

The Napa Foundation for Options in Education

Presents

**Jolene Yee, Co-Founder
John Lemmo, Counsel**

**Lauren Daley, Co-Founder
Jessica Norman, ExEd**

Mayacamas Countywide Middle School



Agenda

- Thank You to the NCOE Staff
- What is Mayacamas Countywide Middle School?
- Our unique Educational Offering - Petition Highlights
- Why NCOE Board Approval is Imperative
- Questions?



Thank You!

- We recognize the NCOE staff's time, effort and quality of review, analysis and reporting
- We understand why this is a big hill
- We know we are all are striving to work in the best interests of the families of Napa Valley



What is Mayacamas Countywide Middle School?

- A diverse-by-design student body
- A truly countywide plan for Napa Valley
- A collaborative program with Community Partners



What is Mayacamas Countywide Middle School?

- A unique highly-individualized education
- A structure to meet student needs at multiple academic levels within grades
- A plan to bridge learning gaps



What is Mayacamas Countywide Middle School?

- A community-based design
- A plan to collaborate with local businesses and organizations
- An opportunity for students to work on real-world problems



But What is Mayacamas Countywide Middle School Really?

We are the Mountaineer Community of students, families, staff, teachers and supporters who believe in highly-individualized quality education in a small-school environment

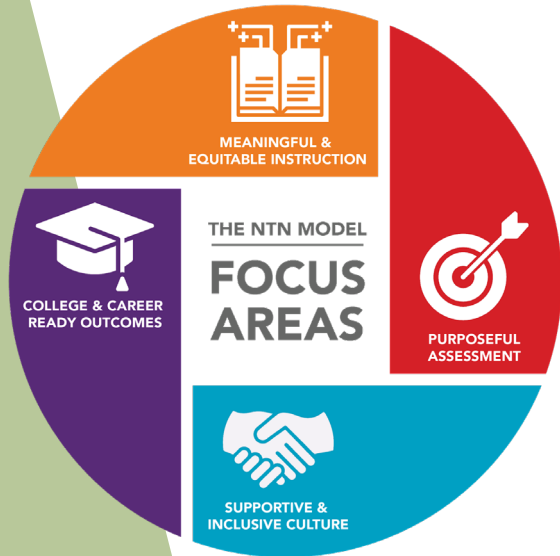


Elements of Our Quality Education

- A Focus on Social-Emotional Well-Being
- Small school environment
- Stanford Design School's innovative Wayfinder Curriculum for Advisory and throughout the school day



Elements of Our Quality Education



- NTN's project-based learning platform
- Focus Areas:
 - Meaningful & Equitable Instruction
 - Purposeful Assessment
 - Supportive & Inclusive Culture
 - College & Career Readiness



Elements of Our Quality Education

- Highly-Individualized Learning
- Innovative Curricula and Structure to allow for accelerated growth
- 90-minute Block Scheduling and varied learning modalities
- Individualized Learning Plans
 - Student
 - Advisor
 - Parent/Guardian



Elements of Our Quality Education

- Learning Lab: 45 Minutes, 4 Days per Week
 - Dedicated learning tailored to individual needs
 - English Learner education
 - Special Education
 - Tutoring with teachers, Instructional Aides and tutor.com
 - Group projects and subject specific challenges
 - Accelerated learning



Elements of Our Quality Education

- Art Classes
- Music Classes
- Second-semester theater project
- Multi-day College Residency



Working with Community Partners

- Meals provided by local small business, creating and serving nutritious and flavorful meals to students



Tina Rippl McLean

Top contributor · August 16 at 1:23 PM · 🌐



I can't begin to express how it felt to pick up my boys today and hear how excited they are about their new school. Even more impressive - they loved the food lol! ❤️



Why NCOE Approval is Imperative

- Mayacamas provides a unique middle-school option
- Mayacamas fills a need not currently being met locally
- Mayacamas provides a bridge to public high schools
- MCMS provides a profound sense of community for our families, parents/guardians, teachers, staff, students, founders & supporters



Filling a Need: Napa County CAASPP Results English Language Arts

	Traditional Districts					Charter	California
	CUSD	HMES D	NVUSD	PVUS D	SHUSD	Stone Bridge	Statewid e
2022 ELA % of standards Met/Exceeded							
Low income (SED)	38.1%	28.6% *	30.5%	10.0% *	42.4%	N/A	35.3%
English learners	15.8%	16.7%*	9.3%	12.5%*	0%	N/A	8.3%
Students with disabilities	6.7%	N/A	14.5%	N/A	25.9%	21.0%*	15.6%
Hispanic/Latino	40.0%	16.1%	33.6%	11.5%	45.2%	N/A	40.1%
White	64.2%*	54.5%	58.4%	N/A	73.6%	70.6%	61.4%

Napa County School Districts: Grades 6-8 CAASPP ELA Percent of Standards Met/Exceeded—Subgroups

*Scores include grades 3-8, except for Calistoga which is grades 3-11

(Note: Race/ethnicity subgroups shown only for groups with at least 10% of the population in any LEA)



Filling a Need: Napa County CAASPP Results Math

	Traditional Districts					Charter	California
<i>2022 Math % of standards Met/Exceeded</i>	CUSD	HMESD	NVUSD	PVUSD	SHUSD	Stone Bridge	Statewide
Low income (SED)	19.1%	22.2%*	11.8%	20.0%*	21.3%	N/A	19.4%
English learner	7.1%	4.0%*	1.6%	25.0%*	4.6%	N/A	4.7%
Students with disabilities	8.3%*	N/A	7.5%	N/A	14.8%	32.0%*	7.9%
Hispanic/Latino	20.7%	16.7%*	12.6%	26.9%*	20.3%	N/A	19.4%
White	58.5%*	40.9%	34.7%	N/A	50.9%	63.9%	45.6%

Napa County School Districts: Grades 6-8 CAASPP Math Percent Standards Met/Exceeded—Subgroups

*Scores include grades 3-8; middle school alone is N/A

(Note: Race/ethnicity subgroups shown only for groups with at least 10% of the population in any LEA)



Filling a Need: Napa County at a Glance

CA Department of Education Dashboard

English Language Arts by District, Highest Achieving to Lowest

English Learners	Hispanic/Latino	Students with Disabilities
Calistoga: Low St. Helena: Low NVUSD: Very Low	St. Helena: Medium Calistoga: Low Howell Mountain: Low NVUSD: Very Low	St. Helena: Low Calistoga: Very Low NVUSD: Very Low

Note: Districts/charter schools with sub-groups too small to be recorded are not listed



Filling a Need: Napa County at a Glance

CA Department of Education Dashboard

Math by District, Highest Achieving to Lowest

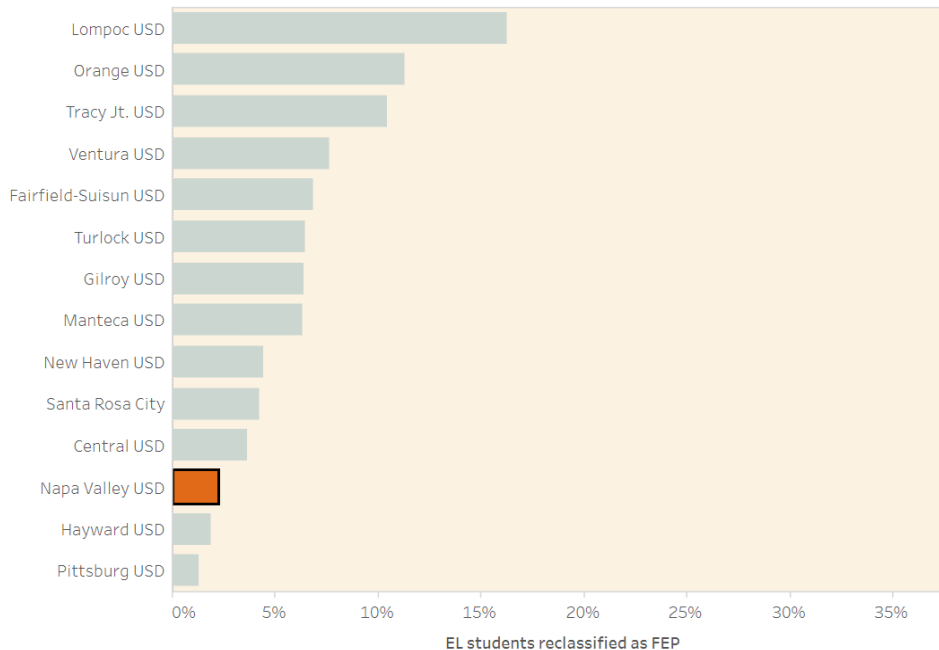
English Learners	Hispanic/Latino	Students with Disabilities
Calistoga: Low St. Helena: Low NVUSD: Very Low	St. Helena: Low Calistoga: Low Howell Mountain: Low NVUSD: Very Low	St. Helena: Low Calistoga: Low NVUSD: Very Low

Note: Districts/charter schools with sub-groups too small to be recorded are not listed




NVUSD & English Learner Reclassification

ENGLISH LEARNERS RECLASSIFIED TO FLUENT ENGLISH PROFICIENT, 2021



Substantially-Similar Districts; 2021 data provided by Schoolwise Press



A Social Justice Imperative

- We are failing our most vulnerable students
 - NVUSD: **1%** of English Learners in 7th Grade and **0%** in 11th Grade met State Standards in Math
 - NVUSD: **5.8%** of Students with Disabilities in 7th Grade and **1.2%** in 11th Grade met State Standards in Math
- Results tend to worsen as students progress to later grades
- We lag CA state results for ALL subgroups
 - CA is ranked 38th (preK-12) out of 50 in the US on Education*
- Clearly we are not serving ALL students

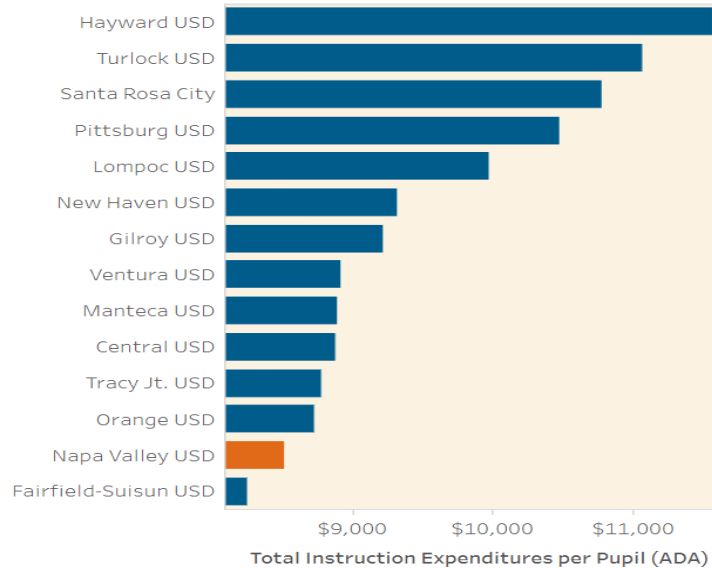
*Source: US News & World Report



Focus & Resources

NVUSD is under-investing in our teachers and students

SPENDING ON INSTRUCTION PER PUPIL (ADA), :
TOTAL INSTRUCTIONAL EXPENSE



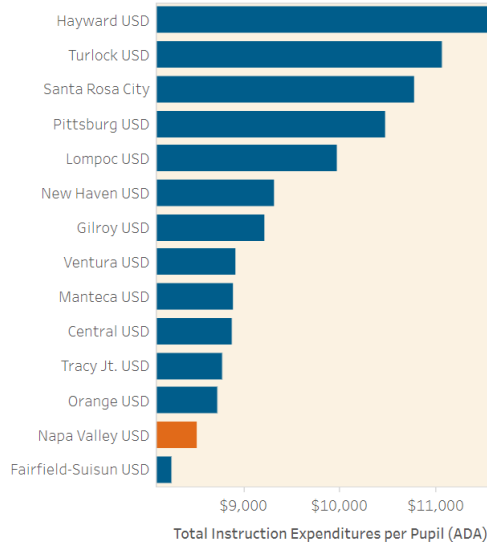
Substantially-Similar Districts; 2021 data provided by Schoolwise Press



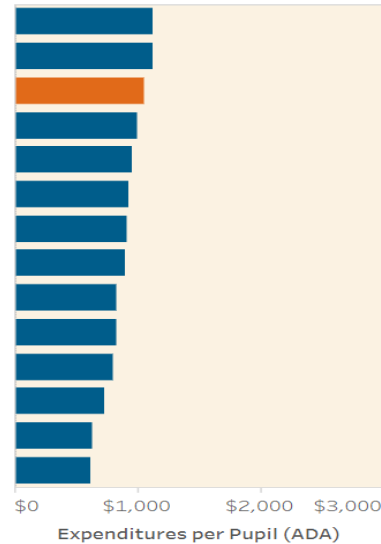
Focus & Resources

NVUSD is over-investing in district administrators as compared to students

SPENDING ON INSTRUCTION PER PUPIL (ADA),
TOTAL INSTRUCTIONAL EXPENSE



GENERAL ADMIN



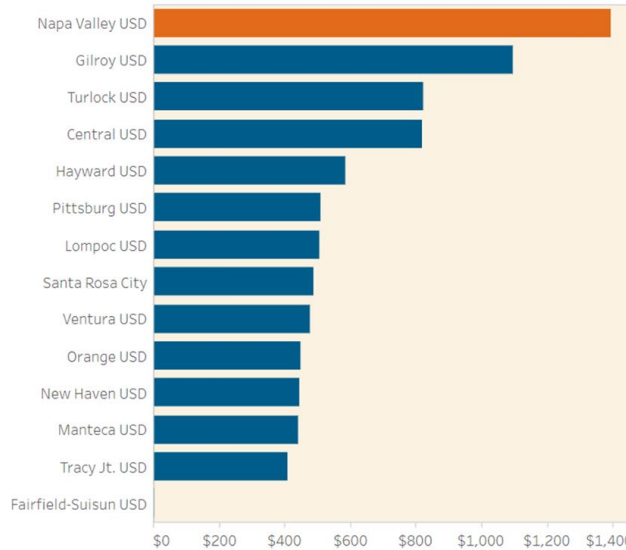
Substantially-Similar Districts; 2021 data provided by Schoolwise Press



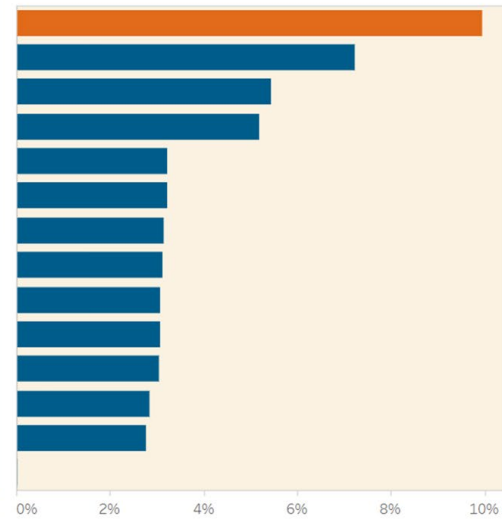
Focus & Resources

The Rainy Day is HRRF!!! How much money does Napa Valley USD keep in general fund reserves?

RESERVES PER PUPIL (ADA), 2022



RESERVES AS PERCENTAGE OF EXPENSES, 2022



Substantially-Similar Districts; 2021 data provided by Schoolwise Press



NVUSD: David vs. Goliath

- 1st day of school: Letter to 1,000+ existing and retired staff
- 3rd day of school: “Update on Important Issue” sent via Parentsquare to all NVUSD families (16,000+ students)
- 5th day of school: CTA letter to members of multiple labor unions
- 6th day of school: Union meeting with classified staff to discuss “financial implications” of charter approval
- 6th day of school: “Parent Leader” call with the NVUSD Superintendent
- 9th day of school: Letter to staff from CSEA, NAPS, NVEA
- This week: QR codes on tables in public school break rooms

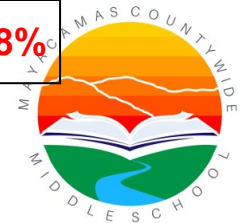


Filling a Need: NVUSD CAASPP Results

English Language Arts

Grade	All - % Met or Exceeded Standards	English Learners - % Met or Exceeded Standards	Students with Disabilities - % Met or Exceed Standards
All grades	42.85%	9.27%	14.47%
Grade 3	37.72%	10.56%	11.91%
Grade 7	42.97%	5.40%	13.76%
Grade 11	46.24%	5.00%	7.98%

Source: CA Dept. of Ed CAASPP, 2021-22 Results, Napa Valley Unified
<https://caaspp-elpac.ets.org/caaspp/DashViewReportSB?ps=true&lstTestYear=2022&lstTestType=B&lstGroup=1&lstSubGroup=1&lstGrade=13&lstSchoolType=A&lstCounty=28&lstDistrict=66266-000&lstSchool=0000000>

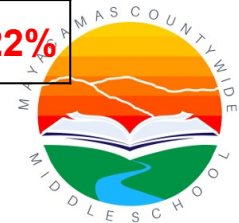


Filling a Need: NVUSD CAASPP Results

Math

Grade	All - % Met or Exceeded Standards	English Learners - % Met or Exceeded Standards	Students with Disabilities - % Met or Exceeded Standards
All grades	27.17%	6.50%	11.08%
Grade 3	43.60%	15.96%	21.10%
Grade 7	22.02%	1.08%	5.80%
Grade 11	17.70%	0.00%	1.22%

Source: CA Dept. of Ed CAASPP, 2021-22 Results, Napa Valley Unified
<https://caaspp-elpac.ets.org/caaspp/DashViewReportSB?ps=true&lstTestYear=2022&lstTestType=B&lstGroup=1&lstSubGroup=1&lstGrade=13&lstSchoolType=A&lstCounty=28&lstDistrict=66266-000&lstSchool=0000000>



NVUSD vs. State Performance Over Time

	2019			2022		
	Below (-) or Above (+) Standard			Below (-) or Above (+) Standard		
	NVUSD	STATE	Difference NVUSD to State	NVUSD	STATE	Difference NVUSD to State
ELA	-10.7	-2.5	-8.2	-22.7	-12.2	-10.5
MATH	-48	-33.5	-14.5	-72.7	-51.7	-21

Source: CA Dashboard, CA Dept. of Education



NVUSD's Talking Points: Myth vs. Fact

- The “greater good.” We must serve ALL students in the County.
 - True. We are not doing that now.
 - We are failing our most vulnerable students and they matter.
- Private school with public funds
 - Patently false; this is a free public school open to any student in California.
- Now is not the time
 - If not now, when? With 88% of the County students, NVUSD has ample reserves and test results reveal an emergency in learning.
- Programs will be cut
 - District leadership must reconsider resource allocation.



John Lemmo

Some Final Thoughts...



Mayacamas Countywide Middle School

We support ALL students



<https://youtu.be/YFeTQXXE124>

Questions?

