


Vodič o ekonomičnosti potrošnje goriva i emisije CO₂ i zagađujućih materija u vazduhu

Novih putničkih vozila u Republici Srbiji za 2022. godinu



Sadržaj

1. Uvod

1.1 Klimatske promene

1.2 Potrošnja goriva

1.3 Klima i saobraćaj

1.4 Ugljen-dioksid (CO₂) i ostale zagađujuće materije kod vozila

1.5 Oznake ekonomičnosti potrošnje goriva i emisije ugljen-dioksida(CO₂)

2. Saveti za smanjenje potrošnje goriva i emisiju

3. Spisak modela novih putničkih vozila marke Toyota i Lexus koji se prodaju na tržištu Republike Srbije u 2022. godini

3.1 Spisak modela novih putničkih vozila marke Toyota i Lexus dostupnih na tržištu Republike Srbije u 2022. godini sa vrstama pogona, potrošnjom goriva (l/100km), emisijama ugljen-dioksida (CO₂) i drugih zagađujućih materija

3.2 Spisak 10 najekonomičnijih modela Toyota i Lexus vozila



1. Uvod

Na osnovu člana 21. Zakona o klimatskim promenama (službeni glasnik RS, broj 26 od 23. marta 2021. godine) i Pravilnika o ekonomičnosti potrošnje goriva i emisije CO₂ i novih putničkih vozila (Službeni glasnik RS, broj 107 od 16. septembra 2022.) Dobavljač je dužan da o svom trošku, a najmanje jednom godišnje obezbedi Vodič o ekonomičnosti potrošnje goriva, emisiji CO₂ i zagađujućih materija u vazduhu (u daljem tekstu Vodič) za vozila dostupna na tržištu Republike Srbije.

Vodič poseduje zvanično utvrđene podatke o potrošnji goriva i emisijama CO₂ svakog novog modela putničkog i lakog komercijalnog vozila marke Toyota i Lexus koji su dostupni u Republici Srbiji.

Glavni cilj ovog Vodiča je da kupcima novih putničkih i lakih komercijalnih vozila marke Toyota i Lexus pomogne pri odabiru novog vozila, planiranju budućih troškova za gorivo kao u tome da aktivno doprinesu zaštiti životne sredine, tako što će uticati na smanjenje efekta staklene bašte, odnosno klimatske promene. Vodič im obezbeđuje uvid u tačne i zvanične informacije o potrošnji goriva i emisiji CO₂, koji predstavlja glavni gas za stvaranje efekta staklene bašte.

Sadržina Vodiča poseduje sateve za pravilno upravljanje motornim vozilom, vozačke navike (pravilni pritisak u pneumaticima, agresivna vožnja, nagla i učestala kočenja, rad motora u praznom hodu, smanjenje nepotrebne mase vozila, i drugo) kao i način održavanja motornog vozila sa ciljem smanjenja potrošnje goriva, emisije CO₂. Uvod sadrži kratka objašnjenja o efektu staklene bašte kao i uticaj izduvnih gasova koji nastaju kao rezultat sagorevanja fosilnog goriva, koji doprinose povećanju temperature na planeti Zemlji.

1.1 Klimatske promene

Klimatske promene utiču na celokupan svet oko nas. Ekstremni događaji poput velikih požara, poplava, erozija zemljišta, oluja kao i talasa tropskih vrućina privlače veliku pažnju medija i celokupne javnosti. Statističke analize pokazale su da je nastanak ovakvih pojava uzrokovan klimatskim promenama na planeti Zemlji. Pre svega jako je bitno da napomenemo da se klima na planeti Zemlji stalno menja, odnosno da se oduvek menjala. Do industrijske revolucije klima se menjala kao rezultat prirodnih okolnosti, međutim danas se termin klimatskih promena koristi najviše za period od dvadesetog veka, kao rezultat ljudskih aktivnosti na planeti Zemlji.

Dokazano je da se globalno zagrevanje ne događa samo od sebe i da je posledica antropogen uticaj. U ovom trenutku prosečna temperatura na Zemlji je za 0.8



1. Uvod

stepeni Celzijusovih viša u odnosu na period pre industrijske revolucije. Razlog za ovakav porast temperature je masovno korišćenje fosilnog goriva u različite svrhe, a kao produkt sagorevanja dobijamo CO₂ koji ostaje zarobljen u atmosferi planete Zemlje.

Ugljen-dioksid (CO₂), predstavlja gas koji se oslobađa sagorevanjem uglja, nafte i naftnih derivata kao i gasa, što predstavlja najveći uticaj na globalno zagrevanje. Oko 25 milijardi tona CO₂ ispusti se u atmosferu u toku jednog dana.

Zagrevanje koje se dešava na planeti Zemlji nastaje zbog takozvanog efekta staklene bašte. Sunčeva svetlost pada na Zemljinu površinu gde se energija apsorbuje, nakon čega dolazi do zračenje nazad u atmosferu koje se manifestuje u vidu toplote. U atmosferi, molekuli preuzimaju deo toplote, a ostatak se oslobađa u svemir. Što se više povećava koncentracija gasova sa efektom staklene bašte, više toplote ostaje zarobljeno u molekulima.

Pomoć u smanjenju efekta staklene bašte, odnosno smanjenju CO₂ u atmosferi možemo pronaći u pošumljavanju zemljišta. Biljke su jedne od glavnih faktora koji mogu pomoći u uravnotežavanju trenutnog dizbalansa koji se javio na Zemlji. Sve biljke, bilo one veće poput biljaka u prašumama Amazonije, do sićušnih fitoplanktona u okeanima tokom procesa fotosinteze koriste CO₂, dok kao produkt otpuštaju kiseonik.

1.2 Potrošnja goriva

Potrošnja goriva predstavlja jedan od glavnih faktora pri kupovini novog vozila. Sva vozila marke Toyota i Lexus koja se nalaze na tržištu u Republici Srbiji prošla su kroz WLTP (Worldwide Harmonised Light Vehicles Test Procedure/svetski harmonizovani postupak ispitivanja vozila) postupak ispitivanja vozila. Ovaj vid ispitivanja vozila prikazuje rezultate potrošnje goriva koji odgovaraju realnoj potrošnji i približniji su onima koje vlasnici imaju u toku svakodnevnog korišćenja vozila.

Ušteda u kućnom budžetu je osetna u slučaju smanjenja potrošnje goriva. Ukoliko uzmemo u obzir cenu goriva koja prosečno iznosi 1.5€/l i pri tome na svakih 100km uštedimo do 1 litar goriva, u toku jednog servisnog intervala od 15.000km može se uštedeti čak 225€ što bi u slučaju vozila A i B segmenta bila cena redovnog servisa. Sa tim u vezi, jako je bitno da vozači imaju na umu da na razuman način uprvaljaju svojim motornim vozilom kako bi omogućili „besplatan“ sledeći servis na svom motornom vozilu.



1. Uvod

1.3 Klima i saobraćaj

Sva vozila koja za svoj pogon koriste motor za sagorevanje fosilnog goriva doprinose porastu CO₂ i efektu staklene bašte. Usled velike koncentracije CO₂ kao i drugih gasova poput CH₄ i N₂O dolazi do promene klime na planeti zemlji.

Klimatski uslovi predstavljaju jedan od bitnih aktera u bezbednosti saobraćaja. Usled promena klime, povećanog zagrevanja planete zemlje kao i velikih padavina smanjuje se i sama bezbednost u saobraćaju. Sneg, kiša, magla, grad povećavaju mogućnost za saobraćajnu nezgodu. Usled padavina poput snega ili kiše, smanjuje se vidljivost, kao i koeficijent prijanjanja pneumatika sa tлом, što dovodi do smanjenja upravljivosti vozilom i povećava mogućnost za saobraćajnom nezgodom.

Visoke temperature takođe nepovoljno utiču na smanjenje koncentracije vozača, sanjivost, tromosti što dovodi do toga da vozač gubi motoričke sposobnosti i predstavlja opasnost za ostale učesnike u saobraćaju.

1.4 Ugljen-dioksid (CO₂) i ostale zagađujuće materije kod vozila

Produkti sagorevanja koji se oslobađaju u atmosferu prilikom rada vozila su: azotni oksidi (NO_x), sumpordioksid (SO_x), ugljen-monoksid (CO), nesagorele ugljovodonike, uglje-dioksid (CO₂), sitne čestice (PM₁₀, PM_{2.5}), teške metale kao i druge štetne materije. Emisija motornog vozila zavisi od tehnologije koja se primenjuje u vozilima (motorima i svojstvima goriva).

Nov način ispitivanja vozila (WLTP) postepeno je zamenio stari način ispitivanja NEDC (New European Driving Cycle). WLTP ciklus ispitivanja predstavlja ispitivanje koje je strožije i tačnije u odnosu na NEDC pravilnik. U okviru ovog ispitivanja došlo se do prikazivanja veće potrošnje goriva iz razloga što su uslovi ispitivanja približniji stvarnom načinu upotrebe motornog vozila.



1. Uvod

1.5 Oznake ekonomičnosti potrošnje goriva i emisije ugljen-dioksida(CO2)

Na osnovu člana 20. Zakona o klimatskim promenama (Službeni glasnik RS, broj 26 od 23. marta 2021. godine), Prodavac koji stavlja u promet model novog putničkog vozila dužan je da na prodajnom mestu ili u blizini putničkog vozila, o svom trošku, na jasno vidljivi način postavi odnosno izloži oznaku o ekonomičnosti potrošnje goriva i emisijama CO2 tog vozila.

Obrazac oznake iz stava 1. ovog člana, objavljen je na internet stranici Agencije za bezbednost saobraćaja u elektronskom formatu.

Pravilnikom o podacima o ekonomičnosti potrošnje goriva i emisijama CO2 iz novih putničkih vozila (Službeni glasnik RS, broj 107 od 16. septembra 2022. godine) propisan je sadržaj obrasca oznake o ekonomičnosti potrošnje goriva i emisijama CO2.

Oznaka o ekonomičnosti postavlja se na prednje levo bočno staklo svakog novog izloženog vozila koje se nalazi na prodajnom mestu ili se postavlja najviše 50 cm od izloženog vozila. Neophodno je da sadrži broječanu vrednost zvanične potrošnje goriva (l/100km), zvaničnu specifičnu emisiju CO2 (g/km) i zvaničnu specifičnu emisiju zagađujućih materija u vazduhu (g/km).



2. Saveti za smanjenje potrošnje goriva i emisiju CO2

- **Provera pritiska u pneumaticima**

Pneumatik se tokom vožnje deformiše u zavisnosti od sila koje deluju na njega. Optimalnim pritiskom u pneumaticima obezbeđuje se njihova deformacija pri kojoj se ne narušava bezbednost vozača i putnika u vozilu kao ni ostalih učesnika u saobraćaju. Preventivnom proverom pritiska, obezbeđujemo to da kontaktna površina bude adekvatna, čime se produžava njihov radni vek. Takođe, adekvatan pritisak obezbeđuje adekvatnu kontaktnu površinu. U slučaju niskog pritiska, kontaktna površina između pneumatika i tla se povećava, čime se povećava otpor kotrljanju, samim tim i potrošnja goriva i CO2. Novija vozila poseduju senzor pritiska u pneumaticima koji će vozaču obezbediti informaciju o stanju u svakom trenutku.

- **Korišćenje klima uređaja**

Kako su hibridna vozila opremljena visoko-naponskom baterijom, tokom letnjih perioda najbolje bi bilo da koristite svoj klima uređaj. Vazduh za hlađenje visoko-naponske baterije doprema se iz putničkog prostora vozila. U periodima povišenih temperatura, vazduh koji se koristi za hlađenje baterije hladniji je upravo zbog korišćenja klima uređaja. Na ovaj način, vozilo će duži vremenski period raditi isključivo na struju, usled čega je nivo izduvne emisije 0.

- **Promena stepena prenosa**

Putnička vozila homologovana od 2021. godine opremljena su indikatorom za promenu stepena prenosa. U slučaju da je vozilo opremljeno ovim indikatorom, poštujujte obaveštenje o promeni stepena prenosa u viši ili niži stepen u zavisnosti od potrebe i uslova vožnje.

Prilikom vožnje nizbrdo, uvek izaberite odgovarajući stepen prenosa. Vožnja nizbrdo u odgovarajućem stepenu prenosa obezbediće da vaš motor ne troši gorivo zbog rotacije točkova koja će pokretati motor.

- **Vožnja bez naglih ubrzanja**

Izbegavajte nagla ubrzanja i međuubrzanja kako biste izbegli povećanje potrošnje goriva.



2. Saveti za smanjenje potrošnje goriva i emisiju CO2

▪ Kontinuirana kočenja

U slučaju kočenja, kočite tako da ostvarite najveću regeneraciju električne energije u bateriju. To možete postići kontinuiranim kočenjem pri čemu na indikatoru za regeneraciju možete videti koliko ste učinkovito obavili kočenje.

• Obratite pažnju na put ispred vas

Naročito u slučaju gradske vožnje obratite pažnju na promenu signalizacije na semaforu kako ne biste nepotrebno ubrzavali vozilo. U slučaju prilaska krivini, oduzmite gas da biste izbegli kočenje i na taj način omogućite usporenje vozila pomoću njegovog motora.

• Nepotrebni teret

Sve nepotrebne stvari koje vam nisu potrebne u toku neke sezone bilo bi dobro da uklonite iz vozila. Leti uklonite lance za sneg ukoliko vam se nalaze u prtljažnom prostoru. Obratite pažnju na ostale stvari koje se nalaze u vozilu jer svako povećanje mase utiče na potrošnju goriva i doprinosi potrošnji CO2 u većoj ili manjoj meri.

• Redovno održavanje

Uz redovno održavanje vašeg vozila u ovlašćenom servisu, obezbeđujete pre svega ugradnju originalnih delova koji su odobreni od strane proizvođača. Ugradnjom originalnih delova, doprinosite ispravnom radu vašeg motora, kao i najboljim performansama. Usled toga, potrošnja goriva ostaće u skladu sa specifikacijom izdate od strane proizvođača.



3. Spisak modela novih putničkih vozila marke Toyota i Lexus koji se prodaju na tržištu Republike Srbije u 2022. godini

Oznaka vrste goriva:

- Benzin
- Dizel
- Benzin/elektro – Benzin/EE
- Električna energija – EE



3.1 Spisak modela novih putničkih vozila marke Toyota i Lexus dostupnih na tržištu Republike Srbije u 2022. godini sa vrstama pogona, potrošnjom goriva (l/100km), emisijama ugljen-dioksida (CO2) i drugih zagađujućih materija

Vrsta goriva	Red.	Komercijalni naziv	Radna zapremina motora	Snaga motora	Prenos snage	Potrošnja goriva			GHG		Zagađujuća materija**			
						Vožnja u gradu (l/100km, m ³ /100km ili Wh/km – s obzirom na vrstu goriva)	Vožnja van grada	Kombinovano	Emisija CO ₂ (MLTP)	Kombinovano	Nivo izduvne emisije	Azotni oksidi NOx g/km	Čvrste čestice g/km	Broj čestica
			cm ³	kW		l/100km								
	1	AYGO X	998	53	M	5.4	4.4	4.8	108	EURO 6	0.0167	0	-	
	2	AYGO X-CLUSIVE	998	53	M	5.4	4.4	4.9	110	EURO 6	0.0167	0	-	
	3	AYGO X-CLUSIVE	998	53	M	5.4	4.4	4.9	110	EURO 6	0.0167	0	-	
	4	AYGO X-CLUSIVE SOUND	998	53	A	5.7	4.5	5.0	113	EURO 6	0.0098	0	-	
	5	AYGO X-CLUSIVE SOUND	998	53	A	5.7	4.5	5.0	113	EURO 6	0.0098	0	-	
	6	AYGO X-LIMITED	998	53	A	5.7	4.5	5.0	114	EURO 6	0.0098	0	-	
	7	AYGO X-LIMITED	998	53	A	5.7	4.5	5.0	114	EURO 6	0.0098	0	-	
	8	AYGO X-PLAY	998	53	A	5.6	4.5	4.9	112	EURO 6	0.0098	0	-	
	9	AYGO X-PLAY	998	53	A	5.6	4.5	4.9	112	EURO 6	0.0098	0	-	
	10	AYGO X-PLAY ALLOYS	998	53	M	5.4	4.4	4.8	109	EURO 6	0.0167	0	-	
	11	AYGO X-PLAY ALLOYS	998	53	M	5.4	4.4	4.8	109	EURO 6	0.0167	0	-	
	12	AYGO X-STYLE	998	53	A	5.6	4.5	5.0	113	EURO 6	0.0098	0	-	
	13	AYGO X-STYLE	998	53	A	5.6	4.5	5.0	113	EURO 6	0.0098	0	-	
	14	AYGO X-STYLE SOUND	998	53	A	5.6	4.5	5.0	113	EURO 6	0.0098	0	-	
	15	AYGO X-STYLE SOUND	998	53	A	5.6	4.5	5.0	113	EURO 6	0.0098	0	-	
	16	AYGO X-TREND	998	53	A	5.6	4.5	5.0	113	EURO 6	0.0098	0	-	
	17	AYGO X-TREND	998	53	A	5.6	4.5	5.0	113	EURO 6	0.0098	0	-	
	18	AYGO X-TREND CANVAS	998	53	M	5.4	4.4	4.8	109	EURO 6	0.0167	0	-	
	19	C HR MY22 1.8 HSD 5D E-CVT C-ENTER	1798	72	A	4.8	4.3	5.3	119	EURO 6	0.0019	-	-	
	20	C HR MY22 1.8 HSD 5D E-CVT C-ENTER SMART	1798	72	A	4.2	4.0	4.9	111	EURO 6	0.0019	-	-	
	21	C HR MY22 1.8 HSD 5D E-CVT C-ENTER SMART NAVI	1798	72	A	4.2	4.0	4.9	111	EURO 6	0.0019	-	-	
	22	C HR MY22 1.8 HSD 5D E-CVT C-HIC	1798	72	A	4.2	4.0	4.9	111	EURO 6	0.0019	-	-	
	23	C HR MY22 1.8 HSD 5D E-CVT C-HIC LEATHER TECH	1798	72	A	4.2	4.0	4.9	111	EURO 6	0.0019	-	-	
	24	C HR MY22 1.8 HSD 5D E-CVT C-HIC nonEU	1798	72	A	4.8	4.3	5.3	120	EURO 6	0.0019	-	-	
	25	C HR MY22 1.8 HSD 5D E-CVT C-HIC TECH	1798	72	A	4.8	4.3	5.3	119	EURO 6	0.0019	-	-	
	26	C HR MY22 1.8 HSD 5D E-CVT C-LUB	1798	72	A	4.2	4.0	4.9	111	EURO 6	0.0019	-	-	
	27	C HR MY22 1.8 HSD 5D E-CVT C-LUB ALCANTARA	1798	72	A	4.2	4.0	4.9	110	EURO 6	0.0019	-	-	
	28	C HR MY22 1.8 HSD 5D E-CVT C-LUB ALCANTARA ASSIST	1798	72	A	4.2	4.0	4.9	111	EURO 6	0.0019	-	-	
	29	C HR MY22 1.8 HSD 5D E-CVT C-LUB ASSIST	1798	72	A	4.8	4.3	5.3	119	EURO 6	0.0019	-	-	
	30	C HR MY22 1.8 HSD 5D E-CVT C-LUB HI-LED nonEU	1798	72	A	4.8	4.3	5.3	119	EURO 6	0.0019	-	-	
	31	C HR MY22 1.8 HSD 5D E-CVT C-LUB nonEU	1798	72	A	4.2	4.0	4.9	112	EURO 6	0.0019	-	-	
	32	C HR MY22 1.8 HSD 5D E-CVT GR SPORT	1798	72	A	4.2	3.9	4.9	110	EURO 6	0.0019	-	-	
	33	C HR MY22 1.8 HSD 5D E-CVT GR SPORT PREMIUM PACK	1798	72	A	4.2	4.0	5.0	112	EURO 6	0.0019	-	-	
	34	C HR MY22 2.0 HSD 5D E-CVT C-HIC	1987	112	A	4.2	4.0	4.9	111	EURO 6	0.0049	0.00016	-	
	35	C HR MY22 2.0 HSD 5D E-CVT C-HIC LEATHER TECH	1987	112	A	4.8	4.3	5.3	120	EURO 6	0.0049	0.00016	-	
	36	C HR MY22 2.0 HSD 5D E-CVT C-HIC TECH	1987	112	A	4.2	3.9	4.9	110	EURO 6	0.0049	0.00016	-	
	37	C HR MY22 2.0 HSD 5D E-CVT C-LUB	1987	112	A	4.8	4.3	5.3	120	EURO 6	0.0049	0.00016	-	
	38	C HR MY22 2.0 HSD 5D E-CVT C-LUB ALCANTARA	1987	112	A	4.2	4.0	4.9	112	EURO 6	0.0049	0.00016	-	
	39	C HR MY22 2.0 HSD 5D E-CVT C-LUB ALCANTARA ASSIST	1987	112	A	4.3	4.0	5.0	112	EURO 6	0.0049	0.00016	-	
	40	C HR MY22 2.0 HSD 5D E-CVT C-LUB ASSIST	1987	112	A	4.8	4.3	5.3	120	EURO 6	0.0049	0.00016	-	
	41	C HR MY22 2.0 HSD 5D E-CVT GR SPORT	1987	112	A	4.2	4.0	4.9	111	EURO 6	0.0049	0.00016	-	
	42	C HR MY22 2.0 HSD 5D E-CVT GR SPORT PREMIUM PACK	1987	112	A	4.8	4.3	5.3	119	EURO 6	0.0049	0.00016	-	
	43	CAMRY MC 2.5 HSD SD E-CVT EXECUTIVE	2487	131	A	6.1	4.9	5.5	125	EURO 6	0.0019	0.00019	-	
	44	CAMRY MC 2.5 HSD SD E-CVT EXECUTIVE	2487	131	A	6.1	4.9	5.5	125	EURO 6	0.0019	0.00019	-	
	45	CAMRY MC 2.5 HSD SD E-CVT PREMIUM	2487	131	A	6.2	4.9	5.6	126	EURO 6	0.0019	0.00019	-	
	46	CAMRY MC 2.5 HSD SD E-CVT PREMIUM	2487	131	A	6.2	4.9	5.6	126	EURO 6	0.0019	0.00019	-	
	47	CAMRY MC 2.5 HSD SD E-CVT SOL	2487	131	A	6.1	4.9	5.5	125	EURO 6	0.0019	0.00019	-	
	48	CAMRY MC 2.5 HSD SD E-CVT SOL	2487	131	A	6.1	4.9	5.5	125	EURO 6	0.0019	0.00019	-	
	49	CAMRY MC 2.5 HSD SD E-CVT STYLE	2487	131	A	5.9	4.7	5.3	120	EURO 6	0.0019	0.00019	-	
	50	CAMRY MC 2.5 HSD SD E-CVT STYLE	2487	131	A	5.9	4.7	5.3	120	EURO 6	0.0019	0.00019	-	
	51	Corolla Cross - NG '22 Executive AWD	1987	112	A	4.4	4.2	5.4	121	EURO 6	5.9	-	0.12	
	52	Corolla Cross - NG '22 Executive FWD	1987	112	A	4.0	3.9	5.1	115	EURO 6	3.9	-	0.13	



53	Corolla Cross - NG '22 Executive panoramic AWD	1987	112	A	4.5	4.2	5.4	122	EURO 6	5.9	-	0,12
54	Corolla Cross - NG '22 Executive panoramic FWD	1987	112	A	4.0	3.9	5.1	116	EURO 6	3.9	-	0,13
55	Corolla Cross - NG '22 Luna	1987	112	A	3.9	3.8	5.0	114	EURO 6	3.9	-	0,13
56	Corolla Cross - NG '22 Style AWD	1987	112	A	4.4	4.2	5.3	121	EURO 6	5.9	-	0,12
57	Corolla Cross - NG '22 Style FWD	1987	112	A	3.9	3.8	5.1	114	EURO 6	3.9	-	0,13
58	COROLLA HB MY22 1.2T DUAL VVT-i 5D M/T6 EXECUTIVE HUD	1197	85	M	8.4	6.6	6.7	153	EURO 6	0,025	0,00045	1,5
59	COROLLA HB MY22 1.2T DUAL VVT-i 5D M/T6 EXECUTIVE HUD SKYVIEW	1197	85	M	8.4	6.6	6.7	153	EURO 6	0,0908	-	-
60	COROLLA HB MY22 1.2T DUAL VVT-i 5D M/T6 LUNA	1197	85	M	8.1	6.3	6.3	142	EURO 6	0,025	0,00045	1,5
61	COROLLA HB MY22 1.2T DUAL VVT-i 5D M/T6 LUNA FLelektrični pogonT	1197	85	M	8.1	6.2	6.2	141	EURO 6	0,025	0,00045	1,5
62	COROLLA HB MY22 1.2T DUAL VVT-i 5D M/T6 SOL	1197	85	M	8.3	6.6	6.6	151	EURO 6	0,0308	0,00045	1,5
63	COROLLA HB MY22 1.2T DUAL VVT-i 5D M/T6 STYLE BITONE	1197	85	M	8.3	6.6	6.7	151	EURO 6	0,025	0,00045	1,5
64	COROLLA HB MY22 1.2T DUAL VVT-i 5D M/T6 TERRA	1197	85	M	8.1	6.3	6.2	142	EURO 6	0,0308	0,00056	1,33
65	COROLLA HB MY22 1.2T DUAL VVT-i 5D MULTIDRIVE S LUNA	1197	85	A	9.2	6.2	6.6	150	EURO 6	0,0116	0,00124	1,3
66	COROLLA HB MY22 1.2T DUAL VVT-i 5D MULTIDRIVE S LUNA FLelektrični pogonT	1197	85	A	9.1	6.1	6.5	148	EURO 6	0,0116	0,00124	1,3
67	COROLLA HB MY22 1.2T DUAL VVT-i 5D MULTIDRIVE S SOL	1197	85	A	9.4	6.4	6.9	155	EURO 6	0,0116	0,00124	1,3
68	COROLLA HB MY22 1.2T DUAL VVT-i 5D MULTIDRIVE S STYLE BITONE	1197	85	A	9.3	6.3	6.9	156	EURO 6	0,0116	0,00124	1,3
69	COROLLA HB MY22 1.8 HSD 5D E-CVT EXECUTIVE	1798	72	A	4.3	4	5	112	EURO 6	0,0023	-	-
70	COROLLA HB MY22 1.8 HSD 5D E-CVT EXECUTIVE SKYVIEW	1798	72	A	4.3	4	5	112	EURO 6	0,0023	-	-
71	COROLLA HB MY22 1.8 HSD 5D E-CVT GR SPORT BITONE	1798	72	A	4.3	4	5	112	EURO 6	0,0023	-	-
72	COROLLA HB MY22 1.8 HSD 5D E-CVT LUNA	1798	72	A	4	3.6	4.5	102	EURO 6	0,0023	-	-
73	COROLLA HB MY22 1.8 HSD 5D E-CVT LUNA FLelektrični pogonT	1798	72	A	3.9	3.5	4.5	101	EURO 6	0,0023	-	-
74	COROLLA HB MY22 1.8 HSD 5D E-CVT SOL	1798	72	A	4.3	3.9	4.9	111	EURO 6	0,0023	-	-
75	COROLLA HB MY22 1.8 HSD 5D E-CVT SOL ASSIST	1798	72	A	4.3	3.9	4.9	111	EURO 6	0,0023	-	-
76	COROLLA HB MY22 1.8 HSD 5D E-CVT STYLE BITONE	1798	72	A	4.2	3.9	4.9	111	EURO 6	0,0023	-	-
77	COROLLA HB MY22 1.8 HSD 5D E-CVT TERRA	1798	72	A	3.9	3.5	4.5	101	EURO 6	0,0023	-	-
78	COROLLA HB MY22 2.0 HSD 5D E-CVT EXECUTIVE	1987	112	A	4.9	4.5	5.3	119	EURO 6	0,0043	0,00026	0,91
79	COROLLA HB MY22 2.0 HSD 5D E-CVT EXECUTIVE SKYVIEW	1987	112	A	4.9	4.5	5.3	119	EURO 6	0,0043	0,00026	0,91
80	COROLLA HB MY22 2.0 HSD 5D E-CVT GR SPORT BITONE	1987	112	A	4.8	4.5	5.2	119	EURO 6	0,0043	0,00026	0,91
81	COROLLA HB MY22 2.0 HSD 5D E-CVT LUNA	1987	112	A	4.6	4.2	4.9	110	EURO 6	0,004	-	-
82	COROLLA HB MY22 2.0 HSD 5D E-CVT SOL	1987	112	A	4.8	4.4	5.2	117	EURO 6	0,0043	0,00026	0,91
83	COROLLA HB MY22 2.0 HSD 5D E-CVT STYLE BITONE	1987	112	A	4.8	4.4	5.3	119	EURO 6	0,0043	0,00026	0,91
84	COROLLA MY21 HB 1.2T DUAL VVT-i 5D M/T6 EXECUTIVE	1197	85	M	8.4	6.6	6.7	153	EURO 6	0,025	0,00045	1,5
85	COROLLA MY21 HB 1.2T DUAL VVT-i 5D M/T6 EXECUTIVE SKYVIEW	1197	85	M	8.4	6.6	6.7	153	EURO 6	0,025	0,00045	1,5
86	COROLLA MY21 HB 1.2T DUAL VVT-i 5D M/T6 STYLE BITONE HUD	1197	85	M	8.3	6.6	6.7	151	EURO 6	0,025	0,00045	1,5
87	COROLLA MY21 HB 1.2T DUAL VVT-i 5D MULTIDRIVE S EXECUTIVE	1197	85	A	8.5	6.4	6.9	155	EURO 6	0,0116	0,00124	1,3
88	COROLLA MY21 HB 1.2T DUAL VVT-i 5D MULTIDRIVE S STYLE BITONE HUD	1197	85	A	9.3	6.3	6.9	156	EURO 6	0,0116	0,00124	1,3
89	COROLLA MY21 HB 1.8 HSD 5D E-CVT EXECUTIVE	1798	72	A	4.3	4	5	112	EURO 6	0,0023	-	-
90	COROLLA MY21 HB 1.8 HSD 5D E-CVT EXECUTIVE HUD SKYVIEW GR. LEATHER	1798	72	A	4.3	4	5	112	EURO 6	0,0023	-	-
91	COROLLA MY21 HB 1.8 HSD 5D E-CVT EXECUTIVE SKYVIEW	1798	72	A	4.3	4	5	112	EURO 6	0,0023	-	-
92	COROLLA MY21 HB 1.8 HSD 5D E-CVT GR SPORT BITONE	1798	72	A	4.3	4	5	112	EURO 6	0,0023	-	-
93	COROLLA MY21 HB 1.8 HSD 5D E-CVT STYLE BITONE HUD	1798	72	A	4.2	3.9	4.9	111	EURO 6	0,0023	-	-
94	COROLLA MY21 HB 2.0 HSD 5D E-CVT EXECUTIVE	1987	112	A	4.9	4.5	5.3	119	EURO 6	0,0043	0,00026	0,91
95	COROLLA MY21 HB 2.0 HSD 5D E-CVT EXECUTIVE SKYVIEW	1987	112	A	4.9	4.5	5.3	119	EURO 6	0,0043	0,00026	0,91
96	COROLLA MY21 HB 2.0 HSD 5D E-CVT GR SPORT BITONE	1987	112	A	4.8	4.5	5.2	119	EURO 6	0,0043	0,00026	0,91
97	COROLLA MY21 HB 2.0 HSD 5D E-CVT STYLE BITONE HUD	1987	112	A	4.8	4.4	5.3	119	EURO 6	0,0043	0,00026	0,91
98	COROLLA MY21 TS 1.2T DUAL VVT-i 5D M/T6 EXECUTIVE	1197	85	M	8.5	6.8	6.8	155	EURO 6	0,025	0,00045	1,5
99	COROLLA MY21 TS 1.2T DUAL VVT-i 5D M/T6 EXECUTIVE SKYVIEW	1197	85	M	8.5	6.8	6.8	155	EURO 6	0,025	0,00045	1,5
100	COROLLA MY21 TS 1.2T DUAL VVT-i 5D M/T6 STYLE BITONE HUD KICK	1197	85	M	8.4	6.7	6.7	153	EURO 6	0,025	0,00045	1,5
101	COROLLA MY21 TS 1.2T DUAL VVT-i 5D M/T6 STYLE BITONE HUD KICK SKYVIEW	1197	85	M	8.4	6.7	6.7	153	EURO 6	0,025	0,00045	1,5
102	COROLLA MY21 TS 1.2T DUAL VVT-i 5D MULTIDRIVE S EXECUTIVE	1197	85	A	8.7	6.5	6.9	157	EURO 6	0,0116	0,00124	1,3
103	COROLLA MY21 TS 1.2T DUAL VVT-i 5D MULTIDRIVE S STYLE BITONE HUD KICK	1197	85	A	8.6	6.4	6.9	155	EURO 6	0,0116	0,00124	1,3
104	COROLLA MY21 TS 1.2T DUAL VVT-i 5D MULTIDRIVE S STYLE BITONE HUD KICK SKYVIEW	1197	85	A	8.6	6.4	6.9	155	EURO 6	0,0116	0,00124	1,3
105	COROLLA MY21 TS 1.8 HSD 5D E-CVT EXECUTIVE	1798	72	A	4.3	4	5	112	EURO 6	0,0023	-	-
106	COROLLA MY21 TS 1.8 HSD 5D E-CVT EXECUTIVE HUD	1798	72	A	4.3	4	5	112	EURO 6	0,0023	-	-
107	COROLLA MY21 TS 1.8 HSD 5D E-CVT GR SPORT BITONE	1798	72	A	4.4	4	5	112	EURO 6	0,0023	-	-
108	COROLLA MY21 TS 2.0 HSD 5D E-CVT EXECUTIVE	1987	112	A	5	4.6	5.3	121	EURO 6	0,0043	0,00026	0,91
109	COROLLA MY21 TS 2.0 HSD 5D E-CVT EXECUTIVE SKYVIEW	1987	112	A	5	4.6	5.3	121	EURO 6	0,0043	0,00026	0,91
110	COROLLA MY21 TS 2.0 HSD 5D E-CVT EXECUTIVE SKYVIEW HUD AVS NAVI JBL	1987	112	A	5	4.6	5.3	121	EURO 6	0,0043	0,00026	0,91
111	COROLLA MY21 TS 2.0 HSD 5D E-CVT GR SPORT BITONE	1987	112	A	5	4.6	5.3	120	EURO 6	0,0043	0,00026	0,91
112	COROLLA MY21 TS 2.0 HSD 5D E-CVT STYLE BITONE HUD KICK	1987	112	A	4.9	4.5	5.3	120	EURO 6	0,0043	0,00026	0,91
113	COROLLA MY21 TS 2.0 HSD 5D E-CVT STYLE BITONE HUD KICK SKYVIEW	1987	112	A	4.9	4.5	5.3	120	EURO 6	0,0043	0,00026	0,91
114	COROLLA SD MY21 1.5 VVT-iW 4D M/T6 EXECUTIVE	1490	92	M	8.1	6	6.1	137	EURO 6	0,0055	0,00013	1,26
115	COROLLA SD MY21 1.5 VVT-iW 4D M/T6 LUNA FAMILY	1490	92	M	7.8	5.6	5.7	128	EURO 6	0,0055	0,00013	1,26
116	COROLLA SD MY21 1.5 VVT-iW 4D M/T6 SOL	1490	92	M	8.1	5.9	6	136	EURO 6	0,0055	0,00013	1,26
117	COROLLA SD MY21 1.5 VVT-iW 4D M/T6 SOL TECH	1490	92	M	8.1	5.9	6	136	EURO 6	0,0055	0,00013	1,26
118	COROLLA SD MY21 1.5 VVT-iW 4D M/T6 TERRA	1490	92	M	7.8	5.6	5.7	128	EURO 6	0,0055	0,00013	1,26
119	COROLLA SD MY21 1.5 VVT-iW 4D M/T6 TERRA FM	1490	92	M	7.8	5.6	5.7	128	EURO 6	0,0055	0,00013	1,26
120	COROLLA SD MY21 1.5 VVT-iW 4D MULTIDRIVE S EXECUTIVE	1490	92	A	8.4	6.1	6.5	146	EURO 6	0,0068	0,00016	0,73
121	COROLLA SD MY21 1.5 VVT-iW 4D MULTIDRIVE S LUNA	1490	92	A	8.1	5.7	6	135	EURO 6	0,0068	0,00016	0,73
122	COROLLA SD MY21 1.5 VVT-iW 4D MULTIDRIVE S LUNA FAMILY	1490	92	A	8.1	5.7	5.9	134	EURO 6	0,0068	0,00016	0,73
123	COROLLA SD MY21 1.8 HSD 4D E-CVT EXECUTIVE	1798	72	A	4.4	4.2	5	113	EURO 6	0,0023	-	-



124	COROLLA SD MY21 1.8 HSD 4D E-CVT GR SPORT	1798	72	A	4.4	4.2	5	113	EURO 6	0,0025	-	-
125	COROLLA SD MY21 1.8 HSD 4D E-CVT LUNA	1798	72	A	4	3.7	4.5	102	EURO 6	0,0025	-	-
126	COROLLA SD MY21 1.8 HSD 4D E-CVT LUNA FAMILY	1798	72	A	3.9	3.7	4.5	101	EURO 6	0,0025	-	-
127	COROLLA SD MY22 1.5 VVT-W 4D M/T6 LUNA	1490	92	M	7.8	5.7	5.7	130	EURO 6	0,0055	0,00013	1,26
128	COROLLA SD MY22 1.5 VVT-W 4D M/T6 LUNA FLelektrični pogon TRK	1490	92	M	7.8	5.6	5.7	128	EURO 6	0,0055	0,00013	1,26
129	COROLLA SD MY22 1.5 VVT-W 4D MULTIDRIVE S SOL	1490	92	A	8.4	6.0	6.4	144	EURO 6	0,0068	0,00016	-
130	COROLLA SD MY22 1.5 VVT-W 4D MULTIDRIVE S SOL TECH	1490	92	A	8.4	6.0	6.4	144	EURO 6	0,0068	0,00016	-
131	COROLLA TS MY22 1.2T DUAL VVT-i 5D M/T6 EXECUTIVE HUD	1197	85	M	8.5	6.8	6.8	155	EURO 6	0,025	0,00045	1,5
132	COROLLA TS MY22 1.2T DUAL VVT-i 5D M/T6 EXECUTIVE HUD SKYVIEW	1197	85	M	8.5	6.8	6.8	155	EURO 6	0,025	0,00045	1,5
133	COROLLA TS MY22 1.2T DUAL VVT-i 5D M/T6 LUNA	1197	85	M	8.2	6.4	6.4	144	EURO 6	0,025	0,00045	1,5
134	COROLLA TS MY22 1.2T DUAL VVT-i 5D M/T6 LUNA FLelektrični pogon T	1197	85	M	8.2	6.4	6.3	142	EURO 6	0,025	0,00045	1,5
135	COROLLA TS MY22 1.2T DUAL VVT-i 5D M/T6 SOL	1197	85	M	8.5	6.7	6.7	153	EURO 6	0,025	0,00045	1,5
136	COROLLA TS MY22 1.2T DUAL VVT-i 5D M/T6 STYLE BITONE	1197	85	M	8.4	6.7	6.7	153	EURO 6	0,025	0,00045	1,5
137	COROLLA TS MY22 1.2T DUAL VVT-i 5D M/T6 TERRA	1197	85	M	8.3	6.4	6.3	144	EURO 6	0,0308	0,00056	1,33
138	COROLLA TS MY22 1.2T DUAL VVT-i 5D MULTIDRIVE S LUNA	1197	85	A	8.4	6.2	6.6	149	EURO 6	0,0116	0,00124	1,3
139	COROLLA TS MY22 1.2T DUAL VVT-i 5D MULTIDRIVE S SOL	1197	85	A	8.6	6.5	6.8	155	EURO 6	0,0116	0,00124	1,3
140	COROLLA TS MY22 1.2T DUAL VVT-i 5D MULTIDRIVE S STYLE BITONE	1197	85	A	8.6	6.4	6.9	155	EURO 6	0,0116	0,00124	1,3
141	COROLLA TS MY22 1.8 HSD 5D E-CVT GR SPORT BITONE	1798	72	A	4.4	4	5	112	EURO 6	0,0023	-	-
142	COROLLA TS MY22 1.8 HSD 5D E-CVT LUNA	1798	72	A	4	3.6	4.6	103	EURO 6	0,0023	-	-
143	COROLLA TS MY22 1.8 HSD 5D E-CVT LUNA FLelektrični pogon T	1798	72	A	4.0	3.6	4.5	102	EURO 6	0,0023	-	-
144	COROLLA TS MY22 1.8 HSD 5D E-CVT SOL	1798	72	A	4.3	4	5	112	EURO 6	0,0023	-	-
145	COROLLA TS MY22 1.8 HSD 5D E-CVT SOL ASSIST	1798	72	A	4.3	4	5	112	EURO 6	0,0023	-	-
146	COROLLA TS MY22 1.8 HSD 5D E-CVT STYLE BITONE	1798	72	A	4.3	4.0	5.0	112	EURO 6	0,0023	-	-
147	COROLLA TS MY22 1.8 HSD 5D E-CVT TERRA	1798	72	A	4	3.6	4.5	102	EURO 6	0,0023	-	-
148	COROLLA TS MY22 1.8 HSD 5D E-CVT TREK fLelektrični pogon T	1798	72	A	4.4	4	5	113	EURO 6	0,0023	-	-
149	COROLLA TS MY22 2.0 HSD 5D E-CVT EXECUTIVE	1987	112	A	5	4.6	5.3	121	EURO 6	0,0043	0,00026	0,91
150	COROLLA TS MY22 2.0 HSD 5D E-CVT EXECUTIVE SKYVIEW	1987	112	A	5	4.6	5.3	121	EURO 6	0,0043	0,00026	0,91
151	COROLLA TS MY22 2.0 HSD 5D E-CVT GR SPORT BITONE	1987	112	A	5	4.6	5.3	120	EURO 6	0,0043	0,00026	0,91
152	COROLLA TS MY22 2.0 HSD 5D E-CVT GR SPORT BITONE SKYVIEW	1987	112	A	5	4.6	5.3	120	EURO 6	0,0043	0,00026	0,91
153	COROLLA TS MY22 2.0 HSD 5D E-CVT LUNA	1987	112	A	4.7	4.3	4.9	112	EURO 6	0,0043	0,00026	0,91
154	COROLLA TS MY22 2.0 HSD 5D E-CVT SOL	1987	112	A	4.9	4.5	5.2	119	EURO 6	0,0043	0,00026	0,91
155	COROLLA TS MY22 2.0 HSD 5D E-CVT SOL ASSIST	1798	72	A	5.0	4.5	5.3	119	EURO 6	0,0043	0,00026	0,91
156	COROLLA TS MY22 2.0 HSD 5D E-CVT STYLE BITONE	1987	112	A	4.9	4.5	5.3	120	EURO 6	0,0043	0,00026	0,91
157	COROLLA TS MY22 2.0 HSD 5D E-CVT TREK	1987	112	A	5.0	4.6	5.3	120	EURO 6	0,004	-	-
158	COROLLA TS MY22 2.0 HSD 5D E-CVT TREK fLelektrični pogon T	1987	112	A	5	4.6	5.3	120	EURO 6	0,0043	0,00026	0,91
159	ES MC 300h SD E-CVT BUSINESS	2487	131	A	6.1	4.8	5.5	125	EURO 6	0,0044	0,00023	-
160	ES MC 300h SD E-CVT BUSINESS NAVI	2487	131	A	6.2	4.8	5.5	125	EURO 6	0,0044	0,00023	-
161	ES MC 300h SD E-CVT COMFORT	2487	131	A	5.9	4.6	5.2	119	EURO 6	0,0044	0,00023	-
162	ES MC 300h SD E-CVT COMFORT NAVI	2487	131	A	5.9	4.6	5.3	119	EURO 6	0,0044	0,00023	-
163	ES MC 300h SD E-CVT EXECUTIVE	2487	131	A	6.2	4.8	5.5	125	EURO 6	0,0044	0,00023	-
164	ES MC 300h SD E-CVT EXECUTIVE 3LED	2487	131	A	6.2	4.8	5.5	125	EURO 6	0,0044	0,00023	-
165	ES MC 300h SD E-CVT F SPORT	2487	131	A	6.2	4.9	5.6	127	EURO 6	0,0044	0,00023	-
166	ES MC 300h SD E-CVT F SPORT 3LED	2487	131	A	6.3	4.9	5.6	127	EURO 6	0,0044	0,00023	-
167	ES MC 300h SD E-CVT LUXURY	2487	131	A	6.3	4.9	5.5	125	EURO 6	0,0044	0,00023	-
168	ES MC 300h SD E-CVT LUXURY DIGITAL	2487	131	A	6.3	4.8	5.5	124	EURO 6	0,0044	0,00023	-
169	GR SUPRA 2.0 COUPE A/T8 ICON	1998	190	A	10.0	7.1	7.3	167	EURO 6	0,0135	0,00023	-
170	GR SUPRA 2.0 COUPE A/T8 ICON PREMIUM	1998	190	A	10.0	7.1	7.3	167	EURO 6	0,0135	0,00023	-
171	GR SUPRA 2.0 COUPE A/T8 SPORT	1998	190	A	10.0	7.1	7.3	167	EURO 6	0,0135	0,00023	-
172	GR SUPRA 2.0 COUPE A/T8 SPORT PREMIUM	1998	190	A	10.0	7.1	7.3	167	EURO 6	0,0135	0,00023	-
173	GR SUPRA 3.0 COUPE A/T8 SPORT	2998	250	A	11.8	7.9	8.1	185	EURO 6	0,0093	0,00007	-
174	GR SUPRA 3.0 COUPE A/T8 SPORT PREMIUM	2998	250	A	11.8	7.9	8.1	185	EURO 6	0,0093	0,00007	-
175	GR YARIS 1.6T 4WD 3D M/T6 ICON	1618	192	M	10.2	7.9	8.2	186	EURO 6	0,0191	0,00038	-
176	GR YARIS 1.6T 4WD 3D M/T6 RACE	1618	192	M	10.2	7.9	8.2	186	EURO 6	0,0191	0,00038	-
177	GR YARIS 1.6T 4WD 3D M/T6 RACE	1618	192	M	10.2	7.9	8.2	186	EURO 6	0,0191	0,00038	-
178	GR YARIS 1.6T 4WD 3D M/T6 SPORT	1618	192	M	10.2	7.9	8.2	186	EURO 6	0,0191	0,00038	-
179	HIGHLANDER 2.5 HSD AWD 5D E-CVT ELEGANT	2487	140	A	6.6	5.8	6.6	149	EURO 6	0,0067	0,00024	-
180	HIGHLANDER 2.5 HSD AWD 5D E-CVT ELEGANT PEARL	2487	140	A	6.6	5.8	6.6	149	EURO 6	0,0067	0,00024	-
181	HIGHLANDER 2.5 HSD AWD 5D E-CVT EXECUTIVE	2487	140	A	7.1	6.3	7.0	158	EURO 6	0,0067	0,00024	-
182	HIGHLANDER 2.5 HSD AWD 5D E-CVT EXECUTIVE PEARL	2487	140	A	7.1	6.3	7.0	158	EURO 6	0,0067	0,00024	-
183	HIGHLANDER 2.5 HSD AWD 5D E-CVT PREMIUM	2487	140	A	7.3	6.4	7.1	160	EURO 6	0,0067	0,00024	-
184	HIGHLANDER 2.5 HSD AWD 5D E-CVT PREMIUM PEARL	2487	140	A	7.3	6.4	7.1	160	EURO 6	0,0067	0,00024	-
185	LC 500 CONVERTIBLE A/T10 FINESSE	4969	341	A	22.6	12.3	11.7	275	EURO 6	0,017	0,00024	-
186	LC 500 CONVERTIBLE A/T10 LUXURY	4969	341	A	22.6	12.3	11.7	275	EURO 6	0,017	0,00024	-
187	LC 500 CONVERTIBLE A/T10 LUXURY 21	4969	341	A	22.6	12.3	11.7	275	EURO 6	0,017	0,00024	-
188	LC 500 COUPE A/T10 LUXURY ML	4969	351	A	21.5	12	11.6	262	EURO 6	0,0065	0,00024	0,51
189	LC 500 COUPE A/T10 LUXURY ML + 21	4969	351	A	21.5	12	11.6	262	EURO 6	0,0065	0,00024	0,51
190	LC 500 COUPE A/T10 SPORT+ ML	4969	351	A	21.5	12	11.6	262	EURO 6	0,0065	0,00024	0,51
191	LC 500h COUPE MS-E-CVT LUXURY ML	3456	220	A	10.1	8.2	8.1	184	EURO 6	0,007	0,00011	0,9
192	LC 500h COUPE MS-E-CVT LUXURY ML + 21	3456	220	A	10.1	8.2	8.1	184	EURO 6	0,007	0,00011	0,9
193	LC 500h COUPE MS-E-CVT SPORT+ ML	3456	220	A	10.1	8.2	8.1	184	EURO 6	0,007	0,00011	0,9
194	LS 500h AWD 4D E-CVT BUSINESS	3456	220	A	12.7	9.7	9.4	212	EURO 6	0,007	0,00017	-
195	LS 500h AWD 4D E-CVT EXECUTIVE	3456	220	A	12.9	9.8	9.5	214	EURO 6	0,007	0,00017	-

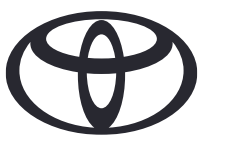


196	LS 500h AWD 4D E-CVT F SPORT	3456	220	A	12.8	9.7	9.5	214	EURO 6	0.007	0.00017	-
197	LS 500h AWD 4D E-CVT FINESSE	3456	220	A	12.7	9.6	9.3	211	EURO 6	0.007	0.00017	-
198	LS 500h AWD 4D E-CVT LUXURY	3456	220	A	12.9	9.9	9.5	215	EURO 6	0.007	0.00017	-
199	NX - NG '21 Business 2.5 HEV	2487	140	A	6.2	5.0	6.0	135	EURO 6	0.0012	0.00022	-
200	NX - NG '21 Business 2.5 HEV	2487	140	A	6.2	5.0	6.0	135	EURO 6	0.0012	0.00022	-
201	NX - NG '21 Comfort 2.5 HEV	2487	140	A	6.2	5.0	6.0	135	EURO 6	0.0012	0.00022	-
202	NX - NG '21 Comfort 2.5 HEV	2487	140	A	6.2	5.0	6.0	135	EURO 6	0.0012	0.00022	-
203	NX - NG '21 Executive 2.5 HEV	2487	140	A	6.0	4.7	5.7	129	EURO 6	0.0016	0.00008	-
204	NX - NG '21 Executive 2.5 HEV	2487	140	A	6.0	4.7	5.7	129	EURO 6	0.0016	0.00008	-
205	NX - NG '21 Executive 2.5 PHEV	2487	136	A	7.2	5.1	6.3	143	EURO 6	0.0055	0.00017	-
206	NX - NG '21 F Sport 2.5 HEV	2487	140	A	6.5	5.4	6.3	143	EURO 6	0.0012	0.00022	-
207	NX - NG '21 F Sport 2.5 HEV	2487	140	A	6.5	5.4	6.3	143	EURO 6	0.0012	0.00022	-
208	NX - NG '21 F Sport 2.5 PHEV	2487	136	A	7.6	5.5	6.7	152	EURO 6	0.0055	0.00017	-
209	NX - NG '21 F Sport 2.5 PHEV	2487	136	A	7.6	5.5	6.7	152	EURO 6	0.0055	0.00017	-
210	NX - NG '21 Luxury 2.5 HEV	2487	140	A	6.5	5.4	6.3	144	EURO 6	0.0012	0.00022	-
211	NX - NG '21 Luxury 2.5 HEV	2487	140	A	6.5	5.4	6.3	144	EURO 6	0.0012	0.00022	-
212	NX - NG '21 Luxury 2.5 PHEV	2487	136	A	7.6	5.5	6.7	153	EURO 6	0.0055	0.00017	-
213	NX - NG '21 Luxury 2.5 PHEV	2487	136	A	7.6	5.5	6.7	153	EURO 6	0.0055	0.00017	-
214	NX 350h 5D E-CVT BUSINESS	2487	178	A	6.2	5.0	6.0	135	EURO 6	0.0016	0.00008	-
215	NX 350h 5D E-CVT COMFORT	2487	178	A	6.5	5.4	6.3	143	EURO 6	0.0016	0.00008	-
216	NX 350h 5D E-CVT EXECUTIVE	2487	178	A	5.9	4.7	5.7	129	EURO 6	0.0016	0.00008	-
217	NX 350h AWD 5D E-CVT COMFORT	2487	178	A	6.0	4.7	5.7	129	EURO 6	0.0016	0.00008	-
218	NX 350h AWD 5D E-CVT F SPORT	2487	178	A	6.5	5.4	6.3	144	EURO 6	0.0012	0.00022	-
219	NX 350h AWD 5D E-CVT F SPORT DIGITAL	2487	178	A	6.5	5.4	6.3	144	EURO 6	0.0012	0.00022	-
220	NX 350h AWD 5D E-CVT LUXURY	2487	178	A	7.6	5.5	6.7	152	EURO 6	0.0012	0.00022	-
221	NX 350h AWD 5D E-CVT LUXURY DIGITAL	2487	178	A	7.6	5.5	6.7	153	EURO 6	0.0012	0.00022	-
222	PRIUS MC 1.8 HSD 5D E-CVT EXECUTIVE RR	1798	53	A	4.1	4.1	4.6	105	EURO 6	0.0026	-	-
223	PRIUS MC 1.8 HSD 5D E-CVT EXECUTIVE SUN ROOF TSS	1798	53	A	3.7	3.6	4.2	94	EURO 6	0.0026	-	-
224	PRIUS MC 1.8 HSD 5D E-CVT EXECUTIVE SUN ROOF TSS RR	1798	53	A	3.7	3.7	4.2	95	EURO 6	0.0026	-	-
225	PRIUS MC 1.8 HSD 5D E-CVT EXECUTIVE TSS	1798	53	A	4.1	4.1	4.6	104	EURO 6	0.0026	-	-
226	PRIUS MC 1.8 HSD 5D E-CVT EXECUTIVE TSS RR	1798	53	A	4.1	4.1	4.6	105	EURO 6	0.0026	-	-
227	PRIUS MC 1.8 HSD 5D E-CVT LUNA RR	1798	53	A	3.6	3.6	4.2	94	EURO 6	0.0026	-	-
228	PRIUS MC 1.8 HSD 5D E-CVT LUNA TSS	1798	53	A	3.6	3.6	4.1	94	EURO 6	0.0026	-	-
229	PRIUS MC 1.8 HSD 5D E-CVT LUNA TSS RR	1798	53	A	3.6	3.6	4.2	94	EURO 6	0.0026	-	-
230	PRIUS MC 1.8 HSD 5D E-CVT SOL NAVI JBL TSS	1798	53	A	4.1	4.0	4.6	104	EURO 6	0.0026	-	-
231	PRIUS MC 1.8 HSD 5D E-CVT SOL RR	1798	53	A	4.1	4.0	4.6	105	EURO 6	0.0026	-	-
232	PRIUS MC 1.8 HSD 5D E-CVT SOL SUN ROOF TSS	1798	53	A	3.7	3.6	4.2	94	EURO 6	0.0026	-	-
233	PRIUS MC 1.8 HSD 5D E-CVT SOL SUN ROOF TSS RR	1798	53	A	3.7	3.6	4.2	95	EURO 6	0.0026	-	-
234	PRIUS MC 1.8 HSD 5D E-CVT SOL TSS	1798	53	A	4.1	4.0	4.6	104	EURO 6	0.0026	-	-
235	PRIUS MC 1.8 HSD 5D E-CVT SOL TSS RR	1798	53	A	4.1	4.0	4.6	105	EURO 6	0.0026	-	-
236	PRIUS PLUG-IN MC 1.8 HSD 5D E-CVT EXECUTIVE	1798	72	A	4.1	3.8	4.5	103	EURO 6	0.0035	-	-
237	PRIUS PLUG-IN MC 1.8 HSD 5D E-CVT SOL	1798	72	A	4.1	3.8	4.5	103	EURO 6	0.0035	-	-
238	PRIUS PLUG-IN MC 1.8 HSD 5D E-CVT SOL ICS	1798	72	A	4.1	3.8	4.5	103	EURO 6	0.0035	-	-
239	PRIUS PLUG-IN MC 1.8 HSD 5D E-CVT SOLAR	1798	72	A	4.2	3.8	4.6	103	EURO 6	0.0035	-	-
240	PROACE CITY CREW CAB RC21 1.2P 110HP LONG M/T6 DSD GD P2 5S BASE	1199	81	M	8.0	6.8	7.1	161	EURO 6	0.0611	0.00183	-
241	PROACE CITY CREW CAB RC21 1.2P 110HP LONG M/T6 DSD GD P2 5S BASE	1199	81	M	8.0	6.8	7.1	161	EURO 6	0.0611	0.00183	-
242	PROACE CITY CREW CAB RC21 1.2P 110HP LONG M/T6 DSD GD P2 5S COMFORT	1199	81	M	8.0	6.7	7.1	161	EURO 6	0.0319	0.00132	-
243	PROACE CITY CREW CAB RC21 1.2P 110HP LONG M/T6 DSD GD P2 5S COMFORT	1199	81	M	8.0	6.7	7.1	161	EURO 6	0.0319	0.00132	-
244	PROACE CITY VAN RC21 1.2P 110HP COMPACT M/T6 NSD PD P2 2S BASE	1199	81	M	7.8	6.5	6.9	156	EURO 6	0.0319	0.00132	-
245	PROACE CITY VAN RC21 1.2P 110HP COMPACT M/T6 NSD PD P2 2S BASE	1199	81	M	7.8	6.5	6.9	156	EURO 6	0.0319	0.00132	-
246	PROACE CITY VAN RC21 1.2P 110HP COMPACT M/T6 SSD PD P1 2S COMFORT	1199	81	M	7.6	6.3	6.7	153	EURO 6	0.0319	0.00132	-
247	PROACE CITY VAN RC21 1.2P 110HP COMPACT M/T6 SSD PD P1 2S COMFORT	1199	81	M	7.6	6.3	6.7	153	EURO 6	0.0319	0.00132	-
248	PROACE CITY VAN RC21 1.2P 110HP COMPACT M/T6 SSD PD P2 2S COMFORT	1199	81	M	7.8	6.6	6.9	157	EURO 6	0.0319	0.00132	-
249	PROACE CITY VAN RC21 1.2P 110HP COMPACT M/T6 SSD PD P2 2S COMFORT	1199	81	M	7.8	6.6	6.9	157	EURO 6	0.0319	0.00132	-
250	PROACE CITY VAN RC21 1.2P 110HP LONG M/T6 SSD PD P2 2S BASE	1199	81	M	7.8	6.6	7.0	158	EURO 6	0.0319	0.00132	-
251	PROACE CITY VAN RC21 1.2P 110HP LONG M/T6 SSD PD P2 2S BASE	1199	81	M	7.8	6.6	7.0	158	EURO 6	0.0319	0.00132	-
252	PROACE CITY VAN RC21 1.2P 110HP LONG M/T6 SSD PD P2 2S COMFORT	1199	81	M	7.9	6.6	7.0	158	EURO 6	0.0319	0.00132	-
253	PROACE CITY VAN RC21 1.2P 110HP LONG M/T6 SSD PD P2 2S COMFORT	1199	81	M	7.9	6.6	7.0	158	EURO 6	0.0319	0.00132	-
254	PROACE CITY VERSO RC21 1.2P 110HP COMPACT M/T6 DSD TD P1 5S FAMILY	1199	81	M	7.4	6.2	6.5	147	EURO 6	0.0518	0.00142	-
255	PROACE CITY VERSO RC21 1.2P 110HP COMPACT M/T6 DSD TD P1 5S FAMILY + 21	1199	81	M	7.4	6.2	6.5	148	EURO 6	0.0518	0.00142	-
256	PROACE CITY VERSO RC21 1.2P 110HP COMPACT M/T6 DSD TD P1 5S FAMILY + 3, 21	1199	81	M	7.4	6.3	6.6	149	EURO 6	0.0518	0.00142	-
257	PROACE CITY VERSO RC21 1.2P 110HP COMPACT M/T6 DSD TD P1 5S FAMILY + 7, 18, 21, 38	1199	81	M	7.4	6.2	6.5	148	EURO 6	0.0518	0.00142	-
258	PROACE CITY VERSO RC21 1.2P 110HP COMPACT M/T6 DSD TD P1 5S FAMILY N1	1199	81	M	8.0	6.7	7.1	160	EURO 6	0.0319	0.00132	-
259	PROACE CITY VERSO RC21 1.2P 110HP COMPACT M/T6 DSD TD P1 5S SHUTTLE	1199	81	M	7.3	6.1	6.4	145	EURO 6	0.0518	0.00142	-
260	PROACE CITY VERSO RC21 1.2P 110HP COMPACT M/T6 DSD TD P1 5S SHUTTLE + 1	1199	81	M	7.3	6.1	6.4	145	EURO 6	0.0518	0.00142	-
261	PROACE CITY VERSO RC21 1.2P 110HP COMPACT M/T6 DSD TD P1 5S SHUTTLE + 1, 19, 32	1199	81	M	7.4	6.2	6.5	147	EURO 6	0.0518	0.00142	-
262	PROACE CITY VERSO RC21 1.2P 110HP COMPACT M/T6 DSD TD P1 5S SHUTTLE + 2	1199	81	M	7.3	6.1	6.4	145	EURO 6	0.0518	0.00142	-
263	PROACE CITY VERSO RC21 1.2P 110HP COMPACT M/T6 DSD TD P1 5S SHUTTLE + 2, 5, 21	1199	81	M	7.4	6.2	6.5	147	EURO 6	0.0518	0.00142	-
264	PROACE CITY VERSO RC21 1.2P 110HP COMPACT M/T6 DSD TD P1 5S VENTURE	1199	81	M	7.4	6.3	6.6	149	EURO 6	0.0518	0.00142	-
265	PROACE CITY VERSO RC21 1.2P 110HP COMPACT M/T6 DSD TD P1 5S VENTURE + 3, 37	1199	81	M	7.5	6.3	6.6	150	EURO 6	0.0518	0.00142	-
266	PROACE CITY VERSO RC21 1.2P 110HP COMPACT M/T6 DSD TD P1 5S VIP	1199	81	M	7.5	6.3	6.6	150	EURO 6	0.0518	0.00142	-
267	PROACE CITY VERSO RC21 1.2P 110HP COMPACT M/T6 DSD TD P1 7S SHUTTLE	1199	81	M	7.4	6.3	6.5	148	EURO 6	0.0518	0.00142	-

Benzin



268	PROACE CITY VERSO RC21 1.2P 110HP COMPACT M/T8 SSD GD P1 5S COMBI N1 + 21, -29	1199	81	M	7.9	6.6	7.0	158	EURO 6	0.0319	0.00132	-
269	PROACE CITY VERSO RC21 1.2P 110HP COMPACT M/T8 SSD TD P1 5S COMBI	1199	81	M	7.3	6.0	6.3	144	EURO 6	0.0518	0.00142	-
270	PROACE CITY VERSO RC21 1.2P 110HP COMPACT M/T8 SSD TD P1 5S COMBI + 1, 5	1199	81	M	7.3	6.1	6.4	145	EURO 6	0.0518	0.00142	-
271	PROACE CITY VERSO RC21 1.2P 110HP COMPACT M/T8 SSD TD P1 5S COMBI N1 + 21	1199	81	M	7.9	6.6	7.0	158	EURO 6	0.0319	0.00132	-
272	PROACE CITY VERSO RC21 1.2P 110HP LONG M/T8 DSD TD P1 5S COMBI + 23	1199	81	M	7.4	6.1	6.4	146	EURO 6	0.0518	0.00142	-
273	PROACE CITY VERSO RC21 1.2P 110HP LONG M/T8 DSD TD P1 5S FAMILY	1199	81	M	7.4	6.3	6.6	149	EURO 6	0.0518	0.00142	-
274	PROACE CITY VERSO RC21 1.2P 110HP LONG M/T8 DSD TD P1 5S FAMILY N1	1199	81	M	8.0	6.8	7.2	162	EURO 6	0.0319	0.00132	-
275	PROACE CITY VERSO RC21 1.2P 110HP LONG M/T8 DSD TD P1 5S SHUTTLE N1 + 8	1199	81	M	8.0	6.7	7.1	160	EURO 6	0.0319	0.00132	-
276	PROACE CITY VERSO RC21 1.2P 110HP LONG M/T8 DSD TD P1 5S VENTURE	1199	81	M	7.5	6.3	6.6	150	EURO 6	0.0518	0.00142	-
277	PROACE CITY VERSO RC21 1.2P 110HP LONG M/T8 DSD TD P1 7S SHUTTLE	1199	81	M	7.5	6.3	6.6	150	EURO 6	0.0518	0.00142	-
278	PROACE CITY VERSO RC21 1.2P 130HP COMPACT A/T8 DSD TD P1 5S FAMILY	1199	96	A	8.2	6.6	6.8	154	EURO 6	0.0352	0.00089	-
279	PROACE CITY VERSO RC21 1.2P 130HP COMPACT A/T8 DSD TD P1 5S FAMILY + 3, 5, 21, 37, 39	1199	96	A	8.2	6.7	6.9	156	EURO 6	0.0352	0.00089	-
280	PROACE CITY VERSO RC21 1.2P 130HP COMPACT A/T8 DSD TD P1 5S FAMILY N1 + 21	1199	96	A	8.8	7.0	7.3	165	EURO 6	0.0244	0.00077	-
281	PROACE CITY VERSO RC21 1.2P 130HP COMPACT A/T8 DSD TD P1 5S VENTURE	1199	96	A	8.2	6.7	6.9	156	EURO 6	0.0352	0.00089	-
282	PROACE CITY VERSO RC21 1.2P 130HP COMPACT A/T8 DSD TD P1 5S VIP	1199	96	A	8.3	6.8	6.9	156	EURO 6	0.0352	0.00089	-
283	PROACE CITY VERSO RC21 1.2P 130HP COMPACT A/T8 DSD TD P1 5S VIP N1	1199	96	A	8.9	7.0	7.3	164	EURO 6	0.0244	0.00077	-
284	PROACE CITY VERSO RC21 1.2P 130HP LONG A/T8 DSD TD P1 5S FAMILY	1199	96	A	8.2	6.7	6.9	155	EURO 6	0.0352	0.00089	-
285	PROACE CITY VERSO RC21 1.2P 130HP LONG A/T8 DSD TD P1 5S FAMILY + 5, 7, 31, 35, 36	1199	96	A	8.2	6.7	6.9	155	EURO 6	0.0352	0.00089	-
286	PROACE CITY VERSO RC21 1.2P 130HP LONG A/T8 DSD TD P1 5S FAMILY + 6, 18, 19, 36, 37	1199	96	A	8.3	6.8	7.0	157	EURO 6	0.0352	0.00089	-
287	PROACE CITY VERSO RC21 1.2P 130HP LONG A/T8 DSD TD P1 5S FAMILY + 7	1199	96	A	8.2	6.7	6.9	155	EURO 6	0.0352	0.00089	-
288	PROACE CITY VERSO RC21 1.2P 130HP LONG A/T8 DSD TD P1 5S FAMILY N1	1199	96	A	8.9	7.1	7.4	166	EURO 6	0.0244	0.00077	-
289	PROACE CITY VERSO RC21 1.2P 130HP LONG A/T8 DSD TD P1 5S FAMILY N1 + 35, 37	1199	96	A	8.9	7.1	7.4	166	EURO 6	0.0244	0.00077	-
290	PROACE CITY VERSO RC21 1.2P 130HP LONG A/T8 DSD TD P1 5S VENTURE	1199	96	A	8.3	6.8	7.0	157	EURO 6	0.0352	0.00089	-
291	PROACE CITY VERSO RC21 1.2P 130HP LONG A/T8 DSD TD P1 5S VENTURE + 12, 37	1199	96	A	8.3	6.8	7.0	157	EURO 6	0.0352	0.00089	-
292	PROACE CITY VERSO RC21 1.2P 130HP LONG A/T8 DSD TD P1 5S VENTURE N1 + 34, 37	1199	96	A	8.9	7.1	7.4	168	EURO 6	0.0244	0.00077	-
293	PROACE CITY VERSO RC21 1.2P 130HP LONG A/T8 DSD TD P1 5S VENTURE N1 + 37	1199	96	A	8.9	7.1	7.4	168	EURO 6	0.0244	0.00077	-
294	PROACE CITY VERSO RC21 1.2P 130HP LONG A/T8 DSD TD P1 7S FAMILY + 35, 37	1199	96	A	8.3	6.8	7.0	158	EURO 6	0.0352	0.00089	-
295	PROACE CITY VERSO RC21 1.2P 130HP LONG A/T8 DSD TD P1 7S VENTURE + 9, 12	1199	96	A	8.4	6.9	7.1	160	EURO 6	0.0352	0.00089	-
296	RAV4 MC22 2.0 VVT-IE 4X2 5D M/T8 COMFORT	1987	129	M	8.7	6.8	7.0	158	EURO 6	0.0124	0.00031	-
297	RAV4 MC22 2.0 VVT-IE 4X2 5D M/T8 ELEGANT	1987	129	M	8.7	6.9	7.1	160	EURO 6	0.0124	0.00031	-
298	RAV4 MC22 2.0 VVT-IE 4X2 5D M/T8 ELEGANT SKYVIEW	1987	129	M	8.8	6.9	7.1	161	EURO 6	0.0124	0.00031	-
299	RAV4 MC22 2.0 VVT-IE 4X2 5D M/T8 LIMITED	1987	129	M	8.7	6.8	7.0	158	EURO 6	0.0124	0.00031	-
300	RAV4 MC22 2.0 VVT-IE AWD 5D CVT ELEGANT	1987	129	A	9.2	7.2	7.2	163	EURO 6	0.0087	0.00025	-
301	RAV4 MC22 2.0 VVT-IE AWD 5D CVT ELEGANT SKYVIEW	1987	129	A	9.2	7.3	7.2	164	EURO 6	0.0087	0.00025	-
302	RAV4 MC22 2.0 VVT-IE AWD 5D CVT ELEGANT TECH	1987	129	A	9.2	7.2	7.2	163	EURO 6	0.0087	0.00025	-
303	RAV4 MC22 2.0 VVT-IE AWD 5D CVT ELEGANT TECH SKYVIEW	1987	129	A	9.2	7.3	7.2	164	EURO 6	0.0087	0.00025	-
304	RAV4 MC22 2.0 VVT-IE AWD 5D CVT LIMITED	1987	129	A	9.0	7.0	7.0	159	EURO 6	0.0087	0.00025	-
305	RAV4 MC22 2.0 VVT-IE AWD 5D CVT PREMIUM	1987	129	A	9.2	7.3	7.3	165	EURO 6	0.0087	0.00025	-
306	RAV4 MC22 2.0 VVT-IE AWD 5D CVT PREMIUM SKYVIEW	1987	129	A	9.3	7.3	7.3	166	EURO 6	0.0087	0.00025	-
307	RAV4 MC22 2.0 VVT-IE AWD 5D M/T8 ELEGANT	1987	129	M	9.3	7.4	7.5	170	EURO 6	0.0104	0.00036	-
308	RAV4 MC22 2.0 VVT-IE AWD 5D M/T8 ELEGANT SKYVIEW	1987	129	M	9.3	7.4	7.6	171	EURO 6	0.0104	0.00036	-
309	RAV4 MC22 2.0 VVT-IE AWD 5D M/T8 LIMITED	1987	129	M	9.1	7.2	7.3	165	EURO 6	0.0104	0.00036	-
310	RAV4 MC22 2.5 HSD 4x2 5D E-CVT COMFORT	2487	131	A	5.0	4.9	5.6	128	EURO 6	0.0037	0.00014	-
311	RAV4 MC22 2.5 HSD 4x2 5D E-CVT ELEGANT	2487	131	A	5.0	4.9	5.7	129	EURO 6	0.0037	0.00014	-
312	RAV4 MC22 2.5 HSD 4x2 5D E-CVT ELEGANT SKYVIEW	2487	131	A	5.0	4.9	5.7	129	EURO 6	0.0037	0.00014	-
313	RAV4 MC22 2.5 HSD 4x2 5D E-CVT ELEGANT TECH	2487	131	A	5.0	4.9	5.7	129	EURO 6	0.0037	0.00014	-
314	RAV4 MC22 2.5 HSD 4x2 5D E-CVT ELEGANT TECH SKYVIEW	2487	131	A	5.0	4.9	5.7	129	EURO 6	0.0037	0.00014	-
315	RAV4 MC22 2.5 HSD 4x2 5D E-CVT ELEGANT TECH SKYVIEW WINTER PACK	2487	131	A	5.0	4.9	5.7	129	EURO 6	0.0037	0.00014	-
316	RAV4 MC22 2.5 HSD 4x2 5D E-CVT ELEGANT TECH WINTER PACK	2487	131	A	5.0	4.9	5.7	129	EURO 6	0.0037	0.00014	-
317	RAV4 MC22 2.5 HSD 4x2 5D E-CVT ELEGANT WINTER PACK	2487	131	A	5.0	4.9	5.7	129	EURO 6	0.0037	0.00014	-
318	RAV4 MC22 2.5 HSD 4x2 5D E-CVT LIMITED	2487	131	A	4.9	4.9	5.6	126	EURO 6	0.0037	0.00014	-
319	RAV4 MC22 2.5 HSD 4x2 5D E-CVT PREMIUM	2487	131	A	5.1	4.9	5.8	130	EURO 6	0.0037	0.00014	-
320	RAV4 MC22 2.5 HSD 4x2 5D E-CVT PREMIUM SKYVIEW	2487	131	A	5.1	4.9	5.8	130	EURO 6	0.0037	0.00014	-
321	RAV4 MC22 2.5 HSD 4x2 5D E-CVT STYLE	2487	131	A	5.0	4.9	5.7	129	EURO 6	0.0022	0.00004	-
322	RAV4 MC22 2.5 HSD 4x2 5D E-CVT STYLE SKYVIEW	2487	131	A	5.0	4.9	5.7	129	EURO 6	0.0029	0.00013	-
323	RAV4 MC22 2.5 HSD 4x2 5D E-CVT STYLE TECH	2487	131	A	5.0	4.9	5.7	129	EURO 6	0.0022	0.00004	-
324	RAV4 MC22 2.5 HSD 4x2 5D E-CVT STYLE TECH JBL	2487	131	A	5.0	4.9	5.7	129	EURO 6	0.0029	0.00013	-
325	RAV4 MC22 2.5 HSD 4x2 5D E-CVT STYLE TECH SKYVIEW	2487	131	A	5.0	4.9	5.7	129	EURO 6	0.0022	0.00004	-
326	RAV4 MC22 2.5 HSD 4x2 5D E-CVT STYLE TECH SKYVIEW JBL	2487	131	A	5.0	4.9	5.7	129	EURO 6	0.0029	0.00013	-
327	RAV4 MC22 2.5 HSD AWD 5D E-CVT ADVENTURE	2487	131	A	5.5	4.9	5.9	132	EURO 6	0.0017	0.00011	-
328	RAV4 MC22 2.5 HSD AWD 5D E-CVT ADVENTURE BITONE	2487	131	A	5.5	4.9	5.9	132	EURO 6	0.0017	0.00011	-
329	RAV4 MC22 2.5 HSD AWD 5D E-CVT COMFORT	2487	131	A	5.5	4.7	5.7	128	EURO 6	0.0022	0.00004	-
330	RAV4 MC22 2.5 HSD AWD 5D E-CVT ELEGANT	2487	131	A	5.5	4.8	5.8	131	EURO 6	0.0029	0.00013	-
331	RAV4 MC22 2.5 HSD AWD 5D E-CVT ELEGANT SKYVIEW	2487	131	A	5.5	4.8	5.8	131	EURO 6	0.0022	0.00004	-
332	RAV4 MC22 2.5 HSD AWD 5D E-CVT ELEGANT TECH	2487	131	A	5.5	4.8	5.8	131	EURO 6	0.0029	0.00013	-
333	RAV4 MC22 2.5 HSD AWD 5D E-CVT ELEGANT TECH SKYVIEW	2487	131	A	5.5	4.8	5.8	131	EURO 6	0.0022	0.00004	-
334	RAV4 MC22 2.5 HSD AWD 5D E-CVT ELEGANT TECH SKYVIEW WINTER PACK	2487	131	A	5.5	4.8	5.8	131	EURO 6	0.0029	0.00013	-
335	RAV4 MC22 2.5 HSD AWD 5D E-CVT ELEGANT TECH WINTER PACK	2487	131	A	5.5	4.8	5.8	131	EURO 6	0.0029	0.00013	-
336	RAV4 MC22 2.5 HSD AWD 5D E-CVT LIMITED	2487	131	A	5.5	4.7	5.7	128	EURO 6	0.0022	0.00004	-
337	RAV4 MC22 2.5 HSD AWD 5D E-CVT PREMIUM	2487	131	A	5.5	4.9	5.8	132	EURO 6	0.0029	0.00013	-
338	RAV4 MC22 2.5 HSD AWD 5D E-CVT PREMIUM SKYVIEW	2487	131	A	5.5	4.9	5.8	132	EURO 6	0.0022	0.00004	-
339	RAV4 MC22 2.5 HSD AWD 5D E-CVT STYLE	2487	131	A	5.5	4.8	5.8	131	EURO 6	0.0017	0.00011	-



340	RAV4 MC22 2.5 HSD AWD 5D E-CVT STYLE SKYVIEW	2487	131	A	5.5	4.8	5.8	131	EURO 6	0.0017	0.00011	-
341	RAV4 MC22 2.5 HSD AWD 5D E-CVT STYLE TECH	2487	131	A	5.5	4.8	5.8	131	EURO 6	0.0017	0.00011	-
342	RAV4 MC22 2.5 HSD AWD 5D E-CVT STYLE TECH JBL	2487	131	A	5.5	4.8	5.8	131	EURO 6	0.0029	0.00013	-
343	RAV4 MC22 2.5 HSD AWD 5D E-CVT STYLE TECH SKYVIEW	2487	131	A	5.5	4.8	5.8	131	EURO 6	0.0017	0.00011	-
344	RAV4 MC22 2.5 HSD AWD 5D E-CVT STYLE TECH SKYVIEW JBL	2487	131	A	5.5	4.8	5.8	131	EURO 6	0.0017	0.00011	-
345	RAV4 PLUG-IN 2.5 HSD AWD 5D E-CVT ELEGANT	2487	136	A	7.7	5.3	6.6	149	EURO 6	0.0042	0.0001	-
346	RAV4 PLUG-IN 2.5 HSD AWD 5D E-CVT EXECUTIVE	2487	136	A	7.7	5.3	6.6	149	EURO 6	0.0042	0.0001	-
347	RAV4 PLUG-IN 2.5 HSD AWD 5D E-CVT STYLE	2487	136	A	7.7	5.3	6.6	149	EURO 6	0.0042	0.0001	-
348	RAV4 PLUG-IN 2.5 HSD AWD 5D E-CVT STYLE SKYVIEW	2487	136	A	7.7	5.3	6.6	149	EURO 6	0.0042	0.0001	-
349	RX 450h AWD MC 5D E-CVT BUSINESS	3456	193	A	8.2	6.7	7.9	178	EURO 6	0.0073	0.00033	-
350	RX 450h AWD MC 5D E-CVT BUSINESS 12EMVN	3456	193	A	8.3	6.7	7.9	178	EURO 6	0.0073	0.00033	-
351	RX 450h AWD MC 5D E-CVT EXECUTIVE	3456	193	A	8.2	6.7	7.9	178	EURO 6	0.0073	0.00033	-
352	RX 450h AWD MC 5D E-CVT EXECUTIVE 12EMVN	3456	193	A	8.3	6.7	7.9	178	EURO 6	0.0073	0.00033	-
353	RX 450h AWD MC 5D E-CVT EXECUTIVE 12EMVN SPECIAL EDITION	3456	193	A	8.3	6.7	7.8	178	EURO 6	0.0073	0.00033	-
354	RX 450h AWD MC 5D E-CVT EXECUTIVE PANORAMIC	3456	193	A	8.3	6.7	7.9	179	EURO 6	0.0073	0.00033	-
355	RX 450h AWD MC 5D E-CVT EXECUTIVE PANORAMIC 12EMVN	3456	193	A	8.3	6.8	7.9	179	EURO 6	0.0073	0.00033	-
356	RX 450h AWD MC 5D E-CVT F SPORT	3456	193	A	8.3	6.7	7.9	179	EURO 6	0.0073	0.00033	-
357	RX 450h AWD MC 5D E-CVT F SPORT PANORAMIC	3456	193	A	8.4	6.8	7.9	180	EURO 6	0.0073	0.00033	-
358	RX 450h AWD MC 5D E-CVT F SPORT PREMIUM	3456	193	A	8.3	6.7	7.9	179	EURO 6	0.0073	0.00033	-
359	RX 450h AWD MC 5D E-CVT F SPORT PREMIUM PANORAMIC	3456	193	A	8.4	6.8	7.9	180	EURO 6	0.0073	0.00033	-
360	RX 450h AWD MC 5D E-CVT FINESSE	3456	193	A	8.0	6.5	7.6	173	EURO 6	0.0073	0.00033	-
361	RX 450h AWD MC 5D E-CVT LUXURY	3456	193	A	8.3	6.7	7.9	178	EURO 6	0.0073	0.00033	-
362	RX 450h AWD MC 5D E-CVT LUXURY HEATED WOOD SW	3456	193	A	8.3	6.7	7.9	178	EURO 6	0.0073	0.00033	-
363	RX 450h AWD MC 5D E-CVT LUXURY PANORAMIC	3456	193	A	8.4	6.8	7.9	179	EURO 6	0.0073	0.00033	-
364	RX 450h AWD MC 5D E-CVT LUXURY PANORAMIC HEATED WOOD SW	3456	193	A	8.4	6.8	7.9	179	EURO 6	0.0073	0.00033	-
365	UX 250h 5D E-CVT BUSINESS	1987	112	A	5.1	4.6	5.5	125	EURO 6	0.0049	0.00016	-
366	UX 250h 5D E-CVT BUSINESS HUD	1987	112	A	5.1	4.6	5.5	125	EURO 6	0.0049	0.00016	-
367	UX 250h 5D E-CVT COMFORT	1987	112	A	5.0	4.4	5.3	120	EURO 6	0.0049	0.00016	-
368	UX 250h 5D E-CVT F SPORT	1987	112	A	5.2	4.7	5.6	126	EURO 6	0.008	0.00015	-
369	UX 250h 5D E-CVT F SPORT HUD	1987	112	A	5.2	4.7	5.6	126	EURO 6	0.0049	0.00016	-
370	UX 250h 5D E-CVT F SPORT PREMIUM	1987	112	A	5.2	4.7	5.6	127	EURO 6	0.0049	0.00016	-
371	UX 250h 5D E-CVT F SPORT PREMIUM AVS	1987	112	A	5.2	4.7	5.6	127	EURO 6	0.0049	0.00016	-
372	UX 250h 5D E-CVT FINESSE	1987	112	A	5.0	4.4	5.3	120	EURO 6	0.0049	0.00016	-
373	UX 250h 5D E-CVT LUXURY	1987	112	A	5.2	4.7	5.5	126	EURO 6	0.0049	0.00016	-
374	UX 250h 5D E-CVT LUXURY ML SR	1987	112	A	5.2	4.7	5.6	126	EURO 6	0.008	0.00015	-
375	UX 250h 5D E-CVT SPECIAL EDITION	1987	112	A	5.1	4.6	5.5	125	EURO 6	0.0049	0.00016	-
376	UX 250h 5D E-CVT STYLE	1987	112	A	5.1	4.6	5.5	125	EURO 6	0.0049	0.00016	-
377	UX 250h 5D E-CVT STYLE HUD	1987	112	A	5.1	4.6	5.5	125	EURO 6	0.0049	0.00016	-
378	UX 250h AWD 5D E-CVT BUSINESS	1987	112	A	5.7	5.1	5.9	135	EURO 6	0.0049	0.00018	-
379	UX 250h AWD 5D E-CVT BUSINESS HUD	1987	112	A	5.7	5.1	5.9	135	EURO 6	0.0049	0.00018	-
380	UX 250h AWD 5D E-CVT COMFORT	1987	112	A	5.6	5.0	5.8	131	EURO 6	0.0049	0.00018	-
381	UX 250h AWD 5D E-CVT F SPORT	1987	112	A	5.7	5.1	6.0	135	EURO 6	0.0049	0.00018	-
382	UX 250h AWD 5D E-CVT F SPORT HUD	1987	112	A	5.7	5.2	6.0	135	EURO 6	0.0049	0.00018	-
383	UX 250h AWD 5D E-CVT F SPORT PREMIUM	1987	112	A	5.8	5.2	6.0	136	EURO 6	0.0049	0.00018	-
384	UX 250h AWD 5D E-CVT F SPORT PREMIUM AVS	1987	112	A	5.8	5.2	6.0	136	EURO 6	0.0049	0.00018	-
385	UX 250h AWD 5D E-CVT LUXURY	1987	112	A	5.8	5.2	6.0	135	EURO 6	0.0049	0.00018	-
386	UX 250h AWD 5D E-CVT LUXURY ML SR	1987	112	A	5.8	5.2	6.0	136	EURO 6	0.008	0.00015	-
387	UX 250h AWD 5D E-CVT SPECIAL EDITION	1987	112	A	5.7	5.1	5.9	134	EURO 6	0.0049	0.00018	-
388	UX 250h AWD 5D E-CVT STYLE	1987	112	A	5.7	5.1	5.9	134	EURO 6	0.0049	0.00018	-
389	UX 250h AWD 5D E-CVT STYLE HUD	1987	112	A	5.7	5.1	5.9	134	EURO 6	0.0049	0.00018	-
390	UX 250h AWD 5D E-CVT STYLE WASHI	1987	112	A	5.7	5.1	5.9	134	EURO 6	0.0049	0.00018	-
391	YARIS 1.5 HSD HB 5D E-CVT STYLE PANORAMIC TECH	1490	68	A	3.5	3.5	4.3	98	EURO 6	0.0095	-	-
392	YARIS 1.5 VVT-IE HB 5D M/T8 STYLE PANORAMIC TECH	1490	92	M	7.3	5.3	5.5	128	EURO 6	0.008	0.00033	-
393	YARIS CROSS 1.5 HSD 5D E-CVT ADVENTURE	1490	68	A	3.6	3.7	5.0	112	EURO 6	0.007	-	-
394	YARIS CROSS 1.5 HSD 5D E-CVT ELEGANT	1490	68	A	3.6	3.7	5.0	112	EURO 6	0.007	-	-
395	YARIS CROSS 1.5 HSD 5D E-CVT ELEGANT TECH	1490	68	A	3.7	3.8	5.0	113	EURO 6	0.007	-	-
396	YARIS CROSS 1.5 HSD 5D E-CVT LUNA	1490	68	A	3.2	3.3	4.4	101	EURO 6	0.007	-	-
397	YARIS CROSS 1.5 HSD 5D E-CVT PREMIERE	1490	68	A	3.7	3.8	5.0	112	EURO 6	0.007	-	-
398	YARIS CROSS 1.5 HSD 5D E-CVT SOL	1490	68	A	3.1	3.3	4.4	101	EURO 6	0.007	-	-
399	YARIS CROSS 1.5 HSD 5D E-CVT SOL TSC	1490	68	A	3.1	3.3	4.4	101	EURO 6	0.007	-	-
400	YARIS CROSS 1.5 HSD 5D E-CVT SPORT	1490	68	A	3.2	3.4	4.5	102	EURO 6	0.007	-	-
401	YARIS CROSS 1.5 HSD 5D E-CVT SPORT BITONE	1490	68	A	3.2	3.4	4.5	102	EURO 6	0.007	-	-
402	YARIS CROSS 1.5 HSD 5D E-CVT SPORT BITONE CONVENIENCE	1490	68	A	3.2	3.4	4.5	102	EURO 6	0.007	-	-
403	YARIS CROSS 1.5 HSD 5D E-CVT SPORT BITONE TSC	1490	68	A	3.2	3.4	4.5	102	EURO 6	0.007	-	-
404	YARIS CROSS 1.5 HSD 5D E-CVT SPORT CONVENIENCE	1490	68	A	3.2	3.4	4.5	102	EURO 6	0.007	-	-
405	YARIS CROSS 1.5 HSD 5D E-CVT SPORT TSC	1490	68	A	3.2	3.4	4.5	102	EURO 6	0.007	-	-
406	YARIS CROSS 1.5 HSD AWD 5D E-CVT ADVENTURE	1490	68	A	4.1	3.9	5.1	115	EURO 6	0.0033	-	-
407	YARIS CROSS 1.5 HSD AWD 5D E-CVT ELEGANT	1490	68	A	4.1	3.9	5.1	115	EURO 6	0.0033	-	-
408	YARIS CROSS 1.5 HSD AWD 5D E-CVT ELEGANT TECH	1490	68	A	4.1	3.9	5.1	115	EURO 6	0.0033	-	-
409	YARIS CROSS 1.5 HSD AWD 5D E-CVT PREMIERE	1490	68	A	4.1	3.9	5.1	115	EURO 6	0.0033	-	-
410	YARIS CROSS 1.5 HSD AWD 5D E-CVT SOL	1490	68	A	3.7	3.6	4.7	106	EURO 6	0.0033	-	-
411	YARIS CROSS 1.5 HSD AWD 5D E-CVT SOL TSC	1490	68	A	3.7	3.6	4.7	107	EURO 6	0.0033	-	-



412	YARIS CROSS 1.5 HSD AWD 5D E-CVT SPORT	1490	68	A	3.7	3.6	4.7	107	EURO 6	0,0033	-	-
413	YARIS CROSS 1.5 HSD AWD 5D E-CVT SPORT BITONE CONVENIENCE	1490	68	A	3.7	3.6	4.7	107	EURO 6	0,0033	-	-
414	YARIS CROSS 1.5 HSD AWD 5D E-CVT SPORT BITONE TSC	1490	68	A	3.7	3.6	4.7	107	EURO 6	0,0033	-	-
415	YARIS CROSS 1.5 HSD AWD 5D E-CVT SPORT BTONE	1490	68	A	3.7	3.6	4.7	107	EURO 6	0,0033	-	-
416	YARIS CROSS 1.5 HSD AWD 5D E-CVT SPORT CONVENIENCE	1490	68	A	3.7	3.6	4.7	107	EURO 6	0,0033	-	-
417	YARIS CROSS 1.5 HSD AWD 5D E-CVT SPORT TSC	1490	68	A	3.7	3.6	4.7	107	EURO 6	0,0033	-	-
418	YARIS CROSS 1.5 VVT-IE 5D M/T6 ELEGANT	1490	92	M	7.4	5.6	6.2	140	EURO 6	0,0091	0,00001	-
419	YARIS CROSS 1.5 VVT-IE 5D M/T6 LUNA	1490	92	M	7.2	5.4	5.9	133	EURO 6	0,0091	0,00001	-
420	YARIS CROSS 1.5 VVT-IE 5D M/T6 SOL	1490	92	M	7.1	5.3	5.9	133	EURO 6	0,0091	0,00001	-
421	YARIS CROSS 1.5 VVT-IE 5D M/T6 SPORT	1490	92	M	7.2	5.4	5.9	133	EURO 6	0,0091	0,00001	-
422	YARIS CROSS 1.5 VVT-IE 5D M/T6 SPORT BITONE	1490	92	M	7.2	5.4	5.9	134	EURO 6	0,0091	0,00001	-
423	YARIS CROSS 1.5 VVT-IE 5D M/T6 SPORT BITONE CONVENIENCE	1490	92	M	7.2	5.4	5.9	134	EURO 6	0,0091	0,00001	-
424	YARIS CROSS 1.5 VVT-IE 5D M/T6 SPORT BITONE TSC	1490	92	M	7.2	5.4	5.9	134	EURO 6	0,0091	0,00001	-
425	YARIS CROSS 1.5 VVT-IE 5D M/T6 SPORT CONVENIENCE	1490	92	M	7.2	5.4	5.9	134	EURO 6	0,0091	0,00001	-
426	YARIS CROSS 1.5 VVT-IE 5D M/T6 SPORT TSC	1490	92	M	7.2	5.4	5.9	134	EURO 6	0,0091	0,00001	-
427	YARIS CROSS 1.5 VVT-IE 5D MULTIDRIVE S ELEGANT	1490	92	A	7.3	5.5	6.3	142	EURO 6	0,0093	0,00011	-
428	YARIS CROSS 1.5 VVT-IE 5D MULTIDRIVE S ELEGANT TECH	1490	92	A	7.4	5.6	6.3	143	EURO 6	0,0093	0,00011	-
429	YARIS CROSS 1.5 VVT-IE 5D MULTIDRIVE S SOL	1490	92	A	7.0	5.2	5.9	134	EURO 6	0,0093	0,00011	-
430	YARIS CROSS 1.5 VVT-IE 5D MULTIDRIVE S SPORT	1490	92	A	7.1	5.2	6.0	135	EURO 6	0,0093	0,00011	-
431	YARIS CROSS 1.5 VVT-IE 5D MULTIDRIVE S SPORT BITONE	1490	92	A	7.1	5.2	6.0	135	EURO 6	0,0093	0,00011	-
432	YARIS CROSS 1.5 VVT-IE 5D MULTIDRIVE S SPORT BITONE CONVENIENCE	1490	92	A	7.1	5.3	6.0	135	EURO 6	0,0093	0,00011	-
433	YARIS CROSS 1.5 VVT-IE 5D MULTIDRIVE S SPORT BITONE TSC	1490	92	A	7.1	5.3	6.0	135	EURO 6	0,0093	0,00011	-
434	YARIS CROSS 1.5 VVT-IE 5D MULTIDRIVE S SPORT TSC	1490	92	A	7.1	5.3	6.0	135	EURO 6	0,0093	0,00011	-
435	YARIS MY21 1.0 VVT-i HB 5D M/T5 LUNA	998	53	M	6.3	5.0	5.6	127	EURO 6	0,0251	-	-
436	YARIS MY21 1.0 VVT-i HB 5D M/T5 SOL	998	53	M	6.3	5.0	5.6	128	EURO 6	0,0251	-	-
437	YARIS MY21 1.0 VVT-i HB 5D M/T5 STELLA	998	53	M	6.3	5.0	5.6	127	EURO 6	0,0251	-	-
438	YARIS MY21 1.5 HSD HB 5D E-CVT ELEGANT	1490	68	A	3.4	3.4	4.3	97	EURO 6	0,0095	-	-
439	YARIS MY21 1.5 HSD HB 5D E-CVT ELEGANT ASSIST	1490	68	A	3.4	3.4	4.3	97	EURO 6	0,0095	-	-
440	YARIS MY21 1.5 HSD HB 5D E-CVT ELEGANT ASSIST HUD	1490	68	A	3.4	3.4	4.3	97	EURO 6	0,0095	-	-
441	YARIS MY21 1.5 HSD HB 5D E-CVT ELEGANT PANORAMIC	1490	68	A	3.5	3.5	4.3	98	EURO 6	0,0095	-	-
442	YARIS MY21 1.5 HSD HB 5D E-CVT ELEGANT PANORAMIC ASSIST HUD	1490	68	A	3.5	3.5	4.3	98	EURO 6	0,0095	-	-
443	YARIS MY21 1.5 HSD HB 5D E-CVT ELEGANT PANORAMIC TECH	1490	68	A	3.5	3.5	4.3	98	EURO 6	0,0095	-	-
444	YARIS MY21 1.5 HSD HB 5D E-CVT LUNA	1490	68	A	2.9	3.0	3.8	87	EURO 6	0,0095	-	-
445	YARIS MY21 1.5 HSD HB 5D E-CVT SOL	1490	68	A	2.9	3.0	3.8	87	EURO 6	0,0095	-	-
446	YARIS MY21 1.5 HSD HB 5D E-CVT SOL ASSIST LED	1490	68	A	3.0	3.0	3.9	87	EURO 6	0,0095	-	-
447	YARIS MY21 1.5 HSD HB 5D E-CVT SPORT	1490	68	A	3.1	3.2	4.0	92	EURO 6	0,0095	-	-
448	YARIS MY21 1.5 HSD HB 5D E-CVT SPORT ASSIST	1490	68	A	3.2	3.2	4.0	92	EURO 6	0,0095	-	-
449	YARIS MY21 1.5 HSD HB 5D E-CVT SPORT NAVI	1490	68	A	3.2	3.2	4.0	92	EURO 6	0,0095	-	-
450	YARIS MY21 1.5 HSD HB 5D E-CVT SPORT RED BITONE	1490	68	A	3.2	3.2	4.0	92	EURO 6	0,0095	-	-
451	YARIS MY21 1.5 HSD HB 5D E-CVT SPORT RED BITONE ASSIST	1490	68	A	3.2	3.2	4.0	92	EURO 6	0,0095	-	-
452	YARIS MY21 1.5 HSD HB 5D E-CVT SPORT WHITE BITONE	1490	68	A	3.2	3.2	4.0	92	EURO 6	0,0095	-	-
453	YARIS MY21 1.5 HSD HB 5D E-CVT SPORT WHITE BITONE ASSIST	1490	68	A	3.2	3.2	4.0	92	EURO 6	0,0095	-	-
454	YARIS MY21 1.5 HSD HB 5D E-CVT STELLA	1490	68	A	2.9	3.0	3.8	87	EURO 6	0,0095	-	-
455	YARIS MY21 1.5 HSD HB 5D E-CVT STELLA ASSIST LED	1490	68	A	2.9	3.0	3.8	87	EURO 6	0,0095	-	-
456	YARIS MY21 1.5 HSD HB 5D E-CVT STYLE	1490	68	A	3.4	3.4	4.3	97	EURO 6	0,0095	-	-
457	YARIS MY21 1.5 HSD HB 5D E-CVT STYLE ASSIST	1490	68	A	3.4	3.4	4.3	97	EURO 6	0,0095	-	-
458	YARIS MY21 1.5 HSD HB 5D E-CVT STYLE ASSIST HUD	1490	68	A	3.4	3.4	4.3	97	EURO 6	0,0095	-	-
459	YARIS MY21 1.5 HSD HB 5D E-CVT STYLE PANORAMIC	1490	68	A	3.4	3.5	4.3	98	EURO 6	0,0095	-	-
460	YARIS MY21 1.5 HSD HB 5D E-CVT STYLE PANORAMIC ASSIST HUD	1490	68	A	3.5	3.5	4.3	98	EURO 6	0,0095	-	-
461	YARIS MY21 1.5 HSD HB 5D E-CVT TOKYO EDITION	1490	68	A	3.4	3.4	4.3	97	EURO 6	0,0095	-	-
462	YARIS MY21 1.5 HSD HB 5D E-CVT TOKYO EDITION NAVI	1490	68	A	3.4	3.4	4.3	97	EURO 6	0,0095	-	-
463	YARIS MY21 1.5 VVT-IE HB 5D M/T6 ELEGANT	1490	92	M	7.2	5.2	5.5	128	EURO 6	0,008	0,00033	-
464	YARIS MY21 1.5 VVT-IE HB 5D M/T6 ELEGANT ASSIST	1490	92	M	7.2	5.2	5.5	128	EURO 6	0,008	0,00033	-
465	YARIS MY21 1.5 VVT-IE HB 5D M/T6 ELEGANT ASSIST HUD	1490	92	M	7.2	5.2	5.5	128	EURO 6	0,008	0,00033	-
466	YARIS MY21 1.5 VVT-IE HB 5D M/T6 ELEGANT ENTRY (de-spac)	1490	92	M	7.0	5.1	5.3	125	EURO 6	0,008	0,00033	-
467	YARIS MY21 1.5 VVT-IE HB 5D M/T6 ELEGANT NAVI	1490	92	M	7.2	5.2	5.5	128	EURO 6	0,008	0,00033	-
468	YARIS MY21 1.5 VVT-IE HB 5D M/T6 ELEGANT PANORAMIC	1490	92	M	7.3	5.3	5.5	128	EURO 6	0,008	0,00033	-
469	YARIS MY21 1.5 VVT-IE HB 5D M/T6 ELEGANT PANORAMIC TECH	1490	92	M	7.3	5.3	5.5	128	EURO 6	0,008	0,00033	-
470	YARIS MY21 1.5 VVT-IE HB 5D M/T6 PREMIERE (old)	1490	92	M	7.2	5.2	5.5	128	EURO 6	0,008	0,00033	-
471	YARIS MY21 1.5 VVT-IE HB 5D M/T6 SOL	1490	92	M	6.9	5.0	5.2	122	EURO 6	0,008	0,00033	-
472	YARIS MY21 1.5 VVT-IE HB 5D M/T6 SOL ASSIST LED	1490	92	M	6.9	5.0	5.2	122	EURO 6	0,008	0,00033	-
473	YARIS MY21 1.5 VVT-IE HB 5D M/T6 SPORT	1490	92	M	7.0	5.1	5.3	125	EURO 6	0,008	0,00033	-
474	YARIS MY21 1.5 VVT-IE HB 5D M/T6 SPORT ASSIST	1490	92	M	7.0	5.1	5.3	125	EURO 6	0,008	0,00033	-
475	YARIS MY21 1.5 VVT-IE HB 5D M/T6 SPORT ASSIST NAVI	1490	92	M	7.0	5.1	5.3	125	EURO 6	0,008	0,00033	-
476	YARIS MY21 1.5 VVT-IE HB 5D M/T6 SPORT RED BITONE	1490	92	M	7.0	5.1	5.3	124	EURO 6	0,008	0,00033	-
477	YARIS MY21 1.5 VVT-IE HB 5D M/T6 SPORT RED BITONE ASSIST	1490	92	M	7.0	5.1	5.3	124	EURO 6	0,008	0,00033	-
478	YARIS MY21 1.5 VVT-IE HB 5D M/T6 SPORT WHITE BITONE	1490	92	M	7.0	5.1	5.3	124	EURO 6	0,008	0,00033	-
479	YARIS MY21 1.5 VVT-IE HB 5D M/T6 SPORT WHITE BITONE ASSIST	1490	92	M	7.0	5.1	5.3	124	EURO 6	0,008	0,00033	-
480	YARIS MY21 1.5 VVT-IE HB 5D M/T6 STELLA	1490	92	M	6.9	5.0	5.2	122	EURO 6	0,008	0,00033	-
481	YARIS MY21 1.5 VVT-IE HB 5D M/T6 STYLE	1490	92	M	7.2	5.2	5.5	128	EURO 6	0,008	0,00033	-
482	YARIS MY21 1.5 VVT-IE HB 5D M/T6 STYLE ASSIST HUD	1490	92	M	7.2	5.2	5.5	128	EURO 6	0,008	0,00033	-
483	YARIS MY21 1.5 VVT-IE HB 5D M/T6 STYLE PANORAMIC	1490	92	M	7.3	5.3	5.5	128	EURO 6	0,008	0,00033	-




484	YARIS MY21 1.5 VVT-iE HB 5D M/T8 TOKYO EDITION	1490	92	M	7.2	5.2	5.5	128	EURO 6	0.008	0.00033	-
485	YARIS MY21 1.5 VVT-iE HB 5D MULTIDRIVE S ELEGANT	1490	92	A	7.2	5.1	5.6	132	EURO 6	0.0087	0.00067	-
486	YARIS MY21 1.5 VVT-iE HB 5D MULTIDRIVE S ELEGANT ASSIST	1490	92	A	7.2	5.1	5.6	132	EURO 6	0.0087	0.00067	-
487	YARIS MY21 1.5 VVT-iE HB 5D MULTIDRIVE S ELEGANT ASSIST HUD	1490	92	A	7.2	5.1	5.6	132	EURO 6	0.0087	0.00067	-
488	YARIS MY21 1.5 VVT-iE HB 5D MULTIDRIVE S ELEGANT PANORAMIC	1490	92	A	7.2	5.2	5.6	133	EURO 6	0.0087	0.00067	-
489	YARIS MY21 1.5 VVT-iE HB 5D MULTIDRIVE S ELEGANT PANORAMIC ASSIST HUD	1490	92	A	7.2	5.2	5.7	133	EURO 6	0.0087	0.00067	-
490	YARIS MY21 1.5 VVT-iE HB 5D MULTIDRIVE S ELEGANT PANORAMIC TECH	1490	92	A	7.2	5.2	5.7	133	EURO 6	0.0087	0.00067	-
491	YARIS MY21 1.5 VVT-iE HB 5D MULTIDRIVE S SOL	1490	92	A	6.9	4.9	5.3	125	EURO 6	0.0067	0.00067	-
492	YARIS MY21 1.5 VVT-iE HB 5D MULTIDRIVE S SOL ASSIST LED	1490	92	A	6.9	4.9	5.3	125	EURO 6	0.0067	0.00067	-
493	YARIS MY21 1.5 VVT-iE HB 5D MULTIDRIVE S SOL ASSIST LED NAVI	1490	92	A	6.9	4.9	5.3	125	EURO 6	0.0067	0.00067	-
494	YARIS MY21 1.5 VVT-iE HB 5D MULTIDRIVE S SPORT	1490	92	A	7.0	5.0	5.5	128	EURO 6	0.0067	0.00067	-
495	YARIS MY21 1.5 VVT-iE HB 5D MULTIDRIVE S SPORT ASSIST	1490	92	A	7.0	5.0	5.5	128	EURO 6	0.0067	0.00067	-
496	YARIS MY21 1.5 VVT-iE HB 5D MULTIDRIVE S SPORT RED BITONE	1490	92	A	7.0	5.0	5.5	128	EURO 6	0.0067	0.00067	-
497	YARIS MY21 1.5 VVT-iE HB 5D MULTIDRIVE S SPORT RED BITONE ASSIST	1490	92	A	7.0	5.0	5.5	128	EURO 6	0.0067	0.00067	-
498	YARIS MY21 1.5 VVT-iE HB 5D MULTIDRIVE S SPORT WHITE BITONE	1490	92	A	7.0	5.0	5.5	128	EURO 6	0.0067	0.00067	-
499	YARIS MY21 1.5 VVT-iE HB 5D MULTIDRIVE S SPORT WHITE BITONE ASSIST	1490	92	A	7.0	5.0	5.5	128	EURO 6	0.0067	0.00067	-
500	YARIS MY21 1.5 VVT-iE HB 5D MULTIDRIVE S STELLA	1490	92	A	6.9	4.8	5.3	125	EURO 6	0.0067	0.00067	-
501	YARIS MY21 1.5 VVT-iE HB 5D MULTIDRIVE S STYLE	1490	92	A	7.2	5.1	5.6	132	EURO 6	0.0087	0.00067	-
502	YARIS MY21 1.5 VVT-iE HB 5D MULTIDRIVE S STYLE ASSIST	1490	92	A	7.2	5.1	5.6	132	EURO 6	0.0087	0.00067	-
503	YARIS MY21 1.5 VVT-iE HB 5D MULTIDRIVE S STYLE ASSIST HUD	1490	92	A	7.2	5.1	5.6	132	EURO 6	0.0087	0.00067	-
504	YARIS MY21 1.5 VVT-iE HB 5D MULTIDRIVE S STYLE PANORAMIC	1490	92	A	7.2	5.2	5.7	133	EURO 6	0.0087	0.00067	-
505	YARIS MY21 1.5 VVT-iE HB 5D MULTIDRIVE S TOKYO EDITION	1490	92	A	7.2	5.1	5.6	132	EURO 6	0.0087	0.00067	-
									l/100km			
1	HILUX MC20 2.4 D-4D 4x4 DC M/T8 COUNTRY TSS	2392	110	M	10.0	8.5	9.2	241	EURO 6	0.0566	0.0006	-
2	HILUX RC21 2.4 D-4D 4x2 SC M/T8 COUNTRY	2392	110	M	9.9	8.1	8.7	229	EURO 6	0.0476	0.00061	-
3	HILUX RC21 2.4 D-4D 4x2 SC M/T8 COUNTRY RADIO TSS	2392	110	M	9.9	8.1	8.7	229	EURO 6	0.0476	0.00061	-
4	HILUX RC21 2.4 D-4D 4x4 DC A/T8 CITY	2392	110	A	10.6	8.7	9.2	243	EURO 6	0.0316	0.00037	-
5	HILUX RC21 2.4 D-4D 4x4 DC A/T8 CITY PLUS TSS	2392	110	A	10.6	8.8	9.3	244	EURO 6	0.0316	0.00037	-
6	HILUX RC21 2.4 D-4D 4x4 DC A/T8 CITY PLUS TSS	2392	110	A	10.6	8.8	9.3	244	EURO 6	0.0316	0.00037	-
7	HILUX RC21 2.4 D-4D 4x4 DC A/T8 CITY TSS	2392	110	A	10.6	8.7	9.2	243	EURO 6	0.0316	0.00037	-
8	HILUX RC21 2.4 D-4D 4x4 DC A/T8 INVINCIBLE TSS	2392	110	A	10.6	8.8	9.4	246	EURO 6	0.0316	0.00037	-
9	HILUX RC21 2.4 D-4D 4x4 DC M/T8 CITY	2392	110	M	10.0	8.4	8.9	234	EURO 6	0.0566	0.0006	-
10	HILUX RC21 2.4 D-4D 4x4 DC M/T8 CITY	2392	110	M	10.0	8.4	8.9	234	EURO 6	0.0566	0.0006	-
11	HILUX RC21 2.4 D-4D 4x4 DC M/T8 CITY PLUS TSS	2392	110	M	10.0	8.4	9.0	235	EURO 6	0.566	0.0006	-
12	HILUX RC21 2.4 D-4D 4x4 DC M/T8 CITY TSS	2392	110	M	10.0	8.4	8.9	234	EURO 6	0.0566	0.0006	-
13	HILUX RC21 2.4 D-4D 4x4 DC M/T8 COMFORT	2392	110	M	10.0	8.5	9.2	241	EURO 6	0.0497	0.00051	-
14	HILUX RC21 2.4 D-4D 4x4 DC M/T8 COMFORT RADIO	2392	110	M	10.1	8.5	9.2	242	EURO 6	0.0497	0.00051	-
15	HILUX RC21 2.4 D-4D 4x4 DC M/T8 COMFORT RADIO TSS	2392	110	M	10.1	8.5	9.2	242	EURO 6	0.0497	0.00051	-
16	HILUX RC21 2.4 D-4D 4x4 DC M/T8 COMFORT TSS	2392	110	M	10.0	8.5	9.2	241	EURO 6	0.0497	0.00051	-
17	HILUX RC21 2.4 D-4D 4x4 DC M/T8 COMFORT TSS	2392	110	M	10.0	8.5	9.2	241	EURO 6	0.0497	0.00051	-
18	HILUX RC21 2.4 D-4D 4x4 EC M/T8 CITY	2392	110	M	9.9	8.3	8.7	228	EURO 6	0.0566	0.0006	-
19	HILUX RC21 2.4 D-4D 4x4 EC M/T8 CITY	2392	110	M	9.9	8.3	8.7	228	EURO 6	0.0566	0.0006	-
20	HILUX RC21 2.4 D-4D 4x4 EC M/T8 CITY TSS	2392	110	M	9.9	8.3	8.7	228	EURO 6	0.0566	0.0006	-
21	HILUX RC21 2.4 D-4D 4x4 EC M/T8 CITY TSS	2392	110	M	9.9	8.3	8.7	228	EURO 6	0.0566	0.0006	-
22	HILUX RC21 2.4 D-4D 4x4 EC M/T8 COMFORT	2392	110	M	10.0	8.4	9.0	236	EURO 6	0.0566	0.0006	-
23	HILUX RC21 2.4 D-4D 4x4 EC M/T8 COMFORT RADIO	2392	110	M	10.0	8.4	9.0	236	EURO 6	0.566	0.0006	-
24	HILUX RC21 2.4 D-4D 4x4 EC M/T8 COMFORT RADIO TSS	2392	110	M	10.0	8.4	9.0	236	EURO 6	0.0566	0.0006	-
25	HILUX RC21 2.4 D-4D 4x4 EC M/T8 COMFORT RADIO TSS	2392	110	M	10.0	8.4	9.0	236	EURO 6	0.0566	0.0006	-
26	HILUX RC21 2.4 D-4D 4x4 EC M/T8 COMFORT TSS	2392	110	M	10.0	8.4	9.0	236	EURO 6	0.0566	0.0006	-
27	HILUX RC21 2.4 D-4D 4x4 EC M/T8 COMFORT TSS	2392	110	M	10.0	8.4	9.0	236	EURO 6	0.0566	0.0006	-
28	HILUX RC21 2.4 D-4D 4x4 SC M/T8 COMFORT	2392	110	M	10.1	8.4	9.0	238	EURO 6	0.0497	0.00051	-
29	HILUX RC21 2.4 D-4D 4x4 SC M/T8 COMFORT	2392	110	M	10.1	8.4	9.0	238	EURO 6	0.0497	0.00051	-
30	HILUX RC21 2.4 D-4D 4x4 SC M/T8 COMFORT RADIO	2392	110	M	10.1	8.4	9.0	238	EURO 6	0.0497	0.00051	-
31	HILUX RC21 2.4 D-4D 4x4 SC M/T8 COMFORT RADIO	2392	110	M	10.1	8.4	9.0	238	EURO 6	0.0497	0.00051	-
32	HILUX RC21 2.4 D-4D 4x4 SC M/T8 COMFORT RADIO TSS	2392	110	M	10.1	8.4	9.0	238	EURO 6	0.0497	0.00051	-
33	HILUX RC21 2.4 D-4D 4x4 SC M/T8 COMFORT RADIO TSS CHASSIS	2392	110	M	10.3	8.7	10.1	265	EURO 6	0.0493	0.0022	-
34	HILUX RC21 2.4 D-4D 4x4 SC M/T8 COMFORT RADIO TSS CHASSIS	2392	110	M	10.3	8.7	10.1	265	EURO 6	0.0493	0.0022	-
35	HILUX RC21 2.4 D-4D 4x4 SC M/T8 COMFORT TSS	2392	110	M	10.1	8.4	9.0	238	EURO 6	0.0497	0.00051	-
36	HILUX RC21 2.8 D-4D 4x4 DC A/T8 CITY PLUS TSS	2755	150	A	11.3	9.2	9.4	247	EURO 6	0.0314	0.0011	-
37	HILUX RC21 2.8 D-4D 4x4 DC A/T8 CITY TSS	2755	150	A	11.3	9.1	9.4	246	EURO 6	0.0314	0.0011	-
38	HILUX RC21 2.8 D-4D 4x4 DC A/T8 INVINCIBLE TSS	2755	150	A	11.3	9.2	9.5	249	EURO 6	0.0314	0.0011	-
39	HILUX RC21 2.8 D-4D 4x4 DC M/T8 INVINCIBLE TSS	2755	150	M	9.7	8.1	8.8	226	EURO 6	0.0468	0.00083	-
40	LAND CRUISER RC21 2.8 D-4D 3D A/T8 ACTIVE 5s	2755	150	A	11.4	9.0	9.3	245	EURO 6	0.0332	0.00127	-
41	LAND CRUISER RC21 2.8 D-4D 3D A/T8 EXECUTIVE 5s PVM TSS	2755	150	A	11.3	8.9	9.3	243	EURO 6	0.0332	0.00127	-
42	LAND CRUISER RC21 2.8 D-4D 3D A/T8 EXECUTIVE 5s PVM TSS SUN ROOF	2755	150	A	11.4	8.9	9.3	244	EURO 6	0.0332	0.00127	-
43	LAND CRUISER RC21 2.8 D-4D 3D A/T8 EXECUTIVE 5s TSS	2755	150	A	11.3	8.9	9.3	243	EURO 6	0.0332	0.00127	-
44	LAND CRUISER RC21 2.8 D-4D 3D A/T8 LIMITED 5s	2755	150	A	11.4	9.0	9.4	245	EURO 6	0.0332	0.00127	-
45	LAND CRUISER RC21 2.8 D-4D 3D A/T8 LIMITED 5s LEATHER	2755	150	A	11.4	9.0	9.4	245	EURO 6	0.0332	0.00127	-
46	LAND CRUISER RC21 2.8 D-4D 3D M/T8 ACTIVE 5s	2755	150	M	10.8	9.2	9.4	248	EURO 6	0.0418	0.0013	-
47	LAND CRUISER RC21 2.8 D-4D 3D M/T8 LIMITED 5s	2755	150	M	10.8	9.2	9.4	248	EURO 6	0.0418	0.0013	-
48	LAND CRUISER RC21 2.8 D-4D 3D M/T8 LIMITED 5s LEATHER	2755	150	M	10.8	9.2	9.5	248	EURO 6	0.0418	0.0013	-
49	LAND CRUISER RC21 2.8 D-4D 5D A/T8 ACTIVE 5s	2755	150	A	11.7	9.3	9.5	250	EURO 6	0.0332	0.00127	-



50	LAND CRUISER RC21 2.8 D-4D 5D A/T6 ACTIVE 5s N1 TSS	2755	150	A	11.9	9.4	9.6	252	EURO 6	0.0332	0.00127	-
51	LAND CRUISER RC21 2.8 D-4D 5D A/T6 ACTIVE 5s N1 wo TOUCH	2755	150	A	11.9	9.4	9.6	252	EURO 6	0.0332	0.00127	-
52	LAND CRUISER RC21 2.8 D-4D 5D A/T6 ACTIVE 5s S Električni pogonL wo TOUCH	2755	150	A	11.7	9.2	9.5	250	EURO 6	0.0332	0.00127	-
53	LAND CRUISER RC21 2.8 D-4D 5D A/T6 ACTIVE 5s TSS	2755	150	A	11.7	9.3	9.5	250	EURO 6	0.0332	0.00127	-
54	LAND CRUISER RC21 2.8 D-4D 5D A/T6 ACTIVE 5s wo TOUCH	2755	150	A	11.7	9.2	9.5	249	EURO 6	0.0332	0.00127	-
55	LAND CRUISER RC21 2.8 D-4D 5D A/T6 EXECUTIVE 5s N1 TSS 17" wo leather pack	2755	150	A	12.0	9.4	9.7	253	EURO 6	0.0332	0.00127	-
56	LAND CRUISER RC21 2.8 D-4D 5D A/T6 EXECUTIVE 5s TSS	2755	150	A	11.8	9.3	9.5	249	EURO 6	0.0332	0.00127	-
57	LAND CRUISER RC21 2.8 D-4D 5D A/T6 EXECUTIVE 7s TSS	2755	150	A	11.8	9.3	9.5	250	EURO 6	0.0332	0.00127	-
58	LAND CRUISER RC21 2.8 D-4D 5D A/T6 EXECUTIVE 7s TSS BSM OFF-ROAD	2755	150	A	11.9	9.4	9.6	252	EURO 6	0.0332	0.00127	-
59	LAND CRUISER RC21 2.8 D-4D 5D A/T6 LIMITED 5s N1 TSS	2755	150	A	11.9	9.4	9.6	252	EURO 6	0.0332	0.00127	-
60	LAND CRUISER RC21 2.8 D-4D 5D A/T6 LIMITED 5s N1 wo LED	2755	150	A	11.9	9.4	9.6	252	EURO 6	0.0332	0.00127	-
61	LAND CRUISER RC21 2.8 D-4D 5D A/T6 LIMITED 5s TSS	2755	150	A	11.8	9.3	9.5	250	EURO 6	0.0332	0.00127	-
62	LAND CRUISER RC21 2.8 D-4D 5D A/T6 LIMITED 7s TSS	2755	150	A	11.9	9.4	9.6	252	EURO 6	0.0332	0.00127	-
63	LAND CRUISER RC21 2.8 D-4D 5D A/T6 PREMIUM 5s TSS	2755	150	A	11.9	9.4	9.6	251	EURO 6	0.0332	0.00127	-
64	LAND CRUISER RC21 2.8 D-4D 5D A/T6 PREMIUM 7s TSS	2755	150	A	12.0	9.5	9.6	252	EURO 6	0.0332	0.00127	-
65	LAND CRUISER RC21 2.8 D-4D 5D M/T6 ACTIVE 5s	2755	150	M	11.1	9.5	9.6	253	EURO 6	0.0418	0.0013	-
66	LAND CRUISER RC21 2.8 D-4D 5D M/T6 ACTIVE 5s N1 wo TOUCH	2755	150	M	11.2	9.6	9.7	255	EURO 6	0.0418	0.0013	-
67	LAND CRUISER RC21 2.8 D-4D 5D M/T6 ACTIVE 5s wo TOUCH	2755	150	M	11.1	9.5	9.6	253	EURO 6	0.0418	0.0013	-
68	LAND CRUISER RC21 2.8 D-4D 5D M/T6 EXECUTIVE 5s	2755	150	M	11.1	9.5	9.6	252	EURO 6	0.0418	0.0013	-
69	LAND CRUISER RC21 2.8 D-4D 5D M/T6 EXECUTIVE 7s	2755	150	M	11.2	9.5	9.6	253	EURO 6	0.0418	0.0013	-
70	LAND CRUISER RC21 2.8 D-4D 5D M/T6 LIMITED 5s	2755	150	M	11.1	9.5	9.7	253	EURO 6	0.0418	0.0013	-
71	LAND CRUISER RC21 2.8 D-4D 5D M/T6 LIMITED 5s N1	2755	150	M	11.2	9.6	9.7	256	EURO 6	0.0418	0.0013	-
72	LAND CRUISER RC21 2.8 D-4D 5D M/T6 LIMITED 5s N1 wo LED	2755	150	M	11.2	9.6	9.7	256	EURO 6	0.0418	0.0013	-
73	LAND CRUISER RC21 2.8 D-4D 5D M/T6 LIMITED 7s	2755	150	M	11.2	9.6	9.7	255	EURO 6	0.0418	0.0013	-
74	PROACE CITY CREW CAB RC21 1.5D 130HP LONG M/T6 DSD GD P2 5S BASE	1499	96	M	5.9	5.3	5.6	148	EURO 6	0.0611	0.00183	-
75	PROACE CITY CREW CAB RC21 1.5D 130HP LONG M/T6 DSD GD P2 5S BASE	1499	96	M	5.9	5.3	5.6	148	EURO 6	0.0611	0.00183	-
76	PROACE CITY CREW CAB RC21 1.5D 130HP LONG M/T6 DSD GD P2 5S COMFORT	1499	96	M	5.9	5.3	5.6	147	EURO 6	0.0611	0.00183	-
77	PROACE CITY CREW CAB RC21 1.5D 130HP LONG M/T6 DSD GD P2 5S COMFORT	1499	96	M	5.9	5.3	5.6	147	EURO 6	0.0611	0.00183	-
78	PROACE CITY VAN RC21 1.5D 100HP COMPACT M/T6 NSD PD P2 2S BASE	1499	75	M	5.6	4.9	5.4	142	EURO 6	0.0488	0.00028	-
79	PROACE CITY VAN RC21 1.5D 100HP COMPACT M/T6 NSD PD P2 2S BASE	1499	75	M	5.6	4.9	5.4	142	EURO 6	0.0488	0.00028	-
80	PROACE CITY VAN RC21 1.5D 100HP COMPACT M/T6 SSD PD P1 2S BASE + 11, 15, 53	1499	75	M	5.5	4.8	5.3	139	EURO 6	0.0488	0.00028	-
81	PROACE CITY VAN RC21 1.5D 100HP COMPACT M/T6 SSD PD P1 2S BASE + 11, 15, 53	1499	75	M	5.5	4.8	5.3	139	EURO 6	0.0488	0.00028	-
82	PROACE CITY VAN RC21 1.5D 100HP COMPACT M/T6 SSD PD P1 2S BASE + 11, 53	1499	75	M	5.5	4.8	5.3	139	EURO 6	0.0488	0.00028	-
83	PROACE CITY VAN RC21 1.5D 100HP COMPACT M/T6 SSD PD P1 2S COMFORT	1499	75	M	5.5	4.8	5.3	139	EURO 6	0.0488	0.00028	-
84	PROACE CITY VAN RC21 1.5D 100HP COMPACT M/T6 SSD PD P1 2S COMFORT	1499	75	M	5.5	4.8	5.3	139	EURO 6	0.0488	0.00028	-
85	PROACE CITY VAN RC21 1.5D 100HP COMPACT M/T6 SSD PD P2 2S COMFORT	1499	75	M	5.7	5.0	5.4	142	EURO 6	0.0488	0.00028	-
86	PROACE CITY VAN RC21 1.5D 100HP LONG M/T6 SSD PD P2 2S BASE	1499	75	M	5.7	5.0	5.5	144	EURO 6	0.0488	0.00028	-
87	PROACE CITY VAN RC21 1.5D 100HP LONG M/T6 SSD PD P2 2S BASE	1499	75	M	5.7	5.0	5.5	144	EURO 6	0.0488	0.00028	-
88	PROACE CITY VAN RC21 1.5D 130HP LONG M/T6 SSD PD P2 2S BASE	1499	96	M	5.7	5.1	5.5	145	EURO 6	0.0611	0.00183	-
89	PROACE CITY VAN RC21 1.5D 130HP LONG M/T6 SSD PD P2 2S BASE	1499	96	M	5.7	5.1	5.5	145	EURO 6	0.0611	0.00183	-
90	PROACE CITY VERSO RC21 1.5D 100HP COMPACT M/T6 DSD TD P1 5S COMBI + 23	1499	75	M	5.3	4.7	5.1	135	EURO 6	0.0511	0.00038	-
91	PROACE CITY VERSO RC21 1.5D 100HP COMPACT M/T6 DSD TD P1 5S COMBI N1 + 1, 21, 23	1499	75	M	5.8	5.1	5.5	144	EURO 6	0.0488	0.00028	-
92	PROACE CITY VERSO RC21 1.5D 100HP COMPACT M/T6 DSD TD P1 5S COMBI N1 + 1, 23	1499	75	M	5.7	5.0	5.5	143	EURO 6	0.0488	0.00028	-
93	PROACE CITY VERSO RC21 1.5D 100HP COMPACT M/T6 DSD TD P1 5S COMBI N1 + 21, 23	1499	75	M	5.8	5.1	5.5	144	EURO 6	0.0488	0.00028	-
94	PROACE CITY VERSO RC21 1.5D 100HP COMPACT M/T6 DSD TD P1 5S FAMILY	1499	75	M	5.3	4.8	5.2	137	EURO 6	0.0511	0.00038	-
95	PROACE CITY VERSO RC21 1.5D 100HP COMPACT M/T6 DSD TD P1 5S FAMILY N1	1499	75	M	5.8	5.2	5.6	146	EURO 6	0.0488	0.00028	-
96	PROACE CITY VERSO RC21 1.5D 100HP COMPACT M/T6 DSD TD P1 5S FAMILY NAVI	1499	75	M	5.3	4.8	5.2	137	EURO 6	0.0511	0.00038	-
97	PROACE CITY VERSO RC21 1.5D 100HP COMPACT M/T6 DSD TD P1 5S FAMILY NAVI N1	1499	75	M	5.8	5.2	5.6	146	EURO 6	0.0488	0.00028	-
98	PROACE CITY VERSO RC21 1.5D 100HP COMPACT M/T6 DSD TD P1 5S SHUTTLE	1499	75	M	5.3	4.7	5.2	135	EURO 6	0.0511	0.00038	-
99	PROACE CITY VERSO RC21 1.5D 100HP COMPACT M/T6 DSD TD P1 5S SHUTTLE + 2, 12, 19, 32	1499	75	M	5.3	4.8	5.2	137	EURO 6	0.0511	0.00038	-
100	PROACE CITY VERSO RC21 1.5D 100HP COMPACT M/T6 DSD TD P1 5S SHUTTLE + 2, 19, 32	1499	75	M	5.3	4.8	5.2	137	EURO 6	0.0511	0.00038	-
101	PROACE CITY VERSO RC21 1.5D 100HP COMPACT M/T6 DSD TD P1 5S SHUTTLE N1 + 8	1499	75	M	5.8	5.1	5.5	143	EURO 6	0.0488	0.00028	-
102	PROACE CITY VERSO RC21 1.5D 100HP COMPACT M/T6 DSD TD P1 5S VENTURE	1499	75	M	5.4	4.9	5.3	139	EURO 6	0.0511	0.00038	-
103	PROACE CITY VERSO RC21 1.5D 100HP COMPACT M/T6 DSD TD P1 5S VIP	1499	75	M	5.5	4.9	5.3	139	EURO 6	0.0511	0.00038	-
104	PROACE CITY VERSO RC21 1.5D 100HP COMPACT M/T6 SSD TD P1 5S COMBI	1499	75	M	5.2	4.6	5.1	134	EURO 6	0.0511	0.00038	-
105	PROACE CITY VERSO RC21 1.5D 100HP COMPACT M/T6 SSD TD P1 5S COMBI N1	1499	75	M	5.7	5.0	5.4	142	EURO 6	0.0488	0.00028	-
106	PROACE CITY VERSO RC21 1.5D 100HP COMPACT M/T6 SSD TD P1 5S COMBI N1 + 21	1499	75	M	5.7	5.0	5.5	143	EURO 6	0.0488	0.00028	-
107	PROACE CITY VERSO RC21 1.5D 100HP LONG M/T6 DSD TD P1 5S COMBI N1 + 1	1499	75	M	5.8	5.1	5.5	145	EURO 6	0.0488	0.00028	-
108	PROACE CITY VERSO RC21 1.5D 100HP LONG M/T6 DSD TD P1 5S FAMILY	1499	75	M	5.4	4.9	5.3	139	EURO 6	0.0511	0.00038	-
109	PROACE CITY VERSO RC21 1.5D 100HP LONG M/T6 DSD TD P1 5S FAMILY + 21	1499	75	M	5.5	4.9	5.3	140	EURO 6	0.0511	0.00038	-
110	PROACE CITY VERSO RC21 1.5D 100HP LONG M/T6 DSD TD P1 5S SHUTTLE N1 + 2	1499	75	M	5.8	5.2	5.5	145	EURO 6	0.0488	0.00028	-
111	PROACE CITY VERSO RC21 1.5D 100HP LONG M/T6 DSD TD P1 5S SHUTTLE N1 + 2, 32	1499	75	M	5.8	5.2	5.5	145	EURO 6	0.0488	0.00028	-
112	PROACE CITY VERSO RC21 1.5D 130HP COMPACT M/T6 DSD TD 1 7S FAMILY + 6, 12	1499	96	M	5.5	5.1	5.4	143	EURO 6	0.0492	0.00048	-
113	PROACE CITY VERSO RC21 1.5D 130HP COMPACT M/T6 DSD TD P1 5S FAMILY	1499	96	M	5.3	4.9	5.3	138	EURO 6	0.0492	0.00048	-
114	PROACE CITY VERSO RC21 1.5D 130HP COMPACT M/T6 DSD TD P1 5S FAMILY + 31	1499	96	M	5.3	4.9	5.2	138	EURO 6	0.0492	0.00048	-
115	PROACE CITY VERSO RC21 1.5D 130HP COMPACT M/T6 DSD TD P1 5S FAMILY N1	1499	96	M	5.9	5.3	5.7	148	EURO 6	0.0611	0.00183	-
116	PROACE CITY VERSO RC21 1.5D 130HP COMPACT M/T6 DSD TD P1 5S FAMILY N1 + 21, 35	1499	96	M	5.9	5.4	5.7	149	EURO 6	0.0611	0.00183	-
117	PROACE CITY VERSO RC21 1.5D 130HP COMPACT M/T6 DSD TD P1 5S FAMILY NAVI	1499	96	M	5.3	4.9	5.3	138	EURO 6	0.0492	0.00048	-
118	PROACE CITY VERSO RC21 1.5D 130HP COMPACT M/T6 DSD TD P1 5S FAMILY NAVI N1	1499	96	M	5.9	5.3	5.7	148	EURO 6	0.0611	0.00183	-
119	PROACE CITY VERSO RC21 1.5D 130HP COMPACT M/T6 DSD TD P1 5S SHUTTLE	1499	75	M	5.2	4.8	5.2	136	EURO 6	0.0492	0.00048	-
120	PROACE CITY VERSO RC21 1.5D 130HP COMPACT M/T6 DSD TD P1 5S SHUTTLE N1 + 2	1499	96	M	5.8	5.2	5.6	146	EURO 6	0.0611	0.00183	-
121	PROACE CITY VERSO RC21 1.5D 130HP COMPACT M/T6 DSD TD P1 5S SHUTTLE N1 + 3, 5, 21	1499	96	M	5.9	5.4	5.7	149	EURO 6	0.0611	0.00183	-

Dizel



122	PROACE CITY VERSO RC21 1.5D 130HP COMPACT M/T8 DSD TD P1 5S VENTURE	1499	96	M	5.4	5.0	5.3	140	EURO 6	0,0492	0,00048	-
123	PROACE CITY VERSO RC21 1.5D 130HP COMPACT M/T8 DSD TD P1 5S VENTURE + 31	1499	96	M	5.4	5.0	5.3	139	EURO 6	0,0492	0,00048	-
124	PROACE CITY VERSO RC21 1.5D 130HP COMPACT M/T8 DSD TD P1 5S VIP	1499	96	M	5.4	5.0	5.3	140	EURO 6	0,0492	0,00048	-
125	PROACE CITY VERSO RC21 1.5D 130HP COMPACT M/T8 DSD TD P1 5S VIP N1	1499	96	M	6.0	5.4	5.6	147	EURO 6	0,0611	0,00183	-
126	PROACE CITY VERSO RC21 1.5D 130HP COMPACT M/T8 SSD TD P1 5S COMBI	1499	96	M	5.2	4.8	5.2	135	EURO 6	0,0492	0,00048	-
127	PROACE CITY VERSO RC21 1.5D 130HP LONG M/T8 DSD GD P1 5S COMBI + 1, 23, -29	1499	96	M	5.4	4.9	5.3	139	EURO 6	0,0492	0,00048	-
128	PROACE CITY VERSO RC21 1.5D 130HP LONG M/T8 DSD TD P1 5S COMBI N1 + 1, 3	1499	96	M	5.9	5.3	5.6	148	EURO 6	0,0611	0,00183	-
129	PROACE CITY VERSO RC21 1.5D 130HP LONG M/T8 DSD TD P1 5S FAMILY	1499	96	M	5.4	5.0	5.4	141	EURO 6	0,0492	0,00048	-
130	PROACE CITY VERSO RC21 1.5D 130HP LONG M/T8 DSD TD P1 5S FAMILY + 3, 37	1499	96	M	5.5	5.0	5.4	141	EURO 6	0,0492	0,00048	-
131	PROACE CITY VERSO RC21 1.5D 130HP LONG M/T8 DSD TD P1 5S FAMILY + 3, 5, 7, 21, 36, 37, 38	1499	96	M	5.5	5.1	5.4	143	EURO 6	0,0492	0,00048	-
132	PROACE CITY VERSO RC21 1.5D 130HP LONG M/T8 DSD TD P1 5S FAMILY + 3, 7, 18, 35, 37	1499	96	M	5.5	5.0	5.4	142	EURO 6	0,0492	0,00048	-
133	PROACE CITY VERSO RC21 1.5D 130HP LONG M/T8 DSD TD P1 5S FAMILY + 5, 6, 11	1499	96	M	5.5	5.0	5.4	141	EURO 6	0,0492	0,00048	-
134	PROACE CITY VERSO RC21 1.5D 130HP LONG M/T8 DSD TD P1 5S FAMILY N1	1499	96	M	6.0	5.4	5.7	149	EURO 6	0,0611	0,00183	-
135	PROACE CITY VERSO RC21 1.5D 130HP LONG M/T8 DSD TD P1 5S FAMILY N1 + 18, 21	1499	96	M	6.0	5.4	5.7	150	EURO 6	0,0611	0,00183	-
136	PROACE CITY VERSO RC21 1.5D 130HP LONG M/T8 DSD TD P1 5S FAMILY N1 + 3, 6, 5, 21, 37, 38	1499	96	M	6.1	5.5	5.8	152	EURO 6	0,0611	0,00183	-
137	PROACE CITY VERSO RC21 1.5D 130HP LONG M/T8 DSD TD P1 5S FAMILY N1 + 36, 37	1499	96	M	6.0	5.4	5.7	149	EURO 6	0,0611	0,00183	-
138	PROACE CITY VERSO RC21 1.5D 130HP LONG M/T8 DSD TD P1 5S SHUTTLE + 2	1499	96	M	5.4	4.9	5.3	139	EURO 6	0,0492	0,00048	-
139	PROACE CITY VERSO RC21 1.5D 130HP LONG M/T8 DSD TD P1 5S SHUTTLE N1 + 8, 18	1499	96	M	5.9	5.3	5.6	147	EURO 6	0,0611	0,00183	-
140	PROACE CITY VERSO RC21 1.5D 130HP LONG M/T8 DSD TD P1 5S VENTURE + 3, 31, 37	1499	96	M	5.5	5.1	5.4	142	EURO 6	0,0492	0,00048	-
141	PROACE CITY VERSO RC21 1.5D 130HP LONG M/T8 DSD TD P1 7S SHUTTLE	1499	96	M	5.4	5.0	5.3	140	EURO 6	0,0492	0,00048	-
142	PROACE CREW CAB RC21 1.5 D-4D S&S 120HP M/T8 MEDIUM SSD TD P1 6S COMFORT	1499	88	M	7.5	6.0	6.7	175	EURO 6	0,0712	0,0003	-
143	PROACE VAN RC21 1.5 D-4D S&S 100HP M/T8 COMPACT SSD PD P1 3S BASE	1499	75	M	7.3	6.0	6.6	172	EURO 6	0,0651	0,00024	-
144	PROACE VAN RC21 1.5 D-4D S&S 120HP M/T8 COMPACT SSD PD P1 3S BASE	1499	88	M	7.4	5.9	6.6	173	EURO 6	0,0712	0,0003	-
145	PROACE VAN RC21 1.5 D-4D S&S 120HP M/T8 COMPACT SSD PD P1 3S COMFORT	1499	88	M	7.3	5.9	6.6	173	EURO 6	0,0712	0,0003	-
146	PROACE VAN RC21 1.5 D-4D S&S 120HP M/T8 MEDIUM SSD PD P1 3S BASE	1499	88	M	7.4	5.9	6.6	173	EURO 6	0,0712	0,0003	-
147	PROACE VAN RC21 1.5 D-4D S&S 120HP M/T8 MEDIUM SSD PD P1 3S COMFORT	1499	88	M	7.4	5.9	6.6	173	EURO 6	0,0712	0,0003	-
148	PROACE VAN RC21 2.0 D-4D S&S 144HP M/T8 LONG SSD PD P2 3S COMFORT	1997	106	M	8.1	6.8	7.4	194	EURO 6	0,0513	0,0013	-
149	PROACE VAN RC21 2.0 D-4D S&S 144HP M/T8 MEDIUM SSD PD P2 3S COMFORT	1997	106	M	7.9	6.9	7.3	192	EURO 6	0,0539	0,00134	-
150	PROACE VAN RC21 2.0 D-4D S&S 180HP A/T8 MEDIUM SSD PD P2 3S COMFORT	1997	130	A	8.5	7.1	7.4	194	EURO 6	0,0218	0,00188	-
151	PROACE VERSO RC21 1.5 D-4D S&S 120HP M/T8 COMPACT DSD TD P1 6S FAMILY	1499	88	M	6.9	5.7	6.3	165	EURO 6	0,0502	0,0003	-
152	PROACE VERSO RC21 1.5 D-4D S&S 120HP M/T8 COMPACT DSD TD P1 5S FAMILY	1499	88	M	6.9	5.7	6.3	165	EURO 6	0,0502	0,0003	-
153	PROACE VERSO RC21 1.5 D-4D S&S 120HP M/T8 COMPACT DSD TD P1 6S FAMILY +12E 12F	1499	88	M	6.9	5.7	6.3	165	EURO 6	0,0502	0,0003	-
154	PROACE VERSO RC21 1.5 D-4D S&S 120HP M/T8 COMPACT DSD TD P1 6S FAMILY +12E 12F	1499	88	M	6.9	5.7	6.3	165	EURO 6	0,0502	0,0003	-
155	PROACE VERSO RC21 1.5 D-4D S&S 120HP M/T8 COMPACT DSD TD P1 5S FAMILY BLACK	1499	88	M	6.9	5.7	6.3	165	EURO 6	0,0502	0,0003	-
156	PROACE VERSO RC21 1.5 D-4D S&S 120HP M/T8 COMPACT DSD TD P1 5S FAMILY BLACK	1499	88	M	6.9	5.7	6.3	165	EURO 6	0,0502	0,0003	-
157	PROACE VERSO RC21 1.5 D-4D S&S 120HP M/T8 COMPACT SSD TD P1 6S COMBI	1499	88	M	6.9	5.6	6.3	165	EURO 6	0,0502	0,0003	-
158	PROACE VERSO RC21 1.5 D-4D S&S 120HP M/T8 COMPACT SSD TD P1 5S SHUTTLE	1499	88	M	6.9	5.6	6.3	165	EURO 6	0,0502	0,0003	-
159	PROACE VERSO RC21 1.5 D-4D S&S 120HP M/T8 LONG DSD TD P1 8S FAMILY BLACK	1499	88	M	7.2	5.9	6.5	170	EURO 6	0,0502	0,0003	-
160	PROACE VERSO RC21 1.5 D-4D S&S 120HP M/T8 LONG DSD TD P1 8S FAMILY BLACK	1499	88	M	7.2	5.9	6.5	170	EURO 6	0,0502	0,0003	-
161	PROACE VERSO RC21 1.5 D-4D S&S 120HP M/T8 LONG SSD TD P1 8S SHUTTLE	1499	88	M	7.1	5.9	6.5	170	EURO 6	0,0502	0,0003	-
162	PROACE VERSO RC21 1.5 D-4D S&S 120HP M/T8 LONG SSD TD P1 9S COMBI	1499	88	M	7.1	5.8	6.5	169	EURO 6	0,0502	0,0003	-
163	PROACE VERSO RC21 1.5 D-4D S&S 120HP M/T8 MEDIUM DSD TD P1 8S FAMILY	1499	88	M	7.2	5.9	6.4	169	EURO 6	0,0502	0,0003	-
164	PROACE VERSO RC21 1.5 D-4D S&S 120HP M/T8 MEDIUM DSD TD P1 8S FAMILY + 12E 12F	1499	88	M	7.2	5.9	6.4	169	EURO 6	0,0502	0,0003	-
165	PROACE VERSO RC21 1.5 D-4D S&S 120HP M/T8 MEDIUM DSD TD P1 8S FAMILY BLACK	1499	88	M	7.2	5.9	6.4	169	EURO 6	0,0502	0,0003	-
166	PROACE VERSO RC21 1.5 D-4D S&S 120HP M/T8 MEDIUM SSD TD P1 8S SHUTTLE	1499	88	M	7.1	5.8	6.4	168	EURO 6	0,0502	0,0003	-
167	PROACE VERSO RC21 1.5 D-4D S&S 120HP M/T8 MEDIUM SSD TD P1 8S SHUTTLE	1499	88	M	7.1	5.8	6.4	168	EURO 6	0,0502	0,0003	-
168	PROACE VERSO RC21 1.5 D-4D S&S 120HP M/T8 MEDIUM SSD TD P1 9S COMBI	1499	88	M	7.1	5.8	6.4	168	EURO 6	0,0502	0,0003	-
169	PROACE VERSO RC21 2.0 D-4D S&S 144HP A/T8 MEDIUM DSD TD P1 5S FAMILY	1997	106	A	8.1	6.8	7.1	185	EURO 6	0,0236	0,00145	-
170	PROACE VERSO RC21 2.0 D-4D S&S 144HP A/T8 COMPACT DSD TD P1 5S FAMILY + 3D, 5L/9, 12E, 12F	1997	106	A	8.0	6.7	7.0	184	EURO 6	0,0236	0,00145	-
171	PROACE VERSO RC21 2.0 D-4D S&S 144HP A/T8 LONG DSD TD P1 8S FAMILY + 3D, 26, 30D/E	1997	130	A	8.2	7.0	7.2	189	EURO 6	0,0236	0,00145	-
172	PROACE VERSO RC21 2.0 D-4D S&S 144HP M/T8 LONG SSD TD P1 9S COMBI	1997	106	M	7.0	6.5	7.1	186	EURO 6	0,0393	-	1,37
173	PROACE VERSO RC21 2.0 D-4D S&S 144HP M/T8 COMPACT DSD TD P1 5S COMBI	1997	106	M	6.7	6.2	6.9	180	EURO 6	0,0502	0,0003	-
174	PROACE VERSO RC21 2.0 D-4D S&S 144HP M/T8 COMPACT DSD TD P1 5S COMBI	1997	106	M	6.7	6.2	6.9	180	EURO 6	0,0502	0,0003	-
175	PROACE VERSO RC21 2.0 D-4D S&S 144HP M/T8 COMPACT DSD TD P1 5S FAMILY	1997	106	M	6.7	6.2	6.9	180	EURO 6	0,0393	-	1,37
176	PROACE VERSO RC21 2.0 D-4D S&S 144HP M/T8 COMPACT DSD TD P1 5S FAMILY + 12E 12F	1997	106	M	6.7	6.2	6.9	180	EURO 6	0,0393	-	1,37
177	PROACE VERSO RC21 2.0 D-4D S&S 144HP M/T8 COMPACT DSD TD P1 5S FAMILY BLACK	1997	106	M	6.7	6.2	6.9	180	EURO 6	0,0393	-	1,37
178	PROACE VERSO RC21 2.0 D-4D S&S 144HP M/T8 COMPACT DSD TD P1 5S FAMILY BLACK	1997	106	M	6.7	6.2	6.9	180	EURO 6	0,0393	-	1,37
179	PROACE VERSO RC21 2.0 D-4D S&S 144HP M/T8 COMPACT SSD TD P1 5S SHUTTLE	1997	106	M	6.7	6.2	6.9	180	EURO 6	0,0393	-	1,37
180	PROACE VERSO RC21 2.0 D-4D S&S 144HP M/T8 LONG DSD TD P1 5S FAMILY + (-C2)	1997	106	M	6.9	6.4	7.0	184	EURO 6	0,0393	-	1,37
181	PROACE VERSO RC21 2.0 D-4D S&S 144HP M/T8 LONG DSD TD P1 5S FAMILY + 3D,12E,12F,26,30D/E,30F,-C2	1997	106	M	6.9	6.4	7.0	184	EURO 6	0,0393	-	1,37
182	PROACE VERSO RC21 2.0 D-4D S&S 144HP M/T8 LONG DSD TD P1 5S FAMILY BLACK	1997	106	M	6.9	6.4	7.0	184	EURO 6	0,0393	-	1,37
183	PROACE VERSO RC21 2.0 D-4D S&S 144HP M/T8 LONG DSD TD P1 5S FAMILY BLACK	1997	106	M	6.9	6.4	7.0	184	EURO 6	0,0393	-	1,37
184	PROACE VERSO RC21 2.0 D-4D S&S 144HP M/T8 LONG DSD TD P1 6S VIP	1997	106	M	7.3	6.7	7.2	190	EURO 6	0,0393	-	1,37
185	PROACE VERSO RC21 2.0 D-4D S&S 144HP M/T8 LONG DSD TD P1 6S VIP	1997	106	M	7.3	6.7	7.2	190	EURO 6	0,0393	-	1,37
186	PROACE VERSO RC21 2.0 D-4D S&S 144HP M/T8 LONG DSD TD P1 8S VIP BLACK	1997	106	M	7.3	6.7	7.2	190	EURO 6	0,0393	-	1,37
187	PROACE VERSO RC21 2.0 D-4D S&S 144HP M/T8 LONG DSD TD P1 8S FAMILY	1997	106	M	7.1	6.5	7.1	186	EURO 6	0,0393	-	1,37
188	PROACE VERSO RC21 2.0 D-4D S&S 144HP M/T8 LONG DSD TD P1 8S FAMILY + 12E 12F	1997	106	M	7.1	6.5	7.1	186	EURO 6	0,0393	-	1,37
189	PROACE VERSO RC21 2.0 D-4D S&S 144HP M/T8 LONG DSD TD P1 8S FAMILY + 12E 12F	1997	106	M	7.1	6.5	7.1	186	EURO 6	0,0393	-	1,37
190	PROACE VERSO RC21 2.0 D-4D S&S 144HP M/T8 LONG DSD TD P1 8S FAMILY + 3D, 12E, 12F, 13Q, 26	1997	106	M	7.2	6.7	7.3	191	EURO 6	0,0393	-	1,37
191	PROACE VERSO RC21 2.0 D-4D S&S 144HP M/T8 LONG DSD TD P1 8S FAMILY + 4D	1997	106	M	7.1	6.5	7.1	186	EURO 6	0,0393	-	1,37
192	PROACE VERSO RC21 2.0 D-4D S&S 144HP M/T8 LONG DSD TD P1 8S FAMILY + 4D	1997	106	M	7.1	6.5	7.1	186	EURO 6	0,0393	-	1,37
193	PROACE VERSO RC21 2.0 D-4D S&S 144HP M/T8 LONG DSD TD P1 8S FAMILY + 7D, 12E, 12F	1997	106	M	7.1	6.5	7.1	186	EURO 6	0,0393	-	1,37



194	PROACE VERSO RC21 2.0 D-4D S&S 144HP M/T8 LONG DSD TD P1 8S FAMILY BLACK	1997	106	M	7.1	6.5	7.1	186	EURO 6	0.0393	-	1.37
195	PROACE VERSO RC21 2.0 D-4D S&S 144HP M/T8 LONG SSD TD P1 8S COMBI + 43, 56, X3	1997	106	M	7.0	6.4	7.1	185	EURO 6	0.0393	-	1.37
196	PROACE VERSO RC21 2.0 D-4D S&S 144HP M/T8 LONG SSD TD P1 8S SHUTTLE	1997	106	M	7.0	6.5	7.1	186	EURO 6	0.0393	-	1.37
197	PROACE VERSO RC21 2.0 D-4D S&S 144HP M/T8 LONG SSD TD P1 8S COMBI + 43	1997	106	M	7.0	6.5	7.1	186	EURO 6	0.0393	-	1.37
198	PROACE VERSO RC21 2.0 D-4D S&S 144HP M/T8 LONG SSD TD P1 8S COMBI + 43	1997	106	M	7.0	6.5	7.1	186	EURO 6	0.0393	-	1.37
199	PROACE VERSO RC21 2.0 D-4D S&S 144HP M/T8 MEDIUM DSD TD P1 5S FAMILY + 3D, 30D/E, -C2	1997	106	M	6.9	6.3	7.0	182	EURO 6	0.0393	-	1.37
200	PROACE VERSO RC21 2.0 D-4D S&S 144HP M/T8 MEDIUM DSD TD P1 5S FAMILY BLACK	1997	106	M	6.9	6.3	6.9	182	EURO 6	0.0393	-	1.37
201	PROACE VERSO RC21 2.0 D-4D S&S 144HP M/T8 MEDIUM DSD TD P1 5S SHUTTLE + (-A4)	1997	106	M	6.9	6.3	7.0	183	EURO 6	0.0393	-	1.37
202	PROACE VERSO RC21 2.0 D-4D S&S 144HP M/T8 MEDIUM DSD TD P1 5S SHUTTLE + (-A4)	1997	106	M	6.9	6.3	7.0	183	EURO 6	0.0393	-	1.37
203	PROACE VERSO RC21 2.0 D-4D S&S 144HP M/T8 MEDIUM DSD TD P1 6S VIP	1997	106	M	7.1	6.6	7.1	187	EURO 6	0.0393	-	1.37
204	PROACE VERSO RC21 2.0 D-4D S&S 144HP M/T8 MEDIUM DSD TD P1 6S VIP BLACK	1997	106	M	7.1	6.6	7.1	187	EURO 6	0.0393	-	1.37
205	PROACE VERSO RC21 2.0 D-4D S&S 144HP M/T8 MEDIUM DSD TD P1 8S FAMILY	1997	106	M	7.0	6.5	7.0	185	EURO 6	0.0393	-	1.37
206	PROACE VERSO RC21 2.0 D-4D S&S 144HP M/T8 MEDIUM DSD TD P1 8S FAMILY + 3D, 12F, 26	1997	106	M	7.0	6.5	7.0	185	EURO 6	0.0393	-	1.37
207	PROACE VERSO RC21 2.0 D-4D S&S 144HP M/T8 MEDIUM DSD TD P1 8S FAMILY + 3D, 12F, 30D/E	1997	106	M	7.0	6.5	7.0	185	EURO 6	0.0393	-	1.37
208	PROACE VERSO RC21 2.0 D-4D S&S 144HP M/T8 MEDIUM DSD TD P1 8S FAMILY + 5L/9	1997	106	M	7.0	6.5	7.0	185	EURO 6	0.0393	-	1.37
209	PROACE VERSO RC21 2.0 D-4D S&S 144HP M/T8 MEDIUM DSD TD P1 8S FAMILY + 12E 12F	1997	106	M	7.0	6.5	7.0	185	EURO 6	0.0393	-	1.37
210	PROACE VERSO RC21 2.0 D-4D S&S 144HP M/T8 MEDIUM DSD TD P1 8S FAMILY BLACK	1997	106	M	7.0	6.5	7.0	185	EURO 6	0.0393	-	1.37
211	PROACE VERSO RC21 2.0 D-4D S&S 144HP M/T8 MEDIUM DSD TD P1 8S FAMILY BLACK	1997	106	M	7.0	6.5	7.0	185	EURO 6	0.0393	-	1.37
212	PROACE VERSO RC21 2.0 D-4D S&S 144HP M/T8 MEDIUM DSD TD P2 8S FAMILY + 3D, 12F, 26, 21M	1997	106	M	7.2	6.7	7.3	192	EURO 6	0.0393	-	1.37
213	PROACE VERSO RC21 2.0 D-4D S&S 144HP M/T8 MEDIUM SSD TD P1 8S SHUTTLE	1997	106	M	7.0	6.4	7.0	184	EURO 6	0.0393	-	1.37
214	PROACE VERSO RC21 2.0 D-4D S&S 144HP M/T8 MEDIUM SSD TD P1 8S COMBI	1997	106	M	7.0	6.4	7.0	184	EURO 6	0.0393	-	1.37
215	PROACE VERSO RC21 2.0 D-4D S&S 144HP M/T8 MEDIUM SSD TD P1 8S COMBI	1997	106	M	7.0	6.4	7.0	184	EURO 6	0.0393	-	1.37
216	PROACE VERSO RC21 2.0 D-4D S&S 180HP A/T8 LONG DSD TD P1 6S VIP + 12J 12M	1997	130	A	8.2	7.1	7.2	190	EURO 6	0.024	0.00153	-
217	PROACE VERSO RC21 2.0 D-4D S&S 180HP A/T8 LONG DSD TD P1 6S VIP + 12J 12M	1997	130	A	8.2	7.1	7.2	190	EURO 6	0.024	0.00153	-
218	PROACE VERSO RC21 2.0 D-4D S&S 180HP A/T8 LONG DSD TD P1 6S VIP BLACK + 12J 12M	1997	130	A	8.2	7.1	7.2	190	EURO 6	0.024	0.00153	-
219	PROACE VERSO RC21 2.0 D-4D S&S 180HP A/T8 LONG DSD TD P1 8S FAMILY	1997	130	A	8.1	6.9	7.1	187	EURO 6	0.024	0.00153	-
220	PROACE VERSO RC21 2.0 D-4D S&S 180HP A/T8 LONG DSD TD P1 8S FAMILY BLACK	1997	130	A	8.1	6.9	7.1	187	EURO 6	0.024	0.00153	-
221	PROACE VERSO RC21 2.0 D-4D S&S 180HP A/T8 LONG DSD TD P1 8S SHUTTLE	1997	130	A	8.1	6.9	7.1	187	EURO 6	0.024	0.00153	-
222	PROACE VERSO RC21 2.0 D-4D S&S 180HP A/T8 LONG DSD TD P1 8S SHUTTLE	1997	130	A	8.1	6.9	7.1	187	EURO 6	0.024	0.00153	-
223	PROACE VERSO RC21 2.0 D-4D S&S 180HP A/T8 MEDIUM DSD TD P1 6S VIP + 12J 12M	1997	130	A	8.3	7.1	7.2	189	EURO 6	0.024	0.00153	-
224	PROACE VERSO RC21 2.0 D-4D S&S 180HP A/T8 MEDIUM DSD TD P1 6S VIP + 12J 12M	1997	130	A	8.3	7.1	7.2	189	EURO 6	0.024	0.00153	-
225	PROACE VERSO RC21 2.0 D-4D S&S 180HP A/T8 MEDIUM DSD TD P1 6S VIP BLACK + 12J 12M	1997	130	A	8.3	7.1	7.2	189	EURO 6	0.024	0.00153	-
226	PROACE VERSO RC21 2.0 D-4D S&S 180HP A/T8 MEDIUM DSD TD P1 8S FAMILY BLACK	1997	130	A	8.1	6.9	7.1	186	EURO 6	0.024	0.00153	-
227	PROACE VERSO RC21 2.0 D-4D S&S 180HP A/T8 MEDIUM DSD TD P1 8S FAMILY BLACK	1997	130	A	8.1	6.9	7.1	186	EURO 6	0.024	0.00153	-
228	PROACE VERSO RC21 2.0 D-4D S&S 180HP A/T8 MEDIUM DSD TD P1 8S SHUTTLE	1997	130	A	8.1	6.9	7.1	186	EURO 6	0.024	0.00153	-
229	PROACE VERSO RC21 2.0 D-4D S&S 180HP A/T8 MEDIUM DSD TD P1 8S SHUTTLE	1997	130	A	8.1	6.9	7.1	186	EURO 6	0.024	0.00153	-
1	bZ4X - NG '22 ELEGANT	-	150	A	-	-	-	0	-	-	-	-
2	bZ4X - NG '22 ELEGANT AWD	-	80	A	-	-	-	0	-	-	-	-
3	bZ4X - NG '22 EXECUTIVE	-	150	A	-	-	-	0	-	-	-	-
4	bZ4X - NG '22 EXECUTIVE AWD	-	80/80	A	-	-	-	0	-	-	-	-
5	bZ4X - NG '22 EXECUTIVE TECH	-	150	A	-	-	-	0	-	-	-	-
6	bZ4X - NG '22 EXECUTIVE TECH AWD	-	80/80	A	-	-	-	0	-	-	-	-
7	bZ4X - NG '22 PREMIUM	-	150	A	-	-	-	0	-	-	-	-
8	bZ4X - NG '22 PREMIUM AWD	-	80/80	A	-	-	-	0	-	-	-	-
9	bZ4X - NG '22 STYLE	-	150	A	-	-	-	0	-	-	-	-
10	bZ4X - NG '22 STYLE AWD	-	80	A	-	-	-	0	-	-	-	-
11	UX 300e 5D E-CVT COMFORT	-	150	A	-	-	-	0	-	-	-	-
12	UX 300e 5D E-CVT LUXURY	-	150	A	-	-	-	0	-	-	-	-
13	UX 300e 5D E-CVT LUXURY SR	-	150	A	-	-	-	0	-	-	-	-
14	UX 300e 5D E-CVT PREMIUM	-	150	A	-	-	-	0	-	-	-	-

Električna energija



3.2 Spisak 10 najekonomičnijih modela Toyota i Lexus vozila

Mlazna motorizacijska kategorija M1	Vrsta goriva	Model	Motor		Preenos snage – mehanički (M), električni, A (automatski)	Potrošnja goriva *						Emisije GHG*						CO2-Efikasnost	Nivo izduvne emisije	Emisije загађујућих материја у ваздуху *							Potrošnja električne energije i dometa **			
			Radna zapremina	Snaga		Niska	Srednja	visoka	Veoma visoka	Kombinovana	Ponderisana, kombinovana	Niske	Srednje	Visoke	Veoma visoke	Kombinovane	Ponderisane, kombinovane			Azot oksidi (NOx)	Čestice	Broj čestica	Ugljen monoksid (CO)	Ugljeni ugljovodonični (THC)	Ukupni ugljovodonični i azot oksid (THC+NOx)	Nemetanski ugljovodonični (NMHC)	Potrošnja električne energije ***	Električni domet ***	Električni domet za gradsku vožnju ***	Referentna vrednost emisije CO2
			cm ³	kW		MVA	l/100km ili m ³ /100km ili kg/100 km						g/km							g/km	g/km	X10 ¹¹	g/km	g/km	g/km	g/km	Wh/km	km	km	Klasa
Toyota	benzin/elektro	C HR MY22 1.8 HSD 5D E-CVT C-ENTER SMART	1798	72	A	4.2	4.0	4.4	6.2	4.9	-	95	90	99	139	111	-	-	EURO 6	0,0019	-	-	0,1307	0,0158	-	0,0137	-	-	-	A
Toyota	benzin/elektro	COROLLA HB MY22 1.8 HSD 5D E-CVT SOL	1798	72	A	4.3	3.9	4.4	6.2	4.9	-	96	88	99	140	111	-	-	EURO 6	0,0023	-	-	0,1012	0,0148	-	0,0134	-	-	-	A
Toyota	benzin/elektro	COROLLA TS MY22 1.8 HSD 5D E-CVT TERRA	1798	72	A	4	3.6	4	5.7	4.5	-	90	81	90	128	102	-	-	EURO 6	0,0023	-	-	0,1012	0,0148	-	0,0134	-	-	-	A+
Toyota	benzin/elektro	COROLLA SD MY21 1.8 HSD 4D E-CVT LUNA	1798	72	A	4	3.7	4	5.6	4.5	-	90	85	91	127	102	-	-	EURO 6	0,0025	-	-	0,0899	0,0116	-	0,0101	-	-	-	A+
Toyota	benzin/elektro	HIGHLANDER 2.5 HSD AWD 5D E-CVT ELEGANT	2487	140	A	6.6	5.8	5.8	7.7	6.6	-	150	131	131	173	149	-	-	EURO 6	0,0067	0,00024	-	0,2163	0,0180	-	0,0146	-	-	-	A
Toyota	benzin/elektro	RAV4 PLUG-IN 2.5 HSD AWD 5D E-CVT STYLE	2487	136	A	7.7	5.3	5.7	7.7	6.6	-	175	120	129	174	149	-	-	EURO 6	0,0042	0,0001	-	0,1261	0,0133	-	0,0115	-	-	-	A
Toyota	benzin/elektro	RAV4 MC22 2.5 HSD AWD 5D E-CVT COMFORT	2487	131	A	5.5	4.7	4.9	7.0	5.7	-	124	107	110	158	128	-	-	EURO 6	0,0022	0,0000	-	0,1731	0,0169	-	0,0135	-	-	-	A
Toyota	benzin/elektro	YARIS MY21 1.5 HSD HB 5D E-CVT SOL	1490	68	A	2.9	3.0	3.5	5.0	3.8	-	67	68	79	113	87	-	-	EURO 6	0,0095	-	-	0,1487	0,0246	-	0,0211	-	-	-	A+
Toyota	električna energija	bZ4X - NG '22 ELEGANT AWD	-	80	A	-	-	-	-	-	-	-	-	-	-	-	-	EURO 6	-	-	-	-	-	-	-	159	468	611	A+	
Lexus	električna energija	UX 300e 5D E-CVT COMFORT	-	150	A	-	-	-	-	-	-	-	-	-	-	-	-	EURO 6	-	-	-	-	-	-	-	-	313	-	A+	

