



2020
MARKET RATE
SURVEY REPORT



Table of Contents

INTRODUCTION	1
METHOD	3
Market Rate Survey	3
Narrow Cost Analysis.....	3
STUDY RESULTS	5
MRS Results	5
Narrow Cost Analysis.....	7
COVID-19 Pandemic	13
References.....	17
APPENDIX A	A-1
Enrollment Details of Respondents.....	A-1
APPENDIX B	B-1
Licensed Center Surveys.....	B-1
APPENDIX C	C-1
Home-based Child Care Surveys	C-1



INTRODUCTION

The State of Iowa receives federal funds through the Child Care and Development Block Grant (CCDBG) to assist low-income families with accessing quality child care when they are attending school, working, or a combination of both. In Iowa, this program is known as Child Care Assistance (CCA), which is administered by the Iowa Department of Human Services (DHS). A federal requirement of obtaining and utilizing these funds is to periodically evaluate the market rate of child care services throughout the State so that CCA reimbursement rates can be adjusted to ensure equal access to care for children on the CCA program. The DHS must do this by conducting a Market Rate Survey (MRS) or other methodology that is statistically valid, no less often than every 3 years.

In addition to the MRS, federal regulations require that the DHS estimate the cost of care necessary to support 1) implementation of regulatory requirements (including health, safety, quality and staffing requirements) and 2) higher quality care at each level of quality.

To facilitate a common understanding of the terms used throughout the remainder of the report we have defined these terms related to the federal requirements of the MRS report below.

A **Market Rate Survey** is an analysis of data regarding the price of the child care market, including variation by geographic location, child care facility category, and the ages of children served.

The **Narrow Cost Analysis** is an estimate of the cost to child care programs to:

1. Implement health, safety, quality, and staffing requirements (Iowa Regulatory Requirements)
2. Implement higher-quality care, as defined by the Lead Agency using a quality rating and improvement system or other system of quality indicators, at each level of quality (Iowa Quality Rating System Requirements)

The **Base Rate** is the foundational reimbursement rate before any differentials are applied for higher quality. In Iowa this would be our CCA reimbursement rates for programs that do not have a current rating in the Iowa Quality Rating System.

METHOD

MARKET RATE SURVEY

Iowa uses rate data from the statewide Child Care Resource and Referral (CCR&R) NACCRRRAware database of active full-time child care providers for their Market Rate Survey. Iowa CCR&R is required to update this rate information annually, per the state contract.

The CCR&R NACCRRRAware database rates are broken out into four categories; hourly, daily, weekly and monthly. First, all provider rates are converted to half-day rates (as Iowa reimburses per unit which is a 5 hour timeframe). The rates are then split out by type of care and age groups.

The four types of care are: Licensed Child Care Centers, Child Development Home C, Child Development Home A & B and Non-Registered Family Home, and the three age groups are: Infant/Toddler, Pre-School, and School Age which makes a total of 12 separate rate categories. The 75th percentile of each of the 12 rate categories is then calculated using SPSS Statistical software.

SPSS Statistical software was also used to analyze urban/rural rates. For urban counties in Iowa, the Metropolitan Statistical Areas defined by the U.S. Office of Management and Budget (OMB) for Census data are used.

NARROW COST ANALYSIS

The Iowa Department of Human Services (DHS), Child Care Bureau, in partnership with researchers at Iowa State University (ISU), used an online survey to conduct a narrow cost analysis. Narrow Cost Analysis was defined as “a small-scale cost survey to examine the cost of child care services” (U.S. Department of Health and Human Services, 2018). The aims of this study were to determine cost necessary to support:

- ▶ Compliance with regulatory requirements (including health, safety, quality, and staffing requirements)
- ▶ Fulfilling requirements for different levels within the Iowa Quality Rating System (QRS)

Provider Surveys

In preparation for the provider survey, ISU team members reviewed the 2017 Iowa Department of Human Services Market Rate Survey as well as regulatory requirements related to health, safety, quality, and staffing, and quality indicators as specified by the Iowa QRS. Items derived from these three sources were included in the survey and grouped into like categories to minimize respondent burden. Qualtrics online survey software was used to build and disseminate the surveys (see Appendix B for full surveys). Separate surveys were constructed for licensed centers and child development homes (including

non-registered homes), but routing structures within the survey provided for respondents to answer or skip questions as were relevant to them (e.g., does the program own a vehicle? participate in QRS?). Additionally, programs were asked to report on their enrollment and staffing. After three email reminders had been sent, providers who had not yet responded were sent a short version of the survey asking them to provide total costs by category— salary and benefits, supplies, facilities, and outsourced services (e.g., cleaning company, accountant). Responses to both the original and short surveys have been combined and are presented here.

Recognizing that the 2020 budget year would be atypical due to the Covid-19 pandemic, the research team added additional Covid-19 related questions. Respondents were asked to report on their enrollment in both March 2020, which was expected to better reflect their typical enrollment, and December 2020, which might reflect attrition due to the pandemic and resulting economic situation. Respondents were also asked to report on days the program was closed for reasons related to Covid-19 and if families paid tuition for those days. Open-ended opportunities to provide more information about the impact of Covid-19 on the program were provided.

Sampling Frame

A total of 3,504 child care facilities were sent email links to the survey, including 1,038 licensed centers, and 2,466 child development homes (CDH) and unregistered homes. Responses with 60% or greater completion of the survey, cost information, and enrollment data for at least one time point were retained in the sample. A total of 192 licensed center respondents, representing 203 sites, make up the center sample for a response rate of 18.79%. See table A1 in Appendix A for detailed response rates by various characteristics. A total of 234 CDHs were retained in the sample for a response rate of 10.20%. See table A2 in appendix A for details. Non-registered homes whose information was on file with Child Care Resource and Referral were contacted to complete the survey; however, only six respondents had both enrollment and cost data, thus data for non-registered homes is not presented.

Table 1. Sampling Frame

	Centers	Child Development Homes
Sent emails*	1038	2295
Surveys opened	487	450
Complete Surveys “finished”	271	194
Resent Short Survey*	864	2050
Completed short survey	107	60
>60% progress	207	272
Valid in sample	192	234
Response rate	18.79%	10.20%

**Adjusted to remove failed and bounced-back emails*

STUDY RESULTS

MRS RESULTS

Data from the 2020 statewide MRS found that the 75th percentile of 2020 rates ranged from \$12.50 per half day to \$23.21 per half day; with the lowest rate being for school-age care in a Category A or B CDHs and the highest rate being for infant and toddler care in a licensed center. Table 2 shows the 75th percentile of the 2020 MRS broken out by type of care and age of child. Half day rates for special needs care are calculated by taking the basic rate times 1.5 and are shown in Table 3. Rates for non-registered child care homes are not included in the charts as these rates remain unchanged due to legislative direction which states the DHS shall, "...set rates in a manner so as to provide incentives for a nonregistered provider to become registered by applying the increase only to registered and licensed providers."

Table 2. 75th Percentile of Half Day Rates from the 2020 Iowa Child Care Provider Market Rate Survey-All Providers Statewide

Age Group	Licensed Center		Child Development Home Category C		Child Development Homes Category A & B	
	Rate	#	Rate	#	Rate	#
Infant/Toddler	23.21	1575	15.25	1739	14.00	7842
Preschool	20.00	1211	15.00	1190	13.75	5363
School-Age	16.00	1137	14.50	662	12.50	3461

= number of valid responses

Table 3: Half-Day Rates for Special Needs Care

Age Group	Licensed Center	Child Development Home Category C	Child Development Homes Category A & B
	Rate	Rate	Rate
Infant/Toddler	34.82	22.88	21.00
Preschool	30.00	22.50	20.63
School-Age	24.00	21.75	18.75

When the current maximum base rates paid by the Child Care Assistance (CCA) program, are compared with the results from the 2020 market rate survey the DHS found that CCA base rates range from the 25th percentile to the 60th percentile of the 2020 data. However the DHS is in the process of updating the CCA rate maximums which will take effect in July 2021 and therefore new CCA rate information is used below. When the new CCA base rates are compared to the 2020 MRS data the base rates range from 50th percentile to 60th percentile (See Table 4)

Additionally Iowa has tiered its CCA reimbursement rates to provide higher maximums for programs with a current rating in the Iowa Quality Rating System (QRS). These rates will also be updated in July 2021 to reflect data from the 2020 MRS. Programs with a QRS 1 or 2 rating will have rate maximums at the 53rd to the 70th percentile. Programs with a QRS 3 or 4 rating will have rate maximums at the 65th to 72nd percentile and programs with a QRS 5 rating will have rate maximums at the 75th percentile. Please see tables 5, 6 and 7 below.

Table 4. New Maximum CCA Base Rates Compared to the 2020 MRS

Age Group	Licensed Centers		CDH Category A/B		CDH Category C	
	New CCA Base Rate	Percentile of 2020 MRS	New CCA Base Rate	Percentile of 2020 MRS	New CCA Base Rate	Percentile of 2020 MRS
Infant/Toddler	\$19.30	50	\$12.98	60	\$14.00	50
Preschool	\$17.00	50	\$12.50	60	\$13.75	50
School-Age	\$13.50	50	\$10.82	60	\$11.25	50

Table 5. New Maximum CCA Rates for QRS 1 & 2 Compared to the 2020 MRS

Age Group	Licensed Centers		CDH Category A/B		CDH Category C	
	New CCA Base Rate	Percentile of 2020 MRS	New CCA Base Rate	Percentile of 2020 MRS	New CCA Base Rate	Percentile of 2020 MRS
Infant/Toddler	\$20.50	60	\$13.50	70	\$14.50	53
Preschool	\$18.00	60	\$12.75	65	\$14.50	60
School-Age	\$14.75	60	\$11.25	65	\$12.50	60

Table 6. New Maximum CCA Rates for QRS 3 & 4 Compared to the 2020 MRS

Age Group	Licensed Centers		CDH Category A/B		CDH Category C	
	New CCA Base Rate	Percentile of 2020 MRS	New CCA Base Rate	Percentile of 2020 MRS	New CCA Base Rate	Percentile of 2020 MRS
Infant/Toddler	\$21.50	65	\$13.75	72	\$15.00	70
Preschool	\$18.98	65	\$13.00	70	\$14.75	63
School-Age	\$15.00	65	\$12.00	68	\$13.00	65

Table 7: New Maximum CCA Rates for QRS 5 Compared to the 2020 MRS

Age Group	Licensed Centers		CDH Category A/B		CDH Category C	
	New CCA Base Rate	Percentile of 2020 MRS	New CCA Base Rate	Percentile of 2020 MRS	New CCA Base Rate	Percentile of 2020 MRS
Infant/Toddler	\$23.21	75	\$14.00	75	\$15.25	75
Preschool	\$20.00	75	\$13.75	75	\$15.00	75
School-Age	\$16.00	75	\$12.50	75	\$14.50	75

NARROW COST ANALYSIS

Respondents

LICENSED CHILD CARE CENTERS/PRESCHOOLS

Data for 192 licensed centers and preschools who provided both cost and enrollment information are presented here. Three respondents reported for multiple sites with the remaining 181 reporting for single sites. Of these, 44% were in counties considered urban (Black Hawk, Dubuque, Johnson, Linn, Polk, Pottawattamie, Scott, Story, and Woodbury), and 56% were in counties considered rural. The total enrollment of these centers prior to the Covid-19 pandemic (March 1, 2020) ranged from 8-631 children with an average of 76.53 children served, and 6-555 children as of December 1, 2020 with an average of 60.72 children served. Note that 9 respondents reported no enrollment for March 1, 2020, but enrollment for December 1, 2020; 2 respondents reported enrollment for March but not December.

The average annual cost of all the identified regulatory requirements in the survey (see Appendix B) for licensed child care centers was \$394,445.20 with a range from \$1,800-\$6,085,500.

REGISTERED CHILD DEVELOPMENT HOMES (CDH)

Data for 234 registered CDHs who provided both cost and enrollment information are presented here. Forty-one percent of CDHs were in counties considered urban, and 59% of CDHs were in counties considered rural. Average total enrollment for CDHs prior to the Covid-19 pandemic (March 1, 2020) was 9.55 children and ranged from 0-48. Enrollment reported for December 1, 2020, averaged 8.03 and ranged from 0-32. Note that CDHs are more likely to accept part-time children or provide care for multiple shifts, and thus their reported total enrollment numbers may exceed their registered capacity. CDHs were asked to report on regulatory annual costs, as well as additional costs related to QRS participation, vehicles, and Covid-19 related costs. The overall annual regulatory cost averaged \$42,093.76 with a range of \$911.93-\$441,800. It is important to note that 22 CDH respondents reported allotting no salary costs for themselves. Thus, if a financial cost was assigned to all CDH respondents' work time, the cost would be higher.

Enrollment

Licensed centers and CDHs were asked to report on enrollment by child age for March 1, 2020 (“pre-pandemic”) and December 1, 2020 (see Table 8). Note that across age groups, for both centers and CDHs, enrollment dropped from March to December. Text responses indicate that families were hesitant to have children in care, especially if parents had lost their jobs or were now working from home. Additionally, some programs reported having closed during the early days of the pandemic, thus some families made alternative care arrangements during that time and have continued with those arrangements. Average enrollment and reported ranges by age and date are presented below.

Table 8. Average Enrollment by Child Age

Age Group	Licensed Centers (N= 192)		CDH (N= 234)	
	March	December	March	December
Infant/Toddler	20.59 (0-217)	18.80 (0-231)	3.72 (0-16)	3.12 (0-12)
Preschool	30.46 (0-229)	25.71 (0-194)	4.55 (0-27)	3.80 (0-17)
School-Age	23.65 (0-320)	17.44 (0-130)	2.91 (0-15)	2.50 (0-13)

Note. Two dates were requested for enrollment: March 1, 2020 (pre-COVID-19 pandemic) and December 1, 2020 (during the COVID-19 pandemic). NRH were asked to report on December 2020 enrollment.

Regulatory Cost of Care

Regulatory cost of care took into consideration those costs that could be directly attributed to meeting the health, safety, quality, and staffing requirements to be licensed or registered. These included staff salary and benefits (including self for home-based providers), supplies and materials, facilities expenses, and outsourced services directly related to operations that maintain regulatory status. Regulatory costs were calculated as an annual total, then divided by the reported number of enrolled children (annual per child cost), and then divided by 260 days per year to calculate a per child per day (PCPD) average cost (see tables 9, 10). Given that costs are not directly attributable to specific children or child characteristics, such as age, hours attending per week, etc., per child per day costs were estimated as an overall average which is presented for preschool age children. Costs for infants and toddlers and costs for school age children were adjusted from the average using the ratios identified in the Iowa 2020 Market Rate Survey.

Table 9. Overall Regulatory Cost Per Child by Age March 2020

Age Group	Licensed Centers (N= 192)		CDH (N= 223)	
	PCPD	Annual	PCPD	Annual
Infant/Toddler	24.85	6458.83	20.54	5339.17
Preschool	20.70	5382.36	17.86	4642.76
School-Age	16.56	4305.89	16.07	4178.48

Note. CDH = child development homes, NRH=non-registered homes, PCPD=per child per day. Preschool age cost reflects average PCPD. Infant/toddler cost adjustment was 1.2*PCPD for centers and 1.15*PCPD for home-based care. School age cost adjustment was .8*PCPD for centers and .9*PCPD for home-based care.

Table 10. Overall Regulatory Cost per Child by Age December 2020

Age Group	Licensed Centers (N= 192)		CDH (N= 231)	
	PCPD	Annual	PCPD	Annual
Infant/Toddler	30.40	7903.82	26.46	6880.11
Preschool	25.33	6586.52	23.01	5982.70
School-Age	20.26	5269.22	20.71	5384.43

Note. CDH = child development homes, NRH=non-registered homes, PCPD=per child per day. Preschool age cost reflects average PCPD. Infant/toddler cost adjustment was 1.2*PCPD for centers and 1.15*PCPD for home-based care. School age cost adjustment was .8*PCPD for centers and .9*PCPD for home-based care.

VEHICLE COSTS

As far as vehicle costs, 24% of licensed centers reported a business vehicle. Average annual cost was \$6705.09 with a range of \$0-\$33,120. For CDHs, 26% reported using vehicles for their business with an average annual cost of \$2,370.94 with a range of \$0-\$37,000.

RURAL VS. URBAN COSTS

Per child per day costs for each type of care setting were compared for rural and urban counties (see Table 11). Of Iowa's 99 counties, 9 were considered urban (Black Hawk, Dubuque, Johnson, Linn, Polk, Pottawattamie, Scott, Story, Woodbury). Care costs for providers in rural settings were less than those in urban settings.

Table 10. Overall Regulatory Cost per Child by Age December 2020

Age Group	Licensed Centers (N= 192)		CDH (N= 231)	
	PCPD	Annual	PCPD	Annual
Infant/Toddler	30.40	7903.82	26.46	6880.11
Preschool	25.33	6586.52	23.01	5982.70
School-Age	20.26	5269.22	20.71	5384.43

Note. CDH = child development homes, NRH=non-registered homes, PCPD=per child per day. Preschool age cost reflects average PCPD. Infant/toddler cost adjustment was 1.2*PCPD for centers and 1.15*PCPD for home-based care. School age cost adjustment was .8*PCPD for centers and .9*PCPD for home-based care.

PROPORTION OF ANNUAL EXPENSES

Annual costs were divided into four major categories—salary, supplies, facilities, and outsourced services. The salary and benefits category was comprised of costs related to salary, benefits including insurance and retirement, vacation and sick days, and training and onboarding costs. Salary costs for home-based care are reported for self and employees combined, though as noted elsewhere a number of home providers did not report salary costs for themselves and/or reported that their salary is whatever profit is left after other costs have been covered. The supplies category reflects costs for consumables such as food and food preparation supplies, as well as activities and materials for children’s use. In regards to facilities, respondents reported on-going costs such as rent and utilities as well as large expenses anticipated in the next twelve months and expenses related to vehicles. In calculating facilities costs for regulatory expenses, vehicles were not included. Additionally, for homes, facilities costs were calculating using their time-space percentage. Outsourced services include costs centers or homes incur from service providers, such as accountant fees, catered in food, etc. that were not reflected elsewhere. The average distribution of annual costs across categories are presented below.

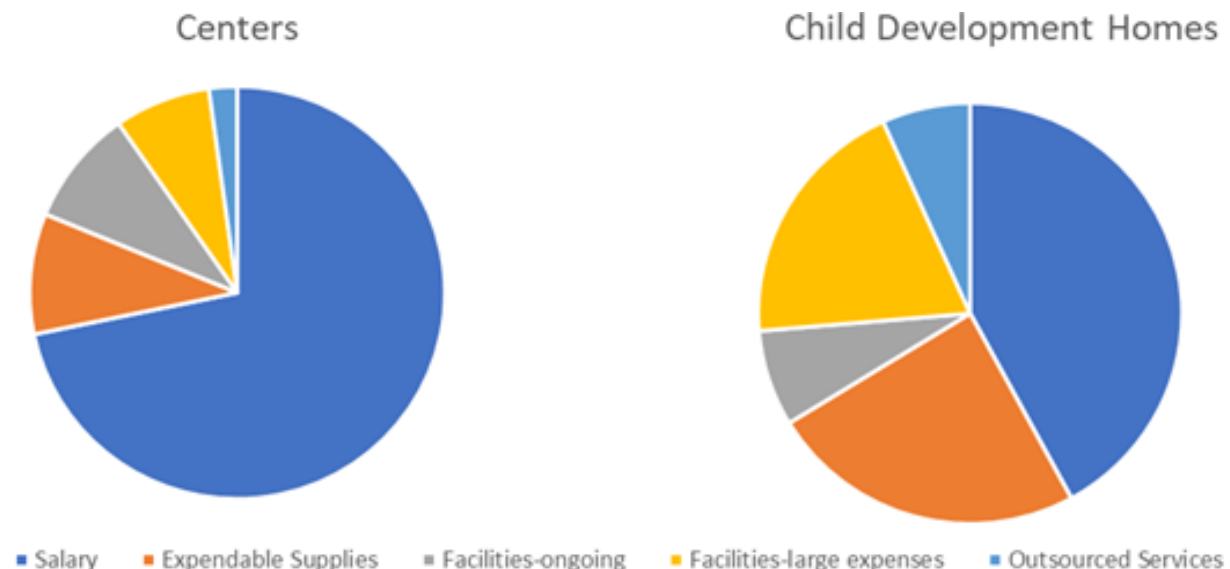


Figure 1. Estimated Proportions of Cost by Category

The greatest expense category for both centers and homes was salary with centers reporting 72% of annual costs going to salary and related benefits. CDHs reported 38% of annual costs going to salary and benefits for the respondent and an additional 4% for employees. Supplies accounted for about 9% of expenses for centers and 24% of expenses for CDHs. Facilities accounted for 17% of expenses for centers and for 26% of expenses for CDHs. Only 2% of costs reported for homes and 7% of costs reported for CDHs were related to outside services. As previously mentioned, numerous CDH respondents reported not taking a salary for themselves, and overall the lower salaries for CDH providers account for the different in distribution of expenses.

Iowa Quality Rating System

Iowa Quality Rating System is a voluntary system that recognizes providers for achieving various quality markers. Quality is indicated by levels ranging from one to five, with level five indicating the highest quality. Programs may incur additional expenses in achieving high levels of quality, paying higher wages for more educated staff or maintaining smaller teacher-child ratios, purchasing additional materials, increased professional development. Per child per day costs for centers and CDHs at various levels of quality are provided (see Table 12, 13).

Table 12. Licensed Centers-QRS Per Child Per Day Cost

	Regulatory Cost	Regulatory + QRS Cost
QRS 1 & 2 (N=24)	\$22.89	\$22.89
QRS 3 & 4 (N=77)	\$24.85	\$25.06
QRS 5 (N=19)	\$43.93	\$44.02
Does not participate (N=75)	\$22.35	\$22.35

Note. Average costs reflect all centers at that QRS level; however, not all centers reported additional QRS costs. Per child costs based on December 1, 2020 enrollment.

Table 13. Registered Homes-QRS Per Child Per Day Costs

	Regulatory Cost	Regulatory + QRS Cost
QRS 1 & 2 (N=45)	\$24.57	\$24.57
QRS 3 & 4 (N=41)	\$28.98	\$30.70
QRS 5 (N=4)	\$35.40	\$35.73
Does not participate (N=141)	\$20.30	\$20.30

Note. Average costs reflect all CDHs; however, not all homes reported additional QRS costs. Several respondents did report that participation in QRS cost them additional time for which they could not pay themselves. Per child costs based on December 1, 2020 enrollment.

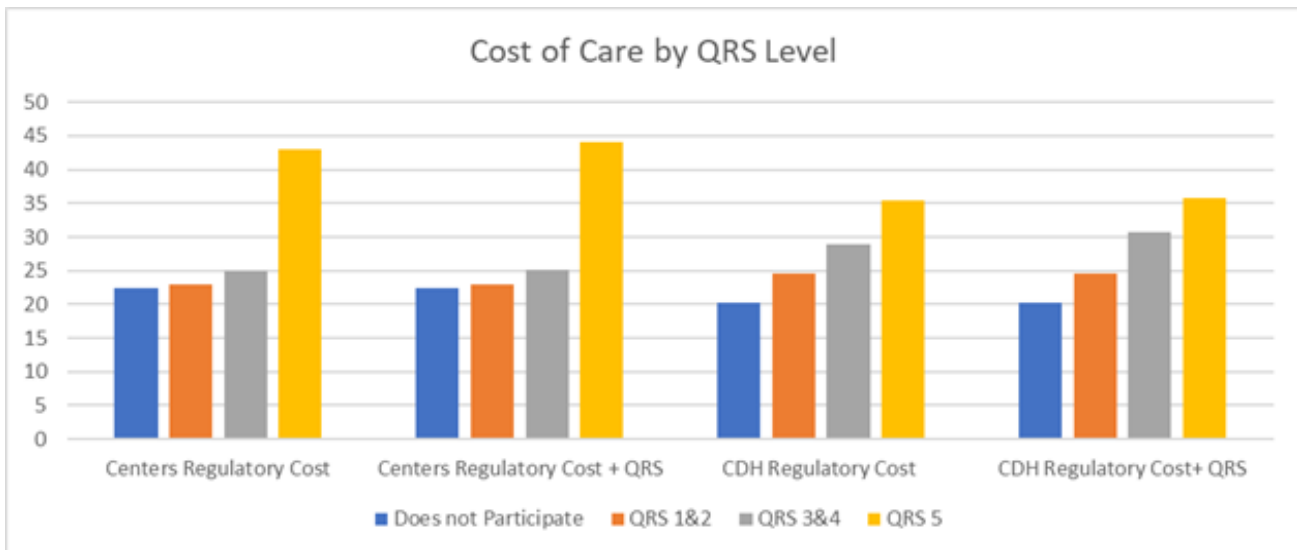


Figure 2. Cost of Care by Provider Type

Child Care Assistance Subsidy

Approximately 86% of centers and 80% of CDHs reported accepting child care assistance (CCA) subsidy. Child care centers and CDHs who do not accept CCA indicated reasons related to demand, payment amount, and procedures (see Table 14 below). Additionally, some centers who accept CCA limit this to their own employees. Respondents provided information about this as well.

Table 14. Acceptance of CCA subsidy

	Licensed Centers	CDH
Accept CCA	86.46%	79.90%
Programs with Children who Receive CCA Currently Enrolled	82.21%	52.08%
Limits on CCA Acceptance	Centers shared that they limit the number of children enrolled eligible for CCA anywhere between 10%-50%, sharing that the reimbursement rate is below what the center charges and must limit enrollees to prevent deficit and break even. One center shared that they only accept CCA for employees' children. 30.21% of centers reported children of employees enrolled who receive CCA.	CDHs responded that they limit CCA enrollment as it is a significantly lower payment, they experience a profit loss, and there is not guarantee of enrollment, parents can leave at any time.

	Licensed Centers	CDH
Reasons Declining CCA	Few families would qualify, no families have asked them to utilize it, have not gone through the process, it takes too much time, they have their own scholarship program.	Not registered for CCA, do not have time for paperwork, families have not requested it, they prefer full payments, payments are not timely.

CCA: A LIFELINE IN THE COVID-19 PANDEMIC

Although multiple centers and homes reported not accepting CCA due to low reimbursement rates, when asked if they would like to share anything else about their experiences during the Covid-19 pandemic, a number stated that the consistent CCA reimbursement was crucial for them. The quotes below highlight this:

“Without the additional funds from the CARES Act and the consistency of CCAQ reimbursement we wouldn’t have even made it this far. I am grateful for the additional funds that have kept us afloat.”

-Licensed Center Director, Washington County

“I still have a family impacted that is not attending, but I’m still able to claim unlimited absences.”

-CDH-B

“DHS stipends, unlimited sick days, and copay coverage helped a lot during this time. We are a center with 90% of our kids on CCA.” Licensed Center Director, Johnson County

COVID-19 PANDEMIC

In light of the extraordinary circumstances of the Covid-19 pandemic in 2020, respondents were asked about additional expenses related to cleaning and sanitizing, additional extra expenses, and about costs related to days closed due to the pandemic. Responses are summarized in Table 15. It must be noted that numerous respondents wrote about the additional time they were spending on tasks related to child care that were not accounted for in reporting financial costs. These included increased laundry and cleaning, additional trips to stores to find limited-stock items, and extending care hours for essential workers.

Table 15. Extra Costs in 2020 related to Covid-19 Pandemic

	Licensed Centers	CDH	NRH
Cleaning and sanitizing	\$1,767 (\$0-\$20,000)	\$1,141.94 (\$0-\$9,600)	\$295 (\$60-\$600)
Other extra costs	55% of centers reported other extra costs including additional staff hours for cleaning and curb-side drop off/pick up, as well as increases in food and supply costs and sub coverage for quarantined teachers.	55% of CDH reported other extra costs including food costs, Covid-19 testing, and having school-agers present more of the day.	33% of NRH respondents reported an increase in other extra costs, but did not specify what they were.
Change in income			
<i>Decrease</i>	61.5%	65%	50 %
<i>No change</i>	27.5%	25%	33%
<i>Increase</i>	10%	9%	17%
Days closed	61% of centers reported some closure related to Covid-19, ranging from 2-140.	34% of CDH reported some closure related to Covid-19, ranging from 1 to 210 days.	None of the NRH's in our sample reported closing for any days.
Tuition families paid on days closed			
<i>None</i>	78.5%	82%	
<i>Partial</i>	16%	16%	
<i>Full</i>	3%	2%	

Note. Iowa Department of Human Services permitted providers who accepted Child Care Assistance (CCA) to continue billing for unlimited absences provided the program was open, operational, and available for to the family, even if the family kept the child home due to illness or out of caution.

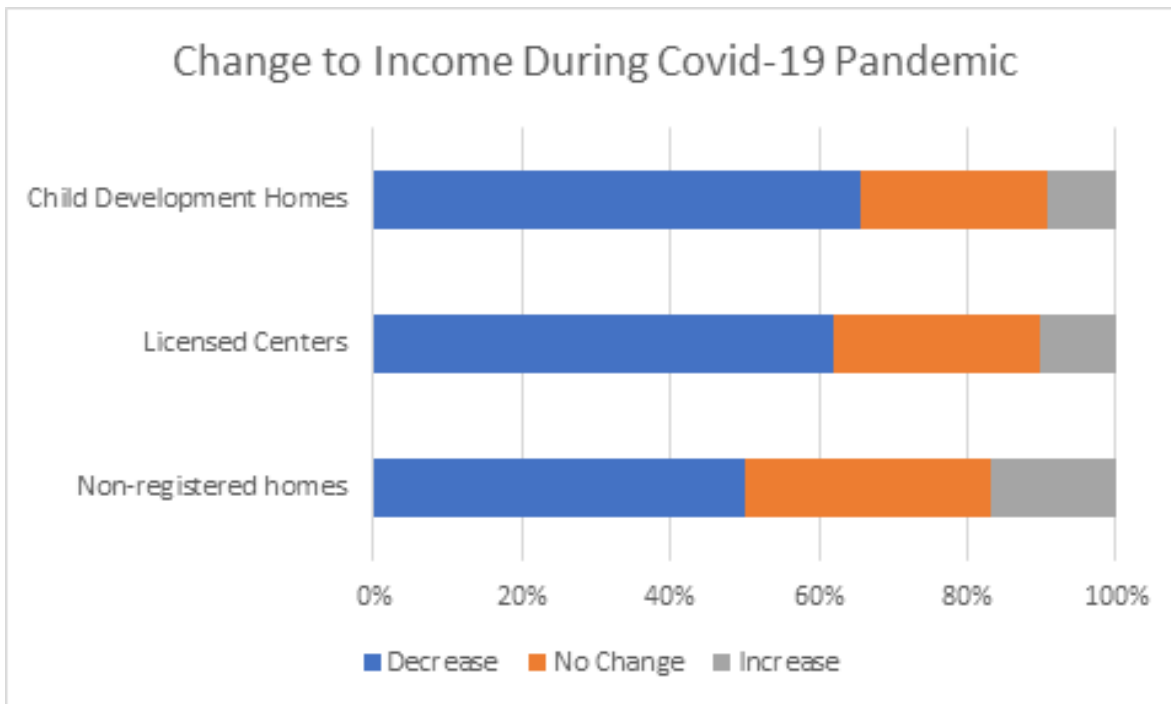


Figure 3. Change to Income During Covid-19 Pandemic

AGENCY RESPONSE

Data for the 2020 Market Rate Survey indicate an increase in rates charged by child care programs since the 2017 MRS. The Department recognized that a CCA rate increase was needed to continue to allow families using CCA to have equal access to child care programs as those seeking care through private pay means. In anticipation of this, the Department informed the legislature of the desire to increase the CCA rates and rate increases were approved. The rate increases effective July 2021 will ensure that base rates are at least 50th percentile of the 2020 MRS and up to the 75th percentile for programs that have a current QRS rating. Additionally, when the new base rates are compared with the average per child per day cost estimated in the *Narrow Cost Analysis*, base rates are sufficient to cover reported costs of meeting regulatory requirements.

The Department was also appreciative of the additional information that child care programs provided around COVID-19 expenses. Early in the pandemic, the DHS sought feedback from providers on COVID-19 effects through virtual town halls, emails, surveys and CCR&R consultants who were in contact with programs. The feedback clearly shared program's concerns about financial stability due to increased costs to accommodate COVID-19 safety measures and decreased revenue due to families keeping children home or children in quarantine. Based on this feedback the Department used funds from the Coronavirus, Aid, Relief and Economic Security (CARES) Act and later the Coronavirus, Response and Relief Supplemental Appropriations (CRRSA) Act to implement monthly stipends to child care programs to support financial sustainability. The information provided in this report supports the increased costs incurred by programs to respond to COVID-19 and the usefulness of the monthly stipends implemented with federal stimulus funds.

REFERENCES

2018. U.S. Department of Health and Human Services, Administration for Children and families, Office of Child Care. List of Potential options for Narrow Cost Analysis. Retrieved from <https://www.acf.hhs.gov/occ/resource/list-of-potential-options-for-narrow-cost-analysis>

APPENDIX A

ENROLLMENT DETAILS OF RESPONDENTS

Table 1A. Center Enrollment Details (mean, range)

	<24 months	2 years	3 years	4 years	5+ years
Mar. 1, 2020	11.22 (0-136)	9.48 (0-81)	13.97 (0-106)	16.57 (0-123)	23.65 (0-320)
Dec. 1, 2020	10.55 (0-125)	8.36 (0-106)	11.61 (0-92)	14.17 (0-102)	17.44 (0-130)
Children with Special Needs	.09 (0-6)	.12 (0-3)	.24 (0-7)	.33 (0-5)	.56 (0-25)
CCA	2.14 (0-56)	1.78 (0-47)	1.90 (0-41)	2.04 (0-45)	4.14 (0-58)

Note. 63% of centers reported no children with special needs enrolled.

Table 2A. CDH Enrollment Details

	<24 months	2 years	3 years	4 years	5+ years
Mar. 1, 2020	1.96 (0-14)	1.76 (0-9)	1.59 (0-12)	1.28 (0-14)	2.95 (0-15)
Dec. 1, 2020	1.71 (0-12)	1.41 (0-6)	1.34 (0-6)	1.06 (0-10)	2.50 (0-13)
Children with Special Needs	.05 (0-4)	.06 (0-3)	.05 (0-2)	.05 (0-2)	.14 (0-5)
CCA	.45 (0-4)	.45 (0-4)	.43 (0-5)	.41 (0-10)	1.34 (0-13)
Relatives	.36 (0-3)	.31 (0-3)	.19 (0-3)	.22 (0-2)	.77 (0-9)

Note. 80% of CDH reported no children with special needs enrolled. 44% of CDH do not report any relatives enrolled.

APPENDIX B

LICENSED CENTER SURVEYS

Iowa Child Care Cost Survey-Center

Welcome to the Iowa Child Care Cost Survey. Thank you for your time and willingness to share information about your program. State and federal stakeholders use information gathered from this survey to determine reimbursement rates and strive to make quality child care accessible to all children. The survey takes about 30-60 minutes to complete. The information you share will be kept confidential, and results will be combined with other provider feedback before it is shared with anyone.

Before beginning the survey, please use the worksheet sent by email to organize a few pieces of information about expenses your program incurred in 2020. You can also download the worksheet here: [Center Worksheet](#)

Thank you for participating. Your input will help us improve accessibility to care and education for all young children in Iowa!

These first few questions are about contact information for you and your program.

Please provide the following information for your program

Program name

Program street address

Program city

Program zip code

Program phone number

Program email

Please provide your DHS KinderTrack (KT) ID

Title which best describes your position

The next several questions are about your program's expenses for 2020 in the following categories: (1) staff, (2) expendables, (3) facilities, and (4) outside services. We understand that costs vary month to month, so you have the option to enter the average **monthly** cost or to enter the **annual** cost. Please answer to the best of your knowledge.

Program expenses for 2020

Please enter 0 if you do not incur any expenses in a particular area.

Cost	Monthly	Annual
Please enter your costs related to staffing;		
Gross salary/wages for all employees, including yourself. Include any costs related to employee health insurance, retirement, or other benefits here.		
Substitutes		
On-boarding new staff (e.g., initial training and background checks)		
Training for staff		
Updating background checks, annual physicals, etc.		
Other (please specify)		

Which of the following benefits does your center offer for employees?

Contribution towards health insurance
Contribution towards retirement
Paid sick leave
Other paid time off

For annual training for staff, what costs do you cover?

Registration for training
Materials for training
Fees for on-site trainers or consultants
Employee wages for time spent in training
Cost of closing center or hiring a sub for training attendance

The next section is about **expendables**, or those items that are used up and need to be replaced regularly.

Please estimate your cost for each item
Please enter 0 if you do not incur any expenses in a particular area.

Cost	Monthly	Annual
Food, beverages, and kitchen supplies <i>(above and beyond what you pay an outside food vendor)</i>		
Educational supplies and materials <i>(e.g., paper, paint, curriculum books)</i>		
Health, safety, and routine care supplies <i>(e.g., gloves, wipes, cleaning supplies)</i>		
Office supplies <i>(including postage)</i>		
Additional costs specific to COVID-19 <i>(e.g., extra hand sanitizer, disposable masks)</i>		

Here we want to know more about **costs** related to your facilities.

Please estimate your cost for each item
Please enter 0 if you do not incur any expenses in a particular area.

Cost	Monthly	Annual
Rent/lease/mortgage		
Utilities <i>(i.e., gas, electric, water, trash pick up)</i>		
Internet, phone, and/or cable		
Furniture and equipment		
Repairs, maintenance, and renovations		
Annual inspections <i>(e.g., well water)</i>		
Other		

Do you expect large expenses in the next 12 months related to any of the following aspects of your **physical facility**? *(check all that apply)*

None

Repairing, increasing, or enhancing dining space

Repairing, increasing, or enhancing classroom space

Repairing, increasing, or enhancing outdoor environment

Repairing, increasing, or enhancing toileting and diapering space

Repairing, increasing, or enhancing indoor gross motor space

Repairing, increasing, or enhancing kitchen and food preparation space

Sufficient lighting, ventilation, heating, and cooling

Environmental hazards *(e.g., lead paint, radon testing, water supply, etc.)*

Storage space children cannot access *(e.g., cleaning products, medication)*

Structural repairs *(e.g., roof, foundation)*

Other

Please estimate the expense(s) you anticipate for the next 12 months in the space below.

None

Repairing, increasing, or enhancing dining space

Repairing, increasing, or enhancing classroom space

Repairing, increasing, or enhancing outdoor environment

Repairing, increasing, or enhancing toileting and diapering space

Repairing, increasing, or enhancing indoor gross motor space

Repairing, increasing, or enhancing kitchen and food preparation space

Sufficient lighting, ventilation, heating, and cooling

Environmental hazards *(e.g., lead paint, radon testing, water supply, etc.)*

Storage space children cannot access *(e.g., cleaning products, medication)*

Structural repairs *(e.g., roof, foundation)*

Other:

Does your center own/operate any vehicles?

Yes No

How many vehicles does your center own/operate?

Please tell us about any **vehicle expenses** you incur:

Please enter 0 if you do not incur any expenses in a particular area.

	Cost	Monthly	Annual
Vehicle lease or loan payment			
Vehicle insurance			
Maintenance and repairs			
Fuel			

In this section, please report on **costs related to outside services**:

Please enter 0 if you do not incur any expenses in a particular area.

	Cost	Monthly	Annual
Legal fees/audits			
Professional fees and permits			
Insurance <i>(please include all types except vehicle insurance and contribution to employee health insurance)</i>			
Tuition billing or payment services <i>(e.g., venmo)</i>			
Parent communication platform <i>(e.g., Tadpoles, HiMama, ClassroomDojo)</i>			
Cleaning service			
Food vendor			
Other			

Please respond to each statement on the left by entering the number of children in each age group for the indicated time periods.

Total Enrollment					
	Under 24 months	2 year olds	3 year olds	4 year olds	5+ year olds
Licensed capacity					
Total enrollment pre-COVID-19 (Mar. 1, 2020)					
Total enrollment at the end of 2020 (Dec. 1, 2020)					
Of children enrolled at the end of 2020 (Dec. 1, 2020), how many were considered a child with special needs?					
Of children enrolled at the end of 2020 (Dec. 1, 2020), how many received child care subsidy (CCA)?					

Thank you for telling us about your program's enrollment and capacity.

When you were answering these questions, what sources of information were you using or thinking about? Please check all that apply.

Enrollment records
Class rosters
Asked teachers
Own knowledge of children and classrooms
Other

Please indicate the number of staff in your program.

Consider teaching staff to be all those whose primary responsibility is to work directly with children.

Consider other staff to include those who primarily provide services that do not fit the prior categories, such as a cook or custodian who is employed by your program.

Please enter 0 if you do not incur any expenses in a particular area.

	Number of Staff	Average Pay	Hourly	Monthly	Annual
Director					
On-site supervisor					
Teaching staff (e.g., lead teachers, assistant teachers, instructional aids)					
Other staff (e.g., cook, custodian)					

Do you participate in CACFP?

Yes	No
-----	----

Please respond to each statement by entering the **number of children** in each age group for the indicated time periods.

If, due to part time arrangements, you care for more than the allotted children, please report on specific part time children to fill the slots (as opposed to averaging across children).

Please use these DHS definitions for relative and child with special needs:

Relatives: children who are, by marriage, blood relationship, or court decree, the grandchild, great grandchild, siblings, niece, or nephew of the child care provider.

“Child with special needs” means a child with one or more of the following conditions:

1. The child has been diagnosed by a physician or by a person endorsed for service as a school psychologist by the Iowa department of education to have a developmental disability which substantially limits one or more major life activities, and the child requires professional treatment, assistance in self-care, or the purchase of special adaptive equipment.
2. The child has been determined by a qualified intellectual disability professional to have a condition which impairs the child’s intellectual and social functioning.
3. The child has been diagnosed by a mental health professional to have a behavioral or emotional disorder characterized by situationally inappropriate behavior which deviates substantially from behavior appropriate to the child’s age, or which significantly interferes with the child’s intellectual, social, or personal adjustment

Do you accept **Child Care Assistance (CCA)** subsidy? Please indicate all that apply.

Yes, but none are currently enrolled.

Yes, we currently have children of employees enrolled who use CCA.

Yes, we currently have children whose parents' are not center employees enrolled who use CCA.

No, we do not accept CCA subsidy

Programs have many reasons for not accepting CCA. If your center does not accept CCA subsidy, describe why:

Some programs that accept CCA limit the number of children for whom they can take CCA at a time. If your program has a limit, please tell us why.

Other than increased costs related to personal protective equipment (PPE) and cleaning supplies, have costs increased in relation to COVID-19 (e.g., staff)?

Yes

No

What additional costs related to COVID-19 are you experiencing? Please provide an estimate of the additional cost (e.g., extra teacher hours for curbside drop-off, about \$200/month).

Has your income changed in relation to COVID-19 pandemic?

Yes, it has *decreased*.

Yes, it has *increased*.

No, it has not changed.

Did you have to close for COVID-related reasons?

Yes No

We understand that centers may have had to close multiple times, please enter how many total days in 2020 you were closed for COVID-related reasons?

On days you were closed for COVID-related reasons, did families pay tuition?

Yes, full tuition for all days

Yes, partial tuition or tuition for some days

No, families did not pay tuition or it was refunded

What level QRS rating does your center currently hold?

1

2

3

4

5

Was this the first year that you applied for QRS rating?

Yes No

When was your most recent QRS renewal (mm/dd/yy)?

When you initially started participating in QRS and achieved a **Level 1** rating, did your center incur any additional costs beyond those already reported?

If yes, please explain.

Yes No

If yes:

Please identify any additional costs to your center related to CACFP not previously described:

When you achieved a **Level 2** rating, did your center incur any additional costs beyond those already reported?

If yes, please explain.

Yes

No

If yes:

The next several questions are organized by QRS points category.

In the QRS category **PROFESSIONAL DEVELOPMENT**, for which of these did your center earn QRS points?

National Administrator Credential

pre-Kindergarten principal license

Aim4Excellence™ credential

Head Start Management Acceleration Program

Graduate coursework at a university

Undergraduate coursework at a university or college

Child Development Associate (CDA) credential

Additional annual training beyond the 6 hours required by licensing regulations

Please estimate the **annual** cost to your center for each item.

	Cost
National Administrator Credential	
pre-Kindergarten principal license	
Aim4Excellence™ credential	
Head Start Management Acceleration Program	
Graduate coursework at a university	
Undergraduate coursework at a university or college	
Child Development Associate (CDA) credential	
Additional annual training beyond the 6 hours required by licensing regulations	

In the QRS category **HEALTH & SAFETY**, for which of these did your center earn QRS points?

College credit for health, safety, & nutrition coursework
Other additional health and safety training
Development and implementation of emergency preparedness plan
Development and implementation of enhanced health and safety policies (not related to Covid-19)
Making changes or corrections suggested by your Child Care Nurse Consultant (CCNC)

Please estimate the **annual** cost to your center for each item.

	Cost
College credit for health, safety, & nutrition coursework	
Other additional health and safety training	
Development and implementation of emergency preparedness plan	
Development and implementation of enhanced health and safety policies (not related to Covid-19)	
Making changes or corrections suggested by your Child Care Nurse Consultant (CCNC)	

In the QRS category **ENVIRONMENT**, for which of these did your center earn QRS points?

Training on Environmental Rating Scales

Training in Iowa Quality Preschool Program Standards (IQPPS)

Maintaining enhanced ratios (meets NAEYC or NAA standards)

Iowa Quality Preschool Program Standards (IQPPS) verification

Compliance with Head Start Performance Standards

Applied for Accreditation

Other

Please estimate the **annual** cost to your center for each item.

Cost

Training on Environmental Rating Scales

Training in Iowa Quality Preschool Program Standards (IQPPS)

Maintaining enhanced ratios (meets NAEYC or NAA standards)

Iowa Quality Preschool Program Standards (IQPPS) verification

Compliance with Head Start Performance Standards

Applied for Accreditation

Other

In the QRS category **FAMILY & COMMUNITY PARTNERSHIPS**, for which of these did your center earn QRS points?

New parent orientation, including copy of policies and procedures
Annual conferences with parents
Annual parent group meeting
Quarterly parent advisory board meetings
Collecting annual parent survey
Making changes in response to annual parent survey
Director or program membership in related professional organization

Please estimate the **annual** cost to your center for each item.

	Cost
New parent orientation, including copy of policies and procedures	
Annual conferences with parents	
Annual parent group meeting	
Quarterly parent advisory board meetings	
Collecting annual parent survey	
Making changes in response to annual parent survey	
Director or program membership in related professional organization	

In the QRS category **LEADERSHIP AND ADMINISTRATION**, did your center incur any expenses this year? If so, please describe the costs.

Yes	No
If yes:	

When your center achieved your current rating, were any additional costs incurred beyond those already reported? If yes, please explain.

Yes

No

If yes:

Is there anything else you want to tell us about the cost of providing child care or the impact of Covid-19 on your center?

Thank you for sharing this information about your program. Please tell us approximately how long it took you to gather the needed information and complete the survey.

Hours

0

2

4

6

8

10

12

14

16

END OF
APPENDIX A
SURVEY

APPENDIX C

HOME-BASED CHILD CARE SURVEYS

Iowa Child Care Cost Survey - CDH

Welcome to the Iowa Narrow Cost Analysis statewide provider survey. Thank you for your time and willingness to share information about your program. State and federal stakeholders use information gathered from this survey to determine reimbursement rates and strive to make quality child care accessible to all children.

The survey takes about 30-60 minutes to complete. The information you share will be kept confidential, and results will be combined with other provider feedback before it is shared with anyone.

Before beginning the survey, you may find it helpful to organize a few pieces of information about expenses your program incurred in 2020 using the worksheet you received via email. You can also download the worksheet here: [CDH Worksheet](#)

Thank you for participating. Your input will help us improve accessibility to care and education for all young children in Iowa!

These first few questions are about contact information for you and your program.

Please provide the following information for your program

Program name

Program street address

Program city

Program zip code

Program phone number

Program email

Please provide your DHS KinderTrack (KT) ID

Which of the following best describes your center?

Child Development Home A

Child Development Home B

Child Development Home C

Child Development Home C1

Non-registered Home Child Care

The next several questions are about your program's expenses in 2020 in the following categories: (1) staff, (2) expendables, (3) facilities, and (4) outside services. We understand that costs vary month to month, so you have the option to enter the average **monthly** cost or to enter the **annual** cost. Please answer to the best of your knowledge.

How much does the amount you pay **yourself** vary from month to month?

Very little or not at all

Somewhat

Quite a bit

Please enter your average costs for **yourself**;

Please enter 0 if you do not incur any expenses in a particular area.

Cost	Monthly	Annual
Your gross salary/wages. Include any costs related to your health insurance, retirement, or other benefits here.		
Substitutes		
Your Training		
Updating your background checks, annual physical, etc.		
Other (please specify)		

Which of the following benefits do you provide for **yourself**?

Contribution towards health insurance

Contribution towards retirement

Paid sick leave

Other paid time off

For the annual training for **yourself**, what costs do you cover?

Registration for training

Materials for training

Wages for your time spent in training

Cost of closing or hiring a sub

How many other people do you pay to work in your program?

How many unpaid people help with your program?

Please enter your costs related to **anyone besides yourself who you pay to work in your program**;

Please enter 0 if you do not incur any expenses in a particular area.

Cost	Monthly	Annual
Your gross salary/wages. Include any costs related to health insurance, retirement, or other benefits here.		
On-boarding new staff (e.g., initial training and background checks)		
Training for staff		
Updating background checks, annual physicals, etc.		
Other (please specify)		

Which of the following benefits does your program offer for **anyone besides yourself who you pay to work in your program?**

Contribution towards health insurance
Contribution towards retirement
Paid sick leave
Other paid time off

For annual training **anyone besides yourself who you pay to work in your program**, what costs do you cover?

Registration for training
Materials for training
Wages for your time spent in training
Cost of closing or hiring a sub

The next section is about **expendables**, or those items that are used up and need to be replaced regularly. Please estimate your **average cost** for each item; enter 0 if you do not incur any expenses in a particular area.

Please enter 0 if you do not incur any expenses in a particular area.

Cost	Monthly	Annual
Food, beverages, and kitchen supplies		
Educational supplies and materials <i>(e.g., paper, paint curriculum books)</i>		
Health, safety, and routine care supplies <i>(e.g., gloves, wipes, cleaning supplies)</i>		
Office supplies <i>(including postage)</i>		
Additional costs specific to Covid-19 <i>(e.g., extra hand sanitizer, disposable masks)</i>		

Here we want to know more about costs related to your **child care space**. For this question, please include the **total amount** for your home; enter 0 if you do not incur any expenses in a particular area. Later we will ask about how much space and time is used for child care to assign a percentage of cost for those purposes.

	Cost	Monthly	Annual
Rent/lease/mortgage			
Utilities (i.e., gas, electric, water)			
Internet, phone, and/or cable			
Equipment and furniture used for child care			
Repairs, maintenance, and renovations related to your child care program			
Home owners' insurance			
Annual inspections such as well water testing, pet health exam, etc.			
Other			

Some providers have already calculated the time-space percentage for their home when completing their taxes. Do you know your time space percentage?

Yes No

What is your time space percentage from your taxes for your home:

About how many hours a week is your house/space in use for child care? Please include set up and clean up time.

About what percentage of your house is used for child care?
(You may provide square footage instead of percentage if known. Just enter one.)

Percentage:

Square Footage:

What is the total square footage of your home?

Do you expect **large expenses in the next 12 months** related to any of the following aspects of your child care space? *(check all that apply)*

None
Repairing, increasing, or enhancing dining space
Repairing, increasing, or enhancing program space
Repairing, increasing, or enhancing outdoor environment
Repairing, increasing, or enhancing toileting and diapering space
Repairing, increasing, or enhancing indoor gross motor space
Repairing, increasing, or enhancing kitchen and food preparation space
Sufficient lighting, ventilation, heating, and cooling
Environmental hazards <i>(e.g., lead paint, radon testing, water supply, etc.)</i>
Storage space children cannot access <i>(e.g., cleaning products, medication)</i>
Structural repairs <i>(e.g., roof, foundation)</i>
Other

Please estimate the expense(s) you anticipate over the next 12 months in the space below.

--

Does your child care program operate any vehicles?

Yes	No
-----	----

Please tell us about any **vehicle expenses** you incur:

Please enter 0 if you do not incur any expenses in a particular area.

Cost	Monthly	Annual
Vehicle lease or loan payment		
Vehicle insurance		
Maintenance and repairs		
Fuel		

How many vehicles do you use for your child care program?

What percentage of time is/are the vehicle(s) used for child care?

Please indicate any services related to your child care program that you regularly **pay someone else or a service** to do;

Please enter 0 if you do not incur any expenses in a particular area.

	Cost	Monthly	Annual
Legal fees/audits			
Professional fees and permits			
Insurance <i>(please include all types except vehicle insurance and contribution to employee health insurance)</i>			
Tuition billing or payment services <i>(e.g., venmo)</i>			
Parent communication platform <i>(e.g., Tadpoles, HiMama, Classroom Dojo)</i>			
Cleaning service			
Food preparation			
Other			

Do you participate in CACFP?

Yes No

Do you accept Child Care Assistance (CCA) subsidy?

Yes, we accept CCA. No, we do not accept CCA subsidy.

Please respond to each statement by entering the **number of children** in each age group for the indicated time periods.

If, due to part time arrangements, you care for more than the allotted children, please report on specific part time children to fill the slots (as opposed to averaging across children).

Please use these DHS definitions for relative and child with special needs:

Relatives: children who are, by marriage, blood relationship, or court decree, the grandchild, great grandchild, siblings, niece, or nephew of the child care provider.

“Child with special needs” means a child with one or more of the following conditions:

1. The child has been diagnosed by a physician or by a person endorsed for service as a school psychologist by the Iowa department of education to have a developmental disability which substantially limits one or more major life activities, and the child requires professional treatment, assistance in self-care, or the purchase of special adaptive equipment.
2. The child has been determined by a qualified intellectual disability professional to have a condition which impairs the child’s intellectual and social functioning.
3. The child has been diagnosed by a mental health professional to have a behavioral or emotional disorder characterized by situationally inappropriate behavior which deviates substantially from behavior appropriate to the child’s age, or which significantly interferes with the child’s intellectual, social, or personal adjustment

Total Enrollment					
	Under 24 months	2 year olds	3 year olds	4 year olds	5+ year olds
Total enrollment pre-COVID-19 (Mar. 1, 2020)					
Total enrollment at the end of 2020 (Dec. 1, 2020)					
Of children enrolled at the end of 2020 (Dec. 1, 2020), how many were considered a child with special needs?					
Of children enrolled at the end of 2020 (Dec. 1, 2020), how many received child care subsidy (CCA)?					
Of children enrolled at the end of the year (Dec. 1, 2020), how many were your relatives?					

In the next few questions, please tell us about the children you serve, you will be able to describe up to 5 children

If, due to part time arrangements, you care for more than the allotted children, please report on specific part time children to fill the slots (as opposed to averaging across children).

Please use these DHS definitions for relative and child with special needs:

Relatives: children who are, by marriage, blood relationship, or court decree, the grandchild, great grandchild, siblings, niece, or nephew of the child care provider.

“Child with special needs” means a child with one or more of the following conditions:

1. The child has been diagnosed by a physician or by a person endorsed for service as a school psychologist by the Iowa department of education to have a developmental disability which substantially limits one or more major life activities, and the child requires professional treatment, assistance in self-care, or the purchase of special adaptive equipment.
2. The child has been determined by a qualified intellectual disability professional to have a condition which impairs the child’s intellectual and social functioning.
3. The child has been diagnosed by a mental health professional to have a behavioral or emotional disorder characterized by situationally inappropriate behavior which deviates substantially from behavior appropriate to the child’s age, or which significantly interferes with the child’s intellectual, social, or personal adjustment

CHILD 1	CHILD 2	CHILD 3
Please check all items that describe this child.	Please check all items that describe this child.	Please check all items that describe this child.
Receives CCA subsidy	Receives CCA subsidy	Receives CCA subsidy
Is a relative	Is a relative	Is a relative
Has a special need	Has a special need	Has a special need
Under 24 months	Under 24 months	Under 24 months
2 years old	2 years old	2 years old
3 years old	3 years old	3 years old
4 years old	4 years old	4 years old
5 years old or older	5 years old or older	5 years old or older
Not applicable, enrollment is less than 1	Not applicable, enrollment is less than 2	Not applicable, enrollment is less than 3

CHILD 4

Please check all items that describe this child.

CHILD 5

Please check all items that describe this child.

Receives CCA subsidy	Receives CCA subsidy
Is a relative	Is a relative
Has a special need	Has a special need
Under 24 months	Under 24 months
2 years old	2 years old
3 years old	3 years old
4 years old	4 years old
5 years old or older	5 years old or older
Not applicable, enrollment is less than 4	Not applicable, enrollment is less than 5

If your overall enrollment has changed since the beginning of the pandemic (March 1, 2020), please indicate how.

Enrollment has *increased*

Enrollment has *decreased*

Enrollment has not changed

Individuals have many reasons for **not accepting CCA**. If you do not, please tell us why you do not accept CCA subsidy.

Some programs that accept CCA **limit the number of children** for whom they can take CCA at a time. If your program has a limit, please tell us why.

Has your income **changed** in relation to COVID-19 pandemic?

Yes, it has *decreased*.

Yes, it has *increased*.

No, it has not changed.

Did you have to close for COVID-related reasons?

Yes

No

We understand that programs may have had to close multiple times. If applicable, please enter how many total days were you closed for COVID-related reasons in 2020.

On days you were closed for COVID-related reasons, did families pay tuition?

Yes, full tuition for all days

Yes, partial tuition or tuition for some days

No, families did not pay tuition or it was refunded

What level QRS rating does your center currently hold?

1

2

3

4

5

I do not participate in QRS

If applicable, was this the first year that you applied for a QRS rating?

Yes

No

When was your most recent QRS renewal (mm/dd/yy)?

When you initially started participating in QRS and achieved a Level 1 rating, did you incur any additional costs beyond those already reported? If yes, please explain.

Yes No

If yes:

Please identify any additional costs related to becoming Child Net certified, including participation in CACFP, that were not previously described.

When you achieved a Level 2 rating, did you incur any additional costs beyond those already reported? If yes, please explain.

Yes No

If yes:

The next several questions are organized by QRS points category.

In the QRS category **PROFESSIONAL DEVELOPMENT**, for which of these did your program earn points in your most recent review?

Additional annual training beyond the 24 hours required by registration requirements including PITC and/or PBIS training

Graduate coursework at a university

Undergraduate coursework at a university or college

Child Development Associate (CDA) credential

Please estimate the **annual** cost to your center for each item.

Cost

Additional annual training beyond the 24 hours required by registration requirements including PITC and/or PBIS training

Graduate coursework at a university

Undergraduate coursework at a university or college

Child Development Associate (CDA) credential

In the QRS category **HEALTH & SAFETY**, for which of these did your program earn points in your most recent review?

College credit for health, safety, & nutrition coursework
Other additional health and safety training
Development and implementation of emergency preparedness plan
Development and implementation of enhanced health and safety policies (not related to Covid-19)
Making changes or corrections suggested by your Child Care Nurse Consultant (CCNC)

Please estimate the **annual** cost for each item.

	Cost
College credit for health, safety, & nutrition coursework	
Other additional health and safety training	
Development and implementation of emergency preparedness plan	
Development and implementation of enhanced health and safety policies (not related to Covid-19)	
Making changes or corrections suggested by your Child Care Nurse Consultant (CCNC)	

In the QRS category **ENVIRONMENT**, for which of these did your program earn points in your most recent review?

Training on Family Child Care Environmental Rating Scale-Revised (FCCERS-R)
Lost tuition due to ratio policy of no more than 2 children under age 2 yrs
Application fee for NAFCC accreditation
Other

Please estimate the **annual** cost for each item.

	Cost
Training on Family Child Care Environmental Rating Scale-Revised (FCCERS-R)	
Lost tuition due to ratio policy of no more than 2 children under age 2 yrs	
Application fee for NAFCC accreditation	
Other	

In the QRS category **ENVIRONMENT**, did your center purchase additional materials to prepare for or improve your environmental rating scale score. If yes, please tell us what types of materials were purchased and the approximate cost

Yes	No
If yes:	

In the QRS category **FAMILY & COMMUNITY PARTNERSHIPS**, for which of these did your program earn points in your most recent review?

New parent orientation, including copy of policies and procedures
Annual conferences with parents
Annual parent group meeting
Quarterly parent advisory board meetings
Collecting annual parent survey
Making changes in response to annual parent survey
Provider membership in related professional organization

Please estimate the **annual** cost for each item.

	Cost
New parent orientation, including copy of policies and procedures	
Annual conferences with parents	
Annual parent group meeting	
Quarterly parent advisory board meetings	
Collecting annual parent survey	
Making changes in response to annual parent survey	
Provider membership in related professional organization	

When you achieved your current Level rating, did you incur any additional costs beyond those already reported? If yes, please explain.

Yes No

If yes:

Is there anything else you want to tell us about the cost of providing child care or about the impact of Covid-19 on your program? If so, use this space.

Thank you for sharing this information about your program. Please tell us approximately how long it took you to gather the needed information and complete the survey.

Hours 0 2 4 6 8 10 12 14 16

END OF
APPENDIX B
SURVEY

