

Urban Distribution Power Supply Position



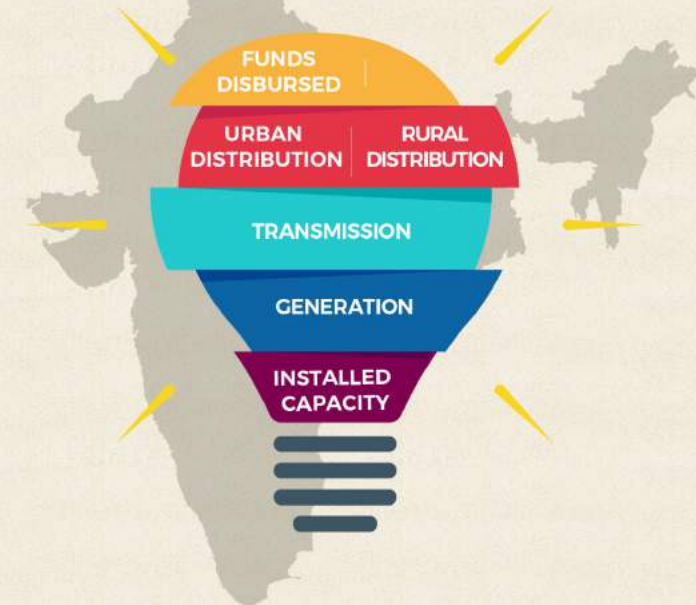
75
Azadi Ka
Amrit Mahotsav

GOVERNMENT OF INDIA
MINISTRY OF POWER

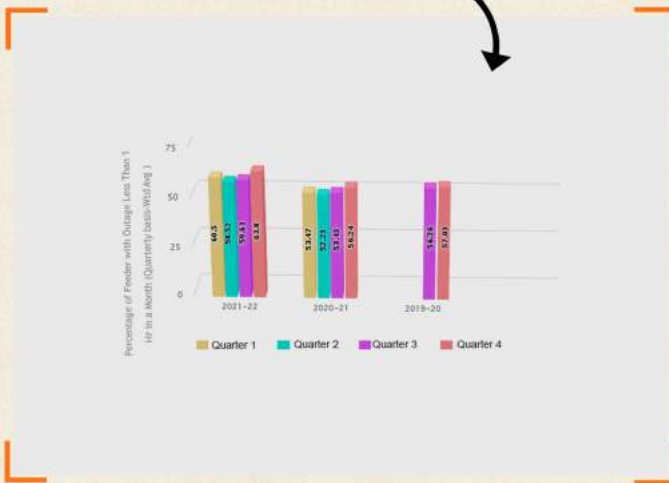
Digital India
Power To Empower



National Power Portal (NPP)



Percentage of Feeder with Outage Less Than 1 Hr in a Month (Quarterly basis-Wtd Avg)



Central Electricity Authority
Ministry of Power
Government of India



National Informatics Centre
Ministry of Electronics and Information Technology
Government of India

A Unified Platform for Collation and Dissemination
of Indian Power Sector Information

Email: [npp\[dot\]support@nic\[dot\]in](mailto:npp[dot]support@nic[dot]in)

<https://npp.gov.in>

NPP.GOV.IN

NPP is a unified system for Indian Power Sector which facilitates online data capture/ input (daily, monthly, annually) from generation, transmission and distribution utilities in the country and disseminate Power Sector Information (operational, capacity, demand, supply, consumption etc.) through various analysed reports, graphs, statistics for generation, transmission and distribution at all India, region, state level for central, state and private sector.

Npp is a Single authentic source of power sector data to provide various kind of analytical reports and charts to power apex monitoring agencies w.r.t generation, transmission and distribution data across the country

Dashboard has been designed and developed to disseminate analyzed information about the sector through GIS enabled navigation and visualization chart windows on capacity, generation, transmission, distribution at national, state, DISCOM, town, feeder level and scheme based funding to states. The system also facilitates various types of statutory reports required to be published regularly.

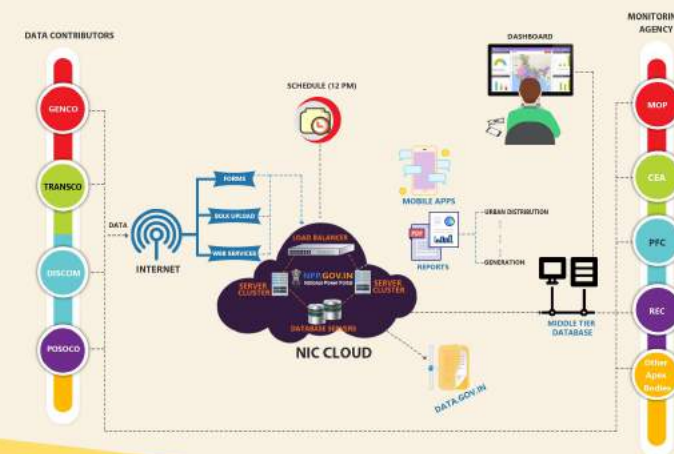
CONTRIBUTION

- Monitoring of AT&C Losses
- Improvement in Power Supply Position
- Monitoring of Agriculture, Rural and Urban 11kV Feeders
- Daily/Monthly/Yearly Monitoring of Capacity & Generation at All India/Zone/States level
- Industry & Non- Industry Demand Assessment
- Monitoring of Growth of Transmission Lines and Transformation Capacity
- Distribution Assets Metering System
- Disaster Resource Inventory for Power Sector

SALIENT FEATURES

- 24x7 access and availability of Power Sector Data
- Optimization of cost by maintaining common IT infrastructure
- Data collection at Source
- Minimize manual entry of data
- Ensure effective and timely collection of Data
- Ensure data authenticity & accuracy
- Generation of Dynamic Reports in a user friendly manner.
- Standardization of Master Data
- Dissemination of information to Apex Bodies, Power Utilities & Public Users through analytical reports/charts for planning, monitoring and integration with other related sectors
- Ease of sharing information among the stake holders
- Dashboard with GIS based navigation and visualization chart windows

DATA COLLATION & DISSEMINATION



ANALYTICAL REPORTS

INSTALLED CAPACITY

- All India Capacity
- Region wise Capacity
- Sector wise Capacity
- State wise Capacity
- Station Type wise Capacity

GENERATION

- Generation Overview
- Generation
 - Region wise
 - State wise
 - Sector wise
 - Type wise
 - Station wise
 - Unit wise
 - Fuel category
- Reservoir Status
- Outage (Thermal, Nuclear, Hydro)

FUEL MANAGEMENT

- Coal Stock Position at Thermal Stations
- Fuel Supply/ Consumption for Gas Stations
- Cumulative Coal Receipt and Linkage

DISASTER RESOURCE INVENTORY

- Inventory Availability at utilities (GENCO, TRANSCO, DISCOM)
- Master List of Power Equipments

INDUSTRY & NON-INDUSTRY DEMAND SURVEY

- Fuel-wise Captive Generating Plant Details
- State-wise Captive Generating Plants installed Capacity
- Generation & Demand of Captive Power Plants

TRANSMISSION LINES

- Progress of Construction
- Commissioned During Month, Year
- Progress of Lines in RFD Programme
- Transmission Schemes

TRANSFORMATION CAPACITY

- Progress of Sub Station
- Commissioned During Month, Year
- Progress of Sub Stations in RFD Programme

URBAN DISTRIBUTION

- Feeder Information (Consumers, Energy Billed, Amount Billed, Amount Collected)
- AT&C Loss (Discom,Town,Feeder)
- Consumer Complaint Redressal
- New Connections Released
- Power Reliability Indices (SAIFI,SAIDI)
- Feeder Severity Index (FSI)

RURAL DISTRIBUTION

- Rural Supply, Outage Reliability
- AT&C Loss (Discom, Feeder)
- Feeder Load Analysis
- Feeder Severity Index (FSI)

DISTRIBUTION METERING

- All india, Region, or Statewise Rural & Urban Substations and Details
- All india, Region, or Statewise Feeders and Installed meters