

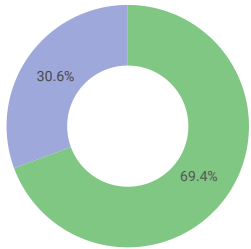
## Period 1

Months  
12

Jun 1, 2019 - May 31, 2020

Vaccinations  
**383,908**

Enrollments 81,397  
Disbursements 360,936



● On-Time Vaccinations ● Catch-Up Vaccinations

Vaccine	Catch-up	Vaccinations	Duplicates
BCG	41.7%	80,372	20
PENTA1	28.32%	76,038	62
PENTA2	31.59%	75,298	71
PENTA3	35.6%	75,031	31
MEASLES	15.52%	77,169	134
<b>Grand total</b>	<b>30.61%</b>	<b>383,908</b>	<b>318</b>

Year Month	Vaccinations
Oct 2019	40,594
Nov 2019	33,805
Dec 2019	33,137
Jan 2020	32,775
Feb 2020	28,764
Mar 2020	31,959
Apr 2020	29,717
May 2020	18,545
<b>Grand total</b>	<b>384,226</b>

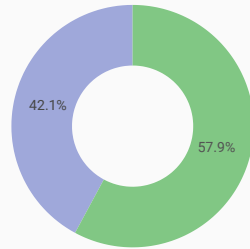
## Period 2

Months  
28

Nov 1, 2017 - Feb 29, 2020

Vaccinations  
**842,906**

Enrollments 202,038  
Disbursements 759,821



● On-Time Vaccinations ● Catch-Up Vaccinations

Vaccine	Catch-up	Vaccinations	Duplicates
BCG	54.44%	199,399	133
PENTA1	39.6%	176,296	232
PENTA2	42.04%	164,712	296
PENTA3	46.4%	159,125	189
MEASLES	23.51%	143,374	246
<b>Grand total</b>	<b>42.14%</b>	<b>842,906</b>	<b>1096</b>

Year Month	Vaccinations
Nov 2017	4,559
Dec 2017	14,751
Jan 2018	26,197
Feb 2018	34,242
Mar 2018	36,436
Apr 2018	34,879
May 2018	34,038
Jun 2018	26,624
<b>Grand total</b>	<b>844,002</b>

## Period 3

Months  
8

Jul 1, 2018 - Feb 28, 2019

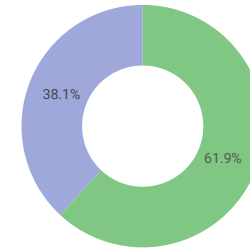
Vaccinations  
**224,266**

Enrollments 51,388  
Disbursements 205,511

↓ -18.2%

↑ 6.0%

↑ 18.8%



● On-Time Vaccinations ● Catch-Up Vaccinations

Vaccine	Catch-up	Vaccinations	% Δ	Duplicates
BCG	49.62%	51,123	-16.9% ↓	86
PENTA1	34.78%	47,262	0.4% ↑	122
PENTA2	38.44%	44,733	14.2% ↑	124
PENTA3	43.18%	44,128	24.3% ↑	45
MEASLES	19.39%	37,020	30.9% ↑	39
<b>Grand total</b>	<b>38%</b>	<b>224,266</b>	<b>6.0% ↑</b>	<b>416</b>

Year Month	Vaccinations
Jul 2018	32,027
Aug 2018	27,374
Sep 2018	26,705
Oct 2018	29,472
Nov 2018	26,591
Dec 2018	23,674
Jan 2019	31,567
Feb 2019	27,272
<b>Grand total</b>	<b>224,682</b>