



Ministry of Health and Family Welfare



Govt. of India has so far provided more 16.54 crore vaccine doses to States/UTs Free of Cost



More than 78 lakh doses are still available with the States/UTs to be administered



More than 56 Lakh doses in addition will be received by the States/UTs in the next 3 days

Posted On: 02 MAY 2021 11:38AM by PIB Delhi

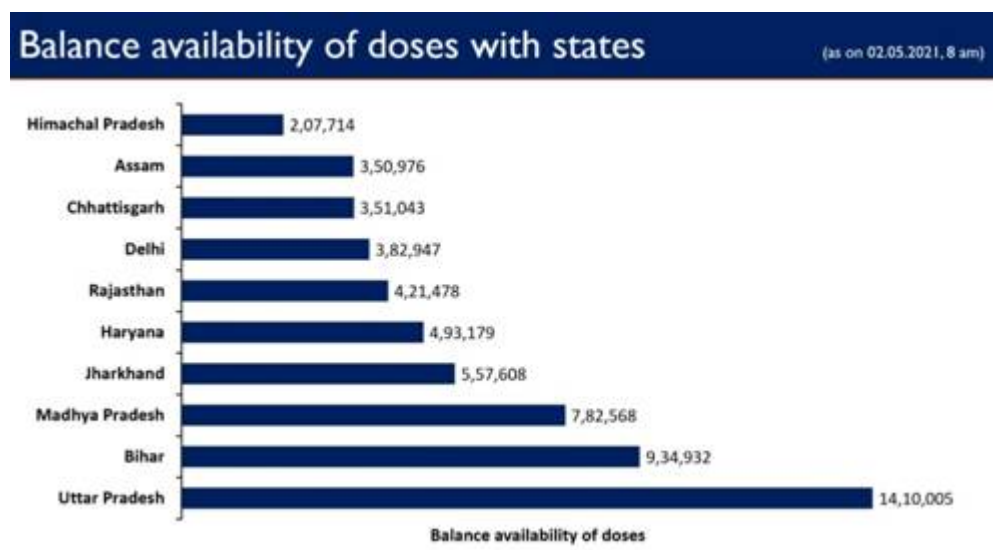
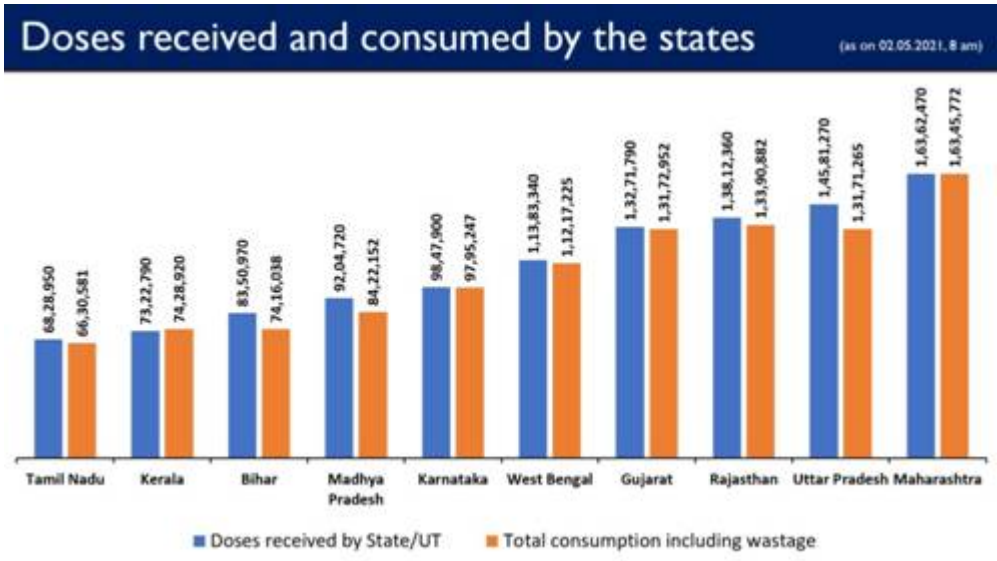
Government of India is leading the fight against the COVID19 pandemic in collaboration with the States and UT through a “Whole of Government” approach. Vaccination forms an integral component of the five point strategy of Government of India of containment and management of the pandemic (including Test, Track, Treat and COVID Appropriate Behaviour).

Implementation of the Liberalised and Accelerated Phase 3 Strategy of Covid-19 Vaccination has started from 1stMay 2021. Registration for the new eligible population groups has commenced since 28th April. Potential beneficiaries can either register directly on CoWIN portal (cowin.gov.in) or through the AarogyaSetu app.

Government of India has so far provided nearly 16.54 crore vaccine doses (16,54,93,410) to States/UTs Free of Cost. Of this, the total consumption including wastages is 15,76,32,631 doses (as per data available at 8 am today).

More than 78 lakh COVID Vaccine doses (78,60,779) are still available with the States/UTs to be administered.

Furthermore, more than 56 lakh (56,20,670) vaccine doses will be received in addition by the States/UTs within the next 3 days.



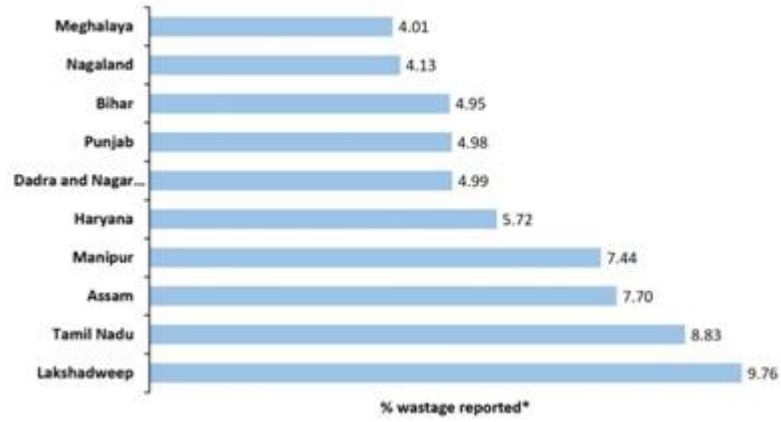


Status of COVID-19 Vaccine Distribution (combining both vaccine) to States/UTs as on 02.05.2021 at 08:00 PM							
Sl. No.	State/UTs	Projected mid-year population as on 1st October, 2020	Doses received by State/UT	% wastage reported*	Total consumption including wastage	Balance availability of doses#	Total doses in pipeline supply
A	B	C	D	E	F	G	H
1	A&N Islands	4,00,000	1,91,470	-27.75	1,05,163	86,307	-
2	Andhra Pradesh	5,26,69,000	65,30,920	0.95	67,64,511	-2,33,591	5,75,000
3	Arunachal Pradesh	15,26,000	3,36,010	-0.65	2,45,633	90,377	-
4	Assam	3,48,87,000	31,39,220	7.70	27,88,244	3,50,976	-
5	Bihar	12,23,41,000	83,50,970	4.95	74,16,038	9,34,932	50,000
6	Chandigarh	12,02,000	2,90,930	3.46	2,20,918	70,012	-
7	Chhattisgarh	2,93,33,000	61,16,550	2.49	57,65,507	3,51,043	-
8	Dadra and Nagar Haveli	5,95,000	88,160	4.99	50,628	37,532	-
9	Daman and Diu	4,58,000	72,750	1.69	49,132	23,618	-
10	Delhi	2,04,14,000	38,47,310	3.96	34,64,363	3,82,947	75,000
11	Goa	15,55,000	5,14,370	-4.85	3,55,730	1,58,640	-
12	Gujarat	6,94,02,000	1,32,71,790	3.61	1,31,72,952	98,838	4,00,000
13	Haryana	2,93,14,000	45,02,220	5.72	40,09,041	4,93,179	-
14	Himachal Pradesh	73,74,000	20,31,690	-1.60	18,23,976	2,07,714	-
15	Jammu and Kashmir	1,33,65,000	24,81,840	0.58	23,92,230	89,610	1,00,000
16	Jharkhand	3,82,49,000	37,98,290	3.12	32,40,682	5,57,608	-
17	Karnataka	6,66,27,000	98,47,900	0.14	97,95,247	52,653	5,79,000
18	Kerala	3,54,13,000	73,22,790	-4.36	74,28,920	-1,06,130	4,75,000
19	Ladakh	2,96,000	2,26,030	2.08	1,11,804	1,14,226	-
20	Lakshadweep	68,000	45,710	9.76	25,992	19,718	-
21	Madhya Pradesh	8,40,40,000	92,04,720	3.21	84,22,152	7,82,568	75,000
22	Maharashtra	12,39,61,000	1,63,62,470	0.22	1,63,45,772	16,698	10,50,000
23	Manipur	31,49,000	4,17,730	7.44	2,85,006	1,32,724	-
24	Meghalaya	32,72,000	3,93,370	4.01	3,10,415	82,955	-
25	Mizoram	12,10,000	3,99,340	-8.49	2,58,922	1,40,418	-
26	Nagaland	21,82,000	3,26,440	4.13	2,08,601	1,17,839	-
27	Odisha	4,55,52,000	60,55,140	-2.20	58,72,641	1,82,499	1,75,000
28	Puducherry	15,57,000	3,97,130	1.61	2,03,177	1,93,953	-
29	Punjab	3,02,39,000	36,86,770	4.98	36,59,622	27,148	2,75,000
30	Rajasthan	7,88,61,000	1,38,12,360	2.24	1,33,90,882	4,21,478	1,75,000
31	Sikkim	6,73,000	3,03,400	0.42	2,05,994	97,406	-
32	Tamil Nadu	7,62,55,000	68,28,950	8.83	66,30,581	1,98,369	2,75,000
33	Telangana	3,75,99,000	48,96,700	0.52	48,13,983	82,717	4,75,000
34	Tripura	40,51,000	13,18,350	3.05	13,01,121	17,229	96,670
35	Uttar Pradesh	22,96,72,000	1,45,81,270	3.54	1,31,71,265	14,10,005	1,50,000
36	Uttarakhand	1,13,46,000	21,19,010	0.56	21,08,561	10,449	1,20,000
37	West Bengal	9,78,71,000	1,13,83,340	1.36	1,12,17,225	1,66,115	5,00,000
Total		1,35,69,78,000	16,54,93,410		15,76,32,631	78,60,779	56,20,670

*For the States/UTs showing -ve wastage, wastage has been taken as zero for the purpose of vaccine consumption.

% wastage reported

(as on 02.05.2021, 8 am)



MV

HFW/COVID Vaccine data/2nd May 2021/2

(Release ID: 1715481) Visitor Counter : 22

Read this release in: Urdu , Marathi , Hindi , Bengali , Punjabi , Gujarati , Tamil , Telugu , Malayalam