




Ministry of Health and Family Welfare



**Govt. of India has so far provided more than 17.15 crore vaccine doses to States/UTs Free of Cost**



**More than 89 lakh doses are still available with the States/UTs to be administered**



**Over 28 Lakh doses in addition will be received by the States/UTs in the next 3 days**

Posted On: 06 MAY 2021 10:43AM by PIB Delhi

The Government of India is leading the fight against the COVID19 pandemic in collaboration with the States and UT through a “Whole of Government” approach. Vaccination forms an integral component of the five point strategy of Government of India of containment and management of the pandemic (including Test, Track, Treat and COVID Appropriate Behaviour).

Implementation of the Liberalised and Accelerated Phase 3 Strategy of Covid-19 Vaccination has started from 1<sup>st</sup>May 2021. Registration for the new eligible population groups has commenced since 28th April. Potential beneficiaries can either register directly on the CoWIN portal ([cowin.gov.in](http://cowin.gov.in)) or through the AarogyaSetu app.

The Government of India has so far provided more than 17.15 crore vaccine doses (17,15,42,410) to States/UTs Free of Cost. Of this, the total consumption including wastages is 16,26,10,905 doses (as per data available at 8 am today).

More than 89 lakh COVID Vaccine doses (89,31,505) are still available with the States/UTs to be administered. States with negative balance are showing more consumption (including wastage) than vaccine supplied as they have not reconciled the vaccine they have supplied to Armed Forces.

Furthermore, more than 28 lakh (28,90,360) vaccine doses will be received in addition by the States/UTs within the next 3 days.



Status of COVID-19 Vaccine Distribution (combining both vaccine) for 45 above age as on 06.05.2021 at 08:00 AM							
Sl. No.	State/UTs	Projected mid-year population as on 1st October, 2020	Doses received by State/UT	% wastage reported*	Total consumption including wastage	Balance availability of doses#	Total doses in pipeline supply
A	B	C	D	E	F	G	H
1	A&N Islands	4,00,000	1,91,470	-27.75	1,07,756	83,714	-
2	Andhra Pradesh	5,26,69,000	70,30,920	0.95	69,82,794	48,126	2,65,360
3	Arunachal Pradesh	15,26,000	3,36,010	+0.65	2,61,355	74,655	-
4	Assam	3,48,87,000	31,39,220	7.70	30,11,581	1,27,639	2,00,000
5	Bihar	12,23,41,000	83,50,970	4.95	78,17,111	5,33,859	50,000
6	Chandigarh	12,02,000	2,90,930	3.46	2,37,848	53,082	-
7	Chhattisgarh	2,93,33,000	61,16,550	2.49	58,77,604	2,38,946	-
8	Dadra and Nagar Haveli	5,95,000	88,160	4.99	51,510	36,650	25,000
9	Daman and Diu	4,58,000	72,750	1.69	51,055	21,695	25,000
10	Delhi	2,04,14,000	39,22,310	3.96	35,85,188	3,37,122	-
11	Goa	15,55,000	5,14,370	+4.85	3,73,028	1,41,342	1,00,000
12	Gujarat	6,94,02,000	1,36,71,790	3.61	1,35,22,791	1,48,999	3,00,000
13	Haryana	2,93,14,000	48,02,220	5.72	40,94,803	7,07,417	-
14	Himachal Pradesh	73,74,000	20,81,690	-1.60	19,45,930	1,35,760	50,000
15	Jammu and Kashmir	1,33,65,000	25,81,840	0.58	25,48,694	33,146	1,00,000
16	Jharkhand	3,82,49,000	37,98,290	3.12	33,08,247	4,90,043	-
17	Karnataka	6,66,27,000	1,06,26,900	0.14	1,01,20,322	5,06,578	-
18	Kerala	3,54,13,000	77,97,790	+4.36	75,94,821	2,02,969	1,00,000
19	Ladakh	2,96,000	2,26,030	2.08	1,17,501	1,08,529	-
20	Lakshadweep	68,000	45,710	9.76	27,345	18,365	-

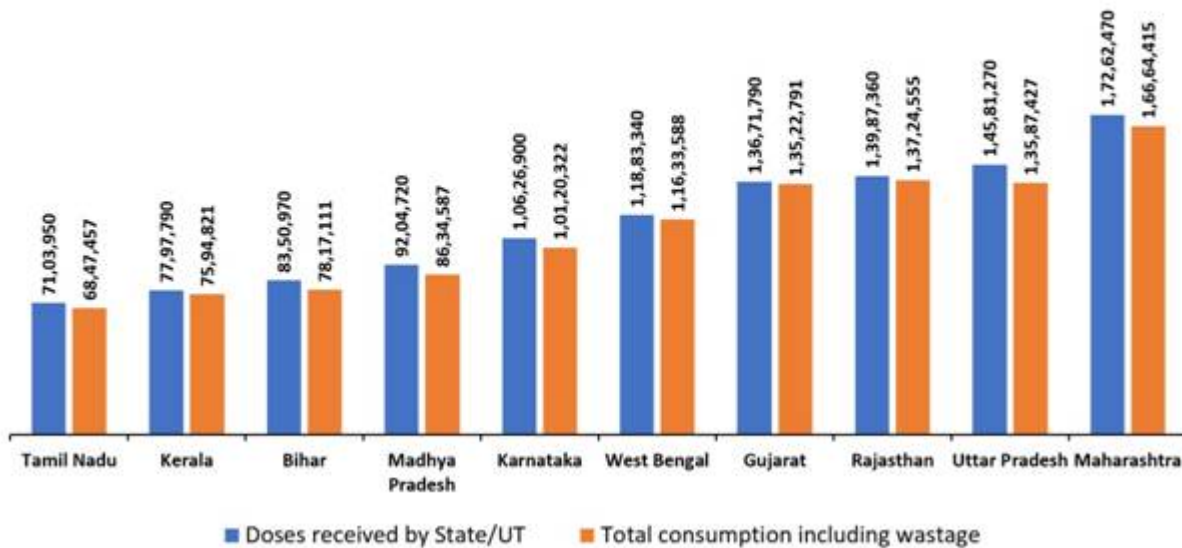
21	Madhya Pradesh	8,40,40,000	92,04,720	3.21	86,34,587	5,70,133	75,000
22	Maharashtra	12,39,61,000	1,72,62,470	0.22	1,66,64,415	5,98,055	4,00,000
23	Manipur	31,49,000	4,92,730	7.44	3,28,507	1,64,223	-
24	Meghalaya	32,72,000	4,68,370	4.01	3,34,111	1,34,259	-
25	Mizoram	12,10,000	4,74,340	-8.49	2,70,992	2,03,348	-
26	Nagaland	21,82,000	3,26,440	4.13	2,22,293	1,04,147	-
27	Odisha	4,55,52,000	61,55,140	-2.20	59,46,734	2,08,406	2,75,000
28	Paducherry	15,57,000	3,97,130	1.61	2,10,379	1,86,751	-
29	Punjab	3,02,39,000	38,86,770	4.98	38,16,246	70,524	1,75,000
30	Rajasthan	7,88,61,000	1,39,87,360	2.24	1,37,24,555	2,62,805	3,00,000
31	Sikkim	6,73,000	3,03,400	0.42	2,13,056	90,344	-
32	Tamil Nadu	7,62,55,000	71,03,950	8.83	68,47,457	2,56,493	1,00,000
33	Telangana	3,75,99,000	54,21,700	0.52	49,82,868	4,38,832	-
34	Tripura	40,51,000	14,68,350	3.05	13,61,127	1,07,223	-
35	Uttar Pradesh	22,96,72,000	1,45,81,270	3.54	1,35,87,427	9,93,843	1,50,000
36	Uttarakhand	1,13,46,000	24,39,010	0.56	21,95,279	2,43,731	-
37	West Bengal	9,78,71,000	1,18,83,340	1.36	1,16,33,588	2,49,752	2,00,000
<b>Total</b>		<b>1,35,69,78,000</b>	<b>17,15,42,410</b>		<b>16,26,10,905</b>	<b>89,31,505</b>	<b>28,90,360</b>

\*For the States/UTs showing +ve wastage, wastage has been taken as zero for the purpose of vaccine consumption.

#States with negative balance are showing more consumption (including wastage) than vaccine supplied and also not reconciled the vaccine supplied to Armed Forces.

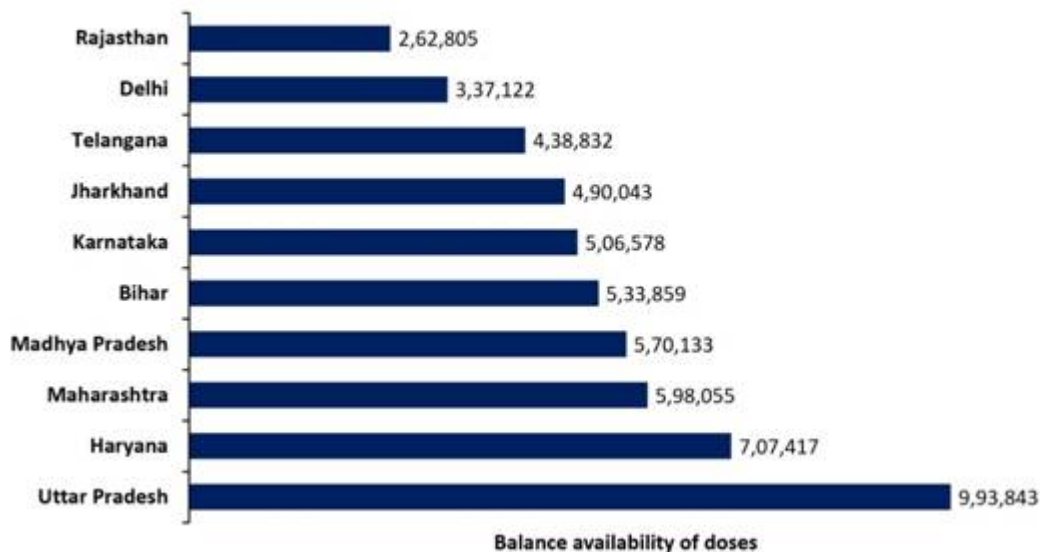
## Doses received and consumed by the states

(as on 06.05.2021, 8 am)



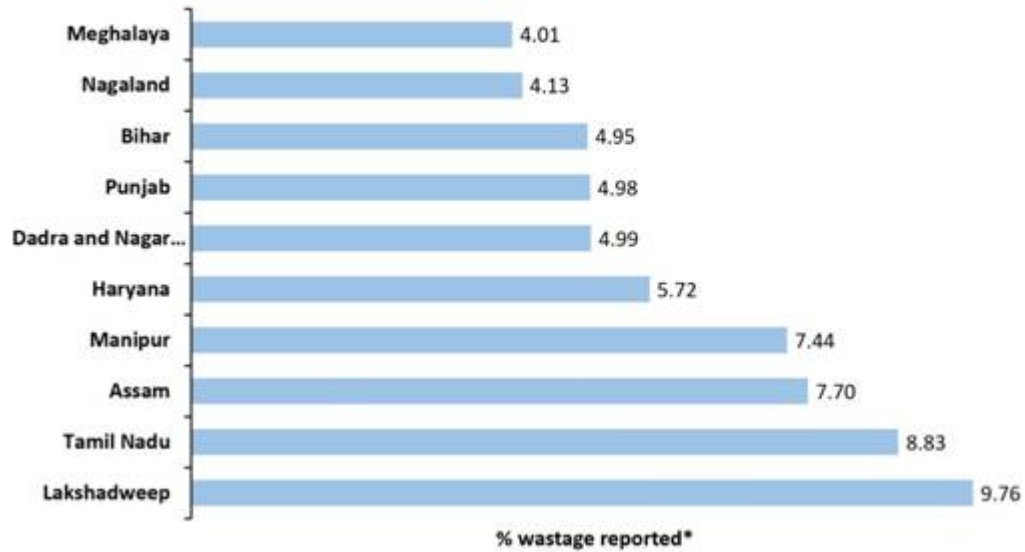
## Balance availability of doses with states

(as on 06.05.2021, 8 am)



## % wastage reported

(as on 06.05.2021, 8 am)



\*\*\*\*\*

MV/M

HFV/COVID Vaccine doses to states/6<sup>th</sup>May 2021/1

(Release ID: 1716415) Visitor Counter : 17

Read this release in: Urdu , Hindi , Marathi , Bengali , Punjabi , Gujarati , Odia , Tamil , Telugu , Malayalam