

**NATIONAL ADVISORY COMMITTEE ON
INSTITUTIONAL QUALITY AND INTEGRITY
(NACIQI)**



**RECOGNIZED INSTITUTIONAL ACCREDITORS:
FEDERAL POSTSECONDARY EDUCATION
AND STUDENT AID DATA**

*NACIQI Meeting
February 22-24, 2017
Hilton Alexandria Old Town Hotel
1767 King Street
Arlington, VA 22314*

Document Contents

- I. README
- II. Summary Dashboards
 1. All Currently Operating Institutions of Higher Education
 2. Regional Accreditors
 3. National Accreditors
 4. Institutions with Greater than \$200 Million in Title IV Federal Student Aid Volume
- III. Accreditor Dashboards
 1. Accreditation Commission for Acupuncture and Oriental Medicine (ACAOM)
 2. Accreditation Commission for Education in Nursing Inc. (ACEN)
 3. Accrediting Bureau of Health Education Schools (ABHES)
 4. Accrediting Commission of Career Schools and Colleges (ACCSC)
 5. Accrediting Council for Continuing Education & Training (ACCET)
 6. American Bar Association (ABA)
 7. American Board of Funeral Service Education, Committee on Accreditation (ABFSE)
 8. American Osteopathic Association (AMOA)
 9. American Podiatric Medical Association (APMA)
 10. Association for Biblical Higher Education (ABHE)
 11. Association of Advanced Rabbinical and Talmudic Schools (AARTS)
 12. Commission on Accrediting of the Association of Theological Schools (ATS)
 13. Commission on Massage Therapy Accreditation (COMTA)
 14. Council on Accreditation of Nurse Anesthesia Educational Programs (CANAEPP)
 15. Council on Occupational Education (COE)
 16. Distance Education Accrediting Commission (DEAC)
 17. Joint Review Committee on Education in Radiologic Technology (JRCERT)
 18. Middle States Commission on Higher Education (MSCHE)
 19. Middle States Commission on Secondary Schools (MSCSE)
 20. Midwifery Education Accreditation Council (MEAC)
 21. Montessori Accreditation Council for Teacher Education (MACTE)
 22. National Accrediting Commission of Career Arts and Sciences (NACCAS)
 23. National Association of Schools of Arts and Design (NASAD)
 24. National Association of Schools of Dance (NASD)
 25. National Association of Schools of Music (NASM)
 26. National Association of Schools of Theatre (NAST)
 27. New England Association of Schools and Colleges: Commission on Institutions of Higher Education (NEACHE)
 28. New York Board of Regents and the Commissioner of Education (NYBRE)
 29. New York Board of Regents: State Education Department Office of the Professions (NYBRP)
 30. North Central Association of Colleges and Schools: The Higher Learning Commission (NCACHE)

31. Northwest Commission on Colleges and Universities (NWCCU)
32. Southern Association of Colleges and Schools: Commission on Colleges (SACSCC)
33. Transnational Association of Christian Colleges and Schools (TRACS)
34. Western Association of Schools and Colleges, Accrediting Commission for Community and Junior Colleges (WASCJC)
35. Western Association of Schools and Colleges, Accrediting Commission for Senior Colleges and Universities (WASCSR)

README

V.2.0 (February 2017)

Major Changes Since Version 1.0 (June 2016)

Data file

Added **distance education**

Added **borrower** count and **borrowing intensity** in addition to previously displayed Title IV federal student aid volume

Added **Heighted Cash Monitoring 1 (HCM1)**

Added **first-time, full-time students**

Added **data fields** at the accreditor level, such as counts, percentages, and weighted averages

Updated College Scorecard data elements to reflect information published on technical site in January 2017

Corrected **threshold earnings** cohort count to include students not working and not still enrolled.

Dashboards

Adjusted **colors and font sizes** to make easier to read.

Replaced repayment rate with **cohort default rate**

Added estimates of **undergraduates receiving federal loans**

Added **icons** for various data elements

Added link to ed.gov site with information on **scope of accreditation**

Contents

This document (PDF) and accompanying data file contain the following information on accreditors:

All accreditors (in data file) - Contains statistics for each accreditor and all undergraduates nationally, used to produce dashboards

All institutions (in data file) - Institution level data with all elements, used to create list of large institutions

All institutions dashboard (in PDF) - Depicts select measures on student characteristics and outcomes at all Title IV participating institutions

Regional dashboard (in PDF) - Depicts select measures for all regionally accredited institutions

National dashboard (in PDF) - Depicts select measures for all nationally accredited institutions

Large institutions (in PDF) - List of institutions with at least \$200 million in Title IV federal student aid volume by accreditor and select measures

Accreditor dashboards (in PDF) - Depicts select measures for the institutions overseen by the accreditor for Title IV gatekeeping purposes (primary accreditor only)

Primary Data Sources

Postsecondary Education Participants System (PEPS): <http://www2.ed.gov/offices/OSFAP/PEPS/dataextracts.html>

College Scorecard: <https://collegescorecard.ed.gov/data/>

Federal Student Aid (FSA) Data Center: <https://studentaid.ed.gov/sa/about/data-center/>

Data Elements: Accreditor Data File

Order	Name	Description	Measurement Year	Source
1	Abbreviation	Official abbreviation of accreditor	n/a	Derived based on Postsecondary Education Participants System (PEPS): http://www2.ed.gov/offices/OSFAP/PEPS/dataextracts.html
2	Accreditor name	Official name of accreditor	As of December 2016	College Scorecard (PEPS): https://collegescorecard.ed.gov/data/
3	Accreditor type	Indicates if accreditor is regional, national, or specialized/programmatic or state agency	n/a	Derived based on Office of Postsecondary Education analysis
4	Accreditor description	Description of scope and mission of select accreditor	n/a	Derived based on accreditor websites (limited availability)
5	Institution(s)	Unique institution corresponding to one six-digit OPEID	Academic Year 2014-15	College Scorecard (IPEDS): https://collegescorecard.ed.gov/data/
6	Location(s)	Main/branch locations corresponding to six-digit OPEID	Academic Year 2014-15	College Scorecard (IPEDS): https://collegescorecard.ed.gov/data/
7	Predominant degree	Predominant undergraduate degree awarded (see technical notes below)	Academic year 2013-14	College Scorecard (IPEDS): https://collegescorecard.ed.gov/data/
8	Control	Control of institution (e.g., Public, Private, For-profit) (see technical notes below)	Academic Year 2014-15	College Scorecard (IPEDS): https://collegescorecard.ed.gov/data/
9	Distance-only education	Indicates at least one campus associated with institution offers exclusively distance education programs	Academic year 2014-15	College Scorecard (IPEDS): https://collegescorecard.ed.gov/data/

10	Degree-seeking undergraduates	Enrollment of undergraduate certificate/degree-seeking students	Fall 2014	College Scorecard (IPEDS): https://collegescorecard.ed.gov/data/
11	Title IV volume	Title IV loan, grant, and campus-based aid disbursements in millions of dollars (undergraduate and graduate)	Award year 2014-15 (updated in May 2016)	FSA Data Center: https://studentaid.ed.gov/sa/about/data-center/student/title-iv
12	Loan volume	Stafford (subsidized and unsubsidized), Parent PLUS, and Graduate PLUS loan disbursements in millions of dollars (undergraduate and graduate)	Award year 2014-15 (updated in May 2016)	FSA Data Center: https://studentaid.ed.gov/sa/about/data-center/student/title-iv
13	Grant volume	Federal Pell Program, TEACH Program, and Iraq and Afghanistan Grant Program disbursements in millions of dollars (undergraduate and graduate)	Award year 2014-15 (updated in May 2016)	FSA Data Center: https://studentaid.ed.gov/sa/about/data-center/student/title-iv
14	Campus-based volume	Federal Work Study, Perkins Loan, and Federal Supplemental Education Opportunity Grants disbursements in millions of dollars (undergraduate and graduate)	Award year 2014-15 (updated in May 2016)	FSA Data Center: https://studentaid.ed.gov/sa/about/data-center/student/title-iv
15	Borrowers	Indicated number and share of undergraduate students who received federal loans (see technical notes below on cohort)	Academic year 2013-14	College Scorecard (IPEDS): https://collegescorecard.ed.gov/data/
16	Median completer borrower debt	Median cumulative debt among undergraduate students who have completed at the institution	Award years 2013-14, 2014-15 (2-year pooled)	College Scorecard (FSA): https://collegescorecard.ed.gov/data/
17	Borrowing intensity	Intensity of undergraduate borrowing: percentage of undergraduate students borrowing multiplied by the median cumulative debt among undergraduate completers	2013-15 (hybrid academic year and award year)	Derived based on College Scorecard: https://collegescorecard.ed.gov/data/
18	Pell	Undergraduate students who receive a Pell Grant (see technical notes below on cohort)	Academic year 2013-14	College Scorecard (IPEDS): https://collegescorecard.ed.gov/data/
19	HCM1	Institutions placed under Heightened Cash Monitoring 1	Updated September 2016	FSA Data Center: https://studentaid.ed.gov/sa/about/data-center/school
20	HCM2	Institutions placed under Heightened Cash Monitoring 2	Updated September 2016	College Scorecard (PEPS): https://collegescorecard.ed.gov/data/
21	Financial Responsibility Composite Score	The composite score reflects the overall relative financial health of institutions along a scale from negative 1.0 to positive 3.0 (see technical notes below)	Fiscal Year 2013-14	FSA Data Center: https://studentaid.ed.gov/sa/about/data-center/school
22	90/10 Revenue Percentage	Funding from Title IV sources (e.g., loans and grants) as a percentage of the institution's total revenue.	Award Year 2014-15	FSA Data Center: https://studentaid.ed.gov/sa/about/data-center/school
23	Graduation rate	150% first-time full-time degree/certificate-seeking graduation rate. For example, bachelor's-seeking students are typically considered to have graduated "on time" if they graduate within 6 years (4 years X 150%).	Academic year 2014-15	College Scorecard (IPEDS): https://collegescorecard.ed.gov/data/
24	Earnings greater than \$25,000	Percent of Title IV undergraduate students earning at least \$25,000 six years after enrollment (limited due to privacy suppression)	Calendar Years 2012, 2013 (2-year pooled)	College Scorecard (Treasury): https://collegescorecard.ed.gov/data/
25	Repayment rate	Three-year repayment rate, percent of undergraduate students reducing original principal balance (limited due to privacy suppression)	Fiscal years 2013-14, 2014-15 (2-year pooled)	College Scorecard (FSA): https://collegescorecard.ed.gov/data/
26	Official Cohort Default rate	Official three-year cohort default rate (undergraduate and graduate)	Fiscal Year 2014-15 (FY2012 cohort)	College Scorecard (FSA): https://collegescorecard.ed.gov/data/
27	Average net price	Average net price (both public and private institutions) among undergraduate students receiving Title IV grants or loans	Academic year 2013-14	College Scorecard (IPEDS): https://collegescorecard.ed.gov/data/
28	Average net price (inc. \$0 - 48K)	Average net price (both public and private institutions) among undergraduate students receiving Title IV grants or loans and with family income between \$0 and \$48,000	Academic year 2013-14	College Scorecard (IPEDS): https://collegescorecard.ed.gov/data/
29	Median earnings	Median earnings of undergraduate students working and not enrolled 10 years after enrollment (limited due to privacy suppression)	Calendar Years 2012, 2013 (2-year pooled)	College Scorecard (Treasury): https://collegescorecard.ed.gov/data/
30	MSI	Minority Serving Institutions that were grant-eligible in recent years (see technical notes below)	Fiscal year 2015-16	College Scorecard (OPE): https://collegescorecard.ed.gov/data/

31	HBCU	Historically Black Colleges and Universities (see technical notes below)	Calendar year 2016	College Scorecard (College Navigator): https://collegescorecard.ed.gov/data/
32	White undergraduates	Percentage of undergraduates who identify as white	Fall 2014	College Scorecard (IPEDS): https://collegescorecard.ed.gov/data/
33	Undergraduates of color	Percentage of undergraduates who identify as black or African American, Hispanic or Latino, Asian, Native Hawaiian or Other Pacific Islander, American Indian or Alaska Native, or more than one race	Fall 2014	College Scorecard (IPEDS): https://collegescorecard.ed.gov/data/
34	Other undergraduates	Percentage of undergraduates who identify as unknown or nonresident alien	Fall 2014	College Scorecard (IPEDS): https://collegescorecard.ed.gov/data/
35	First-time, full-time students	Share and number of undergraduate students who are first-time, full-time degree-/certificate-seeking undergraduate students	Fall 2014	College Scorecard (IPEDS): https://collegescorecard.ed.gov/data/
n/a	Institution name	Name of institution corresponding to six-digit OPEID (see technical notes below)	2015-16	FSA Data Center: https://studentaid.ed.gov/sa/about/data-center/student/title-iv; FSA Data Center: https://studentaid.ed.gov/sa/about/data-center/

Technical Notes

Universe of institutions and accreditors (exclusions)

- Only includes currently operating institutions participating in Title IV programs according to the January 2017 release of College Scorecard. May not reflect recent changes in Title IV participation or location. Exclusions include: OPEID not in (" " "2") and ACT in ("A" "N" "R") and OPEFLAG in (1 2) and (instcat>=0 or is PerfectChild=1). See College Scorecard documentation for more details.
- Only includes primary institutional accreditor relationships as of December 2016, according to PEPS. May not reflect recent updates to status in PEPS or other records of institutional accreditation.
- Excludes secondary accreditor relationships in PEPS, which are voluntarily reported by institutions.
- Excludes non-accredited institutions with small Title IV participating programs that are programmatically accredited by institutional accreditors (e.g., vocational programs offered by secondary schools).
- FSA only calculates financial responsibility composite scores for private, non-profit, and for-profit institutions.
- FSA only calculates 90/10 revenue percentage for for-profit institutions.
- Oklahoma State Board of Vocational Technical Education, Pennsylvania State Board of Vocational Education Bureau of Career and Technical Education, Puerto Rico State Agency for the Approval of Public Postsecondary Vocational Technical Institutions and Programs are excluded from dashboards because separate regulations apply to these agencies.

Aggregation from Unit ID to six-digit OPEID (IPEDS and other location-level source data)

- Institution name - Name of school according to FSA Data Center. Imputes using IPEDS (Fall 2015 or Fall 2014) name at largest main/branch campus if FSA name is missing due to recent closures or loss of Title IV certification.
- Locations - Total number of all main/branch campuses corresponding to six-digit OPEID.
- Undergraduates - Total of all undergraduates attending main/branch campuses corresponding to six-digit OPEID.
- Predominant degree - Median predominant degree code associated with main/branch campuses corresponding to six-digit OPEID. Rounds up to highest integer (e.g., 1.5 rounds up to "Associate's" and 2.5 rounds up to "Bachelor's") equals "n/a" if Scorecard does not indicate a predominant degree for the majority of main/branch campuses. "Graduate" indicates at least half of main/branch campuses are graduate only.
- Control - For each six-digit OPEID, assumes all main/branch campuses have the same control.
- Only distance education - Equal to one if any campus associated with the six-digit OPEID includes only distance education programs.
- MSI - Indicates if at least one main/branch campus are MSIs corresponding to the six-digit OPEID. (Includes HBCUs.)
- HBCU - Indicates if at least one main/branch campus are HBCUs corresponding to the six-digit OPEID.
- Pell/borrowers- Mean share of Pell students (federal borrowers), weighted by number of degree-seeking undergraduates at each campus. NOTE: The proportion of undergraduates who received a Pell grant or loan in the academic year is calculated from the IPEDS Student Financial Aid component. IPEDS calculates these measures as the quotient of the number of Pell grant recipients (or borrowers) divided by the count of all undergraduates for either a fall enrollment cohort (for institutions that primarily follow an academic year calendar system) or a full-year enrollment cohort (for institutions that primarily follow a continuous enrollment or program-based calendar system). Please note that this element is a proxy estimate and that degree-seeking undergraduate students does not represent the exact denominator for these percentages.
- Average net price - Mean average price, weighted by number students in IPEDS title IV financial aid cohort at each campus.
- Graduation rate - Mean graduation rate, weighted by number of student IPEDS adjusted fall first-time, full-time cohort at each campus.
- First-time, full-time students - Sum of first-time, full-time undergraduate students among main/branch campuses corresponding to the six-digit OPEID. Percentage is a mean, weighted by the number of degree-seeking undergraduates at each campus. NOTE: proportion of undergraduates who are first-time, full-time is calculated from the IPEDS Graduation Rate component. IPEDS calculates this measure as the quotient of the number of first-time students divided by the count of all entering undergraduates. Please note that this element is a proxy estimate and that degree-seeking undergraduate students does not represent the exact denominator for these percentages.

Aggregation from Unit ID to six-digit OPEID (FSA and Treasury source data)


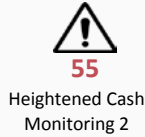

- Earnings - Mean (unweighted) median and threshold earnings. Note for almost all institutions earnings is same across all campuses corresponding to the same six-digit OPEID. Due to changes over time in the six-digit OPEID to UnitID crosswalk, there are a small number of institutions for which earnings is different across campuses such that the calculated mean may not precisely measure the median or threshold earnings of the whole institution.
- FSA data variables - Assumes one-to-one correspondence between six-digit OPEID and data base on FSA sources. For 90/10 percentage, may contain repeating values because it does not take into account "school groups" (e.g., corporate parent holding companies).

<p>Linkage of source files</p>	<ul style="list-style-type: none"> • Data file generated by using six-digit OPEID to link PEPS (accreditation info), Title IV volume reports (FSA Data Center), and College Scorecard data. • Observations not matching with currently operating institutions on the College Scorecard were discarded. • Linkages could be affected by changes in the structure and operating status of institutions over time. • Six-digit OPEID generated by taking the second through sixth characters of the eight-digit OPEID. First digit ignored because it indicates third digit of branch campuses.
<p>Aggregation from six-digit OPEID to accreditor and national figures</p>	<ul style="list-style-type: none"> • Measures aggregated according to the accreditor corresponding to each six-digit OPEID. • National totals and averages do not equal the totals and averages of accreditors because 77 institutions on College Scorecard not currently institutionally accredited according to PEPS (see note on universe of institutions). • For categorical variables (e.g., HCM1/2), counts, and total \$ amounts (e.g., control, # undergraduates, Title IV volume), summed up across institutions. Excludes counts of missing values for each variable. • For ratios and averages (e.g., \$ Pell and median earnings), applied same weights to IPEDS data as used for aggregation from Unit ID to six-digit OPEID (see technical notes above). For earnings, repayment, and default data weighted by the undergraduate cohorts corresponding to each measure.
<p>Financial Responsibility Composite Score</p>	<p>A score greater than or equal to 1.5 indicates the institution is considered financially responsible. Schools with scores of less than 1.5 but greater than or equal to 1.0 are considered financially responsible, but require additional oversight. These schools are subject to cash monitoring and other participation requirements. A school with a score less than 1.0 is considered not financially responsible. However, a school with a score less than 1.0 may continue to participate in the Title IV programs under provisional certification. In addition, this lower score typically requires that the school be subject to cash monitoring requirements and post a letter of credit (equal to a minimum of 10 percent of the Title IV aid it received in the institution's most recent fiscal year).</p>
<p>90/10 Revenue Percentage</p>	<p>Section 487(d)(4) of the Higher Education Act of 1965 (HEA), as amended, requires the Secretary to annually submit a report to Congress containing information regarding the amount and percentage of each proprietary institution's revenues from Title IV sources and non-Title IV sources as provided by the institution in its audited financial statements. The reports are sent to the Chairmen and Ranking Members of the corresponding House and Senate authorizing committees. Below, you can access the 90/10 transmittal letters, summary charts and reports for institutions with fiscal years ending in the corresponding award year. This information relates to the requirement under the HEA that a for-profit institution of postsecondary education derive at least 10 percent of its revenue from non-Title IV sources (i.e., the 90/10 rule).</p>

All Currently Operating Institutions of Higher Education*

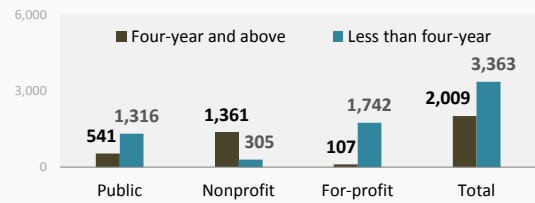
Federal Postsecondary Education and Student Aid Data

First Glance

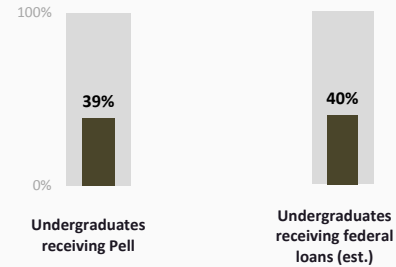


n/a

Accreditor Type
[Scope of Recognition](#)

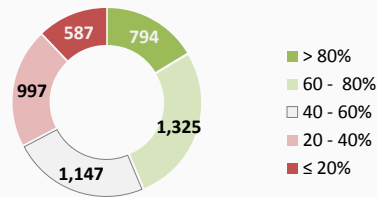


Institutions by predominant degree and control

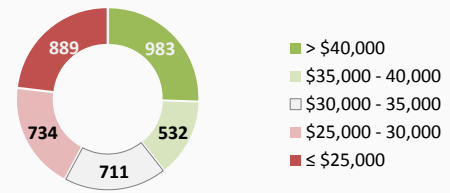


Graduation & Earnings

Green = good outcomes
Red = bad outcomes



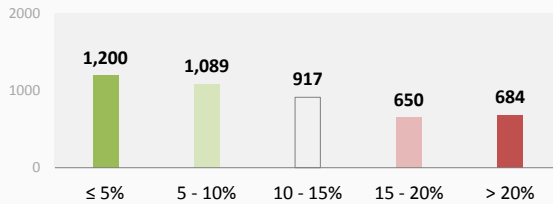
Institutions by graduation rate



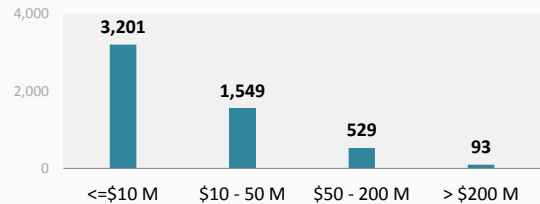
Institutions by median earnings

Loan Performance

Green = low
Red = high

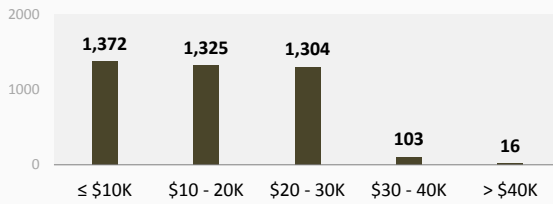


Institutions by cohort default rate

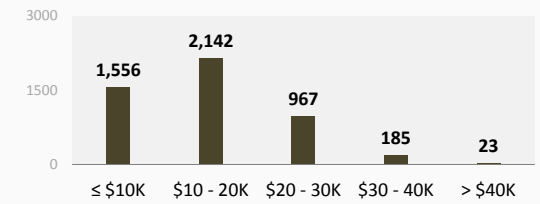


Institutions by Title IV volume

Debt & Net Price



Institutions by median debt of completers



Institutions by average net price

Technical Notes

See README for more details

Universe of institutions and accreditors

* Only includes currently operating institutions participating in Title IV federal financial aid programs according to the January 2017 release of College Scorecard[®]

Only includes primary institutional accreditor relationships as of December 2016, according to PEPS

Excludes counts of missing values for each variable so that categories may not add up to total number of institutions overseen by each accreditor

Data Sources

Postsecondary Education Participants System (PEPS): <http://www2.ed.gov/offices/OSFAP/PEPS/dataextracts.html> (as of December 2016)

College Scorecard: <https://collegescorecard.ed.gov/data/> (as posted on technical site in January 2017)


FSA Data Center: <https://studentaid.ed.gov/sa/about/data-center/> (AY 2014-15)

Regional Accreditors


Federal Postsecondary Education and Student Aid Data

First Glance


2,866
Institutions

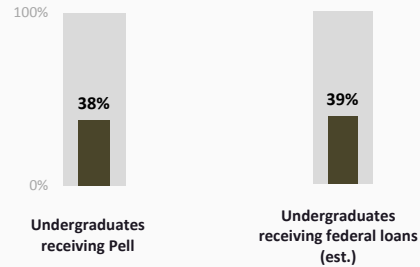
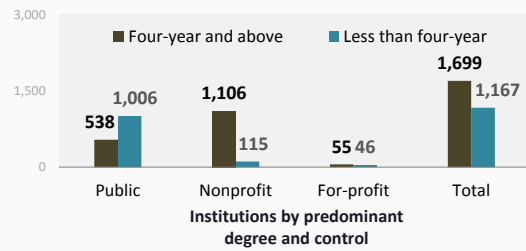

3,524
Locations


8
Heightened Cash
Monitoring 2


15,207,913
Degree-seeking
undergraduates

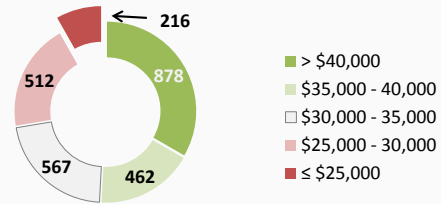
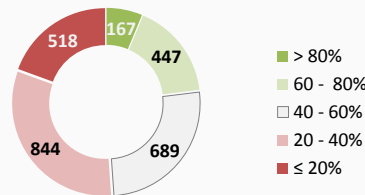

\$117.02 B
Title IV federal student
aid volume

n / a
Accreditor Type
[Scope of Recognition](#)



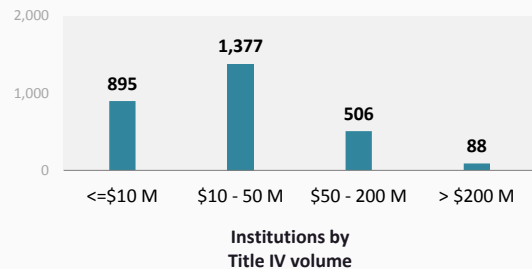
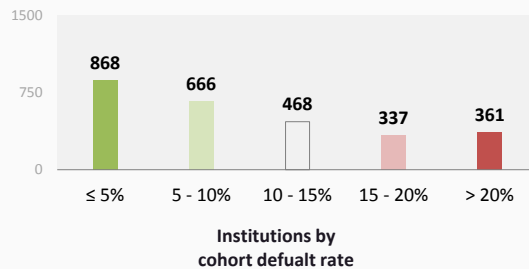
Graduation & Earnings

Green = good outcomes
Red = bad outcomes

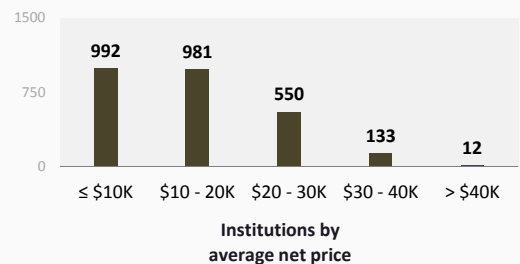
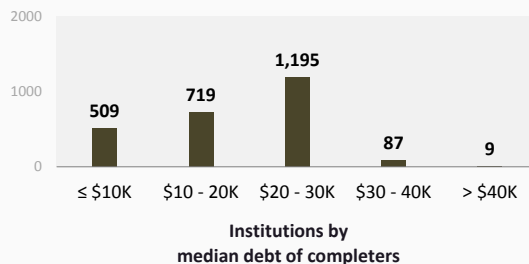


Loan Performance

Green = low
Red = high



Debt & Net Price



Technical Notes

See [README](#) for more details

Universe of institutions and accreditors

Only includes currently operating institutions participating in Title IV programs according to the January 2017 release of College Scorecard[®]

Only includes primary institutional accreditor relationships as of December 2016, according to PEPS

Excludes counts of missing values for each variable so that categories may not add up to total number of institutions overseen by each accreditor

Data Sources

Postsecondary Education Participants System (PEPS): <http://www2.ed.gov/offices/OSFAP/PEPS/dataextracts.html> (as of December 2016)

College Scorecard: <https://collegescorecard.ed.gov/data/> (as posted on technical site in January 2017)

FSA Data Center: <https://studentaid.ed.gov/sa/about/data-center/> (AY 2014-15)

National Accreditors

Federal Postsecondary Education and Student Aid Data

First Glance

1,165
Institutions

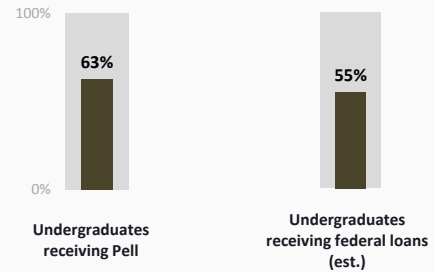
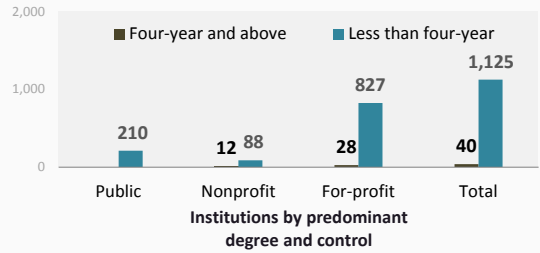
1,787
Locations

19
Heightened Cash
Monitoring 2

685,609
Degree-seeking
undergraduates

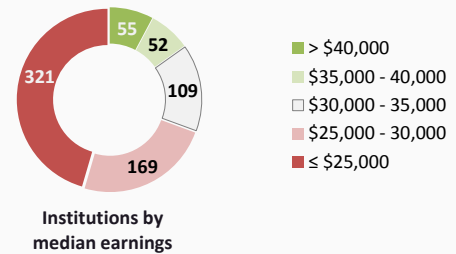
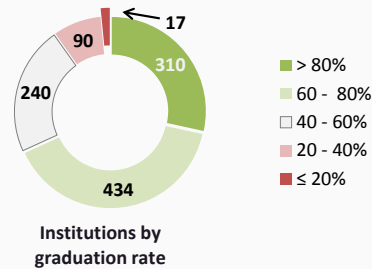
\$7.34 B
Title IV federal student
aid volume

n / a
Accreditor Type
[Scope of Recognition](#)



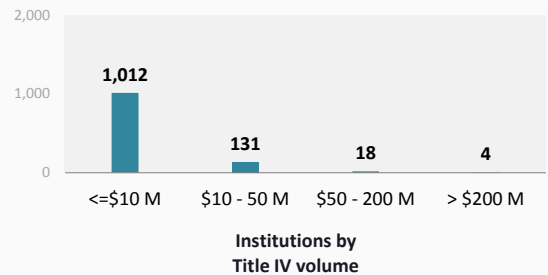
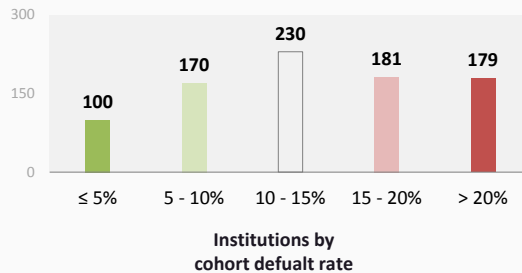
Graduation & Earnings

Green = good outcomes
Red = bad outcomes

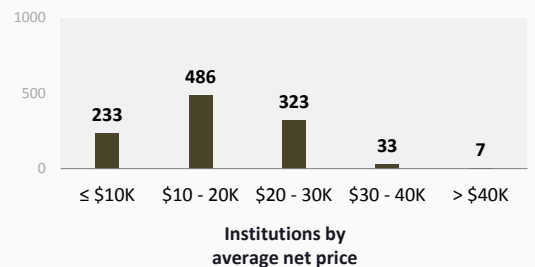
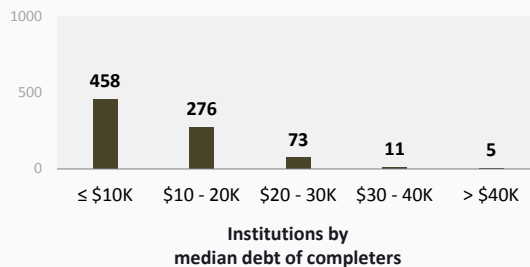


Loan Performance

Green = low
Red = high



Debt & Net Price



Technical Notes

See README for more details

Universe of institutions and accreditors

Only includes currently operating institutions participating in Title IV programs according to the January 2017 release of College Scorecard®

Only includes primary institutional accretor relationships as of December 2016, according to PEPS

Excludes counts of missing values for each variable so that categories may not add up to total number of institutions overseen by each accretor

Data Sources

Postsecondary Education Participants System (PEPS): <http://www2.ed.gov/offices/OSFAP/PEPS/dataextracts.html> (as of December 2016)

College Scorecard: <https://collegescorecard.ed.gov/data/> (as posted on technical site in January 2017)

FSA Data Center: <https://studentaid.ed.gov/sa/about/data-center/> (AY 2014-15)

Institutions with Greater Than \$200 Million in Title IV Federal Student Aid Volume: Award Year 2014-15

Federal Postsecondary Education and Student Aid Data

Accrediting Bureau of Health Education Schools

Institution name	# locations	Title IV volume	# degree-seeking undergraduates	Predominant degree	Control	% receiving Pell	% borrowing	Default rate	Median completer borrower debt	Graduation rate	Repayment rate	Median earnings
Ultimate Medical Academy	2	\$203 M	12,848	Certificate	For-profit	77%	36%	14%	\$13,219	50%	20%	\$25,500

Accrediting Commission of Career Schools and Colleges

Institution name	# locations	Title IV volume	# degree-seeking undergraduates	Predominant degree	Control	% receiving Pell	% borrowing	Default rate	Median completer borrower debt	Graduation rate	Repayment rate	Median earnings
Full Sail University	1	\$297 M	17,205	Bachelor's	For-profit	60%	65%	21%	\$32,500	55%	27%	\$35,200

Middle States Commission on Higher Education





























































Institution name	# locations	Title IV volume	# degree-seeking undergraduates	Predominant degree	Control	% receiving Pell	% borrowing	Default rate	Median completer borrower debt	Graduation rate	Repayment rate	Median earnings
New York University	1	\$672 M	24,539	Bachelor's	Nonprofit	21%	41%	2%	\$23,300	83%	77%	\$58,800
Pennsylvania State University	24	\$648 M	73,701	Bachelor's	Public	26%	57%	6%	\$27,000	69%	71%	\$47,700
Strayer University	76	\$576 M	24,948	n/a	For-profit	47%	56%	12%	\$36,174	20%	22%	\$49,200
Rutgers University	3	\$507 M	45,736	Bachelor's	Public	35%	55%	4%	\$21,745	77%	68%	\$54,500
Temple University	1	\$398 M	27,669	Bachelor's	Public	35%	66%	5%	\$26,000	69%	68%	\$47,200
Columbia University	1	\$309 M	8,100	Bachelor's	Nonprofit	21%	26%	2%	\$23,000	95%	77%	\$75,200
University of Pittsburgh	5	\$293 M	24,749	Bachelor's	Public	23%	60%	4%	\$26,814	70%	76%	\$48,800
Drexel University	1	\$280 M	16,681	Bachelor's	Nonprofit	21%	56%	3%	\$25,500	67%	77%	\$62,600
George Washington University	1	\$266 M	10,433	Bachelor's	Nonprofit	14%	40%	1%	\$25,350	79%	83%	\$65,400
Georgetown University	1	\$258 M	7,211	Bachelor's	Nonprofit	13%	27%	1%	\$17,000	95%	87%	\$84,000
U. of Maryland-University College	1	\$233 M	33,892	Bachelor's	Public	25%	30%	8%	\$19,458	8%	39%	\$49,900
University of Pennsylvania	1	\$220 M	10,678	Bachelor's	Nonprofit	14%	22%	1%	\$21,500	96%	87%	\$79,700
Long Island University	6	\$215 M	8,583	Bachelor's	Nonprofit	41%	51%	6%	\$25,499	36%	51%	\$44,600
State U. of New York at Buffalo	1	\$210 M	19,488	Bachelor's	Public	30%	47%	3%	\$19,500	72%	69%	\$48,400
St John's University	1	\$208 M	10,878	Bachelor's	Nonprofit	30%	56%	7%	\$25,910	59%	65%	\$52,700

New England Association of Schools and Colleges Commission on Institutions of Higher Education



















<i>Institution name</i>	<i># locations</i>	<i>Title IV volume</i>	<i># degree-seeking undergraduates</i>	<i>Predominant degree</i>	<i>Control</i>	<i>% receiving Pell</i>	<i>% borrowing</i>	<i>Default rate</i>	<i>Median completer borrower debt</i>	<i>Graduation rate</i>	<i>Repayment rate</i>	<i>Median earnings</i>
Boston University	1	\$266 M	16,457	Bachelor's	Nonprofit	14%	40%	2%	\$27,000	85%	82%	\$59,500
Southern New Hampshire U.	1	\$256 M	28,035	Bachelor's	Nonprofit	42%	67%	8%	\$19,803	50%	60%	\$41,900
University of Connecticut	4	\$211 M	22,294	Bachelor's	Public	23%	49%	3%	\$21,500	74%	79%	\$54,000

North Central Association of Colleges and Schools The Higher Learning Commission

































































































<i>Institution name</i>	<i># locations</i>	<i>Title IV volume</i>	<i># degree-seeking undergraduates</i>	<i>Predominant degree</i>	<i>Control</i>	<i>% receiving Pell</i>	<i>% borrowing</i>	<i>Default rate</i>	<i>Median completer borrower debt</i>	<i>Graduation rate</i>	<i>Repayment rate</i>	<i>Median earnings</i>
University of Phoenix	37	\$2,158 M	202,099	Bachelor's	For-profit	59%	58%	14%	\$33,000	17%	24%	\$51,100
Walden University	1	\$859 M	8,658	Bachelor's	For-profit	47%	66%	7%	\$29,125	33%	22%	\$59,700
Grand Canyon University	1	\$771 M	38,905	Bachelor's	For-profit	51%	62%	10%	\$18,750	28%	28%	\$44,500
Kaplan University	10	\$751 M	45,776	Associate's	For-profit	66%	53%	13%	\$29,493	27%	22%	\$33,400
DeVry University	19	\$704 M	41,081	Bachelor's	For-profit	62%	78%	13%	\$40,150	32%	33%	
Arizona State University	5	\$646 M	66,775	Bachelor's	Public	36%	52%	7%	\$20,229	63%	57%	\$45,100
Capella University	1	\$508 M	8,738	Bachelor's	For-profit	55%	85%	9%	\$30,313	0%	24%	\$66,600
Michigan State University	1	\$420 M	38,395	Bachelor's	Public	23%	46%	4%	\$25,458	79%	70%	\$49,900
Ohio State University	6	\$397 M	49,958	Associate's	Public	25%	46%	5%	\$21,960	69%	63%	\$42,900
U. of Minnesota - Twin Cities	2	\$342 M	30,614	Bachelor's	Public	21%	44%	3%	\$20,500	78%	74%	\$48,300
Colorado Technical University	4	\$340 M	20,322	Bachelor's	For-profit	67%	86%	18%	\$34,136	24%	43%	\$50,100
Midwestern University	2	\$337 M	0	Graduate	Nonprofit		0%	0%		0%	43%	\$117,800
University of Cincinnati	3	\$335 M	31,401	Associate's	Public	30%	54%	8%	\$23,100	50%	57%	\$38,900
Kent State University	8	\$318 M	39,307	Associate's	Public	41%	64%	12%	\$25,997	45%	46%	\$36,000
Ivy Tech Community College of IN	15	\$302 M	77,657	n/a	Public	52%	34%	23%	\$13,000	8%	22%	\$29,400
Chamberlain College of Nursing	9	\$295 M	17,818	Bachelor's	For-profit	33%	72%	4%	\$24,581	44%	58%	\$52,600
University of Illinois at Chicago	1	\$286 M	16,635	Bachelor's	Public	51%	50%	3%	\$18,750	60%	67%	\$51,100
University of Arizona (The)	1	\$283 M	32,646	Bachelor's	Public	33%	41%	6%	\$19,000	60%	66%	\$44,000
Indiana U. - Purdue Indianapolis	1	\$275 M	21,777	Bachelor's	Public	37%	51%	6%	\$24,148	43%	53%	\$40,200
University of Michigan	1	\$269 M	28,217	Bachelor's	Public	16%	34%	2%	\$20,496	91%	76%	\$57,400
DePaul University	1	\$263 M	15,858	Bachelor's	Nonprofit	35%	58%	4%	\$23,500	71%	61%	\$50,300
American Public University System	1	\$261 M	44,924	Bachelor's	For-profit	33%	34%	23%	\$18,544	46%	23%	
West Virginia University	3	\$259 M	24,370	Bachelor's	Public	28%	52%	9%	\$23,969	52%	59%	\$43,400
Ohio University	6	\$258 M	32,577	Associate's	Public	32%	58%	11%	\$21,250	57%	51%	\$39,600
U. of Illinois at Champaign-Urbana	1	\$251 M	31,875	Bachelor's	Public	21%	39%	2%	\$20,500	84%	78%	\$56,600
Wayne State University	1	\$242 M	17,242	Bachelor's	Public	48%	60%	9%	\$21,393	34%	38%	\$39,400
University of Missouri at Columbia	1	\$222 M	27,276	Bachelor's	Public	21%	47%	4%	\$21,647	69%	70%	\$46,000

Indiana University at Bloomington	1	\$222 M	 32,252	Bachelor's	Public	 16%	 32%	 4%	\$23,000	 78%	 74%	\$44,700
American Intercontinental U.	3	\$220 M	 11,733	Bachelor's	For-profit	 72%	 89%	 18%	\$33,828	 35%	 21%	\$40,700
University of Iowa	1	\$215 M	 21,486	Bachelor's	Public	 19%	 46%	 3%	\$21,612	 70%	 72%	\$49,100
Central Michigan University	1	\$214 M	 20,297	Bachelor's	Public	 36%	 78%	 6%	\$27,000	 56%	 55%	\$39,800
Baker College	10	\$214 M	 27,152	Associate's	Nonprofit	 65%	 70%	 16%	\$24,000	 13%	 30%	\$26,400
University of Kansas	1	\$209 M	 18,802	Bachelor's	Public	 22%	 45%	 4%	\$19,793	 60%	 66%	\$44,800
Loyola University - Chicago	1	\$204 M	 10,042	Bachelor's	Nonprofit	 28%	 61%	 3%	\$25,000	 73%	 76%	\$50,700
U. of Oklahoma - Norman Campus	2	\$203 M	 21,366	Bachelor's	Public	 24%	 38%	 4%	\$19,500	 67%	 70%	\$46,700
Northern Arizona University	1	\$201 M	 23,189	Bachelor's	Public	 37%	 54%	 7%	\$20,500	 52%	 53%	\$39,100
University of Colorado -Denver	1	\$201 M	 10,786	Bachelor's	Public	 27%	 36%	 3%	\$21,500	 40%	 61%	\$57,400

Northwest Commission on Colleges and Universities

<i>Institution name</i>	<i># locations</i>	<i>Title IV volume</i>	<i># degree-seeking undergraduates</i>	<i>Predominant degree</i>	<i>Control</i>	<i>% receiving Pell</i>	<i>% borrowing</i>	<i>Default rate</i>	<i>Median completer borrower debt</i>	<i>Graduation rate</i>	<i>Repayment rate</i>	<i>Median earnings</i>
University of Washington	3	\$350 M	 37,634	Bachelor's	Public	 29%	 35%	 3%	\$15,797	 82%	 76%	\$53,700
Western Governors University	1	\$344 M	 44,499	Bachelor's	Nonprofit	 37%	 59%	 5%	\$14,690	 17%	 50%	\$38,900
Washington State University	4	\$211 M	 23,585	N/A	Public	 34%	 49%	 3%	\$20,500	 67%	 73%	\$47,500

Southern Association of Colleges and Schools Commission on Colleges

<i>Institution name</i>	<i># locations</i>	<i>Title IV volume</i>	<i># degree-seeking undergraduates</i>	<i>Predominant degree</i>	<i>Control</i>	<i>% receiving Pell</i>	<i>% borrowing</i>	<i>Default rate</i>	<i>Median completer borrower debt</i>	<i>Graduation rate</i>	<i>Repayment rate</i>	<i>Median earnings</i>
Liberty University	1	\$809 M	 49,340	Bachelor's	Nonprofit	 50%	 66%	 9%	\$23,250	 50%	 38%	\$35,600
Nova Southeastern U. - Davie	1	\$569 M	 4,582	Bachelor's	Nonprofit	 44%	 58%	 3%	\$25,250	 46%	 42%	\$45,200
Florida International University	1	\$376 M	 39,102	Bachelor's	Public	 56%	 46%	 7%	\$17,250	 54%	 55%	\$43,700
U. of Central Florida-Main Campus	1	\$353 M	 52,280	Bachelor's	Public	 38%	 45%	 4%	\$18,350	 70%	 61%	\$42,900
South University	17	\$334 M	 18,461	Bachelor's	For-profit	 63%	 66%	 17%	\$25,167	 7%	 20%	\$28,800
University of South Florida	3	\$319 M	 35,798	Bachelor's	Public	 42%	 48%	 5%	\$19,500	 64%	 56%	\$41,000
The University of Texas - Austin	1	\$316 M	 38,914	Bachelor's	Public	 26%	 38%	 4%	\$22,160	 81%	 77%	\$53,000
University of Florida	2	\$313 M	 32,758	Bachelor's	Public	 32%	 32%	 3%	\$15,000	 88%	 66%	\$51,100
Texas A & M University	2	\$298 M	 46,941	Certificate	Public	 22%	 33%	 4%	\$19,000	 79%	 81%	\$53,900
Georgia State University	1	\$258 M	 24,619	Bachelor's	Public	 52%	 59%	 6%	\$23,090	 53%	 44%	\$40,800
Keiser University	14	\$250 M	 18,018	N/A	Nonprofit	 65%	 69%	 13%	\$26,063	 55%	 24%	\$29,700
The University of Tennessee	1	\$250 M	 21,396	Bachelor's	Public	 30%	 43%	 6%	\$19,999	 69%	 68%	\$42,300
Virginia Commonwealth University	1	\$250 M	 22,280	Bachelor's	Public	 29%	 51%	 5%	\$24,151	 59%	 55%	\$41,400
U. of South Carolina-Columbia	2	\$248 M	 25,586	Bachelor's	Public	 23%	 48%	 4%	\$23,000	 68%	 69%	\$42,200
University of North Texas	1	\$248 M	 31,381	Bachelor's	Public	 38%	 52%	 8%	\$20,000	 50%	 57%	\$42,300
Florida State University	1	\$244 M	 32,432	Bachelor's	Public	 33%	 47%	 5%	\$20,887	 79%	 63%	\$44,000

Texas State University	1	\$241 M		32,177	Bachelor's	Public		35%		53%	8%	\$21,359		55%	56%	\$43,400
University of Houston	1	\$224 M		31,643	Bachelor's	Public		38%		41%	6%	\$19,703		48%	61%	\$48,900
University of Texas at Arlington	1	\$223 M		29,616	Bachelor's	Public		40%		58%	7%	\$18,750		42%	55%	\$45,900
University of Kentucky	1	\$216 M		21,725	Bachelor's	Public		25%		44%	6%	\$21,500		61%	61%	\$41,900
The University of Alabama	1	\$214 M		29,851	Bachelor's	Public		20%		40%	6%	\$23,750		66%	57%	\$41,900
Kennesaw State University	1	\$211 M		23,058	Bachelor's	Public		41%		55%	7%	\$22,750		43%	53%	\$40,000
Miami Dade College	1	\$209 M		61,470	Associate's	Public		54%		9%	11%	\$8,500		33%	41%	\$30,100
U. of North Carolina at Chapel Hill	1	\$208 M		17,908	Bachelor's	Public		21%		32%	2%	\$16,149		90%	82%	\$51,000
University of Georgia	1	\$205 M		26,738	Bachelor's	Public		24%		40%	3%	\$19,000		85%	66%	\$47,300

Western Association of Schools and Colleges, Accrediting Commission for Senior Colleges and Universities

<i>Institution name</i>	<i># locations</i>	<i>Title IV volume</i>	<i># degree-seeking undergraduates</i>	<i>Predominant degree</i>	<i>Control</i>	<i>% receiving Pell</i>	<i>% borrowing</i>	<i>Default rate</i>	<i>Median completer borrower debt</i>	<i>Graduation rate</i>	<i>Repayment rate</i>	<i>Median earnings</i>				
Ashford University	1	\$654 M		44,744	Bachelor's	For-profit		59%		72%	15%	\$32,823		18%	22%	\$39,100
University of Southern California	1	\$581 M		18,392	Bachelor's	Nonprofit		23%		37%	1%	\$21,500		91%	81%	\$67,700
Argosy University	29	\$465 M		23,841	Bachelor's	For-profit		68%		73%	13%	\$24,750		29%	19%	\$37,000
U. of California-Los Angeles	1	\$293 M		29,627	Bachelor's	Public		36%		36%	2%	\$16,126		91%	77%	\$59,600
California State U. - Northridge	1	\$213 M		35,409	Bachelor's	Public		52%		34%	5%	\$15,000		47%	59%	\$43,100

Technical Notes (see README for more details)

Universe of institutions and accreditors

Only includes currently operating institutions participating in Title IV programs according to the January 2017 release of College Scorecard[®]

Only includes primary institutional accreditor relationships as of December 2016, according to PEPS

Data Sources

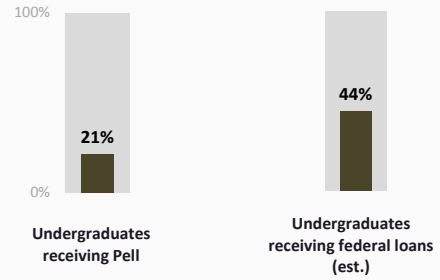
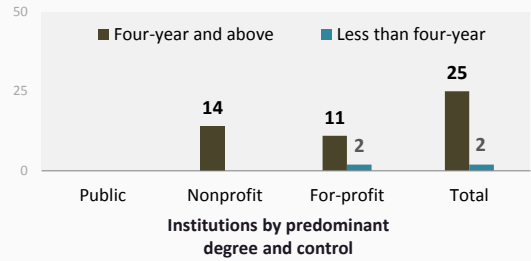

Postsecondary Education Participants System (PEPS): <http://www2.ed.gov/offices/OSFAP/PEPS/dataextracts.html> (as of December 2016)

College Scorecard: <https://collegescorecard.ed.gov/data/> (as posted on technical site in January 2017)

FSA Data Center: <https://studentaid.ed.gov/sa/about/data-center/> (AY 2014-15)

Accreditation Commission for Acupuncture and Oriental Medicine Federal Postsecondary Education and Student Aid Data

First Glance



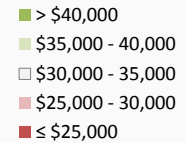

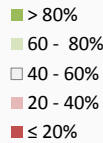
Specialized/programmatic or state agency

Accreditor Type
[Scope of Recognition](#)

Graduation & Earnings

Green = good outcomes
Red = bad outcomes

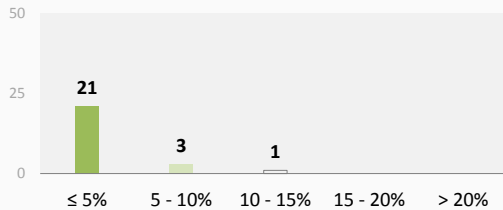
No data



Loan Performance

Green = low
Red = high

Institutions by graduation rate

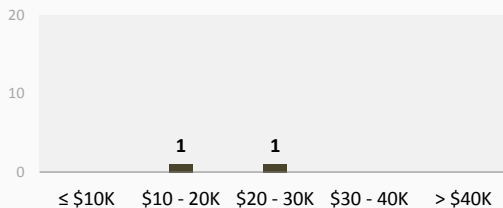


Institutions by median earnings




Debt & Net Price

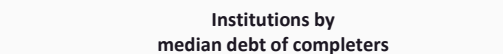
Institutions by cohort default rate



Institutions by Title IV volume



Institutions by median debt of completers



Institutions by average net price



Technical Notes
See README for more details

Universe of institutions and accreditors

Only includes currently operating institutions participating in Title IV programs according to the January 2017 release of College Scorecard[®]
Only includes primary institutional accreditor relationships as of December 2016, according to PEPS
Excludes counts of missing values for each variable so that categories may not add up to total number of institutions overseen by each accreditor

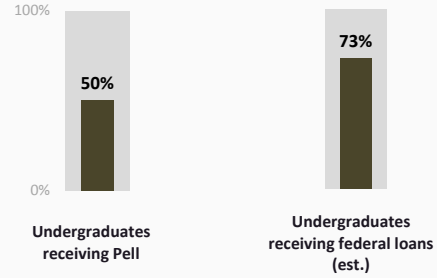
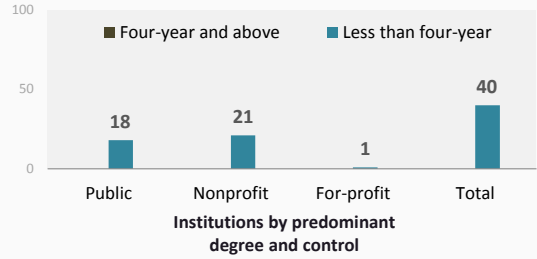

Data Sources

Postsecondary Education Participants System (PEPS): <http://www2.ed.gov/offices/OSFAP/PEPS/dataextracts.html> (as of December 2016)
College Scorecard: <https://collegescorecard.ed.gov/data/> (as posted on technical site in January 2017)
FSA Data Center: <https://studentaid.ed.gov/sa/about/data-center/> (AY 2014-15)

Accreditation Commission for Education in Nursing Inc.

Federal Postsecondary Education and Student Aid Data

First Glance

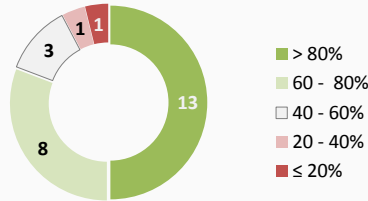


Specialized/programmatic or state agency

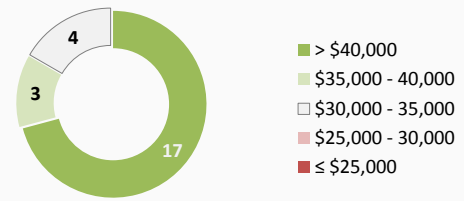
Accreditor Type
[Scope of Recognition](#)

Graduation & Earnings

Green = good outcomes
Red = bad outcomes



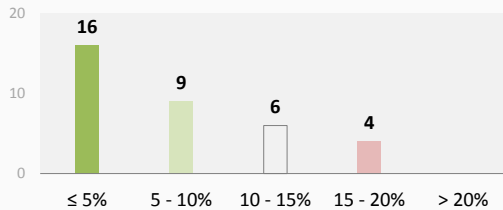
Institutions by
graduation rate



Institutions by
median earnings

Loan Performance

Green = low
Red = high

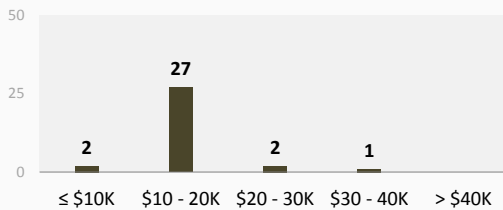


Institutions by
cohort default rate

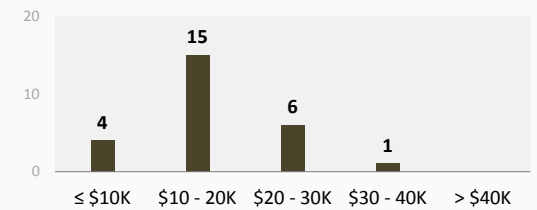


Institutions by
Title IV volume

Debt & Net Price



Institutions by
median debt of completers



Institutions by
average net price

Technical Notes
See README for more
details

Universe of institutions and accreditors

Only includes currently operating institutions participating in Title IV programs according to the January 2017 release of College Scorecard[®]

Only includes primary institutional accreditor relationships as of December 2016, according to PEPS

Excludes counts of missing values for each variable so that categories may not add up to total number of institutions overseen by each accreditor

Data Sources

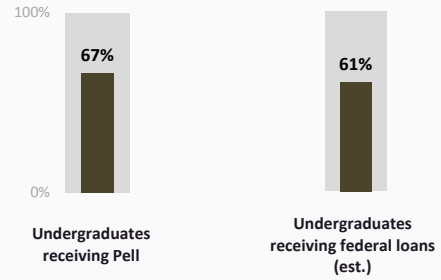
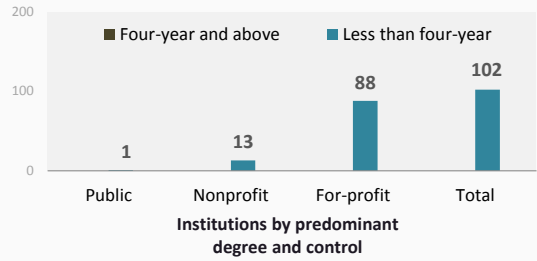

Postsecondary Education Participants System (PEPS): <http://www2.ed.gov/offices/OSFAP/PEPS/dataextracts.html> (as of December 2016)

College Scorecard: <https://collegescorecard.ed.gov/data/> (as posted on technical site in January 2017)

FSA Data Center: <https://studentaid.ed.gov/sa/about/data-center/> (AY 2014-15)

Accrediting Bureau of Health Education Schools Federal Postsecondary Education and Student Aid Data

First Glance

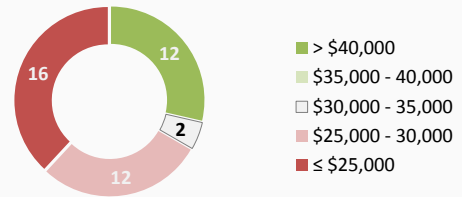
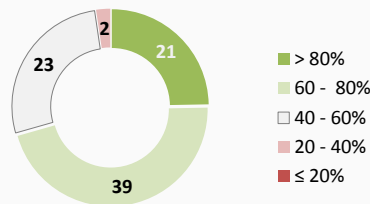


National

Accreditor Type
[Scope of Recognition](#)

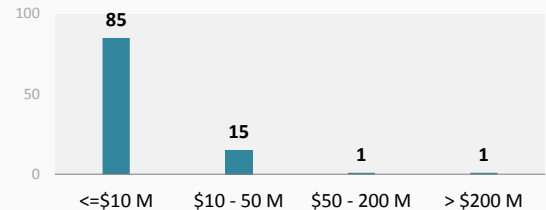
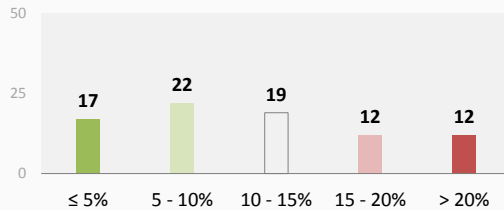
Graduation & Earnings

Green = good outcomes
Red = bad outcomes

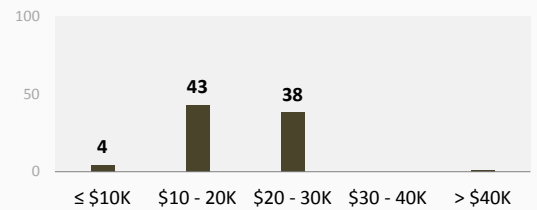
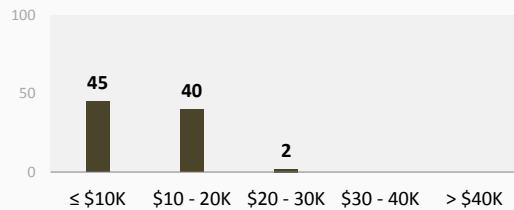


Loan Performance

Green = low
Red = high



Debt & Net Price



Technical Notes

See README for more details

Universe of institutions and accreditors

Only includes currently operating institutions participating in Title IV programs according to the January 2017 release of College Scorecard[®]

Only includes primary institutional accreditor relationships as of December 2016, according to PEPS

Excludes counts of missing values for each variable so that categories may not add up to total number of institutions overseen by each accreditor

Data Sources

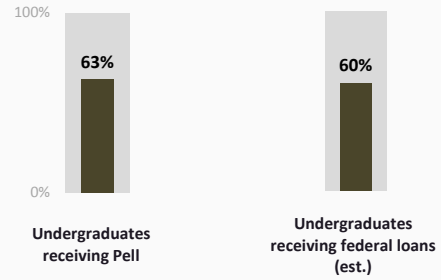
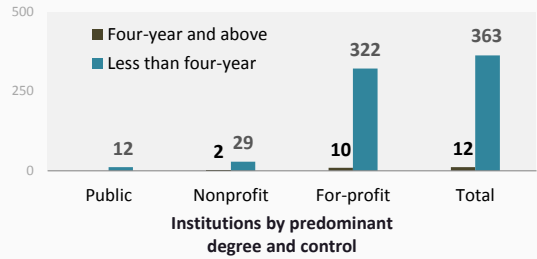


Postsecondary Education Participants System (PEPS): <http://www2.ed.gov/offices/OSFAP/PEPS/dataextracts.html> (as of December 2016)

College Scorecard: <https://collegescorecard.ed.gov/data/> (as posted on technical site in January 2017)

FSA Data Center: <https://studentaid.ed.gov/sa/about/data-center/> (AY 2014-15)

Accrediting Commission of Career Schools and Colleges Federal Postsecondary Education and Student Aid Data

First Glance

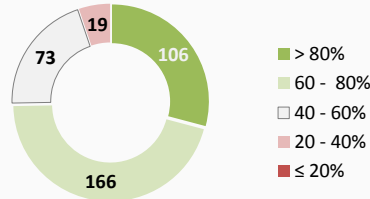


National

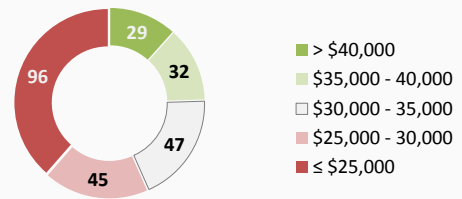
Accreditor Type
[Scope of Recognition](#)

Graduation & Earnings

Green = good outcomes
Red = bad outcomes



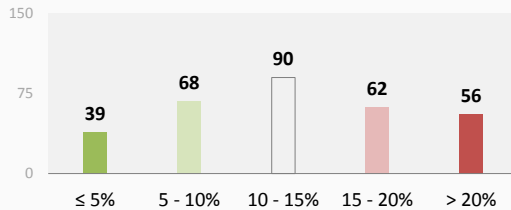
Institutions by
graduation rate



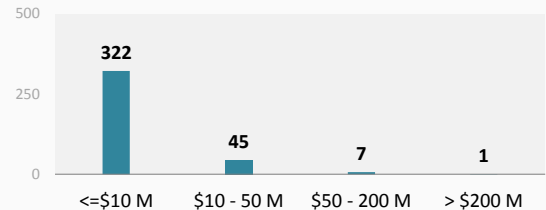
Institutions by
median earnings

Loan Performance

Green = low
Red = high

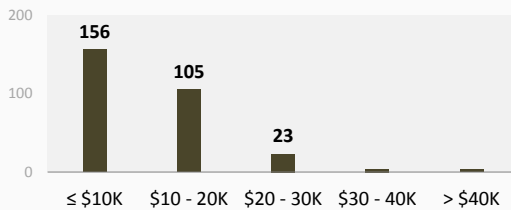


Institutions by
cohort default rate

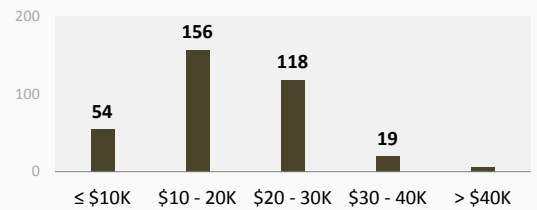


Institutions by
Title IV volume

Debt & Net Price



Institutions by
median debt of completers



Institutions by
average net price

Technical Notes

See README for more
details

Universe of institutions and accreditors

Only includes currently operating institutions participating in Title IV programs according to the January 2017 release of College Scorecard[®]

Only includes primary institutional accreditor relationships as of December 2016, according to PEPS

Excludes counts of missing values for each variable so that categories may not add up to total number of institutions overseen by each accreditor

Data Sources

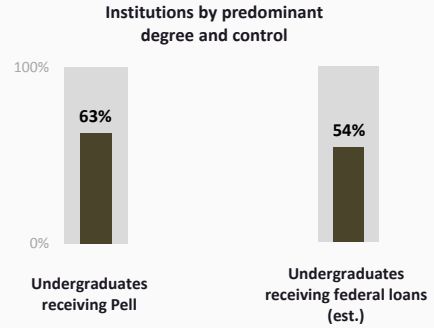
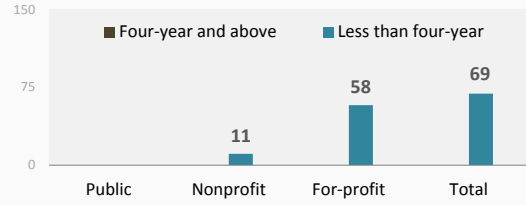


Postsecondary Education Participants System (PEPS): <http://www2.ed.gov/offices/OSFAP/PEPS/dataextracts.html> (as of December 2016)

College Scorecard: <https://collegescorecard.ed.gov/data/> (as posted on technical site in January 2017)

FSA Data Center: <https://studentaid.ed.gov/sa/about/data-center/> (AY 2014-15)

Accrediting Council for Continuing Education & Training Federal Postsecondary Education and Student Aid Data

First Glance

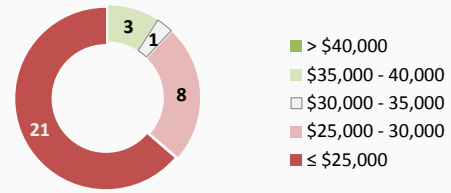
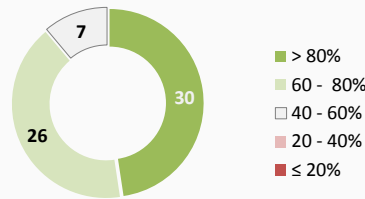


National

Accreditor Type
[Scope of Recognition](#)

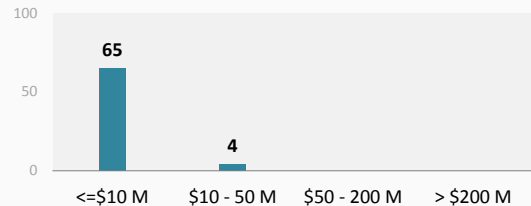
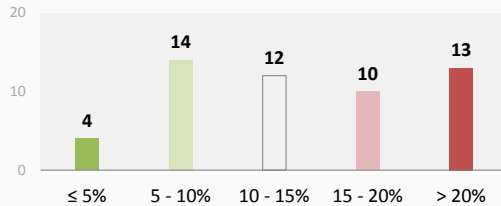
Graduation & Earnings

Green = good outcomes
Red = bad outcomes

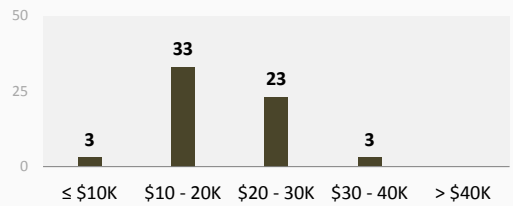
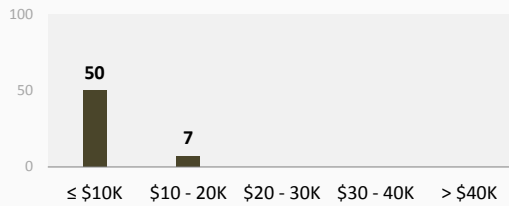


Loan Performance

Green = low
Red = high



Debt & Net Price



Technical Notes

See README for more details

Universe of institutions and accreditors

Only includes currently operating institutions participating in Title IV programs according to the January 2017 release of College Scorecard®

Only includes primary institutional accretor relationships as of December 2016, according to PEPS

Excludes counts of missing values for each variable so that categories may not add up to total number of institutions overseen by each accretor

Data Sources

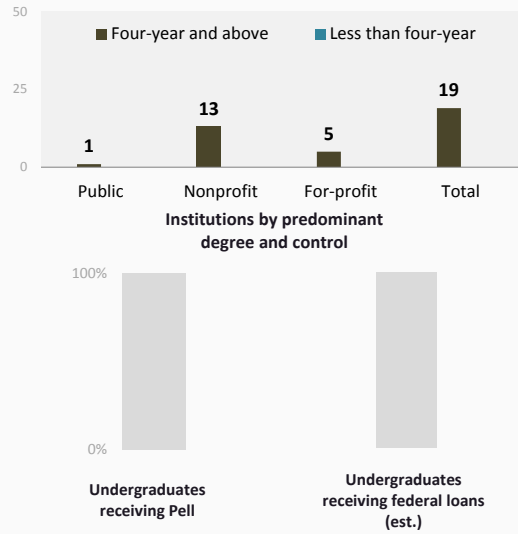
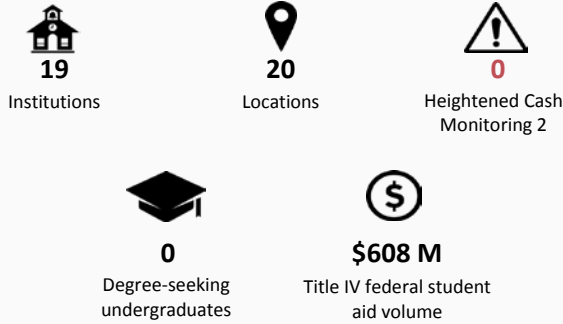
Postsecondary Education Participants System (PEPS): <http://www2.ed.gov/offices/OSFAP/PEPS/dataextracts.html> (as of December 2016)

College Scorecard: <https://collegescorecard.ed.gov/data/> (as posted on technical site in January 2017)

FSA Data Center: <https://studentaid.ed.gov/sa/about/data-center/> (AY 2014-15)

American Bar Association Federal Postsecondary Education and Student Aid Data

First Glance



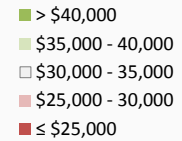
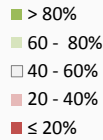
Specialized/programmatic or state agency

Accreditor Type
[Scope of Recognition](#)

Graduation & Earnings

Green = good outcomes
Red = bad outcomes

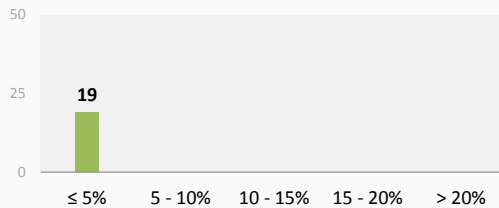
No data



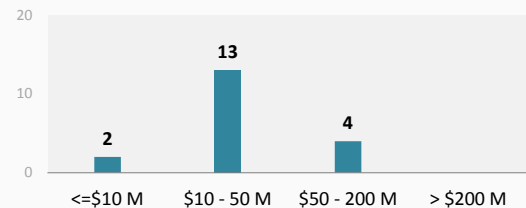
Loan Performance

Green = low
Red = high

Institutions by graduation rate



Institutions by median earnings

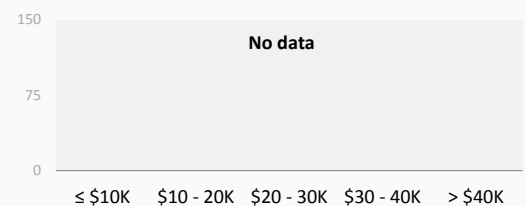


Debt & Net Price

Institutions by cohort default rate



Institutions by Title IV volume



Institutions by median debt of completers

Institutions by average net price

Technical Notes

See README for more details

Universe of institutions and accreditors

Only includes currently operating institutions participating in Title IV programs according to the January 2017 release of College Scorecard®

Only includes primary institutional accreditor relationships as of December 2016, according to PEPS

Excludes counts of missing values for each variable so that categories may not add up to total number of institutions overseen by each accreditor

Data Sources

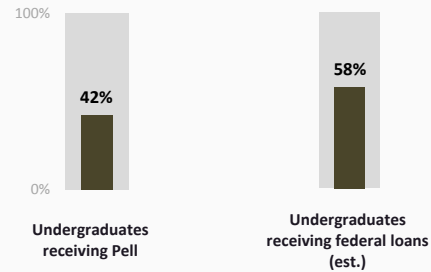
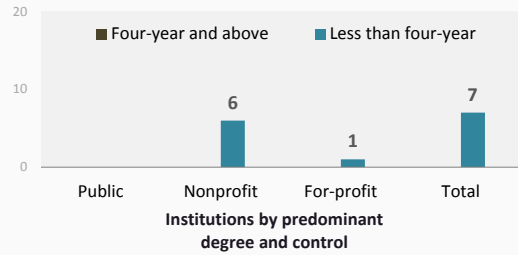
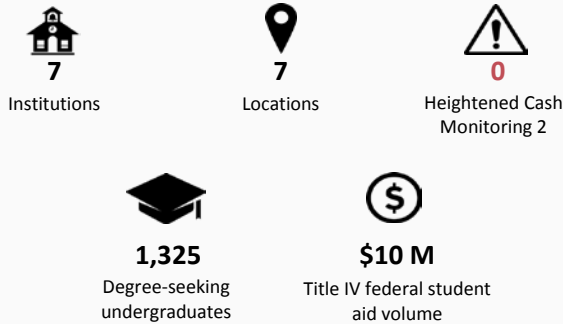
Postsecondary Education Participants System (PEPS): <http://www2.ed.gov/offices/OSFAP/PEPS/dataextracts.html> (as of December 2016)

College Scorecard: <https://collegescorecard.ed.gov/data/> (as posted on technical site in January 2017)

FSA Data Center: <https://studentaid.ed.gov/sa/about/data-center/> (AY 2014-15)

American Board of Funeral Service Education Committee on Accreditation Federal Postsecondary Education and Student Aid Data

First Glance

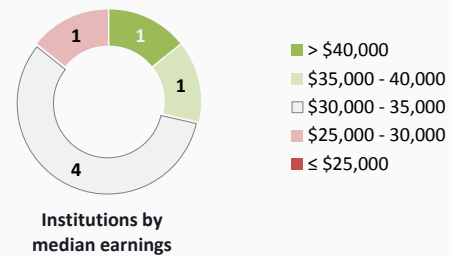
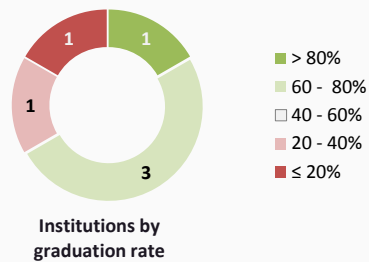


Specialized/programmatic or state agency

Accreditor Type
[Scope of Recognition](#)


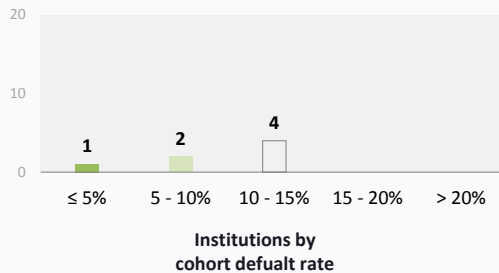
Graduation & Earnings

Green = good outcomes
Red = bad outcomes

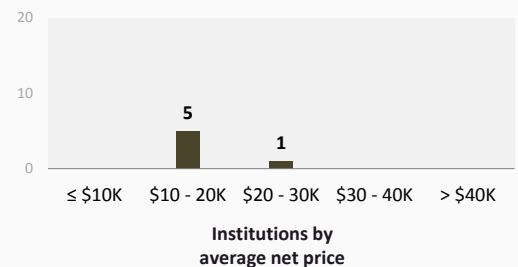
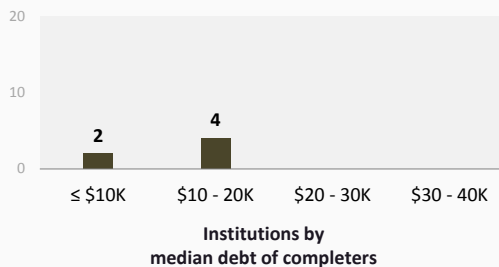


Loan Performance

Green = low
Red = high



Debt & Net Price



Technical Notes

See README for more details

Universe of institutions and accreditors

Only includes currently operating institutions participating in Title IV programs according to the January 2017 release of College Scorecard®
Only includes primary institutional accretion relationships as of December 2016, according to PEPS
Excludes counts of missing values for each variable so that categories may not add up to total number of institutions overseen by each accretion

Data Sources

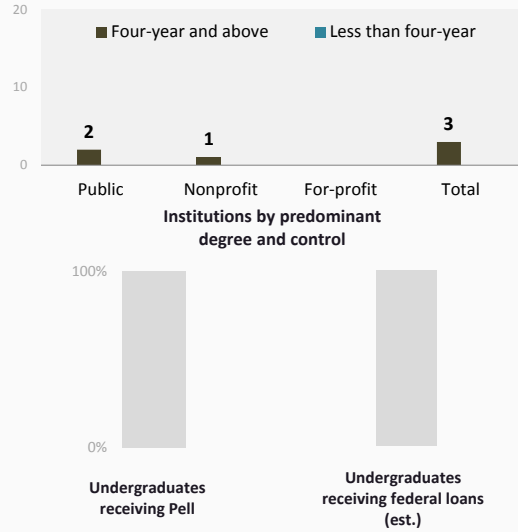
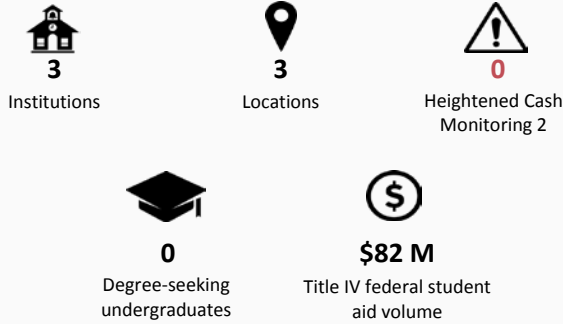
Postsecondary Education Participants System (PEPS): <http://www2.ed.gov/offices/OSFAP/PEPS/dataextracts.html> (as of December 2016)

College Scorecard: <https://collegescorecard.ed.gov/data/> (as posted on technical site in January 2017)

FSA Data Center: <https://studentaid.ed.gov/sa/about/data-center/> (AY 2014-15)

American Osteopathic Association Federal Postsecondary Education and Student Aid Data

First Glance



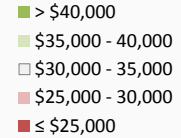
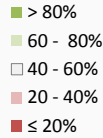
Specialized/programmatic or state agency

Accreditor Type
[Scope of Recognition](#)

Graduation & Earnings

Green = good outcomes
Red = bad outcomes

No data



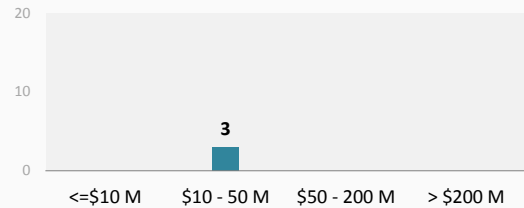
Loan Performance

Green = low
Red = high

Institutions by graduation rate

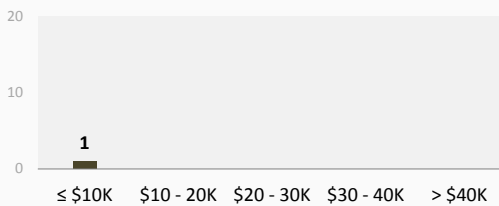


Institutions by median earnings




Debt & Net Price

Institutions by cohort default rate



Institutions by Title IV volume



Institutions by median debt of completers

Institutions by average net price

Technical Notes

See README for more details

Universe of institutions and accreditors

Only includes currently operating institutions participating in Title IV programs according to the January 2017 release of College Scorecard®

Only includes primary institutional accreditor relationships as of December 2016, according to PEPS

Excludes counts of missing values for each variable so that categories may not add up to total number of institutions overseen by each accreditor

Data Sources

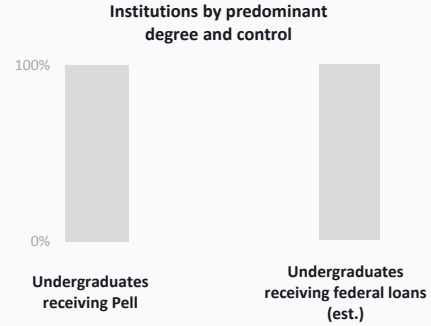
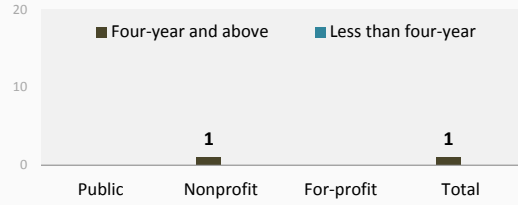
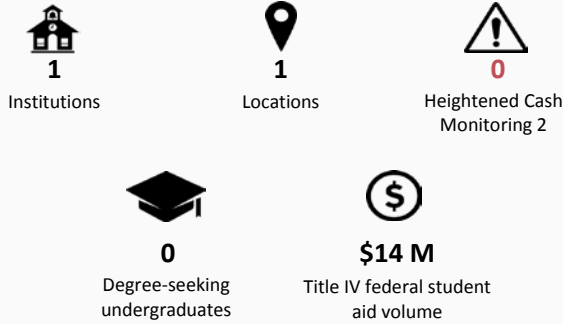
Postsecondary Education Participants System (PEPS): <http://www2.ed.gov/offices/OSFAP/PEPS/dataextracts.html> (as of December 2016)

College Scorecard: <https://collegescorecard.ed.gov/data/> (as posted on technical site in January 2017)

FSA Data Center: <https://studentaid.ed.gov/sa/about/data-center/> (AY 2014-15)

American Podiatric Medical Association Federal Postsecondary Education and Student Aid Data

First Glance



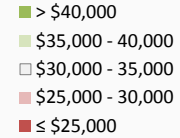
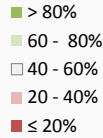
Specialized/programmatic or state agency

Accreditor Type
[Scope of Recognition](#)

Graduation & Earnings

Green = good outcomes
Red = bad outcomes

No data



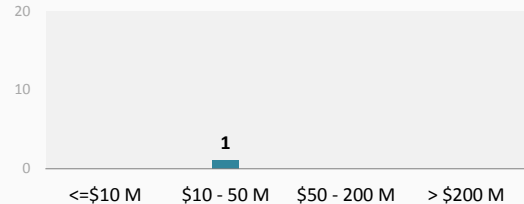
Loan Performance

Green = low
Red = high

Institutions by graduation rate




Institutions by median earnings




Debt & Net Price

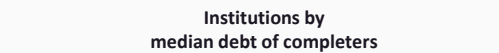
Institutions by cohort default rate



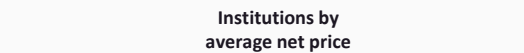
Institutions by Title IV volume



Institutions by median debt of completers



Institutions by average net price



Technical Notes

See README for more details

Universe of institutions and accreditors

Only includes currently operating institutions participating in Title IV programs according to the January 2017 release of College Scorecard[®]

Only includes primary institutional accreditor relationships as of December 2016, according to PEPS

Excludes counts of missing values for each variable so that categories may not add up to total number of institutions overseen by each accreditor

Data Sources

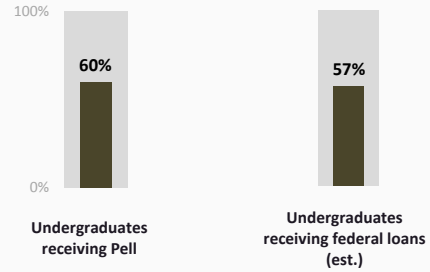
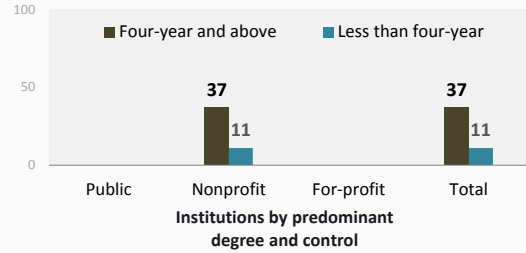


Postsecondary Education Participants System (PEPS): <http://www2.ed.gov/offices/OSFAP/PEPS/dataextracts.html> (as of December 2016)

College Scorecard: <https://collegescorecard.ed.gov/data/> (as posted on technical site in January 2017)

FSA Data Center: <https://studentaid.ed.gov/sa/about/data-center/> (AY 2014-15)

Association for Biblical Higher Education Federal Postsecondary Education and Student Aid Data

First Glance

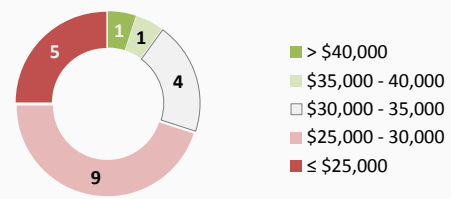
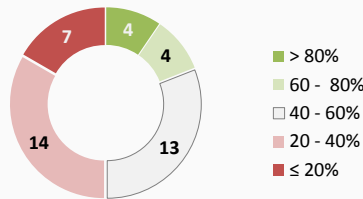


Specialized/programmatic or state agency

Accreditor Type
[Scope of Recognition](#)


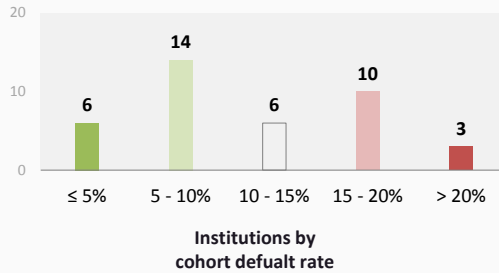
Graduation & Earnings

Green = good outcomes
Red = bad outcomes

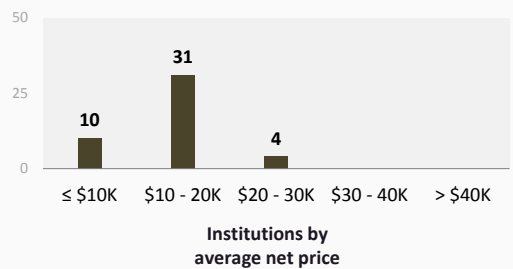
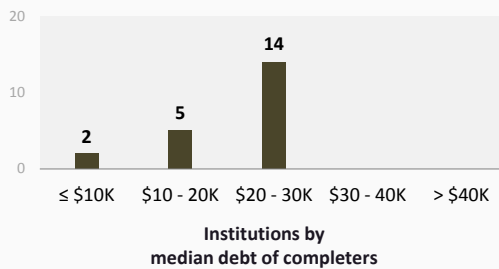


Loan Performance

Green = low
Red = high



Debt & Net Price



Technical Notes

See README for more details

Universe of institutions and accreditors

Only includes currently operating institutions participating in Title IV programs according to the January 2017 release of College Scorecard®

Only includes primary institutional accreditor relationships as of December 2016, according to PEPS

Excludes counts of missing values for each variable so that categories may not add up to total number of institutions overseen by each accreditor

Data Sources

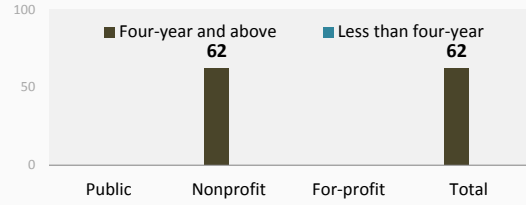


Postsecondary Education Participants System (PEPS): <http://www2.ed.gov/offices/OSFAP/PEPS/dataextracts.html> (as of December 2016)

College Scorecard: <https://collegescorecard.ed.gov/data/> (as posted on technical site in January 2017)


FSA Data Center: <https://studentaid.ed.gov/sa/about/data-center/> (AY 2014-15)

Association of Advanced Rabbinical and Talmudic Schools Federal Postsecondary Education and Student Aid Data

First Glance



Institutions by predominant degree and control

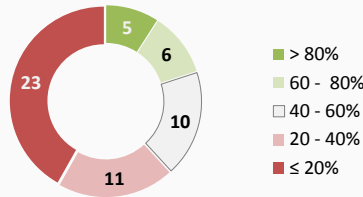


Specialized/programmatic or state agency

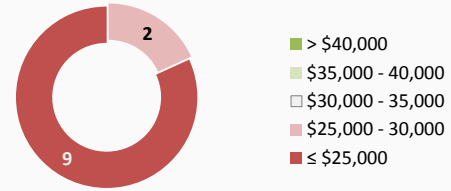
Accreditor Type
[Scope of Recognition](#)

Graduation & Earnings

Green = good outcomes
Red = bad outcomes



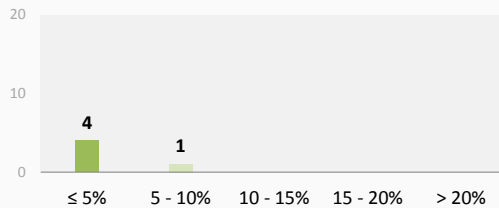
Institutions by graduation rate



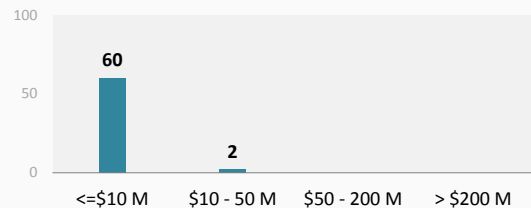
Institutions by median earnings

Loan Performance

Green = low
Red = high

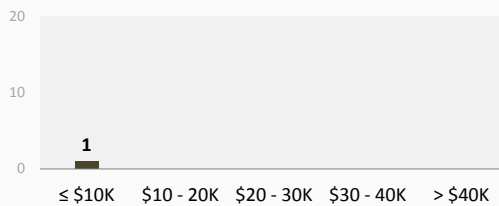


Institutions by cohort default rate

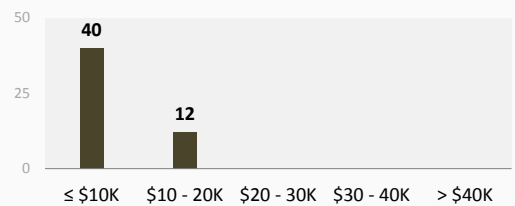


Institutions by Title IV volume

Debt & Net Price



Institutions by median debt of completers



Institutions by average net price

Technical Notes

See README for more details

Universe of institutions and accreditors

Only includes currently operating institutions participating in Title IV programs according to the January 2017 release of College Scorecard®

Only includes primary institutional accreditor relationships as of December 2016, according to PEPS

Excludes counts of missing values for each variable so that categories may not add up to total number of institutions overseen by each accreditor

Data Sources

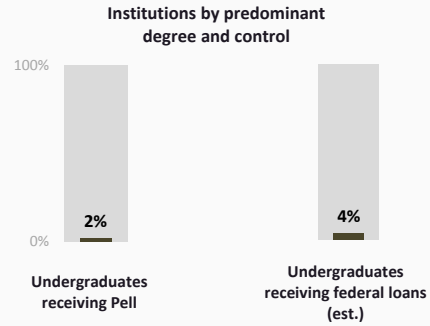
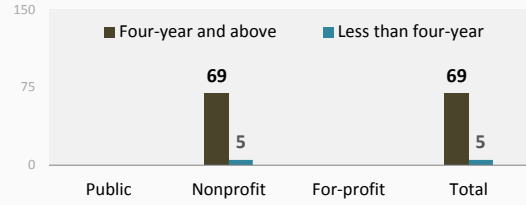
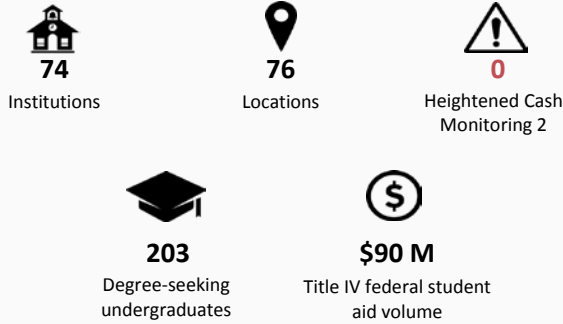
Postsecondary Education Participants System (PEPS): <http://www2.ed.gov/offices/OSFAP/PEPS/dataextracts.html> (as of December 2016)

College Scorecard: <https://collegescorecard.ed.gov/data/> (as posted on technical site in January 2017)

FSA Data Center: <https://studentaid.ed.gov/sa/about/data-center/> (AY 2014-15)

Commission on Accrediting of the Association of Theological Schools Federal Postsecondary Education and Student Aid Data

First Glance

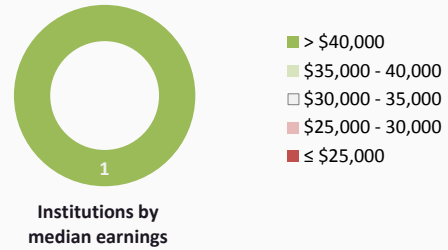
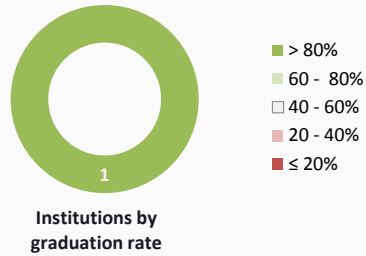


Specialized/programmatic or state agency

Accreditor Type
[Scope of Recognition](#)


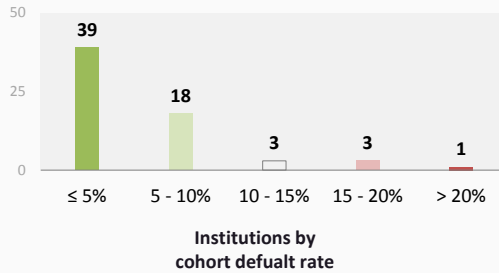
Graduation & Earnings

Green = good outcomes
Red = bad outcomes

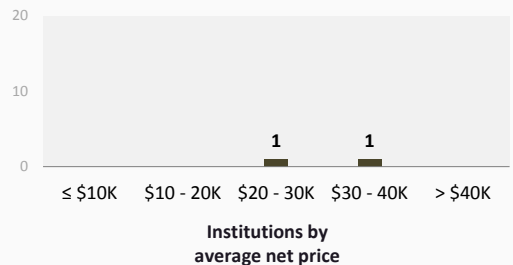
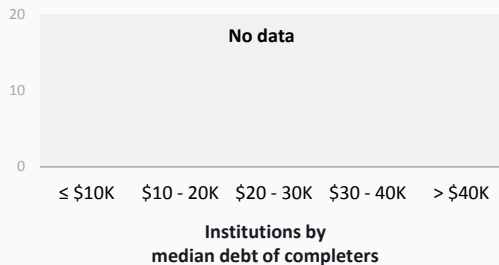


Loan Performance

Green = low
Red = high



Debt & Net Price



Technical Notes

See README for more details

Universe of institutions and accreditors

Only includes currently operating institutions participating in Title IV programs according to the January 2017 release of College Scorecard®

Only includes primary institutional accreditor relationships as of December 2016, according to PEPS

Excludes counts of missing values for each variable so that categories may not add up to total number of institutions overseen by each accreditor

Data Sources

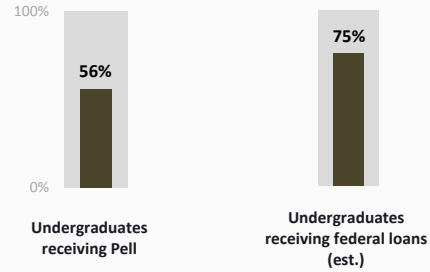
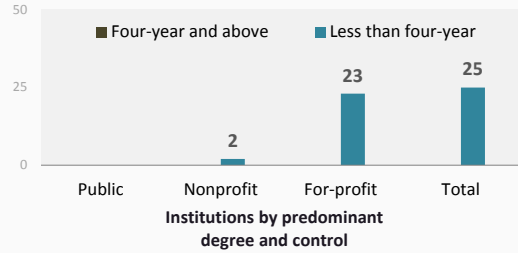


Postsecondary Education Participants System (PEPS): <http://www2.ed.gov/offices/OSFAP/PEPS/dataextracts.html> (as of December 2016)

College Scorecard: <https://collegescorecard.ed.gov/data/> (as posted on technical site in January 2017)

FSA Data Center: <https://studentaid.ed.gov/sa/about/data-center/> (AY 2014-15)

Commission on Massage Therapy Accreditation Federal Postsecondary Education and Student Aid Data

First Glance

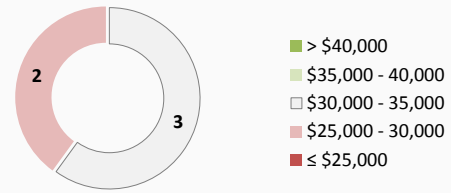
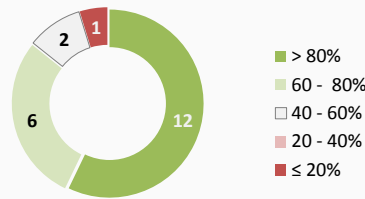


Specialized/programmatic or state agency

Accreditor Type
[Scope of Recognition](#)


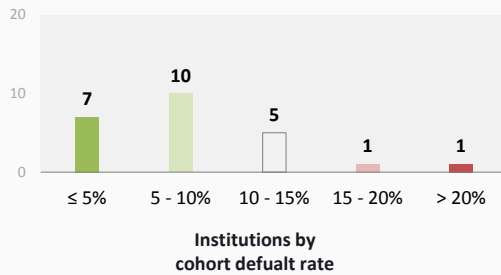
Graduation & Earnings

Green = good outcomes
Red = bad outcomes

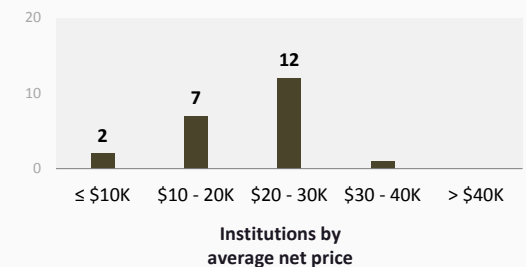
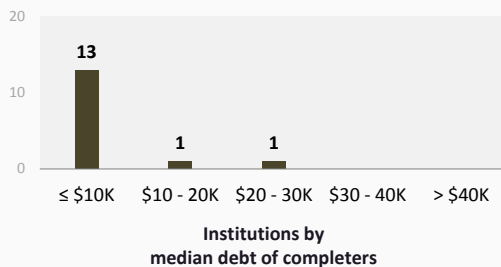


Loan Performance

Green = low
Red = high



Debt & Net Price



Technical Notes

See README for more details

Universe of institutions and accreditors

Only includes currently operating institutions participating in Title IV programs according to the January 2017 release of College Scorecard[®]

Only includes primary institutional accreditor relationships as of December 2016, according to PEPS

Excludes counts of missing values for each variable so that categories may not add up to total number of institutions overseen by each accreditor

Data Sources

Postsecondary Education Participants System (PEPS): <http://www2.ed.gov/offices/OSFAP/PEPS/dataextracts.html> (as of December 2016)

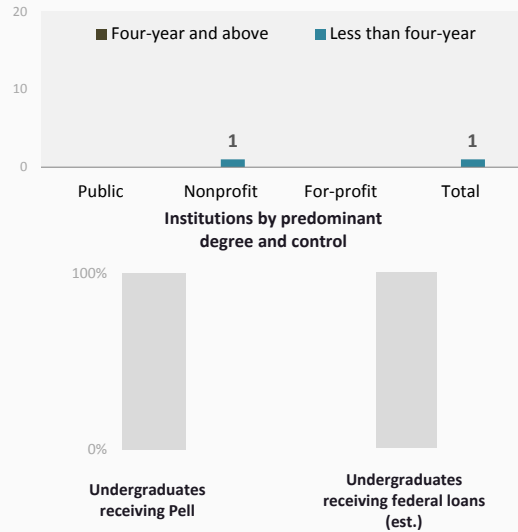
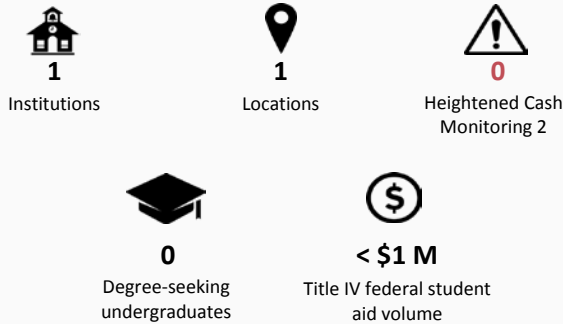
College Scorecard: <https://collegescorecard.ed.gov/data/> (as posted on technical site in January 2017)

FSA Data Center: <https://studentaid.ed.gov/sa/about/data-center/> (AY 2014-15)

Council on Accreditation of Nurse Anesthesia Educational Programs

Federal Postsecondary Education and Student Aid Data

First Glance



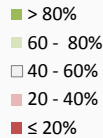
Specialized/programmatic or state agency

Accreditor Type
[Scope of Recognition](#)

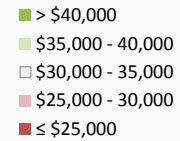
Graduation & Earnings

Green = good outcomes
Red = bad outcomes

No data



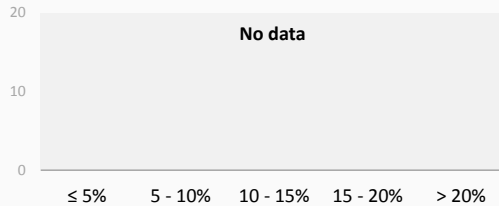
No data




Loan Performance

Green = low
Red = high

Institutions by graduation rate




Institutions by median earnings

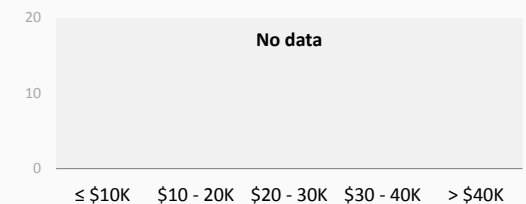


Debt & Net Price

Institutions by cohort default rate



Institutions by Title IV volume



Institutions by median debt of completers

Institutions by average net price

Technical Notes

See README for more details

Universe of institutions and accreditors

Only includes currently operating institutions participating in Title IV programs according to the January 2017 release of College Scorecard[®]

Only includes primary institutional accreditor relationships as of December 2016, according to PEPS

Excludes counts of missing values for each variable so that categories may not add up to total number of institutions overseen by each accreditor

Data Sources

Postsecondary Education Participants System (PEPS): <http://www2.ed.gov/offices/OSFAP/PEPS/dataextracts.html> (as of December 2016)

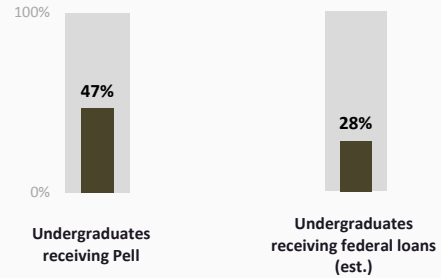
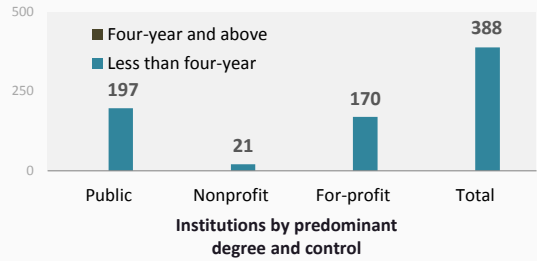

College Scorecard: <https://collegescorecard.ed.gov/data/> (as posted on technical site in January 2017)

FSA Data Center: <https://studentaid.ed.gov/sa/about/data-center/> (AY 2014-15)

Council on Occupational Education

Federal Postsecondary Education and Student Aid Data

First Glance

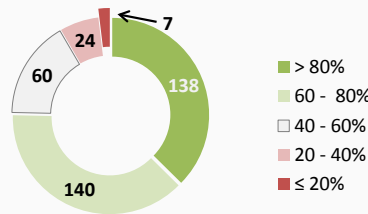


National

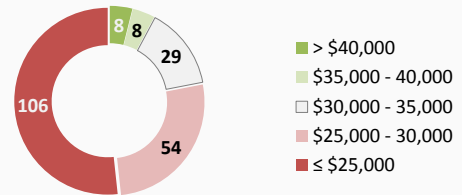
Accreditor Type
[Scope of Recognition](#)

Graduation & Earnings

Green = good outcomes
Red = bad outcomes



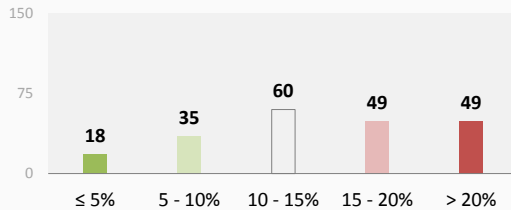
Institutions by graduation rate



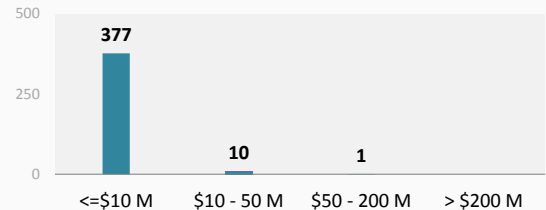
Institutions by median earnings

Loan Performance

Green = low
Red = high

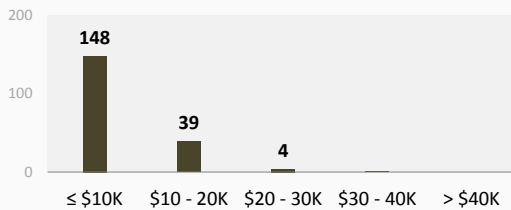


Institutions by cohort default rate

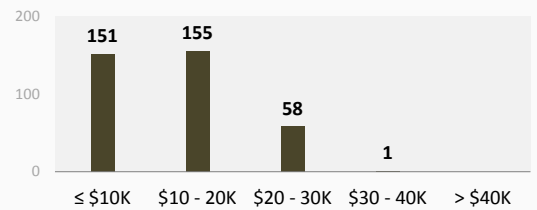


Institutions by Title IV volume

Debt & Net Price



Institutions by median debt of completers



Institutions by average net price

Technical Notes
See README for more details

Universe of institutions and accreditors

Only includes currently operating institutions participating in Title IV programs according to the January 2017 release of College Scorecard[®]

Only includes primary institutional accreditor relationships as of December 2016, according to PEPS

Excludes counts of missing values for each variable so that categories may not add up to total number of institutions overseen by each accreditor

Data Sources

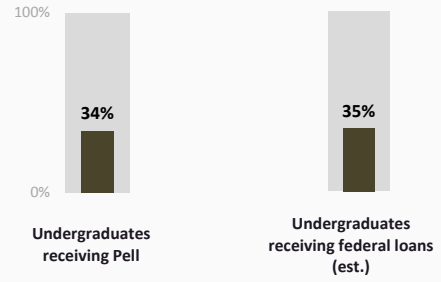
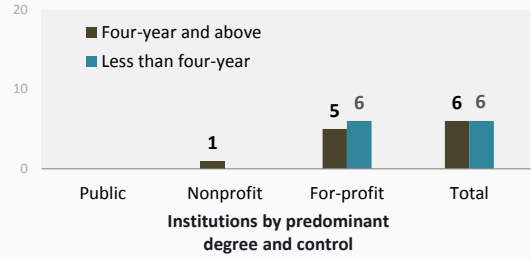
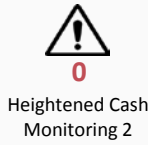

Postsecondary Education Participants System (PEPS): <http://www2.ed.gov/offices/OSFAP/PEPS/dataextracts.html> (as of December 2016)

College Scorecard: <https://collegescorecard.ed.gov/data/> (as posted on technical site in January 2017)

FSA Data Center: <https://studentaid.ed.gov/sa/about/data-center/> (AY 2014-15)

Distance Education Accrediting Commission Federal Postsecondary Education and Student Aid Data

First Glance

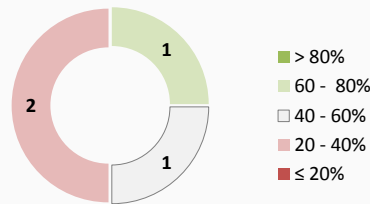


National

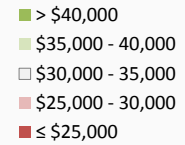
Accreditor Type
[Scope of Recognition](#)

Graduation & Earnings

Green = good outcomes
Red = bad outcomes



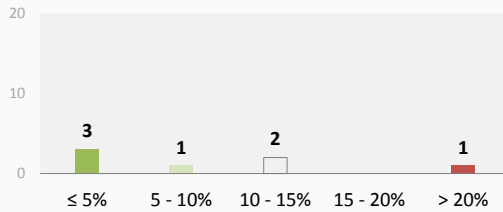
No data



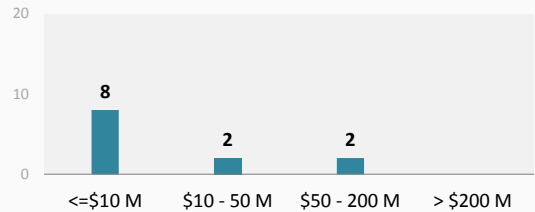
Loan Performance

Green = low
Red = high

Institutions by graduation rate

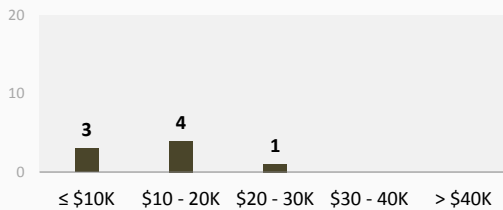


Institutions by median earnings

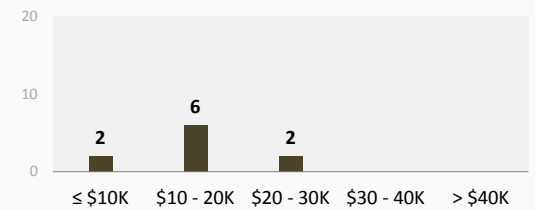


Debt & Net Price

Institutions by cohort default rate



Institutions by Title IV volume



Institutions by median debt of completers

Institutions by average net price

Technical Notes

See README for more details

Universe of institutions and accreditors

Only includes currently operating institutions participating in Title IV programs according to the January 2017 release of College Scorecard[®]

Only includes primary institutional accreditor relationships as of December 2016, according to PEPS

Excludes counts of missing values for each variable so that categories may not add up to total number of institutions overseen by each accreditor

Data Sources

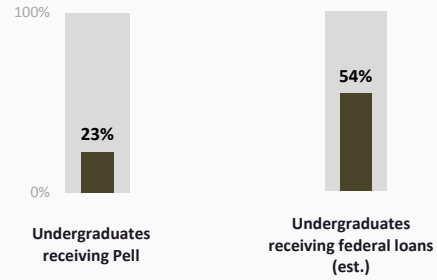
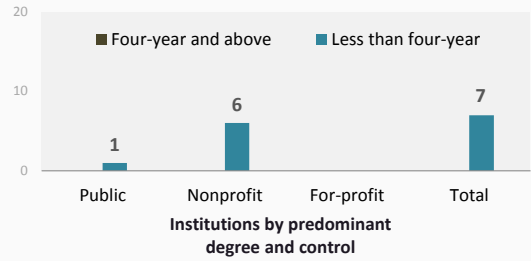
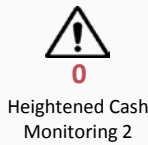

Postsecondary Education Participants System (PEPS): <http://www2.ed.gov/offices/OSFAP/PEPS/dataextracts.html> (as of December 2016)

College Scorecard: <https://collegescorecard.ed.gov/data/> (as posted on technical site in January 2017)

FSA Data Center: <https://studentaid.ed.gov/sa/about/data-center/> (AY 2014-15)

Joint Review Committee on Education in Radiologic Technology Federal Postsecondary Education and Student Aid Data

First Glance



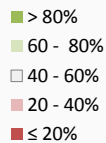
Specialized/programmatic or state agency

Accreditor Type
[Scope of Recognition](#)

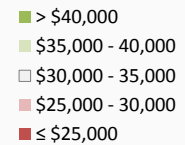
Graduation & Earnings

Green = good outcomes
Red = bad outcomes

No data




No data



Loan Performance

Green = low
Red = high

Institutions by
graduation rate




Institutions by
median earnings




Debt & Net Price

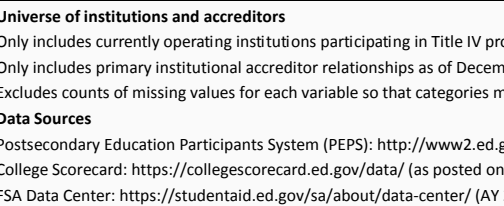
Institutions by
cohort default rate



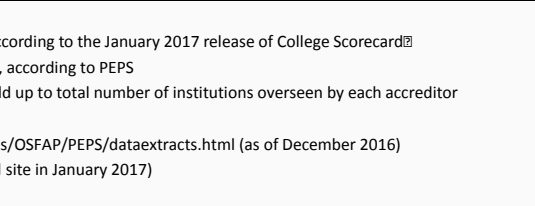
Institutions by
Title IV volume



Institutions by
median debt of completers



Institutions by
average net price



Technical Notes
See README for more
details

Universe of institutions and accreditors

Only includes currently operating institutions participating in Title IV programs according to the January 2017 release of College Scorecard[®]

Only includes primary institutional accreditor relationships as of December 2016, according to PEPS

Excludes counts of missing values for each variable so that categories may not add up to total number of institutions overseen by each accreditor

Data Sources

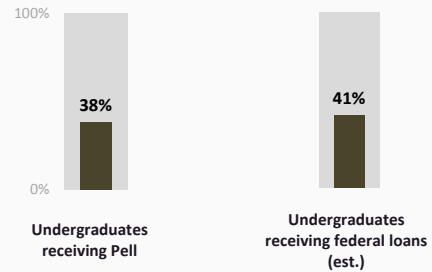
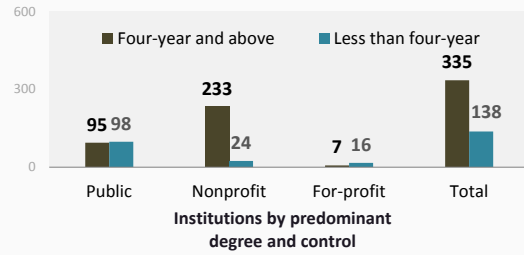


Postsecondary Education Participants System (PEPS): <http://www2.ed.gov/offices/OSFAP/PEPS/dataextracts.html> (as of December 2016)

College Scorecard: <https://collegescorecard.ed.gov/data/> (as posted on technical site in January 2017)

FSA Data Center: <https://studentaid.ed.gov/sa/about/data-center/> (AY 2014-15)

Middle States Commission on Higher Education Federal Postsecondary Education and Student Aid Data

First Glance

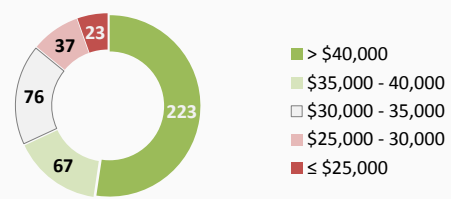
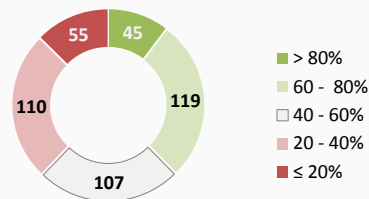


Regional

Accreditor Type
[Scope of Recognition](#)

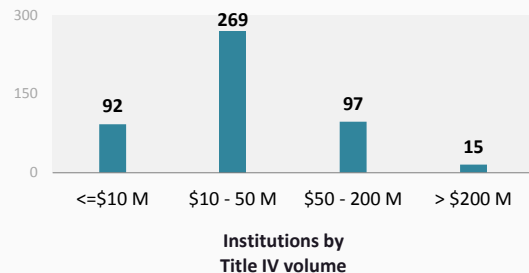
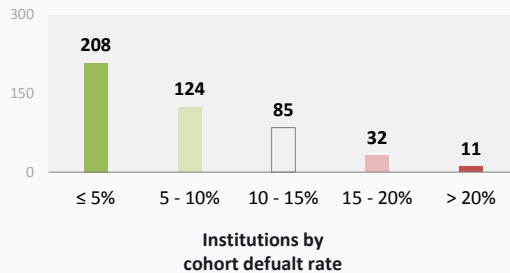
Graduation & Earnings

Green = good outcomes
Red = bad outcomes

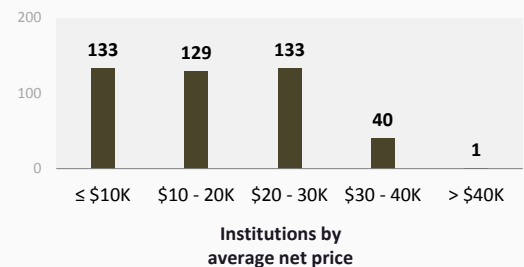
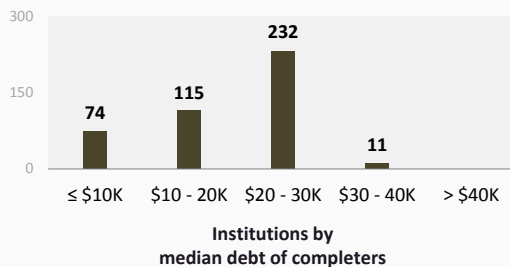


Loan Performance

Green = low
Red = high



Debt & Net Price



Technical Notes

See README for more
details

Universe of institutions and accreditors

Only includes currently operating institutions participating in Title IV programs according to the January 2017 release of College Scorecard®

Only includes primary institutional accreditor relationships as of December 2016, according to PEPS

Excludes counts of missing values for each variable so that categories may not add up to total number of institutions overseen by each accreditor

Data Sources

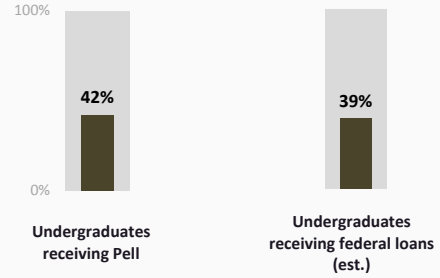
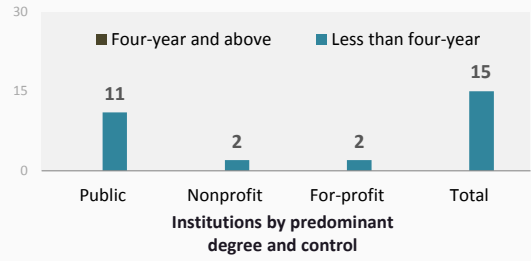
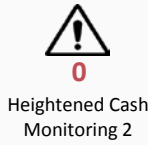

Postsecondary Education Participants System (PEPS): <http://www2.ed.gov/offices/OSFAP/PEPS/dataextracts.html> (as of December 2016)

College Scorecard: <https://collegescorecard.ed.gov/data/> (as posted on technical site in January 2017)

FSA Data Center: <https://studentaid.ed.gov/sa/about/data-center/> (AY 2014-15)

Middle States Commission on Secondary Schools Federal Postsecondary Education and Student Aid Data

First Glance

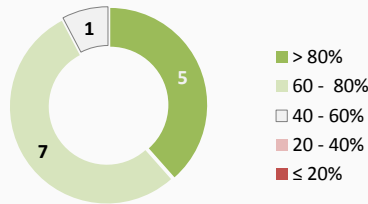


Regional

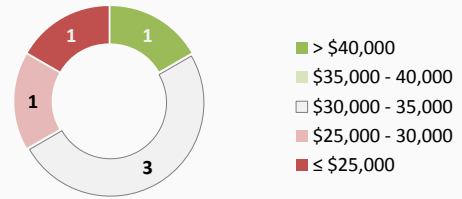
Accreditor Type
[Scope of Recognition](#)

Graduation & Earnings

Green = good outcomes
Red = bad outcomes



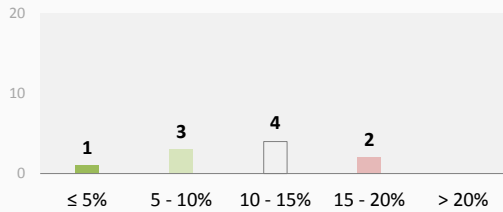
Institutions by
graduation rate



Institutions by
median earnings

Loan Performance

Green = low
Red = high

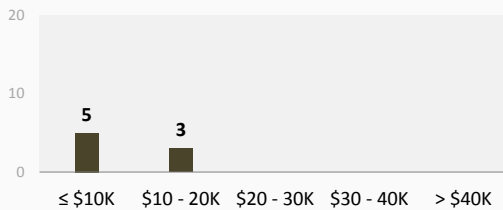


Institutions by
cohort default rate

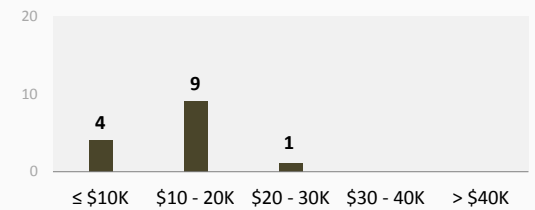


Institutions by
Title IV volume

Debt & Net Price



Institutions by
median debt of completers



Institutions by
average net price

Technical Notes
See README for more
details

Universe of institutions and accreditors

Only includes currently operating institutions participating in Title IV programs according to the January 2017 release of College Scorecard[®]

Only includes primary institutional accreditor relationships as of December 2016, according to PEPS

Excludes counts of missing values for each variable so that categories may not add up to total number of institutions overseen by each accreditor

Data Sources

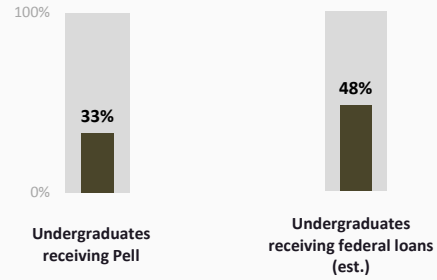
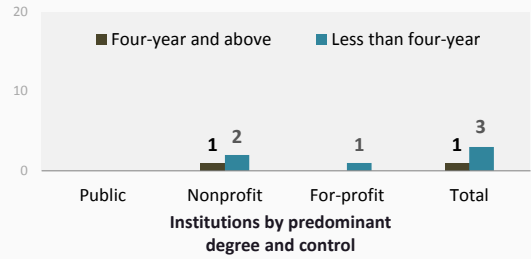

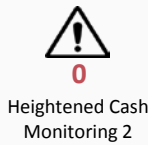

Postsecondary Education Participants System (PEPS): <http://www2.ed.gov/offices/OSFAP/PEPS/dataextracts.html> (as of December 2016)

College Scorecard: <https://collegescorecard.ed.gov/data/> (as posted on technical site in January 2017)

FSA Data Center: <https://studentaid.ed.gov/sa/about/data-center/> (AY 2014-15)

Midwifery Education Accreditation Council Federal Postsecondary Education and Student Aid Data

First Glance



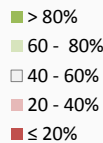
Specialized/programmatic or state agency

Accreditor Type
[Scope of Recognition](#)

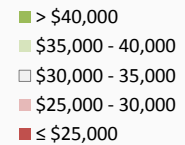
Graduation & Earnings

Green = good outcomes
Red = bad outcomes

No data



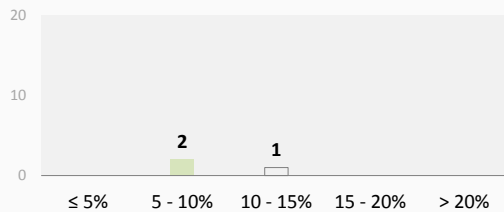
No data



Loan Performance

Green = low
Red = high

Institutions by graduation rate

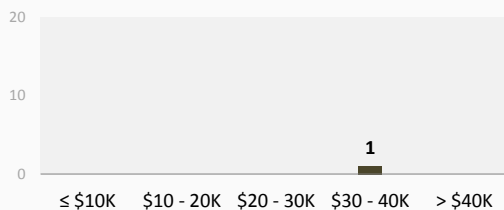


Institutions by median earnings

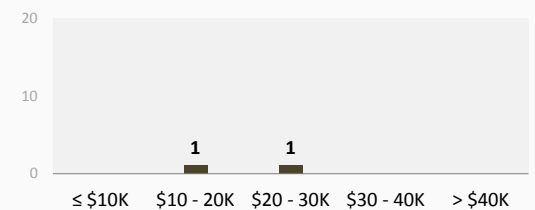


Debt & Net Price

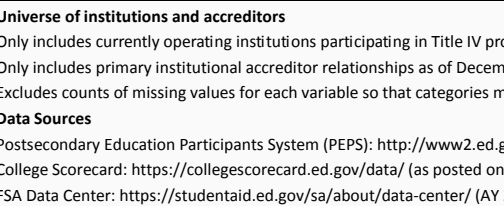
Institutions by cohort default rate



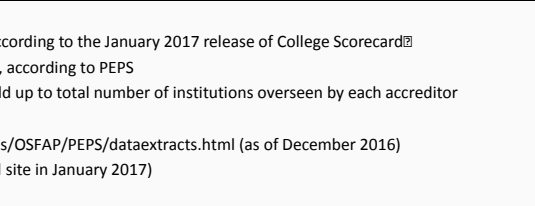
Institutions by Title IV volume



Institutions by median debt of completers



Institutions by average net price



Technical Notes
See README for more details

Universe of institutions and accreditors

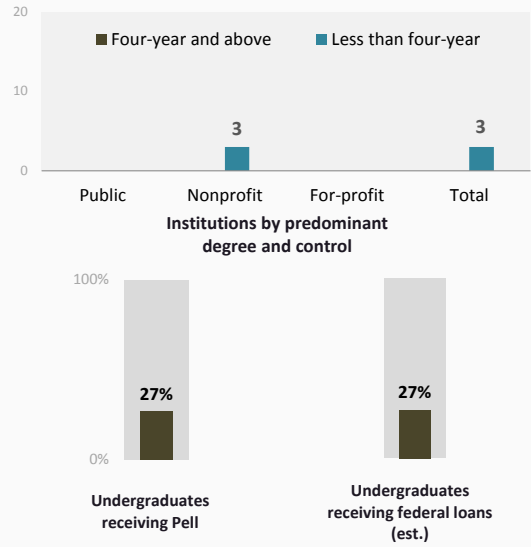
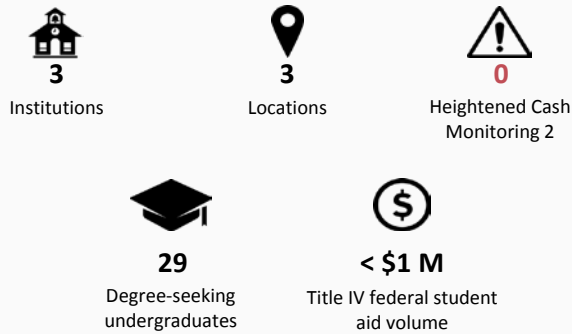
Only includes currently operating institutions participating in Title IV programs according to the January 2017 release of College Scorecard[®]
Only includes primary institutional accreditor relationships as of December 2016, according to PEPS
Excludes counts of missing values for each variable so that categories may not add up to total number of institutions overseen by each accreditor

Data Sources

Postsecondary Education Participants System (PEPS): <http://www2.ed.gov/offices/OSFAP/PEPS/dataextracts.html> (as of December 2016)
College Scorecard: <https://collegescorecard.ed.gov/data/> (as posted on technical site in January 2017)
FSA Data Center: <https://studentaid.ed.gov/sa/about/data-center/> (AY 2014-15)

Montessori Accreditation Council for Teacher Education Federal Postsecondary Education and Student Aid Data

First Glance

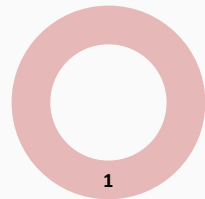


Specialized/programmatic or state agency

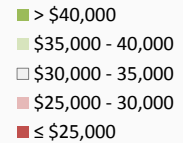
Accreditor Type
[Scope of Recognition](#)

Graduation & Earnings

Green = good outcomes
Red = bad outcomes

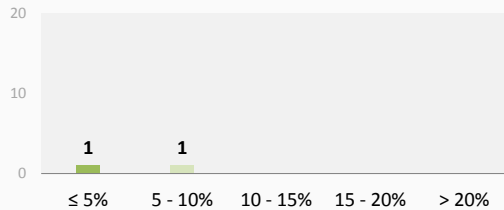


No data



Loan Performance

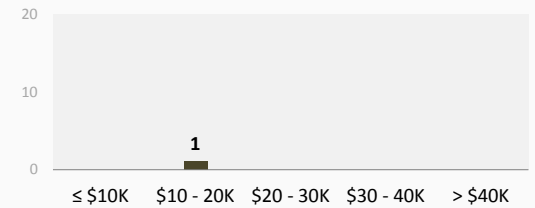

Green = low
Red = high



Institutions by median earnings



Debt & Net Price



Technical Notes
See README for more details

Universe of institutions and accreditors

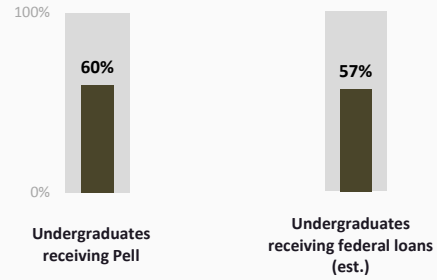
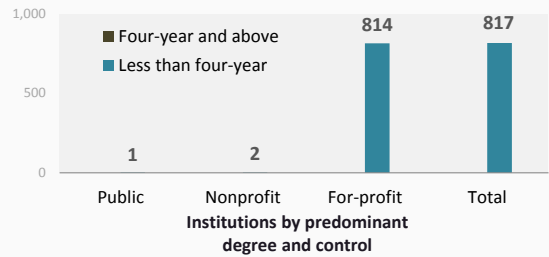


Only includes currently operating institutions participating in Title IV programs according to the January 2017 release of College Scorecard[®]
Only includes primary institutional accretor relationships as of December 2016, according to PEPS
Excludes counts of missing values for each variable so that categories may not add up to total number of institutions overseen by each accretor

Data Sources

Postsecondary Education Participants System (PEPS): <http://www2.ed.gov/offices/OSFAP/PEPS/dataextracts.html> (as of December 2016)
College Scorecard: <https://collegescorecard.ed.gov/data/> (as posted on technical site in January 2017)
FSA Data Center: <https://studentaid.ed.gov/sa/about/data-center/> (AY 2014-15)

National Accrediting Commission of Career Arts and Sciences Federal Postsecondary Education and Student Aid Data

First Glance

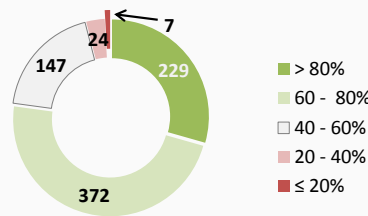


Specialized/programmatic or state agency

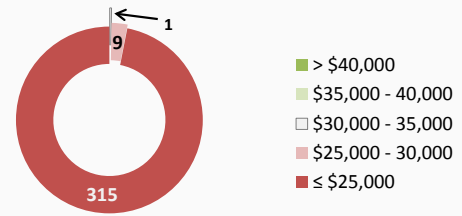
Accreditor Type
[Scope of Recognition](#)

Graduation & Earnings

Green = good outcomes
Red = bad outcomes



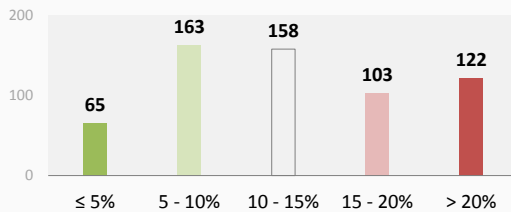
Institutions by
graduation rate




Institutions by
median earnings

Loan Performance

Green = low
Red = high

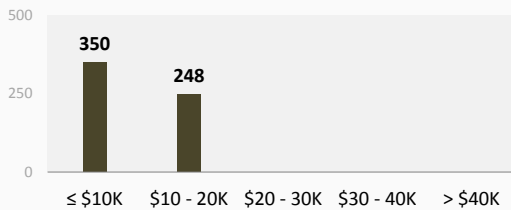


Institutions by
cohort default rate

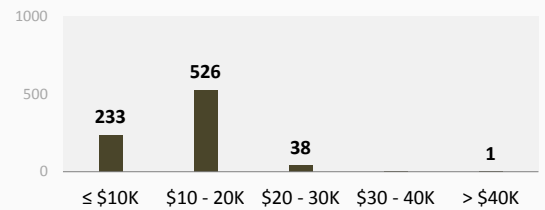


Institutions by
Title IV volume

Debt & Net Price



Institutions by
median debt of completers



Institutions by
average net price

Technical Notes

See README for more
details

Universe of institutions and accreditors

Only includes currently operating institutions participating in Title IV programs according to the January 2017 release of College Scorecard[®]

Only includes primary institutional accreditor relationships as of December 2016, according to PEPS

Excludes counts of missing values for each variable so that categories may not add up to total number of institutions overseen by each accreditor

Data Sources

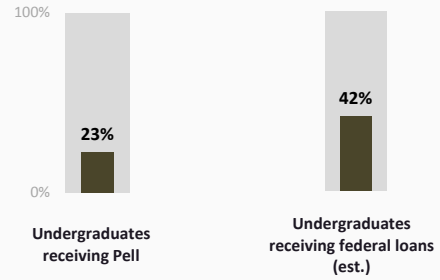
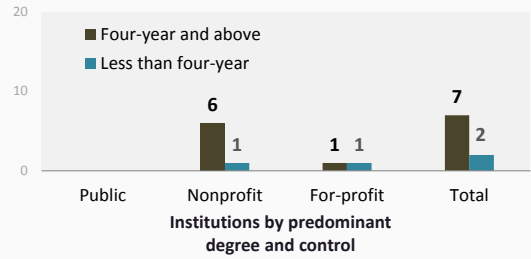
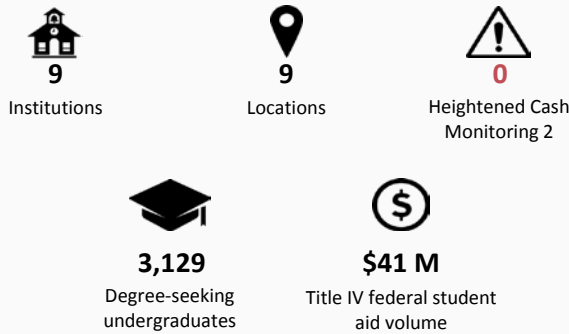
Postsecondary Education Participants System (PEPS): <http://www2.ed.gov/offices/OSFAP/PEPS/dataextracts.html> (as of December 2016)

College Scorecard: <https://collegescorecard.ed.gov/data/> (as posted on technical site in January 2017)

FSA Data Center: <https://studentaid.ed.gov/sa/about/data-center/> (AY 2014-15)

National Association of Schools of Arts and Design Federal Postsecondary Education and Student Aid Data

First Glance

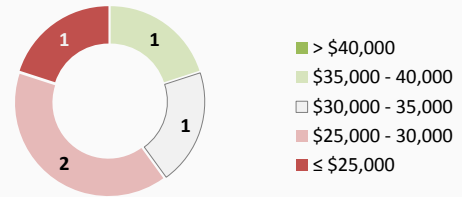
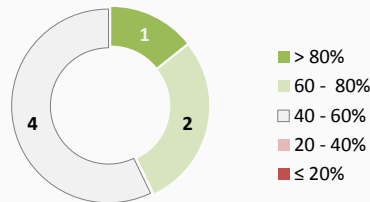


Specialized/programmatic or state agency

Accreditor Type
[Scope of Recognition](#)

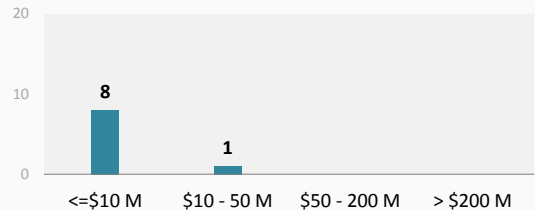
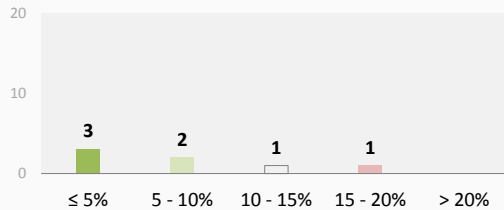
Graduation & Earnings

Green = good outcomes
Red = bad outcomes

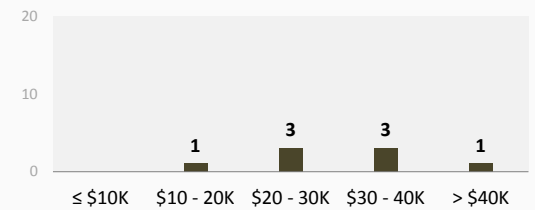
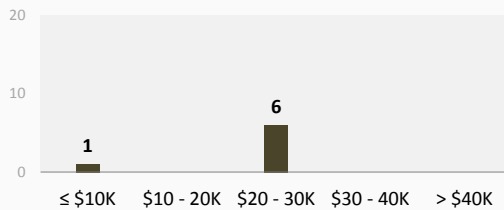


Loan Performance

Green = low
Red = high



Debt & Net Price



Technical Notes
See README for more details

Universe of institutions and accreditors

Only includes currently operating institutions participating in Title IV programs according to the January 2017 release of College Scorecard[®]
Only includes primary institutional accretor relationships as of December 2016, according to PEPS
Excludes counts of missing values for each variable so that categories may not add up to total number of institutions overseen by each accretor

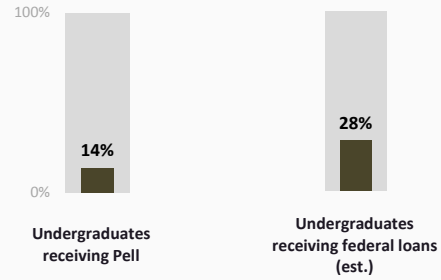
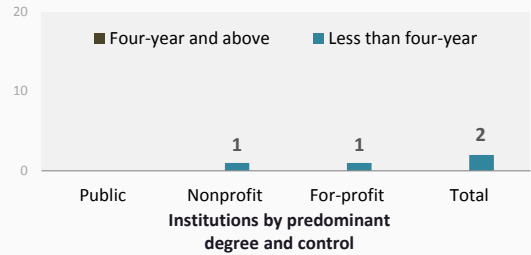

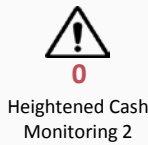

Data Sources

Postsecondary Education Participants System (PEPS): <http://www2.ed.gov/offices/OSFAP/PEPS/dataextracts.html> (as of December 2016)
College Scorecard: <https://collegescorecard.ed.gov/data/> (as posted on technical site in January 2017)
FSA Data Center: <https://studentaid.ed.gov/sa/about/data-center/> (AY 2014-15)

National Association of Schools of Dance

Federal Postsecondary Education and Student Aid Data

First Glance

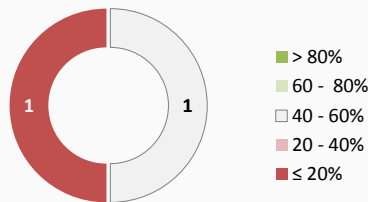


Specialized/programmatic or state agency

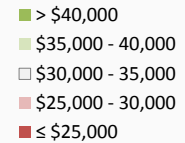
Accreditor Type
[Scope of Recognition](#)

Graduation & Earnings

Green = good outcomes
Red = bad outcomes



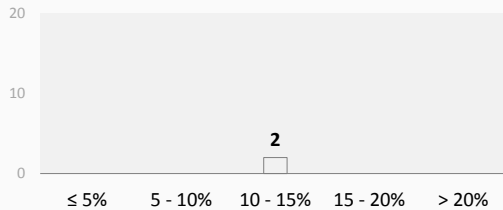
No data



Loan Performance

Green = low
Red = high

Institutions by graduation rate

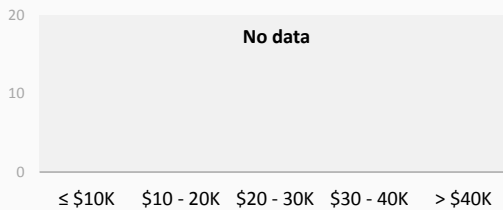


Institutions by median earnings

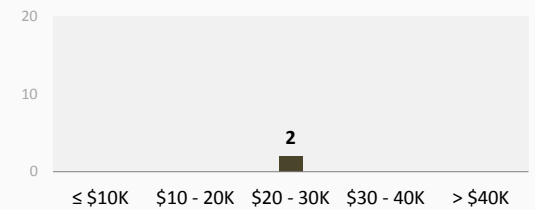


Debt & Net Price

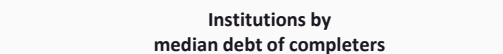
Institutions by cohort default rate



Institutions by Title IV volume



Institutions by median debt of completers



Institutions by average net price



Technical Notes
See README for more details

Universe of institutions and accreditors

Only includes currently operating institutions participating in Title IV programs according to the January 2017 release of College Scorecard[®]

Only includes primary institutional accreditor relationships as of December 2016, according to PEPS

Excludes counts of missing values for each variable so that categories may not add up to total number of institutions overseen by each accreditor

Data Sources

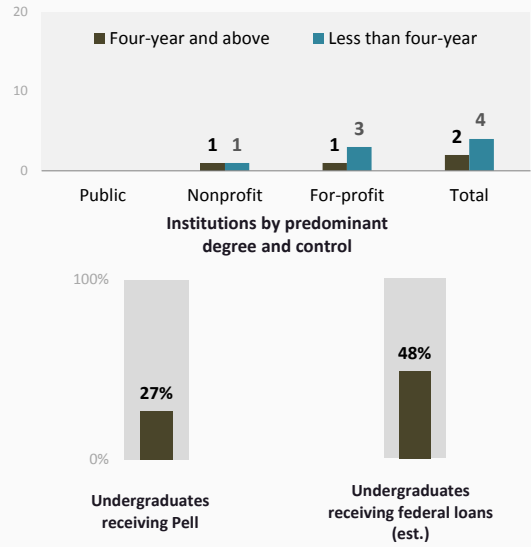
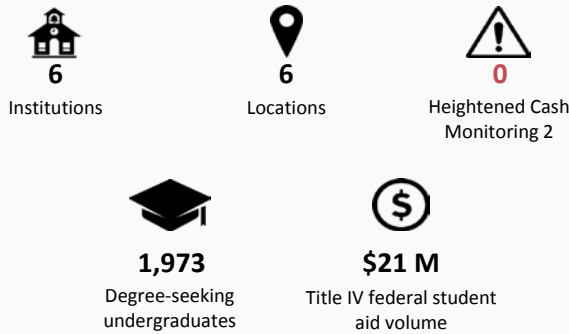
Postsecondary Education Participants System (PEPS): <http://www2.ed.gov/offices/OSFAP/PEPS/dataextracts.html> (as of December 2016)

College Scorecard: <https://collegescorecard.ed.gov/data/> (as posted on technical site in January 2017)

FSA Data Center: <https://studentaid.ed.gov/sa/about/data-center/> (AY 2014-15)

National Association of Schools of Music Federal Postsecondary Education and Student Aid Data

First Glance

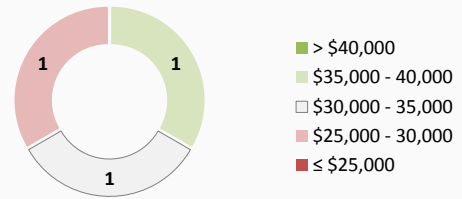
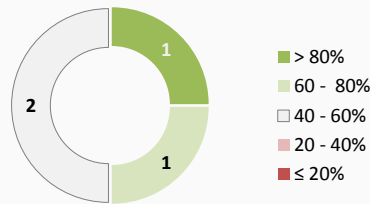


Specialized/programmatic or state agency

Accreditor Type
[Scope of Recognition](#)

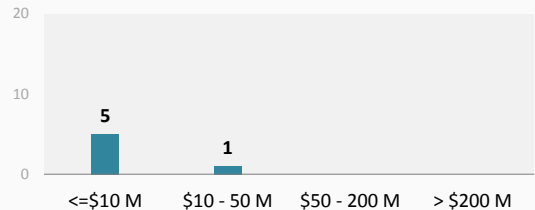
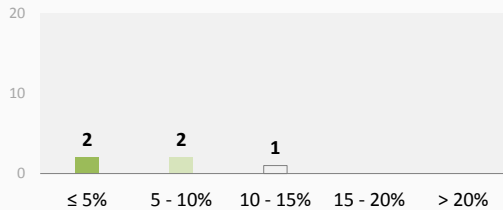
Graduation & Earnings

Green = good outcomes
Red = bad outcomes

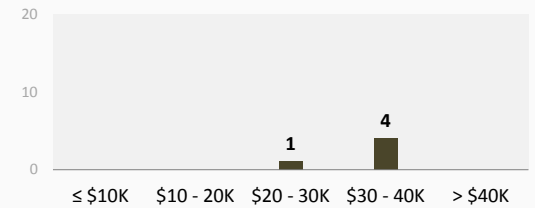
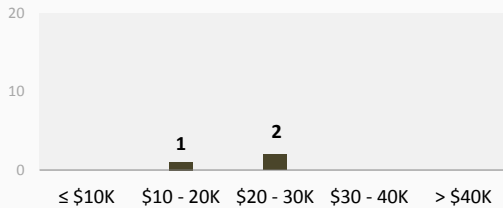


Loan Performance

Green = low
Red = high



Debt & Net Price



Technical Notes
See README for more details

Universe of institutions and accreditors

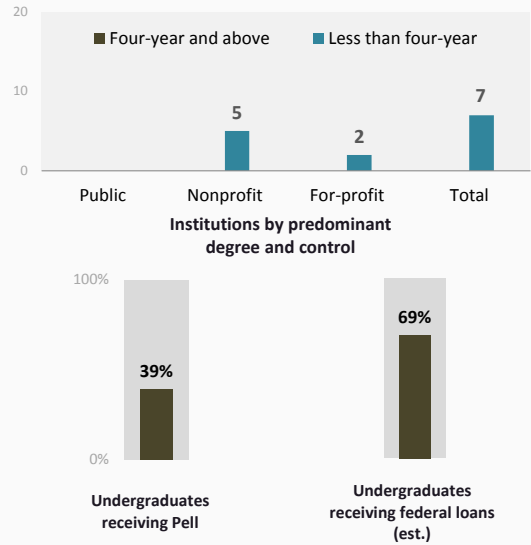
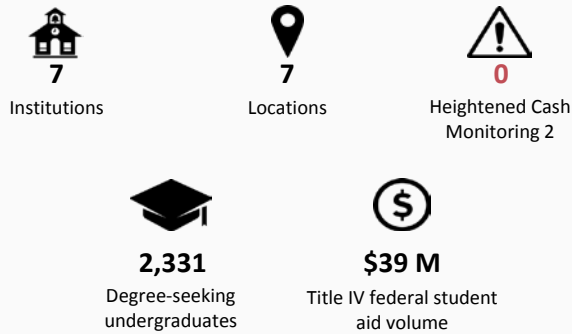
Only includes currently operating institutions participating in Title IV programs according to the January 2017 release of College Scorecard[®]
Only includes primary institutional accretion relationships as of December 2016, according to PEPS
Excludes counts of missing values for each variable so that categories may not add up to total number of institutions overseen by each accretion

Data Sources

Postsecondary Education Participants System (PEPS): <http://www2.ed.gov/offices/OSFAP/PEPS/dataextracts.html> (as of December 2016)
College Scorecard: <https://collegescorecard.ed.gov/data/> (as posted on technical site in January 2017)
FSA Data Center: <https://studentaid.ed.gov/sa/about/data-center/> (AY 2014-15)

National Association of Schools of Theatre Federal Postsecondary Education and Student Aid Data

First Glance

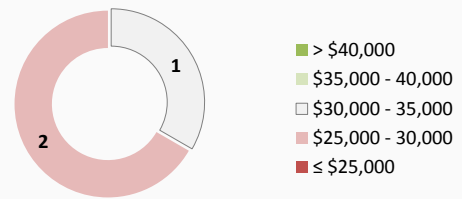
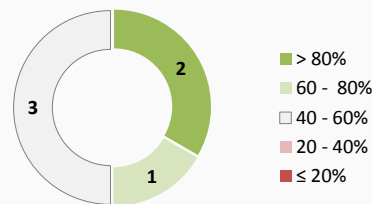


Specialized/programmatic or state agency

Accreditor Type
[Scope of Recognition](#)

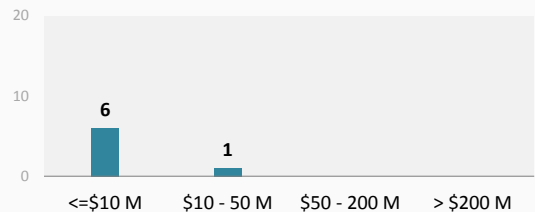
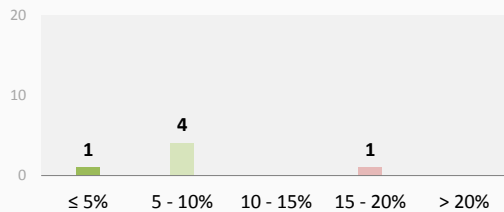
Graduation & Earnings

Green = good outcomes
Red = bad outcomes

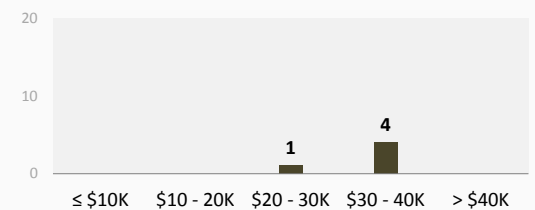
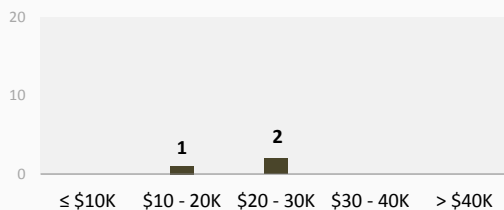


Loan Performance

Green = low
Red = high



Debt & Net Price



Technical Notes
See README for more details

Universe of institutions and accreditors

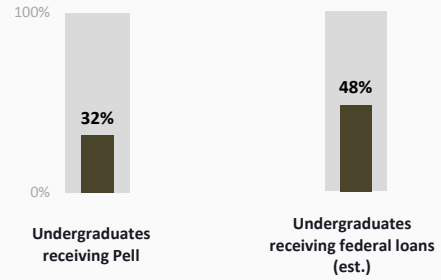
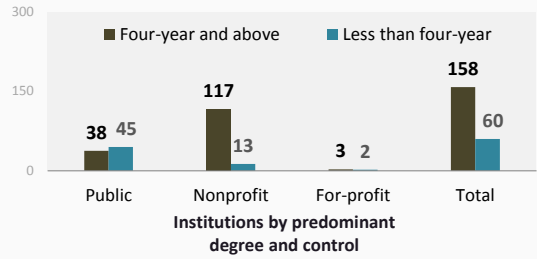


Only includes currently operating institutions participating in Title IV programs according to the January 2017 release of College Scorecard[®]
Only includes primary institutional accreditor relationships as of December 2016, according to PEPS
Excludes counts of missing values for each variable so that categories may not add up to total number of institutions overseen by each accreditor

Data Sources

Postsecondary Education Participants System (PEPS): <http://www2.ed.gov/offices/OSFAP/PEPS/dataextracts.html> (as of December 2016)
College Scorecard: <https://collegescorecard.ed.gov/data/> (as posted on technical site in January 2017)
FSA Data Center: <https://studentaid.ed.gov/sa/about/data-center/> (AY 2014-15)

New England Association of Schools and Colleges Commission on Institutions of Higher Education Federal Postsecondary Education and Student Aid Data

First Glance

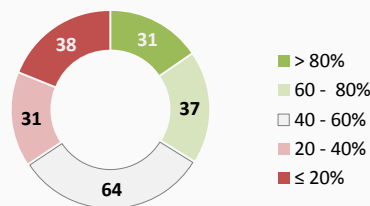


Regional

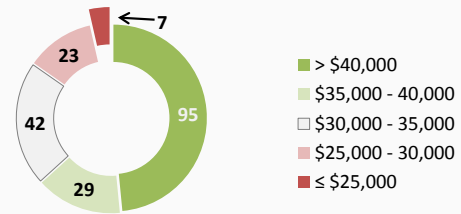
Accreditor Type
[Scope of Recognition](#)

Graduation & Earnings

Green = good outcomes
Red = bad outcomes



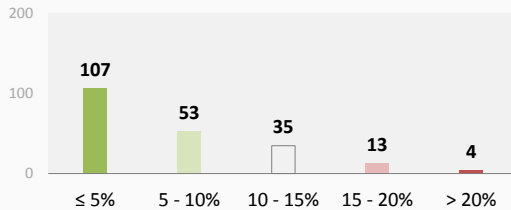
Institutions by
graduation rate



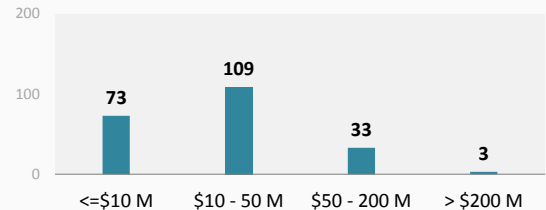
Institutions by
median earnings

Loan Performance

Green = low
Red = high

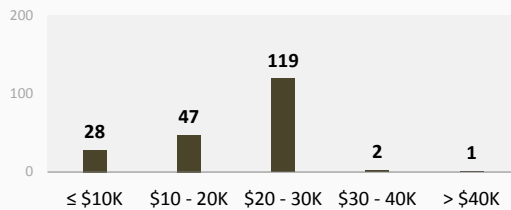


Institutions by
cohort default rate

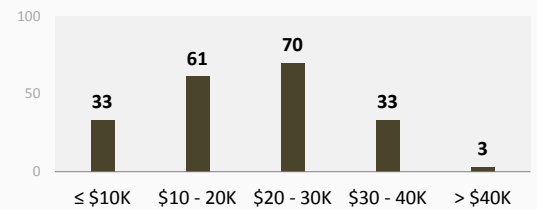


Institutions by
Title IV volume

Debt & Net Price



Institutions by
median debt of completers



Institutions by
average net price

Technical Notes

See README for more
details

Universe of institutions and accreditors

Only includes currently operating institutions participating in Title IV programs according to the January 2017 release of College Scorecard[®]

Only includes primary institutional accreditor relationships as of December 2016, according to PEPS

Excludes counts of missing values for each variable so that categories may not add up to total number of institutions overseen by each accreditor

Data Sources

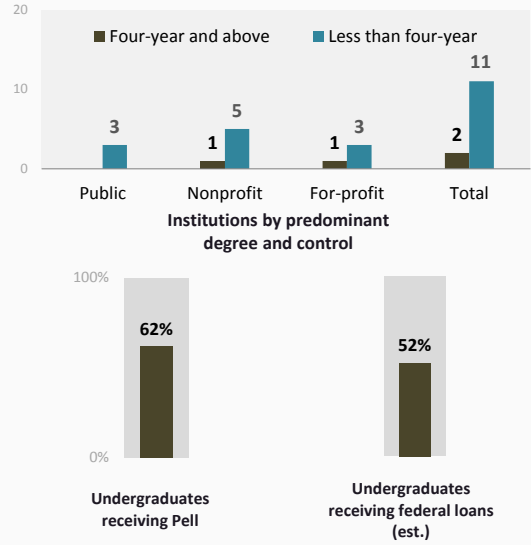
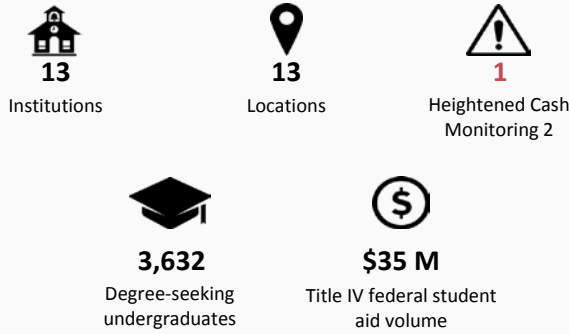
Postsecondary Education Participants System (PEPS): <http://www2.ed.gov/offices/OSFAP/PEPS/dataextracts.html> (as of December 2016)

College Scorecard: <https://collegescorecard.ed.gov/data/> (as posted on technical site in January 2017)

FSA Data Center: <https://studentaid.ed.gov/sa/about/data-center/> (AY 2014-15)

New York State Board of Regents and the Commissioner of Education Federal Postsecondary Education and Student Aid Data

First Glance

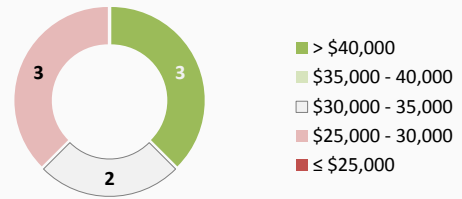
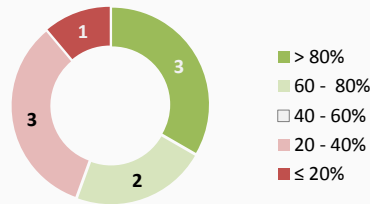


Specialized/programmatic or state agency

Accreditor Type
[Scope of Recognition](#)

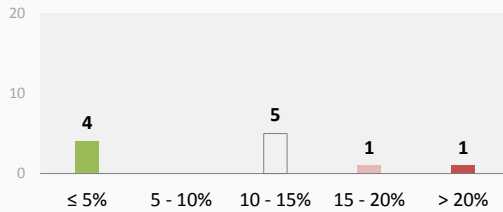
Graduation & Earnings

Green = good outcomes
Red = bad outcomes

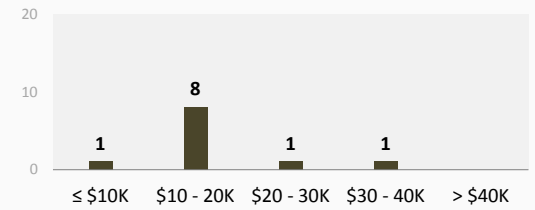
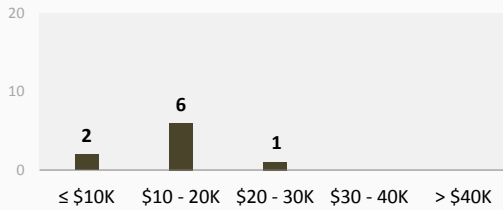


Loan Performance

Green = low
Red = high



Debt & Net Price



Technical Notes
See README for more details

Universe of institutions and accreditors

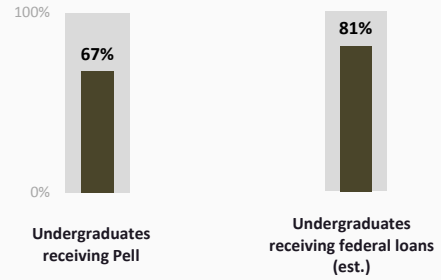
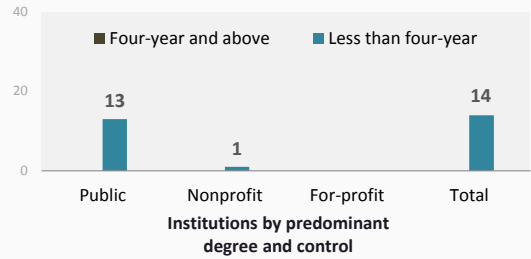

Only includes currently operating institutions participating in Title IV programs according to the January 2017 release of College Scorecard[®]
Only includes primary institutional accreditor relationships as of December 2016, according to PEPS
Excludes counts of missing values for each variable so that categories may not add up to total number of institutions overseen by each accreditor

Data Sources

Postsecondary Education Participants System (PEPS): <http://www2.ed.gov/offices/OSFAP/PEPS/dataextracts.html> (as of December 2016)
College Scorecard: <https://collegescorecard.ed.gov/data/> (as posted on technical site in January 2017)
FSA Data Center: <https://studentaid.ed.gov/sa/about/data-center/> (AY 2014-15)

New York State Board of Regents State Education Department Office of the Professions Federal Postsecondary Education and Student Aid Data

First Glance

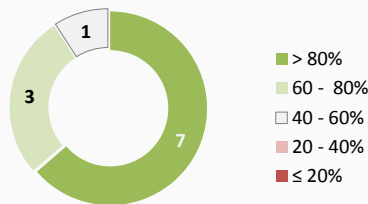


Specialized/programmatic or state agency

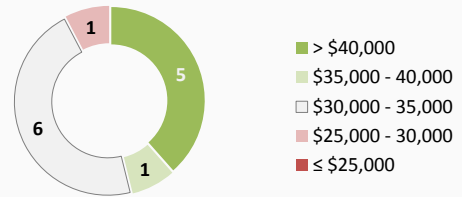
Accreditor Type
[Scope of Recognition](#)

Graduation & Earnings

Green = good outcomes
Red = bad outcomes



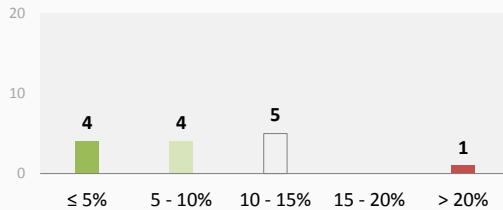
Institutions by graduation rate



Institutions by median earnings

Loan Performance

Green = low
Red = high

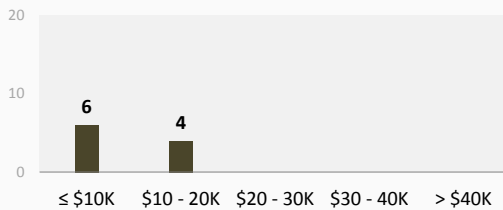


Institutions by cohort default rate

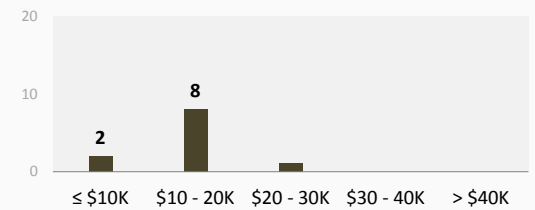


Institutions by Title IV volume

Debt & Net Price



Institutions by median debt of completers



Institutions by average net price

Technical Notes
See README for more details

Universe of institutions and accreditors

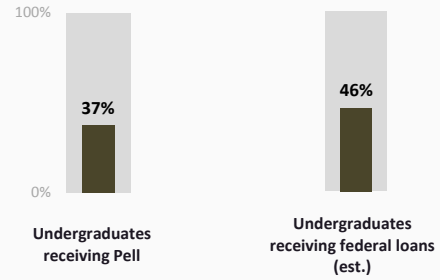
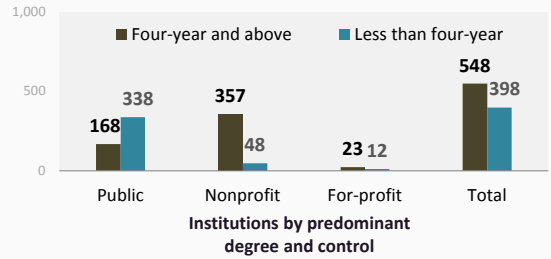

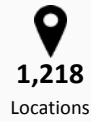
Only includes currently operating institutions participating in Title IV programs according to the January 2017 release of College Scorecard[®]
Only includes primary institutional accreditor relationships as of December 2016, according to PEPS
Excludes counts of missing values for each variable so that categories may not add up to total number of institutions overseen by each accreditor

Data Sources

Postsecondary Education Participants System (PEPS): <http://www2.ed.gov/offices/OSFAP/PEPS/dataextracts.html> (as of December 2016)
College Scorecard: <https://collegescorecard.ed.gov/data/> (as posted on technical site in January 2017)
FSA Data Center: <https://studentaid.ed.gov/sa/about/data-center/> (AY 2014-15)

North Central Association of Colleges and Schools The Higher Learning Commission Federal Postsecondary Education and Student Aid Data

First Glance

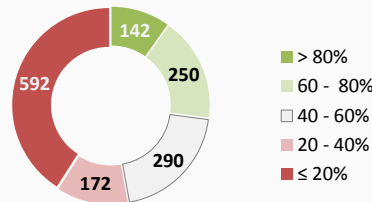


Regional

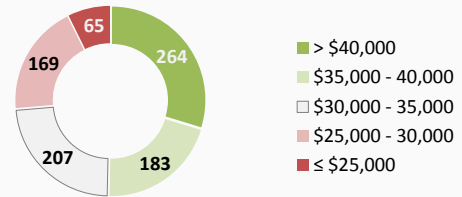
Accreditor Type
[Scope of Recognition](#)

Graduation & Earnings

Green = good outcomes
Red = bad outcomes



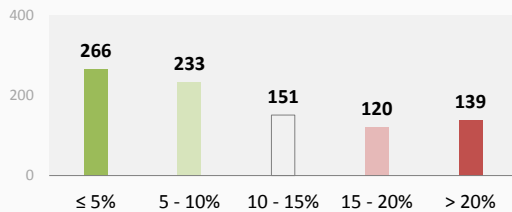
Institutions by
graduation rate



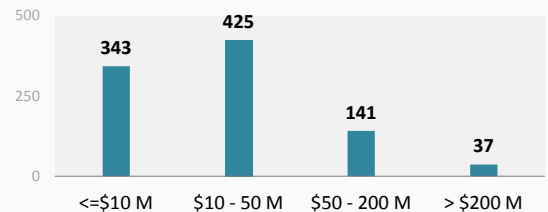
Institutions by
median earnings

Loan Performance

Green = low
Red = high

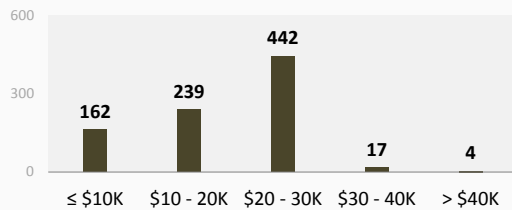


Institutions by
cohort default rate

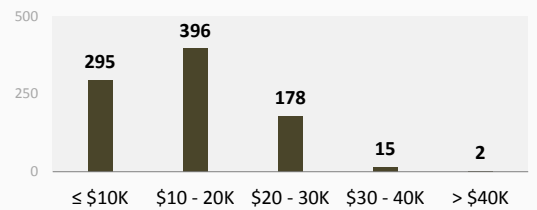


Institutions by
Title IV volume

Debt & Net Price



Institutions by
median debt of completers



Institutions by
average net price

Technical Notes

See README for more
details

Universe of institutions and accreditors

Only includes currently operating institutions participating in Title IV programs according to the January 2017 release of College Scorecard[®]

Only includes primary institutional accreditor relationships as of December 2016, according to PEPS

Excludes counts of missing values for each variable so that categories may not add up to total number of institutions overseen by each accreditor

Data Sources

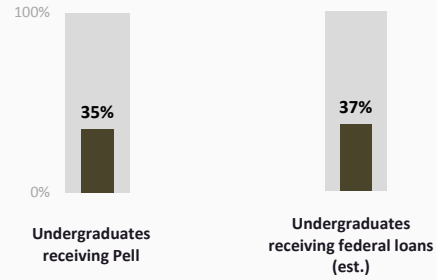
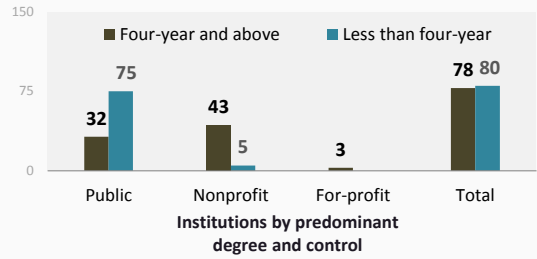

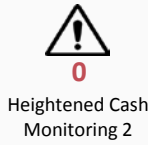

Postsecondary Education Participants System (PEPS): <http://www2.ed.gov/offices/OSFAP/PEPS/dataextracts.html> (as of December 2016)

College Scorecard: <https://collegescorecard.ed.gov/data/> (as posted on technical site in January 2017)

FSA Data Center: <https://studentaid.ed.gov/sa/about/data-center/> (AY 2014-15)

Northwest Commission on Colleges and Universities Federal Postsecondary Education and Student Aid Data

First Glance

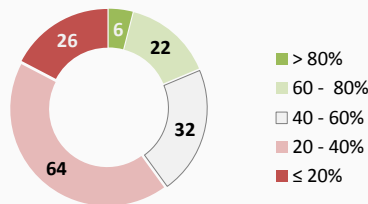


Regional

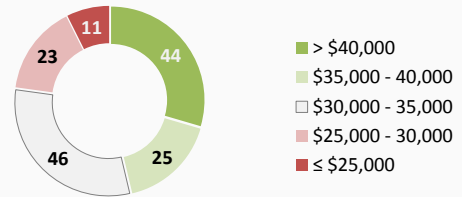
Accreditor Type
[Scope of Recognition](#)

Graduation & Earnings

Green = good outcomes
Red = bad outcomes



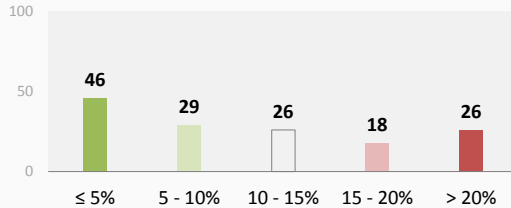
Institutions by
graduation rate



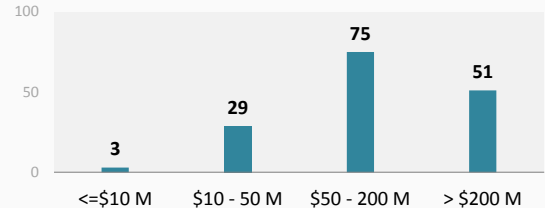
Institutions by
median earnings

Loan Performance

Green = low
Red = high

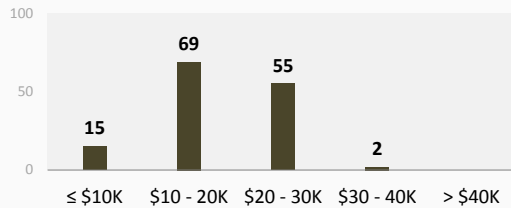


Institutions by
cohort default rate

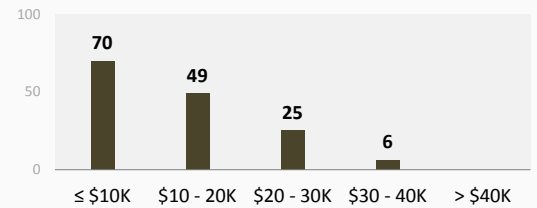


Institutions by
Title IV volume

Debt & Net Price



Institutions by
median debt of completers



Institutions by
average net price

Technical Notes
See README for more
details

Universe of institutions and accreditors

Only includes currently operating institutions participating in Title IV programs according to the January 2017 release of College Scorecard[®]

Only includes primary institutional accreditor relationships as of December 2016, according to PEPS

Excludes counts of missing values for each variable so that categories may not add up to total number of institutions overseen by each accreditor

Data Sources

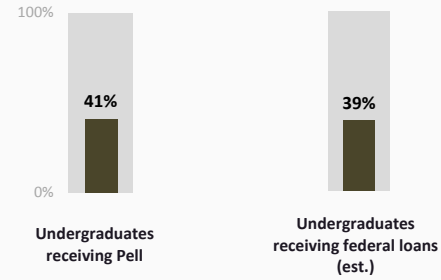
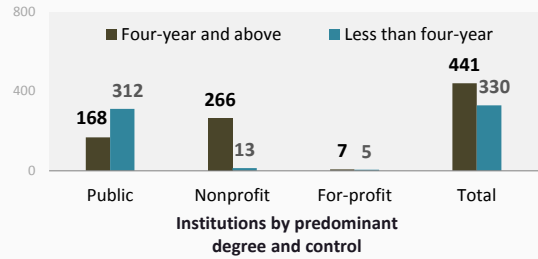


Postsecondary Education Participants System (PEPS): <http://www2.ed.gov/offices/OSFAP/PEPS/dataextracts.html> (as of December 2016)

College Scorecard: <https://collegescorecard.ed.gov/data/> (as posted on technical site in January 2017)

FSA Data Center: <https://studentaid.ed.gov/sa/about/data-center/> (AY 2014-15)

Southern Association of Colleges and Schools Commission on Colleges Federal Postsecondary Education and Student Aid Data

First Glance

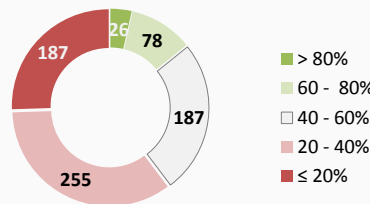


Regional

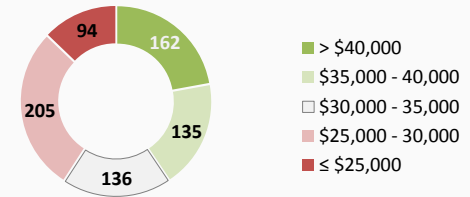
Accreditor Type
[Scope of Recognition](#)

Graduation & Earnings

Green = good outcomes
Red = bad outcomes



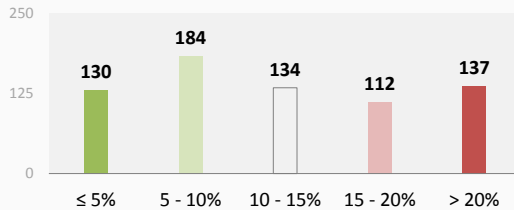
Institutions by
graduation rate



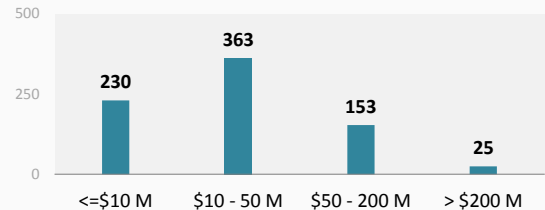
Institutions by
median earnings

Loan Performance

Green = low
Red = high

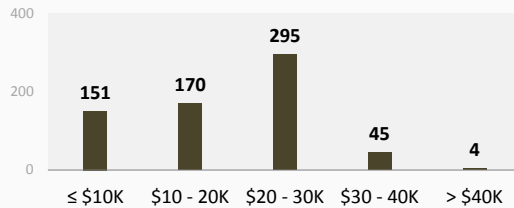


Institutions by
cohort default rate

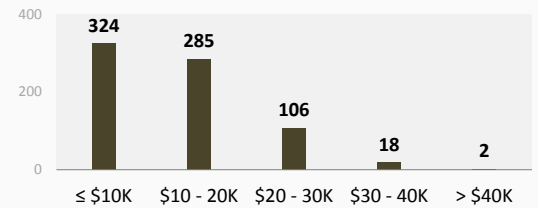


Institutions by
Title IV volume

Debt & Net Price



Institutions by
median debt of completers



Institutions by
average net price

Technical Notes
See README for more
details

Universe of institutions and accreditors

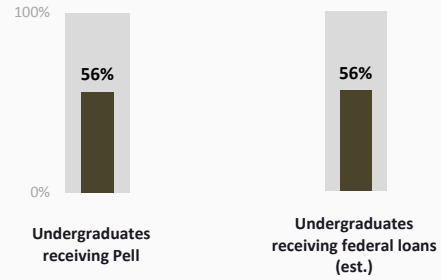
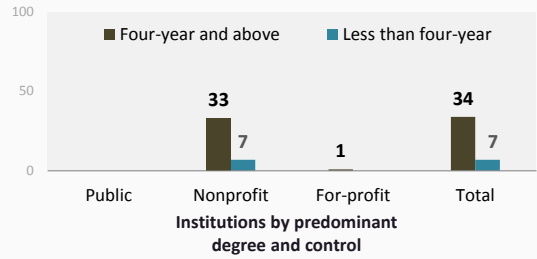


Only includes currently operating institutions participating in Title IV programs according to the January 2017 release of College Scorecard[®]
Only includes primary institutional accreditor relationships as of December 2016, according to PEPS
Excludes counts of missing values for each variable so that categories may not add up to total number of institutions overseen by each accreditor

Data Sources

Postsecondary Education Participants System (PEPS): <http://www2.ed.gov/offices/OSFAP/PEPS/dataextracts.html> (as of December 2016)
College Scorecard: <https://collegescorecard.ed.gov/data/> (as posted on technical site in January 2017)
FSA Data Center: <https://studentaid.ed.gov/sa/about/data-center/> (AY 2014-15)

Transnational Association of Christian Colleges and Schools Federal Postsecondary Education and Student Aid Data

First Glance

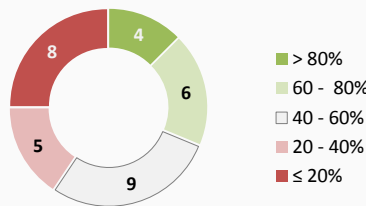


Specialized/programmatic or state agency

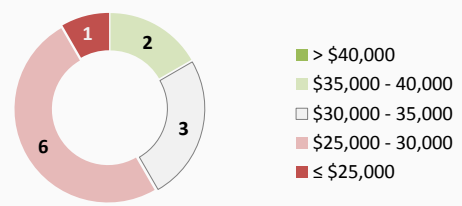
Accreditor Type
[Scope of Recognition](#)

Graduation & Earnings

Green = good outcomes
Red = bad outcomes



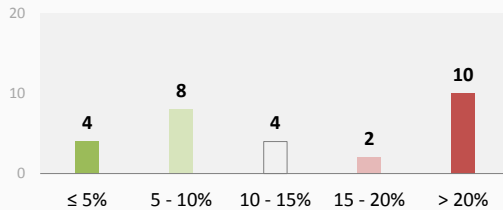
Institutions by
graduation rate



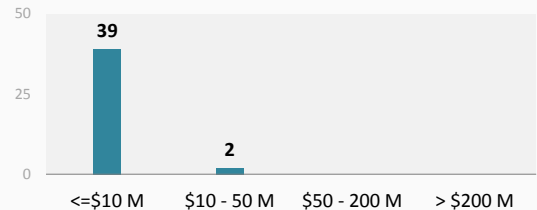
Institutions by
median earnings

Loan Performance

Green = low
Red = high

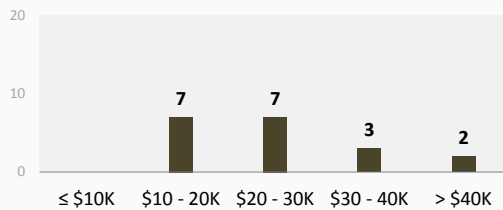


Institutions by
cohort default rate

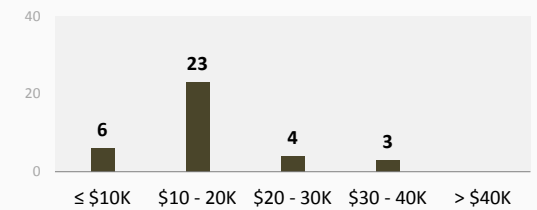


Institutions by
Title IV volume

Debt & Net Price



Institutions by
median debt of completers



Institutions by
average net price

Technical Notes
See README for more
details

Universe of institutions and accreditors

Only includes currently operating institutions participating in Title IV programs according to the January 2017 release of College Scorecard[®]

Only includes primary institutional accreditor relationships as of December 2016, according to PEPS

Excludes counts of missing values for each variable so that categories may not add up to total number of institutions overseen by each accreditor

Data Sources

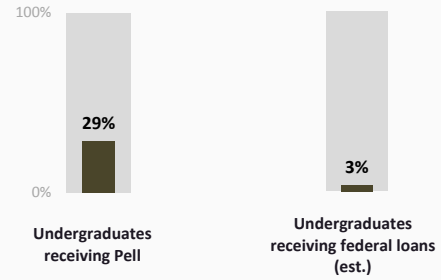
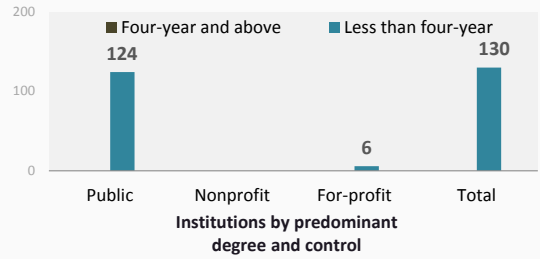


Postsecondary Education Participants System (PEPS): <http://www2.ed.gov/offices/OSFAP/PEPS/dataextracts.html> (as of December 2016)

College Scorecard: <https://collegescorecard.ed.gov/data/> (as posted on technical site in January 2017)

FSA Data Center: <https://studentaid.ed.gov/sa/about/data-center/> (AY 2014-15)

Western Association of Schools and Colleges, Accrediting Commission for Community and Junior Colleges Federal Postsecondary Education and Student Aid Data

First Glance

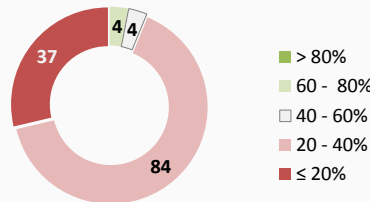


Regional

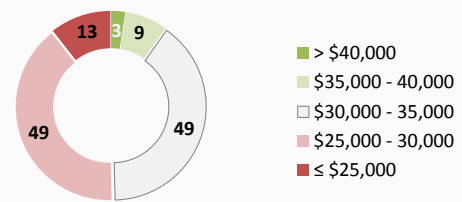
Accreditor Type
[Scope of Recognition](#)

Graduation & Earnings

Green = good outcomes
Red = bad outcomes



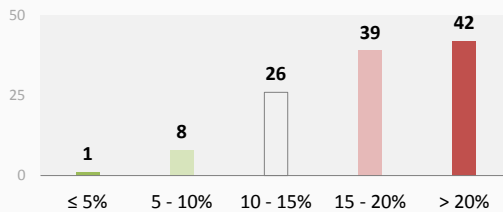
Institutions by
graduation rate



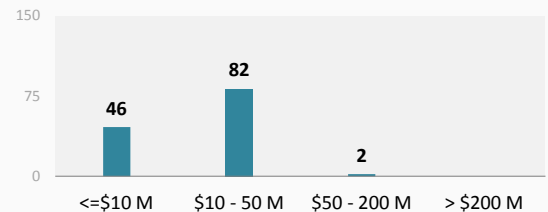
Institutions by
median earnings

Loan Performance

Green = low
Red = high

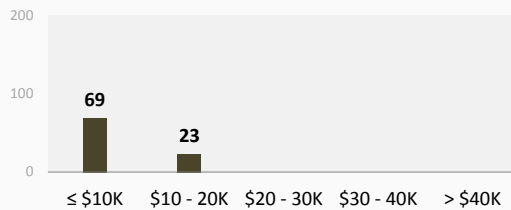


Institutions by
cohort default rate

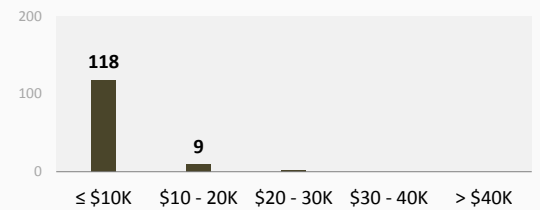


Institutions by
Title IV volume

Debt & Net Price



Institutions by
median debt of completers



Institutions by
average net price

Technical Notes

See README for more
details

Universe of institutions and accreditors

Only includes currently operating institutions participating in Title IV programs according to the January 2017 release of College Scorecard[®]

Only includes primary institutional accreditor relationships as of December 2016, according to PEPS

Excludes counts of missing values for each variable so that categories may not add up to total number of institutions overseen by each accreditor

Data Sources

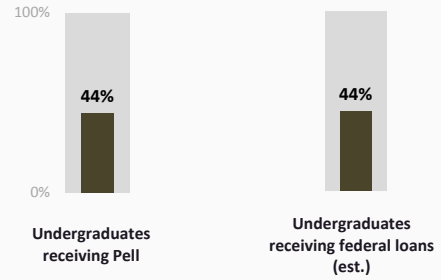
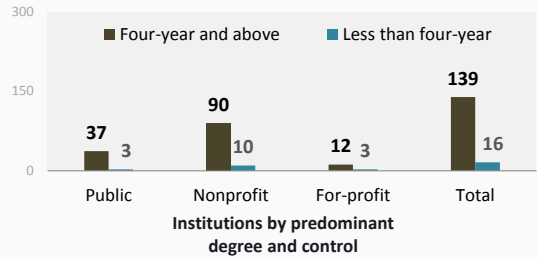

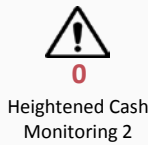

Postsecondary Education Participants System (PEPS): <http://www2.ed.gov/offices/OSFAP/PEPS/dataextracts.html> (as of December 2016)

College Scorecard: <https://collegescorecard.ed.gov/data/> (as posted on technical site in January 2017)

FSA Data Center: <https://studentaid.ed.gov/sa/about/data-center/> (AY 2014-15)

Western Association of Schools and Colleges, Accrediting Commission for Senior Colleges and Universities Federal Postsecondary Education and Student Aid Data

First Glance

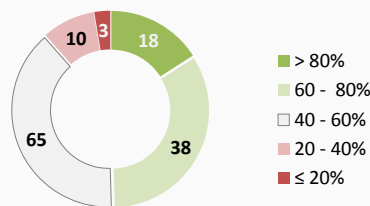


Regional

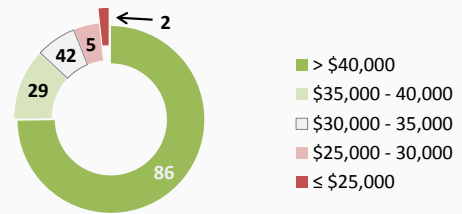
Accreditor Type
[Scope of Recognition](#)

Graduation & Earnings

Green = good outcomes
Red = bad outcomes



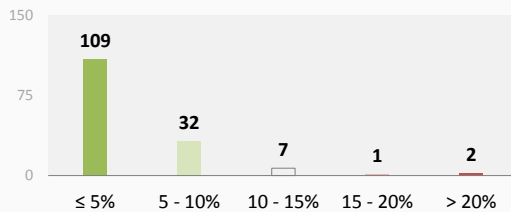
Institutions by graduation rate



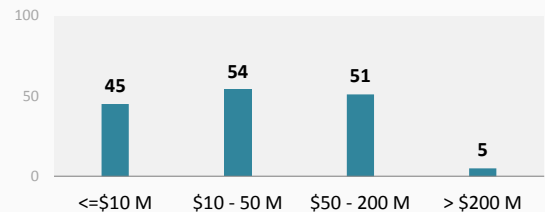
Institutions by median earnings

Loan Performance

Green = low
Red = high

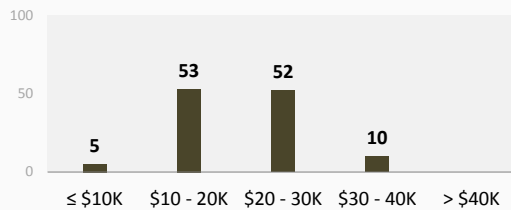


Institutions by cohort default rate

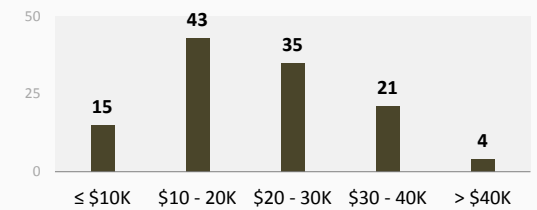


Institutions by Title IV volume

Debt & Net Price



Institutions by median debt of completers



Institutions by average net price

Technical Notes
See README for more details

Universe of institutions and accreditors

Only includes currently operating institutions participating in Title IV programs according to the January 2017 release of College Scorecard[®]

Only includes primary institutional accreditor relationships as of December 2016, according to PEPS

Excludes counts of missing values for each variable so that categories may not add up to total number of institutions overseen by each accreditor

Data Sources

Postsecondary Education Participants System (PEPS): <http://www2.ed.gov/offices/OSFAP/PEPS/dataextracts.html> (as of December 2016)

College Scorecard: <https://collegescorecard.ed.gov/data/> (as posted on technical site in January 2017)

FSA Data Center: <https://studentaid.ed.gov/sa/about/data-center/> (AY 2014-15)