

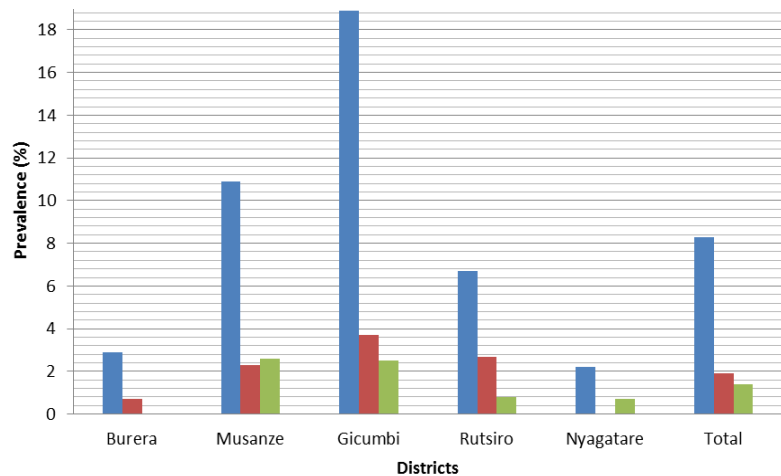
The team



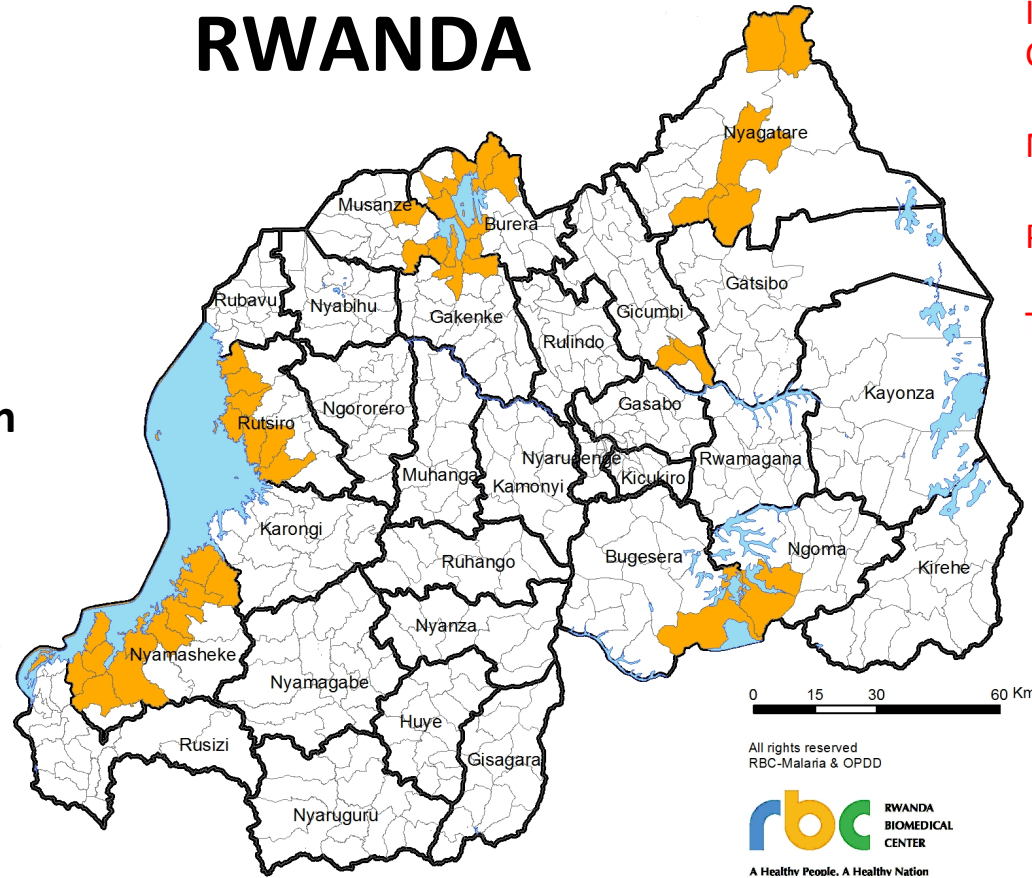
Monitoring and Evaluation



Sentinel site data *S.Mansoni* 2008-2010 (n=1392)



RWANDA



- District boundaries
- Sector boundaries
- Sectors at risk of SCH/2007
- Water bodies

SCH-STH re-assessment currently ongoing

Surveillance sentinel sites for NTDs under development

Initial SCI implementing year: 2007

Current Implementation Phase:

SCH Elimination

MDA frequency:

PZQ /Annual – ALB/MBZ/Biannual

Pop targeted by SCI in 2014:

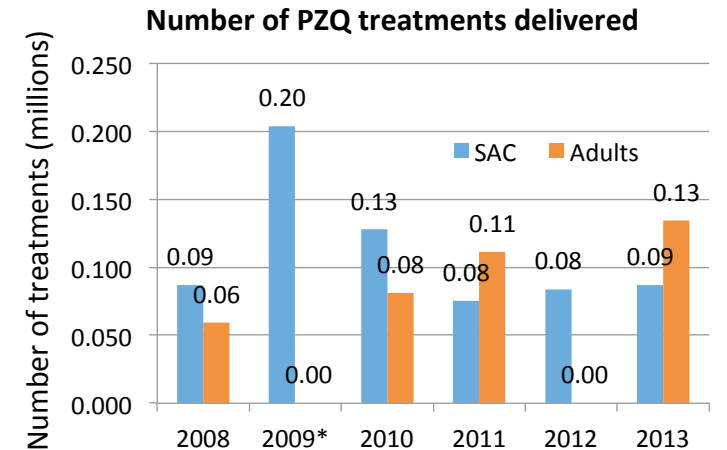
534,772 (PZQ)/4,441,194 (ALB)

Treatments required by country in 2014:

534,772 (PZQ)/4,441,194 (ALB)



Mass Drug Administration



Total number of PZQ treatments given since 2007: 1,049,998