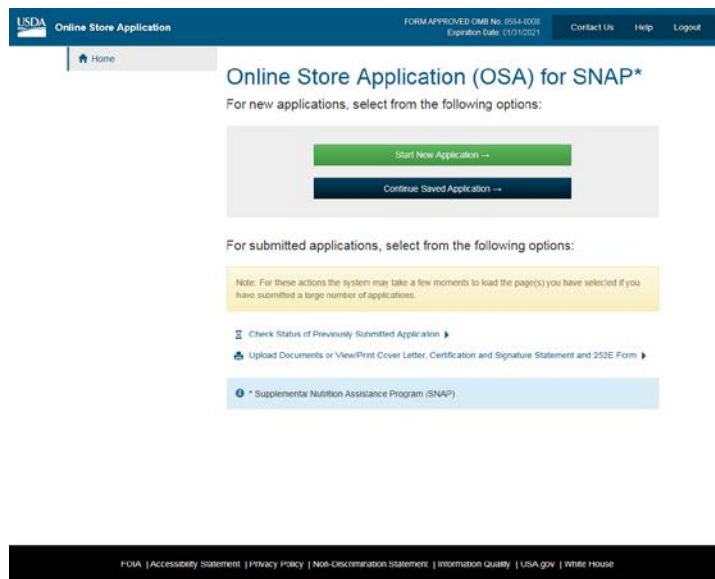


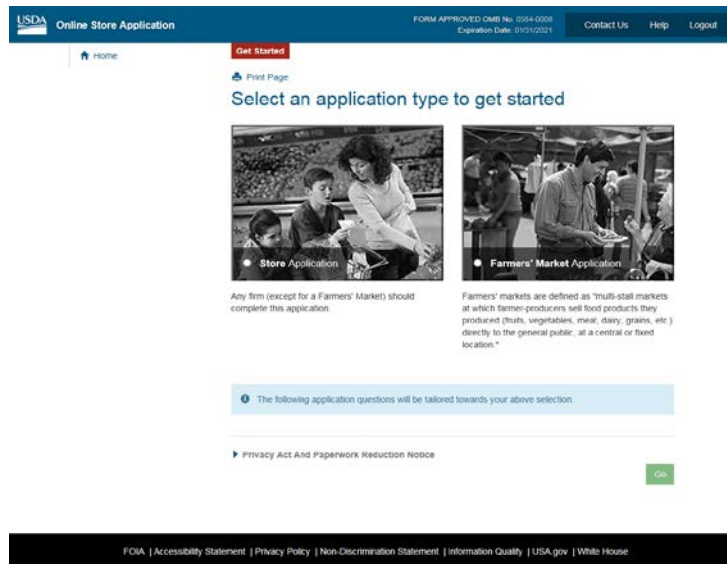
# Step-by-Step Instructions for Farmers Markets to Fill Out the Online Store Application (OSA) to Become Authorized to Participate in the Supplemental Nutrition Assistance Program (SNAP)

We have created this document to help farmers markets complete the process of applying to become authorized to participate in the Supplemental Nutrition Assistance Program (SNAP). As you will see, the information required is minimal and straightforward. Nevertheless, please review and follow these directions carefully. *The information provided during the application process is used only for SNAP authorization and monitoring purposes, is safeguarded, and not shared.*

1. Upon signing into the Online Store Application (OSA) website (after you create the required Eauth profile), via <http://www.fns.usda.gov/snap/store-farmers-market-application>, the first page you see will present you with several choices (**Start a New Application**, **Continue Saved Application**, etc.).



2. Click on **Start New Application**
3. You will then be taken to a page where you must select an application type. You will have two options: **STORE Application** and **FARMERS MARKET Application**.



4. Under **FARMERS MARKET Application**, you will find FNS' definition of "farmers market."
  - a. If the organization you are submitting the application for does **NOT** fit FNS' definition of "farmers market," click on **STORE Application**, and stop using this document, as it does not apply to you.
5. If the organization you are submitting the application for **DOES** fit FNS' definition of "farmers market," click on **FARMERS MARKET Application** and then press "go". After doing so, you will be directed to a page entitled:

## Before You Begin

1. Review the information on that page, then click on the **Start Application** button on the bottom of the page. You will then be directed to a page entitled:

## Acknowledgement Agreement

1. That page includes a **PRIVACY ACT STATEMENT**, information on **USE AND DISCLOSURE**, a **PENALTY WARNING STATEMENT**, and **PRIVACY ACT AND PAPERWORK REDUCTION NOTICE**. Review the information on that page. At the bottom of the page, you will have the option to **Accept** or **Decline**.
  - a. If you **Decline**, you will not be permitted to continue with your application.
  - b. If you **Accept** and click **Next**, you will be permitted to continue with your application and be directed to the following page:

On that page, you will be asked for some basic information regarding your farmers market.

**NOTE:** Starting on this page, you must submit information regarding your farmers market’s **Responsible Officials**. “**Responsible Officials**” are responsible for ensuring that all market stakeholders (i.e., him/herself, the market owner, market vendors (including vendors that do NOT sell SNAP-eligible items), and – if applicable -- parent organizations, such as a nonprofit organization) adhere to SNAP laws, regulations, and policies. If any stake-holder commits a program violation, both the parent organization and the **Responsible Official** will be held accountable, and may face disqualification and/or monetary penalties. In other words, responsibility for violations falls to both the organization and the **Responsible Official**, as does prevention. To prevent a sanction from occurring, the **Responsible Official(s)** should ensure all stakeholders (including **ALL** market vendors) are fully trained and understand the impact that program violations would; and should carefully consider how liability for disqualification and/or monetary penalties would affect those stakeholders.

1. **Store Opening Date [Required]:** You will be asked “**When did or when will the market open for business under the current ownership?**” Enter the date the farmers market opened under your ownership in the *MM/DD/YYYY* format.
  - a. For example, if the market has existed since September 8, 2005, but you took ownership on February 9, 2012, enter 02/09/2012.
  - b. If your market has not yet opened, you may enter a date up to 30 days in the future.
2. **Store Name [Required]:** You will be asked “**What is the official name of the market? (that is, the name you use on legal documents such as leases, contracts, incorporation documents, etc.)**” This is the name that will appear on your SNAP license, and that FNS will use for official business and when referring the public to your market. The market name should be identical to the name you use if/when you register your market with the Agricultural Marketing Service’s *Farmers’ Market Directory*.

3. **Market Number [Only if Applicable]**: If your market is part of a chain of markets, and has an alphanumeric code (i.e., “Neighborhood Farmers Market #426,” “Market #A34,” etc.), enter that **Market Number** here. Do *not* use a pound sign (#) in this field.
4. **Supporting Organization [Required]**: Identify the organization that is assisting your market in the process of becoming SNAP-authorized, or indicate that no organization assisted you.
5. **Store Address [Required]**: You will be asked “*What is the address where the market is conducted? (i.e., where the market takes place).*” You must **NOT** enter a P.O. Box for this question.
6. **Store Mailing Address [Required]**: You will be asked “*Is the market's mailing address the same as the address where the market is conducted?*”
  - a. If so, select “yes.”
  - b. If not, select “no,” and you will be prompted to enter the market’s mailing address.
  - c. If the market’s mailing address is a P.O. Box, enter the P.O. Box number in the ***Street Name*** field.
7. **Market Telephone Number [One Number Required]**: You will be asked to enter a “***Market Telephone Number***” and “***Alternate Telephone Number.***” (i.e., numbers where the ***Responsible Official*** can be reached). Enter at least one number.
8. **Email Address [Required]**: You will be asked to enter an email address where the ***Responsible Official*** can be reached; and then to re-enter the e-mail address (for confirmation).
9. Click on the **Next** button at the bottom of the page, and you will be taken to the following page:

USDA Online Store Application FORM APPROVED OMB No. 0584-0009  
Expiration Date: 01/31/2021 Contact Us Help Logout

Home Store Information

Select Application Type Print Page

Before You Begin **Accountability Information**

Acknowledgement Agreement In this section, provide information that is necessary to maintain program integrity, such as information regarding the Responsible Official(s) and on the ownership type for the market.

Basic Information Is your firm legally organized as a nonprofit entity?

**Accountability Information**  Yes  No

Sales Information Answer the following questions for all Responsible Officials, officers, owners, partners, members, and/or managers.

Inventory Information Has any Responsible Official, officer, owner, partner, member and/or manager ever been denied, withdrawn, disqualified, suspended, or been fined for Supplemental Nutrition Assistance Program (SNAP), WIC, business, alcohol, tobacco, lottery, and/or health violations?

Supplemental Information  Yes  No

Review and Submit Has any Responsible Official, officer, owner, partner, member and/or manager currently or ever been suspended or debarred from conducting business with or participating in any program administered by the Federal Government?

Yes  No

Is any Responsible Official, officer, owner, partner, and/or member currently receiving assistance through the Supplemental Nutrition Assistance Program?

Yes  No

Has any Responsible Official, officer, owner, partner, and/or member ever been disqualified from receiving assistance through the Supplemental Nutrition Assistance Program for an intentional program violation (IPV) or fraud?

Yes  No

Does any Responsible Official, officer, owner, partner and/or member currently own any other SNAP authorized stores (such as Store, Farmers' Market, etc.)?

Yes  No

Was any Responsible Official, officer, partner and/or member convicted of any crime after June 1, 1999?

Yes  No

[Save and Continue Later](#)

[← Back](#) [Next →](#)

FOIA | Accessibility Statement | Privacy Policy | Non-Discrimination Statement | Information Quality | USA.gov | White House

On that page, you must provide information necessary to maintain program integrity.

1. **Ownership Type [Required]:** You will be asked “*What is the ownership type of this store?*” Select the ownership type that best describes your market. The options are: *Government Owned, Limited Liability Company (LLC), Nonprofit Organization, Partnership, Privately-Held Corporation, Publicly Owned Corporation, and Sole Proprietorship.*
  - a. **NOTE:** Based on the **Ownership Type** you select, you will be prompted to provide slightly different information regarding your organization, the market owners/officers, partners, and/or **Responsible Official(s)**. For example:
    - i. In community property States (AZ, CA, ID, LA, NM, NV, TX, WA, and WI), you must submit information regarding spouses of **Responsible Officials**, officers, partners, etc. .

- ii. For *Nonprofit Organizations*, you must submit a copy of the **Determination Letter** sent by the Internal Revenue Service (IRS) when your organization's status as a 501(c)(3) entity was established (see section on **DOCUMENTS TO MAIL**).
  - iii. For *Government Owned* markets, you must submit a letter – on appropriate letterhead – proving the government entity owns or sponsors the market (see section on **DOCUMENTS TO MAIL**).
2. **Employer Identification Number [Required, if applicable]**: You will be asked to submit an **Employer Identification Number (EIN)**, the nine-digit number the IRS assigns to businesses for tax filing/reporting purposes.
    - a. If your organization has an EIN, you must enter it here.
      - i. *Government Owned* markets must submit an EIN.
    - b. If your organization does not have an EIN, you are not required to obtain or submit one.
  3. **Organization Name and Address [Required, if applicable]**: Certain **Ownership Types** must enter their name, street number, street name or Post Office box, city, State, and zip code. The **Ownership Types** that must provide this information are:
    - a. *Government Agency, LLC, Privately-Held Corporation, and Publicly Owned Corporation.*
  4. **Contact Person Information**: Certain **Ownership Types** must enter name, telephone number, and e-mail address for their **Contact Person**. The **Ownership Types** that must provide this information are:
    - a. *Government Agency and Publicly-Owned Corporation.*
  5. **Responsible Official Information**: Certain **Ownership Types** must provide name, street number, street name, city, State, zip code, date of birth, title, and e-mail address for each of their **Responsible Officials**. The **Ownership Types** that must provide this information are:
    - a. *LLC, Nonprofit Organization, Partnership, Privately-Held Corporation, and Sole Proprietorship.*
  6. **Social Security Number**: Certain **Ownership Types** must provide the **Social Security Number** for each of their **Responsible Officials**. The **Ownership Types** that must provide this information are:
    - a. *LLC, Partnership, Privately-Held Corporation, and Sole Proprietorship.*
    - b. **NOTE: Organizations that are not required to submit a Social Security Number for their Responsible Official(s) will be held responsible and liable for any and all program violations.**
  7. **Crimes, Program Violations, Denial of Licenses, Debarment, and Receipt of SNAP Benefits [Required]**: All **Ownership Types** will be asked the following six yes-or-no questions:
    - a. *Has any Responsible Official, officer, owner, partner, member and/or manager ever been denied, withdrawn, disqualified, suspended, or been fined for Supplemental Nutrition Assistance Program (SNAP), WIC, business, alcohol, tobacco, lottery, and/or health violations?*
    - b. *Has any Responsible Official, officer, owner, partner, member and/or manager currently or ever been suspended or debarred from conducting business with or participating in any program administered by the Federal Government?*
    - c. *Is any Responsible Official, officer, owner, partner, and/or member currently receiving assistance through the Supplemental Nutrition Assistance Program?*
    - d. *Has any Responsible Official, officer, owner, partner, and/or member ever been disqualified from receiving assistance through the Supplemental Nutrition Assistance Program for an intentional program violation (IPV) or fraud?*
    - e. *Does any Responsible Official, officer, owner, partner and/or member currently own any other SNAP authorized stores (such as Store, Farmers' Market, etc.)?*

f. **Was any Responsible Official, officer, partner and/or member convicted of any crime after June 1, 1999?**

For each of these questions, answer “yes” or “no.” If your answer yes, you will be prompted to provide more information.

8. Click on the **Next** button at the bottom of the page, and you will be taken to the following page:

On that page, you will provide details regarding the market's sales.

1. **Wholesale [Required]:** You will be asked “*Does the market sell products, at wholesale, to other businesses, such as hospitals or restaurants?*”
  - a. If not, select “no.”
  - b. If so, select “yes,” and you will be asked whether the retail (i.e. non-wholesale) portion of your market’s sales exceeds \$250,000 per year **OR** 50% of your total gross sales. "Retail sales" are anything other than wholesale sales.
2. **Restaurant License [Required]:** You will be asked “*Do you have or are you applying for a restaurant license for your market?*”
3. **Retail Sales [Required]:** You will be asked to indicate the total *retail* sales for your market in the table. Select “Actual” or “Estimated” sales and indicate the tax year corresponding to your sales figures. If your market reported the amount of sales it made in the last tax year to the Internal Revenue Service (IRS), you must enter actual sales. If your market did not report sales to the IRS for the last tax year, enter your best good-faith estimate of the sales you expect to take place at your market in the next full tax year. The table shown on the next page of this guidance document will appear after selecting “Actual” or “Estimated”. The information provided should include sales of *all* items, *except* wholesale sales to other businesses. If you do not sell a particular category of products, place a “0” in the appropriate sales column cell.



Home

Select Application Type

Before You Begin

Acknowledgement Agreement

Basic Information

Accountability Information

Sales Information

Inventory Information

Supplemental Information

Review and Submit

Store Information

Print Page

## Sales Information

In this section, you will provide details regarding the market's sales.

Does the market sell products, at wholesale, to other businesses, such as hospitals or restaurants?

Yes  No

Do the market's annual retail food sales constitute at least \$250,000 OR 50% of your total gross sales? "Retail sales" are anything other than wholesale sales.

Yes  No

Do you have or are you applying for a restaurant license for your market?

Yes  No

### Total Retail Sales

Enter your estimated or actual retail sales for a one year period in the following table. If you do not sell a particular category of products place a "0" in the appropriate sales column cell.

Select "Actual" or "Estimated" sales below and indicate the tax year corresponding to your sales figures. If your market reported the amount of sales it made in the last tax year to the Internal Revenue Service (IRS), you must enter actual sales. If your market did not report sales to the IRS for the last tax year, enter your best good-faith estimate of the sales you expect to take place at your market in the next full tax year.

Retail sales are:

Estimated  Actual

Round to nearest dollar, do not enter cents or dollar sign. Enter a positive number less than 999,999,999,999.  
Example: 250,000

Sales Category	Sales
Gasoline	\$ 10,000 .00
Lottery	\$ 10,000 .00
Tobacco (Examples: cigarettes, cigars, chewing tobacco, etc.)	\$ 10,000 .00
Alcohol (Examples: wine, beer, liquor, etc.)	\$ 10,000 .00
Other Nonfood (Examples: soap, paper, pet food, etc.)	\$ 10,000 .00
Hot Foods (Examples: hot coffee, hot soup, hot pizza, etc.)	\$ 10,000 .00
Cold Prepared Foods (Examples: sandwiches, salads, etc.)	\$ 10,000 .00
Accessory Foods (Examples: ice cream, potato chips, soda pop, doughnuts, etc.)	\$ 10,000 .00
Staple Foods (Examples: rice, milk, beef, apples, etc.)	\$ 10,000 .00
<b>Total Sales</b>	<b>\$90,000.00</b>

Save and Continue Later

← Back

Next →



4. Click on the **Next** button at the bottom of the page, and you will be taken to the following page:

The screenshot shows the 'Inventory Information' section of the USDA Online Store Application. The page has a blue header with the USDA logo, 'Online Store Application', and form details (FORM APPROVED OMB No. 0584-0008, Expiration Date: 01/31/2021). A navigation menu on the left includes: Home, Select Application Type, Before You Begin, Acknowledgement Agreement, Basic Information, Accountability Information, Sales Information, **Inventory Information** (highlighted), Supplemental Information, and Review and Submit. The main content area is titled 'Inventory Information' and contains instructions: 'In this section, you will specify the types of inventory that you carry at this location. Please answer the questions regarding staple food varieties and the depth of stock that you have currently and on a continuous basis in your market.' Below this are four questions with 'Select-One' dropdown menus: 1. 'Indicate the number of varieties in the Breads and/or Cereals staple food category (Examples: rice, pasta, flour, pita, tortilla, etc.)'. 2. 'Indicate the number of varieties in the Dairy products staple food category (Examples: soy milk, butter, yogurt, infant formula, etc.)'. 3. 'Indicate the number of varieties in the Meat, Poultry, and/or Fish staple food category (Examples: beef, pork, eggs, tuna, etc.)'. 4. 'Indicate the number of varieties in the Vegetables and/or Fruits staple food category (Examples: apple, tomato, peach, carrot, etc.)'. A second set of four questions follows, asking about stocking units: 'Answer the following questions regarding stocking units of staple food varieties that you have currently and on a continuous basis in your market.' 1. 'Do you have at least three stocking units of each variety in the Breads and/or Cereals category (Examples: 3 bags of rice, 3 boxes of pasta, etc.)?' 2. 'Do you have at least three stocking units of each variety in the Dairy products category (Examples: 3 cartons of soy milk, 3 cans of infant formula, etc.)?' 3. 'Do you have at least three stocking units of each variety in the Meat, Poultry, and/or Fish category (Examples: 3 cans of tuna, 3 cartons of eggs, etc.)?' 4. 'Do you have at least three stocking units of each variety in the Vegetables and/or Fruits category (Examples: 3 apples, 3 cans of peaches, etc.)?'. A third set of four questions follows: 'Answer the following questions regarding perishable foods that you have currently and on a continuous basis in your market.' 1. 'Do you have at least one variety of perishable foods in the Breads and/or Cereals category (Examples: bread, pita, etc.)?' 2. 'Do you have at least one variety of perishable foods in the Dairy products category (Examples: refrigerated cow's milk, refrigerated butter, etc.)?' 3. 'Do you have at least one variety of perishable foods in the Meat, Poultry, and/or Fish category (Examples: fresh eggs, frozen chicken, etc.)?' 4. 'Do you have at least one variety of perishable foods in the Vegetables and/or Fruits category (Examples: fresh apples, frozen broccoli, etc.)?'. At the bottom of the form area are three buttons: 'Save and Continue Later', 'Back', and 'Next'. A footer bar at the very bottom contains links for FOIA, Accessibility Statement, Privacy Policy, Non-Discrimination Statement, Information Quality, USA.gov, and White House.

On that page, you will provide details regarding the inventory typically available at the market.

1. **Food Inventory [Required]:** You will be asked a series of (mostly) yes-or-no questions to determine the type of food available at your market. In answering the questions, you only need to consider the days the market is actually open, and provide your best good-faith estimate of the foods typically available your market. Specifically, you will:
  - a. Answer questions regarding staple food varieties that you have currently and on a continuous basis in your market. Select the number of varieties for each staple food category if less than 10. Select "10+" if the number of varieties for each staple food category is equal to or greater than 10.
  - b. Answer questions regarding stocking units of staple food varieties that you have currently and on a continuous basis in your market.

c. Answer questions regarding perishable foods that you have currently and on a continuous basis in your market.

2. Click on the **Next** button at the bottom of the page, and you will be taken to the following page:

USDA Online Store Application FORM APPROVED OMB No. 0594-0038 Expiration Date: 01/31/2021 Contact Us Help Logout

Home Store Information

Select Application Type Before You Begin Acknowledgement Agreement Basic Information Accountability Information Sales Information Inventory Information Supplemental Information Review and Submit

Print Page

### Supplemental Information

In this section, you will provide details regarding the market's operating schedule.

Are optical scanners used at this market?  
 Yes  No

Is the market open year round?  
 Yes  No

Is the market open 7 days a week, 24 hours per day?  
 Yes  No

Provide the name and address of the financial institution (bank) that you will be using for SNAP payment deposits.

Financial Institution Name

Street Number:  Street Name:

Additional Address Line:

City:  State:  Zip Code:  -

Country

If known, provide the name, phone number, and mailing address of the Electronic Benefits Transfer (EBT) equipment provider for your market.

Equipment Provider Name  Equipment Provider Telephone Number:  -  -

Do you know the address for your Electronic Benefits Transfer (EBT) equipment provider?  
 Yes  No

If you have a market website, provide the website address.

If you have additional information or comments you would like to provide to FNS (such as any special circumstances that FNS should know), please provide the information here:  
  
 775/775 characters remaining

Save and Continue Later

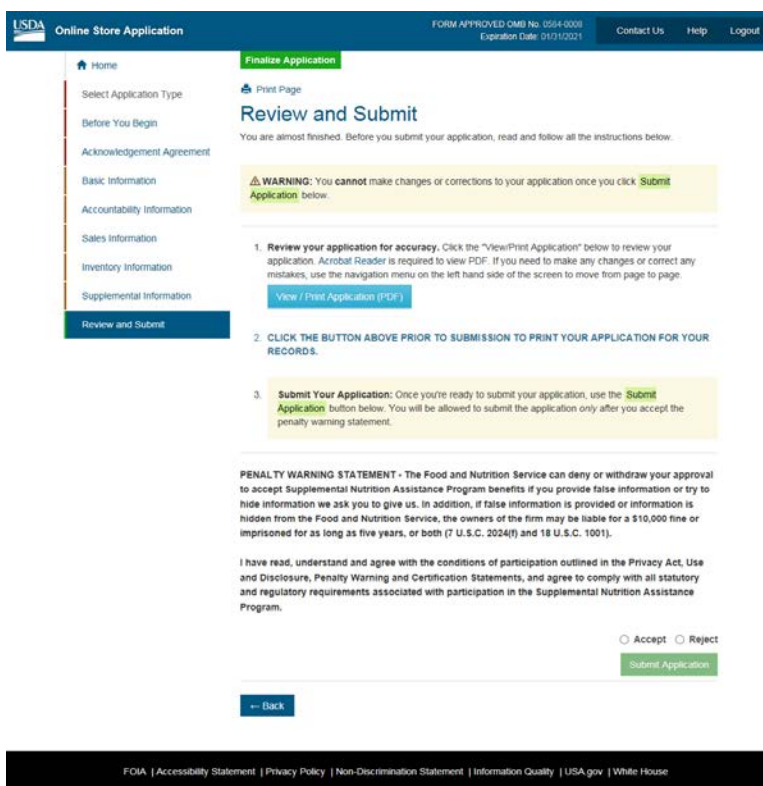
Back Next

FOIA | Accessibility Statement | Privacy Policy | Non-Discrimination Statement | Information Quality | USA.gov | White House

In this section, you will provide details regarding the market's operating schedule.

1. **Optical Scanners [Required]:** You will be asked “*Are optical scanners used at this market?*” Answer “yes” or “no”.
2. **Store Open Year Around [Required]:** You will be asked “*Is the market open year round?*”
  - a. If so, select “yes.”
  - b. If not, select “no,” and you will be prompted to indicate the months the market is open.

3. **Store Hours [Required]:** You will be asked *“Is your store open 7 days a week, 24 hours per day?”*
  - a. If so, select “yes.”
  - b. If not, select “no,” and you will be prompted for more information regarding the days and hours of operation for your market. For days where your market is closed, you should leave the field blank.
  
4. **Financial Institution [Required]:** You will be asked to enter the name and address of the financial institution (bank) that the market will use for SNAP deposits.
  
5. **Electronic Benefit Transfer (EBT) Equipment Provider [Optional]:** If known, please enter the name, phone number, and mailing address of the company that is providing the EBT point-of-sale device for your market (in other words, the device that you will use for performing SNAP transactions). *Note: A “yes” or “no” response is required for the address information.*
  
6. **Market Website [Optional]:** Please provide the website URL for your market, if you have one.
  
7. **Additional Information/Comments [Optional]:** You will be asked *“If you have additional information or comments you would like to provide to FNS (such as any special circumstances that FNS should know).”* If so, you may do so in that field (775 character limit).
  
8. Click on the **Next** button at the bottom of the page, and you will be taken to the following page:



After entering the application information described above, but prior to submitting the application, you can click on **View/Print Application (PDF)** to review a PDF version of your application for accuracy and/or print a copy for your records.

If you find any errors in your application, exit out of the PDF and use the navigation menu on the left-hand side of your internet browser to move from page to page to make corrections. After making corrections, you can click through the application, and print a corrected copy of the application for your records. The printed application is for your records only, and should *not* be submitted to FNS.

1. After reviewing and/or printing the application, read the **Penalty Warning Statement** at the bottom of the page.
  - a. If you click on **Reject**, you will not be permitted to continue your application.
  - b. If you click on **Accept**, you will be allowed to continue to your application.
2. Click on **SUBMIT APPLICATION** in order to transmit the application to FNS. *Once the application is submitted, it is no longer available to view or print.* Also, once you click on **SUBMIT APPLICATION**, you will be taken to a page entitled:

### **Documents to Submit**

1. After you submit your application, you will see a page:
  - a. Confirming that your application was submitted,
  - b. Providing you with your FNS number.
    - i. Please record this number in a safe place, so you can refer back to it when needed.
  - c. Describing **additional** documents (described below) that you must submit to FNS to complete your application and
  - d. Giving options on submitting these additional documents:

**Due to the coronavirus (COVID-19) national emergency, retailers must respond to requests for information by electronically uploading all supporting documentation that is requested by FNS.**

**Thank you for your cooperation.**

**Your application will NOT be considered complete until we receive these documents, and we cannot begin our review of your application until it is complete. Those documents are:**

1. **Certification and Signature Statement [Required]**: Click on *Print Required Certification and Signature Statement*. You must print, sign, and mail us a copy of the *Statement*. An original signature is not required (i.e., copies are acceptable, provided they are legible). You should keep a copy for your records. The *Statement* must be signed by a *Responsible Official*.
  - a. **NOTE**: If the market is owned by a *Nonprofit Organization* or is *Government Owned* you must provide a letter – on appropriate letterhead – confirming that the person signing the **Certification and Signature Statement** is the *Responsible Official* for that organization/entity, and has authority to sign on its behalf.
2. **Photo Identification (ID) [Required]**: Submit a color copy of **Photo Identification (ID)** for the *Responsible Official*.
  - a. **Exception**: **Photo Identification (ID)** is not required if the market is *Government Owned*.

3. **Social Security Card [Required, as applicable]**: Submit a color copy of the **Social Security Card** for the *Responsible Official*.
  - a. **Exceptions**: A **Social Security Card** is not required if the market is owned by a government agency, nonprofit organization, or publically-owned corporation.
4. **Business License [Required Only if Available]**: If your farmers market has a business license that was issued to the current owner(s) **AND** for the market's current location, you may provide a copy. However, if your market does not have such a license, it is not necessary to obtain one.
5. **IRS 501(c)(3) Determination Letter [Required Only for Nonprofit Organizations]**: Submit a copy of the **Determination Letter** sent by the IRS when your organization's status as a 501(c)(3) entity was established. *This requirement is not yet reflected in the OSA. Nevertheless, Nonprofit Organizations MUST provide this information.*
6. **Government Ownership Letter [Required Only for Government Owned Markets]**: You must submit a letter – on appropriate letterhead – proving the government entity owns or sponsors the market. *This requirement is not yet reflected in the OSA. Nevertheless, Government Owned markets MUST provide this information.*

**Lastly, please note that the market is NOT approved to accept SNAP benefits until FNS makes a determination regarding its eligibility. In order to help determine the market's eligibility, an FNS employee or representative may visit the market. FNS will process a complete application and notify you of a decision in writing. If you have questions, call: (877) 823 – 4369.**