

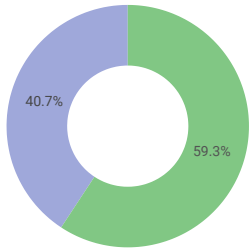
Period 1

Months
32

Nov 1, 2017 - Jun 3, 2020

Vaccinations
929,872

Enrollments 227,670
Disbursements 868,444



● On-Time Vaccinations ● Catch-Up Vaccinations

Vaccine	Catch-up	Vaccinations	Duplicates
BCG	52.81%	218,700	137
PENTA1	38.06%	194,410	247
PENTA2	40.7%	181,816	315
PENTA3	45.06%	175,366	202
MEASLES	22.49%	159,580	264
Grand total	40.69%	929,872	1165

Year Month	Vaccinations
Nov 2017	4,559
Dec 2017	14,751
Jan 2018	26,197
Feb 2018	34,242
Mar 2018	36,436
Apr 2018	34,879
May 2018	34,038
Jun 2018	26,624
Grand total	931,037

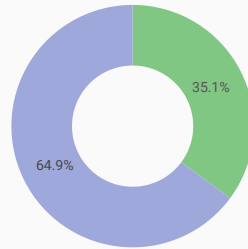
Period 2

Months
8

Nov 1, 2017 - Jun 30, 2018

Vaccinations
211,460

Enrollments 62,799
Disbursements 172,951



● On-Time Vaccinations ● Catch-Up Vaccinations

Vaccine	Catch-up	Vaccinations	Duplicates
BCG	73.43%	61,481	26
PENTA1	60.53%	47,066	42
PENTA2	63.51%	39,162	77
PENTA3	70.36%	35,499	49
MEASLES	48.58%	28,252	72
Grand total	64.88%	211,460	266

Year Month	Vaccinations
Nov 2017	4,559
Dec 2017	14,751
Jan 2018	26,197
Feb 2018	34,242
Mar 2018	36,436
Apr 2018	34,879
May 2018	34,038
Jun 2018	26,624
Grand total	211,726

Period 3

Months
8

Jul 1, 2018 - Feb 28, 2019

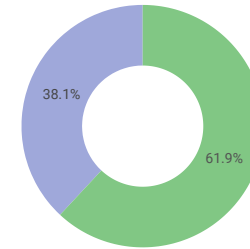
Vaccinations
224,266

Enrollments 51,388
Disbursements 205,511

↓ -18.2%

↑ 6.0%

↑ 18.8%



● On-Time Vaccinations ● Catch-Up Vaccinations

Vaccine	Catch-up	Vaccinations	% Δ	Duplicates
BCG	49.62%	51,123	-16.9% ↓	86
PENTA1	34.78%	47,262	0.4% ↑	122
PENTA2	38.44%	44,733	14.2% ↑	124
PENTA3	43.18%	44,128	24.3% ↑	45
MEASLES	19.39%	37,020	30.9% ↑	39
Grand total	38%	224,266	6.0% ↑	416

Year Month	Vaccinations
Jul 2018	32,027
Aug 2018	27,374
Sep 2018	26,705
Oct 2018	29,472
Nov 2018	26,591
Dec 2018	23,674
Jan 2019	31,567
Feb 2019	27,272
Grand total	224,682