

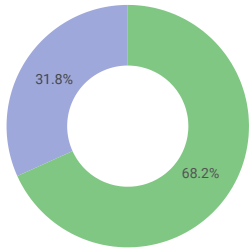
Period 1

Months
5

Jun 1, 2020 - Oct 8, 2020

Vaccinations
131,467

Enrollments 27,433
Disbursements 129,845



● On-Time Vaccinations ● Catch-Up Vaccinations

Vaccine	Catch-up	Vaccinations	Duplicates
BCG	42.32%	25,939	2
PENTA1	26.73%	25,304	12
PENTA2	33.39%	26,149	20
PENTA3	39.23%	26,856	10
MEASLES	17.33%	27,219	18
Grand total	31.74%	131,467	62

Year Month ^	Vaccinations
Jun 2020	35,282
Jul 2020	31,326
Aug 2020	29,415
Sep 2020	27,837
Oct 2020	7,669
Grand total	131,529

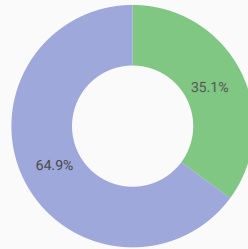
Period 2

Months
8

Nov 1, 2017 - Jun 30, 2018

Vaccinations
211,460

Enrollments 62,799
Disbursements 172,951



● On-Time Vaccinations ● Catch-Up Vaccinations

Vaccine	Catch-up	Vaccinations	Duplicates
BCG	73.43%	61,481	26
PENTA1	60.53%	47,066	42
PENTA2	63.51%	39,162	77
PENTA3	70.36%	35,499	49
MEASLES	48.58%	28,252	72
Grand total	64.88%	211,460	266

Year Month ^	Vaccinations
Nov 2017	4,559
Dec 2017	14,751
Jan 2018	26,197
Feb 2018	34,242
Mar 2018	36,436
Apr 2018	34,879
May 2018	34,038
Jun 2018	26,624
Grand total	211,726

Period 3

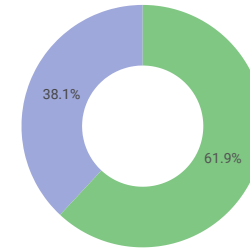
Months
8

Jul 1, 2018 - Feb 28, 2019

Vaccinations
224,266

Enrollments 51,388
Disbursements 205,511

↓ -18.2% ↑ 6.0% ↑ 18.8%



● On-Time Vaccinations ● Catch-Up Vaccinations

Vaccine	Catch-up	Vaccinations	% Δ	Duplicates
BCG	49.62%	51,123	-16.9% ↓	86
PENTA1	34.78%	47,262	0.4% ↑	122
PENTA2	38.44%	44,733	14.2% ↑	124
PENTA3	43.18%	44,128	24.3% ↑	45
MEASLES	19.39%	37,020	30.9% ↑	39
Grand total	38%	224,266	6.0% ↑	416

Year Month ^	Vaccinations
Jul 2018	32,027
Aug 2018	27,374
Sep 2018	26,705
Oct 2018	29,472
Nov 2018	26,591
Dec 2018	23,674
Jan 2019	31,567
Feb 2019	27,272
Grand total	224,682