


Future Fossil Art Pack 1

*To build a house
for all*



Throughout the Summer, there will be a series of online activities and downloadable Art Packs exploring the themes and ideas behind the new sculpture, Future Fossil.

Each activity invites families, children and young people from Oxley Park and across MK to get involved by making artworks linked to the themes of Future Fossil.

These activities will lead up to an Opening Ceremony for Future Fossil and an online community gallery.

Art Pack 1 introduces 4 of the key ideas behind the artwork: Home, Time, Ecology and Resources.

Each activity has a list of easy-to-find equipment and a recommended minimum age.

Oxley Park Digital Community Gallery Be part of the Future Fossil artwork

When you have finished an activity we would love you to share your creations with us by posting on your chosen social media channels or sending us an email. Don't forget to tag us! @futurefossil2020

 **Facebook**
[@futurefossil2020](https://www.facebook.com/futurefossil2020)

 **Soundcloud**
[futurefossil](https://www.soundcloud.com/futurefossil)

 **Instagram**
[@futurefossil2020](https://www.instagram.com/futurefossil2020)

 **YouTube**
[Future Fossil](https://www.youtube.com/FutureFossil)

 **Twitter**
[@futurefossil20](https://twitter.com/futurefossil20)

or email us
takepart@futurefossil.online

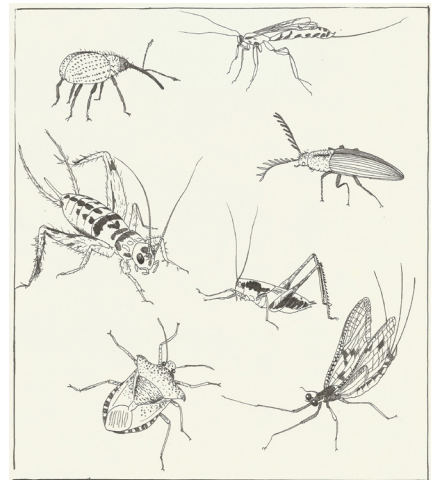
**We are looking forward to meeting you in person
and holding workshops in schools and in the
community later in the year!**

Future Fossil Art pack 1

- p4 Activity 1. Draw / Paint your family in the Future Fossil house
- p5 Activity 2. Write an acrostic poem
- p6 Activity 3. Make a square for The Great Big Picnic Blanket (Part 1)
- p7 Activity 4. Draw / Paint the world from your window
- p8 Activity 5. Draw / Paint a self-portrait of you in the wild
- p9 Activity 6. Colour Oxley Park insects
- p10 Activity 7. Grow a seed in an unusual place
- p11 Activity 8. Make an origami house
- p12 Activity 9. Record birds, insects or noises from inside your house
- p13 Activity 10. Make a salt dough Future Fossil



Grow a plant on page 10



Colour insects on page 9



Make your own salt dough fossil on page 13

Activity 1

Draw / Paint your family in the Future Fossil house

What makes a house a home? Download this sketch of the Future Fossil sculpture or draw an outline of your own house and fill it with furniture, family, plants and pets.

Download Andy's House illustration [here](#)



Andrew Merrit, Future Fossil artist



Here is an example by Eleanor Groom, 7 years old

Scan, or take a photo of your drawing and send it to be part of the Oxley Park Community Gallery.

Activity 2

Write an acrostic poem using the beginning letters from words **FUTURE FOSSIL**

Future Fossil is a sculpture sent from the future to help us think about how we live on our planet in 2020.

Help us build a poem about the new artwork. What words will you choose?

Spoken word artist Kat Anderson will be running poetry workshops over the Summer months with schools and community groups. Your ideas will help us make a big poem to welcome the new artwork to Oxley Park. The poem will be performed by the community at The Opening Ceremony of Future Fossil.

Equipment: Paper. Pencil or pen.

F or if it comes to be
U nder the weight
T rying to find a way
U nderground
R ising up
E ver

F or we are
O f this planet
S o let us walk
S oftly, together, leaving no
I mpresion
L ightly nature taking over

Send us a picture of your poem,
or a recording of you reading your poem.

Activity 3

Make a square for The Great Big Picnic Blanket (Part 1)

Working with artist Mary Hearne, we are creating a giant picnic blanket which everyone in the community can contribute to. The blanket will be made of recycled clothes or materials you find in your house and will be inspired by Future Fossil's themes.

When we can meet we will join all the squares together and have a picnic as part of The Opening Ceremony for Future Fossil.

Equipment: Scrap fabric e.g. tote bags, old clothing, tea towels cut into 22cm x 22cm squares. Felt tip pens, a selection of leaves from the garden or park. Paints (green, brown, yellow, blue & white), paint brush or needle & thread or sewing machine.

Download full instructions [here](#)
See Mary Hearne's tutorial on [YouTube](#)



Send us a picture of your square and keep them safe so we can join them together to make The Big Community Picnic Blanket.

Activity 4

Draw / Paint the world from your window

Draw or paint the world you see through your window, or the one you'd like to imagine.

We hope that Future Fossil will be a place to imagine a better future for ourselves and our planet. We would love to know how you see the world outside your window

Equipment: Paper. Pens, pencil or paint.



Grace Mendus, 15 years old

Scan, or take a photo of your drawing and send it to be part of the Oxley Park Community Gallery.

Activity 5

Draw / Paint a self-portrait of you in the wild

Future Fossil explores the idea that humans have become too disconnected from the natural world. Imagine you are a wild creature. What is your natural habitat? Do you live in the woods? In a pond? In a meadow? What other creatures share your world?

Equipment: Mirror or smartphone, paper, card (if you can, please use recycled), pencils, pens, crayons or paint.



Sarra, 22 years old

Send us a photo of your finished picture
for the Oxley Park Community Gallery

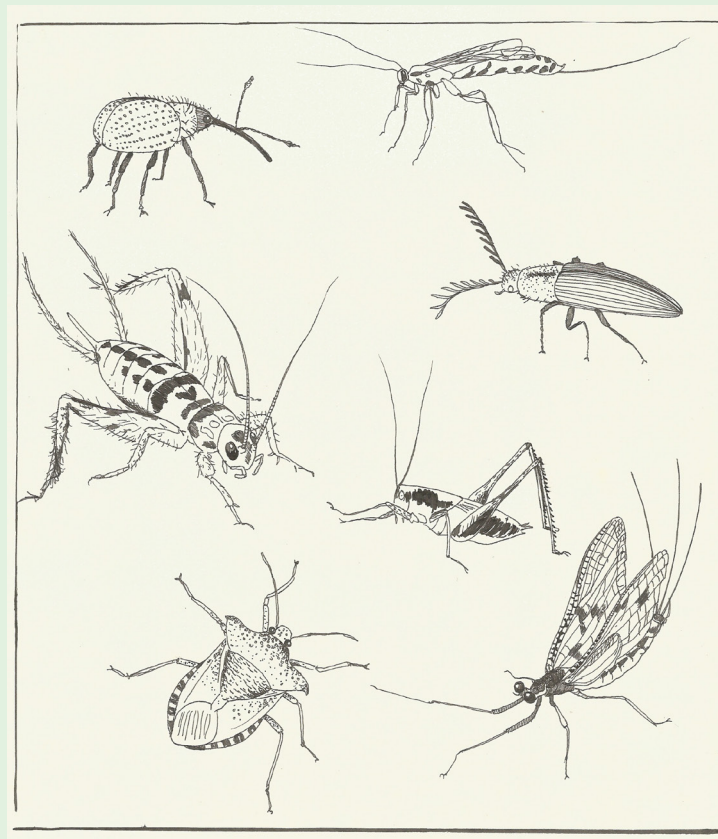
Activity 6

Colour Oxley Park insects drawn by Future Fossil artist Andy Merritt

Future Fossil will be a place for birds, bees, insects and humans. These insects are all found in Oxley Park. If you spot other insects why not send us a photo or draw a picture for our gallery.

Equipment: Pens, Pencils or Paints.

Download the insect colouring sheet [here](#)



Andy Merritt, Future Fossil artist

Send us a photo of your colouring for our gallery

Activity 7

Grow a seed in an unusual place

Future Fossil will be seeded with plants to encourage habitats for wildlife. Seeds can grow in gaps in walls and pavements. See if you can find a place like this outside to grow a seed. Make sure you water it a little to get it started.

You can record your project by making a sketch or taking a daily photo.

Equipment: Camera or sketchbook. Seeds and soil.



Send us photos of your planting project

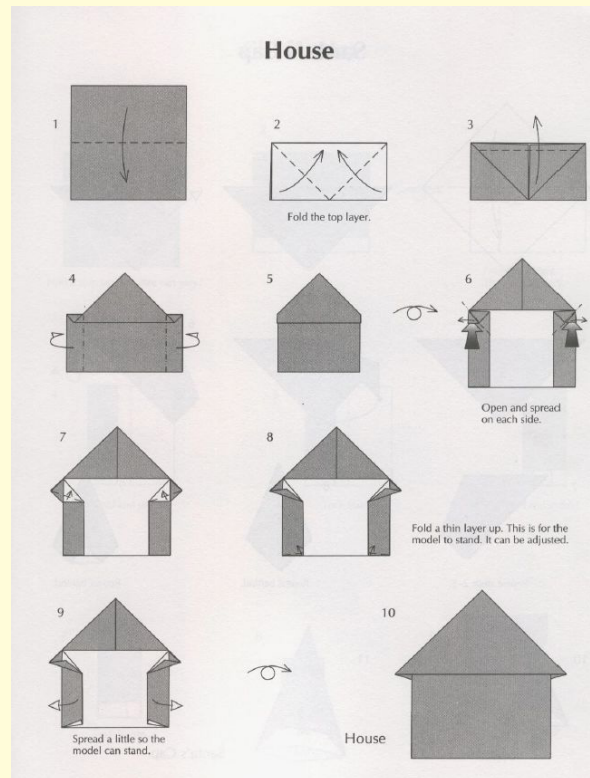


Activity 8

Make an origami house

Make an origami house using recycled paper. What will your house be made of?

Equipment: Coloured paper, newspaper or recycled wrapping paper.

Download the instructions [here](#)
You can also follow instructions on [YouTube](#)



Send us a photo of your completed origami house
for the Oxley Park Community Gallery

Activity 9

Record birds, insects or noises from inside your house

What are the noises you hear in your home? A washing machine, gurgling tap or footsteps? What are the noises you hear outside? Birds, bees, cars? Record the noises on your phone or similar recording device.

Equipment: smartphone.



Send us a short recording (approx. 30 seconds)
and a picture of where you made the recording

Activity 10

Make a salt dough Future Fossil

If you were to make a Future Fossil what objects would you choose from your house? Experiment with different shapes and textures.

Equipment: Salt dough, small household objects or toys.

Download the salt dough recipe [here](#)



Send us a photo of your fossils
for Oxley Park Community Gallery