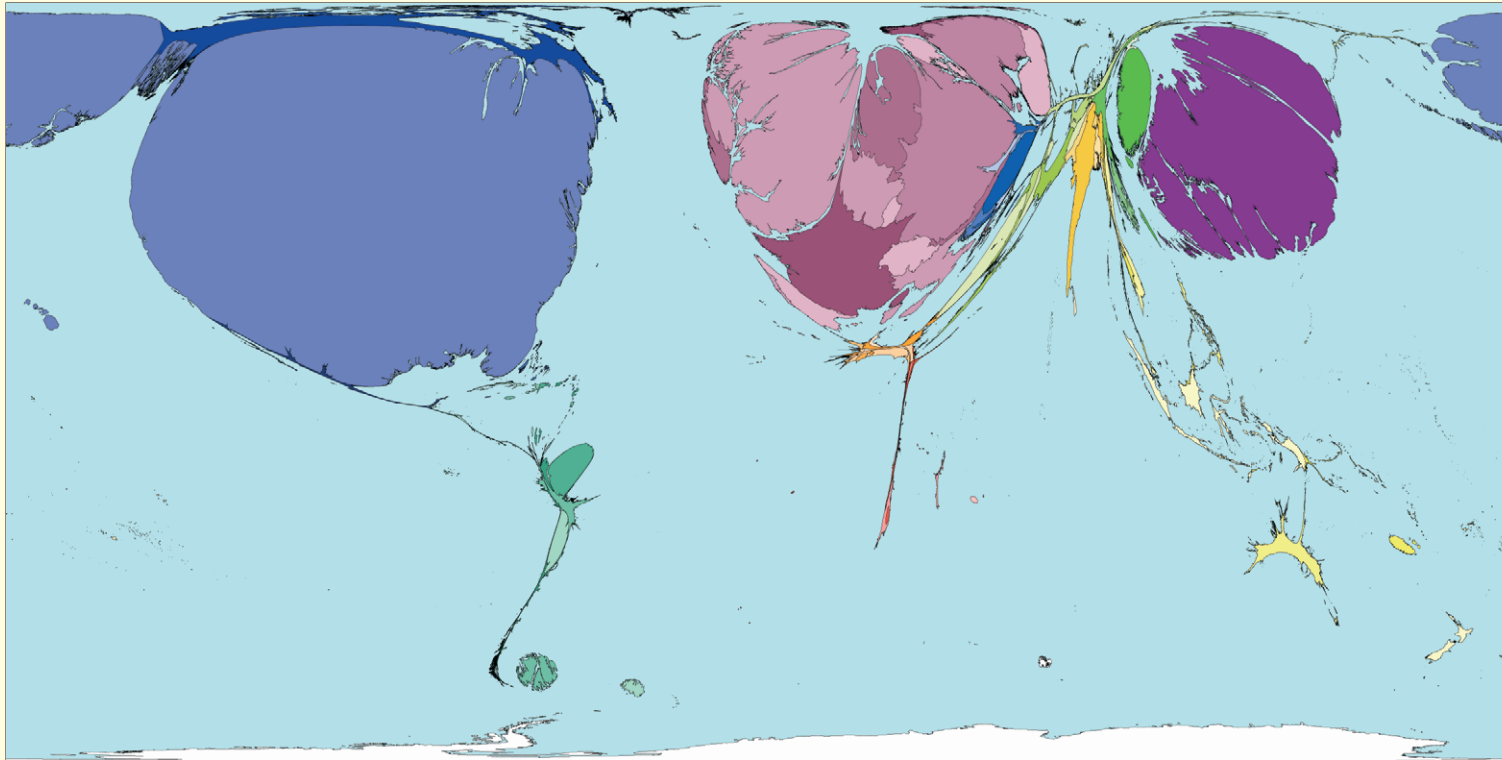


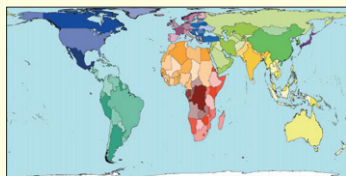
# Royalty Fees



Over half (53%) of the value of all royalty and license fees paid in 2002 were received in one territory: the United States. Large proportions of these fees were also received in Japan and the United Kingdom.

These fees are the payments made by someone who wants to use an idea, invention or artistic creation that legally belongs to someone else. To receive these fees a copyright or patent is needed, which may remain active for years after the initial invention. Thus of the US\$44 billion received as royalty and license fees in the United States in 2002, much will be revenue from work that was completed prior to that year.

Territory size shows the proportion of worldwide earnings (in purchasing power parity) from royalties and license fees that are earned there.



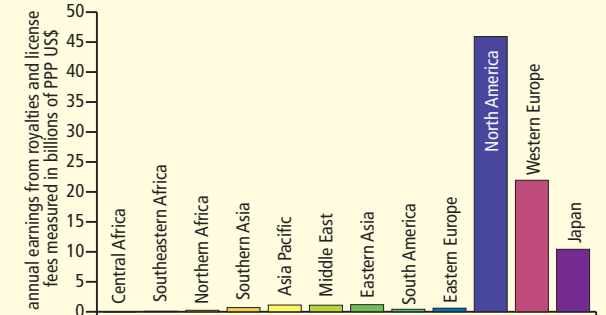
Land area

## BIG AND SMALL EARNERS FROM ROYALTIES AND LICENSE FEES

Rank	Territory	Value	Rank	Territory	Value
1	Luxembourg	275	27	Hong Kong (China)	28.40
2	Sweden	170	28	New Zealand	23.00
3	United States	152	29	Croatia	19.10
4	United Kingdom	130	30	Republic of Korea	17.40
5	Netherlands	122	31	Australia	15.50
6	Greenland	108	32	Austria	13.60
7	Bahamas	108	33	Maldives	12.40
8	Finland	108	34	Italy	9.40
9	Belgium	86	35	Spain	9.00
10	Japan	82	36	Lesotho	5.90

value of royalties and licence fees per person of the total population in US\$ in purchasing power parity\*

## RECEIPTS OF ROYALTY AND LICENSE FEES



### Technical notes

- Data are from the United Nations Development Programme's 2004 Human Development Report.
- \*In 164 territories less than US\$5 per person per year was received in royalty fees.
- Purchasing power parity was used to measure the value of receipts.
- See website for further information.

*“The fight over royalties is a time-honored one in Hollywood, with actors, directors, and writers often at odds with the studios ...”*

Bryan Chaffin, 2005