

European Laser 4.7 Youth Championship & Trophy 2015

































Gdynia, Poland, 17-24 July 2015

Results are final as of 17:34 on July 24, 2015

GIRLS Class

Sailed: 12, Discards: 2, To count: 10, Entries: 66, Scoring system: Appendix A

Rank	Class	Flag	Nat	SailNo	Name	Division	Age	ISAF ID	R1	R2	R3	R4	R5	R6	R7	R8	R9	R10	R11	R12	Score
1	GIRLS		ITA	199455	Cattarozzi Federica	U16	2000	ITAFC135	3.0	2.0	16.0	(18.0)	15.0	(22.0)	12.0	2.0	2.0	4.0	2.0	3.0	61.0
2	GIRLS		ITA	205245	Navoni Elisa	U18	1999	ITAEN7	4.0	1.0	7.0	15.0	4.0	15.0	(24.0)	4.0	10.0	7.0	(20.0)	1.0	68.0
3	GIRLS		ESP	203557	Sanchez Carlota	U16	2000	ESPCS23	11.0	(15.0)	5.0	2.0	14.0	3.0	7.0	7.0	3.0	(15.0)	5.0	11.0	68.0
4	GIRLS		RUS	202284	Kislukhina Mariia	U18	1999	RUSMK23	2.0	(67.0 BFD)	3.0	24.0	3.0	9.0	(36.0)	3.0	4.0	2.0	3.0	19.0	72.0
5	GIRLS		NED	200860	Van Goor Hannah	U18	1998	NEDHV28	(37.0)	9.0	21.0	5.0	(48.0)	7.0	2.0	10.0	7.0	8.0	8.0	2.0	79.0
6	GIRLS		RUS	207104	Lomatchenko Valeriya	U16	2000	RUSVL13	13.0	5.0	(32.0)	3.0	7.0	4.0	5.0	9.0	6.0	5.0	(67.0 DNF)	28.0	85.0
7	GIRLS		ESP	203899	Lissorgues Egea Paula	U18	1999	ESPPL17	17.0	4.0	6.0	1.0	1.0	12.0	6.0	24.0	(29.0)	18.0	1.0	(25.0)	90.0
8	GIRLS		RUS	202275	Saburova Anastasiya	U16	2000	RUSAS76	6.0	3.0	2.0	(37.0)	(58.0)	16.0	20.0	6.0	18.0	29.0	4.0	7.0	111.0
9	GIRLS		UKR	207578	Gumenko Kateryna	U18	1998	UKRKG1	31.0	6.0	1.0	6.0	40.0	(43.0)	8.0	1.0	1.0	1.0	27.0	(67.0 BFD)	122.0
10	GIRLS		GRE	197382	Athanasopoulou Chrysi	U18	1998	GRECA4	1.0	13.0	24.0	17.0	6.0	2.0	3.0	(27.0)	(37.0)	26.0	14.0	16.0	122.0
11	GIRLS		SLO	198483	Pletikos Lin	U18	1999	SLOLP2	5.0	11.0	9.0	9.0	26.0	14.0	(41.0)	19.0	8.0	3.0	22.0	(67.0 BFD)	126.0
12	GIRLS		BLR	186390	Sanko Ekaterina	U18	1999	BLRES1	(32.0)	7.0	22.0	16.0	(61.0)	24.0	1.0	5.0	16.0	16.0	16.0	20.0	143.0
13	GIRLS		ESP	208197	Jose Marichal Villalba Maria	U18	1999	ESPMW51	29.0	21.0	4.0	13.0	5.0	18.0	31.0	8.0	(38.0)	(35.0)	18.0	5.0	152.0
14	GIRLS		BEL	207497	Bultynck Kirsten	U18	1999	BELKB3	48.0	16.0	11.0	4.0	(50.0)	21.0	9.0	11.0	5.0	14.0	19.0	(67.0 BFD)	158.0
15	GIRLS		ISR	199506	Rozenblat Raz	U18	1999	ISRRR6	33.0	23.0	10.0	14.0	21.0	(40.0)	10.0	16.0	17.0	10.0	9.0	(67.0 BFD)	163.0
16	GIRLS		CRO	192594	Vlahinic Iva	U18	1998	CROIV2	7.0	25.0	15.0	(31.0)	(35.0)	25.0	19.0	21.0	30.0	11.0	6.0	6.0	165.0
17	GIRLS		RUS	207381	Bereza Ekaterina	U18	1999	RUSKB5	15.0	(67.0 BFD)	40.0	10.0	32.0	1.0	(42.0)	18.0	11.0	6.0	33.0	17.0	183.0
18	GIRLS		HKG	197832	Williams Marian	U18	1999	GBRMW108	9.0	18.0	28.0	19.0	(31.0)	17.0	28.0	17.0	14.0	19.0	28.0	(67.0 BFD)	197.0
19	GIRLS		ITA	203354	Barabino Anna	U18	1999	ITAAB191	12.0	8.0	(46.0)	(47.0)	36.0	6.0	21.0	25.0	36.0	12.0	24.0	26.0	206.0
20	GIRLS		SUI	207608	Keller Lucie	U18	1998	SUIJK5	26.0	19.0	17.0	26.0	29.0	10.0	(50.0)	12.0	34.0	(41.0)	11.0	24.0	208.0
21	GIRLS		BEL	205743	Geurts Anouk	U16	2000	BELAG7	20.0	22.0	19.0	20.0	25.0	32.0	26.0	22.0	12.0	28.0	(39.0)	(67.0 BFD)	226.0
22	GIRLS		ITA	198598	Maria Arseni Roberta	U16	2000	ITARA25	(34.0)	12.0	30.0	29.0	(34.0)	23.0	17.0	15.0	27.0	32.0	12.0	33.0	230.0
23	GIRLS		POL	197719	Gołebowska Wiktoria	U16	2000	POLWG7	42.0	20.0	20.0	8.0	2.0	(52.0)	16.0	41.0	24.0	38.0	21.0	(67.0 BFD)	232.0
24	GIRLS		POL	204205	Weiss Marta	U18	1999	POLMW34	35.0	29.0	23.0	(58.0)	12.0	(62.0)	40.0	29.0	9.0	47.0	10.0	12.0	246.0
25	GIRLS		GRE	181011	Mamali Danai	U18	1998	GREDM8	14.0	(67.0 DSQ)	26.0	22.0	(67.0 RET)	8.0	4.0	34.0	48.0	37.0	42.0	15.0	250.0
26	GIRLS		POL	195304	Lehmann Wiktoria	U16	2001	POLWL2	30.0	10.0	18.0	25.0	(41.0)	36.0	35.0	(45.0)	28.0	34.0	15.0	22.0	253.0
27	GIRLS		FRA	191376	Bretagne Clementine	U16	2000	FRACB65	23.0	31.0	27.0	28.0	11.0	19.0	27.0	28.0	(44.0)	(40.0)	31.0	31.0	256.0
28	GIRLS		CYP	199908	Konstantinou Georgia	U18	1998	CYPGK1	19.0	28.0	53.0	33.0	30.0	30.0	14.0	14.0	(57.0)	(67.0 DNF)	17.0	27.0	265.0
29	GIRLS		HUN	204922	Roka Bianka	U18	1998	HUNBR2	45.0	14.0	8.0	(55.0)	45.0	34.0	18.0	13.0	19.0	27.0	45.0	(67.0 BFD)	268.0
30	GIRLS		ITA	203111	Bagni Camilla	U18	1998	ITACB72	8.0	35.0	(50.0)	45.0	(46.0)	5.0	45.0	36.0	46.0	31.0	7.0	14.0	272.0
31	GIRLS		ITA	201467	Cestari Carlotta	U18	1998	ITACC104	10.0	(43.0)	(59.0)	36.0	23.0	38.0	39.0	39.0	32.0	36.0	13.0	8.0	274.0
32	GIRLS		POL	180701	Harc Katarzyna	U16	2000	POLKH2	(50.0)	44.0	12.0	27.0	20.0	27.0	37.0	44.0	13.0	9.0	47.0	(67.0 BFD)	280.0

33	GIRLS		ITA	198275	Nicolini Lucia	U16	2000	ITALN18	18.0	37.0	(60.0)	53.0	(55.0)	13.0	13.0	32.0	52.0	39.0	23.0	4.0	284.0
34	GIRLS		ITA	205243	Oddone Giulia	U18	1999	ITAGO12	22.0	24.0	(67.0 DSQ)	12.0	19.0	41.0	55.0	38.0	21.0	21.0	(67.0 BFD)	39.0	292.0
35	GIRLS		ISR	168365	Baruch Juli	U16	2000	ISRJB2	24.0	34.0	14.0	(67.0 DSQ)	18.0	55.0	34.0	30.0	43.0	17.0	(67.0 DNC)	30.0	299.0
36	GIRLS		POL	197728	Placzke Magda	U16	2001	POLMP46	28.0	(52.0)	49.0	43.0	22.0	20.0	25.0	47.0	(51.0)	22.0	34.0	18.0	308.0
37	GIRLS		POL	193787	Puzyna Aleksandra	U18	1999	POLAP22	16.0	27.0	55.0	52.0	13.0	29.0	15.0	58.0	(61.0)	(65.0)	41.0	9.0	315.0
38	GIRLS		GBR	208325	Cumpsty Freya	U16	2002	GBRFC11	(61.0)	40.0	35.0	11.0	47.0	33.0	38.0	(55.0)	25.0	13.0	30.0	44.0	316.0
39	GIRLS		POL	198206	Klopotowska Monika	U18	1999	POLMK42	(53.0)	30.0	43.0	39.0	8.0	44.0	11.0	43.0	42.0	20.0	(52.0)	43.0	323.0
40	GIRLS		ITA	204305	Picarazzi Matilde	U16	2000	ITAMP120	21.0	45.0	41.0	42.0	28.0	35.0	29.0	46.0	(53.0)	(56.0)	25.0	13.0	325.0
41	GIRLS		SUI	207318	Bouwman Yvette	U16	2000	SUIYB6	41.0	17.0	36.0	30.0	39.0	37.0	(52.0)	26.0	41.0	(48.0)	37.0	21.0	325.0
42	GIRLS		POL	208738	Michalska Anna	U18	1999	POLAM12	36.0	(54.0)	29.0	21.0	42.0	26.0	32.0	37.0	33.0	50.0	(67.0 DNC)	32.0	338.0
43	GIRLS		POL	184592	Bazyko Natalia	U16	2000	POLNB1	40.0	38.0	42.0	34.0	(53.0)	42.0	30.0	20.0	15.0	43.0	38.0	(67.0 BFD)	342.0
44	GIRLS		RUS	208241	Borovkova Elizaveta	U16	2002	RUSEB12	46.0	(67.0 BFD)	39.0	23.0	(62.0)	11.0	23.0	33.0	58.0	30.0	36.0	46.0	345.0
45	GIRLS		GBR	209140	Tanguy Eloise	U16	2000	GBRET15	38.0	(53.0)	52.0	(56.0)	9.0	46.0	22.0	23.0	31.0	49.0	29.0	47.0	346.0
46	GIRLS		POL	191839	Mikulec Karolina	U18	1999	POLKM20	25.0	26.0	33.0	38.0	27.0	50.0	33.0	48.0	(56.0)	(54.0)	43.0	35.0	358.0
47	GIRLS		POL	204763	Okorska Julia	U18	1998	POLJO9	55.0	47.0	48.0	7.0	52.0	(60.0)	43.0	42.0	23.0	23.0	50.0	(67.0 BFD)	390.0
48	GIRLS		SUI	204298	Björk-Anastassov Olivia	U16	2000	SUIOA1	(59.0 SCP)	33.0	38.0	48.0	10.0	57.0	51.0	59.0	50.0	24.0	35.0	(67.0 DNC)	405.0
49	GIRLS		HUN	193493	Korchmaros Sara	U18	1999	HUNSK4	27.0	48.0	25.0	44.0	57.0	49.0	(63.0)	(67.0 DSQ)	47.0	44.0	26.0	38.0	405.0
50	GIRLS		HUN	182614	Kalmar Kata	U18	1999	HUNKK9	(56.0)	46.0	13.0	40.0	(60.0)	28.0	44.0	50.0	39.0	51.0	55.0	42.0	408.0
51	GIRLS		POL	160387	Błaszak Karolina	U16	2000	POLKB4	(64.0)	59.0	47.0	57.0	16.0	(65.0)	47.0	31.0	40.0	46.0	44.0	23.0	410.0
52	GIRLS		GBR	205768	Hughes Deborah	U16	2000	GBRDH97	44.0	49.0	37.0	54.0	17.0	47.0	49.0	(56.0)	35.0	(57.0)	40.0	40.0	412.0
53	GIRLS		NOR	207546	Bjorve Thuen Martine	U16	2000	NORMT10	43.0	39.0	(57.0)	46.0	24.0	39.0	46.0	35.0	54.0	42.0	54.0	(67.0 DNC)	422.0
54	GIRLS		UKR	200735	Naumenko Sofiiia	U18	1998	UKRSN5	52.0	41.0	(61.0)	41.0	54.0	58.0	(59.0)	52.0	22.0	25.0	46.0	41.0	432.0
55	GIRLS		GBR	206917	King Georgia	U16	2000	GBRGK16	(59.0)	50.0	56.0	51.0	33.0	56.0	56.0	(57.0)	26.0	45.0	32.0	34.0	439.0
56	GIRLS		CZE	167986	Kalisova Lenka	U18	1999	CZELK2	47.0	32.0	31.0	59.0	43.0	31.0	(62.0)	(62.0)	60.0	62.0	49.0	37.0	451.0
57	GIRLS		GBR	207377	Collenette Chloe	U18	1999	GBRCC91	58.0	36.0	34.0	35.0	38.0	48.0	(66.0)	54.0	49.0	55.0	53.0	(67.0 BFD)	460.0
58	GIRLS		POL	197949	Sieczkowska Julia	U18	1999	POLJS28	49.0	42.0	44.0	61.0	56.0	45.0	58.0	40.0	(67.0 DNF)	(63.0)	51.0	36.0	482.0
59	GIRLS		POL	189351	Jablonska Natalia	U16	2001	POLNJ1	(63.0)	55.0	51.0	49.0	51.0	(63.0)	54.0	61.0	45.0	52.0	57.0	29.0	504.0
60	GIRLS		LAT	204722	Cace Veronika	U18	1999	LATVC1	51.0	51.0	(67.0 UFD)	62.0	49.0	54.0	57.0	(64.0)	63.0	58.0	56.0	10.0	511.0
61	GIRLS		LAT	207538	Kumpina Estere	U16	2001	LATEK2	62.0	58.0	(67.0 UFD)	32.0	64.0	61.0	53.0	51.0	20.0	53.0	62.0	(67.0 BFD)	516.0
62	GIRLS		CZE	204764	Rozlívková Johana	U18	1998	CZEJR3	60.0	61.0	45.0	50.0	(65.0)	59.0	61.0	53.0	64.0	33.0	48.0	(67.0 BFD)	534.0
63	GIRLS		POL	166705	Nowara Agata	U18	1999	POLAN6	57.0	57.0	54.0	(67.0 DNF)	37.0	53.0	(64.0)	63.0	55.0	59.0	58.0	45.0	538.0
64	GIRLS		POL	195307	Puniak Zuzanna	U16	2000	POLZP3	54.0	(60.0)	58.0	(60.0)	59.0	51.0	48.0	60.0	59.0	60.0	60.0	49.0	558.0
65	GIRLS		POL	180729	Gawlińska Kinga	U16	2001	POLKG10	(66.0)	62.0	63.0	(67.0 RET)	63.0	64.0	60.0	49.0	62.0	64.0	61.0	48.0	596.0
66	GIRLS		CZE	192980	Kostalova Bara	U16	2000	CZEBK1	65.0	56.0	62.0	63.0	44.0	(66.0)	65.0	65.0	65.0	61.0	59.0	(67.0 BFD)	605.0