

Mountain-Plains: Price Movements of Top Exports and Other Highlights



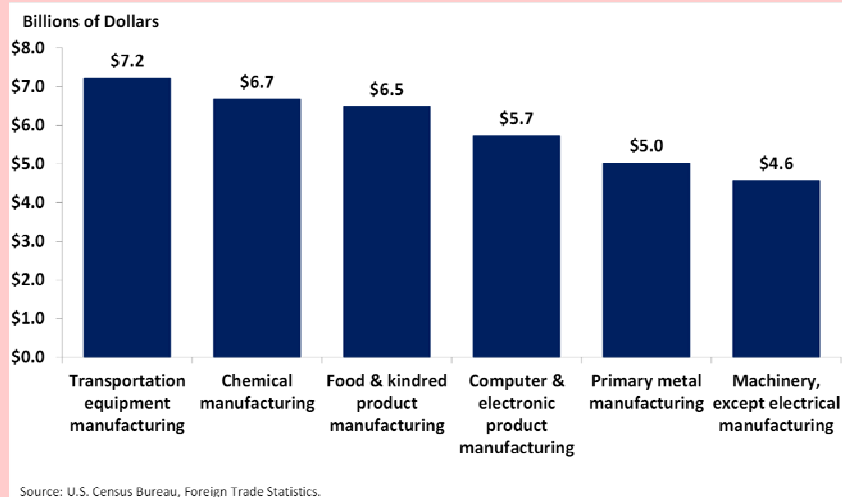
August 2015

www.bls.gov/mxp

Total exports for the Mountain-Plains region, which consists of Colorado, Kansas, Missouri, Montana, Utah, and Wyoming, were approximately \$50 billion in 2014, a decline of 5.7 percent from 2013. The export price index for transportation equipment manufacturing—the top export industry by trade value—increased 0.2 percent for the 3 months ended in July 2015. In contrast, export prices for chemical manufacturing, food manufacturing and computer and electronic product manufacturing, the 3 next most important trade industries, decreased between April and July.

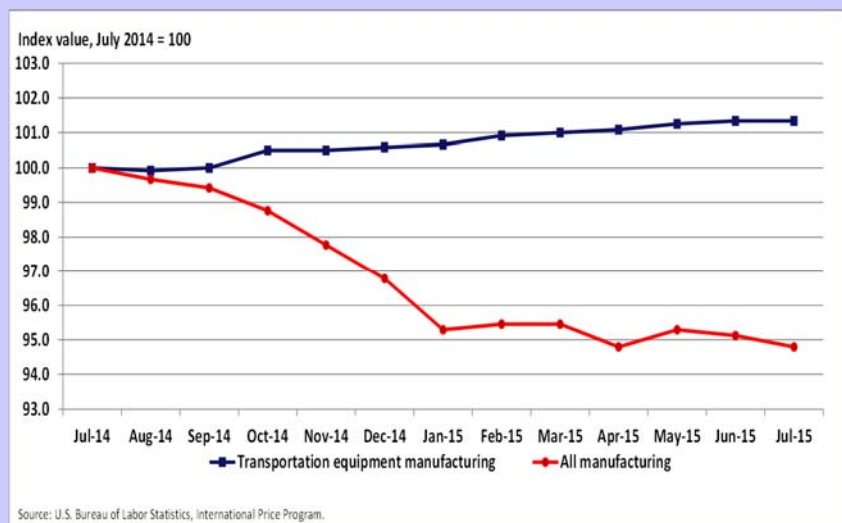


Top Six Mountain-Plains Region Exports by Trade Dollar Value, 2014



- Transportation equipment manufacturing was the Mountain-Plains region's largest export in 2014 (\$7.2 billion), accounting for 14.4 percent of the export trade dollar value for the region.
- Chemical manufacturing was the second biggest export for the region in 2014, with almost \$6.7 billion in trade value.
- The top six export industries for the Mountain-Plains region accounted for over 71 percent (\$35.7 billion) of the region's total export dollars.

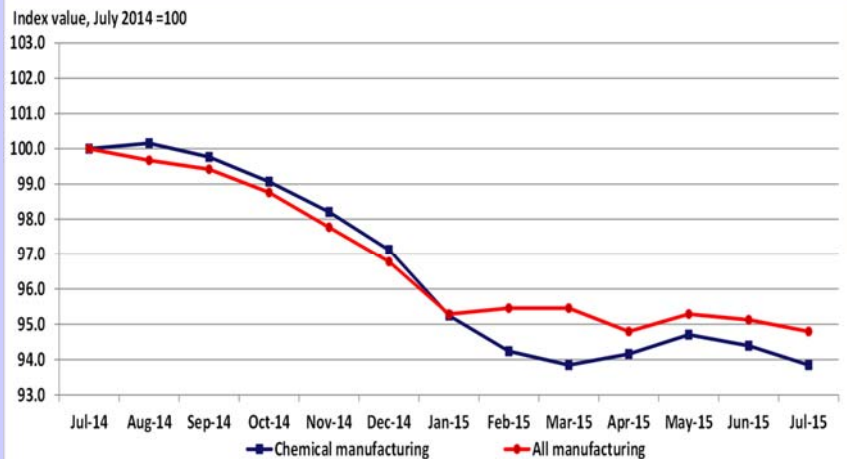
U.S. Export Price Indexes: Transportation Equipment Manufacturing



- Missouri was the region's top exporting state for transportation equipment manufacturing in 2014, with 46 percent of the export trade dollar value, followed by Kansas with 34 percent.
- Export prices for transportation equipment manufacturing rose 0.2 percent from April to July in contrast to all export manufacturing which recorded no change.
- Transportation equipment manufacturing prices advanced 1.3 percent over the July 2014-15 period led by higher aerospace product and parts manufacturing prices.

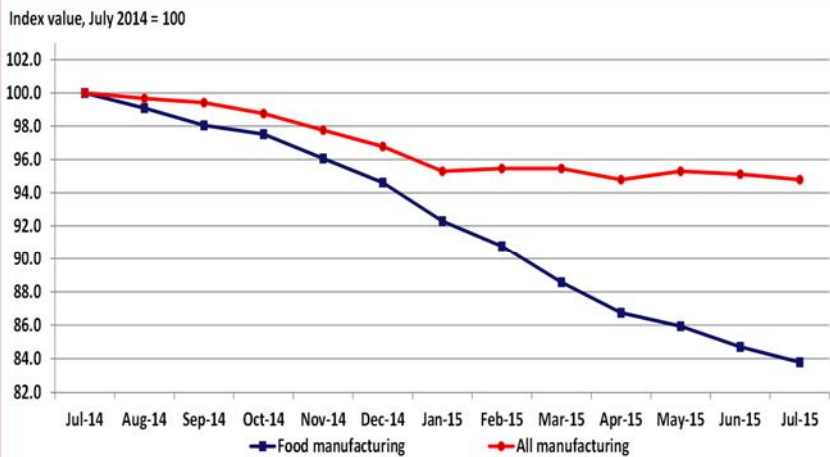
U.S. Export Price Indexes: Chemical Manufacturing

- Missouri was the region’s top exporter for chemical manufacturing in 2014, which was also the top export industry for Wyoming and Montana.
- Export chemical prices decreased 0.3 percent for the 3 months ended in July, and 6.2 percent over the past year.
- Oil prices, a feed stock for many chemical products, fell between June 2014 and January 2015 which led the 12-month drop in chemical prices.



Source: U.S. Bureau of Labor Statistics, International Price Program.

U.S. Export Price Indexes: Food Manufacturing

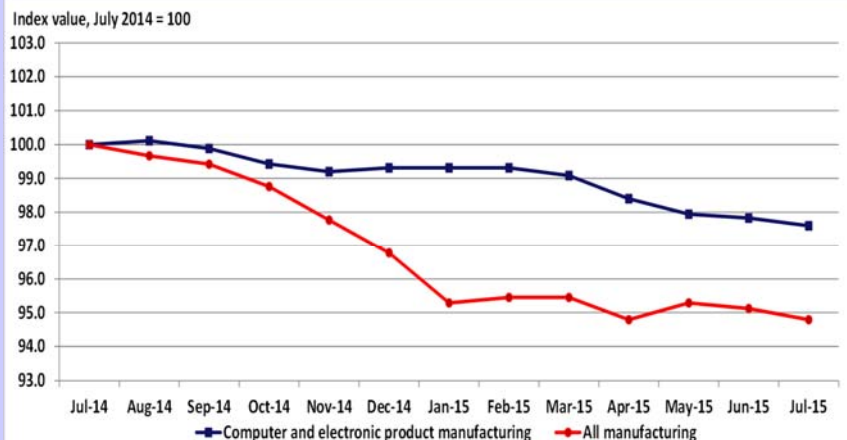


Source: U.S. Bureau of Labor Statistics, International Price Program.

- Kansas was the region’s top exporter for food manufacturing, accounting for 35 percent of the Mountain-Plains export dollar value for this industry.
- The export price index for food manufacturing fell 3.4 percent between April and July, following a 4.4-percent decline for the previous 3-month period. Both decreases were driven by lower meat prices.
- Export food prices also decreased for the 12 months ended in July, declining 16.2 percent.

U.S. Export Price Indexes: Computer & Electronic Product Manufacturing

- Computer & electronic products were the top export industry in Colorado in 2014, and the state ranked second behind Utah in the Mountain-Plains region.
- Export prices for computer & electronic product manufacturing declined 0.8 percent for the 3 months ended in July and 2.4 percent between July 2014 and July 2015.
- Reduced demand for computer hard drives have driven the recent declines.



Source: U.S. Bureau of Labor Statistics, International Price Program.