

New England: Price Movements of Top Exports and Other Highlights



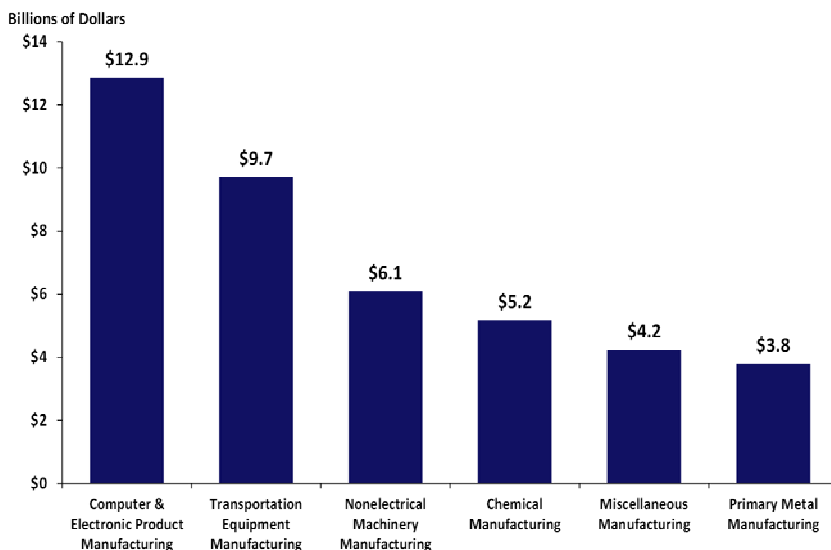
June 2015

www.bls.gov/mxp

Exports for New England surpassed \$56.4 billion in 2014. Prices for New England's top export industry, computer and electronic products, dropped 1.3 percent between February and May, while the price indexes for transportation equipment and nonelectrical machinery manufacturing each rose 0.3 percent.



Top Six New England Exports by Trade Dollar Value, 2014

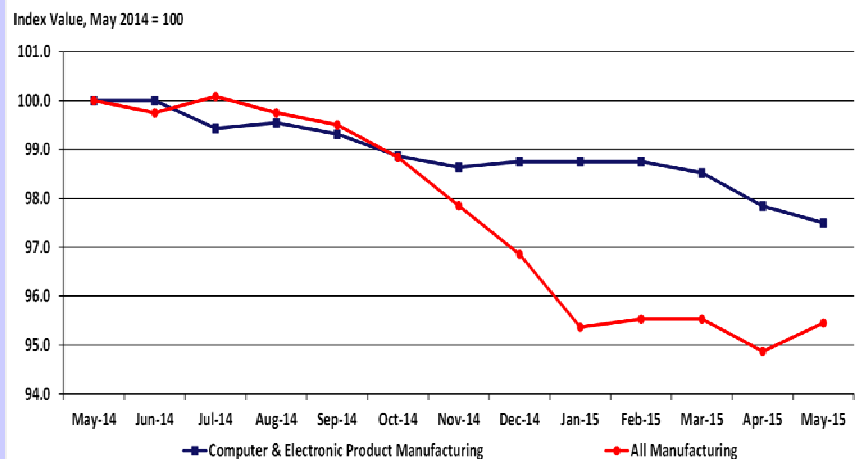


Source: U.S. Census Bureau, Foreign Trade Statistics.

- New England accounted for 6.2 percent of total U.S. exports of computer and electronics products; Massachusetts alone accounted for 3.9 percent.
- The six New England states accounted for 3.6 percent of the U.S. total exports of transportation equipment.
- In 2014, New England's nonelectrical machinery exports accounted for 4.0 percent of the nation's total.
- New England's top six export industries in 2014 accounted for slightly more than 74 percent of the region's total export dollars.

U.S. Export Price Indexes: Computer & Electronic Manufacturing

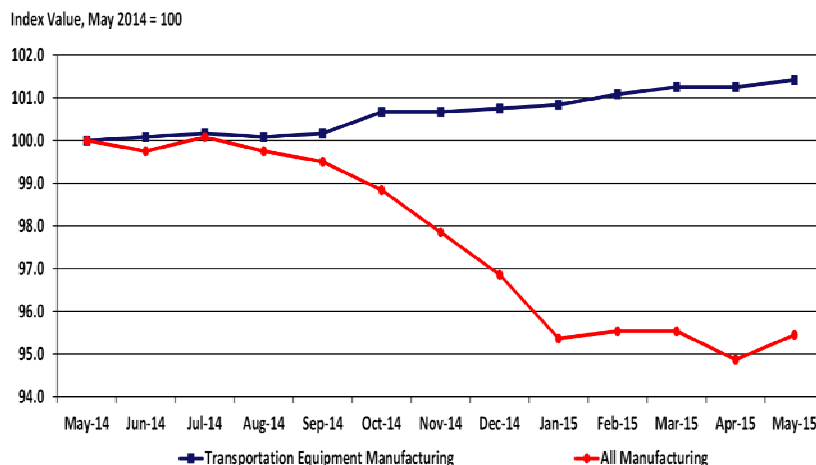
- Export prices for computer and electronic product manufacturing declined 1.3 percent for the 3-month period ended in May, while prices for overall manufacturing edged down 0.1 percent.
- Export computer and electronic product manufacturing prices fell 2.5 percent for the year ended in May.
- The decrease in prices over the past 3 months was the result of a decline in demand heading into the summer months.



Source: U.S. Bureau of Labor Statistics, International Price Program.

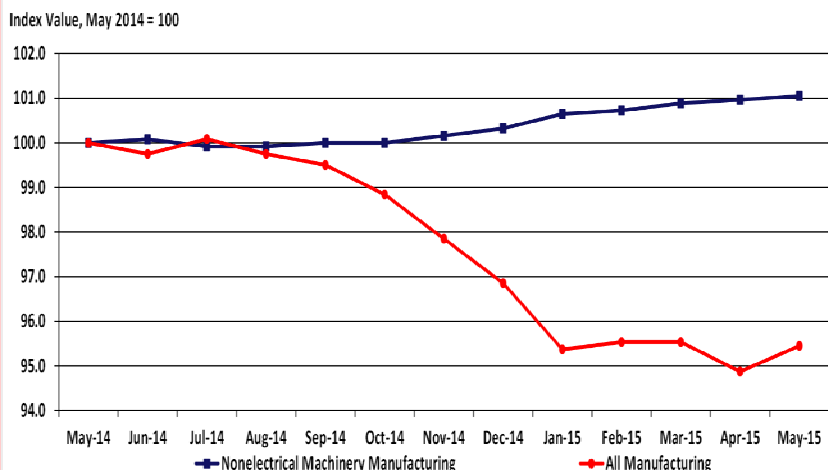
U.S. Export Price Indexes: Transportation Equipment Manufacturing

- The price index for transportation equipment manufacturing increased 0.3 percent between February and May.
- Prices for transportation equipment advanced 1.4 percent over the 12-month period ended in May.
- Higher prices for aircraft engines and parts was the primary contributor to the annual increase as demand has improved.



Source: U.S. Bureau of Labor Statistics, International Price Program.

U.S. Export Price Indexes: Nonelectrical Machinery Manufacturing

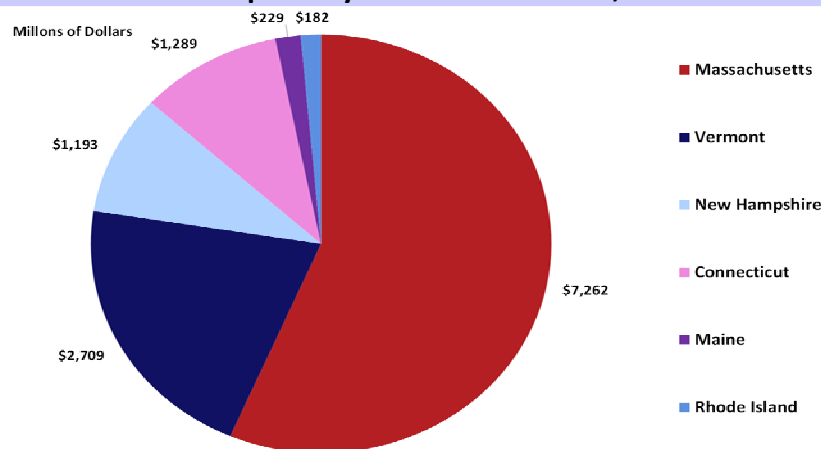


Source: U.S. Bureau of Labor Statistics, International Price Program.

- Export prices for nonelectrical machinery manufacturing rose 0.3 percent for the 3-month period ended in May.
- The price index advanced 1.0 percent over the past 12 months.
- Steadily growing demand for engine and turbine machinery resulted in the gradual increase in the price index for export nonelectrical machinery manufacturing.

New England Computer & Electronic Products Exports by Trade-Dollar Value, 2014

- Exports of computer and electronic products from Massachusetts accounted for 56.5 percent of all New England exports of this industry.
- New England ranked 4th nationally in exports of computer and electronic products, behind Texas, California, and Florida.
- With \$12.9 billion in exports of computer and electronic products, New England accounted for 6.2 percent of total U.S. exports.



Total New England Computer & Electronic Products Exports by Trade Value, 2014 (millions): \$12,864

Source: U.S. Census Bureau, Foreign Trade Statistics