

Louisiana & Texas: Price Movements of Top Energy Exports and Other Highlights



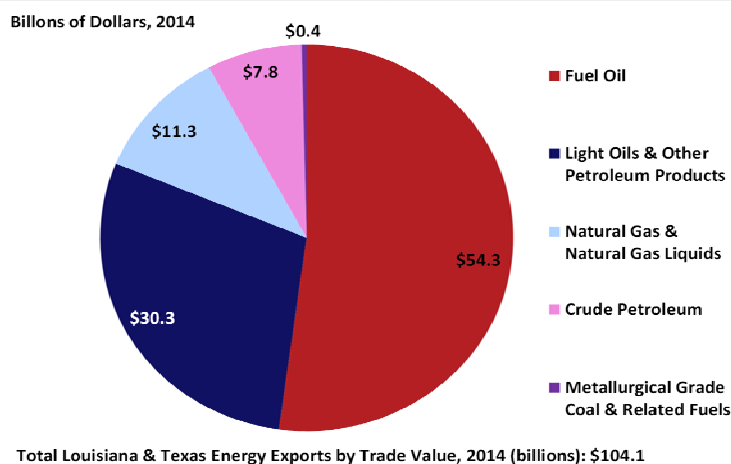
August 2015

www.bls.gov/mxp

Fuel and energy exports for Texas and Louisiana accounted for over \$104 billion in 2014. The export price indexes for the top 2 of the energy exports by trade value each advanced between April and July. Prices for fuel oil, the top energy export, rose 8.9 percent for the 3 months ended in July. Export prices for light oils and other petroleum products, the second largest export industry for both states, increased 7.4 percent over the same period while metallurgical grade coal export prices declined 2.7 percent.



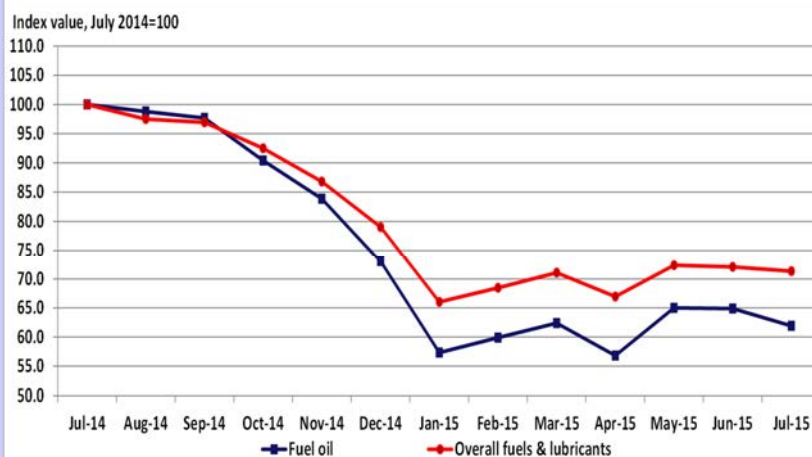
Louisiana & Texas Energy Exports by Trade Dollar Value, 2014



- Texas and Louisiana accounted for over 66 percent of U.S. energy exports in 2014, with a combined value of over \$104 billion.
- With a combined value of over \$54 billion, fuel oil was the largest energy export in 2014 for both Texas and Louisiana, and the two states ranked first and second in the United States.
- Light oils and other petroleum products, the second biggest energy export for both states, recorded a combined trade value of over \$30 billion.

U.S. Export Price Indexes: Fuel Oil

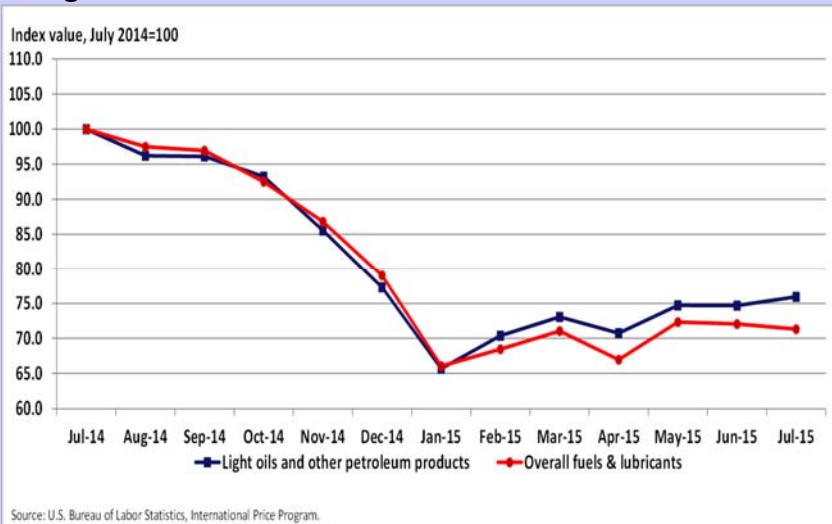
- Export prices for fuel oil increased 8.9 percent between April and July while overall fuels and lubricants prices rose 6.5 percent during the same period.
- Over the past year, export fuel oil prices decreased 38.1 percent with much of the decline happening between July 2014 and January 2015.
- Growing petroleum product stockpiles combined with weak global demand drove prices lower between July 2014 and January 2015.



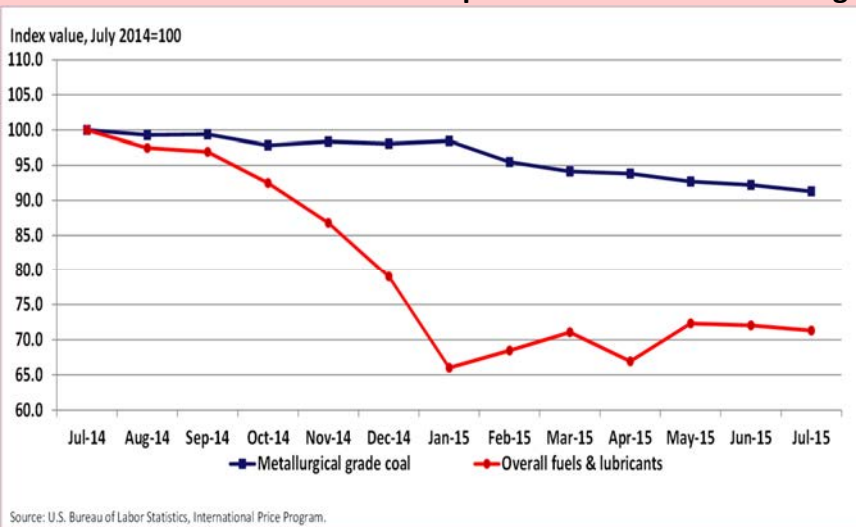
Source: U.S. Bureau of Labor Statistics, International Price Program.

U.S. Export Price Indexes: Light Oils and Other Petroleum Products

- The price index for export light oils and other petroleum products increased 7.4 percent for the 3 months ended in July, led by monthly advances in May and July.
- Prices for light oils and other petroleum products exports dropped 24.0 percent over the past year.
- The annual decline in prices for light oils and other petroleum products was largely attributable to the decrease between August 2014 and January 2015.



U.S. Export Price Indexes: Metallurgical Grade Coal



- Export prices for metallurgical grade coal decreased 2.7 percent between April and July.
- The price index for metallurgical grade coal exports fell 8.7 percent over the past year, mostly due to the decrease between January and July 2015.
- Increased global supply from Indonesia, Australia, and Colombia contributed to lower prices for export metallurgical grade coal over the past year.

Top Six States Exporting Energy by Trade Dollar Value, 2014

- Louisiana and Texas accounted for a combined 66.2 percent of U.S. energy exports in 2014, with Texas exports representing 49.5 percent and Louisiana accounting for 16.7 percent of total U.S. energy exports.
- The third largest exporting state, California, accounted for 5.2 percent of total U.S. energy exports, followed by Illinois with a 4.4-percent share.
- Texas and Louisiana are the nation’s leading exporters of fuel oil, with values of approximately \$34 billion and \$20 billion, respectively.

