

# THE GREEN BLUE ACTIVITY PACK



**A joint BMF and RYA initiative**



**Kate Fortnam – Environmental Outreach Officer**

**[Kate.Fortnam@thegreenblue.org.uk](mailto:Kate.Fortnam@thegreenblue.org.uk)**

# What is The Green Blue ?

To support the sustainable use of coastal and inland waters by the UK leisure marine sector for today and for future generations.



**A joint RYA & BMF initiative launched  
September 2005**

We focus on:

- Awareness and education
- Research
- Practical Projects showing best practice

We work with:

- Boaters
- Clubs and Training Centres
- Businesses
- Inland and Coastal



## Educate Not Legislate

We want to know your thoughts on whether the proposed activity pack will be useful and to whom.

First Lets find out what it's all about.....




# Outline

- What's the point?
- What will the Activity Pack look like?
- Who, When, Where and How?
- What's in the pack?
- Lets get interactive!
- What are your thoughts?





# WHAT'S THE POINT?



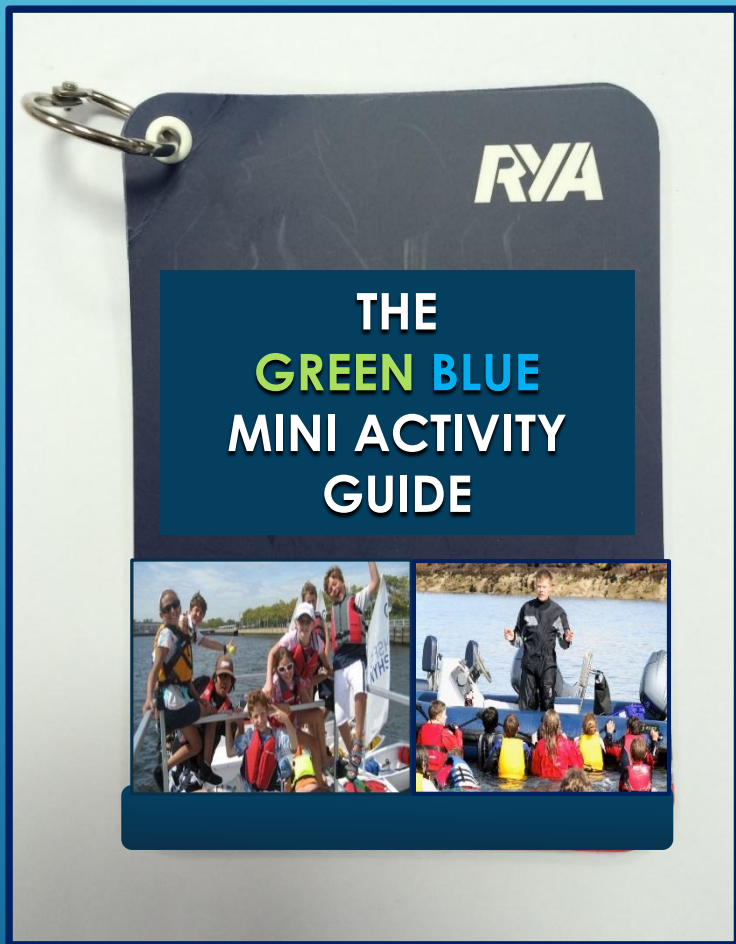
Would you want to sail  
in unclean, unsafe and  
visually degraded  
waters?



The **RYA** aims to....  
Maintain and promote **safe**,  
**responsible** recreational boating

# What are the Proposed options?

Instructors Mini Activity Guide



Activity Centres and RYA Training Centres



With Online Accessibility



## Who?

- Instructors and volunteers to deliver
- Sea Cadets , Scouts etc
- Trainees on RYA courses – children + adults
- School groups

## When?

- No Wind
- Foul Weather
- 10mins to Spare
- Informing best practice on training courses
- Evening Entertainment
- Push the Boat Out
- Sailing Club Events

## Where?

Indoors, on the water,  
on the beach at...

- Sailing Clubs
- Training Centres
- Outdoor Activity Centres



# How?

- **Contact The Green Blue (TGB) and request an activity guide or pack + the resources you require.**
- **OR Download activity instructions and paper resources from online – The Green Blue website.**
- **Ask TGB to visit your centre to train instructors or volunteers so they feel confident to deliver activities.**
- **Ask TGB for help in preparing for an activity session or sessions for an event.**



Design your own  
Eco-Bunting



Build a Rubbish Tower  
Race


Scrapheap Challenge




Wildlife Escape



Kick  
Sampling  
in Lakes  
+ Rivers



Design a Sustainable  
Boat



Oil Spill Kit  
Demo



Water Quality Testing

## ► Example Activities on land

### **Oil Spill Kit Demo - Land based**

Participants shown how to use equipment in an oil spill kit to clean up a spill.

### **Scrap Heap Challenge – Land Based**

Participants learn about what litter boating can cause and other users. They then have to build a capsule out of litter to protect an egg from cracking when dropped from a great height.

**The Plunge** – Participants use litter to build the longest jetty from the side of table to support a rubber duck at the end for 10 seconds. Litter is won through doing an environmental boating quiz.

### **Design a sustainable boat** – Land Based

Participants design their own boat, but it has to have features that help it to be more environmentally friendly.

**Environmental survey** - of club house, training centre etc to find out how sustainable the venues are. Get them thinking about how to reduce energy and water consumption and waste.

**Quiz cards** – Question and image on one side and answer on the other. Quick questions on the water for yacht courses or as an evening entertainment or filler activity.



## Example Activities on the Water

**Wildlife escape** – Based on the water where dinghy sailors learn to keep their distance from wildlife. One boat is the Shark and the other boats have to keep their distance or get caught. When Caught they become a shark. This activity also practices sailing skills.

**Environmental Boat Audit** – Participants identify as many environmental impacts their vessel of interest can cause and encouraged to think of best environmental practice with advice from the instructor. [Can be done around a boat on land too]

**Water quality** – Using a Secchi Disc (image to right) participants can find out how clear the water is in different parts of a harbour, lake, estuary or shoreline. A good activity when there is no wind so students can still be on the water.

**Chinese Boat Whispers** – Participants must approach the safety boat to receive an environmental fact. They must then sail to another boat and pass it on. Then this boat approaches the safety boat who will direct them to pass the message to another boat selected by the instructor and so on.



Lets Get Interactive!






# The Human Photocopier!

Participants work in teams of 2/3.

Each team is given an blank A3/A4 piece of paper.

Teams have to replicate an environmental boating Poster the instructor is holding.

However only 1 person from each team can view the poster for 5 seconds at a time before relaying information back to their team.



# SCRAPHEAP CHALLENGE






# How many environmental impacts can a boat actually cause?!

Label the parts of the boat and how they could impact the environment.

Can you think of ways to reduce those impacts?



# Oil Spill Kit Demo




## What are the causes impacts of oil spills?

- Refuelling
- Poor Storage
- Unsuitable containers



## How can you help?

- Be careful!
- Use an Oil Spill Kit








The Plunge!

# The Challenge

1. Get into pairs
2. Quiz to win litter!
3. 10min and 40cm of tape ONLY to build the longest jetty that can balance **Duncan The Duck** on the end without him plunging in.
4. The longest jetty to support his weight for 10 seconds **WINS!**







**Quiz Time!**

5. Which of these are NOT Invasive Non-Native Species spread along the UK coastlines and inland waters by boating?

A: Slipper Limpet

B: Quagga Mussel

C: Devil's Tongue

D: Elephant Mussel

E: Demon Shrimp





5. Which of these are NOT Invasive Non-Native Species spread along the UK coastlines and inland waters by boating?

A: Slipper Limpet

B: Quagga Mussel

C: Devil's Tongue

**D: Elephant Mussel**

E: Demon Shrimp



6. Name this knot.









**Round Turn and  
Two Half Hitches**



## 9. What does this flag mean?





What does this flag mean??



**O**scar  
man  
overboard

# The Winners are.....





A joint BMF and RYA Initiative



PLEASE SHARE

• Thank You •

Your Thoughts

[www.thegreenblue.org.uk](http://www.thegreenblue.org.uk)

# Please Share Your Thoughts.....



Do you think the activity guide and pack will be useful and used?

Positives? E.g. Who do you think will use it?

Suggestions for improvement or changes?

[Kate.Fortnam@thegreenblue.org.uk](mailto:Kate.Fortnam@thegreenblue.org.uk)





# THE GREEN BLUE ACTIVITY PACK

**A joint BMF and RYA initiative**



Kate Fortnam – Environmental Outreach Officer

[Kate.Fortnam@thegreenblue.org.uk](mailto:Kate.Fortnam@thegreenblue.org.uk)