



Powerboat Racing

PB1

OFFSHORE RULES

2014

Sponsored by



Offshore Powerboat Racing

Offshore Powerboat Racing in the UK is probably one of the best examples of an extreme watersport which is both challenging and highly competitive.

The Sport is administered by the Royal Yachting Association who in association with their affiliated Powerboat Racing Clubs both organise and regulate the sport.

There are several different levels of competitive racing which are designed to both encourage those new to the sport and to satisfy our existing competitors at National and International level.

This rulebook has been published before the 2014 UIM Rulebook was available. It is the competitor's responsibility to check the relevant UIM class rules when they are available on the UIM Website www.uimpowerboating.com UIM Class Rules where relevant will supersede these rules

CONTENTS

A	ADMINISTRATION- INFORMATION FOR COMPETITORS, Officials, Clubs & Event Organisers	10
A1	How to Get into the Sport.....	10
A2	Powerboat Racing Useful Website Links:	10
A3	To Contact RYA Powerboat Racing Department Direct:	11
A4	Terminology.....	11
A5	Club Racing.....	11
A6	National Racing	11
A7	International Racing.....	11
A8	INSURANCE EXCESS	12
A9	ORGANISING CLUBS.....	12
A10	RYA OFFICIALS INDEMNITY FORM.....	12
A11	OFFICER OF THE DAY (OOD).....	13
A12	RYA APPROVED MEASURERS	13
A13	RYA TECHNICAL INSPECTOR	13
A14	RYA COMMISSIONERS.....	13
A15	Certification	15
A16	Form: Candidates Race Training Requirements	16
A17	Form: Training Schedule – Class Specific	16
B	LICENCES ARE AVAILABLE AS FOLLOWS:	18
B1	Provisional Licence.....	18
B2	National Licence	18
B3	International Licence.....	19
B4	Marathon Licences	19
B5	UIM Super Licence	19
B6	Event Licences	19
B7	Age Restrictions	20
B8	Powerboat Racing Licences Under 18 YEARS OF AGE – (ie those who are not yet 18 when they apply for their licence):	21
B9	Immersion Tests and Microdive Course.....	21
B10	Injured Drivers	22

C	WHAT DOES THE POWERBOAT RACING LICENCE PROVIDE FOR YOU?	23
C1	Full RYA Membership FOC	23
C2	Third Party Liability Insurance in United Kingdom	23
C3	Overseas Third Party Liability Insurance	23
C4	What Does The Powerboat Racing Licence Not Provide For You?	24
C5	Insurance.....	24
C6	Risk Statement	25
D	BOAT REGISTRATION, MEASUREMENT & ENGINE HOMOLOGATION.....	29
D1	How to Obtain a New Boat Race Number	29
D2	How to Retain your Boat Race Number	29
D3	How to Register your New Boat	30
D4	How to Register a Previously Registered Boat.....	30
D5	Length Measurement.....	31
D6	Engine Homologation Procedure	32
E	GENERAL RULES: BOATS AND EQUIPMENT, ENGINES & SAFETY	33
	GENERAL RULES: BOATS AND EQUIPMENT	33
E1	Towing Cleat and Eyes.....	33
E2	Sharp Edges.....	33
E3	How to Apply Race Numbers to Your Boat	33
E4	Steering and Control Cables.....	33
E5	Seats	34
E6	Structural State.....	34
E7	Decks	34
E8	Windshields/Windcreens.....	34
E9	Fuel	34
E10	Fuel Tanks and Lines	34
E11	Forward and Reverse Gears.....	34
E12	Throttle Control.....	34
E13	Batteries	35
E14	Bilge Pumps and Bailing.....	35
E15	Anchor and Line	35
	GENERAL RULES: ENGINES.....	35
E16	Engine Eligibility	35
E17	Engine Cut-Off.....	36
E18	Engine Mounting.....	36
E19	Engine Wells – Outboards	36
E20	Engine Hazards	36
E21	REFER TO MARATHON RULES SHAFT GAURDS AND ENGINE COMPARTMENTS UIM 704.2.....	36
E22	UIM 735.12 TWIN INSTALLATIONS	36
E23	Propeller Security	37
	GENERAL RULES: SAFETY	37
E24	Equipment & Safety	37
E25	Fire Prevention	37
E26	Fire Prevention Inboards	37
E27	Exhaust System for Inboards.....	37
E28	Buoyancy.....	37
E29	Protective Helmets.....	38
E30	Protective Helmets for Juniors Under 18years	38
E31	Racing Vests and Life Jackets	39
E32	Protective Clothing.....	40

E33	Whistle, First Aid Compress & Knife	40
E34	Flares	40
E35	Retirement Flag	40
E36	Charts.....	40
E37	Compasses	40
F	GENERAL RULES: RACING	41
F1	Pre-Race Declaration Form	41
F2	identity tags	41
F3	Racing Regulations.....	41
F4	MEDICAL EXAMINATION/ ALCOHOL & DRUG TESTING	41
F5	Scrutineer's Inspections.....	43
F6	Crantage, Launching and Recovery.....	43
F7	Driver's Briefing	43
F8	Valid Starters.....	43
F9	Minimum Visibility	44
F10	Procedure for Starts.....	44
F11	Standing Starts/Off the plane rolling starts.....	46
F12	Turn Marks	46
F13	Missing Marks.....	46
F14	Missed Marks	46
F15	Stopping the Race	46
F16	Finishing the Race.....	46
F17	Curtailment of the Race	47
F18	Retirement Procedure.....	47
F19	Outside Assistance.....	47
F20	Competitors Responsibility on the Water	47
F21	Overtaking	48
F22	Fouling.....	48
F23	Mixed Class Racing (max two different classes) ... Error! Bookmark not defined.	
F24	Multi Class Racing (More Than Two Different Classes)	48
F25	Flag Signals.....	49
F26	Yellow Flag.....	49
F27	Red Flag.....	49
F28	Black Flag.....	50
F29	National Flag	50
F30	Damaged Boats.....	50
F31	Retirement Flag	50
F32	Post Race Scrutineering	50
F33	Incident Procedure	51
F34	Accident Aid	51
F35	Minimum recommend Race Distant	51
G	GENERAL RULES: POINTS AND RESULTS	52
G1	Concept.....	52
G2	Race Points Scoring System – All Classes	52
G3	Points Table:.....	52
G4	Tied Points	52
H	GENERAL RULES – PENALTIES	53
H1	Associated Additional Penalties.....	53
H2	Starting Procedure Penalty	53
H3	Failure to Pay Fines.....	53
H4	Protests	54

H5	Expenses.....	54
H6	Liabilities.....	54
H7	Automatic penalties.....	54
H8	Hearing.....	54
H9	The Jury	54
H10	Protest Procedure.....	54
H11	Presentation of the Protest	55
H12	Representatives.....	55
H13	The Hearing.....	55
H14	The Decision.....	56
H15	Re-Opening a Hearing.....	56
H16	APPEAL	56
H17	Penalties.....	57
H18	Reduced Protest Procedure.....	57
H19	Gross Misconduct: Action by Protest Jury.....	58
H20	Action By RYA	58
H21	Medical Examination & Alcohol Testing	59
H22	Banned Substances And Banned Methods.....	59
H23	Doping Control In The Uk	60
H24	Penalties.....	60
I	RYA NATIONAL CHAMPIONSHIP RULES	61
I1	Check Specific Class Rules for Updates.....	61
I2	Objective	61
I3	Eligibility	61
J	POINT SCORING NATIONAL CHAMPIONSHIPS.....	62
J1	Points Scoring System for National Championships	62
K	CLUB RACING RULES	63
K1	Concept.....	63
K2	How to Participate	63
K3	The Rules	64
K4	Authority	64
K5	Entries to the Club Races	64
K6	Club Racing Courses.....	64
K7	Eligibility	65
K8	Control of Boat.....	65
K9	Race Entry and Compliance	65
K10	RYA Scrutineering Check List for Club Races	66
N	CLUB RACING SPECIFIC PENALTIES (APPLICABLE IF INCLUDED IN RACE INSTRUCTIONS).....	67
N1	OOD Discretion	67
O	OCR RULES & REGULATIONS	68
	INTRODUCTION	69
O1	OCR Concept.....	69
O2	Classification and Approval of Races.....	69
O3	How to Participate	69
O4	Applicability of the Rules.....	70
O5	The Rules	70
O6	Amendments	70
O7	Entries to National and International Events	70
	GENERAL EXPLANATION.....	70

O8	Definitions.....	70
	DEFINITIONS AND CLASSES	71
O9	Definitions.....	71
O10	Classes.....	71
O11	Entries	71
O12	Obtaining the Boat Race Number	71
	BOAT AND EQUIPMENT	72
O13	Seats	72
O14	Intercom	72
O15	Race Numbers and Decals	72
O16	Modifications to Engines.....	73
O17	The following Modifications are not Permitted:.....	73
O18	Unauthorised Changes	74
	RACING REGULATIONS	74
O19	Engine Eligibility	74
O20	Championship Specific Penalties.....	74
O21	OCR Championship.....	75
O22	OCR Scrutineering Sheet	75
P	P1 SUPERSTOCK.....	77
	P1 Sporting Rules – General.....	79
	P2 Sporting Regulations - Championship.....	82
	Sporting Regulations, Championship Race Meetings and Race Procedures.	82
	P3 Championship Penalties	97
	P4 Technical Rules	101
	P5 Hull	101
	P6 Deck	101
	P7 Engine	101
	P8 Sealing	102
	P9 Weights	104
	P10 Numbers and Championship Decals.....	104
	P11 Safety Items.....	105
	P12 Propellers	110
	P13 Strops.....	111
	P14 VHF Radio.....	111
	P15 Steering	111
	P16 Contact Details	112
	P17 Appendix	112
	P18 P1 Scrutineering Sheet.....	113
Q	CLASS 3 RULES	114
	Q1 Concept.....	114
	Q2 Classification and Approval of Races.....	114
	Q3 How to Participate	114
	Q4 Applicability of the Rules.....	114
	Q5 The Rules	115
	Q6 Amendments	115
	Q7 Entries to National and International Events	115
	GENERAL EXPLANATION.....	115
	Q8 Monohull Definition	115
	DEFINITIONS AND CLASSES	117
	Q9 The Cube Rule	117
	Q10 Boat Length, Weight And Engine Capacities.....	117

Q11	Navigation Lights	118
Q12	Cockpit	118
Q13	Reinforced Cockpits.....	119
Q14	Minimum/Maximum Lengths and Weights	119
Q15	Hull Dimensions UIM 732.	120
Q16	Minimum Flotation UIM 733.....	120
Q17	Water Deflectors.....	120
Q18	Fuel	120
Q19	Fuel Tanks and Lines	121
Q20	VHF Radio.....	121
Q21	Racing Vests And Life Jackets	121
Q22	Intercom	122
Q23	Towing Lines	122
Q24	Anchor.....	122
Q25	Compasses	122
Q26	Flares	122
Q27	Race Numbers and Decals.....	122
Q28	Advertising & Paintwork.....	124
Q29	National Flag	124
Q30	Protective Clothing.....	124
Q31	Engine Eligibility	125
Q32	EPA /CARB OUTBOARD ENGINES (UIM 734.8).....	125
Q33	Modifications Permitted (NON EPA/CARB) Outboard Engines (UIM 735)	126
Q34	Modifications Permitted (EPA/CARB) Outboard Engines (UIM 735.22)	129
Q35	Modifications Not Permitted (EPA/CARB) Outboard Engines (UIM 735.33)	130
Q36	Engine Eligibility Compliance.....	131
Q37	Accident Aid – UIM Rule 206.....	131
Q38	Race Points Scoring System – all classes	131
Q39	Yellow Cards, Red Cards and Associated Additional Penalties	132
Q40	Associated Additional Penalties.....	132
Q41	Championship Specific Penalties.....	133
Q42	Failure to pay any fine	133
Q43	Rya Offshore Class 3 Scrutineering Check List	134
R	GUERNSEY POWERBOAT National Championship	136
R1	Concept.....	Error! Bookmark not defined.
R2	Handicapping.....	Error! Bookmark not defined.
R3	First Race/Qualifying	Error! Bookmark not defined.
R4	Race Details	Error! Bookmark not defined.
R5	Championship Points.....	Error! Bookmark not defined.
R6	Course Design.....	Error! Bookmark not defined.
R7	Series Specific Race Rules.....	Error! Bookmark not defined.
R8	Race Start	Error! Bookmark not defined.
R9	Race General	Error! Bookmark not defined.
R10	Race Finish	Error! Bookmark not defined.
R11	RYA Scrutineering Check List for Club Races	Error! Bookmark not defined.
S	MARATHON CLASSES RULES – To be read in conjunction with UIM Rules	
1200	137
S1	Concept.....	137
S2	Ultra Marathon Races:.....	137
S3	Safety Requirements for Organisers of Ultra Marathon Races.....	137

S4	Marathon Licensing Requirements.....	138
S5	Competition Rules:.....	138
S6	Race Boats:.....	139
S7	Engines.....	146
S8	Safety Equipment For The Boat.....	149
S9	Safety Equipment For Each Crew.....	151
S10	Class Classifications Table – As From January 2012.....	151
S11	Drivers’ Responsibility.....	152
S12	Scrutineers’ Inspections.....	152
S13	Drivers’ Briefing, Signing In, All Classes.....	153
S14	Starting Procedure.....	153
S15	Stopping The Race.....	153
S16	Finishing The Race.....	154
S17	Marathon Racing Specific Penalties.....	154
S18	Mandatory Safety Equipment For Marathon Class Appendix 1.....	155
S19	Marathon Scrutineering Check List.....	157
T	UIM V24 Class.....	158
U	Formula Future Offshore Race CLASS.....	164
U1	General Rules Specific To All Classes:.....	164
U2	Engines.....	164
U3	Paddles.....	165
U4	Buoyancy.....	165
U5	Crew Communications.....	165
U6	Seating Safety.....	165
U7	Race Boat Number decals.....	165
U8	Engine Lubricants and Parts.....	166
U9	CHAMPIONSHIP.....	166
U10	RYA Scrutineering Check List for E900 & E1500.....	166
V	RIB RULES.....	168
V1	Concept.....	168
V2	Classification And Approval Of Races.....	168
V3	How to Participate.....	168
V4	Applicability of the Rules.....	168
V5	The Rules.....	168
V6	Amendments.....	168
V7	Entries to National and International Events.....	169
V8	Definitions General.....	169
V9	Definitions Specific.....	170
V10	Classes.....	170
V11	Inflatable Collar(S).....	171
V12	Navigation Lights.....	171
V13	VHF Radio.....	171
V14	Towing and Anchor Lines.....	171
V15	List of Equipment - Compulsory or Specified in Race Instructions.....	171
V16	EPA/CARB Outboard Engines.....	171
V17	The Following Modifications are Expressly Not Permitted:.....	172
V18	Outboard Engines – Twin Installations.....	172
V19	All Inboard Engines.....	172
V20	Starting and Charging.....	173
V21	Unauthorised Changes.....	173
V22	Race Points Scoring System – All Classes.....	173

	V23 RYA Offshore Rib Scrutineering Check List.....	174
W	ZAPCAT RULES.....	175
	W1 Format.....	175
	W2 Race Rules.....	176
	W3 Zapcat One Design.....	180
	W4 Fuel.....	184
	W5 Pilots and Co-Pilots.....	184
	W6 Race Numbers.....	184
	W7 Race Starts.....	185
	W8 Beach Starts.....	185
	W9 Deep Water Starts.....	186
	W10 Race Finishes.....	186
	W11 Protective Clothing.....	186
	W12 Insurance.....	187
	W13 Weather.....	187
	W14 Entry Fee.....	187
	W15 Points.....	188
	W16 Discard.....	189
	W17 Sponsorship Branding.....	189
	W18 Penalties.....	190
	W19 Definitions.....	190
	W20 Injured Drivers.....	191
	W21 Medical Examination & Alcohol Testing.....	191
	W22 ZAPCAT SCUTINEERING SHEET.....	194
X	X UIM & RYA Class: P750 – THUNDERCAT RACING.....	195
	X1 RYA TITLES & TEAMS.....	196
	X2 CLASSES/HULLS.....	198
	X3 MACHINERY.....	202
	X4 MODIFICATIONS.....	203
	X5 TECHNICAL.....	209
	X6 RACING REGULATIONS AND RULES.....	213
	X7 M SHAPE / SURF DISCIPLINE.....	223
	X8 CIRCUIT DISCIPLINE.....	225
	X9 LONG-HAUL DISCIPLINE.....	226
	X10 Additional Information.....	229
Y	GENERAL RULES – OPERATIONAL FOR CLUBS RUNNING RACES.....	230
	Y1 Non-Approved Races.....	230
	Y2 Club Events.....	230
	Y3 National events.....	230
	Y4 UIM International Ordinary Invitation Events.....	231
	Y5 Notifications.....	231
	Y6 Logos.....	231
	Y7 RYA Race Approvals.....	231
	Y8 RYA Race Approvals Requirements.....	232
	Y9 National & Offshore Race Training.....	233
	Y10 the Race Approvals Template.....	234
	Race Organisation.....	242
	Y11 Definition of Events.....	242
	Y12 General Rules For Organising Rya National Offshore Races, Club Races And Uim International Races.....	242

Y13	Mandatory Minimum Requirements For RYA National Offshore Races, Club Races and UIM International Races	242
Y14	Recommended Minimum Criteria For RYA National Offshore Races, Club Races and UIM International Races	243
Y15	Mixed (up to a maximum of two classes)	245
Y16	Multi Class Racing (More Than Two Different Classes Racing at the Same Time)	245
Z	Offshore Officials List.....	246

A ADMINISTRATION- INFORMATION FOR COMPETITORS, OFFICIALS, CLUBS & EVENT ORGANISERS

A1 HOW TO GET INTO THE SPORT

Decide what sort of racing you want to try; there are many different classes to suit all budgets. Most people start in club racing and adapt their existing ski boat or inflatable to conform to the Club racing rules. This is a relatively easy way in which to get started and ensures the maximum enjoyment for limited cost.

The RYA one design classes are extremely popular and if this appeals go to one of the web sites listed below and have a look at the sort of racing they offer. There are many opportunities to purchase really good used boats that are still competitive and great fun to drive.

Once you have chosen the boat you will need a licence, and certain basic safety items and be medically fit to take part. All of this information can be found in this handbook and much more is available on the powerboat racing section of the RYA web site at www.rya.org.uk

All UK residents who wish to take part in Powerboat Racing in the United Kingdom, The Channel Islands, the Republic of Ireland and Malta must hold a valid Powerboat Racing licence issued by the Royal Yachting Association.

All UK residents who wish to take part in International racing must hold a valid International Powerboat Racing licence issued by the Royal Yachting Association

A2 POWERBOAT RACING USEFUL WEBSITE LINKS:

British Powerboat Racing Club	www.britishpowerboatracingclub.co.uk
Malta Powerboat Association	www.mpa.com.mt
Offshore Circuit Racing Drivers Association	www.ocrda.org
Offshore Racing Drivers Association	www.orda.co.uk
Powerboat P1 SuperStock Series	www.powerboatp1.com
Thundercat Racing	www.thundercatracing.co.uk
South East Powerboat Association	www.sepaoffshore.co.uk
United Kingdom Offshore Boating Association	www.ukoba.co.uk
ZCR (Zapcats)	www.zapcat-racing.com
UIM	www.uimpowerboating.com
GPA	www.guernsey-powerboat-association.com
ISA	www.sailing.ie

The Royal Yachting Association administers the sport and ensures the rules are applied correctly thus creating the safest racing possible that's affordable to all.

A3 TO CONTACT RYA POWERBOAT RACING DEPARTMENT DIRECT:

Jeni Jelf Powerboat Racing Manager 02380 604238
jeni.jelf@rya.org.uk

Andrew Norton Powerboat Project Manager 02380 6044231
andrew.norton@rya.org.uk

Becki Hooper Part Time Senior Administrator 02380 604239
[becki Hooper@rya.org.uk](mailto:becki.Hooper@rya.org.uk)

Natalia Wiewiora-Hawkins Administrator 02380 604240
natalia.wiewiora@rya.org.uk

A4 TERMINOLOGY

In these regulations the word "shall" or "must" means mandatory, whereas the word "should" means recommended.

Except where otherwise indicated the Rules set out below apply to ALL classes.

A5 CLUB RACING

This is where most people start, it does not matter which type of boat you have as long as you comply with some basic safety requirements.

Check out the racing calendar on the RYA Powerboat Racing website or give us a ring in the office, look for the abbreviation C on the calendar and contact the local organising club for more details. All the better if you come as a party with several boats and race against your friends.

This is the time when you can prove how fast your own boat actually goes!! So get set for some fantastic racing.

A6 NATIONAL RACING

National Offshore racing takes place throughout the season at selected venues around the country.

To compete at this level you must race in one of the National Classes and also hold a National Licence, National Classes are run to class specific rules; these are detailed in separate sections within this book. Details of how to apply for an RYA National Powerboat Licence can be found in Section B2.

A7 INTERNATIONAL RACING

International Racing is sanctioned by the UIM, Union Internationale Motonautique. Additional rules apply to the different classes and competing at this level and may reward you with a European or World Championship title. Events are held all over the World with most of the National classes competing.

A8 INSURANCE EXCESS

Competitors, Clubs, Officials & Event Organisers all need to be aware of the following insurance excesses that you will be liable for in the event of a claim.

On Water :

GBP 1000 (one thousand pounds) any one claim or series of claims arising out of any one Event except in respect of any accident involving any outboard or inboard motor boat, sports boat, hydroplane or personal watercraft being lifted by means of crane or winching device when the following Excess shall apply.

Insurance Excess increases with Vessel Value According to the table below.

Vessel Value	Excess
GBP 0-19,999	GBP 1000
GBP 20,000-59,999	GBP 2000
GBP 60,000- 179,999	GBP 4000
GBP 140,000- 499,999	GBP 7000
GBP 500,000(maximum)	GBP 9000

On Land :

GPB 2500 (two thousand five hundred pounds)

A9 ORGANISING CLUBS

All organising clubs must be affiliated to the RYA and must have RYA Third Party Insurance cover.

A10 RYA OFFICIALS INDEMNITY FORM

All officials and helpers & Competitors must complete and sign the form at the start of every meeting, before taking up their duties All must remember to sign off at the end of the event.. Please note non-compliance with the insurance requirements covering clubs and drivers may void the RYA insurance cover. If in doubt, please check with the RYA.

A11 OFFICER OF THE DAY (OOD)

10.1 Officers of the Day must be appointed to officiate at all International, National and Club, Testing, Training & demonstrations organised under the jurisdiction of the Royal Yachting Association.

10.2 All OODs must be on the list of Approved Officials (see officials section and updates on the RYA Website).

10.3 The appointment of an OOD is made by an organising club and approved by the ORC.

10.4 OODs must not compete in any event at which they are officiating, nor be a member of the Protest Committee.

10.5 The role of the OOD is to control the overall event and to ensure that all rules and regulations are adhered to. In the absence of the OOD the Deputy OOD (if appointed) must assume responsibility.

A12 RYA APPROVED MEASURERS

Measurers have been appointed by the RYA to measure classes as indicated.

The Measurer will check that a race boat conforms to all of the criteria specified for its particular offshore class. The measurer should be given 14 days' notice prior to measurement.

The following measurement fees have been set by the RYA and may be charged by the measures at their discretion.

£100 Fee for measuring all boats

0.25p Per mile

Please contact the RYA Office for a list of approved scrutineers.

A13 RYA TECHNICAL INSPECTOR

Technical inspectors are appointed to events by the ORC, who will maintain a list and appoint Inspectors as required to meetings during and at the end of the season. Inspectors where possible, should not undertake any work or duty at a meeting which may compromise their appointment.

A14 RYA COMMISSIONERS

13.1 The ORC appoints Commissioners to all International and National Championship meetings. Appointments may also be made by the Powerboat Racing Manager.

13.2 Commissioners should also be appointed when a new venue is raced for the first time.

Commissioners must report on all aspects of the meetings to which they are appointed

13.3 Commissioners must receive from the organizing club, the full results and copies of all Incident Report Forms and must submit Reports together with copies of the

Results and Incident Report Forms to the RYA within 14 days of meetings. The RYA must immediately on receipt of the report copy the documents to the Offshore Racing Committee for review.

13.4 The Commissioner must be a voting member of the Protest Jury but not Chairman.

13.5 Highly recommended, The RYA Commissioner should, where possible, have experience of being a member of an International Jury or be a UIM approved Commissioner. The RYA Commissioner should have a copy of the Race Approvals Documentation for the venue (available from the RYA), a copy of the RYA Insurance policies document, plus any other relevant documentation.

13.6 Any breach of the racing rules by a Club, Official, driver or mechanic must be reported to the RYA by the RYA Commissioner.

13.7 Commissioners should endeavour to discuss any problems encountered with a representative of the organizing club. All Commissioners report forms must be reviewed by the ORC and if required the ORC Chair will contact the club to discuss any relevant issues. If serious problems arise the RYA will be notified by the ORC Chair and agreed appropriate action taken. All ORC delegates will be notified as soon as possible if any such action is required.

13.8 RYA National Technical Inspector's reports must be attached to Commissioners' Reports.

13.9 Commissioners are entitled to claim a maximum of **£25.00** per day for their services.

Accommodation should be booked by the event organiser for the required period. The accommodation should be of a good standard.

Commissioners should be invited as guests to any official functions and should be included in any free lunch offers if available.

The above is intended to set a minimum guideline to assist organisers with their event planning budgets. Organisers are urged to liaise directly with their appointed commissioner as soon as possible to make the necessary arrangements.

A15 HOW TO PARTICIPATE

All UK residents who wish to take part in Powerboat Racing in the United Kingdom, The Channel Islands, The Republic of Ireland and Malta must hold a valid Powerboat Racing licence issued by the Royal Yachting Association.

All UK residents who wish to take part in International Racing must hold a valid International Powerboat Racing licence issued by the Royal Yachting Association.

All new applicants are required to undertake a powerboat race training programme, details of which can be found in the RYA Powerboat Race Training Manual (PB3) and on the RYA Website.

A16 CERTIFICATION

- a) Upon satisfactory completion of the written test and practical assessments the driver and navigator will be signed off as competent to race by the club training officer. They will then be eligible to apply for an RYA provisional licence for the class in which they have been tested.
- b) Each person will be approved to race only the type and class of boat they have been tested in. Should they wish to compete in a different class they must contact the RYA and re take any part of the test deemed necessary by the RYA.
- c) Driver and Navigator: Due to the nature of the testing, each person will be signed off to race as a driver or navigator. Should they wish to compete in a position other than that they were tested in they will have to repeat the test in that position. Trainees are requested to study the summary of the training syllabus given below prior to booking their training.

A17 FORM: CANDIDATES RACE TRAINING REQUIREMENTS

Candidates Race Training Requirements: <i>(Tick option 1, 2 or 3. Options 4, 5 and 6 are optional)</i>														Trainer Notes:										
1.	A minimum of RYA PB2 – (No Racing or Boating experience)																							
2.	Boating C.V – (No Racing experience or PB2, thus needing Race Training)																							
3.	Racing C.V, Assessment only – (experienced racers that have not competed in the last 2 years)																							
4.	VHF/DSC Certification – (where applicable)																							
5.	First Aid – (where applicable)																							
6.	Sea Survival – (where applicable)																							
Training Schedule – Class Specific Tick the correct box where applicable														Trainers Comments:										
												T/Cats	Zapcats			Club	OCR	Class 3	V24	RIB	MPA	SuperStock	Marathon	Pass
Theory Subjects - To Understand																								
1	How to Start Racing																							
2	Equipment Required																							
3	Scrutineering																							
Race Officials & Event Support																								
4	Race Documentation																							
5	Race Officials																							
6	PB1 2014																							
	Collision at Sea Regulations																							
Pre Race Requirements																								
7	Safety and Flag Procedures																							
8	Start Procedures & Muster Area																							
9	Overtaking rules																							
10	Roles of Rescue																							
11	Charts & Race Courses																							
12	Boat Handling																							
13	Missed Marks & Race Abort																							
14	Finishing a Race & Signing Off																							

A18 FORM: TRAINING SCHEDULE – CLASS SPECIFIC

	Training Schedule – Class Specific <i>(Tick the correct box where applicable)</i>
--	--

		T/Cats	Zapcats	Club	OCR	Class 3	V24	RIB	MPA	Superstock	Marathon	Pass	Fail	Trainers Comments:
	Practical Subjects													
15	Awareness of Boat, Engine & Equipment													
16	Launching													
	Safely Manoeuvre boat and trailer & understand the safe securing and workings of the boat on the trailer													
	Safe launch and recovery of boat on trailer at slipway													
	Safe launch and recovery of boat on trailer by crane													
	Water Based													
17	Proper control at Low Speed													
18	Proper control at High Speed													
	Communication and teamwork between Driver & Navigator													
	Rounding Marks													
	Overtaking													
	Emergency situations & procedures including man overboard – Red Flag Procedure													
	Holding the line on the start run, correct finish procedure and response to flags													
	Sign Off:													
	Course Completion		Pass					Fail					Date	
	Instructor's Name:		Sign:										Date	
	Assessor's Name:		Sign:										Date	
	Trainee Name:		Sign:											

B LICENCES ARE AVAILABLE AS FOLLOWS:

B1 PROVISIONAL LICENCE

- a) This licence is issued to all newcomers and those returning to the sport after a break of more than two years.
- b) Applicants for a Provisional Licence are required to undertake a Powerboat Race Training programme, full details of which can be found in RYA Powerboat Race training manual, PB3 and on the RYA website. On satisfactory completion of this training and written proof of competency from an Offshore Powerboat Racing Club training officer or RYA recognised powerboat race training centre, the RYA will issue a Provisional Powerboat Racing licence.
- c) Provisional Licence holders are eligible to race in National events but will be under the close supervision of the OOD and SO. Provisional licence holders may be withdrawn from races by the OOD and referred to the RYA for further training if they do not demonstrate the required levels of competence and ability.
- d) Race organisers may require Provisional Licence holders to take a position on the start line away from other experienced National Licence holders. Details of this requirement will be given at drivers briefing.
- e) All applicants are reminded of additional Class specific training that may be required, please carefully check Class rules for further details.

B2 NATIONAL LICENCE

- a) National Licences are issued to all previous National Licence holders providing they have taken part in races within the last two years of the application. Proof of previous racing experience by the submission of a Powerboat Racing CV with their Licence Application Form may be required
- b) Competitors wishing to upgrade from a Provisional Licence to a National Licence must compete in five Powerboat Racing rounds and demonstrate competence and ability to the satisfaction of the OOD. Competitors **MUST** present their Powerboat Racing upgrade form to the OOD prior to the drivers briefing. This will be signed by the Officer of the Day at the end of each round providing the OOD is satisfied with the competitors ability and performance
- c) Once the licence upgrade form has been fully completed it should be returned to the RYA together with any additional fees who will then issue the applicant with a National Licence
- d) Foreign competitors who are resident within the UK and wish to apply for a UK national licence must provide written permission from their own National Authority and proof of previous racing experience by the submission of a Powerboat Racing CV.

B3 INTERNATIONAL LICENCE

- a) Newly qualified competitors wishing to upgrade to an International Licence **MUST** compete in three National rounds whilst holding a full National Licence and demonstrate competence and ability to the satisfaction of the OOD. Competitors **MUST** present their Powerboat Racing upgrade form to the OOD prior to the drivers briefing. This will be signed by the OOD at the end of the event providing the OOD is satisfied with the competitors ability and performance
- b) Experienced competitors may apply directly to the RYA to upgrade to an International licence, all such applications will be considered by the ORC and the final decision will be based on the past experience and competence of the applicant.
- c) Foreign competitors who are resident within the UK and wish to take a UK International licence must provide written permission from their own National Authority and proof of previous racing experience by the submission of a Powerboat Racing CV.
- d) All competitors applying for an International Powerboat Racing Licence must comply with all UIM Anti-doping requirements and complete the UIM declaration form included.

B4 MARATHON LICENCES

RYA requirements for applicants of Marathon Licences are different to other classes due to the Offshore nature of this class of racing. Marathon Licences are issued to applicants who can demonstrate a high degree of navigational knowledge and past boating experience, details of these requirements are fully described in section S4 of this rule book.

B5 UIM SUPER LICENCE

Competitors who race in Class 1 and X Cat, must in addition to their UK International licence hold a UIM Super Licence.

UIM Super Licence application forms and procedures can be downloaded from either the RYA website – www.rya.org.uk (go to Offshore Forms for competitors) or the UIM web site www.uimpowerboating.com

All applicants are reminded that an additional UIM medical examination is required and that the deadline for a Super Licence is a minimum of four weeks before your first event.

B6 EVENT LICENCES

B6.1 Purchased at each event and issued by Race Secretaries:

An Event Licence provides a competitor with a temporary Powerboat Racing licence valid only for the duration of the event at which it was issued and restricted to the class as authorised by the Event OOD and signed by the Race Secretary.

Racing with an Event Licence does not make you eligible for National Championship points.

A “Medical Self Declaration” form must be completed and signed by the competitor prior to the issue of **each** Event Licence. A maximum of two Event Licences can be issued with a MSD.

Event Licences are now unlimited - after the issue of two with MSDs a full medical is then required if a competitor wishes to continue racing. They must then apply to the RYA for an Annual Powerboat Event Licence (APEL) and Log Book.

Criteria for Unlimited Event Licences, as above, the competitor must apply to the RYA Office for an Annual Powerboat Event Licence and Log Book.

Competitors with no previous racing experience are required to undertake a Powerboat Race Training programme prior to an Event Licence being issued. On satisfactory completion of this training the RYA will issue an Event Licence. Full details of the Powerboat Race Training programme can be found RYA PB3 on the RYA website.

Note: The Officer of the Day may require new competitors to take a written/oral test prior to their first racing event and demonstrate that they fully understand the racing rules, particularly those relating to overtaking and rounding of race marks, together with a full understanding of the International Regulations for Preventing Collisions at Sea

Competitors who have previously held a Powerboat Licence or Event Licence within the last two years will be eligible for an Event Licence without them having to undergo training. The RYA will send a list of all such qualified competitors to RYA Race Secretaries at the start of each new racing season.

Event Licences will be stamped prior to the race by Race Secretaries to confirm a competitor has paid the fees due and that the paperwork is in order. The competitor will retain his Annual Powerboat Event Licence and log book for presentation at any future events.

B6.2 Event Licences Cost £80 per event.

Note: If a competitor wishes to race with a full RYA licence there will be no reduction in the full licence fee to accommodate any Event Licence charges that have been made.

Note: If a competitor wishes to race with an Annual Powerboat Event Licence and Log Book, they must allow adequate time to undertake a medical, fill out the Licence Application form and submit to the RYA a minimum of 14 working days before they actually require the APEL, or the normal fast-track fee will be applied.

If a Competitor wishes to apply for an APEL in advance of their first event they can do so providing all the relevant paperwork is in place. No payment will be required until their first event of the season.

B7 AGE RESTRICTIONS

In all RYA registered classes the minimum age for a navigator and driver is as per Class Rules. For competitors entering races in non-registered RYA Classes the minimum age is 18 years for both driver and navigator.

All age regulations apply at the date of the race. Please note * as per class rules

Class	Provisional	National	International
Class 1+UIM Super Licence Fee (UIM Medical required)	18yrs	18yrs	18yrs
X Cat + UIM Super Licence Fee (UIM Medical required)	18yrs	18yrs	18yrs
P1 SuperStock 250	18yrs	18yrs	18yrs
Class 3A/B	16yrs	16yrs	16yrs
Class 3C	18yrs	18yrs	18yrs
Guernsey Series Restricted (excl VAT)	*18yrs	*18yrs	
Malta Series 200HP Class C	*18yrs	*18yrs	
Malta Series 200HP Class D	*18yrs	*18yrs	
Malta Series Cyber Class	*18yrs	*18yrs	
E1500	17driver 16 co driver	17driver 16 co driver	
E900	15yrs	15yrs	
OCR A Class (1800cc)	16yrs	16yrs	
OCR B Class (1300cc)	16yrs	16yrs	
OCR C Class (1000cc)	16yrs	16yrs	
RIB (Rigid Inflatable)	16yrs	16yrs	
Marathon All Classes	18yrs	18yrs	18yrs
V-24	18yrs	18yrs	18yrs
Zapcat (One Design)	16yrs	16yrs	
Thundercat	17driver 16 co driver	17driver 16 co driver	

B8 POWERBOAT RACING LICENCES UNDER 18 YEARS OF AGE – (IE THOSE WHO ARE NOT YET 18 WHEN THEY APPLY FOR THEIR LICENCE):

- a) All persons under 18 years of age must be accompanied at the event by a Parent/Guardian. All competitors who are under 18 on the date of the race will be required to submit written consent of their parent or guardian to their participation in the race and confirmation of their acceptance of the rules governing the race.
- b) All persons under 18 years of age are also required to complete an RYA Certificate of Competence, countersigned by a parent or guardian and the OOD. This must be returned to the RYA, together with their licence application on an annual basis. Certificate of Competence forms are available from the RYA.
- c) RYA Officials who countersign a Certificate of Competence form are reminded that it is their responsibility to ensure that the named competitor has undergone a Powerboat Race Training programme, and in their opinion, is competent to participate in Powerboat Racing for the classes identified.

B9 IMMERSION TESTS AND MICRODIVE COURSE

If you are racing in a class that requires an Immersion Test i.e. restraint and canopy boats, then you must have undertaken your test before applying for your licence. **See [RYA website](#) for details of venues and dates when tests are being offered.**

B10 INJURED DRIVERS

- a)** In the case of an injured competitor, the OOD, SO or Race Secretary must complete an Incident Report Form (PBR16), a Hospitalisation form (PBR17) (if they are sent to hospital), and a Licence Withdrawal/Medical Form (PBR19 if appropriate) for the injured person. A copy of this documentation, including the competitor's licence must be sent back to the RYA Powerboat Racing Department.

- b)** On receipt the RYA will take a copy of the Licence Withdrawal/Medical Form and send this along with a covering letter to the competitor. The competitor is expected to undertake another medical examination by a doctor, declaring him/her fit. When this has been done, the competitor sends a copy to the RYA and the racing licence is returned to him/her.

C WHAT DOES THE POWERBOAT RACING LICENCE PROVIDE FOR YOU?

C1 FULL RYA MEMBERSHIP FOC

From 2014 full licence holders will be offered RYA Full Personal Membership (excluding event licences) A membership card and welcome pack will be sent to you separately from your Licence. Having a large membership enables the RYA to act on your behalf in negotiations with UK Government and European Union. We have two main aims. First, to protect your freedom to use the water responsibly, with the minimum restrictions. Secondly, to provide a truly representational voice when dealing with the myriad of agencies affecting our sport. The RYA seeks to provide you with many tangible benefits. These include the opportunity for you to talk directly with RYA staff on a range of matters to get information and legal advice as you need it. For a full list of benefits of membership please see the listing in the RYA Magazine, call Member Services on 0844 556 9556 or visit our website www.rya.org.uk.

C2 THIRD PARTY LIABILITY INSURANCE IN UNITED KINGDOM

All competitors are provided with Third Party Public Liability insurance whilst racing and during official practice. This cover only applies once the competitor has “signed on” at Race Administration at the beginning of the event. All such cover ceases once the competitor has “signed off”.

The RYA Powerboat Racing department can offer specialist race insurance for Powerboat Racing to all RYA licenced Powerboat competitors. Full details of these policies can be found on the Race insure website www.bateman-group.co.uk and the RYA website www.rya.org.uk.

Payment of the licence fee ensures that the holder is covered by the Powerboat Racing third party liability insurance policy arranged by the RYA through Gallagher Heath, subject to the terms and conditions of the insurance policy. This insurance policy applies to Powerboat Races (including official practices) organised by the RYA-affiliated clubs and approved by the RYA.

C3 OVERSEAS THIRD PARTY LIABILITY INSURANCE

This is automatically included with an international status licence.

This means that holders of international licences participating in worldwide events, (excluding the United States of America and Canada), will automatically receive a cover note (insurance letter, or licence endorsement), to extend the conditions of the insurance applying to the UK –Please note This insurance only comes in force if the race organiser’s own insurance fails – the RYA cover is not the PRIMARY LAYER. **Competitors MUST purchase the organiser’s own insurance at UIM recognised foreign events.**

C4 WHAT DOES THE POWERBOAT RACING LICENCE NOT PROVIDE FOR YOU?

- a) The RYA insurance policies do not cover competitor to competitor liability.
- b) We strongly advise that you take out Personal Accident and Death benefit insurance and:
- c) Legal Expenses cover.
- d) Loss of Earnings insurance.
- e) Travel and Medical Insurance (when travelling to foreign events)
- f) All Year Round Third Party Public Liability or Comprehensive cover on your boat/ski (outside of RYA organised Powerboat Racing events).
- g) Fire, Theft insurance cover on your own craft/trailer – check to see if your car policy covers trailing.
- h) Check all your insurance policies to ascertain whether you are covered whilst Powerboat Racing. It is imperative that you declare this.

ALWAYS SEEK INDEPENDENT PROFESSIONAL ADVICE IN INSURANCE MATTERS.

C5 INSURANCE

- a) An RYA Powerboat Racing Licence provides Third Party Public Liability Insurance cover to all competitors for both on water and on land risks.
- b) This Insurance cover is only applicable once the competitor has signed on at an RYA approved powerboat racing event.
- c) All competitors are reminded that competitor to competitor insurance and personal accident insurance is NOT provided under this policy.
- d) **Competitors MUST carefully read the section C4 above.** If you require further clarification on this important matter please contact the RYA Powerboat racing office.
- e) The RYA Powerboat Racing Department have an arrangement with The Bateman Group who can offer additional specialist insurance for Powerboat Racing to all RYA licensed Powerboat competitors. All competitors are strongly advised to carefully read the following information relating to the Specialist Powerboat Policies offered.

PLEASE SEE SECTION A FOR IMPORTANT EXCESS CHARGE INFORMATION

C6 RISK STATEMENT

Powerboat Racing is by its nature a dangerous sport and therefore inherently involves an element of risk.

By participating in or becoming involved with Powerboat Racing organised by RYA Affiliated clubs either as a participant, team member or otherwise individuals agree and acknowledge that:

- a)** They are aware of the inherent risk involved in the sport and accept responsibility for exposing themselves to such inherent risk, including risks to their person, their property, drowning, hypothermia, collision injuries burns and other physical injuries as well as possible death.
- b)** They have satisfied themselves that they have the necessary skill and knowledge to take part in the event and deal with the conditions that may arise in the course of a race.
- c)** They will not participate in the event whilst under the undue influence of alcohol, drugs or whilst otherwise unfit to participate.
- d)** They are responsible for the safety of themselves their crew their boat and their property whether afloat or ashore.
- e)** The management of their boat including insurance is solely their responsibility.
- f)** Scrutineering does not constitute a condition survey of the boat and it is solely their responsibility to decide whether or not to start or to continue in any powerboat race.
- g)** Ensuring the efficiency and suitability of the helmets and racing vests worn is solely their responsibility
- h)** The provision of a race management team, patrol boats and other volunteers by the event organisers does not relieve them of their responsibilities.
- i)** The provision of patrol boat cover is limited to such assistance particularly in extreme weather conditions as can be practically provided in the circumstances.
- j)** To be bound by the conditions of the Race Entry Form, Racing Instructions and the General Competition Rules of the UIM and the RYA
- k)** They will accept the decisions of the organising committee and officials nominated by the organising committee.



Specialist Insurance for Powerboat Racing and Associated Industries



“The Bateman Group has over twenty years in-depth experience of the Motorsport Industry and has specifically created Race Insure to be refreshingly different, offering clients top quality service and in-depth objective advice.”

*“The Service at Race Insure has never failed to deliver what we need and when we need it, a **First Class Service** we are happy to recommend”.*

James Pocklington, MD of J Team Motor Sport Ltd

Protect your business – the key to your Team’s future security

Race Insure, in partnership with the RYA Powerboat Racing, have created a series of specialist and bespoke policies to offer cover for all sizes and classes of powerboats. So whether you are a professional racing team or race at weekends as a hobby, there is cover for all of your requirements.

All of our policies are provided by large ‘household name’ insurance companies, to ensure that you and your policy are protected at all times; and give you access to experienced and trained claim handlers to make sure all claims are dealt with quickly and professionally.

Race Insure are not only insurance brokers for the racing industry, we are also working with the RYA Powerboat Racing to support future powerboat races, events and ‘grass roots’ projects. Therefore we will be protecting your boats and equipment and also investing to grow and strengthen the sport across the UK.

At Race Insure, we have streamlined our operation to provide rapid service and turnaround to pass the savings directly on to you – our customer!



Why Race Insure

- Established since 1967
- Totally independent consultants
- Over 20 years experience in the Motorsport Industry
- The only brokers to offer a Guaranteed Service Charter to all of their clients.
- Regulated by the Financial Services Authority
- Experienced & Specialist support team
- Latest risk register and management software
- 7,500 clients across the UK
- Industry Specialist Scheme
- Leading UK Insurers
- Appointed by National Associations

The Benefits

- On-site surveys
- Health & safety advice
- Loss recovery advice
- Independent & professional advice
- Impartial recommendations
- Specialist insurance companies
- In-depth market analysis & comparison
- Rapid claims handling

Guaranteed Service Charter

- Experienced consultant appointed
- Single point of contact appointed
- Agreed service and review plan
- Annual review meetings
- Pre-renewal meetings
- Specialist consultants
- Updates on changing legislation

Race Insure – Competitive Prices for People in the Business of Competing!

Call our specialist Race Insure Team on the telephone number opposite to discuss your insurance needs and for a quotation or to arrange an appointment for us to visit at your next renewal date.

Our Terms of Business and fee rates are available on request.

Race Insure's Area of Expertise:

- Offshore Circuit Racing
- Inshore Circuit Racing
- Marathon Racing
- PI Powerboats
- NS2000 F2
- S 850 F4
- 2 Litre/3C
- Zaccats
- V24
- Thundercats
- Ribs
- J250 + JT250
- T850 Monohulls
- Hydroplane



Specialist Powerboat Policies:

- Competition Powerboat Cover – protection for your boat whilst racing
- Personal Accident Cover – protection for the driver, navigator and team members whilst competing
- Storage and Transit Cover – protection for your boats whilst travelling to and from races, and whilst stored when not racing

We can also provide you with any of the following types of cover:

- Motor Trade Combined Policies
- Event Insurance
- Motor Fleet Insurance Policies
- Vehicle Insurance for your Transporters and Hospitality Trailers
- Commercial Business Combined Policies – for Manufacturers and Retailers
- Cover for your Stock and Machinery
- Engineering Inspection – to ensure your plant is up-to-date with Health & Safety regulations
- Personal Accident & Assault
- Goods in Transit & in Storage – cover for your goods in the UK and Abroad
- Public and Products Liability
- Employers Liability
- Business Interruption Cover – if the worst happens you keep trading
- Property Insurance for your Business Premises
- Professional Indemnity – for your designs and specifications
- Directors and Officers Insurance
- Employment Practices Liability
- Business and Personal Travel Insurance – Trip-by-Trip or Annual Cover
- Legal Expenses Cover
- Yacht Insurance

Guaranteed 10% Discount on any the above policies you take out with us if a member of the RYA.

We are passionate about your industry – so let us look after your business!

Race Insure – insurance for the powerboat industry

**For a detailed quotation please contact our Race Insure Team on:
Tel: 01926 405881 Freephone: 0800 731 6689 www.bateman-group.co.uk**



D BOAT REGISTRATION, MEASUREMENT & ENGINE HOMOLOGATION

D1 HOW TO OBTAIN A NEW BOAT RACE NUMBER

If you are racing in any of the following classes please contact your club for a race number. Your new race boat number **MUST** be noted in your RYA Registration Logbook.

Zapcats
Malta Race Series
P1 Super Stock

All other classes should contact the RYA office on 02380 604240 with the option of 3 numbers between 1-100 of your choice.

The RYA Office will then check your Class boat register and inform you of any availability for the number you have requested. Numbers from previous years are held until the 31st March each year after this date they will be released if not retained.

D2 HOW TO RETAIN YOUR BOAT RACE NUMBER

If your boat was registered and raced last year and you wish to retain that same Race Number, then telephone the Powerboat Racing Department on 02380 604239/40 before 31st March.

D3 HOW TO REGISTER YOUR NEW BOAT

- a) All boats that are intended to be raced must be registered with the RYA. Registration relates to both the owner and the boat. Any change in ownership requires re-registration.
- b) Boats with canopies must have been measured and must hold a current Measurement Certificate to verify that the boat complies with current UIM 508 specifications.
- c) If you are racing in either Club or National racing you will require a new RYA Boat Registration Logbook before you can race.
- d) New competitors may complete an RYA boat registration application form at the race site which will then be sent back to the RYA at the end of the event. Any damage incurred during racing will be recorded in the new logbook which will then be sent to the owner by the RYA. This logbook must be produced at every race prior to being allowed to participate.
- e) Contact the RYA or your club and ask them to send you a Boat Registration Form. Alternatively you can download these from the RYA web site, go to competitors forms in the offshore section and select the required form.
- f) Boat registration forms must be completed and returned to the RYA a minimum of 7 days prior to the intended first race unless by prior arrangement with the RYA.
- g) A registration fee may be payable to the RYA.
- h) Please contact the RYA for details.
- i) Any change in ownership requires re-registration.

D3.1 The RYA will issue a registration log book which must be presented at race control at the same time as racing licences. The Scrutineer will record details of any damage to the boat sustained at the event in the RYA Boat Registration Logbook. Which will then be returned to the RYA to be recorded on the database before the Registration Log book is returned to the Competitor.

D3.2 If you are racing in an International Class your boat must be measured to ensure it complies with the International Rules. Contact the office and we will guide you through this simple process.

D4 HOW TO REGISTER A PREVIOUSLY REGISTERED BOAT

- D4.1 All boats that are intended to be raced must be registered with the RYA. Registration relates to both the owner and the boat. Any change in ownership requires re-registration.
- D4.2 Boats with canopies must have been measured and must hold a current Measurement Certificate to verify that the canopy is to full 508 specifications.
- D4.3 New competitors may complete an RYA boat registration application form at the race site which will then be sent back to the RYA at the end of the event. Any damage incurred during racing will be recorded in the new logbook which will then be sent to the owner by the RYA. This logbook must be produced at every race prior to being allowed to participate.
- D4.4 Boats previously registered or measured in the case of International Classes must be registered by the new owner with the RYA. Any changes in ownership require a new RYA logbook registration form to be completed. All International

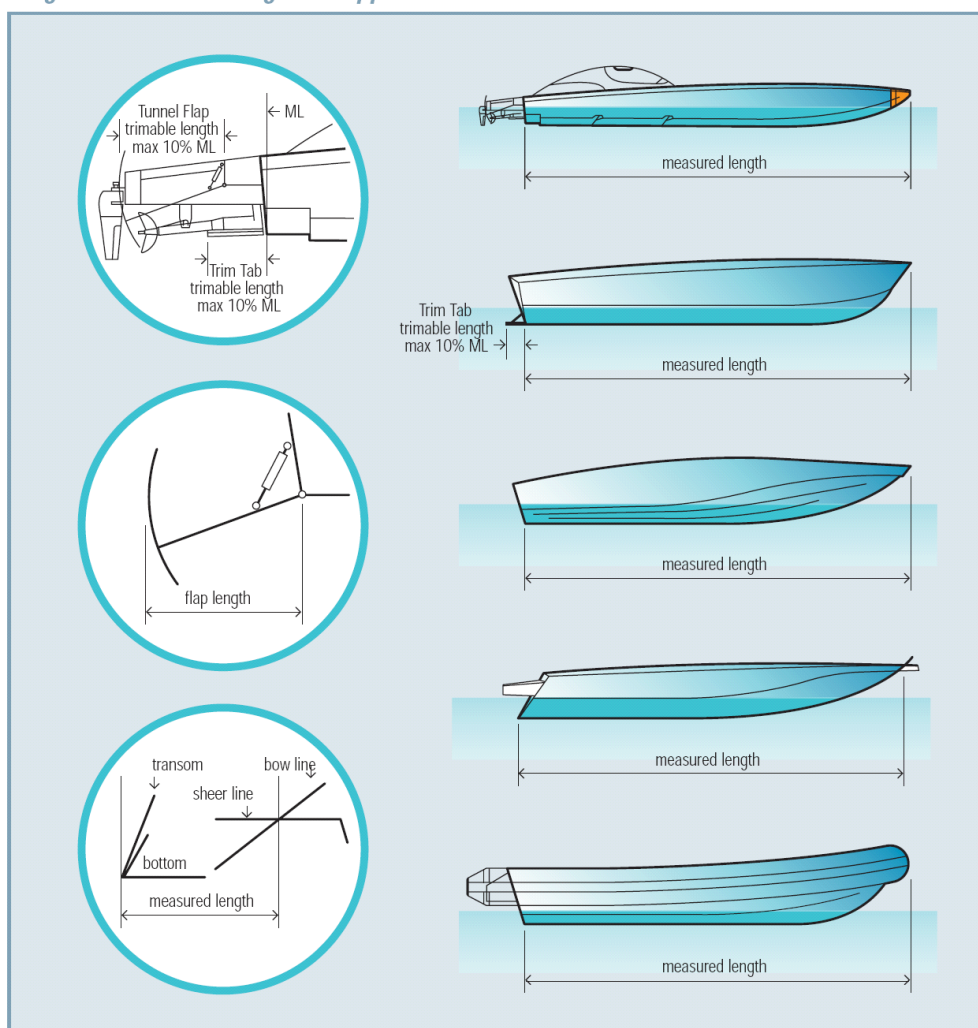
Classes must re new their measurement certificates annually. Follow the procedure above and ensure you allow enough time for the paperwork to be processed and where necessary the boat measured.

- D4.5 All Measurement Forms and Registration applications must be received correctly completed at least 7 days prior to the licensee's first intended race.

D5 LENGTH MEASUREMENT

The length must be measured between the perpendiculars of the external moulded length of the boat, taken at the extreme bow and the rear most planning surface (the rear most part of the keel) including all hull planning steps (regardless of height), but excluding trim tabs, either fixed or movable.

Length measurement diagram – Appendix 4



Offshore UIM rules nos. 501.11,721,732

D6 ENGINE HOMOLOGATION PROCEDURE

- D6.1 Competitors are advised that engines used in any RYA or UIM classes must comply with Class rules. It is the competitor's responsibility to ensure that this rule is complied with at all times. Failure to do so may lead to disqualification from the race or race series.
- D6.2 Competitors racing in International Classes are further reminded that their engines **MUST** be homologated by the UIM and recorded on the UIM web site or official listing and the homologation number noted on the boats measurement certificate. Engines not listed on the UIM official list must not be used at International events. If a competitor wishes to apply for a new engine or model to be homologated for a particular class the following process must be adopted: Contact the RYA stating the make and model of the engine and racing class in which it is to be used. Engine homologation information can be found on the UIM website uimpowerboating.com
- D6.3 The RYA will advise whether it is already homologated or if a new homologation is required. Check that the engine hp/cc is within class limits and ask for a homologation application form, complete this form and return it to the RYA. The RYA will notify the UIM and arrange for an engine inspection to be carried out. Once this has been completed the UIM will place the homologation application before the relevant UIM Commission who will consider the application. This process is lengthy and can take many months, sufficient time must therefore be allowed when making such applications.

E GENERAL RULES: BOATS AND EQUIPMENT, ENGINES & SAFETY

GENERAL RULES: BOATS AND EQUIPMENT

E1 TOWING CLEAT AND EYES

- a) Towing cleats and eyes shall be of adequate construction and strength for the boat to be towed when waterlogged, and shall be securely fixed to the main hull structure, not merely to the deck.
- b) For multihulls a towing eye must be fitted to the under part of the tunnel, centreline at one third of the distance aft from the front edge of the tunnel. This hook must be easily accessible for attaching a line during recovery of the boat in the event of a capsize. The hook is to be fitted on a reinforced area designed for the purpose of towing a water laden hull.

E2 SHARP EDGES

All sharp edges must be adequately protected or removed.

E3 HOW TO APPLY RACE NUMBERS TO YOUR BOAT

- a) Numbers shall be painted in waterproof black paint on a yellow or white background or be made of black coloured self-adhesive materials of adequate strength. No number may begin with a zero. All numbers shall be plain upright and clearly visible at all times.
- b) The numbers shall be painted so as to be clearly visible from both sides and from above. Those on the beam shall be placed on the forward half of the boat.
- c) Those numbers displayed on the foredeck and on the underside of a tunnel shall read correctly from the transom and both class letter and number shall be underlined by a black bar. If displayed on the afterdeck, the number shall read correctly from the transom and must be underlined by a black bar.
- d) Boat race numbers must also be displayed on the right side of the trailer aft of the hitch.

E4 STEERING AND CONTROL CABLES

- a) All steering system components, control cables, linkages, quadrants and any fitting within the steering system must be in good condition, secure and fit for purpose. Mounting bolts must be secured with lock nuts or pins.
- b) Outboard engines, out drives and rudders shall operate with full and free movement but there must be no undue degree of play.
- c) Hydraulic steering helm units, ram cylinders, hoses and unions must be free of leaks and adequately protected.
- d) It is not acceptable to have single push-pull steering on outboard engines.
- e) Boats with more than one outboard engine or outdrive must have a properly engineered tie-bar system.

E5 SEATS

All seats fitted must be secure and fit for purpose.

E6 STRUCTURAL STATE

It shall be the competitor's responsibility not to offer for scrutiny a boat that has any structural or mechanical defects.

E7 DECKS

Decks must be able to bear the weight of a 100 Kg person standing at any point and must have sufficient hand holds of adequate strength.

E8 WINDSHIELDS/WINDSCREENS

- a) Must be well secured.
- b) Must be of non-splintering material. The use of glass for windscreens is forbidden except where they are made from toughened glass or laminated.
- c) Must be masked by rubber or plastic on any bare edges.
- d) Must not be so designed that it would restrict the driver from being ejected.

E9 FUEL

The only fuel to be used must have the same characteristics as the fuel commercially available to the general public as dispensed from roadside pumps or marine fuelling facilities. No additives other than lubricating oil are permitted.

E10 FUEL TANKS AND LINES

- a) Shall be secure in all directions, in good condition and shall not leak.
- b) There must be an easily accessible means of shutting the fuel supply off from the tank(s). When additional electric pumps are fitted to the fuel supply of outboard motors a fuel cut-off switch for the pump must be fitted within easy reach of either crew members. The position of the fuel cut-off switch must be clearly marked.
- c) Boats must have suitable arrangements for filling and venting which are not close to any hot equipment such as exhaust manifolds. All boats must have fuel venting capabilities outside of the crew containment area.
- d) The fuel tank or tanks must be grounded to enable the discharge of static electricity, excluding rubberised bladder tanks.

E11 FORWARD AND REVERSE GEARS

All craft must be able to be manoeuvred ahead and astern by means of the main propulsion system and have neutral capability operated by controls at the driver's position.

E12 THROTTLE CONTROL

Foot throttle (if fitted) must be properly connected, work freely and must not be in a position where it can be fouled. It shall quickly return the engine to idling speed when released.

E13 BATTERIES

- a) Batteries shall be secured with fittings sufficiently strong to withstand any anticipated shock or inertial force and housed in ventilated compartments and mounted upon a secure and solid platform.
- b) Be free of corrosive leaks and well maintained to the satisfaction of the scrutineer.
- c) The positive terminal of all batteries shall be protected against accidental contact.
- d) Shall be fitted with a clearly marked battery isolation switch in the positive/negative supply line.

E14 BILGE PUMPS AND BAILING

- a) There shall be at least one manual bilge pump fitted to the boat. The number and capacity of pumps installed shall be appropriate to the size of the boat.
- b) All bilge pumps shall be in proper working order and secured to the boat.
- c) It is advised that a bucket with lanyard is carried.
- d) It is also advised that an electric bilge pump is fitted.

E15 ANCHOR AND LINE

The anchor shall be of a size and strength appropriate to the length and weight of the boat. An anchor line of at least 25 metres in length shall be carried. Unless otherwise stipulated in Race Instructions.

GENERAL RULES: ENGINES

E16 ENGINE ELIGIBILITY

- a) It is the Race Committee's duty to decide upon competitors' eligibility and as to whether boats and engines conform to the rules. If a Race Committee decides to check an engine in order to verify its eligibility, the cost shall be borne by the competitor if the engine fails the eligibility check otherwise the cost will be borne by the race organiser.
- b) When a competitor raises a protest against another competitor over the eligibility of an engine, and in order to prove this eligibility an engine is required to be checked, then the costs involved are to be borne by the losing party. This means that following a protest, if the engine is found to be illegal the protestee shall pay for the checking. If however, the engine conforms to all the rules then the cost of checking shall be borne by the protestor.
- c) The National Authority may appoint a number of engine inspectors who can attend any engine inspection or carry out their own checks with the Chief Scrutineer at any event.

E17 ENGINE CUT-OFF

- a) Engine cut-off device (“kill switch”) for connection to driver and co driver is mandatory. One switch with a dual connection cord is permissible however each cord must be independently linked to the switch.
- b) An additional connection cord and clip (one per switch) to allow the engine to be restarted is mandatory
- c) Any kill switch connection cord must not exceed 120cm. This applies to all crew members.

KILL SWITCH CONNECTION CORDS SHALL BE ATTACHED TO EACH CREW MEMBER BEFORE THE ENGINE IS STARTED AND AT ALL TIMES WHEN THE BOAT IS RACING, TESTING, PRACTICING or UNDER THE DIRECTION OF THE START BOAT.

E18 ENGINE MOUNTING

- a) Mounting brackets and clamps must be secure and in a satisfactory condition and attached to the transom with at least four bolts pinned or lock-nutted to the satisfaction of the scrutineers.
- b) Engine mountings must be sound, and the mounting bolts securing to the hull must be pinned or lock-nutted to the satisfaction of the scrutineers.

E19 ENGINE WELLS – OUTBOARDS

All holes cut into the bulkheads of the engine mounting structure for the purpose of passing control cables, etc, must be watertight and must be as high as possible and must be above the level of the lowest point of the transom cut-out.

E20 ENGINE HAZARDS

The engine must be free of dangerous corrosion, oil or fuel leaks or excessive heating likely to be a fire hazard or a danger to any adjacent structure.

E21 REFER TO MARATHON RULES SHAFT GAURDS AND ENGINE COMPARTMENTS UIM 704.2

E22 UIM 735.12 TWIN INSTALLATIONS

When twin engines of the outboard type are installed, but the particular type is not available with opposite hand propeller rotation, it is permitted to modify the drive of one unit to obtain contra-rotation provided that:

The standard underwater unit casing is retained

The final propeller ratio to the crankshaft in unaltered.

It is also permitted to change the rotation of one unit if an alternative opposite hand rotation underwater unit, or a kit of parts to modify the unit is offered by the manufacturer or his concessionaire. In that event the gear ratio of the single altered engine may vary from standard provided it is an incorporate part of the alternative unit or kit.

E23 PROPELLER SECURITY

It is the responsibility of the competitor to ensure that the propeller or propellers are sound; particularly at the blade roots and that it/they are securely locked by the propeller nut(s).

GENERAL RULES: SAFETY

E24 EQUIPMENT & SAFETY

All safety equipment must be carried on board and fixed/stored to the Scrutineer's satisfaction.

E25 FIRE PREVENTION

All boats are recommended to carry 1 x 2kg or 2 x 1kg dry powder fire extinguisher/s readily accessible to the crew. Maintenance at manufacturer's recommended intervals is required, and evidence that this has been carried out should be available. All fire extinguishers where fitted must be fully charged and in date.

E26 FIRE PREVENTION INBOARDS

In addition to the above all boats with inboard engines must carry a fixed automatic fire extinguishing system. This system must be properly installed and engineered. Maintenance at manufacturer's recommended intervals is required, and evidence that this has been carried out must be available.

All fire extinguishers must be fully charged and in date.

E27 EXHAUST SYSTEM FOR INBOARDS

- a) The Exhausting of gases must be designed in such a way that the driver and his crew are protected against the dangers represented by these gases. Carbon Monoxide sensors and alarms must be fitted in all canopied boats.
- b) The engine exhaust manifolds, pipes and exhaust driven turbines from the engine outlet to the point of exit must be water cooled by jackets or shielded. The external surface of the shield must not exceed 150°C at any time. The exit must be located in such a position whereby the crew cannot be affected by exhaust fumes.
- c) It is acceptable for a short pipe length not exceeding 3cm in length and connecting the exhaust piping to the cylinder block or between the different sections of the piping or the connection with the turbine supercharger, or the interruptions necessary for the supercharger, need not be cooled.

E28 BUOYANCY

It is highly recommended that all race boats carry additional buoyancy to minimise the possibility of sinking if holed.

E29 PROTECTIVE HELMETS

- a) Unless otherwise stated at the briefing, protective helmets must be worn by all persons on board at any time when the boat is on the plane during the journey to and from the race and during racing and practice or testing. Helmets may be removed during the race if the boat is adrift or at anchor with engines stopped or idling.
- b) It is mandatory to wear a helmet made to a minimum standard to include UN ECE22-05 or Snell M2000, or M2005 or Snell SA2000 or SA2005. Helmets must have temple protection and must be coloured fluorescent orange, fluorescent red, fluorescent yellow or international orange colour. These helmet Colours must be bright enough to be clearly visible in the water. Helmets must have the boats race number provided on the top and to be easily read from behind. Minimum height of 7.5cm (75mm). This can either be painted in black or with the use of adhesive tape.
- c) The efficiency of a helmet is the sole responsibility of the wearer. Chin straps must be in good condition and operative. Helmets must be devoid of dents or splits.
- d) Helmet visors must be in good condition and devoid of cracks and easily detachable (i.e. not bolted down).
- e) The RYA recommends that full faced helmets are used at all times where practical, Open-faced helmets are permitted unless otherwise stated in Class Specific Rules or Race Instructions.
- f) Hard hats or racing helmets must be worn at all times in the craning area. All helmets will be inspected at the start of each season and providing they comply with the above requirements, the RYA scrutineer will issue a dated sticker which must be attached to the helmet. Please note, only RYA approved stickers will be accepted.

E30 PROTECTIVE HELMETS FOR JUNIORS UNDER 18YEARS

- a) For children under the age of 18years it is mandatory that helmets conforming to Snell FIA CMR/CMS 2007 are used.
- b) These helmets must not be used by competitor's age 18 years and over & must conform to all other rules such as colour etc. as specified above.
- c) Competitors under the age of 18 with a head circumference of more than 60cm must contact the RYA for further advice.
- d) The efficiency of a helmet is the sole responsibility of the wearer
- e) Chin straps must be in good condition and operative.
- f) Helmets must be devoid of dents or splits.
- g) Helmet visors must be in good condition and devoid of cracks and easily detachable

- h) The RYA recommends that full faced helmets are used at all times where practical. Open faced helmets are permitted unless otherwise stated in Class Specific Rules or Race Instructions.
- i) All crew must each have their own hard hat or racing helmet, to be worn at all times in the craning area.

E31 RACING VESTS AND LIFE JACKETS

- a) Racing Vests must be worn at all times by all persons on board whilst on the water.
- b) The efficiency of a racing vest is the responsibility of the wearer, but the following racing vest conditions must be complied with:
- c) All vests must have an inherent buoyancy of at least 100 Newton and shall be fitted with collars.
- d) Lacing ties and/or straps shall be adequate and in good condition. All straps shall be at least 40mm wide and have a minimum breaking strain of 500kg. There must be lifting straps at the front or on the shoulders.
- e) Zips are not permitted as the sole means of fastening a racing vest. Where zips are used as an ancillary means of closure they must be in working order.
- f) Tears or rips or bad repairs through which buoyancy material may leak out are not permitted.
- g) Vests must be orange, red or yellow.
- h) Vests must have a lifting eye or strap attached to the main harness
- i) Vests must not be able to ride up over the wearer's head, and must be secure to the body.
- j) The disposition of the solid buoyancy must be such as to ensure that an unconscious person will float face up in the water
- k) The vest must have impact protection material covering the back.
- l) Some event organisers may give dispensation to the full requirements above when boats with less than 90 hp are being raced. Contact the Club Race organiser for details.
- m) Examples of the type of jacket that comply with the above are the Hutch Wilco or Grabner, Formula, Aqua Stop racing vests. Please contact your National Authority for additional information if you are unsure of the type of product that is acceptable.

E32 PROTECTIVE CLOTHING

Overalls – All crew members whilst racing must wear suitable protective clothing that covers the torso and all limbs to the wrists and ankles. It is highly recommended that overalls comply with current FIA regulations and are cut resistant.

Protective clothing used must be durable enough to provide bodily protection and it is recommended to be fire retardant.

RYA scrutineers will check that overalls and clothing comply with these requirements.

E33 WHISTLE, FIRST AID COMPRESS & KNIFE

All crew members must carry a whistle and first aid compress, both of which must be attached to them whilst racing, and each crew member must carry a sharp knife in a protective sheath. Unless otherwise stipulated in Race Instructions.

E34 FLARES

The organising club must, stipulate in race instructions the minimum number / type of flares that shall be carried. This number may be zero

E35 RETIREMENT FLAG

All boats shall carry an orange rectangular flag of a minimum size of 0.60m x 0.40m as a means of declaring retirement from a race, and the means of maintaining it aloft where it can best be seen. Retirement flags are to be kept aloft at all times once retired if practical, so as to distinguish retired craft from those still racing.

Once a boat has retired it cannot, under any circumstances, continue or re-start Racing.

E36 CHARTS

Competitors may be required to carry a current chart or charts of the course during the race unless otherwise stipulated in race instructions.

E37 COMPASSES

A compass must be carried. Unless otherwise stipulated in the Race Instructions.

F GENERAL RULES: RACING

F1 PRE-RACE DECLARATION FORM

All drivers and crew members shall sign the National Authority indemnity form which shall be made available by clubs. On signing on all competitors must produce the relevant class specific paperwork, including Class Licence, Measurement Form/ Log Book and a copy of Race instructions.

F2 IDENTITY TAGS

All Driver and Co-Drivers will be issued with waterproof temporary identification, with full name clearly noted, which must be worn on the right wrist at all times during racing or testing.

These identification tags may be collected at the boat retrieving ramp/crane area after the final race to validate the driver/crew/boat combination.

F3 RACING REGULATIONS

- a) The driver accepts responsibility for eventualities that may occur as a result of entering a race. It is the driver's sole and ultimate responsibility to decide whether or not to start or continue in a race once passed scrutineering
- b) It is forbidden to start the motor with the propeller rotating in the air.

ALL SMOKING OF ANY TYPE IS PROHIBITED IN THE PIT AREAS.

Adequate signs will be posted to this effect and the rule will be rigorously applied by pit marshals.

F4 MEDICAL EXAMINATION/ ALCOHOL & DRUG TESTING

4.1. Any competitor refusing a medical examination when required to attend by the Medical Officer, OOD or Rescue Officer following an incident or accident will be disqualified from the day's events.

4.2. The RYA Commissioner or OOD may ask the Medical Officer or Paramedic, present at a Powerboat Racing Event, to submit any driver, crew member, mechanic or race official entered or working in that event, to a Physical, Alcohol or Drugs test at any time during the event. The Medical Officer shall carry out a breath or saliva test as appropriate. Anyone refusing any test shall be suspended by the OOD from the event and reported to the RYA. When, in the opinion of the Medical officer a competitor or official's judgement is affected by drugs or alcohol, the OOD excludes the competitor or official from the event and reports the findings to the RYA.

An appointed Race Official may also conduct alcohol and drug tests.

4.3. Drivers, officials and crew members found to have more than 0.10 micrograms of alcohol in 100 millilitres of breath (0.10 on the analysing machine) will be immediately disqualified or suspended from the day's events. Further Disciplinary action may also be taken.

4.4. The disqualification or suspension will only be relevant for the day that the test was carried out and you are free to re-join the competition for any remaining days providing you show the correct alcohol reading when tested.

BANNED SUBSTANCES AND BANNED METHODS

Banned substances and banned methods

4.5. A competitor must not take a substance and must not use a method banned by the current edition of the World Anti Doping Agency (WADA) list of Doping Classes and Methods. This is available from the RYA by written request or viewed on the WADA website www.wada-ama.org.

4.6. Doping Control is governed by the UIM Anti-Doping Regulations, which are available from the RYA by written request or viewed on the UIM web site www.uimpowerboating.com.

4.7. No competitor may protest another competitor for an infringement of this rule.

DOPING CONTROL IN THE UK

4.8. "UK Anti-Doping" is the national authority on anti-doping and information relating to this can be found on www.ukad.org.uk "UK Anti-Doping" can test competitors at random without the prior consent or permission of the RYA.

4.9. The RYA can also approach "UK Anti-Doping" and request they carry out tests on competitors. A comprehensive and informative document entitled "Athletes Guide Edition 5" is available from WADA, which contains detailed information on the current list of prohibited drugs. This can be obtained from www.wada-ama.org.

4.10. Competitors taking drugs for medical reasons that contravene the list of prohibited substances are required to carry a Therapeutic Use Exemption (TUE) form detailing the medication being taken, prescribed or non-prescribed. The TUE Form is available from the RYA. It will also be enclosed with all Licence Application Forms.

PENALTIES

Anti Doping violations when proven are subject to fixed penalties, which, in the case of a first time offence, is suspension from the sport for 2 years.

F5 SCRUTINEER'S INSPECTIONS

- a) Scrutineers will use current Scrutineering Sheets from the RYA. The 2014 Class specific scrutineering sheets are included in the class specific rules. Competitors should ensure that they comply to the requirements of this document prior to scrutineering at events.
- b) Scrutineering does not constitute a condition survey of the boat.
- c) The scrutineering sheet may not necessarily cover every item that a scrutineer may wish to check on a particular boat nor does every item necessarily refer to every class of boat. A scrutineer shall reject a boat if it does not comply with all of the requirements of the organiser or the National Authority. The scrutineer shall refer any non-compliance to the Race Committee. Any decision related to eligibility shall be made in good time before the start of the race.
- d) Any incomplete entry may, at the scrutineers' discretion, be put back to be re-examined later if time permits.

F6 CRANAGE, LAUNCHING AND RECOVERY

- a) No boat will be lifted by crane unless fitted with a minimum of three lifting eyes suitably engineered to withstand lifting the boat fully equipped and fuelled with an adequate safety margin preferably to be able to lift if full of water. If slings are used, ideally with spreader bars, boats are lifted at the owner's responsibility. All strops and slings must be certificated (in date to comply with current legislation) and adequate for the boat's weight within the SWL of the strops and slings.
- b) Boat owners are responsible for the correct positioning of the slings or strops on their craft whilst launching or recovering by crane. It is strongly advisable that strops positions are marked clearly on the craft.
- c) Boat race numbers must also be displayed on the right side of the trailer aft of the hitch.
- d) No persons are allowed on board whilst craning.
- e) Boats being craned must not pass over the head of any person or another boat.
- f) Everyone operating in the craning area must wear either a hard hat or a racing helmet at all times.

F7 DRIVER'S BRIEFING

- a) Race boat driver & co-driver shall 'sign in' to signify their attendance prior to the start of the briefing.
- b) Failure to sign in at the time requested by the organiser may result in a penalty or disqualification which is at the discretion of the organising body.

F8 VALID STARTERS

An entry accepted by the Organisers and having satisfactorily completed scrutineering, attended all required briefings and then crossed the start line as described in the racing instructions at the prescribed time, under the starting arrangements specified by the race programme or at drivers' briefing, is considered to be a valid starter.

F9 MINIMUM VISIBILITY

There must be at least one nautical mile visibility over the entire race course and there must be no forecast or other reason to believe that there will be any lesser visibility on any part of the course or its vicinity throughout the expected duration of the race.

F10 PROCEDURE FOR STARTS

- a) Competitors must proceed to the Muster area as directed by race instructions and at drivers briefing.
- b) Once in the muster area, boats must be off plane (bow down, no wake) and must circle in a counter-clockwise direction.
- c) The start chute, between the muster area and the first turning mark must be straight, be adequate for the number of starters and be kept clear.
- d) Two minutes before the start of the race, the start boat will raise and continue to display a yellow flag. This indicates the commencement of the start procedure. The start boat will then proceed across the start chute between the fleet and the first race mark and then return across the start chute. When the start boat has crossed the start chute for the second time, it will turn and begin its start run towards the first race mark – see diagram 1.
- e) The start boat may begin crossing the start chute in either direction. This will be detailed in the drivers' briefing.
- f) All race boats may then begin their start run towards the first race mark.
- g) Race boats must observe a safe spreading distance of at least 3 metres between boats and no boat shall run directly behind the stern of the start boat or closer than 30 meters – see diagram 2.
- h) When the starter is satisfied that all boats are in an acceptable racing line and proceeding at a suitable speed, the green flag is raised and the yellow flag lowered simultaneously.
- i) The raising of the green flag determines the actual start except for time keepers.
- j) When the start boat raises the green flag, the distance to the first turn mark must be at least one nautical mile.
- k) For time keepers, the official start is when the leading boat crosses the start line unless otherwise designated in racing instructions.
- l) If at any time during the start procedure (prior to the green flag being raised) a red flag is raised, the start has been aborted and all boats must return off plane to the muster area for restart or follow specific instructions of the start boat.
- m) A boat that is in the muster area but is unable to start for any reason must not interfere with the start. The boat must go to one side of the chute and request permission to start from the OOD before commencing its start.

- n) Late starters are only permitted at the discretion of the OOD. Alternative instructions for late starters may be given in the Race Instructions and by the OOD at the drivers' briefing
- o) It is recommended that the Start boat personnel should be limited to the following: a driver, flag person, flag person assistant and the starter.
- p) Safety takes precedence over racing. Drivers should do nothing to endanger crew, spectators or other participants.
- q) Should sea conditions in the muster area be such that boats ship water when turning while off the plane, the procedure will be modified as follows the start boat will lead race boats to the muster area at which point it will raise a yellow flag, then plane slowly to allow race boats to get on plane safely before accelerating towards the start chute.. Race boats will follow the start boat at the 30 metres minimum safety distance until the raising of the green flag.

Diagram 1 Start procedure, yellow flag

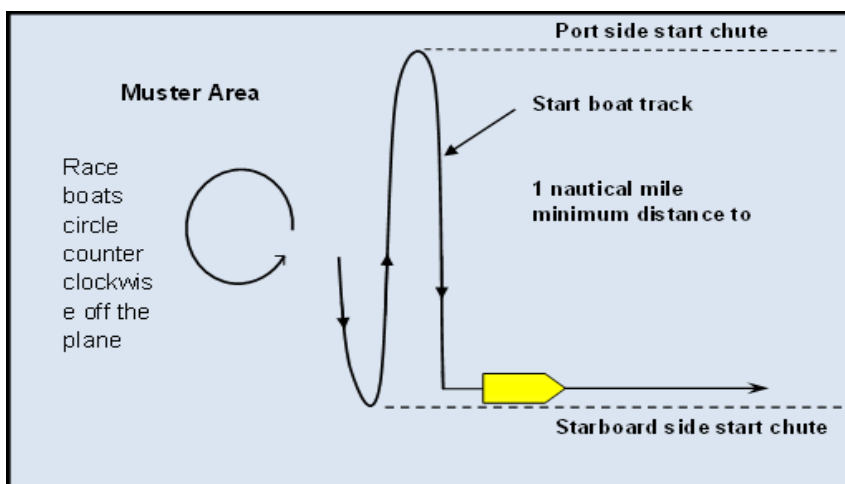
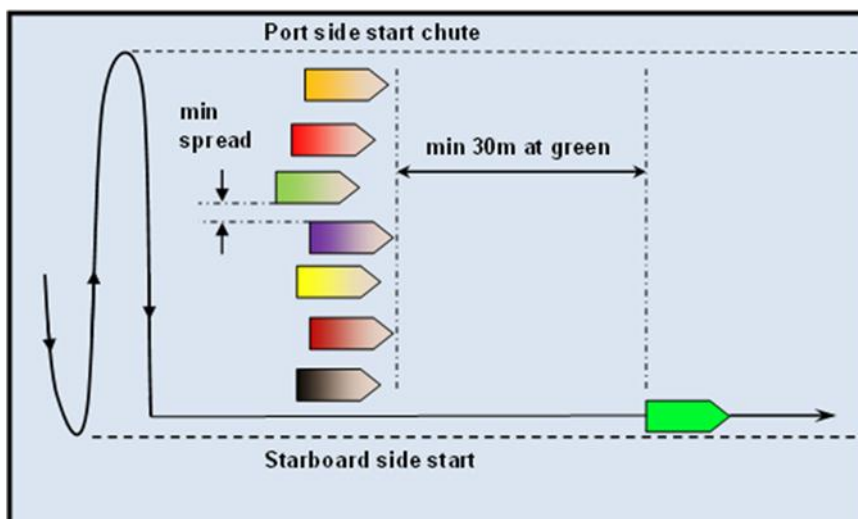


Diagram 2 – Start procedure under green flag



F11 STANDING STARTS/OFF THE PLANE ROLLING STARTS

Competitors are advised that standing starts or near standing starts may be used at some venues, full details of these procedures will be included in Race Instructions and given at Drivers briefing

F12 TURN MARKS

- a) All marks will be laid in the approximate positions referred to in the race instructions. It is the competitor's responsibility to drive close enough to the course marks to ensure that they have been seen to pass them correctly.
- b) The Event Race Instructions will specify the colour and shape of the course marks.
- c) If a boat hits a turn mark – A Yellow Card penalty may be applied.
- d) If a boat destroys a buoy or cuts the securing line – A Yellow Card may be applied.
- e) If a boat damages a buoy a fine will be applied.

F13 MISSING MARKS

Should a mark go missing, the driver must pass through the approximate geographical position referred to in race instructions.

F14 MISSED MARKS

A competitor must NOT return to a missed mark. The competitor must continue to follow the designated course passing all remaining marks correctly. Dangerous driving resulting from missing marks will result in further penalties. A time penalty will be applied for all missed marks as described in Race Instructions

F15 STOPPING THE RACE

In case of force majeure or an accident, the race may be stopped by waving red flags. This signal will be given from all official boats.

On seeing red flags, boats shall stop racing immediately, reduce speed to less than 10 knots turn into the centre of the course and await further instructions or as described in race instructions or drivers briefing. If the race is re started the procedure identified in F10 will be followed in the event of the race being aborted by the use of the Red Flag procedure, the finishing positions will be taken as at the last passing of the Finish line. Any boat deemed to be the cause or a contributory factor in the race being aborted will be disqualified.

F16 FINISHING THE RACE

- a) When the leading boat completes the course and crosses the finishing line, the chequered flag will be waved. It designates the 'winner' of the race and the start of the finish procedure of the race.
- b) The chequered flag will also be given to all subsequent boats that cross the finish line after the first boat.
- c) Boats shall not begin a new lap if they cross the finish line after the leading boat has taken the chequered flag.
- d) A boat shall be timed for completing a race when her bow crosses the finishing line.

- e) All boats crossing the finishing line after the 'winning boat' will be classified as having finished the race.

F16.1 Upon completion of a race, a boat shall;

- a) Turn in to the centre of the course, or as specified in race instructions or at drivers briefing.
- b) Conform with the International Regulations for Preventing Collisions at Sea.
- c) Not hinder other boats that are still racing and await escort back to the Wet Pits if stipulated at drivers briefing.
- d) Time Limit: All boats have a maximum of 15 minutes from the time the winning boat crosses the finish line to complete their final lap, unless otherwise stipulated in Race Instructions.
- e) Boats will be ranked according to the number of laps completed and then the time it has taken to complete those laps.

F17 CURTAILMENT OF THE RACE

A curtailment decision can be made at any time during a race provided the curtailment is signalled on the Start/Finish line to the leading boat. The leading boat shall then stop racing immediately. All other boats shall stop racing when they next cross the Start/Finish line. Details of curtailment flags will be found in race instructions.

F18 RETIREMENT PROCEDURE

On retiring from a race, boats display an orange flag when practical to do so until the boat has been recovered from the water. The crew should attempt to contact Race / Safety Control immediately by radio and inform them of the boat's retirement. If radio communication is not possible, the nearest Safety/Patrol boat should be informed.

F19 OUTSIDE ASSISTANCE

No outside assistance (including refuelling) is allowed during a race unless otherwise specified in Class rules

F20 COMPETITORS RESPONSIBILITY ON THE WATER

It is the duty of each crew member to ensure that their boat is driven in a manner that does not compromise the safety of themselves, any other competitor or any spectator. Failure to observe this fundamental rule will result in severe penalties being applied

Powerboat racing is a non-contact sport and crew members will be penalised if contact occurs at any time. A constant look out must be maintained and crews are reminded of the importance of good and efficient communication at all times.

- a) All crew members - It is the responsibility of each crew member to ensure they are fully aware of the consequences of their actions and to anticipate the actions of other boats in their immediate vicinity. All crew members must take any action necessary to avoid a collision at all times, A constant look out must be maintained and crews are reminded of the importance of good and efficient communication at all times.
- b) Rules of the road – Right of way The international Regulations for the Prevention of Collisions at Sea apply at all times between race boats and non-race boats

F21 OVERTAKING

- a) Any overtaking boat must give way to the overtaken boat.
- b) A boat being overtaken must not deliberately alter its course in any way that would hinder the overtaking boat.
- c) An overtaking boat must in all circumstances be prepared to alter its course in order to avoid collision.
- d) During Multi-Class races, boats on the longer course may only pass outside of the boats on the shorter course.
- e) Extra caution is advisable when overtaking canopied boats that may have limited visibility to the rear.
- f) If a boat in consequence of its neglect of any of these rules compels another to foul, it will be penalised.
- g) All colliding boats will be disqualified.

F22 FOULING

Definition of fouling: if any boat by its action collides with another boat or causes another boat to have a collision, or causes another boat to take avoiding action to avoid a collision which may or may not result in that boat infringing another rule. (e.g missing or hitting a mark of the course), they will be penalised.

The following sections are subject to reduced Protest Procedures

F23 MULTI CLASS RACING (MORE THAN TWO DIFFERENT CLASSES)

- a) Multi class racing can incorporate two or more courses
- b) During Multi-Class races, boats on the longer course may only pass outside of the boats on the shorter course. This must be clearly described at drivers briefing
- c) If canopied boats are racing in a mixed class event the OOD must caution all other competitors to be particularly careful when overtaking these boats as vision astern is restricted.

F24 FLAG SIGNALS

Boats must obey all flag signals given by officials during testing, practice and racing. Failure to comply with flag signals may result in a penalty or disqualification.

FLAG	WHERE FLOWN	MEANING
YELLOW	From Start Boat	Start Procedure underway
	From Start/Patrol Boat	Incident in vicinity, proceed with care
GREEN	From Start Boat	Race Start and last lap
RED	From start boat	Start aborted
	From Officials boat	Race stopped
CHEQUERED	At Finish line	Race finished/ curtailed
BLACK	From Start boat	Boat disqualified from race
ORANGE	Flown from competing boat	Retirement
	Waved from competing boat	Urgent assistance required
RYAFLAG BLUE/YELLOW	From official boat	Indicates official boat

F25 YELLOW FLAG

On seeing the yellow flag signal from an official boat, competitors **MUST ACKNOWLEDGE THE SIGNAL** proceed with caution, not overtake other race boats whilst in the area of the incident and keep clear of any danger areas. Any competitor who ignores or abuses the yellow flag signal may be penalised.

F26 RED FLAG

Competitors will be advised at Drivers briefing of the procedure to follow in the event of the above flag signals being used.

F27 BLACK FLAG

- a) Any race boat deviating from the course into restricted areas, or displaying conduct deemed to be unsporting or dangerous by the OOD or Commissioner or Safety Officer will be shown the black flag the next time it passes the start boat and will be disqualified from the race.
- b) Disqualified boats must return to wet pits area as directed at drivers briefing, safely moving off the course and avoiding any interference with the race or other race boats.
- c) Disqualified boats will not be awarded points for that race and may be fined.
- d) Crews disqualified by the OOD, Commissioner or Safety Officer for Dangerous Driving will not be allowed the right of protest.

F28 NATIONAL FLAG

All boats must display their national flag throughout the race. If it is painted on each side of the boat it must be the Union Flag the minimum size must be 450mm x 300mm

F29 DAMAGED BOATS

If during an event a boat is damaged so as to be deemed unfit to race, the Race Organiser will complete the relevant part of the Measurement Certificate/Log Book and give a copy to the competitor. The Measurement Certificate/Log Book will be withdrawn and sent to the RYA. It will only be reissued by the RYA after an inspector has examined the boat to comply with its structural fitness.

F30 RETIREMENT FLAG

All boats shall carry an orange rectangular flag of a minimum size of 0.60m x 0.40m as a means of announcing retirement from a race, and the means of maintaining it aloft where it can best be seen. Retirement flags are to be kept aloft at all times once retired if practical, so as to distinguish retired craft from those still racing. Once a boat has retired it cannot, under any circumstances resume racing.

F31 POST RACE SCRUTINEERING

All safety equipment as required by class rules including engine cowlings must be in place at post race scrutineering.

Post-Race scrutineering will take place at the discretion of the OOD/Chief Scrutineer. Competitors must make their boats available when requested – failure to do so may result in disqualification. The first three boats in each class in any race may not leave parc ferme or crane area without prior permission of the chief scrutineer.

F32 INCIDENT PROCEDURE

In the event of a hazard or incident on the course, the yellow flag procedure will be used to control the fleet. When it is deemed the course is clear, yellow flags will be removed. In the event of a serious incident, the red flag procedure will apply. It is the crew members' responsibility to monitor the all flag signals whilst deployed.

F33 ACCIDENT AID

- a) It is mandatory for the first competing boat to arrive at the scene of the incident to stop and offer assistance if no qualified rescue assistance is present.
- b) Placing and championship points shall be awarded to any boat/driver that stops at the accident and provides assistance. Such placing shall be related to the last confirmed position it held prior to the time of stopping at the accident scene after deleting all non-finishers from the placing list.
- c) However, except in extreme circumstances as decided by the race committee, the boat/driver that gives assistance must, when relieved of their duties by suitable rescue personnel, continue in the race until the completion.

F34 RECOMMENDED RACE DISTANCES

General Rules for Organising RYA National Offshore Races

Lengths of National Races (excluding P750)

Class	Nautical Miles (NM)
Class Marathon/Rib Open	75-180 NM
Class 3C 2/200 hpF2 Rib	60-100 NM
V-24	35-100 NM
F3 Rib	35-60 NM
Class 3A/3B	35-60 NM
OCR	35-60 NM
Club Class	35-50 NM
P1 Superstock	

Race lengths may under special circumstances may be altered but only by the prior agreement of Race Appro

G GENERAL RULES: POINTS AND RESULTS

G1 CONCEPT

The provisional results will be posted within an hour of the end of the races, where possible. The OOD must sign the results and state the time of posting on the provisional results. The OOD will be present for one hour from the time of posting the results to receive any protests. Provisional results will become official one hour after posting provided no protests have been received and all teams are signed off. It is the teams' responsibility to monitor the posting of the provisional results.

G2 RACE POINTS SCORING SYSTEM – ALL CLASSES

- a) Points will be awarded to race boats (regardless of crew embarked)
- b) Points are not transferable into other classes or between boats
- c) No points will be awarded if a boat is disqualified for an infringement of the technical rules
- d) The race points will be awarded as follows unless altered by Race Instructions:

G3 POINTS TABLE:

Position	Points	Position	Points
1 st	400	11 th	139
2 nd	360	12 th	126
3 rd	324	13 th	113
4 th	292	14 th	102
5 th	262	15 th	91
6 th	236	16 th	82
7 th	213	17 th	74
8 th	191	18 th	67
9 th	191	19 th	60
10 th	155	20 th	54

G4 TIED POINTS

In the event of a tie on points, the highest number of wins will decide the Championship. If there is still a tie then 2nd places will be taken into consideration and so on. If this fails to split the tie then the result from the longest race will be taken into consideration and so on. If this fails to split the tie then the result from the first race will be taken into consideration.

H GENERAL RULES – PENALTIES

- a) Yellow and red cards can be given to any crew member by the OOD or the RYA Commissioner.
- b) Up to two yellow cards can be given for each incident of dangerous driving and a red card can be given for any incident of extreme dangerous driving.
- c) A crew member given a red card is immediately prevented from taking any further part in the event and will be referred to the RYA.
- d) A crew member with three or more yellow cards will lose the right to take part in the next event and will be referred to the RYA
- e) All yellow and red cards will be confirmed in writing and will be posted with the results.
- f) Any crew member issued with a yellow or red card has sixty minutes from the time of posting the results in which to lodge a protest.
- g) The organiser shall inform the National Authority of the crew member. Within three days if any cards are issued.
- h) Each yellow card is valid for 12 months from the date of issue.
- i) Yellow and red cards will be recorded in the Commissioners report.
- j) Yellow and red cards may be retrospectively issued on the evidence of any media/TV footage.

H1 ASSOCIATED ADDITIONAL PENALTIES

In addition to the above, the associated additional penalties listed in the table below will be applied. If the resulting associated additional penalty includes a time penalty, then the appropriate time will be added to overall elapsed race time if the card is given for an on water offence.

Penalty Card	Number of offence	Associated Additional Penalty
Yellow	First yellow	1 minute penalty
	Second yellow	2 minute penalty
	Third yellow	3 minute penalty
Double Yellow	First double yellow	2 minute penalty
	Second double yellow	4 minute penalty
Red	First offence in calendar year	disqualification from that Event
	Second offence in calendar year	disqualification from racing for the season

H2 STARTING PROCEDURE PENALTY

Penalties for infringement of the starting procedure are as follows, but may be altered in the Race Instructions according to Class specific rules:

- | | | |
|----|---|------------------|
| a) | Failing to respect a safety distance of 30 metres | 3 minutes |
| b) | Turning wrong direction during muster | 1 minute |
| c) | Interference with starting procedure | Disqualification |
| d) | Planning in the muster area | 2 minutes |
| e) | Failure to respect a safe spreading distance | 2 minutes |
| f) | The bow of any boat in front of the transom of the Start boat when the green flag is raised | Disqualification |

H3 Failure To Pay Fines

Any driver/co driver who fails to pay fines imposed by the organising body will be referred to the ORC for possible disciplinary action, this action may also include possible deduction of points or DQ from the race in which the fines were imposed

H4 PROTESTS

Protests between Competitors and between Competitors and Race Officials are part of the sport. They are a valuable method of determining conflicts between parties during an event and seeking clarification of the rules.

H5 EXPENSES

Any fees and expenditure incurred by a Protest on measurement or classification must be paid by the unsuccessful party.

H6 LIABILITIES

No claim for damages arising from an infringement of the Powerboat Racing Rules or the Racing Instructions may be adjudicated upon by any Race Committee, Jury or Appeal Panel, but such a claim shall be subject to the jurisdiction of the courts. The findings of fact and decisions of Juries are relevant only for the purposes of the Powerboat Racing Rules and may not be referred to in any proceedings for damages without the written consent of all the parties to the protest.

H7 AUTOMATIC PENALTIES

Certain UIM rules enable a Race Committee to impose automatic sanctions.

H8 HEARING

A competitor must not be denied the right of a hearing if he believes an injustice has been done.

H9 THE JURY

- a) The Jury, having been appointed by the organising committee, is an entirely separate body from the Race Committee; it cannot be replaced, disbanded or its composition altered. Its decisions cannot be altered by the Event Organiser's.
- b) The Jury must: convene when required and hear properly constituted protests; submissions for redress and submissions from the OOD, Race Committee and RYA Commissioner; decide facts and apply relevant sanctions, and when necessary, submit its case in writing to an Appeal Panel.
- c) Composition: Chairman, RYA Commissioner, when there is one appointed to the event and at least two and at most four other members. The Chairman can be from the organising club. The appointment of the Jury is the responsibility of the organising club. Representatives of other clubs do not have the right to be appointed.
- d) Members should be as broadly based as possible. The Chairman must appoint either a member of the Jury or another disinterested person to be secretary to take and draft the minutes of the meeting. Judgement: Decisions by the Jury shall be reached by a simple majority of vote. In the case of equal votes, the Chairman's vote will be the casting vote.

H10 PROTEST PROCEDURE

- a) The Protest must be in writing on the RYA Protest Form, signed by the Protestor and handed to the Race Secretary.
- b) The Protest must be lodged in time.

- c) The Protest must be accompanied by the protest fee of £100 (unless a lesser amount is specified in the race instructions).
- d) A correctly lodged Protest shall not be refused.
- e) The Protestor cannot withdraw his/her Protest.
- f) The Jury must hear the Protest as soon as practical, immediately if possible, while everything is fresh in the minds of the parties and witnesses and ideally before the end of the event.

H11 PRESENTATION OF THE PROTEST

- a) The Protest must be presented within the following times, unless otherwise stated in the race instructions:
- b) Against eligibility i.e. validity of an entry, or the rules or handicap must be lodged before Drivers' Briefing.
- c) Against other competitors - must be lodged within one hour of the posting of the Protestee's relevant race results.
- d) Against the results - must be lodged within one hour of the time of the provisional results being posted.

H12 REPRESENTATIVES

- a) When the Race Committee is one of the parties, it is normally represented by the OOD or the Chairman of the Race or Organising Committee.
- b) The Protestor must represent himself unless incapacitated.
- c) The Jury must allow an interpreter when appropriate.
- d) The Protestee must be notified promptly.
- e) All parties must be given reasonable notice of when and where the hearing is to take place and that they are expected to attend.

H13 THE HEARING

The Hearing must be held in private and where there are no distractions which could prejudice the proceedings. Minutes must be taken by the secretary appointed by the Jury.

Clear the room of all except the Jury and minute taker.

Examine the Protest which must:

- a) Be on the RYA Protest Form, in writing and signed by the Protestor;
- b) Give the date, time and position of any incident;
- c) Provide a description of any incident with a diagram and any photographic/video evidence where appropriate
- d) State the rule/regulation infringed if known;
- e) Be lodged in time - in very exceptional circumstances the Jury may extend the time allowed for submission.
- f) Be accompanied by the Protest fee of £100 (or such lesser amount as may be specified in the race instructions).

When these pre-requisites have been met the Jury must declare the Protest valid and hear the Protest. When they have not been met the Jury must dismiss the Protest as invalid and return the fee.

When the Protest is valid, call the Protestor and Protestee; both must be present throughout the hearing and questioning of each other and all witnesses.

H13.1 The following procedure should be used:

- a) Read out the Protest;
- b) The Protestor states his/her case;
- c) The Protestor is questioned by the Protestee.
- d) The Protestee may test the Protestors case through questions but must not seek to state the case of the Protestee. It is however, permissible and in cross-protests may be more convenient for the Protestee to defer questions until the case of the Protestee has been stated
- e) The Protestor is questioned by the Jury;
- f) The Protestee states his/her case and is questioned by the Protestor.
- g) The Protestee is questioned by the Jury.
- h) Jury member witness makes his/her statement and is questioned by both parties and the Jury.
- i) Protestor witnesses, are called one at a time, the witness makes his/her statement and is questioned by the Protestor, the Protestee and the Jury. The witness then leaves the room and is not permitted to give any further evidence unless recalled by the Jury.
- j) Protestee are called by the same process as for Protestor.
- k) The Protestor then the Protestee make their final statements and then both withdraw from the room.

The Jury shall have the power to expedite or to adjourn, postpone or suspend the proceedings, where fairness so requires.

When a party fails to attend the Jury must determine the matter using the above procedure appropriate for the absence and with the evidence provided by those attending:

H14 THE DECISION

After discussion, the Jury must decide the facts, state the rules which apply and determine any appropriate penalties. The facts, rules and sanctions must be recorded in writing in the minutes of the hearing by the secretary. The Jury Chairman should then call the Protestor and Protestee and read out the facts, rules and penalties and if requested by the Protestor and/or Protestee provide copies signed by the Jury Chairman.

H15 RE-OPENING A HEARING

A hearing may be re-opened when the Jury decides it may have made a significant error or when material new evidence becomes available within a reasonable time. When a hearing is re-opened, the majority of the original Jury should be present, including the Chairman. Additional Jurors up to the original number and as broadly based may be appointed.

H16 APPEAL

H16.1 THE APPEAL RULES

- a) Parties to a Protest Hearing may not be satisfied with the decision of the Jury in which case they may solely on a question of the interpretation of the rules, appeal to an RYA Appeal Panel.
- b) The Appeal must be in writing and accompanied by the fee of £500 and all relevant submissions.
- c) The parties to the Appeal and those submitting rejoinders are advised to be concise in their statements and to remember it is not the function of an Appeal Panel to seek to establish facts or resolve conflicts outside the racing rules.

- d) An Appeal, once lodged, cannot be withdrawn unless the Powerboat Racing Manager [PRM] receives written notice from the appellant that he accepts the original decision. If the Appeal is withdrawn before the papers are sent to the Appeal Panel, half the fee may be returned, otherwise the fee is not returned.
- e) From the time the Appeal is lodged any penalties imposed by a Jury are suspended until the Appeal is decided. When an Appeal against the removal of points and trophies is dismissed, any points or trophies gained during this period are forfeited.
- f) No parties to the original hearing, witnesses or observers shall be present.

H16.2 COMPOSITION

- a) Three members, appointed by the Chairman of the PBRC and the Chairman of the Sub Committee concerned. All may vote.
- b) The PRM is present to take the minutes and to advise on relevant rules/procedures.
- c) The members must have no 'interest' in the matter to be considered.

H16.3 PROCEDURE

- a) Appeals must be received within ten days by the Race Committee of the event, and at the same time a copy must be sent to the PRM.
- b) Within two working days of receiving the Appeal the PRM must copy the Appeal to the other party who then has ten days from receipt of the Appeal for any rejoinder to be received by the PRM.
- c) The Race Committee must within four days of the expiry date for any rejoinder, send to the PRM:
 - (i) The Protest Form;
 - (ii) Minutes of the Jury hearing;
 - (iii) The official diagram and any other diagrams and photographic and video evidence that were seen by the Jury;
 - (iv) The appellant's additional supporting evidence;
 - (v) Any rejoinders;
 - (vi) The Appellant's Appeal fee.
- d) Race Committees are strongly advised to keep copies of all Appeal papers and evidence sent to the PRM.
- e) Unless there are exceptional circumstances, the Appeal Panel must meet within twenty one days of the receipt by the PRM of notice of Appeal.
- f) **THE DECISION OF THE APPEAL PANEL IS FINAL**

H17 PENALTIES

The RYA may uphold change or reverse the Protest Jury's decision; declare the protest invalid, or return the protest for the hearing to be reopened, or for a new hearing and decision by the same or a different protest.

H18 REDUCED PROTEST PROCEDURE

For certain rule infringements (to see which ones apply see individual rules) a reduced protest procedure may be applied for by a competitor as follows:-

- a) A Reduced Protest Sheet must be submitted to the OOD within 1 hour of the end of the final race of the day in which the competitor takes place.
- b) There will be no protest fee
- c) Once the OOD has read the protest he will discuss the matter with the competitor before carrying out his own investigation in consultation with any witness he deems appropriate.

- d) The OOD will make a judgement which may be to reduce or waive the penalty.
- e) The OOD's decision is final and cannot under any circumstances be appealed against

H19 GROSS MISCONDUCT: ACTION BY PROTEST JURY

- a) A competitor, team member or official shall not commit gross misconduct, including a gross breach of a rule, good manners or sportsmanship, or conduct bringing the sport into disrepute.
- b) Where any member of the protest Jury, from its own observation or a report received from any source, considers that a competitor, team member or official may have broken rule I16(a), the Jury may call a hearing. The Jury shall promptly inform the competitor, team member or official in writing of the alleged misconduct and of the time and place of the hearing. If the competitor, team member or official provides an acceptable reason for being unable to attend the hearing, the Jury shall rearrange it.
- c) The Jury shall conduct the hearing following the same procedures as for Protests. If the Jury decides that the competitor, team member or official has breached rule I16(a) the Jury shall either:-
 - a. Warn the competitor, team member or official; or
 - b. Impose a penalty by excluding the competitor or team member and, where appropriate, disqualifying the boat involved, from a race or the remaining races or all races in the series, or by taking other action within its jurisdiction.
- d) The Jury shall report any penalties to the RYA, the Organising Club, the competitor/boat owner, team member or official and to the national authorities of the competitor/boat owner, team member or official, as appropriate.
- e) If the competitor, team member or official does not provide an acceptable reason for being unable to attend the hearing and does not attend, the Jury may conduct the hearing without the competitor, team member or official being present. If the Jury does so and penalises the competitor, team member or official the Jury shall include in its report to the national authority details of the facts found, the decision taken and the reasons for it.
- f) If the Jury decides not to conduct the hearing without the competitor, team member or official being present or if the hearing cannot be arranged for a time and place when it would be reasonable for the competitor, team member or official to attend, the Jury shall gather all available information and, if the allegation appears to have merit, make a report to the RYA and to the national authorities of the competitor/boat owner, team member or official, as appropriate.

H20 ACTION BY RYA

- a) When the RYA receives any official report alleging a breach of rule I16(a), it may conduct an investigation and, when appropriate, may call a hearing. The RYA may then take any disciplinary action within its jurisdiction it considers appropriate against the competitor and/or boat, or

other person involved, including disqualification (permanently or for a specified period of time) from competing in any event (including National or International events) held within the RYA's jurisdiction.

- b) The RYA shall promptly report a disqualification to the national authority of the person and/or the owner of the boat disqualified, as appropriate. If the disciplinary action taken by the RYA include disqualification from taking part in an International event then the RYA shall promptly report a disqualification to the UIM.

H21 MEDICAL EXAMINATION & ALCOHOL TESTING

It is implicit that any driver, crew member, mechanic or race official entered, working or present at a powerboat event consents to allow the Race committee and/or OOD to:-

1. Request at anytime, any driver, crew member, mechanic or race official entered or working at that event to submit to a medical examination by the Medical Officer (Doctor or Paramedic) present at a Powerboat Racing Event and consents to the Medical Officer giving their Opinion about the fitness to compete of the person to the race committee and/or OOD.

Anyone refusing any examination shall be suspended by the OOD from the event and reported to the RYA Disciplinary Board. When, in the opinion of the Medical Officer the person's ability to perform their role is impaired or where they are a danger to others or themselves, the OOD shall exclude the person from the event and report the circumstances to the RYA Disciplinary Board.

2. Request at anytime, any driver, crew member, mechanic or race official entered or working in that event must submit to a drugs and/or alcohol test (breath, blood, urine and or saliva) which must be administered by an accredited tester and consents to the result being given to the Race committee and/or OOD who will decide whether to allow or disallow the tested person to continue in their role at the event.

Drivers, Officials and Crew Members found to have more than 10 micrograms of alcohol in 100 milliliters of breath (0.10 on the analyzing machine) will immediately disqualified or suspended from the days events.

All relevant drug levels and limits are as published by the World Anti Doping Agency (WADA). See also Rules I20 and I21.

Anyone refusing a test shall be suspended by the OOD from the event and reported to the RYA Tribunal. When, in the opinion of the Medical Officer the person's ability to perform their role is impaired by drugs or alcohol, the OOD shall exclude the person from the event and report the circumstances to the RYA Tribunal.

H22 BANNED SUBSTANCES AND BANNED METHODS

- a) A competitor must neither take a substance nor use a method banned by the current edition of the World Anti Doping Agency (WADA) list of Doping Classes and Methods. This is available from the RYA by written request or viewed on the WADA website www.wada-ama.org
- b) Doping Control is governed by the revised 2009 UIM Anti-Doping Regulations, which are available from the RYA by written request or viewed on the UIM web site www.uimpowerboating.com.

- c) No competitor may protest another competitor for an infringement of this rule.

H23 DOPING CONTROL IN THE UK

“UK Anti-Doping” is the national authority on anti-doping and as such all information relating to this can be found on www.ukad.org.uk “UK Anti-Doping” can test competitors at random without the prior consent or permission of the RYA. Conversely the RYA can also approach “UK Anti-Doping” and request they carry out tests on competitors. A comprehensive and informative document entitled “Athletes Guide Edition 5” is available from WADA, which contains detailed information on the current list of prohibited drugs. This can be obtained from www.wada-ama.org.

Competitors taking drugs for medical reasons that contravene the list of prohibited substances are required to carry a Therapeutic Use Exemption (TUE) form detailing the medication being taken, prescribed or non-prescribed. The TUE Form is available from the RYA. It will also be enclosed with all Licence Application Forms.

H24 PENALTIES

Anti Doping violations when proven are subject to fixed penalties, which, in the case of a first time offence, is suspension from the sport for 2 years.

I RYA NATIONAL CHAMPIONSHIP RULES

I1 CHECK SPECIFIC CLASS RULES FOR UPDATES

For all RYA National Championships to be valid there must be at least 3 boats and 2 boats on the water to start at each event for the Class to be eligible for National Points.

All craft must carry the relevant RYA decals to qualify for RYA National Championship points.

I2 OBJECTIVE

The objective of the RYA Championships is to be able to name, at the end of the season, RYA National Champion Drivers and RYA National Champion Co-drivers/Navigators in the season's RYA specified events. The said Champions will be decided from the results of the current season's designated Championship races. **When the RYA Championships are presumed to be won, the winning boat may have its engine inspected if this is required by the Chief Scrutineer and the OOD**

I3 ELIGIBILITY

To be eligible for the RYA Championships, the competitor must:

- a) All competitors must ensure that they fully comply with the Class rules of the Class in which they intend to participate. Failure to comply with Class Rules will result in disqualification from a race and possibly from the series.
- b) Be in possession of a current Measurement Certificate or Boat Registration Logbook issued by the RYA.
- c) Drivers shall be allowed to change their boats for a different make/model of boat or the same make/model of boat during the season and still retain their points providing they continue in the same class. The RYA must be informed for registration purposes.
- d) Under no circumstances shall a driver revert to his original boat or be granted dispensation against this rule to revert to his original boat.
- e) Boats lost, damaged or destroyed may be replaced with the following proviso:
points scored to date will be credited to the new boat/driver combination provided that the boat is; of the same type and size, uses the same engine manufacturer, has the same type and capacity of engine, and in all other respects, conforms to previous details entered in the Measurement certificate/Log Book of the original boat.
If applicable new or replacement boats must be re-measured and a new Measurement certificate or Log Book created and issued by the RYA. If the above criteria is not complied with, the boat and crew combination is considered a new entry and starts with zero points and the ORC will adjudicate on the qualification.

J POINT SCORING NATIONAL CHAMPIONSHIPS

J1 POINTS SCORING SYSTEM FOR NATIONAL CHAMPIONSHIPS

(also see specific Class Rules)

- a)** Points will be awarded to Driver & Navigator or Driver & Boat Combinations dependant on the championships
- b)** National Championship points will be awarded to boats that have completed 50% of the course distance as detailed in race instructions unless otherwise specified in race instructions
- c)** 1st place 400 points, thereafter each subsequent placing 10% reducing in accordance with the General Racing Rules.
- d)** Points are awarded to all valid finishers.
- e)** Points are not transferable, including across or into other classes.
- f)** No points will be awarded if a boat is disqualified for an infringement of the technical rules.
- g)** Finishers who have missed a mark of the course or have not completed the course as set in Racing Instructions and/or Drivers' Briefing will be penalised in accordance with class specific rules or details in Event Instructions. If a starter is the only starter in a class or sub-division, that starter may be awarded 40 points only.
- h)** Points will only be awarded to boats who have completed the course and taken the Chequered flag or as detailed in specific Class Rules
- i)** If a team cannot compete in a National heat because they are competing in a UIM International event where there is a conflict of dates, the team may be awarded national points for that National heat equal to their average of national points scored to date. See UIM rules on conflict of dates.

K CLUB RACING RULES

K1 CONCEPT

- a) These rules are established to encourage owners of recreational sports boats to compete in club Races and to enjoy powerboat racing in a safe and fair manner.
- b) CLUB Racing is where most people start, this style of racing is designed to encourage new competitors into the sport whilst at the same time allowing RYA Class race boats to compete against each other outside of RYA National Racing series.
- c) Any brand new competitors to the sport will be required to undertake a powerboat race training course which will include a practical on water assessment prior to being allowed to race. This training course can either be taken prior to the event or in some cases the organising club may be able to allow sufficient time for the training to be provided at the event.
- d) New competitors are advised to consult with the RYA or the organising club regarding the suitability of their craft for racing, competitors are reminded that boats that are considered to be unsafe due to excessive overpowering will not be allowed to race.
- e) Competitors are also reminded that they must comply with the safety, technical and administrative rules governing CLUB racing and detailed below.
- f) All competing boats must carry a minimum of two crew members; a driver and a navigator both of which must hold an RYA Powerboat Racing Licence

K2 HOW TO PARTICIPATE

You will need either a boat that complies with an RYA Class and is currently registered with the RYA or a boat that conforms to the requirements of CLUB Racing particularly with regard to its size and horse power. Excessively over powered boats will not be allowed to participate. Check with the RYA Powerboat Racing Department for more information.

A powerboat racing licence available from your local National Authority under their terms and conditions for all riding crew members. All competitors must comply with the following:

- a) To be medically fit to participate.
- b) To be within the age limits set by your local National Authority.
- c) To be aware of the risks associated with powerboat racing and what you may need as an individual to mitigate those risks.
- d) To read and understand the general racing rules, and the Race Instructions – Before competing in the event.

K3 THE RULES

These rules should be read in conjunction with the Race Instructions and any Race Bulletins issued by the organising body in relation to the event.

The Organisers shall judge, in accordance with the current rules, all cases not foreseen or seemingly inaccurately defined. Any driver who infringes any rules will be penalised.

IF THE RULES SAY “YOU CAN DO THIS...”, YOU CAN. IF THE RULES DO NOT SAY YOU CAN DO IT, THEN ASSUME THAT YOU CANNOT UNTIL YOU CHECK

K4 AUTHORITY

The organising body must be an RYA Affiliated Powerboat Racing Club recognised and approved by the ORC to organise and run events.

K5 ENTRIES TO THE CLUB RACES

- a) The dates and venues of all CLUB Races are shown on the RYA Offshore Racing calendar. This is available on the RYA web site at www.rya.org.uk, click on the powerboat racing section at the bottom of the home page and then go to the section entitled power boat racing calendars, check to see who the organising powerboat racing club is and call the club secretary and ask for an entry form. Alternatively you can call the RYA Powerboat Racing Department on 023 8060 4239 or 023 8060 4240 who will be able to provide you with information relating to the next CLUB Race.
- b) If your boat is currently registered with the RYA it will be eligible to compete, if your boat is not registered with the RYA you must ensure that it meets the requirements for CLUB racing and is not excessively overpowered. Contact the RYA office who will be able to advise you on this.

“The Organising body has the right to refuse entry to any boat that they consider unsuitable and/or which does not conform to the requirements of the rules or Classes”

K6 CLUB RACING COURSES

- a) Club Races shall be run within an area extending not more than two (2) nautical miles offshore and not more than ten (10) nautical miles from end to end unless agreed by the RYA Race Approvals Committee.
- b) The minimum lap length required is 3nm for craft up to 2 litre/200hp and 4.0 nm for craft over 2 litre/350hp.
- c) The race distance may not exceed fifty (50) nautical miles in overall length.
- d) The RYA may grant dispensation for these qualifications to be changed in the event of exceptional circumstances. Any changes so made must be approved by RYA Race Approvals Committee.

CLUB RACING CLASSES:

There are four classes defined within these rules Club Championship Class 1, 2, 3, Unlimited / Open as follows:

Club Unlimited / Open Class - Over 350hp – Prefix U-

Club 1 - Up to 350 hp – Prefix 1-

Club 2 - Up to 200 hp - Prefix 2 -

Club 3 - Up to 115 hp - Prefix 3 -

K7 ELIGIBILITY

- a) Organising clubs may restrict the entry or the type of craft eligible. All RYA registered boats may be acceptable unless otherwise specified by the organising club. Current RYA registered boats must conform in all aspects to their National Class Rules
- b) The organisers can restrict the entry to either members of their own club or to members of such other clubs as they choose.
- c) Boats entered that have no previous racing history may be accepted by the Race Organisers provided that the Scrutineer considers that the horsepower of the engine/s is not out of proportion to the comparative build and length of the hull.

K8 CONTROL OF BOAT

- a) Only valid Licence Holders are permitted to control the boat whilst racing.
- b) Boats are ONLY allowed out on the water at the times designated in race instructions or with prior agreement with the OOD. Non-conformance may result in disqualification from the event and/or a fine of £100.
- c) Any team with a crew member competing in his or her first race must display an orange band minimum 150mm wide must be placed around the outboard engine. These teams will be positioned furthest from the start boat during their first four races or at the discretion of the OOD.

K9 RACE ENTRY AND COMPLIANCE

All entries must be made via the Official Entry Form supplied by the Organising Club and all accompanying terms and conditions must be complied with.

K10 RYA SCRUTINEERING CHECK LIST FOR CLUB RACES

SCRUTINEER: _____ EVENT: _____

DATE: _____

	BOAT NO.	CLASS:	✓	COMMENTS
	RULE NOS:			
1		RACE INSTRUCTIONS		
2	E36	CHARTS (**)		
3	E3	RACE NUMBERS		
4	E1	SAMPSON POSTS / TOWING EYE / LINES		
5	E7	DECK AND HANDHOLDS		
6	E28	BUOYANCY (recommended)		
7	E18-E19	ENGINE MOUNTINGS (& well, outboards)		
8	E20	ENGINE HAZARDS		
9	E12	THROTTLE CONTROL		
10	E27	EXHAUST SYSTEM (inboards)		
11	E11	REVERSE GEAR		
12	E10	FUEL TANKS (fixings, lines & earthing)		
13	E13	BATTERY INSTALLATION		
14	E14	BILGE PUMP SYSTEM		
15	E26	EXTINGUISHER SYSTEM (inboards)		
16	E25	FIRE EXTINGUISHER/S (recommended)		
17	E4	STEERING AND CONTROL CABLES		
18	E8-E2	WINDSCREEN / SHARP EDGES		
19	E17	ENGINE CUT-OFF		
20	E5	SEATS, STRENGTH & SECURITY		
21	E37	COMPASS (**)		
22	E15	ANCHOR & ANCHOR LINE (**)		
23	E35	ORANGE FLAG (60x40)		
24	E34	FLARES (As stipulated for event)		
25	E31	RACING VESTS + correct fitment		
26	E29/E30	PROTECTIVE HELMETS + correct fitment		
27	E32	PROTECTIVE CLOTHING		
28	E33	COMPRESS, WHISTLE, KNIFE		
29	F6	LIFTING POINTS & STROPS		

NOTE:

Current RYA registered boats must conform in all aspects to their national class rules. The relevant Class Scrutineering Check Lists should be used in these cases.

Boats with canopies & partial canopies with restraints must have been measured and must hold a current Measurement Certificate to verify that the canopy is to full 508 specification. Check Lists should be used as appropriate

SCRUTINEER *signature*: _____ PBR39A April 2014

(**) UNLESS OTHERWISE SITPULATED IN RACE INSTRUCTIONS

N CLUB RACING SPECIFIC PENALTIES (APPLICABLE IF INCLUDED IN RACE INSTRUCTIONS)

N1 OOD DISCRETION

At the discretion of the OOD, a yellow card penalty may also be applied in conjunction with the penalties listed below. A written penalty notice will be given and the time of the penalty written on the notice.

Smoking in the defined wet or dry pits:	£200 fine
Fuel transfer outside the designated fuelling areas:	£200 fine.
Launching: persons on boats whilst being lifted or craned:	£200 fine.
Failure in launch/ramp discipline; 1. first offence:	warning and/or £100 fine
11.second offence:	£200 fine
Late or non-attendance of prize winners at the prize giving, without previously tendering to Race Secretary:	£150 fine
Not wearing race overalls at podium presentation.	£150 fine
Failure to present engine or craft for technical examination:	Disqualification.
Misrepresentation or providing untrue statements: Disqualification.	Disqualification
Failure to raise and fly retirement flag when able:	£100 fine
Failure to report Retirement to Race / Safety Control:	£100 fine

These penalties are not exclusive and do not protect the offender from further action by the organisers /RYA. Penalties will be applied by the OOD.

N1.1 PROTESTED PENALTIES

Penalties above may be protested. Protests must be lodged within one hour of the penalty being issued.

N1.2 PENALTIES FOR INFRINGEMENT

of the starting procedure in the Club class areas specified in H2 general rules for penalties, but may be altered in the race instructions:

- a) Failing to respect a safety distance of 30 metres 3 minutes
- b) Turning wrong direction during muster 1 minute
- c) Interference with starting procedure Disqualification
- d) Planning in the muster area 2 minutes

OCR RULES & REGULATIONS

INTRODUCTION

01 OCR CONCEPT

These rules are established to encourage owners of recreational sports boats to compete in Offshore Circuit Racing (OCR) in a standard, safe, fair and enjoyable manner. The intention of these rules is to promote club and national racing.

- a) “Offshore Circuit Racing” (OCR) means competitions between Standard Production Monohull Sports Boats on the sea or on open surfaces of water.
- b) There are three categories of OCR boats detailed in these rules. These categories or classes are divided according to the capacity of the engines and the length of the craft. Permission to race in any series is at the discretion of the organisers and they have the right to refuse entry into any series.
- c) The boats must carry a minimum of two crew members; a driver and a navigator.
- d) Permitted modifications to engines are described in these rules.
- e) Safety takes priority over racing at all times.

02 CLASSIFICATION AND APPROVAL OF RACES

- a) The race calendar is co-ordinated and managed by your National Authority.
- b) Races must be approved by your National Authority

03 HOW TO PARTICIPATE

You will need:

- a) An OCR boat that complies with the rules described below.
- b) A powerboat racing licence available from your National Authority under their terms and conditions for all riding crew members.
- c) To be medically fit to participate.
- d) To be within the age limits set by your National Authority.
- e) To be aware of the risks associated with powerboat racing and what you may need as an individual to mitigate those risks.
- f) To read and understand the rules, the Advance Programme and the Race Instructions – the documents that govern the running of an event.
- g) These Class specific rules must be read in conjunction with the General Racing rules contained in this book

O4 APPLICABILITY OF THE RULES

Except where otherwise indicated, the Rules set out below apply to all categories of OCR.

O5 THE RULES

- a) These rules should be read in conjunction with the Advance Programme, the General Racing Rules and any Race Instructions issued by the organising body in relation to the event.
- b) The Organisers shall judge, in accordance with the current rules, all cases not foreseen or seemingly inaccurately defined. Any driver who infringes any rules will be penalised.
- c) IF THE RULES SAY “YOU CAN DO THIS...”, YOU CAN. IF THE RULES DO NOT SAY YOU CAN DO IT, THEN ASSUME THAT YOU CANNOT UNTIL YOU CHECK

O6 AMENDMENTS

Proposed amendments to these Rules shall be considered at one year intervals by the RYA except that amendments relating to safety at an event shall be considered immediately by the event organising body.

O7 ENTRIES TO NATIONAL AND INTERNATIONAL EVENTS

- a) The Organising body has the right to refuse entry to any boat which they consider unsuitable and/or which does not conform to the requirements of the rules. Reasons for refusal shall be submitted in writing. Competitors are required to have an International licence for races outside their own country.
- b) No organising body, organising an approved International race, has the right to refuse the entry of an international driver duly licensed by his own National Authority provided said driver conforms to the rules.

GENERAL EXPLANATION

O8 DEFINITIONS

Measurements shall be taken in units of the metric system to two places of decimals. For the purposes of these rules, an OCR eligible boat is defined as follows:

- I. Race boats shall be that of a similar standard sports/ski type, single hull
- II. utilising a single keel or V section being the lowest part of the hull and be available for racing at a maximum published price of:
- III. A Class finished hull and deck inc UK delivery £8,000 excl VAT
- IV. B Class finished hull and deck inc UK delivery £6,000 excl VAT
- V. At the time of application for registration with the RYA, the race boat will be capable of seating at least four people in the cockpit fore and aft and side by side. Standard race boat production rubbing strips, spray rails, step or pad is

allowable.

Ancillary equipment shall be provided as detailed under these rules, Advanced Programme and the Race Instructions.

DEFINITIONS AND CLASSES

O9 DEFINITIONS

- a) A boat must conform to the OCR Definition (Rule O8)
- b) There must be a minimum of two persons on board the boat during a race.
- c) The classes are divided by hull length and cubic capacity of the engine.
- d) Length is measured as per RYA length measurement, see Section D5

O10 CLASSES

- a) Offshore Circuit Racing shall be sub-divided into three categories according to the engine manufacturers cubic capacity as below:
- b) Any Production Outboard (normally aspirated) which conforms to these capacities will be allowed subject to RYA approval.

Class	Length min	Weight min	Engine capacity
A	5.25m	525kg	1850cc 2 stroke
			2200cc 4 stroke
B	4.70m	360kg	1350cc 2 stroke
			1600cc 4 stroke
C	4.20m	300kg	1000cc 2 stroke
			1200cc 4 stroke

O11 ENTRIES

All entries must be made via the Official Entry Form and all accompanying terms and conditions complied with.

O12 OBTAINING THE BOAT RACE NUMBER

Please contact the RYA for a race number; Your new race boat number MUST be noted in your RYA Registration Logbook.

BOAT AND EQUIPMENT

O13 SEATS

- a) The boat must have a min of two seats of adequate strength and support and must be immovably secure, the positioning in the boat is free. If the fore and aft differential is more than 150mm then the craft is considered to have tandem seating and will be required to have a visual / audible warning device.
- b) An infill behind the front seats is permitted but in the case of tandem seating the infill must start behind the co-drivers seat. It must be at least 40mm below the top of the seat backs and must be securely fitted. All pins and brackets must be removed from the hull/deck following the removal of any infill prior to racing.

O14 INTERCOM

It is mandatory to have an intercom system, between driver and navigator, installed and operational.

O15 RACE NUMBERS AND DECALS

a) RACE NUMBERS

The RYA will allocate a race number to each boat. All class letters and numbers shall be black on a yellow or white background. (In the case of a white boat, the background must be yellow. Yellow boat - background must be white.) There must be at least 25mm of background colour above and below the numbers and 38mm at each side. Numbers must be on both sides of the boat, on the forward half of the boat, and optionally on the fore-deck. Numbers on the fore-deck shall read correctly from the transom.

Numbers and class letters shall measure:

In the case of small boats the dimensions of the race numbers may be decreased, but the maximum use of space available shall be made.

Height	Width	Thickness	Spacing
300mm	200mm	38mm	50mm

The number shall be prefixed by a class letter to indicate the class in which the boat is racing, eg. A1, B2 etc.

Boat numbers shall be displayed on the trailer on the starboard side of the hitch.

b) ADVERTISING

Sponsor decals and application instructions may be issued by the organising body. It is the responsibility of each driver to ensure these are placed on their boat as directed.

- i. Unlimited advertising is permitted on all racing boats, with the following exception:

No advertising (or sign writing of any kind, including the name of the boat) is permitted within 300mm of the racing number in the same plane. Sign writing includes vertical stripes.

No computerised running or slanting numbers (or fancy paint work running up to the numbers) are allowed.

- ii. No owner or crew can be compelled to carry any conflicting advertising whatsoever on their person, clothes or upon the boat that is being raced and his/their refusal to do so cannot in any

way be an obstacle to their participation in any race.

- iii. Political publicity or immoral advertisements are not allowed.

O16 MODIFICATIONS TO ENGINES

The following modifications are permitted:

- a) The propeller may be replaced by any other propeller together with its washer(s) and nut(s).
- b) The steering bar and brackets may be reinforced or replaced as a safety measure.
- c) It is also permitted to modify the standard engine cowling in order to facilitate the fitting of alternate steering assemblies provided that any non-standard openings are sealed so the engine cannot pull in any additional air.
- d) The engine rubber mounts may be changed or substituted.
- e) Blueprinting of the powerhead.
- f) All external studs, screws, nuts bolts and their washers not wholly contained within the powerhead, may be replaced as well as the method of locking them, providing there is no performance advantage.
- g) The use of thrust blocks mounted on the lower unit and / or on the boat is permitted.
- h) Power Trim: a properly engineered system for altering engine trim whilst underway is permitted.
- i) Modifications and minor optional alternatives as listed and priced by the engine manufacturer may be permitted provided they do not affect engine performance, but improve convenience and safety.
- j) Transom brackets may be reinforced.
- k) The fuel connector in the lower cover may be removed and the fuel hose from the fuel tank connected directly to the fuel pump. The remaining void must be sealed to prevent any extra air entering the cover.
- l) It is permitted to drill a 32mm hole in each side of the exhaust leg adjacent to the lower engine mounts, between cavitation plate and top of lower engine mounts.

O17 THE FOLLOWING MODIFICATIONS ARE NOT PERMITTED:

- a) Remote water pick-ups are not allowed.
- b) ECU/PCM's equipped with data memory, must not have the memory erased or modified without the prior permission of the Technical Inspector. Any information sourced by the Technical Inspector from ECU/PCM's race data memory which does not correspond with the technical data declared by the manufacturer in the homologation file will be viewed as reason for disqualification.

O18 UNAUTHORISED CHANGES

Any change or modification that is not allowed for under the rules will result in disqualification from the race.

RACING REGULATIONS

O19 ENGINE ELIGIBILITY

- a) It is the Race Committee's duty to decide upon competitors' eligibility and as to whether boats and engines conform to the rules. If a Race Committee decides to check an engine in order to verify its eligibility, the cost shall be borne by the competitor if the engine fails the eligibility check, otherwise the cost will be borne by the race organiser.
- b) When a competitor raises a protest against another competitor over the eligibility of an engine, and in order to prove this eligibility an engine is required to be checked, then the costs involved are to be borne by the losing party. This means that following a protest, if the engine is found to be illegal the protestee shall pay for the checking. If however, the engine conforms to all the rules then the cost of checking shall be borne by the protestor.
- c) The RYA may appoint a number of engine inspectors who can attend any engine inspection or carry out their own checks with the Chief Scrutineer at any event.

O20 CHAMPIONSHIP SPECIFIC PENALTIES

At the discretion of the OOD, a yellow card penalty may also be applied in conjunction with the penalties listed below. A written penalty notice will be given and the time of the penalty written on the notice.

- a) Smoking in the defined wet or dry pits: £200 fine.
- b) Fuel transfer outside the designated fuelling areas: £200 fine.
- c) Launching: persons on boats whilst being lifted or craned: £200 fine.
- d) Failure in launch/ramp discipline; warning and/or £100 fine
 - I. first offence:
- e) II. second offence: £200 fine
- f) Late or non-attendance of prize winners at the prize giving, without previously tendering apologies to Race Secretary: £150 fine
- g) Not wearing race overalls at podium presentation: £150 fine.
- h) Failure to present engine or craft for technical examination: Disqualification.
- i) Misrepresentation or providing untrue statements: Disqualification.
- j) Failure to raise and fly retirement flag when able: £100 fine.

k) Failure to report Retirement to Race / Safety Control: £100 fine

These penalties are not exclusive and do not protect the offender from further action by the organisers / RYA. Penalties will be applied by the OOD. Penalties (a) to (j) above may be protested. Protests must be lodged within one hour of the penalty being issued.

O21 BRITISH NATIONAL OCR CHAMPIONSHIP

The British National OCR Championship will be decided by the points accrued by the Driver and Boat combination in 75% of the rounds run for that season.

O22 OCR SCRUTINEERING SHEET

SCRUTINEER: _____ **EVENT:** _____
DATE: _____

	RULE NUMBERS FOR NATIONAL CLASSES	BOAT NO:	CLASS:	HEAT NOS:		
	OCR	ITEM:		1	2	3
1	Mandatory	EVENT RACE INSTRUCTIONS				
2	E1	TOWING CLEATS AND EYES				
3	E2	SHARP EDGES				
4	E3	STEERING AND CONTROL CABLES				
5	E4	SEATS				
6	E5	STRUCTURAL STATE				
7	E6	DECKS				
8	E7	WINDSHIELDS/WINDSCREENS				
9	E8	FUEL				
10	E9	FUEL TANKS AND LINES				
11	E10	FORWARD AND REVERSE GEARS				
12	E11	THROTTLE CONTROL				
13	E12	BATTERIES				
14	E13	BILGE PUMPS AND BAILING				
15	E14	ANCHOR AND LINE				
16	E15	ENGINE ELIGIBILITY				
17	E16	ENGINE CUT-OFF				
18	E17	ENGINE MOUNTING				
19	E18	ENGINE WELLS – OUTBOARDS				
20	E19	ENGINE HAZARDS				
21	E22	PROPELLER SECURITY				
22	E23	EQUIPMENT AND SAFETY				
23	E24	FIRE PREVENTION				
24	E25	FIRE PREVENTION INBOARDS				
25	E26	EXHAUST SYSTEM FOR INBOARDS				
26	E27	BUOYANCY				
27	+E28	PROTECTIVE HELMETS				
28	E29	PROTECTIVE HELMETS FOR JUNIOR				
29	E30	RACING VESTS AND LIFE JACKETS				
30	E31	PROTECTIVE CLOTHING				
31	E32	WHISTLE, FIRST AID, COMPRESSION AND KNIFE				
32	E33	FLARES				
33	E34	RETIREMENT FLAG				
34	E35	CHARTS				
35	E36	COMPASSES				
36	O13	SEATS				
37	O14	INTERCOM				
38	O15	RACE NUMBERS AND DECALS				
39		SHIP & OPERATORS RADIO LICENCE				

PBR39C/April 2006/August 2009/April 2011/April 2014

P P1 SUPERSTOCK

CONTENTS

P1.	SPORTING RULES - GENERAL
P1.1	Title & Jurisdiction
P1.2	Officials
P1.3	Competitor Eligibility, obligations & general requirements
P1.4	Registration
P1.5	Championship Rounds
P1.6	Scoring
P1.7	Awards
P2.	SPORTING REGULATIONS - CHAMPIONSHIP
P2.1	Entries
P2.2	Pre Race Declarations
P2.3	Briefings
P2.4	Practice
P2.5	Start Procedure
P2.6	Pole Position
P2.7	Valid Starters
P2.8	Outside Assistance
P2.9	Racing Rules
P2.10	Stopping the Race
P2.11	Incident Procedure
P2.12	Turn Marks and Missed Marks
P2.13	Finishing a Race
P2.14	Curtailment of a Race
P2.15	Retirement Procedure
P2.16	Scrutineering
P2.17	Wet Pits & Dry Pits
P2.18	Designated times
P2.19	Posting of Results
P2.20	Operation of Safety Vessel
P2.21	Craning
P2.22	Flag Signals
P3.	CHAMPIONSHIP PENALTIES
P3.1	Infringements of Technical Regulations
P3.2	Non-Technical Rule Infringements
P3.3	Protests must be submitted in accordance with PB1
P3.4	Banned Substances
P3.5	Gross Misconduct
P3.6	Injured Drivers
P3.7	Identity Tags
P3.8	Issuing Cards And Associated Penalties
P4.	TECHNICAL RULES
P4.1	Introduction
P4.2	General Description
P4.3	Safety Requirements
P4.4	General Technical Requirements & Exceptions
P5.	HULL
P6.	DECK

- P7. ENGINE
 - P7.1 Engine Modifications
 - P7.2 Cowling Modifications
 - P7.3 Inspections
 - P7.4 minimum engine height
 - P8. SEALING
 - P9. WEIGHTS
 - P10. NUMBERS and CHAMPIONSHIP DECALS
 - P11. SAFETY ITEMS
 - P11.1 Painter/Towing Line
 - P11.2 Engine Cut Off
 - P11.3 Seats
 - P11.4 Fuel
 - P11.5 Bilge Pumps and Bailing
 - P11.6 Buoyancy
 - P11.7 Whistle, First Aid Compress & Knife
 - P11.8 Flares
 - P11.9 Retirement Flag
 - P11.10 Protective Clothing
 - P11.11 Racing Vest And Life Jacket
 - P11.12 Fire Extinguisher
 - P11.13 Anchor/Anchor Line
 - P12. PROPELLERS
 - P12.1 Allocation of Race Propeller
 - P12.2 Issuing Race Propellers
 - P12.3 testing/training propellers
 - P12.4 damaged allocated race Propeller
 - P12.5 Damaged Propeller During a Race
 - P12.6 Propeller Specification
 - P12.7 Failure to Comply
 - P12.8 Propellers
 - P12.9 Propeller Scrutineer
 - P12.10 Propeller Security
 - P12.11 Jack Plates
 - P13. STROPS
 - P14. VHF RADIO
 - P15. STEERING
 - P16. CONTACT DETAILS
- APPENDIX
- Entry Form
 - Official Layout
 - Team Agreement
 - Media Form

P1 SPORTING RULES – GENERAL

P1.1 Title & Jurisdiction

The 2014 P1 Superstock UK Championship is organised and administered by the P1 Club in accordance with the General Rules of the Royal Yachting Association and these Championship Regulations. For the purposes of these rules the Championship Organisers are intended singularly and together as the P1 club and the RYA.

Race Status: National

P1.2 Officials

Officials as per Race Instructions.

P1.3 Competitor Eligibility, obligations & general requirements

P1.3.1 In order to enter the SuperStock series, all Drivers and Co-Drivers must be in possession of a valid National Licence or Event Licence issued by their National Authority. See Section B of RYA PB1 2014 for full details. B6.1 is not applicable to the P1 SuperStock series and Event Licences will be eligible for Championship points.

P1.3.2 The necessary documentation for Drivers and Co-Drivers is as follows:

- Powerboat Level 2 required by both Driver and Co-Driver
- Race Training Certificates required by both Driver and Co-Driver
- Min 1 x VHF Licence per boat
- RYA Powerboat Race Licence required by both Driver and Co-Driver
- A Log Book which must be presented for mandatory checking at the first round when signing-on.
- Co-Drivers that will be acting as throttle men must have first been signed off by training officer as “throttle man approved”
- Boats with Navigators will not be set up for dual control unless the crew have first been signed off by the OOD.

RYA Licences and Log Books must be produced at every event and are withheld by the Race Secretary, log books are used to record any damage and resulting repairs sustained to boats.

- P1.3.3** The minimum age for a Co-Driver is 16 years old. For the driver, the minimum age is 18 years old. In all circumstances if any crew member is under the age of 18, the other crew member must be 18 years or older. All age regulations apply at the date of the race.
- P1.3.4** All persons under 18 years of age must be accompanied at the event by a Parent/Guardian. All Driver and Co-Drivers who are under 18 on the date of the race will be required to submit written consent of their parent or guardian to their participation in the race and confirmation of their acceptance of the rules governing the race.
- P1.3.5** Boats are allowed out on the water at the times designated in race instructions ONLY or with prior agreement with the OOD. Non-observance may result in disqualification from the event and/or a fine of £100 or as stipulated in race instructions.
- P1.3.6** A Life Jacket must be worn at all times by all persons whilst on the water or pontoons.

Racing Vests must be worn at all times by all drivers and co-drivers whilst racing.

- P1.3.7** Helmets may not be removed during racing:

They may only be removed if the boat is adrift or at anchor with engines stopped or idling on the outside of the course away from the racing line and with the permission of the OOD or Safety officer.

P1.4 REGISTRATION

- P1.4.1** All drivers must register as Driver and Co-Drivers for the championship by returning and signing the Registration Form and Team Agreement with the Registration Fee to the Race Secretary prior to the Final Closing date for the first round being entered.
- P1.4.2** Fee is payable to: Powerboat P1 Management Ltd.
- P1.4.3** Registrations will be accepted from 1st January 2014 until 1 May 2014.
- P1.4.4** Registration numbers will be the permanent Competition numbers for the Championship.
- P1.4.5** Permission to race in the series is at the discretion of the series organiser and the organisers reserve the right to refuse entry into the series.

P1.5 CHAMPIONSHIP ROUNDS

- P1.5.1** The 2014 P1 Superstock UK will be contested over a minimum of 10 Rounds (unless events are cancelled for reasons of force majeure):
- P1.5.2** Race duration will be declared in minutes in the Race Instructions

P1.6 SCORING

P1.6.1 Drivers, Co-driver and Team championship points will be awarded to Driver and Co-Drivers /listed as classified finishers in the Final Results as follows, Points will only be awarded if they have completed a minimum 70% of the race finish time of the winning boat in that class

First place	20 points
Second place	17 points
Third place	15 points
Fourth place	14 points
Fifth place	13 points
Sixth place	12 points

Reducing by one point for each subsequent position in the event of a tie see rule P1.6.2. The combined totals from each race will determine final team.

Driver championship points and positions.

DQ (Disqualification), DNS (Did not Start) or DNF (Did not Finish) will result in zero scores

P1.6.2 If two or more Drivers or Co-Drivers finish the season with the same number of points, the higher place in the Championship (in either case) shall be awarded by count back to:

- a)** The holder of the greatest number of first places
If the number of first places is the same, the holder of the greatest number of second places.
- b)** If the number of second places is the same, the holder of the greatest number of third places and so on until a winner emerges.
- c)** If this procedure fails to produce a result, the P1 Superstock organisers will nominate the winner according to the fastest lap over the last event.

P1.7 Awards

P1.7.1 All awards are to be provided by the championship Organiser.

P1.7.2 Per Round: Medals

Per Event/Meeting: Trophies

P1.7.3 Championship: Trophies

P1.7.4 Bonuses

Per Event/Meeting: Event prizes may be available and if so will be announced by the championship organiser.

Per Championship: Championship prizes may be available and if so will be announced by the championship organiser.

P1.7.5 Presentations

Champagne and Trophies are to be provided for presentation at the end of each event or at an end of the event/meeting presentation ceremony.

P1.7.6 Title to all Trophies:

In the event of any Provisional Results or Championship Tables being revised after any provisional presentations and such revisions affect the distribution of any awards the Drivers and Co-Drivers concerned must return such awards to the Championship Organiser in good condition within 7 days.

P2 SPORTING REGULATIONS - CHAMPIONSHIP

Sporting Regulations, Championship Race Meetings and Race Procedures.

P2.1 Entries

P2.1.1 Race by Race Drivers and Co-Drivers are responsible for sending in correct and complete entries with the correct entry fees prior to the entry deadline dates which shall be 7 days before each event.

P2.1.2 Incorrect or incomplete entries (Including Driver to be Nominated Entries) are to be held in abeyance until they are complete and correct and the date of receipt for acceptance of entry purposes shall be the date on which the Secretary of the Meeting receives the missing or corrected information or fee.

P2.1.3 Any withdrawal of Entry or Driver/Vessel changes made after acceptance of any entry must be notified to the Secretary of the meeting in writing. If Driver/ vessel changes are made after publication of Entry Lists with Race Instructions the Competitor concerned must apply for approval of acceptance by the race committee of the meeting before Signing-On.

P2.2 Pre Race Declarations

- P2.2.1** All Drivers and Co-Drivers who are racing must sign the indemnity form provided by the Championship Organiser who will be responsible for the provision of the insurance. Details of this insurance are available from the Championship Organiser. On signing on all Drivers and Co-Drivers must produce the relevant class specific paperwork, including Class Licence, Measurement Form / Log Book and a copy of Race Instructions and class specific rules.
- P2.2.2** All Drivers and Co-Drivers who are under 18 on the day of the race will be required to submit written consent of their parent or guardian to their participation in the race and confirmation of their acceptance of the rules governing the race.
- P2.2.3** Each boat must designate a representative “Team Manager” that is present at the event and who is responsible for team equipment, trailers, lifting strops and vessels and is the designated point of contact for the team at that event.

P2.3 Briefings

- P2.3.1** Organisers will notify teams of the times and locations for all briefings in the Race Instructions for the meetings. Drivers and Co-Drivers must attend all briefings with copy of event Instructions and rule book.
- P2.3.2** Race boat drivers and Co-Driver must ‘sign in’ to signify their attendance prior to the start of their briefing. Only Drivers and Co-Drivers and race officials are allowed to attend this briefing. A roll call will be held.
- P2.3.3** Non-attendance of driver or co-driver at this briefing may result in a £100 fine per person; The OOD may hold a re-scheduled briefing at their convenience. Racers that have not been officially briefed by the OOD will not be permitted to race.

P2.4 Practice

- P2.4.1** Should any Practice Session be cancelled or curtailed the OOD shall not be obliged to resume the session or re-run sessions and the decision of the OOD and or Race Committee shall be final.
- P2.4.2** The OOD and or race committee shall have the right to exclude any driver whose performance is considered to be dangerous.

All competitors must complete a minimum of 30 minutes of practice before the first race of that event.

P2.5 Start Procedure

P2.5.1 Visibility over the Whole Race Course

For Superstock races there must be a minimum of one mile visibility over the whole race course and there must be no forecast or other reason to believe that there will be any lesser visibility on any part of the course or its vicinity throughout the expected duration of the race.

P2.5.2 From Wet Pits Area

- Start or marshal boat – Showing Pink flag signalling 2 minutes to commence leaving Wet Pits or as alternatively described at Drivers Briefing.
- All race boats to follow start boat to Muster Area in position order as briefed at the driver's briefing. **NO RACE BOAT MAY PROCEED AHEAD OF THE START BOAT.**
- Red flag raised at wet pits signals wet pits closed. Race boats may not leave the wet pits at this time. A late start procedure may be given at drivers briefing.
- A parade lap, where possible, around the course to the muster and/or start area will be described at the briefing, and all boats participating in the race are required to take part in such a parade.

P2.5.3 From Muster Area Change to Numbers Below

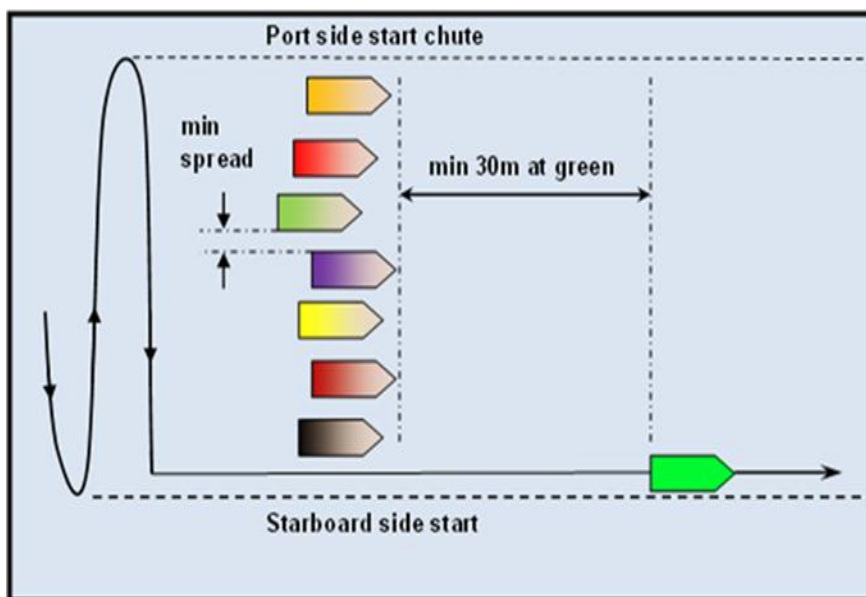
- The Muster Area will be described in the Race Instructions.
- In the muster area, the Yellow flag will be raised from the start boat meaning that the boats must follow the below start procedure.
- Start boat - Yellow flag and flashing amber lights (Lights if applicable) – when the Start Boat leaves the muster area, towards the start line, the boats will line up in the pole position order and approx 30m astern, of the Start Boat, and must observe a safe spreading distance (minimum 3 metres approx) between boats with absolutely no contact between boats. The time penalty applied for not staying 30m behind the start boat (jump start) will be 3 minute.
- A race official on the Start Boat will communicate by radio to control the fleet prior to the start. the race official will have the authority to impose penalties. Radio channel to be announced at drivers briefing.
- The official timing of the race starts when the leading boat crosses the start-finish line, unless otherwise designated in racing instructions. Crossing the line constitutes the start of Lap 1 of the race.
- If at any time during the start procedure after the yellow flag has been raised, a red flag is raised, the start has been aborted and all boats must return, at a safe speed, to the muster area for restart, or follow specific instructions from the Start Boat.
- Any boat that fails to enter the muster area will not be allowed to start.
- Should a boat fail to start, having lined up in the muster area, it may start within ten minutes of the time of the start providing the boat:

- a) Gets permission from the OOD to start
- b) Starts at the start position and ONLY IF FIRST LAP OF THE LEADING BOAT HAS NOT BEEN COMPLETED
- c) Follows the start run going to the start/finish line when it is safe to do so.

P2.5.4 Starting Procedure Standing starts Minimum Visibility

There must be at least one nautical mile visibility over the entire race course and there must be no forecast or other reason to believe that there will be any lesser visibility on any part of the course or its vicinity throughout the expected duration of the race.

P2.5.5 Procedure for Starts



- a) The distance between the muster area and the first turning buoy on a rolling start must be at least one nautical mile.
- b) The muster area will be defined in Race Instructions and further explained at the drivers' briefing. Boats should proceed to the muster area as described at the drivers' briefing. Competitors are reminded to comply with the International Regulations for the Prevention of Collision at Sea and local bylaws whilst proceeding to and in the muster area.
- c) Once in the muster area, boats must be off plane (bow down, no wake) and must circle in a counter-clockwise direction.
- d) The start chute, between the muster area and the first turning mark must be straight, be adequate for the number of starters and be kept clear.
- e) Two minutes before the start of the race, the start boat will raise and continue to display a yellow flag. This indicates the commencement of the start procedure. The start boat will then proceed across the start chute between the fleet and the first race mark and then return across

the start chute. When the start boat has crossed the start chute for the second time, it will turn and begin its start run towards the first race mark – see diagram 1.

N.B. The start boat may begin crossing the start chute in either direction.

This will be detailed in the drivers' briefing.

- f)** All race boats may then begin their start run towards the first race mark remaining at least 30 metres behind the start boat until the raising of the green flag.
- g)** Race boats must observe a safe spreading distance of at least 3 metres between boats and no boat shall run directly behind the stern of the Start Boat – see diagram 2.
- h)** When the starter is satisfied that all boats are in an acceptable racing line and proceeding at a suitable speed, the green flag is raised and the yellow flag lowered simultaneously. The raising of the green flag determines the actual start, unless otherwise specified at Drivers Briefing.
- i)** The official start is when the leading boat crosses the start line unless otherwise designated in racing instructions.
- j)** If at any time during the start procedure (prior to the green flag being raised) a red flag is raised, the start has been aborted and all boats must return off plane to the muster area for restart or follow specific instructions of the start boat.
- k)** A boat that is in the muster area but is unable to start for any reason must not interfere with the start. The boat must go to one side of the chute and request permission to start from the OOD before commencing its start. Late starters are only permitted at the discretion of the OOD. Alternative instructions for late starters may be given in the Race Instructions and by the OOD at the drivers' briefing.
- l)** It is recommended that the Start boat personnel should be limited to the following: a driver, flag person, flag person assistant and the starter.
- m)** Safety takes precedence over racing. Drivers should do nothing to endanger crew, spectators or other participants.
- n)** Should sea conditions in the muster area be such that boats ship water when turning while off the plane, the procedure will be modified as follows the start boat will lead race boats to the muster area at which point it will raise a yellow flag, then plane slowly to allow race boats to get on plane safely before accelerating towards the start chute.. Race boats will follow the start boat at the 30 meters minimum safety distance until the raising of the green flag.
- o)** Penalties for infringement of the starting procedure are as follows, but may be altered in the Race Instructions:

- | | | |
|------|--|------------------|
| i. | Failing to respect a safety distance of 30 metres | 3 |
| ii. | Turning wrong direction during muster | 1 minute |
| iii. | Interference with starting procedure | Disqualification |
| iv. | Planning in the muster area | 2 minutes |
| v. | Failure to respect a safe spreading distance | 2 minutes |
| vi. | The bow of any boat in front of the transom of the Start boat when the green flag is raised. | Disqualification |
- The penalties above will be aggregated including (i) and (vi).

Diagram 1 – Start procedure under yellow flag

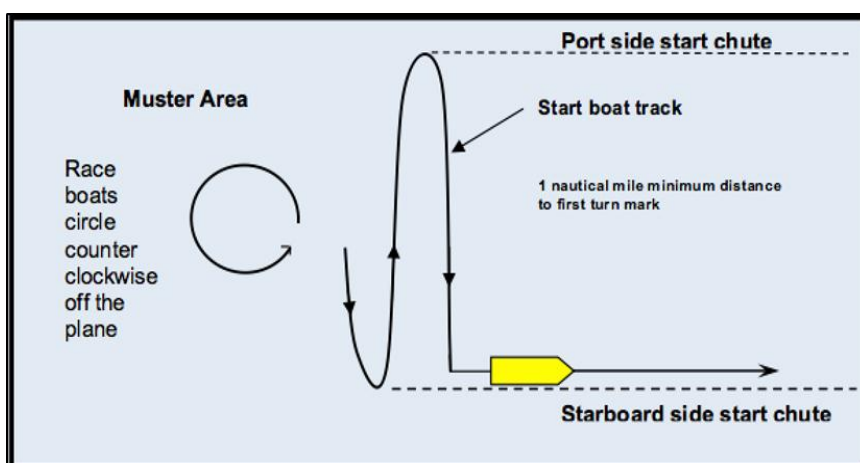
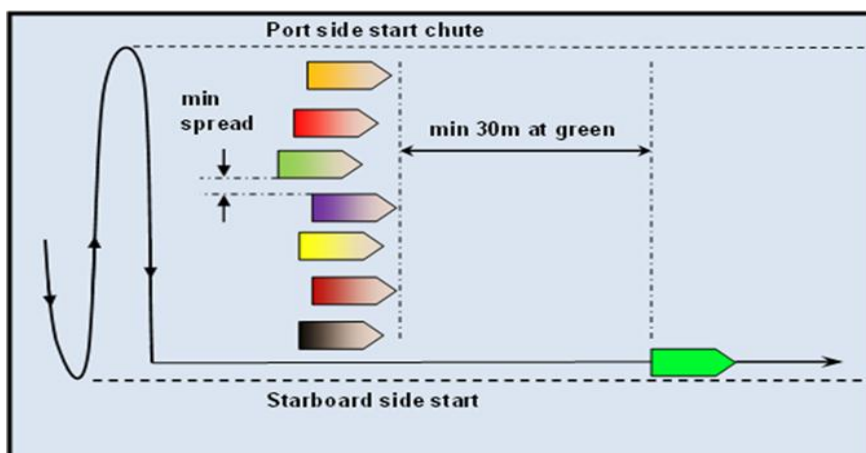


Diagram 2 Procedure for green flag



P2.5.6 Standing Starts

Competitors are advised that standing starts or near standing starts may be used at some venues, full details of these procedures will be included in Race Instructions and given at Drivers Briefing.

Penalties during start procedure:

- During the start run, if a boat passes the start boat before the green flag is raised, it will be disqualified.

- Safety takes precedence over racing at all times.
- Video camera evidence may be used by Race Committee for any reason.
- Only cameras under the control of the organisers will be considered. Tampering of camera equipment will be reported to the OOD and penalties may be applied.
- Dangerous driving on the start run will result in disqualification.
- IF A VESSEL IS THE CAUSE OF TWO RED FLAGS ON THE START LINE, THIS VESSEL WILL BE DISQUALIFIED WITH NO RIGHT OF APPEAL ON SAFETY GROUNDS.

P2.6 Pole Position

P2.6.1 Will be defined by means of a lottery for the first race of the Event. The series organiser reserves the right to use the lottery method of determining pole position order at any event (notified at briefing).

P2.6.2 Grid positions for racing will be advised at Drivers Briefing.

The grid for Race 2 (and subsequent races as appropriate) will be reversed with the final race grid being determined from the combined results from all previous races, highest points then achieving pole.

P2.6.3 Teams where either one or both Driver and Co-Drivers on board has not competed and finished in a minimum of 2 races and achieved “competent” sign off by the OOD. Until this is achieved the team will continue to start on the outside of the grid.

P2.6.4 Pole position will be nearest to the Start Boat.

P2.7 Valid Starters

An entry accepted by the organisers and having satisfactorily completed scrutineering, attending all required briefings and having crossed the start timing line during the start run as described in Race Instructions or Drivers Briefing will be considered to be a valid starter.

P2.8 Outside Assistance

No outside assistance is allowed including the use of VHF, Mobile Phones or any other electronic device. The Race Committee has the right to decide whether there was outside assistance or not. The penalty for outside assistance outside other than on safety grounds is disqualification.

P2.9 Racing Rules

P2.9.1 It is the duty of each crew member to ensure that their boat is driven in a manner that does not compromise the safety of themselves, any other competitor or any spectator. Powerboat racing is a non-contact sport and Driver and Co-Drivers will be penalised if contact occurs. Whilst not racing or participating in official practice sessions, boats are bound by the International Rules for the Prevention of Collision at Sea.

P2.9.2 All Race Boats must observe the International Rules for the Prevention of Collisions at Sea when encountering any other Non racing craft at all times.

P2.9.3 Responsibility of all crew members - It is the responsibility of each crew member to ensure they are fully aware of the consequences of their actions and to anticipate the actions of other boats in their immediate vicinity. All crew members must take any action necessary to avoid a collision; even if they have the right of way failure to do this may result in penalties or disqualification. A constant look out must be maintained and crews are reminded of the importance of good and efficient communication at all times. Tailgating will be deemed dangerous driving and Boats will be black flagged and disqualified without appeal.

P2.9.4 Flag Signals – Boats must obey all flag signals given by officials during testing, practice and racing. Failure to comply with flag signals may result in a penalty or disqualification.

P2.9.5 Overtaking

Competitors responsibility on the water. It is the duty of each crew member to ensure that their boat is driven in a manner that does not compromise the safety of themselves, any other competitor or any spectator. Failure to observe this fundamental rule will result in severe penalties being applied.

Powerboat racing is a non-contact sport and crew members will be penalised if contact occurs at all times. A constant look out must be maintained and crews are reminded of the importance of good and efficient communication at all times.

- a)** All crew members - It is the responsibility of each crew member to ensure they are fully aware of the consequences of their actions and to anticipate the actions of other boats in their immediate vicinity. All crew members must take any action necessary to avoid a collision at all times, A constant look out must be maintained and crews are reminded of the importance of good and efficient communication at all times.
- b)** Rules of the road – Right of way The international Regulations for the Prevention of Collisions at Sea apply at all times between race boats and non race boats
- c)** Overtaking –
 - i. Any overtaking boat must give way to the overtaken boat.
 - ii. A boat being overtaken must not deliberately alter its course in any way that would hinder the overtaking boat.
 - iii. If a boat in consequence of its neglect of any of these rules compels another to foul, it will be penalised.
 - iv. All colliding boats will be disqualified.

- d) **Fouling**
Definition of Fouling: If any boat by its action collide with another boat, cause another boat to have a collision, or cause another boat to take avoiding action to avoid a collision which may or may not result in that boat infringing another rule. (e.g Missing or hitting a mark of the course), they will be penalised

P2.10 Stopping the Race

- P2.10.1** In case of a force majeure, an accident or in the event of a Driver or Co-driver being thrown into the water or a capsize, the race will be stopped using the Red Flag Procedure. Any competitor who sees a force majeure, accident, man over board, capsizes or red flag must signal by raising a hand in the air and come safely off the plane.
- P2.10.2** On seeing red flags or seeing the red flag signal all boats will come off the plane, stop racing immediately, turn in to the centre of the course and await further instructions.
- P2.10.3** In the Event of the race being Red Flagged a restart may take place and if so will use the standard start procedure as identified in P2.5 of these regulations.

P2.11 Incident Procedure

- P2.11.1** Any Official Patrol/Rescue boat may wave a yellow flag to give warning of imminent danger in its vicinity. Competitors seeing this signal are to acknowledge the signal, proceed with caution, not overtake other race boats whilst in the area of the incident and keep clear of the danger area. Any competitor who ignores or abuses the yellow flag may be penalised.
- P2.11.2** When it is deemed the course is clear, yellow flags will be removed. If the start boat is showing yellow lights these will be switched off.
- P2.11.3** In the event of a serious incident, the red flag procedure will apply – see P2.22.3 of these regulations.
- P2.11.4** It is the crew members' responsibility to monitor the all flag signals whilst deployed.

P2.12 Turn Marks and Missed Marks

- P2.12.1** All marks will be laid in the approximate positions referred to in the race instructions. It is the competitor's responsibility to drive close enough to the course marks to ensure that they have been seen to pass them correctly.
- P2.12.2** Unless otherwise specified in the Event Race Instructions the colour of the course buoys will be as follows: numbering below is in correct
- i. All Outside Course Marks: YELLOW

- ii. All Inside Course Marks: RED
- iii. Should a buoy go missing the driver must pass through the approximate geographical position referred to in race instructions.
- iv. If a boat hits a turn mark – A Yellow Card penalty may be applied.
- v. If a boat damages a buoy or line – A Yellow Card may be issued. Damage charges up to £300 will be applied.
- vi. A competitor must NOT return to a missed mark. The competitor must continue to follow the designated course passing all remaining marks correctly. Dangerous driving resulting from missed marks will result in further penalties.
- vii. The missed mark penalty will be 30 seconds added to race time unless otherwise notified in Race Instructions or Drivers Briefing note.
- viii. At the discretion of the OOD repeated mark missing will result in disqualification.
- ix. The missing of a mark cannot be used to gain position advantage.
- x. Missing a mark without valid reason will result in DQ.

P2.13 Finishing a Race

P2.13.1 When the leading boat in each class completes the course and crosses the finishing line, the chequered flag will be waved. It designates the ‘winner’ of the race and the commencement of the finish procedure of the race.

P2.13.2 The chequered flag will also be given to all subsequent boats that cross the finish line after the first boat.

P2.13.3 Boats shall not begin a new lap if they cross the finish line after the leading boat has taken the chequered flag.

P2.13.4 The winning boat shall be timed for completing a race when her bow crosses the finishing line.

P2.13.5 All boats crossing the finishing line after the ‘winning boat’ will be classified as having finished the race provided they have covered the minimum number of laps. And shall be timed for completing the race when her bow crosses the finishing line.

P2.13.6 Upon completion of a race, a boat shall;

- i. turn in to the centre of the course, or as described in drivers briefing
- ii. conform with the International Regulations for Preventing Collisions at Sea,
- iii. not hinder other boats that are still racing and

iv. Await escort back to the Wet Pits.

P2.13.7 The race may be curtailed or stopped at the finish line at any time by waving the chequered flag. This designates the end of the race – see Rule P2.10

P2.14 Curtailment of a Race

P2.14.1 A race curtailment decision can be made at any time during a race provided the curtailment is signalled on the Start/Finish line to the leading boat. The leading boat shall then stop racing and turn safely into the centre of the course. All other boats shall stop racing when they next cross the Start/Finish line. See Rule P2.10 for curtailment flags.

P2.14.2 Unless signalled by a red flag anywhere on the course for safety reasons then rule P2.22.3.

P2.15 Retirement Procedure

P2.15.1 On retiring from a race, all boats must hoist and display an orange flag when practical to do so until the boat has been recovered from the water. Where possible retiring boats should exit the race course as quickly as possible; the crew should attempt to contact Race/Safety Control immediately by radio and inform them of the boat's retirement. If radio communication is not possible, the nearest Safety/Patrol boat should be informed. Displaying an orange flag means you can't re join the race.

P2.16 Scrutineering

P2.16.1 Scrutineers shall work with the current scrutineering list as a guide and equipment listing.

P2.16.2 Scrutineering does not constitute a condition survey of the boat.

P2.16.3 The scrutineering sheet may not necessarily cover every item that a scrutineer may wish to check on a particular boat nor does every item necessarily refer to every class of boat. A scrutineer shall reject a boat if it does not comply with all of the requirements of the championship organiser. The scrutineer shall refer any non-compliance to the Race Committee. Any decision related to eligibility shall be made in good time before the start of the race.

P2.16.4 Any incomplete entry may, at the scrutineers' discretion, be put back to be re-examined later if time permits.

P2.16.5 Post Race scrutineering will take place at the discretion of the OOD/Chief Scrutineer. Driver and Co-Drivers must make their boats available when requested – failure to do so will result in disqualification. The first three boats in each class in any race may not leave parc ferme or crane area without prior permission of the chief scrutineer.

P2.16.6 Re-Scrutiny: All vessels reported involved in incidents during races or practice must be re-presented to the Chief Scrutineer before continuing in the races or practice.

P2.16.7 No boats may leave the Pits after scrutineering has taken place other than to race.

Any boat that leaves the pits must gain written approval from the chief scrutineer and must be re scrutineered on return before being allowed to race.

P2.17 Wet Pits & Dry Pits

P2.17.1 Local Harbour & Marina rules must be complied with at all times.

P2.17.2 Refuelling: May only be carried out in accordance with the specific instructions issued for each Venue/Event. Once a race has been started teams must not refuel until the chequered flag has been raised or the race has been curtailed AND then not without the permission of the OOD.

P2.18 Designated Times

P2.18.1 Boats are allowed out on the water only at the times designated in Race Instructions or with prior agreement with the OOD. All boats must have passed scrutineering before launching. Non-conformance will result in disqualification from the event and/or a fine of £100 or as stipulated in Race Instructions.

P2.19 Posting of Results

P2.19.1 The provisional results will be posted within an hour of the end of the races, where possible. The OOD must sign the results and state the time of posting on the provisional results. The OOD will be present for one hour from the time of posting the results to receive any protests. Provisional results will become official one hour after posting provided no protests have been received. It is the teams' responsibility to monitor the posting of the provisional results.

P2.20 Operation of Safety Vessel

A Safety Boat will be identified with a Black Flag with a Yellow 'X' and/or an RYA official / marshal blue and yellow flag.

P2.21 Craning

P2.21.1 No persons shall be on board a boat whilst being lifted by a crane, unless permitted/overridden by the local harbour rules.

Anyone in the craning area **MUST** wear a hard hat or protective helmet at all times.

Crews are to supply their own hard hats

Penalty for non-compliance is a fine of £ 200

P2.21.2 Crane and/or launch times will be scheduled in race instructions or by a launch order issued by race control. This must be complied with to guarantee launch, otherwise Driver and Co-Drivers will be responsible for their own launch arrangements. The crane/tractor may not be available outside posted times.

P2.21.3 A minimum of one crew member must be present at launch or recovery. All boats must be "launch ready" on arrival at the crane (ropes, fenders on, covers off, etc) otherwise the boat will be refused launch or recovery.

P2.22 Flag Signals

P2.22.1

Flag	Flown From	Meaning
Yellow Flag	From Start Boat From Safety/Patrol Boat	Start procedure underway Incident in vicinity, proceed with care, no overtaking
Green Flag	From Start Boat	Race Start
Red Flag	From Start Boat (during start) From official boats	Start Aborted Race stopped
Chequered Flag	At Finish line	Race finished
Black Flag & race Boat number	From Start boat	Boat disqualified from race – boat stop
White Flag	At Finish line	Last Lap Indicated
Orange Flag	From competing boat	Retirement
Black Flag with Yellow 'X'/RYA	From Official Boat	Identification as official boat
Pink Flag	From Start Boat	Leaving at Pit in 2 mins

P2.22.2 YELLOW FLAG – on seeing the yellow flag signal from an official boat, Driver and Co-Drivers **MUST ACKNOWLEDGE THE SIGNAL** proceed with caution, not overtake other race boats whilst in the area of the incident and keep clear of any danger areas.

Any competitor who ignores or abuses the yellow flag signal will be penalised. The Start boat yellow lights may be used in conjunction with yellow flags. These lights shall have the same meaning as a yellow flag.

P2.22.3 RED FLAG – on seeing the red flag signal, all boats shall come off the plane stop racing immediately, turn in to the centre of the course and await further instructions. Infringement of any of the above may result in disqualification and/or yellow card and/or a time penalty or any combination.

P2.22.4 BLACK FLAG - any race boat deviating from the course into restricted areas, displaying conduct deemed to be unsporting or dangerous or having damage to the boat considered to be dangerous , will be shown the black flag the next time it passes the start boat and will be disqualified from the race and is not eligible for appeal . Disqualified boats must return to wet pits area, safely moving off the course and avoiding any interference with the race or other race boats.

Disqualified boats will not be awarded points for that race and may be fined.

P3 CHAMPIONSHIP PENALTIES

P3.1 Infringements of Technical Regulations

Post Race scrutineering will take place at the discretion of the OOD/Chief Scrutineer. Driver and Co-Drivers must take their boats available on request. Failure to do so may result in disqualification.

P3.1.1 Arising from post race Scrutineering or Judicial Action:

Minimum Penalty: Disqualification

For infringements deemed to be of a more serious nature the OOD and/or Race Committee are to impose Disqualification plus a deduction of 40 Championship points (even if this results in a minus score).

P3.2 Non-Technical Rule Infringements

Infringements of non-technical RYA Rules and the Sporting Rules issued for the Championship:

P3.2.1 Championship Specific Penalties

At the discretion of the OOD, a yellow card penalty will also be applied in conjunction with any of the penalties listed below. A written penalty notice will be given and the time of the penalty written on the notice.

- a) Smoking in the defined wet or dry pits: £200 fine.
- b) Fuel transfer outside the designated fuelling areas: £200 fine.

- c) Launching: persons on boats whilst being lifted or craned: £200 fine for each person.
- d) Failure in launch/ramp discipline; £200 fine.
- e) Late or non-attendance of prize winners at the prize giving, without previously tendering apologies to Race Secretary: £150 fine
- f) Not wearing race overalls at podium presentation: £150 fine.
- g) Failure to present engine or craft for technical examination: disqualification.
- h) Misrepresentation or providing untrue statements: £100 fine
- i) Failure to raise and fly retirement flag when able: £100 fine.
- j) Failure to report Retirement to Race / Safety Control: disqualification
- k) Contravention of Flag Signals (P2.22) : disqualification
- l) Penalties imposed by the OOD or the Commissioner for reason of failing to follow Rule P2.22 in an accident or dangerous driving will be imposed as soon as possible on receipt of the evidence of the offence. In a multi-heat championship this will be before the next heat.
- m) Dangerous driving: Disqualification with No appeal

P3.2.2 These penalties are not exclusive and do not protect the offender from further action by the organisers or the RYA. Penalties will be applied by the OOD and published in race administration

P3.2.3 Failure to pay any fine: teams will not be allowed to participate in the next event of the SuperStock series until all outstanding fines are paid. This will be carried over between seasons if applicable.

P3.3 Protests Must be Submitted in Accordance with PB1

P3.3.1 Before submitting any formal protest in writing in accordance with PB1 it is mandatory that the driver will direct a query to the OOD, or person appointed by the OOD for the race day. This must be done immediately after the heat or final.

P3.3.2 Written Protests must be lodged within one hour of the penalty being issued, as outlined in section H in PB1.

P3.3.3 Appeals must be submitted in accordance with PB1.

P3.4 Banned Substances

Banned Substances and Banned Methods (in accordance with PB1 section I).

P3.5 Gross Misconduct

Gross Misconduct and Unacceptable behaviour (in accordance with PB1 section I).

P3.6 Injured Drivers

If during an event a crew member is injured their licence may be suspended until the competitor has been given the all clear by a suitably qualified medical doctor or Paramedic.




P3.7 Identity Tags

- a) All Driver and Co-Drivers will be issued with waterproof temporary identification which must be worn on the right wrist at all times during racing or testing.
- b) These identification tags may be collected at the boat retrieving ramp/crane area after the final race to validate the driver/crew/boat combination.

P3.8 Issuing Cards And Associated Penalties

Yellow Cards, Red Cards and Associated Additional Penalties

- P3.8.1** Yellow and red cards can be given to any crew member by the OOD or the Commissioner.
- P3.8.2** Up to two yellow cards can be given for each incident of dangerous driving and a red card can be given for any incident of extreme blatant dangerous driving.
- P3.8.3** A crew member given a red card is immediately prevented from taking any further part in the event, will lose the right to take part in the next event and their team will also lose the right to take part in the next Stock event. Thereafter the red card expires.
- P3.8.4** A crew member with three yellow cards will automatically become a red card and they lose the right to further take part in the event and the next event, after which all yellow cards expire.
- P3.8.5** All yellow and red cards will be confirmed in writing and will be posted with the results. Any crew member issued with a yellow or red card has sixty minutes from the time of posting the results in which to lodge a protest.
- P3.8.6** The championship organiser shall inform the National Authority of the crew member within three days if any cards are issued.
- P3.8.7** Each yellow card is valid for 12 months from the date of issue unless removed following a red card suspension from an event.
- P3.8.8** Yellow and red cards will be recorded in the Commissioners report.
- P3.8.9** Yellow and red cards may be issued on the evidence of any media/TV footage.
- P3.8.10** In addition to the above, the associated additional penalties listed in the table. Below may also be applied.

Penalty Card		
	Number of offence	Associated Additional Penalty
Yellow Card 	First yellow card	£100 fine
	Second yellow card	£200 fine
	Third yellow card	£300 fine and automatic Red Card
Double Yellow Card 	First double yellow card	£250 fine
	Second double yellow card	£400 fine
Red Card 	First offence in calendar year	£500 fine and disqualification from that and the next event
	Second offence in calendar year	£500 fine and disqualification from the rest of the series for the crew member and the team.

P4 TECHNICAL RULES

P4.1 Introduction

P4.1.1 The following Technical Rules are set out in accordance with the RYA specified format and it should be clearly understood that if the following texts do not clearly specify that you can do it you should work on the principle that you cannot.

P4.1.2 It is the responsibility of the teams to maintain the boat in safe condition to race. It is the responsibility of the teams to check all items of the boat are in safe/proper condition to race.

P4.2 General Description

The 2014 P1 SuperStock UK Championship is for Drivers and Co-Drivers participating in the P1 Panther 250 class with the P1 – 28SS vessel, organisers retain the right to exclude vessels not conforming to these regulations.

P4.3 Safety Requirements

See Scrutineering List

P4.4 General Technical Requirements & Exceptions

The boats are constructed in glass reinforced plastic, Kevlar and carbon composite. The boats must carry a minimum of two crew members; a Driver and Co-Driver.

P5 HULL

P5.1 No physical modifications may be made to the hull from the original drawings.

P5.2 All cowlings and hatches must be in place throughout the duration of the race. Boats that fail to retire within 1 lap during a race with missing cowlings, hatches or damage will be Black flagged and be deemed a DQ.

P5.3 ALL Cowling quick release safety catch`s must be fitted in full working order and clearly marked.

P5.4 Bow tanks must be position and secured as per original boat specification.

P6 DECK

P6.1 Lifting Eyes: Those fitted to the boat during construction should not be altered.

P7 ENGINE

P7.1 Engine Modifications

No modifications are allowed to engines other than those specified by P1 in writing.

P7.2 Cowling Modifications

No engine cowling modifications are permitted and all cowlings must be in place throughout the entire period of a race. All safety catches/locks must be in place, used and working as original designed and fitted.

P7.3 Inspections

All engines must be inspected, performance tested and sealed prior to the first race by the series organisers representative. This pre-season inspection, performance test and sealing will be charged at £250 per engine and is the responsibility of the teams. This charge will include the issue of the boat's measurement certificate/log book which must be presented at every race event.

P7.4 Minimum Engine Height

The minimum engine height of the P1 Panther 250 is as per original boat specifications, unless changed at drivers briefing.

P8 SEALING

Only an engine sealed by the championship organisers with 2014 seals are eligible to take part in the championship (please see Log Book). Engine Sealing can be replaced only by the Championship scrutineer or appointed BRP dealer.

- P8.1 A sealing log of all the seals applied to each boat will be recorded and updated by the Championship organiser with the help of championship technical representatives.
- P8.2 Driver and Co-Drivers found without engine seals must have their engine resealed before it races. If a further Inspection shows irregularity, the competitor will lose all championship points from the date of the new seal installation.
- P8.3 Engine technical checks will be randomly carried out. The Championship Organiser will be responsible for expenses incurred in carrying out these checks unless the engines are found illegal.
- P8.4 In the case of maintenance, sealing's can be removed only under the supervision of the appointed championship representative or the Championship Scrutineer.
- P8.5 Seals installed on engines not matching the seal log will result in the offending boat/team being disqualified.
- P8.6 Sealed engines not matching the manufacturer specifications will result in the offending boat/team being disqualified.

P8.7 P1 Panther 250 Class engine sealing position:

1. CRANK CASE



2. PORT HEAD



3. STARBOARD HEAD



P9 WEIGHTS

P9.1 All boats total mass "AS RACED" must not be less than 1650kg.
Penalty: Disqualification from last race, raced.

P9.2 Random weight checks may be done at any point during an event at the discretion of the OOD or Chief scrutineer.

Failure to comply: Disqualification from event.

P9.3 Any boat deemed to be running in an unstable manner showing characteristics of a badly balanced boat during a race by the OOD will be black flagged and disqualified from that race.

The total mass will be weighed/taken with dry bilges.

Excludes: Bow tank water ballast, Driver and co Driver with their personal safety affects (i.e., they must take off the boat with them their Helmets and Life Jackets/Vests/Buoyancy aids).

The as built weight must be made up to a minimum of 1625kg or greater and can include residual fuel in the original as fitted tank.

Any additional weigh/ballast cannot be a fluid, or in fluid form, but must be a solid. This ballast is to be added in a location, or locations at the racers discretion, but must be declared to the Scrutineers, and if queried by RYA/Event management staff.

The ballast must be secured in a permanent or semi permanent manner. The ballast anchoring points & securing method must be able to withstand a static load of 5 times that locations ballast, i.e. 20 kg's withstand 100kg load.

The overall weight, balance and set up of the Boat are at all times the sole responsibility of the Driver and Co- Driver. If at any point they are unsure or feel that they do not have the skills or knowledge to do this correctly, they must consult 'Powerboat P1 Management' OR a professionally qualified boat builder.

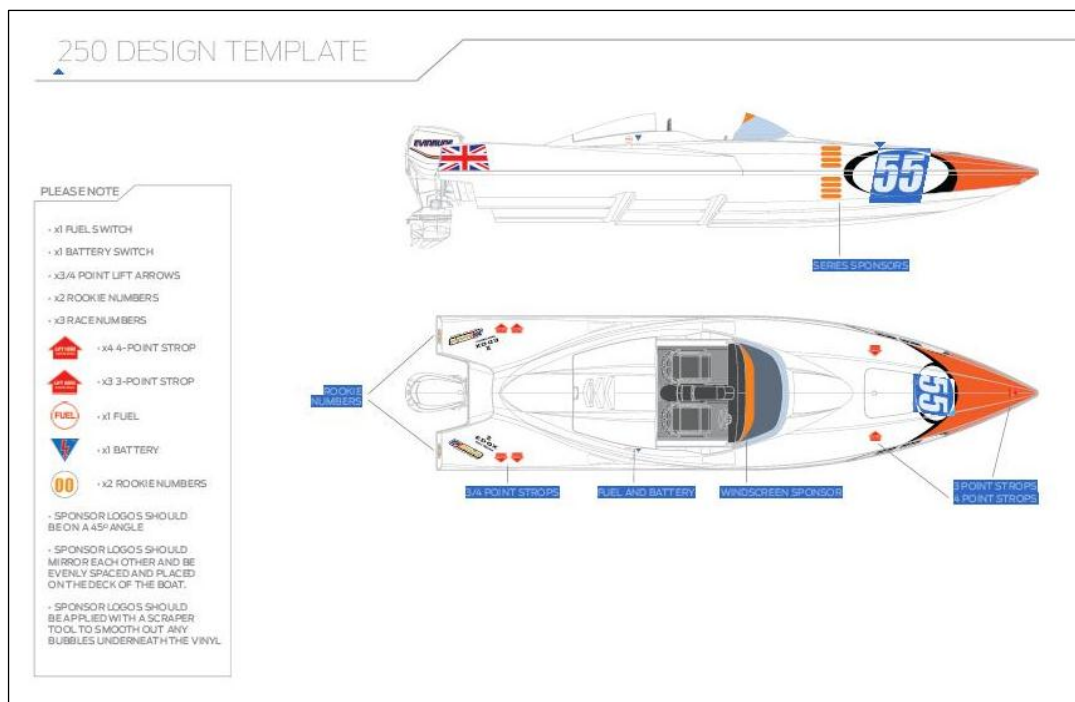
P10 Numbers And Championship Decals

All boats must display mandatory series and event logos, as directed by the Championship Organisers and as per the Team Agreement. Failure to do so will result in a fine of £150 per sticker, per race.

All decals including non-mandatory must be intact and in good order at the start of each race.

The organisers will supply ONE set free of charge at the first race entered. Replacements thereafter must be in the identical style/font and are the responsibility of the competitor.

Boat numbers must be on both sides of the trailer hitch.



P11 SAFETY ITEMS

P11.1 Painter/Towing Line

Painters and mooring lines shall be of sufficient length and strength for the purpose of towing or mooring. All ends shall be whipped or welded and chafed or worn ropes should be renewed. At least 2 lines shall be carried. Painter length shall be less than the length of the boat to avoid fouling the propeller.

P11.2 Engine Cut Off

P11.2.1 Engine cut-off devices (“kill switches”) for connection to all crew are mandatory (first person out shuts off engine). An emergency override system or additional connection cord and clip to allow the engine to be restarted are mandatory.

P11.2.2 Any kill switch connection cord must not exceed 120cm between the crew member and the boat.

P11.2.3 KILL SWITCH CONNECTION CORDS SHALL BE ATTACHED TO ALL DRIVER AND CO-DRIVERS AT ALL TIMES WHEN THE BOAT IS RACING, TESTING, PRACTICING or UNDER THE DIRECTION OF THE START BOAT.

P11.3 Seats

P11.3.1 Seats for the driver and Co-Driver shall be firmly secured.

P11.4 Fuel

P11.4.1 Fuels are limited to petroleum-based fuels. Any additives deemed to be performance enhancing by the series organiser or Race Officials are not permitted. The Penalty for the use of performance enhancing additives will be disqualification and/or a £200.00 fine.

P11.4.2 No fuel tank other than the standard one is allowed.

P11.4.3 Refuelling is not permitted whilst racing.

P11.4.4 Fuel transfer outside any designated fuelling areas will result in a £200.00 fine.

P11.4.5 The unleaded petrol must be as defined by the European Committee for Standardisation (CEN), EN 228 (2004), BSEN 7070 or other comparable national or regional standards.

P11.4.6 In the event of a fuel sponsor agreement, all boats must use the fuel specified in race instructions. In these circumstances boats must arrive capable of taking fuel for a full race distance.

P11.4.7 Fuel sampling may take place during race events.

P11.4.8 The P1 Panther 250 designated oil is the Evinrude XD100 no other oil can be used.

P11.4.9 Fuel Tank & Lines

- a)** Shall be secure in all directions, in original standard position and shall not leak.
- b)** Bulkheads of engine and fuel tank compartments must be sealed to the hull across the bottom and have sufficient height above the bottom to prevent fuel and fumes flowing through the boat. The separate compartments thus formed must have provision for separate pumping out of bilges.
- c)** Shall have sensible filling and venting arrangements.
- d)** Shall have accessible and clearly marked means of shutting the fuel supply off.
Not so on current Panther set ups see rec ext fuel and electrics cut off.
- e)** Must be grounded to enable the discharge of static electricity.
- f)** Fuel lines shall be leak and chafe resistant and run in a manner to avoid damage.

P11.5 Bilge Pumps and Bailing

P11.5.1 There shall be at least one hand bailer on board and one electrical bilge pump fitted to the boat.

P11.5.2 All bilge pumps shall be in proper working order and secured to the boat.

P11.6 Buoyancy

P11.6.1 It is mandatory for all boats to have sufficient buoyancy to keep afloat when waterlogged.

P11.6.2 It is the competitor's own responsibility to ensure sufficient buoyancy is fitted at all times whilst on the water during the event.

P11.7 Whistle, First Aid Compress & Knife

All Driver and Co-Drivers shall carry a whistle, first aid compress, and a sharp knife in a protective sheath all of which must be attached to them whilst racing.

P11.8 Flares

Each riding crew member shall carry one mini flare pack (8 flares) about their person. Boats may carry further flares. If carried these flares shall be stowed in a conveniently accessible place, shall bear either the date of manufacture or the expiry date, and shall be in date and have a minimum burn time of 40 seconds. Any flares where the printed instructions and/or date are illegible, or the condition poor, shall not be accepted.

P11.9 Retirement Flag

All boats shall carry an orange rectangular flag of a minimum size of 0.60m x 0.40m as a means of announcing retirement from a race.

Once a boat has retired (indicated by displaying the orange flag) it cannot re start or re-join the race.

P11.10 Protective Clothing

P11.10.1 A race Overall and suitable footwear must be worn during racing. If detailed in Event Race Instructions, All crew must wear the official SuperStock UK overall.

P11.10.2 Protective helmets must be worn by all persons on board at any time when the boat is on the plane during the journey to and from the race and during racing and practice or testing.

P11.10.3 Helmets may be removed during the race if the boat is adrift or at anchor with engines stopped or idling.

It is mandatory to wear a helmet made to a minimum standard to include UN ECE22-05 or Snell M2000, or M2005 or Snell SA2000 or SA2005. Helmets must have temple protection and must be coloured 100% "orange" or "yellow". Note: Helmets BS6658 are not allowed. It is recommended that Helmets older than 2 years are replaced.

P11.10.4 Helmets

Helmets must have correct race boat number clearly marked on the crown of helmet in alignment with the deck number.

PROTECTIVE HELMETS FOR JUNIORS UNDER 18YEARS

- a) For children under the age of 18years it is highly recommended that helmets conforming to Snell FIA CMR/CMS 2007 be used. As of 1st January 2013 No new helmets presented for scrutineering will be passed if they do not meet the CMS/CMR 2007 Standard. Existing helmets will be accepted.
- b) Snell FIA CMR/CMS 2007 will become mandatory for all competitors under the age of 18 from the 1st January 2014. These helmets must not be used by competitor's age 18 years and over.
- c) Competitors under the age of 18 with a head circumference of more than 60cm must contact the RYA for further advice.
- d) The efficiency of a helmet is the sole responsibility of the wearer
- e) Chin straps must be in good condition and operative.
- f) Helmets must be devoid of dents or splits.
- g) Helmet visors must be in good condition and devoid of cracks and easily detachable.
- h) The P1 recommends that full faced helmets are used at all times where practical. Open faced helmets are permitted unless otherwise stated in Class Specific Rules or Race Instructions.

- i) All crew must each have their own hard hat or racing helmet, to be worn at all times in the craning area.

P11.10.5 Eye Protection

It is strongly recommended that eye protection is worn during practice and racing. If eye protection is lost during a race or practice it is recommended it is replaced before next race. The efficiency, type and wearing of eye protection is the sole responsibility of the wearer.

P11.11 Racing Vest And Life Jacket

The efficiency of a racing vest is the responsibility of the wearer, but the following racing vest conditions must be complied with:

- All vests must have an inherent buoyancy of at least 100 Newton and shall be fitted with collars.
- Lacing ties and/or straps shall be adequate and in good condition. All straps shall be at least 40mm wide and have a minimum breaking strain of 500kg. There must be lifting straps at the front or on the shoulders.
- Zips are not permitted as the sole means of fastening a racing vest. Where zips are used as an ancillary means of closure they must be in working order.
- Tears or rips or bad repairs through which buoyancy material may leak out are not permitted.
- Vests must be orange or red or have yellow panels.
- Vests must have a lifting eye or strap attached to the main harness.
- Vests must not be able to ride up over the wearer's head, and must be secure to the body.
- The disposition of the solid buoyancy should be such as to ensure that an unconscious person will float face up in the water.
- The vest must have impact protection material covering the back.
- All straps and buckles must be used as originally intended by manufacturer.

Examples of the type of jacket that comply with the above are the Hutch Wilco or Grabner, Formula.

P11.12 Fire Extinguisher

All boats shall carry a minimum of one (1) fully charged dry powder 2kg fire extinguisher sited conveniently and readily accessible to each crew member.

P11.13 Anchor/Anchor Line

Anchors shall be of a weight and type adequate to hold the boat and shall be securely stowed in an accessible place. The anchor line shall:

- Be of a size and strength appropriate to the boat.
- Be in good condition.
- Be at least 50m in length.

P12 PROPELLERS

P12.1 Allocation of Race Propeller

Race teams competing in the P1 Panther 250 class are only permitted to use the designated propellers for competition purposes. Each race team will be required to purchase a testing propeller available from the Championship Organisers at a discounted rate. The race propellers are allocated at the start of each EVENT randomly by the championship organiser. These are retained by the championship organiser and securely stored on the race support truck. They are only made available for the races. The allocated propeller remains exclusively available to that Team for the duration of that event.

P12.2 Issuing Race Propellers

A race propeller will be issued immediately prior to the race and checked by the scrutineer when the boat is launched and recovered. Any competitor found using an unauthorised propeller will be disqualified from that race. On completion of the race the propeller must be removed by the competitor and handed back to the appointed scrutineer/technical representative who will place it in the secure P1 race truck. The complete prop fitting kit from thrust washer to fixing nut will be deemed part of the prop and therefore will be handed out and returned. Any missing items will incur replacement costs by the competitor.

P12.3 Testing/training propellers

Racers own and keep their testing/training propellers and use and repair them at their own expense.

P12.4 Damaged allocated race Propeller

During a race event if a team damages its race allocated race propeller, teams can rent another race prop from the championship organiser at £250.00 + VAT. PER EVENT.

Teams will not use their testing or training propellers in a race.

P12.5 Damaged Propeller during a Race

If a competitor damages a propeller during a race it must be returned to the appointed class propeller scrutineer. No repairs to the propeller will be made by the Driver and Co-Drivers or any non authorized persons. Repairs are at Driver and Co-Drivers cost.

P12.6 Propeller Specification

They must meet the class propeller specifications and will be subject to testing.

P12.7 Failure to Comply

Failure to comply with either registration or conformity will result in a fine and/or disqualification.

P12.8 Propellers

Propellers will be checked at random. Driver and Co-Drivers will make them available immediately when requested - failure will result in disqualification.

P12.9 Propeller Scrutineer

The P1 appointed Propeller Scrutineers decision on propeller class measurement and compliance will be final and is not open to appeal.

P12.10 Propeller Security

It shall be the responsibility of the competitor to ensure that the propeller is sound, particularly at the blade roots and that it must be secured by the Propeller locking nut(s).

P12.11 Jack Plates

Jack Plates must be as originally fitted and secure, no modifications are allowed other than those Made and documented by P1

P13 STROPS

All teams must provide their own strops for launching and retrieval.

All teams must provide when requested by Championship Organiser/Local Authority/Contractor strops certificate/licensing.

P14 VHF RADIO

- P14.1 Every race boat must have on board an operational, multi-channel 25 Watt VHF radio which has channel M2.
- P14.2 This VHF radio shall be capable of transmitting on the international distress frequency.
- P14.3 The appropriate ships licences for VHF Radios must be obtained from the local governing body and displayed on board as required by their regulations.
- P14.4 It is mandatory for one riding crew member to hold a VHF Operators licence.
- P14.5 It is mandatory that the VHF radio be integrated with the intercom in the helmet to enable monitoring of race boat VHF channel M1 and emergency channel 16 during racing at all times, so as one team member must be able to listen for any instruction at least by use of ear piece connection to radio. Penalty for non-conformance is Disqualification

P15 STEERING

The steering wheel shall be secured and locked on to the shaft. No lateral movement of the steering wheel is permitted.

The steering wheel unit shall be fixed to, or through the dash panel, or a steering mounting bar, and shall be through bolted and locked.

The steering wheel strengths shall be checked; if the wheel is split or cracked, the wheel shall be rejected. Wheels of the laminated rim type shall be checked for weakness caused by the breakdown of the laminations. Plastic composition wheels shall be checked for early fatigue where the spokes join the boss to ensure the wheel cannot be forced to spin on the internal boss.

There shall be no undue degree of play in the steering system.

All steering linkages, quadrants and any fitting to the stock shall be in good condition and secure.

Engine controls shall operate with full and free movement.

Hydraulic steering shall be fully operative, hoses and unions shall be free of leaks and adequately protected.

P16 CONTACT DETAILS

Mick PRITCHARD – OOD / Race Director

Mob: 07753 626636 / 07868716073

Mail: ood@p1superstock.co.uk

Address:

Powerboat P1 Management Ltd

Winchester House

259-269 Old Marylebone Road

London,

NW1 5RA

Robert Wicks - Superstock Sporting Director

Tel: +44 (0) 20 7170 4250

Mail: robert.wicks@powerboatp1.com

Address:

Powerboat P1 Management Ltd

Winchester House

259-269 Old Marylebone Road

London,

NW1 5RA

Karen CABLE – Race Secretary

Mob: +44 (0)77 1479 2572

Mail: sport@powerboatp1.com

Address:

Powerboat P1 Management Ltd

Winchester House

259-269 Old Marylebone Road

London,

NW1 5RA

P17 APPENDIX

P17.1 Entry Form

P17.2 Official Layout

P17.3 Team Agreement

P17.4 Media Form

P18 P1 SCRUTINEERING SHEET



2013 P1 SSTK UK - Scrutineers Check List

Item	Yes	No	Notes
All teams have read the Advanced Race Instructions for the event they are attending and			
Lifting Strops and lifting eyes Inc Certification, secured			
Battery installation and isolator switch			
All cables and controls			
Foot Throttle ONLY hand throttle disconnected			
Steering system			
Seats, Mouldings, Rails			
Engine Kill Switch Operational			
Engine Mounting and Bolts Secure			
Engine Sealed seal No` s			
Skeg Standard			
Reverse Gear operational			
Anchor and 50 m line			
Towing Eye, Painter /Towing Line x 2			
MIN 1 x 2 kg power Fire Extinguisher not 2 x keg			
Propeller Serial Numbers and secured by locking nut			
VHF with P4 /M2 and crew Intercom Operational			
Bilge Pump and Bailer			
Fuel tanks, lines, earth wire, shut off valve			
Helmets x 2			
Life Jackets x 2 with minimum buoyancy			
Kill Cord x 2 plus Spare Kill Cord max length 120 cm			
Whistle, Compress, sheaved Knife (both crew)			
Race Suits x 2, suitable footwear			
Race Numbers & Branding ROOKIES ORANGE IDENTIFICATION			
Boat Number on trailer?			
Flares mini carried by both crew			
Retirement flag			
Buoyancy			
Weight Check			
Engine HEIGHT check			
Fuel Tested ,Oil type			
Hull for Modifications ,sharp edges, protrusions			

Scrutineer's Signature _____

Drivers Signature _____

Date _____

Q CLASS 3 RULES
TO BE READ IN CONJUNCTION WITH CURRENT UIM RULES

CLASS 3 RULES

Q1 CONCEPT

- a) Class 3 powerboats are intended to race in open unprotected waters.

Boats may be powered by either Outboard or Inboard engines.

Outboard and Inboard are sub-divisions and will be classified separately, although they may run together in the same event.
- b) All 6ltr /4ltr /2ltr /boats must be provided with a reinforced cockpit area with canopy in accordance with UIM 508 rules. Class 3A/B boats are not required to conform to this rule.
- c) The boats must carry a minimum of two crew members; a driver and a navigator.
- d) Permitted modifications to engines are described in these rules.
- e) Safety takes priority over racing at all times.

Q2 CLASSIFICATION AND APPROVAL OF RACES

- a) The race calendar is co-ordinated and managed by your National Authority.
- b) Races must be approved by your National Authority.

Q3 How To Participate

You will need:

- a) A Class 3 boat that complies with the rules described below and UIM Rules.
- b) A Powerboat Racing Licence available from your National Authority under their terms and conditions for all riding crew members.
- c) To be medically fit to participate.
- d) To be within the age limits set by your National Authority and the UIM
- e) To be aware of the risks associated with powerboat racing and what you may need as an individual to mitigate those risks.
- f) All riding crew are required to be a member of an RYA Affiliated Powerboat Racing Club.

Q4 APPLICABILITY OF THE RULES

Except where otherwise indicated, the Rules set out below apply to all categories of Class 3.

Q5 THE RULES

- a) These rules should be read in conjunction with the General Racing Rules and the Advance Programme and any Race Instructions issued by the organising body in relation to the event.
- b) The Organisers shall judge, in accordance with the current rules, all cases not foreseen or seemingly inaccurately defined. Any driver who infringes any rules will be penalised.
- c) IF THE RULES SAY "YOU CAN DO THIS...", YOU CAN. IF THE RULES DO NOT SAY YOU CAN DO IT, THEN ASSUME THAT YOU CANNOT UNTIL YOU CHECK

Q6 AMENDMENTS

Proposed amendments to these Rules shall be considered at one year intervals by the RYA except that amendments relating to safety at an event shall be considered immediately by the event organising body.

Q7 ENTRIES TO NATIONAL AND INTERNATIONAL EVENTS

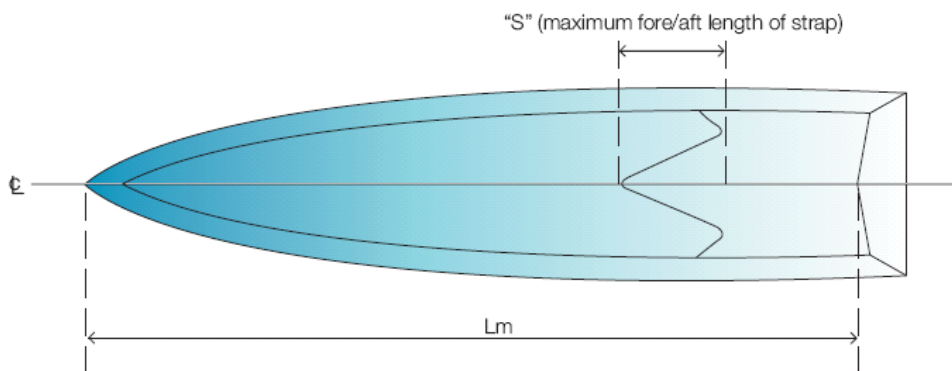
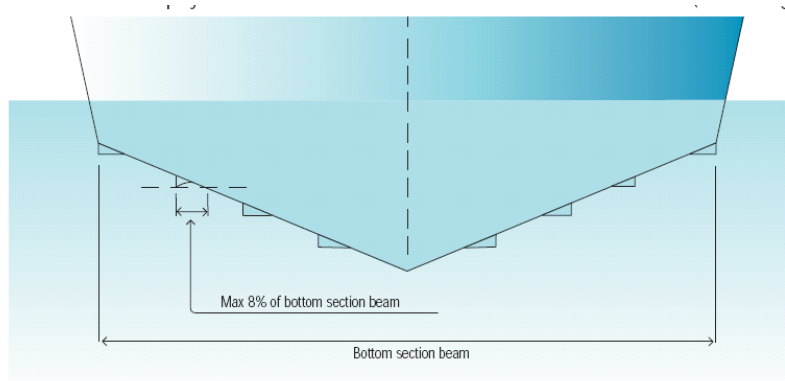
- a) The Organising body has the right to refuse entry to any boat which they consider unsuitable and/or which does not conform to the requirements of the rules. Reasons for refusal shall be submitted in writing.
- b) Competitors are required to have an international licence for races outside their own country.
- c) No organising body, organising an approved international race, has the right to refuse the entry of an international driver duly licensed by his own National Authority provided said driver conforms to the rules.

GENERAL EXPLANATION

Q8 MONOHULL DEFINITION

- a) A monohull should be a boat with one hull
- b) A minimum distance of 80% of the 'Measured Length' should in the centreline, be the deepest part of the hull
- c) Transverse sections should, from the centreline, have positive angles up to the sections maximum beam, except in the following two cases:
 - 1) Each spray deflector may have a concave surface with a horizontal width from the hull to the outside of the spray deflector of no more than 8% of the hull's Bottom-section-beam. (see diagram)
 - 2) Each spray deflector must not have a total downward angle exceeding 20 degrees.
 - 3) Steps which are swept aft may have a distance "S" of no more

than 25% of 'Measured Length'. (see drawing)



Ancillary equipment shall be provided as detailed under these rules, Advanced Programme and the Race Instructions.

DEFINITIONS AND CLASSES

Q9 THE CUBE RULE

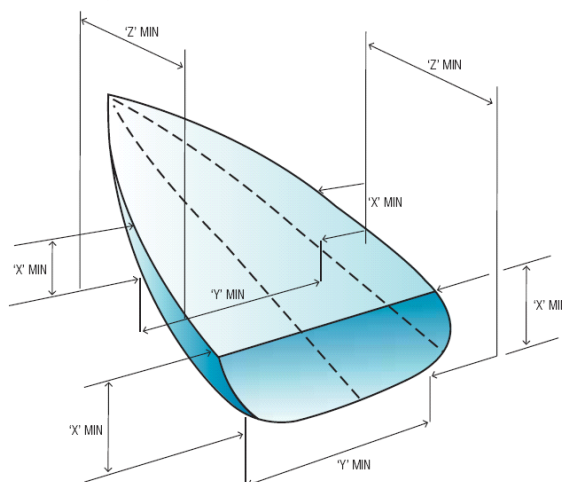
The outer surface of the hull excluding any protuberances such as chine rubbers and spray rails shall contain a "cube" of the following dimensions:

Class	Height ('X')	Width ('Y')	Length ('Z')
C - 2.0 litre	0.46m	1.2m	2.75m
B - 1.3 – 1.8 litre	0.46m	1.2m	2.35m
A – 1.8 litre	0.46m	1.2m	2.35m

For multihulls measured before November 1st 1994 the cube may be split in the longitudinal direction, in the vertical plane, into two equal parts, provided the two halves are set side by side. The split cubes may be turned 90 degrees.

Multihulls measured after November 1st 1994 do not need to contain the cube.

For monohulls, only the complete un-split cube is permitted



Q10 Boat Length, Weight And Engine Capacities

Class 3 sub divisions are established in accordance with the following CLASSES

Cubic Cap.	3A EPA	3B National	3B EPA	3C EPA	3D EPA	3S
	Up to 1800cc	1001-1350cc	Up to 1800cc	Up to 3000cc	Up to 6000cc	4101-6000cc
Max HP	115hp	-	115hp	200hp	400hp	600hp
Min Length	5.75m	5.0m	5.0m	6.5m	7.6m	7.6m
Max	7.0m	6.8m	6.8m	8.4m	10.00m	10.00m

Length						
Mono Min kg	700kg incl Crew	595kg	655kg	695kg	1400kg	1755kg
Multi Min kg	-	670kg	730kg	845kg	1400kg	1755kg
Add kg per m	-	50kg		65kg	100kg	110kg
Cube						
Length	2.35m	2.35m	2.35m	2.75m	3.60m	3.60m
Width	1.20m	1.20m	1.20m	1.20m	1.20m	1.20m
Height	0.46m	0.46m	0.46m	0.46m	0.46m	0.46m
Buoyancy						
Mono GRP	250l	270l	270l	370l	500l	500l
Mono Comp	130l	140l	140l	150l	280l	280l
Multi GRP	260l	280l	280l	380l	550l	550l
Multi Comp	160l	180l	180l	200l	300l	300l

All Technical rules for 3S shall be the same as for X-cat rule part 4: technical rules. That is for both boat and engines.

The weight for 3B are inclusive of the crew, see further rule Q14

In the 3A class, only monohulls will be accepted.

Q11 NAVIGATION LIGHTS

It is recommended that all boats carry navigation lights in accordance with the requirements of the International Rules for the Prevention of Collisions at Sea. Your National Authority will be able to advise on the requirements.

Q12 COCKPIT

- (1) The cockpit opening shall provide seating positions for the two drivers, with the following minimum dimensions:
length 0.76m, width 0.53m per crew, with a round-off radius of 0.25m.
- (2) There shall be a minimum cockpit clear depth of 0.38m everywhere, with the exception of seats, steering wheel and controls. Measurement is done from the upper part of the cockpit edge or from the top of the cockpit coaming if it

is substantial.

Q13 REINFORCED COCKPITS

Reinforced cockpits must be constructed in compliance with UIM Rule 730.2

Cockpit type:

Hatch opening per person : 55x55cm min.

Width: Shoulder level 60cm min

Clearance: helmet to hatch 10cm min

Cockpit construction:

- Windows to flanges joints must be glued and/or use bobbins of nylon or aluminium.
- Bolts: min 6mm stainless steel, nylock nuts, washers.
- Bolt Spacing: Max. 10cm if not glued.
- The outer edges of the canopy surrounding the hatch, must be fitted with a water deflector, (height 10mm min) to prevent water forcing open the hatch in the event of a capsize.
- Hatches must have a slot for pry bar use in emergency/rescue
- Controlling crew must have clear visibility ahead with adequate panoramic view.
- All canopied boats must be fitted with an operational carbon monoxide sensor

Window Areas:

- Material: Polycarbonate or similar
- Glass (in any form) is specifically prohibited
- Min thickness of window:

Side by side cockpits min 9.5mm

Screens with curvature and/or tandem cockpit min 7.9mm

NB// with the exception of the above specific criteria in this section, the 508 rules apply in full.

Q14 MINIMUM/MAXIMUM LENGTHS AND WEIGHTS

For class 3B only there is an additional minimum weight of 170kg for the combined weights of driver and co-driver, including racing vests and protecting helmets. The weight of the driver and co-driver are to be checked separately pre-race with dry race suits, racing vests and protecting helmets.

If the combined weight of the driver/co-driver does not reach the minimum of 170kg, the difference is to be added to the minimum boat weight.

When checking the weights of boats post race, residual fuel (Spare fuel) in the tanks will be included in the minimum weight, together with all safety equipment. Slings carried in the boat during the race will count as safety equipment. The boat must be

empty of water.

For all other Class 3 categories, the minimum weight mentioned is for a boat with the mentioned minimum length. For boats longer than the minimum, the weight shall be increased according to the formula shown in Q10/UIM 730.1.

The weight is ready to race dry, including all safety equipment (except the crew and their helmets and life vests). For control after a race, residual fuel in tanks will be included in the minimum weight. Slings carried in the boat during the race will count as safety equipment. The boat must be empty of water.

Q15 HULL DIMENSIONS UIM 732.

UIM 732.1

For Monohulls, the outer surface of the hull excluding chine-rubbers and spray rails, must contain a cube of the dimensions mentioned in the Q9/UIM730.1 chart

Q16 MINIMUM FLOTATION UIM 733

All boats shall contain a minimum volume of buoyancy permanently installed in the hull.

The minimum volumes measured in litres are mentioned in the Q10/UIM730.1 chart

If a boat is constructed of wood, the wooden weight content of the boat may be accepted as buoyancy as per the following formula: Wood weight in kg x 2 = litre of buoyancy.

Q17 WATER DEFLECTORS

Reinforced Water Deflectors forward of the crew are mandatory for all Class 3 boats. For boats in Class 3C & 3S reinforced water deflectors under the deck are also mandatory.

The reinforced water deflector must be designed and constructed of materials with sufficient strength to provide adequate crew protection both over and under the deck. The forward fairing on deck must rise to a minimum height of the chin of the tallest crew member when in the normal driving position. The top 50mm of the water deflector must be at least 45 degrees from the horizontal.

Scrutineers will examine boats with crew in the normal driving position.

Q18 FUEL

The only fuel to be used by any offshore powerboat must have the same characteristics as the fuel commercially available to the general public as dispensed from roadside pumps or marine fuelling facilities.

- (b) For petrol engines, no additives are permitted except lubricating oil providing that such oil does not increase the octane or the water content of the fuel or enhance the fuel by any other means.
- (c) For diesel engines, the fuel shall be that intended for use in diesel engine road vehicles or automotive based marine engines.
- (d) Bio-fuel is permitted as dispensed from roadside pumps or marine fuelling facilities. No additives are permitted except lubricating oil providing that such

oil does not increase the octane or the water content of the fuel or enhance the fuel by any other means.

- (e) The unleaded petrol must be as defined by the European Committee for Standardisation (CEN), EN 228 (2004), BSEN 7070 or other comparable national or regional standards. The Standard for Bioethanol Fuel is E85 Automotive 5293(2005)

Q19 FUEL TANKS AND LINES

- a) Must be secure in all directions and must not leak.
- b) Bulkheads of engine and fuel tank compartments must be sealed to the hull across the bottom and have sufficient height above the bottom to prevent fuel and fumes flowing through the boat. The separate compartments thus formed must have provision for separate pumping out of bilges.
- c) There must be an easily accessible means of shutting the fuel supply off from the tank(s). When additional electric pumps are fitted to the fuel supply of outboard motors a fuel cut-off switch for the pump must be fitted within easy reach of either crew members. The position of the fuel cut-off switch must be clearly marked for safety reasons.
- d) Boats must have suitable arrangements for filling and venting which are not close to any hot equipment such as exhaust manifolds. All boats must have fuel venting capabilities outside of the crew containment area.
- e) The fuel tank or tanks must be grounded to enable the discharge of static electricity, excluding rubberised bladder tanks.

Q20 VHF RADIO

- a) EVERY race boat must have on board an operational, multi-channel 25 Watt PEP VHF radio which has channel M2 or a waterproof hand held VHF Radio which is certified waterproof by manufacturer.
- b) This VHF radio shall be capable of transmitting on the international distress frequency.
- c) The appropriate ships licences for VHF Radios must be obtained from Ofcom and displayed on board as required by their regulations.
- d) It is mandatory for one riding crew member to hold a VHF Operators licence.
- e) It is recommended that the radio be integrated with the intercom in the helmet to enable monitoring of race boat radio channel whilst racing, so as one team member can listen for any instruction at least by use of ear piece connection to radio.

Q21 RACING VESTS AND LIFE JACKETS

- a) Racing Vests must be worn at all times by all persons on board whilst on the water.

- b) Crews racing in canopied boats with restraints and air systems must use racing vests, cell suits or floatation suits with near neutral buoyancy. Lifeline cell suits or Crew saver style manual inflation jackets are recommended providing crutch straps if fitted are used.

Q22 INTERCOM

It is highly recommended to have an intercom system, between driver and navigator, installed and operational.

It is Mandatory to have an intercom system, between driver and navigator, installed and operational in canopied Boats and all boats with tandem seating.

Q23 TOWING LINES

- a) All boats must carry a towing grab line permanently fixed to the towing eye or bow eye and no longer than the overall length of the boat to avoid fouling the propeller and so as to avoid the crew having to clamber out on to the bow to accept a tow.
- b) All boats must carry an additional towing line at least twice the length of the boat
- c) Towing lines must be of sufficient length and strength for the purpose of towing. All ends must be whipped or welded, and chafed or worn ropes must be renewed.

Q24 ANCHOR

An anchor appropriate to the size and weight of the boat shall be carried aboard at all times and be stowed in an accessible place if stipulated in the Advance Programme or Race Instructions. unless a drogue is what is required

Q25 COMPASSES

- a) All boats must carry a main compass, securely mounted, and capable of being read
- b) No large metallic objects should be stowed in the near vicinity of the main compass nor should the compass be swung whilst the boat is on her trailer.
- c) It is permitted to use electronic steering compasses and/or electronic position fixing equipment. It is expressly forbidden to interface any of this equipment to the steering system.
- d) It is strongly recommended that a secondary compass of a non-electronic type is carried.

Q26 FLARES

- (a) All boats shall carry a minimum of 2 red location flares and 2 orange smoke flares, In addition one mini flare pack (8 flares) shall be personally carried by each crew member.
- (b) All flares, if carried, shall be securely stowed in a conveniently accessible place, shall bear either the date of manufacture or the expiry date in original manufactured form (not handwritten), shall be not more than 3 years old and shall have a minimum burn time of 40 seconds.

Q27 RACE NUMBERS AND DECALS

To Obtain a Race Number See F1

- a) Numbers shall be painted in waterproof black paint on a yellow or white background or be made of black coloured self-adhesive materials of adequate strength. No number may begin with a zero. All numbers shall be plain and upright.
- b) The numbers shall be painted so as to be clearly visible from both sides and from above. Those on the beam shall be placed on the forward half of the boat.
- c) Those numbers displayed on the foredeck and on the underside of a tunnel shall read correctly from the transom and both class letter and number shall be underlined by a black bar. If displayed on the afterdeck, the number shall read correctly from the transom and must be underlined by a black bar.
- d) The individual numbers shall conform to the following minimum dimensions, the only exception being where the size of the boat does not allow the minimum size to be carried.

Height:	30cm	Width:	23cm
Thickness:	5cm	Spacing:	13cm

- e) Each numeral shall be contained within the imaginary square made up of the height and width and the spacing taken between the imaginary vertical lines of the square. The numeral 1 (one) is governed only by thickness and height and the spacing is measured from the edge. The background shall extend at least 23cm in front of and beyond the end numerals and at least 7.5cm above and below the numerals. All numerals shall be plain and upright.
- f) The class letter shall precede the numbers and letters must be the same minimum dimensions as the numbers.

The letter and numbers shall be separated by a dash.

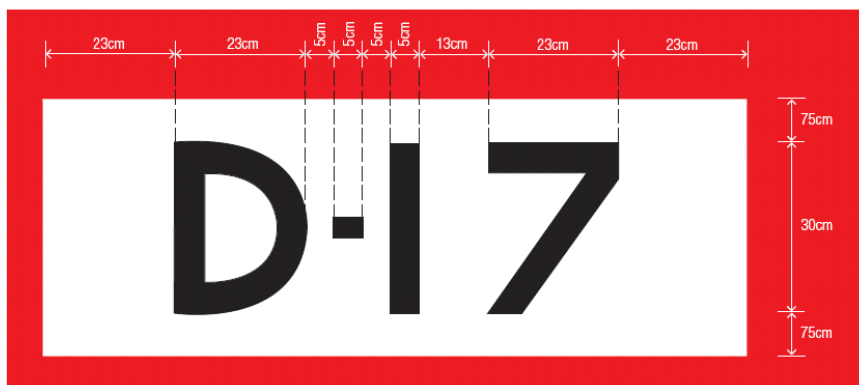
Class letters are:	Class 3C		C
	Class 3B		B
	Class 3A		A

On all boats the numbers shall be positioned as far forward as possible whilst adhering to the requirements of rules in Section E of the General Section.

On catamaran boats the numbers must be placed on:

- (1) The foredeck within front third of boat
- (2) The tunnel underside within front third of boat
- (3) The outside of both sponsons within front third of boat
- (4) On all other boats the numbers must be placed on:
- (5) The foredeck within front third of boat.
- (6) Both sides of the hull within front third of boat.

- g) The beam race numbers may also be painted or glued on slightly curved non-vertical surfaces provided that the whole number is within 30 degrees from the vertical position. The height must be 0.30m measured vertically.



Red in diagram indicates any boat colour (example only).

Q28 ADVERTISING & PAINTWORK

- (a) Unlimited advertising is permitted on all racing boats, with the following exception:

No advertising (or sign writing of any kind, including the name of the boat) is permitted within 0.50m of the racing number in the same plane. Sign writing includes vertical stripes. No computerised running or slanting numbers (or fancy paint work running up to the numbers) is allowed.

- (b) No owner or crew can be compelled to carry any advertising whatsoever on their person, clothes or upon the boat that is being raced and his/their refusal to do so cannot in any way be an obstacle to their participation in any race.
- (c) Political publicity or immoral advertisements are not allowed.
- (d) Craft not using a personal restraint system shall not have orange bows or any paint scheme which may cause confusion with that required by rule P1 (b).

Q29 NATIONAL FLAG

All boats must display their national flag throughout the race. If it is painted on each side of the boat it must be the Union Flag the minimum size must be 450mm x 300mm

Q30 PROTECTIVE CLOTHING

- a) Wet Suits – It is very highly recommended that a neoprene wet suit be worn at all times when racing or testing. For national races, a neoprene ‘shorty’ wet suit covering the torso must be presented at scrutineering as a part of the boat’s safety equipment. Each crew member must have a ‘shorty’ wet suit which must fit them properly, one diving mask.
- b) Overalls – All crew members whilst racing must wear suitable protective clothing that covers the torso and all limbs to the wrists and ankles.
- c) Protective clothing used must be durable enough to provide bodily protection and it is recommended to be fire retardant.

Q31 ENGINE ELIGIBILITY

Non EPA /CARB OUTBOARD ENGINES (UIM 734)

- a) UIM 734.1
Class 3 outboard engines shall be strictly production engines such as the standard marine production engines sold by manufacturers to leisure boating (or touring) customers.
- b) UIM 734.2
For a newly homologated engine to be eligible for Class 3, Manufacturers must certify that their motors meet the UIM requirements on noise when fitted to an appropriate boat. Engines already homologated do not require this certification. The noise level is to be measured by means of a phonometer which conforms to the specifications laid down by the IEC and ANSI, a precision sound meter using the “A” weighting and set to slow response. The registering microphone is placed at a distance of 25m from the boat. The boat must pass it at top speed. Measurements must be made on open water free from all obstructions over a minimum distance of 25m in all directions. Two measurements must be carried out, while the boat approaches and while moving away. Neither of the measurements is to exceed 91db (A) with a 4db (A) tolerance.

For Mercury XR2 and 2,5EFI the exhaust plate must be fitted.

- c) UIM 734.3
The only outboard engines eligible for use in Offshore are those approved (at time of homologation application) by Cominoff.
- d) UIM 734.4
No. of manufactured engines up to 1000cc= 1000 units
1001-2000cc = 500 units
Above 2001cc = 250 units
- e) UIM 734.5
An outboard engine shall be able to run at reduced speed.
- f) UIM 734.6
The engine being placed in the water, the cooling shall be affected by a water-circulation pump. The intake to the circulation pump may be modified for cooling purposes only. Bearing carriers and prop shafts may be changed from original. Refer also to UIM735.16 for water intake definition
- g) UIM 734.7
An electric or manual starter should assure a quick and easy start without external aids. It shall be used as it was supplied by the builder, no adjustment or alteration being allowed.

Q32 EPA /CARB OUTBOARD ENGINES (UIM 734.8)

EPA/CARB approved Engines used in Class 3 shall be strictly standard marine production engines as marketed by manufacturers to leisure boating (or touring) customers.

- a) UIM 734.9
At time of homologation, manufacturers must certify that their motors meet the UIM requirements regarding noise when fitted to an appropriate offshore powerboat. The noise level is to be measured by means of a phonometer which conforms to the specifications laid down by the IEC and ANSI, a precision sound meter using the “A”

k) the carburettor body of float housing.
UIM 735.11
All external (not contained within the power head) studs, screws, nuts bolts and their washers are free as well as the method of locking them, providing there is no performance advantage.

l) UIM 735.12 **TWIN INSTALLATIONS**
When twin engines of the outboard type are installed, but the particular type is not available with opposite hand propeller rotation, it is permitted to modify the drive of one unit to opposite hand rotation provided that:

- the standard underwater casing is retained
- the final propeller ratio to the crankshaft is unaltered.

It is also permitted to change the rotation of one unit if an alternative opposite hand rotation underwater unit, or kit of parts to modify the unit, is offered by the manufacturer or his concessionaire. In that event the gear ratio of the single altered engine may vary from standard provided that it is an incorporate part of the alternative unit or kit.

m) UIM 735.13
The use of thrust blocks mounted on the lower unit and or on the boat is permitted

n) UIM 735.14
Power trim – a properly engineered system for altering engine trim whilst underway is permitted

o) UIM 735.15
In the process of modification, minor optional alternatives as listed and priced by the makers may be permitted provided they do not affect engine performance, but improve convenience and safety

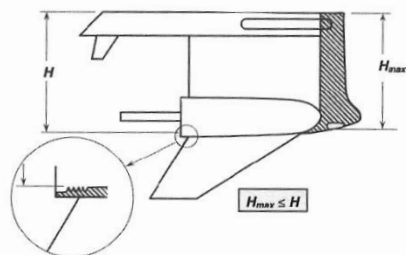
p) UIM 735.16
The Water intake may be repositioned; it must however remain on the gear case torpedo. The width or height of the gear case torpedo must not be changed. The length may be increased. The rear edge of the water intake opening must not be further back than 30% of the total length of the modified gear case torpedo.

The original intake to the circulation pump may be filled in and faired.
The front of the gearcase may have material added for cooling purposes.

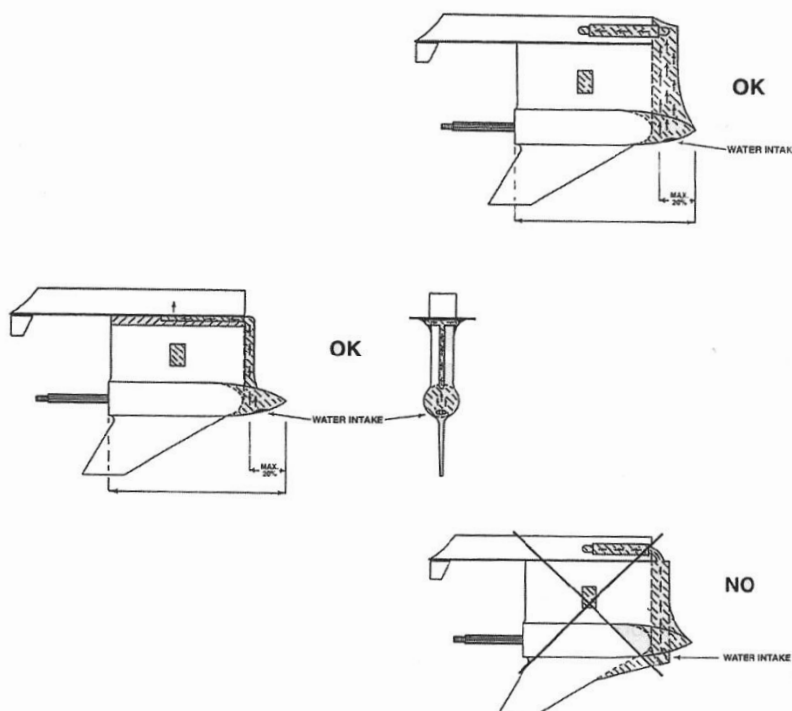
The width of the gearcase must not be increased, except where the gearcase meets the lower side of the anti-cavitation plate.

The modification shall be for cooling purposes only and shall form a radius. It is also permitted to add material to the centre section exhaust housing for the purpose of reducing noise.

Remote water pick-ups are not allowed.



Method of measuring maximum depth of water intake.



- q) UIM 735.17
Lighter flywheels as made available by the manufacturer may be fitted.
- r) UIM 735.18
Transom brackets may be reinforced
- s) UIM 735.19
The fuel connector in the lower cover may be removed and the fuel hose from the fuel tank connected directly to the fuel pump. If this is done, the opening left after the connector and around the fuel hose must be sealed to prevent extra air entering inside of cover.
- t) UIM 735.20
It is permitted to replace lubricating systems using oil tanks and oil pumps with lubrication oil mixed into the fuel. Caps or covers in the motor cover cannot be removed to provide extra air inlet.
- u) UIM 735.21
Measurements not quoted in the homologation sheet may not be altered. If a detail cannot be verified with the aid of the pictures in the homologation sheet, the part in question can be compared to a corresponding stock part. In such a comparison it is

only possible approximately to use the comparable measurements as the manufacturing tolerances are not available.

A component may be machined in order to reach the required specific dimension, which is quoted in the engine homologation file.

A component for which the weight is quoted in the homologation file may be adjusted down to the weight, by machining or grinding, provided that the area where metal is removed is the same as used by the engine manufacturer.

This is known to be at the top or at the bottom, or both for piston connecting rods. Balancing of one or all piston connecting rods is permitted, as long as this is in accordance with manufacturer's procedures.

Polishing of connecting rods is not permitted. When the volume of the combustion chamber is specified in the homologation sheet the cylinder head may be faced to achieve the volume allowed. It is allowed to add material to the leading edge of the gear case skeg.

- v) UIM 735.21.1
Violation of any of the above rules will entail disqualification

Q34 MODIFICATIONS PERMITTED (EPA/CARB) OUTBOARD ENGINES (UIM 735.22)

- a) UIM 735.22
The propeller is free, together with its washer(s) and nut(s).
- b) UIM 735.23
The steering bar and brackets may be reinforced as a safety measure. It is also permitted to modify the standard engine cowling in order to facilitate the fitting of steering assemblies, provided that any openings are sealed so the engine can not pull in any additional air.
- c) UIM 735.24
The rubber mounts of the engine may be changed or substituted.
- d) UIM 735.25
All external (not contained within the powerhead) studs, screws, nuts, bolts and their washers are free as well as the method of locking them providing there is no performance advantage.
- e) UIM 735.26
Where two engines are fitted, the counter rotation of one underwater unit is permitted providing:
- The standard underwater unit casing is retained
(subject UIM 735.30)
 - The final propeller to crankshaft ratio is unaltered
- f) UIM 735.27
The use of thrust blocks mounted on the lower unit and or on the boat is permitted.
- g) UIM 735.28
Power Trim: a properly engineered system for altering engine trim whilst underway is

permitted.

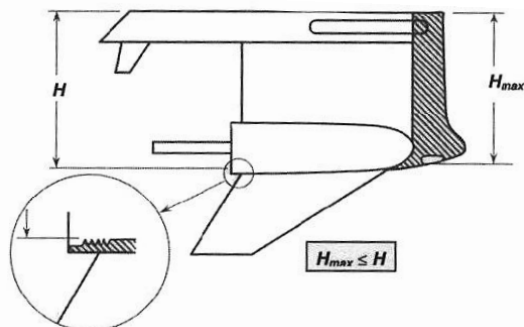
- h) UIM 735.29
In the process of modification, minor optional alternatives as listed and priced by the manufacturer of the homologated engine, may be permitted providing they do not affect engine performance, but improve convenience and safety

- i) UIM 735.30
The Water intake may be repositioned. It must however remain on the gear case torpedo. The width and or height of the gear case torpedo must not be changed. The length may be increased. The rear edge of the water intake opening must not be further aft than 30% of the total length of the modified gear case torpedo.

The original intake to the circulation pump may be filled in and faired.
The front of the gearcase may have material added for cooling purposes.

The width of the gearcase must not be increased, except where the gearcase meets the lower side of the anti-cavitation plate. The modification shall be for cooling purposes only and shall form a radius. It is also permitted to add material to the centre section exhaust housing for the purpose of reducing noise.

Remote water pick-ups are not allowed.



- j) UIM 735.31
Transom brackets may be reinforced.

- k) UIM 735.32
The fuel connector in the lower cover may be removed and the fuel hose from the fuel tank connected directly to the fuel pump. The remaining void must be sealed to prevent any extra air entering the cover.

Q35 MODIFICATIONS NOT PERMITTED (EPA/CARB) OUTBOARD ENGINES (UIM 735.33)

- a) UIM 735.33
The following modifications are expressly NOT permitted.
- (a) 'Blueprinting' of the powerhead.
 - (b) Alteration or modification of any powerhead components.
 - (c) Removal of material from the powerhead for any reason other than recognised (by the manufacturer) repair.
 - (d) ECU/PCM's equipped with data memory, must not have the memory erased

or modified without the prior permission of the Technical Inspector. Any information sourced by the technical Inspector from ECU/PCM's race data memory which does not correspond with the technical data declared by the manufacturer in the homologation file will be viewed as reason for disqualification.

- b) UIM 735.34
Violation of any of the above rules will entail disqualification

Q36 ENGINE ELIGIBILITY COMPLIANCE

- a) It is the Race Committee's duty to decide upon competitors' eligibility and as to whether boats and engines conform to the rules. If a Race Committee decides to check an engine in order to verify its eligibility, the cost shall be borne by the competitor if the engine fails the eligibility check, otherwise the cost will be borne by the race organiser.
- b) When a competitor raises a protest against another competitor over the eligibility of an engine, and in order to prove this eligibility an engine is required to be checked, then the costs involved are to be borne by the losing party. This means that following a protest, if the engine is found to be illegal the protestee shall pay for the checking. If however, the engine conforms to all the rules then the cost of checking shall be borne by the protestor.
- c) The National Authority may appoint a number of engine inspectors who can attend any engine inspection or carry out their own checks with the Chief Scrutineer at any event.

Q37 ACCIDENT AID – UIM RULE 206

It is mandatory for the first competing boat to arrive at the scene of the incident to stop and offer assistance. If no qualified rescue assistance is present.

Placing and championship points shall be awarded to any boat/driver that stops at the accident and provides assistance. Such placing shall be related to the last confirmed position it held prior to the time of stopping at the accident scene after deleting all non-finishers from the placing list.

However, except in extreme circumstances as decided by the race committee, the boat/driver that gives assistance must, when relieved of their duties by suitable rescue personnel, continue in the race until the completion.

Providing such competitor does finish at the completion of the race, at racing speed, the 70% rule shall not be applied to that boat/driver.

Should such boat/driver improve its position, it will keep its better place.

Penalties imposed by the OOD or the RYA/UIM Commissioner for reason of failing to stop in an accident or dangerous driving must be imposed as soon as possible on receipt of the evidence of the offence. In a multi-heat championship this must be before the next heat.

Q38 RACE POINTS SCORING SYSTEM – ALL CLASSES

- (a) Points will be awarded to the driver and Co driver separately.

- (b) Points are not transferable into other classes or between boats.
- (c) Any driver/co-driver combination disqualified from a race as a result of a technical infringement should lose all points to date, and those races may not be dropped as worst results for championship point's status.
- (d) Any driver/co-driver/boat/team disqualified from a race for any other reason may not drop that race as a worst result for championship point's status.
- (e) Spot checks will be carried out, un announced; at Championship races to verify that boats comply with the eligibility rules.

First place	400 points
Second place	360 points
Third place	324points
Reducing by 10% thereafter	

Q39 YELLOW CARDS, RED CARDS AND ASSOCIATED ADDITIONAL PENALTIES

Yellow and red cards can be given to any crew member by the OOD or the RYA. Commissioner.

Up to two yellow cards can be given for each incident of dangerous driving and a red card can be given for any incident of extreme blatant dangerous driving.

A crew member given a red card is immediately prevented from taking any further part in the event and will be referred to the RYA.

A crew member with three or more yellow cards will lose the right to take part in the next event and will be referred to the RYA

All yellow and red cards will be confirmed in writing and will be posted with the results. Any crew member issued with a yellow or red card has sixty minutes from the time of posting the results in which to lodge a protest.

The organiser shall inform the National Authority of the crew member. Within three days if any cards are issued.

Each yellow card is valid for 12 months from the date of issue

Yellow and red cards will be recorded in the Commissioners report.

Yellow and red cards may be issued on the evidence of any media/TV footage.

Q40 ASSOCIATED ADDITIONAL PENALTIES

In addition to the above, the associated additional penalties listed in the table below Will be applied. If the resulting associated additional penalty includes a time penalty, then the appropriate time will be added to overall elapsed race time if the card is given for an on water offence.

Penalty Card	Number of offence	Associated Additional Penalty
Yellow	First yellow	1 minute penalty
	Second yellow	2 minute penalty
	Third yellow	3 minute penalty
Double Yellow	First double yellow	2 minute penalty

	Second double yellow	4 minute penalty
Red	First offence in calendar year	disqualification from that event.
	Second offence in calendar year	disqualification from the rest of the series

Q41 CHAMPIONSHIP SPECIFIC PENALTIES

At the discretion of the OOD, a yellow card penalty may also be applied in conjunction with the penalties listed below. A written penalty notice will be given and the time of the penalty written on the notice.

a)	Smoking in the defined wet or dry pits:	£200 fine.
b)	Fuel transfer outside the designated fuelling areas:	£200 fine.
c)	Launching: persons on boats whilst being lifted or craned:	£200 fine.
d)	Failure in launch/ramp discipline; III. first offence:	warning and/or £100 fine
	IV. second offence:	£200 fine
e)	Late or non-attendance of prize winners at the prize giving, without previously tendering apologies to Race Secretary:	£150 fine
f)	Not wearing race overalls at podium presentation:	£150 fine.
g)	Failure to present engine or craft for technical examination:	Disqualification.
h)	Misrepresentation or providing untrue statements:	Disqualification.
i)	Failure to raise and fly retirement flag when able:	£100 fine.
j)	Failure to report Retirement to Race / Safety Control:	£100 fine

These penalties are not exclusive and do not protect the offender from further action by the organisers / RYA. Penalties will be applied by the OOD. Penalties 1 to 10 above may be protested. Protests must be lodged within one hour of the penalty being issued.

Q42 FAILURE TO PAY ANY FINE

Competitors will not be allowed to participate in the next event of the series until all outstanding fines are paid. This will be carried over between seasons if applicable.

Q43 RYA OFFSHORE CLASS 3 SCRUTINEERING CHECK LIST

SCRUTINEER: _____ EVENT: _____
 DATE: _____

	RULE NUMBERS FOR NATIONAL CLASSES	BOAT NO:	CLASS:	HEAT NOS:			NOTES
	Class 3	ITEM:		1	2	3	
1			EVENT RACE INSTRUCTIONS				
2	D7		ENGINE HOMOLOGATION SHEET				
3	Q20		VHF RADIO				
4	E35		CHARTS				
5	D4		MEASUREMENT CERTIFICATE				
6	Q27		RACE NUMBERS / RYA DECAL				
7	Q28		ADVERTISING				
8	Q29		NATIONAL FLAG – 45 X 30 CMS				
9	E1		TOWING CLEAT AND EYES				
10	Q23		TOWING LINE				
11	F6		CRANAGE LAUNCHING AND RECOVERY				
12	E17		ENGINE MOUNTINGS				
13	E19		ENGINE HAZARDS				
14	E21		TIE BAR (twin motors)				
15	E18		ENGINE WELL (OUTBOARDS)				
16	E3		STEERING & CONTROL CABLES				
17	E10		FORWARD AND REVERSE GEAR				
18	E6		DECKS				
19	Q16		MINIMUM FLOATION				
20	Q11		NAVIGATION LIGHTS				
21	E7		WINDSCREEN / EDGES MASKED				
22	Q17		BULKHEAD / WATER DEFLECTORS – CL III				
23	E4		SEATS, STRENGTH & SECURITY				
24	E11		THROTTLE CONTROL				
25	E16		ENGINE CUT-OUT				
26	E12		ELECTRICAL HARNESS & WIRING				
27	Q25		COMPASS(ES)				
28	E9		FUEL TANKS, LINES & EARTHING, CUT-OFF				
29	E12		BATTERY INSTALLATION / ISOLATER SWITCH				
30	E20		SHAFT GUARDS (Inboards)				
31	E13		BILGE PUMP SYSTEM				
32	E25		EXTINGUISHER SYSTEM (Inboards)				
33	E24		FIRE EXTINGUISHER/S				
34	Q20		VHF RADIO				
35	E14/Q24		ANCHOR & LINE				
36	E34		ORANGE FLAG (60x40)				
37	Q26		FLARES FOR BOAT				
38	E28		HELMETS + correct fitment				
39	Q22		INTERCOM (mandatory in tandem canopied boats)				
40	E30 + Q21		LIFEJACKETS + correct fitment				
41	E31		PROTECTIVE CLOTHING				
44	E32		COMPRESS, WHISTLE, KNIFE				
45	Q26		FLARES				

46	UIM 508	CANOPY & WATER DEFLECTION			
47	UIM 508.19	STROBE LIGHT			
48	UIM 508.27	ORANGE BOW / NUMBER OF CREW			
49	UIM 730.2	CANOPY, SIZE, OPENING & BANDING			
50	UIM 508.11	DIVERS' GRAB HANDLES			
51	UIM 715.12	SEAT BELT CUTTER			
52	UIM 508.18	STOP BUTTON / FUEL SWITCHES			
53	UIM 508.20	REAR OF HEAD PROTECTION + CLEARANCE			
54	UIM 508.21	RESTRAINT BELTS / FIXING & SEATS			
55	UIM 508.28	BUOYANCY			
56	UIM 508.25	LIFEJACKETS			
57	UIM 508.23	VISIBILITY / MIRRORS / CLEANING			
58	UIM 508.16	AIR SUPPLY			
59	UIM 730.2	CANOPY RELEASE & IDENTIFICATION			
60	UIM 508.24	CARBON MONOXIDE ALARM			
61	UIM 508.26	WATER ACTIVATED LIGHTS			

SCRUTINEER signature: _____

RYA/PB8/April 2006/August 2009/May 2010/April 2011/ May 2012/Aril 2014

R GUERNSEY CHAMPIONSHIP

See Guernsey website for GPA Rules – www.guernsey-powerboat-association.com

S MARATHON CLASSES RULES – TO BE READ IN CONJUNCTION WITH UIM RULES 1200

S1 CONCEPT

	Marathon Class is for sea worthy offshore craft capable of undertaking independent extended offshore passages in unprotected waters. Include typical picture of Marathon boat here
a)	<p>If there are not enough registered boats in any National Marathon class by the required date then the ORC may invoke the joint National championship rule. The ORC then will describe which of the classes that will be combined for that season only.</p> <p>The joint championship will stay in place for that season even if more boats are registered in either or both of the classes that are combined.</p> <p>The joint National championship will score points 9,6,4,3,2,1 and one point for each 'boat' beaten in the joint class - to be counted the 'boat' must have entered, passed scrutineering, attended briefing but not necessarily started</p>

S2 ULTRA MARATHON RACES:

	Ultra marathon races are defined as races where the total distance at one or more races exceed 500 nautical miles in total.
--	---

S3 SAFETY REQUIREMENTS FOR ORGANISERS OF ULTRA MARATHON RACES

	<ol style="list-style-type: none"> 1. The Organisers must establish a central race control location from which a dedicated team can monitor the progress of boats via the boat tracker system. 2. The organiser must also present risk assessment and an environmental risk assessment to the National Authority at least 90 days prior to the start of the race 3. The Organisers must clearly define the financial implications applicable in the different countries should a boat have to be rescued or team members have to be transported ashore by rescue services.
--	---

S4 MARATHON LICENSING REQUIREMENTS.

	<p><u>RYA Marathon Powerboat Racing Licence</u></p> <p>For newcomers to the sport and for existing Competitors that have not held a marathon licence in the past two years, the following criteria must be met before a licence will be issued;</p> <ol style="list-style-type: none"> 1. Minimum Age requirement – 18 years at time of race. 2. RYA Powerboat Race Training must be completed - Full details of this can be found in RYA Powerboat Race training manual PB3 and on the RYA website. 3. A detailed CV of Powerboat Racing and Boating experience must be submitted with Licence Application Form 4. A minimum “RYA” qualification or military equivalent of one of the following; <ul style="list-style-type: none"> • RYA Advanced Powerboat • RYA Day Skipper* • RYA Coastal Skipper* • RYA Yachtmaster* 5. Current First Aid Certificate – Driver & Co-Driver/Navigator 6. Current Sea Survival Certificate – Must be held by All Crew Members 7. Immersion Test Certificate – For Canopied or Partial Canopied Boats <p>* Theoretical Qualification’s will not be accepted on their own</p> <p>Previously experienced competitors who do not hold a formal qualification will be assessed by their own National Authority in order to determine if the competitor competent and eligible to apply for a marathon licence.</p> <p>Existing Marathon Licence Holders are now required to submit a copy of their First Aid Certificate & Sea Survival Certificate with their Licence Application to the RYA Powerboat Racing Department before their licence will be issued.</p> <p>Minimum number of crew on board is 2 persons; maximum number of crew on board is 6 persons. Minimum age is 18 years at the start of the event.</p>
--	---

S5 COMPETITION RULES:

a)	<p>DECALS - UIM 1200.2.1</p> <p>Competing craft will be asked to display the race decals on either side and on the deck of the craft. The decals will be provided by the Organisers/Sponsors.</p>
b)	<p>OUTSIDE ASSISTANCE - UIM 1200.2.2</p> <p>Including fuelling at a port or marina en route is allowed. Ship-to-ship or air-to-ship re-fuelling at sea is not permitted. Any competing craft may be towed and if a tow is accepted, then that competitor will be treated as a retirement from the race.</p>

<p>c)</p>	<p>IDENTIFICATION - UIM 1200.2.3</p> <p>All competing craft must carry race numbers as laid down in the UIM Rules: this includes deck numbers. Race numbers shall include a prefix letter, 'A', 'B', 'C', 'D', 'E', 'F', 'G' or 'H' to match each sub-class of Marathon classification. Numbers shall be painted in waterproof black paint on a yellow or white background or be made of black coloured self-adhesive materials of adequate strength. No number may begin with a zero. All numbers shall be plain and upright. The numbers shall be painted as to be clearly visible from both sides and above. Numbers must be placed on both sides of the hull within the front third of the boat and on the foredeck within the front third of the boat. Numbers displayed on the foredeck must read correctly from the transom and shall be underlined by a black bar.</p> <p>Minimum dimensions for individual numbers must be: Height = 30 cm; width = 23 cm; thickness = 5 cm; spacing = 13 cm. The background shall extend at least 23 cm in front of and beyond the end number and at least 7.5 cm above and below the numbers. British boats will be expected wherever possible to make a race number change where an overseas competitor has the same number.</p>
<p>d)</p>	<p>ADVERTISING - UIM 1200.2.4</p> <p>No part of any advertising, sign writing, flags, badges, emblems or marks of any kind shall be within 24 inches of the race number. No material may be displayed which advertises any product which is in conflict with the race sponsor's products unless prior permission in writing is obtained. Display material considered to be offensive in the opinion of the organisers will be required to be removed. Failure to comply could result in disqualification.</p>
<p>e)</p>	<p>RACE FUEL - UIM 1200.2.5</p> <p>Only standard fuel as available from retail pump outlets will be allowed. No performance enhancing additives are permitted.</p>

S6 RACE BOATS:

<p>a)</p>	<p>HULL LENGTH - UIM 1200.3.1</p> <p>The minimum hull length for all competing craft is 24ft/7.32 meters and the maximum for all is 50ft / 15.20 metres using UIM standard measurement procedure. See Class classifications. A diagram is available from the Organisers for clarification</p>
-----------	--

<p>b)</p>	<p>SPEED - UIM 1200.3.2</p> <p>All competing craft must be capable of exceeding 40 knots, except for Historic Class boats. Historic Class boats must have a speed capability of 30 knots up to a maximum of 50 knots.</p>
<p>c)</p>	<p>MONOHULL BOATS - UIM 1200.3.3</p> <p>In the Spirit of Offshore Endurance Racing, all competing craft must be Monohull or stabilised Mono Hull unless otherwise agreed by the race organizer.</p> <p>Stabilised Monohull – Definition A planing craft with a single, central main hull that provides the majority of the hydrodynamic lift (greater than 90%) when proceeding at planning speed, coupled with two stabilizing sponsors, placed on each side of the main hull, that provide stability in roll.</p>
<p>d)</p>	<p>CANOPIED BOATS - UIM 1200.3.4</p> <p>Must have a current Measurement Certificate and comply with full UIM 508 rules for canopies.</p> <p>Additionally the following rules apply:</p> <ol style="list-style-type: none"> 1 Boat builders/designers must confirm in writing that the boat is designed for such activities and to race in a given class. This confirmation is to be supported by detailed technical drawings as appropriate. 2 Crew must be able to demonstrate that they can safely exit the boat (maximum recommended exit time 30 seconds) This may be subject to scrutineer testing at events. 3 The nominated skipper of the vessel accepts ultimate responsibility for complying with all of the above requirements 4 Carbon monoxide sensors and alarms must be fitted in all canopied boats.
<p>e)</p>	<p>PARTIAL CANOPY BOATS - UIM 1200.3.5</p> <p>Partial canopies may be permitted subject to the technical inspector's approval, this process must be commenced a minimum of 3 months before the event.</p> <p>There must be an opening hatch with a minimum open space sufficiently large (minimum 55cm X 82.5cm) for each person in the boat to exit immediately. Alternatively, there must be an open space in the rear of the craft sufficiently large (minimum 1.3m X 1.3m) for all crew to exit the boat immediately. Access at this opening must not be restricted in any way whatsoever.</p>

Partially canopied boats may have restraint systems fitted which, if fitted, must comply with the following Offshore Rules: 508.01 (Crew Immersion Test), 508.17 (Air Supply), 508.19 (stop buttons for engine cut-off), 508.21 (Rear of Head Protection) and 508.22 (Specification of 5 or 6 strap Harness).

Additionally the following rules apply :

- 1 Boat builders/designers must confirm in writing that the boat is designed for such activities and to race in a given class. This confirmation to include key safety points below, with detailed technical drawings supplied as appropriate.
- 2 Crew must be able to demonstrate that they can safely exit the boat (maximum recommended exit time 30 seconds) This may be subject to scrutineer testing at events. .
- 3 Seat belt mounts must be of appropriate strength and position, considering the boats maximum designed speed – see 508 rules
- 4 Structure of the partial canopy must be of similar strength to the hull/running surface of the boat
- 5 The screen must be of a suitable materials and have flanges adequate to offer the strength required to meet the anticipated loads and speed of the craft
- 6 All crew must have in date immersion test training and hold a current immersion test certificate.
- 7 Doors or hatches must be so designed to allow them to be easily opened from inside and out and must be labelled to allow rescuer to immediately understand opening system and backup system – hinges must have removable pins
- 8 There must be an air system provided for each crew member – spare air systems are not acceptable
- 9 There must be a minimum clearance between seats or door aperture of 40cm if this is the primary exit route
- 10 The nominated skipper of the vessel accepts ultimate responsibility for complying with all of the above requirements
- 11 Carbon monoxide sensors and alarms must be fitted in all canopied boats.

All competitors and crew members who race in boats with restraints, canopies, and partial canopies must hold a current immersion test certificate.

<p>f)</p>	<p>SEAT BELTS/RESTRAINTS - UIM 1200.3.6</p> <p>No seat belts or restraints whatsoever are permitted in open boats, i.e. boats with no canopies or boats with partial canopies.</p> <p>All competitors and crew members who race in boats with restraints, canopies, and partial canopies must hold a current immersion test certificate.</p>
<p>g)</p>	<p>REINFORCED WATER DEFLECTOR - UIM 1200.3.7</p> <p>ALL Craft with a top speed in excess of 50 knots which do not have a forward cabin structure must have a Reinforced Water Deflector over and under the deck, designed and constructed of materials with sufficient strength to provide adequate crew protection.</p> <p>The forward fairing on deck must rise to a minimum height of the chin of the tallest crew member when in the normal driving position.</p> <p>The top 5cm of the water deflector must be at least 45 degrees from the horizontal with a minimum of 30cm width per person measured transversely in the horizontal plane.</p> <p>The Reinforced Water Deflector must be designed and constructed so as to present no hazard if the crew is thrown forward and must be so designed that it would not restrict the crew from being ejected in all cases.</p> <p>Open RIBs must have a solid fitted console to deflect water.</p> <p>In addition, all vessels must have a means of preventing the riding crew from sliding forward under the foredeck when in their normal racing position.</p> <p>A bulkhead or suitable kick-board in front of each of the riding crew must be fitted and be of sufficient strength to prevent the riding crew from forward movement in the event of rapid deceleration.</p> <p>The bulkhead/kick-board must be secured so that there is no more than 1 inch space between the crews' floor and the bulkhead.</p>
<p>h)</p>	<p>All craft must be able to be manoeuvred ahead and astern by means the main propulsion system and have neutral capability operated by controls at the driver's position.</p>
<p>i)</p>	<p>BOW BALLAST TANKS - UIM 1200.3.9</p> <p>Bow ballast tanks are permitted.</p>

j)	<p>LIFTING POINTS - UIM 1200.3.10</p> <p>Where possible, teams should ensure that their boat has fixed lifting points, and their own certified lifting strop, which must be carried in the boat. For ALL boats, the lifting positions of the craft for emergency lift by crane slings must be clearly marked on either side of the boat.</p>
k)	<p>BUOYANCY - UIM 1200.3.11</p> <p>It is recommended that enough buoyancy is provided in the race boat or in the material used for its construction to ensure that the boat floats if capsized or holed.</p>
l)	<p>BILGE PUMPS - UIM 1200.3.12</p> <p>Suitable and automatic bilge pumps shall be fitted to the boat capable of pumping out all sections of the boat even where water-tight bulkheads are fitted. They shall be accessible and be fitted with a suction pipe leading to the lowest point of the bilge and with a discharge pipe overboard. There shall also be at least one manual bilge pump in the boat.</p>
m)	<p>PUMP - UIM 1200.3.13</p> <p>All RIBS shall carry a hand or foot pump capable of being operated below the gunwale.</p>
n)	<p>DECK FITTINGS – UIM1200.3.14*</p> <p>All boats must have guard rails or handholds as rails or handles raised above the deck of a suitable material or wire in stanchions. A single central rail would suffice. A rope secured to the bow and made fast in the cockpit will not be accepted.</p> <p>*Not applicable to RIBs</p>
o)	<p>TOWING - UIM 1200.3.15</p> <p>All vessels must be fitted with a properly designed towing point of adequate construction and strength for the boat to be towed when waterlogged for extended periods. Tow lines suitable in length and strength for the boat in all weathers must be carried by all craft and must be permanently attached to the strong point during races unless the crew can demonstrate that a towing line can be easily attached to the towing point whilst at sea. This towing line must have a fixed loop to provide ease of attachment. In addition each boat should carry sufficient fenders & warps as to be able to dock or raft independently in port or to be able to raft suitably to another vessel if assistance was either required or being offered.</p>

<p>p)</p>	<p>ANCHOR - UIM 1200.3.16</p> <p>Anchor/s with adequate anchor lines must be carried at all times and shall be of a weight and type adequate to hold the boat and shall be properly stowed in an accessible place. In addition for Ultra Marathon races all boats must carry a sea anchor (drogue) suitable for the size and weight of the vessel.</p>
<p>q)</p>	<p>COMPASS – UIM 1200.3.17</p> <p>Compass, Charts/back-up navigation and Nautical Almanac:</p> <ol style="list-style-type: none"> 1. Compass - All boats must be equipped with a liquid filled magnetic compass. Compass deviation cards for magnetic compasses must relate to adjustment within the 12 months prior to the date of the event. Electronic compasses may be used in addition. 2. Charts/back-up navigation system – All boats must carry at all times a comprehensive set of paper charts which must be in date and corrected to current notice to mariner publications. These charts must be of suitable scales and detail to enable safe navigation over the entire course or an electronic chart plotter containing chart data of suitable scales and detail to enable safe navigation over the entire course must be fitted. In addition to the onboard fixed chart plotter a portable chart plotter containing chart data of suitable scales and detail must be carried to enable safe navigation over the entire course. This additional unit must be provided with additional emergency batteries to ensure a minimum of 8 hours operation. 3. Nautical Almanac – All boats must carry at all times a nautical almanac providing detailed navigational information of the entire course.
<p>r)</p>	<p>NAVIGATION LIGHTS - UIM 1200.3.18</p> <p>Navigation lights in working order shall be carried in accordance with International Rules for the Prevention of Collisions at Sea.</p>
<p>s)</p>	<p>FOG HORN/TORCH - UIM 1200.3.19</p> <p>All boats shall carry an efficient fog horn and a powerful waterproof torch.</p>

<p>t)</p>	<p>ENGINE CUT-OFF DEVICES - UIM 1200.3.20</p> <p>Engine cut-off devices for connection to the crew are mandatory (first man out shuts off engine). An emergency over-ride system to restart the engine/s shall be mandatory. The lanyards used must not exceed 120cm between driver and the boat. The emergency cut-off devices must be positioned so that when they operate the lanyard and cap (or clip) will not catch or foul. The lanyards shall be attached to all crew members at all times when the boat is racing. For boats using restraints and partial canopy boats, see UIM Rule 1200.3.5 for stop buttons.</p>
<p>u)</p>	<p>FUEL TANKS - UIM 1200.3.21</p> <p>Fuel tanks must be purpose made and permanently fixed. They must be secure, non-leaking, vented, grounded and have an easily accessible means of shutting the fuel supply off from the tank/s. For safety, it is strongly recommended that fuel tanks in engine compartments are suitably encased to prevent any flying objects in the engine compartments from penetrating the bare skin of the fuel tank. When additional electric pumps are fitted to the fuel supply of outboard motors, a fuel cut-off switch for the pump shall be fitted in easy reach of all crew members. The positioning of the fuel cut-off switch must be clearly marked for safety reasons. Fuel transfer at sea is only permitted between your own fixed onboard tanks. Race fuel may not be stored or carried on board in any jerry-can type of container.</p>
<p>v)</p>	<p>BATTERIES - UIM 1200.3.22</p> <p>Batteries shall be housed in ventilated compartments, mounted upon a secure and solid platform and be fitted with an isolator switch. The battery isolator switch position must be clearly marked for safety reasons.</p>
<p>w)</p>	<p>FIRE PREVENTION - UIM 1200.3.24</p> <p>All boats with inboard engines shall carry a fixed automatic fire extinguishing system. This system shall be properly installed, engineered and maintained with current service certificates. Sensors and injectors shall be in danger regions of the engine compartment/s. It is recommended that a warning light be placed in the crew position to indicate fire on board. ALL boats including inboards shall carry a minimum of 2 fully charged dry powder 2kg fire extinguishers which must not be stowed in the engine bay</p>
<p>x)</p>	<p>All Boats must start and finish and carry throughout the race the minimum equipment list as detailed in Appendix 1. Further additional equipment may be specified by in Race Instructions by event organisers. To be placed under boat and equipment</p>

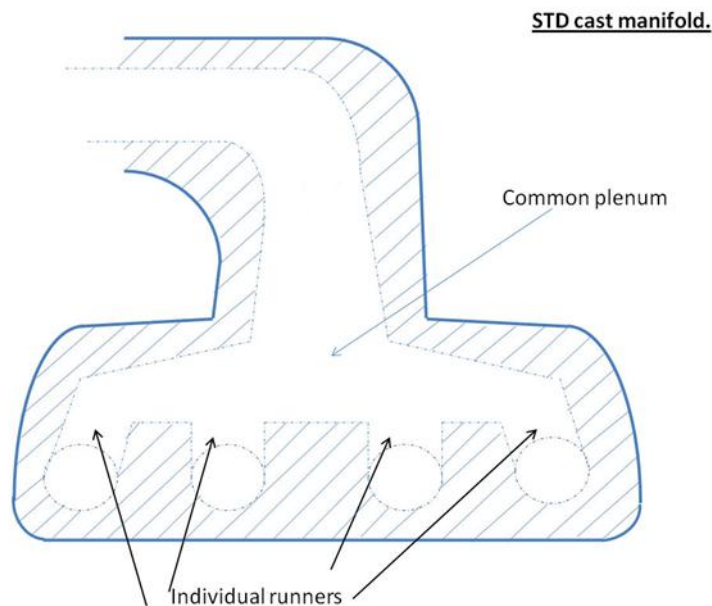
S7 ENGINES

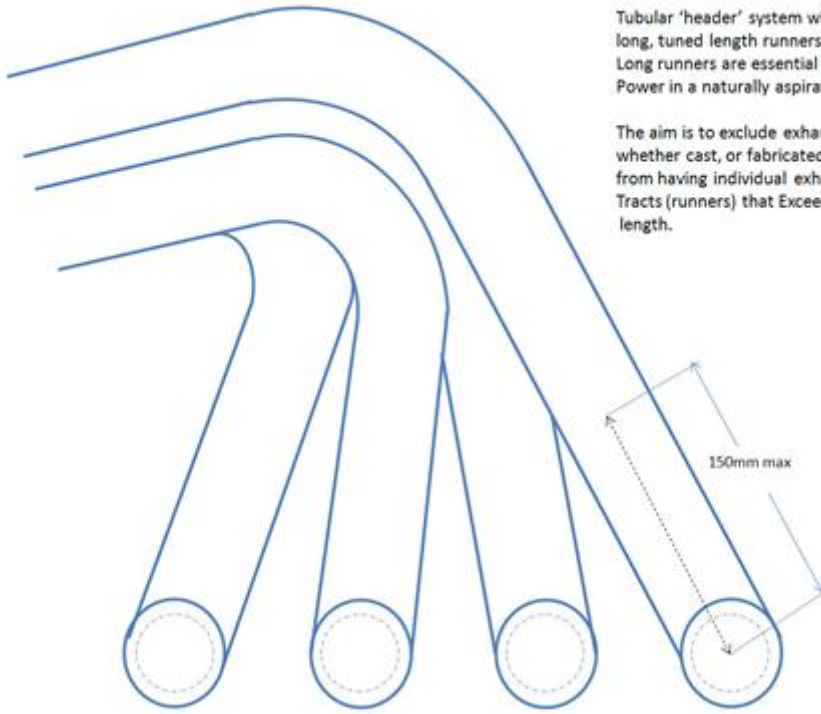
a)	<p>ENGINE LIMITS - UIM 1200.4.1</p> <p>Engine limits are as described in the Class Classifications.</p>
b)	<p>ENGINE DESCRIPTIONS - UIM 1200.4.2</p> <p>ENGINE DESCRIPTIONS for all classes except A, B & C Note: The term 'OEM' = Original Engine Manufacturer</p> <ol style="list-style-type: none"> 1 Engines eligible for Marathon classes other than the classes A, B and C (all these are 'free') must be based on currently, or previously advertised/available mainstream production units (ie, Mercruiser, Volvo, OMC, Yanmar, Cummins, FPT etc) available to the general public through normal distribution channels with a minimum production run of 500 units. Engines should be from the pleasure line, not the race line of engines from any manufacturer. <p style="margin-left: 40px;">If the engine is listed with separate runner exhaust, as described in section (g), the motor is not acceptable. As an example, the Merc 525hp motor used in P1, has CMI headers with runner lengths greater than 6" long, so these motors would not be permissible. The old Merc 500 carb, had GILL/Merc alloy manifolds with common plenum, they would be acceptable, as would STD Merc 496HO's, or 502efi's.</p> 2 The original bore & stroke must be retained, however, an allowance will be made for OEM piston oversize, i.e., +0.030. 3 Inlet system (intake manifold, intercooler, throttle body etc) MUST remain OEM; throttle bodies must retain OEM internal dimensions at butterfly. Turbochargers must be OEM as specified as STD for motor to which it's fitted. 4 Internal engine modifications are allowed, such as camshaft choice, cylinder head gas flowing etc, however, rules for OEM induction systems, intercoolers, turbochargers, etc will be strictly enforced. 5 Engine components may be compared to standard OEM components to establish eligibility. 6 Transom or side exhausts are permitted, providing that the total volume of water passing through the engine cooling system mixes with the exhaust gases from the manifold. 7 Choice of exhaust manifold is free, so long as they are not of the separate runner type, i.e., Stellings, CMI, PF Marine, KE Lightning, etc. Exhaust ports must exit to a common plenum within the manifold, with each branch not exceeding 150mm in length. It is in the competitors' interest to contact the RYA prior to purchasing exhaust systems to ensure eligibility if there is any doubt. No dispensation will be given for exhaust manifolds that do not meet the rules.(See diagrams below)

- 8 Drive systems are 'free'.
- 9 Height adjustable hydraulic engine jacks are NOT permitted.

EXHAUST SYSTEMS FOR INBOARDS

- 1 The exhausting gasses must be designed in such a way that the driver and crew are protected against the dangers represented by these gasses. Carbon Monoxide alarms must be fitted in all canopied boats.
- 2 The engine exhaust manifolds, pipes and exhaust driven turbines from the engine outlet to the point of exit must be water cooled by water jackets or shielded. The external surface of the shield must not exceed 150 degrees Centigrade at any time. The exit must be located in such a position whereby the crew cannot be affected by the exhaust fumes.
- 3 It may be tolerated that a short pipe length not exceeding 30mm in length in connecting the exhaust piping to the cylinder block or between the different sections of the piping or the connection with the turbine supercharger, or the interruptions necessary for the supercharger, need not be cooled.



	 <p>Tubular 'header' system with long, tuned length runners. Long runners are essential for high Power in a naturally aspirated engine.</p> <p>The aim is to exclude exhausts, whether cast, or fabricated, from having individual exhausts Tracts (runners) that Exceed 150mm in length.</p>
<p>c)</p>	<p>UIM 1200.4.3</p> <p>Single engined craft and single shaft driven boats may compete. All such boats MUST carry an auxiliary engine for use in emergency breakdowns capable of propelling the craft at 5mph for a minimum of 35 miles. This engine can be stowed in the boat but must be shown to be sufficiently retained so that it will not work lose or cause damage.</p>
<p>d)</p>	<p>UIM 1200.4.4</p> <p>Boats with more than one outboard engine or outdrive must have a properly engineered tie-bar system.</p>
<p>e)</p>	<p>ENGINE MOUNTINGS - UIM 1200.4.5</p> <p>Outboards: Engine mountings shall be attached to the transom with at least 4 bolts, which shall be either pinned or lock-nutted.</p> <p>Inboards: Engine mountings shall be sound and the mounting bolts securing to the hull shall be pinned or lock-nutted. Engines shall be enclosed in their own compartment/s with the exception of normal ventilation. Each and every engine need not be contained in its own compartment. The compartments shall have rigid covers.</p>

	Internal shafts or couplings connecting engines to props or stern drives must be properly contained within suitable guards to prevent damage to structure or injury to crew in the event of shaft or coupling failure
--	---

S8 SAFETY EQUIPMENT FOR THE BOAT

a)	<p>EMERGENCIES - UIM 1200.5.1</p> <p>It must be understood that in Marathon (Endurance) Racing every team/crew must be prepared for any/all eventualities with regard to their own safety. If any team experiences difficulties or an emergency during the race, then they must be aware and prepared to be effectively on their own until rescue teams (from whatever source) can arrive.</p> <p>Every team must therefore have emergency plans which must include a risk assessment setting out how they would deal with an on board emergency situation until such time as rescue teams arrive. A template is available from the UIM website or the RYA.</p>
b)	<p>INFLATABLE LIFE RAFT - UIM 1200.5.2</p> <p>It is mandatory that every boat carries one certified and in date Inflatable Life Raft capable of carrying the complete crew, together with adequate fresh water and a first-aid kit. The life raft shall be stowed in an easily accessible position so that in the event of emergency the life raft can be quickly released, particularly in the event of fire.</p> <p>Aviation style life rafts are not acceptable for Ultra Marathon races where the total race length exceeds 500nm.</p> <p>The life raft is recommended to comply with ISAF Offshore Special Regulations (OSR) Appendix A Part 2 or ISO 9650 Type 1 Part 1, Group A standard, and should be fitted with a boarding ramp. (Or equivalent NA approved standards)</p>
c)	<p>FLARES - UIM 1200.5.3</p> <p>All boats must carry a R.O.R.C. standard flare pack comprising: 4 red parachute rockets, 4 red hand held, 2 orange smoke hand held, and 4 white collision hand held flares in a waterproof canister. If any flares are deployed they must be replaced before the start of the next race.</p>

<p>d)</p>	<p>VHF RADIO - UIM 1200.5.4</p> <p>All boats will carry a shipboard installation of a fully synthesized VHF transceiver with GMDSS capability carrying all 55 International Channels, including Channel 37 (M), 157.850 MHz Simplex, with an aerial output of not less than 25 watts. In addition, a multi-channel waterproof hand held VHF radio, which should be carried by one crew member at all times when racing. Each vessel must have a Ship's Licence for their radio equipment and at least one crew must have an Operator's Licence, both Licences to be checked at Race Control and be available for scrutineering.</p>
<p>e)</p>	<p>E.P.I.R.B - UIM 1200.5.5</p> <p>A portable emergency position indicating radio beacon (E.P.I.R.B.) operating on 406 MHz shall be carried and stowed in an easily accessible position.</p>
<p>f)</p>	<p>TRACKER SYSTEM - UIM 1200.5.6</p> <p>Some long distance marathon Races may require tracker systems, this decision will be made by the organisers prior to the event and details provided in the Advance Race Instructions. For all Ultra Marathon Races a tracker system as defined by the race organiser is mandatory.</p>
<p>g)</p>	<p>SATELITTE TELEPHONE – UIM</p> <p>For all Ultra Marathon Races an operational satellite telephone must be carried on board at all times.</p>
<p>h)</p>	<p>FIRST AID KIT - UIM 1200.5.7</p> <p>All boats shall carry an adequate medical kit and emergency thermal protective aids for each member of the crew.</p>
<p>i)</p>	<p>EMERGENCY GRAB BAG – UIM</p> <p>An Emergency Grab Bag must be carried on board at all times to include, fresh water, day and night flares, thermal protective aids, First Aid Kit.</p> <p>It is recommended to include portable VHF Radio, Passports, money and credit cards.</p>
<p>j)</p>	<p>RADAR REFLECTOR - UIM 1200.5.8</p> <p>All boats must carry a RADAR reflector suitable for the boat or a Search & Rescue Transponder – SART.</p>

S9 SAFETY EQUIPMENT FOR EACH CREW

a)	<p>WHISTLE, MEDICAL COMPRESS AND KNIFE - UIM 1200.6.5</p> <p>All crew must carry on their person whilst racing a whistle, medical compress and a knife.</p>
----	--

S10 CLASS CLASSIFICATIONS TABLE – AS FROM JANUARY 2012.

Key: 2S/EPA = 2 Stroke EPA, 4S/SC = 4 Stroke Supercharged, 4S = 4 Stroke, * = Non EPA Outboards							
Class	Length As Per UIM Measurement	Inboard Petrol Engines (Total Litres) Forced Induction Penalty 1.4)	Inboard Diesel Engines (Total Litres)	Outboards (Total Litres)	Min Installed Engines	Limitation Minimum Weight (KG per Metre) Including residual fuel at end of Race	
A	11.3 – 15.3m (37' – 50')	27	27	22	2	410kg/M	
B	9.15 – 15.3m (30' – 50')	18	18	8.000 2S 10.500 2S-EPA 9.000 4S/SC 13.500 4S	2	360kg/M	
C (Sport Class)	8.23 – 15.3m (27' – 50')	14	14	N/A	2	O/B 280kg/M	
C (Stock Class)	8.23 – 15.3m (27' – 50')	13	13	6.000 2S 7.000 2S-EPA 6.000 4S/SC 9.000 4S	2	I/B 328kg/M	
Minimum 2 Engines Engine Modifications Allowed (Free), Crash Boxes allowed							
Class	Length As Per UIM Measurement	Inboard Petrol Engines (Total Litres) Forced Induction Penalty 1.4)	Inboard Diesel Engines (Total Litres)	Outboards (Total Litres)	Min Installed Engines	Limitation Minimum Weight (KG per Metre) Including residual fuel at end of Race	
D	8.23 – 15.3m (27' – 50')	12.5 (T) 8.5 (S)	10.0	6.100 2S-EPA 4.200 4S/SC 7.300 4S	1	O/B 197kg/M I/B 262kg/M	
E	7.35 – 15.3m	6.5	6.5	5.200 2S-EPA	1	O/B 180kg/M	

		(24' – 50')			3.500	4S/SC		I/B 246kg/M
					5.800	4S		
F Motor Cruiser	9.15 – 15.3m		27	27	ALL		2	460kg/M
G Motor Cruiser	7.35 – 15.3m (24' – 50')		13	13	ALL		2	394kg/M
H1 Classic	6.7 – 15.3m (22' – 50')		18	18			1	No Limitation
H2 Classic	6.7 – 15.3m (22' – 50')		8.5	13	8.5		1	No Limitation
SINGLE ENGINES PERMITTED, ADVERTISED 'MAINSTREAM' PRODUCTION PLEASUREBOAT ENGINES ONLY, NO OUTSIDE MODIFICATIONS/OEM TURBOCHARGERS AND SUPERCHARGERS ONLY, SHIFTABLE GEARBOXES, ONLY STANDARD INLET/EXHAUST MANIFOLDS ETC.								
<p>Motor Cruiser (F) cabin capacity minimum H 1.75 x 1m². Length/Beam ratio < 3.75:1</p> <p>Motor Cruiser (G) cabin capacity minimum H 1.50 x 0.8m². Length/Beam ratio < 3.75:1</p> <p>Classic (H1 & H2) Boats can be conventional or stern drive, surface drive or outboard.</p> <p>All competing craft must be capable of exceeding 40 knots, except for Historic Class boats. Historic Class boats must have a speed capability of 30 knots up to a maximum of 50 knots.</p> <p>Owners of historic/classic boats must certify that the average speed of their boat during a race will not exceed 50 knots. 10% more engine capacity than the original installation is accepted. Classic Boats must be at least 25 years old from date of build.</p>								

S11 DRIVERS' RESPONSIBILITY

	It is the driver's ultimate responsibility to decide whether or not to start or continue in a race once passed scrutineering.
--	---

S12 SCRUTINEERS' INSPECTIONS

a)	Scrutineers shall work with the current RYA scrutineering list as a guide and equipment listing. (see end of rule section for scrutineering sheet)
----	--

b)	Scrutineering does not constitute a condition survey of the boat.
c)	The scrutineering sheet may not necessarily cover every item that a scrutineer may wish to check on a particular boat nor does every item necessarily refer to every class of boat. A scrutineer shall reject a boat if it does not comply with all of the requirements of the organiser, UIM or RYA. The scrutineer shall refer any non-compliance to the Race Committee. Any decision related to eligibility shall be made in good time before the start of the race.
d)	Any incomplete entry may, at the scrutineers' discretion, be put back to be re-examined later if time permits.

S13 DRIVERS' BRIEFING, SIGNING IN, ALL CLASSES

a)	Failure to sign in by the time stated will result in a £100 fine per person.
b)	Non-attendance at this briefing may result in a £500 fine per person, with a re-scheduled briefing being held at the OOD's convenience.

S14 STARTING PROCEDURE

a)	For Marathon Races see Rule F10 for start procedure
b)	For Ultra Marathon Races standing or near standing starts will be permitted instead of the procedure defined in rule F10. Full details of this procedure will be included in race instructions and described at drivers briefing.

S15 STOPPING THE RACE

	<p>In case of force majeure or an accident, the race may be stopped by waving red flags or the transmission of a group MMSI VHF DSC call.</p> <p>Red flags will be flown from official boats and a group MMSI call if sent will be transmitted from Race Control.</p> <p>On seeing red flags or receiving a group MMSI call from Race Control shall stop racing immediately.</p> <p>On seeing red flags, boats shall stop racing immediately, reduce speed to less than 10 knots and contact race control as soon as possible for further instructions.</p> <p>In the event of the race being aborted by the use of the Red Flag procedure the finishing positions will be taken as at the passing of the last recorded turn mark.</p> <p>Any boat deemed to be the cause or a contributory factor in the race being aborted will be disqualified.</p>
--	--

S16 FINISHING THE RACE

	<p>Time Limit:</p> <p>The time limit applicable for boats finishing a marathon race is based on the following: If the total race distance is 100 nautical miles it is assumed that all boats will achieve an average speed of 25 knots. Therefore the maximum permitted time for the race is 4 hours.</p> <p>Race Organisers must stipulate the maximum race time in Race Instructions which may be longer than the four hour time limit as given above.</p> <p>The race may be curtailed or stopped at the finish line at any time by waving the chequered flag. This designates the end of the race.</p>
--	---

S17 Marathon Racing Specific Penalties

(Applicable If Included In Race Instructions)

	At the discretion of the OOD, a yellow card penalty may also be applied in conjunction with the penalties listed below. A written penalty notice will be given and the time of the penalty written on the notice.	
a)	Smoking in the defined wet or dry pits:	£200 fine.
b)	Fuel transfer outside the designated fuelling areas:	£200 fine.
c)	Launching: persons on boats whilst being lifted or craned:	£200 fine.
d)	Failure in launch/ramp discipline; /. first offence:	warning and/or £100 fine
	l. second offence:	£200 fine
e)	Late or non-attendance of prize winners at the prize giving, without previously tendering apologies to Race Secretary:	£150 fine
f)	Not wearing race overalls at podium presentation:	£150 fine.
g)	Failure to present engine or craft for technical examination:	Disqualification.
h)	Misrepresentation or providing untrue statements:	Disqualification.
i)	Failure to raise and fly retirement flag when able:	£100 fine.
j)	Failure to report Retirement to Race / Safety Control:	£100 fine
	These penalties are not exclusive and do not protect the offender from further action by the organisers / RYA. Penalties will be applied by the OOD. Penalties (a) to (j) above may be protested. Protests must be lodged within one hour of the penalty being issued.	

**S18 MANDATORY SAFETY EQUIPMENT FOR
MARATHON CLASS APPENDIX 1**

All Boats must start and finish and carry throughout the race the following minimum equipment:	
UIM RULE	ITEM OF EQUIPMENT
1200.3.4 & 3.5	Carbon monoxide sensors and alarms for boat with full or partial canopies
1200.3.10	Certified Lifting straps
1200.3.12	Manual Bilge Pump Foot Pump RIBS only
1200.3.15	Tow Rope and Warps
1200.3.16	Anchor and rope/chain minimum length 50 metres. Additionally in Ultra marathon races all boats must carry a sea anchor of suitable size for their particular vessel.
1200.3.19	Fog horn and Torch
1200.3.24	Two 2kg dry powder fire extinguishers suitably mounted close to engines or crew
1200.3.25	Orange retirement Flag 0.60m x 0.40m
1200.4.3	Auxiliary engine (single engine race craft only)
1200.5.2	Inflatable Liferaft compliant with rules.
1200.5.3	Flares: 4 x red rocket. 4 x red handheld. 2x oranges smoke. 4x white collision 1 mini flare pack to be carried per person
1200.5.4	VHF handheld radio with channel 37 (M)
1200.5.5	1 x E.P.I.R. Boperation on 406MHz. Recommendation 1 per person carried
1200.5.6	Tracker System as specified or provided by event organiser
1200.5.7	Adequate first aid kit. 1 x foil blanket + thermal protective aids for each crew member.
1200.5.8	Radar Reflector
1200.6.1	Crash Helmet compliant with rules

	<p>1200.6.2 Life jacket compliant with rules</p> <p>1200.6.4 Adequate protective clothing</p> <p>1200.6.5 Whistle, Knife, Compress</p>
	<p>Also the following safety equipment must be attached to the Boat.</p> <p>1200.5.4 Fixed VHF transceiver with GMDSS capability, as per rule.</p> <p>GPS, RADAR equipment as per Racing Instructions.</p> <p>Satellite Telephone. For all Ultra Marathon Races an operational satellite telephone must be carried on board at all times.</p> <p>1200.6.6 Emergency Grab Bag: An Emergency Grab must be carried on board at all times to include, fresh water, day and night flares, Thermal Protective Aids, First Aid Kit. Recommended to include portable VHF Radio, passports, money and credit cards.</p>

S19 MARATHON SCRUTINEERING CHECK LIST

Boat No _____					
RULE NO:	UIM RULE:	ITEM:	DESCRIPTION:	CHECKED:	NOTES:
S6 d) 4	1200.3.4	Carbon Monoxide Sensor & Alarm			
S6 j) and F6	1200.3.10	Lifting Strops, If Used			
S6 l)	1200.3.12	Manual Bilge Pump			
S6 m)	1200.3.13	Foot Pump			
S6 o)	1200.3.15	Tow Rope and Warps			
S6 p)	1200.3.16	Anchor, Chain/Line + Sea Anchor			
S6 s)	1200.3.19	Fog Horn & Torch			
S6 w)	1200.3.24	Fire Extinguishers			
	1200.3.25	Retirement Flag			
S7 c)	1200.4.3	Auxiliary Engine	Single engine boats only		
S8 b)	1200.5.2	Inflatable Life Raft			
S8 c)	1200.5.3	Flares	1 X RORC Pack + 1 X mini flare pack per crew		
S8 d)	1200.5.4	Handheld VHF			
S8 e)	12.00.5.5	E.P.I.R.B			
S8 f)	1200.5.6	Tracker System			
S8 i)	1200.5.7	First Aid Kit	+ 1 x thermal protective aid per crew		
S8 j)	1200.5.8	Radar Reflector			
E29	1200.6.1	Protective Helmet	1 per crew		
E31	1200.6.2	Racing Vest	1 per crew		
E32	1200.6.4	Protective Clothing	1 per crew		
S9 a)	1200.6.5	Whistle, Knife, Compass	1 of each per crew		
S6 n)	1200.3.14	Guardrails, Handholds			
S6 q)	1200.3.17	Compass	Liquid Magnetic		
S6 t)	1200.3.20	Engine Cut-Off	Attachments for all crew		
S6 v)	1200.3.22	Battery Isolator			

SCRUTINEER signature: _____

T UIM V24 CLASS

V24 General

The general UIM offshore Racing rules are to be applied. In cases of conflicts between general rules and class rules (and specifications), the class rules have precedence.

T1.1.1 Administration

The V24 Class Working Group consists of a minimum of one representative from UIM the designer and the V24 license holders

T1.2 Spirit Of The Rules

The aim is to provide an offshore racing class in which driving skill is more important than the opportunities to take advantage of the latest advances in the use of exotic building materials, the art of boatbuilding and in the art of extracting still more power from highly stressed machinery. Boats are to be alike, no modifications (tuning) are allowed except the few points mentioned below.

The V24 class is modern, has unique safety features, has a reliable serial produced power unit and is intended to provide good sport with a minimum of maintenance and repairs.

T1.3 V24 Measurement Cert

V24 Class boats are to have a measurement certificate according to rule 501.

The complete boat, hull, equipment, as well as engine and transmission must during races remain as delivered from the boat builder and as specified in the UIM homologation. Sole modifications allowed are described below.

The measuring procedure consists of checking that the boat and machinery comply with the specifications in the homologation file.

Instructions for how this is done are to be found in the file. It is obligatory for a boat owner to:

- Have the homologation file at hand both before the measuring procedure and at the measuring procedure.
- Lend the homologation file (or a copy of it) to the measurer, at least one week in advance, in order to give the measurer an opportunity to acquaint himself with what he has to check and how to do it.

T1.4 UIM V24 Class Plaque

In order to obtain the measurement certificate necessary for a V24 Class boat, it must be built by an UIM certified boat builder and carry the UIM plaque fixed to it by the builder.

Boats not having UIM V24 class plaque are not to be measured, and are not to have a measurement certificate, unless scrutineers can determine that the boat is real and genuine V24.

The UIM V24 Class plaque is available to the boat builders licensed by the V24 Class Working Group. The plaque is available from the V24 Working Group.

For boats that do not comply with the V24 Class rules, UIM general rule 502.01.04 on eligibility is applicable.

T1.5 Homologation File

The homologation file is to be distributed by UIM and National Authorities in the same way as other homologation files.

To be valid, a homologation file must have original UIM or NA (not photocopied) stamp on every page.

T1.6 V24 Changes of Homologated Specifications

Changes of the homologated specifications must be approved by the V24 Class Working Group and are not allowed until one month after they are published in a UIM bulletin.

Changes in spare parts are allowed since the start modified some parts during these years, but with no improvement of performance. The driver at races must be able to show parts changed actually are manufactured OEM parts and will not give a performance gain is obtained by using the new part.

Changes of class rules must be approved by the UIM general assembly and can not be valid until published in a UIM offshore rule book or in a widely distributed supplement to a rule book. Even so, a rule change is not to be implemented until the calendar year after the year in which it was approved by the UIM General Assembly.

T1.7 Ownership of Boats

All boats entitled to race must be owned by a physical person, a group of persons or a legal entity. The owner is stated in the measurement certificate.

T1.8 Courses

V24 class boats are intended to race in open unprotected waters as UIM class 3 boats and courses of similar but not necessarily the same to the OCR type according to rule 900.16.

T1.9 ECM Box

Technical inspectors are allowed to switch (by lottery) the engine ECM box between boats.

The V24 race committee reserve the right to switch ECU's and or propellers from any boat it chooses.

T1.10 V24 Modification Allowed

T1.10.1

The Volvo 5,7 GXI engine may not be modified in any way, including the ECU. It is allowed to change bolts, nuts and washers. The Volvo Pentra DPX outdrive must have a 1:1, 59 gear ratio in it, No modification is allowed to the out drive including the exterior of the drive. The height of the drive may be altered from manufactured.

Only the following modifications are allowed.

T1.10.2

Sparkplugs maybe changed for any other.

T1.10.3

The propellers may not be hidden from competitors at the race venue when fitted to the out drive. The propellers to be only Volvo Pentra E2 duo props, these may be modified. The Volvo Penta E2 markings must be clearly visible on each propeller.

T1.10.4

It is allowed to fit flat anchor plates for bolting the dash to the deck and the fitting of arials are allowed.

T1.10.5

Internal cockpit arrangements are free as long as both crew members have free and unobstructed exit to both doors. No sharp edges or protrusions are allowed anywhere.

Cockpit seats, steering wheel, instruments, choice of power trim button placement of dashboard, throttle and footrests are free. Cockpit seats as per UIM rule 508.20.

T1.10.6

On-board cameras are free as long as they do not interfere with visibility.

T1.10.7

An air-conditioning system may be fitted.

T1.10.8

The replacement of bolts, nuts or the addition of lock nuts, drilling and wiring, split pinning or keying is allowed the screws and pins do not need to be OEM parts, as long as no performance gain is achieved.

T1.10.9

It is allowed to fit water drain off's from the engine exhaust manifolds – no performance gained – only available from the V24 builder.

T1.10.10

It is allowed to fit a water pickup to spray water onto the top of gear case only – no performance gain – only available from the V24 builder.

T1.10.11

It is allowed to fit hard engine mounting – no performance gain – only available from the V24 builder.

T1.10.12

It is allowed to add a rubber hose to the end of the exhausts

T1.10.13

It is allowed to fit exhaust couplings – only available form the V24 builder. No performance gain.

T1.10.14

Any engine lubricant or drive lubricant may be used.

T1.10.15

Boats running “silent exhausts” are allowed to compete in all V24 events, provided all other specifications are met.

T1.10.16

It is allowed within the engine compartment to fit an oil cooler of any kind, necessary adapter and oil filter re-locator, as long as no performance gained.

T1.10.17

It is allowed to add a support / brace to the exhausts to help them take up shocks form running in rough conditions

T1.10.18

It is allowed to mount the detachable nose and wing tips permanently on to the boat

T1.10.19

Placement of bilge pumps, batteries, power trim pumps & fuel fliters is free within the engine compartment

T1.11 Fuel

Fuel regulations according to UIM rule 504.

T1.11.1

Fuel may be supplied by a competition or event sponsor. It is a requirement that all boats use the fuel supplied. Testing should take place and boats found not to be using the supplied fuel will be disqualified.

T1.12 Identification

Class idennnification letter is V. Number is same as the UIM 24 class plaque number, however if the race organiser thinks it is necessary, he has the right to order a number to be changed.

Size and positions of the race number according to UIM rule 710

T1.13 Safety

The UIM V24 class boat is an approved one-design class, consequently rules 508 to 507.07 do not apply.

Boats must always comply with the homologation sheet.

Each boat will be weighed at the end of each race, Every boat must not weigh less then 1490 kg, including the crew, boat, safety gear and balance of fuel, but not water ballast and excluding strops. The teams needing to add weight must either permanently fix it under seats in the cockpit, or under the cockpit liner or must carry extra fuel.

T1.13.1

All V24 class boats musy have the detachable nose painted red/orange with the number 2 on each side of the lower running surface. The Number must be written in white and be at least 0.07m high

T1.13.2

Canopy hatch handle and release mechanism must be painted fluorescent orange to identify them, both inside and outside the cockpit. The text “_outside_” written in red must be clearly visible on both doors from the outside

T1.13.3

The engine cut-out must work on the engine circuits only as a complement to the ignition key switch. It must be possible to operate the switch from the outside. The “_Engine Cut-Off_” written in red/orange must be clearly visible from the outside.

T1.13.4 The restraint system shall according to UIM rules 508.21 to 508.22. Attachment points shall be as shown in the homologation specification.

T1.13.5

All V24 class boats must have two rear view mirrors fitted. Mirrors must have a minimum area of 60cm. These may be of any design.

T1.13.6

Racing vests, helmets and air supply shall be according to UIM 205.06 713 and 508.16

T1.13.7

Flares (excluding personal flares), anchor and warps must all be carried in the safety box in the bow.

T1.13.8

It is a UIM requirement that the overtaking boat will give way, and this rule will be firmly enforced

Any contact between boats during a race will mean that the boats involved will be penalised, and this may include disqualification. This includes the claimed innocent party.

T1.14 Equipment

Safety equipment according to UIM rules 715.01 through 715.15.

T1.14.1

For UIM V24 class boats, it is permitted to use electronic positioning fixing systems. It is forbidden to interface any of this equipment to the steering system.

T1.15 Crew

The minimum age of the driver is 18 years old. The minimum age of the navigator is 17 years old. Number of crew members is 2.

T1.16 Engine Seals

The engines are factory sealed. A broken or missing seal may render in the engine post inspection. If the seal is broken in connection with an engine repair, the engine must be checked against the rule requirements by a National Association Technical Scrutineer or the appointed V24 Technical Scrutineer when the engine is re-assembled and re-sealed by him. The kind seal used must be noted in the measurement certificate.

T1.17 Continental/European Championships

The European Championship will consist of two heats at one venue unless Cominoff has agreed to a series.

The UIM published calendar announces the dates of venues.

The 70% rule does not apply to this class for European Championships. The Championship points system will include all boats that cross over the start line.

Boats that do not finish a heat will be awarded points in relation to their position at the end of the race, excluding disqualified boats.

The point system for each race will be 400 points for 1st place, reducing by 15% for each subsequent position, rounded down to the nearest whole number.

Boats disqualified receive no points.

A UIM Commissioner will be appointed to each Championship heat.

V24 boats must be positioned together in the pits area.

Smart team clothing must be worn to drivers briefing.

Race suits must be worn to the podium presentation for podium teams.

V24 Championship sponsors must be displayed on all boats. This may be on top of the canopy.

T1.18 Rules For UIM Provec Class

This section has been deleted from the rulebook since there are no longer international races in this class. If required, the rules are available at the UIM secretariat.

U FORMULA FUTURE OFFSHORE RACE CLASS

UK6. Interpretation of the Rules

- a) The Organisers shall judge, in accordance with the current rules, all cases not foreseen or seemingly inaccurately defined. Any driver who infringes any rules will be penalised.
- b) **IF THE RULES SAY “YOU CAN DO THIS.....”, YOU CAN. IF THE RULES DO NOT SAY YOU CAN DO IT, THEN ASSUME THAT YOU CANNOT UNTIL YOU CHECK.**

	SERIES	BOAT TYPE	Min Driver Age	Min Co-driver Age
UK7.3	E900	16'-18'11" hull	15	15

This class will now run in Offshore 3B

Safety:	SERIES	BOAT TYPE	Min Driver Age	Min Co-driver Age
UK7.4	E1500	18'-20" hull	17	16

- a. **Hull:** Any standard production mono hull from the approved list available on request measured as per PB1. Min boat length 18' (5.48M) max length 20' (6.09M) with a RYA Registration log book. No fuel/ballast tanks fitted in the bow area.
- b. **Engine:** Evinrude E-Tec 150HP HO two stroke, standard shaft. (EPA/CARRB Compliant) No modifications permitted See UK18
- c. **Engine Oil:** Evinrude Oil XD100 must be used. The ECU must be set for Evinrude XD100 oil.
Competitors not complying to this rule will be penalised.
- d. **Minimum Weight:** 680Kg as raced with boats equipment and residual fuel.
- e. **Seating:** Side by Side seating only permitted
- f. **Propeller:** Only approved Evinrude propellers, repaired or worked are permitted. Work to propellers is limited to the blades of the prop only, the centre/hub must remain as standard. Evidence of manufacture will be required.
- g. **Steering:** All boats must be fitted with an approved hydraulic control system only.

U1 GENERAL RULES SPECIFIC TO ALL CLASSES:

Boat and Equipment

Eligibility of boats:

All competitors in any class may change boats at any time during the year providing the boat meets the RYA General Racing rules and the class specific requirements as described in these rules.

U2 ENGINES

- a) No modifications permitted however if engine rebuilds are required the following procedure must be followed (see section (b)(iv)).
- b) All engines in the E900, & E1500 Classes will be inspected and all available technical data recorded by the RYA Technical Inspectors. Engines will be re set to factory settings and the ECU access port will be sealed. This inspection and engine sealing will be carried out prior to the commencement of the racing season.
- i. If an engine seal is broken prior to arrival at an event, the engine cowl will be sealed in place and any points gained at the event will remain provisional until the engine has been inspected. Engines will be inspected as soon as possible following the end of the race or the race event. Protests can be lodged in accordance with RYA protest

procedures however if no engine inspectors are available the protest will be deferred and re-opened as soon as the results of the inspection are made available.

- ii. If the engine cowl seal(s) is broken before the engine is inspected, all points gained in that event will be forfeit.
 - iii. If competitors require work to be carried out to their engine that requires an engine seal(s) to be broken it must either be done by the RYA appointed scrutineer.
 - iv. Engine rebuilds are permitted providing engines are rebuilt to the original cc of the standard production engine. All original manufacturers' parts must be used.
 - v. No engine cowling modifications are permitted and cowlings must be in place throughout the entire period of a race.
- c) Spare Engines. You may carry a spare engine which has to meet the above specifications.
- d) No computers are allowed to be plugged into an engine without a scrutineer or club official present.
- e) Infringement of either (1),(2),(3),(4),(5) above could result in disqualification

U3 PADDLES

- a) Two paddles shall be stowed for immediate use but not loose (except for the S250 Class which is only required to have one paddle).
- b) They shall be of a practical form related to the size of the boat and in useable condition.

U4 BUOYANCY

- a) It is mandatory for all boats to have sufficient buoyancy to keep afloat when waterlogged.
- b) Only foam or polystyrene allowed.
- c) It is the competitor's own responsibility to ensure sufficient buoyancy is fitted at all times whilst racing. This must be securely fitted to the boat to the satisfaction of the scrutineer

U5 CREW COMMUNICATIONS

Must have a working intercom between driver and co-driver for classes E900& E1500

U6 SEATING SAFETY

- a) All crew members must remain in their seats whilst racing.
- b) Crew members must keep all limbs inside the boat at all times whilst racing.
- c) Penalties for non-compliance with (a) and (b) above may be disqualification or other penalties.

U7 RACE BOAT NUMBER DECALS

- a) Race numbers must be of an adequate size, on the forward half of the boat and on both sides of the boat, plus one optional one on the deck. Numbers and class letters shall measure:
Height: 300mm Width: 200mm Thickness: 38mm Spacing: 50mm
In the case of small boats the dimensions of the race numbers may be decreased, but the maximum use of space available shall be made. Please contact committee for reference document or go to web-site and download. The numbers must be black on a white background (yellow background if the fixing point is white). The number shall include the series prefix letter as follows along with a two digit number.

E900 B (This class is running in Offshore 3B)
E1500 'E'

- b) Competitors must contact the RYA for race number allocation. It is the responsibility of the boat owner to have numbers that are legible for scoring purposes. If the non-standard numbers do not meet minimum requirements, suitable numbers should be installed by competitors or the boats may risk not being scored.
- c) Political publicity or immoral advertisements are not allowed.

U8 ENGINE LUBRICANTS AND PARTS

Spark plugs, engine oil and lower unit oil must be as per the specification in the owner's manual.

U9 CHAMPIONSHIP

The RYA E900 & E1500 National Championship shall be run in accordance with the specific rules mentioned above & the general rules of the PB1.

U10 RYA SCRUTINEERING CHECK LIST FOR E1500

NB: For E900 RYA Scrutineering Check List – see Offshore 3B Scrutineering Check List

SCRUTINEER: _____ **EVENT:** _____
DATE: _____

	BOAT NO.	CLASS:	✓	COMMENTS
	RULE NOS:			
1		RACE INSTRUCTIONS		
2	E35	CHARTS		
3	E3	RACE NUMBERS		
4	E1	TOWING EYES AND CLEATS		
5	E6	DECK		
6	U7	BUOYANCY (recommended)		
7	E17-E18	ENGINE MOUNTINGS (& well, outboards)		
8	E19	ENGINE HAZARDS		
9	E11	THROTTLE CONTROL		
10	U5	ENGINES		
11	E10	REVERSE GEAR		
12	E9	FUEL TANKS (fixings, lines & earthing)		
13	E12	BATTERY INSTALLATION		
14	E13	BILGE PUMP SYSTEM		
15	U6	PADDLES		
16	E24	FIRE EXTINGUISHER/S (recommended)		
17	E3	STEERING AND CONTROL CABLES		
18	E2-E7	WINDSCREEN / SHARP EDGES		
19	E16	ENGINE CUT-OFF		
20	E4	SEATS, STRENGTH & SECURITY		
21	E36	COMPASS		
22	E14	ANCHOR & ANCHOR LINE		
23	E34	ORANGE FLAG (60x40)		
24	E33	FLARES (As stipulated for event)		
25	E30	RACING VESTS + correct fitment		
26	E28/E29	PROTECTIVE HELMETS + correct fitment		
27	F31 E31	PROTECTIVE CLOTHING		
28	F32 E32	COMPRESS, WHISTLE, KNIFE		
29	F6	LIFTING POINTS & STROPS		
30	U8	CREW COMMUNICATIONS		
31`	U10	DECALS		
32	U12	ENGINE LUBRICANTS		

NOTE:

Current RYA registered boats must conform in all aspects to their national class rules.
 The relevant Class Scrutineering Check Lists should be used in these cases.

 SCRUTINEER *signature:* _____

PBR39A April 2014

V RIB RULES

V1 CONCEPT

These rules are established to encourage owners of recreational RIBs to compete in RIB racing in a standard, safe, fair and enjoyable manner. The intention of these rules is to promote club and national racing leading to the development of continental and world championship events in the near future. They are intended to foster and develop a design of boat that is expressly built with massive inflatable buoyancy for safety and stability combined with an efficient hull for speed, practicality, comfort and pleasure. They should discourage designs that compromise safety for speed.

Further to the above,

- a) "Offshore RIB Racing" means competitions between Ridged Inflatable Boats on the sea or on open surfaces of water.
- b) There are three categories of RIB detailed in these rules. These categories or classes are divided according to the capacity of the engines and the length of the craft. Permission to race in any series is at the discretion of the organisers and they have the right to refuse entry into any series.
- c) The boats must carry a minimum of two crew members; a driver and a navigator
- d) Permitted modifications to engines are described in these rules
- e) Safety takes priority over racing at all times.

V2 CLASSIFICATION AND APPROVAL OF RACES

The race calendar is co-ordinated and managed by your National Authority.

- a) Races in your country must be approved by your National Authority
- b) International races are approved by the Union Internationale Motonautique (U.I.M.). in conjunction with your National Authority .

V3 HOW TO PARTICIPATE

You will need:

- a) A RIB that complies with the rules described below
- b) A powerboat racing licence available from your National Authority under their terms and conditions for all riding crew members. See Section C of RYA PB1 2014 for full details.
- c) To be medically fit to participate
- d) To be within the age limits set by your local National Authority
- e) To be aware of the risks associated with powerboat racing and what you may need as an individual to mitigate those risks.
- f) To read and understand the rules, the Advance Programme and the Race Instructions – the documents that govern the running of an event

V4 APPLICABILITY OF THE RULES

Except where otherwise indicated, the Rules set out below apply to all categories of RIB.

V5 THE RULES

- a) These rules should be read in conjunction with the General Racing Rules , the Advance Programme and any Race Instructions issued by the organising body in relation to the event.
- b) The Organisers shall judge, in accordance with the current rules, all cases not foreseen or seemingly inaccurately defined. Any driver who infringes any rules will be penalised.
- c) IF THE RULES SAY "YOU CAN DO THIS...", YOU CAN. IF THE RULES DO NOT SAY YOU CAN DO IT, THEN ASSUME THAT YOU CANNOT UNTIL YOU CHECK

V6 AMENDMENTS

Proposed amendments to these Rules shall be considered at one year intervals by the UIM except that amendments relating to safety at an event shall be considered immediately by the event organising body.

V7 ENTRIES TO NATIONAL AND INTERNATIONAL EVENTS

- a) The Organising body has the right to refuse entry to any boat which they consider unsuitable and/or which does not conform to the requirements of the rules. Reasons for refusal shall be submitted in writing.
- b) Competitors are required to have an international licence for races outside their own country.
- c) No organising body, organising an approved international race, has the right to refuse the entry of an international driver duly licensed by his own National Authority provided said driver conforms to the rules.

GENERAL EXPLANATION

V8 DEFINITIONS GENERAL

Measurements shall be taken in units of the metric system to two places of decimals.

For the purposes of these rules, a RIB is defined as follows:

a) A monohull boat fitted with buoyancy collar(s), propulsion unit(s) and ancillary equipment.

b) Further to (a) above, below the static load water line, no point on the hull outer surface, in any transverse section, shall be lower than any point nearer to the centre line, except at hull steps and spray deflectors. All hulls shall be essentially symmetrical about the vertical centre plane. This defines a monohull.

c) The hull must be of rigid construction made of any suitable material(s).

d) The buoyancy collar(s):

I. must be made of flexible inflatable material except as allowed below;

II. must extend completely round the boat except for the transom area – see point 5 below;

III. may extend across the transom area and/or beyond the transom;

IV. must be subdivided into a total of at least 3 inflatable compartments, each compartment having approximately equal volume;

V. may contain non-inflatable section(s). Such sections may only extend from the bow, on either side, for a maximum of 2m or 20% of the measured length (see R12 (g) below), whichever is the greater;

VI. must form an integral part of the bow, topsides, and gunwales of the boat;

VII. must have an area in side elevation, when fully inflated, of no less than 30% of the area in side elevation of the boat excluding any projection above the top of the buoyancy collar(s).

e) The propulsion unit(s) may be internally or transom mounted. Any form of propulsion may be used so long as 100% of the thrust is applied through the water.

f) Ancillary equipment shall be provided as detailed under these rules, Advanced Programme and the Race Instructions.

DEFINITIONS AND CLASSES

V9 DEFINITIONS SPECIFIC

a) A boat must conform to the RIB Definition (Rule V8)

b) Boats must have a CE certificate or, national equivalent or a certified measurement certificate issued by the National Authority of the entrant. The CE rating plate or national equivalent must be clearly displayed or the certified Measurement Certificate made available to the organising body. This rule is imposed to control the power to weight ratio of the boat.

c) No crew restraints will be permitted. Fully enclosed canopies are not allowed. Partial canopies will be allowed provided there is unhindered permanent open access aft of the steering wheel of a minimum total area of two (2) square metres. Crew may be either seated or standing.

d) There must be a minimum of two persons on board the boat during a race.

e) The classes are divided by length and horsepower ratings at the prop shaft. The engines in twin-engine boats shall each be from the same manufacturer and of the same model. No down-tuning of engines will be permitted i.e. to modify a higher horse power engine to fit a particular class.

f) The maximum boat horsepower must be equal to or less than that stated on the CE certificate (or national equivalent) or on the Measurement Certificate. The CE plate (or national equivalent) must be attached to the boat during racing.

g) Length is measured as per UIM length measurement for RIBs.

h) The race organising body reserve the right to continuously review engine horse power as manufacturers change specifications and / or release new models.

V10 CLASSES

There are three classes defined within these rules – R1, R2 and R3; as follows:

Class	Length min	Length max	Total Boat HP – single or twin engine allowed
RIB Open	8.50m	N/A	Above 700 diesel Above 600 petrol subject to Rule R.12 above
R1	8.00m	N/A	700 diesel 600 petrol
R2	6.50m	8.00m	430 diesel 300 petrol
R3	5.50m	7.00m	330 diesel 200 petrol
R4	5.50m	7.00m	No Diesel 150 petrol

Owners in doubt as to the eligibility of their boat should contact the organising body or their National Authority for ratification before entering an event.

V11 INFLATABLE COLLAR(S)

The collar(s) is/are to be inflated to an acceptable pressure for scrutineering and this pressure shall be maintained until the race has started, except under circumstances of force majeure only.

V12 NAVIGATION LIGHTS

It is recommended that all boats carry navigation lights in accordance with the requirements of the International Rules for the Prevention of Collisions at Sea. Your local National Authority will be able to advise on the requirements.

V13 VHF RADIO

a) All boats must carry at all times whilst racing, a hand held VHF radio and / or a 25 Watt PEP radio which is 'certified waterproof by the manufacturer'.

The Advance Programme or the Race Instructions may stipulate a fixed 25 Watt PEP radio must be carried for certain races.

b) The appropriate ships/transportable licences for VHF radios must be valid

c) It is mandatory for one riding crew member to hold a VHF operator's licence.

V14 TOWING AND ANCHOR LINES

a) A rope or ropes of at least 25m total length shall be carried for use as a towing line or an anchor line. In addition, one towing rope, the static tow line, must be connected to the towing point on the front of the boat at all times whilst racing. This rope shall be a minimum of three metres long but shall not be long enough that it reaches the propeller. The static tow line shall not be connected to the 25m towing line until a tow is required.

b) All towing and anchor lines and the towing point must be of adequate construction and strength for the boat to be towed when waterlogged.

V15 LIST OF EQUIPMENT - COMPULSORY OR SPECIFIED IN RACE INSTRUCTIONS

a) Hand or Foot Pump

A hand or foot pump for the inflatable collars shall be carried.

b) Sea Anchor

A sea anchor appropriate to the size and weight of the boat shall be carried aboard at all times and be stowed in an accessible place if stipulated in the Advance Programme or Race Instructions.

MODIFICATIONS TO ENGINES

V16 EPA/CARB OUTBOARD ENGINES

Non EPA/CARB outboard engines are not allowed.

The following modifications are permitted:

a) The propeller may be replaced by any other cast propeller together with its washer(s) and nut(s).

b) The steering bar and brackets may be reinforced or replaced as a safety measure.

c) It is also permitted to modify the standard engine cowling in order to facilitate the fitting of alternate steering assemblies provided that any non standard openings are sealed so the engine cannot pull in any additional air.

d) The engine rubber mounts may be changed or substituted.

e) All external studs, screws, nuts bolts and their washers not wholly contained within the powerhead, may be replaced as well as the method of locking them, providing there is no performance advantage

f) The use of thrust blocks mounted on the lower unit and / or on the boat is permitted.

g) Power Trim: a properly engineered system for altering engine trim whilst underway is permitted.

h) Modifications and minor optional alternatives as listed and priced by the engine manufacturer may be permitted provided they do not affect engine performance, but improve convenience and safety

i) Transom brackets may be reinforced.

j) The fuel connector in the lower cover may be removed and the fuel hose from the fuel tank connected directly to the fuel pump. The remaining void must be sealed to prevent any extra air entering the cover.

V17 THE FOLLOWING MODIFICATIONS ARE EXPRESSLY NOT PERMITTED:

a) Blueprinting of the powerhead

b) Alteration or modification of any powerhead components.

c) Removal of material from the powerhead for any reason other than a recognised (by the manufacturer) repair.

d) Remote water pick-ups are not allowed.

e) ECU/PCM's equipped with data memory, must not have the memory erased or modified without the prior permission of the Technical Inspector. Any information sourced by the Technical Inspector from ECU/PCM's race data memory which does not correspond with the technical data declared by the manufacturer in the homologation file will be viewed as reason for disqualification.

V18 OUTBOARD ENGINES – TWIN INSTALLATIONS

When twin engines are installed there must be counter rotating propeller shafts and the gear ratios of each engine must be the same and must be a standard manufacturer product.

V19 ALL INBOARD ENGINES

The following modifications are permitted:

a) The propeller may be replaced by any other cast propeller together with its washer(s) and nut(s).

b) The engine rubber mounts may be changed or substituted.

- c) All external studs, screws, nuts bolts and their washers not wholly contained within the powerhead, may be replaced as well as the method of locking them, providing there is no performance advantage.
- d) Power Trim: a properly engineered system for altering drive trim whilst underway is permitted.
- e) Modifications and minor optional alternatives as listed and priced by the engine manufacturer may be permitted provided they do not affect engine performance, but improve convenience and safety
- f) Areas around the transom seal may be reinforced.

V20 STARTING AND CHARGING

An electric starter with suitable battery and a device for recharging the battery is compulsory for ALL engine types and ALL installations

V21 UNAUTHORISED CHANGES

Any change or modification that is not allowed for under the rules will result in disqualification from the race

V22 RACE POINTS SCORING SYSTEM – ALL CLASSES

- a) Points will be awarded to race boats (regardless of crew embarked).
- b) Points are not transferable into other classes or between boats.
- c) No points will be awarded if a boat is disqualified for an infringement of the technical rules.
- d) The race points will be awarded as follows unless altered by Race Instructions:

First place	20 points
Second place	17 points
Third place	15 points
Fourth place	14 points
Fifth place	13 points
Sixth place	12 points

reducing by one point for each subsequent position.

V23 RYA OFFSHORE RIB SCRUTINEERING CHECK LIST

SCRUTINEER: _____
EVENT: _____ **DATE:** _____

	RULE NUMBERS FOR NATIONAL CLASSES	BOAT NO:	CLASS:	HEAT NOS:		
	RIBS	ITEM:		1	2	3
1	Mandatory	EVENT RACE INSTRUCTIONS				
2	V13	SHIP & OPERATORS RADIO LICENCE				
3	E35	CHARTS				
4	D4	MEASUREMENT/ COMPLIANCE CERTIFICATE				
5	D1	RACE NUMBERS / RYA DECAL				
6	F29	NATIONAL FLAG – 45 X 30 CMS				
7	E7	WINDSCREEN / SHARP EDGES				
10	E1	TOWING EYES, CLEATS				
11	F6	TRAILER NUMBER / JOCKEY WHEEL				
12	E6	DECK				
13	V12	NAVIGATION LIGHTS				
14	F6	SLING POINTS / LIFTING EYES / STROP+ IDENT				
15	E3	STEERING GEAR				
16	E3	CONTROLS & CABLES				
17	E36	COMPASS(ES)				
18	E16	ENGINE CUT-OUT				
19	E12	ELECTRICAL HARNESS & WIRING				
20	E24	FIRE EXTINGUISHER/S				
21	E25	EXTINGUISHER SYSTEM (Inboards)				
22	E9	FUEL TANKS, LINES & EARTHING, CUT-OFF				
23	E12	BATTERY INSTALLATION / ISOLATER SWITCH				
24	Check	SHAFT GUARDS (Inboards)				
25	V13	VHF RADIO				
26	E10	REVERSE GEAR				
27	E13	BILGE PUMP SYSTEM				
28	V14	ANCHOR & ANCHOR LINE				
29	V14	PAINTER / TOWING LINE				
30	E34	ORANGE FLAG				
31	E33	FLARES FOR BOAT				
32	V15	FOOT PUMP				
33	E21	TIE BAR (twin motors)				
34	E18	ENGINE WELL (OUTBOARDS)				
35	E26	EXHAUST SYSTEM				
36	E17	ENGINE MOUNTINGS				
37	E30	RACING VESTS+ correct fitment				
38	E28	PROTECTIVE HELMETS + correct fitment (OCR + Intercom)				
39	E31	PROTECTIVE CLOTHING				
40	E32	COMPRESS, WHISTLE, KNIFE				
41	E33	FLARES				
42	508.02	CANOPY & WATER DEFLECTION				
43	508.20	STROBE LIGHT				
44	508.27	ORANGE BOW / NUMBER OF CREW				
45	508.08 – 15 inc	CANOPY OPENING, SIZE & BANDING				
46	508.11	DIVERS' GRAB HANDLES				
47	Check	SEAT BELT CUTTER				
48	508.18	STOP BUTTON / FUEL SWITCHES				
49	508.20	REAR OF HEAD PROTECTION + CLEARANCE				
50	508.21	RESTRAINT BELTS / FIXING & SEATS				
51	508.28	BUOYANCY				
52	508.25	LIFEJACKETS				
53	508.05, 23	VISIBILITY / MIRRORS / CLEANING				
54	508.16	AIR SUPPLY				
55	508.12	CANOPY RELEASE & IDENTIFICATION				
56	508.26	WATER ACTIVATED LIGHTS				

PBR39D/April 2006/August 2009/April 2014

- 1.2. All hulls and engines must comply with the Zapcat design as specified by Zapcat Racing (UK) Ltd.
- 1.3. A Zapcat Racing (UK) Ltd approved inspector will check and seal competitors' motors. All motors must be sealed on entering the Zapcat National Championship. (If the seal is to be broken written notification must be sent to Zapcat Racing (UK) Ltd). There will be random motor stripping and if anyone is found to be infringing the rules, they will lose all accumulated points. The Official Race Committee shall make the decision.
- 1.4. Organisers/Competitors must ensure the safety of the public in all areas used by Zapcats whilst launching, racing and landing boats, with a designated area for fuel transference.

W2 RACE RULES

2.1 Compulsory RYA Race Licence

No competitor can take part in a race without being in possession of a current RYA race licence. Licenses can be a full Provisional / National licence or an Event licence.

Minimum Age

The minimum age for a Competitor is 16 years old.

If any crew member is under the age of 18, the other crew member must be 18 years old or older. All age regulations apply at the date of the race.

All persons under 18 years of age must be accompanied at the event by a Parent/Guardian. All competitors who are under 18 on the date of the race will be required to submit written consent of their parent or guardian to their participation in the race and confirmation of their acceptance of the rules governing the race.

All persons under 18 years of age are also required to complete an RYA Certificate of Competence and return this to the RYA countersigned by a parent or guardian and the Zapcat OOD. Certificate of Competence forms are available from the RYA.

2.2 Zapcat Racing Club Memberships

All Craft must have their own insurance to compete in any Powerboat Racing.

All Pilots must hold an RYA Powerboat Level 2 certificate and all competitors must have completed Mandatory Zapcat specific Race Training.

2.3 Mandatory Pre-Race Procedure

All competitors must attend Race Administration to produce their RYA Race Licence, a copy of the current **class rule book, event advanced Race instructions, boat log book, Proof of Insurance** and to sign on to the RYA Race Indemnity.

All competitors must attend the Racers Briefing

Non-attendance at Racers Briefing results in a disqualification

All teams must have been scrutinised and passed by the official race scrutineers as complying with the Zapcat rules. Zapcat Racing (UK) Ltd should hold a copy of each team's class compliance form. This is applicable to all and any equipment used.

All competitors are required to have an RYA log book registration form and these must be presented to Race Administration when signing in. Any damage to the boat incurred during the event will be recorded on this form which must then be returned to the RYA.

All teams must have read the Advanced Race Instructions for the event they are attending and be able to produce a copy of them at scrutineering if requested.

2.4 Format of Race Heats

The organisers will determine the number of race heats to take place at an event

The race committee will decide the number of boats allowed to compete in each heat/final

All race heats will be a minimum of one lap. The OOD's decision is final

Boats must qualify through the heats to take part in the finals

2.5 Race Starts

The option of a beach start/re-start or deep-water start/re-start will be at the discretion of the OOD

2.6 Restarts

All heats/finals are to be restarted until the required amount of full laps are completed, unless on the last lap, in which case the finish will be in the order the boats were after last rounding the finish buoy. The OOD has the discretion to change the number of laps if required.

2.7 Disqualification

Disqualification from a heat/final will be incurred for any of the following infringements:

- (a) Riding over a buoy or knocking a buoy flat *
- (b) Causing a red flag infringement
- (c) Failure to comply with the nose to nose rule or pit lane rule (rule 2.8, 2.8.1)
- (d) Failure to comply with Weight categories
- (e) Barging another boat/ attempting to barge
- (f) Dangerous/ Reckless driving/ Cutting up a boat / following another boats line through surf
- (g) Landing on another boat
- (h) Hitting a boat from behind
- (i) Abusing an official or another race competitor
- (j) Failing to comply with scrutineering requirements
- (k) Failure to comply with the Zapcat Branding Regulations..
- (l) Failure to complete the course correctly
- (m) Failure to comply with advanced race instructions
- (n) Being on the race circuit without a helmet or properly fastened life jacket
- (o) Unsportsmanlike conduct

*Should a buoy be damaged, the team responsible will be liable for the repair cost

2.7.1 Yellow & Red Cards

The following cards shall be issued for rule infringement including any incurred disqualification:

Verbal Warning - no card issued

1st Yellow card issued - possible disqualification from heat/final

2nd Yellow card issued - disqualified from heat/final

Red card issued - disqualified from the rest of the days racing

A 3rd Yellow card issued automatically converts into a Red card

Yellow cards are valid for 12 months which includes the day issued

A Red card is valid until the 31st of the December that season and results in disqualification from the Championship

A Red card means that all points from the day shall be lost.

For major infringement deemed so by OOD or Safety Officer immediate issue of Red card may be enforced.

2.8 Nose to Nose

A competitor's boat has the right of line, at any point of the race, when the tip of the tube of their boat is past the tip of the tube of another boat. In this event, the boat being passed **MUST YIELD** and offer the line to the overtaking boat! The boat that has the right of line cannot barge any boat, even if the boat being passed does not yield their line. If there is doubt at any point, both parties must avoid collision or they may both be disqualified.

All competitors are reminded that this is a non-contact sport and failure to observe this rule will result in Disqualification.

2.8.1 Pit Lanes

Should a Pit Lap be used, boats on their Pit Lap **MUST GIVE WAY** to boats on the Main Circuit when re-entering the Main Course. Failure to comply will result in disqualification.

2.9 Flag Signals

The pilot AND co-pilots duty is to be vigilant and see ALL flag signals. Failure to comply with this rule may result in a yellow card.

Green Flag = Start Flag

Chequered Flag = End of Race/Winner

White Flag = Last lap/One lap to go

Yellow Flag = Caution: Danger nearby - No Overtaking allowed

Orange Flag = Restart of last heat

Red Flag = Warning - race stopped - return to start area

2.9.1 Flag Acknowledgement

All teams are to acknowledge flag yellow, red, white, orange and chequered.

You acknowledge these flags by either the pilot or co-pilot raising their hand into the air failing to comply to this rule may end up in point deductions

2.10 Race Stopped

In the case of a force majeure, accident, man-over-board or capsized Zapcat, the race will be stopped immediately by the Safety / Rescue boats by raising a RED FLAG. Any competitor who sees a force majeure, accident, man-over-board, capsized Zapcat or red flag must raise a hand in the air and come safely off the plane. If any competitor sees a raised hand then they must raise theirs and come safely off the plane.

All competitors must immediately stop racing. Race boats must proceed off the plane around the course to the designated start area to await further instructions. The race will be re-started without the capsized or man-over-board Zapcat. Further penalties can be enforced if a boat does not return to the beach immediately after one of the crew has entered the water.

If a day/grand prix is affected by time or environmental constraints the day will be shortened to the maximum number of heats completed by all competitors. Any boat that completes more than the required minimum number of heats shall have their latest scores discarded. Points from these heats will dictate final qualifying positions to run the final. If a final cannot be run, none of that day/round shall carry championship points. This will not affect the status of paid race fees.

2.11 Retirement Procedure

The retiring boat pilot and co-pilot must inform a Zapcat official, either on water if safe to do so or immediately once ashore. The retiring boat must leave the racing line if possible.

2.12 Outside Assistance

Once under starter's orders and during racing no outside assistance is allowed. The penalty is disqualification. This includes signalling or electronic communication. If a Zapcat official has reasonable suspicion of outside assistance the OOD may issue a point's penalty or DQ.

2.13 Post Race Declaration

The OOD can ask for a member of each boat to report to the beach marshal after their heat if required. Racers will sign off after they have finished their days racing. Any competitor who has not signed off 1 (one) hour after the days' final, final shall be disqualified.

2.14 Competitor's Responsibility

All Race Boats must observe the International Rules for the Prevention of Collisions at Sea when encountering any Non-racing craft.

2.15 Kill Cords

Kill cords are mandatory and must be attached to the driver and engine when it is running. The co-pilot MUST carry a spare kill cord on the boat at all times.

A secure method must be used to attach the pilot's kill cord to their wrist/arm. This MUST fit tightly around the pilot's arm/wrist, not relying on a choker method to be effective. All kill cords must be Tohatsu marine kill cords and not extend over 1400mm at full extension between the cuff and engine.

2.16 Protests

Only a pilot may direct a query to the OOD, or a person appointed by the OOD for the race day (the use of audio visual media and footage cannot be requested). This MUST be done immediately after the heat/final. If the OOD or a Race Official has not seen an infringement, then it DID NOT happen. Protests as outlined in section H of PB1 are not permitted. The OOD's decision is final.

Any intention of RYA Appeal must be directed to the OOD in writing before signing off. All costs of appeal will be the sole responsibility of the competitor, the RYA Appeal board decision is final.

W3 ZAPCAT ONE DESIGN

A Race Ready Zapcat must conform to the one design class and have originally been supplied by Zapcat Racing (UK) Ltd or their approved agents. A list of approved agents can be obtained in writing from Zapcat Racing (UK) Ltd.

Only modifications listed within these rules are allowed.

All items of equipment, the engine and craft must be made available to the scrutineer when requested for technical examination.

W3.1 HULL

3.1.1 All boats are to be fitted with a serial number and CE plate, issued by the manufacturer, on the nose cone & transom with all relevant information on, i.e. Make, Model & H.I.N.

Hulls must be Gemini SA Zapcat models only. This includes but is not limited to the Z10 & EVO hulls. Any other Gemini hull must be approved by Zapcat Racing (UK) LTD before race entry is accepted.

3.1.2 Boats must be inflated only with atmospheric air

3.1.3 Modifications above the waterline are allowed. These modifications will refer to foot straps, handles, loop patches and ropes only and not modifications that interfere with original outside dimensions or reduce the mass of the boat. Drilling of the nose cones to drain water is allowed with two 8mm holes at maximum. The waterline will be deemed to be the underside of the floorboards. Floorboards can be replaced with 4 or 2 part boards of the same specifications as original Gemini Zapcat manufactures boards.

3.1.4 No modifications below the waterline with the exception of polishing and one drain valve are allowed. The drain valve may be fitted within the Zapcat floor sail no further than 600mm forwards from the aft edge of the trim tab at the vessels centre line. The valve will comprise of a PVC ring 70mm outer diameter with a 38mm internal diameter. This will be placed on the sail surface against the floorboards. The hole through the floor sail must be in the centre of the ring hole and must not exceed the size of the internal ring. The exterior of the valve will be on the underside of the sail and protected by a 70mm circular patch glued along its forward edge only, which fully covers the hole through the sail. Clarification, on this modification is available from Zapcat Racing (UK) Ltd.

3.1.5 All boats must be fitted with designated righting straps. These straps may not share common use as the designated bow line. Righting straps must be in working condition.

3.1.6 During a round only a like for like hull swap i.e. Z10 for Z10 is allowed. The only Exception is if a hull is damaged and cannot continue to be used when with agreement from the OOD, another model hull may be used.

3.1.7 No fastenings can be used anywhere that do not have a locking mechanism except for life-jacket and helmet fastening supplied by the manufacturers i.e. spring loaded karabiners.

W3.2 ENGINE

3.2.1 Outboard motors must fulfil the one design criteria

3.2.2 To be homologated as a standard motor, an outboard motor must be manufactured in a standard production series (that is to say with all parts interchangeable and with identical dimensions, weights and materials).

3.2.3 For the purpose of standardisation the UIM homologation sheets reference 00463 shall be used until superseded for reference only by Zapcat Racing (UK) Ltd. This includes taking the block to the homologated standard.

- 3.2.3.1** The only modification to the engine outside of the Tohatsu 50hp D2 homologation sheet is the 'allowance' of Tohatsu head gasket, part number 3T5-01005-0 Cylinder Head Gasket
- 3.2.4** The engine has a built in bridge support which makes the original tongue in the Boyesen backing plate obsolete. Zapcat Racing (UK) Ltd will therefore allow the middle tongue (and only the tongue) of the Boyesen backing plate to be removed from the reed. This will increase reliability and not performance.
- 3.2.5** The rev limiter must be attached and functioning in the way designed by the engine manufacturer. Failure to have a functioning and attached rev limiter will be considered an illegal modification.
- 3.2.6** When the motor is in the water the cooling must be effected by the motor's own circulating pump. External pick-ups or water pick-ups attached or affixed to the boat or motor are prohibited
- 3.2.7** An effective control handle giving forward, neutral and astern movements is compulsory. The control handle for selecting gear, ready for use, must be within reach of the driver. Astern manoeuvring of the boat must be possible by selection of reverse gear only.
- 3.2.8** The power head may be replaced during an event if it is not functioning properly. In the event of the power head being replaced, then both unit must be presented to the Chief Scrutineer for inspection.
- 3.2.9** Tampering of the leading edges of the gearbox is not allowed. Only normal wear and tear is acceptable. The tolerance for this wear and tear is limited to 5mm. The repair and paint of the gear casing is allowed.
- 3.2.10** The original propeller may be replaced by any other one which must be originally supplied by Zapcat Racing (UK) Ltd or their approved agents. The replacement propeller must form a seal with the gearbox to prevent "ventilation".by 1mm.
- 3.2.11** Spark plugs, spark plug caps, and HT leads may be replaced. Additional coil earthing wires are allowed, Ignition Coils may also be upgraded to Tohatsu part number 3F3-06040-0 (70hp coils) which may increase reliability but not performance.
- 3.2.12** Revolution counters may be installed.
- 3.2.13** The replacement of nuts or the addition of lock nuts, drilling and wiring, split pinning or key ring is allowed.
- 3.2.14** Motor locking brackets may be removed. If the locking bracket is removed it must be replaced by a bungee retaining system. The engine Skeg should not be able to be raised higher than the base of the hijacker keels when the engine retaining system is fixed and under load. The engine leg must be able to deflect when struck.
- 3.2.15** The top three holes on the engine saddle can be elongated into a slot. This will invalidate the warranty of the saddle but not affect the rest of the engine. If you do not wish to lose the warranty of the saddle you can drill a slot in the transom to allow adjustment of engine height. This will invalidate the warranty on the hull.
- 3.2.16** The tell-tale cooling pipe outlet may be moved to another location on the engine tray. Size and dimensions must not change. Original exit hole must be filled.
- 3.2.17** The crank may be welded or pinned as long as the dimensions of the crank after welding do not exceed the original manufacturer's dimensions for the crank. Any pins may not exceed 12mm in length.
- 3.2.18** Measurements not quoted in the homologation sheet may not be altered in any form (e.g. Polished, sanded, ground or skimmed.) If detail cannot be verified with the aid of the pictures in the homologation sheet, the part in question may be compared to a corresponding stock part. In such a comparison, three identical new parts must be used to get an average for that measurement.
- 3.2.19** Other than defined in 3.2.11, no part of the motor can be changed with another manufacturer's or pirate part
- 3.2.20** Engine Exhaust port; there is a casting mark on the inside of the engine exhaust port that does vary in size from engine to engine. This casting mark can be reduced but

not totally removed. The casting mark must still remain visible and slightly proud. If the casting mark is reduced to less than 0.5mm this will be considered in breach of the rules.

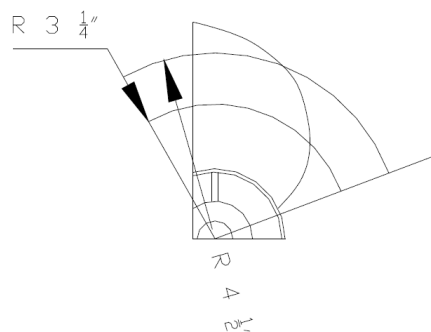
- 3.2.21** The motor cowling may be secured by means other than, or in addition to the standard means. No modifications shall be made that allow increased air flow. Only the original air intake shall allow air flow into the engine, however an 8mm hole may be drilled in the very bottom of the lowest point of the inner case of the air intake box to assist in water draining out.
- 3.2.22** Steering dampers must be fitted and be approved by Zapcat Racing (UK) Ltd. The supplied standard steering damper fitted by Zapcat Racing (UK) Ltd can be changed or modified. An efficient steering damper system must be fitted at all times to comply with racing rules. Scrutineers will have the ability to refuse a Zapcat the opportunity to race or continue to race if they are concerned by the performance of a steering damper system. A bungee system maybe used providing it complies with scrutineering
- 3.2.23** Engines will not require seals on the inlet manifold. All other seals shall remain and must be in the correct place to compete. If engine seals are broken they will need to be replaced by the Chief Scrutineer. Resealing shall only be carried out if lead seal bolts are put back in their original holes.
- 3.2.24** If an engine is to be replaced during a round it must be agreed by and presented to the Chief Scrutineer or OOD before another engine is used.
- 3.2.25** The engine tiller and pivot bracket are to conform to the design as specified by Zapcat Racing (UK) Ltd, and must be able to pivot at the 10mm bolt.
- 3.2.26** Zapcat Racing (UK) Ltd is not liable for any costs to rebuild scrutinised engines. It is the competitor's responsibility to replace gaskets and rebuild the engine.

W3.3 PROPELLERS

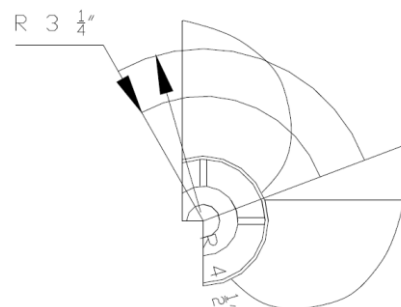
- 3.3.1** Measurements of the pitch of the blade are given for information purposes only. It must be noted that equipment used by Zapcat Racing (UK) Ltd may give different results and use different measuring techniques to other propeller measuring equipment. For precise propeller specifications, please apply for the propeller homologation sheets. It will not be accepted that you got it 'wrong' or 'they use different equipment'. If a rule infringement occurs, all points from the event shall be lost. All prior points could be lost and the Official Race Committee shall make the decision.
- 3.3.2** The propellers must be originally supplied by Zapcat Racing (UK) Ltd or their agents as part of the one design series and only the TN40, 'Standard' or 'Surf' propellers may be used. Details are outlined in the Zapcat propeller homologation sheets.
- 3.3.3** Modifications are not allowed except:
Polishing and/or painting are allowed as long as it does not change any other aspect of the propeller, including the original thickness of the blades.

The leading edge may be sharpened as long as it does not change any other aspect of the propeller. The sharpened edge must bevel from the back (low pressure side) and come into the blade no more than 2mm.

- 3.3.4** The pitch of the propeller must not be changed or altered in any way. The pitch is measured at 6 different points that are calculated along two radii measured from the centre of the propeller hub. These points are where the radii intersects the leading and trailing edges with further measurements being 0.5 cm from the trailing edge leading forwards on a perpendicular chord meeting the desired radii. The official propeller scrutineer will check the whole blade area of the propeller, i.e. multiple points not just six points. Measurements will be checked on random race days as stated below for the standard TN40 and surf propellers.



	Scale B	Scale C
Radius from hub centre	R 3 1/4"	R 4 1/2"
Trailing Edge	16	16
0.5cm from Trailing Edge	14	13
Blade Mid Point	12	10 1/2
Leading Edge	12	10



All dimensions are in inches. These are simplified diagrams for the purpose of clarity and guidance to this rule only.

- 3.3.5** The top three finishers of each final may be required to present their propellers to the chief scrutineer as well as any randomly selected boats for potential bench test scrutineering after the finals. Propellers will be returned after scrutineering if they pass. If a propeller fails scrutineering, it will be marked to show it is not class compliant.
- 3.3.6** Zapcat Racing (UK) Ltd recommends that competitors regularly send their propellers to the approved propeller scrutineer to be checked and maintained according to the rules. Any propellers that have work carried out on them must be sent to the Zapcat recommended propeller specialist for them to be checked.

W3.4 PROPELLER DEFLECTOR GUARD

- 3.4.1** The outboard motor must be fitted with a Zapcat Racing (UK) Ltd approved deflector guard, originally supplied by Zapcat Racing (UK) Ltd or their agents. If a rule infringement occurs, all points from the event shall be lost. All prior points could be lost and the official race committee shall make the decision.
- 3.4.2** Fixation bolts can be changed. The diameter and the number of fixings must remain the same, i.e. 8mm and 6 bolts respectively. Fitting studs to the guard instead of using bolts is permitted. Studs must be 8mm in diameter. Slotting of the Skeg is allowed. Fitment to the Skeg must be via bolts, studs for Skeg fixing are not allowed. The guard must be able to be removed and replaced.
- 3.4.3** Profiling of the deflector guard is permitted on any edge 90 degrees to produce a semi-circular radius of 1.5mm maximum, from original specifications. At no point can the thickness of the material be less than 2.8mm.
- 3.4.4** No other modifications are allowed. No areas can be filled and no extra welds can be used to aid performance.
- 3.4.5** If a guard breaks in any way it must be replaced or repaired immediately. Failure to comply will lead to disqualification.

W4 FUEL

- 4.1** Fuel must be a commercially available grade of automotive fuel. Specialised racing or power boosting fuels are expressly forbidden.
- 4.2** The use of additives aimed at increasing the power of the engine is prohibited, to either the fuel or at the air intake. The use of nitrous oxide injection units is also totally prohibited.
- 4.3** Only OEM fuel tanks or bladder tanks that have been originally supplied by Zapcat Racing (UK) Ltd, either directly or via its agents are permissible.
- 4.4** A team may not withhold the type of fuel/oil used and the mixing ratio of fuel/oil when requested by racing officials. At regional or national events, the organisers of the event reserve the right to use a nominated fuel supplier. Failure by competitors to use the nominated supplier will result in disqualification from the event.

W5 PILOTS AND CO-PILOTS

- 5.1** Pilots and co-pilots cannot swap roles during a full round of racing. Failure to comply will result in immediate disqualification.
- 5.2** Pilots and co-pilots cannot be replaced after they have signed in for a round of racing unless approved by the OOD. Failure to inform the OOD, undergo a drivers briefing, complete all required administration and paperwork will result in immediate disqualification.
- 5.3** It is the responsibility of ALL Crews to ensure weight categories for class are adhered to. Self-declarations are to be correct and updated as required. Failure to comply will result in disqualification (Rule 2.7 d) .Weight checks will be carried out at Scrutineering. The OOD can request Crew weight check at any time.

W6 RACE NUMBERS

- 6.1** Race numbers must be on both sides of the engine cowling and must not be obstructed in any way. Race numbers must be black on a white background and 95mm in width, 175mm in height with a gap of 15mm. The numbers must have a white surround of at least 35mm. Numbers must be upright. The numbers must be placed towards the front leading edge of the cowling.
- 6.2** A race number must be displayed on the underside of the snout of the nose cone. They must be a minimum of 100mm high in the same font as the race number with an underscore.
- 6.3** Each crew member's helmet must be identified with their boat race number. This number shall be placed on the top surface of the helmet and shall be read from the rear. The numbers shall have a minimum height of 75mm and shall be of the same style as the race number. These numbers shall be made of black coloured self-adhesive material with an underscore.

W7 RACE STARTS

7.1 Start Procedure

Heats/finals may start and finish either on the water (deep water start) or on the beach as designated by the OOD. The OOD will explain the location, race marks used and procedure for the said start at the Drivers' Briefing.

THE HEAT/FINAL STARTS IMMEDIATELY WHEN THE GREEN FLAG IS LOWERED.

7.2 Start Abort

If at any time during the start procedure the Starter raises a red flag, the start has been aborted. All crews must return to the muster area and wait for further instructions.

7.3 Late Starters

Any competitor not on the Start line before the start of the start procedure will forfeit the race including any restart.

7.4 Postponed Start

If for any reason the start has to be postponed the racers should remain in the muster area and await further instructions.

W8 BEACH STARTS

8.1 Heats/finals will be from a standing start position. The pilot will start in the boat with the engine ticking-over and the co-pilot will start in the water holding the boat with both feet on the ground.

8.2 The steering must be pointing straight ahead and all boats must hold their line for the first 50m or turning mark/gate as indicated at Drivers Briefing.

8.3 As the green flag is dropped the co-pilot must enter the Zapcat fully before the pilot can engage gear and pull away from the beach.

8.4 Boats must be held in a line in the water a minimum of a boats width apart from the boat on their port side.

8.5 In the event of a boat not starting immediately, it must withdraw from the water before the started boats complete a full lap. At no time shall anyone be allowed to be standing at the stern of the boat.

8.6 Co-pilots are not permitted to enter their boats until the heat/final has been started.

8.7 Co-pilots are not permitted to start the boat with the spare kill cord at the start of a heat/final.

8.8 The OOD has the discretion to change format according to conditions.

W8.1 LE-MANS STARTS

8.1.1 Zapcat pilots hold the Zapcat in the water with the kill cord in the engine but NOT running. The co pilot will run downthe beach once the green flag has dropped. The co-pilot and pilot must jump into the boat together. Once the pilot and co-pilot feet are on the deck the engine maybe started and go.

W9 DEEP WATER STARTS

Zapcats will muster at a start gate and line up in their correct grid positions. The start line will be formed by a perpendicular line from the transom of the start boat. The pace of the start boat and that of the start line will be dependent on the weather conditions. The Zapcats will line up behind the start line a minimum of 1 boats width apart. On the dropping of the yellow flag, the start boat is indicating that it is happy with the line-up. When the green flag is dropped, the race is started. Zapcats will not cross the line until the green flag is dropped. If a Zapcat crosses the start line before the green flag is dropped, this will result in a restart and the offending Zapcat will be given a warning. If the same Zapcat causes 2 restarts then that Zapcat on completion of its second pre-crossing of the start line will automatically be disqualified.

W10 RACE FINISHES

10.1 Finishing Procedure

The OOD will explain the location, race marks used and procedure for the said finish line. All Zapcats must complete the number of laps as specified at the Race Briefing. A white flag is flown to inform competitors of the last lap. The race officer's decision to fly the white flag is final whether the predicted numbers of laps have been completed or not. The chequered flag will be displayed at the Finish Line. After finishing, crews must ensure that they are clear of the area for crews following, return to the beach or as instructed at racers briefing and report to Race Secretary to sign off if advised at race briefing.

10.2 Boat Beaching

If a boat hits another boat, competitor or official during beaching, the offending boat shall be yellow carded, or disqualified, at the discretion of the OOD. At the end of a practise session or a race, boats cannot be driven up the beach from afloat. Any vessel seen doing this will be disqualified.

10.3 Finishing

Boats will finish afloat with pilots, co-pilots and all equipment aboard.

W11 PROTECTIVE CLOTHING

11.1 Racing Vest

Each person aboard a boat must wear an efficient buoyancy aid at all times on the water. Racing vests must be of the approved specification as supplied originally by Zapcat Racing (UK) Ltd. Racing Vests shall be worn at all times by all persons on board whilst racing. The efficiency of a racing vest is the responsibility of the wearer, but the following conditions must be complied with.

All vests must have an inherent buoyancy of at least 100 Newton's and shall be fitted with collars.

Straps shall be adequate and in good condition. All straps shall be at least 40mm wide and have a minimum breaking strain of 500kg. There must be lifting straps at the front or on the shoulders. All straps and buckles must be used as originally intended by manufacturer.

Zips are not permitted as the sole means of fastening a racing vest. Where zips are used as an ancillary means of closure they shall be in working order.

Tears or bad repairs through which buoyancy material may leak out shall not be permitted.

Vests shall be red. Vests shall not be able to ride up over the wearers head and shall be secure. The position of the solid buoyancy shall be such as to ensure that an unconscious person shall float face up in the water.

The vest must have impact protection material covering the back.

11.2 Helmets

Helmets MUST conform to UN ECE22_05 or Snell M2000, M2005 with temple protection and must be coloured bright orange/day glow orange over 90% of its exterior.

Modifications shall not infringe on the standard and bolts used for fittings and attachment of a visor shall be small and on no account shall they protrude into the inner surface of the helmet.

Chin straps shall be in good condition, operative and unable to be accidentally undone.

Helmets shall be devoid of dents or splits

The efficiency of a helmet is the sole responsibility of the wearer.

Helmets are to be replaced when they reach two years from the date of manufacture. Helmets are to offer full face protection.

The fitting or use of electronic helmet to helmet or shore communication devices is prohibited.

11.3 Wetsuits/Dry suits

A wet suit or dry suit must be worn whilst racing. Wet suit shoes / suitable protective footwear or similar must also be worn.

11.4 Eye protection

Eye protection is to be worn before commencing racing or practice. If eye protection is lost during a race or practice, It must be replaced before the next heat the efficiency and wearing of eye protection is the sole responsibility of the wearer.

11.5 General Protection

Competitors must not consume food or drink whilst racing i.e. no chewing gum.

All competitors must remove all items of jewellery as well as all piercing for their own safety. General body protection is the sole responsibility of the wearer

W12 INSURANCE

All holders of an official RYA Race Licence are covered by The RYA's third party insurance policy. Zapcat Racing (UK) Ltd strongly recommends that all pilots and co-pilots have personal accident insurance providing a minimum cover of £25,000 on death.

W13 WEATHER

The race organisers will cancel the race if the wind strength, direction or sea state is deemed to be unsuitable for any of the competing Zapcats. Limited visibility caused by mist, haze and fog or rain will also result in cancellation or postponement. The decision will be made by the race committee and is final.

W14 ENTRY FEE

An entry fee will be paid by all Zapcat teams for each round they wish to enter, a season discount may apply. All entry fees must be received 14 days prior to the event. Late entries will only be accepted at the discretion of the organisers, and will incur a fee. No refunds will be made in the event of any cancellation.

W15 POINTS

The results will be posted as soon as possible after each race heat. Competitors will be notified of the race results including disqualification through the scoreboard. It is the pilots' and co-pilots' responsibility to check the scoreboard. Points will be awarded to competing Zapcats according to their finishing position. All points from the heats will count to qualify for the final. Final positions for each round, including those who do not make the final, receive points that will count towards the season's championship. Payment of race fees does not earn points. Points are only awarded after completion of a heat or heats from a racing event.

15.1 Points System

The following points will be awarded for each finishing position from each class.

National Championship points are not transferable between classes. Crews must comply with weight categories for national class points to count.

Position	ZCR50	ZCR50X
1	100	100
2	90	90
3	80	80
4	75	75
5	70	70
6	65	65
7	60	60
8	55	55
9	50	50
10	45	45
11	40	40
12	38	38
13	36	36
14	34	34
15	32	32
16	30	30
17	28	28
18	26	26
19	24	24
20	22	22
21	20	20
22	19	19
23	18	18
24	17	17
25	16	16
26	15	15
27	14	14
28	13	13
29	12	12
30	11	11

15.2 Tied Points

When competitors are tied for points going into a day's final, the organisers will count back their results from that day, awarding grid positions to those with the most successful results.

In the event of a tie at a Championship event, the organisers will count back the results from that event, awarding finishing positions to those with the most successful results.

In the event of a tie in the Championship, the organisers will count back the results from that season, awarding finishing positions to those with the most successful results.

15.3 DNS DQ & Retired

Did not start (**i.e. failure to complete 1 lap**) = 0 points

Retirements after completing min 1 lap will get last place points

Disqualifications = 0 points, unless in a final where last place will be awarded

Disqualification resulting from an incident not caused by them will get last place points.

W16 DISCARD

The teams will have their worst score from one entered round discarded the team must have completed 1 full heat of the round being discarded. The discarded round cannot be from the final 2 rounds (Grand Prix) of a National Championship.

W17 SPONSORSHIP BRANDING

The Branding document produced by Zapcat Racing (UK) Ltd stipulates the areas that can and cannot be used on Zapcats when competing in a Zapcat Racing event. Zapcats will be prevented from participating in any Zapcat event if the competing craft does not comply with the branding document. Zapcat Racing (UK) Ltd reserve the right to stop a Zapcat entered into an event from competing if any of their team title/ name and/ or branding of the craft conflict with that of a partner or sponsor of Zapcat Racing (UK) Ltd. Agreement from Zapcat Racing (UK) Ltd should be received regarding individual craft sponsorship/ branding prior to racing.

Sponsorship documents specific to Zapcat Racing (UK) Ltd events can be obtained from Zapcat Racing (UK) Ltd.

Zapcat Racing (UK) Ltd reserves the right to alter any or issue An event specific sponsorship document seven days prior to a Zapcat racing event.

Offensive or derogatory wording is not allowed.

Equipment supplied by sponsors that are required on board a "racing" Zapcat or person must have the installation signed off by the event chief scrutineer or safety officer.

W18 PENALTIES

For the infringements outlined below the following point deductions will be applied:

Smoking in the defined wet or dry pits	
I. for a license holder	50 points
II. for a team associate or mechanic	50 points
Fuel transfer outside the designated fuelling areas	50 points
Launching	
I. persons on boats whilst being lifted, craned etc.	50 points
II. Failure to wear protective equipment as supplied by club in the designated craning area	50 points
III. Failure to wear life jackets when on water / pontoons	50 points
Lateness	
I. Late signing in at Race Control	Warning
II. Persistent late signing in at Race Control	50 points
III. Late show at Drivers Briefing	Warning
IV. Persistent late shows at Drivers Briefing	50 points
Failure to present equipment & craft for technical examination	Disqualification
Failure to comply with the Anti-Doping Rules as outlined In PB1	Disqualification from Day and Reported to RYA for possible further action
Failure to produce a copy of advanced race instructions to the scrutineer	Warning
Persistent failure to produce a copy of race instructions to the scrutineer	50 points
Failure to sign out at race control	Disqualification

W19 DEFINITIONS

“Mixed Team” – A Mixed Team is that in which two opposite genders race together.

“Rookie Team” – A Rookie Team is that in which the pilot has not raced in more than 1 Zapcat or Thundercat organised racing event before the beginning of the season.

“Team Racing” – A team will consist of any 2 (two) Zapcats. Zapcats wishing to enter team racing must register and enter as a team at the beginning of the season and race for one complete season and under the same team name.

“National Championship” – A class Championship consisting of a minimum of 4 rounds of racing

“National Surf Champion” The top point scoring Zapcat from either class over a minimum of 4 surf designated rounds. In the event of tied points, rule L 15.2 will apply.

“Weight Classes” The combined crew weight eligible to enter a class

“Combined weight” weight of the pilot and co-pilot wearing casual trousers, T-shirt and socks not dressed in Race Kit.

“Hull Type” An authorised Gemini Zapcat Model

“ZCR50” Zapcat with a combined crew weight UNDER 168.28kg or 26.5 stone

“ZCR50X” Zapcat with a combined crew weight of 168.28kg or 26.5 stone and OVER

N.B: Rule 2.10 takes precedents over all rules when the race committee sees fit.

W20 INJURED DRIVERS

If during an event a crew member is injured then the event organiser will complete form PBR19 and their licence may be suspended until the competitor has been given the all clear by a suitably qualified medical doctor.

The event organiser will give the original form to the competitor and send a copy of the form plus the driver's licence to the RYA. PBR19 describes the procedure for licence re-instatement.

W21 MEDICAL EXAMINATION & ALCOHOL TESTING

AS PER RYA PB1 RULES

ZAPCAT™ BRANDING

SPONSORS – ZAPCAT™ LOGOS (reserved by Zapcat Racing™)
 Zapcat™ logo measuring 600mm placed nearer the nose (see diagram).



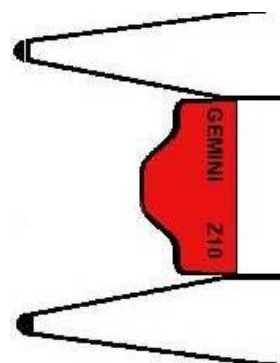
NOSE CONE (reserved by Zapcat Racing™)

You must comply with all branding listed and **cannot** have any other graphics or personal branding in these areas.

NOSE CONE – TOP (reserved by Zapcat Racing™)

(Looking back to the engine)

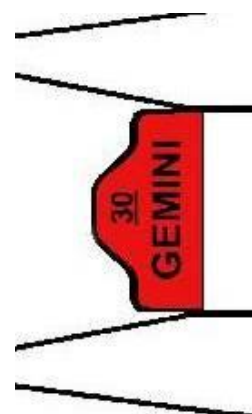
Left hand side official **GEMINI** logo
 Right hand side official **Z-10** or **EVO** logo



NOSE CONE – UNDERSIDE (reserved by Zapcat Racing™)

At the very tip your **race number** underlined
 This is for the Safety team to identify which boat is up -side down!

Large official **GEMINI** logo



ENGINE COWLING (Reserved by Zapcat Racing™)

As with the nose cone the engine cowling is reserved by Zapcat Racing™.

No other graphics or branding can be placed on the cowling.



ENGINE COWLING – SIDES (reserved by Zapcat Racing™)


You may paint your Cowling in Any colour except the rear (see below).

Race Number must be placed towards the front of the cowling, sizes as stated in Rule 6.1.

A **Tohatsu** sticker may be supplied to go above the race number

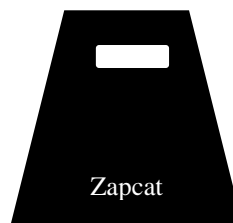
ENGINE COWLING – REAR (reserved by Zapcat Racing™)

This area must be plain High Visibility Orange.



ENGINE COWLING – FRONT (reserved by Zapcat Racing™)

A **Zapcat™** logo located above the Tiller and below the Pull Starter.



ENGINE COWLING – TOP (reserved by Zapcat Racing™)

NOSE CONE BULK HEAD - RIGHT (reserved by Zapcat Racing™)

Zapcat™ may supply a **web address** to be applied to the right of the Gemini ID plates.

These Rules including all definitions and associated documents are the property of Zapcat Racing (UK) Ltd and protected under Zapcat Racing™ the use of and or coping of them without written permission is strictly prohibited.

W22 ZAPCAT SCUTINEERING SHEET

ZAPCAT	BOAT NO:
Advanced Race Instructions	
Reverse Gear Operational?	
Starter Gear Interlock Operational?	
Kill Switch Operational?	
Engine Mounting Bolts Secure?	
Engine Sealed?	
Skeg Standard?	
Prop Guard (2.8mm min	
Standard Propeller)	
Additional Surf Propeller	
Fuel Tank-secure mounting points?	
Righting Ropes-attached & in good order?	
Helmets x 2	
Life Jackets x 2	
Kill Cord & Wrist Cuff?	
Spare Kill Cord	
Wetsuits/Drysuits x 2 + footwear	
Race Numbers) & Branding	
Boat Number on trailer?	
Scrutineer's Signature	
Pilot's Signature	

X X UIM & RYA CLASS: P750 – THUNDERCAT RACING

1. RYA TITLES & TEAMS
2. CLASSES & HULLS Diagrams A, B & C
3. MACHINERY
4. MODIFICATIONS
5. TECHNICAL
6. GENERAL RACING REGULATIONS AND RULES – Diagram D, E and F
7. ADDITIONAL REGULATIONS FOR SURF DISCIPLINE
8. ADDITIONAL REGULATIONS FOR CIRCUIT DISCIPLINE
9. ADDITIONAL REGULATIONS FOR LONGHAUL DISCIPLINE
Diagram G – Guidance to Surf Course
Diagram H – Guidance to Circuit Course

Abbreviations and dossier of terms:

UIM – Union Internationale Motonautique; World Governing body of powerboat racing

RYA – Royal Yachting Association; National Governing Body

Pre Scrutineering – At the beginning of the event

Safety Scrutineering – Carried out when required or between each discipline

Post Scrutineering – At the final heat of the discipline

Final Inspection – Inspected and measured to ensure legality

Pilot – The person in control of the engine, steering, throttle and gears. (The same as a Driver)

Co-Pilot – The second person in the boat. (The same as a Co-Driver)

Please note there are further definitions throughout the rules.

RYA PB1 & PB2 RULES : www.rya.org.uk/programmes/powerboatracing then select 'racing rules'

UIM RULES: www.uimpowerboating.com, click to RULES - then CIRCUIT – P750

Other UIM & RYA rules apply but do not supersede class specific rules:

Code of Ethic

Anti-doping.

Environmental Code.

Group 100 rules.

Group 200 Rules

Group 400 Rules

X1 RYA TITLES & TEAMS

RYA CLASSES			
Rule:	STOCK (S):	PRO STOCK (PRO):	MODIFIED (M):
RYA British Championship Classes	YES	YES	YES

1.1 – O.O.D (Officer of the Day)

The RYA will approve the O.O.D for all RYA titled events. Main Officials should have experience in P750 Racing where possible. (Rescue Officer, Timing and Technical etc.)

1.2 - PRIZE PRESENTATION

Prize presentation at UIM & RYA titled events must be attended by all participants. Only the O.O.D can sanction a non-attendance.

1.3 - MINIMUM BOATS NUMBERS AND NATIONAL AUTHORITIES

A minimum of three boats will constitute a valid class.

1.4 - LICENCE DETAILS

All Pilots and Co-Pilots must hold a current national race licence for P750 Class issued by their own National Authority or an international licence if it's required. Note: Competitors taking prescribed medication must complete the UIM 'Therapeutic Use Exemptions TUE' Form. For further information go to the UIM website – Anti Doping or contact your National Authority.

1.5 - FINAL INSPECTION

The organisers should ensure that at least the winning boat and engine are inspected and measured to ensure legality. It is optional to inspect or measure other boats in second and third place or any other boat. UIM Rules 321.05 & RYA Rules will apply.

1.6 - TEAMS

Team = the designated Pilot and a Co-Pilot can contest these championships. In the event of a Co-Pilot being injured a replacement of the Co-Pilot only is permitted in all disciplines if: A doctor/Paramedic's report is produced stating that the condition of the Co-Pilot does not allow him to continue racing due to an injury or other condition.

The O.O.D is satisfied with the doctor/paramedic's report.

The replacement co-driver has the complete current paperwork including a current international license.

No Co-Pilot can be changed during a heat, race or leg.

The Pilot is the person in control of the engine, steering, throttle and gears

The Co-Pilot is the second person in the boat who is not the Pilot

The Co-Pilot does not have to be of the same Nationality of the Pilot.

In the event of a change of Co-Pilot any accumulated points will still be valid and points will continue to be awarded as per the original entry.

The event of a new pilot being required will constitute a new entry and any previously accumulated points will be frozen. New points from zero (0) will only be awarded from the time that the new entry is active.

1.7 - MINIMUM AGE

Age refers at the date of the event.

TEAM	STOCK (S)	PRO STOCK (Pro)	MODIFIED (M)
Min Age of Pilot	16	17	18
Min Age of Co-Pilot	16	16	16

1.8 - BEHAVIOUR

No abuse of officials will be tolerated. Any pilot, co-pilot or team members found guilty by admission, or by the jury, will result in the pilot/co-pilot being disqualified from the heat or discipline or total event. Only the O.O.D. or the RYA/UIM Commissioner can take this action. After a finding of gross infringement of the rules or a gross breach of good manners or sportsmanship, not covered by the above rule, the O.O.D. and/or the Race Jury may exclude a competitor from a heat/discipline or the whole event.

1.9 - PROTESTS

All protests, jury formation, sanctions, appeals are to be as the Rules Group 400 (as with all other UIM classes). A Team / Pilot can only protest another Team / Pilot if they are in the same race.

1.10 – PROTEST FEE

The protest fee must be announced in the advance programme. Protest fee: £100

1.11 - ALCOHOL/DRUGS

Alcohol or drug abuse will result in a total ban from the event and could result in further disciplinary action Note: Competitors taking prescribed medication must complete the UIM 'Therapeutic Use Exemptions TUE 'Form. For further information go to the UIM or WADA website – Anti Doping or contact your National Authority.

1.12 – INSURANCES

All Pilots and Co-Pilots must abide by any mandatory medical and insurances carefully set out in the advance programme and be aware of the excess that could be chargeable.

1.13 – PENALTIES/YELLOW/RED CARDS

Yellow/Red cards: (see UIM rules 406& RYA Rules) these rules will be strictly enforced. They only apply to bad behaviour on the water at the O.O.D's and UIM/RYA commissioner's discretion. Other penalties are available for bad behaviour on land and racing infringements.

1.14 - DRIVERS BRIEFING Any Pilot/co-Pilot failing to attend any drivers briefing without prior consent from the O.O.D will be disqualified at the discretion of the O.O.D

1.15 - SAFETY EQUIPMENT

HELMETS: For all racing helmets must be full faced motorbike helmets given to protect the skull base and cover the ears. At least 50% (area) of the helmet must be of fluorescent orange, red, yellow or international orange colour. The helmet colours must be bright enough to be clearly visible in the water. The wearer is entirely responsible for the efficiency of his helmet. The organisers are recommended to repeat this important rule in their advance programme and their race instructions.

All helmets must conform to RYA regulations on colour & minimum standards.

LIFEJACKETS: The efficiency of the lifejacket is the sole responsibility of the wearer who must be assured that it conforms to the UIM rules and carries indelible confirmation of this. **Buoyancy:** A lifejacket must have a minimum of 7.5 kg solid buoyancy for a person weighing up to 60 kgs and 9 kgs of buoyancy for those over 60 kg. A back support is highly recommended. As per UIM rule 205.06 & RYA Rules.

CARRIED SAFETY EQUIPMENT: Safety equipment as specified in each discipline must be carried at all times. Failure to do so will involve penalties as described in the relevant discipline. The boat number must be marked on all safety equipment.

EYE PROTECTION: Eye protection is mandatory in the Circuit and Surf discipline and advised for Long-haul. This protection can be goggles or helmet visor.

CLOTHING: All limbs must be covered at all times. Gloves optional

X2 CLASSES/HULLS

2.1 - DISCIPLINES

M Shape (Surf); Circuit and Long-haul

2.2 – HULLS

2.2 – HULLS				
Num ber	Rule:	STOCK (S):	PRO STOCK (PRO):	MODIFIED (M):
.011	Engine Capacity	Up to 750cc	Up to 750cc	Up to 750cc
.012	Minimum hull length	3.8m	3.8m	3.8m
.013	Minimum hull width	1.7m	1.7m	1.7m
.014	Minimum hull weight	153kg	153kg	153kg

The above mentioned weights are the minimum weight of a complete rig, weighed directly after the race without crew and their personal equipment or residual water, without fuel tanks. To reach the minimum weight, ballast can be added. This must be screwed or bolted securely to the inside of the boat, but not exceeding 10% of the weight of the complete rig without ballast.

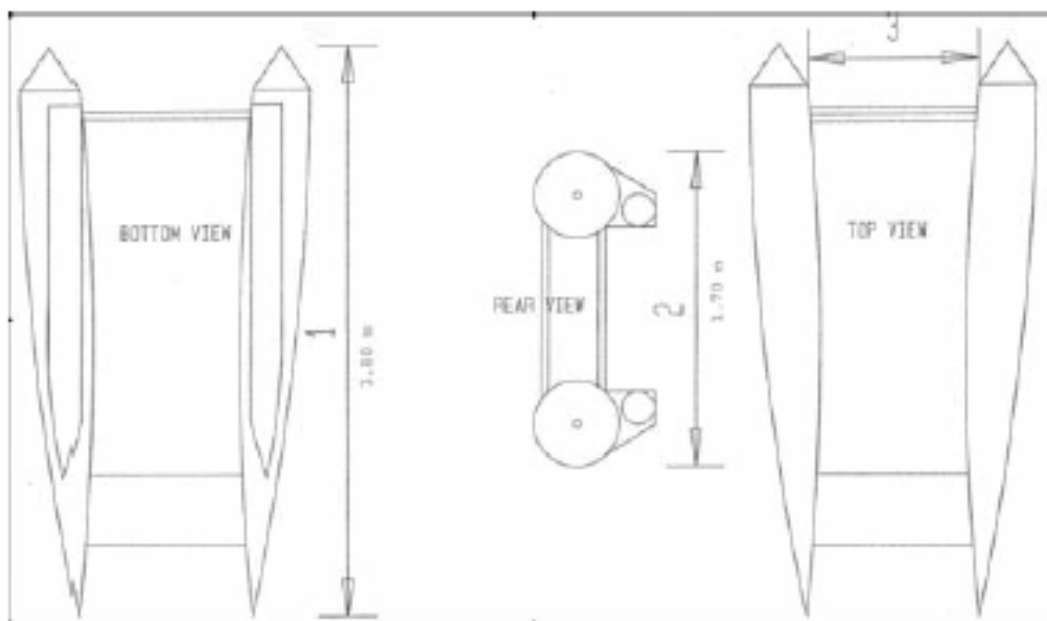
2.3 - HULL DESIGN

All boats must be of a tunnel hull design and conform to the original manufacturer's catalogue. THE FLOORBOARDS CAN BE SUPPLIED BY AN ALTERNATIVE MANUFACTURE BUT MUST CONFORM TO RULE 2.2. All boats must be fitted with a serial number plate issued by the manufacturer on either the nose cone or preferably the transom, showing the Model, Make, Date of Manufacture and if possible the maximum allowed horsepower of any relevant engine. A minimum number of 2 boats must have been made, advertised for sale and are commercially available before the model can be accepted to race. All boats must conform to the following measurements:

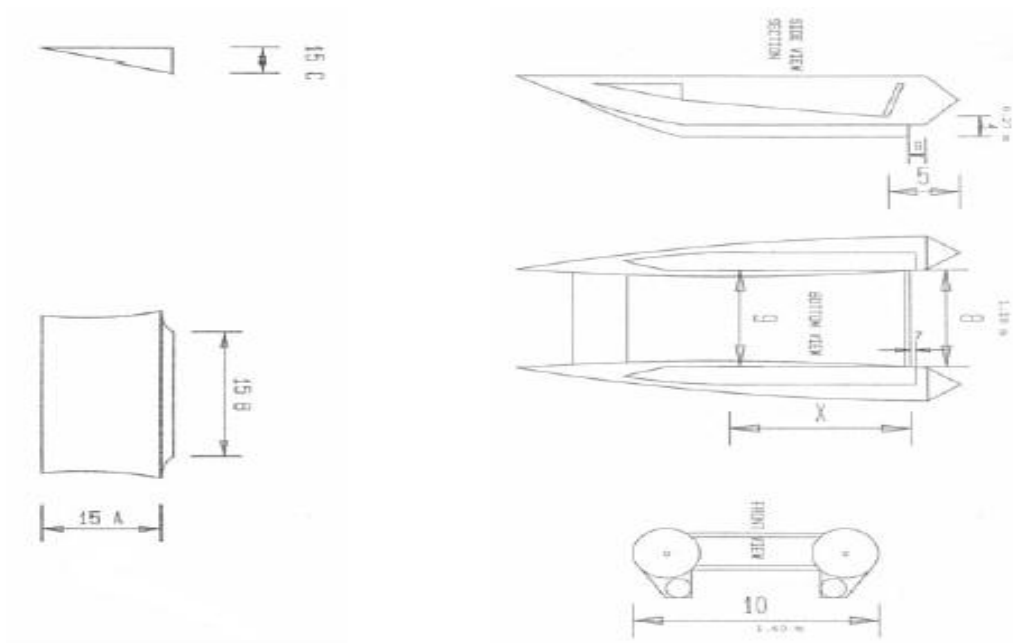
SKETCHES:

Measurements Number 4: minimum of 0.26m. Rear Transom to ground: Between Hi-jackers at rear measured at nearest points: Number 8: Minimum of 1.05m. Overall width front transom (measurement taken at back of nose cone). Other measurements to be added by agreement.

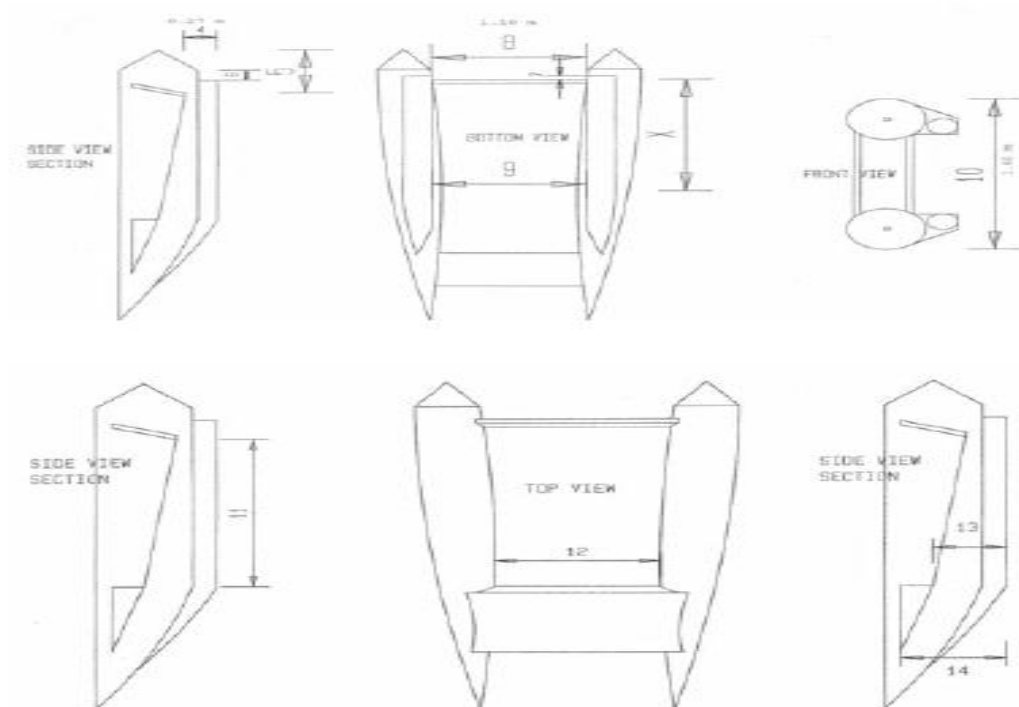
HULL DIAGRAM A:



HULL DIAGRAM B:



HULL DIAGRAM C



2.4 – INFLATION OF HULLS

They can only be inflated with atmospheric air and must have 3 independent compartments, except for pencil type boats where each pontoon must have 2 independent compartments. The boat must be able to float even if one compartment is not functioning.

2.5 - DEFINITION OF HULLS

All boats should be able to deflate, to collapse, foldable or to be able to be rolled up, so that no dismantled part has a length greater than 1/3 of the full length of the inflated boat including floorboards. No aerodynamic appendages are allowed

2.6 – MODIFICATION ABOVE THE WATERLINE

Certain modifications above the waterline are allowed, these modifications will refer to foot straps, handles, loop patches only and not modifications that interfere with the original dimensions of the boat. A waterline is defined as the line taken when the boat is ready to race but without the Pilot/Co-Pilot. The waterline will be below the bottom of the transom if a multi-hull type. No part of the hull can be used for water ballast.

2.7 - SPLASH PLATE

A splash plate may be fitted to the back of the transom as long as it complies with Rule 561.05 plus the following dimensions: If this plate runs the full length of the transom, i.e. From pontoon to pontoon, then the width of this plate is restricted to 100 mm. If the width of this plate exceeds 100 mm then its length is restricted to 150 mm across the back of the transom, but may protrude as far back as the engine as required.

2.8 – MODIFICATION BELOW THE WATERLINE

Modifications below the waterline: Planing batons and strakes may be attached to the planing surface of the hijackers. Construction spray strakes are permitted anywhere on the outside of the hijacker cover.

2.9 - WINDOWS

Boat numbers can be painted or enclosed in two transparent covers, meeting the correct size and clearly visible.

2.10 - RACE NUMBERS

Must be at the bow of the boat a minimum of 18 cm x 3cm with a 2 cm border round the number and on the engine cover must be 18 cm x 3 cm with a 2 cm border around the number. Their colour must be black letters on a white background.

2.11 - RIGHTING ROPES

All boats must be fitted with two designated righting ropes/webbing. These ropes/webbing must not share common use. They must be at least 10 mm thick [rope] and the webbing minimum 25 mm wide. All boats must be fitted with a 4 meter length of similar material as a designated bowline, spliced or stitched eye at the end. The bowline must be fixed to the nose cone in a pouch glued/ fixed to the nosecone. Bowline must not be tied up in other ropes of the boat and must be easily accessible to be able to hook into the towing point on the bottom side of the nose cone. Towing points must be in the middle of the nosecones. Any towing point must be capable of pulling 300 kg.

2.12 – SPONSORS

The GRP bow of boat must be available for event sponsor's decals; failure will result in not passing scrutineering – requirements must be stated in Advance race instructions and stickers supplied by organisers. Cowling stickers may be supplied by the event organisers but must supply with the correct boat number registered and agreed when entering championship.

X3 MACHINERY

3 MACHINERY				
No.	RULE	STOCK (S):	PRO STOCK (PRO):	MODIFIED (M):
3.1	Engines must be homologated using the UIM specifications. The only outboard engines allowed in these classes are:	1.Tohatsu 50 D2 2.Yamaha 50H per original UIM homologation	1.Tohatsu 50 D2 2.Yamaha 50H per original UIM homologation	1.Tohatsu 50 D2 2. Yamaha 50H Both modified according to the rules.
3.2	No other engine will be permitted until the UIM (Cominsport Group) homologate a "low emission" compatible engine for P750 style racing .Introduced min. 3 years after homologation.	YES	YES	YES
3.3	Low idle – engines must be capable of functioning at low speeds	YES	YES	YES
3.4	Water Pick-up – external water pick-ups wherever/however attached.	Are forbidden	Are forbidden	Free.
3.5	Control Handle (Gear) – An efficient control handle giving forward, neutral and backward movement is mandatory. The control handle for a functioning reverse gear must be within easy reach of the driver.	YES	YES	YES
3.6	KILL SWITCHES: The manual starter must ensure a quick and easy start with no external aids. The engine must	YES	YES	YES

<p>be fitted with a “kill switch”, operated with a lanyard no longer than 1.3 meters. The lanyard must be strong and very firmly fixed to the Pilot. A second “kill switch” lanyard must be firmly attached to the Co-Pilot at all times. Lanyard failure / kill switch failure Will result in disqualification from the relevant race/heat or long-haul discipline. Refer to Rule: 563.29</p>			
--	--	--	--

3.7 - IRREPAIRABLE DAMAGE/DAMAGED HULL/ENGINE/LOWER UNIT

If a boat, engine, or any part thereof becomes irreparable through a racing incident on the water during a discipline, then: The hull may be replaced. The engine may be replaced. The engine can be re-built. The underwater unit may be replaced. All subject to official inspection and official authorization before any attempt is made on replacement or repairs.

The hull, engine or any part thereof that is damaged beyond repair cannot be replaced during the actual heat being raced Exceptions: An irreparable hull can only be replaced by another if the OOD decides another competitor was responsible for the damage caused only during a race or training on the water. Any damaged part of the engine can be replaced with similar except the cylinder block. Underwater units that are damaged beyond repair can be changed provided they have the same gear ratio and from a similar homologated engine. All changes must be sanctioned and supervised by the Scrutineer or an appointed official. All damaged parts including hulls must be kept in a secure place for any official inspection or pending possible protests. Any equipment subsequently found to be repairable will result in the driver being eliminated from the complete event. All costs pertaining to the stripping of additional equipment will be the responsibility of the competitor in question. A fee, as specified in the advance programme, must be paid to cover the inspection of any protested engines or equipment. These charges should be reasonable. When different disciplines are held on different days and no fully secure compound is available either overnight or days then all boats must be re-scrutineered before racing re-commences. Failures will result in the loss of all previously gained points.

3.8 – GEARBOX

Gearbox must not be interfered with or modified in Stock and Pro Stock Classes. Any normal wear and tear on the fin/skeg shall be limited to 5mm and must be seen to be racing wear and tear; all fins/skegs will be measured and must comply at Pre Scrutineering of each discipline. If illegal the team will be disqualified if unable to change prior to that heat or Long-haul discipline. A stainless steel cover, with the same characteristics as an original gearbox, can be used to protect the leading edges.

X4 MODIFICATIONS

MODIFICATIONS				
No.	RULE	STOCK (S):	PRO STOCK (PRO):	MODIFIED (M):
4.1	Replacement	The replacement of nuts or the	As per Stock	As per Stock Class

	:	addition of lock nuts, drilling and wiring, split-pinning or keying is allowed provided the screw and pins are similar.	Class	
4.2	Gear interlock	The gear interlock device on the starter may be removed.	As per Stock Class	As per Stock Class
4.3	Steering:	The steering bar and brackets may be re-enforced and additional steering bar may be mounted. The steering bars must be able to tilt independently from the motor. Strengthening of transom bracket and lower leg are permitted.	As per Stock Class	As per Stock Class
4.4	Engine locking	Engine locking brackets may be removed.	As per Stock Class	As per Stock Class
4.5	Engine cowling	The engine cowling may be secured by means other than or in addition to the standard means.	As per Stock Class	May be altered to increase air flow and secured by means other than or in addition to the standard means.
4.6	Tell-tale	Tell-tale cooling pipe may be replaced with another pipe or other characteristics.	As per Stock Class	Free
4.7	Splash plate	A splash plate may be fixed to the trunk of the motor as long as it is not rigid and that it is fitted above the cavitation plate.	As per Stock Class	As per Stock Class
4.8	Crankshaft	The crankshaft may be welded or pinned as long as the dimensions of the crank after welding do not exceed the original manufactures dimensions and weight for crankshaft. Holes maybe drilled in the crankshaft to reduce weight. It is not allowed to reduce the diameter of the crankshaft	As per Stock Class	As Per Stock Class
4.9	Propellers:	The original propeller maybe replaced by any other three blade propeller; provided that it has a through the hub exhaust. The locking nut, spacer, adaptor, split pin, thrush washer/ washers are free for the securing of the propeller; Re-bushing and keying of propellers are allowed. No holes or	As per Stock Class	Free

		ventilation slots of any nature whatsoever are allowed in the hub or blade. No spacing out of propeller to allow venting. Propeller must enter gearbox housing by a minimum of 1mm. Transgression of this rule will lead to disqualification.		
4.10	Re-boring	Re-boring is allowed as per UIM homologation specifications. Parts must be as supplied by the original manufacturer. No aftermarket parts can be fitted. Oversize pistons can be fitted providing the total cc's does not exceed 750cc.	As per Stock Class	Allowed up to a max of 750cc
4.11	Ports	When ports in cylinders are adjusted to the dimensions specified in the homologation sheet, material may only be removed in the specified opening to a depth of 10mm not including liner, to match the shape of the original adjacent connecting passage (channel) outside the adjusted port opening. This also applies to other openings in the motor for which the dimensions are specified in the homologation sheet. Should the modified port window be smaller than the track, the track may not be tampered with.	As Stock Class	Free
4.12	Parts	No part of the engine can be changed with another manufacture's or pirate part, except for the tiller arm. Tiller arm bracket, gear change lever	As per Stock Class	Parts may be changed with another manufacture
4.13	Air box	Maximum of 1 x 6 mm hole may be drilled in the lowest part of the air box to allow water to drain from it.	As per Stock Class	As per Stock Class FREE
4.14	Spark plugs	Original complete spark plugs and HT leads may be replaced.	As per Stock Class	As per stock Class
4.15	Auto lube & engine mounts	All auto lube and any relevant parts may be removed. Engine mountings may be replaced with rigid or rubber mounts with similar characteristics.	As per Stock Class	As per stock Class

4.16	Throttle lever	Springs may be added to the throttle lever of the carburettors Tohatsu D1 Throttle cam can be used on the Tohatsu D2 Engine.	As per Stock Class	Free
4.17	Emulsion tubes	Emulsion tubes are to be standard “off the shelf” items and have the same pre-requisites as the jets. No modifications are allowed to these parts	As per Stock Class	FREE
4.18	Baffle plate	Baffle plate or other fuel surge preventative measures can be taken in carburetor fuel bowls.	As per Stock Class	FREE
4.19	Steering	It’s allowed to change bearings with similar characteristics. Steering dampers may be fitted. Steering by a tiller arm is required.	As per Stock Class	As per Stock Class
4.20	Reeds	Standard reeds only as supplied by the manufacturer for the specific model of engine	Reeds only are free. The stoppers must not be removed.	Free
4.21	Machining:	Skimming, grinding or machining is allowed as long as it meets the UIM homologation measurements.	As per Stock Class	Free
4.22	Starters:	Electric starters are not allowed.	As per Stock Class	As per Stock Class
4.23	Thermostats:	Thermostats of the cooling circuit may not be removed.	As per Stock Class	FREE
4.24	Revolution limiters:	Rev Limiters, heat sensors and lighting coils must not be removed. Rev limiter wire connections must be continuous and must be soldered to achieve this. Anything that might restrict the rev limiter in its proper function will be classed as an infringement of this rule. Ignorance of the above will not be accepted as a defence and the competitor will be	Can be removed	Can be removed

		disqualified.		
4.25	Jets:	Jets have to be to the UIM homologation specification.	Free	Free
4.26	Weight of part:	A part, the weight of which is quoted in the homologation sheet, may be machined for the specific purpose of reaching the quoted weight only. It is not allowed to change the flywheel, but balance machining is allowed if the dimensions and weights are still correct	As per Stock Class	No restriction on weights quoted
4.27	Measurements:	<p>Measurements not quoted in the homologation sheet may not be altered in any form whatsoever. If details cannot be verified with the aid of the pictures in the homologation sheet, then the part in question must be compared physically to a similar, but stock part for the relevant engine</p> <p>For the Tohatsu D2engine exhaust port only: There is a casting mark on the inside of the engine exhaust port that does vary in size from engine to engine. This casting mark can be reduced no less than 0.5mm this will be considered to be a breach of the technical rules and can be disqualified.</p>	As per Stock Class	Measurements not quoted in the homologation sheet may be altered
4.28	Altering parts:	Only parts where the dimension is quoted in the homologation specification may be altered for the purpose of reaching that specific measurement. The shape of the parts cannot change e.g. The shape of the cylinder head squish pan} The Block height measured from the centre line to the top of the block is allowed, all measurements according to UIM homologation	As per Stock Class	Parts may be changed by another manufacture

		papers		
4.29	Kill Switch:	It is not allowed to exchange kill switches from one manufacturer to another. The toggle type switch that can be activated without the insertion of the “curly cord” is forbidden.	As per Stock Class	It is allowed to exchange kill switches from one manufacturer to another. However, the toggle type switch that can be activated without the insertion of the “curly cord” is forbidden
4.30	Exhaust trunk	No modifications	As per Stock Class	Holes may be drilled or cut into the exhaust trunk but no external appendages may be added
4.31	Gear Box	See rule 3.8	See rule: 3.8	Bullet or racing gearboxes are allowed in this class only.
4.32	Protrusions	No protrusions other than standard from manufacture are allowed	As per Stock Class	As per Stock Class
4.33	Exhaust box (Exhaust Housing)	No protruding expansion exhaust box	As per Stock Class	As per Stock Class
4.34	External water pick-up	Not allowed	As per Stock Class	Are allowed

4.35 - FUEL

Stock and Pro Stock Class: Fuel must be a commercially available grade of automobile unleaded fuel to a maximum of 99 octane, freely available from any normal petrol station. To maximise the equality of competition and to simplify the checking of conformity, the organisers must arrange the supply of the same fuel for all competitors at all UIM titled events. It does not necessarily have to be free of charge.

Modified Class: Only fuel to a maximum of 102 octanes is allowed. This includes Avgas.

Banned Fuel: Special racing fuels, methanol, nitro-methane and the likes thereof are expressly forbidden. The use of additives aimed at increasing the power of the engine is prohibited to either the fuel or the air intake. The use of nitrous oxide injection is also totally prohibited.

4.36 - FUEL DETAILS AVAILABLE:

The Pilot/Co-Pilot may not withhold the type of fuel/oil used if requested by race officials.

4.37 - OIL

A sample sealed container of the oil used, will be supplied by the competitor with unbroken seal, and then held by the organisers for the duration of the event in the event of fuel tests. It is a recommendation that Bio-degradable oil should be used to assist in the reduction of the environmental impact of the sport. No power enhancing oil is allowed.

4.38 - FUEL TANKS

Only the original fuel tanks as supplied with the engine, collapsible fuel cells or approved marine manufacturers tanks are allowed.

4.39 - FUEL MIX

No Pilot / Co-Pilot may withhold the type of fuel/oil used and the mixing ratio if requested by officials.

X5 TECHNICAL

If the following information is unclear or does not specifically mention that you may do something assume you cannot until you have contacted the RYA or P750 Committee for clarification.

TECHNICAL				
No. 5	RULE	STOCK (S):	PRO STOCK (PRO):	MODIFIED (M):
5.1	Pistons	Where a dimension is quoted on a piston, metal may be removed to reach a specific weight, provided the dimensions are maintained. Should there still be an excess of weight, this may be removed from the inside of the piston i.e. the inside of the skirt or the area where the gudgeoned pin goes through	As per Stock Class	N/A
5.2	Flywheel	It is not allowed to reduce the outside diameter or to change the flywheel. Weight reduction can only be done by drilling holes in the starter gear ring, only by a maximum of 8mm diameter and maximum depth of holes of 4mm. Balance machining by drilling holes in the area stated is allowed if the dimensions and weights are correct.	As per Stock Class	FREE
5.3	Conrods	It is allowed to reduce the overall	As per Stock	As per Stock

		weight of the Conrods by removing the flashing on the shank of all three rods to attain the weight specified provided for in the homologation specifications	Class	Class
5.4	Electrical components	It is forbidden to remove any excess wiring; heat sensors modify coils, to rewire coils or other components, to tamper with CDI units or to add any electrical components (starter etc.) or any other part that is not standard original part.	It is allowed to remove any excess wiring i.e. heat sensors, rev limiters, low oil sensors etc. It is forbidden to modify coils, to rewire coils or other components, to tamper with CDI units or to add any electrical components (starter etc.) or any other part that is not standard original part.	FREE
5.5	Head Volume	It is allowed to encroach into the squish pan area in the skimming process as long as the minimum combustion chamber is maintained. It is not allowed, should this minimum be exceeded, to remove the metal within the squish pan area to regain the lost volume. Measurement of the head volume will be taken with the head removed from the block.	As per Stock Class	No restrictions
5.6	Head Volume Measuring procedure and modification of engine Ports	The head volume is measured off the block, using a glass plate of minimum 3 mm thick. A burette calibrated in 50 cc increments to be used with a paraffin/oil mix of 50/50. All head volumes to be taken with the spark Plug as used and correctly fitted. The head is measured with no gasket. All old gasket material is allowed to be cleaned off. It is also allowed to clean all carbon deposits in the head. The glass plate must be sealed with a thin layer of marine grease	As per Stock Class	No restrictions

		When ports in cylinders are adjusted to the dimensions specified in the homologation sheet, material may only be removed in the specified opening to a depth of 10mm not including liner, to match the shape of the original adjacent connecting passage (channel) outside the adjusted port opening. This also applies to other openings in the motor for which the dimensions are specified in the homologation sheet. Should the modified port window be smaller than the track, the track may not be tampered with.		
5.7	Throttle advance	On various models, it is allowed to change the position of the throttle cable link pin on the advance cam. It is not allowed to modify the cam itself or change the radius on the cam.	As per Stock Class	Free
5.8	Cost of inspection	Costs may not be claimed in the case of a mandatory inspection by race authority. The maximum costs that may be claimed, by a driver from a protestor, should the equipment found to be legal, are as follows: LABOUR: Time may only be claimed to a maximum of six hours at a rate to be determined by their local class association or National Authority. Any excess will be borne by the owner of the equipment. The above cost excludes the cost of gaskets required or lubes which may only be changed as per the recommended grade in the workshop manual. Freight charges, where applicable, will be charged as per the standard international rates.	As per Stock Class	As per Stock Class
5.9	Technical inspections	The O.O.D. or official scrutineer will be in charge. Only the following may attend the post-race engine inspections regardless of a protest being lodged. The O.O.D - UIM commissioner - Measuring Officer - Driver and his mechanic (or representative) - Protestor or his representative - Any other person the O.O.D. requires, with his permission. Note that in the case of a protest, the protestor's duty is to ensure that the inspection complies with his protest	As per Stock Class	As per Stock Class

		requirements. He may not however physically inspect the parts himself and should not be allowed within a 5m radius of the equipment.		
5.10	Standard Part	In the circumstances where weights and measurements are not quoted nor listed in the homologation sheets then comparative parts maybe used to determine legality.	As per Stock Class	As per Stock Class
5.11	Fuel	See rules 563.34 fuel regulations. Rule 563.36 Oil to be supplied by competitor unless otherwise specified	As per Stock Class	To a max of 102 octanes is allowed this includes AV Gas.
5.12	Over blended or spark eroded engines	Engines not conforming to UIM and manufacturers homologation specification with regard to the blend rule and that have had tract widening done by any method inclusive of spark eroding, will only be allowed to compete in the modified class.	As per Stock Class	As per Stock Class
5.11	Post-race inspection	The post-race inspection is to be a complete inspection and is not to be limited to any specific area. Post-race inspection should mainly be about speed and power enhancing matters.	As per Stock Class	As per Stock Class
5.12	Failure to appear	Any competitor refusing to have his racing equipment inspected for legality at any reasonable time during the whole event will be disqualified.	As per Stock Class	As per Stock Class
5.13	Non OEM parts	In the case where original parts are not available, permission must be obtained from the UIM Cominsport to use substitute components. Such a request must be in writing. Any outboard motors that have superseded engine parts listed by the manufacture, supplied from the factory and confirmed in writing by the UIM Cominsport may be used. It is not allowed to interchange parts from one homologated model to another unless specified. Only D2 parts can be used in a Tohatsu D2 engine except for the D1 throttle cam.	As per Stock Class but for the Tohatsu D2 engine the D1 exhaust tube may be used in this class.	Parts may be changed with another manufacturer.

X6 RACING REGULATIONS AND RULES

RACING REGULATIONS AND RULES				
No.6	Rule	The M 'Shape (Surf)	Circuit	Long-haul
6.1	Race Course / Starts:	<p>Shown diagrammatically in diagram D as a guide only.</p> <p>Starts for this discipline should be Beach Wet Start or Beach Le Mans.</p> <p>Note 1 : Any form of start procedure listed as per the P750 rules may be used and the start procedure that is most suited to the current conditions should be used.</p> <p>Note 2: There does not have to be breaking Surf in order to engage in this discipline, although it should take place on a suitable beach. If the water conditions are flat then the O.O.D should brief the drivers to maintain their lanes.</p>	<p>Shown diagrammatically in Diagram E. This is a guide only, the course can change shape due to the size of the water available. Course size should be shown in the advance race instructions.</p> <p>Starts for this discipline should be flag or jetty start from pontoon or beach.</p> <p>Note 1 : Any form of start procedure listed as per the P750 rules may be used and the start procedure that is most suited to the current conditions should be used.</p>	<p>Should be run over a maximum distance of 150kms to a minimum of 80kms. Minimum lap distance of 10kms and should be area bound. The organisers must provide a boat/s prior to the race to show teams the course by water, explaining any safety issues.</p> <p><u>Ultra Long-haul:</u> Over 150kms. The organising National Authority will provide an extended list of extra rules for the event, including race regulations that should be read in conjunction with the UIM Rules. This event can be staged over several days having individual legs.</p> <p>Starts for this discipline can</p>

				be any form of start procedure listed as per the P750 Rules.
6.2	Wet Driver: (man overboard)	If any Pilot or Co-Pilot lands completely in the water or a boat gets stuck on the beach during racing, the race will be stopped immediately, even before the red flag is flown. All competitors must stop, then come off the plane, clear the course and proceed to the start line with extreme caution or as stated in Drivers Briefing. No re-fuelling, or changing set-up and get ready for an immediate re-run. The boat causing the stoppage is not allowed in any re-runs of that heat. Penalties are carried forward to any re-run/start of that heat. Any boat that gets stuck on the beach may only re-start with the OOD's permission. If more than 2/3 of the race or re-start/run race has been completed then no re-run is required. Restart can be from the beach or deep water start.	As per Surf except all restarts and re runs take place from the jetty/pontoon or beach and rule 564D.05 (Re-Run) will apply.	Only if required by the OOD the Red Flag will be raised; the race will not stop if someone goes into the water in this discipline.
6.3	Racing buoys	If a competitor misses or rides over a buoy and crosses the racing line on the inside of the course, he will be disqualified from that heat at the O.O.D's discretion.	As per Surf.	Deviation of the set course markers or passing the wrong side will result in disqualification.
6.4	Hitting a Buoy	If a competitor hits a buoy they will receive a 3 point penalty that shall be deducted from that heat, or when double points are being awarded a 6 point penalty will occur per incident.	As per Surf.	Not applicable
6.5	Missing Buoys / deviation from the course.	If a Pilot misses a buoy, he can re-take it if he has not crossed the racing line on the inside of the course. The boat in question does not	As per Surf.	Deviation of the set course markers or passing the wrong side will

		have the right of way when re-entering the course and must give-way to any competitor already on the correct course.		result in disqualifications .
6.6	Damaging buoys	If a competitor destroys or damages a buoy he will be disqualified from that heat and any restart of that heat. The competitor must pay the organiser the cost of a replacement which sum must be in the advance programme.	As per Surf.	As per Surf.
6.7	Bumping	Deliberate bumping of another competitor is strictly forbidden and will result in the disqualification from that heat or re-start/re-run and possible disqualification from the whole discipline if seen by the O.O.D as reckless and dangerous driving. Other UIM penalties may also be given. Involuntary bumping due to conditions will be penalised by 3 points.	As per Surf.	As per Surf.
6.8	Crashing	If one boat lands on another, the offending boat or boats will be disqualified from that heat/race.	As per Surf.	As per Surf.
6.9	Close Driving Tail-Gaiting, Zigzagging or Snaking	A boat that is considered to be following dangerously close or directly behind another competitor will be penalised. This also applies to boats snaking or repeatedly changing lanes in front of another competitor. Penalties applied may include Disqualification and or Yellow / Red Cards.	As per Surf.	As per Surf.
6.10	T Bone	If any boat collides mid-ship with another (T-Bone) the offending boat will result in immediate disqualification	As per Surf.	As per Surf.

		from that heat / race. Other UIM penalties may also be given.		
6.11	Shore Buoys	There should be a minimum of 10 meters between the shore buoys and the shore with sufficient water depth to race approximately 0.5m. This must also be evaluated in the Event risk assessment.	As per Surf.	As per Surf.
6.12	Race distance / Laps	<p>All heats including the final will be 9 laps + a start lap for all classes unless stated otherwise in the Advance Race Instructions or at the OOD / Race Committees discretion. The option to reduce to 6 laps can be implemented but the final should always be 9 laps</p> <p>In the case of force majeure laps, race distance & heats may be altered by the OOD. Every effort should be made to implement the required amount of laps as per the rules.</p>	<p>As per Surf.</p> <p>The option to reduce to 6 laps can be implemented but the equalizer must then be reduced to one lap per heat and the final should always be 9 laps with two equalizing laps.</p> <p>In the case of force majeure laps, race distance and heats may be altered by the OOD. Every effort should be made to implement the required amount of laps as per the rules.</p>	<p>Long-haul</p> <p>In the case of force majeure laps & race distance may be altered by the OOD. Every effort should be made to implement the required amount of laps as per the rules</p>
6.13	Race Finish / Time Allowance.	<p>The race finishes when the lead (1st Place) boat crosses the finishing line. Any boat that has not completed 2/3rds of the race (full laps rounded up) when the winner crosses the finishing line will not score any points for that heat.</p> <p>All boats must cross the finish line on the water either by their own power or paddle power to be classified and eligible for points.</p>	As per Surf.	<p>A boat must cross the finish line on the water, under its own power, or by paddle power, to receive an elapsed time for the leg.</p> <p>The cut-off time for the last competitor to cross the line is 1.5 x the first</p>

		Boats must proceed around the buoy beyond the start /finish line to the designated muster area as described at drivers briefing and wait for the red flag to be shown from the shore as the signal to return. Pilots failing to do this can be penalised or disqualified by the O.O.D.		boat's time in that specific class or as per Drivers Briefing. Once a boat has crossed the finish line, it may not cross back and re-enter the race/leg until the finish line is officially closed. Re-entering will result in disqualification. All safety procedures will be kept in place until all boats are accounted for.
6.14	Minimum & Maximum of boats	There will be minimum 3 and maximum 12 boats to make a race. In the event of the entry exceeding 12 boats, then eliminating heats will be run. See 'Large Entry / Eliminating Heats'	As per Surf.	There is no maximum; but the evaluation for safety must be in the event risk assessment.
6.15	Awarding Final points	The total points for heats plus the final heat will be added together to determine the Pilots final placing for positions 1-2-3 to 12 position. Position 13 downwards will be awarded points as from the qualifying heats. Position 15 and remainder of the finishers in the heats all receive 1 point.	As per Surf.	The same points are awarded for the overall finishing positions.
6.16	Burst hull or helmet loss	If a boat should burst or deflate rapidly during a race for any reason, that driver must cease racing , remove the boat from the race course and continue to shore in a safe manner. If a Pilot or Co-Pilot loses his helmet, a red flag will be shown and the boat in question will be	As per Surf.	As per Surf.

		disqualified from the heat. Further penalties may be applied.		
6.17	Flags	All flag signals except the green flag will conform to UIM Rule 304.02 & RYA Rules National authorities may have exceptions but must notify teams at Drivers Briefing and in the Advance Race Instructions.	As per Surf. P750 use the Yellow and Green Flags for starting the Circuit class	As per Surf, but no 'last lap' flag is used if not a circuit long-haul.
6.18	Flag acknowledgement	All competitors must acknowledge all flag signals to the official giving the signal. Failure may lead to the loss of 2 points at the discretion of the OOD.	As per Surf	As per Surf.
6.19	Race Live	The race will be live when the green flag drops. The heat is live when the last running boat crosses the start/finish line for the first time. If the last boat has not passed the start/finish line, then the re-start is for the full amount of laps with no re-fuelling or changing set-ups.	As per Surf.	The race will be live (Start) when the Green flag drops.
6.20	Safety equipment	Paddles x 2 Designated righting rope/webbing x 2 Designated Bowline. Kill switches x 2	As per Surf.	As Per discipline Rules
6.21	Large Entry / Eliminating heats	In the event of there being more than 12 boats entered in the same class eliminating heats will be run as per 564B.30 & follows : 1)Boats must be divided up into equal groups (where possible) and each group should contest a minimum of 3 heats with normal points awarded. 2)The final 12 from all of the groups & heats combined will	As per Surf:	Not applicable

		<p>be determined by the highest points. In the case of equal points then highest eliminating heat positions will be used. If there is still a tie then overall average times will be used.</p> <p>The final heat should be 9 laps and double points will be awarded. Grid positions for the final heat will be determined as per the process detailed in (2).</p>		
6.22	Outside assistance	<p>No person shall provide or receive outside assistance from the air, water or by radio during the race.</p> <p>There shall be no outside assistance allowed in a re-run / start unless the OOD has allowed an assistant to hold boats on the start.</p> <p>If an engine has not fired on the start line then original crew assistance may be given providing that the OOD has allowed an assistant on the original start. If the crew, any officials, spectators or boats are judged to be at risk at any-time then the OOD may order the offending boat/s to withdraw from the start line.</p> <p>Failure to observe this rule will result in disqualification from the race.</p>	As per Surf.	As per Surf. A handheld GPS can be used
6.23	Definition of a 'Race'	When the green flag is dropped and the checkered flag is raised.	As per Surf	As per Surf
6.24	Definition of a 'Heat'	Part of a number of races that provide an elimination process to get to the Final race of either the circuit or surf disciplines	As per Surf	Not applicable

6.25	Definition of a 'Leg'	Not applicable	Not applicable	Leg: is a section of an Ultra Long-haul, if an event is staged over a period of days	
6.26	Definition of a 'Group'	Group: When there are more than 12 boats in a class, the class must be split into groups for the eliminating heats.	As per Surf	Not applicable	
6.27	Points System ALL DISCIPLINES				
		Position	Points	Position	Points
		1 st	20	9 th	7
		2 nd	17	10 th	6
		3 rd	15	11 th	5
		4 th	13	12 th	4
		5 th	11	13 th	3
		6 th	10	14 th	2
		7 th	9	15 th +	1
		8 th	8		

6.28 - GRID POSTIONS FOR NATIONAL & INTERNATIONAL EVENTS / FINAL CHMPIONSHIP POINTS

The first heat of any UIM championship has to be authorised by the organisers. At all UIM titled events the following will apply:

The grid positions for the first heat / race or leg (Ultra Long-haul) of which ever discipline is run first will allocate pole position to the previous equivalent Championship overall winner if they are competing within the event. (Example World Champion takes pole position). All other Pilots will have their positions draw by a random method (out of a hat) at Drivers Briefing in front of the teams.

If there are more than 12 boats in a class, the teams will be divided into groups; the teams should be evenly split (where possible) into groups irrespective of nationality. E.g. Position 1 into Group 1 - Position 2 into Group 2 - Position 3 into Group 1 etc. following the same allocation process until all teams placed.

Only the Pilot's names are taken into account when forming the grid positions. Any co-drivers names are discounted. After the first discipline has been completed the second and third disciplines initial pole position will be decided by the previous discipline's overall results. The grid positions for the second heat in that discipline will be as they finish in the first heat. The grid positions for the final heat will be the aggregate positions (points) of the previous heats of that discipline.

In the case of equal points (tie) for the final grid positions then highest heat positions will be used. If there is still a tie then the fastest average heat race times for the discipline in

question will used. If a 'tie' situation still continues the relevant final positions in the first complete heat will determine the position on the final grid.

Final Championship or Discipline points will be awarded as per UIM rules. In the event of a tie in the points then the highest discipline or heat results will be used to determine the final positions. If a further tie continues then highest placed result in the Surf & Circuit finals will be used.

6.29 - DANGEROUS DRIVING

Dangerous or reckless driving will lead to disqualification from that heat or discipline. Intentionally causing damage to another boat or bodily harm to a competitor will result in disqualification from that discipline or the whole event at the O.O.D's discretion. Further penalties may be applied.

6.30 - OVERLAP

- I. If overtaking on the inside an overlap is only established when two boats are approximately on the same course, and the boats are parallel to each other.
- II. When overtaking from the outside an overlap is established when the overtaking boat has passed the overtaken boat sufficiently to change direction without contact.
- III. The lead boat has the right of way until an overlap is established.
- IV. A safe overlap is the responsibility of the overtaking boat.
- V. An overlap can occur from left or right.
- VI. An overlap may not be established on the inside of the actual race course.

6.31 – OVERTAKING

An overtaking boat shall keep clear of the boat that is being overtaken.

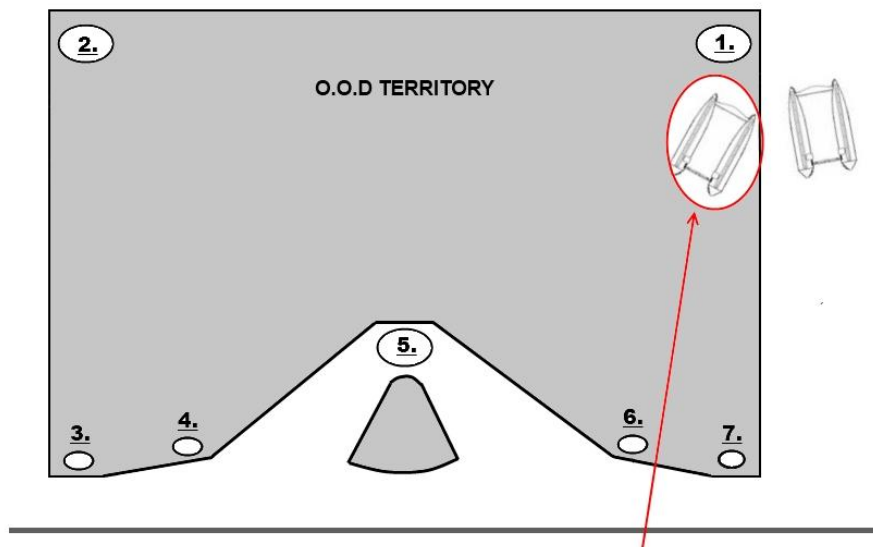
6.32 – PASSING MARKS

When trying to overtake a boat on the inside, the pilot must anticipate the possible direction of the boat he is trying to overtake and must take all necessary action to avoid a collision.

- I. When passing a turn buoy and an overlap has been established, both boats must maintain a safe distance from each other and from the turn buoy.
- II. Once an overlap has been established the overtaking boat must give the overtaken boat room to clear any course markers.

DIAGRAM D:

OOD Territory – area in which a race boat can cross but loses its ‘right of way’ to other racers (must give way in this area).



Can be in O.O.D Territory but loses all rights and must give way to raceboats on the course line.

DIAGRAM E: Over Taking

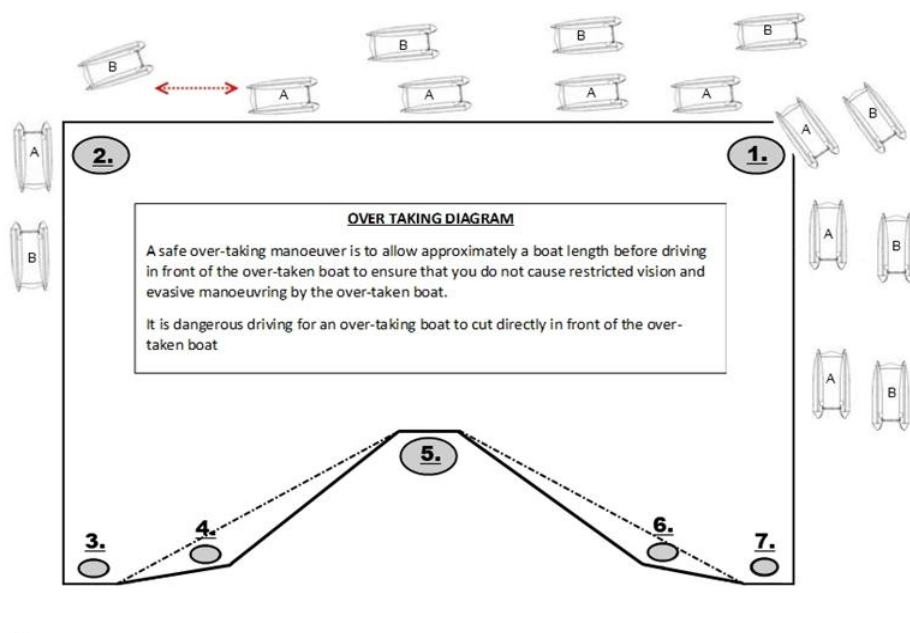
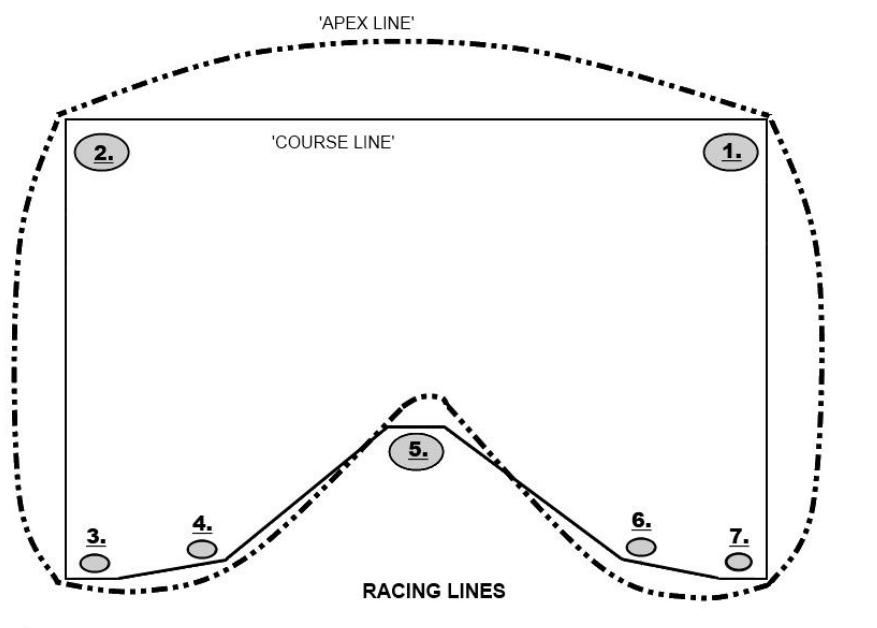


DIAGRAM F: Racing Lines



X7 M SHAPE / SURF DISCIPLINE

7.1 - START M SHAPE (SURF)

The Race is 9 (nine) laps plus a start lap. The start will be explained at Drivers Briefing and will be as follows:

Option 1: BEACH WET START

Both Pilot and Co-Pilot will be out of their boat, the kill switch may be plugged in. On the drop of the starter's green flag, the race will start. Both hands of the driver must be on the anti-hogging rope. Both feet of the Pilot and Co-Pilot must remain on the ground at all times up to the green flag drop. The Pilot and Co-pilot must have both feet on the floorboard of his boat before the pilot can start his engine. The Co-Pilot cannot start the engine at the start. Failure to abide by any of these rules will result in a 2 point penalty deducted and being moved to the lower end of the grid. Due to surf conditions, the start may be changed during the discipline after consultation between the O.O.D. and the race committee.

Option 2: BEACH LE MANS

At the discretion of the O.O.D Le Mans starts maybe used whilst racing from the beach. This will depend on weather conditions and will be notified at Driver's briefing. Le-Mans: Boats must be held in a line on the water by the Co-Pilot; the boats must be at least 2 metres apart. The Pilots should be lined up in such a way that they run an equal distance to their boats. Kill cords must be held at full arm's length in the air by the Pilot, the Pilot cannot start the engine until the Co-Pilot is in the boat, the Co-Pilot cannot start the motor. Motors can be started in or out of gear. Any team jumping the start by starting his engine before the green flag is dropped or does not have both feet on the ground will be moved to the end of

the grid and given a 2 point penalty. A boat handler is permitted to assist with the holding of the boat in difficult conditions at the O.O.D discretions, in the event of a boat not starting the boat must withdraw from the water before the lead boat of the starting boats complete a full lap. The team can be disqualified if the assistant is still in the water when the first of the leading boats rounds the start/finish buoy for the first time. The O.O.D has the right to give dispensation due to safety/medical reasons to the Pilot to allow the Co-Pilot to run instead, but the Pilot must hold the kill cord in the air and cannot put it in till both crew are in the boat.

Option 3: DEEP WATER STARTS

Muster area will be defined either in race instructions or explained at the Drivers Briefing; Two minutes before the start of the race the start boat will raise and continue to display a 'Yellow Flag', the boats must proceed to line up side by side. The start boat will then proceed across in front of the fleet and then returns back across the front of the fleet; when the start boat has crossed the fleet for the second time it will turn to face the racing line, the yellow flag will go down and the green raised, the boats must keep 20m behind the start boat until the green flag drops

Any form of start procedure listed as per the P750 rules may be used and the start procedure that is most suited to the current conditions should be used.

7.2 - START LINE

Any Pilot not on the start line when the green flag is raised may not start that heat or any re-start of that heat. Any Pilot that fails to start when the green flag is dropped may only enter the racecourse when it is safe to do so. This is only allowed if the leading boat has not completed one lap. One back-up crew per team is allowed to assist at the start provided he is positioned opposite the Pilot at the start. Only Pilots that were on the start line and failed to start can take part in any re-start of that heat. Any Pilot or Co-Pilot jumping the start either by starting his engine early or not observing the feet on the ground rule, will receive a two point penalty deducted and be moved to the lower end of the grid. A second offence will mean disqualification from that heat.

7.3 - RESTARTS (SEE ALSO WET DRIVER RULE 564B.02)

Definitions: Re-start refers to re starting the race prior to the heat going live and goes back to the original starting grid of that heat. Re-run is once the heat has gone live. Re-run of a heat/final can take place from the beach or in deep water with a pace boat. If a deep water /Pace boat is used, all boats must muster at the area of buoy 2 (second turn buoy) and a green flag will be used, all boats must keep their positions as per the previous lap and follow each other closely. Boats are not allowed to overtake or change positions until the green flag is dropped. The official will monitor grid positions prior to the re-run. Any Pilot changing positions during the run up to the starter or when under starter's orders will be given a 2 (two) point penalty or from the beach if the water is in good condition and a green flag will be used. All boats must keep their grid positions as per the previous lap. The official will monitor grid positions prior to the re-run. Any accumulative penalties will be carried over into any Re-starts / Re-runs. Laps will be reduced from 9 to 6 to 4 respectively.

X8 CIRCUIT DISCIPLINE

8.1 - START: CIRCUIT.

The race is 9 (nine) laps plus a start lap (part of the long lap), followed by a short lap which is the first of the 9 (nine) laps, you cannot use either of these laps, nor the last lap as an equalising lap. The start, all Pilots must maintain their lane to and through the completion of the first turn. Pilots must not change lanes in front or behind other Pilots until they have passed and rounded the first buoy. Failure to comply with this rule will result in a 2 (two) point penalty being applied or disqualification from that heat at the O.O.D's discretion.

8.2 - FLAG OR JETTY START FROM PONTOON : CIRCUIT

Starts will utilise two flags system with both Pilots and Co-Pilots in their boats. Both flags are raised and on dropping the first flag, the engine can be started in neutral. On dropping the second flag, forward gear may be engaged and the race starts. All drivers must complete a "part of a long lap" as the start lap, followed by a short lap as the first of the 9 laps. This does not count as one of the compulsory equaliser laps. If a boat jumps the start for the first time, a two point penalty deduction will be given and moves to the end of the pontoon. If the same boat jumps the start again, they will be disqualified from that heat. If another different boat also jumps the start after a previous jumped start, that boat will then be moved to the end of the grid next to the first offender.

Any form of start procedure listed as per the P750 rules may be used and the start procedure that is most suited to the current conditions should be used.

8.3 - EQUALISER LAPS

Each driver must complete 2 laps of the equalizer circuit during each 9 lap heat between lap 2 and 8. Failure to do 2 laps will result in disqualification from that heat. Equalizer laps must be completed after the first lap and before the start of the final lap. If the laps are reduced to 6 or 4 only 1 equalizing lap is required. Boats taking extra equaliser laps within the permitted time will not be penalised.

8.4 - RESTARTS (If the last boat hasn't completed the start lap)

Return to the Start line and resume the original grid positions for a restart procedure.

8.5 - RE-RUN

Return to the Start line and resume the original grid positions for a restart procedure. If more than 2/3 of the race has been completed (full laps rounded up) and all boats have completed ALL of their equalizer laps, there will be no Re-run and the results will be taken in the order that the boats last passed the finishing buoy/line. The boat causing the stoppage doesn't score any points or enter into any restart.

8.6 - COURSE / RACING LINES

The main circuit course and the equaliser lap is specifically detailed in diagram H. Boats deviating from the set course by taking the wrong turn mark will be disqualified and other penalties may apply if considered a dangerous manoeuvre.

X9 LONG-HAUL DISCIPLINE

9.1 - TIMES

All Long-haul events will be run on timing.

9.2 - LONG-HAUL STARTS

Dependent on the discipline (Inland, Offshore or Ultra) the start procedure can be Surf (564C), Circuit (564D) or Deep water starts. This needs to be clarified by the O.O.D at Drivers Briefing.

DEEP WATER STARTS

Muster area will be defined in race instructions and explained at the drivers briefing, two minutes before the start of the race the start boat will raise and continue to display a 'Yellow Flag', the boats must proceed to line up side by side. The start boat will then proceed across in front of the fleet and then returns back across the front of the fleet; when the start boat has crossed the fleet for the second time it will turn to face the racing line, the yellow flag will go down and the green raised:

OPTIONAL STARTS:

1. Boats must form a line out from the official starter boat with each boat side by side and in line with the starter's boat. The starter should wait until the boats settle into a line formation before asking that all kill switches be raised in the air by the pilots prior to starting the race with the drop of the green flag.
2. If the sea-state is rough a 'Rolling start will need to be used, the boats are to keep 20 m behind the start boat until the green flag drops. The start will be explained by the O.O.D at Drivers briefing.

Any form of start procedure listed as per the P750 rules may be used and the start procedure that is most suited to the current conditions should be used.

9.3 - SAFETY EQUIPMENT

In a Long-haul event the following safety equipment is the minimum requirement and must be carried at all times. All equipment should be clearly marked with the boat number. The advance race instructions must state what equipment is required dependent on the type of Long-haul including the option to allow props and other maintenance equipment on the boat. All equipment including water must come back complete.

Circuit Long-haul: Toolkit – flip kit with a minimum of: easy start spray, number 7 flexible socket, 3 x dry spark plugs, spark plug spanner, Phillips screw driver – all to be kept in a dry sealed container. First Aid kit, paddles x 2 (two) attached to the boat, orange flag min 0.6 x 0.4 m and means of hoisting to indicate retirement, VHF radio or mobile phone in waterproof case – fully charged, emergency water 2 x 1lt and 2 x energy bars (glucose or similar).

Ultra Long-haul: The organizers may require competitors to carry the above plus any of the following: Pencil flares x 6 (in date), 1 m x 3 m ID sheet for boats whose pontoons are not red, yellow or orange in colour, Anchor 1.5 kg with chain 2 m (min 4 mm thick), anchor rope x 30 m, a drogue anchor, space blankets x 2, emergency water x 2lt, 1000ft flares x 2.

9.4 - BEACH STOPS

Not doing the required number of beach stops will result in disqualification. Boats are to beach as per the O.O.D instructions at Drivers Briefing. 'High-speed' drops are not allowed onto the beach; a 10 minute penalty can be given by the O.O.D if team is deemed dangerous. At all beach stops the motor must be shut-down and the boat must remain in the waterline, the Co-Pilot must not leave the boat till the engine must be killed until such time that the Co-Pilot has returned. Not shutting-down the engine at beach stops will result in a 10 minute time penalty. The Co- Pilot must leave and enter via the side of the boat only, entry or exit via the stern or bow of the boat will result in a 10 minute penalty. Back-up crews may assist at the discretion of the O.O.D to be advised at Drivers Briefing. No interference by any competitor or his back-up crew with another competitor on a beach stop is allowed. Any obstruction of any kind will be penalised with a disqualification from the race.

DIAGRAM G: Guide to Surf Course Layout

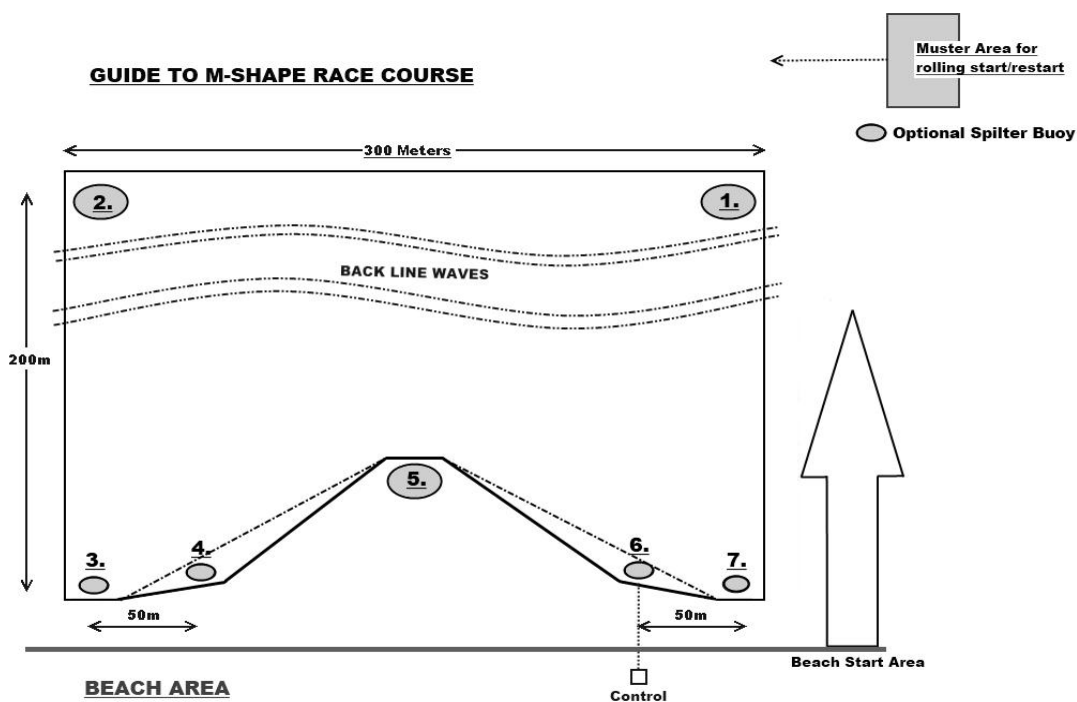
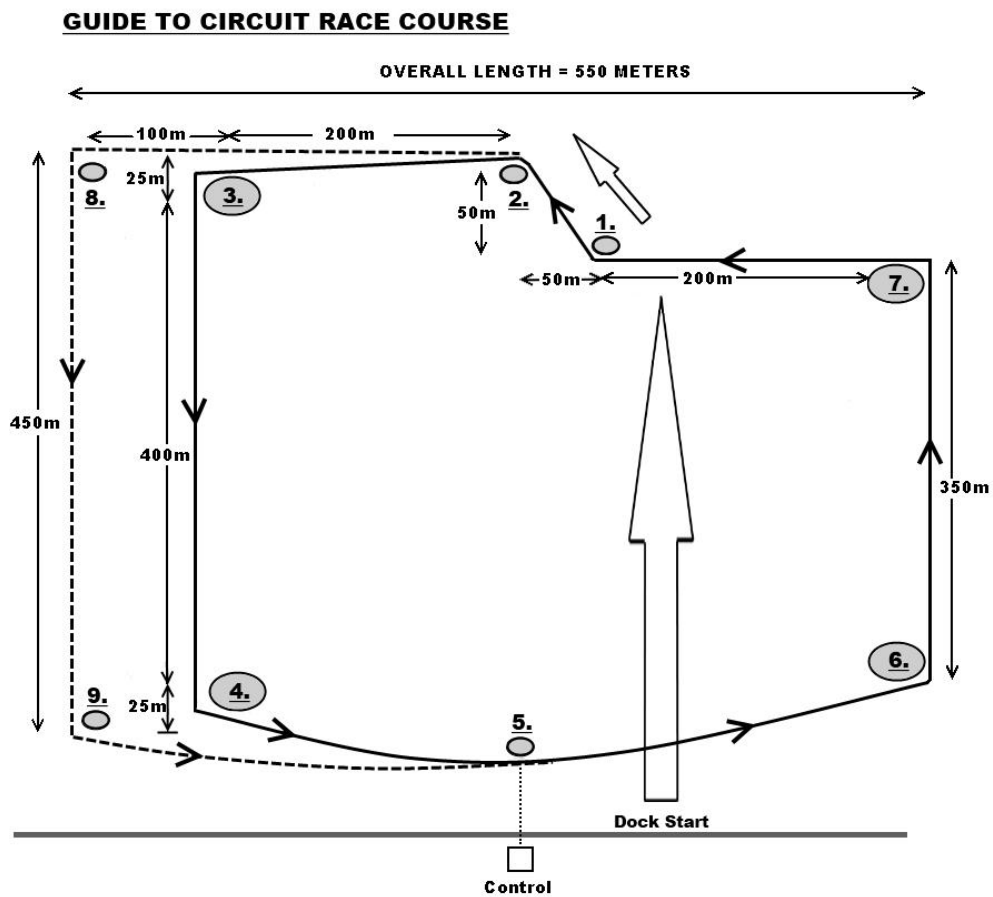


DIAGRAM H: Guide to Circuit Course Layout



X10 ADDITIONAL INFORMATION

Addendum to Above P750 Rules – Thundercat Championship. Please see Thundercat Series rules for other requirements :

THUNDERCAT RACING - P750 CLASS									
RYA NATIONAL CHAMPIONSHIP RACES DURING THE DAY - START LAP PLUS 6 LAPS									START / 9
MORNIN G	Heat 1	Heat 2	Heat 3	BREA K	AFTERNOO N	Heat 4	Heat 5	Heat 6	FINAL
GROUP A	1	2	3						THE TOP 12 BOATS OVERALL
					GROUP C	4	5	6	
GROUP B	1	2	3						
					GROUP D	4	5	6	

1. *Groups will be randomly be selected at Drivers Briefing (example: A & B) for the mornings racing*
2. *At Drivers Briefing further groups will then be re selected for the afternoons racing. (example: C & D)*
3. *After each heat the points will be added to their individual running total during the day*
4. *After the last race the points are individually added up to confirm their position for the final*
5. *Positions 1 - 12 will race the final and thereafter will take the points for 13 place thereafter.*
6. *The final race is for double points then worked back at the end of the event to single points.*

SINGLE POINTS							
1st	20	5th	11	9th	7	13th	3
2nd	17	6th	10	10th	6	14th	2
3rd	15	7th	9	11th	5	15th	1
4th	13	8th	8	12th	4	PLUS 15th	1

Thundercat Series Rules can be found at :: www.thundercatracing.co.uk or for further information : email fiona@thundercatracing.co.uk

Y GENERAL RULES – OPERATIONAL FOR CLUBS RUNNING RACES

All powerboat races in the UK are organised and run by RYA/ORC approved Powerboat Racing clubs. A list of all current powerboat racing clubs can be found in section A2 Races or events organised by any other organisation not contained on this list are not approved by the RYA and all such events will be treated as non-approved races and competitors and officials who participate in such races will be penalised in accordance with rule X1below

The RYA insurance policies for competitors and officials only apply to RYA approved races and events.

Y1 NON-APPROVED RACES

Any competitor or RYA Official who participates in a race which is not approved by the National Authority or the UIM (where applicable) shall automatically forego, for that event, any insurance benefits included with their licence or official position. In addition to this the RYA will with immediate effect suspend all such licence holders and officials from all future events and will notify the UIM of all such suspensions.

In the case of an international meeting being organised by a club which is not recognised by the National Authority and which has not asked permission to organise such a meeting, the National Authority will:

Notify the organising club that the drivers and RYA officials may be suspended and;

Notify the drivers and RYA officials that they may be suspended, if they take part in international or UK races not approved by the local National Authority.

In all cases the local National Authority may request the UIM to extend any suspension or sanction is extended to other countries.

Powerboat races are classified under the following definitions:

Y2 CLUB EVENTS

Race instructions must be submitted in accordance with current RYA requirements. Race instructions must be submitted to the RYA Office by at least the Friday before the Race Approvals Meeting scheduled before the event. A list of dates is available from the RYA or on the RYA Powerboat Racing Section of the website

Y3 NATIONAL EVENTS

National events must be approved by the ORC and placed on the RYA calendar by the end of March preceding the start of the new racing season. These dates will then be circulated to the sport by the RYA.

Race instructions must be submitted in accordance with current RYA requirements. Race instructions must be submitted to the RYA Office by at least the Friday before the Race Approvals Meeting scheduled before the event. A list of dates is available from the RYA or on the RYA Powerboat Racing Section of the website

Y4 UIM INTERNATIONAL ORDINARY INVITATION EVENTS

Clubs must submit an application to host a UIM International Ordinary Invitation race to the RYA as soon as possible, this application will then be passed to the UIM for approval. Approvals will be refused if the classes applied for clash with dates of World or Continental Championships for the same classes. Organising clubs will be required to pay the UIM registration fees in advance of the event to the RYA, failure to do this will result in the application being terminated by the RYA.

UIM INTERNATIONAL WORLD OR CONTINENTAL CHAMPIONSHIPS

Clubs must submit an application to host a UIM International World or Continental Championships to the RYA at least two months before the next UIM General Assembly. The RYA will consider the application and the suitability of the club to host the event and if approved by the ORC/PBRC the RYA will submit an application to the UIM. Organising clubs should remember that it is the UIM who allocates World and Continental Titles. The UIM awards these events to Nations on a strict rotational basis ie if a Country hosted a Title in the previous year it is unlikely to be awarded the same title the following year. Once the allocation of a Titled event has been confirmed by the UIM the RYA will notify the organising club and an invoice will be sent to the club for the UIM Registration fee, this must be paid immediately and failure to do so will result in the application being terminated by the RYA. In some cases the RYA may require the club to provide a security bond before the application is made to the UIM.

Race instructions must be submitted in accordance with current UIM requirements as per UIM Rule 202. Advanced notice is required 6 months prior to the event with Race Instructions submitted to the UIM at least 45 days before the event.

Y5 NOTIFICATIONS

A club which is organising an International event shall give notice of its requirements to overseas competitors in the Advance Notice/Race Programme.

Y6 LOGOS

The RYA logo must be placed on all literature concerning National racing and the UIM and RYA logos on literature concerning International racing.

Y7 RYA Race Approvals

To ensure the required criteria for organising RYA Powerboat Racing events or RYA race training is complied with; Organisers must submit the following mandatory documentation to the RYA Race Approvals Committee by the deadlines prescribed by the committee.

- A fully completed and signed RYA PBR race/training applications form
- A full set of Race Instructions in accordance with the standard template provided in this section of the rule book
- A comprehensive Risk Assessment covering both on land and on water risks associated with the event

- Y7.1 Applications for race approval must be received by the RYA powerboat Racing Department by latest the Friday before the Race Approvals committee meeting date preceding the race. All race applications must show confirmed approval of the local HMCG, HM or QHM, Local authorities, local sailing clubs. If applications are not received by these deadlines the event may not be approved.
- Y7.2 Clubs may contact the RYA Race Approvals group via the RYA office for updates on progress of applications. The RYA office will confirm receipt of all applications and will be available to discuss areas of concern. Race organisers are reminded that the Race Approvals Committee meet at pre-set dates throughout the year, details of these dates are sent to organising clubs on a regular basis as well as being published on the RYA web site. Race applications are dated upon receipt by the RYA and applications will be taken in strict date order. Clubs are further reminded to ensure that their race applications are received in good time and not left to the last meeting of the Race Approvals Committee as this may result in the application not being considered. All clubs whose race applications are reviewed by the Race Approvals Committee will be contacted immediately following the meeting and they will be advised if the application has been approved or rejected.
- Y7.3 If an application is rejected a list of points that require attention will be sent to the organising club which must be addressed before re submission.
- a) For races with lap/s of more than three n.m. distance, organisers must supply one in-date nautical paper chart with muster area, start line, finish line and all race marks shown. If photocopied charts are supplied, these must show scales and grids. Courses may be submitted on electronic charts providing the above criteria for paper charts are observed.
 - b) For races with lap/s of less than three n.m. distance, organisers must supply three schematics drawn to a declared scale, showing the minimum depths, muster area, start line, finish line and all race marks in relation to the local coastline. Unless otherwise requested by the Race approvals committee.

Y8 RYA RACE APPROVALS REQUIREMENTS

- a) Course - The course must have no obvious safety hazards and possess inherent safety integrity e.g. no conflicting directions, 180° reciprocals, proximity of harbour entrances, moorings, etc.
- b) First Turn Mark – it is mandatory for classes in which juniors race for the first turn mark to be made as “soft” as possible, additional turn marks may be used to achieve this. Turns of 90° or more are not acceptable.
- c) Distances - Distances must be measured and given from proposed start line to first turn mark, from each turn mark to the next turn mark, total lap distance/s and total race distance relevant to each class racing i.e. National, Club, sub-divisions, etc. The distance from the muster area to the first turn mark must be shown on all applications
- d) Laid Marks - all laid marks must have their proposed positions clearly stated (Lat & Long) Proposed Safety Network - The proposed Safety network should be defined. List the proposed radio channels to be used and the position of Race Control.
- e) Race Instructions - It should be clearly stated that the race will be run in accordance with the RYA rules applicable to the current year.
- f) Race Officials - Qualifications of all listed race officials must be verified by the Race Approvals committee.
- g) Trainee Officials - All new trainees must apply to the RYA office for an official upgrade form

- h)** Race instructions must include the names of any trainee officials and the capacity in which they are being trained. Trainee officials can only be appointed to one position at each event.
- i)** Trainees are required to work under the instruction of an RYA official and they will be assessed at the end of the event by the official. The RYA official will complete the trainees upgrade form and return it to the RYA after the event. These forms will indicate if the trainee has satisfactorily completed the training at the event or in the case of not achieving the required standard they will be so advised and required to re take that training module at a future event.
- j)** All trainee officials will be required to satisfactorily complete a minimum of five events under instruction of a qualified RYA official. Trainees will then be required to run one event in the capacity in which they have been trained under the supervision of an RYA nominated official. If the trainee completes this to the satisfaction of the RYA they will be appointed to that position by the relevant RYA Committee
- k)** Start & Abort Procedures - If the start, abort and/or stopping procedure are defined in the Race Instructions, these must be checked by RYA Race Approvals Committee
- l)** All organising clubs must be affiliated to the RYA, approved by the ORC and all dues fully paid. When an event has been approved and the insurance fees paid the RYA will send the organising club the Insurance cover note and Race Approvals documentation together with the Insurance policy document.
- m)** Organising clubs are reminded that it is their responsibility to ensure that all RYA rules and requirements relating to the organisation of Powerboat Racing events are complied with, failure to do this may result in the RYA Insurance cover being ineffective
- n)** CONSTITUTION OF RYA RACE APPROVALS COMMITTEE
- o)** RYA Race Approvals shall consist of PRM and two or more officials agreed between both PRM and chairman of Race Approvals Committee.

Y9 NATIONAL & OFFSHORE RACE TRAINING

Cubs organising race training must submit details of their proposed event to the Race Approvals Committee following the same criteria as that for race applications. All RYA Powerboat race training must be conducted in accordance with the requirements set out in RYA PB3.

Y10 THE RACE APPROVALS TEMPLATE

[CLUB NAME/LOGO]
Event Race Instructions
[Event Title]
[Venue]
[Classes Eligible]
[Event Date]
Approved by



Organised By
[Event Organiser Name]
[Club Name]
[Full Address]
[Telephone]
[Email]
Event Communications
[Race Administration Contact & Telephone Number]
[In association with]
(Local authorities or Event Sponsors)

RISK STATEMENT

Powerboat Racing is by its nature a dangerous sport and therefore inherently involves an element of risk.

By participating in or becoming involved with Powerboat Racing organised by RYA Affiliated clubs either as a participant, team member or otherwise individuals agree and acknowledge that:

- (i) they are aware of the inherent risk involved in the sport and accept responsibility for exposing themselves to such inherent risk , including risks to their person, their property, drowning, hypothermia, collision injuries burns and other physical injuries as well as possible death**
- (ii) they have satisfied themselves that they have the necessary skill and knowledge to take part in the event and deal with the conditions that may arise in the course of a race**
- (iii) they will not participate in the event whilst under the undue influence of alcohol, drugs or whilst otherwise unfit to participate**
- (iv) they are responsible for the safety of themselves their crew their boat and their property whether afloat or ashore**
- (v) the management of their boat including insurance is solely their responsibility**
- (vi) scrutineering does not constitute a condition survey of the boat and it is solely their responsibility to decide whether or not to start or to continue in any powerboat race.**
- (vii) ensuring the efficiency and suitability of the helmets and racing vests worn is solely their responsibility**
- (viii) the provision of a race management team, patrol boats and other volunteers by the event organisers does not relieve them of their responsibilities**
- (ix) the provision of patrol boat cover is limited to such assistance particularly in extreme weather conditions as can be practically provided in the circumstances**
- (x) to be bound by the conditions of the Race Entry Form, Racing Instructions and the General Competition Rules of the UIM and the RYA**
- (xi) they will accept the decisions of the organising committee and officials nominated by the organising committee.**

INDEMNITY

Participants in the event will be required on signing on to the event to save harmless and keep indemnified:

- (a) The owners of the premises at which the event is held;**
- (b) The organising club, the sponsors and the RYA and their respective officials, servants and agents; and,**

(c) The other boat owners, drivers, passengers or mechanics engaged in the meeting ,(together with the “Indemnified Parties”) **AGAINST** all actions, claims, costs, expenses and demands in respect of loss of or damage to the property of or personal injury sustained to the Indemnified Parties to the extent caused by the participants, their crew, their boat, their mechanics, support team, representatives or agents.

IMPORTANT NOTE: Persons under the age of 18 must have written authority signed by either Parent or Guardian.

THE RESPONSIBILITY FOR A TEAM’S DECISION TO PARTICIPATE IN A RACE OR TO CONTINUE RACING IS THEIRS ALONE

NOTE TO RACE ORGANISERS: it is recommended that a similar Risk Statement and Indemnity is included in the Entry Form]

1 EVENT APPROVAL

This Event has been approved by the Royal Yachting Association, the National Governing Body for Offshore Powerboat Racing in the United Kingdom and Northern Ireland.

2 COMPETITORS RESPONSIBILITY

Competitors must read the Risk Statement and Indemnity at the front of these race instructions as well as the safety information at the back. By signing the race entry form and the RYA official signing on form at the event all competitors are bound by the rules contained in RYA PB1 2014 or UIM Rules where applicable.

It is the competitors sole responsibility to decide whether or not to start or continue in a race once passed scrutineering Competitor must read and fully understand

a) Start procedures

b) Overtaking rules

c) Flag procedures

d) Emergency assist procedures

3 EVENT SECRETARY

Name
Address
Telephone
Fax
Email

4 EVENT ORGANISING COMMITTEE

Details to be completed by organising club

5 RACE COMMITTEE

Officer Of the Day
Safety Officer
Race Secretary
Chief Scrutineer
Chief Time keeper
Chief Marshal
Medical Officer
Local Harbour Master Representative

6 RACE OFFICIALS

Officer of the Day
Deputy OOD (if appointed)
Safety Officer
Deputy SO (if appointed)
Race Secretary

Race Administration
Chief Scrutineer
Scrutineer/s
Chief Marshal
Chief Time Keeper/Lap Counter
Time Keeper/ Lap Counter
Medical Officer
RYA/UIM Commissioner (if appointed)
Training Officer
Officials in Training
Media Officer

7 RACE JURY (Minimum 3 Persons including RYA/UIM Commissioner if appointed)
Chairperson

8 RACE STATUS
[CLUB] [NATIONAL] [INTERNATIONAL INVITATION] [INTERNATIONAL]
[DEMONSTRATION EVENT] OR [TRAINING DAY]

9 LICENCE STATUS

Club: RYA Event Licences or better for all crew – minimum 2 per boat.
National: RYA National Licences for all competitors.
International: International Licences

Minimum Age: Minimum Age Limit as Per PB1 Class Rules

NB// Event Licence Requirements as per PB1, please note changes for 2014. For competitors who do not hold an RYA Full licence a maximum of 2 Event Licences with medical Self Declaration or an RYA Annual Powerboat Event Licence

10 RULES AND REGULATIONS:

The races will be run under current rules as stated in RYA PB1 2014 together with these Race Instructions and any other instructions issued before or at Drivers' Briefings or in Race Bulletins.

The Organisers reserve the right to change these Instructions at any time for safety reasons, provided that any change will be in accordance with the current rules. Any changes will be notified to competitors in a Race Bulletin and, if possible, announced at Drivers' Briefing.

Organisers have the right to refuse any boat which they consider unsuitable and/or which does not conform to the requirements of the present Rules.

Any infringement of the Rules or of the Race Instructions, or instructions issued at Drivers' Briefings or in race Bulletins may lead to disqualification or other penalties being applied by the organising club.

11 CANCELLATION

The Organisers may cancel or postpone the event or a race at any time in the event of bad weather, equipment failure or otherwise.

The entry fee is not refundable unless specified by event organisers.

[NOTE race organisers will need to amend this clause to suit the situation. It is recommended that a similar clause is included in the Entry Form.]

12 TIMETABLE

Day & Date	From	Until
Drivers Arrive From		
Race Administration Open		
Signing In		
Scrutineering		
Safety Briefing		
Drivers Briefing		
Launching		
Official Practice		
Race Start		
Race Final (if applicable)		
Prize Giving		
Day & Date	From	Until
Drivers Arrive From		
Race Administration Open		
Signing In		
Scrutineering		
Safety briefing		
Drivers Briefing		
Launching		
Official Practice		
Race Start		
Race Final (if applicable)		
Prize Giving		

Tide Times

	High	Low	High
[Day & Date]			
[Day & Date]			

13 RACE ADMINISTRATION
[LOCATION & Contact Details]

14 REGISTRATION

On arrival at the race site, all crew members must report immediately to the Race Administration and shall sign the RYA indemnity form. Crew members must produce all documentation required under RYA Class Rules.. Crews not in possession of the correct paperwork will not be allowed to race.

15 PIT AREAS, PARKING & SPECIAL CONDITIONS

WET PITS: **[Location & Co-Ordinates]**
 DRY PITS: **[Parking]**

16 FUELLING ARRANGEMENTS

RACE ORGANISERS TO CONFIRM IN THESE RACE INSTRUCTIONS IF THEY REQUIRE BOATS TO ARRIVE FULLY FUELLED OR IF FUELING IS AVAILABLE AT THE VENUE

No transfer of fuel is permitted in the pit areas or launching areas.
 Refuelling is ONLY permitted in the designated Fuel Pit Area.
 All smoking of any type is prohibited in both pit and launching areas.
 This must be adhered to at all times, offenders will be penalised.

17 PRE-RACE SCRUTINEERING

In accordance with Class specific rules in PB1 2014

Organising Clubs must stipulate if the following equipment is required.

Rule E15 - The anchor shall be of a size and strength appropriate to the length and weight of the boat. An anchor line of At least 25 metres in length shall be carried. Unless otherwise stipulated in Race Instructions.

Rule E33 All crew members must carry a whistle and first aid compress, both of which must be attached to them whilst racing, and each crew member must carry a sharp knife in a protective sheath. Unless otherwise stipulated in Race Instructions.

Rule E34 – The organising club must, stipulate in race instructions the minimum number / type of flares that shall be carried. This number may be zero

Rule E36- Competitors may be required to carry a current chart or charts of the course during the race unless otherwise stipulated in race instructions.

Rule E37 A compass must be carried. Unless otherwise stipulated in Race Instructions

18 LAUNCHING

Launching is the boat crew's responsibility and should not be undertaken before scrutineering, unless otherwise stated.

LAUNCHING BY CRANE: **Details of location and any time constraints**

All competitors are reminded to comply with Class Rules regarding lifting points, eyes and lifting strops.

LAUNCHING ON SLIPWAY **Details of location and any time constraints**

Competitors are reminded to comply with all local regulations concerning the use of the slipway. Details of the marshalling area and procedures will be given at drivers briefing.

All class specific rules governing launching and recovery apply at all times

19 OFFICIAL PRACTICE ARRANGEMENTS

IT IS THE RESPONSIBILITY OF ALL ORGANISING CLUBS TO DESCRIBE THE ARRANGEMENTS FOR OFFICIAL PRACTICE WHICH IS MANDATORY FOR ALL CLASSES. THIS INFORMATION MUST BE INCLUDED HERE. DETAILS OF THIS MUST ALSO BE GIVEN AT DRIVERS BRIEFING

All competitors are reminded that it is an RYA requirement for crews to complete a minimum number of laps of the race circuit or sight the first turn mark, prior to racing. Full details will be explained at Drivers Briefing.

20 DRIVERS BRIEFING

Mandatory Drivers Briefing will take place in the: **[LOCATION]**

Signing-in will commence 15 minutes before the Briefing. All crew for each race boat must sign in to the briefing by the start time and attend the entire briefing. A Roll Call may be held. The start of drivers briefing marks the end of the eligibility protest period and the Jury members will be introduced.

Penalty for absence may be disqualification from starting the race or other penalties as defined in Class Rules or by the race organisers.

Breathalyser and Drug tests may be given.

21 NOISE AND SPEED RESTRICTIONS

Competitors must obey all local regulations and Bye Laws relating to excessive speed and noise. All competitors are requested to refrain from starting their engines unless absolutely necessary before proceeding to the race or official practice sessions. Failure to observe local regulations will result in penalties being applied.

22 ROLLING STARTS, STANDING STARTS, BEACH STARTS, CLASS SPECIFIC STARTS

Full details of the starting procedure will be given at Drivers Briefing however all class specific starts are explained in RYA PB1 2014

23 COURSE DETAILS Including Rough Weather Course if proposed

Charts

Admiralty Chart No.

Imray Chart No.

Chart Datum Reference

A schematic drawing or extract from an electronic chart may be provided for your assistance

It is not to be used as a chart for navigational purposes.

Course Marks

A full description of each course mark will be given at drivers' briefing, including the start run and any Exclusion Zones.

Muster Area

[Location] [Any Local Bye Laws or Harbour Regulations applicable]

Start Run

[Distance from beginning of Start run to first turn mark]

Lap/Finish Line
 [Location & Distance & Description of Marks]

MARKS OF THE COURSE

<u>Mark</u>	<u>Latitude</u>	<u>Longitude</u>	<u>Mark Description</u>	<u>Leave to</u>

LAPS

<u>Mark</u>	<u>TO</u>	<u>Mark</u>	<u>Distance (NM)</u>
Eg Mark 1	To	Mark 2	0.78nm
	To		
	To		
	To		
	To		
	To		
		Total Distance	

RACE DISTANCE

START RUN + [No] No of Laps = [DIST] Nm or [TIME] Minutes duration

CHART OR SCHEMATIC DRAWING

For races/ laps of less than 3NM a schematic detail of the course is required which must include a scale, North Notation depths, lap distances, distance from start to first turn mark and a description of the turn marks. The schematic must also show the location of the muster area and any Natural Hazards
 [Insert here]

24 FLAG SIGNALS

All flag signals are fully described in RYA PB1 2014 General Racing Rules and Class specific rules where differences occur.. All Competitors must have a full understanding of all flag signals.

If a competitor fails to acknowledge 2 flags in any one race they will immediately be disqualified and referred to the RYA for further disciplinary action.

25 POST-RACE DECLARATION:

The Driver or Co-Driver must sign off at Race administration in accordance with Class specific rules. Failure to do so may result in exclusion from the results.

.. All Crew Members must report to Race Administration before the end of the event to sign off and collect race documentation.

26 POST-RACE SCRUTINEERING:

Crew members must be available with their craft and all relevant mandatory equipment required by class rules for post-race scrutineering if required up to one hour after the posting of the Results. One or more engines may be checked and fuel sampling may take place.

27 PENALTIES

Race Organisers may apply penalties referred to in class rules as well as additional penalties listed below
 [CLUB TO INSERT ADDITIONAL PENALTIES IF REQUIRED]

28 PROTESTS

In accordance with class specific rules in PB1 2014
 A protest fee of £is applicable to this event

29 PRIZE GIVING:

Podium presentations will take place at [**LOCATION TO BE SPECIFIED BY ORGANISING CLUB**]

Prize-giving will take place at [**TIME**]

[Race Organisers to stipulate Dress code for Podium Presentations and Prize Giving

30 TROPHIES:

Trophies will also be presented for the following categories:

TO BE SPECIFIED BY ORGANISING CLUB

SAFETY INFORMATION

SAFETY TAKES PRIORITY OVER RACING AT ALL TIMES

All Race Boats must observe the International Rules for the Prevention of Collisions at Sea when encountering any other Non racing craft

- A) Swimmers, board sailors, private and commercial craft of all types of may be encountered. Competitors are reminded to keep a sharp look out at all times and to take the necessary action in accordance with the IRPCS Rules.*
- B) Competitors are reminded to keep a sharp lookout at all times for any marine wildlife that may be encountered in the vicinity of the race course and take the necessary avoiding action.*
- C) Competitors are warned to remember their speed and the fact that other craft may not be fully aware or able to keep clear.*
- D) Competitors are asked to bear in mind that Official Patrol & Rescue boats have no power to insist that any craft or swimmer keep clear of the course of the race. Advice can only be given for the safety of other craft and swimmers.*
- E) International Code Flag "A" denotes "DIVERS". Competitors must give a wide clearance of at least 100mtrs.*
- F) The Course will be patrolled by Official Patrol & Rescue Boats with official Observer boats in the vicinity of certain race marks, other race marks may be observed from the shore*
- G) Any Official Patrol/Rescue boat may wave a yellow flag to give warning of imminent danger in its vicinity. Competitors seeing this signal are to acknowledge the signal, proceed with caution, not overtake other race boats whilst in the area of the incident and keep clear of the danger area. Any competitor who ignores or abuses the yellow flag may be penalised.*

RACE ORGANISATION

Y11 DEFINITION OF EVENTS

- (1) **International** competitive events which are those inscribed on the International calendar published by the UIM and open to competitors holding an International licence as issued by their National Authority.
- (2) **National** competitive events which are those inscribed on the National calendar published by the RYA and open to competitors holding an RYA licence
- (3) **Club** competitive events. Such events may only take place on a restricted course as laid down by the RYA. For Club competitive events competitors shall hold an RYA Licence

National class boats may race at International meetings.
Demonstrations and displays - drivers must be current RYA licence holders. Officials and boats must be agreed and approved by the RYA in advance of any demonstration. Rescue craft must be in place. The required third party insurance fee must be received by the RYA prior to the demonstration.

Y12 GENERAL RULES FOR ORGANISING RYA NATIONAL OFFSHORE RACES, CLUB RACES AND UIM INTERNATIONAL RACES

Y13 MANDATORY MINIMUM REQUIREMENTS FOR RYA NATIONAL OFFSHORE RACES, CLUB RACES AND UIM INTERNATIONAL RACES

FACILITIES & EQUIPMENT

- a) All safety boats must be equipped to a minimum standard acceptable to the RYA Safety Officer, OOD and organising club. All safety boat crews must wear life jackets at all times, minimum age of crew manning safety boats 18 years. Juniors are permitted to assist in manning marshal boats and observer boats with the approval of the OOD. Minimum number of Safety boats as stated on PBR Form must be linked by VHF radio and where possible mobile telephone to a dedicated Race Control manned by experienced race personnel.
- b) Medical Officer: National and Basic racing must have at least a paramedic currently registered with the Health Professions Council. See website: <http://www.hpc-uk.org/> or a doctor with Experience in contemporary trauma care – preferably in the pre-hospital setting. Please refer to document: Powerboat Racing Medical Services terminology, in the master stationary pack.
- c) Adequate First Aid facilities must be provided suitable for the venue and size of the event. Please refer to document: Powerboat Racing Medical Kit Requirements, in the master stationary pack.
- d) A media spokesperson must be appointed at all events by the race organisers and noted on the race instructions
- e) Race organisers must have a copy of the major incident guidelines available at all times.
- f) Organisers must comply with any specified environmental requirements

- g)** No transference of fuel, smoking or naked flames to be allowed in the pits area.
- h)** Fire point signs and adequate fire fighting equipment to be provided in pits and in crane area.
- i)** Adequate no smoking signs to be displayed around the pits.
- j)** Adequate office facilities for Race Administration and Secretariat.
- k)** When race boats are being craned in and out of the water prior to, during or after a race, the boat must be craned unoccupied. The arrangements for craning must be so organised that on no account will the craned boats pass over the head of any person, any boat or any equipment. Personal hard hats or racing helmets must be worn by all personnel in the craning area. Craning areas shall be cordoned off for safety.
- l)** Caution flags must be used to warn drivers of accidents or danger. If used they shall be provided to all on water safety assets as specified by safety officer and OOD. The colour of caution flags shall be yellow; abort race flags shall be red.

**Y14 RECOMMENDED MINIMUM CRITERIA FOR RYA
NATIONAL OFFSHORE RACES, CLUB RACES AND
UIM INTERNATIONAL RACES**

FACILITIES & EQUIPMENT

- a)** Fresh water supply and hoses.
- b)** Effective marshals team with an understanding of first response fire fighting techniques.
- c)** Restricted area for:
 - (i) Damaged boats awaiting inspection by scrutineers or officials.
 - (ii) Fuel spillage or fuel transference.
 - (iii) Minimum of 2 divers to be available to be called as necessary to the slip and/or crane during and after the race. Water suction pumps of sufficient capacity should be available at the retrieval area.
 - (iv) Sufficient cranes (in a restricted area) for the type and number of boats entered, with if possible, one to seaward of any lock or marina sill. Sufficient launching vehicles to suit type and number of boats entered.
 - (v) Suitable boat and car parking arrangements.
 - (vi) Pontoons for boats mooring to suit number of entries is recommended.
 - (vii) Security for boats during event.
 - (viii) Sufficient electricity, telephones, rubbish bins, floodlights (where possible), catering facilities, toilet and washing facilities should be readily available.
 - (ix) Suitable protected area for engine inspection and engine stripping (covered).
 - (x) Mooring facilities should be reserved for Rescue boats, and restricted access is recommended.
 - (xi) A private (quiet room) area should be available for any personal problems e.g. relatives and/or friends after an accident.
 - (xii) A Press centre on site is recommended.

- (xiii) A suitable area for a protest hearing.
- (xiv) Briefing area, restricted for drivers' briefings, safety briefings and press conferences.
- (xv) Suitable arrangements to be made for prize giving and social events.
- (xvi) Good sign posting on approach roads to an event is recommended.
- (xvii) A dedicated telephone number for Race Control shall be displayed in Race Administration.
- (xviii) An undercover facility for post-race engine stripping should be provided at all National and International races. This facility should be large enough to cover the aft end of a typical competing boat. There should be power and light and a bench/table with a vice (a Workmate type of bench is acceptable). There should be a polythene sheet available large enough to cover the engine bay of an inboard installation to enable inspection.
- (xix) Safety boats, marshal boats observer boats and tow boats should be identified with an RYA Officials flag; flags are available from the RYA on request.

Class	As per PB1 2014	Maximum number of Boats on Course	Minimum Lap Distance (NM)
E1500	1NM	12	1.3
		9	1.0
OCR A/B/C	1NM	12	1.3
		9	1.0
Class 3C	1NM	10	3.0
Class 3A/B/E900	1NM	12	3.0
P1 SuperStock 250	1NM	8	1.8
		10	2.0
V24	1NM	6	3.0
Marathon	2NM	10	8.0
RIB	1NM	10	3.0
Club Class 1	1NM	10	4.0
Club Class 2	1NM	10	3.0
		10	3.0
		15	4.0
Club Class 3	1NM	10	3.0

NB: Clubs running Club races must contact the RYA for information on course design if they are running unlimited classes.
Clubs running races on closed waters i.e. Cardiff must contact the RYA for information on course design

Y15 MIXED (UP TO A MAXIMUM OF TWO CLASSES)

Organisers are reminded to comply with the minimum lap distances and Maximum number of boats on course as described in the table in F4

Y16 MULTI CLASS RACING (MORE THAN TWO DIFFERENT CLASSES RACING AT THE SAME TIME)

During Multi-Class races, boats on the longer course should pass outside of the boats on the shorter course, except when on a chicane, when this should be at the discretion of the overtaking boat. This must be clearly described at drivers briefing.

PB1 2014

Z OFFSHORE OFFICIALS LIST

Note: Some existing scrutineers have been upgraded to Offshore E & 508 after training: those who had not been scrutineers before but who trained at the RYA Seminar on 11.03.11 were upgraded to E only (E meaning Electronic)

Name & Address	Tel Numbers	Email	Club/ ORG	OOD	Safety Officer	Race Secretary	Time Keeper	Scrutineer		Measurer	Commissioner		
Abbott Wendy Westcroft Rue De Pecqueries, St Sampson Guernsey GY2 4TQ RYA Ref: 920288987	01481 157602 (H)	w.abbott@live.com	GPA				Offshore Lapcounter	Snr		Snr			
	01481 253088 (W)							Off		Off			
	07781 157603 (M)							Coast		Coast			
								508		508			
								Elec		Snr			
Altendorff Andrew 7 Beech Grove Hayling Island Hampshire PO11 9DP (RYA Ref: 920288987)	02392 351367 (H)		Zapcats	√				Snr		Snr			
								Off		Off			
								Coast		Coast			
								508		508			
								Elec					
Andrews Rob Windward 62 Fishbourne Lane, Ryde, Isle of Wight PO33 4EX (RYA Ref: 000100926)	01983 882462(H)	robandrews@iee.org	RVYC/BPRC	Offshore	Offshore			Snr		Snr	√		
	01983 202833 (W)							Off		Off			
	07793 420701(M)							Coast		Coast			
								508		508			
								Elec					
Austin Rosemary 11 Micheldever Gardens Whitchurch Hampshire, RG28 7JY (RYA Ref: 920286111)	01256 335191 (H)	rosie@elkay-uk.co.uk	OCRDA				√	√	Snr		Snr		
	01256 811118 (W)								Off		Off		
	01256 811116 (F)								Coast		Coast		
	07879 811712 (M)								508		508		
									Elec				
Baker Jackie 8 Green Close, Ringmer, Lewes, E Sussex BN8 5LG (RYA Ref: 920088904)	01273 813485 (H)	caburnjb@hotmail.com		Coastal					Snr		Snr		
	01892 534888 (W)								Off		Off		
	01892 534123 (F)								Coast	√	Coast		
	07801 969169 (M)								508		508		
									Elec				
Baker Glenn 8 Green Close, Ringmer, Lewes, E Sussex BN8 5LG (RYA Ref: 000025276)	01273 813485 (H)	caburnjb@hotmail.com	AYC/ Zapcat	Coastal	Coastal				Snr	√	Snr		
	01892 534888 (W)								Off	√	Off		√
	01892 534123 (F)								Coast		Coast		
	07801 969169 (M)								508	√	508		
									Elec				
Baker Paul 6 Finucane Drive, Orpington, Kent BR5 4ED (RYA Ref: 000107301)	01689 825667 (H)	paul.baker@pobox.com	SEPA	√	√				Snr		Snr		
	07788 564657 (W)								Off		Off		
	07788 564657 (m)								Coast		Coast		
									508		508		
									Elec				
Bang Chris 2 Lime Barn, Cooks Lane Wigan Leicestershire LE18 3TA RYA Ref: 920084001	07973 721603	chris@bangracing.co.uk	P1		√ AquaX				Snr		Snr		
									Off		Off		
									Coast	√	Coast		
									508		508		
									Elec				

Name & Address	Tel Numbers	Email	Club/ ORG	OOD	Safety Officer	Race Secretary	Time Keeper	Scrutineer		Measurer		Commissioner	
Cable Karen 110 Wakefield Road Drighlington Bradford, BD11 1DR (RYA Ref: 920135162)	07718 587892	karencable1@icloud.com	P1			√		Snr		Snr			
				Off			Off						
				Coast			Coast						
				508			508						
				Elec									
Cachia-Caruaha Francis 31 Flat 4 Isouard Street St Pauls Bay, Malta SPB 3260 (RYA Ref: 920255785)	00356 9949 6758	Francisc50@hotmail.com	MPA			√		Snr		Snr			
								Off		Off			
								Coast		Coast			
								508		508			
								Elec					
Cheer Caroline 16 Cadland Court, Ocean Village, Southampton SO14 3GP (RYA Ref: 920351139)	07881 746297 (M)	caroline8307@yahoo.com					√	Snr		Snr			
								Off		Off			
								Coast		Coast			
								508		508			
								Elec					
Child Guy Little Orchard, 5A Elwyn Road Exmouth, Devon EX8 2DB (RYA Ref: 009050955)	01395 267081 (H) 07850 519996 (M)	guy@f2s.com	ORDA EPBSC					Snr	√	Snr			
								Off	√	Off			
								Coast		Coast			
								508	√	508			
								Elec	√				
Cockman David Maer Cross, Maer Road Exmouth, Devon EX8 2DB (RYA Ref: 92004533)	01395 277884 (W) 07798 864077 (M)	davecockman@eclipse.co.uk www.cockmanbuilders.co.uk						Snr		Snr			
								Off	Approved	Off			
								Coast		Coast			
								508	Approved	508			
								Elec	√				
Le Conte Colin Old Guernsey Tobacco Factory La Ramee, St Peter Port Guernsey, (RYA Ref: 000125151)	01481 247197 (H) 01481 700321 (W) 01481 700320 (F) 07781 147197 (M)	colin@digimap.gg www.digimap.gg	GYC				√ Int'l	Snr		Snr			
									Off		Off		
									Coast		Coast		
									508		508		
									Elec				
Currie Ian 64 Southwood Road Hayling Island PO11 9QE (RYA Ref: 920239384)	02392 460606 (H) 07958 498726 (M)	eandkaren@btinternet.com	UKOBA					Snr		Snr			
								Off		Off			
								Coast	√	Coast			
								508		508			
								Elec					
Currie Karen 64 Southwood Road Hayling Island, Hampshire PO11 9QE (RYA Ref: 920273959)	02392 460606 (H) 07769 896155(M)	eandkaren@btinternet.com	RYA				√	Snr		Snr			
									Off		Off		
									Coast		Coast		
									508		508		
									Elec				

Name & Address	Tel Numbers	Email	Club/ ORG	OOD	Safety Officer	Race Secretary	Time Keeper	Scrutineer		Measurer	Commissioner	
Dollery Kevin(Sid) Mengham Cottage Mengham Lane, Hayling Island,PO11 9JX (RYA Ref: 920138190)	07740 774731 (M)	kevin_dollery@europe.pall.com	P1		Coastal			Snr		Snr		
								Off		Off		
								Coast		Coast		
								508		508		
								Elec				
Downey Mary 21 North Quay, Conyer Sittingbourne, Kent ME9 9HL (RYA Ref: 009008324)	07584 065979 (M)	thomas657@btinternet.com	AYC				v	v	Snr		Snr	
									Off		Off	
									Coast		Coast	
									508		508	
									Elec			
Drew Andrea 34 Moriconium Quay Lake Avenue, Poole Dorset, BH15 4QP RYA Ref: 920009685	01202 649149 (H)	andreadrew@live.co.uk	M2M					v Lap Counter	Snr		Snr	
	07793197096 (M)								Off		Off	
									Coast		Coast	
									508		508	
									Elec			
Drummond Nicola 4 Richards Close Locks Heath, Southampton SO31 6LN (RYA Ref: 920223217)	02380 604240 (W)	niksd@live.co.uk	Zapcat					v Lap Counter	Snr		Snr	
									Off		Off	
									Coast		Coast	
									508		508	
									Elec			
Dyer Sarah 564 Windermere Road East Ferndown, Dorset BH22 9NQ RYA Ref: 920502977	01202 877152 (H)	sarah@bendleyben.co.uk	M2M					Lap Counter	Snr		Snr	
	01202 597151 (W)								Off		Off	
	07786 263322 (F)								Coast		Coast	
									508		508	
									Elec			
Eaves Nicola 30A Southwood Road Hayling Island PO11 9QE (RYA Ref: 920229763)	07903 303888 (M)	nikkieaves@icloud.com	Zapcat					v	Snr		Snr	
									Off		Off	
									Coast		Coast	
									508		508	
									Elec			
Eddings Bob 22 Oak Road, Ashley New Milton, Hampshire BH25 5BE (RYA Ref: 000116652)	07802 220272 (M)	foxfire750@btinternet.com	RMYC						Snr		Snr	
	07771 533929 (W)								Off	Approved	Off	
									Coast		Coast	
									508	Approved	508	
									Elec	v		
Eldred Val 5 Selby Court, Lower Road Teynham, Kent ME9 9EG (RYA Ref: 920274895)	01795 520561 (H)	info@blazebusters.com	AYC					v	Snr		Snr	
	07747 841452 (M)								Off		Off	
									Coast		Coast	
									508		508	
									Elec			

Name & Address	Tel Numbers	Email	Club/ ORG	OOD	Safety Officer	Race Secretary	Time Keeper	Scrutineer		Measurer	Commissioner	
France Debra 14 Crows Port Hamble, Southampton SO31 4HG (RYA Ref: 920026598)	02380 457209 (H)	debra.f@thewppa.com	UKOBA			v		Snr		Snr	v UIM	
	07811 892010 (M)	-						Off		Off		
								Coast		Coast		
								508		508		
								Elec				
Gallienne Steve 62 Atlantic Close Southampton Hampshire SO14 3TB (RYA Ref:000095630)	0771 7033040 (M)	gsyve@hotmail.co.uk	RYA	Offshore	Offshore			Snr		Snr	v	
		-						Off		Off		
								Coast		Coast		
								508		508		
								Elec				
George Thea Clipper Ventures Granary and Bakery Weevil Lane, Gosport Hampshire PO12 1FX (RYA Ref:920293283)	02392 526000 (W)	tgeorge@clipper-ventures.com	P1				Lap Counter	Snr		Snr		
		-						Off		Off		
								Coast		Coast		
								508		508		
								Elec				
Gorvel Lee Primula Cottage Le Friquet Vale GY3 5SA (RYA Ref: 920344126)	07781 104960 (M)	leegrovel@yahoo.co.uk	GPA					Snr		Snr		
	01481 248836							Off		Off		
								Coast	Approved	Coast		
								508		508		
								Elec				
Gray Nikki Flat 4 The Pentagon 94 Stanley Green Road Poole, Dorset BH15 3AG (RYA Ref: 920341495)	07790 143317	nvgray@btinternet.com	RYMC	v				Snr		Snr		
								Off		Off		
								Coast		Coast		
								508		508		
								Elec				
Hall Stephanie 15 Thurston Drive, Strood Kent ME2 2LY (RYA Ref:920063484)	01634 725160 (H)	r.hall417@btinternet.com	AYC/OCRDA				v	v	Snr		Snr	
	07814 284504 (W)	-							Off		Off	
									Coast		Coast	
									508		508	
									Elec			
Hammond Louise 25 Broadlands Brixworth, Northampton NN6 9BH (RYA Ref: 920261624)	01604 881279 (H)	louise.johnson15@btinternet.com	P1				v	Time Keeper	Snr		Snr	
	01536 274024 (W)								Off		Off	
	07889 182163 (M)								Coast		Coast	
									508		508	
									Elec			
Hammond Peter 25 Broadlands Brixworth, Northampton NN6 9BH (RYA Ref: 920169450)	01604 881279 (H)	paintec53@yahoo.com	P1						Snr	v	Snr	
	01604 864900 (W)								Off		Off	
	07921 100497 (M)								Coast		Coast	
									508		508	
									Elec			

Name & Address	Tel Numbers	Email	Club/ ORG	OOD	Safety Officer	Race Secretary	Time Keeper	Scrutineer	Measurer	Commissioner	
Hampson Sally Walthewhouse, 8. Walthew Green, Roby Mill Upholland, WN8 OQT (RYA Ref:000131154)	01695 633226 (H)	sahampson@aol.com	WMBRC/ Barrow				Circuit/Offshore Records	Snr		Snr	
	07919 381822 (M)	-						Off		Off	
								Coast		Coast	
								508		508	
								Elec			
Herring Terry Buena Vista, Pine Close Kenley CR8 5HX (RYA Ref:000H21884)	0208 660 7692 (H)	javina@mschumacher.com	UKOBA/BPRC	Intl Offshore	Offshore			Snr	v	Snr	
	07711 047922 (M)	-						Off	v	Off	v
								Coast		Coast	v
								508	v	508	v
								Elec			v
Holmes Neil Powerboat Racing Training Academy, Drivers Wharf Northam Road, Southampton SO14 OPF (RYA:920033154)	07900 453305 (M)	neil@powerboatcentre.com	ORDA					Snr		Snr	
		-						Off		Off	
								Coast		Coast	v
								508		508	
								Elec			
Hudson Gillian The Anchorage, 5 Pulford Rd Bebington, Wirral CH63 2HN (RYA Ref: 000134309)	0151 6452140 (H)	ghudson@nhs.net	OCRDA/ M2M				v	Snr		Snr	
	07742 232012 (M)	-						Off		Off	
								Coast	Approved	Coast	
								508		508	
								Elec			
Hudson Les The Anchorage, 5 Pulford Rd Bebington, Wirral CH63 2HN (RYA Ref: 000095458)	0151 6452140 (H)	les.hudson@btinternet.com	OCRDA/M2M	Offshore	Offshore		v	Snr		Snr	
	07803 868428 (M)	les.hudson@csa.gsi.gov.uk						Off		Off	
								Coast		Coast	
								508		508	
								Elec			
Humby Matt 24 Linnett Square Eastleigh SO50 9JP (RYA Ref: 920030371)	07737 736680 (M)	m_humby@hotmail.com	OCRDA					Snr		Snr	
		-						Off		Off	
								Coast	Approved	Coast	
								508	Approved	508	
								Elec	v		
Irwin Muriel 10 Kingsley Road Portsmouth PO4 8HJ (RYA Ref: 920273956)	07917 785699(M)	muriel@outlook.com	RYA				v	Snr		Snr	
								Off		Off	
								Coast		Coast	
								508		508	
								Elec			
Jackson Julie 78 Laburnum Road Waterlooville, Hants PO7 7AX RYA Ref: 920026558	02392 259251 (H)	juliejackson66@gmail.com	UKOBA		Offshore			Snr		Snr	
	02392 259251 (F)	-						Off		Off	
	0774 754107 (M)							Coast		Coast	
								508		508	
								Elec			

Name & Address	Tel Numbers	Email	Club/ ORG	OOD	Safety Officer	Race Secretary	Time Keeper	Scrutineer		Measurer		Commissioner
Jones Clive	01322 404893 (H)	seajmarine@ntlworld.com	SEPA					Snr	√	Snr		
82 King Harolds Way								Off	√	Off	√	
Bexleyheath Kent	07831 605645 (M)							Coast	√	Coast	√	
DA7 5RE								508	√	508	√	
(RYA Ref: 009005939)								Elec				
Jones Julie	07501 722941(M)	juliejones2@ntlworld.com	M2M					Snr		Snr		
Thundercat Racing HQ								Off		Off		
Microlink House, Brickfield Lane,								Coast		Coast		
Southampton SO53 4DP								508		508		
(RYA Ref: 920246349)								Elec				
Kendall Jenny	01634 291173 (H)	jenkendall@hotmail.co.uk	UKFFORC				√	Snr		Snr		
Puzzler, Cuxton Marina,	07958 083005 (M)							Off		Off		
Station Road, Rochester,								Coast		Coast		
Kent ME2 1AB								508		508		
(RYA Ref: 920313715)								Elec				
Lancaster Mark	01481 257357 (H)	mark@mlancaster.co.uk	GPA					Snr		Snr		
Highleaze	07781 408089(M)							Off		Off		
La Passee St Sampson								Coast		Coast		
Guernsey GY2 4TS								508		508		
(RYA Ref: 920276035)								Elec				
Lancaster Steve	01803 555568		GPA					Snr		Snr		
99 Clifton Road								Off		Off		
Paignton								Coast		Coast		
Devon TQ3 3LB								508		50		
(RYA Ref: 009031557)								Elec				
Little Dawn	01245 348456 (H)	dawnlittle@btinternet.com	UKFFORC				√	Snr		Snr		
19 Sixth Avenue	07968 081436 (M)							Off		Off		
Chelmsford, Essex								Coast		Coast		
CM1 4ED								508		508		
(RYA Ref: 920245464)								Elec				
Little Ken	01245 348456 (H)	kenlittle@btinternet.com	UKFFORC				√	Snr		Snr		
19 Sixth Avenue	07968 081436 (M)							Off		Off		
Chelmsford, Essex								Coast		Coast		
CM1 4ED								508		508		
(RYA Ref:920286122)								Elec				
Lowe Stephen	01481 240107 (H)	steve.lowe@cwgsy.net	GPA					Snr		Snr		
Kraken 25 Rue De La Carriere	07781 120961 (M)							Off		Off		
Les Banques, St Sampsons								Coast		Coast		
Guernsey GY2 4BG								508		508		
RYA Ref: 920068049								Elec				

Name & Address	Tel Numbers	Email	Club/ ORG	OOD	Safety Officer	Race Secretary	Time Keeper	Scrutineer		Measurer		Commissioner	
Maddock Neil HOAC Dews Lane, Harvil Rd Harefield, Middlesex UB9 6JN (RYA Ref: 920100071)	07771 923290 (M)	-	Zapcat	Coastal				Snr		Snr			
								Off		Off			
								Coast		Coast			
								508		508			
								Elec					
Paul Mahy Petoria Cottage, Le Petite Mielles L'Islet, St Sampsons Guernsey GY2 4RZ (RYA Ref:920191687)	07781 143016	paul.mahy@guernsey.net	GPA	Coastal				Snr		Snr			
								Off		Off			
								Coast		Coast			
								508		508			
								Elec					
Matthews David 27 Mill Lane , Teignmouth, Devon TQ14 9AZ (RYA Ref: 920200854)	01626 779901 (H)	dave.damservice@btconnect.com	OCRDA					Snr		Snr			
	07834 213528 (M)	-						Off		Off			
	01626 773349 (W)							Coast	Approved	Coast			
								508		508			
								Elec					
McCarthy Robert South Hams Clutch Centre Churchstowe Devon TQ7 3QH (RYA Ref:920008079)	01548 856154 (W)	bob@ocrda.freemove.co.uk	OCRDA					Snr		Snr			
	07970 728573 (M)	info@clutchcentre.com						Off	Approved	Off	v		
								Coast		Coast			
								508	Approved	508			
								Elec	v				
McCarthy Carole South Hams Clutch Centre, Churchstow, Devon TQ7 3QH (RYA Ref: 920210431)	01548 560727 (W)	cag.mccarthy@hotmail.com	OCRDA				v	v	Snr		Snr		
	07970 553363 (M)	-							Off		Off		
									Coast		Coast		
									508		508		
									Elec				
Micallef Paul 24 Macquarie Way Isle of Dogs London E14 3AU (RYA Ref: 920286133)	0044 9835 70271	paulimages65@yahoo.com	MPA	Coastal					Snr		Snr		
									Off		Off		
									Coast		Coast		
									508		508		
									Elec				
Micallef Gina Image Bar Qawra Coast Road Qawra, Malta SPB 08	00356 270170 (H)	ginaharrison66@yahoo.com	MPA	Coastal					Snr		Snr		
	00356 7749 9382 (M)								Off		Off		
									Coast		Coast		
									508		508		
									Elec				
Micallef Andrew 3b St Helen Flats, Qawra Coast Road, Malta SP13 08 (RYA Ref: 920513299)	21575993	andrewtheking@hotmail.com	MPA						Elec				
									Off		Off		
									Coast	Approved	Coast		
									508		508		
									Elec				

Name & Address	Tel Numbers	Email	Club/ ORG	OOD	Safety Officer	Race Secretary	Time Keeper	Scrutineer		Measurer		Commissioner
Millest James	01932 22116 (H)	jamesmillest@breeelectrics.co.uk	Zapcats		v			Snr		Snr		
33 Hamhaugh Island	07979 040830 (M)							Off		Off		
Shepperton								Coast		Coast		
Middlesex PO4 8AE								508		508		
RYA Ref: 920338628								Elec				
Moger Harriet	01373 822464(H)	harrimoger@hotmail.com	Zapcats				Lap Counter	Snr		Snr		
83 High Street	07825 415584 (M)							Off		Off		
Dilton Marsh, Westbury								Coast		Coast		
Wiltshire, BA13 4DP								508		508		
RYA Ref:920189525								Elec				
Monteith Denise	07748 364876 (M)	denisemonteith@ymail.com	MPA				v	v		Snr		v
Cabrach Cottage								Off		Off		
West Marden, Chichester								Coast		Coast		
PO18 9EJ								508		508		
(RYA Ref:920138191)								Elec				
Morse Geoff	07967 723059 (M)		LPRC/UKFF ORC					Snr		Snr		v
2 Gerddi Mair, St Clears	01994 230388 (H)							Off		Off		
Carmarthen								Coast		Coast		
SA33 4ET								508		508		
(RYA Ref:000118941)								Elec				
Mould Rob		robbiea30@aol.com	OCRDA					Snr	v	Snr		
5 Huntings Yard								Off		Off		
Fore Street	07805 555234							Coast		Coast	v	
TQ14 8FS								508		508		
(RYA Ref:920050350								Elec				
Nellthorpe Shirley	07771 567111 (M)	shirley.nellthorpe@skillsfundingagency.bis.gov.uk	ORDA					v		Snr		
53 Isbley Grove	07787 566254 (M)							Off		Off		
Bedhampton, Portsmouth								Coast		Coast		
PO9 3DP								508		508		
(RYA Ref: 920110108)								Elec				
Nelmes Andy	07736 062999 (M)	bric2007@hotmail.co.uk	OCRDA					Snr		Snr		
Staddlestone House	01275 375223 (H)							Off	Approved	Off		
Sandy Lane, Abbotsleigh								Coast		Coast		
Bristol, BS8 3SA								508	Approved	508		
(RYA Ref:920054828)								Elec	v			
Noone Jim	01132 392572 (W)	jim.noone@ukanalytical.com	WMBRC					Snr	v	Snr		
Endon House	00132 392575 (F)							Off	v	Off	v	
127 Barugh Lane, Barnsely,	07775 838025 (M)							Coast		Coast	v	
S75 1LJ								508		508		
(RYA Ref:009007035)								Elec				

Name & Address	Tel Numbers	Email	Club/ ORG	OOD	Safety Officer	Race Secretary	Time Keeper	Scrutineer		Measurer		Commissioner					
								Snr	Off	Coast	508		Elec	Snr	Off	Coast	508
Nurse Iain Old Forge Cottage Wootton Road, Tiptoe Lymmington, Hants (RYA Ref:920116820)	01962 882861 (H) 07803 018882 (M)	iain.nurse@sky.com	BIBOA					Snr	Off	Coast	508	Elec	Snr	Off	Coast	508	
									√								
Oaten Steve Kingfisher 11 Micheldever Gardens, Whitchurch, RG28 7JY (RYA Ref:000094764)	07973 540017 (M)	steve@kingfishersecurity.co.uk	OCRDA		Offshore			Snr	Off	Coast	508	Elec	Snr	Off	Coast	508	
Ovens Glenn Tan Y Cae Talybont, Aberystwyth Ceredigion SY24 5DP (RYA Ref: 920131624)	07801 949016	info@watersfaetyuk.com	P1					Snr	Off	Coast	508	Elec	Snr	Off	Coast	508	
Le Page Ian Flat 4, Brooklea Court La Charroterie, St Peter Port Guernsey CI GY1 1EL (RYA Ref:000094764)	01481 712212 (H) 01481 256426 (W) 07781 104199 (M)	ian@cwgsy.net	OCRDA					Snr	Off	Coast	508	Elec	Snr	Off	Coast	508	
Le Page Inese Apartment 9 1 Vanvert, S Peters Port Guernsey GY1 1NB (RYA Ref: 920404624)	07781 101304		GPA/ZAP					Snr	Off	Coast	508	Elec	Snr	Off	Coast	508	
Le Page Tony Apartment 9 1 Vanvert, S Peters Port Guernsey GY1 1NB (RYA Ref: 009031555)	07781 101304	tony@gfcmoney.com	GPA/ZAP	Coastal	Coastal			Snr	Off	Coast	508	Elec	Snr	Off	Coast	508	
Pascoe Fiona M2M, Microlink House, Brickfield Lane, Chandlers Ford, SO53 4DP (RYA Ref:920051439)	02380 240388 (W) 07795 618701 (M)	fiona@thundercatracing.co.uk	M2M	Coastal				Snr	Off	Coast	508	Elec	Snr	Off	Coast	508	
Pascoe Sophie Thundercat Racing HQ Microlink House, Brickfield Lane, Southampton SO53 4DP (RYA Ref:0090010217)	07880794014 (M)	sophie@m2mracing.com	M2M					Snr	Off	Coast	508	Elec	Snr	Off	Coast	508	

Name & Address	Tel Numbers	Email	Club/ ORG	OOD	Safety Officer	Race Secretary	Time Keeper	Scrutineer		Measurer		Commissioner
Payne Gary 2 The Ridge, Cowes Isle of Wight PO31 8QN (RYA Ref:009026071)	01983 291535 (H) 01983 292521 (W) 07814 918105 (M)	gap52@tiscali.co.uk	UKOBA BPRC					Snr	v	Snr		
				Off	v	Off	v					
				Coast		Coast						
				508	Approved	508						
				Elec	v							
Pedersen Tom 45 Wilverley Place Blackfield Southampton SO45 1XW(RYA 000126566)	07779229785 (M)	tom_pedersen@rnli.org.uk	P1		Coastal			Snr		Snr		
				Off		Off						
				Coast		Coast						
				508		508						
				Elec								
Peppit Sophie 152 Fanshawe Crescent Dagenham Essex RM9 5DJ (RYA Ref: 920503040)	075403 98067 0208 595 5296	slp666@hotmail.co.uk					v	Snr		Snr		
								Off		Off		
								Coast		Coast		
								508		508		
								Elec				
Pocknell John 43 Beamish Road Canford Heath Dorset BH17 8SB (RYA Ref:009119911)	01202 669941 (H) 07916 149246 (M)	paramed112@btinternet.com	UKKFORC		Coastal			Snr		Snr		
				Off		Off						
				Coast		Coast						
				508		508						
				Elec								
Prigent Robert Maison des Amis,Braye Rd Clos, Braye Rd Vale, Guernsey GY3 5PD (RYA Ref:009036455)	01481 255975 (W) 01481 241696 (H) 07781 101811 (M)	bobprigent@cwgsy.net	GPA					Snr	v	Snr		
				Off		Off						
				Coast		Coast						
				508		508						
				Elec								
Pritchard Michael 32 Barton Drive, Hamble Southampton SO31 4RE (RYA Ref:920189391)	07753 626635 (W) 07768 716073 (M)	mickpritchard@googlemail.com	P1		Coastal			Snr		Snr		
				Off		Off						
				Coast	Approved	Coast						
				508		508						
				Elec								
Puddifoot John Holme Oak Cottage Pilly Street, Pilly Lymington SO41 5QP (RYA Ref:000P41447)	01590 673222 (H)	john.puddifoot@outlook.com	RYA					Snr		Snr		UIM
				Off		Off						
				Coast		Coast						
				508		508						
				Elec								
Purnell Martin 4 Caversham Close Hamworthy, Poole Dorset BH15 4QN (RYA Ref:000072849)	07973 675160 (M)	martinpurnell@aol.com	ORDA/RMYC					Snr	v	Snr		
				Off		Off					v	
				Coast		Coast						
				508		508					v	
				Elec								

Name & Address	Tel Numbers	Email	Club/ ORG	OOD	Safety Officer	Race Secretary	Time Keeper	Scrutineer		Measurer		Commissioner
Purnell Gillian 4 Caversham Close Hamworthy, Poole Dorset BH15 4QN (RYA Ref:920431131)	07866 532232 (M)	gilpurnell@yahoo.com	RMYC			v		Snr		Snr		
		-						Off		Off		
								Coast		Coast		
								508		508		
								Elec				
Reed Christopher G Sheris, 4 Greenhill Ave Winchester, Hampshire SO22 5ED (RYA Ref:000128070)	01962 862562 (H)	chris_reed545@btinternet.com	UKOBA				v	Snr		Snr		
		-						Off		Off		
	07718 771112 (M)							Coast		Coast		
								508		508		
								Elec				
Reed Laura Sheris, 4 Greenhill Ave Winchester, Hampshire SO22 5ED (RYA Ref:920045950)	01962 862562 (H)	laura.reed545@btinternet.com	UKOBA				v	Snr		Snr		
	01962 845928 (W)	-						Off		Off		
	07718 771112 (M)							Coast		Coast		
								508		508		
								Elec				
Reilly Betty 67 Turner Street, Cliffe, Kent, ME3 7QL (RYA Ref:000127287)	01634 220718 (H)	padnbet@talktalk.net	SEPA				v	Snr		Snr		
		-						Off		Off		
	07582 708230(M)							Coast		Coast		
								508		508		
								Elec				
Ridd Jon 9 Herestone Close, Poole, Dorset BH17 8AS (RYA Ref: 920097807)	01590 646000(H)	-	M2M					Snr		Snr		
	07766 555378(M)							Off		Off		
								Coast	Approved	Coast		
								508		508		
								Elec				
Robert Mickey La Beuverie, 6 Rohais, St Peter Port, Guernsey GY1 1FB (RYA Ref:920226204)	01481 721334 (H)	micky@guernsey.net	GYC					Snr	v	Snr		
	07781 155151 (M)	-						Off	v	Off	v	
								Coast		Coast		
								508	v	508	v	
								Elec				
Robert Neil C'Est Notre Maison, Rue de L'Epine, Vale Guernsey CI GY3 5ER (RYA Ref:920300679)	01481 241334 (H)	neilrobert@cwgsy.net	GPA/GYC					Snr		Snr		
	07781 102647 (W)	-						Off	v	Off		
	07781 192647 (M)							Coast		Coast		
								508		508		
								Elec				
Robinson Anne BA GPS Testing 17-23 Enterprise Ind Est, Bolina Rd Rotherhithe London, SE16 3LF (RYA Ref:000042534)	01481 241334 (W)	anne_gps@hotmail.com	AYC	Offshore & UIM	Offshore		v	Snr		Snr		UIM COMMIS
	0207 7401010 (F)	-						Off		Off		
	07802 947322 (M)							Coast		Coast		
								508		508		
								Elec				

Name & Address	Tel Numbers	Email	Club/ ORG	OOD	Safety Officer	Race Secretary	Time Keeper	Scrutineer		Measurer		Commissioner
Rousell Anthony Flat 2, 4 Durlston Rd Poole, Dorset BH14 8PQ (RYA Ref:000R38753)	01202 741984 (H)	tony_rousell@talk21.com	RMYC					Snr	v	Snr		
	07831 731842 (M)	-						Off	v	Off		
								Coast		Coast		
								508		508		
								Elec				
Salaman Richard 4 Bingham Ave Poole, Dorset BH14 8NE (RYA Ref:000040779)	01202 701666 (H)	richardsalaman@gmail.com	RMYC		Offshore			Snr		Snr		
	07976 701770 (M)	-						Off		Off		
	01202 700641(F)							Coast		Coast		
								508		508		
								Elec				
Sheffield Irene 5 Hilton Rd, New Milton Hants BH25 5EZ (RYA Ref:920313714)	01425 614451 (H)	david_sheffield@sky.com	P1				v	Snr		Snr		
	07545 557969 (M)	-						Off		Off		
	01489 559119(F)							Coast		Coast		
								508		508		
								Elec				
Kathryn Ann Smith 2 Lime Barn, Cooks Lane Wigston,Leicestershire LE18 3TA (RYA Ref:920343036)	07971 673212	kat@bangracing.co.uk	P1					Lap Counter		Snr		
	07801 136187							Off		Off		
								Coast		Coast		
								508		508		
								Elec				
Stanfield Glenn Flat 3 Faber House Market Street, St Peter Port Guernsey GY1 1HF (RYA Ref:920355230)	07781 106948(M)	gstanfield@guernsey.net	GPA/GYC P1					Snr		Snr		
		-						Off	Approved	Off		
								Coast		Coast		
								508		508		
								Elec				
Stickler Faye 81 Frensham Road Southsea PO4 8AE (RYA Ref: 920468910)	07920 762527	faye@zapcat-racing.com	Zapcats					Lap Counter		Snr		
								Off		Off		
								Coast		Coast		
								508		508		
								Elec				
Stickler Jamie 81 Frensham Road Southsea PO4 8AE (RYA Ref: 920168481)	07920 762468	jamie@zapcat-racing.com	Zapcats					Zapcat	v	Snr		
										Off		
										Coast		
										508		
Swann Jill Port Werburgh,Vicarage Lane Hoo, Rochester, Kent ME3 9TW (RYA Ref:920138244)	01634 252691(H)	jillswann@barges.co.uk	UKFFORC				v	Snr		Snr		
	07885 829636(M)	-						Off		Off		
								Coast		Coast		
								508		508		
								Elec				

Name & Address	Tel Numbers	Email	Club/ ORG	OOD	Safety Officer	Race Secretary	Time Keeper	Scrutineer		Measurer		Commissioner
Tapp Lesley	01984 631645 (H)	lesleytapp@hotmail.co.uk	M2M				Lap Counter Time Keeper	Snr		Snr		
Harrow Lodge	01823 259444 (W)							Off		Off		
Whitehall, Watchet	07879 240737 (M)							Coast		Coast		
Somerset TA23 0BD								508		508		
RYA Ref: 920497606								Elec				
Taylor Norman	001622 693975(H)	no email	AYC					Snr	√	Snr		
100 Allington Way								Off	√	Off	√	
Maidstone, Kent								Coast		Coast		
ME16 OHN								508	√	508	√	
(RYA Ref:920185824)								Elec	√			
Trott Roy		roy.trott@btinternet.com	OCRDA	Offshore				Snr		Snr		
Lauraleigh, Leigh Bridge,								Off		Off		
Harberton, Totnes								Coast		Coast		
Devon TQ9 7SR								508		508		
(RYA Ref:920014505)								Elec				
Trott Sarah	01803 847820(H)	crazycreations1@btinternet.com	OCRDA			Offshore	√	Snr		Snr		
Lauraleigh, Leigh Bridge,	01803 847820(F)							Off		Off		
Harberton, Totnes	07870 044893(M)							Coast		Coast		
Devon TQ9 7SR								508		508		
(RYA Ref:920321016)								Elec				
Tuck Eric	0151 7245387 (H)	erictuck@btconnect.com	OCRDA ORDA	UIM Offshore				Snr		Snr		√
85 Rosemont Road	07831 429014 (M)							Off		Off		
Aigburth								Coast		Coast		
Liverpool L17 6BY								508		508		
(RYA Ref:000095621)								Elec				
Kelly Walsh	07719 525143 (M)	Kelly@zapcat-racing.com	Zapcat					Lap Counter				
33 Hamhaugh Island												
Shepperton												
TW17 9LP												
(RYA Ref: 920504096)												
Carol Watt	05601 093193 (H)	carol.watt@hp.com	M2M				√	Lap Counter		Snr		
12 Pottery Close								Off		Off		
Poole	07765 898883(M)							Coast		Coast		
Dorset BH14 8RF								508		508		
(RYA Ref:920317236)								Elec				
Wheeler Adam	07801 659465(M)		P1	Coastal	Coastal			Snr		Snr		
7 Scott Paine Drive,								Off		Off		
Hythe, Southampton								Coast	Approved	Coast		
SO45 6JY								508		508		
(RYA Ref:920076857)								Elec				

Name & Address	Tel Numbers	Email	Club/ ORG	OOD	Safety Officer	Race Secretary	Time Keeper	Scrutineer		Measurer		Commissioner
Whittle Keith 4 Links View Road, Hampton Hill, Hampton Middlesex TW12 1LA (RYA Ref:920004491)	0208 9774491(H)	kwhittle111@yahoo.co.uk	SWSC					Snr		Snr		
	02392 637222(W)	-						Off		Off		
	07768 311580(M)							Coast	√	Coast	√	
								508		508		
								Elec	√			
Williams Barrie The Croft, Millcroft Road Cliffe, Rochester, Kent ME3 7QN (RYA Ref:000032487)	01634 221606(H)	b.williams5@btinternet.com	SEPA	√	√			Snr		Snr		√
	07738 637912(M)	-						Off		Off		
	07738 637912(M)							Coast		Coast		
								508		508		
								Elec				
Williams Sheena The Croft, Millcroft Road Cliffe, Rochester, Kent ME3 7QN (RYA Ref:920367667)	01634 221606(H)	sheena.williams3@btinternet.com	SEPA				√	√	Snr		Snr	
	01634 222281(F)	-							Off		Off	
	07968 034778(M)								Coast		Coast	
									508		508	
									Elec			
Wilson Peter 32a Barton Lane, New Milton Hants BH25 7PN (RYA Ref:920011611)	01425 610430(H)	no_email	Zapcat						Snr		Snr	
	01590 670787(F)	-							Off		Off	
									Coast	Approved	Coast	
									508		508	
									Elec			
Windsor Sally 110 Owls Road, Verwood, Dorset BH31 3HL (RYA Ref: 009108391)	07802 291701(M)	sally.windsor@btinternet.com	RMYC						Snr		Snr	
									Off		Off	
									Coast		Coast	
									508		508	
									Elec			
Younger Adam Stonefold Hamstead Road, Isle of Wight PO41 OYA (RYA Ref:920036033)		adam@adamyoungerdesign.com	BPRC						Snr		Snr	
		www.k4plus.com							Off		Off	√
		www.adamyoungerdesign.com							Coast		Coast	
									508		508	
									Elec			
Zelley Alan 19 Freshwater Close Portland, Dorset DT5 2ES (RYA Ref:000077372)	01305 860481(H)	-	UKOBA						Snr	√	Snr	
		-							Off	√	Off	√
		-							Coast		Coast	
									508	√	508	
									Elec	√		