



17FT 6IN WHAMMEL BOAT 'COASTAL' VERSION



Dayboat Single Cockpit Layout

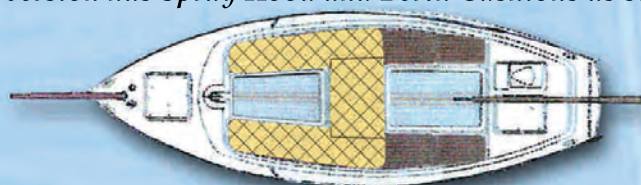


Dayboat Twin Cockpit Layout
with Central Storage Locker



Choice of Cockpit Layouts

'Weekender' layout with 2 berths in forward cockpit
(This version has Spray Hood and Berth Cushions as standard)



General Dimensions

Length Overall	- 21ft	6.470m	Sail Area:	-165sq ft	15.3sq m
Hull Length	- 17ft 6in	5.470m	Main	- 125sq ft	11.6sq m
Load Waterline	- 15ft 6in	4.727m	Jib	- 40sq ft	3.7sq m
Deck Beam	- 6ft 5in	1.868m	Outboard Engine	- 2.5HP to 4.0HP	
Waterline Beam	- 5ft 4in	1.607m	Crew	- 1 to 7 Persons	
Draught	- 1ft 7in	0.48m	All up towing weight - boat, equipment and trailer, approx 740kg to 850kg depending on options selected.		
Weight Approx.	- 10.8cwt	550kg	Easily towed by a family sized car		
RCD Category	- C				

Character Boats



Unit 1, Rowley Trading Estate, Allenby Road, Lytham St. Annes, Lancashire FY8 2DG
Telephone & Fax 01253 727004
www.characterboats.co.uk

Character Boats



17FT 6IN 'COASTAL WHAMMEL'

17FT 6IN 'COASTAL WHAMMEL'

● Seaworthy shoal draft sailing craft

The craft is based on the renowned Morecambe Bay Whammel working fishing boats. Time proven over 150 years the hull shape was favoured by the local fishermen having full built in buoyancy and being exceptionally seaworthy. In earlier days, during the Summer months, these craft were also used at local regattas and to supplement their income the fisherman would carry holiday makers on trips around Morecambe Bay. With the passage of time these craft became popular as stable day sailing craft for sailing schools, single-handed and for family sailing.

● Safe enclosed cockpit

The 'Coastal' version of the Whammel Boat was developed at the request of owners who wished to make short coastal passages and required some protection from the elements and extra locker space for storage of cruising gear. She has protection provided by the long foredeck linking with side and stern decks. The deep secure cockpit affords comfortable seating, and is surrounded by a raised coaming. Added protection is offered by the optional spray hood on folding stainless steel frame which is quick and easy to erect. This is open aft on the 'dayboat' version but on the 'weekender' version it has a zip in back panel to enclose forward cockpit/sleeping area.

● Storage lockers

The craft has a large foredeck locker, 4 x side lockers beneath the seats in the cockpit plus a stern locker alongside the engine well which will hold an auxiliary fuel tank. There is also the option of a large central storage locker giving a twin cockpit layout. This central locker will easily accommodate a modern 4 stroke outboard engine plus other cruising gear. The wide opening lid forms a convenient table top area in the cockpit and gives extra seating.

● Engine

The craft accepts a standard shaft length outboard engine which mounts in a well within the cockpit where it is safe and easy to operate. We recommend modern 4 stroke engines of between 2.5hp. to 4hp. which will comfortably propel the craft at full hull speed at sea on half throttle. The Yamaha 2.5hp./4 stroke or 4hp. make the neatest installations and are the preferred choice. The 4hp. model has the option of a remote tank giving a longer cruising range without refuelling.

● Sturdy construction

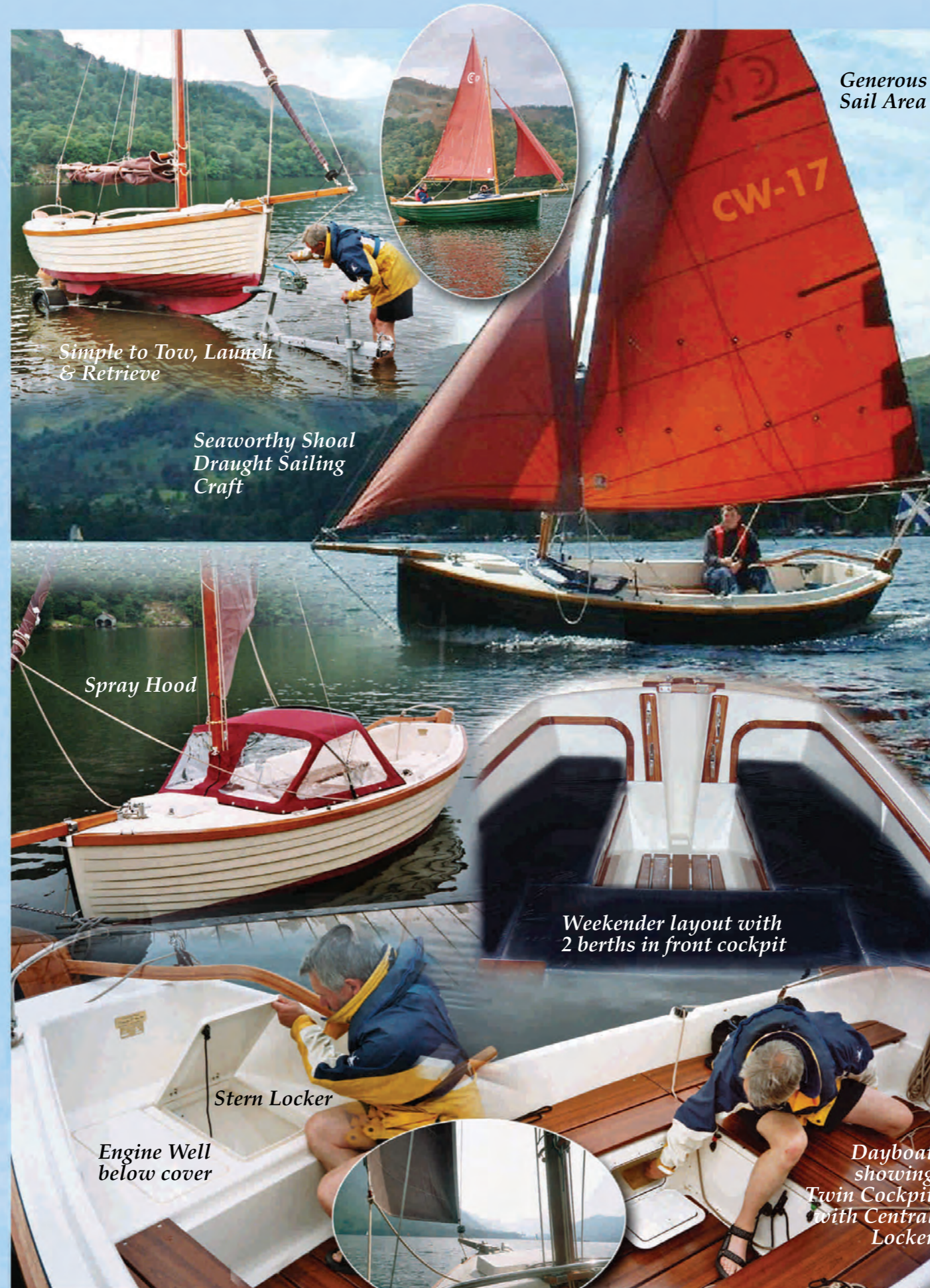
The hull is sturdily built with hand laid grp and has full built in rigid buoyancy. There are substantial protective keel bands on the main keel and bilge runners. The substantial hardwood gunwhales are both attractive and easy to maintain.

● CE Certification

This vessel is CE marked in line with the EU Recreational Craft Directive and has been physically tested and is certified as a Category C vessel for up to seven persons. (Category C = capable of handling conditions with mean wave heights of 2 metres and where Beaufort wind force 6 may be experienced.)

● Stability with sparkling performance

The craft has a generous sail area which gives sparkling sailing performance to match many a modern craft. The rig is a high peak Gaff Sloop which is efficient and highly practical and keeps the Mast to a similar length to the boat for convenience when towing. There is a choice between a furling drum or the option of a roller reefing spar for the foresail. The craft is stable and unlike many modern designs will 'hove to' comfortably. She is equipped to be reefed afloat in less than two minutes - a huge safety factor.



Generous Sail Area

Simple to Tow, Launch & Retrieve

Seaworthy Shoal Draught Sailing Craft

Spray Hood

Weekender layout with 2 berths in front cockpit

Stern Locker

Engine Well below cover

Dayboat showing Twin Cockpit with Central Locker

● Simple to step mast single-handed

The mast is a similar length to the boat, making it easy to stow for travelling. Being light in weight and keel stepped it is easy to stand without needing assistance. It is then held within the opening mast gate where it will free stand securely while you attach the stays - no hassle or drama!

● Towing & launching

The long shallow keel has evolved for beach use and enables the craft to be launched or grounded in shallow water and then recovered to her trailer, with minimal effort. The trailer is unique and purpose designed for the craft. It is of low loading design with a cranked axle and waterproof bearing savers plus self aligning guides and a powerful two speed winch. The combination of hull and keel shape plus trailer features makes launching and recovery in shallow water simple and easy even single-handed. The craft is easily towed by a typical family sized car.

● Cockpit layouts

The craft is available with a choice of three different cockpit layouts.

- For sailing schools and use by larger groups as a training dayboat there is the single cockpit layout giving a long clear cockpit for easy rotation of helmsman and crew.
- For family leisure day sailing use there is the twin cockpit layout with central locker. This gives a sailing cockpit plus a passenger cockpit with the central locker giving a convenient table top area in the cockpit and provides extra seating.
- The 'Weekender' has twin cockpit layout but the forward cockpit area has two berths which extend partly under the foredeck for camping afloat. This version always has as standard the sprayhood on folding s/s frame plus the zip in back panel and the berth cushions all of which are included in the basic price for this layout of boat.

● Choice of trim and equipment levels

Craft are offered at two levels of trim to suit owners requirements. The 'Leisure' version has less woodwork trim in the cockpit and white cordage whereas the 'Traditional' de-luxe version have polished stainless steel fittings, wooden plinths to bulkhead halyard cleats and the running rigging is upgraded to natural buff coloured braided hempline (see specification sheet). The sailing performance is similar irrespective of trim level chosen.

● Optional Equipment

Optional items such as - roller reefing spars, anchor and warp, fenders, trailer wheel clamps etc. are available from our chandlery. Depending on use of craft there is also a choice of boat covers. For craft kept ashore and trailer sailed there is an 'overall cover' which has a skirt around the gunwale and gives maximum protection. For craft kept afloat on a mooring then the 'cockpit style cover' is the popular choice which clips around the cockpit coaming leaving the decks clear for access. On either type the apex of the cover is supported by the boom and there is a zipped opening with velcro storm flap. A stump mast and quick release straps are also included for use when towing.

We are always pleased to offer advice and discuss the craft and options available. We can provide terms of business and a written firm price quotation upon request once we know your choice regarding version, rig and optional equipment required.

Trial sails are available in the Lake District for prospective purchasers by prior appointment with Character Boats.

We have a policy of continual product development and reserve the right to amend and upgrade specification without further notice. Latest specification is confirmed at quotation stage. E&O.E.

Character Boats have been established over 30 years and are BMF members.