

March 2007

Pevensey Bay Sailing Club



Pevensey Bay
Sailing Club

Sailing Instructions for Club Racing

1 Rules

Racing will be governed by the Racing Rules of Sailing (RRS), the prescriptions of the RYA, the rules of the appropriate classes, except as changed in the sailing instructions, and by these sailing instructions, including changes made in compliance with instructions 3 & 4

2 Entries

2.1 Conditions of entry

The safety of a boat and her entire management including insurance shall be the sole responsibility of the owner/person in charge who must ensure that the boat and crew are adequate to face the conditions in the course of the race. Neither these sailing instructions nor any inspection of the boat limits or reduces the absolute responsibility of the owner/person in charge for the crew, the boat and her management. The race organiser shall not be responsible for any loss, damage, death or personal injury how so ever caused to the owner/ person in charge or crew, as a result of their taking part in the race or races. Moreover, every owner/person in charge warrants the suitability of the boat for the race or races.

2.2 Eligibility

2.2.1 Eligibility requirements for boats are that they have:

- A valid measurement certificate (where applicable for the class),
- Third party insurance in the sum of not less than £2,000,000,
- A declaration to this affect being signed with the membership form,

2.2.2 Eligibility requirements for competitors is that they must be fully paid up members of the club.

2.3 Race validity

A race will be considered void unless there is a minimum of three starters.

2.4 Safety regulations

2.4.1 The requirements of this SI are specified for the safety of competitors who should note their responsibilities as laid down in RRS Part 1 (Fundamental Rules) and particularly Rule 4 (Decision to Race).

2.4.2 RRS Rule 40 is changed in that adequate buoyancy must be worn.

- 2.4.3** If in the opinion of the sailing committee a boat's buoyancy equipment is not efficient the boat will not be allowed to take part in further races organised by the club until efficiency is established.
- 2.4.4** A boat may be entered for a race by signing on. A declaration sheet for this purpose will be posted on the notice board in the entrance hall. The boat number class of boat, helmsmen and crew must be entered at least 10 minutes before the start of the race, or 10 minutes before the first start of a series of races consecutively.
- 2.4.5** On returning ashore, the declaration sheet must be 'signed off' to indicate that the crew are safely ashore. The crew of a boat retiring from a race must notify the race office as soon as possible and declare this by writing RTD on the declaration sheet. This sheet will be removed 30 minutes after the last boat finishes.
- 2.4.7** A boat will face possible disqualification from the race through failure to comply with any part of paragraph 2.4
- 2.4.8** Failure to comply with any part of paragraph 2.4 shall not be grounds for protest by another boat this changes RRS Rule 60.1

3 Notice to competitors

Notices to competitors will be posted on the race notice board located on the ground floor of the club house in the entrance lobby.

4 Changes in sailing instructions

Any change to the sailing instructions will be posted no less than 30 minutes before the advertised start time of the race concerned.

5 Signals made ashore

- 5.1** Flag signals will be displayed from the club house flag.
- 5.2** Light signals controlled by *smart race* will be displayed from the balcony.

6 Schedule of races

The schedule of races is given in the sailing programme. Any change to the schedule will be published on the main notice board at least 4 weeks before taking place, except delayed times of afternoon races which will be posted on the race notice board and announced over the club public address.

7 Class flags

When using flags to control a race, class flags will be defined in the race notice board.

8 Racing area

- 8.1** The sea area defined between the beach and the lime green boys to the east of the club is for safe swimming. Extreme caution should be used if a boat enters this area.
- 8.2** The courses shall be within an area no more than approximately 1 nautical mile from the club house.

9 The Course

- 9.1** The course, order of rounding marks and either the number of round or proposed race duration shall be displayed on the course board in the porch of the club house no later than 20 minutes before the starting signal of the race or races concerned.
- 9.2** In the event that a course needs to be reversed after competitors are on the water, flags L over R shall be displayed with one sound signal.
- 9.3** Where proposed race duration is indicated, the end of a race will be controlled by shortening course. When a shortened course is indicated by either *smart race* light signal or flag S all boats shall finish next time they cross the finish line while having continued to sail the course.

10 Marks

The marks will normally be orange spherical buoys unless otherwise defined on the course board.

11 Race control

Club racing will normally be controlled using the *smart race* light sequences instead of flags. The light sequences will be as defined on the main notice board. However the *smart race* light sequences are not designed to cover all situations that may need signalling and should such a case arise, any flag flown at the same time will take precedence. Alternatively races may be controlled by flags only in the conventional manner as prescribed in the RRS.

12 Race start

Races will be started according to, or in the spirit of, RRS rule 26 as follows:

- 12.1** All starts will follow the 5-4-1 minute sequence.
- 12.2** When race control is under *smart race* the light sequence will be as defined on the main notice board.
- 12.3** When race control is under flags the flag sequence will be as defined in RRS rule 26.
- 12.4** The warning signal for each succeeding class shall normally be made one minute after the starting signal of the preceding class.
- 12.5** For multiple starts, the sequence of starts shall be indicated on the race notice board.
- 12.6** The starting line is defined as a seaward extensions of the line between the flag pole on the club house and a transit pole on the beach surmounted by a diamond shape. The seaward limit is defined by a floating mark known as the 'limit mark', on or near the line. Boats must start inside the limit mark and pass inside of it on each round.
- 12.7** Boats who's warning signal has not been made shall keep clear of the starting area and of all boats whose warning signal has been made.
- 12.8** A boat shall not start later than 4 minutes after her starting signal.

13 Race finish

- 13.1** When a shortened course is indicated either by a single *smart race* light of flags S all boats will finish when they cross the finish line completing the lap they are on.
- 13.2** The finishing line will be between the club house flag pole and the limit mark. Boats that have finished must stay clear of and not re-cross the finishing line in either direction.

14 Penalty systems

For the catamarans, RRS rule 42.2 is amended such that the 720° turn is replaced by a 360° turn.

15 Time limits

RRS rule 35 is changed such that the time limit shall be 120 minutes unless prescribed otherwise. Furthermore in the first of two back-to-back races boats failing within twenty minutes of the first boat to finish may be scored Did Not Finish to enable the second of two back-to-back races to be started without undue delay.

16 Protests

- 16.1** Protests shall be written on forms available at the race office and delivered to the race officer within one hour after the time of the last boats finish.
- 16.2** The protest committee will be formed from at least 3 members of the club. The chairman of the protest committee must be a member of the sailing committee or their nominee.
- 16.3** The decision of the protest committee will be notified to the parties concerned and will be posted on the club notice board.

17 Scoring system

- 17.1** The low point scoring system, RRS Rule A4.1, will apply A4.2 will not apply in that Rule A9 will apply to all club races.
- 17.2** For a short series, the number of races to count shall be one less than the number of races completed, except when only two races are completed, in which case they will both count.
- 17.3** For a long series, the number of races to count shall be one half of the number of races completed (rounded up), plus one.

18 Personal communications

While racing, a boat shall neither make radio transmissions nor receive radio communications not available to all boats this restriction includes the use of mobile phones.

19 Feedback

This club implements the RYA racing charter (to be found in the racing rules of sailing 2005-2008) and thereby encourages constructive feedback to help improve the racing we provide for boats. Please discuss any issues with a flag officer or official in the race management box. Equally, honesty in sailing rule application and respect for all other members, is expected and key to fair and enjoyable racing.

Annex C

Racing Under Lights

The SmartRace Manual describes the light sequence generated by the SmartRace program at pages 2.8 & 2.9.

Start sequences are automatically generated by SmartRace.

Other light signals are generated manually by clicking on the appropriate boxes on the Smart Race display as described in the smart Race manual.

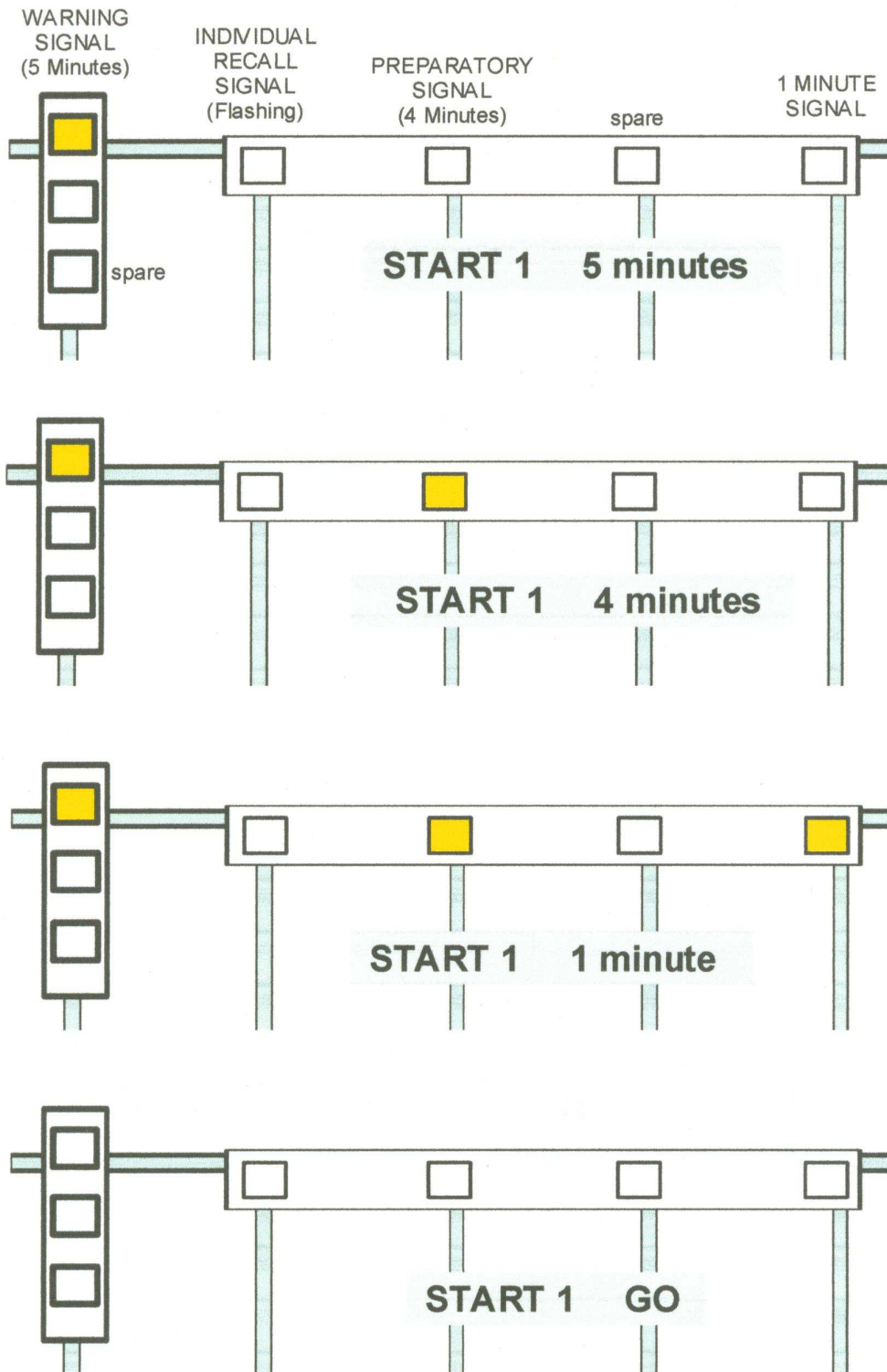
Postpone:	See manual page	2.7
Recalls:	See manual pages	2.10 & 2.11
Shorten course:	See manual page	2.14
Finish:	See manual page	2.14
Abandon Sailing:	See manual page	2.20

Not all possible signal requirements are met by SmartRace light signals. Where necessary flags should be used to supplement the Smart Race signals.

Example: To notify a course reversal (as described in then Club Sailing Instructions 9.3) flags L over R should be flown with an accompanying single sound signal.

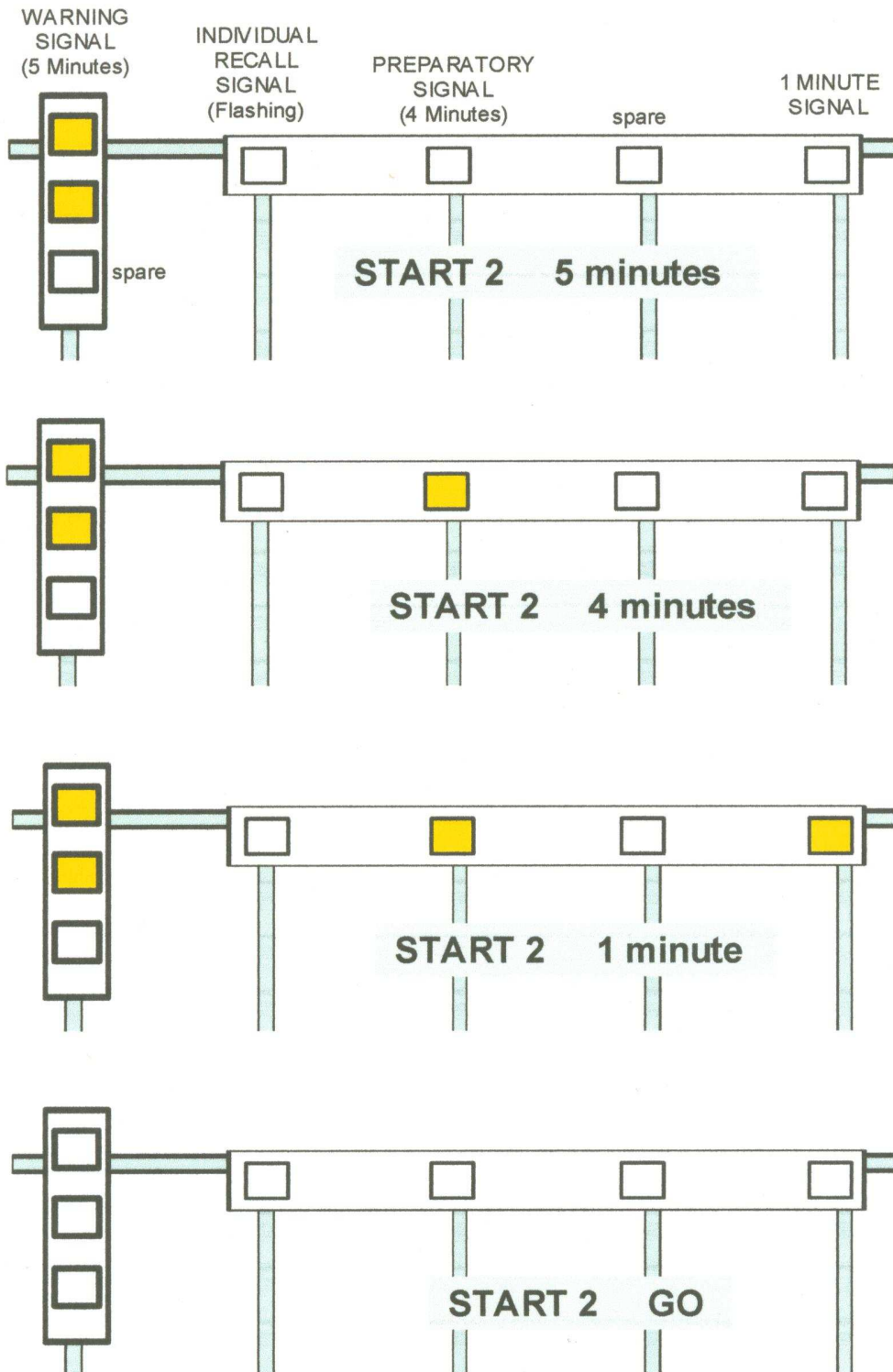
LIGHT SIGNALS

SINGLE START or FIRST START of multiple starts

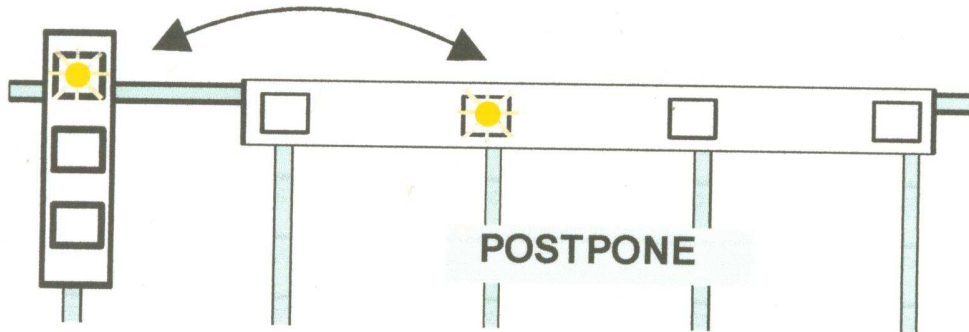


LIGHT SIGNALS

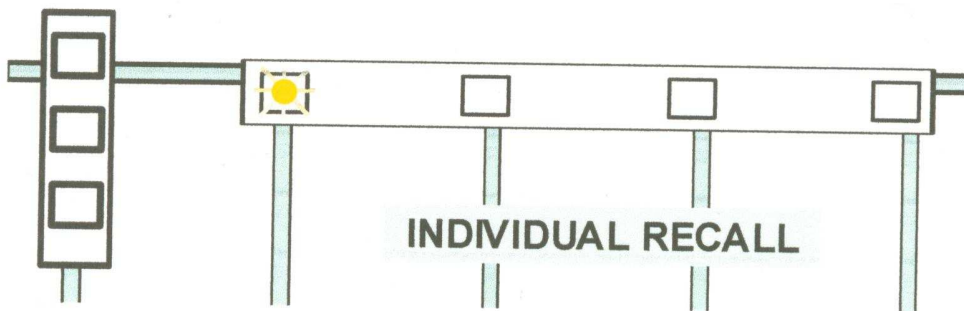
SECOND START




COMMON LIGHT SIGNALS



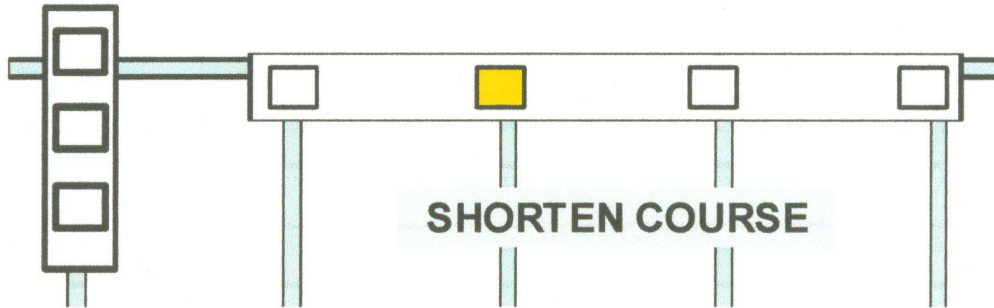
2 lights flashing alternately



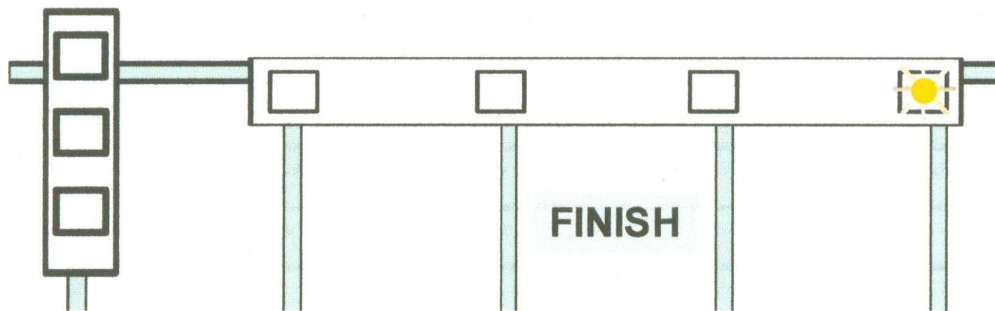
one flashing light



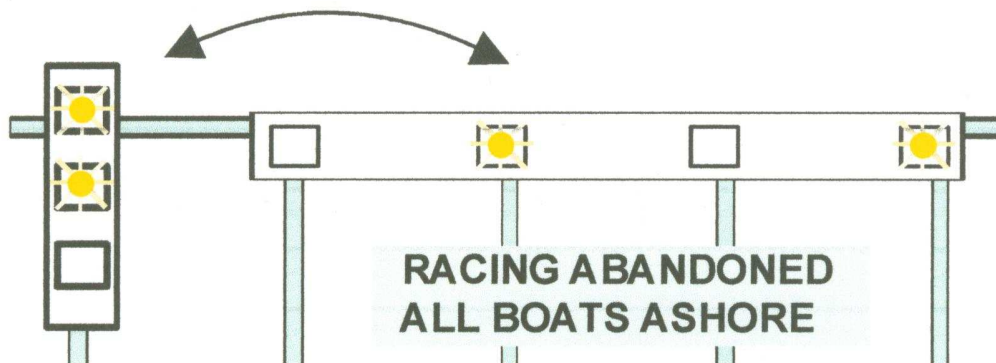
three flashing lights



one continuous light



single flash



2 x 2 lights flashing alternately

Annex D

Racing Under Flags

Diagrams of all flags likely to be used in normal club racing are shown on the following page.

Note: Flags used as of May 2005 where all fleets are handicap, hence no class flags are used.

Instead
And

Flag numeral 1 is used as the class flag for start 1
Flag numeral 2 is used as the class flag for start 2

RACE SIGNALS WHEN USING FLAGS

IN THE EVENT OF A POWER OR COMPUTER FAILURE
THE FOLLOWING FLAGS WILL BE USED

