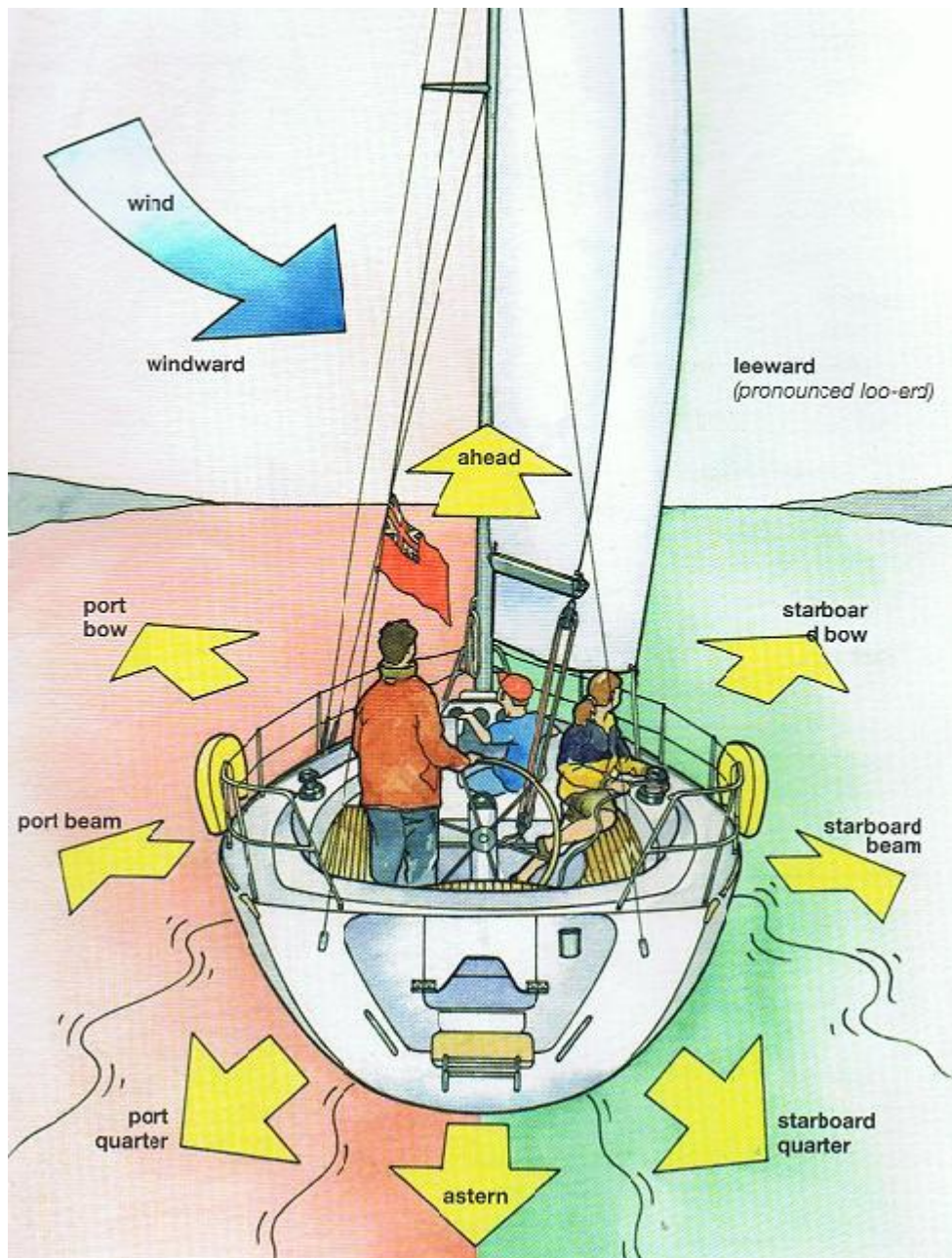




COMPETENT CREW PRECOURSE READING MATERIAL

Thank you for booking with Endeavour Sailing for your Competent Crew Course and the following literature has been designed to help you with learning some of the key words you are going to hear during your course.

Please do not worry though if you cannot remember it all as you will be taught it all during your week with us.





Rolling hitch

Used when you need a knot that won't slip when pulled at an angle. Ideal for taking the strain off another rope.



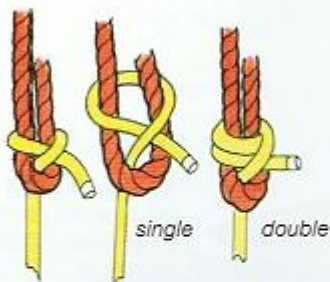
Round turn and two half hitches

Multipurpose knot. Can be untied under tension.



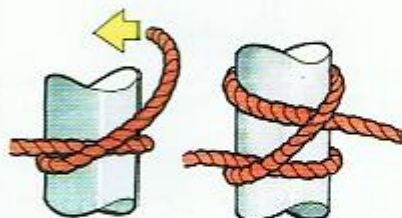
Reef knot

Mainly used for tying in reef points. Not very secure.



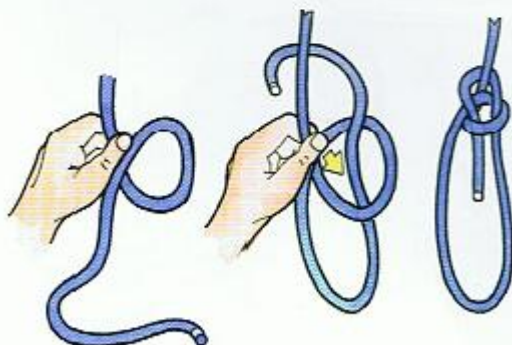
Sheet bend

Used for joining two ropes.



Clove hitch

Quick to tie and easy to adjust. Ideal for securing fenders.

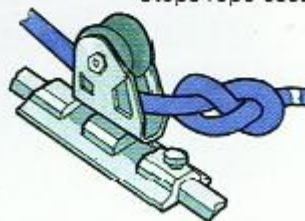


Bowline

Makes a fixed eye in a rope which is very secure but can't be untied under tension. Many uses such as attaching jibsheets to sails and for loops in mooring lines.

Figure of eight

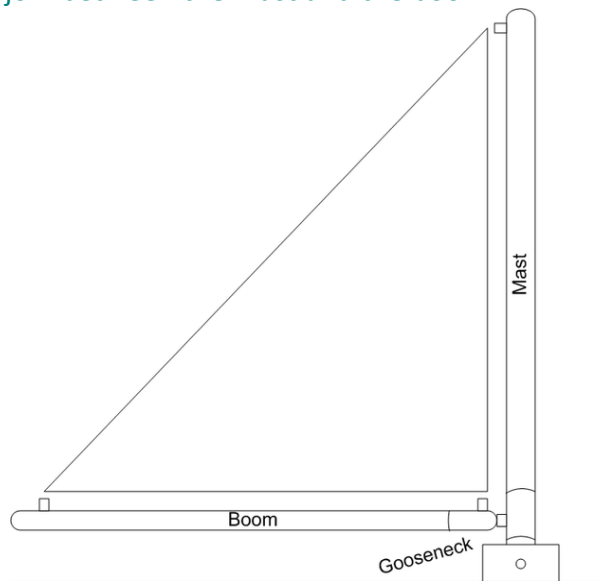
Easy to tie stopper knot - stops rope escaping.



GLOSSARY OF TERMS

Listed below are a few of the strange nautical terms you will hear and be using throughout your competent crew course. In sailing every thing has a different word, left is port, right is starboard, the toilets are the heads and on it goes...

PORT	The left hand side of the boat facing towards the front of the boat (bow)
STARBOARD	The right hand side of the boat facing towards the front of the boat (bow)
STERN	The back of the boat (Blunt end!)
BOW	The front of the boat (Pointy end!)
MIDSHIPS	Is the middle of the boat, halfway between the stern and the bow
MAST	The mast of a sailing ship is a tall, vertical spar (pole, sticky thing!) which supports the sails.
BOOM	A boom is a horizontal spar (pole), along the foot (bottom) of the main sail, coming out from the mast.
GOOSENECK	The join between the mast and the boom



WINCH	A winch is a mechanical device that is used to pull in (wind up) or let out (wind out) or otherwise adjust the "tension" of a rope
-------	--

Winch with a winch handle



HULL The watertight body of a ship or boat. Above the hull comes the superstructure. The line where the hull meets the water surface is called the waterline.

HEAD SAIL/FORE SAIL/JIB/GENOA

These words are used to describe the same sail, ie the one that is at the front of the boat. Strictly speaking a Jib does not pass the mast and a Genoa does (see diagram).

a) Jib



b) Genoa

MAINSAIL A mainsail is the most important sail raised from the mast of a sailing vessel.



ANCHOR Any of various devices dropped by a chain, cable, or rope to the bottom of a body of water for preventing or restricting the motion of a vessel or other floating object, typically having broad, hooklike arms that bury themselves in the bottom to provide a firm hold




WINDLASS An anchor windlass is a machine that restrains and manipulates the anchor chain and/or rope on a boat, allowing the anchor to be raised and lowered.



MOORING BERTH Securing the boat by means of cables, anchors, or lines
Berth is the term used in ports and harbours to define a specific location where a vessel may be berthed (parked!). Most berths will be alongside a quay or a jetty (large ports) or pontoons (small harbours and marinas).

RUDDER A rudder is the device used to steer the ship
PROPELLER A propeller is a type of fan which transmits power by converting rotational motion into thrust and pushing the boat through the water



FENDER A bumper used to keep boats from banging into docks or each other.



Fenders

ROPES: (There is only one piece of rope on a boat the bell rope. the rest, if you have not guessed already, all have different names..)

HALYARD: A halyard is a line (rope) that is used to hoist a sail, a flag

SHEET: A sheet is a rope used to control the sail

LINE: A rope used to more secure the vessel

HATCHES Windows on a boat

GALLEY Kitchen

HEADS Toilet