

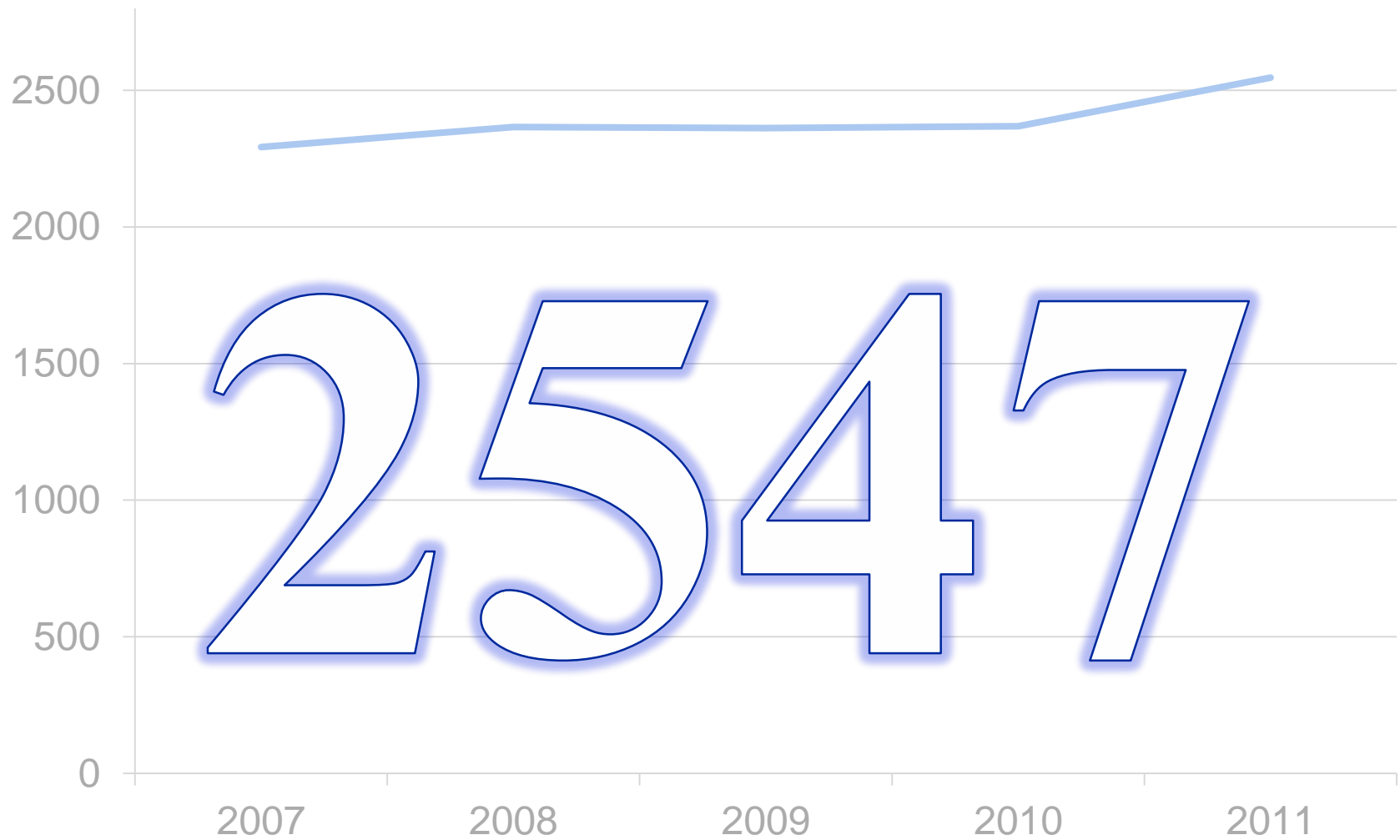
STANDARD HORIZON



SRC Assessor Conference **2012**

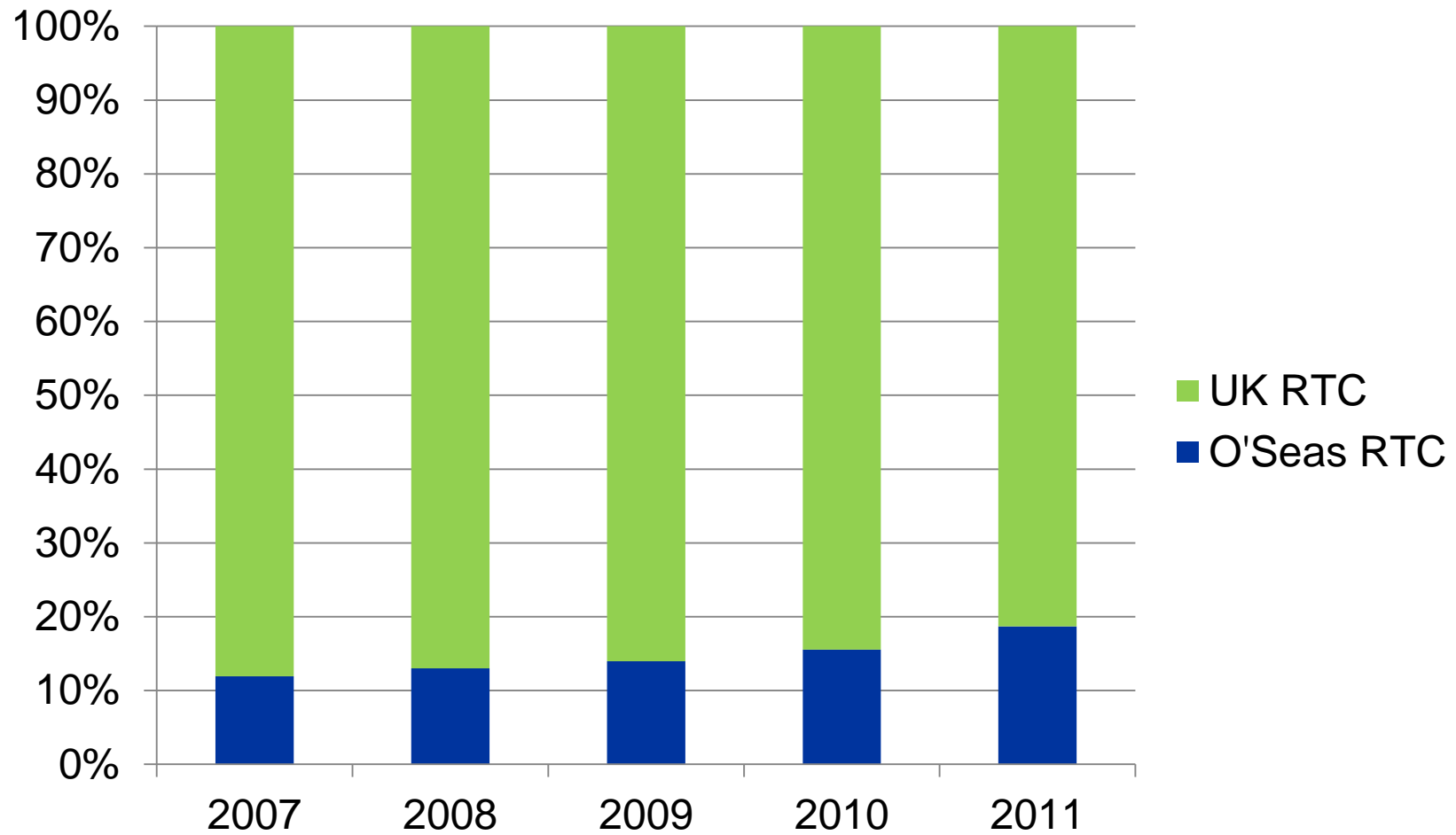


Total number of RTCs





Percentage split of RTCs



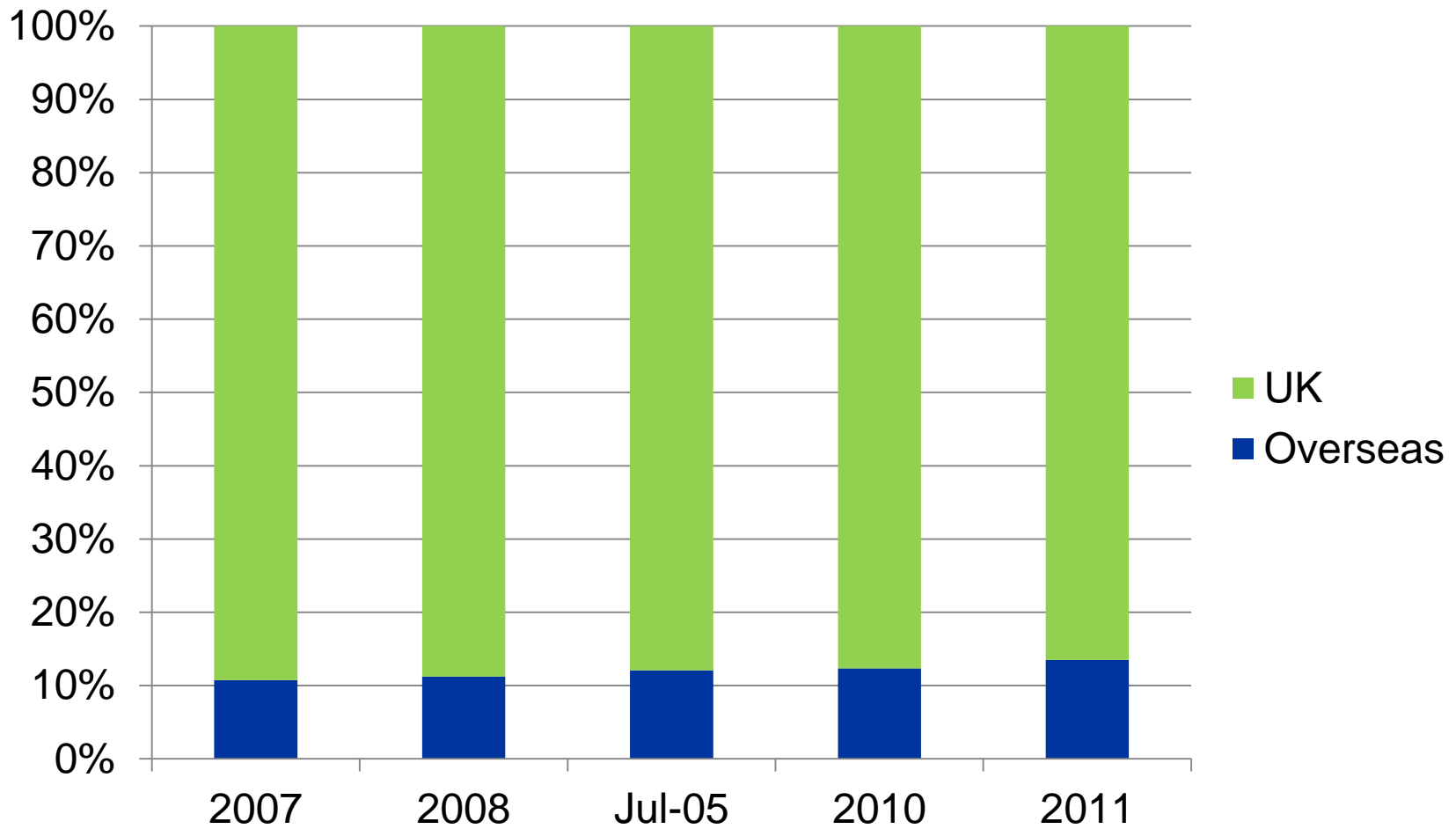


Theory RTCs



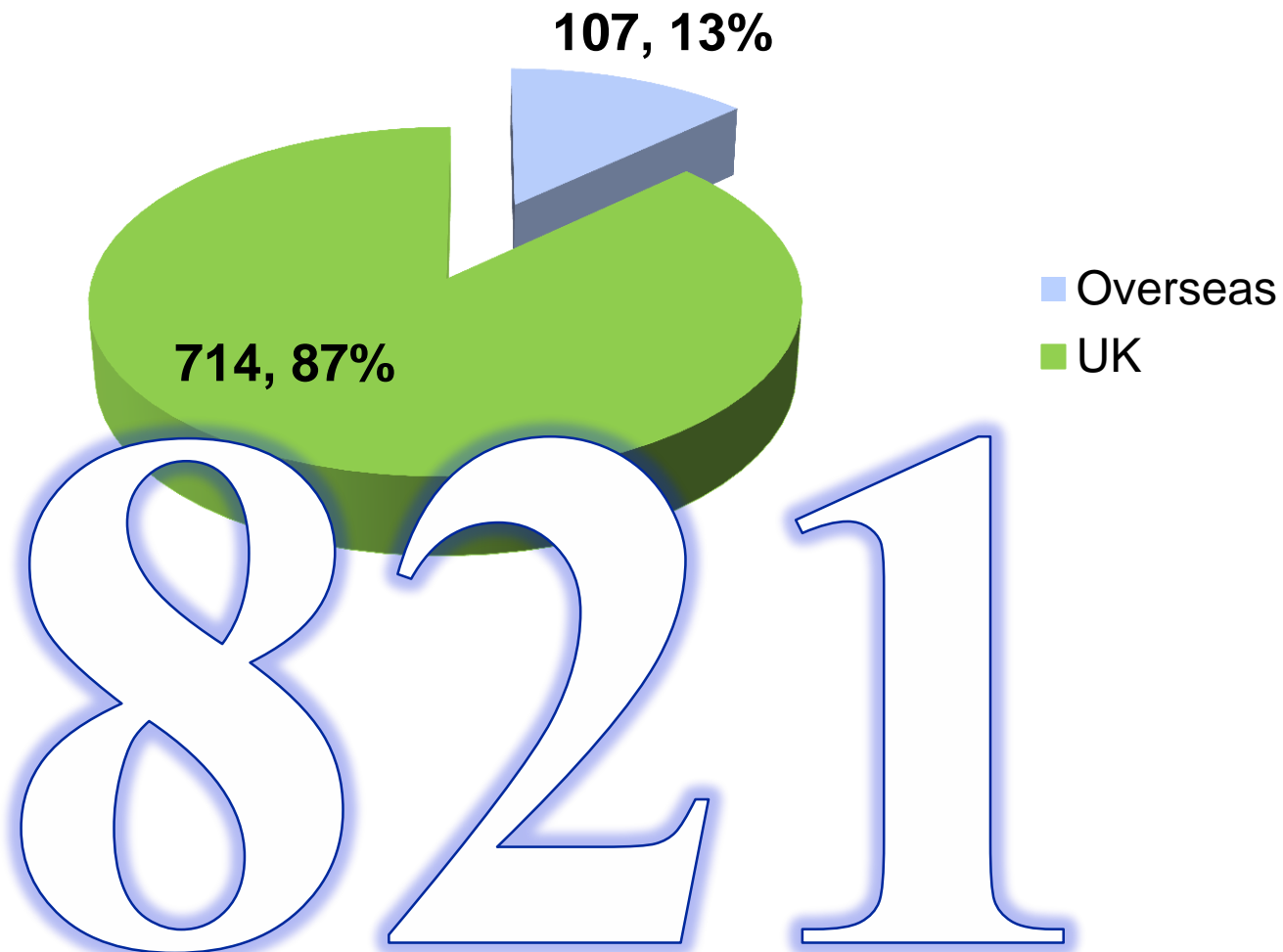


Theory RTCs by geography



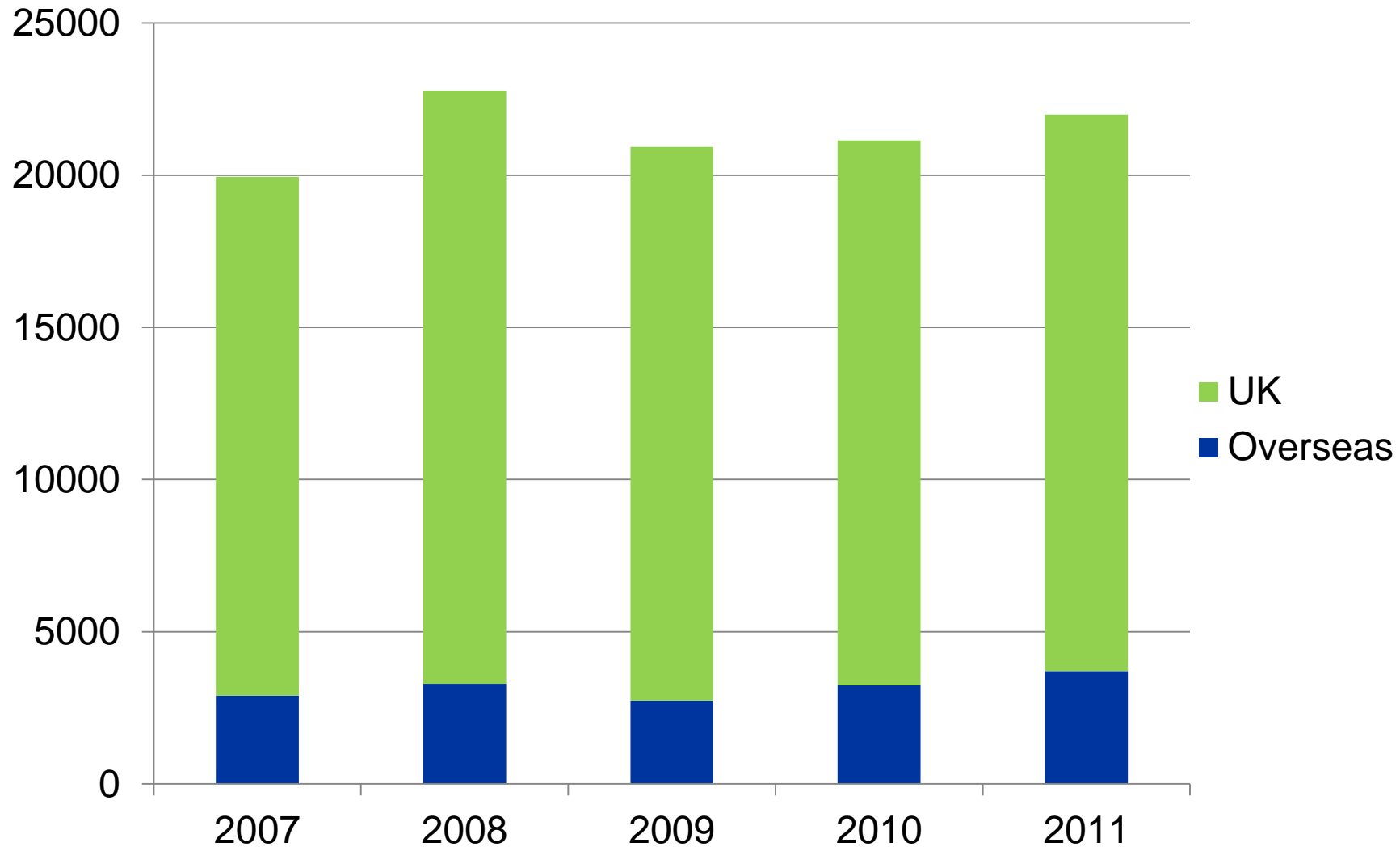


SRC centres as of April 2012



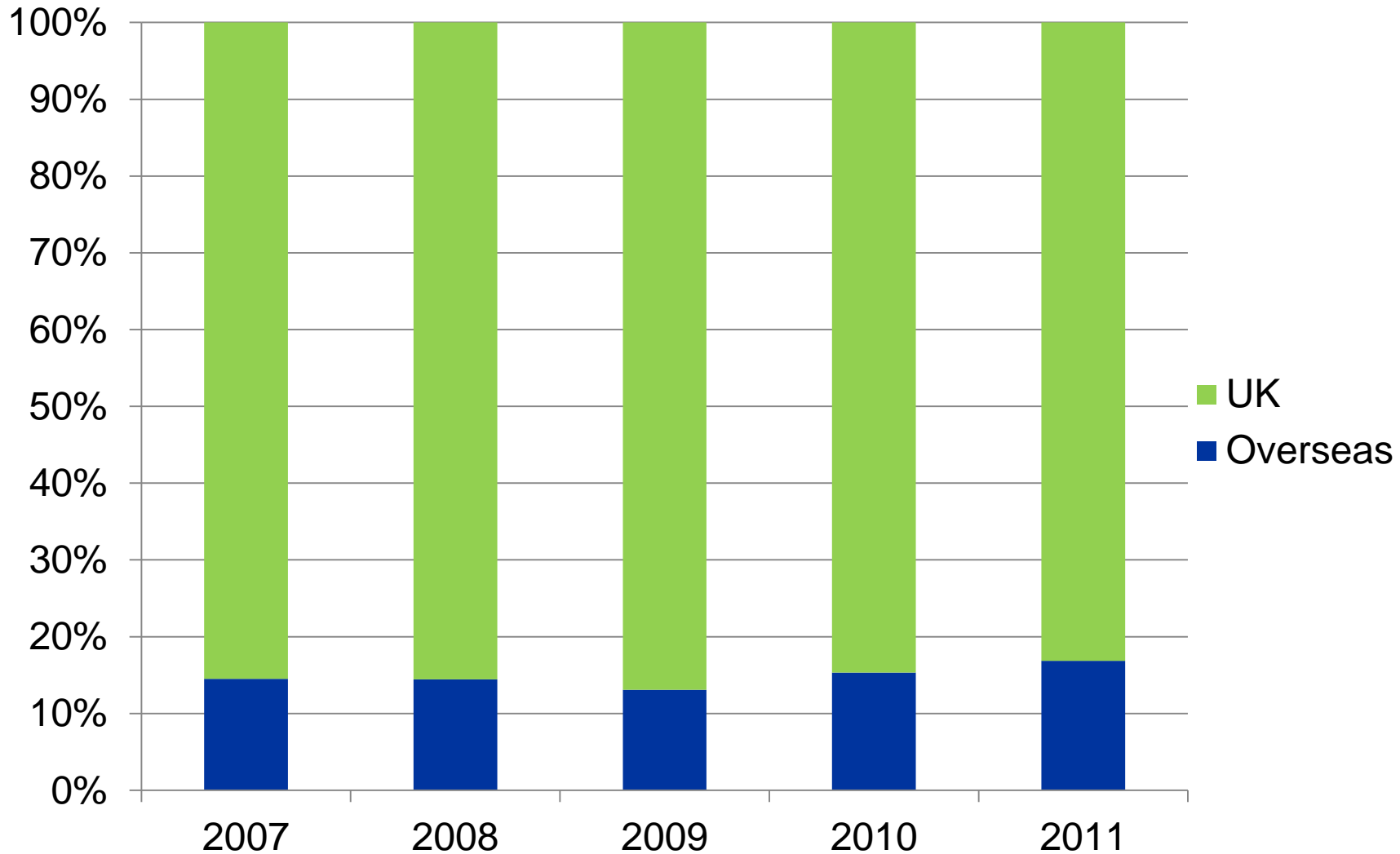


SRC Certificates issued



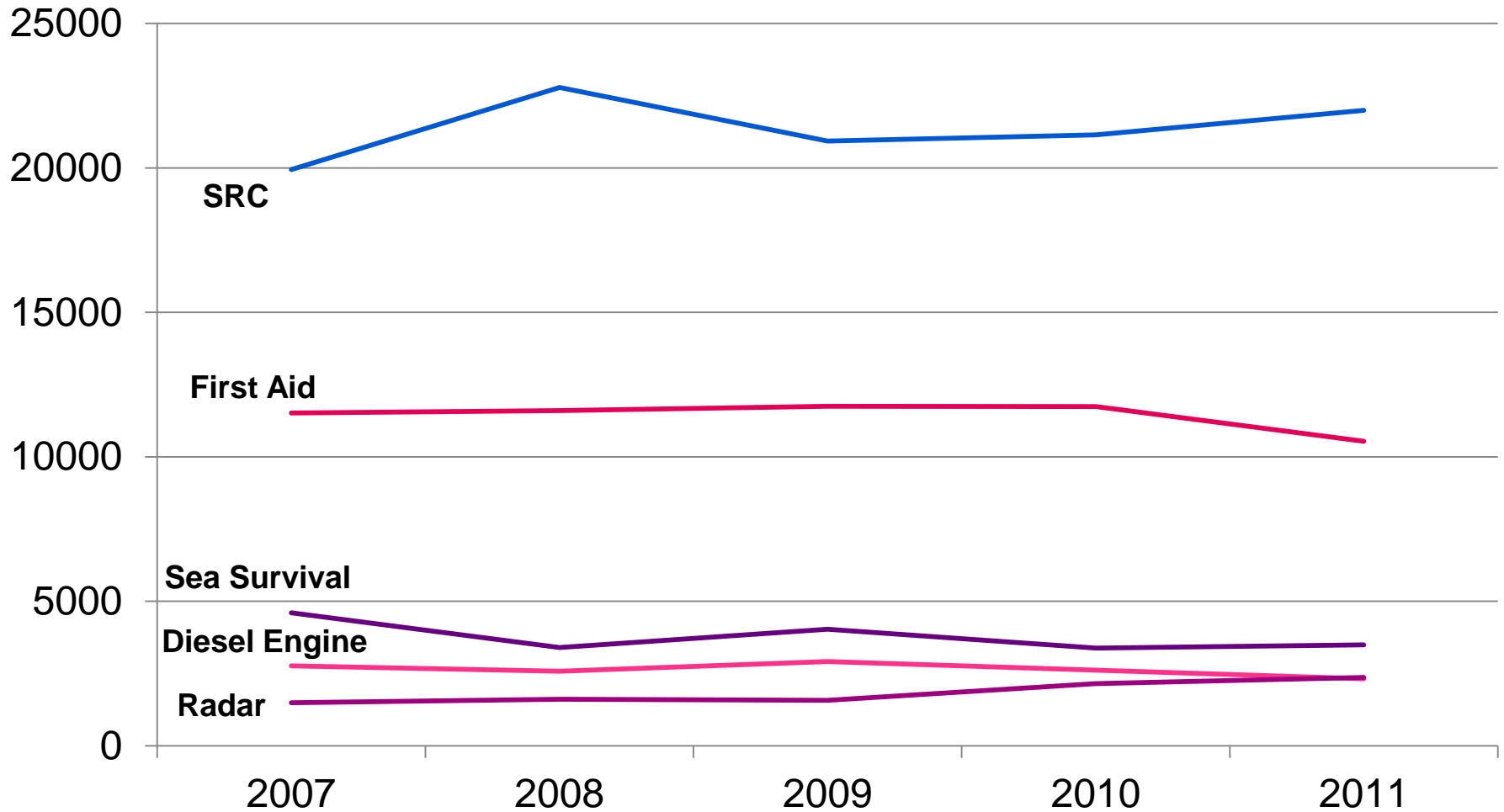


Percentage split of SRC Certificates





Short course certificates





RYA

SHAPE the future of RYA training

Survey available to *everybody* up to April 2012

On RYA Interactive website

www.ryainteractive.org



Future Training – Increase participation

- **Keeping courses relevant**
Are Theory and Practical courses up to date for the modern world. Do we cover technological developments sufficiently?
- **Ensure courses are accessible**
Location, timing, cost, value.....
- **Make it easy! *To get the training, not the qualification***
Remove unnecessary hurdles –accredited prior learning, all of the above.



The future - Consolidation:

- Guidance notes
- Application process
- Inspection process
- Training delivery
- Standards



Accountable and Auditable



this exam was not invigilated

Congratulations on your new RYA Quali

To order a special presentation certificate*, please send:

- a photocopy of your original certificate (for authentication we cannot issue a presentation certificate without this).
- Your name, address and telephone number.
- A cheque for £15 (payable to 'RYA') for each certificate ordered**

to: The Certification Department, RYA House, Ensign Way, Hamble, Southampton SO31 4YA.

*Please note that, for statutory reasons, we are unable to issue presentation certificates





Central Certificate Registration

- From April 2012 Cruising qualifications join the online registration scheme
- Powerboat, PWC, Inland Waterways, Sail and Motor Cruising certificates which can be used for ICC or commercial endorsements targeted

DSSP 000000

PRACTICAL SAILING COURSE
Day Skipper

Holder's name

The holder has attended a course at sea and demonstrated practical ability in all aspects of the syllabus for RYA Day Skipper Tidal/Non Tidal*

RYA Training Centre

Signed *Principal/Chief Instructor*

Date

ATTACH
PASSPORT
PHOTO HERE

* Delete as appropriate

**SAILING -
DAY SKIPPER**



SRC Centre Inspections (UK Theory only centres)

South and West of England 2012, remainder 2013





Training Support Material



YM Ocean Shore based course

Theory packs revamped by September 2012 issue. Longer term supporting text book





New Shore based slides


For navigation courses to Yachtmaster Offshore

Are we holding?

Take a transit to check the boat is not dragging




Holding



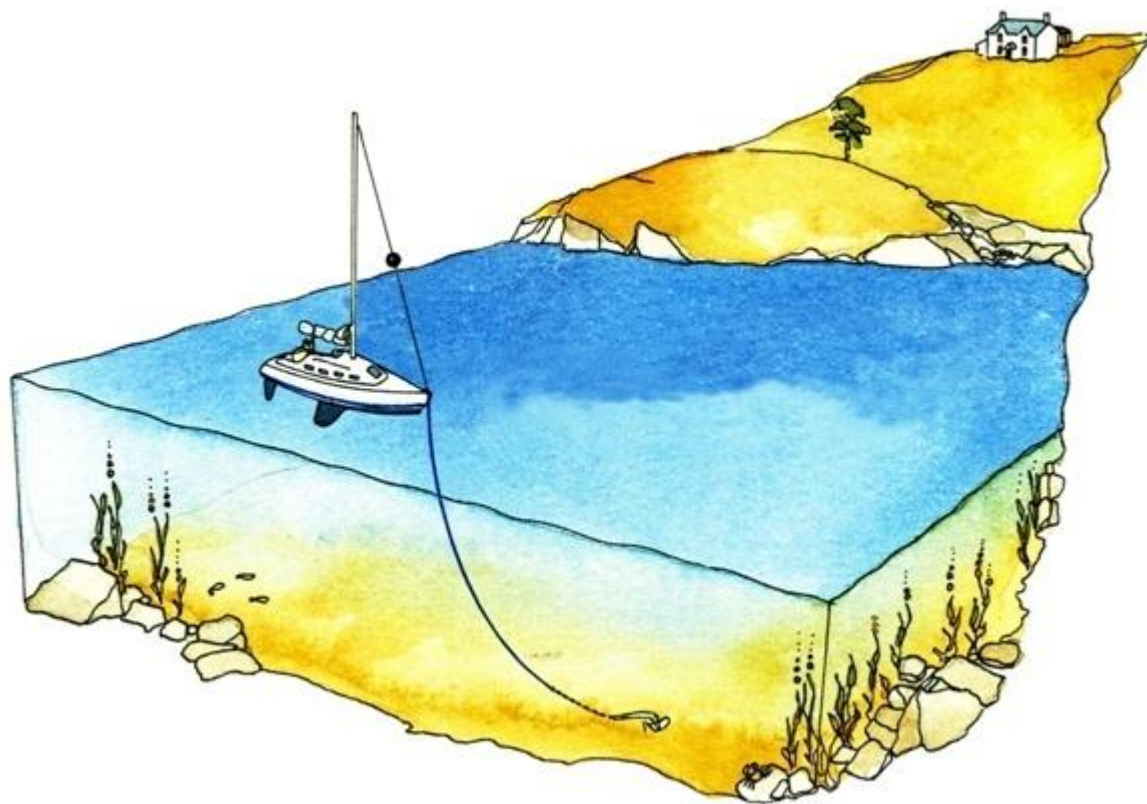
Are we holding?

Anchoring




Are we holding?

Anchoring



Are we holding?

Anchoring

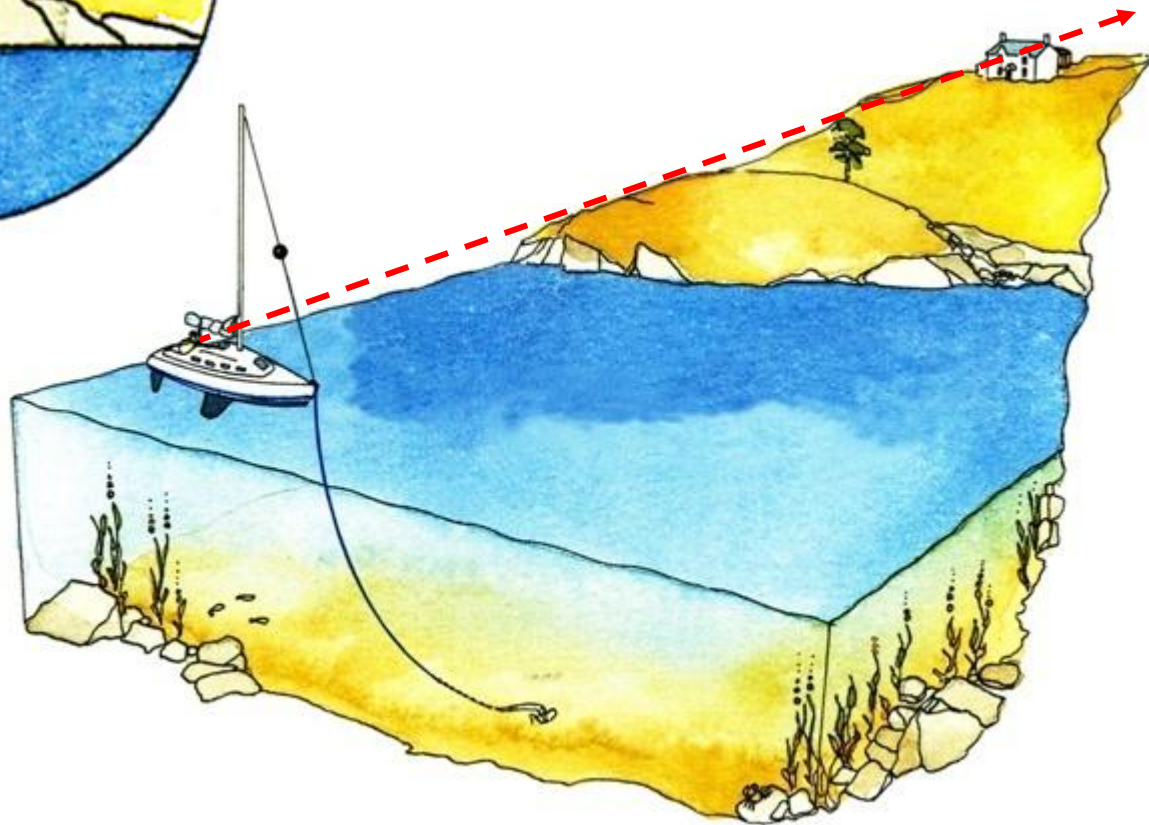


Are we holding?

Anchoring


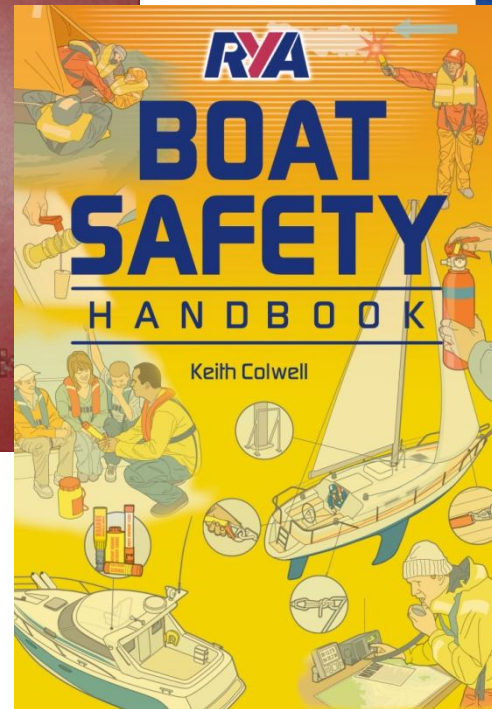



Dragging





Publications





Market Overview - On the Decline

- DVDs
- CD-ROMs





Market Overview - On the Rise

- eBooks
- Online sales
- Mobile internet
- Interactive content





eBooks

Apple
Now Available



Android
Later.....in 2012








PC/Mac Digital Edition
Winter 2012 at the earliest





eBook Development Projects 2012





RYA Interactive and e-learning



Welcome to the RYA's pre-course knowledge check

Menu



Introduction

Distress

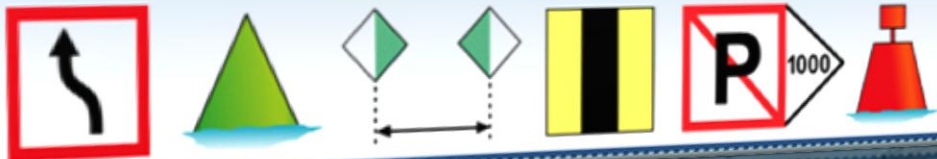
Phonetic alphabet

What next?

Practise the CEVNI test

The CEVNI test

Practise, test and certificate - all online



Signs and buoyage

Question: 2 of 15
Score: 7%

Answer time left: 0:00:18

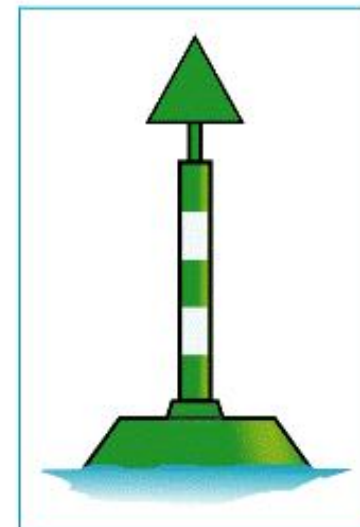
Travelling downstream, you leave this buoy

- Either side**
- To port**
- To the north**
- To starboard**

Feedback

Correct

[Continue](#)





Buoyage

Understanding the buoyage system is important, as getting it wrong could lead to you running aground.

Complete the **Learn it** topic to find out what buoys are used to indicate the different kinds of buoys there are and what they mean. Then complete the **Try it** and **Test it** topics to put what you've learnt into practice. [Click a topic below to get started.](#)

Learn it

15 mins

- Understand what buoyage is telling you
15 mins



Try it

5 mins


- Can you navigate safely using the buoys?
5 mins



Test it

10 mins


- Put your knowledge about buoys to the test
10 mins





Professional Practices and Responsibilities

Essential knowledge for working in the maritime world





Conventions covered by the IMO

The *IMO* states it's most important conventions as:


- *MARPOL* - Marine Pollution
- *STCW* - Standards of Training, Certification and Watchkeeping
- *SOLAS* - Safety of Life at Sea

The *COLREGs* are listed as one of their significant maritime safety conventions, but is listed after the above conventions.

We will refer to these conventions throughout this course.

Follow the link to the *IMO* in the Glossary to see how many other conventions the *IMO* have.



A nautical chart of Beaufort Bay, New Zealand, showing depth contours, coastlines, and various points of interest. The chart is overlaid with a semi-transparent blue filter. The text 'through Changing Behaviour Action Mapping' is centered over the chart in a white, serif font. The word 'through' is smaller and positioned above 'Changing Behaviour'. 'Action Mapping' is the largest word, positioned below 'Changing Behaviour'.

through
Changing Behaviour
Action Mapping



Tom, captain of the motor yacht Compensator

Introduction >

Planned voyages >

Manning requirements for Compensator >

Where to look
in the glossary

- > Safe manning
- > Small Commercial Vessel and Pilot Boat Code - see section on Manning

Manning requirements for Compensator

Tom must establish the *safe manning* requirements for Compensator, considering both the legal and operational requirements. These requirements may differ, depending upon where the vessel is operating.

Guidance on the creation of *safe manning* requirements is available in Hours of Work, Safe Manning and Watchkeeping MGN 1767.

The regulations governing the manning of small commercial vessels can be found in the glossary under *Small Commercial Vessel and Pilot Boat Code* - see the section on Manning.

First Tom considers the legal requirements.



Crew certification

Hover over each crew member below to see their qualifications. Would this crew meet the minimum requirements for Compensator operating under Category 0? To help you decide you can see the relevant part of the *Small Commercial Vessel and Pilot Boat Code* in the glossary - see the section on Manning.

When you have decided, click Yes or No below.

IT'S A PLACEHOLDER
THIS IMAGE WILL BE CHANGED

The skipper – Tom

- RYA Yachtmaster Ocean certificate of competence (commercially endorsed)
- ENG 1 medical fitness certificate
- Basic RYA Sea Survival course
- GOC radio operators certificate
- Radar training

YES

NO

Exit

Glossary

Menu

< Back

3 of 14

Next >

Small Commercial Vessel and Pilot Boat Code

(Last edited: Tuesday, 15 November 2011, 11:32 AM)

Also known as

SCV Code, MGN 280, the Code of Practice for Small Commercial Vessels

What is it?

A code of practice for the construction, machinery, equipment, stability, operation, manning, examination, certification and maintenance of vessels up to 24 metres load line length which are in commercial use for sport or pleasure, as a workboat or pilot boat.

Where does it apply?

United Kingdom (UK) vessels of up to 24 metres Load Line length which are engaged at sea in activities on a commercial basis, which carry cargo and/or not more than 12 passengers, or provide a service in which neither cargo nor passengers are carried, or are UK pilot boats of whatever size.

Links

[Full document in HTML format](#)

[Full document in PDF format](#)

Key sections referenced in the course

Areas of operation

- Section 3.2 Areas of Operation. *Defines the categories (0 to 6) that limit the operational areas of small commercial vessels.*

Manning

- Section 26 Manning. *General guidelines*
- Annex 3 The Manning of Small Vessels. *Detailed guidance on specific qualifications relevant to each area of operation*
- Annex 3 Table 1 Deck Manning Requirements for Small Vessels in Commercial Use. *Summary of Annex 3 qualifications*

This glossary explains the terms and organisations referred to in the PPR course and also helps you access the documents needed to answer questions and find information.

It works best when used as an alphabetical search so you are advised to leave it on the option tab 'Browse by alphabet' selected and then simply click on the first letter of the item you are looking for.

Search Search full text

Browse by alphabet Browse by category Browse by date Browse by Author

Browse the glossary using this index

A|B|C|D|E|F|G|H|I|J|K|L|M|N|O
P|Q|R|S|T|U|V|W|X|Y|Z|ALL

M

(Last edited: Monday, 7 November 2011, 11:38 AM)

Also known as

MSN, MGN, MIN

What is it?

There are three different types of Marine Notice; Merchant Shipping Notice (MSN), Marine Guidance Note (MGN) and Marine Information Note (MIN). These Notices publicise to the shipping and fishing industries important safety, pollution prevention and other relevant information.

Emphasis on knowing where to find the answer



Future developments?



RYA

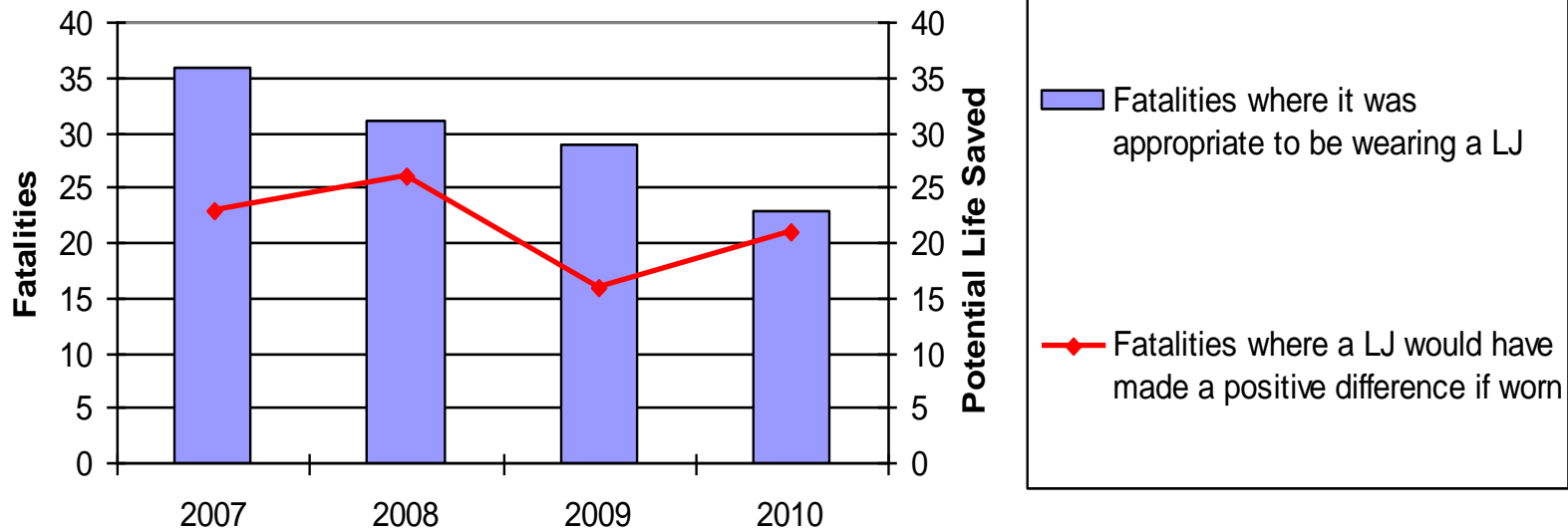


Maritime and Coastguard Agency



Life Jacket Campaign

Life Jacket Campaign



Source: Casualty Panel Review and MCA SAR data



Search & Rescue






Its good to talk.....








HM COASTGUARD SAFETY IDENTIFICATION SCHEME

CG66



(If possible, please enclose a photograph of your vessel)
Alternatively, this form can be completed online at www.mcga.gov.uk [Click Here](#)

DETAILS OF VESSEL (PLEASE PRINT IN BLOCK CAPITALS THROUGHOUT IF COMPLETING BY HAND)

Name _____ Callign _____ MMSI _____
 Small Ships Registration No. _____ Length (m) _____ Beam (m) _____ Draught(m) _____
 Hull Colour (Upper) _____ Hull Colour (Lower) _____ Colour (Topside) _____
 Sail Colours _____ Sail Rig _____ Sail / Fishing No. _____
 Remarks / Special Identification Features _____

TYPE OF CRAFT & CAPACITY
 Type of Craft (Make / Model) _____
 Motor Yacht Motor Cabin Sports Boat Narrow Boat Jet Ski Dinghy
 Sail Yacht Canoe / Kayak RIB Other specify _____
 Number of Persons / Crew Normally Aboard _____ Cruising Speed (Kts) _____ Cruising Endurance Under Power _____
 Remarks _____

LIFE SAVING EQUIPMENT
 Liferaft Make _____ Capacity _____ Ser. No. _____
 Dinghy / Tender (Make / Model) _____ Type _____ Colour _____
 Flares Carried? _____ Number of Lifejackets _____ Colour _____
 Liferings (Qty) _____ Marking on Liferings _____
 EPIRB (406) Registered Manufacturer _____ Ser. No. _____
 EPIRB (121.5) PLB SART
 Any Other Life Saving Equipment _____

RADIO & NAVIGATION EQUIPMENT
 Voice Communications VHF MF HF Handheld VHF
 DSC Communications VHF MF HF Handheld VHF
 Radar Radar Reflector Loran GPS DF Echo Sounder AIS
 Satellite Phone Number _____

NORMAL ACTIVITY
 Usual Activity / Type of Use _____ Usual Sea Area _____
 Where is Vessel Kept: Summer _____ Winter _____ Berth / Mooring No. _____
 Club / Association Name _____ Telephone Number _____

DETAILS OF OWNER

Name _____
 Address _____

 Tel: home _____ work _____
 Mobile _____
 e-Mail Address _____
 Signature of Owner _____ Date _____

DETAILS OF SHORE CONTACT





Name _____
 Address _____

 Tel: home _____ work _____
 Mobile _____
 e-Mail Address _____

THIS INFORMATION WILL BE USED FOR SEARCH AND RESCUE ONLY
 The information will be kept for 2 years from the date of signature. One month before this date the registered owner will be contacted to confirm the currency of the information. Please return this form to your local Coastguard MRCC or MCA Office. [Click Here](#)

MSF 6037 / Rev 1006

1 / 1

An executive agency of the
Department for
Transport

STANDARD HORIZON



SRC Assessor Conference **2012**