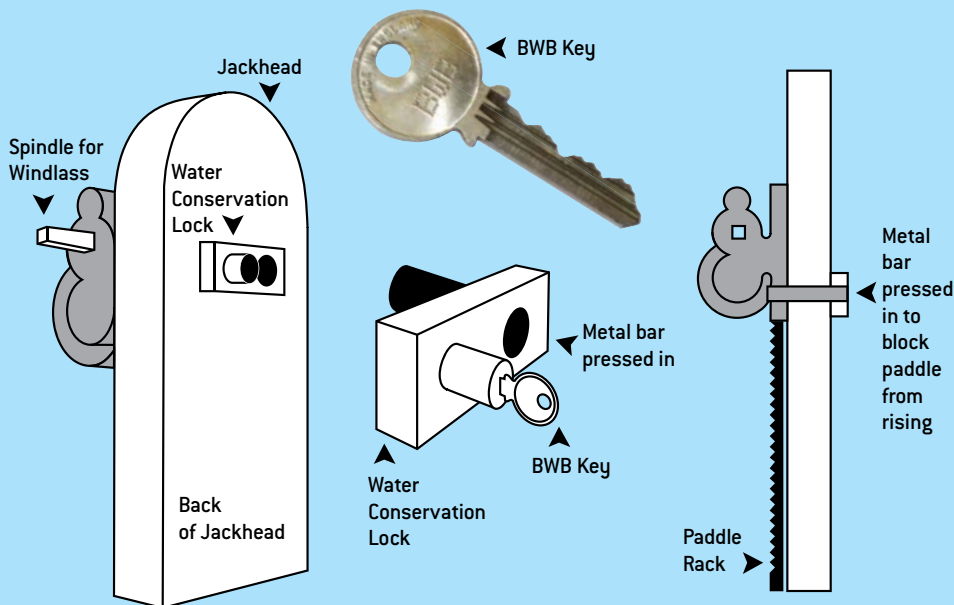


BOATING ON

South East Waterways

Every drop counts...

When you cruise the South East waterways it is vital to get yourself a BWB key for use in the water conservation locks. These locking devices have been fitted onto some lock gate paddles to safeguard water levels. The keys are easy to operate but if in doubt refer to the diagram below which takes you through each step and do remember the key is for this region only.

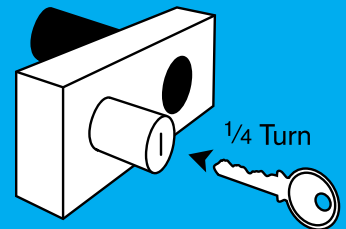


You may come across alternative designs to suit various paddle gearing. However, the principle of operation will be the same.


If you are hiring a boat then your boat company will supply you with a key, they are also available from:
South East Waterways, 510-524 Elder Gate,
Central Milton Keynes, MK9 1BW T 01908 302 500

Yours to enjoy but remember to store it, every drop counts!

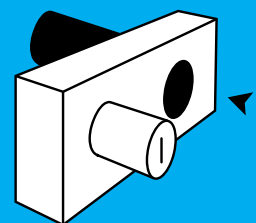
1 To unlock paddle put key in lock and rotate 1/4 turn.



2 Bar shoots back and releases paddle mechanism. Remove key and wind paddle up as normal.



3 Lower paddle and press metal bar back in.

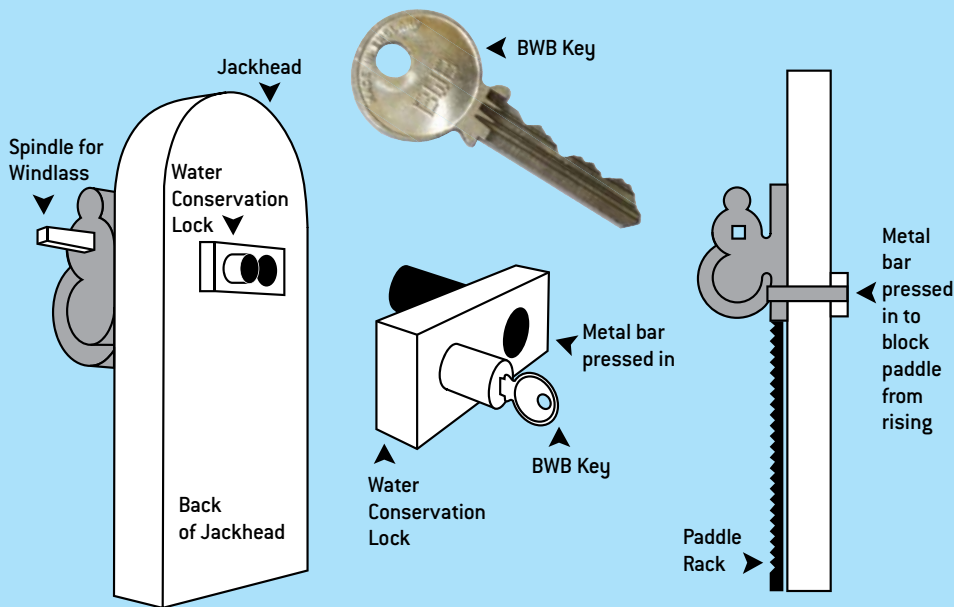


BOATING ON

South East Waterways

Every drop counts...

When you cruise the South East waterways it is vital to get yourself a BWB key for use in the water conservation locks. These locking devices have been fitted onto some lock gate paddles to safeguard water levels. The keys are easy to operate but if in doubt refer to the diagram below which takes you through each step and do remember the key is for this region only.



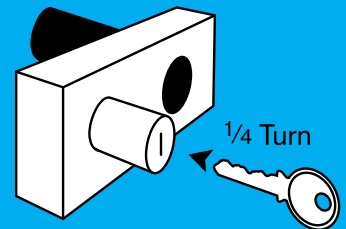
You may come across alternative designs to suit various paddle gearing. However, the principle of operation will be the same.

If you are hiring a boat then your boat company will supply you with a key, they are also available from:
South East Waterways, 510-524 Elder Gate,
Central Milton Keynes, MK9 1BW T 01908 302 500


Yours to enjoy but remember to store it, every drop counts!



1 To unlock paddle put key in lock and rotate 1/4 turn.



2 Bar shoots back and releases paddle mechanism. Remove key and wind paddle up as normal.



3 Lower paddle and press metal bar back in.

