

INDIANA PACERS 2022-23 SEASON SCHEDULE

OCTOBER 2022

SU	M	TU	W	TH	F	SA
						1
2	3	4	5	6	7	8
9	10	11	12	13	14	15
16	17	18	19 WAS 7 pm	20	21 SAS 7 pm	22 DET 7 pm
23	24 PHI 7 pm	25	26 CHI 8 pm	27	28 WAS 7:30 pm	29 BKN 7:30 pm
30	31 BKN 7:30 pm					

NOVEMBER 2022

SU	M	TU	W	TH	F	SA
		1	2	3	4 MIA 7 pm	5
6	7 NOP 7:45 pm	8	9 DEN 7 pm	10	11	12 TOR 7 pm
13	14	15	16 CHA 7 pm	17	18 HOU 8 pm	19 ORL 7 pm
20	21 ORL 7 pm	22	23 MIN 7 pm	24	25 BKN 8 pm	26
27 LAC 4 pm	28 LAL 10:30 pm	29	30 SAC 10 pm			

DECEMBER 2022

SU	M	TU	W	TH	F	SA
				1 UTA 9 pm	2	3
4 POR 9 pm	5 GSW 10 pm	6	7 MIN 8 pm	8	9	10 WAS 7 pm
11	12 MIA 7 pm	13	14 GSW 7 pm	15	16 CLE 7:30 pm	17 BKN 7 pm
18 NYK 5 pm	19	20	21 BOS 7:30 pm	22	23 MIA 8 pm	24
25	26 NOP 8 pm	27 ATL 7:30 pm	28	29 CLE 7 pm	30	31 LAC 3 pm

JANUARY 2023

SU	M	TU	W	TH	F	SA
1	2 TOR 7 pm	3	4 PHI 7 pm	5	6 POR 7 pm	7
8 CHA 5 pm	9	10	11 NYK 7:30 pm	12	13 ATL 7:30 pm	14 MEM 7 pm
15	16 MIL 2:30 pm	17	18 OKC 8 pm	19	20 DEN 9 pm	21 PHX 9 pm
22	23	24 CHI 7 pm	25 ORL 7 pm	26	27 MIL 7 pm	28
29 MEM 6 pm	30	31				

FEBRUARY 2023

SU	M	TU	W	TH	F	SA
			1	2 LAL 7 pm	3 SAC 7 pm	4
5 CLE 5 pm	6	7	8 MIA 7:30 pm	9	10 PHX 7 pm	11 WAS 7 pm
12	13 UTA 7 pm	14	15 CHI 7 pm	16	17	18
19	20	21	22	23 BOS 7 pm	24	25 ORL 7 pm
26	27	28 DAL 8:30 pm				

MARCH 2023

SU	M	TU	W	TH	F	SA
			1	2 SAS 8:30 pm	3	4
5 CHI 3:30 pm	6 PHI 7 pm	7	8	9 HOU 7 pm	10	11 DET 7 pm
12	13 DET 7 pm	14	15	16 MIL 8 pm	17	18 PHI 7 pm
19	20 CHA 7 pm	21	22 TOR 7:30 pm	23	24 BOS 7 pm	25 ATL 5 pm
26	27 DAL 7 pm	28	29 MIL 7 pm	30	31 OKC 7 pm	

APRIL 2023

SU	M	TU	W	TH	F	SA
						1
2 CLE 8 pm	3	4	5 NYK 7 pm	6	7 DET 7 pm	8
9 NYK 1 pm	10	11	12	13	14	15

HOME

AWAY

ALL GAMES ARE
EASTERN TIME





TABLE OF CONTENTS

2022-23 Media Information	4
Gainbridge Fieldhouse	5
Ascension St. Vincent Center	6
Indiana Fever	7
Fort Wayne Mad Ants	8
Pacers Gaming	9
Gainbridge Fieldhouse Seating Diagram	10
2023-23 Indiana Pacers Roster	11
FRONT OFFICE	13-36
Pacers Sports & Entertainment Staff Directory..14-16	
Charman, CEO and NBA Governor,	
Herbert Simon	17
Alternate NBA Governor, Steve Simon	17
Vice Chairman, Jim Morris.....	17
President/Chief Operating Officer, Rick Fuson.....	18
PS&E Executive Staff	18-21
PS&E Vice Presidents/Associate Vice Presidents...22	
PS&E Front Office Staff.....	23-29
Game Entertainment	30-32
Broadcasters.....	33-36
IN THE COMMUNITY	37-46
Pacers Cares Initiatives.....	38-45
Pacers Foundation	46
NBA Cares.....	46
BASKETBALL STAFF.....	47-54
President of Basketball Operations,	
Kevin Pritchard	48
Head Coach, Rick Carlisle.....	50
THE PLAYERS	55-96
Goga Bitadze.....	56-57
Oshae Brissett.....	58-59
Kendall Brown.....	60-61
Chris Duarte.....	62-63
Langston Galloway	64-65
Tyrese Haliburton.....	66-67
Buddy Hield.....	68-69, 95
Isaiah Jackson	70-71
James Johnson	72-73
Benedict Mathurin.....	74-75
T.J. McConnell.....	76-77, 96
Andrew Nembhard.....	78-79
Aaron Nesmith.....	80-81
Trevelin Queen	82-83
Deividas Sirvydis	84-85
Jalen Smith	86-87
Terry Taylor.....	88-89
Daniel Theis	90-91, 95
Myles Turner.....	92-93, 96
2021-22 REVIEW.....	97-104
Day-by-Day Results.....	98-99
Final Statistics.....	100
Record Breakdown.....	101
NBA Final Standings.....	102
NBA Statistical Leaders.....	103-104

OPPONENTS	105-170
2022-23 NBA Directories	106-164
NBA Terminology.....	165
NBA G League.....	166-70
FRANCHISE HISTORY	171-177
Chronology.....	172
Franchise Top 10	173-174
Retired Numbers	175-176
Other Professional Teams in Indianapolis	177
NBA YEARS (1976-Present)	179-218
Won/Loss Records	180
Coaches' Records.....	181
Honor Roll.....	182
Statistical Leaders	183-187
Top 10.....	188-189
Individual Records.....	190-192
Individual Performances.....	193-198
Team Records	199-204
Team Performances	205
Scoring by Quarters	
Streaks	
Margins	
Team Statistics.....	205-211
Record Breakdown.....	212-213
Transactions	207-214
Draft Picks.....	215-216
Draft-Night Trades.....	216
Attendance.....	217-218
ABA YEARS (1967-1976)	219-228
History of the Franchise	220
Won/Loss Records	221
Coaches' Records.....	221
Honor Roll.....	221
Attendance.....	222
Team Statistics.....	223
Statistical Leaders	224
Individual Records.....	225
Team Records	226
Draft Picks.....	227
PLAYOFFS HISTORY	229-244
ABA Results	230
NBA Results	231-232
Franchise Top 10	233-234
Top 10, NBA Only	235-236
Individual Records.....	237
Team Records	238-239
Individual Performances.....	240
Scoring by Quarters.....	241
Team Statistics.....	248-249
ALL-TIME RESULTS	245-300
ALL-TIME ROSTER.....	301-364
2022-23 REGULAR SEASON SCHEDULE..	Back Cover

WRITERS

Wes Kaminski, Danny Lopez, Krissy Myers, Ryan Stevens, Kelli Towles, Dan Vance, Eddie White

EDITORS

Wes Kaminski, Krissy Myers, Michael Preston

DESIGN AND PRINTING

Renick Bowman, Joel Dale, Wes Kaminski, Section 127 and Sport Graphics

PHOTOS

Ron Hoskins/NBAE/Getty Images
Matt Kryger, Pacers Sports & Entertainment

All NBA and team insignia depicted in this publication are the property of NBA Properties, Inc. and the respective teams of the NBA and may not be reproduced for commercial purposes without the prior written consent of NBA Properties, Inc.

The information contained in this publication was compiled by the Indiana Pacers and is provided as a courtesy to our fans and the press and may be used only for personal or editorial purposes. Any commercial use of this information is prohibited without the prior written consent of the Indiana Pacers.

© 2022 Indiana Pacers



INTRODUCTION

INDIANA PACERS BASKETBALL COMMUNICATIONS



MICHAEL PRESTON
 Vice President, Basketball
 Communications and Media Relations
 O: (317) 917-3505
 C: (215) 206-8954
 mpreston@pacers.com



KRISSY MYERS
 Associate Director of
 Media Relations
 O: (317) 917-2869
 C: (317) 372-4121
 kmyers@pacers.com



WES KAMINSKI
 Public Relations
 Manager
 O: (317) 917-2853
 C: (812) 631-2091
 wkaminski@pacers.com

Pacers Sports & Entertainment.....	(317) 917-2500
Office FAX Machine.....	(317) 917-2799
Media Relations Work Room.....	(317) 917-2966
Media Relations FAX Machine.....	(317) 917-2969, 2970

CREDENTIALS MUST BE VISIBLE AT ALL TIMES

All media with access to restricted areas will be required to produce a photo ID and all bags and equipment will be subject to inspection.

MEDIA INFORMATION

The NBA has instituted new guidelines regarding game day credentials and access for the 2022-23 season.

- A limited number of new Tier 1 credentials are available for qualifying media outlets, which will grant access to the locker room both pre- and post-game, as well as pre-game court access (this designation will be clearly marked on 2022-23 Pacers season or single-game credential).

- As outlined by the NBA, to qualify for Tier 1 access, media outlets must have a standard editorial process/structure in place to govern credentialed reporters.

- Additionally, outlets for the Tier 1 designation will meet the following criteria:

- o Media outlets must create original news content and/or
- o Media outlets should regularly cover the team by either traveling consistently or attending most of the team's games and practices in the home market.

It is important to note that Pacers' gameday media availabilities will largely remain unchanged from the 2021-22 season (the lone exception being that there will no longer be an option to join via Zoom) and that the following access will be available to all credentialed media outlets:

- The home and visiting head coach, as well as two key players from each game, will be available following the game in designated areas accessible to all credentialed media members and outlets. The locker room would then be open to a limited number of qualifying Tier 1 media outlets.

- Home and visiting head coaches will again be available pre-game in designated areas accessible to all credentialed media members and outlets. The home head coach will be available 105 minutes prior to the game, the visiting head coach will be available 90 minutes prior to the game.

MEDIA SEATING & WORK SPACE

Media seating will be in sections 16 and section 107 of Gainbridge Fieldhouse. Seating charts will be in the Bill York Media Room; and seats will be designated with seat cards.

PHOTOGRAPHERS

Upon arrival, please see a member of the Pacers' Media Relations staff for instructions on where to shoot. All requirements above apply to photographers.

Due to space limitations, priority will be given to those that have covered the Pacers on a regular basis in the past.

- Should we not be able to credential an outlet for a particular game, arrangements can be made to provide photos of that particular game.

- All photographers shooting from the floor must wear photo vests. These vests will be issued by Media Relations prior to each game and MUST be returned after the game.

- Only those photographers on assignment will be allowed space on the floor and their photo credentials must be worn prominently at all times.

For television stations planning to do live shots, please include in the 48-hour credential request, and on arrival you will be taken to a designated area for the live shot.

- If planning to shoot the game, 48 hours notice is required for planning purposes due to space limitations.

- Due to space limitations, priority will be given to those that have covered the Pacers on a regular basis in the past.

- Should we not be able to credential an outlet for a particular game, arrangements can be made to provide photos of that particular game.

For television stations planning to do live shots, please include in the 48-hour credential request, and on arrival you will be taken to a designated area for the live shot.

- If planning to shoot the game, 48 hours notice is required for planning purposes due to space limitations.

MEDIA AVAILABILITIES

Pregame and postgame media availabilities for both teams will be conducted in person. To be allowed entry into either team's press conference room, media members must be fully vaccinated. Please note, due to room size, in-person availabilities may be limited for games with larger media crowds.

Pregame and postgame locker room access will be limited to Tier 1 media members only. Head coach Rick Carlisle and two players will be available in the Collins-Fuson Interview Room after home games and at the designated media space on the road.

PRINTING

Very limited printed materials will be provided to media. A digital media site that contains all interviews, practice photos, notes and game information will be shared.

INTERNATIONAL MEDIA POLICY

All international media affiliations distributed outside of the U.S. requests are handled by the NBA International Public Relations Department.

Any international media member interested in covering an Indiana Pacers regular season game must first submit a request in writing to the NBA. Please do not contact the Pacers individually.

All credential requests must be received at least three business days prior to the first games requested.

Requests may be FAXED to the attention of:

NBA International
 FAX: (212) 407-8044

Additional information on international media policies may be obtained by contacting the NBA's International P.R. Department at (212) 407-8000.



GAINBRIDGE FIELDHOUSE

➤ GAINBRIDGE FIELDHOUSE

More than just iconic architecture painted against the skyline of one of America's fastest-growing cities, Gainbridge Fieldhouse pulses with energy and invites us in to visit with the spirits from all those Where Were You When moments that wrap us up in true Hoosier Hospitality. It anchors the downtown and is a welcoming place for visitors and locals alike to relive some of the magical events that put Indianapolis on the map. Its history is the history of our city and state, of our rightful position as the cradle of basketball and our maturation into a cultural center in the Midwest. The Fieldhouse is certainly the best place in the NBA to watch a basketball game. That's undeniable as it is fitting, of course, since We Grow Basketball. But like its home city, it is so much more than the game we love.

While the distinct exterior design of the Fieldhouse is a quaint and appropriate homage to the fieldhouse gymnasiums that still pepper Indiana towns, the state-of-the-art facility has become a premier venue for more than 2 million guests attending 550 live performances, concerts, conventions, and games every year. This includes the national FFA convention, the Big Ten Men's and Women's Basketball Tournaments, rodeos, ice skating performances, high school athletics championships, and more. And unlike so many professional sports and performance venues, Gainbridge Fieldhouse prides itself on being a true community asset that belongs to all of us.





ASCENSION ST. VINCENT CENTER INDIANA PACERS PRACTICE FACILITY



In August 2017, Pacers Sports & Entertainment and St. Vincent unveiled the new Ascension St. Vincent Center, the Pacers' training facility and medical office building that will provide local residents and workers improved access to high-quality care. Groundbreaking took place in December of 2015.


St. Vincent, a member of Ascension, the nation's largest Catholic and not-for-profit health system, is a leader in medical excellence, including primary care, cardiovascular services and sports performance. The 20-hospital system secured the naming rights and on-site medical services for the five-story facility that was privately financed by PS&E.

The 130,000 square-foot Ascension St. Vincent Center is located on Delaware Street immediately east of Bankers Life Fieldhouse and adjacent to the Virginia Avenue Parking Garage. It is connected to Bankers Life Fieldhouse via a tunnel on the event level.

The partnership also includes the Ascension St. Vincent logo on the Pacers' practice jerseys and Ascension St. Vincent is also the exclusive health care provider of the Pacers.

For the Pacers, the Ascension St. Vincent Center houses two NBA-regulation practice courts named in honor of franchise icons Bobby "Slick" Leonard and Donnie Walsh, as well as the most modern training and medical facilities required by professional sports teams. Pacers basketball staff and scouting offices also moved to the Center, allowing future re-purposing and modernization of current space in Bankers Life Fieldhouse.

The Ascension St. Vincent Center became the 20th stand-alone training facility built by an NBA team since 1999. Many of those facilities have partnered with local health organizations.





INDIANA FEVER - WNBA



In 1999, Pacers Sports & Entertainment announced the Indiana Fever would become the second team to play inside its new downtown Fieldhouse. As the Indiana Fever debuted as an expansion team in 2000, it did not take long for inaugural General Manager Kelly Krauskopf to build the team into one of the most successful in the WNBA.

The Fever have represented a model of consistency in the WNBA. Indiana made the WNBA playoffs in 12 consecutive seasons from 2005-16, which is the longest streak in WNBA history and the fourth-longest streak in major professional sports history. The Fever have reached the conference finals seven times, including the WNBA Finals in 2009, 2012 and 2015.

Led by All-Star forward Tamika Catchings, the Fever captured the team's first WNBA championship as Indiana defeated the Minnesota Lynx in four games during the 2012 WNBA Finals. The Fever's championship was the city's first pro basketball title since the Pacers won the ABA title in 1973. Catchings was enshrined into the Naismith Memorial Basketball Hall of Fame on May 15, 2021, along with Kobe Bryant, Tim Duncan, Kevin

Garnett, Eddie Sutton, Rudy Tomjanovich, Kim Mulkey, Barbara Stevens and Patrick Baumann.

Under direction of Interim General Manager, Lin Dunn, who is also a member of the Women's Basketball Hall of Fame, Indiana became the first team in league history to select four players in the first round of a WNBA Draft in 2022. Forward NaLyssa Smith was selected with the No. 2 overall pick, and earned WNBA and AP All-Rookie Team Honors. Center Queen Egbo, who was the No. 10 overall selection in 2022, was also named to the WNBA All-Rookie Team.

Fifth-year guard Kelsey Mitchell averaged career-highs with 18.4 points per game, 4.2 assists per game and shot 43.8 percent from the field in 31 games played in 2022. Before missing the last five games of the regular season with an injury, Mitchell played in all 153 games of her WNBA career, which is now the longest consecutive games played streak in franchise history.

For tickets and more information, visit FeverBasketball.com. For tickets and more information, visit FeverBasketball.com.





FORT WAYNE MAD ANTS - NBA G LEAGUE



In September of 2015, the Fort Wayne Mad Ants of the NBA G League became part of the Pacers Sports & Entertainment family.

With the acquisition, the Mad Ants became the 10th G League team to be wholly owned by an NBA franchise and now 28 G League teams are singly-affiliated with NBA franchises.

"We are proud to extend the Pacers brand into Northeast Indiana and excited about continuing the tradition of professional basketball in Fort Wayne," said PS&E owner Herb Simon. "We will work closely with the Mad Ants staff to provide support and expertise on both the business and basketball sides and we hope to build on their enthusiastic fan base."

The Mad Ants finished the 2021-2022 season with a 26-22 full season record, that included making the 8-team field for the first ever NBA G League Showcase Cup tournament in December.

The team broke or tied 30 different franchise records during the season, including single game scoring. Gabe York broke or tied every single season or game three point record in franchise history while Justin Anderson was named First Team All-NBA G League.

Nine different players spent time with the Pacers and Mad Ants during the season, including call ups for Terry Taylor, Justin Anderson, Keifer Sykes, Nate Hinton and Gabe York. Isaiah Jackson, Goga Bitadze, Duane Washington Jr. and Dejon Jarreau also spent time with both teams.

For 2022-2023, Head Coach Tom Hankins returns to the sidelines for his third season at the helm of the Mad Ants. Several Pacers and Mad Ants veterans will headline the upcoming season's squad, headlined by two-way players Kendall Brown and Trevelin Queen.

Prior to the 2016-17 season, former minor league baseball executive Tim Bawmann became president of the Mad Ants. Chris Taylor was promoted to the General Manager position in 2021.

The Mad Ants became champions of the G League in 2014 and runners-up in 2015, and have earned playoff berths five times in the team's history. Ron Howard was the league MVP in 2014 and Howard, Tony Mitchell and Justin Anderson have all earned All-League First Team honors for the franchise in its 15 year history.



PACERS GAMING - NBA 2K LEAGUE



PACERS
GAMING



Pacers Gaming is one of four members of the Pacers Sports & Entertainment family - joining the Pacers (NBA), the Fever (WNBA) and the Mad Ants (G League). The franchise is also one of the original teams of the NBA 2K League which began play in 2018.

The NBA 2K League tipped off its inaugural season in May 2018 with 17 teams, each affiliated with an NBA team. Since then, the league has expanded to 25 teams, 22 of which are affiliated with NBA teams.

Pacers Gaming enjoyed the best season in its history in 2021, going 20-8 in the regular season and securing a spot in the semi-final round of the NBA 2K League Championships. Highlighting the campaign was the play of top draft choice, Xavier Barraza of Chicago. Barraza, who goes by the gamer tag 630, became the first player in league history to be named Rookie of the Year and Most Valuable Player in the same season. The second overall selection in last year's league draft, he was also named to the league's first-ever All-Star team along with Indiana teammate Jomar Varela-Escapa (Jomar). 630 led the league in scoring with a 35.0 average and holds a remarkable 25 of the top 31 highest scoring games in team history. His 65 points against Detroit on 8/12/21 set a new team mark.

"We never lose sight of the fact we are one of the original franchises in this league," said PSE President and Chief Executive Officer Rick Fuson.

"Esports continues to grow not only in this country, but around the world. For years we've connected and cultivated various levels of basketball – grassroots, high school, college, and pro - with the Pacers and the Fever. We now continue this great effort with a new and exciting forum."

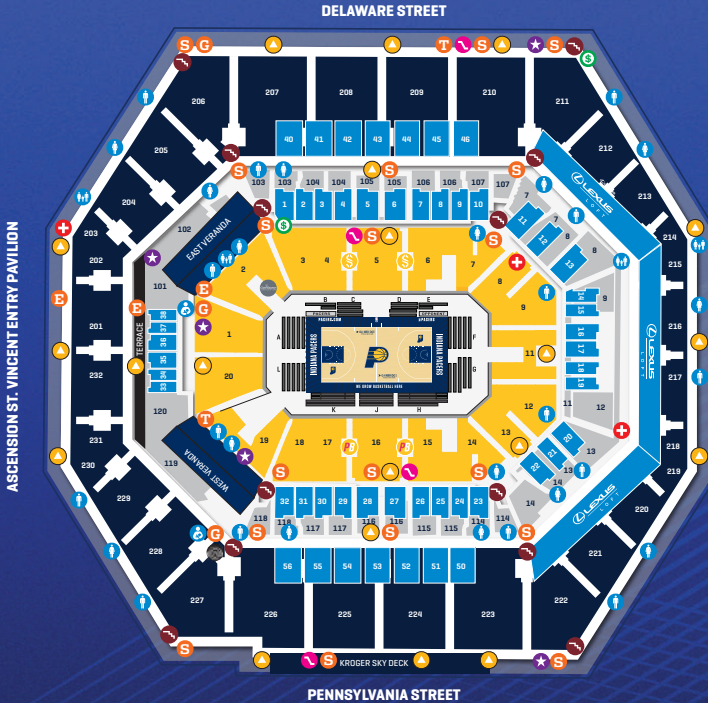
Evansville, Ind., native Cody Parrent serves as the Head Coach and Senior Director of Esports Operations for Pacers Gaming. A noted national esports expert for over a decade, Parrent graduated from the University of Southern Indiana with a BS in marketing and an MBA. He is the co-founder of the NBA 2K Lab and was selected by the 2K League to assist in the development of the first-ever USA Basketball E-National Team for 2020-21.

In September of 2019, Gen.G – the global esports organization connecting the best gamers in the U.S. and Asia – launched the Gen.G Tigers of Shanghai as the centerpiece of a long-term strategic relationship between the NBA 2K League and Gen.G. And, two years later in September of 2021, DUX Gaming, a sports organization with teams that compete in a variety of video game titles and Spanish football leagues, announced a landmark agreement that will see DUX Gaming launch an NBA 2K League expansion team based in Mexico, marking the first NBA 2K League team in Latin America. Additionally in 2023, NBL Oz Gaming, representing Australia, will join the NBA 2K League.



INTRODUCTION

WELCOME TO GAINBRIDGE FIELDHOUSE



- | | | | | | |
|--|-----------------------|--|-----------------------------|--|-------------------|
| | MEN'S RESTROOM | | FOOD & BEVERAGE | | TICKET INFO |
| | WOMEN'S RESTROOM | | POINTS BET
HARDWOOD CLUB | | STAIRS |
| | ALL-GENDER RESTROOM | | SIRE SPIRITS '67 CLUB | | MERCHANDISE STAND |
| | MOTHERS' ROOM | | CARESOURCE COURTSIDE CLUB | | ESCALATOR |
| | SENSORY ROOM | | GUEST SERVICES | | SUITES |
| | FIRST AID | | ELEVATOR | | EMERGENCY EXIT |
| | CASH-TO-CARD MACHINES | | | | |

TICKET INFORMATION

PRICES INCLUDE 10% MARION COUNTY ADMISSIONS TAX AND ARE SUBJECT TO AVAILABILITY.

Tickets can be purchased at Pacers.com, Ticketmaster.com, (800) 4NBA-TIX and Ticketmaster outlets as well as the Gainbridge Fieldhouse/Pacers Sports & Entertainment Box Office. When ordering, fans can take advantage of digital tickets and use their smart phone to enter the game.

If you would like to receive information about Indiana Pacers season tickets, group outings and suite rentals please call Pacers Sports & Entertainment at (317) 917-2827, email tickets@pacers.com, or chat with us online at pacers.com/tickets.

Thank you for your support of the Indiana Pacers.



2022-23 INDIANA PACERS ROSTER

NO.	PLAYER	POS	HT	WT	BIRTHDATE	PRIOR TO NBA/NATIVE COUNTRY	YRS
88	Goga Bitadze	C	6-11	245	7/20/1999	Republic of Georgia	3
12	Oshae Brissett	F	6-7	210	6/20/1998	Syracuse/Canada	3
10	Kendall Brown *	G/F	6-8	205	5/11/2003	Baylor	R
3	Chris Duarte	C	6-6	190	6/13/1997	Oregon/Dominican Republic	1
11	Langston Galloway	G	6-1	200	12/9/1991	St. Joseph's	8
0	Tyrese Haliburton	G	6-5	185	2/29/2000	Iowa State	2
24	Buddy Hield	G	6-4	220	12/17/1992	Oklahoma/Bahamas	6
22	Isaiah Jackson	F	6-10	206	1/10/2002	Kentucky	1
16	James Johnson	F	6-7	240	2/20/1987	Wake Forest	13
00	Benedict Mathurin	G	6-6	195	6/19/2002	Arizona/Canada	R
9	T.J. McConnell	G	6-2	190	3/25/1992	Arizona	7
2	Andrew Nembhard	G	6-5	193	1/16/2000	Gonzaga/Canada	R
23	Aaron Nesmith	G	6-6	213	10/16/1999	Vanderbilt	2
8	Trevelin Queen *	G	6-6	190	2/25/1997	New Mexico State	1
91	Deividas Sirvydis	G/F	6-8	190	6/10/2000	Lithuania	2
25	Jalen Smith	F	6-10	215	3/16/2000	Maryland	2
21	Terry Taylor	F	6-5	230	9/23/1999	Austin Peay	1
27	Daniel Theis	C	6-8	245	4/4/1992	Germany	5
33	Myles Turner	F/C	6-11	250	3/24/1996	Texas	7

HEAD COACH:

Rick Carlisle, Virginia

ASSISTANT COACHES:

Lloyd Pierce, Santa Clara
 Ronald Nored, Butler
 Mike Weinar, Florida
 Jenny Boucek, Virginia

ASSISTANT COACHES/PLAYER DEVELOPMENT:

Maurice Baker, Oklahoma State
 Calbert Cheaney, Indiana
 Jannero Pargo, Arkansas

MANAGER OF GAME STRATEGY AND ANALYTICS:

Zach Chu, Richmond

VIDEO COORDINATOR:

Isaac Jacob, California State-Northridge

**SENIOR DIRECTOR OF MEDICAL OPERATIONS/
 HEAD ATHLETIC TRAINER:**

Josh Corbeil, Boston University

**ASSOCIATE HEAD ATHLETIC TRAINER/
 PHYSICAL THERAPIST:**

Carl Eaton, Lock Haven

**DIRECTOR OF SPORTS PERFORMANCE/
 ASSISTANT ATHLETIC TRAINER:**

Shawn Windle, Maine at Presque Isle

ASSISTANT SPORTS PERFORMANCE COACHES:

Andy Martin, IUPUI
 Jason Manikowski, Wisconsin-Oshkosh

**STAFF PHYSICAL THERAPIST/
 ASSISTANT ATHLETIC TRAINER:**

Patrick Gilbert, Northeastern

EQUIPMENT MANAGER:

Josh Conder, Indiana State

MASSAGE THERAPISTS:

Jon Christopher, Australia
 Victoria Pelton, Ithaca

TEAM NUTRITION MANAGER:

Jolie Watson, Purdue

**MANAGER OF TRAVEL &
 SPORTS MEDICINE OPERATIONS:**

Zach Eagle, Indiana

NUMERICAL ROSTER

00	Benedict Mathurin	21	Terry Taylor
0	Tyrese Haliburton	22	Isaiah Jackson
2	Andrew Nembhard	23	Aaron Nesmith
3	Chris Duarte	24	Buddy Hield
9	T.J. McConnell	25	Jalen Smith
8	Trevelin Queen	27	Daniel Theis
10	Kendall Brown	33	Myles Turner
11	Langston Galloway	88	Goga Bitadze
12	Oshae Brissett	91	Deividas Sirvydis
16	James Johnson		

PRONUNCIATION GUIDE

Goga Bitadze	GO-guh bih-TAH-zay
Jenny Boucek	BOO-seck
Oshae Brissett	oh-SHAY bris-SET
Calbert Cheaney	CHAIN-ee
Josh Corbeil	core-BEEL
Chris Duarte	DWAR-tay
Benedict Mathurin	MATH-er-inn
Aaron Nesmith	NEE-smith
Trevelin Queen	TREV-ell-in
Deividas Sirvydis	DAY-vee-doss
	ser-VEE-diss
Daniel Theis	TICE



**FRONT
OFFICE**





Pacers Sports & Entertainment is the corporate identity exemplified by Indiana Pacers, Indiana Fever, Fort Wayne Mad Ants, Pacers Gaming, Gainbridge Fieldhouse and Pacers Foundation, Inc. Its team of inspired and dedicated employees promises to delivery quality entertainment and unparalleled service.

OFFICIAL COLORS

The official colors of the Indiana Pacers are Blue (PSM 282) and Gold (PMS 123), which represent the colors in the Indiana state flag, and Gray (PMS Coor Gray 5).

The official colors of Pacers Sports & Entertainment are Blue (PMS 282) and Gold (PMS 1235).

The official colors of Pacers Foundation, Inc. are Blue (PMS 2728), Tan (PMS 155), Grey (PMS 5415) and Yellow (PMS 1235).

WHY THE PACERS?

When professional basketball came to Indianapolis in 1967, one of the key decisions would be what to call the new American Basketball Association franchise.

According to Indianapolis attorney Richard D. Tinkham, the nickname "Pacers" was decided on through a collective decision of the original investors. Tinkham, one of those investors, recalled that the nickname was a combination of the state's rich history with the harness racing pacers (investor Chuck Barnes was a horse racing enthusiast) and the pace car used for the running of the Indianapolis 500.

Tinkham said the "Pacers" decision was an easy one, but the real debate was whether the team should be called the Indiana Pacers or the Indianapolis Pacers. Since one of the original ideas for the team was to have it playing throughout the state with its base in Indianapolis, the official team name became the Indiana Pacers.

For a brief history on the Indiana Pacers prior to the team's NBA debut, refer to page 220.

STAFF DIRECTORY

EXECUTIVE

Owner, Chairman and NBA Governor	Herbert Simon
Owner and Alternate NBA Governor	Stephen Simon
Vice Chairman	Jim Morris
President of Basketball Operations	Kevin Pritchard
CEO	Rick Fuson
Office Manager/Administrative Assistant to CEO	Carrie Tipton
Executive Assistant to Vice Chairman	Tina Wolf
Executive Assistant to President of Basketball Operations	Susy Fischer

DIVERSITY, EQUITY AND INCLUSION

SPV Diversity, Equity and Inclusion	Tracy Ellis-Ward
-------------------------------------	------------------

LEGAL COUNSEL

Executive Vice President/Chief Legal Officer	Frank Police
VP/Assistant General Counsel	Catherine Corsaro
VP/Risk Management	Paula Maxwell
Senior Counsel	Jim Schwabe

PACERS BASKETBALL, LLC

General Manager	Chad Buchanan
Assistant General Manager	Kelly Krauskopf
Vice President of Basketball Operations and Cap Management	Ted Wu
Vice President of Basketball Communication and Media Relations	Michael Preston
Head Coach	Rick Carlisle
Assistant Coaches	Jenny Boucek, Ronald Nored, Lloyd Pierce, Mike Weiner
Assistant Coaches/Player Development	Maurice Baker, Calbert Cheaney, Jannero Pargo
Vice President of Player Personnel	Ryan Carr
Vice President/Basketball Administration	Sonya Clutinger
Senior Director of Medical Operations/Head Athletic Trainer	Josh Corbell
Associate Head Athletic Trainer/Physical Therapist	Carl Eaton
Physical Therapist/Assistant Athletic Trainer	Patrick Gilbert
Senior Director/Basketball Analytics	Spencer Anderson
Director/Executive Protection	Joe Smith
Director/Pro Scouting	Vance Catlin
Director of Sports Performance/Assistant Athletic Trainer	Shawn Windle
Associate Director/Indiana Pacers Media Relations	Krissy Myers

Manager/G-League & International Scouting	Hansen Wong
Public Relations Manager	Wes Kaminska
Scouts	Mike Bom, Jose Gaillea, Harrison Greenberg, Pat Knight, Brian Levy, Carl Nickles
Aleksandar Pajovic, KJ Pritchard, Scott Simpson, Brian Winters	
Head Athletic Performance Coach	Erik Huddleston
Assistant Sports Performance Coaches	Jason Manikowski, Andy Martin
Manager/Sports Medicine Operations	Zach Eagle
Team Nutrition Manager	Jolie Watson
Basketball Operations Manager	Christian Endrigran
Equipment Manager	Josh Conder
Manager/Game Strategy & Analytics	Zach Chu
Basketball Operations Coordinator	Aaron Weaver
Head Video Coordinator	Isaac Jacob
Senior Basketball Data Analyst	Brady Baker
Performance Data Analyst	Sarah Kessler
Basketball Data Developer	Michaela Roberts
Massage Therapists	Jon Christopher, Victoria Pelton
Executive Chef	J Jones
Sous Chef	Ke'Race Taylor
Team Physician/Team Orthopedist	Tim Hupler, M.D.
Team Internist	Steve Samuels, M.D.
Team Cardiologist	King Yee, M.D.
Team Performance Psychologist	Adam Shunk, Ph.D.
Team Dentist	Robin Thoman, DDS
Team Ophthalmologist	John Abrams, M.D.
Statistics Crew, Pacers	Bob Bernath, Randy Fishman, David George, Scott George
Jon Glesing, Ed Hruskacy, Beth Masariu, Elliott Segal, Geoff Sherman	
Statistics Crew, Fever	Bob Bernath, Trudy Bernath, Clara Caito, Randy Fishman, Scott Fishman, David George
Jon Glesing, Marie Kabrich, Beth Masariu, Dana Rutley, Judy Schneider, Geoff Sherman	
Media Room Attendants, Pacers	Clara Caito, Julie Cordes, Nicole Hendricks, Deborah Hughes
Marie Kabrich, Mark Robinson, Dana Rutley, Kaye Totton, Angela Williams	

PACERS PLAYER RELATIONS

Vice President of Player Relations	Karen Atkeson
Manager Player Relations	Michael Hornback
Pacers & Mad Ants Player Relations Coordinator	Jasmine Smits



STAFF DIRECTORY

FEVER BASKETBALL, LLC

President/Chief Operating Officer.....Allison Barber
 Interim General Manager and Senior Advisor for Fever Basketball Operations.....Lin Dunn
 Director/Fever Basketball Operations.....Hillary Spears
 Assistant Coaches Gary Kloppenburg, Vicki Hall, Thored Simpson
 Physical Therapist/Athletic Trainer.....Ryan Newton
 Director of Public Relations, Fever Basketball.....Ryan Stevens
 Fever Sales & Service Consultants.....Christina Howard, Ashley Peavey
 Executive Assistant to the President/Fever.....Erica Harris
 Fever/Mad Ants Operations Coordinator.....Shannon Norton
 Fever Video Coordinator.....Celia Marfone
 Strength and Conditioning Coach.....Shannon Patterson
 Team Physician.....Patrick Kersey, M.D.
 Team Orthopedist.....Stephen Kollias, M.D., Scott A. Lintner, M.D.

FORT WAYNE MAD ANTS

President.....Tim Bawmann
 General Manager.....Chris Taylor
 Assistant General Manager.....Tim Brown Jr.
 Head Coach.....Tom Hanks
 Assistant Coaches.....Dylan DeBusk, Justin Wetzel
 Assistant Coach/Video Coordinator.....James Cambronne
 Part-Time Coaching Associate.....Steve Miklis
 Head Athletic Trainer/Physical Therapist.....Ayami Sato
 Athletic Trainer.....Dan Rosselli
 Assistant Athletic Trainer/Physical Therapist.....Maria Witte
 Director of Business Development.....Allie Lane
 Director Public Relations & Social Media.....Dan Vance
 Business Development Manager.....Jim Shovlin
 Business Relations Manager.....Allison Link
 Community Development Manager.....Ron Howard
 Controller/Business Manager.....Julie Rumschlag
 Game Operations/Multimedia Manager.....Cameron Smolinske
 Youth Basketball/Group Sales Manager.....Nick Gamble
 Corporate Ticket Sales Manager.....Donny Green
 Pacers & Mad Ants Player Relations Coordinator Jasmine Smits
 Fever/Mad Ants Operations Coordinator.....Shannon Norton

FINANCE

Chief Financial Officer/Executive Vice President.....Kevin Bower
 Senior Vice President/Controller.....Matt Albrecht
 Senior Director Accounting.....Kyle Heidelberger
 Senior Director/Procurement.....Daune Conwell
 Director/Accounting.....Erin Weesner
 Associate Director/Accounting & Finance Applications.....Michelle Peasley
 Manager/Procurement.....Prudence Morrow
 Procurement Specialist.....Christian Ford
 Travel Specialist.....Tami Scism
 Treasury Manager.....Noah Johnson
 Senior Accountants.....Samantha Lewis, Anna Logan

HUMAN RESOURCES

Senior Vice President/Human Resources.....Donna Wilkinson
 Vice President Human Resources & Payroll.....Angela Lee
 Associate Director/HR Systems, Payroll, L&D...Michella Jameson
 Benefits & Wellness Manager.....Jaime Willis
 Talent Acquisition Manager.....Lauren McMullen
 HR Generalist.....Angie Lee

MANAGEMENT INFORMATION TECHNOLOGY

Chief Technology Officer.....Carl Ceresoli
 Vice President/Technology.....Courtney Cole
 Director/Broadcast Engineering.....Greg Smith
 Network Engineer.....Tresden Moore
 Principal Network Director.....Wendel Dunham
 IT Service Engineer-Physical Security.....Chad Smith
 IT Support Manager.....Jennifer Spray
 Senior Service Engineer.....Myron Thomas
 Senior Microsoft Service Engineer.....Joe Sargeant
 Senior Broadcast Operations Engineer.....Emily Wright
 Broadcast Engineering Technician.....Christopher Flood
 Technology Support Specialist.....Marina Cobb
 IT Support Specialist.....Chelsea Root
 IT Event Manager.....Darryle Sims

MARKETING

President and Chief Commercial Officer.....Todd Taylor

BROADCASTING

Vice President/Broadcasting.....Jamie Berns
 Broadcast Coordinator.....Chelsea Pylitt
 Multimedia Producer and On-Air Talent.....Pat Boylan
 Public Address Announcer.....Shawn Sullivan
 Radio Announcers, Pacers.....Mark Boyle, Pat Boylan
 Television Announcers, Pacers.....Quinn Buckner, Chris Denari,
 Eddie Gill, Jeremiah Johnson
 Television Announcers, Fever.....Tully Bevilacqua, Brian Goss

CORPORATE PARTNERSHIPS

Vice President/Corporate Partnerships.....Terry Tiernon
 Senior Director/Corporate Partnership Activation.....Sarah Baird
 Senior Director/Corporate Partnership Operations.....Matthew Lowstetter
 Senior Corporate Partnership Sales Directors
Michael Lake, Chris Melby
 Corporate Partnership Sales Directors.....Eric Cole,
 Chris Inderstrod, Courtney Klosterman
 Marketing Manager.....Melinda Doerhman
 Senior Corporate Partnership Activation Manager.....Chelsea Krill
 Corporate Partnership Activation Manager.....Julie Lesser
 Corporate Partnership Activation Coordinators
Madison Prillwitz, Grant Weigel
 Corporate Partnership Operations Coordinator.....Todd Hauser

CUSTOMER INSIGHT AND ENGAGEMENT

VP Customer Insight and Engagement.....Anthony Brock
 Director/Salesforce.....Taylor Bloom
 Manager/Business Data.....Jakob Fischer
 Business Analyst.....Adeline Deichmann
 CRM Manager.....Kyle Turner
 Manager/Marketing Cloud.....Sydney Lesko
 Salesforce Coordinator.....Courtney Burks
 Data Engineer.....Jarred Chavez

ENTERTAINMENT

Vice President/Game Operations.....Dean Heaviland
 Director Game Operations.....Doug Morgan
 Director/Studio Production.....Matthew Scott
 Associate Director/Creative Content.....Richard Geerts
 Associate Director Game Operations.....Jamie Russell
 Associate Director/In-Arena & Studio Production.....Brian Rogat
 Associate Director Interactive Teams.....Michelle Duggan
 IPTV Specialist.....Gary Joe Rice
 Coordinating Producer of In-Arena & Studio Production Christopher Patton
 Game Operations Assistant.....Ray Henderson
 Game Operations Coordinator.....Alyssa Nelson

DIGITAL, MARKETING & BRAND STRATEGY

Vice President of Marketing and Brand.....Kate Denton
 Vice President, Head of Digital Strategy.....Tyler Beadlescomb
 Senior Director/Marketing.....Josh Shuck
 Director of Marketing/Fever.....Shayna Sangster
 Art Director.....Joel Dale
 Associate Director/Creative Services.....Jeff Johnson
 Associate Director/Digital Marketing.....Wheat Hotchkiss
 Associate Director/Digital Partnerships.....Robyn Fuhrman
 Associate Director/Digital Marketing, Events.....Kaitlyn Sintkowski
 Associate Director/Digital Video Production.....Danjae "DJ" Rosete
 Associate Director/Social Content.....Zach Hughes
 Associate Marketing Managers ..Rachel Lohman, Malik McCord
 Web Developer.....Andy Keller
 Digital Motion Graphics Designer.....Renick Bowman
 Digital Video Producer.....Marco Martinez
 Digital Video Producer, Fever Basketball.....Daniel Stallings
 Digital Marketing Coordinator, Fever Basketball.....Kyle Grand
 Graphic Designer.....Peyton Scott
 Social Media Coordinators.....Logan Kassel, Paige Sterner
 Fever Social Media Coordinator.....Kariele Bland

PACERS ESPORTS, LLC

Senior Director of Esports Operations.....Cody Parent
 Director Content Production/Pacers Gaming.....Spencer Martin
 Team Operations Coordinator.....Bobby Jones Jr.



STAFF DIRECTORY

TICKET SALES & SERVICES

Vice President/Ticket Sales Development.....Barry Gibson
 Associate Vice President/Premium & Corporate Ticket Sales.....Justin Ramquist
 Associate Vice President/
 Ticket Technology and Logistics.....Dayna Pawelak
 Director/Consumer Sales & Service.....Greg Breiner
 Director/Group Sales.....Addie Ball
 Associate Director/Ticket Analytics.....Lucas Hunt
 Associate Director/Ticket Logistics.....Brenda Freeland
 Associate Director/Ticket Technology.....Michelle Harrell
 Ticket Technology Consultant.....Jarrard Terrell
 Director/Premium Sales.....Andrew Boehner
 Suite Sales Manager.....Mike White
 Premium Sales Manager.....Kyle Krol
 Ticket Business Manager.....Taylor Thomas
 Group Service Coordinators.....Megann Kramer, Marci Rash
 Ticket Logistics Coordinators.....Scott Dunblazier, Brent O'Bold
 Group Events Specialists.....Joshua Borges, Ashley Chitwood,
Christian Evans, Arrion Jones, Rachel Widenhofer
 Corporate Ticket Sales Managers.....Rodney Arnett, Joe Henschel,
Jolynn Ifit, Johnny Jones, Adonis Lee,
Ashley Livingston, Greg Waters
 Consumer Experience Representatives.....Matthew Cysewski,
Lanita Hinton
 Consumer Sales Representatives.....Jair Adams, Hendrix Barnes,
Layna Mathewson, Alex Morton
Christopher Mundy, Caroline Schultheis,
Abigail Walker, Zach Watson

CUSTOMER LOYALTY

Senior Director/Premium Experience.....Joe English
 Senior Director/Premium Experience.....Kristyn Laffoon
 Director/Premium Experience.....Meaghan Banks
 Premium Experience Managers.....Hannah Bromm,
Jake Brown, Ja'von Langley
 Senior Season Ticket Experience Manager.....Spencer Anderson
 Season Ticket Experience Managers.....Jordan Armstrong,
Taylor Best, Dennis Dearthuff, Emily Walden

FACILITIES

EVP Corporate Communications, Community Engagement
 and Facility Operations.....Mel Raines
 Owner's Representative/VP.....Melody Park
 Senior Coordinator Facility Operations.....Kim Case

BOX OFFICE

Senior Director/Event Finances/Box Office.....Paul Congress
 Director/Box Office.....Tricia Brown
 Manager/Box Office.....Alicia Dalrymple
 Assistant Manager/Box Office.....Beth Schumacher
 Box Office Coordinator.....Austin Morganti
 Senior Box Office Ticket Seller.....Jared Salisbury

COMMUNITY ENGAGEMENT

VP/Community Engagement Executive.....Corey Wilson
 Senior Director Community Engagement.....Kelli Towles
 Associate Director Community Engagement.....Richard Smith
 Director Social Impact.....Rico Francis
 Manager/Community Engagement.....Rachael Gregory

CORPORATE COMMUNICATIONS

VP External Relations and Corporate Communications.....Danny Lopez
 Vice President/Communications.....Quinn Buckner
 Senior Director Public Relations.....Eddie White
 Corporate Photographer/Videographer.....Matt Kryger

GUEST EXPERIENCE

Senior Director/Guest and Culinary Experience.....Erin Dlouhy
 Associate Director/Guest Experience.....Nolan Grenig
 Manager/Guest Relations.....Kimberly Bradford
 Guest Services Coordinator.....Michele Hoosier
 Receptionist.....Stephanie Pinder

ENGINEERING AND CONSTRUCTION

Vice President/Engineering and Construction.....Lori Miser
 Senior Director/Campus Maintenance.....Scott Sermersheim
 Associate Director/Campus Maintenance.....Cody Moore
 Central Plant Specialist-Plumber.....Darren Habig
 Central Plant Shift Engineer.....Dan Karch
 Engineering Specialist.....Mat Adams
 Maintenance Engineer.....Damon Parton
 Electrician.....John Lawrence

OPERATIONS/EVENT PRODUCTION

Senior Vice President/Facility Operations.....Andy Arnold
 Vice President, Event Production & Facilities Operations.....Stephen Staker
 Senior Director, Event Production & Sustainability.....Doug Weitkamp
 Senior Event Operations Manager.....Mark Gruber
 Stage Foreman.....Michael Wecht
 Assistant Stage Foreman.....Scott Furry
 Facility Operations Manager.....Jeff Kistler
 Assistant Manager, Conversions/Housekeeping.....Salvador Reyes
 Event Coordinator.....Haley Wessel
 SVC Operations Coordinator.....Austin Greider
 Housekeeping Manager.....Brandon Hixon
 Event Housekeeping Supervisor.....Amanda Jones
 Housekeeping Night Supervisor.....Laketa Ligon
 Senior Conversion.....Stephen Spears
 Conversion.....Enob Shawmelle Paige
 Senior Utility Setup.....Bob Hoegelge, Jason Harvey
 Utility Setup.....Keeghan McLain

SECURITY & EVENT SERVICES

Vice President/Security and Event Services.....John Ball
 Senior Director/Building Security & Safety.....Steve Turner
 Associate Director/Safety & Security.....Mariah Barber
 Senior Manager of Campus Security.....Alex Marvel
 Event Services Manager.....Kristin Marzel
 Security Operations Center Officers Joseph Duh, Damon Edmonds,
 Darrell Gardner, Andrew McBride
Angel Rodriguez, Rayfis Weather
 Campus Security Officers Doña Eliassaint, Christian Jones, Clarence
 Matthews, Richard Penn, Brandon Perry
Lori Phillips, Eric Schutte, Brayton Smith, Robert Strunk

TEAM STORE

Associate VP/Merchandising and Retail.....Lauren Roa
 Assistant Retail Operations Manager.....Liz Pervenecki
 Retail Marketing Manager.....Taylor Nefouse
 Team Store Merchandise Operations Manager.....Editha Sison
 Retail Business Coordinator.....Anna Polizzi

TEAM STORE

Vice President 2024 NBA All Star Game.....Dianna Boyce
 Director of Events, Activations and Venues.....Ebony Armstrong

CONTRACTED SERVICES

Live Nation Director/Booking.....Marty Bechtold
 IST Management Services.....Kristianna Nichols
 Levy Vice President of Hospitality Strategy.....Jerry Purvis
 Levy/Executive Chef.....Chris Albano
 Virginia Avenue Garage/Parking Manager.....Phil Krebs



NBA GOVERNORS

HERBERT SIMON

Chairman, CEO and NBA Governor



Herbert Simon is Chairman Emeritus of Simon Property Group, Inc., which owns or has an interest in retail properties worldwide. Born in Brooklyn, N.Y., along with brothers Melvin and Fred, they were raised in the Bronx. Mr. Simon earned his bachelor's degree at City College of New York.

Mr. Simon, together with his late brother Melvin, led Simon Property Group, Inc. to a leadership position within the industry which it continues to maintain today. Simon has always been a big supporter of development in and around Indianapolis. Circle Centre Mall and Bankers Life Fieldhouse are two key components that helped revitalize the city.

Mr. Simon and Melvin purchased the Pacers in 1983 to ensure the team would stay in Indianapolis. Herbert Simon is Owner/CEO of Pacers Sports & Entertainment.

A firm supporter of professional, environmental and community groups, Mr. Simon has served on the Boards of numerous organizations and served a term as Chairman of the NBA Board of Governors.

STEVE SIMON

Alternate NBA Governor



Stephen H. Simon, is the founder of Simon Equity Partners, LLC and has been a managing member since January 2007. From February 1997 to December 2006, Mr. Simon served as president and chief executive officer of Melvin Simon & Associates, Inc., a privately-held real estate and investment company. Mr. Simon serves on the board of directors of the Pacers Basketball Corporation. Mr. Simon is a director for the Herbert Simon Family Foundation and serves on the boards of the following non-profit organizations; Central Indiana Land Trust, Conscious Alliance and HeadCount.

Mr. Simon holds a degree in General Studies with a concentration in Public and Environmental Affairs from Indiana University.

PACERS SPORTS & ENTERTAINMENT EXECUTIVE STAFF

JIM MORRIS

Vice Chairman



Jim Morris is in his 15th year with Pacers Sports & Entertainment, and his 7th year as the franchise's Vice Chairman.

Morris joined PS&E in 2007 as a Special Advisor to then CEO/President Donnie Walsh and was named President, April 16, 2008. A graduate of Indiana University with a master's degree from Butler University, Morris has spent much of his life in Indianapolis in a variety of key positions. He started with American Fletcher National Bank in 1965 and from 1967-73 served former Mayor Richard G. Lugar as chief of staff. In 1973, he went to the Lilly Endowment, serving as its president from 1984-88 and from 1989-2002 he was the chairman and chief executive officer for IWC Resources Corporation and Indianapolis Water Company.

Before joining PS&E, Morris was the executive director for five years for the United Nations World Food Programme (WFP) where he led the world's largest humanitarian agency. That took him to many struggling parts of the world as he worked on behalf of the hungry and poor, particularly children. He also served as the Secretary General's Special Envoy for the humanitarian crisis in southern Africa during those same years.

Morris has received many honors, including 17 honorary degrees. In June of 2021 Jim received the Sachem Award from Governor Eric Holcomb. His public service includes serving as a trustee and board chairman for both Indiana State University and Indiana University. He has served on the Executive Board of UNICEF, National Advisory Board for the Boy Scouts of America, was Treasurer of the US Olympic Committee, Chairman Emeritus of the Board for Riley Children's Foundation, and has been a member of the Board of Governors of the American Red Cross. He has served on the Boards of Hulman & Company, the Indianapolis Motor Speedway, Eiteljorg Museum, and the Indianapolis Power and Light Advisory Board.

Morris is happily married to Jackie, and they have three children, eight grandchildren, and two wonderful King Charles Cavalier puppies, Buster and Brownie.



PACERS SPORTS & ENTERTAINMENT EXECUTIVE STAFF

W. F. RICK FUSON Chief Executive Officer



Since joining the Pacers' organization in 1984, Rick Fuson has been influential in shaping events within Market Square Arena, Bankers Life Fieldhouse and elsewhere in Indianapolis.

A graduate of Indiana University and a life-long resident of Indianapolis, he joined the staff of Market Square Arena in 1984 as director of special events and was promoted the following year to vice president. Fuson helped

oversee the design of the Pacers' move to Bankers Life Fieldhouse in September 1999. He was promoted to Executive Senior Vice President of Pacers Sports & Entertainment in November 2001. Rick was named Chief Operating Officer in April 2008. In September 2014 he became President/COO. In his current role, Fuson is responsible for operation of all aspects of the business and facilities elements of Pacers Sports & Entertainment.

Through the years, Fuson has been active in pursuing major events for Bankers Life Fieldhouse and the City of Indianapolis. He served as Co-Chair of the 2012 Super Bowl Village Committee. He was a member of the Executive Committee for the 1991 World Gymnastics Championships and served as chairman for the opening ceremonies. He was co-chairman of special events for the 1991, 1997 and 2000 NCAA Final Four and served on the Local Organizing Committee for the 2006 and 2010 NCAA Final Four. Fuson was instrumental in bringing the NCAA Men's Basketball Division I First and Second Round Tournament Games to Bankers Life Fieldhouse for the first time in 2017. He produced the opening ceremonies of the 2001 World Police & Fire Games and the closing ceremonies of the Pan American Games in 1987. Fuson served on the Local Organizing Committee for the 2002, 2004, 2006, 2008-2012, 2014-2016 and 2017-2022 Big Ten Basketball Championships, 2002 FIBA World Basketball Championships, and 2004 FINA World Swimming Championship. He also served on the Local Organizing Committee for the 2015 P&G Gymnastics Championships. He is Co-Chair for the Big Ten Basketball Championships Local Organizing Committee. Fuson lead the effort to bring the 2021 NBA All-Star Game to Indianapolis which will now be in 2024 and serves as the LOC Chairman.

Throughout his career, he has received such honors as Recipient of the Indianapolis Ambassadors 1988 Community Service Award, Indianapolis Business Journal's "Who's Who in Hospitality", "Who's Who in Sports" and "Forty Under Forty." He has also been active with the Indianapolis Fellowship of Christian Athletes, the 1985 NBA All-Star weekend, the grand opening of the Indianapolis Zoo in 1988, the White River Park State Games and Indianapolis Downtown Space 2010.

Fuson is a professional member of the International Association of Venue Managers. He currently serves on the Board of Directors for Central Indiana Corporate Partnership (CICP) and is a member of the Business Equity for Indy initiative (BEI) created by CICP and Indy Chamber. He also serves on IHSAA Foundation, Indy Public Safety Foundation, Indy Chamber and Visit Indy Advisory Board, Downtown Indy Recovery Committee and serves as Chair of the Pacers Foundation. He is an Indiana Sports Corporation Board of Directors Life Member and serves as Board Chairman.

Rick is married to Karen Ferguson Fuson. Fuson's family includes three children: Amy Howell (Brett), Emily Fuson Weber (Jimmy) and Matthew Fuson; two grandchildren: Jackson and Sullivan Massillamany; and, Karen's two children: Kaela and Kyle Crotchfelt.

MEL RAINES President and Chief Operating Officer



Mel Raines is in her eighth season with Pacers Sports & Entertainment, earning the title of President and Chief Operating Officer as well as President of the 2024 NBA All-Star Local Organizing Committee. Raines ensures the franchise's corporate priorities are being amplified through all traditional media and digital channels which includes promoting PS&E's community partners and considerable commitment to the city and state through initiatives to improve outcomes for Indianapolis youth and address issues of social justice. She also oversees all construction and operational facilities activity to ensure the smooth and seamless planning and execution of all events that take place in Bankers Life Fieldhouse with an emphasis on providing an exceptional guest experience. Raines oversees all planning for 2024 NBA All-Star weekend in coordination with the Host Committee Board of Directors and the NBA.

Raines has more than 25 years of event operations, legislative, political, corporate, and public affairs experience. Prior to joining PS&E, she was chief of staff to Indiana Congresswoman Susan W. Brooks overseeing three offices as well as all legislative, constituent services and communications staff.

Raines has worked in various roles on six Republican National Conventions including serving as the COO for the 2008 Republican National Convention and as a senior advisor for the 2012 and 2016 conventions overseeing all delegate, guest and media credentialing. As chief operating officer, Raines played a critical role in organizing, managing and producing the convention. The Associated Press called the convention "a model of efficiency and organization."

From 2009 to 2012, Raines was one of the principal architects of Indianapolis' highly acclaimed 2012 Super Bowl. She was the vice president of government relations and event operations for the 2012 Indianapolis Super Bowl Host Committee overseeing 14 planning committees, including transportation and parking, weather preparedness, clean zone implementation, government services, state and city services, public safety, aviation services, ADA accessibility and risk management.

Earlier in her career, Raines served as Assistant to Vice President Dick Cheney for Political Affairs, directing all the Vice President's political and domestic outreach activities. She also held several leadership positions at Altria Corporate Services, at the Republican National Committee, and began her career on Capitol Hill with U.S. Sen. Daniel Coats of Indiana.

Raines, a South Bend, Ind. native and graduate of Indiana University - Bloomington, is on the board of directors of Visit Indy, Second Helpings, the Pacers Foundation and the Indy Championship Fund. She currently resides in Indianapolis.



PACERS SPORTS & ENTERTAINMENT EXECUTIVE STAFF

TODD TAYLOR President and Chief Commercial Officer



Todd Taylor, 51, is entering his 11th year with Pacers Sports & Entertainment, as the organization's Senior Vice President/Chief Sales and Marketing Officer. In his role, Taylor oversees all aspects of PS&E's sales and marketing initiatives, including ticket sales, corporate partnerships, broadcast, game operations, analytics, promotions, branding, advertising and interactive marketing. In addition to his sales and marketing duties, Taylor

has oversight of Pacers Gaming (NBA2K) and business operations of the Fort Wayne Mad Ants (G League).

Prior to joining PS&E, Taylor was the Executive Vice President of Ticket Sales and Marketing for the Texas Rangers. During his time in Texas, he was responsible for all facets of the Rangers ticketing operations, including season, group, and individual ticket sales, suites sales and services, and oversight of the ticket office. He also led the marketing department and played a major role in the club's branding initiatives.

From 2006 to 2010, Taylor served as Vice President, Consumer Marketing for the Milwaukee Brewers where he was responsible for all aspects of ticket sales and services, suite sales and services, consumer marketing, and branding for the Brewers. Building a fully integrated ticket sales and marketing team led to Milwaukee drawing over three million fans in both 2008 and 2009, including a then franchise record total of 3,068,458 in 2008.

Prior to arriving in Milwaukee, Taylor was Vice President of Ticket Sales and Service for the Portland Trail Blazers from 2004-06, where he led the NBA club's ticketing and retail operations. He spent the previous seven years from 1998-2004 with the Columbus Blue Jackets of the National Hockey League as Senior Account Executive, Director of Ticket Sales, and Vice President of Ticket Sales. In Columbus, he is credited with inventing the "Stock Split" and "Stock Split Vesting" programs, which helped the Blue Jackets record 102 sellout crowds, including 58 consecutive, and play to 97% capacity from 2000-04.

In 2011, Taylor was named to the SportsBusiness Journal's "Forty Under 40" list which identifies and recognizes the most influential sports executives under the age of 40.

Taylor is a native of Sidney, Ohio and a 1995 graduate of The Ohio State University. Todd and his wife Jennifer live in Westfield and have three children, daughter Brynn and sons Keenan and Ian.

FRANK POLICE Executive Vice President & Chief Legal Officer



Frank Police is the Executive Vice President & Chief Legal Officer of Pacers Sports & Entertainment, overseeing all legal matters for the Indiana Pacers, Indiana Fever, Fort Wayne Mad Ants, Pacers Gaming and Bankers Life Fieldhouse. Frank is a 1993 graduate of Purdue University and a 1996 graduate of Hofstra University School of Law. After law school Frank spent a year working with BWD Group, an insurance

broker in New York specializing in sports insurance that negotiates and administers league-wide insurance programs for the NBA, WNBA, NHL and MLB. In 1998, Frank joined the law firm of Salyers & Eiteljorg in Indianapolis, serving first as an associate and later as partner, a firm that served as outside general counsel to Pacers Sports & Entertainment from 1983 until 2011. In 2011, Frank moved in-house to create the legal department of Pacers Sports & Entertainment.

Frank sits on the Board of the Gregory S. Fehrbach Center and the Boiler Business Exchange of Indianapolis. Frank also is currently serving as a member of the United States Anti-Doping Agency (USADA) Review Board and the INDYCAR Review Facilitator and Appeal Panel.

TRACY ELLIS-WARD Senior Vice President/Diversity, Equity and Inclusion



Tracy Ellis-Ward is the Senior Vice President of Diversity, Equity & Inclusion for Pacers Sports & Entertainment (PS&E). In this inaugural role, she is responsible for leading and developing a proactive strategic framework aligned with organizational goals and objectives. Her work includes ensuring diversity, equity and inclusion are intentionally woven across all levels of the company, including

hiring and retention, diversified partnerships, learning and development, and policies and practices that promote engagement, and enhance cultures of belonging in the workplace and community.

Prior to joining PS&E, she was Senior Associate Commissioner and Chief Diversity, Equity & Inclusion Officer at the BIG EAST Conference in New York City, NY, since May 2015. Ellis-Ward served as the day-to-day administrator for women's basketball, and was responsible for scheduling, in conjunction with FOX Sports, the conference's exclusive broadcast partner, officiating oversight, and management of the BIG EAST Women's Basketball Tournament, as well as strategic direction and growth of the sport. Ellis-Ward also led the conference's Diversity, Equity & Inclusion Working Group and was responsible for strategic DEI initiatives, development, and implementation of programming. Additionally, she managed the postgraduate assistantship program and assisted with commissioner special projects. She was also a member of the NCAA Women's Basketball Competition Committee, the WBCA Diversity & Inclusion Committee, and Co-Chaired the WBCA Social Justice Task Force.

Prior to the BIG EAST Conference, Ellis-Ward was Senior Associate Athletics Director and Senior Women's Administrator at the University of Massachusetts-Low-



PACERS SPORTS & ENTERTAINMENT EXECUTIVE STAFF

ell. She has had an extensive career in athletics administration, including stops at Ohio University (1991-92), Michigan State (1993-2000) and the WNBA (2000-05), where she oversaw basketball operations and worked alongside former Commissioner Val Ackerman.

Ellis-Ward earned a bachelor's degree in Art at the University of Missouri, where she was an All-American in women's basketball and served as team captain. Ellis-Ward was also part of an elite group of six interns for the NCAA prior to obtaining her Masters in Sports Administration from Ohio University. She is currently pursuing her doctoral degree at Gonzaga in Leadership Studies.

A native of Dayton, Ohio, she is the mother of two children, Gabrielle, a graduate of Indiana Wesleyan University, and Langston, a former football student-athlete and graduate of Harvard, and current Stanford Law School student. She was married to the late Michael J. Ward.

DR. ALLISON BARBER President & Chief Operating Officer, Indiana Fever



Dr. Allison Barber's basketball career began and ended as a young girl in her driveway in Schererville, Ind., but the advice from her father, "Take it to the hoop!" has shaped her career.

From grade school teacher to communications strategist in the White House and U.S. Department of Defense; and as the first chancellor and chief fundraiser for Western Governors University (WGU) Indiana, Barber has a suc-

cessful record of building brands to maximize exposure and impact.

As president and chief operating officer of the Indiana Fever, her goal is to grow Fever fans in all 92 Indiana counties through the tenets of commitment, competition and contribution. Hired March 4, 2019, she is just the second chief executive in the Fever's 20 years of existence, replacing Kelly Krauskopf, who built and shaped the franchise through its first 19 seasons.

Barber was most recently the president of WGU Advancement, the nonprofit fundraising arm of WGU Indiana, the state's online, competency-based university. She previously served as chancellor of WGU Indiana, helping the university experience unprecedented growth in helping Hoosiers improve their lives by earning a college degree – growing from 250 students to 5,000 students and enrolling students in all 92 counties of the state.

Barber holds a B.S. in Elementary Education from Tennessee Temple University; a M.S. in Elementary Education from Indiana University; and a Ph.D. in Leadership from Tennessee Temple University. She was recognized as a Woman of Influence by the Indianapolis Business Journal and is the recipient of the Department of Defense Medal for Distinguished Public Service awarded by Defense Secretary Donald H. Rumsfeld.

In March 2019, she was presented with Indiana's highest honor, the Sagamore of the Wabash, by Governor Eric Holcomb. Barber is a state lead volunteer for the American Red Cross and serves on the boards of the Indiana Chamber of Commerce, Techpoint, Indiana Internet and the Elizabeth Dole Hidden Heroes Foundation.

CARL CERESOLI Chief Technology Officer



Carl Ceresoli is entering his fifth season as Chief Technology Officer of Pacers Sports & Entertainment. His responsibilities at PS&E span IT Networks, Cyber Security, Deployment and Technology Support Services.

Mr. Ceresoli joined the PS&E team from Starbucks Coffee Company where he was Director of Global Infrastructure and Technology Services. There he led a team

out of Seattle with responsibilities over technology store design, global networks and circuit management, and technology build for the coffee company's new Roastery locations around the globe. Prior to Starbucks, he spent three years at Microsoft as part of their retail technology leadership team. His role as Senior Director of Retail Infrastructure and Build was responsible for growing their global retail footprint from 28 to over 100 locations and achieving over a billion in annual sales. Mr. Ceresoli was recruited to Microsoft from AT&T where he for eight years held the position of Director of Concept Development and Implementation. There he ran technology infrastructure for their 4,000 retail locations as well as one of AT&T's top Innovation Centers located in Atlanta. His lab drove several firsts for the company, including delivering AT&T's Social Media Analytics Center and the company's first retail flagship location built out in downtown Chicago. Mr. Ceresoli has also founded and assisted in the creation of several startups throughout his career helping to raise millions in venture capital to support development and go-to-market efforts for these companies.

Mr. Ceresoli is a graduate of Rochester Institute of Technology where he received his BS in Business Marketing and Technology. He resides in the Zionsville area with his wife Maria and four children, Anthony, Nicholas, Joseph and Eva.

DONNA WILKINSON Chief People Officer



Donna is currently Senior Vice President of Human Resources for Pacers Sports & Entertainment. In this HR Generalist role, Donna is responsible for helping shape a positive and engaging company culture for all PSE employees so each employee could fully utilize their talents and perform at a high level in our team environment. Donna's responsibilities include talent management and onboarding, benefit and policy evolution

and administration, employee relations, leadership development and training, HR Legal compliance, compensation management, as well as strategic and tactical benefit management and administration for the franchise which has over 2,000 full and part time employees. In addition to her HR responsibilities, Donna also oversees payroll, worker's compensation and employee community involvement initiatives for PS&E.

Prior to joining PS&E in 2002, Donna worked as VP of Human Capital for eSkye Solutions, an Indianapolis-based pre-IPO technology start up. Donna also spent six and a half years with Sara Lee Corporation's Meat Group in various HR Roles throughout the United States. While at Sara Lee, Donna worked in both union and non-union environments and finished her Sara Lee career in Dallas, Texas as VP of Human Resources for State Fair Foods, a Division of SLC.

Donna is also currently involved in several community boards and initiatives. In 2018 she was named one



of United Way of Central Indiana's 100 heroes for 2018 for making a positive impact in the community and was recognized by Duke University with the Forever Duke Award for excellent recent volunteer service to Duke. She is involved with The Boys and Girls Club of Indianapolis (former board president), Hamilton Southeastern School Foundation Advisory Council, Duke Field Hockey Alumni Leadership Committee and the Forum Credit Union Board of Directors. Donna has an undergraduate degree from Duke University where she was an economics major and co-captain of the nationally ranked 1988 Duke Field Hockey Team. She received her MBA from Vanderbilt University's Owen Graduate School of Management with Beta Gamma Sigma honors and received the Dean's Award for the Outstanding Graduate. She not only received a great education there but also met her husband Jeff. Donna loves to cook, travel, and stay active in any way she can. A native of Northeastern Pennsylvania, Donna now considers herself a Hoosier and resides in Fishers, Ind. with her husband and two daughters, Natalie (age 22) and Claire (age 20).

ANDY ARNOLD

Senior Vice President/Facility Operations



Andy Arnold has been a member of the Pacers Sports & Entertainment team since 2015. In his role, Arnold is responsible for management of all aspects of facilities operations for the Pacers Sports & Entertainment campus including, ticket sales, security, event production, event settlement, catering, concessions, guest experience, and engineering.

Arnold has worked in the sports industry in Indianapolis since arriving in the city in 2000, including at three notable sports facilities, the RCA Dome, Lucas Oil Stadium, and Gainbridge Fieldhouse. Prior to joining the staff of Pacers Sports and Entertainment, most recently, Arnold worked for the NCAA in a critical role in planning the Division I Men's Basketball Championship including the Men's Final Four in 2013, 2014 and 2015. Additionally, he played significant parts in planning major sporting events in Indianapolis, including the 2005 and 2016 Women's Final Fours, the 2006, 2010 and 2015 Men's Final Fours and Super Bowl XLVI (2012).

Arnold is a native of Sidney, Ohio, and a 2000 graduate of the University of Dayton with a degree in Sport Management. He and his wife Julie live in Brownsburg with their two children, daughter, Hailey, and son, Evan.

MATT ALBRECHT

Senior Vice President/Finance & Controller



Matt Albrecht is the Senior Vice President of Finance & Controller of Pacers Sports & Entertainment, overseeing all financial matters as well as Procurement and general Travel. Albrecht is a 1994 graduate of Ball State University, earning a Bachelors Degree in Accounting and became a Certified Public Accountant in 1997. He came to PS&E in July 2005 from National Wine & Spirits, a liquor and wine

distributor in the states of Indiana, Illinois and Michigan.

Albrecht, 51, was born in Plainfield, Ind, and grew up in Brownsburg, Ind. He is married to his wife Lacey and they have two children, Morgan and Colin. Albrecht is a member of the American Institute of Certified Public Accountants, and the Indiana CPA Society. He serves on the Board of Directors and is the Treasurer for the Concord Neighborhood Center.



PACERS SPORTS & ENTERTAINMENT VICE PRESIDENTS



KAREN ATKESON
Vice President/
Indiana Pacers
Player Relations



JOHN BALL
Vice President/
Security and Event
Services



TYLER BEALESOMB
Vice President/
Head of Digital Strategy



JAMIE BERNS
Vice President/
Broadcasting



DIANNA BOYCE
Associate Vice President/
Digital Marketing, Facility
and Community



QUINN BUCKNER
Vice President/
Communications



SONYA CLUTINGER
Vice President/
Pacers Basketball
Administration



COURTNEY COLE
Vice President/
Technology



CATHERINE CORSARO
Vice President/
Assistant General
Counsel



KATE DENTON
Vice President/
Marketing and Brand



BARRY GIBSON
Vice President/
Ticket Sales Development



DEAN HEAVILAND
Vice President/
Game Operations



ANGELA LEE
Vice President/
Human Resources &
Payroll



DANNY LOPEZ
Vice President/
External Relations and
Corporate Communications



PAULA MAXWELL
Vice President/
Risk Management



LORI MISER
Vice President/
Engineering and
Construction



MELODY PARK
Vice President/
Owner's Representative



MICHAEL PRESTON
Vice President/
Basketball Communication
and Media Relations



STEPHEN STAKER
Vice President/
Event Production &
Facilities Operations



TERRY TIERNON
Vice President/
Corporate Partnerships



COREY WILSON
Vice President/
Community Engagement
Executive

ASSOCIATE VICE PRESIDENTS



ERIN DLOUHY
Associate Vice President/
Guest and Culinary
Experience



DAYNA PAWELAK
Associate Vice President/
Ticket Technology and
Logistics



JUSTIN RAMQUIST
Associate Vice President/
Premium & Corporate
Ticket Sales



LAUREN RDA
Associate Vice President/
Merchandising and Retail



PACERS SPORTS & ENTERTAINMENT STAFF



JAIR ADAMS
Consumer Sales
Representative



MAT ADAMS
Engineering Specialist



ALEX ALGEE
Senior Manager of
Campus Security



SPENCER ANDERSON
Senior Season Ticket
Experience Manager



JORDAN ARMSTRONG
Season Ticket
Experience Manager



EBONY ARMSTRONG
Director of Events,
Activations and Venues



RODNEY ARNETT
Corporate Ticket
Sales Manager



SARAH BAIRD
Senior Director/Corporate
Partnership Activation



ADDIE BALL
Director/
Group Sales



MEAGHAN BANKS
Director/Premium
Experience



MARIAH BARBER
Associate Director/
Safety & Security



HENDRIX BARNES
Consumer Sales
Representative



TAYLOR BEST
Season Ticket
Experience Manager



KARLEE BLAND
Fever Social
Media Coordinator



TAYLOR BLOOM
Consumer Sales
Representative



ANDREW BOEHNER
Director/
Premium Sales



JOSHUA BORGES
Group Events
Specialist



RENICK BOWMAN
Digital Motion Graphics
Designer



KIMBERLY BRADFORD
Manager/Guest
Relations



GREG BREINER
Director/Consumer
Sales & Service



ANTHONY BROCK
Director/Customer Insights
& Business Analytics



HANNAH BROMM
Premium Experience
Manager



JAKE BROWN
Premium Experience
Manager



TRICIA BROWN
Director/
Box Office



COURTNEY BURKS
Salesforce
Coordinator



KIM CASE
Senior Coordinator
Facility Operations



JARED CHAVEZ
Data Engineer



ASHLEY CHITWOOD
Group Event
Specialist



MARINA COBB
Technical Support
Specialist



ERIC COLE
Corporate Partnership
Sales Director



FRONT OFFICE

PACERS SPORTS & ENTERTAINMENT STAFF



PAUL CONGRESS
Senior Director/Event
Finances/Box Office



DAUNE CONWELL
Senior Director/Pro-
curement



MATTHEW CYSEWSKI
Consumer Experience
Representative



JOEL DALE
Art Director



ALICIA DALRYMPLE
Manager/Box Office



DENNIS DEARDRUFF
Season Ticket
Experience Manager



ADELINE DEICHMAN
Business Analyst



MELINDA DOEHRMAN
Marketing Manager



MICHELLE DUGGAN
Associate Director
Interactive Teams



JOSEPH DUH
Security Operations
Center Officer



SCOTT DUNBLAZIER
Ticket Logistics
Coordinator



WENDEL DUNHAM
Principal Network
Engineer



DAMON EDMONDS
Security Operations
Center Officer



DOÑA ELIASAINT
Security Operations
Center Officer



JOE ENGLISH
Senior Director of
Customer Loyalty



CHRISTIAN EVANS
Group Event
Specialist



JAKOB FISCHER
Manager/
Business Data



CHRISTOPHER FLOOD
Broadcast Engineering
Technician



CHRISTIAN FORD
Procurement
Specialist



RICO FRANCIS
Director
Social Impact



BRENDA FREELAND
Associate Director/
Ticket Logistics



ROBYN FUHRMAN
Associate Director/
Digital Partnerships



SCOTT FURRY
Assistant Stage
Foreman



DARRELL GARDNER
Security Operations
Center Officer



RICHARD GEERS
Associate Director/
Creative Content



KYLE GRAND
Digital Marketing Coordinator,
Fever Basketball



RACHAEL GREGORY
Manager/Community
Engagement



AUSTIN GREIDER
ASVC Operations
Coordinator



NOLAN GRENIG
Associate Director/
Guest Experience



MARK GRUBER
Event Operations
Manager



PACERS SPORTS & ENTERTAINMENT STAFF



DARREN HABIG
Central Plant
Specialist



BOB HAEGELE
Utility Setup



MICHELLE HARRELL
Senior Ticket
Technology Coordinator



ERICA HARRIS
Executive Assistant to
the President/Fever



JASON HARVEY
Utility Setup



TODD HAUSER
Corporate Partnership
Operations Coordinator



KYLE HEIDELBERGER
Senior Director
Accounting



RAY HENDERSON
Game Operations
Assistant



JOE HENSCHEL
Corporate Ticket
Sales Manager



LANITA HINTON
Consumer Experience
Representative



BRANDON HIXON
Housekeeping Manager



MICHELE HOOSIER
Guest Services
Coordinator



WHEAT HOTCHKISS
Associate Director/
Digital & Web Marketing



CHRISTINA HOWARD
Fever Sales & Service
Consultant



ZACH HUGHES
Digital Marketing
Manager



LUCAS HUNT
Manager/Ticket
Analytics



JOLYNN IFFT
Corporate Ticket
Sales Manager



CHRIS INDERSTROOT
Corporate Partnership
Sales Director



MICHELLA JAMESON
Associate Director/HR
Systems, Payroll, L&D



NOAH JOHNSON
Treasury Manager



JEFF JOHNSON
Associate Director/
Creative Services



AMANDA JONES
Event Housekeeping
Supervisor



ARRION JONES
Consumer Sales
Representative



JOHNNY JONES
Corporate Ticket
Sales Manager



CHRISTIAN JONES
Campus Security
Officer



DAN KARCH
Central Plant
Shift Engineer



LOGAN KASSEL
Social Media
Coordinator



ANDY KELLER
Web Developer



JEFF KISTLER
Facility Operations
Manager



COURTNEY KLOSTERMAN
Corporate Partnership
Sales Director



FRONT OFFICE

PACERS SPORTS & ENTERTAINMENT STAFF



MEGANN KRAMER
Group Service
Coordinator



CHELSEI KRILL
Sr. Corporate Partnership
Activation Manager



KYLE KROL
Premium Sales
Manager



MATT KRYGER
Corporate Photographer/
Videographer



KRISTYN LAFFOON
Senior Director/
Premium Experience



MICHAEL LAKE
Senior Corporate
Partnership Sales Director



JA'VON LANGLEY
Premium Experience
Manager



JOHN LAWRENCE
Electrician



ADDIS LEE
Corporate Ticket
Sales Manager



SYDNEY LESKO
Manager/
Marketing Cloud



JULIE LESSER
Corporate Partnership
Activation Manager



ASHLEY LIVINGSTON
Consumer Sales
Representative



SAMANTHA LEWIS
Senior Accountant



LAKEKA LIGON
Housekeeping Night
Supervisor



ANNA LOGAN
Staff Accountant/Accounting
System Administrator



RACHEL LOHMAN
Associate Marketing
Manager



MATTHEW LOWSTETTER
Director Corporate
Partnership Operations



MARCO MARTINEZ
Digital Video Producer



KRISTIN MARVEL
Event Services
Manager



LAYNA MATHEWSON
Consumer Sales
Representative



CLARENCE MATTHEWS
Campus Security
Officer



ANDREW MCBRIDE
Security Operations
Center Officer



MALIK McCORD
Associate Marketing
Manager



KEEGHAN McCLAIN
Associate Marketing
Manager



LAUREN McMULLEN
Talent Acquisition
Manager



CHRIS MELBY
Senior Corporate
Partnership Sales Director



CODY MOORE
Associate Director/
Campus Maintenance



TRESSDEN MOORE
IT Event Manager



DOUG MORGAN
Director/
Game Operations



AUSTIN MORGANTI
Box Office
Coordinator



PACERS SPORTS & ENTERTAINMENT STAFF



PRUDENCE MORROW
Manager of Procurement



ALEX MORTON
Consumer Sales Representative



CHRISTOPHER MUNDY
Consumer Sales Representative



TAYLOR NEFOUSE
Retail Marketing Manager



ALYSSA NELSON
Game Operations Coordinator



BRENT O'BOLD
Ticket Logistics Coordinator



SHAWNDELLE PAIGE
Conversion



DAMON PARTON
Maintenance Engineer



CHRISTOPHER PATTON
Coordinating Producer of Studio Production



MICHELLE PEASLEY
Associate Director/Accounting & Finance Applications



ASHLEY PEAVEY
Fever Sales & Service Consultant



RICHARD PENN
Campus Security Officer



BRANDON PERRY
Campus Security Officer



LIZ PERVEENECKI
Assistant Retail Operations Manager



LORI PHILLIPS
Campus Security Officer



STEPHANIE PINDER
Receptionist



ANNA POLIZZI
Retail Business Coordinator



MADISON PRILLWITZ
Corporate Partnership Activation Coordinator



CHELSEA PYLITT
Broadcast Coordinator



MARGI RASH
Group Service Coordinator



SALVADOR REYES
Assistant Manager, Conversions/Housekeeping



GARY JOE RICE
IPTV Specialist



ANGEL RODRIGUEZ
Security Operations Center Officer



BRIAN ROGAT
Associate Director/Studio Production



CHELSEA ROOT
IT Support Specialist



DANJAE "DJ" ROSETE
Associate Director/Digital Video Production



JAMIE RUSSELL
Associate Director, Game Operations



JARED SALISBURY
Senior Box Office Ticket Seller



SHAYNA SANGSTER
Director of Marketing/Fever



JOE SARGEANT
Senior Microsoft Service Engineer



FRONT OFFICE

PACERS SPORTS & ENTERTAINMENT STAFF



CAROLINE SCHULTHEIS
Associate Director,
Game Operations



BETH SCHUMACHER
Assistant Manager/
Box Office



ERIC SCHUTTE
Campus Security Officer



JIM SCHWABE
Senior Counsel



TAMI SCISM
Travel Specialist



MATTHEW SCOTT
Associate Director/
Studio Production



PEYTON SCOTT
Graphic Designer



SCOTT SERMERSHEIM
Senior Director/
Campus Maintenance



JOSH SHUCK
Director of Marketing



DARRYLE SIMS
IT Event Manager



KAITLYN SINKOWSKI
Associate Director/
Digital Marketing, Events



GREG SMITH
Director/Broadcast
Engineering



CHAD SMITH
IT Service Engineer -
Physical Security



RICHARD SMITH
Associate Director,
Community Engagement



BRAYTON SMITH
Campus Security Officer



HILLARY SPEARS
Director/Fever
Basketball Operations



STEPHEN SPEARS
Senior Conversion



JENNIFER SPRAY
Senior IT Engineer



DANIEL STALLINGS
Digital Video Producer,
Fever Basketball



PAIGE STERNER
Social Media
Coordinator



RYAN STEVENS
Director of Public Relations,
Fever Basketball



ROBERT STRUNK
Campus Security
Officer



JARRARD TERRELL
Ticket Technology
Consultant



MYRON THOMAS
Senior Service
Engineer



TAYLOR THOMAS
Ticket Business
Manager



CARRIE TIPTON
Office Manager/Administrative
Assistant to President/COO



KELLI TOWLES
Senior Director
Community Engagement



KYLE TURNER
CRM Manager



STEVE TURNER
Senior Director/Building
Security & Safety



EMILY WALDEN
Season Ticket
Experience Manager



PACERS SPORTS & ENTERTAINMENT STAFF



ABIGAIL WALKER
Consumer Sales Representative



TINA WALL
Executive Assistant to Vice Chairman



GREG WATERS
Consumer Sales Representative



ZACH WATSON
Consumer Sales Representative



RAYFIS WEATHER
Security Operations Center Officer



MICHAEL WECHT
Stage Foreman



ERIN WEESNER
Director/Accounting



GRANT WEIGEL
Corporate Partnership Activation Coordinator



DOUG WEITKAMP
Senior Director/Event Production & Sustainability



HALEY WESSEL
Event Coordinator



EDDIE WHITE
Senior Director Public Relations



MIKE WHITE
Suite Sales Manager



RACHEL WIDENHOFER
Group Event Specialist



JAIME WILLIS
Benefits & Wellness Manager



EMILY WRIGHT
Senior Broadcast Operations Engineer



GAME ENTERTAINMENT

BOOMER

Team Mascot



Boomer, the Pacers Panther, is a huge fan favorite who has made a cat-quick climb to become one of the best mascots in all of sports. His amazing athletic abilities and comedic antics win over fans of all ages. His wacky cat has a unique way of entertaining. His act draws plenty of laughs from fans, opponents and even referees.

His popularity continues to grow and he is now recognized locally, nationally and world-wide. Each year, Boomer makes more than 300 personal appearances. He has been to Australia, Brazil, Mexico, France, Spain, Germany, China, Portugal, England, South Korea, Scotland, Taiwan, Puerto Rico, Bosnia, Kosovo, Iceland, Lithuania, London, Denmark, South Africa, Holland and India. He has been a participant in 14 NBA All-Star weekends, featured in NBA national marketing spots and in one overseas publication was recognized as one of the top ten mascots in Europe.

To his credit, Boomer keeps his paws firmly planted on the ground (except when he puts on his dunking display) by participating in many charitable events. Those efforts earned Boomer a ROSE (Recognition of Service Excellence) Award from VisiIndy in 2015 and he was recently inducted into the Mascot Hall of Fame in 2020. Boomer also enjoys participating in Boomer's Chair Aerobics at Assisted Living Homes and Boomer's Boot Camp programs, and he travels to local schools putting on dunk shows/convocations that focus on fitness, anti-drug/anti-bullying messages, test preparation and reading. Boomer makes regular visits to area schools to promote these programs. If you would like information on booking Boomer, please call (317) 917-2882.

Follow Boomer online at:

Pacers.com/Boomer

Facebook.com/PacersBoomer

Twitter.com/PacersBoomer

Instagram.com/PacersBoomer





INDIANA PACEMATES

Since the Indiana Pacers first hit the hardwood in 1967, the Indiana Pacemates have been right there with them! Originally known as the Marathon Scoreboard Girls and then the Paul Harris Pacerettes in the ABA, the squad presented fashion shows during selected timeouts and halftimes. After several years, the squad evolved into an entertainment entity of the franchise during the 1972-73 season and became known as the Indiana Pacemates. The Pacemates currently act as goodwill ambassadors to the community by making numerous appearances throughout the year for corporate, private, civic and charitable events on behalf of the Indiana Pacers.

The Pacemates' program continued into the 1976-77 season, when the Pacers entered the NBA. A dramatic new dimension was added to the Pacemates' program when they were heralded as the first professional dance/cheerleading squad in the NBA.

Creatively, the Pacemates merged the magic of dance and the excitement of cheerleading into a kaleidoscope of entertainment. So innovative and organized was the Pacemates' program that similar groups began to appear with other teams. Squads such as the Los Angeles Laker Girls, Chicago Luvabulls and the New Jersey Nets' Cheerleaders could now be found in NBA programs throughout the country. However, it was the Pacemates that were the trendsetters.

The Pacemates' excellent reputation for entertainment came to the attention of the NBA front office in New York City, which extended an invitation to the squad to perform at the NBA All-Star Game. This was the first time in NBA history that an invitation was extended to a professional cheerleading squad. The Pacemates continued to set the trend as they were also the very first NBA dance team to be invited to perform for U.S. and NATO troops stationed overseas on the Armed Forces Entertainment Tour in 2004 and 2005. In the summer of 2009, the Pacemates were invited to China by the NBA to participate in a 14-day tour with the Jam Van Tour and again in 2012 to China as featured performers for the Guangdong Mobile Tour. In 2013, they traveled to Taipei, Taiwan for NBA Cathay Youth Madness and the NBA 3x in Manila, Philippines and attend the NBA Global Games in both cities during the same season. Most recently, members of the Pacemates visited Regina, Saskatchewan in Canada for the NBA All-Star Challenge and to Xi'an, China for the NBA Five Basketball Tournament.

As the Pacers continue to succeed, so does the Pacemates' program, as they continue their tradition of excellence in entertainment and commitment to the community for the 56th season!





HIGH OCTANE DRUMLINE

The Indiana Pacers have a musical group to entertain fans at all home games. The Indiana Pacers “High Octane” Drumline perform in and around Bankers Life Fieldhouse entertaining fans and adding a touch of a collegiate atmosphere to Pacers functions and game night festivities. The group practices twice a week in the fall and once a week during the NBA season. It features the talents of approximately 20 performers ages 16 and older with backgrounds in pageantry art performance such as marching band and drum corps. The “High Octane” Drumline add yet another dimension to the already popular Pacers entertainment elements.

POWER PACK

The Pacers Power Pack have been entertaining Pacers fans since 1999. Fans from all over, enjoy watching their high flying, acrobatic, stunt dunking! The Pacers Power Pack love dunking with their dare devil leader, Boomer, at every Pacers home basketball game. .but keep your eyes open, because you may see them flying around your area soon! Call (317) 917-2882 for more information.

PACERS HYPE CREW

The Pacers Hype Crew is a fan interactive group that engages fans on the concourses during pre-game activities and assists with executing in-game promotions at every Pacers home game. You can hear them on all levels of the arena throughout the games, helping to keep the energy high and enhance our fans’ game-day experience. This co-ed group also performs high-energy routines at select games- sometimes with the Pacemates. You won’t want to miss seeing them on the court this season.





RADIO ANNOUNCERS

MARK BOYLE

Play-by-Play



Mark Boyle has completed a franchise record 34 seasons as the “Voice of the Pacers” on an extensive statewide network. In January 2023, Boyle will eclipse 3,000 games broadcasted during his NBA career.

Before coming to Indiana, Boyle spent time in Minneapolis, St. Louis - where he worked in one

of the most highly regarded sports departments in broadcasting at KMOX - and New York, where he was one of the original on-air voices at WFAN, the country's first all-sports radio station. In addition to his NBA experience, which includes work on the nationally broadcast NBA Game of the Week, he has worked in the NHL, spending two seasons with the Minnesota North Stars, and has covered the NFL, Major League Baseball and Big Ten football and basketball.

A man of eclectic interests, Boyle has spent his summers broadcasting minor league baseball games, competing in the U.S. Open Chess Tournament, performing with the Indianapolis Symphony and at the Indianapolis Civic Theatre, piranha fishing on the Amazon River, and working as a barista at a local coffee house. Active in several local charities, he has served on the Board of Directors of The Indiana Blind Children's Foundation and the Indiana Children's Wish Fund. Boyle spent part of the summer of 2010 walking 500 miles across Indiana to raise money for the Wish Fund, and in 2011 he raised money for charity by performing odd jobs, including working on the pit crew for ML Racing during a NASCAR race in Indianapolis, spending a day with the Indiana National Guard, and filling in as a meteorologist on the NBA affiliate in Indianapolis.

Boyle has been recognized as Indiana's Sportscaster of the Year five times by the National Sportswriters and Sportscasters Association, and has also been honored as the top talk show host in Indianapolis by Indianapolis Monthly magazine. He was inducted into the Indiana Sportswriters and Sportscasters Hall of Fame in April 2013.

INDIANA PACERS RADIO NETWORK 2022-23

WFNI	AM 1070	Indianapolis	WNDI	FM 95.3	Sullivan
W298BB	FM 107.5	Indianapolis	WPGW	AM 1440	Portland
WKJG	FM 100.9	Ft Wayne	WPGW	FM 100.9	Portland
WKJG	1380 AM	Ft Wayne	WPGW	FM 100.9	Portland
WSLM	FM 97.9	Salem	WZBD	FM 92.7	Berne
WSLM	1220 AM	Salem	WSHY	104.3 FM	Lafayette
WAXL	FM 103.3	Santa Claus	WSHY	104.3 FM	Lafayette
WORX	FM 96.7	Madison	WLTJ	AM 1550	New Castle
WXFN	AM 1340	Muncie	WXVW	AM 1450	Jeffersonville
WXFN	FM 102.9	Muncie	WXVW	FM 96.1	Jeffersonville
WREB	FM 94.3	Greencastle	WGCL	FM 96.1	BLOOMINGTON
WWBL	FM 106.5	Washington	WGCL	AM 1370	BLOOMINGTON
WYFX	FM 106.7	Mt. Vernon	Sirius XM	891	Online only



RADIO ANNOUNCERS

PAT BOYLAN

Sideline Reporter/Studio Host



Pat Boylan is in his ninth season as the host and sideline reporter for the Pacers radio network and contributes to Pacers telecasts on Bally Sports Indiana.

Boylan also hosts "Pacers Weekly" on 1070 The Fan, and "The Sideline Guys" podcast for Pacers.com; he is the TV play-by-play announcer for the Indiana Fever, and a voice of various IH-

SAA State Finals broadcasts.

He graduated from Carmel High School and Ball State University and lives in Indianapolis.

EDDIE WHITE

Postgame Show Host



Eddie White, a veteran of over 35 years in athletic communications, is the host of Pacers Over-time, the Pacers radio postgame show. White is also a contributor for Pacers Weekly and a reporter for Pacers.com.

In addition to his media duties, White is the Senior Director of Public Relations for Pacers Sports & Entertainment, working with

the Pacers, the Indiana Fever of the WNBA and Pacers Gaming of the NBA 2K League. He previously spent time as a sports talk show host for the Pacers flagship, 1070 The Fan. Prior to working in media, White headed the team service division for the NBA and the NFL for Logo Athletic, Puma, Reebok and Adidas. He also was Director of Public Relations for the Miami Dolphins after four years as Asst. Director of Sports Information at the University of Notre Dame. White, who worked 26 Super Bowls in various capacities for the NFL, is a regular speaker at schools throughout the Midwest and MC/Auctioneer for various charities. A native of Wilkes-Barre, Pa., he owns a B.A. degree in English from Wilkes University, where in 2001 he was given the Alumnus of the Year award. White also studied part-time in the Masters of Science in Administration program at Notre Dame. His three-part series, "Academics & Athletics – A Winning Combo", was judged best in the nation by the Univ. of Missouri School of Journalism.



TELEVISION ANNOUNCERS

QUINN BUCKNER
Color Analyst



Quinn Buckner is the long-time analyst for the Pacers' television games. In July 2004, Buckner was named Vice President of Communications for Pacers Sports & Entertainment. Buckner also leads the Pacers Youth Basketball program, a PS&E initiative to support youth basketball in Indiana.

Prior to joining the Pacers' television staff, he was an analyst with the Cleveland Cavaliers. Other television Buckner has

done includes work with NBC and its NBA coverage, and also CBS' March Madness college basketball coverage. He was also an analyst for NBA games on ESPN Radio.

Buckner is a former head coach of the Dallas Mavericks and played 10 seasons in the NBA, including 1983-84, when he was a member of Boston's NBA Championship team.

An Indiana University graduate with a Business degree, Buckner won four Big Ten Basketball championships and was the captain of the 1976 undefeated NCAA Championship team (the last college basketball team to go undefeated and win the national championship, and was voted the greatest team in the 75 years of the NCAA tournament). Buckner was the Captain of the 1976 gold medal-winning U.S. Olympic Basketball team. While in high school, he also captained two Illinois state championships teams. He is one of three people in the history of basketball to win a championship on every level, high school, college, Olympics and the NBA. On November 19, 2015, Quinn was inducted into the National Collegiate Basketball Hall of Fame in Kansas City, Mo.

In 2021, Buckner was named Chair of the Board of Trustees at Indiana University. He has served on the board since his appointment in 2016.

Quinn is an avid golfer. And his community activities have included serving on the boards of various charities, including the Indiana University Board of Trustees, Indiana University Foundation, Center for Leadership Development, Pacers Foundation, Community Health Network Foundation, First Tee of Indianapolis, Old National Bank Advisory Board, Crossroads of America Council Boys Scouts of America Advisory Board, Ivy Tech Community College Foundation, Indianapolis Children's Choir Advisory Council, National Basketball Players Association, USA Basketball, Olympic Athletes' Advisory Council, Indiana Youth Institute, Special Olympics of Indiana, YMCA, Indianapolis Zoological Society, and the Big Ten Advisors Council.

CHRIS DENARI
Play-by-Play



Chris Denari enters his 17th season as the Pacers' television play-by-play announcer. Denari has been involved in broadcasting sports in Indianapolis for nearly 40 years. He was named the Indiana Sportswriters and Sportscasters Association 2003 Broadcaster of the Year, and in April 2016, he was inducted into the Indiana Sportswriters and Sportscasters Association Hall of Fame.

Denari also served as the radio/television play-by-play announcer for the WNBA's Indiana Fever for 18 seasons from 2000-2017. He most recently was the Sports Director at WXIN-TV Fox 59 in Indianapolis. With his move to Pacers' TV, he ended his 17-year association as the radio play-by-play voice of Butler University basketball. He called five of Butler's NCAA Tournament appearances, including the Bulldogs' first trip to the Sweet Sixteen in 2003.

He is an announcer for the Indianapolis Motor Speedway Radio Network and has broadcast 21 Indianapolis 500s from his Turn 4 location. Previously, he handled play-by-play duties for the Big Ten Network, was a member of the Indianapolis Colts Radio Network, worked for Pacers TV as a locker-room reporter and was the television play-by-play voice for the Indiana High School Athletic Association's state championship events.

A 1979 graduate of Westfield (Ind.) High School, he played basketball for his father, Bob. He graduated from Wabash College in 1983 and was a member of the Little Giants' 1982 NCAA Division III national championship basketball team. In 2014, Denari was inducted with his teammates into the Wabash College Athletic Hall of Fame.

Denari is a board member for the Joel Cornette Foundation and has served on the Board of Directors for Special Olympics Indiana, Methodist Sports Medicine Foundation and Carmel Dads Club. He is a spokesman and volunteer for the Hamilton County Humane Society and is active as a speaker and emcee for various organizations and events in Central Indiana. In 2009, he was named to the inaugural class of the Westfield High School Distinguished Alumni Hall of Fame. In 2016, he was the recipient of the Clarence A. Jackson Career Service Award from the National Association of Wabash Men, an award given annually to an alumnus who has distinguished himself by outstanding service to his chosen vocation.

Denari and his wife, Terry, live in Carmel, Ind., and are the proud parents of sons, Evan (daughter-in-law, Meredith, Wilson (daughter-in-law, Emma, and grandson, Archer) and Max.



TELEVISION ANNOUNCERS

JEREMIAH JOHNSON TV Host/Sideline Reporter



Jeremiah Johnson is the Pregame/Postgame Host and Sideline Reporter for Pacers basketball on Bally Sports Indiana.

As a native of Peru, Indiana, covering sports in the Hoosier state is all Jeremiah has ever wanted to do. "JJ" has only lived outside of this great state for only 15 months, during his first professional television experience at WYMT in Hazard, Kentucky. Jeremiah came "Back Home Again" to work in Terre Haute at WTWO from 2001-04 where he was also a sideline reporter for Indiana State Basketball. His Indianapolis sportscaster dream came true while working at Fox 59 in Indianapolis from 2004-13. His memorable assignments included covering every NCAA Tournament game during Butler's Final Four runs of 2010 and 2011, in addition to three Super Bowls and numerous Pacers playoff series.

Jeremiah joined Fox Sports Indiana for the 2013-14 season as the Pacers Pregame Producer and is now entering his seventh season as Pregame/Postgame host and sideline reporter. Jeremiah and producer Ken Sothman have brought home a 2016 and 2020 Great Lakes Regional Emmy for Best Sports Program Series for Pacers Live! Pregame.

He is passionate about local high school sports and works various IHSAA Championship Broadcasts and the ISC Sports Network. He also hosts NCAA Selection Shows, has worked sidelines for the Big Ten Network, and most recently filled in as a Paddock Analyst for thoroughbred and quarter horse racing at Indiana Grand in Shelbyville.

Jeremiah enjoys assisting the Pacers Community Relations Department during Reading Timeouts at various schools and libraries in the area. Since he didn't travel with the Pacers last season, Jeremiah took advantage of the opportunity to help coach the Zionsville Eagles 6th grade basketball team. Jeremiah lives in Boone County with his wife Alisha and sons Preston (14) and Mason (9).

EDDIE GILL Radio/Television Analyst



Eddie Gill is entering his seventh season as the pregame and postgame analyst on the television broadcast for the Pacers. Additionally, he serves as a color analyst on the radio broadcast for select Pacers games.

Gill played professional basketball for 12 years, including part of seven NBA seasons. He enjoyed a two-year stint with the Pacers from 2004-06 under head coach

Rick Carlisle.

Gill resides in Carmel, Ind. with his wife, Marisa. Together, they have two children, Eddie IV and Kiara. Currently, he is a Lead Advisor with Wise Financial - Northwestern Mutual. In his free time, he enjoys spending time with family and friends as well making a positive impact in the Indianapolis community.



COMMUNITY ENGAGEMENT





PACERS SPORTS & ENTERTAINMENT COMMUNITY ENGAGEMENT INITIATIVES "TRANSFORMING THE LIVES OF HOOSIERS ONE TOMORROW AT A TIME"

Our mission is to be a catalyst for change in the lives of Hoosiers, by listening and building authentic relationships particularly in communities with lived experiences of poverty, injustice, and inequality. Follow what we are doing in the community @PacersSportsEnt.

EDUCATION READ LIKE A PRO

Read Like A Pro teaches the importance of education and literacy and encourages youth to embrace the love of reading through core programs including: Read Like A Pro Reading TimeOuts, Read Across America Day, the Pacers All-Star Reading Team and Pacers BookTok.

READING TIMEOUTS

Throughout the year, PS&E presents over 25 Read Like A Pro Reading TimeOuts featuring special guest readers that include members of the Pacers, Fever Indiana Pacemates, Boomer, Freddy Fever, and members of the All-Star Reading Team. These special guests read stories to students in kindergarten through third grade, from oversized books. After the event, each participating student receives a Pacers backpack filled with a variety of swag. In addition, participating students can win prizes including headbands, t-shirts, and a Pacers mini-hoop. Each visit is approximately one hour in length with class sizes averaging 175 students in kindergarten through third grade.

ALL-STAR READING TEAM

As part of the Read Like A Pro Reading TimeOut Program, PS&E developed an All-Star Reading Team featuring players, coaches, local dignitaries, community partners, area celebrities and staff. Over 60 members of the All-Star Reading Team volunteer their time and knowledge throughout the year to PS&E's Education initiative to help promote and bring public awareness to the value of reading.

READ ACROSS AMERICA DAY

The National Education Association's Read Across America Day is an annual reading motivation and awareness program that calls for every child in every community to celebrate reading in early March. Each year PS&E presents our version of Read Across America Day at a select area elementary school. This special event includes a Read Like A Pro Reading TimeOut for K-3rd graders, including a Pacers Backpack filled with a variety of swag. In addition, each child receives a commemorative t-shirt, along with a birthday cupcake and juice to complete the celebration.

PACERS BOOKTOK

To encourage youth to embrace the love of reading, the Pacers have created Pacers BookTok. Members of the Indiana Pacers team and coaching staff share their favorite children's book via TikTok to promote the value of reading.





PACERS CARES ENGAGEMENT INITIATIVES

BUILDING OUR FUTURE PRESENTED BY G-UNITY FOUNDATION

Through partnerships with local law enforcement, youth organizations, and community partners, Building Our Future presented by the G-Unity Foundation is focused on empowering today's youth to develop the confidence, tools, and knowledge to excel, learn, grow, and lead future generations.

Building Our Future is implemented with core programs including: Building Bridges with Law Enforcement, Building Our Future Youth, Building Your Platform and Building For Change.

BUILDING BRIDGES WITH LAW ENFORCEMENT

Building Bridges with Law Enforcement hosts community conversations and events focused on bridging the gap and building relationships between our community, youth, and law enforcement.

TUESDAYS WITH JALEN

As part of Building Bridges with Law Enforcement, Jalen Smith, in partnership with Indy PAL, hosts "Tuesdays with Jalen" at local barbershops to discuss the challenges faced by today's youth, the importance of setting goals and provides resources to inspire change.

BUILDING OUR FUTURE YOUTH

Building Our Future Youth is focused on the importance of mentoring and to help close the mentoring gap through quality mentoring relationships for young people. Through our Youth Advisory Council, Celebration of Mentoring, and our Changemakers Dream Team, we provide opportunities for young people everywhere they are.

YOUTH ADVISORY COUNCIL

The Youth Advisory Council, which provides an opportunity for school-age youth to have a voice at the table and provide insight and guidance into our Community and Foundation programs and platforms.

CELEBRATION OF MENTORING

Partnership with select mentoring organizations, providing opportunities for networking, awareness, and recruitment of mentors.

CHANGEMAKERS DREAM TEAM

Youth selected by our mentoring partners are provided educational and experiential opportunities throughout the Pacers and Fever seasons.

BUILDING YOUR PLATFORM

Building Your Platform provides recognition of individuals in schools and communities in which we serve, who are making a measurable impact through advocacy, leadership, service, and sacrifice. This program includes the Hoosier Lottery Community Impact Award and the Abrams Academic Achievement Award.

HOOSIER LOTTERY COMMUNITY IMPACT AWARD

Presented to an individual or group who have made an overwhelming impact on the lives of others through their unique commitment and humanitarian spirit.

ABRAMS ACADEMIC ACHIEVEMENT AWARD

In partnership with Team Ophthalmologist Dr. John Abrams, the Abrams Academic Achievement Award is presented to area middle school students for their hard work, leadership, and academics.

BUILDING FOR CHANGE

Building For Change provides opportunities for vulnerable individuals/groups by amplifying their strengths, providing visibility, and giving a voice to the voiceless.

AUTISM AWARENESS

Providing opportunities, advocacy and support to organizations serving those on the Autism Spectrum, including Damar and Independence Academy, to increase understanding and acceptance of people with autism and fostering worldwide support.

SPECIAL OLYMPICS INDIANA

Partnership with Special Olympics Indiana to provide inclusive opportunities and experiences for athletes in which they serve, by using sports as a catalyst for social change, working to end discrimination and empower people with intellectual disabilities to reach their fullest potential on and off the playing field.



PACERS CARES ENGAGEMENT INITIATIVES

CORPORATE CITIZENSHIP

HOOPS FOR TROOPS PRESENTED BY YUENGLING

Hoops for Troops is a year-round initiative led by the NBA, its teams, and players in collaboration with the Department of Defense, USO and other military and veteran serving organizations to honor active and retired service men and women and their families. In addition, the NBA partners with the Department of Defense to not only express our appreciation for our military, but also work with them as part of a commitment to service (community, leadership, transition, health).

The Pacers and Yuengling recognize and serve alongside these heroes through the following Hoops for Troops programs and events: Hoops for Troops Night, Commitment to Service Day, Brunch & Basketball and Jalen Smith's Salute of the Game.

HOOPS FOR TROOPS NIGHT

In celebration of all our military men and women, the Indiana Pacers host a special Hoops for Troops Night at a select home game in November. Activities include Honorary Team Captain, Game Night Giveaway, T-Shirt Toss, Salute of the Game, Anthem, Color Guard, Swearing in and Boomer Dunk Show featuring our men and women in uniform.

COMMITMENT TO SERVICE DAY

Members of Pacers Sports & Entertainment and Yuengling staff, along with military service personnel join for a Day of Service, helping local community organizations with a variety of projects including kit builds, chopping food, cleaning houses, delivering food, etc.

BRUNCH & BASKETBALL

Military personnel are invited to Gainbridge Fieldhouse for a special brunch, followed by a behind-the-scenes look at Pacers practice. Following practice, Pacers players and the military members participate in a meet and greet where each service person receives Pacers swag, along with the opportunity for autographs and photos from their favorite coach or player.

JALEN SMITH'S SALUTE OF THE GAME

To honor the valiant soldiers serving our country, Jalen Smith and the Indiana Pacer have partnered with local military organizations to present the Salute of the Game at select home games.

This program allows military personnel and their families to serve as VIP guests at the game and be recognized for their selfless acts in protecting our country. Each military member and their family participate in a pregame meet and greet with Jalen Smith, receives lower-level seats for that night's game and is treated to a complimentary meal, courtesy of Levy Restaurants.





PACERS CARES ENGAGEMENT INITIATIVES

SEASON OF GIVING DELIVERED BY PAPA JOHN'S

Each year the NBA, its teams and players are out in the community hosting hundreds of charitable events to brighten the holidays for thousands of children and families. Events are led by players, legends, coaches, and executives to give back to the community in the areas of education, health and wellness and hands-on service.

Pacers Sports & Entertainment participate in the Season of Giving campaign with programs that include: Domantas Sabonis "Come to Our House" Season of Giving Dinner presented by US Foods, Giving Tuesday, Pacers Holiday Extravaganza, and Jakks Pacific BIG Toy Giveaway.

TYRESE HALIBURTON "COME TO OUR HOUSE" SEASON OF GIVING DINNER

Presented by US Foods

The annual "Come to Our House" Season of Giving Dinner presented by US Foods offers the opportunity for homeless men, women, and children to receive a home-cooked holiday meal. Members of the Pacers & Fever, including players, coaches, and training staff, along with Indiana Pacemates, Boomer, Pacers alumni and Freddy Fever are on hand to help serve dinner, mingle with the guests, and distribute goodie bags filled with cold-weather items. In addition, other interactive stations are available for guests, including photo booths, face painting, balloon artists, coloring station and more.

GIVING TUESDAY

Each year Pacers Sports & Entertainment participates in Giving Tuesday, to simply encourage people to do good.

Whether it is making someone smile, making a financial donation, helping a neighbor, or volunteering, every act of generosity counts, and everyone has something to contribute toward building a better world.

PACERS HOLIDAY EXTRAVAGANZA

Each year, the Pacers partner with a non-profit children's organization for a holiday party at an area "fun zone." Pacers players and Pacemates join the children and their families for a pizza party, followed by activities including climbing walls, trampolines and more! Each child is surprised with a \$200 gift card and a Pacers goodie bag, and each family receives a Kroger gift card and tickets to an upcoming Pacers home game.

JAKKS PACIFIC TOY GIVEAWAY

Each year, Pacers Sports & Entertainment provides toys to deserving youth in Indianapolis and throughout the state of Indiana. Thousands of toys are donated to these organizations through the generous donation of the leading U.S. toy and consumer products company, JAKKS Pacific, Inc.





PACERS CARES ENGAGEMENT INITIATIVES



In Indiana alone, over 834,000 people are struggling with hunger - and of them over 239,000 are children. From our Block Out Hunger initiative to the Million Meal Marathon, PS&E is committed to helping to eliminate food insecurity in our communities.

BLOCK OUT HUNGER

The Block Out Hunger campaign tips off each year during the Season of Giving, when Pacers Sports & Entertainment partners with local community organizations to help address food insecurity in our local communities. Block Out Hunger helps to provide groceries to families with lived experiences of poverty in communities throughout Indianapolis.

MILLION MEAL MARATHON

Each year Pacers Sports & Entertainment teams up with Million Meal Movement to pack over one million meals from October through December to benefit local food pantries, including Indianapolis Public Schools. Volunteers from all over the community gather at Gainbridge Fieldhouse to help provide food for hungry families in Indiana.



PACERS CARES ENGAGEMENT INITIATIVES

OTHER CORPORATE CITIZENSHIP PROGRAMS

SUSTAINABILITY

Presented by Republic Services

To be more environmentally conscious, Pacers Sports & Entertainment and Republic Services continue to improve the environmental performance of our organization as well as help spread the message to our fans. Sustainability addresses environmental conservation policies within our offices and educates our fans on ways they can lead a more environmentally friendly lifestyle.

MERCHANDISE DONATIONS

As part of the Pacers commitment to the community, we provide donations to events and fundraisers to non-profit organizations. Information on requesting a Merchandise Donation, including our donation policies and procedures, can be found by visiting www.nba.com/pacers/donation-request-form. This online donation request system has been implemented to decrease our carbon footprint and to help protect our environment. We appreciate your support of our policies and procedures.

PACERS PALS TICKET PROGRAM

Kids love going to a professional sports event. For many of our kids, at risk or not, they might never get a chance to see the Pacers in action. A night out with a chaperone and a group of friends lets them see on-court athletic achievement. And it might just turn out to be instructive about the benefits of determination and perseverance. All we know is that the kids have fun and laugh and let us into their lives for a night. And for us, that's a good start. The Pacers Foundation Pacers Pals Ticket Program is open to all non-profit organizations in the state of Indiana and is provided through the generous contributions of our players and corporate community. To request tickets for your non-profit organization, visit <http://www.nba.com/pacers/pacers-pals-sign-form>.

KROGER HIGH-FIVE CLUB

Each year, the Pacers team up with Kroger to present the Kroger High-Five Club at all home games during the Pacers season. Through the Pacers Community Engagement Department, 12 lucky children are chosen from an area not-for-profit organization to participate in the High-Five Club, in which they "high five" the Pacers team as they run out onto the court for pregame warm-ups. Each participant in the High-Five Club receives an official High-Five Club t-shirt and a free ticket to that night's Pacers game.





PACERS CARES ENGAGEMENT INITIATIVES
HEALTH & WELLNESS - FIT LIKE A PRO
PRESENTED BY KROGER AND ASCENSION ST. VINCENT



NBA FIT is the league's comprehensive health and wellness program that encourages physical activity and healthy living for children and families through programs, events, and products.

Pacers Sports & Entertainment supports the NBA FIT program through Fit Like A Pro presented by Kroger and Ascension St. Vincent. Fit Like A Pro encourages youth to Stay Active. Eat Healthy. Play Together. The primary goal of Fit Like A Pro is to help children develop the knowledge, attitudes, and skills they need to adopt a healthy lifestyle (Physical, Nutrition, Financial, Mental, etc.).

Fit Like A Pro is comprised of 3-Point Wellness, Boomer's Boot Camps, WNBA Fit Month, and fitness competitions amongst Pacers Sports & Entertainment staff, including the PS&E Dodgeball Tournament and the PS&E Kickball Tournament.

3-POINT WELLNESS

Pacers Sports & Entertainment presents our 3-Point Wellness program year-round, focusing on Physical, Mental and Financial Wellness. These monthly programs and events, including digital features, encourages youth and adults to develop the knowledge, attitudes and skills needed to lead a healthy lifestyle, mentally, physically, and financially.

BOOMER'S BOOT CAMPS

Through partnerships with local youth organizations and senior-living homes, the Indiana Pacers present Boomer's Boot Camps throughout the year. Boot Camps are geared towards our youth and Boomer's Senior Boot Camps are geared towards our senior population, all providing tips on staying healthy and active, no matter your age.

WNBA FIT MONTH

Held in August of each year, WNBA Fit Month includes a series of comprehensive programs and events dedicated to promoting physical and mental well-being amongst the league and fans of all ages.



PACERS CARES ENGAGEMENT INITIATIVES

JR. HOOPS

CARED FOR BY PEYTON MANNING CHILDREN'S HOSPITAL AT ASCENSION ST. VINCENT

The Jr. NBA is the official youth basketball participation program of the NBA and exists to help encourage and support youth basketball participation and improve the overall youth basketball experience. The Jr. NBA aims to develop a lifelong passion for the game of basketball in boys and girls by teaching them the fundamentals of the sport while instilling core values including teamwork, respect, and sportsmanship.

The Jr. NBA Philosophy is to share the game of basketball with youth across the world by teaching skills, values, and wellness in a positive and fun environment. The Jr. NBA's comprehensive approach is intended to strengthen the culture of youth basketball, teach life lessons, and empower youth to live a full and healthy life. The Jr. NBA believes this philosophy leads to developing complete and well-rounded basketball players and individuals.

As part of the Jr. NBA Program, the Jr. Hoops program, cared for by Peyton Manning Children's Hospital at Ascension St. Vincent is intended for boys and girls ages 6-14 to help them learn the fundamentals of the game as well as "emphasize sportsmanship, respect, teamwork, and healthy living." The Jr. Hoops program is designed to assist youth with the fundamentals of basketball, provide a fundraising resource to area leagues and provide life skills that can be applied both on and off the court.

Jr. Hoops includes the following activations: Jr. Hoops Tour, Jr. NBA Week, including the Jr. Hoops Coaches Clinic, Jr. Hoops Surprise & Jr. Hoops Night.



JR. HOOPS TOUR

Each summer, the Jr. Pacers Hoops Tour is brought to area youth in Indianapolis and surrounding counties. These free clinics are conducted by Jr. Hoops Coaches and provide boys and girls from ages 6 to 14 a chance to improve basketball skills and learn life lessons from Pacers alumni as well as players from the current Pacers and Fever rosters. Additional features of the clinics include a T-shirt for all participants, prizes, free lunch, giveaways, small group instruction and competitive games.

JR. NBA WEEK

Jr. NBA Week is part of the league's initiative to share the game of basketball with youth across the world by teaching skills, values, and wellness in a positive and fun environment. The NBA and its teams host more than 100 events across North America this week as a part of Jr. NBA Week, where current and former players and coaches will work hands on with youth between ages 6 and 14 to improve their basketball experiences.

On a local level, the Indiana Pacers celebrate Jr. NBA Week through our Jr. Hoops Coaches Clinic, Jr. Hoops Surprise and Jr. NBA Night.

JR. HOOPS COACHES CLINIC

Led by Head Coach Rick Carlisle, over one hundred youth coaches participate in a Jr. Hoops Coaches Clinic each year, where they are provided instruction on offense, defense, teaching today's youth, practice, and teamwork. Each coach in attendance is treated to a pre-clinic meal and walk away with a bag of swag, including a Jr. Hoops T-shirt, Clipboard, and whistle.

JR. HOOPS SURPRISE

Each year, the Pacers & Fever team up for the Jr. Hoops Surprise.

Randomly showing up at a practice for a local youth basketball program, players and alumni surprise each team member with their own Jr. Hoops reversible jersey, basketballs, and ball racks to utilize during their games, scrimmages, and practices!

Following this special surprise, Jr. Hoops Coaches lead the group in a Jr. Hoops Clinic, providing one-on-one instruction on the fundamentals of basketball!

JR. HOOPS NIGHT

In celebration of Jr. NBA Week, the Indiana Pacers host a special Jr. Hoops Night at a select Pacers home game in October, with activations that include In-Game Presentations, T-Shirt Toss, Pregame activities, Team Captain, Jr. Hoops Information Stations, Court of Dreams, Halftime Entertainment, and a Parachute Drop.



WE GROW BASKETBALL HERE

As a demonstration of Pacers Sports & Entertainment's commitment to our "We Grow Basketball Here" brand, PS&E continues its agreement with the Indiana High School Athletic Association designating the Indiana Pacers and the Indiana Fever as the presenting sponsors of the IHSAA Boys and Girls State Basketball Tournaments, respectively. The Pacers and Fever also are supporting the Indiana Basketball Hall of Fame as presenting sponsors of the Hall's prestigious Silver Medals awarded to outstanding contributors to Indiana Basketball. PS&E also is presenting sponsor of the Indianapolis Downtown Kiwanis Club's annual luncheon honoring the boys state finalist teams. PS&E is also presenting sponsor of Special Olympics Indiana's annual boys and girls state championships as well as the sponsor of Indy Parks' recreational youth leagues.



PACERS FOUNDATION

Celebrating its 29th year, the Pacers Foundation assists youth-serving organizations in Indiana with an emphasis on providing opportunities and programming for our most vulnerable and challenged young people.

Grant recipients are awarded to agencies throughout the state, including those in Evansville, Terre Haute, Bloomington, Fort Wayne, Muncie, Martinsville, Columbus and Lafayette. Statewide agencies, such as the Indiana Youth Institute, the Center for Leadership Development and College Mentors for Kids, also receive Foundation support.

Since its formation in 1993, the Pacers Foundation has provided nearly \$9.0 million in grants. It also awards scholarships annually to Indiana college students pursuing careers in sports medicine, physical therapy or athletic training via the Linda Craig Memorial Fund.

In addition to annual grants, the Foundation has made two long-term investments. One is to the Indy Parks Foundation for the continued refurbishment of basketball courts throughout the Indy Parks System. The other is to the Indianapolis Symphony Orchestra for support of its Metropolitan Youth Orchestra, which teaches not only music, but life skills and character development for Indianapolis youth.

Its primary sources of funding are the Pacers Foundation Golf Outing, The Masquerade Gala produced in cooperation with the Simon Youth Foundation, the FeverCares Bowling Tournament, the sale of specialty Pacers Foundation license plates through the Indiana Bureau of Motor Vehicles, and a 50/50 raffle at Pacers home games.

For more information, visit PacersFoundation.org.



NBA Cares is the league's global social responsibility program that builds on the NBA's mission of addressing important social issues. NBA Cares programs and participants have provided more than 5.8 million hours of hands-on service and created more than 1,650 places where kids and families can live, learn or play in communities around the world. Internationally, NBA Cares has created more than 332 places where kids and families can live, learn or play in 40 countries and territories. NBA Cares works with nationally and internationally recognized youth-serving programs that support education, youth and family development, and health-related causes, including: Boys & Girls Clubs of America, Vera Institute of Justice, Thurgood Marshall College Fund, UNICEF, Special Olympics, The Jed Foundation, Share Our Strength and GLSEN.

**BASKETBALL
STAFF**





KEVIN PRITCHARD President of Basketball Operations



When Larry Bird stepped down in May, 2017 as President of Basketball Operations, he didn't have to look far for his replacement: across the office where Kevin Pritchard was sitting.

Pritchard, who enters his sixth season as President of Basketball Operations, took the necessary steps to his current position. He started as Director of Player Personnel, became General Manager in 2012 and later be-

came the Pacers' Executive Vice President of Basketball Operations/General Manager.

"I have the utmost faith in Kevin taking over," said Pacers' owner Herb Simon said in 2017. "He has learned from a couple of great ones, Donnie Walsh and Larry, while with the Pacers. We all feel he will do a tremendous job."

"I want to thank Herb, Larry and Donnie (Walsh) for giving me the opportunity of a lifetime," said Pritchard. "As someone who grew up in Indiana (he was born in Bloomington), I've always felt the Pacers' pride. The goal is always going to be the same as it has been through Donnie and Larry: to make this a world-class organization."

It was Bird who originally brought Pritchard to the Pacers and he added, "I'm very happy Kevin is stepping in and glad another Hoosier is in line to take over this job. He has a lot of experience from his years as a GM and he's ready to step into a leading role. With us, he has had his own ideas on the draft, players, and has used this an opportunity to push his basketball abilities to the forefront. His role is no different than mine was. He makes all final decisions on all basketball-related matters. There can only be one voice and it will be his."

Prior to coming to the Pacers, Pritchard was the general manager of the Portland Trail Blazers from 2007-10 where he was instrumental in landing 2007 Rookie of the Year Brandon Roy and 2007 first team, All-Rookie member LaMarcus Aldridge. In his time with the Trail Blazers, Pritchard helped turn around a team that eventually posted its sixth-best record (54-28) in franchise history in 2008-09, a year that marked Portland's return to the playoffs for the first time in six seasons.

The 53-year-old Pritchard was born in Bloomington, Ind., and played collegiately at Kansas where he was a member of the Jayhawks' 1988 National Championship team. He played in the NBA with Golden State (drafted in the second round, 34th overall, by the Warriors), Boston, Philadelphia, Miami and Washington. He also played internationally in Italy, Spain and Germany.

After his playing career, Pritchard was the coach/general manager of the Kansas City Knights of the ABA, winning a championship in 2002. He has scouted for the San Antonio Spurs and became the Blazers' Director of Player Personnel in 2004. In the 2004-05 season, he served as the Blazers' interim coach for 27 games, then in 2006 became Portland's assistant general manager before taking over the GM position in 2007.

Kevin is married to Tatiana. He has two sons, K.J. and Lucas, a daughter, Kendall and a granddaughter, Ava.

CHAD BUCHANAN General Manager



Chad Buchanan is in his sixth season with the Pacers as General Manager after taking the position in July 2017.

Prior to joining the Pacers, Buchanan was with the Charlotte Hornets as Assistant General Manager for three seasons. In that role, he took part in many aspects of the team's basketball operations including professional and collegiate scouting, draft preparations, player acquisitions

and salary cap management. He has assumed many of those same duties as the Pacers' General Manager.

Before going to Charlotte Buchanan spent 10 seasons with the Trail Blazers, the last seven as Director of College Scouting. He also served as the team's Acting General Manager during the 2011-12 season, overseeing the 2011 NBA Draft, player transactions and free agency. During his time in Portland, Buchanan focused on all college and international scouting, while also managing the development of the scouting database, organizing pre-draft workouts and assisting with NBA player evaluation.

Prior to joining the Trail Blazers, Buchanan spent eight seasons in college basketball, serving as a graduate assistant at the University of Iowa from 1995-97 before becoming an assistant coach at Simpson College from 1997-2002. In 2002, he was an assistant coach and assistant director of player personnel for the Kansas City Knights (ABA), before returning to the college ranks as an assistant coach at Drake University from 2003-04.

A native of West Des Moines, Iowa, Buchanan played both baseball and basketball for four years at Simpson College, where he earned a degree in business management in 1995. He went on to receive his master's in athletic administration from the University of Iowa.

Buchanan and his wife, Melanie, have three children, Treyson, Addilane and Aceio.



KELLY KRAUSKOPF

Assistant General Manager



Kelly Krauskopf begins her fifth season with the Pacers basketball management staff after 19 seasons as the WNBA's Indiana Fever's top executive. Krauskopf joined Pacers Sports & Entertainment in 1999 to build and lead the WNBA franchise. Under her guidance, the Fever reached the playoffs 12 consecutive years (a current League record) and reached the Eastern Conference finals five straight seasons, eight

times overall. During this time, the team also made three WNBA Finals appearances and captured the WNBA championship in 2012.

"As the architect of one of the WNBA's most successful franchises, Kelly is a true pioneer in our sport," said PS&E owner Herb Simon. "I've worked with Kelly over the past two decades, so I know her tremendous basketball mind, strong work ethic and proven leadership skills will continue to be of great benefit to our organization."

"Kelly has played the game, worked in the WNBA league office, helped build and run the Fever franchise from its beginning and eventually built a championship team," said Pacers' President of Basketball Operations Kevin Pritchard. "She is very well respected in all basketball circles and she has great knowledge of our entire operation, so when we looked at this position, it made complete sense to just look in our own building." Krauskopf is involved in all aspects of basketball operations including the team's roster building, scouting, draft preparation and free agent acquisition.

Her career in the NBA began in 1996, when the League launched the WNBA and she became the WNBA's first Director of Basketball Operations. Prior to that, she spent time in the private sector and intercollegiate athletics administration serving as the Managing Director of League Development for Liberty Media Sports Partnerships out of Dallas and as Assistant Commissioner for the Southwest Conference. A native Texan, she played basketball collegiately at Texas A&M where she also earned a bachelor of arts degree. Krauskopf has also served on USA Basketball's Women's Senior National Team Committee which selected the rosters for the 2004, 2008 and 2012 Olympic Games.

RYAN CARR

Vice President of Player Personnel



Ryan Carr is entering his 22nd season with the Pacers, the fourth in his current role after serving as Director of Player Personnel for two years. For eight seasons prior to that, he was tabbed as Director of Scouting. Carr is responsible for overseeing the scouting department, which encompasses the NBA, G League, international and college scouting. He also assists Kevin Pritchard and Chad

Buchanan with the team's draft.

Carr, who grew up in Sumner, Wash., served the 2008-09 season as the Assistant Director of Scouting and from 2003-08 served as a scout. After graduating from Indiana University in 1996 with a B.S. in Kinesiology, Carr went to work for the Pacers as a video intern in the basketball department. After one season, he became the Video Coordinator but left the team in 1999 to become an assistant coach at the University of Texas-El Paso. He returned to the Pacers in 2003 as a scout.

While at Indiana, Carr was a student manager for the basketball team under Coach Bob Knight.

Carr is married to Kim and they have 16-year-old twins, Caitlin and Austin, and 10-year-old, Bryn.

TED WU

Vice President of Basketball Operations



Ted Wu is in his third season as Vice President/Basketball Operations. In his role, Ted uses his expertise on CBA system rules and league transactions to assist with the team's strategy in player acquisitions and roster planning. Prior to joining the Pacers, Ted worked eight years with the NBA league office as a member of the Salary Cap Management team where he oversaw the administra-

tion of the league's player contract system. He advised all 30 teams on strategy related to contract signings, trades, and the salary cap and tax system and was also a key contributor in the negotiation of the 2017 CBA with the National Basketball Players Association.

Ted was born and raised in New Jersey and attended the NYU Stern School of Business where he received a Master's Degree in Accounting and Bachelor's Degree in Marketing. After graduating, Ted worked at KPMG for two years before joining the NBA to pursue his career passion in sports. Ted and his wife, Anna, have a son, Archer.



RICK CARLISLE Head Coach



Seeking an established leader and winner to fill their coaching vacancy after the 2020-21 season, the Pacers turned to a familiar voice as they named Rick Carlisle as the team's head coach on June 30, 2021.

"I want to thank Herb Simon, Kevin (Pritchard), Chad (Buchanan) and the Pacers organization for having me back for a third time," said Carlisle during his introductory press conference. "This has been a very special

place for me and my family."

The Pacers made postseason appearances in each of Carlisle's first three seasons as head coach while winning 18 playoff games over that span. Indiana reached the Eastern Conference Semifinals in 2004-05 before falling in six games to the eventual-Eastern Conference champion Detroit Pistons.

He also served as an assistant coach for the Pacers under head coach Larry Bird from 1997-2000. Carlisle helped lead the team to three straight Eastern Conference Finals appearances, including the franchise's first appearance in the NBA Finals in 2000.

Carlisle ranks third among active NBA head coaches in career coaching victories behind San Antonio's Gregg Popovich and Philadelphia's Doc Rivers. He enters the 2022-23 season ranked 15th in NBA history in career wins as he has posted an 861-746 mark (.536) over 21 seasons as a head coach. Carlisle has led his teams to the playoffs 15 times in his 21 seasons and ranks 17th in NBA history with 63 playoff victories.

"Rick is a proven winner, a champion and will be a Hall of Fame coach," said Pacers President of Basketball Operations Kevin Pritchard. "He has demonstrated throughout his career an ability to build something with sustainable success. He has great respect for our franchise and our fans from his previous times here. We are very happy to welcome him back to Indiana."

Carlisle began his head coaching career with Detroit in 2001-02. During his two-season tenure, the Pistons won 61 percent (100-64) of their games to go along with two Central Division championships and a trip to the 2003 Eastern Conference Finals. Following his first season, Carlisle earned the NBA's Coach of the Year award.

Including his two seasons with Detroit and first with Indiana in 2003-04, Carlisle became the first coach since Pat Riley to win 50 games and division championships in each of his first three seasons as a head coach.

Carlisle completed 13 seasons as the head coach of the Dallas Mavericks from 2008-21. He became the winningest coach in Mavericks history in 2015 and finished with a 555-478 overall record (.537) in Dallas. He guided the Mavericks to the franchise's first world championship in 2011 while posting a 16-5 mark during the 2011 postseason. Overall, Carlisle guided the Mavericks to the postseason nine times in his 13 seasons with the team.

Also an NBA champion as a player with the Boston Celtics in 1986, Carlisle is one of only 14 individuals to win an NBA championship as both a player and a head coach.

Carlisle served as an ESPN studio analyst during the 2007-08 NBA season before taking the lead coaching role with the Mavericks. He also currently holds the role as president of the NBA Coaches Association.

Carlisle began his coaching career in 1989 as an assistant with the New Jersey Nets. In five seasons with the Nets, he had the opportunity to work under Hall of Fame coaches Bill Fitch and Chuck Daly. Carlisle then moved on to Portland, where he spent three seasons as an assistant under P.J. Carlesimo.

In 1984, Carlisle began his NBA career as the only rookie to earn a roster spot with the Boston Celtics. He spent three seasons in Boston and enjoyed his best year as a professional for the 1986 NBA champions. He played one year with the New York Knicks under head coach Rick Pitino before moving on to New Jersey, where he played briefly for Fitch before being offered an assistant coaching position with the franchise.

Collegiately, Carlisle played two years at the University of Maine before transferring to the University of Virginia, where he was co-captain of the Cavaliers' 1984 Final Four team.

A native of Ogdensburg, New York, Carlisle graduated from Virginia in 1984 with a B.A. in psychology. He and his wife, Donna, have a daughter, Abby. He enjoys golf, piano, table tennis, flying his plane and spending time with his family, which includes two dogs, Zoe and Daisy.



LLOYD PIERCE
Assistant Coach



Lloyd Pierce enters his second season in Indiana as an assistant coach.

Pierce, 46, came to the Pacers following two and a half seasons as Head Coach of the Atlanta Hawks. Prior to his time at the Hawks, Pierce spent five years as an Assistant Coach with the Philadelphia 76ers. He joined the Sixers after two seasons with Memphis, where he was Assistant Coach-Player Development,

helping lead the Grizzlies to back-to-back playoff appearances and the Western Conference Finals in 2013.

In Summer 2021, Pierce won a gold medal as an assistant coach with the USA Basketball Men's National Team on Gregg Popovich's staff during the 2020 Olympics in Tokyo.

He spent the 2010-11 season as an Assistant Coach with the Golden State Warriors after three years as Assistant Coach-Player Development with Cleveland (2007-10), where the Cavaliers made three playoff appearances and a trip to the Eastern Conference Finals in 2009.

Prior to his NBA coaching career, Pierce was an Assistant Coach at his alma mater, Santa Clara University, from 2002-07. The San Jose, CA native played four seasons for the Broncos, where he teamed with two-time NBA MVP and current Brooklyn Nets Head Coach Steve Nash and Charlotte Hornets assistant Marlon Garnett. Pierce graduated with a Bachelor's of Science in Business Management in 1998.

He and wife, Melissa, have two daughters, Maya Joy and Londyn Elle.

RONALD NORED
Assistant Coach



Ronald Nored returned to the state of Indiana in 2021 and joined the Pacers as an assistant coach.

Prior to joining the Pacers, Nored spent three seasons with the Charlotte Hornets as an assistant coach. Before that, he was the head coach of the Long Island Nets of the NBA G League for two seasons and spent time with both the Boston Celtics and their G

League affiliate, the then-Maine Red Claws. Nored started his coaching career in Indiana at Brownsburg High School.

As a player for Butler University, Nored was a member of the team that reached back-to-back National Championship Games in 2010 and 2011. At the conclusion of his collegiate career, Nored, a two-time Horizon League Defensive Player of the Year, held the school record for games played (143), was tied for the all-time lead in steals (207) and ranked second on the program's all-time assists chart (497).

Nored and his wife, Danielle, have two children: a daughter, Avery and a son, Kai.

MIKE WEINAR
Assistant Coach



Mike Weinar, 38, enters his second season with the Pacers and 14th in the NBA after serving 12 years as an assistant with the Dallas Mavericks. He was a member of the 2011 NBA championship staff.

Prior to joining the Mavericks, Weinar worked with the University of Florida men's basketball program under head coach Billy Donovan. Weinar served as a graduate assistant from 2006 to 2008.

From 2003 to 2006, Weinar served as a student manager. During his tenure at Florida, he was a part of back-to-back national championship teams in 2006 and '07. Weinar also served as an assistant basketball coach at his alma mater Bronson High School.

Born in Urbana, Illinois, Weinar earned his master's degree in sport management and his bachelor's degree in exercise and sport science with a minor in business administration from Florida. Weinar has extensive experience coaching and speaking at camps and clinics both domestically and internationally.

Mike and his wife, Noelle, have two sons, Gavin and Wesley.

JENNY BOUCEK
Assistant Coach



Jenny Boucek enters her second year in Indiana, after spending the three previous seasons as an assistant coach with the Dallas Mavericks. Prior to her time with the Mavericks, Boucek was an assistant coach with the Sacramento Kings, where she became the third woman to coach in the NBA.

Prior to joining the Kings, she spent two decades coach-

ing professionally in the WNBA, including being the head coach of the Seattle Storm (2015-17) and the Sacramento Monarchs (2007-09). Boucek was involved in the WNBA since its inaugural season in 1997 when she played for the Cleveland Rockers. Following a career-ending injury in 1998, she began her coaching career as an assistant with the Washington Mystics in 1999, followed by assistant coach stints with the Miami Sol and the Seattle Storm. In her first stint with Seattle in 2004, Boucek was a member of the franchise's first WNBA Championship. The Storm won their second WNBA crown in 2010 with Boucek on staff in a similar role. Boucek is distinguished as the first athlete to play in the WNBA and subsequently serve as both an assistant and head coach in the league.

The Nashville, Tennessee, native played collegiate basketball at the University of Virginia from 1992-96. Boucek helped lead the Cavaliers to four regular season Atlantic Coast Conference Championships and three NCAA Elite Eight appearances. She was a two-time GTE All-American, two-time ACC selection and two-time defensive player of the year. She finished her career at Virginia with more than 1,000 points.

Boucek has one daughter, Rylie.



CALBERT CHEANEY

Assistant Coach/Player Development



A native of Evansville, Ind., Cheaney enters his third season as a member of the Pacers' staff.

He previously served in coaching roles as an assistant in the NBA G League with the Erie BayHawks/College Park SkyHawks for two seasons, as an assistant at St. Louis University for three seasons, as Director of Basketball Operations at Indiana University for

two seasons and as an assistant for the Golden State Warriors for one year.

Cheaney played 13 NBA seasons for Washington, Boston, Denver, Utah and Golden State. He starred during his collegiate career at Indiana University from 1989-93, was named a three-time All-American and remains the Big Ten Conference's leading scorer with 2,613 career points.

Cheaney and his wife, Yvette, have one son, Julian, and one daughter, Sydney.

MAURICE BAKER

Assistant Coach/Player Development



Baker will begin his third season in his role as player development assistant. He also served as an assistant coach for the Fort Wayne Mad Ants during the 2021-22 season.

A Madison, Ill. native, Baker played collegiately at Oklahoma State from 1998-2002. He played in the NBA during the 2004-05 season with the Portland Trail Blazers and Los

Angeles Clippers. Baker also completed nine seasons in the NBA G League, as well as time spent in professional leagues in Lithuania and France.

JANNERO PARGO

Assistant Coach/Player Development



Jannero Pargo enters his second season with the Pacers as a player development assistant, after serving as an assistant coach with the Portland Trail Blazers for two seasons. Prior to his time with Portland, Pargo served as an assistant coach for two seasons with the Windy City Bulls, the G League affiliate of the Chicago Bulls.

An NBA veteran who played for the seven teams over 11 seasons, Pargo held career NBA averages of 6.4 points, 1.4 rebounds and 2.0 assists over 499 games from 2002-15.

The Chicago native transitioned to coaching with Windy City after ending his playing career in 2017 with the G League's Oklahoma City Blue. Pargo played collegiately for Arkansas, and internationally for Dynamo Moscow (2008-09) in Russia and Olympiacos (2009) in Greece.

ZACH CHU

Manager of Game Strategy and Analytics



Zach Chu enters his second season with the Pacers as the Manager of Game Strategy & Analytics.

Chu spent the last two seasons as a basketball analyst on Rick Carlisle's staff with the Dallas Mavericks. Prior to that, he served as an assistant coach for the Texas Legends in the NBA G League and spent a year with the Los Angeles

Clippers.

Chu is a graduate of the University of Richmond where he played four seasons for the Spiders Men's Basketball team. He has been a part of Nike's grass roots development internationally working in player development.

ISAAC YACOB

Video Coordinator



Isaac Yacob joins Rick Carlisle's staff as video coordinator for the 2022-23 season after spending three seasons with the Sacramento Kings in the same capacity.

Previously, Yacob spent three seasons with the Los Angeles Lakers. During the 2018-19 season with L.A., Yacob served as a coaching associate where he assisted the video room and

coaching staff in every day duties.

A native of Carson, Calif., Yacob attended California State University-Northridge where he worked as a student manager/ practice player for the Men's Basketball team for all four years of undergrad. Yacob majored in Kinesiology: Exercise Science and also served as head manager as a senior.



DR. JOSH CORBEIL
Senior Director of Medical Operations/
Head Athletic Trainer



Josh Corbeil joined the Indiana Pacers as the physical therapist/assistant athletic trainer in 2004. He was promoted to the Senior Director of Medical Operations/Head Athletic Trainer for the Pacers in 2005. Corbeil graduated from Boston University in 2000 with a bachelor's of science degree in health studies and 2002 with a master's in physical therapy. Corbeil then gained his Athletic

Training Certification as an intern with the Boston Celtics for three seasons, while working as a physical therapist at Pro Sports Therapy in Waltham, Mass. He earned his Doctorate in Physical Therapy in 2010 from Massachusetts General Hospital Institute of Health Professions. In addition to being a licensed physical therapist and licensed athletic trainer, Corbeil is also a Certified Myofascial Trigger Point Therapist (CMTPT) and a certified member of the National Academy of Sports Medicine (NASM) as a performance enhancement specialist and a corrective exercise specialist. He received his Graduate Certificate in High Performance Sport through Australian Catholic University in 2020.

Corbeil developed an interest in sports medicine as a three-sport high school athlete at Attleboro High School where he suffered an injury and consequently learned more about sports medicine.

Corbeil was honored with the Joe O'Toole NBA Athletic Trainer of the Year in 2011 and was a member of the inaugural Joe O'Toole/David Craig NBA Athletic Training Staff of the year in 2019. He is the current Chairman-Elect on the NBATA executive committee. He currently lives in Greenwood with his wife, Ellen, their daughter, Blake, and son, Dean.

CARL EATON
Physical Therapist/
Associate Head Athletic Trainer



Carl Eaton is entering his 17th season with the Indiana Pacers. He received his Doctorate and Master's degree in physical therapy from Massachusetts General Hospital Institute of Health Profession and the University of Delaware, respectively. He earned his bachelor's degree in athletic training from Lock Haven University. Prior to the NBA Carl worked in outpatient physical therapy practices in Los Angeles and New Castle, Delaware. He also worked in the physical therapy and athletic departments at the University of Delaware.

Carl was the first recipient of the David Craig Assistant Athletic Trainer of the year award given by the NBATA.

Carl is a native of Port Penn, Delaware and currently resides in Indianapolis with his wife Donna and two children Maddie and Luke. Away from the Pacers, Carl's biggest joy is spending time with his family.

SHAWN WINDLE
Director of Sports Performance/
Assistant Athletic Trainer



Shawn Windle is in his 18th season after joining the Indiana in 2005 as the Head Strength & Conditioning Coach/Assistant Athletic Trainer. In addition to designing high-level basketball strength and conditioning programs, he excels at designing corrective exercise programs to prevent injuries, and modifying sports performance programs to accommodate for player injuries. Windle's job responsibilities have evolved in his time with Indiana, as reflected by his title change to Director of Sports Performance/Assistant Athletic Trainer, to ensure the Pacers are at the forefront of the NBA in developing a high performance model to identify and deliver emerging technologies in Sports Science to enhance the players' performance and recovery. A founding member and former President of the National Basketball Strength & Conditioning Association Windle was named the National Basketball Strength & Conditioning Association Strength & Conditioning Coach of the Year in 2012.

Prior to his tenure with the Indiana Pacers, Windle has been a strength coach for multiple sports while at the collegiate level (Rutgers University and the University of Connecticut) including a season of Minor League Baseball. He is certified in the following areas of expertise: Strength & Conditioning (NSCA), Athletic Training (NATA), Functional Movement Screen, Performance Enhancement Specialist and Corrective Exercise Specialist (NASM). Additionally, Windle has served on several advisory panels for companies such as Gatorade, ESPN, and privately held businesses.

Windle is a graduate of the University of Maine at Presque Isle (1996), where he was elected to their Athletic Hall of Fame in 2012.

JOSH CONDER
Equipment Manager



Josh Conder joined the Indiana Pacers in 2008 as the Assistant Equipment Manager. He became the Head Equipment Manager in 2010.

Josh, a Terre Haute, Indiana native, is a graduate of Indiana State University, with a degree in Criminology. After graduation, Josh pursued his interest in professional sports. He began his career in pro football, interning for both the

Jacksonville Jaguars and Indianapolis Colts. In 2004, he became a clubhouse assistant with the Texas Rangers baseball team for five seasons, leaving to become a member of the Pacers Organization.

Josh has been actively involved in many groups and organizations. In 1997, he was awarded the rank of Eagle Scout from the Boy Scouts of America.

Josh, an avid sportsman, enjoys auto racing, hunting and fishing.



BASKETBALL STAFF

PACERS BASKETBALL STAFF



SPENCER ANDERSON
Senior Director/
Basketball Analytics



KAREN ATKESON
Vice President/
Pacers Player Relations



BRADY BAKER
Senior Basketball Data
Analyst



MIKE BORN
Scout



VANCE CATLIN
Director/
Pro Scouting



JON CHRISTOPHER
Massage Therapist



SONYA CLUTINGER
Vice President/
Basketball Administration



ZACH EAGLE
Sports Medicine
Operations Assistant Manager



CHRISTIAN ENDRIGAN
Basketball Operations
Manager



SUSY FISCHER
Executive Assistant to President
of Basketball Operations



JOSE GALILEA
Scout



PATRICK GILBERT
Physical Therapist/
Assistant Athletic Trainer



HARRISON GREENBERG
Scout



MICHAEL HORNBACK
Assistant Director/
Player Relations



ERIK HUDDLESTON
Head Athletic
Performance Coach



J JONES
Executive Chef



WES KAMINSKI
Public Relations
Manager



SARAH KESSLER
Performance Data Analyst



PAT KNIGHT
Scout



BRIAN LEVY
Scout



JASON MANIKOWSKI
Assistant Sports
Performance Coach



ANDY MARTIN
Assistant Sports
Performance Coach



KRISSY MYERS
Associate Director of
Pacers Media Relations



CARL NICKS
Scout



ALEKSANDAR PAJOVIC
Scout



VICTORIA PELTON
Massage Therapist



MICHAEL PRESTON
Vice President/
Basketball Communications



KJ PRITCHARD
Scout



MICHAELA ROBERTS
Basketball Data
Developer



SCOTT SIMPSON
Scout



JOE SMITH
Director/Executive
Protection



JASMINE SMITS
Player Relations
Administrative Assistant



KE'CE TAYLOR
Sous Chef



JOLIE WATSON
Team Nutrition Manager



AARON WEAVER
Basketball Operations
Coordinator



BRIAN WINTERS
Scout



HANSEN WONG
Manager/G-League &
International Scouting



THE PLAYERS



GOGA BITADZE

88

POSITION: CENTER
HEIGHT: 6-11
WEIGHT: 245 LBS.
YEARS PRO: 3
NATIVE COUNTRY: GEORGIA
BORN: 7/20/99 IN SAGAREJO,
KAKHETI, GEORGIA
DRAFTED: FIRST ROUND, 2019
(18TH), BY INDIANA

CAREER HIGHS REGULAR SEASON

MIN:..... 35, at PHO, 1/22/22
FGM:..... 9, at HOU, 3/18/22
.....vs. SAC, 3/23/22
FGA:..... 14, at PHO, 1/22/22
.....vs. DEN, 3/30/22
3-pt FGM:..... 3, Three times
..... Last: at HOU, 3/18/22
3-pt FGA:..... 5, vs. DEN, 3/30/22
FTM:..... 8, at MEM, 3/24/22
FTA:..... 11, at MEM, 3/24/22
OR:..... 7, vs. MIL, 10/25/21
DR:..... 7, Three times
..... Last: at HOU, 3/18/22
TR:..... 11, at CHA, 11/5/19
.....at PHO, 1/22/22
AST:..... 6, vs. CHI, 4/6/21
ST:..... 3, at HOU, 3/18/22
TO:..... 3, Nine times
..... Last: vs. DEN, 3/30/22
BKS:..... 5, at MEM, 4/11/21
.....vs. SA, 4/19/21
PTS:..... 23, at HOU, 3/18/22





IN THE REGULAR SEASON, THE LAST TIME GOGA...

...MISSED A GAME

due to illness: at Golden State, 1/24/20
 due to injury: at Brooklyn, 4/10/22
 due to Coach's Decision: vs. Charlotte, 12/29/21

...SCORED 10+ POINTS

20, vs. Sacramento, 3/23/22
...RECORDED A DOUBLE-DOUBLE
 17 points, 10 rebounds,
 vs. Denver, 3/30/22



REGULAR SEASON MISCELLANEOUS TOTALS

...GAMES WITH:

20+ points - 3
 10+ points - 30
 10+ rebounds - 3

...DOUBLE-DOUBLES - 3

STATISTICS

REGULAR SEASON

YR	G-GS	MIN	3-POINT			FTM-FTA	PCT	OR	DR	TR	AVG	AST	PF-DQ	ST	TO	BKS	PTS	AVG	
			FGM-FGA	PCT	PCT														
2019-20	IND 54-2	471	70-150	467	8-42	190	24-33	727	25	81	106	21	23	65-2	10	28	37	172	32
2020-21	IND 45-3	561	83-194	428	20-79	253	45-61	738	60	90	150	33	37	94-1	9	17	60	231	51
2021-22	IND 50-16	729	131-252	520	23-80	288	64-94	681	79	98	177	35	51	44-0	23	24	14	276	70
NBA (3)	149-21	1761	284-596	477	51-201	254	133-188	707	164	269	433	2.9	115	266-1	40	91	139	752	5.0

2021-22

Played 50 games and made 16 starts while averaging career bests 7.0 points, 3.5 rebounds and 1.1 assists per game...Set a new career high with 20 points as he shot 7-for-7 from the field, 3-for-3 from 3-point range and 3-for-3 from the foul line at Washington, 3/6...He tied his previous career high in the first half as he scored 15 points before halftime...Passed that mark as he scored 23 points on 9-for-9 shooting, including a 3-for-3 mark from 3-point range, in the road win at Houston, 3/18. Bitadze became the fifth player in NBA franchise history to shoot at least 9-for-9 from the floor in a game and the first to do so while attempting at least three 3-point field goals...Scored in double figures in 1 straight appearances - the longest streak of his NBA career - from March 2-April 1. He reached 20+ points three times over that stretch. He had not scored more than 17 points in a game prior to that stretch...Posted his first double-double of the season as he scored 16 points and tied his career high with 11 rebounds at Phoenix, 1/22.

NBA

Originally selected by the Pacers with the 18th overall pick in the 2019 NBA Draft, Bitadze has averaged 5.0 points, 2.9 rebounds and 1.0 blocks per game over 149 appearances and 21 starts...Has recorded three double-doubles in his career...**2020-21:** Appeared in 45 games and made three starts in his second season, averaging 5.1 points, 3.3 rebounds and 1.3 blocks over 12.5 minutes per game...Shot 42.8 percent from the field, 25.3 percent from 3-point range and 73.8 percent from the free throw line...Missed the first 12 regular season games with a right ankle sprain before making his season debut Jan. 17 at Los Angeles as he scored five points in 15 minutes against the Clippers...Scored in double figures eight times, including a career-high 14-point effort in the win over Minnesota, 4/7...Tallied a career-high five blocked shots twice, at Memphis, 4/1, and against the Spurs, 4/19...Recorded eight DNP-CDs and missed 19 total games due to injury (seven games from April 21-May 3 with a left ankle sprain)...**2019-20:** Bitadze appeared in 54 regular season games and made two starts, averaging 3.2 points and 2.0 rebounds over 8.7 rebounds per game during his rookie season...Shot 46.7 percent from the field and 72.7 percent from the free throw line...After totaling two points and two rebounds in 13 total minutes over his first two NBA appearances, he saw his first extended action and posted a double-double with 10 points and 10 rebounds to go with four blocks in 25 minutes in the win over Cleveland, 11/1. He became the first Pacers rookie since Myles Turner in the 2015-16 season to post a double-double...Earned his first career start and finished with six points and season highs with 11 rebounds, four assists and four blocks against Chicago, 11/3...Tallied a season-best 13 points and three rebounds in the win over Washington, 11/6...Missed four games due to injury: Three while in the NBA's concussion protocol (11/8-12) and one with an illness (1/24)...Made six starts for the Fort Wayne Mad Ants while assigned to the G League and averaged 16.9 points, 13.2 rebounds, 4.3 assists and 3.0 blocks per game.

INTERNATIONAL

Playing against professional competition since he was 16 years old, Bitadze has played in leagues in Georgia, Serbia and Montenegro during his international career...**2022:** Played in four games for the Georgian National Team and averaged 10 points, 6.2 rebounds, 1.8 assists and 1.3 blocks per game while shooting 53.8 percent from the field...**2021:** Competed in two qualifying games for Georgia and averaged 13.5 points, 10.0 rebounds and 2.0 steals per game...**2018-19:** Split the 2018-19 season between Buducnost (Montenegro) and Bemax (Serbia) while averaging 13.9 points, 6.3 rebounds, 1.1 assists and 1.8 blocks per game over 51 total appearances between the two teams...Shot 57.1 percent from the field and improved his 3-point percentage to 40.0 percent during the year...He earned the Euroleague Rising Star Award for the 2018-19 season, a prestigious award previously awarded to NBA players such as Luka Doncic, Alex Abrines, Bogdan Bogdanovic, Nikola Mirotic, Ricky Rubio, Rudy Fernandez, Andrea Bargnani and Danilo Gallinari...Averaged 12.1 points, 6.4 rebounds and 1.4 blocks per game for Buducnost on his way to being named the 2018-19 Adriatic League MVP and Best Young Player...**2017-18:** Played 39 games for Bemax in Serbia and averaged 13.4 points, 7.3 rebounds and 1.6 blocks over 24.0 minutes per game...Shot 54.3 percent from the field...Averaged 11.5 points, 5.9 rebounds and 1.6 blocks per game while competing with the Georgian National Team during the World Cup qualifying rounds...**2016-17:** Competed with Smederevo and Leks on the junior levels in Serbia...Averaged 12.6 points, 6.3 rebounds and 1.8 blocks per game over 27 total appearances...2015-16: In his first year of professional basketball, he played 13 games with Vita Tbilisi (Georgia) and Leks (Serbia) and averaged 4.8 points and 3.2 rebounds over 14.2 minutes per game.

OSHAE BRISSETT 12

POSITION: FORWARD
HEIGHT: 6-7
WEIGHT: 210 LBS.
YEARS PRO: 3
COLLEGE: SYRACUSE
NATIVE COUNTRY: CANADA
BORN: 6/20/98 IN TORONTO,
ONTARIO
TWITTER: @obrissy

CAREER HIGHS REGULAR SEASON

MIN:..... 42, vs. OKC, 4/21/21
FGM:..... 10, at TOR, 5/16/21
.....at BKN, 4/10/22
FGA:..... 20, at BKN, 4/10/22
3-pt FGM:..... 6, vs. BOS, 2/27/22
3-pt FGA:..... 10, at BKN, 4/10/22
FTM:..... 8, at ATL, 2/8/22
FTA:..... 10, at ATL, 2/8/22
OR:..... 7, vs. MIN, 2/13
DR:..... 12, at OKC, 5/1/21
TR:..... 15, vs. OKC, 2/25/22
AST:..... 5, vs. DET, 4/3/22
ST:..... 5, vs. GS, 12/13/21
TO:..... 5, vs. DET, 4/3/22
BKS:..... 5, vs. POR, 4/27/21
PTS:..... 31, at TOR, 5/16/21





IN THE REGULAR SEASON, THE LAST TIME OSHAE...

...MISSED A GAME

due to injury: vs. Denver, 3/30/22
due to Coach's Decision: at Minnesota, 11/29/21

...SCORED 20+ POINTS

28, at Brooklyn, 4/10/22

...RECORDED A DOUBLE-DOUBLE

20 points, 10 rebounds,
vs. Detroit, 4/3/22



REGULAR SEASON MISCELLANEOUS TOTALS

...GAMES WITH:

30+ points – 1
20+ points – 9
10+ points – 38
10+ rebounds – 11

...DOUBLE-DOUBLES – 10

STATISTICS

REGULAR SEASON

YR	G-GS	MIN	3-POINT			FTM-FTA	PCT	OR	DR	TR	AVG	AST	PF-DQ	ST	TO	BKS	PTS	AVG	
			FGM-FGA	PCT	FTM-FGA														
2019-20 TOR	19-0	135	13-36	361	3-15	200	8-10	800	9	17	26	14	7	18-0	4	7	1	37	19
2020-21 IND	21-16	519	73-151	483	33-78	423	50-65	769	29	86	115	5.5	18	32-0	19	10	20	229	10.9
2021-22 IND	67-25	1564	208-506	411	83-237	350	114-164	695	108	250	358	5.3	72	116-0	44	54	29	613	9.1
NBA (3)	107-41	2218	294-693	424	119-330	361	172-239	720	146	353	499	4.7	97	166-0	67	71	50	879	8.2

2021-22

Posted career highs as he played 67 games, made 25 starts and averaged 9.1 points and 5.3 rebounds per game...Recorded seven games with 20 or more points and five double-doubles...Was inserted into the starting lineup for the second time and posted his first double-double of the year with 18 points and 11 rebounds against Cleveland, 2/11...Followed that outing with 22 points and 13 rebounds (tying his previous career high) against Minnesota, 2/13...Scored 10 points and set a new career high with 15 rebounds against Oklahoma City, 2/25...Finished with a season-high 27 points and set a new career high with six 3-pointers in the win over the Celtics, 2/27.

NBA

After going undrafted in the 2019 NBA Draft, Brissett has completed three NBA seasons with the Toronto Raptors (2019-20) and Indiana Pacers (2021-22)...He has averaged 8.2 points and 4.7 rebounds per game over 107 games and 41 starts in his NBA career...Has made 40 appearances and 31 starts in two seasons in the NBA G League with career averages of 16.7 points, 7.9 rebounds and 1.9 assists per game...Earned All G League Second Team honors in 2020-21 with the Fort Wayne Mad Ants...**2020-21**: Began the season in the NBA G League and averaged 18.6 points, 9.8 rebounds and 2.3 assists while earning All-G League Second Team honors for the Fort Wayne Mad Ants...Appeared in 21 games and made 16 starts with Indiana and averaged 10.9 points, 5.5 rebounds and 1.0 block per game...Shot 48.3 percent from the field, 42.3 percent from 3-point range and 76.9 percent from the free throw line...Signed a pair of 10-day contracts, beginning April 1, with the Pacers before signing a multi-year contract on April 21...On the night he signed his contract, Brissett made the start and posted his first NBA double-double with 23 points and 12 rebounds in 42 minutes in the win over Oklahoma City, 4/21...Scored in double figures 13 times, including two with 20 or more, and posted five double-doubles...Scored 16 points and set a career high with 13 rebounds at Oklahoma City, 5/1...Scored a career-high 31 points and grabbed 10 rebounds in the season finale against his former team, the Toronto Raptors, 5/16...**2019-20**: Signed a two-way contract with the Toronto Raptors and appeared in 19 NBA games while averaged 1.9 points and 1.4 rebounds over 7.1 minutes per game...Set season highs with 12 points and six rebounds against Portland, 1/7...Made 28 appearances and 21 starts for Raptors 905 in the G League and averaged 15.9 points, 7.1 rebounds, 1.7 assists and 1.0 steal per game.

INTERNATIONAL

2016: Helped Canada capture a silver medal at the 2016 FIBA Americas U18 Championship in Chile, averaging 16.4 points, 7.8 rebounds and 27.6 minutes in five games.

COLLEGE

Played two seasons (2017-19) at Syracuse, posting averages of 13.7 points, 8.2 rebounds and 35.7 minutes in 71 career contests (all starts)...Shot 371 (309-832) from the field and 736 (273-371) at the free throw line...**2018-19**: As a sophomore, averaged 12.4 points, 7.5 rebounds (13th in ACC) and 33.0 minutes in 34 contests...Scored in double figures 23 times and recorded seven double-doubles...**2017-18**: As a freshman, averaged 14.9 points (15th in ACC), 8.8 rebounds (fifth in ACC) and 38.1 minutes in 37 games...Set an Orange freshman record with 174 free throws made, a mark previously held by Carmelo Anthony (168)...Was named to ACC All-Freshman Team...Helped Syracuse reach the Sweet 16 in the NCAA Tournament, averaging team highs of 17.0 points and 9.3 rebounds in four games.

PERSONAL

Oshae Jahve Brissett was born June 20, 1998, in Toronto, Ontario... He is the son of Bernard Brissett and McKeith McFarlane... Brissett is enrolled in the College of Arts and Sciences...His older brother, Dejon Brissett, played football at the University of Richmond...Named 2017 BioSteel All-Canadian High School Player of the Year...Brissett selected for the 2017 All-Canadian BioSteel Basketball Game, an exhibition similar to the McDonald's All-American game in the U.S.

KENDALL BROWN 10

POSITION: FORWARD
HEIGHT: 6-8
WEIGHT: 205 LBS.
YEARS PRO: ROOKIE
BORN: 5/11/2003 IN COTTAGE GROVE, MINNESOTA
DRAFTED: SECOND ROUND, 2022 (48TH), BY MINNESOTA
ACQUIRED: FROM MINNESOTA IN EXCHANGE FOR CASH CONSIDERATIONS, 6/24/22
TWITTER: @TheeKbrown





PROFESSIONAL

Appeared in five games and made two starts for the Pacers during the 2022 NBA Summer League...Averaged 9.4 points, 3.8 rebounds, 1.8 assists and 2.0 steals per game.

COLLEGE

2021-22: Started all 34 games during his long season at Baylor and averaged 9.7 points, 4.9 rebounds and 1.9 assists per game...Unanimous Big 12 All-Freshman Team selection...Scored in double figures 19 times with a high of 19 points against Central Arkansas, 11/17...Posted three double-doubles on the season, including an effort in which he fell two rebounds shy of a triple-double in his second collegiate game...Posted third double-double (16 points, 10 rebounds) in career-high 36 minutes of Big 12 Championship-clinching win vs. Iowa State, 3/5.

PERSONAL

A native of Cottage Grove, Minnesota, Brown attended Sunrise Christian Academy in Bel Air, Kansas, and was named a McDonald's All-American and participated in the 2021 USA Men's Basketball U19 World Cup Team training camp.



STATISTICS

COLLEGE

YR	G-GS	MIN	FGM-FGA		3-POINT		FTM-FTA		PCT	OR	DR	TR	AVG	AST	PF-DQ	ST	TO	BKS	PTS	AVG
			PCT	FGM-FGA	PCT	FTM-FTA														
2021-22	BAY	34-34	918	132-226	58.4	14-41	34.1	51-74	.689	59	107	166	4.9	63	77-0	34	58	12	329	9.7

CHRIS DUARTE

3

POSITION: GUARD
HEIGHT: 6-6
WEIGHT: 190 LBS.
YEARS PRO: 1
NATIVE COUNTRY: DOMINICAN REPUBLIC
BORN: 6/13/97 IN PUERTO PLATA, D.R.
DRAFTED: FIRST ROUND, 2021 (13TH), BY INDIANA
TWITTER: @C_Duarte5

CAREER HIGHS REGULAR SEASON

MIN:.....45, at WAS, 10/22/21
FGM:.....10, at GS, 1/20/22
FGA:.....21, vs. MIA, 10/23/21
3-pt FGM:.....6, at CHA, 10/20/21
3-pt FGA:.....11, vs. HOU, 12/23/21
FTM:.....7, at ATL, 2/8/22
FTA:.....7, at ATL, 2/8/22
OR:.....3, Three times
.....Last: at LAL, 1/19/22
DR:.....7, vs. ORL, 2/2/22
.....at SA, 3/12/22
TR:.....9, vs. DET, 12/16/21
AST:.....6, Three times
.....Last: at LAC, 1/17/22
ST:.....4, vs. WAS, 12/6/21
TO:.....5, vs. TOR, 10/30/21
BKS:.....1, 10 times
.....Last: 2/8/22
PTS:.....27, at CHA, 10/20/21
.....at GS, 1/20/22





IN THE REGULAR SEASON, THE LAST TIME CHRIS...

...MISSED A GAME

due to illness: vs. Brooklyn, 1/5/22
 due to injury: at Brooklyn, 4/10/22
 due to personal reasons: vs. Boston, 1/12/22

...SCORED 20+ POINTS

25, at Atlanta, 2/8/22



REGULAR SEASON MISCELLANEOUS TOTALS

...GAMES WITH:

20+ points - 6
 10+ points - 40

STATISTICS

REGULAR SEASON

YR	G-GS	MIN	3-POINT			FTM-FTA	PCT	OR	DR	TR	AVG	AST	PF-DQ	ST	TO	BKS	PTS	AVG		
			FGM-FGA	PCT	PCT															
2021-22	IND	55-39	1541	268-621	432	94-255	369	90-112	804	41	185	226	4.1	114	95-0	56	90	10	720	131

2021-22

Duarte earned NBA All-Rookie Second Team honors after averaging 13.1 points, 4.2 rebounds, 2.1 assists and 1.0 steal per game in 2021-22, becoming the first Pacers player to earn All-Rookie honors since 2015-16 (Myles Turner, Second Team)...He set franchise records for a rookie debut as he scored 27 points and made six 3-pointers at Charlotte, 10/20...Scored in double figures 40 times with six games with 20 or more points...Scored 15 points and pulled down a season-high nine rebounds in the win over Detroit, 12/16...Missed 27 games due to injury: Four with a sore right shoulder, four while in the NBA's Health & Safety Protocols, two due to personal reasons and 17 due to a sore left big toe.

COLLEGE

Began his collegiate career at the junior college level at Northwest Florida State before he played two seasons at the University of Oregon...Averaged 14.9 points, 5.1 rebounds, 2.1 assists and 1.8 steals per game as he started all 54 games for Oregon over two seasons (2019-21)...**2020-21:** Named the winner of the 2021 Jerry West Shooting Guard of the Year Award after averaging 17.1 points per game to lead the team while shooting 53.2 percent overall from the field (160-of-301) and 42.4 percent from three-point range (61-of-144)...Named a Second-Team All-American by Sports Illustrated...Named the Associated Press Pac-12 Player of the Year...Selected to the All-Pac-12 First Team and the Pac-12 All-Defensive Team...Was one of only two players in Division I to average 17.0 points and 1.9 steals per game while shooting 50 percent from the field...Led the team in steals (49) and blocks (21)...Named Pac-12 Player of the Week twice in 2020-21...Ranked among the Pac-12's top 10 in six different statistical categories, including three pointers made per game (2.4, 2nd), steals per game (1.9, 2nd), scoring (7th) and minutes played (5th, 34.0 per game)...Was the only player ranked among the Pac-12's top 10 in both overall field goal percentage (.532) and three-point field goal percentage (.424)...Scored 21 points with a team-best six assists in the NCAA Sweet 16 game versus USC...Paced Oregon's NCAA Second Round win against Iowa with 23 points on nine-of-12 shooting and tied a career high with seven assists...**2019-20:** Named All-Pac-12 Honorable Mention and Pac-12 All-Defensive Honorable Mention...Was second on the team in both scoring (12.9 points per game) and rebounding (5.6 per game)...Led the team in steals and ranked fourth in the Pac-12 at 1.7 per game...Played five games with a broken finger late in the season, before undergoing a procedure that caused him to miss the final three games...Earned Pac-12 Player of the Week honors twice...Became the first Division I player since 1999 to post a stat line of at least 30 points, 11 rebounds and eight steals in the win over USC on Jan. 24...His eight steals against the Trojans was one shy of the school record...**2018-19:** Named the 2019 national player of the year by the NJCAA...Was also named a 2018-19 First Team All-American by the NJCAA and MVP of the 2019 NJCAA All-Star Game...Averaged 19.4 points and 7.3 rebounds per game as a during the 2018-19 season, when he led Northwest Florida State to the NJCAA Elite Eight...**2017-18:** Appeared in all 32 games as a freshman at Northwest Florida State, helping lead the team to a 29-3 record...Averaged 12.1 points, 6.7 rebounds and 2.0 steals per game during his freshman campaign...Shot 55 percent from the field and 37 percent from 3-point range...Earned First Team All-Panhandle Conference honors.

PERSONAL

Born in Puerto Plata, Dominican Republic, to parents Ana Luisa and Leonardo Duarte...Has one son, Christopher Jr., and one daughter, Sofia, with his girlfriend, Sylvia...He moved to the United States at age 16 and played two years in high school at Redemption Christian Academy in Troy, New York...Became only the fourth player from the Dominican Republic to be drafted in the first round of the NBA Draft.

LANGSTON GALLOWAY 11

POSITION: GUARD
HEIGHT: 6-1
WEIGHT: 200 LBS.
YEARS PRO: 8
COLLEGE: ST. JOSEPH'S
BORN: 12/9/91 IN BATON
ROUGE, LOUISIANA
ACQUIRED: SIGNED AS A
FREE AGENT, 9/22/22
TWITTER: @LangGalloway10

CAREER HIGHS REGULAR SEASON

MIN: 48, vs. SA, 4/17/15
FGM: 11, at CHA, 11/15/19
FGA: 20, vs. NO, 12/9/18
3-pt FGM: 7, at CHA, 11/15/19
3-pt FGA: 13, vs. MEM, 12/5/16
FTM: 8, at TOR, 10/30/19
FTA: 8, at TOR, 10/30/19
OR: 4, vs. MIA, 11/5/18
DR: 8, vs. BOS, 2/2/16
TR: 11, at BKN, 2/6/15
..... at MEM, 1/16/16
AST: 7, Three times
..... Last: vs. BKN, 4/1/16
ST: 5, at OKC, 11/20/15
TO: 4, Three times
..... Last: vs. DAL, 4/4/17
BKS: 3, at ATL, 12/26/15
PTS: 32, at CHA, 11/15/19

PLAYOFFS

MIN: 32, vs. MIL, 4/22/19
FGM: 4, vs. MIL, 4/22/19
FGA: 11, vs. MIL, 4/22/19
3-pt FGM: 3, at MIL, 4/17/19
3-pt FGA: 7, vs. MIL, 4/22/19
FTM: 0
FTA: 1, vs. LAL, 6/1/21
OR: 1, vs. MIL, 4/20/19
DR: 6, at MIL, 4/14/19
TR: 7, at MIL, 4/14/19
AST: 3, vs. MIL, 4/22/19
ST: 2, vs. MIL, 4/22/19
TO: 1, at MIL, 4/17/19
BKS: 2, vs. MIL, 4/20/19
PTS: 10, vs. MIL, 4/22/19





IN THE REGULAR SEASON, THE LAST TIME LANGSTON...

...SCORED 20+ POINTS

26, vs. Milwaukee, 12/4/19

...RECORDED A DOUBLE-DOUBLE

11 points, 11 rebounds, at Memphis, 1/16/16

REGULAR SEASON MISCELLANEOUS TOTALS

...GAMES WITH:

30+ points - 1

20+ points - 19

10+ rebounds - 2

...DOUBLE-DOUBLES: 1



HONORS & RECOGNITION

2014-15: NBA All-Rookie Second Team.

2021-22

Spent time with the Brooklyn Nets and Milwaukee Bucks and played a total of seven games...Signed a pair of 10-day contracts with the Nets beginning Dec. 16...Averaged 3.0 points, 2.0 rebounds and 1.3 assists per game in four appearances off the bench...Signed a 10-day contract with Milwaukee Jan. 7 and played three games...Played 24 games and made 11 starts for the College Park Skyhawks in the NBA G League and averaged 16.4 points, 5.1 rebounds and 4.2 assists per game.

NBA

Galloway has played eight NBA seasons as a member of the New York Knicks (2014-15), New Orleans Pelicans (2016-17), Sacramento Kings (2017), Detroit Pistons (2018-20), Phoenix Suns (2020-21), Brooklyn Nets (2021-22) and Milwaukee Bucks (2022)...He holds career averages of 8.1 points, 2.5 rebounds and 1.6 assists over 452 career games...He was an NBA All-Rookie Second Team honoree in 2014-15 after going undrafted in the 2014 NBA Draft...**2020-21:** Played 40 games and averaged 4.8 points per game during his only season with the Suns...Shot a career-best 42.4 percent from 3-point range and 95.7 percent from the free throw line...Scored in double figures seven times with a high of 17 points at Detroit, 1/8...**2019-20:** Played in all 66 games and made six starts for the Pistons and averaged 10.3 points, 2.3 rebounds and 1.5 assists per game...Posted 36 double figure scoring games with two outings of 20 or more...Scored 32 points and made 7-of-11 3-pointers at Charlotte, 11/15...**2018-19:** Made 80 appearances and four starts for Detroit and averaged 8.4 points, 2.1 rebounds and 1.1 assists per game...Scored 20+ points five times with a high of 24 points against the Pelicans, 12/9...**2017-18:** Averaged 6.2 points, 1.5 rebounds and 1.0 assist per game in 58 games during his first season in Detroit...Scored in double figures 14 times with a high of 18 points against the Nuggets, 12/12...**2016-17:** After signing with the Pelicans as a free agent July 21, 2016, he split the season between New Orleans and Sacramento and averaged 7.9 points, 2.1 rebounds and 1.3 assists per game over 74 total games...Averaged 8.6 points and 2.2 rebounds over 20.4 minutes per game in 55 appearances off the bench for the Pelicans...Was traded along with Tyreke Evans, Buddy Hield, a future second-round draft pick and a future second-round draft pick to Sacramento in exchange for Omri Casspi and DeMarcus Cousins, 2/20...Played 19 games and made two starts for the Kings while averaging 6.0 points and 1.8 rebounds per game...**2015-16:** Played all 82 games and made seven starts while averaging 7.6 points, 3.5 rebounds and 2.5 assists per game in his second NBA season...Scored in double figures in 23 games with a high of 21 against the Thunder, 1/26...Posted his first NBA double-double with 11 points and a career-high 11 rebounds at Memphis, 1/16...**2014-15:** After he was waived by the Knicks on Oct. 25 prior to the regular season, Galloway was signed to a pair of 10-day contracts beginning Jan. 7 before he signed a multi-year contract Jan. 27...He went on to earn NBA All-Rookie Second Team honors after averaging 13.2 points, 4.7 rebounds, 3.7 assists and 1.3 steals over the team's final 45 games...Posted five games with 20 or more points with a high of 26 points in a win at Atlanta, 4/13.

PLAYOFFS

2021-22: Made two appearances off the bench as the Suns reached the NBA Finals...**2019-20:** Played all four games and averaged 7.8 points, 3.8 rebounds and 1.0 assist over 27.5 minutes per game in Detroit's opening round series against Milwaukee.

TYRESE HALIBURTON 0

POSITION: GUARD
HEIGHT: 6-5
WEIGHT: 185 LBS.
YEARS PRO: 2
COLLEGE: IOWA STATE
BORN: 2/29/2000 IN
OSHKOSH, WISCONSIN
DRAFTED: FIRST ROUND, 2020
(12TH), BY SACRAMENTO
ACQUIRED: FROM SACRAMENTO,
2/8/22
TWITTER: @TyHaliburton22

CAREER HIGHS REGULAR SEASON

MIN:..... 47, at LAL, 11/26/21
FGM:..... 12, vs. SA, 12/19/21
FGA:..... 20, at GS, 4/25/21
3-pt FGM:..... 6, Three times
..... Last: at BOS, 4/1/22
3-pt FGA:..... 12, vs. MIN, 2/13/22
FTM:..... 11, at PHI, 1/29/22
FTA:..... 12, at PHI, 1/29/22
OR:..... 4, vs. CHI, 1/6/21
DR:..... 8, at NO, 2/1/21
..... vs. DET, 4/3/22
TR:..... 11, at NO, 2/1/21
AST:..... 17, vs. OKC, 2/5/22
..... vs. DET, 4/3/22
ST:..... 6, vs. WAS, 4/14/21
TO:..... 7, vs. LAC, 12/22/21
BKS:..... 4, vs. NY, 1/22/21
PTS:..... 38, at PHI, 1/29/22





IN THE REGULAR SEASON, THE LAST TIME TYRESE...

...MISSED A GAME

due to illness: vs. Detroit, 1/19/22
 due to injury: at San Antonio, 11/10/21

...SCORED 30+ POINTS

30, at Boston, 4/1/22

...RECORDED 15+ ASSISTS

17, vs. Detroit, 4/3/22

...RECORDED 10+ REBOUNDS

11, at New Orleans, 2/1/21

...RECORDED A DOUBLE-DOUBLE

17 points, 10 assists, at Brooklyn, 4/10/22



REGULAR SEASON MISCELLANEOUS TOTALS

...GAMES WITH:

30+ points - 2
 20+ points - 31
 10+ rebounds - 1
 10+ assists - 33

...DOUBLE-DOUBLES: 30

STATISTICS

REGULAR SEASON

YR	G-GS	MIN	3-POINT			FTM-FTA	PCT	OR	DR	TR	AVG	AST	PF-DQ	ST	TO	BKS	PTS	AVG	
			FGM-FGA	PCT	FGM-FGA														PCT
2020-21 SAC	58-20	1746	292-619	47.2	121-296	40.9	48-56	85.7	39	134	17.3	3.0	30.9	83-1	77	92	28	75.3	13.0
2021-22 TOT	77-77	2695	430-909	47.3	161-389	41.4	160-190	84.2	61	251	31.2	4.0	62.8	121-1	134	199	49	118.1	15.3
NBA (2)	135-97	4441	722-1528	47.3	282-685	41.2	208-246	84.6	100	385	48.5	3.6	93.7	204-2	211	291	77	193.4	14.3

AWARDS & RECOGNITION

2021-22: 2022 Rising Stars Challenge... **2020-21:** 2020-21 NBA All-Rookie First Team... Rookie of the Month (December/January, February)... 2021 Rising Stars Challenge

2021-22

Played a total of 77 games with Sacramento and Indiana and averaged 15.3 points, 4.0 rebounds, 8.2 assists (seventh in the NBA) and 1.7 steals (tied for third) over 35 minutes per game... Shot 47.3 percent from the field, 41.4 percent from 3-point range (11th) and 84.2 percent from the foul line (40th)... Started 51 games for the Kings and averaged 15.3 points, 4.0 rebounds, 8.2 assist and 1.7 steals per game... Scored a season-high 38 points at Philadelphia, 1/29... Was acquired from Sacramento Feb. 8 along with Buddy Hield and Tristan Thompson in exchange for Justin Holiday, Jeremy Lamb, Domantas Sabonis and a future second-round draft pick... Averaged 17.5 points, 4.3 rebounds and 9.6 assists per game in 26 starts for the Pacers after the trade... Scored 30 points on 10-for-11 shooting and tied the franchise record for most 3-pointers made without a miss as he shot 6-for-6 from distance at Boston, 4/1... Set an Indiana franchise record for the most assists recorded in a game without a turnover in which he scored 19 points, set a season high with nine rebounds and tied his career high with 17 assists against Detroit, 4/3... He became first player in the NBA since LeBron James in 2018 to record at least 17 assists without a turnover, and was the only player in the NBA in 2021-22 to record two games with 15 or more assists and zero turnovers.

NBA

Originally selected with the 12th overall pick in the 2020 NBA Draft by Sacramento, Haliburton has averaged 14.3 points, 3.6 rebounds, 6.9 assists and 1.6 steals over 135 games (97 starts) over two seasons with the Kings and Pacers... Has posted 30 double-doubles in his career, including 11 with the Pacers... **2020-21:** Earned NBA All-Rookie First Team honors as he averaged 13 points, 3.0 rebounds, 5.3 assists, 1.3 steals and 30.1 minutes per game in 58 games (20 starts) during the 2020-21 season... Recorded five double-doubles... Scored 20+ points in nine games and dished out 10 or more assists in five... Ranked third amongst all rookies in scoring (13.0 ppg), second in assists (5.3), sixth in field goal percentage (.472), third in three-point field goal percentage (.409), second in steals (1.3) and third in minutes (30.1) per game... Named Western Conference Rookie of the Month for the months of December/January and February... Missed 14 games due to injury. Eight games due to left knee hyperextension, four games due to left calf soreness and two games due to left wrist bone bruise.

COLLEGE

2019-20: Played and started 22 games before season ended with a left wrist fracture Feb. 8... At the time of his injury, he ranked sixth in the Big 12 in scoring (15.2), second in FG percentage (50.4), first in assists (6.5), first in steals (2.5), second in assist-to-turnover ratio (2.3), third in 3-point percentage (41.9) and 13th in rebounding (5.9)... His 6.5 assists per game average is the sixth-best single-season average in school history... Earned All-Big 12 Second Team accolades despite shortened season... Posted one of 25 triple-doubles nationally, the sixth in school history and just the 17th in Big 12 history when he finished with 22 points, 12 rebounds and 10 assists at TCU... It was just the second in ISU history on the road and the eighth in league history in a conference game... Reached double-figure points in 18 games, including six games with 20 or more points... also had two double-digit rebounding games and three games with double-digit assists for a total of four double-doubles... Owns the third-best career 3-point field goal percentage in school history at 42.6 percent... Finished career with 267 career assists, which ranks 17th in school history... His 108 career steals rank 20th in school history.

INTERNATIONAL

2019: Earned All-Tournament honors as he averaged 7.9 points, 2.4 rebounds, 6.9 assists and 2.3 steals per game while helping the United States earn gold in the 2019 U-19 World Cup in Greece.

PERSONAL

Born Feb. 29, 2000 in Oshkosh, Wisconsin... Son of John and Brenda Haliburton... His cousin Eddie Jones was a three-time NBA All-Star, playing 14 years in the NBA.

BUDDY HIELD

24

POSITION: GUARD
HEIGHT: 6-4
WEIGHT: 220 LBS.
YEARS PRO: 6
COLLEGE: OKLAHOMA
NATIVE COUNTRY: BAHAMAS
BORN: 12/17/1992 IN FREEPORT, BAHAMAS
DRAFTED: FIRST ROUND, 2016 (6TH), BY NEW ORLEANS
ACQUIRED: FROM SACRAMENTO, 2/8/22
TWITTER: @buddyhield

CAREER HIGHS REGULAR SEASON

MIN: 44, at ORL, 3/2/22
FGM: 15, at BSO, 11/25/19
FGA: 29, vs. MIL, 2/27/19
3-pt FGM: 11, at BOS, 11/25/19
3-pt FGA: 21, at BOS, 11/25/19
FTM: 9, vs. MIL, 2/27/19
FTA: 9, at OKC, 2/23/19
..... vs. MIL, 2/27/19
OR: 5, at HOU, 11/17/18
DR: 11, at ORL, 10/30/18
..... at OKC, 5/4/21
TR: 12, vs. NY, 12/13/19
..... vs. NO, 1/4/20
AST: 9, Three times
..... Last: at DET, 3/4/22
ST: 5, at PHO, 10/23/17
TO: 7, vs. NO, 1/4/20
BKS: 3, vs. Utah, 4/28/21
PTS: 42, at MIN, 1/27/20





IN THE REGULAR SEASON, THE LAST TIME BUDDY...

...MISSED A GAME

due to illness: at New Orleans, 4/12/21
due to injury: vs. Denver, 11/20/17

...SCORED 40+ POINTS

42, at Minnesota, 1/27/20

...SCORED 30+ POINTS

36, at Milwaukee, 2/15/22

...RECORDED A DOUBLE-DOUBLE

25 points, 11 rebounds,
vs. Philadelphia, 4/5/22

...FOULED OUT

vs. Los Angeles Clippers, 3/1/19



REGULAR SEASON MISCELLANEOUS TOTALS

...GAMES WITH:

- 40+ points - 2
- 30+ points - 15
- 20+ points - 145
- 10+ rebounds - 9

...DOUBLE-DOUBLES: 8

STATISTICS

REGULAR SEASON

YR	G-GS	MIN	3-POINT			FTM-FTA	PCT	OR	DR	TR	AVG	AST	PF-DQ	ST	TO	BKS	PTS	AVG	
			FGM-FGA	PCT	PCT														
2016-17 TOT	82-55	1888	327-767	426	148-379	391	64-76	842	35	234	269	3.3	121	115-0	38	101	9	866	19.6
2017-18 SAC	80-13	2024	416-933	446	176-408	431	71-81	877	55	252	307	3.9	155	148-0	85	124	22	1079	13.5
2018-19 SAC	82-82	2615	623-1360	458	278-651	427	171-193	886	106	306	414	5.0	205	202-2	58	146	33	1695	20.7
2019-20 SAC	72-44	2216	498-1162	429	271-688	394	115-136	846	57	271	328	4.6	213	165-0	66	168	17	1382	19.2
2020-21 SAC	71-71	2433	403-992	406	282-721	391	88-104	846	29	305	334	4.7	257	175-0	63	130	30	1176	16.6
2021-22 TOT	81-32	2499	446-1098	406	262-716	366	111-127	874	66	287	353	4.4	229	184-0	72	153	25	1265	15.6
NBA (6)	468-296	13675	2713-6312	430	1417-3563	398	620-717	865	348	1655	2003	4.3	1180	989-2	383	822	136	7463	15.9

AWARDS & RECOGNITION

2019-20: NBA 3-Point Contest Champion...**2017-18:** NBA Rising Stars Challenge...**2016-17:** NBA All-Rookie First Team...NBA Rising Stars Challenge...Western Conference Rookie of the Month (Dec. 2016, March 2017).

2021-22

Played a total of 81 games with Sacramento and Indiana and averaged 15.6 points, 4.4 rebounds and 2.8 assists per game...Shot 40.6 percent from the field, 36.6 percent from 3-point range and 87.4 percent from the foul line...Finished second in the NBA during the regular season as he made 262 3-point field goals, including 80 in 26 games with the Pacers...Had 55 games and made six for the Kings and averaged 14.4 points, 4.0 rebounds and 1.9 assists per game...Was acquired from Sacramento Feb. 8 along with Tyrese Haliburton and Tristan Thompson in exchange for Justin Holiday, Jeremy Lamb, Domantas Sabonis and a future second-round draft pick...Averaged 18.2 points, 5.1 rebounds and 4.8 assists per game in 26 starts for the Pacers after the trade...He shot 44.7 percent from the floor for Indiana compared to 38.2 percent in Sacramento...Scored a season-high 36 points as he shot 14-for-20 from the field at Milwaukee, 2/15...He made a season-high eight 3-pointers against the Bucks, which fell one shy of the Pacers franchise record...Posted his lone double-double of the season with 25 points and 11 rebounds against Philadelphia, 4/5.

NBA

Originally selected with the sixth overall pick in the 2016 NBA Draft by New Orleans, Hield has averaged 15.9 points, 4.3 rebounds and 2.5 assists in 468 games (296 starts) over six NBA seasons with the Pelicans (2016-17) Kings (2017-22) and Pacers (2022)...He enters the 2022-23 season ranked 24th among active NBA players with 1,417 career 3-pointers...Has posted eight double-doubles in his career, with a high of three during the 2018-19 season with Sacramento...Was traded by New Orleans along with Tyreke Evans, Langston Galloway, a future first-round pick and a future second-round pick to Sacramento in exchange for Omri Casspi and DeMarcus Cousins, 2/20/17...Signed a contract extension with Sacramento, 10/21/19...Was Acquired by the Pacers along with Tyrese Haliburton and Tristan Thompson in exchange for Justin Holiday, Jeremy Lamb, Domantas Sabonis and a future second-round draft pick, 2/8/22...**2020-21:** Averaged 16.6 points (.406 FG%, .391 3pt%, .846 FT%), 4.7 rebounds, and 3.6 assists per game in 71 starts...Scored 20 points or more in 21 games and topped 30+ points once with a season-high 30 points against Charlotte, 2/28...Hit six three pointers or more in 13 games this season with a high of eight against the Hornets, 2/28...Finished second in the NBA in 3-point field goals made with 282...Saw his ironman streak of 272 games ended at New Orleans, 4/12, due to illness...**2019-20:** Averaged 19.2 points, 4.6 rebounds and 3.0 assists per game in 72 games (44 starts)...Made 80.0th 3-point field goal of his career on vs. San Antonio, 2/8, in his 29thth career game, the fewest number of games needed in NBA history...March 3 vs. Washington, Hield surpassed Damian Lillard (828) for the most 3s through a player's first four seasons as he ended 2019-20 with 873 career 3-pointers made...Set the Kings' single-season franchise mark for games with five or more 3s, netting 25 games with five or more makes from beyond the arc...Had three games with nine or more 3-point field goals as he was one of four players in 2019-20 with three or more games knocking down nine-plus 3s along with James Harden, Damian Lillard and Duncan Robinson...Posted 41 points, including 30 in the second half, as he went 15-for-26 from the field, including 11-for-21 from 3-point range setting the single-game franchise records in makes and attempts from beyond the arc at Boston, 11/25; he became just the 10th player in NBA history to make 11 3-pointers in a single outing...Recorded 34 points and a career-high 12 rebounds on 14-of-23 shooting vs. New York, 12/13...Scored a career-high 42 points going 14-of-24 from 3-point range, including 20 points in the fourth quarter alone on a perfect 6-of-6, including 5-of-5 from beyond the arc, to go with five rebounds and three assists in a 27-point comeback win at Minnesota, 1/27, as he became the third player in NBA history to score 40 points and make nine 3-pointers as a reserve...**2018-19:** Averaged 20.7 points, 5.0 rebounds and 2.5 assists per game as he made 82 starts...Became one of 14 players in NBA history to shoot .450 from the field, .425 from beyond the arc and .885 from the free throw line or higher for a single season while meeting the minimum qualifiers...Fifth player in NBA history to average 7.0 or more 3-point attempts while making at least .425 of those attempts...Set the franchise single-season 3-point record with 278 makes from distance and became one of five players in league history with 275+ 3-pointers in a single season; seventh most 3-pointers in a season by a player; holds the record for most 3s made in a player's third season...Made five 3-pointers in four consecutive games from Dec. 17 to Dec. 23, 2018, setting a new franchise record for straight games with five or more 3-point field goals; also had two games in a row with seven 3-pointers on Mar. 21 and 23 marking the first time in team history a player had back-to-back games with seven 3s...Recorded his first career double-double with 25 points and a career-high 11 rebounds in a win at Orlando, 10/30...

CONTINUED ON PAGE 94

ISAIAH JACKSON 22

POSITION: CENTER
HEIGHT: 6-11
WEIGHT: 210 LBS.
YEARS PRO: 2
BORN: 1/10/2002 IN PONTIAC, MICHIGAN
COLLEGE: KENTUCKY
DRAFTED: FIRST ROUND, 2021 (22ND), BY L.A. LAKERS FROM THE LAKERS IN A FIVE-TEAM TRADE, 8/6/21
TWITTER: @IJackson22

CAREER HIGHS REGULAR SEASON

MIN:.....32, at BKN, 4/10/22
FGM:.....12, vs. LAC, 1/31/22
FGA:.....19, vs. LAC, 1/31/22
3-pt FGM:.....1, Five times
..... Last: at PHI, 4/9/22
3-pt FGA:.....3, vs. LAC, 1/31/22
FTM:.....7, vs. OKC, 2/25/22
FTA:.....10, vs. OKC, 2/25/22
OR:.....6, at DET, 3/4/22
..... at ATL, 3/13/22
DR:.....9, at ATL, 3/13/22
TR:.....15, at ATL, 3/13/22
AST:.....2, at PHO, 1/22/22
.....vs. CHA, 1/26/22
ST:.....3, at GS, 1/20/22
.....vs. CLE, 2/11/22
TO:.....4, vs. CHA, 1/26/22
BKS:.....5, vs. OKC, 2/25/22
PTS:.....26, vs. LAC, 1/31/22





IN THE REGULAR SEASON, THE LAST TIME ISAIAH...

...MISSED A GAME

due to illness: vs. Utah, 1/8/22
 due to injury: vs. Denver, 3/30/22
 due to Coach's Decision: at Oklahoma City, 1/28/22

...SCORED 20+ POINTS

26, vs. L.A. Clippers, 1/31/22

...RECORDED A DOUBLE-DOUBLE

12 points, 15 rebounds,
 at Atlanta, 3/13/22

...FOULED OUT

vs. Memphis, 3/15/22



REGULAR SEASON MISCELLANEOUS TOTALS

...GAMES WITH:

20+ points - 1
 10+ points - 15
 10+ rebounds - 3

...DOUBLE-DOUBLES: 3

STATISTICS

REGULAR SEASON

YR	G-GS	MIN	3-POINT		FTM-FTA	PCT	OR	DR	TR	AVG	AST	PF-DQ	ST	TO	BKS	PTS	AVG		
			FGM-FGA	PCT															
2021-22	IND 36-15	54	116-206	56.3	5-16	31.3	60-88	.682	60	89	149	4.1	10	92-3	25	40	52	297	8.3

2021-22

Played 36 games as a rookie and averaged 8.3 points, 4.1 rebounds and 1.4 blocks over 15 minutes per game...Ranked fifth amongst all NBA rookies in blocks (52) and second in average (1.4 per gam)...Averaged 11.4 points, 5.9 rebounds and led all rookies with 2.3 blocks per game after the All-Star break (16 games)...Made 15 appearances in the starting lineup and averaged 12.1 points (57.7 percent shooting) 6.3 rebounds and 2.3 blocks per game...Scored 16 points as he shot 8-for-8 from the field to go with seven rebounds in 23 minutes during the win at Orlando, 3/2...He set a new rookie franchise record for the most field goals attempted without a miss in a game...Earned his first NBA start and posted his first double-double with a season-high 26 points and 10 rebounds in the win over the Clippers, 1/31...Scored 12 points and pulled down a season-high 15 rebounds in 28 minutes against Atlanta, 3/13...Made his NBA debut and scored his first point as he made 1-of-2 free throws in the win over Miami, 10/23...Missed 26 total games due to injury: nine with a left knee hyperextension, five while in Health & Safety Protocols, six with a right ankle sprain and six with a concussion and headache symptoms...Played four games and made three starts while on assignment with the Fort Wayne Mad Ants. He averaged 13.6 points, 7.5 rebounds, 1.2 assists and 3.3 blocks per game while shooting 61 percent from the field during G League play.

COLLEGE

Averaged 8.4 points, 6.6 rebounds and an SEC-leading 2.6 blocks per game during his lone season at the University of Kentucky in 2020-21...Shot a team-best 54 percent from the field and 70 percent from the free throw line...Named to the Southeastern Conference All-Freshman and All-Defensive teams...Scored in double figures in eight games, including six straight times to end the regular season...Finished with a season-high 18 points to go with 11 rebounds in Kentucky's win over Auburn, 2/13...Grabbed 10 or more rebounds seven times and posted two double-doubles...Pulled down a season-high 15 rebounds in a victory over LSU, 1/23...Led the team in blocks with 65, including nine games with three or more rejections...Scored seven points, grabbed 12 rebounds and recorded a season-high eight blocks against Kansas during the Champions Classic in Indianapolis, 12/1.

PERSONAL

Born Jan. 10, 2002, in Pontiac, Michigan...Parents are DeUngela and Wesley Jackson...Has four siblings, Wesley Jr., De'Dra, Jah and China Evens...Was named Mr. Basketball in the state of Michigan after he averaged 19.7 points, 13.0 rebounds, 7.7 blocks, 3.3 assists and 2.1 steals per game for Waterford Mott his senior season.

JAMES JOHNSON 16

POSITION: FORWARD
HEIGHT: 6-7
WEIGHT: 240 LBS.
YEARS PRO: 13
COLLEGE: WAKE FOREST
BORN: 2/20/1987 IN CHEYENNE, WYOMING
DRAFTED: FIRST ROUND, 2009 (16TH), BY CHICAGO
ACQUIRED: Signed as a free agent, 9/15/22
TWITTER: @iamJJ16

CAREER HIGHS REGULAR SEASON

MIN:47, at CHI, 3/24/12
FGM:13, vs. DEN, 3/19/18
FGA:21, at MIL, 4/23/12
3-pt FGM:6, at CHA, 4/5/17
3-pt FGA:7, Seven times
Last: vs. LAC, 1/24/20
FTM:9, at PHI, 2/11/17
FTA:13, at PHI, 2/11/17
OR:4, 10 times
Last: vs. LAL, 1/25/22
DR:11, vs. DEN, 3/19/18
TR:13, at MIL, 4/23/12
AST:12, at MIL, 1/13/17
ST:6, vs. IND, 12/18/11
TO:6, Three times
Last: at LAC, 11/5/17
BKS:6, at MIL, 1/15/14
PTS:31, vs. DEN, 3/19/18

PLAYOFFS

MIN:37, at PHI, 4/16/18
FGM:7, at PHI, 4/16/18
FGA:12, vs. PHI, 4/21/18
3-pt FGM:2, Four times
Last: vs. PHI, 4/19/18
3-pt FGA:4, vs. PHI, 4/21/18
FTM:6, vs. OKC, 5/1/14
FTA:8, vs. OKC, 5/1/14
OR:4, vs. OKC, 5/1/14
DR:7, vs. PHI, 4/21/18
TR:8, vs. PHI, 4/21/18
AST:5, Four times
Last: at PHI, 4/24/18
ST:3, at PHI, 4/16/18
TO:3, vs. PHI, 4/21/18
BKS:2, at PHI, 4/24/18
PTS:18, at PHI, 4/16/18





IN THE REGULAR SEASON, THE LAST TIME JAMES...

...MISSED A GAME

due to illness: at New York, 4/6/22
 due to injury: vs. Washington, 2/17/22
 due to Coach's Decision: at Orlando, 3/1/21

...SCORED 30+ POINTS

31, vs. Denver, 3/19/18

...SCORED 20+ POINTS

22, vs. Sacramento, 1/20/20

...RECORDED A DOUBLE-DOUBLE

17 points, 10 rebounds,
 vs. Orlando, 11/19/21

REGULAR SEASON MISCELLANEOUS TOTALS

...GAMES WITH:

30+ points – 1
 20+ points – 24
 10+ rebounds – 15
 10+ assists – 1

...DOUBLE-DOUBLES: 14



STATISTICS

REGULAR SEASON

YR	G-GS	MIN	3-POINT			FTM-FTA	PCT	OR	DR	TR	AVG	AST	PF-DQ	ST	TO	BKS	PTS	AVG	
			FGM-FGA	PCT	PCT														
2009-10 CHI	65-11	75/	95-210	452	15-46	326	51-70	726	34	94	128	2.0	48	126-3	21	62	43	256	3.9
2010-11 TOR	38-25	821	108-237	456	8-34	235	47-71	662	37	105	142	3.7	89	95-1	33	54	37	271	7.1
2011-12 TOR	62-40	1561	233-518	450	19-60	317	81-115	704	74	218	292	4.7	122	177-3	71	101	84	566	9.1
2012-13 SAC	54-11	878	117-382	414	2-21	095	40-67	597	49	96	145	2.7	58	99-0	41	68	50	276	5.1
2013-14 MEM	52-4	956	143-308	464	22-87	253	76-90	844	60	106	166	3.2	111	102-1	42	66	57	384	7.4
2014-15 TOR	70-17	1370	238-404	589	11-51	216	67-102	658	61	196	257	3.7	95	155-1	54	79	70	554	7.9
2015-16 TOR	57-32	926	114-240	475	20-66	303	39-68	574	28	98	126	2.2	67	84-0	29	54	33	287	5.0
2016-17 MIA	76-5	2085	368-769	479	87-256	340	152-215	707	66	310	376	4.9	276	197-3	76	171	86	975	12.8
2017-18 MIA	73-41	1943	309-614	503	57-185	308	113-162	698	61	297	358	4.9	280	192-2	70	141	51	788	10.8
2018-19 MIA	55-33	1164	164-379	533	50-149	336	50-70	714	22	154	176	3.2	135	114-0	35	74	27	428	7.8
2019-20 TOR	32-1	620	103-215	479	33-91	363	31-48	646	25	93	118	3.7	74	80-2	25	48	32	270	8.4
2020-21 TOR	51-12	1043	146-327	446	31-210	258	45-76	592	32	145	177	3.5	98	120-0	42	55	42	368	7.2
2021-22 BKN	62-10	1191	144-307	469	23-85	271	29-55	527	52	164	216	3.5	130	162-4	30	48	34	340	5.5
NBA(13)	747-242	15315	2282-4811	474	378-1251	302	821-1209	679	600	2076	2674	3.6	1583	1703-20	569	1031	646	5763	7.7

2021-22

Appeared in 62 games and made 10 starts for the Brooklyn Nets while averaging 5.5 points, 3.5 rebounds and 2.1 assists over 19.2 minutes per game...Shot 47.4 percent from the field and 30.2 percent from 3-point range...Scored in double figures in 11 contests with a high of 19 points at Toronto, 3/1...Posted his lone double-double of the season with 17 points and 10 rebounds in a win over the Magic, 11/19.

NBA

A 13-year NBA veteran, Johnson has averaged 7.7 points, 3.6 rebounds and 2.1 assists in 747 career appearances (242 starts) for the Chicago Bulls (2009-11), Toronto Raptors (2011-12; 2014-16), Sacramento Kings (2012-13), Memphis Grizzlies (2013-14), Miami Heat (2016-20), Minnesota Timberwolves (2020); Dallas Mavericks (2020-21), New Orleans Pelicans (2021) and Brooklyn Nets (2021-22)...Has recorded 17 career double-doubles with a high of six during the 2017-18 season with Miami...Was originally selected by the Bulls with the 16th pick in the 2009 NBA Draft...Was traded to Toronto in exchange for a future first-round draft pick, 2/22/11...Traded by Toronto to Sacramento in exchange for a future second-round draft pick, 7/16/12...Signed with Memphis as a free agent, 12/16/13...Signed with Toronto as a free agent, 7/15/14...Signed with Miami as a free agent, 7/10/16...Signed a multi-year contract with the Heat, 7/7/17...Was traded by Miami to Minnesota as part of a three-team deal, 2/6/20...Was traded by Minnesota to Oklahoma City as part of a three-team trade on draft night, 11/20/20...Traded by Oklahoma City to Dallas in a three-team trade, 11/27/20...Traded from Dallas along with Wesley Iwundu and a future second-round pick to New Orleans in exchange for Nico Mellini and J.J. Redick, 3/25/21...Signed with Brooklyn as a free agent, 8/6/21...Waived by Brooklyn, 4/7/22...Johnson is one of 11 active players remaining from the 2009 NBA draft class...He ranks 10th overall in that draft class in games played (747), ninth in career field goal percentage (.474), 10th in rebounds (2,676), second in blocks (646) and 17th in scoring (5,763).

COLLEGE

In two seasons at Wake Forest (2007-19), averaged 14.8 points, 8.3 rebounds, 1.6 assists, 1.4 blocks, 1.4 steals and 29.9 minutes in 61 games (59 starts)...Was a two-time Third Team All-ACC selection...ACC All-Freshman Team honoree (2008)...Led the Demon Deacons in rebounds in each of his two seasons in Winston-Salem...**2008-09**: Started all 31 games, averaging 15.0 points (542 FG), 8.5 rebounds, 2.0 assists, 1.6 blocks and 1.4 steals...Led the team in field goal percentage, rebounds and blocks and ranked second in scoring and steals...Set career highs of 28 points and 18 rebounds vs. North Carolina State, 2/26/09...**2007-08**: Appeared in all 30 games (28 starts) as a freshman, averaging 14.6 points (487 FG), 8.1 rebounds, 1.2 assists, 1.4 steals and 1.3 blocks en route to earning Third-Team All-ACC accolades...Became just the third player in school history to earn All-ACC honors as a freshman, joining Rodney Rogers and Chris Paul.

PERSONAL

Full name is James Patrick Johnson...Born in Cheyenne, Wyo., to Willie and Vi Johnson...He is the middle child of nine children (six brothers and two sisters)...Father is a seven-time world kickboxing champion and a former Marine and his mother is a five-time nationals winner in kickboxing...In addition to his parents, each of his eight siblings are all black belts of varying degrees...Married his wife Diana in October 2017...Has three sons – Harlem, Naymin and Golden...Holds a second-degree black belt...Fought in his first mixed martial arts bout at the age of 18 and was declared the winner after 97 seconds...Has an undefeated record in seven MMA matches, having fought in Utah, Colorado and Las Vegas...Has used martial arts to train and went 21-0 in kickboxing competition...Is the second person of Samoan heritage to play in the NBA, following Wally Rank who played for the L.A. Clippers in 1980-81...Is also the first Wyoming native since the merger (1976-77) to play in the league.

BENEDICT MATHURIN 00

POSITION: GUARD/FORWARD
HEIGHT: 6-6
WEIGHT: 195 LBS.
YEARS PRO: ROOKIE
COLLEGE: ARIZONA
NATIVE COUNTRY: CANADA
BORN: 6/19/2002 IN MONTREAL, CANADA
DRAFTED: FIRST ROUND, 2022 (6TH), BY INDIANA
TWITTER: @BennMathurin





PROFESSIONAL

Selected with the sixth overall pick in the 2022 NBA Draft, Mathurin became the Pacers' highest draft selection since 1988 when Rik Smits was selected second overall...Was named to the All-NBA 2K23 Summer League Second Team as he averaged 19.3 points, 4.0 rebounds, 1.3 assists and 1.3 steals in three appearances for the Pacers.

INTERNATIONAL

2021: Was a member of Canada's U19 team that took the bronze medal at the 2021 FIBA U19 World Cup in Latvia. In the seven games Canada played, he averaged 16.1 points (ranked seventh for the tournament) and 4.0 rebounds per game...**2020:** He was named an All-Star at the Basketball Without Borders Global event in Chicago during 2020 NBA All-Star weekend.

COLLEGE

Played 63 games and made 49 starts over two seasons at the University of Arizona, averaging 14.8 points, 5.3 rebounds and 2.0 assists per game...**2021-22:** Mathurin was named the PAC-12 Player of the Year and earned second team All-America honors after averaging 17.7 points, 5.6 rebounds, 2.5 assists and 1.0 steal per game for Arizona in 2021-22...Finalist for the John R. Wooden Award...Naismith Trophy semifinalist...One of five finalists for the Jerry West Shooting Guard of the Year Award...Three-time Pac-12 Player of the Week...Scored 655 points, the ninth-most in a season in Arizona history...Posted 14 games with 20 or more points, including a high of 30 points twice...Finished with three double-doubles, posting a high of 10 rebounds three times...**2020-21:** Averaged 10.8 points and 4.8 rebounds while shooting 47.1 percent from the field and 41.8 percent from 3-point range during his freshman season...Named Pac-12 Freshman of the Week on Jan. 4...Ranked fifth in the Pac-12 in free throw percentage (.846)...His free throw percentage ranks second in Arizona history for a freshman...Ranked sixth in the Pac-12 in 3-point field goal percentage...Scored in double figures 15 times with two double-doubles...Scored a career-high 31 points on 10-of-12 shooting from the floor – including 6-for-7 from the 3-point line – while also hauling in eight rebounds at Oregon State, 1/14.



PERSONAL

Attended the NBA Academy Latin America in Mexico City...Speaks four languages - French, Spanish, Creole, English...His family is of Haitian decent, but he was born and raised in Montreal.

STATISTICS

COLLEGE

YR	G-GS	MIN	3-POINT			FTM-FTA	PCT	OR	DR	TR	AVG	AST	PF-DQ	ST	TO	BKS	PTS	AVG	
			FGM-FGA	PCT	FGM-FGA														
2020-21(AZ)	26-12	650	88-187	47.1	38-91	41.8	66-78	84.6	32	92	124	4.8	30	43-0	18	30	2	280	10.8
2021-22(AZ)	37-37	1201	218-484	45.0	83-225	36.9	136-178	76.4	51	157	208	5.6	94	68-1	36	66	10	655	17.7
NCAA (2)	63-49	1851	306-671	45.6	121-316	38.3	202-256	78.9	83	249	332	5.3	124	111-1	54	96	12	935	14.8

T.J. McCONNELL 9

POSITION: GUARD
HEIGHT: 6-2
WEIGHT: 190 LBS.
YEARS PRO: 7
COLLEGE: ARIZONA
BORN: 3/25/92 IN PITTSBURGH,
PENNSYLVANIA
ACQUIRED: SIGNED AS A FREE AGENT,
7/29/19; RE-SIGNED, 8/6/21
TWITTER: @TJMcConnell

CAREER HIGHS REGULAR SEASON

MIN:.....46, at NY, 2/27/21
FGM:.....10, vs. MIL, 5/13/21
..... at Utah, 11/11/21
FGA:.....19, vs. MIL, 5/13/21
3-pt FGM:.....3, Six times
..... Last: at BKN, 4/10/22
3-pt FGA:.....7, at BKN, 4/10/22
FTM:.....5, vs. HOU, 1/27/17
..... vs. MIA, 2/11/17
..... vs. PHI, 12/31/19
FTA:.....7, vs. HOU, 1/27/17
OR:.....7, at WAS, 5/3/21
DR:.....9, at DET, 12/11/16
TR:.....10, at DET, 12/11/16
..... vs. NY, 2/12/18
AST:.....17, at BOS, 1/6/17
ST:.....10, at CLE, 3/3/21
TO:.....6, at TOR, 4/2/17
..... vs. PHI, 1/31/21
BKS:.....2, 12 times
..... Last: vs. NO, 11/20/21
PTS:.....23, vs. MIL, 5/13/21

PLAYOFFS

MIN:.....39, vs. BOS, 5/7/18
FGM:.....9, vs. BOS, 5/7/18
FGA:.....12, vs. BOS, 5/7/18
3-pt FGM:.....1, vs. BOS, 5/7/18
..... at BOS, 5/9/18
3-pt FGA:.....1, Three times
..... Last: at BOS, 5/9/18
FTM:.....2, vs. MIA, 4/16/18
FTA:.....2, vs. MIA, 4/16/18
..... vs. MIA, 8/18/20
OR:.....3, vs. BOS, 5/7/18
DR:.....5, vs. BOS, 5/7/18
..... at BOS, 5/9/18
TR:.....8, vs. BOS, 5/7/18
AST:.....7, vs. BKN, 4/23/19
ST:.....2, at BOS, 5/3/18
..... at BOS, 5/9/18
TO:.....3, at MIA, 4/21/18
BKS:.....1, vs. BKN, 4/23/19
PTS:.....19, vs. BOS, 5/7/18





IN THE REGULAR SEASON, THE LAST TIME T.J. ...

...MISSED A GAME

due to Coach's Decision: at Charlotte, 11/17/18
 due to injury: vs. Detroit, 4/3/22
 due to illness: at New Orleans, 1/24/22
 due to personal reasons: at Golden State, 1/12/21

...SCORED 20+ POINTS

21, at Utah, 11/11/21

...RECORDED A TRIPLE-DOUBLE

16 points, 13 assists, 10 steals,
 at Cleveland, 3/3/21

...RECORDED A DOUBLE-DOUBLE

10 points, 10 assists, vs. San Antonio, 11/1/21

...RECORDED 10+ REBOUNDS

10, vs. New York, 2/12/18

...RECORDED 10+ ASSISTS

10, vs. San Antonio, 11/1/21



REGULAR SEASON MISCELLANEOUS TOTALS

...GAMES WITH:

20+ points - 2
 10+ points - 124
 10+ rebounds - 2
 10+ assists - 32

...TRIPLE-DOUBLES: 2

...DOUBLE-DOUBLES

Points/Rebounds - 1
 Points/Assists - 13

STATISTICS

REGULAR SEASON

YR	G-GS	MIN	3-POINT			FTM-FTA	PCT	OR	DR	TR	AVG	AST	PF-DQ	ST	TO	BKS	PTS	AVG	
			FGM-FGA	PCT	FGM-FGA														
2015-16 PHI	81-17	1606	218-464	47.0	31-89	348	26-41	634	43	207	250	31	367	114-0	95	140	10	493	6.1
2016-17 PHI	81-51	2133	236-512	46.1	11-55	200	73-90	.811	39	212	251	31	534	139-0	134	160	10	556	6.9
2017-18 PHI	76-1	1706	210-421	499	27-62	435	31-39	.795	37	189	226	3.0	303	122-0	92	112	13	478	6.3
2018-19 PHI	76-3	1470	220-419	525	14-42	333	29-37	.784	28	146	174	2.3	258	105-0	79	91	17	483	6.4
2019-20 IND	71-3	1326	212-411	516	5-17	294	35-42	.833	38	151	189	2.7	355	73-0	56	100	11	464	6.5
2020-21 IND	69-3	1796	274-490	559	15-48	313	33-48	.688	55	201	256	3.7	456	113-0	128	135	23	596	8.6
2021-22 IND	27-8	652	100-208	481	10-33	303	19-23	.826	20	70	90	3.3	131	53-0	30	29	10	229	8.5
NBA (7)	481-86	10689	1470-2925	503	113-346	327	246-320	.769	260	1176	1436	3.0	2404	719-0	613	766	94	3299	6.9

PLAYOFFS

YR	G-GS	MIN	3-POINT			FTM-FTA	PCT	OR	DR	TR	AVG	AST	PF-DQ	ST	TO	BKS	PTS	AVG	
			FGM-FGA	PCT	FGM-FGA														
2017-18 PHI	10-2	155	25-36	694	2-3	.657	3-5	.600	6	20	26	2.6	23	13-0	6	6	0	55	5.5
2018-19 PHI	9-0	75	12-27	444	0-0	—	0-0	—	1	5	6	0.7	11	4-0	2	1	1	24	2.7
2019-20 IND	3-0	28	3-8	375	0-0	—	1-2	.500	0	6	6	2.0	7	4-0	0	2	0	7	23
NBA (3)	22-2	258	40-71	563	2-3	.667	4-7	.571	7	31	38	1.7	41	21-0	8	9	1	86	3.9

2021-22

After re-signing with the Pacers during the offseason, McConnell averaged 8.5 points, 3.3 rebounds, 4.9 assists and 1.1 steals in 27 appearances and eight starts...Posted his second career game with 20+ points as he finished with a season-high 21 points to go with eight rebounds and five assists off the bench in a road win at Utah, 11/11...Scored in double figures a total of nine times...Posted his lone double-double of the season with 10 points and 10 assists in 26 minutes in a win over the Spurs, 11/1...Missed 55 games due to injury and illness from Dec. 3 through April 3: 51 while rehabbing from surgery on a torn ligament in his right wrist and four due to Health & Safety protocols...Returned to the court April 5 against Philadelphia and scored two points to go with four rebounds and five assists in 15 minutes off the bench...Started each of the final two games and averaged 13.0 points, 3.0 rebounds, 5.5 assists and 2.0 steals per game.

NBA

Signed with the Pacers as a free agent on July 29, 2019, after four NBA seasons with Philadelphia (2015-19)...Holds career averages of 6.9 points (503% FG, 327% 3-PT, 769% FT), 3.0 rebounds, 5.0 assists and 1.3 steals in 481 games (86 starts)...Has posted 16 double-doubles in his career, including two triple-doubles. **2020-21:** Set new career highs as he averaged 8.6 points, 3.7 rebounds, 6.6 assists and 1.9 steals over 69 games (three starts) for the Pacers...Shot a career-best 55.9 percent from the field, which led the team and ranked 15th in the NBA...Led the NBA in total steals (128), 20 more than the next-leading player in the league...He ranked second in steals per game (1.86 per game) and 14th in assists (6.6). He led all reserves in the NBA with 434 assists and 120 steals off the bench...Set a new career high with 23 points on 10-for-19 shooting in 45 minutes against Milwaukee, 5/13...Posted his fifth double-double of the year as he finished with 12 points while tying his career high with 17 assists at Toronto, 5/16...During Indiana's game against New Orleans Feb. 5, McConnell handed out 15 assists, which was the most by any bench player in Pacers franchise history...He finished with nine assists in the fourth quarter, which was the most in the fourth quarter in franchise history and tied for fourth-most in any quarter in team history...Finished with four games with 15 or more assists off the bench. He is the first player in NBA history to record four games with 15 or more assists off the bench in a single season. In NBA history, only John Stockton and John Lucas have recorded four career games with 15 or more assists off the bench...Turned in a historic performance in the win at Cleveland March 3 as he fueled Indiana's comeback victory with 16 points, 13 rebounds and 10 steals in 36 minutes off the bench. His 10 steals set a franchise record, passing the previous record of nine set by Dudley Bradley on Nov. 29, 1980. He fell one theft shy of the NBA record of 11 steals. McConnell recorded nine steals in the first half, which is the most by any player in one half in NBA history. It was the fifth time in team history a bench player recorded a triple-double and the first time since 1993 (Detlef Schrempf - 34 points, 12 rebounds, 10 assists at Milwaukee on Feb. 13, 1993). His performance marked only the sixth points/assists/steals triple-double in NBA history and the first since April 1998 (Atlanta's Mookie Blaylock - 14 points, 10 rebounds, 10 assists, 10 steals). He became the 24th player in NBA history to reach 10 steals in one game and the first to do so off the bench...Missed three games due to personal reasons (Jan. 9-12)...**2019-20:** Played 71 games and made three starts during his first season in Indiana... Averaged 6.5 points, 2.7 rebounds and 5.0 assists over 18.7 minutes per game...Shot 51.6 percent from the field, 29.4 percent from 3-point range and a career-best 83.3 percent from the free throw line...Led the team and ranked third in the NBA with an assists-per-turnover ratio of 3.55...Scored in double figures 17 times, recorded 10 or more assists four times and posted two double-doubles...Tied for the team lead and finished with a season-best 17 points to go with five rebounds and nine assists in 22 minutes off the bench in the win over Detroit, 11/8...Posted his first double-double of the season with 11 points and 10 assists in 27 minutes off the bench in the win over Philadelphia, 12/31...Scored 10 points and matched his season high with 11 assists in the win at Phoenix, 1/22...Missed two games with a sore right groin (Nov. 16-18)...**2018-19:** Appeared in 76 games (three starts) and averaged 6.4 points, 3.4 assists, and 2.3 rebounds in 19.3 minutes

CONTINUED ON PAGE 95

ANDREW NEMBHARD 2

POSITION: GUARD
HEIGHT: 6-5
WEIGHT: 195 LBS.
YEARS PRO: ROOKIE
COLLEGE: GONZAGA
NATIVE COUNTRY: CANADA
BORN: 1/16/2000 IN TORONTO, ONTARIO
DRAFTED: SECOND ROUND, 2022 (31ST), BY INDIANA
TWITTER: @AndrewNembhard





PROFESSIONAL

Selected with the 31st overall pick in the second round of the 2022 NBA Draft, Nembhard started all five games for the Pacers during NBA 2K23 Summer League play...He averaged 6.6 points, 4.0 rebounds and a team-high 5.0 assists per game.

INTERNATIONAL

2021: Was on Team Canada's roster for the Olympic qualifying stages...**2019:** Played five games for the Canadian National Team during the FIBA World Cup and averaged 2.8 points and 2.4 assists per game...**2018:** Made his first appearance with the Senior National Team as he played in two games during the World Cup qualifying stages...Led Canada to a silver medal at the 2018 FIBA U18 Americas, averaging 15.7 points and 8.8 assists over the course of six games...He scored 28 points vs. Argentina and had 17 assists in the semifinals vs. Puerto Rico.

COLLEGE

Played 131 career games (115 starts) during four collegiate seasons at the University of Florida (2018-20) and Gonzaga University (2020-22)...He averaged 10.0 points, 2.9 rebounds, 5.3 assists and 1.2 steals per game...Honors included being named to the SEC All-Freshman Team (2018-19), West Coast Conference Sixth Man of the Year (2020-21), All-WCC (First Team, 2021-22; Second Team 2020-21), and WCC Tournament Most Valuable Player (2022)...**2021-22:** Helped Gonzaga hold the No. 1 ranking throughout most of the season as he averaged 11.8 points, 3.4 rebounds, 5.8 assists and 1.6 steals over 32 starts...He shot 43.8 percent from the field and career-best percentages of 38.3 percent from 3-point range and 87.3 percent from the foul line...Named to All-WCC First Team...Named WCC Tournament Most Outstanding Player...Was a Bob Cousy Point Guard of the Year Finalist...Led the team to a WCC Championship and a Sweet Sixteen Appearance in the NCAA Tournament...Recorded the highest assist total in program history in an NCAA Tournament game with 11 against Georgia State...Led the WCC in assists per game at 5.7 giving him a total of 184 on the year...Ended seventh in the nation in assist to turnover ratio at 2.97...Scored in double figures in 15 games with five games with 20 or more, and posted four outings with 10 or more assists...Posted his lone double-double of the season as he scored 22 points, recorded 12 assists and did not commit a turnover in a win over BYU, 1/13...**2020-21:** Appeared in 32 games (16 starts) during his first season at Gonzaga...Averaged 9.2 points, 3.4 rebounds, a team-high 4.4 assists and 1.1 steals per game...Named to All-WCC Second Team...Named WCC Sixth Man of the Year...**2019-20:** Started 31 games for Florida during a shortened season and averaged 11.2 points, 3.0 rebounds, 5.6 assists and 1.1 steals per game...He led the SEC with a 2.2 assist/turnover ratio and ranked second with 5.6 assists per game...His 173 assists ranked as the No. 8 single-season total in UF history, becoming one of three players to appear on UF's single-season assists top-10 list...Scored in double figures 15 times with four games with 20 or more...Topped 10 assists three times, posted two double-doubles and set a season high with 13 assists in a win over Long Beach State, 12/28...**2018-19:** Averaged 8.0 points, 5.4 assists and 2.9 rebounds while starting in all 36 games and playing a team-high 32.9 minutes per game...2019 SEC All-Freshman Team...SEC Freshman of the Week (12/3/18; 2/18/19)...His 2.6 assist-to-turnover ratio ranked third in the SEC, while his 5.4 assists per game rated fifth and 32.9 minutes ranked seventh...His 194 assists marked the No. 4 single season mark in Florida history and No. 2 for a freshman (Nick Calathes, 221, 2007-08).



STATISTICS

COLLEGE

YR	G-GS	MIN	3-POINT					OR	DR	TR	AVG	AST	PF-DQ	ST	TO	BKS	PTS	AVG	
			FQM-FGA	PCT	FQM-FGA	PCT	FTM-FTA												PCT
2018-19 UF	36-36	1183	106-256	.414	35-101	.347	42-55	.764	6	97	103	2.9	194	62	44	75	2	289	8.0
2019-20 UF	31-31	1032	130-295	.441	32-104	.308	55-71	.775	3	89	92	3.0	173	47	33	80	2	347	11.2
2020-21 GU	32-16	956	109-227	.480	32-99	.323	43-57	.754	6	70	76	3.4	140	58	34	39	3	293	9.2
2021-22 GU	32-32	1027	140-310	.452	51-133	.383	48-55	.873	14	94	108	3.4	184	64	51	62	4	379	11.8
NCAA (4)	131-115	4198	485-1088	.446	150-437	.343	188-238	.790	29	350	379	2.9	691	231	162	256	11	1308	10.0

AARON NESMITH 23

POSITION: GUARD
HEIGHT: 6-6
WEIGHT: 210 LBS.
YEARS PRO: 2
COLLEGE: VANDERBILT
BORN: 10/16/99 IN CHARLESTON,
SOUTH CAROLINA
DRAFTED: FIRST ROUND, 2020
(14TH), BY BOSTON
FROM BOSTON, 7/9/22
ACQUIRED:
TWITTER: @aaronesmith24

CAREER HIGHS REGULAR SEASON

MIN:39, at TOR, 3/28/22
FGM:7, vs. SA, 4/30/21
FGA:12, vs. CHA, 4/28/21
3-pt FGM:4, vs. POR, 5/2/21
3-pt FGA:6, vs. GS, 12/17/21
FTM:4, vs. MIA, 5/9/21
FTA:4, Four times
..... Last: vs. MIN, 3/27/22
OR:3, vs. CHA, 4/28/21
DR:7, vs. NY, 12/18/21
TR:9, vs. CHA, 4/28/21
AST:3, at POR, 12/4/21
ST:3, vs. CHA, 4/28/21
..... at TOR, 3/28/22
TO:3, at PHO, 12/10/21
..... at PHI, 2/15/22
BKS:3, vs. CHA, 3/28/21
PTS:18, at PHI, 2/15/22

PLAYOFFS

MIN:19, at BKN, 5/25/21
..... vs. BKN, 5/30/21
FGM:4, vs. BKN, 5/30/21
FGA:6, vs. BKN, 5/30/21
3-pt FGM:3, vs. BKN, 5/30/21
3-pt FGA:5, at BKN, 5/25/21
..... vs. BKN, 5/30/21
FTM:3, at GS, 6/13/22
FTA:4, at GS, 6/13/22
OR:2, vs. MIA, 5/23/22
DR:4, at BKN, 5/22/21
TR:5, vs. MIA, 5/23/22
AST:2, at GS, 6/5/22
ST:1, Three times
..... Last: at GS, 6/5/22
TO:1, Three times
..... Last: 5/17/22
BKS:3, at MIA, 5/17/22
PTS:11, vs. BKN, 5/30/21





IN THE REGULAR SEASON, THE LAST TIME AARON ...

...MISSED A GAME

- due to illness: vs. Orlando, 1/2/22
- due to injury: at Denver, 3/20/22
- due to Coach's Decision: vs. Indiana, 4/1/22



REGULAR SEASON MISCELLANEOUS TOTALS

...GAMES WITH:

10+ points – 15

STATISTICS

REGULAR SEASON

YR	G-GS	MIN	3-POINT			FTM-FTA	PCT	OR	DR	TR	AVG	AST	PF-DQ	ST	TO	BKS	PTS	AVG	
			FGM-FGA	PCT	PCT														
2020-21 BOS	46-1	669	78-178	438	40-108	370	22-28	786	28	99	127	2.8	23	87-0	15	23	9	218	4.7
2021-22 BOS	52-3	574	72-182	396	31-115	270	21-26	808	15	74	89	1.7	22	70-0	20	31	5	196	3.8
NBA (2)	98-4	1243	150-360	.417	71-223	.318	43-54	.796	43	173	216	2.2	45	157-0	35	54	14	414	4.2

PLAYOFFS

YR	G-GS	MIN	3-POINT			FTM-FTA	PCT	OR	DR	TR	AVG	AST	PF-DQ	ST	TO	BKS	PTS	AVG	
			FGM-FGA	PCT	PCT														
2020-21 BOS	5-0	75	5-18	278	4-14	286	2-2	1000	2	11	13	2.6	1	7-0	1	2	1	16	3.2
2021-22 BOS	15-0	52	4-17	235	1-11	.091	3-4	750	4	11	15	1.0	3	6-0	2	1	4	12	0.8
NBA (2)	20-0	127	9-35	.257	5-25	.200	5-6	.833	6	22	28	1.4	4	13-0	3	3	5	28	1.4

2021-22

Averaged 3.8 points and 1.7 rebounds in 11.0 minutes per game while shooting 39.6 percent from the field, 27.0 percent from three and 80.8 percent from the free throw line...Netted a season-high 13 points against Miami on Nov. 4...Got his first start of the season against New York on Dec. 18 and pulled down a season-high seven rebounds...Scored a career-high 18 points to go along with three rebounds and two blocks against Philadelphia on Feb. 15...Tied his career-high with three steals against Toronto on Mar. 28...Led or tied for the team lead in steals nine times and in blocks once...Missed a total of 14 games on the season due to injury...Missed five games due to health & safety protocols (Dec. 25 – Jan. 2) and missed a total of nine games due to a right ankle sprain (Jan. 19 – Jan. 21 and Mar. 6 – Mar. 20)... Appeared in two games for the Maine Celtics and averaged 13.5 points, 6.0 rebounds and 2.0 assists in 22.9 minutes per game.

NBA

A lottery pick by the Celtics in 2020, he was selected 14th overall in the 2020 NBA Draft...Averaged 4.2 points and 2.2 rebounds over 12.7 minutes per game in 98 appearances (four starts) in two seasons with Boston (2020-22)...Acquired by the Pacers in a trade with Boston along with Malik Fitts, Juwan Morgan, Daniel Theis and a future first-round draft pick in exchange for Malcolm Brogdon, 7/9/22...**2020-21**: Averaged 4.7 points and 2.8 rebounds in 14.5 minutes per game...Shot 43.8 percent from the field, 37.0 percent from three and 78.6 percent from the free throw line...Made his NBA debut against Brooklyn on Dec. 25 and recorded three points in nine minutes of action...Recorded new season-highs of 15 points, nine rebounds, three steals and three blocks against Charlotte on Apr. 28...Became the first Celtics rookie since Paul Pierce in 1998-99 that had 15 or more points, three or more steals and three or more blocks in a game against Charlotte on Apr. 28...Set a high in points with 16 against San Antonio on Apr. 30...Tied that mark the next game with 16 against Portland including a career-high four threes on May 2...Scored 16 points against Miami May 9...Earned his first career start against Cleveland on May 12 and responded with eight points and seven rebounds...Missed one game due to Low Back Spasms (Jan. 22).

COLLEGE

Played 46 games over two seasons at Vanderbilt (2018-20) and averaged 14.5 points, 5.3 rebounds and 1.3 assists per game while shooting 47.6 percent from the field, 41.0 percent from 3-point range and 82.5 percent from the foul line...**2019-20**: Played and started in 14 games and averaged 23.0 points, 4.9 rebounds and 1.4 steals before suffering a season-ending stress fracture in his right foot...Was the SEC's leading scorer at the time of his injury...Made 60 total threes on the season, which led the Vanderbilt team...His 60 threes ranked 10th in the SEC at the end of the regular season...Scored in double figures in every game...Scored 34 points in a game at Richmond and 34 in a game vs. UNC Wilmington...Tallied 20 or more points in seven other games...Made seven or more threes in four games, including a career-high eight three pointers against SMU...Was second in the nation in 3s made per game (4.28) and led the SEC in 3s per game, 3-point field goal percentage (.522) and scoring (23.0) at the time of his injury...Ranked fifth nationally in points per game...Ranked eighth in free-throw percentage (.825) and field-goal percentage (.512) in the SEC prior to his injury...His .522 3-point shooting percentage is the best by a Commodore in a single season...Did not score less than 14 points in a game all season...Made multiple threes in all but two games...**2018-19**: Played in all 32 games and made 19 starts. Averaged 11.0 points and 5.5 rebounds per game in all games...Led Commodores in scoring in SEC games only with 13.5 points per game...Named to SEC First-Year Academic Honor Roll...Scored 20 or more points in four SEC games as a true freshman and tallied double figures in 14 total games...Set a season high in points at Florida (26); also was career-best 12-15 from the free throw line.

PERSONAL

Full name is Aaron Joshua Nesmith...Son of Bernard and Erine Nesmith...Has a brother, Eddie...Majored in Human and Organizational Development.

TREVELIN QUEEN

8

POSITION: GUARD
HEIGHT: 6-1
WEIGHT: 190 LBS.
YEARS PRO: 1
COLLEGE: NEW MEXICO STATE
BORN: 2/25/1997 IN
BALTIMORE, MARYLAND
ACQUIRED: SIGNED TO A TWO-
WAY CONTRACT, 10/11/22

CAREER HIGHS REGULAR SEASON

MIN:..... 29, at CHA, 12/27/21
FGM:..... 6, at CHA, 12/27/21
FGA:..... 13, at CHA, 12/27/21
3-pt FGM:..... 4, at CHA, 12/27/21
3-pt FGA:..... 10, at CHA, 12/27/21
FTM:..... 2, vs. DEN, 1/1/22
FTA:..... 2, vs. DEN, 1/1/22
OR:..... 3, vs. DEN, 1/1/22
DR:..... 5, at CHA, 12/27/21
TR:..... 6, at CHA, 12/27/21
AST:..... 1, Four times
Last: at MIA, 3/7/22
ST:..... 4, at CHA, 12/27/21
TO:..... 3, at CHA, 12/27/21
BKS:..... 1, at MIA, 3/7/22
PTS:..... 17, at CHA, 12/27/21





2021-22

In his second professional season, Queen was named the NBA G League Most Valuable Player and All-Defensive First Team after averaging 25.3 points, 6.6 rebounds, 5.0 assists, 3.4 steals and 1.0 block per game for the Rio Grande Valley Vipers...He began the season with the Los Angeles Lakers during Training Camp before he was waived Oct. 15...Signed a two-way contract with the Houston Rockets Dec. 18, and made his NBA debut that day during the Rockets' win at Detroit...Appeared in 10 games for Houston and averaged 4.3 points and 1.6 rebounds over 7.4 minutes per game...Scored his first NBA points as he made his only field goal attempt and added a rebound and an assist at Chicago, 12/20...Scored in double figures twice...Posted season highs with 17 points, six rebounds and four steals at Charlotte, 12/27.

PROFESSIONAL

Signed a two-way contract with the Pacers Oct. 11, 2022, after he was waived by the Philadelphia 76ers Oct. 9...Queen has completed two seasons in the NBA G League and has averaged 18.5 points, 4.7 rebounds, 3.3 assists and 2.4 steals per game over 34 career games (25 starts) for the Rio Grande Valley Vipers (2020-22).

COLLEGE

After beginning his collegiate career in the Junior College ranks at the College of Marin (2016-17) and New Mexico Military Institute (2017-18), Queen enrolled at New Mexico State and completed two seasons in which he averaged 10.6 points, 4.1 rebounds, 2.1 assists and 1.4 steals over 51 career games (25 starts) from 2018-20...**2019-20:** Named Second Team All-Western Athletic Conference after averaged 13.2 points, 5.2 rebounds, 2.4 assists and 1.7 steals per game over 26 games...**2018-19:** Averaged 7.8 points, 2.9 rebounds and 1.7 assists per game in 25 appearances off the bench...Named the WAC Tournament Most Valuable Player as he helped the Aggies qualify for the NCAA Tournament.

PERSONAL

Son of Trevelin Queen and Nancy Yeaton...He is one of eight children - has two older brothers, Brian and Frank, a younger brother, Jayden, an older sister, Jasmine, and three younger sisters, Jada, Tye and Taylor.



STATISTICS

REGULAR SEASON

YR	G-GS	MIN	3-POINT			FTM-FTA	PCT	OR	DR	TR	AVG	AST	PF-DQ	ST	TO	BKS	PTS	AVG	
			FGM-FGA	PCT	PCT														
2021-22	HOU 10-0	74	15-33	455	9-24	375	4-4	1000	7	9	16	14	4	6-0	5	7	1	43	43

DEIVIDAS SIRVYDIS 91

POSITION: FORWARD
HEIGHT: 6-8
WEIGHT: 190 LBS.
YEARS PRO: 2
NATIVE COUNTRY: LITHUANIA
BORN: 6/10/2000 IN VILNIUS, LITHUANIA
DRAFTED: SECOND ROUND, 2019 (37TH), BY DALLAS
ACQUIRED: SIGNED AS A FREE AGENT, 8/18/22
TWITTER: @sirvuha

CAREER HIGHS REGULAR SEASON

MIN: 24, at PHI, 5/8/21
FGM: 6, vs. DEN, 5/14/21
FGA: 11, vs. DEN, 5/14/21
3-pt FGM: 4, vs. DEN, 5/14/21
3-pt FGA: 7, vs. DEN, 5/14/21
FTM: 2, at OKC, 4/5/21
FTA: 2, Three times
..... Last: vs. CHI, 5/9/21
OR: 0
DR: 6, vs. MIN, 5/11/21
TR: 6, vs. MIN, 5/11/21
AST: 2, vs. MIN, 5/11/21
ST: 2, at SA, 12/26/21
TO: 1, Five times
..... Last: vs. DEN, 5/14/21
BKS: 1, at SA, 12/26/21
PTS: 16, vs. DEN, 5/14/21





2021-22

Competed with the Detroit Pistons during Training Camp and the preseason before he was waived Oct. 1...Was signed by Detroit to a 10-day contract Dec. 26 and played three games for the Pistons while averaging 1.0 point and 2.0 rebounds over 8.9 minutes per game...Played 21 games (seven starts) for the Motor City Cruise during G League play and averaged 12.5 points, 3.9 rebounds and 1.2 assists per game while shooting 45 percent from the field and 36.2 percent from 3-point range.

NBA

Was originally selected with the 37th overall pick in the 2019 NBA Draft by the Dallas Mavericks... His draft rights were acquired in a trade with Detroit in exchange for Isaiah Roby and two future second-round draft picks on Jun 26, 2019...Sinyelis has averaged 1.9 points and 1.5 rebounds over 6.9 minutes per game in 23 career NBA games for Detroit (2020-22)...**2020-21:** Played 20 games for the Pistons during his first NBA season...Averaged 2.1 points and 1.5 rebounds over 6.7 minutes per game...Scored a career-high 16 points on 6-for-11 shooting, including 4-for-7 from 3-point range, against Denver, 5/14.

INTERNATIONAL

2018-19: Posted 5.4 points, 2.3 rebounds and 0.9 assists in 30 games with Rytas in the Lithuania's top league, the LKL...Averaged 27.3 points, 4.0 rebounds, 2.0 assists and 1.7 steals in three games with Vilnius Pearl in Lithuania's second division, the NKL, in 2018-19.

PERSONAL

Was born in Vilnius, Lithuania...Started professional career with Vilnius Pearl in 2017...Was named Finals MVP of the 2018 U-18 Adidas Next Generation Tournament to help guide Rytas' junior team to a title...Participated in the Without Borders Europe camp in 2017 and led Lithuania to a silver medal at the 2016 FIBA U16 European Championship.



STATISTICS

REGULAR SEASON

YR	G-GS	MIN	3-POINT			FTM-FTA	PCT	OR	DR	TR	AVG	AST	PF-DQ	ST	TO	BKS	PTS	AVG	
			FGM-FGA	PCT	PCT														
2020-21 DET	20-0	133	14-40	350	10-28	357	3-6	500	0	29	29	15	5	9-0	2	5	0	41	21
2021-22 DET	3-0	27	1-10	100	1-7	143	0-0	—	0	6	6	2.0	1	4-0	3	0	1	3	1.0
NBA (2)	23-0	160	15-50	300	11-35	314	3-6	500	0	35	35	15	6	13-0	5	5	1	44	19

JALEN SMITH

25

POSITION: FORWARD
HEIGHT: 6-10
WEIGHT: 215 LBS.
YEARS PRO: 2
COLLEGE: MARYLAND
BORN: 3/16/2000 IN PORTSMOUTH, VIRGINIA
DRAFTED: FIRST ROUND, 2020 (10TH), BY PHOENIX
ACQUIRED: FROM PHOENIX, 2/10/22
TWITTER: @thejalen_smith

CAREER HIGHS REGULAR SEASON

MIN: 41, at SA, 5/16/21
FGM: 9, vs. LAC, 1/6/22
FGA: 17, vs. LAC, 1/6/22
3-pt FGM: 3, at MIL, 2/15/22
..... at ORL, 2/28/22
3-pt FGA: 8, vs. DEN, 3/30/22
FTM: 6, at ORL, 3/2/22
FTA: 7, vs. MIN, 1/28/22
OR: 8, vs. LAC, 1/6/22
DR: 12, at ORL, 3/2/22
TR: 15, at ORL, 3/2/22
AST: 3, at MIL, 2/15/22
..... at WAS, 3/6/22
ST: 2, vs. WAS, 2/16/22
..... at ATL, 3/13/22
TO: 3, Four times
..... Last: at ORL, 2/28/22
BKS: 4, at SA, 3/12/22
PTS: 19, Four times
..... Last: vs. PHI, 4/5/22

PLAYOFFS

MIN: 6, vs. DEN, 6/9/21
FGM: 1, vs. LAL, 6/1/21
..... at LAC, 6/30/21
FGA: 2, vs. DEN, 6/9/21
3-pt FGM: 1, vs. LAL, 6/1/21
3-pt FGA: 1, vs. LAL, 6/1/21
FTM: N/A
FTA: N/A
OR: 2, vs. DEN, 6/9/21
DR: 2, vs. LAL, 6/1/21
TR: 2, vs. LAL, 6/1/21
..... vs. DEN, 6/9/21
AST: 1, vs. DEN, 6/7/21
ST: 0
TO: 1, vs. DEN, 6/7/21
BKS: 0
PTS: 3, vs. LAL, 6/1/21





IN THE REGULAR SEASON, THE LAST TIME JALEN ...

...MISSED A GAME

due to injury: at Brooklyn, 4/10/22
due to Coach's Decision: vs. San Antonio, 1/30/22

...RECORDED A DOUBLE-DOUBLE

17 points, 10 rebounds, at Houston, 3/18/22



REGULAR SEASON MISCELLANEOUS TOTALS

...GAMES WITH:

10+ points – 26
10+ rebounds – 12

...DOUBLE-DOUBLES: 10

STATISTICS

REGULAR SEASON

YR	G-GS	MIN	3-POINT			FTM-FTA	PCT	OR	DR	TR	AVG	AST	PF-DQ	ST	TO	BKS	PTS	AVG	
			FGM-FGA	PCT	FTM-FTA														
2020-21	PHO 27-1	156	22-50	44.0	4-17	23.5	5-7	7/14	7	30	37	14	4	16-0	1	7	5	53	2.0
2021-22	IND 51-8	924	176-350	50.3	40-122	32.8	78-102	76.5	101	206	307	6.0	24	96-2	15	42	41	47/0	9.2
NBA (2)	78-9	1080	198-400	49.5	44-139	31.7	83-109	76.1	108	236	344	4.4	28	112-2	16	49	46	523	6.7

PLAYOFFS

YR	G-GS	MIN	3-POINT			FTM-FTA	PCT	OR	DR	TR	AVG	AST	PF-DQ	ST	TO	BKS	PTS	AVG	
			FGM-FGA	PCT	FTM-FTA														
2020-21	PHO 6-0	18	2-4	50.0	1-1	100.0	0-0	—	2	3	5	0.8	1	2-0	0	1	0	5	0.8

2021-22

Played a total of 51 games with Phoenix and Indiana and averaged 9.2 points and 6.0 rebounds over 18.1 minutes per game...Shot 50.3 percent from the field, 32.8 percent from 3-point range and 76.5 percent from the foul line...Played 29 games and made four starts for the Suns and averaged 6.0 points and 4.8 rebounds per game...Scored in double figures in a stretch of six straight games and posted three double-doubles from Dec. 27-Jan. 6...Was traded to Indiana Feb. 10 along with a future second-round draft pick in exchange for Torrey Craig...Averaged 13.4 points, 7.6 rebounds and 1.0 block per game in 22 games (four starts) for the Pacers after the trade...Shot 53.1 percent from the field and 37.3 percent from 3-point range (compared to just 23 percent in Phoenix) for the Pacers...Finished with 12 points on 5-for-7 shooting in 20 minutes off the bench in his first game in Indiana against Cleveland, 2/11...Scored in double figures 18 times and posted six double-doubles with the Pacers...Finished with 15 points and a career-high 15 rebounds at Orlando, 3/2...Missed two games with a concussion (March 23-34) and two games with a sore left groin (April 9-10).

NBA

Originally selected with the 10th overall pick in the 2020 NBA Draft by Phoenix, Smith has averaged 6.7 points and 4.4 rebounds over 29 games (four starts) in two NBA seasons with the Suns and Pacers...Has posted 10 double-doubles in his career, including nine with the Pacers...**2020-21:** Appeared in 27 games (one start), totaling 53 points, 37 rebounds and 5 blocks in 156 minutes while shooting 44 percent from the field and 71.4 percent from the free throw line...Made his NBA debut and scored his first career points in the season-opening win vs. Dallas, 12/23...Made his first career start in the season finale at San Antonio, 5/16, and recorded his first career double-double, posting his season highs of 11 points, 10 rebounds and two assists in 41 minutes...Assigned to the Agua Caliente Clippers of the NBA G League from 2/15 - 2/26, playing in the G League Bubble...Played six games with Agua Caliente, averaging 8.3 points and 4.7 rebounds in 16.3 minutes per game.

COLLEGE

Played two seasons at Maryland, earning unanimous Third Team All-American honors as a sophomore in 2019-20...For his career averaged 13.5 points on 51.6 FG% plus 8.6 rebounds and 1.8 blocks in 64 games (all starts)...A finalist for the Karl Malone Power Forward of the Year Award in 2019-20, averaged 15.5 points on 53.8 FG%, 1.0 three-pointers on 36.8 3P%, 75.0 FT%, 10.5 rebounds and 2.4 blocks for the Terrapins...In 2019-20, started all 31 games in season cut short due to pandemic, helping lead team to 2020 Big Ten Championship...Led Big Ten and ranked third nationally with 21 double-doubles.

PERSONAL

Born March 16, 2000 in Portsmouth, Virginia...Nickname is "Stix" which caught on due to his skinny frame early in his AAU days...Son of Charles and Orletha Smith...Father is a retired Navy officer...Majored in information science at Maryland...Carried a 3.9 grade point average in high school...Played at Mount Saint Joseph H.S. in Baltimore and was a two-time winner of Baltimore Sun All-Metro Co-Player of the Year and a two-time Maryland Gatorade Player of the Year...Averaged 23 points, 12.5 rebounds and 3.0 blocks as a senior at Mount Saint Joseph.

TERRY TAYLOR

21

POSITION: FORWARD
HEIGHT: 6-5
WEIGHT: 230 LBS.
YEARS PRO: 1
COLLEGE: AUSTIN PEAY
BORN: 9/23/99 IN BOWLING
GREEN, KENTUCKY
ACQUIRED: SIGNED, 4/7/22
TWITTER: @TerryTaylor21

CAREER HIGHS REGULAR SEASON

MIN:..... 38, vs. CHI, 2/4/22
FGM:..... 10, vs. ORL, 2/2/22
FGA:..... 17, vs. CHI, 2/4/22
3-pt FGM:..... 3, vs. DET, 4/3/22
3-pt FGA:..... 4, vs. DET, 4/3/22
..... vs. PHI, 4/5/22
FTM:..... 4, vs. DEN, 3/30/22
FTA:..... 6, vs. DEN, 3/30/22
OR:..... 8, vs. CHI, 2/4/22
..... vs. DEN, 3/20/22
DR:..... 10, vs. ORL, 2/2/22
TR:..... 16, vs. ORL, 2/2/22
AST:..... 5, vs. CHI, 2/4/22
ST:..... 2, Three times
..... Last: vs. DEN, 3/30/22
TO:..... 3, vs. CHI, 2/4/22
..... vs. SAC, 3/23/22
BKS:..... 2, at DAL, 1/29/22
PTS:..... 24, vs. ORL, 2/2/22





IN THE REGULAR SEASON, THE LAST TIME TERRY ...

...MISSED A GAME

due to Coach's Decision: at San Antonio, 3/12/22

...SCORED 20+ POINTS

21, vs. Chicago, 2/4/22

...RECORDED A DOUBLE-DOUBLE

21 points, 14 rebounds, vs. Chicago, 2/4/22

...RECORDED 10+ REBOUNDS

10, at Atlanta, 2/8/22



REGULAR SEASON MISCELLANEOUS TOTALS

...GAMES WITH:

20+ points – 2

10+ points – 17

10+ rebounds – 3

...DOUBLE-DOUBLES: 2

STATISTICS

REGULAR SEASON

YR	G-GS	MIN	3-POINT			FTM-FTA	PCT	OR	DR	TR	AVG	AST	PF-DQ	ST	TO	BKS	PTS	AVG		
			FGM-FGA	PCT	PCT															
2021-22	IND	33-7	714	135-220	.614	12-38	.316	36-51	706	95	77	172	5.2	41	61-1	14	23	8	318	9.6

2021-22

After competing with the Pacers during Training Camp and the preseason, Taylor began the season with the Fort Wayne Mad Ants in the NBA G League before he was signed to a two-way contract Dec. 15... He scored his first NBA points as he finished with four against Charlotte, 1/26... Saw his first significant action in the road win at Oklahoma City, 1/28, as he sparked the Pacers with eight points and five rebounds in eight minutes off the bench... Scored in double figures for the first time with 15 points to go with eight rebounds in the win over the Clippers, 1/31... Posted his best outing of the season with 24 points and 16 rebounds against Orlando, 2/2... His 16 rebounds were the most by an undrafted first-year player in Pacers NBA franchise history... Finished with 21 points, 14 rebounds and a season-high five assists against Chicago, 2/4... Scored in double figures in 17 games, including two with 20 or more, and posted two double-doubles... Signed a standard contract with Indiana April 7... Made 11 starts for the Mad Ants during NBA G League play and averaged 19.5 points, a league-leading 12.1 rebounds per game, 1.1 steals and 1.3 blocks per game... He also shot 68 percent from the field.

COLLEGE

Completed his decorated college career ranked first in Austin Peay's program history in points (2,507), first in field goals made (967), fourth in field goal percentage (.536), third in free throws (420), first in offensive rebounds (515), second in total rebounds (1,248) fourth in blocks (132) and first in minutes played (4,370)... Was named Ohio Valley Conference Player of the Year twice after his junior and senior seasons, earned First Team All-Conference honors four times and started all 127 of his appearances while averaging 19.7 points, 9.8 rebounds, 1.4 assists and 1.1 blocks per game... **2020-21:** Named the OVC Player of the Year for the second straight season, Taylor averaged 21.6 points, 11.1 rebounds, 1.6 assists and 1.2 steals in 27 points... Shot 52.1 percent from the field and a career-best 79.4 percent from the foul line... Posted double-doubles in 20 of his 27 games... Set season highs with 38 points and 17 rebounds in Austin Peay's win at Eastern Illinois, 1/9... **2019-20:** Earned First Team All-Conference honors for the third consecutive year and was named the OVC Player of the Year after averaging 21.8 points, 11.0 rebounds, 1.4 assists and 1.3 steals per game over 33 starts... Topped the 30-point scoring mark five times and recorded 20 or more points 20 times... Pulled down 10 or more rebounds 19 times with 18 double-doubles... Finished with 26 points and a career-high 23 rebounds at Belmont, 2/8... **2018-19:** Earned All-Conference honors for the second straight season as he averaged 20.5 points, 8.9 rebounds, 1.7 assists and 1.1 steals per game... Shot 53.1 percent from the field and 74.1 percent from the free throw line... Scored 20 or more points 18 times with six games with 30 or more... Posted his best marks of the year as he scored a career-high 42 points - the second-highest total in school history - to go with 18 rebounds in a win at Morehead State, 2/16... **2017-18:** Earned Ohio Valley Conference Freshman of the Year and First Team All-Conference honors during his first year on campus... Averaged 15.6 points and 8.6 rebounds per game while shooting 54.1 percent from the field and 43.2 percent from 3-point range... His 291 rebounds were an Austin Peay freshman record, and his 530 points is second all-time by a freshman... Scored 30+ points twice and 30 or more points eight times... Finished with 14 games with 10 or more rebounds with 12 double-doubles.

PERSONAL

Born Sept. 23, 1999, in Bowling Green, Kentucky, to Tocarro Taylor... Has one brother, Christopher... Graduated from Austin Peay University with a degree in social work... Was named First-Team All-State at Bowling Green High School and was selected as a Kentucky Junior-Senior All-Star Game participant.

DANIEL THEIS

27

POSITION: CENTER
HEIGHT: 6-8
WEIGHT: 245 LBS.
YEARS PRO: 5
NATIVE COUNTRY: GERMANY
BORN: 4/4/92 IN SALZGITTER, GERMANY
ACQUIRED: FROM BOSTON, 7/9/22
TWITTER: @dtheis10

CAREER HIGHS REGULAR SEASON

MIN:41, at TOR, 3/28/22
FGM:10, at MIA, 4/26/21
FGA:15, at CHI, 12/8/18
3-pt FGM:5, at Utah, 2/9/21
3-pt FGA:7, at PHI, 1/3/22
FTM:8, vs. CLE, 1/24/21
FTA:8, Four times
Last: vs. BKN, 3/6/22
OR:7, at LAC, 11/20/19
DR:12, vs. DAL, 1/4/19
TR:16, at MIN, 2/21/20
AST:6, Three times
Last: vs. Utah, 3/16/21
ST:3, Four times
Last: at ATL, 5/1/21
TO:5, at MEM, 11/15/21
BKS:5, at CLE, 11/5/19
PTS:25, at MIN, 2/21/20

PLAYOFFS

MIN:47, vs. TOR, 9/9/20
FGM:9, vs. TOR, 9/9/20
FGA:12, at PHI, 8/23/20
3-pt FGM:2, at PHI, 8/23/20
3-pt FGA:5, at PHI, 8/23/20
FTM:7, at TOR, 8/30/20
FTA:8, at TOR, 8/30/20
OR:5, vs. MIA, 9/25/20
DR:13, at TOR, 8/30/20
TR:15, at TOR, 8/30/20
AST:3, Three times
Last: vs. MIA, 9/17/20
ST:1, 11 times
Last: vs. MIL, 5/15/22
TO:4, at TOR, 8/30/20
BKS:3, vs. MIA, 9/25/20
PTS:18, vs. TOR, 9/9/20






2021-22

Averaged 8.2 points and 4.9 rebounds in 20.8 minutes per game split between Boston and Houston...Shot 51.9 percent from the field, 30.8 percent from three and 68.1 percent from the free throw line...Acquired from Houston on Feb. 10 in exchange for Dennis Schröder, Enes Freedom and Bruno Fernando... After the trade from Houston he averaged 7.9 points, 4.7 rebounds and 1.0 assist in 18.7 minutes per game while shooting 59.8 percent from the field and 35.7 percent from three...Made his second Celtics debut on Feb. 15 against Philadelphia and recorded five points, nine rebounds and four blocks coming off the bench... Recorded 13 points and tied his season-high with 10 boards against Toronto on Mar. 28... Tied his season-high with 22 points to go along with a new season-high of three assists against Milwaukee on Apr. 7... Recorded a double-double with 11 points and 10 rebounds against Memphis on Apr. 10...Led or tied for the team lead in rebounds twice, in steals once, in blocks five times and in minutes once.

NBA

2020-21: In 65 games with 51 starts for Boston and Chicago, averaged 9.6 ppg (54.1% FCs, 32.2% 3FCs, 67.3% FTs), 5.5 rpg and 1.7 apg in 24.6 mpg...Began the season with Boston and appeared in 42 games with 37 starts while averaging 9.5 ppg (55.2% FCs, 34.7% 3FCs, 68.7% FTs), 5.2 rpg and 1.6 apg in 24.5 mpg...Traded to Chicago on 3/25/21 and played in 23 games with 14 starts for the Bulls while averaging 10.0 ppg (52.2% FCs, 28.1% 3FCs, 65.1% FTs), 5.9 rpg and 1.8 apg in 25.0 mpg...Missed two games (2/16/21/7/21) with a right index finger sprain, two games for personal reasons (3/27/21, 4/6/21), and four games with a right hip contusion (5/9/21, 5/13-5/16/21)...Scored in double-figures 32 times, including 20+ three times...Grabbed 10+ rebounds eight times with six double-doubles...**2019-20:** Appeared in 65 games (64 starts) where he averaged 9.2 points, 6.6 rebounds, 1.7 assists and 1.29 blocks in 24.1 minutes per game...Shot 56.6 percent from the field, 33.3 percent from three and 76.3 percent from the free throw line...Scored a career-high 25 points and grabbed a career-high 16 rebounds at Minnesota on Feb. 21...Handed out a career-high six assists to go along with a career-high three steals and career-high seven offensive rebounds against the LA Clippers on Nov. 20...Recorded 28 games with 10 or more points and two games with 20-plus...Recorded seven double-doubles on the season...Led the Celtics in rebounding 16 times, in assists twice, in steals seven times and in blocks 30 times...Missed a total of seven games due to injury on the season...missed one game due to a left ankle sprain (Oct. 26)...missed one game due to a sprained little finger on his right hand (Nov. 13)...Missed one game due to illness (Nov. 25)...Missed one game due to right knee soreness (Jan. 13)...Missed two games due to a right ankle sprain (Feb. 5 - Feb. 7) and one game due to right foot soreness (Aug. 13)...**2018-19:** Appeared in 66 games (two starts) averaging 5.7 points, 3.4 rebounds and 1.0 assist in 13.8 minutes per game...Shot 54.9 percent from the field, 38.8 percent from three and 73.7 percent from the free throw line...Made his return to the court on opening night when he recorded one rebound in four minutes against Philadelphia on Oct. 16...Netted a season-high 17 points to go along with eight rebounds against Detroit on Oct. 27...Missed six games due to a right plantar fascia tear (Oct. 30 through Nov. 9)...Tied his career-high with four assists against Cleveland on Nov. 30...Got his first start of the season against Chicago on Dec. 8 and responded with career-highs in points (22), assists (5), blocks (4) and minutes (32:16) and grabbed 10 rebounds...Pulled down a season-high 13 rebounds including a career-high 12 off the defensive glass against Dallas on Jan. 4...Recorded 20 points, six rebounds and two blocks off the bench against the LA Lakers on Feb. 7...Scored 16 points and blocked two shots coming off the bench against Brooklyn on Mar. 30...Recorded 10 or more points in 11 games and two games of 20 or more points...Recorded two games of 10 or more rebounds and one double-double...Led the team in rebounding four times, in steals once, in blocks 14 times and in minutes once...Missed seven games due to injury...Missed six games due to right plantar fascia tear (Oct. 30 - Nov. 9); Missed one game due to illness (Mar. 14)...**2017-18:** Appeared in 63 games (three starts) averaging 5.3 points, 4.3 rebounds and 0.76 blocks in 14.8 minutes per game...Shot 54.1 percent from the field, 31.0 percent from three and 75.3 percent from the free throw line...Made his NBA debut against Milwaukee on Oct. 18 and recorded six points and two rebounds in six minutes...Recorded 11 points and five rebounds in 21 minutes against New York on Oct. 24...Recorded his first career double-double with 10 points and 10 rebounds against Sacramento on Nov. 1...Netted a season-high 12 points against Detroit on Nov. 27...Pulled down 11 rebounds against Dallas on Dec. 6...Pulled down a season-high 15 rebounds to go along with 10 boards and two steals against Chicago on Dec. 23...Recorded 19 points against Detroit on Feb. 23...Recorded two double-doubles...Had nine games of scoring in double-figures...Had surgery to repair a torn lateral meniscus in his left knee on Mar. 15 and missed the remainder of the season...Missed a total of 16 games due to injury during the season...Missed 15 games due to a left knee meniscal tear/left knee surgery (3/14-4/11/18)...Missed one game due to right hamstring soreness (2/28/18)...Missed three games due to a DNP-CD.



PLAYOFFS

2021-22: Played 16 games and made five starts as Boston reached the NBA Finals...Averaged 4.3 points and 3.3 rebounds over 12.5 minutes per game...**2019-20:** Appeared in all 17 games (all starts) averaging 8.9 points, 7.1 rebounds, 1.5 assists and 1.24 blocks in 28.4 minutes per game...Shot 52.1 percent from the floor, 15.4 percent from three and 78.8 percent from the free throw line...**2018-19:** Appeared in seven games totaling 12 points and 10 rebounds over 42 minutes.

STATISTICS

REGULAR SEASON

YR	G-GS	MIN	3-POINT			FTM-FTA	PCT	OR	DR	TR	AVG	AST	PF-DQ	ST	TO	BKS	PTS	AVG	
			PCT	FQM-FGA	PCT														
2017-18 BOS	63-3	935	126-233	54	18-58	310	61-81	753	90	184	274	4.3	56	157-0	30	56	48	331	5.3
2018-19 BOS	66-2	908	146-266	549	26-67	388	56-76	737	87	138	225	3.4	68	161-2	21	33	42	374	5.7
2019-20 BOS	65-64	1566	241-426	566	32-96	333	87-114	763	140	286	426	6.6	111	219-3	37	54	84	601	9.2
2020-21 TOT	65-51	1601	252-466	54	49-152	322	74-110	673	93	263	356	5.5	108	167-1	41	66	57	627	9.6
2021-22 TOT	47-27	977	151-291	519	33-107	308	49-72	681	60	169	229	4.9	41	111-2	20	46	31	384	8.2
NBA (5)	306-147	5988	916-1682	545	158-480	329	327-453	722	469	1040	1509	4.9	384	815-8	149	255	262	2317	7.6

PLAYOFFS

YR	G-GS	MIN	3-POINT			FTM-FTA	PCT	OR	DR	TR	AVG	AST	PF-DQ	ST	TO	BKS	PTS	AVG	
			PCT	FQM-FGA	PCT														
2018-19 BOS	7-0	42	5-14	357	0-2	000	2-2	1000	4	6	10	14	0	4-0	1	1	12	17	
2019-20 BOS	17-17	482	61-117	521	4-26	154	26-33	788	32	89	121	71	25	66-4	6	15	21	152	8.9
2021-22 BOS	4-4	88	14-25	560	1-7	143	5-6	833	10	16	26	33	5	14-0	3	5	1	34	8.5
NBA (3)	40-22	724	96-182	527	7-42	167	34-43	791	49	134	183	4.6	36	95-4	11	27	30	233	5.8

CONTINUED ON PAGE 95

MYLES TURNER 33

POSITION: CENTER
HEIGHT: 6-11
WEIGHT: 255 LBS.
YEARS PRO: 7
COLLEGE: TEXAS
BORN: 3/24/96 IN
BEDFORD, TEXAS
DRAFTED: FIRST ROUND, 2015
(11TH), BY INDIANA
TWITTER: @Original_Turner

CAREER HIGHS REGULAR SEASON

MIN:.....47, at CLE, 4/2/17
FGM:.....15, at WAS, 10/22/21
FGA:.....22, vs. MIL, 12/12/18
.....at WAS, 10/22/21
3-pt FGM:.....7, vs. NY, 11/3/21
3-pt FGA:.....11, at MIL, 3/7/19
FTM:.....11, at OKC, 11/20/16
.....vs. TOR, 1/25/21
FTA:.....16, vs. TOR, 1/25/21
OR:.....7, vs. WAS, 12/23/18
.....at HOU, 8/12/20
.....vs. DEN, 3/4/21
DR:.....15, vs. NO, 3/24/16
TR:.....17, vs. WAS, 2/23/19
.....at MIL, 3/7/19
AST:.....6, vs. MIL, 2/11/17
.....vs. CHI, 12/6/17
ST:.....6, at UTA, 1/20/20
BKS:.....8, vs. CHA, 2/25/20
.....vs. NY, 12/23/20
.....vs. HOU, 1/6/21
PTS:.....40, at WAS, 10/22/21

PLAYOFFS

MIN:.....42, at MIA, 8/24/20
FGM:.....9, at MIA, 8/24/20
FGA:.....16, at MIA, 8/24/20
3-pt FGM:.....3, vs. CLE, 4/22/18
.....vs. MIA, 8/20/20
3-pt FGA:.....6, at MIA, 8/24/20
FTM:.....4, Four times
.....Last: at MIA, 8/22/20
FTA:.....8, at MIA, 8/22/20
OR:.....5, vs. TOR, 4/21/16
DR:.....10, at MIA, 8/24/20
TR:.....14, at MIA, 8/24/20
AST:.....2, Seven times
.....Last: vs. MIA, 8/18/20
ST:.....4, at CLE, 4/15/17
TO:.....3, Eight times
.....Last: vs. MIA, 8/20/20
BKS:.....5, at TOR, 4/16/16
.....vs. MIA, 8/20/20
.....at MIA, 8/24/20
PTS:.....22, at MIA, 8/24/20





IN THE REGULAR SEASON, THE LAST TIME MYLES...

...MISSED A GAME

due to illness: at Minnesota, 11/29/21
 due to injury: at Toronto, 5/16/21
 due to Coach's Decision: vs. Atlanta, 12/28/15

...SCORED 30+ POINTS

32, vs. Houston, 12/23/21

...SCORED 20+ POINTS

32, vs. Houston, 12/23/21

...SCORED 20+ POINTS AND GRABBED 10+ REBOUNDS

32 points, 10 rebounds,
 vs. Houston, 12/23/21

...FOULED OUT

vs. Charlotte, 4/2/21

REGULAR SEASON MISCELLANEOUS TOTALS

...GAMES WITH:

30+ points – 4
 20+ points – 60
 10+ rebounds – 83
 30+ points/10+ rebounds – 3
 20+ points/10+ rebounds – 18

...DOUBLE-DOUBLES: 72



STATISTICS

REGULAR SEASON

YR	3-POINT																	PF-DQ	ST	TO	BKS	PTS	AVG
	G-GS	MIN	FGM-FGA	PCT	FGM-FGA	PCT	FTM-FTA	PCT	OR	DR	TR	AVG	AST										
2015-16	IND	60-30	1367	264-530	498	3-14	214	88-121	727	68	264	332	55	41	158-1	25	67	86	619	10.3			
2016-17	IND	81-81	2541	444-869	511	40-115	348	245-303	809	139	450	589	73	106	262-2	74	105	172	1173	14.5			
2017-18	IND	65-62	1836	306-639	479	56-157	357	160-206	777	93	324	417	64	87	186-0	38	96	118	828	12.7			
2018-19	IND	74-74	2119	380-780	487	76-196	388	148-201	736	101	430	531	72	115	195-0	60	100	199	984	13.3			
2019-20	IND	62-62	1826	268-587	457	86-250	344	127-169	751	86	321	407	66	72	166-2	46	85	132	749	12.1			
2020-21	IND	47-47	1455	206-432	477	69-206	335	111-142	782	63	243	306	65	48	165-4	40	67	159	592	12.6			
2021-22	IND	42-42	1235	200-393	509	61-183	333	79-105	752	65	232	71	297	44	119-0	28	54	118	540	12.9			
NBA (7)		431-398	12379	2068-4230	489	391-1121	349	958-1247	768	615	2264	2879	6.7	513	1251-9	311	574	984	5485	12.7			

PLAYOFFS

YR	3-POINT																	PF-DQ	ST	TO	BKS	PTS	AVG
	G-GS	MIN	FGM-FGA	PCT	FGM-FGA	PCT	FTM-FTA	PCT	OR	DR	TR	AVG	AST										
2015-16	IND	7-4	197	33-71	465	0-2	0.00	6-9	667	16	29	45	6.4	3	24-0	2	12	23	72	10.3			
2016-17	IND	4-4	133	19-44	432	0-6	0.00	5-8	625	6	21	27	6.8	3	15-0	7	6	5	43	10.8			
2017-18	IND	7-7	196	33-54	611	6-13	462	15-19	789	6	30	36	5.1	4	25-1	2	11	4	87	12.4			
2018-19	IND	4-4	126	14-35	400	3-14	214	8-13	615	4	21	25	6.3	6	14-0	0	3	7	39	9.8			
2019-20	IND	4-4	146	25-44	568	6-14	429	7-16	438	11	32	43	10.8	3	13-0	2	9	16	63	15.8			
NBA (5)		26-23	798	124-248	500	15-49	306	41-65	631	43	133	176	6.8	19	91-1	13	41	55	304	11.7			

AWARDS & RECOGNITION

2020-21: NBA blocks leader...**2018-19:** NBA blocks leader...**2016-17:** BBVA Compass Rising Stars Challenge...**2015-16:** NBA All-Rookie Second Team...Eastern Conference Rookie of the Month (February).

2021-22

Averaged 12.9 points, 7.1 rebounds and 2.8 blocks per game in 29.4 minutes per game over 42 starts...Shot 50.9 percent from the field, 33 percent from 3-point range and 75.2 percent from the free throw line...In the second game of the season, Turner set a new career high with 40 points as he shot 15-for-22 from the field while tying his previous career high with five three pointers at Washington, 10/22. He also pulled down a team-high 10 rebounds for his first double-double of the season. He recorded the ninth game in Pacers NBA franchise history with 40+ points and 10+ rebounds, and the first since Danny Granger finished with 41 points and 11 rebounds on Dec. 17, 2008...Reached 900 career blocks as he recorded seven at Denver, 11/10. He became the youngest (25) and fastest (401 games) player in franchise history to reach 900 career blocks...Passed Dale Davis (904 blocks) into fifth place in franchise history as he finished with three blocks in the road win at Utah, 11/11...Scored 25 points and made a career-high seven 3-pointers in 10 attempts in the win over New York, 11/3...Missed the Nov. 29 game at Minnesota with an illness and the final 39 games with a left foot stress reaction.

NBA

The longest-tenured player on the Pacers' roster after originally being selected with the 11th pick in the 2015 NBA Draft, Turner has averaged 12.7 points, 6.7 rebounds, 1.2 assists and 2.3 blocks per game over seven seasons and 431 games (398 starts) for Indiana...Holds career shooting percentages of .489 from the field, .349 from 3-point distance and .768 from the free throw line...Has posted 72 double-doubles over his career, including a high of 17 during the 2018-19 season...Enters the 2021-22 season ranked fifth on Indiana's career blocks list and has ranked in the NBA's top five in blocks per game in each of the last six seasons...Was the NBA's leader in blocks per game in both the 2018-19 and 2020-21 seasons...**2020-21:** Started 47 games and averaged 12.6 points, 6.5 rebounds, 1.0 assist and 3.4 blocks per game...Led the NBA in blocks for the second time in his career with 3.4 per game...Scored 20 or more points seven times...Set a season high with 25 points against Toronto, 1/24...Posted seven double-doubles on the season...Finished with five or more blocked shots 12 times...Tied his career high with eight blocks to go with 10 points and eight rebounds in the Opening Night win over New York, 12/23...Finished with eight blocks in the win over Houston, 1/6...Missed 25 games due to injury. Two with an avulsion fracture in his right hand (1/17-20), seven with a left ankle sprain (3/22; 4/17-16) and 16 due to a partial tear in the plantar plate in his right toe (4/19-5/16)...**2019-20:** Averaged 12.7 points, 6.7 rebounds, 1.2 assists and 2.1 blocks over 28.3 minutes per game in 62 starts...Shot 48.8 percent from the field, 35.7 percent from 3-point range and 75.1 percent from the free throw line...Made a career-high 86 3-pointers during the regular season, fifth amongst starting centers in the NBA...Finished fourth in the NBA with 2.1 blocks per game, his fourth consecutive season ranked in the NBA's top five in blocks per game...Scored 20 or more points five times and posted nine double-doubles...Set season highs with 27 points and 14 rebounds to lift Indiana to a win at Chicago, 1/10...Missed 11 games during the regular season due to injury. Eight with a sprained right ankle (Nov. 1-15), two (Jan. 26-29) due to illness and one (Aug. 14) with a right wrist sprain...**2018-19:** Averaged 13.3 points, 7.2 rebounds, 1.6 assists and a career-high 2.7 blocks over 28.6 minutes per game in 74 starts...Shot 48.7 percent from the field, a career-best 38.8 percent from 3-point range and 73.6 percent from the free throw line...Led the NBA with 199 blocked shots, which is tied for third in Pacers franchise history for blocks in a season. He also became the first Pacers player since Jermaine O'Neal in 2000-01 to lead the NBA in blocks. Turner recorded at least one block in all but five games and five or more blocks in 11 contests...Scored 20 or

CONTINUED ON PAGE 96



BUDDY HIELD

CONTINUED FROM PAGE 69

Scored a season-best 37 points on 11-of-25 shooting as he shot 7-for-14 from 3-point range to go with six rebounds, three assists and two steals vs. Oklahoma City, 12/19. **2017-18:** Averaged 13.5 points, 3.8 rebounds, 1.9 assists and 1.1 steals in 80 games (13 starts)... Ranked ninth in 3-point field goal percentage among league leaders... Led the Kings in scoring 14 times, rebounding six times and assists seven times... Scored in double figures in 60 games, including 20 points or more in 13 contests... Went 7-for-9 from beyond the arc for a season-high 27 points, including 16 in the fourth quarter vs. the LA Clippers, 11/25... **2016-17:** An NBA All-Rookie First Team selection after he averaged 10.6 points, 3.3 rebounds and 1.5 assists in 82 total games (55 starts)... Was traded from the New Orleans Pelicans to Sacramento along with Tyreke Evans, Langston Galloway and a 2017 first-round draft selection on Feb. 20, 2017, in exchange for DeMarcus Cousins and Omri Casspi... Averaged 8.6 points, 2.9 rebounds, 1.4 assists in 57 games (37 starts) with New Orleans... Averaged 15.1 points, 4.1 rebounds, and 1.8 assists in 25 games (18 starts) with Sacramento... Paced all rookies in 3-pointers made (148) and ranked third in scoring and fourth in 3-point field goal percentage among qualified rookies... Earned Western Conference Rookie of the Month for December as he led West rookies in scoring during the month... Won Rookie of the Month in March after he averaged 14.1 points and 4.1 rebounds per game... Scored 10+ points in 45 games, including 20 or more points in six games and 30+ points in one outing.

COLLEGE

In four seasons at Oklahoma, he averaged 17.4 points (.448 FG, .390 3FG, .836 FT), 5.0 rebounds, 1.9 assists and 1.3 steals over 31.7 minutes per game in 132 collegiate games (118 starts)... One of two players to win the Big 12 Conference Men's Basketball Player of the Year award twice... Finished as the all-time leading scorer in Big 12 history and ranks fourth in field goals (783) and third 3-pointers made (349)... Most points in Big 12 competition in conference history with 1,202 points as he holds the top spot on the conference's 3-pointers leaders list with 195 makes from 3-point range... Posted 14 games with 30+ points in his career, setting the Big 12 record... Scored 2,291 career points, second all-time in program history behind only Wayman Tisdale (2,661) and ranks first in OU history in career 3-pointers made (349)... Fifth in career free throw percentage in Oklahoma's Men's Basketball history... As a senior in 2015-16, averaged 25.0 points (501 FG, 457 3FG, .880 FT), 5.7 rebounds, 2.0 assists and 1.1 steals in 37 games... Became only the third player in Big 12 history to average 25+ points and 5+ rebounds in a season... Made 147 3-pointers in 2015-16, which ranks seventh in NCAA history for the most 3s in a single season... His 925 total points were the most in a single season in the Big 12 record book as his 448 points in Big 12 games is the fourth-most ever for one season... Set Big 12 records for total 3s made in a single season and 3-pointers made in Big 12 contests in a single season... Winner of numerous National Player of the Year awards as a senior, including the Naismith Award, Oscar Robertson Trophy and John R. Wooden Award, which honors the NCAA's top player as well as earning Sporting News Men's College Basketball Player of the Year... Also captured the Jerry West Shooting Guard of the Year Award as well as consensus All-America First Team, Big 12 Player of the Year, All-Big 12 First Team and All-Big 12 Academic Second Team honors... Also named to the 2016 NCAA Tournament All-region Team and All-Big 12 Tournament Team... Among nation's leaders, ranked second in scoring and sixth in 3-point field goal percentage... Led Oklahoma to a No. 2 seed in the NCAA Tournament and to fifth Final Four berth in program history after he averaged 25.2 points (.532 FG, .417 3FG, .786 FT), 6.6 rebounds and 1.6 assists in five tournament games.

INTERNATIONAL

2019: Played in two games for the Bahamas during the Americas World Cup Qualifier and averaged 26.5 points, 4.5 rebounds and 7.0 assists per game... **2017:** Averaged 21.0 points, 10.5 rebounds, 3.5 assists and 1.5 steals in two games for his home country during the 2017 FIBA Americas Qualifiers... **2014:** Averaged a tournament-leading 19.8 points and 6.0 rebounds over games for the Bahamas during the 2014 Centrobasket Championship.

PERSONAL

Full name is Chavano Rainer Hield... Parents are Jackie Swann and Richard Bryanen... Has three brothers and three sisters... Moved to the United States in 2010... Has the Buddy Hield Foundation whose goal is to reach kids... Created a GoFundMe page to help victims in the Bahamas affected by the devastation of Hurricane Dorian in 2019 as a means to provide basic necessities and any left over funds went to individuals and families who will need help rebuilding their lives; Hield donated \$100,000 of his own money to the Hurricane Dorian Relief... Hosts multiple camps during the summers, including his Hope 24 Basketball Clinic in Nassau... Hield ran track in high school and was a middle-distance runner typically participating in the 400- or 800-meter races, as well as the one-mile run... His last recorded time in the 800-meter run was 1:55... His mother also ran track... Majored in Human Relations at Oklahoma.



T.J. McCONNELL

CONTINUED FROM PAGE 77

per game...Tied career-high 18 points on (9/10 FG) on April 11 vs. CHI...22 games with five-plus assists was fifth among NBA reserves ... McConnell's 21 games with multiple steals off the bench were the second-most in the NBA...Recorded season-high five steals Dec. 12 at Toronto...McConnell's 78 steals off the bench ranked second in the NBA...**2017-18:** Appeared in 74 games (one start), averaging 6.2 points, 4.0 assists and 2.9 rebounds in 22.4 minutes per game...First player in Sixers history to record a triple-double coming off the bench on Feb. 12 vs. NY, scoring 12 points, bringing down 10 rebounds and dishing out 11 assists...Season-high 18 points on Jan. 15 vs. TOR...28 games with five-plus assists was third among NBA reserves this season... McConnell's 22 games with multiple steals off the bench were the most in the NBA...**2016-17:** Appeared in 81 games (51 starts) and averaged 6.9 points, 6.6 assists, and 3.1 rebounds in 26.3 minutes per game... Recorded a career-high 17 assists on 1/6 @BOS... Tied career-best 17 points while also notching 8 assists on 12/30 @DEN... Recorded 10 or more assists 13 times, including four double-doubles...Recorded at least one assist in every single game that he appeared in...Totalled 534 assists, good enough for eighth in the league... 534 assists were the most in a season by a Sixers player since 2012-13 when Jrue Holiday had 625...71 games with at least one steal, including a career-high five on 2/15 @ BOS...134 total steals which was sixth in the NBA... McConnell is the first Sixers player with such assist and steal totals in the same season since Allen Iverson had 596 assists and 180 steals in 2004-05... Career-best 10 rebounds on 12/11 at DET...**2015-16:** 5.0 assists and 3.1 rebounds in 19.8 minutes per game...Led all rookies with 95 steals...Was only rookie with at least 250 rebounds and 350 assists... His 367 assists were the fourth-most ever in a season by a Sixers rookie (Allen Iverson, Michael Carter-Williams, Maurice Cheeks).

COLLEGE

Played collegiately at Duquesne (2010-2012) and Arizona (2013-2015)...Held overall averages of 10.2 points, 5.4 assists and 2.3 steals for NCAA career...Led Pac-12 in assists per game (6.3) and total assists (238) his senior season at Arizona...NCAA West Regional All-Tournament Team (2015)...First team All-Pac-12 (2015).

PERSONAL

Native of Pittsburgh, Pennsylvania...Married to his wife, Valerie, and they have one son, Trace...A 2010 graduate of Chartiers Valley High School in Bridgeville, Pennsylvania...Averaged 34.2 points, 8.2 rebounds and 9.1 assists per game as a senior in earning first-team all-state honors and was the Pennsylvania Class 3A Player of the Year according to the Associated Press, and was the Pittsburgh Post-Gazette male High School Athlete of the Year (all sports)...Played for his father, Tim, in high school...Led the Colts to a 29-2 record, the WPIAL championship, and a berth in the Class 3A state championship game as a senior.

DANIEL THEIS

CONTINUED FROM PAGE 91

INTERNATIONAL

2022: Appeared in eight games and averaged 8.8 points and 6.1 rebounds as Germany earned the Bronze medal during the European Championships...**2019:** Played five games for Germany and averaged 7.6 points and 6.0 rebounds during the FIBA World Cup...**2017:** Played six games and averaged 10.9 points and 6.3 rebounds as Germany finished sixth during EuroBasket play...**2016-17:** Appeared in a total of 74 games for Brose Baskets Bamberg in Germany last season where he appeared in the Euroleague, German Cup and Bundesliga Basketball League...Appeared in the most games for Brose Bamberg in the BBL where he averaged 9.5 points, 5.6 rebounds and 1.24 blocks in 18.9 minutes per game...Was named the 2016-17 BBL Defensive Player of the Year...Also appeared in 30 games of the Euroleague where he averaged 9.6 points and 4.6 rebounds in 19.7 minutes per game...Shot 41.0 percent from three during those 30 games...Appeared in three games of the German Cup where he averaged 14.0 points, 6.3 rebounds and 1.67 blocks in 19.4 minutes per game...**2015-16:** Appeared in a total of 66 games for Brose Bamberg split between the Euroleague and the BBL...Made 42 appearances in the BBL where he averaged 10.8 points, 6.2 rebounds and 1.29 blocks in 19.6 minutes per game...Shot 44.0 percent from three... Appeared in 24 games of the Euroleague where he averaged 9.2 points, 4.4 rebounds and shot 38.9 percent from three...**2014-15:** Appeared in a total of 62 games for Brose Bamberg split between the BBL and the Eurocup...Appeared in 44 games in the BBL where he averaged 9.8 points, 5.2 rebounds and 1.18 blocks in 20.3 minutes per game...Appeared in 18 games of the Eurocup where he averaged 8.7 points, 5.3 rebounds and shot 36.1 percent from three...**2013-14:** Appeared in a total of 51 games for Ratiopharm Ulm in the BBL and the Eurocup...In his 34 BBL appearances he averaged 9.4 points, 6.1 rebounds and 1.26 blocks in 20.8 minutes per game...In his 17 Eurocup games he averaged 7.3 points, 4.7 rebounds and shot 38.1 percent from three...**2012-13:** Appeared in a total of 57 games for Ratiopharm Ulm split between the BBL, Eurocup and Euroleague qualifiers...Played in 42 BBL games where he averaged 6.5 points and 4.8 rebounds in 16.9 minutes per game...Appeared in 14 Eurocup games averaging 5.4 points and 3.8 rebounds in 16.6 minutes per game... Appeared in one Euroleague qualifier and recorded two points and six rebounds in 11 minutes...**2011-12:** Appeared in 22 games for Basketball Lowen Braunschweig of the BBL and averaged 3.2 points and 1.8 rebounds in 8.0 minutes per game...2010-11: Appeared in one game for Basketball Lowen Braunschweig and saw the floor for four minutes



THE PLAYERS

MYLES TURNER

CONTINUED FROM PAGE 93

more points eight times and set a new career high with 17 double-doubles...Set new career highs in 3-pointers made (76) and 3-point percentage (38.9) and ranked second in the NBA among starting centers in 3-point accuracy...Scored a season-high 28 points and pulled down 10 rebounds at Portland 3/18...Set a new career high with 17 rebounds to go with 18 points against Washington 2/23...Matched that total as he scored 22 points and grabbed 17 rebounds at Milwaukee 3/7...Missed eight games during the regular season: One (Nov.23) with a sprained left ankle, four (Jan. 6-11) with a sore right shoulder, two (Feb. 22-23) with a bruised left hip and one (April 10) with a sore right ankle...**2017-18:** Averaged 12.7 points, 6.4 rebounds, 1.3 assists and 1.8 blocks over 28.3 minutes per game in 65 appearances and 62 starts...Shot 47.8 percent from the field, 35.7 percent from three-point range and 77.7 percent from the free throw line...Ranked third in the NBA with an average of 1.82 blocks per game, and despite missing 17 games due to injury, he finished seventh in the league with 118 total blocks...Scored in double figures in 41 games with 13 games of 20 or more...The Pacers went 9-4 in games in which Turner scored 20 or more points...Set a season high with 25 points as he shot 11-for-14 from the field to go with seven rebounds and four blocks in the win at Miami, 11/19...Matched his highest scoring mark for the season with 25 points on 9-for-12 shooting in the win at Philadelphia 3/13...Grabbed 10 or more rebounds in 12 games with 11 double-doubles...Finished with 21 points and a season-high 14 rebounds in the team's Opening Night win over Brooklyn 10/18...Missed the next seven games (Oct.20-Nov.1) while completing the NBA's concussion protocol...Missed nine games (Jan.10-26) with a right elbow injury, and one (March 17) with a left ankle sprain...**2016-17:** Started all 81 games in which he appeared during the regular season while posting averages of 14.5 points, 7.3 rebounds, 1.3 assists and 2.1 blocks per game...Shot 51.1 percent from the field, 34.8 percent from three-point range and 80.9 percent from the free throw line...Scored in double figures 60 times with 15 games with 20 or more...He recorded 10 or more rebounds 16 times with 15 double-doubles...Finished third in the NBA in blocked shots with 2.1 blocks per game...He rejected at least four shots 18 times during the regular season as the Pacers posted a 14-4 record in those games...Ranked 33rd in the NBA in rebounding, 22nd in field goal percentage and 36th in double-doubles...His 80.9 free throw percentage ranked fifth among qualified centers in the NBA, while his 40 three-point field goals ranked 10th among all NBA centers...Scored a season-high 30 points and tied his career high with 16 rebounds in the team's Opening Night overtime victory over Dallas, 10/26...Turner joined Shaquille O'Neal and Anthony Davis as the third player in NBA history under the age of 21 to record at least 30 points, 16 rebounds and four blocks in a game...Posted his 12th double-double of the year as he scored 17 points and tied his career high with 16 rebounds in the win over Philadelphia, 3/26...Finished with 25 points and 15 rebounds in the win over Brooklyn, 1/5, and teamed with Jeff Teague (21 points, 15 assists) to become only the third pair of Pacers teammates in NBA history in which one player finished with 20+ points and 15+ rebounds and another recorded 20+ points and 15+ assists in the same regular season game...Scored 18 points, grabbed eight rebounds and tied his career high with six blocked shots to help Indiana secure a playoff spot in the season finale against Atlanta, 4/12...Became the seventh player in Pacers NBA history and the first since Paul George in 2012 to participate in the BVA Compass Rising Stars Challenge...He finished with 12 points, four rebounds and a block in 18 minutes during All-Star Weekend in New Orleans...Missed one game (Nov.21) with a sprained right ankle...**2015-16:** Played in 60 games and made 30 starts during his rookie season, posting averages of 10.3 points, 5.5 rebounds and 1.4 blocks in 22.8 minutes per game...Shot 49.8 percent from the field and 72.7 percent from the free throw line...Named to the NBA All-Rookie Second Team...Among NBA rookies, Turner ranked seventh in scoring, fifth in rebounding, sixth in field goal percentage and third in blocked shots...Scored in double figures 28 times with six games of 20 or more points...Recorded 10 or more rebounds seven times with four double-doubles...Broke out with 25 points on 11-for-13 shooting from the field to go with a team-high seven rebounds in 29 minutes off the bench at Denver, 1/17...Added 15 points and four blocks in 31 minutes the following game at Phoenix, 1/19, before pouring in a career-high 31 points on 12-17 shooting at Golden State, 1/22...Turner became the first Pacers rookie to score 30 or more points since March 5, 2002, when Jamaal Tinsley finished with 30...Made his first career start against Atlanta, 1/28, as he finished with 20 points on 9-for-17 shooting in the win over the Hawks...Finished with 16 points and six blocked shots - the most by any Pacers player during the season - in the road win at Oklahoma City 2/19...Recorded 24 points and a career-high 16 rebounds on the day of his 20th birthday in the win over New Orleans, 3/24...Became the fourth Pacers rookie in franchise history and the first since Jamaal Tinsley in 2002-03 to be named Eastern Conference Rookie of the Month as he averaged 13.4 points, 6.6 rebounds and 1.8 blocks per game while shooting 51.0 percent from the field during the month of February...Averaged 11.5 points, 6.7 rebounds and 1.6 blocks per game in 30 starts compared to 9.2 points, 4.4 rebounds and 1.2 blocks per game in 30 appearances off the bench...Missed 20 games (11/13-12/26) with a chip fracture in his left thumb...Recorded two DNP-CD's.

PLAYOFFS

Helped the Pacers reach the playoffs in each of his first five seasons, and has started 23 of the team's 26 playoff games over that span...Has averaged 11.7 points, 6.8 rebounds and 2.1 blocks per game while shooting 50 percent from the field, 30.6 percent from 3-point range and 63.1 percent from the foul line in the postseason...**2019-20:** Posted his best statistical playoff series in four games against Miami as he averaged 15.8 points and team highs with 10.8 rebounds and 4.0 blocks per game (led all NBA players in the First Round...Bounced back from a 4-for-11 shooting night in Game 1 to score 17 points on 7-for-8 shooting (3-3-3) and add eight rebounds and five blocks in Game 2, 8/20...Posted his first playoff double-double with 15 points and 12 rebounds in Game 3, 8/22...Set playoff career highs with 22 points and 14 rebounds in Game 4, 8/24...**2018-19:** Started all four games against the Celtics in the First Round and averaged 9.8 points, 6.3 rebounds, 1.5 assists and 1.8 blocks per game...**2017-18:** Started all seven games against the Cavaliers in the First Round and averaged 12.4 points and 5.1 rebounds per game...Shot a team-best 61.1 percent from the field, 46.2 percent from three-point range and 78.9 percent from the foul line during the series...Scored in double figures four times with a high of 18 points in Game 2 at Cleveland, 4/18...Grabbed a playoff career high 10 rebounds in the Pacers' Game 3 home win, 4/20...**2016-17:** Started all four games in the First Round against Cleveland while averaging 10.8 points, 6.8 rebounds, 1.8 steals and 1.3 blocks per game...Shot 43.2 percent from the field and 62.5 percent from the foul line...Scored in double figures twice...Posted his best game of the series and playoff career highs with 20 points (8-10 FG, 4-6 FT) and nine rebounds in Game 4 against the Cavaliers, 4/23...**2015-16:** Appeared in all seven games and made four starts during Indiana's First Round series against Toronto...Averaged 10.3 points and 6.4 rebounds in 28.1 minutes per game...Led all NBA players through the opening round of the playoffs and set a Pacers' playoff franchise record with 23 blocked shots, 3.3 per game...Blocked at least two shots in all seven contests with four or more in three games...Shot 46.5 percent from the field and 66.7 percent from the foul line in the series...Came off the bench the first three games of the series and averaged 11.7 points on 61.5 percent shooting to go with 5.0 rebounds and 3.3 blocks per game...Scored 10 points, grabbed five rebounds and blocked five shots - tied for the most by any player in the playoffs - in Indiana's Game 1 win at Toronto, 4/16...Posted his highest scoring game of the series with 17 points to go with eight rebounds and three blocks in 31 minutes off the bench in Game 3, 4/21...Was inserted into the starting lineup for Game 4 and started each of the last four games, averaging 9.3 points, 7.5 rebounds and 3.3 blocks per game as a starter...Scored 15 points, grabbed nine rebounds and blocked four shots in the Pacers' Game 6 victory, 4/29.

INTERNATIONAL

2019: Started all eight games for the United States National Team during the FIBA World Cup...Averaged 7.6 points, 6.8 rebounds and 1.8 blocks per game...**2016:** Named to the United States Men's National Select Team and participated alongside the 2016 U.S. Men's National Team prior to the 2016 Olympic Games...**2014:** Helped the United States U-18 earn the gold medal in the Americas Championships in Colorado Springs, CO...Averaged 7.4 points, 4.8 rebounds and 3.6 blocks...Led all players in tournament play with 18 blocked shots.

COLLEGE

Earned Big-12 Freshman of the Year and All-Big 12 Third Team honors after appearing in all 34 games (making seven starts) during his only season at the University of Texas in 2014-15...Averaged 10.1 points, 6.5 rebounds and 2.6 blocks per game in 22.2 minutes per game...Shot 45.5 percent from the field, 27.4 percent from three-point range and 83.9 percent from the free throw line...Led the Big 12 Conference by a wide margin with 89 blocked shots - 31 more than the next player on the list (teammate Cameron Ridley, 57)...Finished third in the conference in free throw percentage and sixth in rebounding...In just his fifth career game during a win over St. Francis (PA) on Nov.25, Turner matched a school record for single-game field goal percentage that had stood since 1962 as he made 11-of-12 shots in a 25-point effort...Scored in double figures 13 times, including three games with 20 or more points...Pulled down 10 or more rebounds seven times while posting four double-doubles...Scored a career-high 26 points to go with nine rebounds against Lipscomb on Dec. 16...Finished with 25 points and a season-high 12 rebounds in the win over Texas Tech on Feb. 14.

PERSONAL

Full name is Myles Christian Turner...Son of David and Mary Turner...Has one younger sister, Mya...Born March 24, 1996 in Bedford, Texas...Wore jersey No. 52 at Texas to honor Habram Rosario, a close friend and middle school teammate who passed from leukemia when Myles was in ninth grade (Rosario wore No. 52 on the middle school team)...Studied psychology at the University of Texas...Played in the McDonald's All-American Game, Jordan Brand Classic and was a member of the U.S. National Team at the Nike Hoop Summit in the spring following his senior season at Eules Trinity High School in Bedford, Texas...Averaged 18.1 points, 12.2 rebounds and 6.8 blocks per game as a senior while leading Trinity to a 24-7 overall record.

**2021-22
REVIEW**





2021-22 REVIEW

DAY-BY-DAY RESULTS

DATE	OPPONENT	RESULT	HOME	ROAD	TOTAL	PACERS HIGH SCORING	PACERS HIGH REBOUNDS	PACERS HIGH ASSISTS	ATTENDANCE	
OCTOBER										
20	at Charlotte	L	122-123	0-0	0-1	0-1	Sabonis-33	Sabonis-15	Brogdon-11	15,521
22	at Washington	L	134-135 (OT)	0-0	0-2	0-2	Turner-40	Turner-10	Brogdon-8	15,407
23	MIAMI	W	102-91 (OT)	1-0	0-2	1-2	Duarte-19	Brogdon-14	McConnell-5	17,147
25	MILWAUKEE	L	109-119	1-1	0-2	1-3	Brogdon-25	Sabonis-13	Brogdon-7	10,339
27	at Toronto	L	100-118	1-1	0-3	1-4	Brogdon-18	Sabonis-8	Brogdon-5	19,800
29	at Brooklyn	L	98-105	1-1	0-4	1-5	Craig-28	Craig-11	Sabonis-6	16,139
30	TORONTO	L	94-97	1-2	0-4	1-6	Sabonis-22	Sabonis-14	McConnell-7	10,578
NOVEMBER										
7	at Sacramento	W	94-91	3-2	1-5	4-7	LeVert-22	Turner-15	McConnell-4	12,993
10	at Denver	L	98-101	3-2	1-6	4-8	Brogdon-25	Sabonis-19	McConnell-9	15,232
11	at Utah	W	111-100	3-2	2-6	5-8	Brogdon-30	Brogdon-9	Sabonis-5	18,306
13	PHILADELPHIA	W	118-113	4-2	2-6	6-8	Holiday-27	Turner-9	McConnell-5	14,483
15	at New York	L	84-92	4-2	2-7	6-9	Brogdon-22	Sabonis-12	Brogdon-10	16,792
17	at Detroit	L	89-97	4-2	2-8	6-10	Brogdon-20	Sabonis-11	McConnell-4	11,457
19	at Charlotte	L	118-121	4-2	2-9	6-11	Lamb-23	Craig-7	Lamb-5	16,787
20	NEW ORLEANS	W	111-94	5-2	2-9	7-11	Sabonis-20	Sabonis-10	Sabonis-6	15,081
22	at Chicago	W	109-77	5-2	3-9	8-11	Sabonis-21	Sabonis-11	Brogdon-7	21,586
24	L.A. LAKERS	L	116-124 (OT)	5-3	3-9	8-12	Brogdon-28	Sabonis-12	McConnell-8	15,572
26	TORONTO	W	114-97	6-3	3-9	9-12	Sabonis-23	Sabonis-18	Brogdon-12	13,508
28	MILWAUKEE	L	100-118	6-4	3-9	9-13	LeVert-23	Sabonis-10	Sabonis-5	13,130
29	at Minnesota	L	98-100	6-4	3-10	9-14	Brogdon-25	Sabonis-25	Sabonis-10	14,191
DECEMBER										
1	ATLANTA	L	111-114	6-5	3-10	9-15	Brogdon-27	Sabonis-10	Brogdon-9	12,656
3	MIAMI	L	104-113	6-6	3-10	9-16	LeVert-27	Sabonis-16	Brogdon-7	13,854
6	WASHINGTON	W	116-110	7-6	3-10	10-16	Sabonis-30	Sabonis-10	Brogdon-8	12,581
8	NEW YORK	W	122-102	8-6	3-10	11-16	Duarte-23	Sabonis-11	LeVert-6	13,167
10	DALLAS	W	106-93	9-6	3-10	12-16	LeVert-26	Sabonis-10	Brogdon-8	12,618
13	GOLDEN STATE	L	100-102	9-7	3-10	12-17	Sabonis-30	Sabonis-11	Brogdon-8	17,018
15	at Milwaukee	L	99-114	9-7	3-11	12-18	Sabonis-16	Sabonis-14	Sabonis-5	17,341
16	DETROIT	W	122-113	10-7	3-11	13-18	LeVert-31	Sabonis-9	Brogdon-5	13,596
21	at Miami	L	96-125	10-7	3-12	13-19	LeVert-17	Turner-7	Lamb-6	19,600
23	HOUSTON	W	118-106	11-7	3-12	14-19	Duarte-17	Turner-7	Wanamaker-5	13,596
26	at Chicago	L	105-113	11-7	3-13	14-20	Turner-32	Turner-10	Sabonis-6	13,596
26	at Chicago	L	105-113	11-7	3-13	14-20	LeVert-27	Sabonis-16	LeVert-9	20,475
29	CHARLOTTE	L	108-116	11-8	3-13	14-21	LeVert-27	Sabonis-18	Sabonis-7	17,608
31	CHARLOTTE	L	106-108	11-9	3-13	14-22	LeVert-27	Sabonis-14	LeVert-6	17,515
31	CHARLOTTE	L	106-108	11-9	3-13	14-22	LeVert-27	Sabonis-14	Sabonis-6	17,515
JANUARY										
2	at Cleveland	L	104-108	11-9	3-14	14-23	Sabonis-32	Sabonis-13	Sabonis-7	17,808
4	at New York	L	94-104	11-9	3-15	14-24	Sykes-22	Sabonis-8	Sykes-6	18,449
5	BROOKLYN	L	121-129	11-10	3-15	14-25	Sabonis-32	Sabonis-12	Sabonis-10	14,176
8	UTAH	W	125-113	12-10	3-15	15-25	Sabonis-42	Turner-6	Stephenson-14	13,160
10	at Boston	L	98-101 (OT)	12-10	3-16	15-26	Sabonis-6	Stephenson-6	Sabonis-10	19,156
12	BOSTON	L	100-119	12-11	3-16	15-27	Craig-19	Sabonis-22	Sabonis-10	19,156
14	PHOENIX	L	94-112	12-12	3-16	15-28	Turner-18	Brissett-9	Stephenson-6	13,560
17	at L.A. Clippers	L	133-139	12-12	3-17	15-29	Holiday-25	Sabonis-14	LeVert-9	14,019
17	at L.A. Clippers	L	133-139	12-12	3-17	15-29	LeVert-26	Sabonis-11	Sabonis-7	15,080
19	at L.A. Lakers	W	111-104	12-12	4-17	16-29	LeVert-30	Craig-13	Sabonis-10	17,818
20	at Golden State	W	121-117 (OT)	12-12	5-17	17-29	Duarte-27	Bitadze-9	Bitadze-5	18,064
22	at Phoenix	L	103-113	12-12	5-18	17-30	Stephenson-17	Bitadze-11	Duarte-4	17,071
24	at New Orleans	L	113-117	12-12	5-19	17-31	Duarte-17	Stephenson-6	LeVert-8	15,581
26	CHARLOTTE	L	126-158	12-13	5-19	17-32	Washington-21	Brissett-9	Stephenson-10	14,116
26	CHARLOTTE	L	126-158	12-13	5-19	17-32	Bitadze-17	Bitadze-6	Stephenson-10	14,116
26	CHARLOTTE	L	126-158	12-13	5-19	17-32	Jackson-17	Stephenson-6	Stephenson-10	14,116
28	at Oklahoma City	W	113-110 (OT)	12-13	6-19	18-32	Sabonis-24	Sabonis-18	Sabonis-10	15,106
29	at Dallas	L	105-132	12-13	6-20	18-33	Washington-22	Sabonis-15	Sabonis-8	19,831
31	L.A. CLIPPERS	W	122-116	13-13	6-20	19-33	Jackson-26	Jackson-10	LeVert-9	14,629



DAY-BY-DAY RESULTS

DATE	OPPONENT	RESULT	HOME	ROAD	TOTAL	PACERS HIGH SCORING	PACERS HIGH REBOUNDS	PACERS HIGH ASSISTS	ATTENDANCE	
FEBRUARY										
2	ORLANDO	L	118-119	13-14	6-20	19-34	LeVert-26	Taylor-16	Stephenson-6	14,528
4	CHICAGO	L	115-122	13-15	6-20	19-35	LeVert-42	Taylor-14	LeVert-8	16,355
6	at Cleveland	L	85- 98	13-15	6-21	19-36	Duarte-22	Sabonis-11	Sabonis-4	19,432
8	at Atlanta	L	112-133	13-15	6-22	19-37	Duarte-25	Taylor-10	Stephenson-8	14,265
11	CLEVELAND	L	113-120	13-16	6-22	19-38	Haliburton-23	Brissett-11	Hield-8	15,075
13	MINNESOTA	L	120-129	13-17	6-22	19-39	Haliburton-22	Brissett-13	Haliburton-16	13,532
15	at Milwaukee	L	119-128	13-17	6-23	19-40	Hield-36	Taylor-9	Haliburton-8	17,341
16	WASHINGTON	W	113-108	14-17	6-23	20-40	Haliburton-21	Taylor-9	Haliburton-14	14,540
25	OKLAHOMA CITY	L	125-129 (OT)	14-18	6-23	20-41	Hield-29	Brissett-15	Haliburton-11	15,182
27	BOSTON	W	128-107	15-18	6-23	21-41	Brissett-27	Smith-10	Haliburton-9	16,872
28	at Orlando	L	103-119	15-18	6-24	21-42	Haliburton-23	Smith-8	Haliburton-7	13,014
MARCH										
2	at Orlando	W	122-114 (OT)	15-18	7-24	22-42	Brogdon-31	Smith-15	Brogdon-8	13,741
4	at Detroit	L	106-111	15-18	7-25	22-43	Brogdon-26	Smith-11	Hield-9	17,244
6	at Washington	L	123-133	15-18	7-26	22-44	Brogdon-27	Hield-8	Haliburton-11	13,937
8	CLEVELAND	L	124-127	15-19	7-26	22-45	Haliburton-25	Bitadze-9	Brogdon-12	14,066
12	at San Antonio	W	119-108	15-19	8-26	23-45	Haliburton-19	Smith-11	Haliburton-10	14,605
13	at Atlanta	L	128-131	15-19	8-27	23-46	Haliburton-25	Jackson-15	Haliburton-10	17,038
15	MEMPHIS	L	102-135	15-20	8-27	23-47	Hield-25	Smith-8	Haliburton-8	15,027
18	at Houston	W	121-118	15-20	9-27	24-47	Brogdon-25	Taylor-8	Haliburton-7	13,748
20	PORTLAND	W	129-98	16-20	9-27	25-47	Brissett-24	Smith-10	Haliburton-7	16,067
23	SACRAMENTO	L	109-110	16-21	9-27	25-48	Hield-25	Brissett-9	Stephenson-11	16,067
24	at Memphis	L	103-133	16-21	9-28	25-49	Hield-25	Brissett-10	Haliburton-15	14,227
26	at Toronto	L	91-131	16-21	9-29	25-50	Stephenson-25	Anderson-9	Haliburton-8	16,205
28	at Toronto	L	91-131	16-21	9-29	25-50	Brissett-21	Brissett-8	Haliburton-12	19,800
28	ATLANTA	L	123-132	16-22	9-29	25-51	Hield-26	Smith-6	Haliburton-13	14,212
30	DENVER	L	118-125	16-23	9-29	25-52	Hield-20	Bitadze-10	Haliburton-12	15,036
APRIL										
1	at Boston	L	123-128	16-23	9-30	25-53	Haliburton-30	Smith-6	Stephenson-11	19,156
3	DETROIT	L	117-121	16-24	9-30	25-54	Brissett-20	Brissett-6	Haliburton-17	17,407
5	PHILADELPHIA	L	122-131	16-25	9-30	25-55	Hield-25	Brissett-10	Hield-5	15,583
9	at Philadelphia	L	120-133	16-25	9-31	25-56	Brissett-20	Hield-11	Haliburton-5	21,171
10	at Brooklyn	L	126-134	16-25	9-32	25-57	Brissett-28	Jackson-7	Haliburton-9	21,171
								Brissett-7	Haliburton-5	
								Brissett-8	Haliburton-10	17,967



2021-22 REVIEW

FINAL STATISTICS

REGULAR SEASON (25-57)																						
PLAYER	G	GS	MIN	FGM-FGA		3-POINT FGM-FGA		FTM-FTA		OR	DR	TR	AST	PF-FO	ST	TO	BKS	PTS	AVG			
				P	A	P	A	P	A													
Brogdon	36	36	1206	243-543	448	58-186	312	143-167	856	33	152	185	212	71-0	30	77	14	687	19.1			
Sabonis	49	46	1632	331-571	580	35-108	324	191-258	740	155	412	567	236	146-2	46	143	22	888	18.9			
LeVert	37	39	1214	278-622	447	61-189	323	111-146	760	30	120	150	173	91-1	35	75	18	728	18.7			
Hield (TOT)	81	32	2459	446-1298	405	82-7	395	111-127	874	65	287	353	229	184-0	72	153	25	1265	15.6			
Hield (IND)	26	26	925	181-405	447	80-221	362	31-35	886	23	109	132	124	71-0	24	63	10	473	18.2			
Halliburton (TOT)	77	77	2694	430-909	473	161-389	414	160-190	842	61	250	311	628	121-1	134	199	49	1181	15.3			
Halliburton (IND)	26	26	938	162-323	502	57-137	416	73-86	849	22	90	112	249	50-1	48	84	15	454	17.5			
Duarte	55	39	1541	268-621	432	94-255	369	90-112	804	41	185	226	114	95-0	56	90	10	720	13.1			
Rubio (TOT)	34	8	970	149-411	363	59-174	339	88-103	854	15	126	141	225	75-0	49	90	7	445	13.1			
Turner	42	42	1235	200-393	509	61-183	333	79-105	752	65	232	297	44	119-0	28	54	11	540	12.9			
Holiday	49	40	1416	190-698	415	127-336	378	34-41	829	18	117	135	90	105-2	36	49	18	541	11.0			
Washington	48	7	968	173-427	405	81-215	377	46-61	754	4	79	83	85	66-0	26	57	3	473	9.9			
Taylor	33	7	714	135-220	614	12-38	316	36-51	706	95	77	172	41	61-1	14	23	8	318	9.6			
Smith (TOT)	51	8	924	176-350	503	40-122	328	78-102	765	101	206	307	24	96-2	15	42	41	470	9.2			
Smith (IND)	22	4	548	113-213	531	31-83	373	38-50	760	46	122	168	18	44-1	8	20	23	295	13.4			
Brissett	67	25	1564	208-506	411	83-237	350	114-164	695	108	250	358	72	116-0	44	54	29	613	9.1			
McConnell	27	8	852	100-208	481	10-33	303	19-23	826	20	70	90	131	53-0	30	29	10	229	8.5			
Stephenson (TOT)	46	1	814	147-323	455	27-90	300	63-80	788	12	115	127	165	96-1	24	72	4	384	8.3			
Stephenson (IND)	40	1	744	142-310	458	27-87	310	62-78	795	11	101	112	154	88-1	24	68	4	373	9.3			
Jackson	36	15	541	116-206	563	5-16	313	60-88	682	60	89	149	10	92-3	25	40	52	297	8.3			
Thompson	4	0	66	13-24	542	0-0	---	3-8	375	7	11	18	2	7-0	0	4	2	29	7.3			
Lamb	29	0	613	85-228	373	39-117	333	67-80	838	15	79	94	51	44-0	23	24	14	276	7.1			
Bitadze	50	16	1729	131-252	520	23-100	288	64-94	681	79	98	177	55	107-0	21	46	42	349	7.0			
Craig	51	14	1034	128-281	456	46-138	333	27-35	771	59	136	159	58	95-0	24	39	19	329	6.5			
Anderson (TOT)	16	6	316	36-95	379	15-59	254	15-19	789	4	42	46	3	22-0	8	8	6	102	6.4			
Anderson (IND)	13	6	269	32-87	368	13-53	245	12-15	800	4	36	40	27	18-0	7	6	6	89	6.8			
Martin	27	1	444	70-168	417	22-74	297	9-13	892	16	37	53	21	36-0	13	14	9	171	6.3			
Sykes	32	11	566	69-190	363	27-90	300	15-17	882	8	37	45	82	51-0	12	33	4	180	5.6			
York	2	0	2	2-7	286	1-6	167	3-5	600	0	2	2	4	0-0	2	1	1	8	4.0			
Wanamaker	22	1	293	2-72	361	4-17	235	20-22	909	6	29	35	48	42-0	5	23	6	76	3.5			
Caver	1	0	1	1-1	1000	0-0	---	0-0	---	0	0	0	0	0-0	0	0	0	2	2.0			
Perry	1	0	10	1-1	1000	0-0	---	0-0	---	0	1	0	0	3-0	0	1	0	0	2.0			
Hinton	2	0	2	0-1	000	0-0	---	0-0	---	0	0	0	0	0-0	1	0	0	0	0.0			
Jarreau	1	0	0	0-0	000	0-0	---	0-0	---	0	0	0	0	0-0	0	0	0	0	0.0			
PACERS	82	---	19880	3398-7338	4663	997-2899	3444	1347-1754	768	825	2671	3596	2081	1675-12	582	1183	457	9140	111.5			
OPPONENTS	82	---	19880	3485-7212	4893	985-2645	372	1470-1845	797	833	2702	3535	2058	1575-3	664	1087	401	9425	114.9			
CAREER HIGHS																						
PLAYER	SINGLE-GAME HIGHS					AVERAGE PERGAME					[C=SET, T=TI, FT, FTA, THIS SEASON] AST					PTS						
	MIN	REB	AST	ST	BLK	MIN	REB	AST	STL	BLK	PTS	FG	FGA	FT	F		FTA	REB	AST	PTS		
Brogdon	46	14	12	3	7	2	31	33.5	5.1	5.9	0.93	2.1	0.36	11.1	13	25	15	15	13	36		
Sabonis	45	15	10	4	6	2	42	34.7	12.1	5.0	0.98	3.0	0.47	18.9	18	25	12	15	25	15	42	
LeVert	43	9	11	3	5	3	42	31.1	3.8	4.4	0.90	1.9	0.46	18.7	19	30	12	18	14	13	51	
Hield (TOT)	44	11	9	4	5	2	36	30.8	4.4	2.8	0.89	1.9	0.31	15.6	15	29	9	12	9	42		
Hield (IND)	44	11	9	4	5	2	36	35.6	5.1	4.8	0.92	2.4	0.38	18.2								
Halliburton (TOT)	47	9	17	5	7	3	38	35.0	4.0	8.2	1.74	2.6	0.64	15.3	12	20	11	12	11	17	38	
Halliburton (IND)	43	9	17	4	6	2	30	36.1	4.3	9.6	1.85	3.2	0.58	17.5								
Duarte	45	9	6	4	5	1	47	28.0	4.1	2.1	1.02	1.6	0.18	13.1	10	21	7	7	9	6	27	
Rubio (TOT)	38	13	12	5	6	2	37	28.5	4.1	6.6	1.44	2.6	0.21	13.1	13	25	13	14	13	19	37	
Turner	44	15	4	3	6	4	40	29.4	7.1	1.0	0.67	1.3	2.81	12.9	15	22	11	16	17	6	40	
Holiday	39	7	6	3	4	3	27	28.9	2.8	1.8	0.73	1.0	0.37	11.0	10	20	8	8	13	7	30	
Washington	37	7	6	3	4	1	22	20.2	1.7	1.8	0.54	1.2	0.06	9.9	9	17	5	7	10	6	22	
Taylor	38	16	5	2	3	2	24	21.6	5.2	1.2	0.42	0.7	0.24	9.6	10	17	4	6	16	5	24	
Smith (TOT)	37	15	3	2	3	4	19	18.1	6.0	0.5	0.29	0.8	0.80	9.2	9	17	6	7	15	3	19	
Smith (IND)	37	15	3	2	3	4	19	24.7	7.6	0.8	0.41	0.9	1.05	13.4								
Brissett	38	15	5	5	3	3	28	23.3	5.3	1.1	0.66	0.8	0.43	9.1	10	20	8	10	15	5	31	
McConnell	35	8	10	4	4	2	21	24.2	3.3	4.9	1.11	1.1	0.37	8.5	10	19	5	7	10	17	23	
Stephenson (TOT)	34	9	14	4	3	1	30	17.7	2.8	3.6	0.52	1.6	0.09	8.3	12	21	10	12	17	15	14	33
Stephenson (IND)	34	9	14	4	3	1	30	18.6	2.8	3.9	0.60	1.7	0.10	9.3								
Jackson	32	15	2	3	4	5	26	15.0	4.1	0.3	0.69	1.1	1.44	8.3	12	19	7	10	15	2	26	
Thompson	21	6	1	0	2	1	17	16.4	4.5	0.5	0.00	1.0	0.50	7.3	15	20	9	13	22	6	35	
Lamb	28	7	6	3	3	2	23	15.7	2.4	1.3	0.59	0.6	0.36	7.1	11	22	11	12	17	7	32	
Bitadze	35	11	5	3	3	4	23	14.6	3.5	1.1	0.42	0.9	0.84	7.0	9	14	8	11	11	6	23	
Craig	39	13	5	3	4	2	28	20.3	3.8	1.1	0.47	0.8	0.37	6.5	9	16	6	8	16	5	28	
Anderson (TOT)	36	9	4	3	2	18	19.7	2.9	2.1	0.50	0.5	0.38	6.4	9	19	8	8	12	7	26		
Anderson (IND)	27	9	4	3	2	18	20.7	3.1	2.1	0.54	0.5	0.46	6.8									
Martin	36	5	3	1	2	2	15	16.4	2.0	0.8	0.48	0.5	0.33	6.3	11	16	5	5	9	4	25	
Sykes	40	5	6	1	5	1	22	17.7	1.4	1.9	0.38	1.0	0.13	5.6	8	16	4	4	5	6	22	
York	15	1	2	2	1	1	7	10.6	1.0	2.0	1.00	0.5	0.50	4.0	2	5	2	3	1	2	7	
Wanamaker	27	4	6	2	3	2	12	13.3	1.6	2.2	0.23	1.0	0.27	3.5	6	15	6	7	8	8	17	
Caver	1	0	0	0	0	2	0	0.0	0.0	0.0	0.00	0.0	0.00	2.0	1	1	0	0	0	0	2	
Perry	10	1	0	0	0	0	2	9.9	1.0	0.0	0.00	0.0	0.00	2.0	9	17	3	4	10	5	20	
Hinton	2	0	0	0	1	0	0	1.2	0.0	0.0	0.00	0.5	0.00	0.0	3	7	2	2	2	2	8	
Jarreau	1	0	0	0	0	0	0	0.9	0.0	0.0	0.00	0.0	0.00	0.0	0	0	0	0	0	0	0	
PACERS	265	60	38	16	23	12	134	24.2	4.3	25.4	7.10	14.4	5.57	11.15	64	120	44	56	75	45	152	
OPPONENTS	265	55	38	18	22	11	158	24.2	4.3	25.1	8.10	13.3	4.89	11.4	65	126	46	59	75	50	158	



FINAL STATISTICS

RECORD vs. DIVISION/CONFERENCE

	RECORD	HOME	ROAD	OT
OVERALL	25-57	16-25	9-32	4-4
Atlantic.....	5-13	5-4	0-9	0-1
Central.....	2-14	1-7	1-7	0-0
Southeast.....	4-14	3-6	1-8	2-1
EASTERN	11-41	9-17	2-24	2-2
Southwest.....	6-4	4-1	2-3	0-0
Northwest.....	4-6	2-3	2-3	1-1
Pacific.....	4-6	1-4	3-2	1-1
WESTERN	14-16	7-8	7-8	2-2

RECORD MONTH-BY-MONTH

	WON	LOST
October.....	1	6
November.....	8	8
December.....	5	8
January.....	5	11
February.....	2	9
March.....	4	10
April.....	0	5

WINNING & LOSING STREAKS

OVERALL:
LONGEST:
Win..... 3
Loss..... 10
HOME
LONGEST:
Win..... 4
Loss..... 5
ROAD
LONGEST:
Win..... 2
Loss..... 8

vs. OPPONENTS

OFFENSE
100+..... 24-44
100<..... 1-13
DEFENSE
100+..... 17-53
100<..... 8-4
IF OPP W/L TO DATE:
500+..... 14-37
500-..... 11-19
HOME ATTENDANCE
41..... Games
588,743... Total
14,360 Average
17,608.... High
0..... Sellouts

AT START OF:

	OVERALL	HOME	ROAD
2nd QUARTER			
Ahead:.....	16-18	12-9	4-9
Behind:.....	8-36	3-15	5-21
Tied:.....	1-3	1-1	0-2

3rd QUARTER

Ahead:.....	21-14	16-7	5-7
Behind:.....	4-39	0-17	4-22
Tied:.....	0-4	0-1	0-3

4th QUARTER

Ahead:.....	18-12	14-9	4-3
Behind:.....	6-42	2-15	4-27
Tied:.....	1-3	0-1	1-2

FIELD GOAL PERCENTAGE

	OVERALL	HOME	ROAD
-44%.....	7-29	1-12	6-17
45-49%.....	8-18	5-10	3-8
50-54%.....	6-10	6-3	0-7
55-59%.....	4-0	4-0	0-0
+60%.....	0-0	0-0	0-0

MARGINS

	1	2	3	4	5	6	7	8	9	10	11	12	13	14	15	16	17	18	19	20
Won By:			3	1	2	2	1	1	1		3	2	3				2			1
Lost By:	4	3	7	5	2	1	4	7	5	4			2		1	1		3	1	
	21	22	23	24	25	26	27	28	29	30	31	32	33	34	35	36	37	38	39	40+
Won By:	1										1	1								
Lost By:	1						1		1	1		1	1							1



2021-22 REVIEW

FINAL NBA STANDINGS

EASTERN CONFERENCE

ATLANTIC DIVISION

	W	L	PCT	GB	HOME	ROAD	LAST-10	STREAK
Boston	51	31	.622	-	28-13	23-18	7-3	Won 1
Philadelphia	51	31	.622	-	24-17	27-14	6-4	Won 2
Toronto	48	34	.585	3	24-17	24-17	8-2	Lost 1
Brooklyn	44	38	.537	7	20-21	24-17	6-4	Won 4
New York	37	45	.451	14	17-24	20-21	7-3	Won 2

CENTRAL DIVISION

	W	L	PCT	GB	HOME	ROAD	LAST-10	STREAK
Milwaukee	51	31	.622	-	27-14	24-17	6-4	Lost 1
Chicago	46	36	.561	5	27-14	19-22	4-6	Won 1
Cleveland	44	38	.537	7	25-16	19-22	3-7	Won 1
Indiana	25	57	.305	26	16-25	9-32	0-10	Lost 10
Detroit	23	59	.280	28	13-28	10-31	4-6	Lost 3

SOUTHEAST DIVISION

	W	L	PCT	GB	HOME	ROAD	LAST-10	STREAK
Miami	53	29	.646	-	29-12	24-17	6-4	Lost 1
Atlanta	43	39	.524	10	27-14	16-25	7-3	Won 1
Charlotte	43	39	.524	10	22-19	21-20	6-4	Won 3
Washington	35	47	.427	18	21-20	14-27	5-5	Lost 3
Orlando	22	60	.268	31	12-29	10-31	3-7	Won 1

WESTERN CONFERENCE

SOUTHWEST DIVISION

	W	L	PCT	GB	HOME	ROAD	LAST-10	STREAK
Memphis	56	26	.683	-	30-11	26-15	7-3	Lost 1
Dallas	52	30	.634	4	29-12	23-18	8-2	Won 4
New Orleans	36	46	.439	20	19-22	17-24	6-4	Lost 2
San Antonio	34	48	.415	22	16-25	18-23	6-4	Lost 3
Houston	20	62	.244	36	11-30	9-32	2-8	Lost 7

NORTHWEST DIVISION

	W	L	PCT	GB	HOME	ROAD	LAST-10	STREAK
Utah	49	33	.598	-	29-12	20-21	4-6	Won 1
Denver	48	34	.585	1	23-18	25-16	6-4	Lost 1
Minnesota	46	36	.561	3	26-15	20-21	4-6	Lost 1
Portland	27	55	.329	22	17-24	10-31	0-10	Lost 11
Oklahoma City	24	58	.293	25	12-29	12-29	4-6	Lost 3

PACIFIC DIVISION

	W	L	PCT	GB	HOME	ROAD	LAST-10	STREAK
Phoenix	64	18	.780	-	32-9	32-9	6-4	Lost 1
Golden State	53	29	.646	11	31-10	22-19	6-4	Won 5
L.A. Clippers	42	40	.512	22	25-16	17-24	6-4	Won 5
L.A. Lakers	33	49	.402	31	21-20	12-29	2-8	Won 2
Sacramento	30	52	.366	34	16-25	14-27	5-5	Won 1

TEAM	POINTS PER GAME		FIELD GOAL PERCENTAGE		TURNOVERS PER GAME		REBOUND PERCENTAGES			BELOW 100 POINTS	OVERTIME GAMES	DECIDED 3 POINTS or LESS	DECIDED 10 POINTS or MORE
	OWN	OPP.	OWN	OPP.	OWN	OPP.	OFF.	DEF.	TOT.	OWN-OPP.	W-L	W-L	W-L
Atlanta	113.9	112.4	.470	.471	11.9*	12.8	.230	.769	.499	15-9	0-1	7-3	24-18
Boston	111.8	104.5*	.466	.434*	13.6	13.8	.240	.772	.506	16-30	4-3	3-9	35-9
Brooklyn	112.9	112.1	.475	.452	14.1	13.3	.239	.751	.495	10-12	2-1	8-4	20-20
Charlotte	115.3	114.9	.468	.466	13.3	15.0	.233	.748	.491	9-11	0-7	6-8	24-23
Chicago	111.6	112.0	.480	.474	12.8	13.1	.204	.783	.494	15-14	1-1	4-4	23-20
Cleveland	107.8	105.7	.469	.452	14.4	13.4	.240	.765	.502	20-26	2-0	10-4	22-19
Dallas	108.0	104.7	.461	.457	12.5	13.1	.213	.780	.497	19-27	1-2	7-5	27-14
Denver	112.7	110.4	.483	.470	14.5	12.8	.219	.783	.501	13-16	3-2	8-3	23-20
Detroit	104.8	112.5	.431	.473	14.2	14.6	.234	.756	.495	24-10	3-1	7-6	6-33
Golden State	111.0	105.5	.469	.438	14.9	14.5	.228	.787	.508	14-28	0-2	6-5	34-10
Houston	109.7	118.2	.456	.483	16.5	14.1	.217	.744	.481	16-7	2-1	3-9	9-44
Indiana	111.5	114.9	.463	.483	14.4	13.3	.255	.762	.509	14-12	4-4	3-14	14-19
L.A. Clippers	108.4	108.4	.458	.450	13.7	13.6	.206	.744	.475	21-19	0-4	10-5	20-21
L.A. Lakers	112.1	115.1	.469	.470	14.5	14.0	.211	.758	.485	11-7	8-2	5-7	13-22
Memphis	115.6	109.9	.461	.455	13.2	15.1	.300*	.778	.539*	10-13	2-2	5-3	33-17
Miami	110.0	105.6	.467	.447	14.6	15.0	.235	.780	.507	14-24	1-3	3-6	31-15
Milwaukee	115.5	112.1	.468	.456	13.4	13.0	.231	.786	.509	12-12	1-2	4-2	31-15
Minnesota	115.9*	113.3	.457	.460	14.3	16.3*	.244	.749	.496	9-15	2-1	4-4	28-21
New Orleans	109.3	110.3	.457	.471	14.1	14.2	.269	.782	.526	16-18	1-2	4-3	23-30
New York	106.5	106.6	.437	.447	13.3	12.7	.251	.788*	.519	20-27	1-2	5-6	19-23
Oklahoma City	103.7	111.8	.430	.458	14.0	13.2	.218	.761	.490	30-16	4-1	7-6	9-32
Orlando	104.2	112.2	.434	.458	14.5	13.2	.198	.772	.485	28-13	0-4	2-7	6-39
Philadelphia	109.9	107.3	.466	.458	12.5	13.3	.201	.768	.484	17-21	3-1	6-6	28-11
Phoenix	114.8	107.3	.485*	.444	12.9	14.7	.223	.771	.497	7-22	2-0	6-2	37-9
Portland	106.2	115.1	.442	.479	14.5	14.0	.229	.769	.499	26-11	0-2	1-5	11-41
Sacramento	110.3	115.8	.460	.479	14.1	13.5	.213	.760	.486	18-4	2-1	7-8	11-30
San Antonio	113.2	113.0	.467	.466	12.7	13.8	.237	.751	.494	12-15	1-3	6-5	19-24
Toronto	109.4	107.1	.445	.462	12.5	15.8	.284	.756	.520	21-16	3-2	7-6	25-14
Utah	113.6	107.6	.471	.453	14.0	12.0	.254	.783	.518	8-16	2-0	1-6	34-10
Washington	108.6	112.0	.472	.464	13.1	11.9	.209	.769	.489	19-13	3-1	12-6	11-27

COMPOSITE: 2,460 Games

110.6 .461 13.8 .232 .768 484-484 58 167 650

REBOUND PERCENTAGES:

OFF. - Percentage of a given team's missed shots which that team rebounds.

DEF. - Percentage of opponents' missed shots which a given team rebounds.

TOT. - Average of offensive and defensive rebound percentages.



FINAL NBA STATISTICAL LEADERS

SCORING AVERAGE

	G	FG	FT	PTS	AVG.
Embiid, Phi.	68	666	654	2079	30.6
G. Antetokounmpo, Mil.	67	689	553	2002	29.9
Doncic, Dal.	65	641	364	1847	28.4
Young, Atl.	76	711	500	2155	28.4
DeRozan, Chi.	76	774	520	2118	27.9
Jokic, Den.	74	764	379	2004	27.1
Tatum, Bos.	76	708	400	2046	26.9
Booker, Pho.	68	662	315	1822	26.8
Mitchell, Utah	67	617	267	1733	25.9
Curry, G.S.	64	535	275	1630	25.5
Towns, Min.	74	642	384	1818	24.6
LaVine, Chi.	67	565	320	1635	24.4
Brown, Bos.	66	576	241	1559	23.6
Fox, Sac.	59	516	261	1367	23.2
Siakam, Tor.	68	596	284	1551	22.8
McCollum, Por.-N.O.	62	536	116	1370	22.1
Harden, Brk.-Phi.	65	407	470	1432	22.0
Garland, Cle.	68	542	215	1473	21.7
Edwards, Min.	72	549	220	1533	21.3
Murray, S.A.	68	573	196	1438	21.1
Herro, Mia.	66	501	190	1367	20.7
VanVleet, Tor.	65	442	194	1320	20.3
Bridges, Cha.	80	596	267	1613	20.2
Ball, Cha.	75	538	212	1508	20.1
Randle, N.Y.	72	512	303	1447	20.1
Middleton, Mil.	66	452	259	1325	20.1
Barrett, N.Y.	70	487	290	1402	20.0
Rozier, Cha.	73	518	150	1408	19.3
Sabonis, Ind.-Sac.	62	443	246	1171	18.9
Poole, G.S.	76	474	246	1405	18.5
Westbrook, LA-L	78	548	266	1441	18.5
Trent, Tor.	70	450	174	1283	18.3
Holiday, Mil.	67	478	137	1225	18.3
Bane, Mem.	76	508	140	1384	18.2
Russell, Min.	65	401	198	1176	18.1
Bogdanovic, Utah	69	422	223	1248	18.1
Wood, Hou.	68	440	207	1218	17.9
Valanciunas, N.O.	74	510	237	1314	17.8
Vucevic, Chi.	73	546	92	1288	17.6
Maxey, Phi.	75	483	213	1311	17.5

REBOUNDS PER GAME

	G	OFF	DEF	TOT	AVG.
Gobert, Utah	66	241	727	968	14.7
Jokic, Den.	74	206	813	1019	13.8
Sabonis, Ind.-Sac.	62	201	551	752	12.1
Capela, Atl.	74	279	598	877	11.9
Embiid, Phi.	68	146	650	796	11.7
G. Antetokounmpo, Mil.	67	134	644	778	11.6
Valanciunas, N.O.	74	226	617	843	11.4
Vucevic, Chi.	73	142	662	804	11.0
Carter, Ori.	62	139	509	648	10.5
Ayton, Pho.	58	149	444	593	10.2
Wood, Hou.	68	110	576	686	10.1
Adams, Mem.	76	349	411	760	10.0
Randle, N.Y.	72	125	591	716	9.9
Towns, Min.	74	194	533	727	9.8
R. Williams, Bos.	61	238	350	588	9.6
Poeltl, S.A.	68	262	372	634	9.3
Drummond, Phi.-Brk.	73	229	451	680	9.3
Portis, Mil.	72	180	477	657	9.1
Doncic, Dal.	65	56	537	593	9.1
Stewart, Det.	71	226	391	617	8.7
Robinson, N.Y.	72	295	322	617	8.6
Siakam, Tor.	68	128	452	580	8.5
Kuzma, Was.	66	70	491	561	8.5
Zubac, LA-C	76	217	427	644	8.5
Vanderbilt, Min.	74	215	409	624	8.4
Murray, S.A.	68	80	483	563	8.3
Mobley, Cle.	69	143	427	570	8.3
Bamba, Ori.	71	148	424	572	8.1
Tatum, Bos.	76	85	524	609	8.0
Plumlee, Cha.	73	176	389	565	7.7
Harden, Brk.-Phi.	65	55	445	500	7.7
Horford, Bos.	69	108	422	530	7.7
Whiteside, Utah	65	166	328	494	7.6
Barnes, Tor.	74	195	362	557	7.5
Westbrook, LA-L	78	110	470	580	7.4
Looney, G.S.	82	208	388	596	7.3
Love, Cle.	74	87	449	536	7.2
Bridges, Cha.	80	90	469	559	7.0
Harris, Phi.	73	77	419	496	6.8
McGee, Pho.	74	163	333	496	6.7



FINAL NBA STATISTICAL LEADERS

ASSISTS PER GAME

	G	AST	AVG
Paul, Pho.	65	702	10.8
Harden, Brk.-Phi.	65	667	10.3
Young, Atl.	76	737	9.7
Murray, S.A.	68	627	9.2
Doncic, Dal.	65	568	8.7
Garland, Cle.	68	583	8.6
Haliburton, Sac.-Ind.	77	628	8.2
Jokic, Den.	74	584	7.9
Ball, Cha.	75	571	7.6
Lowry, Mia.	63	474	7.5
Russell, Min.	65	460	7.1
Westbrook, LA-L	78	550	7.1
Holiday, Mil.	67	457	6.8
VanVleet, Tor.	65	434	6.7
Ball, Cha.	64	404	6.3
Porter, Hou.	61	376	6.2
Smart, Bos.	71	417	5.9
G.Antetokounmpo, Mil.	67	388	5.8
Anthony, OrL.	65	369	5.7
Fox, Sac.	59	330	5.6

FIELD GOAL PCT.

	FG	FGA	PCT
Gobert, Utah	362	508	71.3
Allen, Cle.	369	545	67.7
Harrell, Was.-Cha.	358	555	64.5
Ayton, Pho.	442	697	63.4
Zubac, LA-C	310	495	62.6
Poeltl, S.A.	410	663	61.8
Capela, Atl.	370	604	61.3
Jokic, Den.	764	1311	58.3
Sabonis, Ind.-Sac.	443	773	57.3
Adebayo, Mia.	406	729	55.7
G.Antetokounmpo, Mil.	689	1245	55.3
Valanciunas, N.O.	510	938	54.4
Nurkic, Por.	321	600	53.5
Bridges, Pho.	458	858	53.4
Davis, LA-L	370	695	53.2
Towns, Min.	642	1214	52.9
Collins, Atl.	339	644	52.6
Carter, OrL.	359	684	52.5
James, LA-L	640	1221	52.4
Gordon, Den.	434	834	52.0

3-PT FIELD GOAL PCT.

	3FG	3GA	PCT
Kennard, LA-C	190	423	44.9
Bane, Mem.	228	523	43.6
Maxe, Phi.	132	309	42.7
Johnson, Pho.	166	391	42.5
Ball, Chi.	110	260	42.3
Curry, Phi.-Brk.	158	374	42.2
McDermott, S.A.	108	256	42.2
Powell, Por.-LA-C	106	253	41.9
Irving, Brk.	100	239	41.8
Richardson, Bos.-SA	102	246	41.5
Haliburton, Sac.-Ind.	161	389	41.4
Forbes, S.A.-Den.	122	295	41.4
Pritchard, Bos.	101	245	41.2
Gordon, Hou.	124	301	41.2
Holiday, Mil.	132	321	41.1
G. Williams, Bos.	106	258	41.1
Towns, Min.	150	366	41.0
Strus, Mia.	181	442	41.0
Allen, Mil.	159	389	40.9
Conley, Utah	169	414	40.8

FREE THROW PCT.

	FT	FTA	PCT
Pooler, G.S.	246	266	92.5
Curry, G.S.	275	298	92.3
Durant, Brk.	372	409	91.0
Young, Atl.	500	553	90.4
Gallinari, Atl.	141	156	90.4
Bane, Mem.	140	155	90.3
Garland, Cle.	215	241	89.2
Middleton, Mil.	259	291	89.0
Caldwell-Pope, Was.	137	154	89.0
Quickley, N.Y.	177	201	88.1
Lillard, Por.	159	181	87.8
DeRozan, Chi.	520	593	87.7
Harden, Brk.-Phi.	470	536	87.7
VanVleet, Tor.	194	222	87.4
Ball, Cha.	212	243	87.2
Morris, LA-C	129	148	87.2
Butler, Mia.	396	455	87.0
Markkanen, Cle.	138	159	86.8
Booker, Pho.	315	363	86.8
Herrero, Mia.	190	219	86.8

MINUTES PER GAME

	G	MIN	AVG
Siakam, Tor.	68	2578	37.9
VanVleet, Tor.	65	2462	37.9
Harden, Brk.-Phi.	65	2420	37.2
DeRozan, Chi.	76	2743	36.1
Tatum, Bos.	76	2731	35.9
Garland, Cle.	68	2430	35.7
Bridges, Cha.	80	2837	35.5
Doncic, Dal.	65	2301	35.4
Barnes, Tor.	74	2617	35.4
Maxe, Phi.	75	2650	35.3
Randle, N.Y.	72	2544	35.3
Fox, Sac.	59	2084	35.3
Haliburton, Sac.-Ind.	77	2694	35.0
Trent, Tor.	70	2448	35.0
Young, Atl.	76	2652	34.9
Harris, Phi.	73	2543	34.8
Bridges, Pho.	82	2854	34.8
Murray, S.A.	68	2366	34.8
LaVine, Chi.	67	2328	34.7
McCollum, Por.-N.O.	62	2145	34.6

STEALS PER GAME

	G	STL	AVG
Murray, S.A.	68	138	2.03
Paul, Pho.	65	121	1.86
Trent, Tor.	70	122	1.74
Thybulle, Phi.	66	115	1.74
Haliburton, Sac.-Ind.	77	134	1.74
VanVleet, Tor.	65	111	1.71
Smart, Bos.	71	119	1.68
Jones, N.O.	78	130	1.67
Holiday, Mil.	67	108	1.61
Ball, Cha.	75	119	1.59
Mitchell, Utah	67	99	1.48
Jokic, Den.	74	109	1.47
Edwards, Min.	72	105	1.46
Covington, Por.-LA-C.	71	103	1.45
Crowder, Pho.	67	95	1.42
Melton, Mem.	73	103	1.41
Okeke, OrL.	70	97	1.39
Payton, G.S.	71	96	1.35
Vanderbilt, Min.	74	99	1.34
Conley, Utah	72	96	1.33

BLOCKS PER GAME

	G	BLK	AVG
Jackson, Mem.	78	177	2.27
R. Williams, Bos.	61	134	2.20
Gobert, Utah	66	137	2.08
Robinson, N.Y.	72	132	1.83
Poeltl, S.A.	68	118	1.74
Mobley, Cle.	69	115	1.67
Bamba, OrL.	71	118	1.66
Whiteside, Utah	65	103	1.58
Embiid, Phi.	68	99	1.46
Gafford, Was.	72	99	1.38
G.Antetokounmpo, Mil.	67	91	1.36
Horford, Bos.	69	92	1.33
Covington, Por.-LA-C	71	91	1.28
Capela, Atl.	74	93	1.26
Hartenstein, LA-C	68	77	1.13
Towns, Min.	74	83	1.12
Stewart, Det.	71	78	1.10
McGee, Pho.	74	81	1.09
Thybulle, Phi.	66	81	1.08
Clarke, Mem.	64	68	1.06

**THE
OPPONENTS**





OPPONENTS

ATLANTA HAWKS



NATE McMILLAN

COACHING STAFF

HEAD COACH:

Nate McMillan

COLLEGE:

North Carolina State

NBA COACHING RECORD:

Atlanta: Entering 3rd season, 70-50 (.583)

Overall: Entering 19th season, 731-638 (.534)

ASSISTANT COACHES:

Joe Prunty

Mike Longabardi

Jamelle McMillan

Matt Hill

Nick Van Exel

HEAD ATHLETIC TRAINER:

Scottie Parker

TEAM DIRECTORY

ADDRESS:

101 Marietta St.
Suite 1900
Atlanta, GA 30303
(404) 878-3800
www.hawks.com

**CHAIR OF BOARD OF DIRECTORS/
NBA GOVERNOR**

Tony Ressler

CHIEF EXECUTIVE OFFICER

Steve Koonin

GENERAL MANAGER

Travis Schlenk

ASSISTANT GENERAL MANAGER

Landry Fields

**SENIOR VICE PRESIDENT OF PUBLIC
RELATIONS**

Garin Narain

DIRECTOR OF MEDIA RELATIONS

Jon Steinberg

MANAGER OF MEDIA RELATIONS

Billy Hartman

TEAM COLORS

Torch Red, Georgia Granite Gray,
Volt Green

HOME COURT

State Farm Arena
(16,888, opened 1999)

FRANCHISE HISTORY

Tri-Cities Blackhawks, 1949-51
Milwaukee Hawks, 1951-55
St. Louis Hawks, 1955-68
Atlanta Hawks, 1968-69 to Present

RADIO

92.9 FM-The Game
Steve Holman and Mike Conti

TELEVISION

Bally Sports Southeast
Bob Rathbun and Dominique Wilkins

2021-22 SEASON RECAP

RECORD: 43-39
SOUTHEAST DIVISION: 9-7
EASTERN CONFERENCE: 26-26
PLAYOFFS: Lost to Miami, 4-1, First Round

HOME: 27-14
ROAD: 16-25
FINISH: 2nd in Division; 8th in Conference

2022-23 VS. INDIANA

(ALL TIMES ET)

12/27 at Indiana 7:30 p.m. 3/25 at Atlanta 5:00 p.m.
1/13 at Indiana 7:00 p.m.

SERIES RECORD

OVERALL:

Indiana 94 wins
Atlanta 107 wins

at INDIANA

Indiana 62 wins
Atlanta 38 wins

at ATLANTA

Indiana 32 wins
Atlanta 68 wins

at NEW ORLEANS

Indiana 0 wins
Atlanta 1 win

PLAYOFFS

Indiana 18 wins
Atlanta 13 wins

SERIES HIGHS

POINTS:

PACERS: 42, Butch Carter, 4/11/84
HAWKS: 49, Trae Young, 11/29/19 (OT)

REBOUNDS:

PACERS: 20, Dale Davis, 1/30/96
HAWKS: 25, John Collins, 4/10/19

ASSISTS:

PACERS: 15, Detlef Schrempf, 1/11/92
Pooh Richardson, 11/5/93
HAWKS: 16, Eddie Johnson, 4/13/85
Doc Rivers, 4/13/87
Trae Young, 3/28/22

LARGEST MARGINS OF VICTORY

PACERS' LARGEST WIN vs. HAWKS:
27 123-96, at Market Square Arena, 2/21/90
116-89, at Phillips Arena, 12/29/99

HAWKS' LARGEST WIN vs. PACERS:
31 123-92, at The Omni, 1/28/86



ATLANTA HAWKS

SERIES RESULTS

DATE	IND-ATL	DATE	IND-ATL	DATE	IND-ATL	DATE	IND-ATL
*11/24/76	W 115-93	*11/27/87	W 88-86	*11/19/99	L 99-105	*12/28/15	W 93-87
1/6/77	W 103-95	12/15/87	L 91-93	12/29/99	W 116-89	*1/28/16	W 111-92
*3/25/77	W 103-95	2/23/88	L 111-131	3/15/00	W 113-107	2/5/16	L 96-102
4/27/77	W 106-99	*2/26/88	L 101-116	*4/19/00	W 111-92	3/13/16	L 75-104
*12/21/77	W 109-98	*4/3/88	L 100-102	12/23/00	L 87-91	*11/23/16	L 85-96
12/28/77	L 92-99	4/20/88	W 116-98	*1/18/01	W 84-76	3/5/17	W 97-96
1/21/78	L 100-111	11/8/88	L 107-112	*3/16/01	W 103-97	*4/12/17	W 104-86
*2/2/78	L 105-107	12/23/88	L 114-131	3/29/01	L 93-104	12/20/17	W 105-95
*10/13/78	W 117-104	*1/4/89	W 116-113	*11/20/01	W 106-102	*2/23/18	W 116-93
12/13/78	L 101-117	2/23/89	L 97-100	12/18/01	W 103-100	2/28/18	L 102-107
*1/7/79	W 112-97	*4/2/89	L 109-132	*3/17/02	W 85-68	*3/9/18	W 112-87
1/23/79	W 110-107	*4/18/89	L 114-121	4/4/02	L 94-95	*11/17/18	W 97-89
*10/13/79	W 115-101	11/3/89	W 126-103	*12/23/02	W 112-97	12/26/18	W 129-121
10/18/79	L 85-115	*12/30/89	W 105-98	*2/14/03	W 98-97 OT	*12/31/18	W 116-108
*12/22/79	W 130-110	*2/21/90	W 123-96	2/16/03	L 86-99	4/10/19	W 135-134
2/27/80	L 111-116	*2/28/90	L 99-102	3/22/03	L 89-92	*11/29/19	W 105-104 OT
*3/7/80	L 94-99	3/16/90	L 104-106 OT	11/1/03	W 103-99 OT	12/13/19	W 110-100
3/16/80	L 90-95	11/3/90	L 120-121	*12/12/03	W 103-92	1/4/20	L 111-116
10/21/80	W 121-116	1/4/91	L 96-111	*1/14/04	W 85-78	2/13/21	W 125-113
*10/24/80	W 104-97	*1/15/91	L 106-117	1/19/04	W 100-97	4/18/21	L 117-129
*11/26/80	W 110-89	*3/26/91	W 123-113	*11/17/04	W 93-86	*5/6/21	W 133-126
1/2/81	W 109-106	4/6/91	L 110-137	12/14/04	W 108-97 OT	*12/1/21	L 111-114
*2/18/81	L 96-99	12/17/91	L 113-117	2/5/05	W 84-79	2/8/22	L 112-133
3/26/81	W 115-107	*1/11/92	W 138-115	*11/25/05	L 85-87	3/13/22	L 128-131
11/21/81	L 100-107	*1/31/92	W 115-106 OT	1/23/06	L 94-104	*3/28/22	L 123-132
*12/22/81	W 92-88	3/6/92	W 115-113 OT	*2/24/06	L 112-117		
3/13/82	L 90-110	*4/1/92	W 137-117	3/29/06	L 93-94		
*3/26/82	L 87-100	12/1/92	L 107-119	12/22/06	W 100-90		
*4/15/82	W 108-102	*12/4/92	W 122-106	*1/9/07	L 91-72		
4/16/82	L 91-109	*3/4/93	W 136-111	*3/17/07	W 113-90		
11/27/82	L 98-117	4/20/93	L 102-111	4/17/07	L 102-118		
*12/15/82	L 101-107	11/5/93	L 110-116	12/26/07	L 95-107		
*2/27/83	L 107-125	12/16/93	W 99-81	*1/4/08	W 113-91		
3/1/83	L 106-109	*1/15/94	W 94-91	*4/8/08	W 112-98		
*3/22/83	L 102-111	3/5/94	L 88-90	*11/18/08	W 113-96		
4/2/83	L 99-109	*3/18/94	L 78-81	*12/30/08	L 104-110		
11/22/83	L 93-104	11/4/94	W 94-92	3/13/09	L 87-101		
*12/9/83	W 110-104	*12/14/94	W 81-79	4/10/09	L 118-122		
*1/2/84	W 96-86	*1/20/95	W 99-89	10/28/09	L 109-120		
1/13/84	L 108-117	4/7/95	L 90-102	*12/26/09	L 98-110		
4/7/84	L 103-122	*4/23/95	W 103-87	3/28/10	L 84-94		
*4/11/84	L 111-114	11/3/95	W 111-106	*11/16/10	L 92-102		
11/17/84	L 108-118	1/17/96	L 93-102	12/11/10	L 83-97		
*12/10/84	L 98-104	*1/30/96	W 107-90	1/8/11	L 93-108		
*1/15/85	L 113-120	*4/8/96	W 97-95	*4/8/11	W 114-102		
*1/29/85	L 106-115	2/19/97	L 87-100	*1/11/12	W 96-84		
*3/27/85	L 99-125	*3/12/97	W 92-82	2/8/12	L 87-97		
4/13/85	L 117-122	3/19/97	L 95-107	*3/6/12	L 96-101		
*12/13/85	W 109-89	*4/11/97	L 92-104	11/7/12	L 86-89		
1/28/86	L 92-123	*11/12/97	L 86-89	12/29/12	L 100-109		
*2/6/86	L 85-100	2/14/98	W 96-92	*2/5/13	W 114-103		
2/21/86	L 98-106	4/9/98	W 105-102 OT	*3/25/13	W 100-94		
*3/28/86	L 92-100	*4/15/98	W 82-70	1/8/14	L 87-97		
4/12/86	L 91-108	*3/16/99	L 79-85	2/4/14	W 89-85		
*12/5/86	W 119-113	3/24/99	L 102-103	*2/18/14	W 108-98		
1/27/87	L 98-114	*3/29/99	L 82-83	*4/6/14	L 88-107		
2/20/87	W 107-105	4/30/99	W 92-90 OT	11/1/14	L 92-102		
*3/3/87	L 108-109			*12/8/14	L 92-108		
3/28/87	W 120-114			1/21/15	L 91-110		
*4/13/87	L 101-102						

PLAYOFFS

4/24/87	L 94-110
4/26/87	L 93-94
*4/29/87	W 96-87
*5/1/87	L 97-101
*5/10/94	W 96-85
5/12/94	L 69-92
*5/14/94	W 101-81
*5/15/94	W 102-86
5/17/94	L 76-88
*5/19/94	W 98-79
*4/27/95	W 90-82
*4/29/95	W 105-97
5/2/95	W 105-89
*4/25/96	L 80-92
*4/27/96	W 102-94 OT
4/29/96	L 83-90
5/2/96	W 83-75
*5/5/96	L 87-89
*4/21/13	W 107-90
*4/24/13	W 113-98
4/27/13	L 69-90
4/29/13	L 91-102
*5/1/13	W 106-83
5/3/13	W 81-73
*4/19/14	L 93-101
*4/22/14	W 101-85
4/24/14	L 85-98
4/26/14	W 91-88
*4/28/14	L 97-107
5/1/14	W 95-88
*5/3/14	W 92-80

* at INDIANAPOLIS
** at NEW ORLEANS
OT OVERTIME





OPPONENTS

BOSTON CELTICS



JOE MAZULLA

COACHING STAFF

INTERIM HEAD COACH:

Joe Mazulla

COLLEGE:

West Virginia

NBA COACHING RECORD:

Boston: Entering 1st season

Overall: Same

ASSISTANT COACHES: HEAD ATHLETIC TRAINER:

Ben Sullivan Art Horne

Damon Stoudamire

Aaron Miles

Garrett Jackson

TEAM DIRECTORY

ADDRESS:

226 Causeway St.
Fourth Floor
Boston, MA 02114
(617) 854-8000
www.celtics.com

MANAGING PARTNER, GOVERNOR & CHIEF EXECUTIVE OFFICER

Wyc Grousbeck

PRESIDENT

Rich Gotham

PRESIDENT OF BASKETBALL OPERATIONS

Brad Stevens

SENIOR VICE PRESIDENT, COMMUNICATIONS

Christian Megliola

VICE PRESIDENT, MEDIA SERVICES/ ALUMNI RELATIONS

Jeff Twiss

SENIOR DIRECTOR OF PUBLIC RELATIONS

Heather Walker

MEDIA SERVICES MANAGER

Brian Olive

TEAM COLORS

Green, Gold, Beige, Brown, Black, White

HOME COURT

TD Garden
[18,624; opened 1995]

FRANCHISE HISTORY

Boston Celtics, 1946-47 to present

RADIO

98.5 The Sports Hub
Sean Grande and Cedric Maxwell

TELEVISION

NBC Sports Boston
Mike Gorman, Brian Scalabrine and Abby Chin

2021-22 SEASON RECAP

RECORD:	51-31	HOME:	28-13
ATLANTIC DIVISION:	9-7	ROAD:	23-18
EASTERN CONFERENCE:	33-19	FINISH:	1st in Division; 2nd in Conference
PLAYOFFS:	Defeated Brooklyn, 4-0, First Round; Defeated Milwaukee, 4-3, Eastern Conference Semifinals; Defeated Miami, 4-3, Eastern Conference Finals, Lost to Golden State, 4-2, NBA Finals		

2022-23 VS. INDIANA

(ALL TIMES ET)

12/21	at Boston	7:30 p.m.	3/24	at Boston	7:00 p.m.
2/23	at Indiana	7:00 p.m.			

SERIES RECORD

OVERALL:

Indiana 82 wins
Boston 104 wins

at INDIANA

Indiana 55 wins
Boston 39 wins

at BOSTON

Indiana 26 wins
Boston 59 wins

at HARTFORD

Indiana 1 win
Boston 5 wins

at SPRINGFIELD

Indiana 0 wins
Boston 1 win

PLAYOFFS

Indiana 12 wins
Boston 17 wins

SERIES HIGHS

POINTS:

PACERS: 39, Reggie Miller, 2/26/96
CELTICS: 53, Larry Bird, 3/30/83

REBOUNDS:

PACERS: 22, Dale Davis, 11/20/93
Jermaine O'Neal, 4/29/03
Domantas Sabonis, 1/10/22
CELTICS: 23, Robert Parish, 12/1/81

ASSISTS:

PACERS: 17, Don Buse, 1/26/77
Mark Jackson, 1/11/96
Mark Jackson, 2/27/96
CELTICS: 17, Rajon Rondo, 12/3/08
Rajon Rondo, 2/27/09

LARGEST MARGINS OF VICTORY

PACERS' LARGEST WIN vs. CELTICS:
31 102-71, at Hartford Civic Center, 11/22/93

CELTICS' LARGEST WIN vs. PACERS:
31 125-94, at Boston Garden, 1/25/85
133-102, at Boston Garden, 11/5/86



BOSTON CELTICS

SERIES RESULTS

DATE	IND-BOS	DATE	IND-BOS	DATE	IND-BOS	DATE	IND-BOS
*10/21/76	L 122-129	11/11/87	L 106-120	11/14/01	L 93-101	*11/25/17	L 98-108
1/12/77	W 112-101	*11/15/87	L 98-103	1/23/02	L 94-98	*12/18/17	L 111-112
*1/26/77	W 121-101	2/3/88	L 103-118	*4/2/02	L 94-105	2/9/18	W 97-91
*1/31/78	L 94-104	***3/11/88	L 112-122	1/17/03	L 93-98	3/11/18	W 99-97
*2/7/78	L 89-92	*3/15/88	L 113-119	*2/1/03	W 109-100	*11/3/18	W 102-101
4/2/78	W 123-120	1/11/89	W 127-108	2/26/03	L 69-71	1/9/19	L 108-135
*12/2/78	L 110-117	*1/25/89	W 103-94	*3/19/03	W 102-72	3/29/19	L 116-121
12/20/78	L 105-121	2/8/89	L 102-109	*11/11/03	L 76-78	*4/5/19	L 97-117
*1/26/79	W 119-106	*3/16/89	L 99-111	1/2/04	W 103-90	*12/11/19	W 122-117
2/9/79	L 101-112	*4/21/89	W 120-110	*1/31/04	W 99-98	*3/10/20	L 111-114
*10/20/79	W 131-128	*11/21/89	W 119-111	3/12/04	W 99-81	*12/27/20	W 108-107
11/23/79	L 103-118	11/24/89	W 118-111	11/5/04	W 100-94	*12/29/20	L 111-116
*12/1/79	L 102-106	1/19/90	L 104-109	*11/23/04	W 106-96	2/26/21	L 112-118
2/8/80	L 108-130	*3/27/90	W 101-96	1/26/05	L 86-100	1/10/22	L 98-101
*3/11/80	W 114-108	12/26/90	L 132-152	12/14/05	L 71-85	*1/12/22	L 100-119
***1/18/80	L 102-114	*2/24/91	W 115-109	3/3/06	L 98-99	*2/27/22	W 128-107
*10/18/80	W 103-99	***3/4/91	L 101-126	*3/19/06	L 88-103	4/1/22	L 123-128
*11/19/80	L 91-103	*3/22/91	W 121-109	*4/12/06	W 117-112		
1/23/81	L 103-104	11/20/91	L 101-116	11/15/06	L 88-114	PLAYOFFS	
2/5/81	L 98-111	*2/23/92	W 102-95	1/10/07	W 97-84	4/26/91	L 120-127
*3/6/81	W 110-104	2/26/92	L 109-130	*1/30/07	W 103-96	4/28/91	W 130-118
***3/13/81	W 101-94	*4/3/92	W 101-97	*4/7/07	W 105-98	*5/1/91	L 105-112
11/6/81	L 94-111	*12/16/92	W 114-91	*11/13/07	L 86-101	*5/3/91	W 116-113
*12/1/81	W 90-87	1/6/93	L 94-103	*2/12/08	L 97-104	5/5/91	L 121-124
1/20/82	L 103-112	*2/23/93	W 113-86	4/2/08	L 77-92	4/23/92	L 113-124
*2/2/82	L 105-109	4/13/93	L 90-96	*11/1/08	W 95-79	4/25/92	L 112-119
3/10/82	L 100-121	*11/20/93	W 100-94	12/3/08	L 96-114	*4/27/92	L 98-102
11/3/82	L 104-111	11/22/93	W 102-71	*12/7/08	L 117-122	*4/19/03	L 100-103
*1/18/83	L 126-130	3/30/94	W 103-99	2/27/09	L 99-104	*4/21/03	W 89-77
*2/4/83	L 93-102	*4/11/94	W 121-108	*11/14/09	W 113-104	4/24/03	L 83-101
*3/29/83	W 130-101	*11/5/94	W 112-103	12/22/09	L 94-103	4/27/03	L 92-102
3/30/83	L 116-142	1/11/95	L 97-100	3/12/10	L 103-122	*4/29/03	W 93-88
11/4/83	L 105-121	2/27/95	W 108-97	2/19/10	L 88-99	5/1/03	L 90-110
*11/8/83	L 97-99	*3/4/95	L 101-107	*12/28/10	L 83-95	*4/17/04	W 104-88
*12/7/83	L 95-100	1/26/96	W 107-90	3/16/11	L 80-92	*4/20/04	W 103-90
***1/20/84	L 125-132	*2/2/96	W 116-108	*3/28/11	W 107-100	4/23/04	W 108-85
2/3/84	L 106-125	2/26/96	W 122-119	1/6/12	W 87-74	4/25/04	W 90-75
*3/20/84	W 123-121	*3/26/96	W 103-96	*1/14/12	W 97-83	4/23/05	L 82-102
*11/12/84	L 115-132	11/6/96	L 84-94	1/27/12	L 87-94	4/25/05	W 82-79
12/21/84	L 107-117	*12/13/96	W 97-94	*4/7/12	L 72-86	*4/28/05	W 99-76
*1/18/85	W 91-86	*3/4/97	W 98-95	1/4/13	L 75-94	*4/30/05	L 79-110
1/25/85	L 94-125	1/18/98	W 103-96	*3/6/13	L 81-83	5/3/05	W 90-85
*2/24/85	L 100-113	*1/24/98	W 95-88	11/22/13	W 97-82	*5/5/05	L 89-92
4/3/85	L 103-119	*3/8/98	W 104-100	*12/22/13	W 106-79	5/7/05	W 97-70
11/13/85	L 114-118	4/12/98	W 93-87	3/1/14	W 102-97	4/14/19	L 74-84
*11/16/85	W 111-109	*3/14/99	W 99-96	*3/11/14	W 94-83	4/17/19	L 91-99
*1/2/86	L 104-122	3/28/99	W 101-93	11/7/14	L 98-101	*4/19/19	L 96-104
*1/17/86	L 105-123	4/19/99	W 120-104	*1/9/15	W 107-103	*4/21/19	L 106-110
***2/23/86	L 98-113	*11/6/99	W 115-108	*3/14/15	L 89-93		
3/19/86	L 108-127	11/22/99	L 85-95	4/1/15	L 87-100		
11/5/86	L 102-133	*2/1/00	W 99-96	*11/4/15	W 100-98		
12/17/86	L 101-113	2/9/00	W 113-104	11/11/15	W 102-91		
1/21/87	L 100-130	12/8/00	W 104-91	1/13/16	L 94-103		
*1/30/87	L 94-100	*1/31/01	L 96-102	*3/15/16	W 103-98		
*3/13/87	W 116-109	3/30/01	W 92-87	*11/12/16	L 99-105		
4/15/87	L 85-108	*4/13/01	W 113-108	*12/22/16	L 102-109		
				3/22/17	L 100-109		

* at INDIANAPOLIS
 ** at SPRINGFIELD, MASS.
 *** at HARTFORD, CONN.
 OT OVERTIME





OPPONENTS

BROOKLYN NETS



STEVE NASH

COACHING STAFF

HEAD COACH:

Steve Nash

COLLEGE:

Santa Clara

NBA COACHING RECORD:

Brooklyn: Entering 3rd season, 92-62 (.597)

Overall: Same

ASSISTANT COACHES:

Jacque Vaughn
David Vanterpool
Brian Keefe

HEAD ATHLETIC TRAINER:

Sebastien Poirier

TEAM DIRECTORY

ADDRESS:

15 MetroTech Center, 11th Floor
Brooklyn, NY 11201
(718) 933-3000
www.BrooklynNets.com

NBA GOVERNOR

Joe Tsai

ALTERNATE GOVERNOR

Oliver Weisberg

GENERAL MANAGER

Sean Marks

SENIOR DIRECTOR OF PUBLIC RELATIONS

Aaron Harris

SENIOR MANAGER OF PUBLIC RELATIONS

Eli Pearlstein

PUBLIC RELATIONS COORDINATOR

Megan Walsh

TEAM COLORS

Black and White

HOME COURT

Barclays Center
(19,000, opened 2012)

FRANCHISE HISTORY

New Jersey Americans (ABA), 1967-68
New York Nets (NBA), 1976-77
New Jersey Nets (NBA), 1977-2012
Brooklyn Nets (NBA) 2012 to present

RADIO

WFAN (660 AM/101.9 FM)
Chris Carrino and Tim Capstraw

TELEVISION

YES Network
Ian Eagle, Ryan Ruocco, Sarah Kustok,
Richard Jefferson, Michael Grady

2021-22 SEASON RECAP

RECORD:	44-38	HOME:	20-21
ATLANTIC DIVISION:	10-6	ROAD:	24-17
EASTERN CONFERENCE:	31-21	FINISH:	4th in Division; 7th in Conference
PLAYOFFS:	Lost to Boston, 4-0, First Round		

2022-23 VS. INDIANA

(ALL TIMES ET)

10/29	at Brooklyn.....	7:30 p.m.	11/25	at Indiana.....	8:00 p.m.
10/31	at Brooklyn.....	7:30 p.m.	12/10	at Indiana.....	7:00 p.m.

SERIES RECORD

OVERALL (NBA):

Indiana 108 wins
Brooklyn 80 wins

at INDIANA (NBA ONLY):

Indiana 64 wins
Brooklyn 30 wins

at BROOKLYN:

Indiana 10 wins
Brooklyn 7 wins

at NEW JERSEY (NBA ONLY):

Indiana 32 wins
Brooklyn 43 wins

at NEW YORK (NBA ONLY):

Indiana 2 wins
Brooklyn 0 wins

PLAYOFFS (NBA):

Indiana 4 wins
Brooklyn 7 wins

OVERALL (ABA):

Indiana 43 wins
New Jersey 37 wins

PLAYOFFS (ABA):

Indiana 4 wins
New Jersey 2 wins

SERIES HIGHS

POINTS:

PACERS: 43, Jalen Rose, 10/30/01
NETS: 50, John Williamson, 4/4/78

REBOUNDS:

PACERS: 22, Darnell Hillman, 12/23/76
NETS: 23, Buck Williams, 3 OT, 10/30/85

ASSISTS:

PACERS: 17, Scott Skiles, 12/28/88
NETS: 20, Stephon Marbury, 4/25/99

LARGEST MARGINS OF VICTORY

PACERS' LARGEST WIN vs. NETS:

32 124-92, at Conseco Fieldhouse,
1/28/11

NETS' LARGEST WIN vs. PACERS:

29 115-86, at Brendan Byrne Arena,
4/10/82



BROOKLYN NETS

SERIES RESULTS

DATE	IND-BKN	DATE	IND-BKN	DATE	IND-BKN	DATE	IND-BKN
*11/1/67	W 123-113	10/29/76	W 90-89	*12/19/92	W 124-110	12/27/14	W 110-85
*12/5/67	W 121-106	*12/23/76	W 96-94	1/18/93	L 97-100	*3/21/15	L 111-123
*12/26/67	W 117-107	*1/8/77	W 80-73	4/6/93	W 98-85	3/31/15	L 106-111
1/19/68	L 110-122	4/1/77	W 89-88	*4/14/93	W 109-90	*12/18/15	W 104-97
1/20/68	L 96-106	11/18/77	W 124-116	11/11/93	W 108-105 OT	2/3/16	W 114-100
2/2/68	W 113-103	*1/16/78	W 120-112 OT	*12/18/93	W 108-98	3/26/16	L 110-120
*2/7/68	W 106-105	2/8/78	L 138-140 OT	*3/4/94	W 126-110	*4/10/16	W 129-105
2/10/68	L 112-124	*4/4/78	L 121-129	3/11/94	L 73-87	10/28/16	L 94-103
3/5/68	L 111-121	*10/24/78	L 95-97	*12/30/94	W 96-79	*11/25/16	W 118-87
*3/9/68	W 120-99	*2/7/79	L 84-90	1/3/95	L 103-114	*1/5/17	W 121-109
11/17/68	W 114-91	2/16/79	W 105-100	2/22/95	W 113-94	2/3/17	W 106-97
12/10/68	L 102-117	*10/16/79	W 113-100	*3/27/95	W 98-87	*10/18/17	W 140-131
12/22/68	W 125-110	11/2/79	L 93-115	12/8/95	L 89-91	12/17/17	W 109-97
*12/31/68	W 123-105	12/28/79	L 101-116	*2/13/96	L 92-101	*12/23/17	W 123-119 OT
*1/16/69	W 96-94	*2/13/80	L 96-98	2/14/96	L 87-88	2/14/18	W 108-103
2/16/69	L 96-112	3/4/80	L 109-114	*3/31/96	W 118-100	*10/20/18	W 132-112
2/26/69	W 113-104	*3/19/80	W 125-112	12/27/96	L 94-105	12/21/18	W 114-106
*3/7/69	W 143-124	10/10/80	W 110-91	*12/29/96	L 102-100 OT	*4/7/19	L 96-108
3/17/69	W 122-112	*11/1/80	W 113-100	*2/2/97	W 92-90	10/30/19	W 102-95
*3/13/69	W 125-87	*12/23/80	W 125-109	2/6/97	W 104-100	11/18/19	W 115-86
*3/18/69	W 143-114	1/4/81	W 113-104	10/31/97	L 95-97	*2/10/20	L 105-106
11/5/69	W 104-98	*1/7/81	L 122-103	*12/30/97	W 109-91	2/20/21	L 94-104
*11/7/69	W 118-108	2/13/81	L 100-103	*3/20/98	W 99-92	*3/17/21	L 115-124
11/28/69	L 113-121 OT	11/8/81	L 86-89	*2/21/99	W 80-79	*4/29/21	L 113-130
*1/2/70	L 112-125	*12/12/81	W 101-88	*3/10/99	W 93-82	10/29/21	L 98-105
1/9/70	W 111-104	12/28/81	W 103-95	3/26/99	W 100-91	*1/5/22	L 121-129
1/18/70	W 129-111	*2/1/82	W 118-107	4/25/99	L 98-120	4/10/22	L 126-134
1/25/70	L 83-96	*3/20/82	W 104-101	11/2/99	W 119-112		
*2/4/70	L 92-102	4/10/82	L 86-115	*1/4/00	W 116-111		
*3/4/70	W 105-97	*1/21/83	L 114-120	3/28/00	L 106-111	*5/5/22	W 124-103
*3/2/70	W 114-97	2/1/83	L 111-120	*4/5/00	W 105-101	*5/9/22	L 115-117
*4/5/70	L 99-104	2/8/83	L 90-105	11/18/00	L 92-97	5/12/22	W 114-108
11/27/70	L 97-99	*2/22/83	L 108-110	*12/5/00	W 88-64	5/15/22	L 105-110
12/9/70	W 129-108	4/6/83	L 110-121	*3/4/01	L 96-120	*5/18/22	W 100-99
12/18/70	W 129-117	*4/17/83	L 99-112	4/8/01	W 108-83	*5/20/22	W 108-105
*1/9/71	W 116-88	*11/12/83	W 111-101	10/30/01	L 97-103	4/20/02	W 89-83
*1/27/71	W 116-100	*12/12/83	L 106-118	*11/13/01	L 82-91	4/22/02	L 79-85
*2/6/71	W 110-109 OT	*1/15/84	L 134-140 OT	*12/21/01	W 100-94	*4/26/02	L 84-85
12/7/71	W 119-114	2/23/84	L 103-110	12/29/01	L 93-98 OT	*4/30/02	W 97-74
*12/31/71	W 104-100	*3/17/84	L 98-100	11/1/02	L 91-102	5/2/02	L 109-120
2/23/72	L 106-108	4/4/84	L 111-112	2/20/03	L 91-98	4/23/06	W 90-88
*3/19/72	L 117-121	11/3/84	L 117-118	*4/16/03	W 90-83	4/25/06	L 75-90
3/28/72	L 86-92	11/30/84	L 100-123	11/6/03	W 87-81	*4/27/06	W 107-95
*10/21/72	L 104-113	*12/15/84	W 112-100	*12/27/03	L 75-82	*4/29/06	L 88-97
12/3/72	W 113-110	*3/12/85	W 109-108	1/17/04	W 90-84	5/2/06	L 86-92
*1/23/73	W 110-103	3/17/85	L 105-129	*4/9/04	W 90-80	*5/4/06	L 90-96
2/9/73	W 115-98	*10/26/85	W 119-92	12/30/04	W 96-83		
2/25/73	L 97-118	10/30/85	L 138-147 3OT	*3/20/05	L 85-94		
*2/26/73	W 112-107	12/14/85	L 99-105	3/22/05	L 91-98		
*3/16/73	W 98-89	*12/21/85	L 98-102	*4/13/05	W 90-86		
3/25/73	L 115-118 OT	*2/4/86	W 117-101	*11/11/05	W 102-90		
*10/10/73	W 118-99	11/13/86	W 120-117 OT	1/16/06	L 92-97		
11/25/73	W 126-124	*12/13/86	W 95-91	2/26/06	W 101-91		
*12/5/73	L 103-108	2/27/87	L 115-125	*11/17/06	L 91-100		
1/11/74	L 106-109	*3/15/87	W 123-99	1/15/07	L 95-105		
*2/6/74	L 100-121	*4/7/87	W 128-114	3/28/07	L 94-118		
3/3/74	W 120-99	4/18/87	W 112-103	*4/15/07	L 107-111		
3/11/74	L 117-124 2OT	12/10/87	W 108-91	2/22/08	W 113-103		
*3/17/74	W 117-105	*1/22/88	W 113-104	2/23/08	L 91-102		
11/1/74	W 99-97	2/27/88	W 106-98	3/26/08	L 117-124		
*11/23/74	W 104-95	3/20/88	W 102-96	*3/28/08	W 123-115		
*12/21/74	L 122-134	*3/25/88	W 101-100	*11/8/08	W 98-80		
1/8/75	W 127-119	*4/11/88	W 95-93	11/12/08	W 98-87		
*1/15/75	W 111-106	*12/17/88	L 92-100	*12/23/08	L 107-108		
1/26/75	L 111-115	12/28/88	L 101-118	11/17/09	W 91-83		
3/17/75	L 116-124	*1/14/89	L 97-106	*12/11/09	W 107-91		
*3/19/75	L 110-119	3/21/89	W 92-89	1/15/10	W 121-105		
10/26/75	L 111-118	12/14/89	W 102-78	*4/10/10	W 115-102		
*11/5/75	L 102-199	*2/27/90	W 118-113	*1/28/11	W 124-92		
*12/11/75	L 123-124 OT	*3/23/90	W 125-109	2/6/11	W 105-86		
12/14/75	L 93-99	4/14/90	W 124-113	3/21/11	W 102-98		
*1/3/76	L 90-105	*11/2/90	W 100-81	1/2/12	W 108-94		
1/4/76	L 98-119	*12/13/90	W 104-105	*1/31/12	W 106-99		
1/11/76	L 102-112	2/26/91	L 104-129	*2/16/12	W 93-88		
1/30/76	W 127-107	4/16/91	W 132-126	3/28/12	L 84-100		
2/1/76	L 106-116	*12/21/91	W 118-109 OT	1/13/13	L 86-97		
*2/8/76	L 104-110	2/21/92	L 101-105	*2/11/13	L 84-89 OT		
*2/18/76	L 111-112 OT	*4/5/92	L 120-128	*4/12/13	L 109-117		
2/29/76	L 118-130	4/16/92	W 119-113	11/9/13	W 96-91		
*3/31/76	W 116-106			12/23/13	W 103-86		
				*12/28/13	W 105-91		
				*2/1/14	W 97-96		

PLAYOFFS

*5/5/72	W	124-103
*5/9/72	L	115-117
5/12/72	W	114-108
5/15/72	L	105-110
*5/18/72	W	100-99
*5/20/72	W	108-105
4/20/02	W	89-83
4/22/02	L	79-85
*4/26/02	L	84-85
*4/30/02	W	97-74
5/2/02	L	109-120
4/23/06	W	90-88
4/25/06	L	75-90
*4/27/06	W	107-95
*4/29/06	L	88-97
5/2/06	L	86-92
*5/4/06	L	90-96

* at INDIANAPOLIS
OT DURATION
ABA Series



BROOKLYN



OPPONENTS

CHARLOTTE HORNETS



STEVE CLIFFORD

COACHING STAFF

HEAD COACH:

Steve Clifford

COLLEGE:

Maine-Farmington

NBA COACHING RECORD:

Charlotte: Entering 6th season, 196-214 (.478)

Overall: Entering 9th season, 96-131 (.423)

ASSISTANT COACHES:

Tyrone Corbin

Bob Beyer

Rex Walters

Bruce Krutetzer

Brian O'Connor

HEAD ATHLETIC TRAINER:

Joe Sharpe

TEAM DIRECTORY

ADDRESS:

Charlotte Hornets
333 E. Trade Street
Charlotte, NC 28202
(704) 688-8600
www.hornets.com

CHAIRMAN

Michael Jordan

MANAGING PARTNER

Curtis Polk

PRESIDENT & ALTERNATE GOVERNOR

Fred Whitefield

PRESIDENT OF BASKETBALL OPERATIONS

Mitch Kupchak

ASSISTANT GENERAL MANAGER

Buzz Peterson

CHIEF COMMUNICATIONS OFFICER

Mike Cristaldi

DIRECTOR, COMMUNICATIONS

Josh Rosen

DIRECTOR, COMMUNICATIONS

Brian Travis

MANAGER, COMMUNICATIONS

Maggie Yang

BASKETBALL COMMUNICATIONS COORDINATOR

Michael Martinez

TEAM COLORS

Purple, Teal, Light Blue, Cool Gray and Black

HOME COURT

Spectrum Center
(19,077, opened 2005)

FRANCHISE HISTORY

Charlotte Hornets
1988-89 to 2001-02; 2014 to Present
Charlotte Bobcats,
2004-05 to 2013-14

RADIO

WFNZ

Sam Farber and Matt Carroll

TELEVISION

Bally Sports Carolina

Eric Collins, Dell Curry and Ashley

ShahAhmadi

2021-22 SEASON RECAP

RECORD: 43-39

SOUTHEAST DIVISION: 8-8

EASTERN CONFERENCE: 21-20

PLAYOFFS: Did not qualify

HOME: 22-19

ROAD: 21-20

FINISH: 3rd in Division; 10th in Conference

2022-23 VS. INDIANA

(ALL TIMES ET)

11/16 at Charlotte 7:00 p.m.

3/20

at Charlotte 7:00 p.m.

1/8 at Indiana 5:00 p.m.

SERIES RECORD

OVERALL:

Indiana 70 wins

Charlotte 51 wins

at INDIANA

Indiana 46 wins

Charlotte 16 wins

at CHARLOTTE

Indiana 24 wins

Charlotte 35 wins

SERIES HIGHS

POINTS:

PACERS: 57, Reggie Miller, 11/28/92

HORNETS: 41, Johnny Newman, 1/25/92

REBOUNDS:

PACERS: 18, LaSalle Thompson, 1/6/90

Dale Davis, 11/16/93

Domantas Sabonis, 12/29/21

HORNETS: 23, Emeka Okafor, 11/9/07

ASSISTS:

PACERS: 19, Mark Jackson, 3/28/97

HORNETS: 19, Raymond Felton, 12/30/06

LARGEST MARGINS OF VICTORY

PACERS' LARGEST WIN vs. HORNETS:

39 119-80, at Bankers Life Fieldhouse, 2/25/20

HORNETS' LARGEST WIN vs. PACERS:

39 129-90, at Charlotte Coliseum, 4/6/94



CHARLOTTE HORNETS

SERIES RESULTS

DATE	IND-CHA	DATE	IND-CHA	DATE	IND-CHA	DATE	IND-CHA
*12/13/88	W 115-104	2/24/96	W 104-90	11/16/05	L 90-122	11/27/13	W 99-74
12/14/88	L 106-115	*3/3/96	W 103-101	*11/18/05	W 93-85	*12/13/13	W 99-94
2/18/89	L 114-119	3/19/96	L 94-102	*1/18/06	W 98-92	3/5/14	L 87-109
*4/15/89	W 115-105	*4/15/96	W 90-87	4/15/06	L 91-92 OT	*11/19/14	W 88-86
1/6/90	L 111-117	*11/21/96	L 87-90	11/1/06	W 106-99	1/17/15	L 71-80 OT
*2/13/90	W 128-105	*1/28/97	L 97-98	*12/30/06	L 102-113	2/8/15	W 103-102
*12/21/90	W 137-114	1/29/97	W 106-95	4/6/07	W 112-102	*4/3/15	W 93-74
*1/30/91	W 123-105	3/28/97	W 116-115	11/9/07	L 87-96	*2/10/16	L 95-117
2/19/91	W 115-102	11/8/97	L 82-89	12/31/07	L 103-107 OT	*2/26/16	L 95-96
*3/5/91	W 112-101	*11/22/97	L 94-95	*3/19/08	W 102-95	3/4/16	L 101-108
4/9/91	W 122-120	*3/27/98	W 133-96	*4/12/08	L 103-107	11/7/16	L 100-122
11/22/91	L 110-112	4/3/98	L 89-96	*11/28/08	L 108-115 OT	*12/12/16	W 110-94
1/25/92	L 105-107	4/2/99	W 87-81	*1/25/09	W 98-93	3/6/17	L 88-100
*2/17/92	W 128-117	*4/10/99	L 90-92	2/18/09	L 94-103	*3/15/17	W 98-77
2/29/92	L 119-121	*4/29/99	W 115-110 OT	3/21/09	W 108-83	*1/29/18	W 105-96
*4/14/92	W 123-96	11/4/99	L 89-98	11/22/09	L 88-104	2/2/18	L 126-133
*11/13/92	W 110-109	*12/30/99	W 109-99	*12/16/09	W 101-98	4/8/18	W 123-117
11/28/92	W 134-122	*3/18/00	W 113-99	*3/16/10	W 99-94	*4/10/18	L 93-119
1/24/93	W 112-105	4/9/00	L 80-96	10/29/10	W 104-101	11/21/18	L 109-127
*2/26/93	W 137-105	12/6/00	L 88-91	*12/10/10	W 100-92	*1/20/19	W 120-95
*3/19/93	W 112-108	*12/9/00	W 99-96 OT	*2/9/11	W 104-103	*2/11/19	W 99-90
*11/16/93	L 93-102	*2/13/01	L 66-77	3/23/11	W 111-88	11/5/19	L 120-122 OT
2/2/94	W 124-112	2/26/01	L 72-82	*1/7/12	W 99-77	*12/15/19	W 107-85
*2/5/94	W 111-102	*1/25/02	W 90-81	*2/19/12	W 108-73	1/6/20	W 115-104
4/6/94	L 90-129	2/15/02	L 106-116	2/22/12	W 102-88	*2/25/20	W 119-80
11/19/94	W 102-89	3/20/02	L 88-94	11/2/12	L 89-90	1/27/21	W 116-106
*12/16/94	W 93-91	*3/24/02	L 84-99	*1/12/13	W 96-88	1/29/21	L 105-108
12/20/94	L 95-99	*11/26/04	W 82-77	1/15/13	W 103-76	*4/2/21	L 97-114
2/7/95	W 95-92 OT	12/29/04	W 74-71	*2/13/13	W 101-77	10/20/21	L 122-123
*4/9/95	W 97-68	*2/9/05	W 94-87			11/29/21	L 118-121
						*12/29/21	L 108-116
						*1/26/22	L 126-158

* at INDIANAPOLIS
OT OVERTIME





OPPONENTS

CHICAGO BULLS



BILLY DONOVAN

COACHING STAFF

HEAD COACH:

Billy Donovan

COLLEGE:

Providence

NBA COACHING RECORD:

Chicago: Entering 3rd season, 77-77 (.500)

Overall: Entering 8th season, 320-234 (.578)

ASSISTANT COACHES:

Maurice Cheeks
Chris Fleming
Joshua Longstaff
John Bryant
Damian Cotter
Billy Schmidt

HEAD ATHLETIC TRAINER:

Jeff Tanaka

TEAM DIRECTORY

ADDRESS:

1901 West Madison Street
Chicago, IL 60612
(312) 455-4000
Bulls.com

CHAIRMAN

Jerry Reinsdorf

PRESIDENT & CHIEF OPERATING OFFICER

Michael Reinsdorf

EXECUTIVE VICE PRESIDENT OF BASKETBALL OPERATIONS

Arturas Karnisovas

SENIOR ADVISORS OF BASKETBALL OPERATIONS

John Paxson
Doug Collins

SPECIAL ADVISORS TO PRESIDENT & COO

Horace Grant
Toni Kukoc

SENIOR DIRECTOR OF PUBLIC AND MEDIA RELATIONS

Tim Hallam

DIRECTOR, PUBLIC AND MEDIA RELATIONS

Beth Grady

TEAM COLORS

Red, Black, White

HOME COURT

United Center
(20,917; opened 1994)

FRANCHISE HISTORY

Chicago Bulls, 1966-67 to present

RADIO

WSCR 670 AM
Chuck Swirsky and Bill Wennington

SPANISH RADIO

Univision Deportes (1200 AM)
Omar Ramos and Hector Lozano

TELEVISION

WGN-TV, NBC Sports Chicago
Adam Amin and Stacey King

2021-22 SEASON RECAP

RECORD:	46-36	HOME:	27-14
CENTRAL DIVISION:	10-6	ROAD:	19-22
EASTERN CONFERENCE:	19-22	FINISH:	2nd in Division; 6th in Conference
PLAYOFFS:	Lost to Milwaukee, 4-1, First Round		

2022-23 VS. INDIANA

(ALL TIMES ET)

10/26	at Chicago	8:00 p.m.	2/15	at Indiana	7:00 p.m.
1/24	at Indiana	7:00 p.m.	3/5	at Chicago	3:30 p.m.

SERIES RECORD

OVERALL:

Indiana 97 wins
Chicago 102 wins

at INDIANA

Indiana 66 wins
Chicago 35 wins

at CHICAGO

Indiana 31 wins
Chicago 67 wins

PLAYOFFS

Indiana 4 wins
Chicago 8 wins

SERIES HIGHS

POINTS:

PACERS: 44, Reggie Miller, 1/10/90
BULLS: 53, Michael Jordan, 4/12/87

REBOUNDS:

PACERS: 20, Dale Davis, 3/19/95
BULLS: 23, Dennis Rodman, 2/18/96

ASSISTS:

PACERS: 17, Vern Fleming, 2/17/86
Jeff Teague, 12/30/16
BULLS: 17, Kris Dunn, OT, 1/4/19

LARGEST MARGINS OF VICTORY

PACERS' LARGEST WIN vs. BULLS:
51 140-89, at Conseco Fieldhouse, 3/28/03

BULLS' LARGEST WIN vs. PACERS:
32 122-90, at Chicago Stadium, 3/13/89



CHICAGO BULLS

SERIES RESULTS

DATE	IND-CHI	DATE	IND-CHI	DATE	IND-CHI	DATE	IND-CHI
10/23/76	L 97-102	11/14/87	W 111-110	*12/15/99	W 102-91	*11/6/13	W 97-80
*1/5/77	W 109-94	*12/26/87	W 106-92	12/27/99	W 103-81	11/16/13	L 94-110
*2/6/77	W 111-99	1/5/88	L 77-93	1/24/00	L 82-83	*3/21/14	W 91-79
3/1/77	L 85-102	*1/26/88	W 97-93	*2/24/00	W 100-83	3/24/14	L 77-89
10/21/77	L 119-122	3/26/88	L 100-109	*11/4/00	W 94-81	11/15/14	W 99-90
*12/2/77	L 102-107	*4/14/88	L 110-116	12/19/00	W 90-85	*12/29/14	L 90-92
1/17/78	L 104-105	12/16/88	L 93-100	*4/6/01	W 100-93	*3/6/15	W 98-84
*2/12/78	W 111-94	*12/30/88	L 85-101	4/15/01	W 93-86	3/18/15	L 86-103
11/4/78	L 84-97	1/17/89	L 96-103	10/31/01	W 98-73	11/16/15	L 95-96
2/6/79	L 107-110	3/13/89	L 90-122	*12/7/01	W 98-83	*11/27/15	W 104-92
*2/11/79	W 110-108	*3/18/89	W 114-103	*1/11/02	W 97-90	12/30/15	L 100-102 OT
*3/21/79	W 114-105	*4/13/89	W 109-105	1/21/02	W 93-81	*3/29/16	L 96-98
1/11/80	W 110-105	*12/8/89	W 106-104	*12/20/02	W 101-86	10/29/16	L 101-108
*2/17/80	W 108-100	*1/10/90	W 120-113	12/21/03	L 103-110	*11/4/16	W 111-94
10/15/80	L 97-108	3/10/90	L 105-117	*3/28/03	W 140-89	12/26/16	L 85-90
10/31/80	W 121-114	4/3/90	L 102-109	4/8/03	L 103-115	*12/30/16	W 111-101
1/20/81	L 105-121	*4/16/90	W 111-102	12/13/03	L 75-86	11/10/17	W 105-87
*2/15/81	W 113-107	11/30/90	L 95-124	2/10/04	W 103-84	*12/6/17	W 98-96
*3/29/81	L 97-101	12/22/90	L 118-128	*3/22/04	W 101-77	12/29/17	L 107-119
*10/30/81	W 96-94	*3/2/91	W 135-114	*4/14/04	W 101-96	*1/6/18	W 125-86
12/8/81	L 116-118	3/23/91	L 119-133	*11/6/04	W 100-90	11/2/18	W 107-105
*1/17/82	W 116-103	*4/10/91	L 96-101	12/18/04	L 71-85	*12/4/18	W 96-90
1/19/82	L 100-110	*12/30/91	L 104-109	3/26/05	L 96-100	1/4/19	W 119-116 OT
*3/28/82	W 102-101	3/3/92	W 103-101	*4/20/05	W 85-83	*3/5/19	W 105-96
4/18/82	L 104-112	*4/10/92	L 96-108	1/14/06	W 91-89	*11/3/19	W 108-95
*11/13/82	W 119-115	4/11/92	L 106-108	*1/21/06	L 89-101	1/10/20	W 116-105
12/18/82	L 127-131	11/9/92	L 97-102	*3/22/06	W 95-85	*1/29/20	W 115-106 OT
*1/14/83	L 123-126	*12/26/92	L 84-95	4/4/06	L 96-102	3/6/20	W 108-102
2/15/83	W 113-110	1/2/93	L 100-109	11/11/06	L 80-89	12/26/20	W 125-106
*2/16/83	L 113-117	*2/10/93	L 104-115	12/11/06	L 91-106	*2/15/21	L 112-120 OT
3/6/83	L 98-106	*4/10/93	L 87-92	*1/22/07	W 98-91	*4/6/21	L 97-113
11/19/83	L 105-110	1/21/94	L 95-96	*3/25/07	L 90-92	11/22/21	W 109-77
*1/4/84	W 102-89	*1/22/94	L 81-90	*12/12/07	W 117-102	12/26/21	L 105-113
1/10/84	L 104-105	2/26/94	W 96-86	1/23/08	L 95-108	*12/31/21	L 106-108
*2/22/84	L 111-121	3/26/94	L 88-90	*2/27/08	L 107-113	*2/4/22	L 115-122
*3/23/84	W 119-112	*4/8/94	L 94-100	3/22/08	W 108-101		
3/25/84	W 102-99	*12/21/94	W 107-99	11/15/08	L 91-104	PLAYOFFS	
*11/10/84	L 116-118	12/23/94	L 92-116	*2/22/09	W 98-81	5/17/98	L 79-85
11/19/84	W 137-120	*3/19/95	W 103-96	3/28/09	L 106-112	5/19/98	L 98-104
*1/19/85	W 110-107	4/11/95	L 89-96	*3/31/09	W 107-105	*5/23/98	W 107-105
2/15/85	W 114-96	*12/26/95	W 103-97	12/29/09	L 95-104	*5/25/98	W 96-94
3/26/85	L 119-120	12/29/95	L 93-120	*2/9/10	L 101-109	5/27/98	L 87-106
*4/8/85	W 107-103	*2/18/96	L 102-110	2/24/10	L 110-120	*5/29/98	W 92-89
11/19/85	L 114-121	4/20/96	W 100-99	*2/27/10	W 100-90	5/31/98	L 83-88
12/28/85	L 104-108	12/30/96	L 79-81	12/13/10	L 92-73	4/16/11	L 99-104
*2/2/86	W 131-106	3/7/97	L 96-104	*1/14/11	L 86-99	4/18/11	L 90-96
2/14/86	W 104-88	*3/21/97	L 98-117	1/29/11	L 89-110	*4/21/11	L 84-88
*2/17/86	W 124-110	*4/9/97	L 80-86	*3/18/11	W 115-108 OT	*4/23/11	W 89-84
*4/3/86	L 108-109	*11/28/97	W 94-83	1/25/12	W 95-90	4/26/11	L 116-89
*12/18/86	L 88-97	2/17/98	L 97-105	3/5/12	L 72-92		
12/27/86	L 93-105	*3/17/98	L 84-90	*4/25/12	L 87-92		
*1/19/87	W 109-95	4/13/98	W 114-105	12/4/12	W 80-76		
*4/1/87	W 99-94	*3/19/99	W 96-87	*2/4/13	W 111-101		
4/12/87	L 95-116	4/7/99	W 91-74	*3/3/13	W 97-92		
		*4/24/99	W 87-69	3/23/13	L 84-87		

* AT INDIANAPOLIS
OT OVERTIME





OPPONENTS

CLEVELAND CAVALIERS



J.B. BICKERSTAFF

COACHING STAFF

HEAD COACH:

John-Blair Bickerstaff

COLLEGE:

Minnesota

NBA COACHING RECORD:

Cleveland: Entering 4th season, 71-94 (430)

Overall: Entering 7th season, 156-225 (409)

ASSISTANT COACHES:

Antonio Lang

Greg Buckner

J.J. Outlaw

HEAD ATHLETIC TRAINER:

Steve Spiro

TEAM DIRECTORY

ADDRESS:

One Center Court
Cleveland, OH 44115
(216) 420-2000
www.cavs.com

CHAIRMAN

Dan Gilbert

GENERAL MANAGER

Koby Altman

ASSISTANT GENERAL MANAGER

Mike Gansey

DIRECTOR, BASKETBALL ADMINISTRATION

Andrae Patterson

SENIOR BASKETBALL ADVISOR

Bernie Bickerstaff

**BASKETBALL CHIEF OF STAFF/
TEAM COUNSEL**

Jason Hillman

**DIRECTOR OF BASKETBALL
COMMUNICATIONS**

B.J. Evans

**BASKETBALL COMMUNICATIONS
SENIOR MANAGER**

Jeff Schaefer

**BASKETBALL COMMUNICATIONS
MANAGER**

Cherome Owens

**BASKETBALL COMMUNICATIONS
COORDINATOR**

Sam Coombs

TEAM COLORS

Wine, Gold, Navy

HOME COURT

Rocket Mortgage FieldHouse
[19,432; opened 1994]

FRANCHISE HISTORY

Cleveland Cavaliers, 1970-71 to present

RADIO

WTAM (1100 AM)

Tim Alcorn, Jim Chones and Mike Snyder

TELEVISION

Bally Sports Ohio

John Michael, Austin Carr and Angel Gray

2021-22 SEASON RECAP

RECORD: 44-38

CENTRAL DIVISION: 10-6

EASTERN CONFERENCE: 27-25

PLAYOFFS: Did not qualify

HOME: 25-16

ROAD: 19-22

FINISH: 3rd in Division; 9th in Conference

2022-23 VS. INDIANA

(ALL TIMES ET)

12/16 at Cleveland 7:30 p.m.

2/5 at Indiana 5:00 p.m.

12/29 at Indiana 7:00 p.m.

4/2 at Cleveland 8:00 p.m.

SERIES RECORD

OVERALL:

Indiana 105 wins

Cleveland 98 wins

at INDIANA

Indiana 64 wins

Cleveland 35 wins

at CLEVELAND

Indiana 41 wins

Cleveland 63 wins

PLAYOFFS

Indiana 6 wins

Cleveland 9 wins

SERIES HIGHS

POINTS:

PACERS: 43, Reggie Miller, 2/14/90

Paul George, 20T, 4/2/17

CAVALIERS: 47, LeBron James, 2/10/09

REBOUNDS:

PACERS: 20, Dan Roundfield, 12/3/76

Alex English, 11/24/78

Dale Davis, 12/10/99

Jermaine O'Neal, 4/18/01

CAVALIERS: 19, Cliff Robinson, 12/3/82

ASSISTS:

PACERS: 20, Jalen Rose, 4/18/01

CAVALIERS: 20, Geoff Huston, 2/3/82

LARGEST MARGINS OF VICTORY

PACERS' LARGEST WIN vs. CAVALIERS:

48 136-88, at Consecro Fieldhouse, 12/10/99

CAVALIERS' LARGEST WIN vs. PACERS:

32 93-61, at Richfield Coliseum, 3/22/94

107-75, at Quicken Loans Arena, 12/9/06



CLEVELAND CAVALIERS

SERIES RESULTS

DATE	IND-CLE	DATE	IND-CLE	DATE	IND-CLE	DATE	IND-CLE	
*12/3/76	W 112-109	*12/4/87	L 90-108	11/20/99	W 107-98	*11/2/13	W 89-74	
12/16/76	L 105-111	12/20/87	L 116-127	*12/10/99	W 136-88	*12/31/13	W 91-76	
2/10/77	L 101-116	*2/18/88	W 88-83	3/10/00	W 95-92	1/5/14	W 82-78	
*1/24/78	L 92-96	4/2/88	L 94-108	*4/7/00	W 95-94	3/30/14	L 76-90	
*3/12/78	L 90-95	*4/5/88	W 106-105	*12/15/00	L 95-103	11/29/14	L 97-109	
3/20/78	W 127-104	4/18/88	L 107-112	2/23/01	W 92-90	*2/6/15	W 103-99	
10/31/78	W 119-114	*11/5/88	L 99-105	*3/9/01	W 99-84	*2/27/15	W 93-86	
*11/24/78	L 98-104	11/12/88	L 96-121	4/18/01	W 105-101 OT	3/20/15	L 92-95	
3/22/79	W 108-106	1/3/89	L 98-119	12/22/01	W 109-103	11/8/15	L 97-101	
*4/4/79	W 102-95	*1/19/89	L 106-113	*2/22/02	L 93-103	*2/1/16	L 106-111 OT	
11/6/79	L 117-134	2/9/89	L 99-108	*4/8/02	L 99-111	2/29/16	L 96-100	
*12/5/79	W 118-99	*3/27/89	W 104-102	4/16/02	W 99-95	*4/6/16	W 123-109	
1/26/80	W 115-114	*11/4/89	W 106-98	*11/12/02	W 95-75	*11/16/16	W 103-93	
*1/27/80	W 123-121	*1/27/90	L 84-91	12/27/02	W 113-89	*2/8/17	L 117-132	
2/14/80	W 118-114	2/14/90	W 133-131 OT	*2/11/03	W 107-96	2/15/17	L 104-113	
*3/9/80	L 107-113	3/17/90	L 102-118	4/2/03	W 103-82	4/2/17	L 130-135 2OT	
10/25/80	L 110-118	4/1/90	L 91-121	*11/7/03	W 91-90	11/1/17	W 124-107	
*11/29/80	W 117-101	*11/9/90	W 122-107	*12/15/03	W 95-85	*12/8/17	W 106-102	
12/11/80	W 103-100	11/14/90	L 95-113	12/30/03	W 92-89	*1/12/18	W 97-95	
1/27/81	L 109-114	*12/8/90	W 114-99	3/14/04	L 104-107	1/26/18	L 108-115	
*2/7/81	W 99-96	2/22/91	W 106-98	11/3/04	W 109-104 2OT	12/27/18	W 119-107	
*3/22/81	W 107-101	*3/1/91	W 118-115	*2/25/05	W 106-82	*12/18/18	L 91-92	
*11/10/81	W 109-102	11/16/91	L 117-127	3/13/05	L 86-98	1/8/19	W 123-115	
11/25/81	W 108-102	1/22/92	L 115-119 OT	*4/6/05	W 98-77	*2/9/19	W 105-90	
*12/18/81	W 109-73	*1/24/92	L 102-104	*11/24/05	W 98-76	10/26/19	L 99-110	
2/3/82	L 104-108	3/24/92	L 113-128	12/23/05	L 89-94	*11/1/19	W 102-95	
2/13/82	W 110-109	*4/17/92	L 102-107	1/24/06	L 66-96	2/29/20	W 113-104	
*4/9/82	W 100-97	12/23/92	L 104-118	*1/27/06	L 89-93	*12/31/20	W 119-99	
*12/2/82	W 111-103	*1/15/93	L 120-132	*11/24/06	W 97-87	3/3/21	W 114-111	
12/4/82	L 89-109	2/15/93	L 105-110	12/9/06	L 75-107	5/10/21	W 111-102	
12/22/82	L 98-100	*4/21/93	L 95-111	3/11/07	L 88-99	1/2/22	L 104-108	
*2/10/83	L 95-99	12/26/93	L 103-107 OT	*3/27/07	L 94-105	2/6/22	L 85-98	
4/10/83	L 105-110	*1/4/94	W 104-99	*11/25/07	L 106-111	*2/11/22	L 113-120	
*4/15/83	L 124-132 OT	3/22/94	L 61-93	12/11/07	L 105-118	*3/8/22	L 124-127	
*11/5/83	W 99-87	*3/23/94	W 78-77	*2/20/08	L 97-106			
12/2/83	L 99-108	*4/20/94	W 109-98	3/8/08	L 95-103			
*2/11/84	L 83-86	11/12/94	W 93-86	11/7/08	L 107-111	PLAYOFFS	*4/23/98	W 106-77
2/18/84	W 118-93	12/13/94	L 83-90	12/5/08	L 73-97	*4/25/98	W 92-86	
*3/30/84	W 90-87	*2/1/95	W 101-82	*2/10/09	W 96-95	4/27/98	L 77-86	
3/31/84	W 120-119 OT	4/9/95	L 73-82	*4/13/09	L 109-117	4/30/98	W 80-74	
11/2/84	W 116-109	*3/29/95	W 107-96	*11/20/09	L 95-105	4/15/17	L 108-109	
*12/22/84	L 103-106	11/7/95	W 104-101	*1/29/10	L 73-94	4/17/17	L 111-117	
*1/30/85	W 120-115	*11/24/95	L 93-100	3/17/10	L 94-99	*4/20/17	L 114-119	
*2/20/85	L 92-102	12/23/95	L 96-97	4/9/10	W 116-113	*4/23/17	L 102-106	
3/11/85	L 110-122	*4/21/96	W 89-88	11/13/10	W 99-85	4/15/18	W 98-80	
3/30/85	L 94-117	1/4/97	L 91-99	*11/23/10	W 100-89	4/18/18	L 97-100	
*11/14/85	L 104-112	*1/7/97	W 95-90	*12/17/10	W 108-99	*4/20/18	W 92-90	
12/3/85	W 98-84	*2/12/97	L 75-83	2/2/11	W 117-112	*4/22/18	L 100-104	
1/18/86	L 95-108	3/5/97	L 78-85	*10/30/12	W 98-91 OT	4/25/18	L 95-98	
2/11/86	L 97-119	11/4/97	L 77-80	2/15/12	L 87-98	*4/27/18	W 121-87	
*2/15/86	W 105-99	*1/30/98	W 89-83	4/11/12	W 104-98 OT	4/29/18	L 101-105	
*12/11/86	W 115-94	*4/7/98	W 82-80	*4/13/12	W 102-83			
12/21/86	L 94-104	4/18/98	L 92-96	*12/12/12	W 96-81			
*12/30/86	W 111-99	2/8/99	W 95-89	12/21/12	W 99-89			
1/31/87	L 100-102	2/25/99	W 81-74	3/18/13	W 111-90			
*3/21/87	W 77-76	*5/4/99	W 100-78	*4/9/13	W 99-94			
4/9/87	L 99-111							

PLAYOFFS

*4/23/98	W 106-77
*4/25/98	W 92-86
4/27/98	L 77-86
4/30/98	W 80-74
4/15/17	L 108-109
4/17/17	L 111-117
*4/20/17	L 114-119
*4/23/17	L 102-106
4/15/18	W 98-80
4/18/18	L 97-100
*4/20/18	W 92-90
*4/22/18	L 100-104
4/25/18	L 95-98
*4/27/18	W 121-87
4/29/18	L 101-105

* at INDIANAPOLIS
OT OVERTIME





OPPONENTS

DALLAS MAVERICKS



JASON KIDD

COACHING STAFF

HEAD COACH:

Jason Kidd

COLLEGE:

California-Berkeley

NBA COACHING RECORD:

Dallas: Entering 2nd season, 52-30 (.634)

Overall: Entering 7th season, 235-220 (.516)

ASSISTANT COACHES:

Igor Kokoskov

Sean Sweeney

Jared Dudley

Darrell Armstrong

Kristi Toliver

HEAD ATHLETIC TRAINER:

Dionne Calhoun

TEAM DIRECTORY

ADDRESS:

American Airlines Center
2500 Victory Avenue
Dallas, TX 75219
(214) 665-4660
www.mavs.com

CHAIRMAN & GOVERNOR

Mark Cuban

PRESIDENT OF BASKETBALL OPERATIONS/GENERAL MANAGER

Nico Harrison

ASSISTANT GENERAL MANAGER

Keith Grant

VICE PRESIDENT OF BASKETBALL OPERATIONS

Michael Finley

VICE PRESIDENT OF BASKETBALL COMMUNICATIONS

Scott Tomlin

DIRECTOR OF BASKETBALL COMMUNICATIONS

Alan Rakowski

DIRECTOR OF MEDIA RELATIONS

Kristen Deahl

BASKETBALL COMMUNICATIONS COORDINATOR

Dave Maurer

TEAM COLORS

Mavs Blue, Silver, White and Black

HOME COURT

American Airlines Center
(19,200; opened 2001)

FRANCHISE HISTORY

Dallas Mavericks, 1980-81 to present

RADIO

ESPN Radio [103.3 FM]

Chuck Cooperstein and Brad Davis

SPANISH RADIO

KFLC Univision 1270 AM

Victor Villalba

TELEVISION

FOX Sports Southwest

Mark Followill, Derek Harper and

Jeff Wade

2021-22 SEASON RECAP

RECORD: 52-30

HOME: 29-12

SOUTHWEST DIVISION: 14-2

ROAD: 23-18

WESTERN CONFERENCE: 36-16

FINISH: 2nd in Division; 4th in Conference

PLAYOFFS:

Defeated Utah, 4-2, First Round; Defeated Phoenix, 4-3, Western Conference Semifinals;

Lost to Golden State, 4-1, Western Conference Finals

2022-23 VS. INDIANA

(ALL TIMES ET)

2/28 at Dallas 8:30 p.m.

3/27 at Indiana 7:00 p.m.

SERIES RECORD

OVERALL:

Indiana 35 wins

Dallas 46 wins

at INDIANA

Indiana 21 wins

Dallas 19 wins

at DALLAS

Indiana 14 wins

Dallas 27 wins

SERIES HIGHS

POINTS:

PACERS: 42, Butch Carter, 1/25/83

MAVERICKS: 43, Mark Aguirre, 1/25/83

Dirk Nowitzki, 1/12/07

REBOUNDS:

PACERS: 20, LaSalle Thompson, 4/10/89

MAVERICKS: 28, Popeye Jones, 1/9/96

ASSISTS:

PACERS: 19, Jamaal Tinsley, 20T, 2/5/02

MAVERICKS: 14, Steve Nash, 3/24/04

LARGEST MARGINS OF VICTORY

PACERS' LARGEST WIN vs. MAVERICKS:

26 107-81, at Bankers Life Fieldhouse, 2/16/15

MAVERICKS' LARGEST WIN vs. PACERS:

22 102-80, at American Airlines Center, 12/26/05



DALLAS MAVERICKS

SERIES RESULTS

DATE	IND-DAL	DATE	IND-DAL	DATE	IND-DAL	DATE	IND-DAL
*1/24/81	W 107-89	2/5/93	L 104-105	1/8/05	L 101-121	*10/26/16	W 130-121 OT
2/27/81	W 118-111	*2/28/93	W 110-96	*2/4/05	W 95-94	12/9/16	L 103-111
*2/6/82	L 89-95	2/17/94	W 84-73	*12/6/05	L 75-84	*12/27/17	L 94-98
3/7/82	W 108-106	*2/22/94	W 107-101	12/26/05	L 80-102	2/26/18	L 103-109
*1/25/83	L 125-134	1/6/95	L 92-103	1/4/07	L 91-100	*1/19/19	W 111-99
3/17/83	L 105-120	*2/26/95	W 100-92	*1/12/07	L 113-115 OT	2/27/19	L 101-110
12/14/83	L 109-117	*12/22/95	W 90-79	*11/23/07	W 111-107	*2/3/20	L 103-112
*1/21/84	L 111-118	1/9/96	W 91-84	3/14/08	L 97-116	3/8/20	W 112-109
*10/31/84	L 100-101	11/12/96	L 82-103	11/25/08	L 106-109	*1/20/21	L 112-124
3/5/85	L 102-108	*3/26/97	W 104-80	*3/20/09	L 92-94	3/26/21	W 109-94
11/23/85	L 104-117	1/10/98	W 84-79	*11/27/09	L 92-113	*12/10/21	W 106-93
*3/24/86	L 120-126	*2/13/98	L 82-85 2OT	2/22/10	L 82-91	1/29/22	L 105-132
1/5/87	W 144-135	1998-99 SEASON, DID NOT PLAY		*1/12/11	W 102-89	* AT INDIANAPOLIS OT OVERTIME	
*1/17/87	W 119-115 2OT	*2/21/00	W 94-93	3/4/11	L 108-116		
*12/23/87	L 109-110	3/14/00	L 90-111	2/3/12	W 98-87		
1/13/88	L 108-110	11/2/00	L 88-94	*11/16/12	W 103-83		
*3/31/89	L 102-105	*12/13/00	W 97-92	3/28/13	W 103-78		
4/10/89	W 110-103	1/12/02	L 102-111	*2/12/14	L 73-81		
1/2/90	L 106-110	*2/5/02	L 140-141 2OT	3/9/14	L 94-105		
*2/23/90	L 91-102	*11/28/02	W 110-98	11/24/14	W 111-110		
2/5/91	L 109-114	12/17/02	L 97-118	*3/29/15	W 104-99		
*2/27/91	L 104-108	1/9/04	W 92-80	*12/16/15	W 107-81		
11/27/91	L 106-113	*3/24/04	W 103-99	3/12/16	W 112-105		
*12/13/91	W 124-108						





OPPONENTS

DENVER NUGGETS



MIKE MALONE

COACHING STAFF

HEAD COACH:

Mike Malone

COLLEGE:

Loyola (Md.)

NBA COACHING RECORD:

Denver: Entering 8th season, 314-241 (.566)

Overall: Entering 10th season, 353-308 (.534)

ASSISTANT COACHES:

David Adelman

Popeye Jones

Jordi Fernandez

Ryan Bowen

Charles Klask

John Beckett

HEAD ATHLETIC TRAINER:

Dan Shimensky

TEAM DIRECTORY

ADDRESS:

Ball Arena
1000 Chopper Place
Denver, CO 80204
(303) 405-1100
www.nba.com/nuggets

GOVERNOR

E. Stanley Kroenke

PRESIDENT

Josh Kroenke

PRESIDENT OF BASKETBALL OPERATIONS

Calvin Booth

DIRECTOR, MEDIA RELATIONS

Nick O'Hayre

MANAGER, MEDIA RELATIONS

Cody Wise

COORDINATOR, MEDIA RELATIONS

Steven Blevins

**DIRECTOR OF PLAYER SERVICES/
BROADCAST RELATIONS**

Tim Dixon

TEAM COLORS

Midnight Blue, Sunshine Yellow,
Flatirons Red, Skyline Blue

HOME COURT

Ball Arena
(19,520; opened 1999)

FRANCHISE HISTORY

Denver Rockets (ABA), 1967-73
Denver Nuggets (ABA), 1974-76
Denver Nuggets (NBA), 1976-77 to present

RADIO

Altitude Radio Network (92.5 FM)
Jason Kosmicki

TELEVISION

Altitude Sports & Entertainment
Chris Marlowe, Scott Hastings, Chris
Dempsey, Vic Lombardi and Katy Winge

2021-22 SEASON RECAP

RECORD: 48-34

NORTHWEST DIVISION: 6-10

WESTERN CONFERENCE: 29-23

PLAYOFFS: Lost to Golden State, 4-1, First Round

HOME: 23-18

ROAD: 25-16

FINISH: 2nd in Division; 6th in Conference

2022-23 VS. INDIANA

(ALL TIMES ET)

11/9 at Indiana 7:00 p.m. 1/20 at Denver 9:00 p.m.

SERIES RECORD

NBA:

Indiana 46 wins

Denver 51 wins

at INDIANA (NBA ONLY):

Indiana 30 wins

Denver 19 wins

at DENVER (NBA ONLY):

Indiana 16 wins

Denver 32 wins

ABA:

Indiana 43 wins

Denver 48 wins

PLAYOFFS (ABA ONLY):

Indiana 12 wins

Denver 7 wins

SERIES HIGHS

POINTS:

PACERS: 47, Victor Oladipo, OT, 12/10/17

NUGGETS: 42, David Thompson, 11/26/77

REBOUNDS:

PACERS: 29, Herb Williams, 1/23/89

NUGGETS: 22, Keon Clark, 3/7/00

Marcus Camby, 3/3/05

ASSISTS:

PACERS: 16, Jamaal Tinsley, 12/4/01

NUGGETS: 15, Fat Lever, 3/9/85

LARGEST MARGINS OF VICTORY

PACERS' LARGEST WIN vs. NUGGETS:
39 119-80, at Bankers Life Fieldhouse, 2/10/14

NUGGETS' LARGEST WIN vs. PACERS:
28 140-112, at O2 Arena (London, England), 1/12/17



DENVER NUGGETS

SERIES RESULTS

DATE	IND-DEN	DATE	IND-DEN	DATE	IND-DEN	DATE	IND-DEN
11/12/67	L 103-110	*10/24/73	W 98-89	12/30/80	L 110-127	*11/10/07	L 106-113
*12/7/67	W 110-99	*11/2/73	W 107-103	*3/8/81	W 129-119	11/27/07	W 112-110
12/18/67	L 104-126	11/13/73	L 109-127	*2/4/82	W 131-114	1/5/09	L 115-135
1/2/68	L 80-98	*11/29/73	L 111-127	3/2/82	W 132-124	*3/1/09	W 100-94
*2/8/68	L 91-98	12/29/73	W 114-108	*12/8/82	W 130-126	*11/3/09	L 93-111
*2/21/68	W 123-110	*1/3/74	W 100-97	12/28/82	L 150-155	3/5/10	L 114-122
*10/31/68	W 122-100	2/3/74	W 111-102	12/22/83	W 133-132	*11/9/10	W 144-113
11/6/68	L 107-109	*2/9/74	L 97-102	*1/25/84	W 117-112	1/23/11	L 107-121
*1/25/69	W 131-122	*2/16/74	W 102-89	3/9/85	L 116-126	*2/11/12	L 109-113
1/29/69	L 128-131	2/17/74	L 92-93	*3/20/85	L 119-123	*12/7/12	L 92-89
*2/5/69	W 125-109	2/27/74	L 114-118	*12/4/85	L 105-119	1/28/13	L 101-102
2/14/69	L 103-112	*11/6/74	W 136-116	3/7/86	L 117-134	1/25/14	L 96-109
*10/22/69	W 117-107	11/15/74	L 114-120	*11/28/86	W 126-102	*2/10/14	W 119-80
*11/8/69	W 99-96	*11/20/74	L 106-117	2/14/87	L 113-129	*11/14/14	L 87-108
11/18/69	W 108-105	12/11/74	L 114-117	11/18/87	W 117-106	12/20/14	L 73-76
2/1/70	W 118-105	1/3/75	L 111-120	*3/13/88	L 100-108	1/17/16	L 126-129
2/27/70	L 100-132	*1/22/75	W 120-110	*1/23/89	W 117-102	*1/30/16	W 109-105
*3/18/70	L 112-128	*2/5/75	L 113-123	4/6/89	L 118-132	** 1/12/17	L 112-140
*10/16/70	W 115-103	3/1/75	W 124-109	*12/6/89	W 136-117	*3/24/17	L 117-125
10/25/70	L 116-122	3/22/75	L 105-122	2/6/90	W 138-130	*12/10/17	W 126-116
11/18/70	W 119-114	*3/30/75	W 128-121	*3/7/91	W 145-125	4/3/18	L 104-107
*11/29/70	W 130-107	4/1/75	L 115-126	3/17/91	W 130-92	3/16/19	L 100-102
12/29/70	L 106-116	*10/31/75	W 111-99	*12/14/91	W 129-108	*3/24/19	W 124-88
1/21/71	W 118-106	11/11/75	L 117-126	2/2/92	W 128-122	* 1/2/20	L 116-124
*1/29/71	W 127-123	*11/20/75	W 117-112	*11/17/92	W 128-98	1/19/20	W 115-107
1/31/71	W 124-104	12/6/75	L 118-126	3/27/93	L 106-123	* 3/4/21	L 103-113
*2/7/71	L 131-133	12/21/75	L 117-122	*1/12/94	W 107-96	3/15/21	L 106-121
*3/14/71	W 131-121	*12/28/75	L 105-110	1/27/94	L 106-113	11/10/21	L 98-101
3/25/71	W 129-110	1/2/76	L 125-137	12/27/94	W 95-91	*3/30/22	L 118-125
3/28/71	W 146-126	*1/6/76	L 118-124	*3/31/95	L 92-107		
*10/15/71	W 115-104	2/19/76	L 123-128	*12/12/95	W 125-92	PLAYOFFS	
10/19/71	W 122-117	*2/20/76	W 106-101	1/2/96	W 102-87	*3/31/72	W 102-96
11/16/71	L 108-111	2/25/76	L 110-122	1/10/97	W 108-89	*4/1/72	L 105-106
*11/26/71	W 110-96	3/10/76	W 129-119	*2/20/97	W 92-68	4/4/72	W 122-120
12/21/71	L 109-113	*3/17/76	L 108-111	12/5/97	W 96-85	4/6/72	L 96-112
*12/23/71	W 104-101	3/26/76	L 120-138	*3/1/98	W 90-63	*4/8/72	W 91-79
1/11/72	W 114-99	*3/27/76	L 98-110	*3/2/99	W 88-81	4/9/72	L 99-106
2/6/72	L 107-115	4/4/76	L 134-140	1/6/00	W 102-87	*4/14/72	W 91-89
*2/12/72	W 133-111	*10/22/76	L 110-123	*3/7/00	W 90-89	*3/31/73	W 114-91
*3/10/72	W 127-115	11/27/76	L 113-122	*2/2/01	W 103-94	*4/1/73	W 106-93
3/14/72	L 106-123	*3/16/77	W 109-98	3/14/01	L 83-95	4/3/73	L 94-105
*3/24/72	L 92-93	3/29/77	L 105-119	11/28/01	W 99-85	4/5/73	W 97-95
10/14/72	L 90-96	*10/25/77	W 129-104	*12/4/01	W 104-96	*4/7/73	W 121-107
10/20/72	L 99-116	11/26/77	L 123-136	12/7/02	L 81-92	4/20/75	L 128-131
10/28/72	W 119-106	2/22/78	W 99-96	*12/13/02	W 94-72	4/22/75	W 131-124
11/14/72	L 108-118	*2/28/78	L 106-122	*11/4/03	W 71-60	*4/24/75	W 118-112
1/10/73	L 105-106	*10/27/78	W 112-99	3/7/04	W 103-94	*4/25/75	L 109-126
*1/12/73	L 119-128	1/14/79	L 109-111	*1/29/05	L 88-95	4/27/75	W 109-90
*1/16/73	W 130-113	*1/19/79	L 98-101	3/3/05	L 87-96	*4/30/75	L 99-104
*2/1/73	L 92-97	2/21/79	L 109-114	1/4/06	L 86-106	5/3/75	W 104-96
*3/2/73	W 114-105	1/5/80	L 105-111	*3/15/06	L 99-101		
3/23/73	L 92-101	*1/16/80	W 117-99	12/2/06	L 101-121		
*3/24/73	W 116-94			*2/9/07	L 95-102		

* at INDIANAPOLIS
 ** at O2 Arena, London, England (NBA Global Games)
 OT OVERTIME





OPPONENTS

DETROIT PISTONS



DWANE CASEY

COACHING STAFF

HEAD COACH:

Dwane Casey

COLLEGE:

Kentucky

NBA COACHING RECORD:

Detroit: Entering 5th season, 104-198 (.344)

Overall: Entering 14th season, 477-505 (.486)

ASSISTANT COACHES:

Jerome Allen

Bill Bayno

Rex Kalamian

Jim Moran

John Beilein

HEAD ATHLETIC TRAINER:

Jim Scholler

TEAM DIRECTORY

ADDRESS:

Detroit Pistons Performance Center
6201 Second Avenue
Detroit, MI 48202
(248) 377-0100
www.pistons.com

Little Caesars Arena
2643 Park Avenue
Detroit, MI 48201

CHAIRMAN AND GOVERNOR

Tom Gores

VICE CHAIRMAN

Arn Tellem

GENERAL MANAGER

Troy Weaver

SENIOR VICE PRESIDENT OF PUBLIC RELATIONS

Kevin Grigg

VICE PRESIDENT OF PUBLIC RELATIONS

Cletus Lewis

COORDINATOR, PUBLIC RELATIONS

Michael Horan

COORDINATOR, PUBLIC RELATIONS

Josh Schur

TEAM COLORS

Red, White, Blue

HOME COURT

Little Caesars Arena
(20,491; opened 2017)

FRANCHISE HISTORY

Fort Wayne Pistons, 1948-57
Detroit Pistons, 1957-58 to Present

RADIO

97.1 FM The Ticket
Mark Champion and Rick Mahorn

TELEVISION

Bally Sports Detroit
George Blaha and Greg Kelsner

2021-22 SEASON RECAP

RECORD: 23-59

CENTRAL DIVISION: 6-10

EASTERN CONFERENCE: 18-34

PLAYOFFS: Did not qualify

HOME: 13-28

ROAD: 10-31

FINISH: 5th in Division; 14th in Conference

2022-23 VS. INDIANA

(ALL TIMES ET)

10/22 at Indiana 7:00 p.m.

3/13 at Detroit 7:00 p.m.

3/11 at Detroit 7:00 p.m.

4/7 at Indiana 7:00 p.m.

SERIES RECORD

OVERALL:

Indiana 105 wins

Detroit 100 wins

at INDIANA

Indiana 67 wins

Detroit 36 wins

at DETROIT

Indiana 38 wins

Detroit 64 wins

PLAYOFFS

Indiana 4 wins

Detroit 11 wins

SERIES HIGHS

POINTS:

PACERS: 42, Danny Granger, 12/12/08

PISTONS: 40, Kelly Tripucka, 2/2/83

Jerry Stackhouse, 2/15/01

REBOUNDS:

PACERS: 25, Dan Roundfield, OT, 12/16/77

PISTONS: 34, Dennis Rodman, OT, 3/4/92

ASSISTS:

PACERS: 16, Jerry Sichting, 1/24/84

PISTONS: 20, Kevin Porter, 3/17/79

LARGEST MARGINS OF VICTORY

PACERS' LARGEST WIN vs. PISTONS:

37 125-88, at Bankers Life Fieldhouse, 12/28/18

PISTONS' LARGEST WIN vs. PACERS:

46 119-73, at Silverdome, 4/2/87



DETROIT PISTONS

SERIES RESULTS

DATE	IND-DET	DATE	IND-DET	DATE	IND-DET	DATE	IND-DET
*11/18/76	W 104-99	*11/10/87	W 121-118	*11/11/00	W 94-84	11/3/15	W 94-82
12/17/76	L 104-113	*12/30/87	L 95-105	11/15/00	W 92-88	12/12/15	L 96-118
1/30/77	L 120-127	1/27/88	L 86-103	*2/15/01	W 82-73	*1/2/16	W 94-82
*3/5/77	W 118-96	*3/8/88	W 117-104	3/11/01	L 78-95	*2/6/16	W 112-104
12/3/77	W 103-89	3/22/88	L 104-123	11/17/01	L 98-104	12/17/16	W 105-90
*12/16/77	W 114-106	4/22/88	W 103-98	*1/18/02	L 93-96	1/3/17	W 121-116
3/5/78	L 110-122	*11/29/88	W 107-98	3/10/02	W 89-84	*2/4/17	W 105-84
*3/9/78	W 112-105	11/30/88	L 111-114	*3/26/02	L 77-96	*3/8/17	W 115-98
*12/8/78	W 114-107	*1/7/89	W 113-99	*11/23/02	L 91-106	11/8/17	L 97-114
12/21/78	L 108-121	1/20/89	L 99-132	*1/18/03	W 88-86	*11/17/17	W 107-100
*3/13/79	W 122-120	*3/14/89	L 117-129	1/20/03	L 78-88	*12/15/17	L 98-104
3/17/79	L 98-105	4/19/89	L 105-115	4/4/03	W 98-92	12/26/17	L 83-107
10/12/79	L 105-114	*11/8/89	W 98-74	10/29/03	W 89-87	*12/28/18	W 125-88
*11/24/79	W 115-97	12/9/89	L 93-121	*12/19/03	W 80-75	2/25/19	L 109-113
*12/6/79	W 103-102	1/5/90	L 99-122	*1/20/04	W 81-69	*4/1/19	W 111-102
12/26/79	W 98-97	3/4/90	L 105-111	4/4/04	L 61-79	4/3/19	W 108-89
*1/12/80	W 122-109	*4/20/90	L 115-121	11/19/04	W 97-82	*10/23/19	L 110-119
3/26/80	W 124-114	*11/21/90	L 100-108	*12/25/04	L 93-98	10/28/19	L 94-96
*10/11/80	W 100-87	2/13/91	W 105-101	*1/27/05	L 76-88	*11/8/19	W 112-106
11/18/80	W 102-97	*3/9/91	L 112-114	*3/25/05	W 94-81	12/6/19	L 101-108
12/19/80	L 106-109	3/27/91	L 93-102	*2/4/06	W 93-85	2/11/21	W 111-95
*1/4/81	W 101-99	*4/14/91	W 125-107	2/23/06	L 83-88	*3/24/21	W 116-111
2/4/81	W 124-101	*11/18/91	W 118-101	*3/24/06	L 72-75	*4/24/21	W 115-109
*3/4/81	L 94-101	12/3/91	W 108-99	4/9/06	L 73-98	11/17/21	L 89-97
*12/4/81	W 105-95	*1/15/92	L 104-118	*12/13/06	W 101-90	*12/16/21	W 122-113
12/17/81	W 100-96	3/4/92	L 107-110	12/29/06	W 93-92	3/4/22	L 106-111
2/20/82	L 100-115	*11/7/92	L 87-89	1/28/07	L 87-95	*4/3/22	L 117-121
*2/28/82	W 112-101	11/14/92	W 104-100	*4/3/07	L 85-100		
3/31/82	W 108-106	12/18/92	L 106-122	12/28/07	L 101-114	PLAYOFFS	
4/3/82	L 102-105	*1/30/93	W 110-106	*12/29/07	L 92-98	4/26/90	L 92-104
*10/31/82	L 115-118	4/23/93	L 104-109	*1/29/08	L 104-110	4/28/90	L 87-100
11/10/82	L 91-115	*11/6/93	L 107-113	2/13/08	L 80-96	*5/1/90	L 96-108
*2/2/83	W 141-135	1/8/94	W 101-92	10/29/08	L 94-100	*5/22/04	W 78-74
3/8/83	L 101-107	*2/25/94	W 110-90	12/12/08	L 110-114	*5/24/04	L 67-72
*3/13/83	W 118-114	*4/5/94	W 105-89	*1/14/09	W 110-106	5/26/04	L 78-85
3/23/83	L 96-109	4/17/94	W 104-99	*4/11/09	W 106-102	5/28/04	W 83-68
*11/23/83	L 113-115	11/10/94	L 110-112	1/22/10	W 105-93	*5/30/04	L 65-83
12/3/83	L 99-117	*12/6/94	W 90-83	*2/5/10	W 107-83	6/1/04	L 65-69
*1/11/84	L 96-112	*2/15/95	W 114-88	*3/19/10	W 106-102	5/9/05	L 81-96
1/24/84	W 114-107	3/1/95	L 79-92	3/23/10	W 98-83	5/11/05	W 92-83
*2/24/84	W 108-100	*1/19/96	W 89-81	2/16/11	L 109-115	*5/13/05	W 79-74
4/10/84	L 98-100	2/1/96	L 70-87	*2/23/11	W 102-101	*5/15/05	L 76-89
*12/1/84	L 109-131	*4/13/96	W 91-86	3/26/11	L 88-100	5/17/05	L 67-86
12/14/84	L 96-120	4/17/96	L 93-102	*3/30/11	W 111-101	*5/19/05	L 79-88
*12/28/84	L 110-116	11/1/96	L 89-95	*12/26/11	W 91-79		
1/11/85	L 109-120	*12/20/96	L 75-84	12/31/11	L 88-96		
*4/2/85	L 121-124	12/26/96	W 95-89	*4/23/12	W 103-97	*AT INDIANAPOLIS	
4/10/85	L 114-116	*4/20/97	L 120-124	12/15/12	W 88-77	OT OVERTIME	
11/1/85	L 116-124	11/5/97	W 99-87	*1/30/13	W 98-79		
*11/2/85	L 117-128	*12/19/97	W 98-90	*2/22/13	W 114-82		
*1/20/86	W 105-99	*1/14/98	W 100-93	2/23/13	W 90-72		
3/12/86	L 101-111	3/11/98	L 91-122	11/5/13	W 99-91		
4/1/86	L 108-116	2/7/99	L 98-107	*12/16/13	W 96-101		
*4/5/86	L 106-115	4/5/99	W 88-86	3/15/14	W 112-104		
*11/1/86	W 92-89	*4/9/99	L 101-102	*4/2/14	W 101-94		
*12/23/86	W 111-98	*11/25/99	L 99-107	12/26/14	L 109-119		
2/5/87	W 98-93	2/23/00	W 118-111	*1/16/15	L 96-98		
*3/11/87	L 98-107	*2/29/00	W 115-105	*2/4/15	W 114-109		
3/16/87	L 95-115	4/16/00	W 112-101	4/10/15	W 107-103		
4/2/87	L 73-119						





OPPONENTS

GOLDEN STATE WARRIORS



STEVE KERR

COACHING STAFF

HEAD COACH:
Steve Kerr

COLLEGE:
Arizona

NBA COACHING RECORD:
Golden State: Entering 9th season, 429-200
[.682]
Overall: Same

ASSISTANT COACHES:
Kenny Atkinson
Jama Mahlelela
Bruce Fraser

ASSISTANT COACH/PLAYER DEVELOPMENT:
Chris DeMarco

HEAD ATHLETIC TRAINER:
Drew Yoder

TEAM DIRECTORY

ADDRESS:
1 Warriors Way
San Francisco, CA 94158
(415) 388-0100
www.warriors.com

CO-EXECUTIVE CHAIRMAN AND CEO
Joe Lacob

CO-EXECUTIVE CHARIMAN
Peter Guber

PRESIDENT & COO
Rick Welts

PRESIDENT OF BASKETBALL OPERATIONS/GENERAL MANAGER
Bob Myers

VICE PRESIDENT OF COMMUNICATIONS
Raymond Ridder

DIRECTOR, PUBLIC RELATIONS
Brett Winkler

DIRECTOR, BASKETBALL COMMUNICATIONS
Michael Ravina

DIRECTOR OF PUBLICATIONS AND STATISTICAL INFORMATION
Darryl Arata

ASSISTANT, PUBLIC RELATIONS
Cole Lawrence

TEAM COLORS
Warriors Royal Blue, California Golden Yellow

HOME COURT
Chase Center
[18,064; opened 2019]

FRANCHISE HISTORY
Philadelphia Warriors, 1946-62
San Francisco Warriors, 1962-71
Golden State Warriors, 1971-72 to Present

RADIO
KGMZ-FM [95.7 The Game]
Tim Roye and Jim Barnett

TELEVISION
NBC Sports Bay Area
Bob Fitzgerald, Kelenna Azubuike and Kerith Burke

2021-22 SEASON RECAP

RECORD:	53-29	HOME:	31-10
PACIFIC DIVISION:	12-4	ROAD:	22-19
WESTERN CONFERENCE:	33-19	FINISH:	2nd in Division; 3rd in Conference
PLAYOFFS:	Defeated Denver, 4-1, First Round; Defeated Memphis, 4-2, Western Conference Semifinals; Defeated Dallas, 4-1, Western Conference Finals; Defeated Boston, 4-2, NBA Finals		

2022-23 VS. INDIANA

(ALL TIMES ET)

12/5	at Golden State	10:00 p.m.	12/14	at Indiana	7:00 p.m.
------	-----------------	------------	-------	------------	-----------

SERIES RECORD

OVERALL:
Indiana 50 wins
Golden State 46 wins

at INDIANA
Indiana 29 wins
Golden State 19 wins

at GOLDEN STATE
Indiana 21 wins
Golden State 27 wins

SERIES HIGHS

POINTS:
PACERS: 43, John Williamson, 11/23/77
WARRIORS: 60, Klay Thompson, 12/5/16

REBOUNDS:
PACERS: 19, Adrian Dantley, 11/9/77
WARRIORS: 23, Larry Smith, 1/9/82
Donyell Marshall, 2/26/00

ASSISTS:
PACERS: 14, Ricky Sobers, 11/23/77
Mark Jackson, 11/24/94
Jamaal Tinsley, 3/4/03
WARRIORS: 15, Eric Floyd, 2/10/87
Stephen Curry, 1/7/15

LARGEST MARGINS OF VICTORY

PACERS' LARGEST WIN vs. WARRIORS:
39 144-105, at Market Square Arena, 1/15/90

WARRIORS' LARGEST WIN vs. PACERS:
59 150-91, at Oakland Coliseum, 3/19/77



GOLDEN STATE WARRIORS

SERIES RESULTS

DATE	IND-GS	DATE	IND-GS	DATE	IND-GS	DATE	IND-GS
11/13/76	L 112-120	1/13/86	L 108-119	12/6/96	W 86-71	*12/17/08	W 127-120
*1/14/77	L 109-113	*1/25/86	W 124-101	*1/17/97	L 91-98	1/11/09	L 117-120
*2/18/77	L 111-116	2/10/87	W 126-125 OT	*11/1/97	W 96-83	*11/11/09	W 108-94
3/19/77	L 91-150	*2/16/87	W 112-93	3/6/98	W 101-87	11/30/09	L 107-126
11/9/77	L 129-132	*2/1/88	W 90-88	*3/5/99	L 83-102	1/19/11	L 108-110
*11/23/77	W 126-116	2/11/88	W 108-107	*2/26/00	W 104-88	*3/1/11	W 109-100
3/23/78	L 115-119	*1/28/89	L 112-114	3/5/00	W 114-95	1/20/12	W 94-91
*3/31/78	L 103-111	3/2/89	W 131-127 OT	*11/17/00	L 90-92	*2/28/12	W 102-78
11/10/78	L 111-116	12/22/89	L 124-150	11/30/00	L 95-99	12/1/12	L 92-103
*2/2/79	W 87-84	*1/15/90	W 144-105	2/25/02	W 102-97 OT	*2/26/13	W 108-97
2/23/79	W 96-94	3/12/91	L 117-129	*3/12/02	W 115-101	1/20/14	W 102-94
*3/2/79	L 98-105	*3/31/91	W 127-120 OT	*1/11/03	W 116-104	*3/4/14	L 96-98
11/10/79	W 104-101	1/4/92	L 121-140	3/4/03	L 100-107	1/7/15	L 102-117
*2/15/80	L 107-118	*3/27/92	L 117-125	*2/24/04	W 107-96	*2/22/15	W 104-98
11/8/80	L 111-118	12/8/92	W 125-115	3/2/04	W 96-88	*12/8/15	L 123-131
*1/28/81	W 108-102	*1/16/93	W 117-116	12/4/04	L 96-104	1/22/16	L 110-122
1/9/82	L 106-115	12/4/93	L 92-99	*3/11/05	W 101-83	*11/21/16	L 83-121
*3/9/82	L 85-92	*2/7/94	W 104-99	1/5/06	W 99-89	12/5/16	L 106-142
*11/17/82	W 124-122 OT	*11/24/94	W 123-96	*2/10/06	W 107-95	3/27/18	W 92-81
1/2/83	L 105-114	12/3/94	W 118-107	11/29/06	W 108-106	*4/5/18	W 126-106
*11/25/83	L 105-110	12/2/95	L 97-100	*2/5/07	L 98-113	*1/28/19	L 100-132
3/6/84	L 109-125	*2/29/96	W 94-85	1/13/08	L 101-106	3/21/19	L 89-112
1/3/85	W 112-96			*1/16/08	W 125-117	1/24/20	W 129-118
*1/21/85	W 129-127 2OT					1/12/21	W 104-95
						*2/24/21	L 107-111
						*12/13/21	L 100-102
						1/20/22	W 121-117 OT

* at INDIANAPOLIS
OT OVERTIME





OPPONENTS

HOUSTON ROCKETS



STEPHEN SILAS

COACHING STAFF

HEAD COACH:

Stephen Silas

COLLEGE:

Brown

NBA COACHING RECORD:

Houston: Entering 3rd season, 37-117 (.240)

Overall: Same

ASSISTANT COACHES:

Lionel Hollins

John Lucas II

Mahmoud Abdelfattah

Mike Batiste

Rick Higgins

DeSagana Diop

HEAD ATHLETIC TRAINER:

Jason Biles

TEAM DIRECTORY

ADDRESS:

Toyota Center
1510 Polk Street
Houston, TX 77002
(713) 758-7200
www.rockets.com

CHAIRMAN & GOVERNOR

Tilman J. Fertitta

CHIEF EXECUTIVE OFFICER

Tad Brown

GENERAL MANAGER

Rafael Stone

DIRECTOR OF MEDIA & PLAYER RELATIONS

Tracey Hughes

MEDIA RELATIONS MANAGER

Sean McCloskey

MEDIA RELATIONS ASSISTANT

Tomorrow Huff

TEAM COLORS

Red, White and Silver

HOME COURT

Toyota Center
[18,023; opened 2003]

FRANCHISE HISTORY

San Diego Rockets, 1967-71

Houston Rockets, 1971-72 to Present

RADIO

KBME SportsTalk 790

Craig Ackerman and Matt Thomas

SPANISH RADIO

KEYH (850 AM)

Adrian Chavarria

TELEVISION

AT&T SportsNet Houston

Bill Worrell, Clyde Drexler, Craig Ackerman
and Matt Bullard

2021-22 SEASON RECAP

RECORD: 20-62

SOUTHWEST DIVISION: 3-13

WESTERN CONFERENCE: 11-41

PLAYOFFS: Did not qualify

HOME: 11-30

ROAD: 9-32

FINISH: 5th in Division; 15th in Conference

2022-23 VS. INDIANA

(ALL TIMES ET)

11/18 at Houston..... 8:00 p.m.

3/9 at Indiana..... 7:00 p.m.

SERIES RECORD

OVERALL:

Indiana 42 wins

Houston 57 wins

at INDIANA

Indiana 25 wins

Houston 23 wins

at HOUSTON

Indiana 17 wins

Houston 34 wins

SERIES HIGHS

POINTS:

PACERS: 42, Butch Carter, 11/1/83

ROCKETS: 45, James Harden, 1/19/15

REBOUNDS:

PACERS: 21, Dan Roundfield, 4/8/78

ROCKETS: 29, Moses Malone, 10/17/79

ASSISTS:

PACERS: 18, Vern Fleming, 11/23/90

Jamaal Tinsley, OT, 12/13/01

ROCKETS: 20, John Lucas, 4/8/78

LARGEST MARGINS OF VICTORY

PACERS' LARGEST WIN vs. ROCKETS:

33 114-81, at Bankers Life Fieldhouse, 12/20/13

ROCKETS' LARGEST WIN vs. PACERS:

30 132-102, at The Summit, 1/16/88



HOUSTON ROCKETS

SERIES RESULTS

DATE	IND-HOU	DATE	IND-HOU	DATE	IND-HOU	DATE	IND-HOU
12/4/76	L 108-120	*11/14/84	W 125-117	1/8/98	W 87-80	*11/12/10	L 99-102
*12/26/76	L 79-93	3/8/85	L 105-125	*3/25/98	L 81-86	3/5/11	L 95-112
*3/11/77	L 109-124	11/20/85	L 97-126	1998-99 SEASON,		4/1/12	W 104-102 OT
3/22/77	L 99-106	*3/26/86	L 101-110	DID NOT PLAY		*1/18/13	W 105-95
*12/30/77	W 99-98	*11/26/86	L 88-92	11/15/99	W 96-87	3/27/13	W 100-91
1/4/78	L 96-104	1/8/87	L 96-110	*3/17/00	W 111-102	*12/20/13	W 114-81
2/15/78	L 122-126	1/16/88	L 102-132	*11/21/00	L 89-101	3/7/14	L 86-112
*4/8/78	L 111-112	*3/31/88	L 100-102	3/13/01	L 118-127 3OT	1/19/15	L 98-110
*1/30/79	W 112-106	*4/4/89	L 88-90	*12/13/01	W 108-106 OT	*3/23/15	L 100-110
2/13/79	W 124-120	4/11/89	L 99-108	1/5/02	W 81-79	1/10/16	L 103-107 OT
*3/23/79	W 141-134	*12/29/89	W 103-97	*10/30/02	W 91-82	*3/27/16	W 104-101
3/28/79	W 125-124	1/3/90	L 103-117	12/18/02	L 83-95	*1/29/17	W 120-101
10/17/79	L 112-116	*11/23/90	W 112-111	12/23/03	W 79-71	2/27/17	W 117-108
*10/31/79	W 133-129 OT	1/5/91	L 99-112	*1/23/04	L 74-78	*11/12/17	L 95-118
*1/29/80	W 133-112	*11/29/91	W 141-121	1/18/05	W 87-74	11/29/17	L 97-118
2/26/80	L 88-93	2/3/92	L 111-122	*2/11/05	L 83-91	*11/5/18	L 94-98
3/22/80	L 110-125	*1/23/93	L 100-113	*11/20/05	W 85-74	11/11/18	L 103-115
*3/30/80	L 106-121	2/2/93	L 104-115	3/8/06	L 99-103	11/15/19	L 102-111
*11/22/80	W 129-120	*11/18/93	L 83-99	*12/26/06	W 81-76	8/12/20	W 106-104
2/25/81	L 100-101	1/29/94	W 119-108	3/20/07	L 76-86	*1/6/21	W 114-107
*11/17/81	L 82-102	*11/9/94	L 104-109	*2/1/08	L 103-106	4/14/21	W 132-124
1/26/82	L 94-104	1/7/95	W 88-83	3/5/08	L 99-117	*12/23/21	W 118-106
*11/19/82	L 98-109	*11/23/95	L 108-115	11/26/08	W 91-90	3/18/22	W 121-118
12/17/82	L 107-114	1/6/96	L 87-99	*1/23/09	W 107-102		
*11/1/83	W 116-108	11/14/96	L 88-90	2/20/10	W 125-115		
12/17/83	L 94-109	*1/31/97	W 100-74	*4/4/10	W 133-102		





OPPONENTS

LOS ANGELES CLIPPERS



TYRONN LUE

COACHING STAFF

HEAD COACH:

Tyronn Lue

COLLEGE:

Nebraska

NBA COACHING RECORD:

Clippers: Entering 3rd season, 89-65 (.578)

Overall: Entering 7th season, 217-148 (.595)

ASSISTANT COACHES:

Larry Drew

Shaun Fein

Jay Larranaga

Dahntay Jones

Jeremy Castleberry

Brendan O'Connor

Brian Shaw

HEAD ATHLETIC TRAINER:

Jason Powell

TEAM DIRECTORY

ADDRESS:

6951 S. Centinela Ave.
Playa Vista, CA 90094
(310) 862-6000
www.clippers.com

NBA GOVERNOR

Steve Ballmer

PRESIDENT OF BASKETBALL OPERATIONS

Lawrence Frank

GENERAL MANAGER

Michael Winger

ASSISTANT GENERAL MANAGERS

Trent Redden

Mark Hughes

CHIEF COMMUNICATIONS OFFICER

Chris Wallace

DIRECTOR OF COMMUNICATIONS

Dennis Rogers

BASKETBALL COMMUNICATIONS MANAGER

Curtis Jackson

COMMUNICATIONS ASSISTANT

Cooper Dzierzanowski

TEAM COLORS

Red, White, Blue

HOME COURT

Crypto.com Arena
[19,060; opened 1999]

FRANCHISE HISTORY

Buffalo Braves, 1970-78
San Diego Clippers, 1978-84
Los Angeles Clippers, 1984-85 to Present

RADIO

L.A. Sports 570 AM

Noah Eagle

SPANISH RADIO

ESPN Deportes [1330 AM]

Armando Garcia

TELEVISION

SoCal.

Brian Sieman

2021-22 SEASON RECAP

RECORD: 42-40

PACIFIC DIVISION: 6-10

WESTERN CONFERENCE: 24-28

PLAYOFFS: Did not qualify

HOME: 16-25

ROAD: 18-23

FINISH: 3rd in Division; 9th in Conference

2022-23 VS. INDIANA

(ALL TIMES ET)

11/27 at Los Angeles..... 4:00 p.m.

12/31 at Indiana..... 3:00 p.m.

SERIES RECORD

OVERALL:

Indiana 57 wins

Los Angeles 37 wins

at INDIANA

Indiana 35 wins

Los Angeles 13 wins

at LOS ANGELES

Indiana 19 wins

Los Angeles 16 wins

at SAN DIEGO

Indiana 1 win

San Diego 6 wins

at BUFFALO

Indiana 2 wins

Buffalo 2 wins

SERIES HIGHS

POINTS:

PACERS: 44, Billy Knight, 1/25/80

Rik Smits, 12/10/95

CLIPPERS: 47, Blake Griffin, 1/17/11

REBOUNDS:

PACERS: 22, Domantas Sabonis, 12/9/19

CLIPPERS: 29, Bob McAdoo, 12/7/76

ASSISTS:

PACERS: 15, Mark Jackson, 3/31/98

Jamaal Tinsley, 1/26/03

CLIPPERS: 15, Chris Paul, 12/10/14

LARGEST MARGINS OF VICTORY

PACERS' LARGEST WIN vs. CLIPPERS:

35 123-88, at Market Square Arena, 1/6/89

CLIPPERS' LARGEST WIN vs. PACERS:

34 102-68, at Consecro Fieldhouse, 11/10/04



LOS ANGELES CLIPPERS

SERIES RESULTS

DATE	IND-LAC	DATE	IND-LAC	DATE	IND-LAC	DATE	IND-LAC
12/7/76	W 107-103	11/18/86	W 98-93	*12/11/99	W 108-90	*2/28/13	L 91-99
*12/11/76	W 109-101	*1/2/87	W 116-106	1/8/00	L 94-107	4/1/13	W 109-106
2/21/77	L 106-117	*1/11/88	W 111-90	1/8/01	W 85-82	12/1/13	W 105-100
*3/2/77	W 116-108	1/20/88	L 97-104	*1/15/01	W 89-74	*1/18/14	W 106-92
11/15/77	W 100-94	11/18/88	L 110-113	12/2/01	L 72-103	*12/10/14	L 96-103
1/12/78	L 92-111	*1/6/89	W 123-88	*2/23/02	W 106-88	12/17/14	L 100-102
*1/22/78	W 99-90	12/19/89	L 102-128	12/1/02	W 92-87	12/2/15	W 103-91
*3/15/78	W 111-106	*3/3/90	L 105-107	*1/26/03	W 108-101	*1/26/16	L 89-91
*10/21/78	W 125-119	*1/8/91	L 107-122	*11/19/03	W 91-78	*11/27/16	W 91-70
11/14/78	L 106-109	3/15/91	W 121-109	3/3/04	W 101-94 OT	12/4/16	W 111-102
*12/30/78	L 111-114	11/11/91	L 97-106	*11/10/04	L 68-102	*3/23/18	W 109-104
2/27/79	L 107-124	*1/8/92	L 102-104	12/1/04	L 76-88	4/1/18	W 111-104
11/16/79	L 97-105	12/13/92	L 101-112	11/27/05	W 97-92	*2/7/19	W 105-90
*1/25/80	W 139-117	*1/5/93	W 114-106	*12/21/05	W 97-75	3/19/19	L 109-115
12/27/80	L 109-121	12/1/93	W 120-100	*2/11/07	W 94-80	*12/9/19	L 99-110
*1/3/81	W 128-104	*3/28/94	W 126-93	3/3/07	L 64-87	1/17/21	L 96-129
11/14/81	W 123-114	12/1/94	W 93-84	*11/7/07	L 89-104	*4/13/21	L 115-126
*2/18/82	W 119-114	*3/22/95	W 107-103	12/2/07	W 101-95	1/17/22	L 133-139
*11/9/82	W 100-95	*12/10/95	W 111-104	*12/19/08	L 109-117 2OT	*1/31/22	W 122-116
1/20/83	L 95-100	1/3/96	W 110-94	3/7/09	W 106-105		
*1/31/84	W 111-97	1/15/97	W 108-93	*11/25/09	W 86-73		
3/7/84	L 110-114	*3/30/97	W 103-96 OT	12/5/09	L 72-88		
2/4/85	L 96-115	2/1/98	W 99-92	*11/18/10	W 107-80		
*3/14/85	L 112-113	*3/31/98	W 128-106	1/17/11	L 107-114		
*1/4/86	W 106-77		1998-99 SEASON, DID NOT PLAY	*3/20/12	W 102-89		
3/2/86	W 129-112						

* at INDIANAPOLIS
OT OVERTIME





OPPONENTS

LOS ANGELES LAKERS



DARVIN HAM

COACHING STAFF

HEAD COACH:

Darvin Ham

COLLEGE:

Texas Tech

NBA COACHING RECORD:

Lakers: Entering 1st season

Overall: Same

ASSISTANT COACHES:

Phil Handy

Chris Jent

Jordan Ott

J.D. Dubois

Schuyler Rimmer

Zach Peterson

HEAD ATHLETIC TRAINER:

Roger Sancho

TEAM DIRECTORY

ADDRESS:

2275 E. Mariposa Ave.
El Segundo, CA 90245
(310) 426-6000
www.lakers.com

GOVERNOR

Jeanie Buss

PRESIDENT, BUSINESS OPERATIONS

Tim Harris

GENERAL MANAGER

Rob Pelinka

DIRECTOR, MEDIA RELATIONS

Mitch Heckart

**ASSOCIATE DIRECTOR,
MEDIA RELATIONS**

Ta’Nisha Cooper

COORDINATOR, MEDIA RELATIONS

Noah Camarena

TEAM COLORS

Purple and Gold

HOME COURT

Crypto.com Arena
(18,997; opened 1999)

FRANCHISE HISTORY

Minneapolis Lakers, 1948-60
Los Angeles Lakers, 1960-61 to Present

RADIO

710 AM ESPNLA Radio
John Ireland and Mychal Thompson

SPANISH RADIO

1330 AM ESPN Deportes
Fernando Gonzalez, Jose “Pepe” Mantilla

TELEVISION

Spectrum SportsNet
Bill MacDonald, Stu Lantz
and Mike Trudell

2021-22 SEASON RECAP

RECORD: 33-49

PACIFIC DIVISION: 3-13

WESTERN CONFERENCE: 18-34

PLAYOFFS: Did not qualify

HOME: 21-20

ROAD: 12-29

FINISH: 4th in Division; 11th in Conference

2022-23 VS. INDIANA

(ALL TIMES ET)

11/28 at Los Angeles.....10:30 p.m. 2/2 at Indiana.....7:00 p.m.

SERIES RECORD

OVERALL:

Indiana 33 wins
Los Angeles 63 wins

at INDIANA

Indiana 23 wins
Los Angeles 25 wins

at LOS ANGELES

Indiana 10 wins
Los Angeles 38 wins

PLAYOFFS

Indiana 2 wins
Los Angeles 4 wins

SERIES HIGHS

POINTS:

PACERS: 39, Reggie Miller, 3/18/05
T.J. Warren, 8/8/20

LAKERS: 45, Kobe Bryant, 1/9/06

REBOUNDS:

PACERS: 20, Jermaine O’Neal, 2/4/03
LAKERS: 20, Kareem Abdul-Jabbar, OT, 11/15/81

ASSISTS:

PACERS: 15, Mark Jackson, 3/2/97
LAKERS: 21, Magic Johnson, 12/16/90

LARGEST MARGINS OF VICTORY

PACERS’ LARGEST WIN vs. LAKERS:
42 136-94, at Bankers Life Fieldhouse, 2/5/19

LAKERS’ LARGEST WIN vs. PACERS:
28 134-106, at The Forum, 11/12/78



LOS ANGELES LAKERS

SERIES RESULTS

DATE	IND-LAL
11/12/76	L 106-117
*12/8/76	W 111-98
1/23/77	L 104-121
*3/23/77	L 97-105
*10/19/77	L 120-133
11/4/77	L 99-111
*1/8/78	W 104-103
3/26/78	L 99-110
*11/8/78	L 111-113
11/12/78	L 106-134
*2/18/79	L 111-122
2/25/79	L 108-118
11/18/79	L 104-127
*1/2/80	L 120-127
12/26/80	L 115-116
*2/4/81	L 96-102
11/15/81	L 123-124
*1/15/82	L 92-97
1/23/83	L 102-105
*2/20/83	L 112-126
*2/7/84	L 105-106
3/10/84	W 126-114
2/3/85	L 100-122
*2/22/85	W 122-113
1/10/86	L 102-124
*2/19/86	L 81-90
*1/22/87	L 108-118
2/13/87	L 108-113

2OT

DATE	IND-LAL
*1/9/88	L 98-101
2/9/88	W 110-108
*12/10/88	L 105-112
3/3/89	L 117-139
11/15/89	L 94-117
*1/24/90	L 111-120
12/16/90	L 112-115
*1/21/91	L 114-120
1/3/92	W 114-87
*3/16/92	W 98-85
*1/28/93	W 127-110
3/28/93	L 90-92
*11/26/93	L 100-102
1/26/94	L 99-103
*1/18/95	W 106-105
3/13/95	L 91-93
12/3/95	L 96-104
*12/20/95	W 109-98
12/11/96	L 76-79
*3/2/97	W 101-85
*2/25/98	L 89-96
3/4/98	L 95-104
2/14/99	W 101-99
*1/14/00	W 111-102
3/3/00	L 92-107
11/28/00	L 107-124
*2/18/01	W 110-109

DATE	IND-LAL
*1/9/02	L 90-109
3/1/02	L 84-96
*2/4/03	L 94-97
3/5/03	L 95-97
11/30/03	L 77-99
*2/2/04	W 85-72
3/6/05	L 94-103
*3/18/05	W 103-97
1/9/06	L 90-96
*2/1/06	W 105-79
12/4/06	L 87-101
*2/2/07	W 95-84
*11/20/07	L 114-134
1/6/08	L 96-112
*12/2/08	W 118-117
1/9/09	L 119-121
*1/27/10	L 96-118
3/2/10	L 99-122
11/28/10	W 95-92
*12/15/10	L 94-109
1/22/12	W 98-96
11/27/12	W 79-77
*3/15/13	L 93-99
1/28/14	W 104-92
*2/25/14	W 118-98
*12/15/14	W 110-91
1/4/15	L 87-88

DATE	IND-LAL
11/29/15	W 107-103
*2/8/16	W 89-87
*11/1/16	W 115-108
1/20/17	L 95-108
1/19/18	L 86-99
*3/19/18	W 110-100
11/29/18	L 96-104
*2/5/19	W 136-94
*12/17/19	W 105-102
*8/8/20	W 116-111
3/12/21	L 100-105
*5/15/21	L 115-122
*11/24/21	L 116-124 OT
1/19/22	W 111-104

PLAYOFFS

6/7/00	L 87-104
6/9/00	L 104-111
*6/11/00	W 100-91
*6/14/00	L 118-120 OT
*6/16/00	W 120-87
6/19/00	L 111-116

* at INDIANAPOLIS
OT OVERTIME





OPPONENTS

MEMPHIS GRIZZLIES



TAYLOR JENKINS

COACHING STAFF

HEAD COACH:

Taylor Jenkins

COLLEGE:

Pennsylvania

NBA COACHING RECORD:

Memphis: Entering 4th season,
128-99 (.564)

Overall: Same

ASSISTANT COACHES:

Blake Ahearn

Brad Jones

David McClure

Scoonie Penn

Vitaly Potapenko

Darko Rajakovic

Sonia Raman

HEAD ATHLETIC TRAINER:

Drew Graham

TEAM DIRECTORY

ADDRESS:

191 Beale St.
Memphis, TN 38103
(901) 205-1234
www.grizzlies.com

CHAIRMAN AND CONTROLLING OWNER

Robert J. Pera

GENERAL MANAGER

Zachary Z. Kleiman

SPECIAL ADVISOR TO THE GENERAL MANAGER

Tayshaun Prince

DIRECTOR OF COMMUNICATIONS AND PUBLICATIONS

Laura Ehret

SENIOR MANAGER, BASKETBALL COMMUNICATIONS AND PUBLICATIONS

Ross Wooden

COMMUNICATIONS AND PUBLICATIONS COORDINATOR

Corey Moore

TEAM COLORS

Street Blue, Memphis Midnight Blue,
Smoke Blue, Grizzlies Gold

HOME COURT

FedEx Forum
(18,119; opened 2004)

FRANCHISE HISTORY

Vancouver Grizzlies, 1995-2001
Memphis Grizzlies, 2001-02 to Present

RADIO

92.9 FM ESPN/680 AM ESPN
Eric Hasseltine, Hank McDowell,
Elliot Perry and Michael Wallace

TELEVISION

Bally Sports South
Pete Pranica, Sean Tuohy, Brevin Knight,
Rob Fischer and Chris Vernon

2021-22 SEASON RECAP

RECORD:	56-26	HOME:	30-11
SOUTHWEST DIVISION:	11-5	ROAD:	26-15
WESTERN CONFERENCE:	36-16	FINISH:	1st in Division; 2nd in Conference
PLAYOFFS:	Defeated Minnesota, 4-2, First Round; Lost to Golden State, 4-2, Western Conference Semifinals		

2022-23 VS. INDIANA

(ALL TIMES ET)

1/14 at Indiana 7:00 p.m. 1/29 at Memphis 6:00 p.m.

SERIES RECORD

OVERALL:

Indiana 32 wins
Memphis 20 wins

at INDIANA

Indiana 19 wins
Memphis 6 wins

at MEMPHIS

Indiana 7 wins
Memphis 14 wins

at VANCOUVER

Indiana 6 wins
Memphis 0 wins

SERIES HIGHS

POINTS:

PACERS: 38, Jermaine O'Neal, 3/21/03
GRIZZLIES: 34, Jonas Valanciunas, 4/11/21

REBOUNDS:

PACERS: 18, Jermaine O'Neal, 3/21/03
GRIZZLIES: 22, Jonas Valanciunas, 4/11/21

ASSISTS:

PACERS: 12, Lance Stephenson, 11/11/13
GRIZZLIES: 15, Jason Williams, 3/21/03

LARGEST MARGINS OF VICTORY

PACERS' LARGEST WIN vs. GRIZZLIES:
47 127-80, at General Motors Place, 12/4/96
GRIZZLIES' LARGEST WIN vs. PACERS:
33 135-103, at Gainbridge Fieldhouse, 3/15/22



MEMPHIS GRIZZLIES

SERIES RESULTS

DATE	IND-MEM	DATE	IND-MEM	DATE	IND-MEM	DATE	IND-MEM
3/8/96	W 94-80	*1/30/02	W 83-82	11/3/07	W 121-111	*10/29/15	L 103-112
*3/22/96	W 111-94	3/7/02	L 111-122	*1/2/08	L 72-90	12/19/15	L 84-96
*11/29/96	W 104-94	2/18/03	L 103-108 OT	12/26/08	L 105-108	*2/24/17	W 102-92
12/4/96	W 127-80	*3/21/03	W 101-92	*2/25/09	W 104-99	3/29/17	L 97-110
*11/27/97	W 106-85	*12/29/03	W 94-86	12/18/09	L 94-107	11/15/17	W 116-113
3/3/98	W 111-103	3/20/04	L 95-99	*12/30/09	L 110-121	*1/31/18	W 105-101
2/11/99	W 101-97	1/11/05	W 86-85	*12/26/10	L 90-104	*10/17/18	W 111-83
*11/26/99	W 105-86	*2/13/05	W 76-73	3/19/11	L 78-99	1/26/19	L 103-106
12/1/99	W 96-89	*12/10/05	W 80-66	2/10/12	L 92-88	*11/25/19	W 126-114
12/1/00	W 86-76 OT	3/21/06	L 75-105	*12/31/12	W 88-83	12/2/19	W 117-104
*3/23/01	W 95-75	2/3/07	W 116-110	1/21/13	W 82-81	*2/2/21	W 134-116
		*2/14/07	W 114-104	*11/11/13	W 95-79	4/11/21	W 132-125
				3/22/14	L 71-82	*3/15/22	L 102-135
				*10/31/14	L 89-97	3/24/22	L 103-133
				4/15/15	L 83-95		

* AT INDIANAPOLIS
OT OVERTIME





OPPONENTS

MIAMI HEAT



ERIK SPOELSTRA

COACHING STAFF

HEAD COACH:

Erik Spoelstra

COLLEGE:

Portland

NBA COACHING RECORD:

Miami: Entering 15th season, 660-453 (.593)

Overall: Same

ASSISTANT COACHES:

Caron Butler

Malik Allen

Chris Quinn

HEAD ATHLETIC TRAINER:

Jay Sabol

TEAM DIRECTORY

ADDRESS:

1601 Biscayne Blvd.
Miami, FL 33132
(786) 777-4328
www.heat.com

MANAGING GENERAL PARTNER

Micky Arison

CHIEF EXECUTIVE OFFICER

Nick Arison

PRESIDENT

Pat Riley

**SENIOR VICE PRESIDENT,
BASKETBALL OPERATIONS/
GENERAL MANAGER**

Andy Elisburg

VICE PRESIDENT, SPORTS

MEDIA RELATIONS

Tim Donovan

SENIOR DIRECTOR OF SPORTS MEDIA

RELATIONS

Rob Wilson

DIRECTOR OF SPORTS MEDIA RELATIONS

Michael Lissack

SPORTS MEDIA RELATIONS MANAGER

Nick Maiorana

**SPORTS MEDIA RELATIONS/
BASKETBALL OPERATIONS ASSISTANT**

Maddox Burnett

TEAM COLORS

Red, Yellow, Black and White

HOME COURT

FTX Arena
(19,600; opened 2000)

FRANCHISE HISTORY

Miami Heat, 1988-89 to Present

RADIO

The Ticket (790 AM)
Mike Inglis, Ruth Riley Hunter and Ron Rothstein

SPANISH RADIO

WAQI (710 AM)
José Pañeda and Joe Pujala

TELEVISION

Bally Sports Sun
Eric Reid, John Crotty and Jason Jackson

2021-22 SEASON RECAP

RECORD:	53-29	HOME:	29-12
SOUTHEAST DIVISION:	13-3	ROAD:	24-17
EASTERN CONFERENCE:	35-17	FINISH:	1st in Division; 1st in Conference
PLAYOFFS:	Defeated Atlanta, 4-1, First Round; Defeated Philadelphia, 4-2, Eastern Conference Semifinals; Lost to Boston, 4-3, Eastern Conference Finals		

2022-23 VS. INDIANA

(ALL TIMES ET)

11/4	at Indiana	7:00 p.m.	12/23	at Miami	8:00 p.m.
12/12	at Indiana	7:00 p.m.	2/8	at Miami	7:30 p.m.

SERIES RECORD

OVERALL:

Indiana 70 wins
Miami 53 wins

at INDIANA

Indiana 48 wins
Miami 13 wins

at MIAMI

Indiana 22 wins
Miami 40 wins

PLAYOFFS

Indiana 11 wins
Miami 18 wins

SERIES HIGHS

POINTS:

PACERS: 40, Reggie Miller, 4/6/96
HEAT: 43, Dwyane Wade, 4/2/10

REBOUNDS:

PACERS: 18, Roy Hibbert, 5/17/12
HEAT: 22, Hassan Whiteside, 12/14/16

ASSISTS:

PACERS: 15, T.J. McConnell, 3/19/21
HEAT: 14, Four times
Most recent: Tim Hardaway, 11/9/99

LARGEST MARGINS OF VICTORY

PACERS' LARGEST WIN vs. HEAT:
36 119-83, at Market Square Arena, 11/23/91

HEAT'S LARGEST WIN vs. PACERS:
35 118-83, at AmericaAirlines Arena, 1/4/12



MIAMI HEAT

SERIES RESULTS

DATE	IND-MIA	DATE	IND-MIA	DATE	IND-MIA	DATE	IND-MIA
1/15/89	L 117-118	11/9/99	L 101-113	11/22/10	W 93-77	PLAYOFFS	
*3/29/89	W 96-89	*1/29/00	W 94-84	2/8/11	L 112-117	*5/6/04	W 94-81
*11/10/89	W 102-98	*3/12/00	L 96-105	*2/15/11	L 103-110	*5/8/04	W 91-80
1/17/90	L 111-121	4/14/00	W 105-101	1/4/12	L 83-118	5/10/04	L 87-94
*1/26/90	W 115-105	12/27/00	L 79-91	*2/14/12	L 90-105	5/12/04	L 88-100
3/20/90	W 112-98	*1/13/01	W 87-71	3/10/12	L 91-93	*5/15/04	W 94-83
11/10/90	L 105-120	2/6/01	L 89-102	*3/26/12	W 105-90	5/18/04	W 73-70
*11/16/90	W 106-80	*12/31/01	L 87-89	*1/8/13	W 87-77	5/13/12	L 86-95
2/1/91	L 113-116	1/19/02	L 88-100	*2/1/13	W 102-89	5/15/12	W 78-75
*3/20/91	W 117-107	3/22/02	W 104-94	3/10/13	L 91-105	*5/17/12	W 94-75
*11/23/91	W 119-83	*3/31/02	W 100-81	*12/10/13	W 90-84	*5/20/12	L 93-101
12/18/91	L 112-118	11/5/02	W 83-79	12/18/13	L 94-97	5/22/12	L 83-115
*1/18/92	W 127-103	*1/15/03	W 104-81	*3/26/14	W 84-83	*5/24/12	L 93-105
3/18/92	W 116-111	1/27/03	W 102-95	4/11/14	L 86-98	5/22/13	L 102-103
*11/24/92	W 114-82	*4/6/03	W 90-69	11/12/14	W 81-75	5/24/13	W 97-93
11/25/92	L 93-110	1/5/04	W 87-65	*12/31/14	W 106-95	*5/26/13	L 96-114
3/7/93	L 99-114	*2/8/04	W 97-91	1/23/15	L 87-89	*5/28/13	W 99-92
*4/24/93	W 94-88	*3/28/04	W 87-80	*4/5/15	W 112-89	5/30/13	L 79-90
*1/19/94	W 109-92	1/21/05	W 106-100	*11/6/15	W 90-87	*6/1/13	W 91-77
2/9/94	W 102-98	*2/23/05	W 93-91	*12/11/15	W 96-83	6/3/13	L 76-99
4/1/94	L 91-101	*3/31/05	W 114-108	1/4/16	L 100-103	*5/18/14	W 107-96
*4/23/94	W 114-81	4/17/05	L 80-84	2/22/16	L 93-101	*5/20/14	L 83-87
*12/10/94	W 117-103	11/3/05	W 105-102	12/14/16	L 89-95	5/24/14	L 87-99
1/24/95	L 96-107	*11/9/05	W 95-90	2/25/17	L 95-113	5/26/14	W 90-102
*2/19/95	W 106-87	3/27/06	L 91-96	*3/12/17	W 102-98	*5/28/14	W 93-90
3/21/95	L 95-97	1/18/07	L 101-104	10/21/17	L 108-112	5/30/14	L 92-117
11/15/95	W 103-97	*1/24/07	W 96-94	11/19/17	W 120-95	*8/18/20	L 101-113
*12/28/95	W 91-77	*3/23/07	W 95-70	*1/10/18	L 106-114	*8/20/20	L 100-109
*4/6/96	W 99-95	4/13/07	L 96-100	*3/25/18	W 113-107	8/22/20	L 115-124
*11/2/96	L 95-97	*11/2/07	W 87-85	11/9/18	W 110-102	8/24/20	L 87-99
12/17/96	W 103-89	12/15/07	W 106-103	*11/16/18	W 99-91		
2/13/97	L 90-106	1/26/08	L 96-98	2/2/19	W 95-88		
*4/3/97	L 78-92	*3/31/08	W 105-85	12/27/19	L 112-113		
*11/14/97	W 82-78	11/22/08	L 100-109	*1/8/20	L 108-122		
*12/12/97	W 104-89	*1/30/09	W 114-103	8/10/20	L 92-114		
12/28/97	L 90-101	*3/25/09	W 90-88	*8/14/20	W 109-92		
2/11/98	W 110-101	*10/30/09	L 83-96	3/19/21	W 137-110		
*2/16/99	L 78-89	12/27/09	L 80-114	3/21/21	W 109-106		
*3/7/99	W 85-72	1/19/10	L 83-113	*3/31/21	L 87-92		
3/20/99	W 94-89	*4/2/10	L 96-105	*10/23/21	W 102-91		
4/18/99	L 88-92			*12/3/21	L 104-113		
				12/21/21	L 96-125		

* AT INDIANAPOLIS
OT OVERTIME





OPPONENTS

MILWAUKEE BUCKS



MIKE BUDENHOLZER

COACHING STAFF

HEAD COACH:

Mike Budenholzer

COLLEGE:

Pomona College

NBA COACHING RECORD:

Milwaukee: Entering 5th season, 213-96 (.689)

Overall: Entering 10th season, 426-293 (.592)

ASSISTANT COACHES: HEAD ATHLETIC TRAINER:

Charles Lee

Scott Faust

Ben Sullivan

Patrick St. Andrews

Chad Forcier

Vin Baker

Mike Dunlap

Josh Oppenheimer

Blaine Mueller

TEAM DIRECTORY

ADDRESS:

1543 N. 2nd Street
6th Floor
Milwaukee, WI, 53212

Fiserv Forum
1111 Vel R. Phillips Avenue
Milwaukee, WI 53203
(414) 227-0500
www.bucks.com

NBA GOVERNORS

Wes Edens, Marc Lasry, Jamie Dinan
and Mike Fascitelli

GENERAL MANAGER

Jon Horst

ASSISTANT GENERAL MANAGER

Milt Newton

SENIOR VICE PRESIDENT OF COMMUNICATIONS

Barry Baum

VICE PRESIDENT OF COMMUNICATIONS

Dan Smyczek

MANAGER OF COMMUNICATIONS

Hilary Dickinson

COMMUNICATIONS COORDINATOR

Eric Kohlbeck

TEAM COLORS

Good Land Green, Cream City Cream,
Great Lakes Blue, Bucks Black

HOME COURT

Fiserv Forum
(17,500, opened 2018)

FRANCHISE HISTORY

Milwaukee Bucks,
1968-69 to Present

RADIO

WTMJ (620 AM)
Dennis Krause

TELEVISION

Bally Sports Wisconsin
Lisa Byington, Marques Johnson,
Steve Novak and Zora Stephenson

2021-22 SEASON RECAP

RECORD:	51-31	HOME:	27-14
CENTRAL DIVISION:	12-4	ROAD:	24-17
EASTERN CONFERENCE:	33-19	FINISH:	1st in Division; 3rd in Conference
PLAYOFFS:	Defeated Chicago, 4-1, First Round; Lost to Boston, 4-3, Eastern Conference Semifinals		

2022-23 VS. INDIANA

(ALL TIMES ET)

1/16	at Milwaukee.....	2:30 p.m.	3/16	at Milwaukee.....	8:00 p.m.
1/27	at Indiana	7:00 p.m.	3/29	at Indiana	7:00 p.m.

SERIES RECORD

OVERALL:

Indiana 91 wins
Milwaukee 111 wins

at INDIANA

Indiana 59 wins
Milwaukee 42 wins

at MILWAUKEE

Indiana 32 wins
Milwaukee 69 wins

PLAYOFFS

Indiana 6 wins
Milwaukee 2 wins

SERIES HIGHS

POINTS:

PACERS: 55, Jermaine O'Neal, 1/4/05
BUCKS: 50, Giannis Antetokounmpo, 2/15/22

REBOUNDS:

PACERS: 21, Clark Kellogg, 1/17/84
BUCKS: 22, Terry Cummings, 2/3/89

ASSISTS:

PACERS: 19, Mark Jackson, 2/28/97
BUCKS: 17, Ramon Sessions, 2/11/09

LARGEST MARGINS OF VICTORY

PACERS' LARGEST WIN vs. BUCKS:
33 133-100, at Bradley Center, 4/20/91

BUCKS' LARGEST WIN vs. PACERS:
33 133-100, at Bradley Center, 4/20/91



MILWAUKEE BUCKS

SERIES RESULTS

DATE	IND-MIL	DATE	IND-MIL	DATE	IND-MIL	DATE	IND-MIL
*1/26/76	W 109-98	11/30/87	L 94-104	12/18/99	L 95-109	*11/15/13	W 104-77
1/2/77	W 116-109	*12/8/87	W 103-101	*1/19/00	W 106-84	2/22/14	W 110-100
3/12/77	L 106-108	1/2/88	W 99-97	2/17/00	W 92-90	*2/27/14	W 101-96
*4/3/77	L 112-120	*1/7/88	W 114-108	*3/23/00	L 84-105	4/9/14	W 104-102
*11/30/77	L 113-120	*2/24/88	L 94-97	*11/8/00	W 108-97	*11/4/14	L 81-87
1/10/78	L 103-125	4/9/88	L 100-105	12/3/00	L 80-92	1/2/15	W 94-91
*3/18/78	L 104-113	*11/4/88	L 103-117	2/3/01	L 85-104	*3/12/15	W 109-103 OT
3/30/78	L 100-105	*11/22/88	W 105-91	*2/28/01	W 99-86	3/26/15	L 107-111
*11/26/78	W 114-112	12/27/88	L 107-120	12/15/01	L 95-115	*11/21/15	W 123-86
12/1/78	L 107-111	*2/3/89	L 91-109	*1/15/02	L 102-106	*12/31/15	L 116-120
1/3/79	W 108-102	2/21/89	L 90-116	1/16/02	L 100-105	3/2/16	W 104-99
*3/30/79	L 99-101	4/22/89	W 117-110	*4/12/02	W 112-107 OT	4/13/16	W 97-92
*11/28/79	L 79-87	11/27/89	W 101-97	*11/15/02	W 103-100 OT	11/3/16	L 107-125
1/3/80	L 96-106	*12/15/89	L 98-103	12/11/02	W 126-119 OT	*2/11/17	L 100-116
*10/22/80	L 105-119	*1/13/90	W 111-109	*2/28/03	W 107-98	3/10/17	L 85-99
11/2/80	L 121-135	*3/21/90	W 112-96	4/13/03	L 98-107	*4/6/17	W 104-89
12/5/80	L 100-102	4/4/90	L 116-121	*10/31/03	L 79-93	1/3/18	L 101-122
*1/10/81	W 106-102	11/27/90	L 98-112	12/26/03	L 96-101	*1/8/18	W 109-96
2/3/81	W 108-99	*12/2/90	W 107-103	3/30/04	L 86-95	3/2/18	W 103-96
*2/11/81	L 101-107	*1/12/91	W 118-110	*3/31/04	W 111-78	*3/5/18	W 92-89
12/11/81	L 100-103 OT	1/16/91	L 119-126	*12/7/04	L 86-89	10/19/18	L 101-118
*12/15/81	L 96-104	4/20/91	L 100-133	12/10/04	L 86-95	*12/12/18	W 113-97
*12/29/81	L 96-107	11/30/91	L 119-137	*1/4/05	W 116-99	*2/13/19	L 97-106
*2/9/82	L 101-108	*12/6/91	W 126-106	3/28/05	W 90-76	3/7/19	L 98-117
2/17/82	L 93-104	*2/14/92	W 107-100	11/12/05	L 102-103	*11/16/19	L 83-102
4/4/82	L 115-129	*3/20/92	W 102-97 OT	*1/11/06	W 112-88	12/22/19	L 89-117
11/16/82	L 103-115	4/8/92	W 122-107	*2/15/06	W 88-77	*2/12/20	W 118-111
*11/21/82	L 98-109	11/21/92	L 95-105	4/1/06	L 89-96	3/4/20	L 100-119
*12/1/82	L 105-125	*1/21/93	L 108-110	11/18/06	W 102-100	2/3/21	L 110-130
12/12/82	L 108-120	2/13/93	L 115-117	*11/21/06	W 93-88	3/22/21	L 113-140
2/18/83	L 94-121	*3/17/93	W 114-91	*2/21/07	W 136-129 2OT	*5/13/21	L 133-142
*4/13/83	W 113-90	4/18/93	W 108-98	4/11/07	W 104-98	*10/25/21	L 109-119
10/28/83	L 83-104	1/11/94	W 82-76	1/24/08	L 92-104	*11/28/21	L 100-118
*12/27/83	W 115-104	*1/24/94	L 88-96	*3/2/08	W 128-106	12/15/21	L 99-114
*1/17/84	L 92-112	3/9/94	W 105-94	4/4/08	W 105-101	2/15/22	L 119-128
*2/15/84	L 91-107	*3/12/94	W 104-97	*4/6/08	W 105-97		
3/24/84	L 92-106	11/15/94	L 81-82	12/13/08	L 103-121		
4/14/84	L 92-104	*11/25/94	W 111-106	*1/28/09	W 107-99		
11/9/84	L 105-122	*1/14/95	L 95-97	2/11/09	L 110-122		
*11/27/84	W 126-105	2/24/95	W 98-86	*4/15/09	W 115-108		
12/8/84	L 96-99	*3/15/95	W 117-108	*12/21/09	L 81-84		
*1/9/85	L 105-106	*12/15/95	W 112-95	2/6/10	L 81-93		
*2/14/85	L 128-132 OT	12/17/95	L 80-84	*2/25/10	L 110-112		
3/23/85	L 129-140	*1/11/96	W 96-88	3/14/10	L 94-98		
11/30/85	L 94-111	1/24/96	W 97-89	*11/5/10	L 90-94		
*12/20/85	W 114-102	1/21/97	W 92-89	12/8/10	L 95-97		
12/26/85	L 87-105	*1/25/97	L 86-88	2/12/11	W 103-97		
*1/24/86	L 92-117	*2/28/97	W 104-85	*4/1/11	W 89-88		
*2/12/86	L 97-103	3/16/97	L 98-102	3/24/12	W 125-104		
3/14/86	W 114-104	11/20/97	W 109-83	4/14/12	W 105-99		
11/11/86	L 94-102	*3/13/98	W 96-76	*4/19/12	W 118-109		
*11/15/86	W 104-103	3/22/98	W 96-94	11/14/12	L 85-99		
12/2/86	L 88-95	*4/5/98	W 93-92	12/18/12	L 93-98		
2/24/87	L 114-120 2OT	2/20/99	W 82-80	*1/5/13	W 95-80		
*3/7/87	L 120-124	*3/12/99	W 109-104	*3/22/13	W 102-78		
*3/25/87	W 125-108	*4/21/99	W 108-100 OT				

PLAYOFFS

*5/9/99	W 119-88
*5/11/99	W 108-107 OT
5/13/99	W 99-91
*4/23/00	W 88-85
*4/27/00	L 91-104
4/29/00	W 109-96
5/1/00	L 87-100
*5/4/00	W 96-95

* AT INDIANAPOLIS
OT OVERTIME





OPPONENTS

MINNESOTA TIMBERWOLVES



CHRIS FINCH

COACHING STAFF

HEAD COACH:

Chris Finch

COLLEGE:

Franklin & Marshall

NBA COACHING RECORD:

Minnesota: Entering 3rd season, 62-61 (.504)

Overall: Same

ASSISTANT COACHES:

Micah Nori
Pablo Prigioni
Elston Turner
Kevin Hanson
Kevin Burleson

HEAD ATHLETIC TRAINER:

Gregg Farnam

TEAM DIRECTORY

ADDRESS:

600 Hennepin Avenue, Suite 300
Minneapolis Minnesota 55403

Target Center
600 First Avenue North
Minneapolis, MN 55403
(612) 673-1600
www.Timberwolves.com

CHAIRMAN

Glen Taylor

CHIEF EXECUTIVE OFFICER

Ethan Casson

PRESIDENT OF BASKETBALL OPERATIONS

Tim Connelly

ASSISTANT GENERAL MANAGERS

Gianluca Pascucci
Joe Branch
Emmanuel Rohan

BASKETBALL COMMUNICATIONS**MANAGER**

Sara Perez

BASKETBALL COMMUNICATIONS**MANAGER**

Aaron Freeman

TEAM COLORS

Green, Blue, Silver

HOME COURT

Target Center
(19,356; opened 1990)

FRANCHISE HISTORY

Minnesota Timberwolves, 1989-90 to Present

RADIO

WCCO-AM 830
Alan Horton

TELEVISION

Bally Sports North
Michael Grady and Jim Petersen

2021-22 SEASON RECAP

RECORD: 46-36

NORTHWEST DIVISION: 12-4

WESTERN CONFERENCE: 32-20

PLAYOFFS: Lost to Memphis, 4-2, First Round

HOME: 26-15

ROAD: 20-21

FINISH: 3rd in Division; 7th in Conference

2022-23 VS. INDIANA

(ALL TIMES ET)

11/23 at Indiana 7:00 p.m.

12/7 at Minnesota 8:00 p.m.

SERIES RECORD

OVERALL:

Indiana 41 wins
Minnesota 23 wins

at INDIANA

Indiana 24 wins
Minnesota 8 wins

at MINNESOTA

Indiana 17 wins
Minnesota 15 wins

SERIES HIGHS

POINTS:

PACERS: 37, Jamaal Tinsley, 3/13/07
Paul George, 3/28/17

TIMBERWOLVES: 52, Mo Williams, 1/13/15

REBOUNDS:

PACERS: 25, Domantas Sabonis, 11/29/21

TIMBERWOLVES: 21, Kevin Love, 3/9/11

ASSISTS:

PACERS: 17, Mark Jackson, 3/18/97

TIMBERWOLVES: 17, Ricky Rubio, 2/19/14

LARGEST MARGINS OF VICTORY

PACERS' LARGEST WIN vs. TIMBERWOLVES:

39 114-75, at Market Square Arena, 4/16/95

TIMBERWOLVES' LARGEST WIN vs. PACERS:

26 101-75, at Target Center, 3/9/11



MINNESOTA TIMBERWOLVES

SERIES RESULTS

DATE	IND-MIN	DATE	IND-MIN	DATE	IND-MIN	DATE	IND-MIN
*12/12/89	W 113-112 OT	1998-99 SEASON, DID NOT PLAY		12/21/07	L 118-131	1/26/17	W 109-103
2/16/90	L 105-111	1/17/00	L 100-101	*3/21/08	W 124-113	*3/28/17	L 114-115
*11/6/90	W 98-96	*3/31/00	W 109-85	*2/3/09	L 111-116	10/24/17	W 130-107
12/4/90	L 81-83	12/16/00	L 110-113 OT	2/20/09	W 112-105	*12/31/17	L 90-107
2/15/92	W 117-101	*2/25/01	W 110-100	*1/2/10	W 122-111	10/22/18	L 91-101
*3/7/92	W 108-97	*11/16/01	L 113-120	1/8/10	L 109-116	*2/28/19	W 122-115
*2/12/93	L 100-102	20T		*2/11/11	W 116-105	1/15/20	W 104-99
4/7/93	W 113-105	3/15/02	W 98-85	3/9/11	L 75-101	*1/17/20	W 116-114
*2/4/94	W 114-93	*11/2/02	W 87-80	2/1/12	W 109-99	2/17/21	W 134-138 OT
4/15/94	W 130-112	11/16/02	W 107-101	*4/16/12	W 111-88	*4/7/21	W 141-137
2/17/95	W 110-78	*11/25/03	W 98-75	11/9/12	L 94-96	11/29/21	L 98-100
*4/16/95	W 114-75	12/20/03	L 80-102	*3/13/13	W 107-91	*2/13/22	L 120-129
*1/13/96	W 103-94	11/9/04	W 102-101	*11/25/13	W 98-84		
3/29/96	L 91-93	*11/25/04	W 106-102	2/19/14	L 91-104		
*3/18/97	W 115-97	1/20/06	L 85-90	12/21/14	W 100-96		
4/6/97	W 94-83	*4/14/06	W 89-77	*1/13/15	L 101-110		
12/3/97	W 94-90	*12/23/06	L 71-78	*11/13/15	W 107-103		
*4/2/98	W 111-108	3/13/07	L 81-86	12/26/15	W 102-88		

* AT INDIANAPOLIS
OT OVERTIME





OPPONENTS

NEW ORLEANS PELICANS



WILLIE GREEN

COACHING STAFF

HEAD COACH:

Willie Green

COLLEGE:

Detroit Mercy

NBA COACHING RECORD:

New Orleans: Entering 2nd season, 36-46 (439)

Overall: Same

ASSISTANT COACHES:

Jarron Collins

Casey Hill

Fred Vinson

Teresa Weatherspoon

HEAD ATHLETIC TRAINER:

Tom Maystadt

TEAM DIRECTORY

ADDRESS:

5800 Airline Drive
Metairie, LA 70003
Phone: (504)-593-4700
www.Pelicans.com

PRESIDENT

Dennis Lauscha

EXECUTIVE VICE PRESIDENT

Mickey Loomis

PRESIDENT OF BASKETBALL OPERATIONS

David Griffin

GENERAL MANAGER

Trajan Langdon

SENIOR VICE PRESIDENT OF COMMUNICATIONS/BROADCASTING

Greg Bensele

DIRECTOR OF BASKETBALL COMMUNICATIONS

Matt Ryan

BASKETBALL COMMUNICATIONS MANAGER

Chris Trahant

BASKETBALL COMMUNICATIONS COORDINATOR

Henry Valier

CORPORATE COMMUNICATIONS COORDINATOR

Sam Shannon

TEAM COLORS

Blue, Gold and Red

HOME COURT

Smoothie King Center (16,867)

FRANCHISE HISTORY

New Orleans Hornets, 2002-03 to 2012-13
New Orleans Pelicans, 2013 to Present

RADIO

WNO 99.5 FM

Todd Graffagnini, John DeShazier,
Daniel Sallerson and Erin Summers

TELEVISION

Bally Sports New Orleans

Joel Meyers, Antonio Daniels and Jen Hale

2021-22 SEASON RECAP

RECORD: 36-46

SOUTHWEST DIVISION: 6-10

WESTERN CONFERENCE: 25-27

PLAYOFFS: Lost to Phoenix, 4-2, First Round

HOME: 19-22

ROAD: 17-24

FINISH: 3rd in Division; 8th in Conference

2022-23 VS. INDIANA

(ALL TIMES ET)

11/7 at Indiana 7:30 p.m.

12/26 at New Orleans 8:00 p.m.

SERIES RECORD

OVERALL:

Indiana 26 wins

New Orleans 18 wins

at INDIANA

Indiana 13 wins

New Orleans 9 wins

at NEW ORLEANS

Indiana 11 wins

New Orleans 9 wins

at OKLAHOMA CITY

Indiana 2 wins

New Orleans 0 wins

SERIES HIGHS

POINTS:

PACERS: 37, Paul George, 11/21/12

PELICANS: 35, Baron Davis, 1/3/04

David West, 3/25/08

REBOUNDS:

PACERS: 16, Jermaine O'Neal, 1/3/04

Troy Murphy, 12/28/08

Myles Turner, 3/24/16

Domantas Sabonis, 12/28/19

PELICANS: 20, Jamaal Magloire, 2/12/03

ASSISTS:

PACERS: 15, T.J. McConnell, 2/5/21

PELICANS: 14, Chris Paul, 3/25/08

Jrue Holliday, 12/15/16

LARGEST MARGINS OF VICTORY

PACERS' LARGEST WIN vs. PELICANS:

22 97-75, at Consecro Fieldhouse, 2/21/06

PELICANS' LARGEST WIN vs. PACERS:

22 120-98, at Smoothie King Center, 12/28/19



NEW ORLEANS PELICANS

SERIES RESULTS

DATE	IND-NO	DATE	IND-NO	DATE	IND-NO	DATE	IND-NO
*12/28/02	W 91-84	*11/3/07	L 91-100	*2/21/12	W 117-108 OT	12/15/16	L 95-102
12/31/02	W 89-86	**1/6/07	W 100-93	3/3/12	W 102-84	*1/16/17	W 98-95
2/12/03	W 83-72	11/21/07	W 105-93	*11/21/12	W 107-115	*11/7/17	L 112-117
*3/11/03	L 71-81	*3/25/08	L 106-114	12/22/12	W 81-75	3/21/18	L 92-96
11/21/03	W 76-75	*12/28/08	L 103-105	10/30/13	W 95-90	2/4/19	W 109-107
*1/3/04	W 91-84	1/19/09	L 100-103	*1/4/14	W 99-82	*2/22/19	W 126-111
*2/17/04	L 75-89	*1/16/10	L 96-101	*12/23/14	W 96-84	12/28/19	L 98-120
2/27/04	L 77-89	2/19/10	L 101-107	2/11/15	W 106-93	*2/8/20	L 117-124
*12/27/04	W 100-82	*12/20/10	W 94-93	1/8/16	W 91-86	1/4/21	W 118-116 OT
1/19/05	L 87-90	4/3/11	L 96-108	*3/24/16	W 92-84	*2/5/21	L 113-114
*2/21/06	W 97-75					*11/20/21	W 111-94
**3/10/06	W 92-90					1/24/22	L 113-117

* AT INDIANAPOLIS
OT OVERTIME





NEW YORK KNICKS



TOM THIBODEAU

COACHING STAFF

HEAD COACH:

Tom Thibodeau

COLLEGE:

Salem State

NBA COACHING RECORD:

New York: Entering 3rd season, 78-76 (.506)

Overall: Entering 11th season, 430-322 (.572)

ASSISTANT COACHES:

Johnnie Bryant

Darren Erman

Andy Greer

Kenny Payne

Pat Sullivan

Dice Yoshimoto

HEAD ATHLETIC TRAINER:

Roger Hinds

TEAM DIRECTORY

ADDRESS:

Two Pennsylvania Plaza
New York, NY 10121-0091
(212) 465-6471
www.nyknicks.com

EXECUTIVE CHAIRMAN, MSG SPORTS

James L. Dolan

PRESIDENT OF BASKETBALL**OPERATIONS**

Leon Rose

GENERAL MANAGER

Scott Perry

EXECUTIVE VICE PRESIDENT

William Wesley

VICE PRESIDENT, PUBLIC RELATIONS

Gregg Schwartz

DIRECTOR, PUBLIC RELATIONS

Derek Lapinski

MANAGER, PUBLIC RELATIONS

Brittany Stamoulis

TEAM COLORS

Orange, White, Blue

HOME COURT

Madison Square Garden
[19,812; opened 1968]

FRANCHISE HISTORY

New York Knicks, 1946-47 to Present

RADIO

ESPN RADIO 98.7 FM

Ed Cohen and Brendan Brown

TELEVISION

MSG Network

Mike Breen, Walt Frazier

and Rebecca Haarlow

2021-22 SEASON RECAP

RECORD: 37-45

HOME: 17-24

ATLANTIC DIVISION: 5-11

ROAD: 20-21

EASTERN CONFERENCE: 22-30

FINISH: 5th in Division; 11th in Conference

PLAYOFFS: Did not qualify

2022-23 VS. INDIANA

(ALL TIMES ET)

12/18 at Indiana 5:00 p.m.

4/5 at Indiana 7:00 p.m.

1/11 at New York 7:30 p.m.

4/9 at New York 1:00 p.m.

SERIES RECORD

OVERALL:

Indiana 92 wins

New York 96 wins

at INDIANA

Indiana 62 wins

New York 33 wins

at NEW YORK

Indiana 30 wins

New York 63 wins

PLAYOFFS

Indiana 22 wins

New York 19 wins

SERIES HIGHS

POINTS:

PACERS: 47, Chuck Person, 1/31/89

KNICKS: 52, Bernard King, 11/24/84

REBOUNDS:

PACERS: 21, Troy Murphy, 2/23/09

KNICKS: 22, Patrick Ewing, 2/8/95

Marcus Camby, 12/8/01

ASSISTS:

PACERS: 18, Micheal Williams, 11/13/91

KNICKS: 19, Stephon Marbury, OT, 4/10/05

LARGEST MARGINS OF VICTORY

PACERS' LARGEST WIN vs. KNICKS:

45 131-86, at Market Square Arena, 2/20/80

KNICKS' LARGEST WIN vs. PACERS:

43 132-89, at Madison Square Garden, 1/3/10



NEW YORK KNICKS

SERIES RESULTS

DATE	IND-NY	DATE	IND-NY	DATE	IND-NY	DATE	IND-NY
*2/9/77	W 110-109	*11/7/87	W 108-95	*11/9/01	W 103-95	11/5/17	L 101-108
*2/26/77	L 115-129	*2/16/88	W 117-104	12/8/01	L 99-101	*12/4/17	W 115-97
*3/31/77	L 131-135	3/1/88	L 96-98	*2/1/02	W 92-87	*2/11/18	W 121-113
4/7/77	W 114-100	4/13/88	L 107-127	*11/8/02	W 107-94	10/31/18	W 107-101
11/19/77	L 127-129	*4/23/88	L 86-88	1/3/03	L 96-98	*12/16/18	W 110-99
*12/14/77	L 98-101	*11/1/88	L 120-121	*1/8/03	W 89-87	1/11/19	W 121-106
2/9/78	L 117-126	12/20/88	L 113-141	4/15/03	W 109-93	*3/12/19	W 103-98
*3/10/78	W 122-115	1/31/89	L 111-120	11/15/03	W 95-94	12/7/19	W 104-103
10/28/78	L 106-111	*2/4/89	L 106-113	*11/27/03	W 93-70	*2/1/20	L 85-92
*11/29/78	W 101-99	3/11/89	L 95-114	2/3/04	L 90-97	2/21/20	W 106-98
12/19/78	L 102-130	*1/12/90	L 96-101	*4/6/04	W 107-86	*12/23/20	W 121-107
*2/14/79	W 106-97	2/3/90	L 98-112	*11/13/04	W 103-97	*1/2/21	L 102-106
10/23/79	L 112-136	*4/8/90	W 99-97	2/26/05	L 79-90	2/27/21	L 107-110
*11/21/79	W 119-108	4/12/90	L 100-108	4/5/05	W 97-79	*11/3/21	W 111-98
12/11/79	W 124-122	1/10/91	W 129-122	*4/10/05	L 112-113	11/15/21	L 84-92
*1/31/80	L 102-112	*2/12/91	L 110-114	12/17/05	W 102-96	*12/8/21	W 122-102
*2/20/80	W 131-86	4/12/91	L 108-112	*3/7/06	L 92-107	1/4/22	L 94-104
3/13/80	W 107-100	*4/19/91	W 130-118	4/7/06	L 98-96		
*10/29/80	W 102-95	*11/13/91	W 110-107	*4/10/06	W 101-82		
12/2/80	W 113-96	12/28/91	L 106-115	11/4/06	W 109-95	PLAYOFFS	
1/8/81	W 116-115	1/20/92	L 97-105	*12/15/06	W 112-96	4/30/93	L 104-107
3/17/81	L 89-114	*2/12/92	L 104-111	*1/20/07	L 106-108	5/2/93	L 91-101
*3/20/81	L 107-110	12/29/92	L 117-112	12/17/07	W 119-92	*5/4/93	W 116-93
10/31/81	W 106-99	*12/30/92	L 90-94	2/6/08	W 103-100	*5/6/93	L 100-109
*11/24/81	W 127-112	3/14/93	L 90-121	*3/17/08	W 110-98	5/24/94	L 89-100
*12/26/81	L 106-112	*4/16/93	W 100-94	*4/16/08	W 132-123	5/26/94	L 78-89
*2/24/82	W 118-87	11/12/93	L 84-103	1/2/09	W 105-103	*5/28/94	W 88-68
3/30/82	L 104-108	12/11/93	L 91-98	*1/31/09	L 113-122	*5/30/94	W 83-77
11/23/82	W 94-90	3/15/94	L 82-88	2/23/09	L 119-123	6/1/94	W 93-86
*12/10/82	W 108-100	*3/25/94	L 82-85	11/4/09	W 101-89	*6/3/94	L 91-98
*12/26/82	W 87-81	1/10/95	L 105-117	*11/18/09	L 103-110	6/5/94	L 90-94
2/7/83	L 99-105	*2/8/95	L 77-96	1/3/10	L 89-132	5/7/95	W 107-105
*2/24/83	L 101-113	4/4/95	W 94-90	*4/7/10	W 113-105	5/9/95	L 77-96
4/11/83	L 92-121	*4/14/95	L 84-88	1/2/11	L 92-98	*5/11/95	W 97-95
*11/10/83	L 91-99	11/9/95	L 95-103	3/13/11	W 106-93	*5/13/95	W 98-84
11/15/83	L 87-94	*2/4/96	W 90-83	*3/15/11	W 119-117	5/17/95	L 95-96
*11/27/83	W 101-91	3/20/96	L 99-102	*4/10/11	L 109-110	*5/19/95	L 82-92
1/7/84	L 103-140	*4/2/96	L 86-90	3/16/12	L 100-115	5/21/95	W 97-95
2/16/84	L 94-100	*1/23/97	L 90-92	*3/17/12	L 88-102	*5/5/98	W 93-83
*3/28/84	W 99-93	2/16/97	L 80-89	*4/3/12	W 112-104	*5/9/98	L 76-83
11/24/84	L 100-119	*4/14/97	W 110-107	11/18/12	L 76-88	5/10/98	W 118-107
*1/12/85	W 100-95	4/18/97	L 89-97	*1/10/13	W 81-76	*5/13/98	W 99-88
1/26/85	L 106-109	*12/17/97	W 87-80	*2/20/13	W 125-91	*5/30/99	L 90-93
*2/27/85	W 108-106	1/21/98	L 89-97	4/14/13	L 80-90	*6/1/99	W 88-86
3/16/85	L 114-116	3/15/98	W 91-86	11/20/13	W 103-96	6/5/99	L 91-92
*3/22/85	L 113-118	3/30/99	L 93-94	*1/16/14	W 117-89	6/7/99	W 90-78
*11/27/85	L 77-80	*4/4/99	W 108-95	3/19/14	L 86-92	*6/9/99	L 94-101
12/16/85	W 107-83	*5/2/99	W 94-71	*1/29/15	W 103-82	6/11/99	L 82-90
12/10/85	L 64-82	*12/25/99	W 101-90	*3/4/15	W 105-82	*5/23/00	W 102-88
1/7/86	L 85-93	2/19/00	L 73-87	3/7/15	W 92-86	*5/25/00	W 88-84
*3/17/86	W 112-92	*3/21/00	W 95-91	4/8/15	W 102-86	5/27/00	L 95-98
4/7/86	L 104-106	4/10/00	L 81-83	*2/24/16	W 108-105	5/29/00	L 89-91
12/20/86	W 123-99	1/21/01	W 87-74	4/3/16	W 92-87	*5/31/00	W 88-79
*3/1/87	W 122-115	3/6/01	L 83-97	*4/12/16	W 102-90	6/2/00	W 93-80
3/19/87	L 105-111	*3/7/01	L 75-79	12/20/16	L 111-118	5/5/13	W 102-95
*3/27/87	W 100-91	*4/11/01	W 100-93	*1/7/17	W 123-109	5/7/13	L 79-105
4/4/87	L 108-112			*1/23/17	L 103-109	*5/11/13	W 82-71
				3/14/17	L 81-87	*5/14/13	W 93-82
						5/16/13	L 75-85
						*5/18/13	W 106-99

DATE	IND-NY
4/30/93	L 104-107
5/2/93	L 91-101
*5/4/93	W 116-93
*5/6/93	L 100-109
5/24/94	L 89-100
5/26/94	L 78-89
*5/28/94	W 88-68
*5/30/94	W 83-77
6/1/94	W 93-86
*6/3/94	L 91-98
6/5/94	L 90-94
5/7/95	W 107-105
5/9/95	L 77-96
*5/11/95	W 97-95
*5/13/95	W 98-84
5/17/95	L 95-96
*5/19/95	L 82-92
5/21/95	W 97-95
*5/5/98	W 93-83
*5/7/98	W 85-77
5/9/98	L 76-83
5/10/98	W 118-107
*5/13/98	W 99-88
*5/30/99	L 90-93
*6/1/99	W 88-86
6/5/99	L 91-92
6/7/99	W 90-78
*6/9/99	L 94-101
6/11/99	L 82-90
*5/23/00	W 102-88
*5/25/00	W 88-84
5/27/00	L 95-98
5/29/00	L 89-91
*5/31/00	W 88-79
6/2/00	W 93-80
5/5/13	W 102-95
5/7/13	L 79-105
*5/11/13	W 82-71
*5/14/13	W 93-82
5/16/13	L 75-85
*5/18/13	W 106-99

* at INDIANAPOLIS
OT OVERTIME





OPPONENTS

OKLAHOMA CITY THUNDER



MARK DAIGNEAULT

COACHING STAFF

HEAD COACH:

Mark Daigneault

COLLEGE:

Connecticut

NBA COACHING RECORD:

Oklahoma City: Entering 3rd season,
46-108 (.299)

Overall: Same

ASSISTANT COACHES:

David Akinyooye

Dave Bliss

Mike Wilks

HEAD ATHLETIC TRAINER:

Joe Sharpe

TEAM DIRECTORY

ADDRESS:

Leadership Square
211 N. Robinson, Suite 300
Oklahoma City, OK 73102
(405) 208-4800
www.thunder.nba.com

CHAIRMAN

Clayton Bennett

EXECUTIVE VICE PRESIDENT AND GENERAL MANAGER

Sam Presti

VICE PRESIDENTS OF BASKETBALL OPERATIONS

Will Dawkins

Rob Hennigan

VICE PRESIDENT OF BASKETBALL

COMMUNICATIONS & ENGAGEMENT

Matt Tumbleson

SENIOR BASKETBALL

COMMUNICATIONS LEAD

John Read

BASKETBALL COMMUNICATIONS

COORDINATORS

Laila Wani

Heather Ward

TEAM COLORS

Blue, Red, Yellow and Dark Blue

HOME COURT

Chesapeake Energy Arena
[18,203; opened 2002]

FRANCHISE HISTORY

Seattle SuperSonics, 1967-68 - 2007-08
Oklahoma City Thunder, 2008 - Present

RADIO

WWLS 98.1 FM/640 AM

Matt Pinto

SPANISH RADIO

WKY 930 AM

Eleno Ormales

TELEVISION

Bally Sports Oklahoma
Chris Fisher, Michael Cage
and Nick Gallo

2021-22 SEASON RECAP

RECORD: 24-58
NORTHWEST DIVISION: 6-10
WESTERN CONFERENCE: 17-35
PLAYOFFS: Did not qualify

HOME: 12-29
ROAD: 12-29
FINISH: 5th in Division; 14th in Conference

2022-23 VS. INDIANA

(ALL TIMES ET)

1/18 at Oklahoma City 8:00 p.m. 3/31 at Indiana 7:00 p.m.

SERIES RECORD

OVERALL:

Indiana 43 wins
Oklahoma City 52 wins

at INDIANA

Indiana 28 wins
Oklahoma City 20 wins

at OKLAHOMA CITY

Indiana 6 wins
Oklahoma City 7 wins

at SEATTLE

Indiana 9 wins
Oklahoma City 24 wins

at TACOMA

Indiana 0 wins
Oklahoma City 1 win

SERIES HIGHS

POINTS:

PACERS: 45, Chuck Person, 2/28/89
Paul George, 3/19/16
THUNDER: 54, Russell Westbrook, 4/12/15

REBOUNDS:

PACERS: 19, Detlef Schrempf, 3/8/93
Domantas Sabonis, 5/1/21
THUNDER: 24, Marvin Webster, 01, 11/2/77

ASSISTS:

PACERS: 14, Mark Jackson, 2/4/98
Domantas Sabonis, 5/1/21
THUNDER: 18, Russell Westbrook, 2/19/16

LARGEST MARGINS OF VICTORY

PACERS' LARGEST WIN vs. THUNDER:
57 152-95, at Chesapeake Energy Arena, 5/1/21
THUNDER'S LARGEST WIN vs. PACERS:
24 89-113, at Oklahoma City Arena, 3/2/11
94-118, at Chesapeake Energy Arena, 12/8/13



OKLAHOMA CITY THUNDER

SERIES RESULTS

DATE	IND-OKC	DATE	IND-OKC	DATE	IND-OKC	DATE	IND-OKC
*10/26/76	W 120-90	*1/31/86	W 101-94	*11/7/97	L 93-99	*11/26/10	L 106-110 OT
11/14/76	L 118-121	3/5/86	W 120-112	2/4/98	L 97-104	3/2/11	L 89-113
1/19/77	L 102-109	11/22/86	L 111-121	1998-99 SEASON, DID NOT PLAY		*4/6/12	W 103-98
*2/20/77	W 135-115	*2/18/87	W 105-88	11/28/99	L 91-102	12/9/12	L 93-104
*11/2/77	L 104-106 OT	*11/28/87	W 131-115	*12/21/99	W 113-103	*4/5/13	L 75-97
11/11/77	L 111-117	1/18/88	L 105-115	1/2/01	W 91-83	12/8/13	L 94-118
*3/3/78	W 115-111	2/28/89	W 108-106	*3/2/01	L 83-86	*4/13/14	W 102-97
3/24/78	L 102-104	*3/7/89	L 92-110	11/25/01	L 88-99	2/24/15	L 92-105
*10/18/78	L 92-99	12/23/89	W 98-95	*1/26/02	L 86-95	*4/12/15	W 116-104
11/17/78	L 115-126	*2/2/90	L 86-87	12/4/02	W 114-111 OT	2/19/16	W 101-98
1/10/79	L 98-118	12/12/90	L 90-99	*1/24/03	W 93-80	*3/19/16	L 111-115
*1/17/79	L 102-112	*2/2/91	W 106-100	*11/14/03	W 101-78	11/20/16	W 115-111 OT
*12/12/79	L 107-112	11/9/91	L 111-118	12/5/03	W 101-94	*2/6/17	W 93-90
1/9/80	L 111-120	*11/15/91	L 108-124	11/28/04	L 95-103	10/25/17	L 96-114
*1/16/81	L 94-95	*3/8/93	W 105-99	*3/1/05	L 93-101	*12/13/17	L 95-100
3/4/81	L 93-105	3/25/93	W 120-117	12/4/05	L 102-107	*3/14/19	W 108-106
1/13/82	L 86-106	12/21/93	L 88-91	*1/2/06	W 115-96	3/27/19	L 99-107
*3/16/82	W 109-96	*2/20/94	W 101-95	12/1/06	L 103-105	*11/12/19	W 111-85
1/5/83	W 108-104	*11/18/94	W 94-87	*2/7/07	L 102-103	12/4/19	W 107-100
*3/11/83	L 121-127	11/28/94	L 99-118	11/30/07	L 93-95	*4/21/21	W 122-116
*2/9/84	W 107-102	*11/18/95	W 118-104	*3/11/08	W 114-107	5/1/21	W 152-95
**3/2/84	L 90-99	11/28/95	W 102-101	*11/10/08	W 107-99	1/28/22	W 113-110 OT
1/5/85	L 97-104	1/11/97	L 82-92	4/5/09	W 117-99	*2/25/22	L 125-129 OT
*3/2/85	L 92-106	*2/26/97	W 92-78	1/9/10	L 102-108		
				*3/21/10	W 121-101		

* AT INDIANAPOLIS
 ** AT TACOMA, WASH.
 OT OVERTIME





OPPONENTS

ORLANDO MAGIC



JAMAHL MOSLEY

COACHING STAFF

HEAD COACH:

Jamahl Mosley

COLLEGE:

Colorado

NBA COACHING RECORD:

Orlando: Entering 2nd season, 22-60 (.268)

Overall: Same

ASSISTANT COACHES:

Nate Tibbetts
Jesse Mermuys
Dale Osbourne
Bret Brielmaier
Lionel Chalmers

HEAD ATHLETIC TRAINER:

Ernest Eugene

TEAM DIRECTORY

ADDRESS:

8701 Maitland Summit Boulevard
Orlando, FL 32810
(407) 916-2400
www.orlandomagic.com

GOVERNOR/CHAIRMAN

Dan DeVos

CHIEF EXECUTIVE OFFICER

Alex Martins

PRESIDENT OF BASKETBALL OPERATIONS

Jeff Weltman

GENERAL MANAGER

John Hammond

CHIEF COMMUNICATIONS OFFICER

Joel Glass

DIRECTOR OF COMMUNICATIONS

George Galante

ASSISTANT DIRECTOR OF COMMUNICATIONS

Trish Wingerson

COMMUNICATIONS SPECIALIST

Louis Axen

TEAM COLORS

Blue, Silver, Black

HOME COURT

Amway Center
(18,846; opened 2010)

FRANCHISE HISTORY

Orlando Magic, 1989-90 to Present

TELEVISION/RADIO SIMULCAST

Bally Sports Florida/FM 96.9 The Game
David Steele, Jeff Turner and Dante Marchitelli

2021-22 SEASON RECAP

RECORD: 21-51

SOUTHEAST DIVISION: 4-8

EASTERN CONFERENCE: 13-29

PLAYOFFS: Did not qualify

HOME: 11-25

ROAD: 10-26

FINISH: 5th in Division; 14th in Conference

2022-23 VS. INDIANA

(ALL TIMES ET)

11/19 at Indiana 7:00 p.m.

1/25 at Orlando 7:00 p.m.

11/21 at Indiana 7:00 p.m.

2/25 at Orlando 7:00 p.m.

SERIES RECORD

OVERALL:

Indiana 68 wins

Orlando 51 wins

at INDIANA

Indiana 39 wins

Orlando 21 wins

at ORLANDO

Indiana 29 wins

Orlando 30 wins

PLAYOFFS

Indiana 10 wins

Orlando 5 wins

SERIES HIGHS

POINTS:

PACERS: 38, Reggie Miller, 4/6/90
Reggie Miller, 4/2/94
Jermaine O'Neal, 1/15/05

MAGIC: 49, Shaquille O'Neal, 12/9/93

REBOUNDS:

PACERS: 23, Detlef Schrempf, 2/11/92

MAGIC: 23, Dwight Howard, 12/14/09

ASSISTS:

PACERS: 15, Haywoode Workman, 4/2/94

MAGIC: 17, Sam Vincent, 1/30/90

LARGEST MARGINS OF VICTORY

PACERS' LARGEST WIN vs. MAGIC:

36 106-70, at Conseco Fieldhouse, 11/22/02

MAGIC'S LARGEST WIN vs. PACERS:

24 110-86, at Orlando Arena, 4/21/95

111-87, at Orlando Arena, 2/4/97

135-111, at Amway Arena, 1/27/09



ORLANDO MAGIC

SERIES RESULTS

DATE	IND-ORL	DATE	IND-ORL	DATE	IND-ORL	DATE	IND-ORL
*12/1/89	W 125-110	2/26/99	L 100-103 OT	*11/21/08	L 98-100 OT	12/7/18	W 112-90
*12/26/89	W 98-90	*4/14/99	W 83-80	11/29/08	L 96-110	1/31/19	L 100-107
12/27/89	W 106-101	*4/27/99	L 87-88	1/27/09	L 111-135	*3/2/19	L 112-117
1/30/90	L 111-129	*11/11/99	W 116-101	*2/6/09	W 107-102	*3/30/19	L 116-121
4/6/90	W 123-115	1/15/00	W 96-89	12/14/09	L 98-106	11/10/19	W 109-102
11/17/90	L 89-96	2/5/00	L 102-107	*1/5/10	W 97-90	*11/23/19	W 111-106
*2/20/91	W 122-120 OT	*12/25/00	W 103-93	1/20/10	L 98-109	*8/4/20	W 120-109
*1/17/92	L 120-127	1/30/01	L 86-93	*4/12/10	L 98-118	*1/22/21	W 120-118 OT
2/11/92	W 100-98	*3/21/01	W 96-95	*11/20/10	L 86-90	4/9/21	W 111-106
*2/28/92	W 114-109	3/25/01	L 82-84	*1/26/11	L 96-111	4/25/21	W 131-112
3/13/92	L 97-98	*11/2/01	W 117-107	4/13/11	L 74-92	*2/2/22	L 118-119
*11/27/92	L 116-130	12/26/01	W 89-82	*1/24/12	L 83-102	2/28/22	L 103-119
1/9/93	W 104-88	*3/5/02	W 111-98	1/29/12	W 106-85	3/2/22	W 122-114 OT
3/10/93	L 106-119	3/29/02	L 106-114	*2/4/12	L 81-85		
*4/2/93	W 118-102	*11/22/02	W 106-70	3/11/12	L 94-107		
11/9/93	L 98-104	1/10/03	W 101-97 OT	1/16/13	L 86-97		
*12/9/93	W 111-105	*4/11/03	L 86-98	3/8/13	W 115-86		
2/23/94	L 99-103	11/24/03	W 89-78	*3/19/13	W 95-73		
*4/2/94	W 128-113	*12/17/03	L 90-94	*10/29/13	W 97-87		
*2/3/95	W 118-106	*1/6/04	W 114-107	*2/3/14	W 88-79		
2/14/95	L 92-111	3/26/04	W 107-92	2/9/14	L 92-93		
*3/17/95	W 107-97	*11/20/04	L 83-86	4/16/14	W 101-86		
4/21/95	L 86-110	*1/15/05	L 84-85	*11/28/14	W 98-83		
11/16/95	L 80-89	2/22/05	W 108-84	1/25/15	W 106-99		
*1/27/96	W 102-79	4/18/05	L 88-92	*3/10/15	W 118-86		
*2/21/96	L 97-99	11/2/05	W 90-78	*11/9/15	W 97-84		
4/12/96	W 111-101	*3/13/06	W 97-83	1/6/16	W 95-86		
*11/23/96	L 73-76	*4/19/06	W 89-83	2/21/16	W 105-102		
12/18/96	W 102-95 OT	*11/10/06	W 93-83	*3/31/16	L 94-114		
2/4/97	L 87-111	11/22/06	L 91-96	*11/14/16	W 88-69		
*2/23/97	L 90-99	*12/6/06	W 94-80	*1/1/17	W 117-104		
12/20/97	W 95-92	3/30/07	L 87-95	2/1/17	W 98-88		
*12/26/97	W 107-81	12/7/07	W 115-109	4/8/17	W 127-112		
*2/10/98	W 85-66	*2/2/08	L 115-121	11/20/17	W 105-97		
2/20/98	L 91-93	3/15/08	L 111-122	*11/27/17	W 121-109		
				*1/27/18	W 114-112		

PLAYOFFS

4/28/94	W 89-88
4/30/94	W 103-101
*5/2/94	W 99-86
5/23/95	L 101-105
5/25/95	L 114-119
*5/27/95	W 105-100
*5/29/95	W 94-93
5/31/95	L 106-108
*6/2/95	W 123-96
6/4/95	L 81-105
*4/28/12	L 77-81
*4/30/12	W 93-78
5/2/12	W 97-74
5/5/12	W 101-99 OT
*5/8/12	W 105-87

* AT INDIANAPOLIS
OT OVERTIME





OPPONENTS

PHILADELPHIA 76ERS



DOC RIVERS

COACHING STAFF

HEAD COACH:

Glenn "Doc" Rivers

COLLEGE:

Marquette

NBA COACHING RECORD:

Philadelphia: Entering 3rd season, 100-54 [.649]

Overall: Entering 24th season, 1,043-735 [.587]

ASSISTANT COACHES:

Dave Joerger

Dan Burke

Sam Cassell

Eric Hughes

Brian Adams

HEAD ATHLETIC TRAINER:

Kevin Johnson

TEAM DIRECTORY

ADDRESS:

Philadelphia 76ers Training Complex
3 Banner Way
Camden, NJ 08103
(215) 339-7600
www.sixers.com

MANAGING GENERAL PARTNER

Joshua Harris

CO-MANAGING GENERAL PARTNER

David Blitzer

PRESIDENT, BASKETBALL OPERATIONS

Daryl Morey

GENERAL MANAGER

Elton Brand

**EXECUTIVE VICE PRESIDENT,
BASKETBALL OPERATIONS**

Peter Dinwiddie

ASSISTANT GENERAL MANAGER

Ned Cohen

PUBLIC RELATIONS STAFF

Dave Sholler

Rob King

Brandon Chinn

Erik Chambliss

TEAM COLORS

Red, White and Blue

HOME COURT

Wells Fargo Center
(20,318; opened 1996)

FRANCHISE HISTORY

Syracuse Nationals, 1949-63
Philadelphia 76ers, 1963-64 to Present

RADIO

The Fanatic [97.5 FM]

Tom McGinnis

TELEVISION

NBC Sports Philadelphia

Alaa Abdelnaby

2021-22 SEASON RECAP

RECORD: 51-31

ATLANTIC DIVISION: 6-10

EASTERN CONFERENCE: 32-20

PLAYOFFS: Defeated Toronto, 4-2, First Round; Lost to Miami, 4-2, Eastern Conference Semifinals

HOME: 24-17

ROAD: 27-14

FINISH: 2nd in Division; 4th in Conference

2022-23 VS. INDIANA

(ALL TIMES ET)

10/24 at Philadelphia 7:00 p.m.

3/6 at Indiana 7:00 p.m.

1/4 at Philadelphia 7:00 p.m.

3/18 at Indiana 7:00 p.m.

SERIES RECORD

OVERALL:

Indiana 84 wins

Philadelphia 105 wins

at INDIANA

Indiana 48 wins

Philadelphia 48 wins

at PHILADELPHIA

Indiana 36 wins

Philadelphia 57 wins

PLAYOFFS

Indiana 9 wins

Philadelphia 7 wins

SERIES HIGHS

POINTS:

PACERS: 53, T.J. Warren, 8/1/20

76ERS: 43, Allen Iverson, 4/15/05

REBOUNDS:

PACERS: 19, Clark Kellogg, OT, 4/8/83

76ERS: 24, Moses Malone, OT, 4/8/83

ASSISTS:

PACERS: 15, Vern Fleming, 2/15/89

Domantas Sabonis, 5/11/21

76ERS: 15, Maurice Cheeks, 4/11/86

Maurice Cheeks, 11/26/88

Eric Snow, 2/7/00

LARGEST MARGINS OF VICTORY

PACERS' LARGEST WIN vs. 76ERS:

45 133-88, at Market Square Arena, 4/22/94

76ERS' LARGEST WIN vs. PACERS:

27 130-103, at Market Square Arena, 11/13/80



PHILADELPHIA 76ERS

SERIES RESULTS

DATE	IND-PHI	DATE	IND-PHI	DATE	IND-PHI	DATE	IND-PHI
11/17/76	W 123-117	10/31/86	L 104-108	*2/18/99	W 99-95	*12/14/12	W 95-85
*12/18/76	L 93-97	*11/4/86	W 125-121	3/17/99	L 110-114	2/6/13	W 88-69
*2/1/77	W 110-109	2/07		4/16/99	L 83-93	3/16/13	L 91-98
2/11/77	L 109-118	12/10/86	L 112-122	1/22/00	L 97-103	*4/17/13	L 95-105
*12/10/77	W 114-108 OT	*1/13/87	L 94-101	*2/7/00	W 109-84	*11/23/13	W 106-98
2/3/78	L 104-116	*2/3/87	L 94-99	*3/26/00	L 101-111	3/14/14	W 101-94
*2/14/78	L 116-119	4/17/87	W 115-111	4/17/00	W 92-90	*3/17/14	W 99-90
4/17/78	W 127-118	11/6/87	L 95-108	*1/28/01	L 81-86	*10/29/14	W 103-91
12/27/78	L 110-122	1/29/88	L 89-94	4/1/01	L 93-104	1/10/15	L 92-93
*1/5/79	W 123-96	*2/4/88	W 109-95	*4/17/01	L 105-111 OT	2/20/15	W 106-95
3/16/79	L 106-114	*3/6/88	L 100-105	11/6/01	W 87-77	*3/1/15	W 94-74
*4/6/79	W 136-118	3/18/88	L 109-129	*2/17/02	W 86-76	11/18/15	W 112-85
10/24/79	L 110-132	*4/16/88	W 126-92	3/8/02	L 100-109	*3/21/16	W 91-75
*11/3/79	L 114-120 2OT	11/26/88	L 114-122	*4/17/02	W 103-80	4/2/16	W 115-102
11/26/79	L 112-113	*12/3/88	L 100-107	*12/15/02	W 107-97	*11/9/16	W 122-115 OT
*2/5/80	L 108-109	*2/14/89	L 108-113	1/6/03	W 105-104 OT	11/11/16	L 105-109 OT
3/5/80	L 113-120	2/15/89	L 98-113	3/12/03	L 93-96	*3/26/17	W 107-94
*3/14/80	W 104-94	*11/25/89	L 103-111	*3/26/03	L 85-91	4/10/17	W 120-111
*11/13/80	L 103-130	1/8/90	L 116-120	11/9/03	W 85-74	11/3/17	L 110-121
11/27/80	L 88-97	*1/31/90	L 108-112	*11/28/03	W 90-77	*2/3/18	W 100-92
*12/16/80	L 107-109	4/18/90	L 113-124	*2/28/04	W 81-74	3/13/18	W 101-98
1/21/81	L 104-118	*11/13/90	L 100-108	4/2/04	W 107-93	*11/7/18	L 94-100
*3/10/81	L 102-103	11/28/90	L 106-116	11/12/04	L 104-106 OT	12/14/18	W 113-101
3/18/81	L 95-107	1/23/91	W 110-109	*12/22/04	L 90-102	*1/17/19	L 96-120
4/13/81	L 99-107	*4/3/91	L 104-107	1/31/05	L 88-89	3/10/19	L 98-106
*11/27/81	L 112-124 OT	*12/26/91	L 110-113	*4/15/05	L 86-90	11/30/19	L 116-119
*1/22/82	L 105-112	1/29/92	W 115-90	*11/5/05	L 109-111	*12/31/19	W 115-97
2/10/82	L 96-102	3/11/92	L 93-111	3/5/06	W 94-93	*1/13/20	W 101-95
3/19/82	L 95-112	*3/22/92	W 108-100	*3/26/06	W 92-79	*8/1/20	W 127-121
*4/13/82	L 89-93	*11/11/92	W 120-114	*11/7/06	W 97-86	*1/31/21	L 110-119
11/12/82	W 117-108	12/21/92	L 101-113	12/20/06	W 101-93	3/1/21	L 114-130
*11/24/82	L 106-121	*1/12/93	W 112-93	*3/10/07	L 96-100	*5/11/21	W 103-94
1/15/83	L 105-114	1/27/93	W 127-125 OT	4/10/07	L 86-90	*11/13/21	W 118-113
*3/15/83	L 128-132	*11/24/93	L 97-108	*12/19/07	W 102-85	4/5/22	L 122-131
4/8/83	L 118-126 OT	1/14/94	L 102-104 OT	1/21/08	W 110-103	4/9/22	L 120-133
*10/29/83	L 112-124 OT	4/13/94	W 115-87	4/11/08	W 85-76		
*11/29/83	L 96-98	*4/22/94	W 133-88	*11/14/08	L 92-94	PLAYOFFS	
2/1/84	L 103-111	12/9/94	W 94-88	12/20/08	W 95-94	3/31/81	L 108-124
*3/13/84	L 106-121	*1/28/95	W 106-103 OT	2/5/09	L 94-99	4/2/81	L 85-96
4/6/84	L 106-112	3/25/95	W 84-75	*2/17/09	W 100-91	*5/17/99	W 94-90
11/7/84	L 113-134	*4/19/95	W 103-91	*1/23/10	L 97-107	*5/19/99	W 85-82
*11/21/84	L 107-112	*12/5/95	W 108-91	1/25/10	W 109-98	5/21/99	W 97-86
11/28/84	L 101-122	2/7/96	L 101-102	*3/9/10	W 107-96	5/23/99	W 89-86
*2/12/85	L 116-124	*2/23/96	W 102-95	*10/30/10	W 99-86	*5/6/00	W 108-91
*4/6/85	W 121-117	4/3/96	W 102-87	11/3/10	L 75-101	*5/8/00	W 103-97
4/12/85	L 105-111	11/20/96	W 103-92	1/11/11	W 111-103	5/10/00	W 97-89
11/6/85	L 97-105	*1/19/97	W 111-107	*3/8/11	L 100-110	5/13/00	L 90-92
*11/29/85	L 100-110	4/4/97	W 114-103	1/9/12	L 86-96	*5/15/00	L 86-107
*12/17/85	L 96-102	*11/30/97	W 101-89	*3/14/12	W 111-94	5/19/00	W 106-90
3/9/86	L 102-120	1/28/98	W 93-90 OT	4/17/12	W 102-97	4/21/01	W 79-78
*3/11/86	L 91-101	*2/19/98	W 82-77	*4/21/12	L 106-109 OT	4/24/01	L 98-116
4/11/86	L 122-130	2/22/98	W 97-92			*4/28/01	L 87-92
						*5/2/01	L 85-88

* AT INDIANAPOLIS
OT OVERTIME





OPPONENTS

PHOENIX SUNS



MONTY WILLIAMS

COACHING STAFF

HEAD COACH:

Monty Williams

COLLEGE:

Notre Dame

NBA COACHING RECORD:

Phoenix: Entering 4th season, 149-78 (.656)

Overall: Entering 9th season, 322-299 (.519)

ASSISTANT COACHES:

Kevin Young

Mark Bryant

Randy Ayers

Brian Randle

Bryan Gates

Steve Scalzi

HEAD ATHLETIC TRAINER:

Aaron Nelson

TEAM DIRECTORY

ADDRESS:

201 E. Jefferson Street
Phoenix, AZ 85004
(602) 379-7900
www.suns.com

MANAGING PARTNER

Robert Sarver

PRESIDENT

Jason Rowley

GENERAL MANAGER

James Jones

SR. VICE PRESIDENT,**BASKETBALL OPERATIONS**

Jeff Bower

ASSISTANT GENERAL MANAGER

Trevor Bukstein

DIRECTOR,**BASKETBALL COMMUNICATIONS**

Cole Mickelson

MANAGER,**BASKETBALL COMMUNICATIONS**

Bryce Marsee

ASSISTANT TO VICE PRESIDENT/**BASKETBALL COMMUNICATIONS**

Palmer Black

TEAM COLORS

Purple, Orange, Black, Gray and
Yellow

HOME COURT

Talking Stick Resort Arena
[18,055; opened 1992]

FRANCHISE HISTORY

Phoenix Suns, 1968-69 to Present

RADIO

ARIZONA SPORTS 98.7 FM

Al McCoy, Jon Bloom and Tim Kempton

SPANISH RADIO

KSUN (1400 AM)

Arturo Ochoa, Jorge Moreno

TELEVISION

Bally Sports Arizona

Kevin Ray, Eddie Johnson,

Ann Meyers Drysdale

2021-22 SEASON RECAP

RECORD:

64-18

HOME:

32-9

PACIFIC DIVISION:

10-6

ROAD:

32-9

WESTERN CONFERENCE:

39-13

FINISH:

1st in Division; 1st in Conference

PLAYOFFS:

Defeated New Orleans, 4-2, First Round; Lost to Dallas, 4-3, Western Conference Semifinals;

2022-23 VS. INDIANA

(ALL TIMES ET)

1/21 at Phoenix 9:00 p.m.

2/10 at Indiana 7:00 p.m.

SERIES RECORD

OVERALL:

Indiana 43 wins

Phoenix 52 wins

at INDIANA

Indiana 25 wins

Phoenix 22 wins

at PHOENIX

Indiana 18 wins

Phoenix 30 wins

SERIES HIGHS

POINTS:

PACERS: 42, Chuck Person, 2/11/87

SUNS: 49, Amare Stoudemire, 11/5/08

REBOUNDS:

PACERS: 22, Domantas Sabonis, 1/9/21

SUNS: 19, Garfield Heard, 11/30/76

ASSISTS:

PACERS: 15, Vern Fleming, 1/24/87

SUNS: 17, Jeff Hornacek, 2/12/88

Steve Nash, 12/4/07

Steve Nash, 3/23/12

LARGEST MARGINS OF VICTORY

PACERS' LARGEST WIN vs. SUNS:

34 131-97, at Bankers Life Fieldhouse, 1/15/19

SUNS' LARGEST WIN vs. PACERS:

35 124-89, at America West Arena, 1/9/05



PHOENIX SUNS

SERIES RESULTS

DATE	IND-PHO	DATE	IND-PHO	DATE	IND-PHO	DATE	IND-PHO
11/11/76	L 98-108	*11/9/85	W 127-105	12/7/97	W 99-97 OT	12/3/10	L 97-105
*11/30/76	W 103-97	1/11/86	L 99-128	*1/6/98	L 80-81	*2/27/11	L 108-110 OT
1/21/77	L 96-125	*1/24/87	L 103-104	1998-99 SEASON,		*3/23/12	L 111-113
*2/16/77	W 111-93	2/11/87	W 121-105	DID NOT PLAY		*12/28/12	W 97-91
11/13/77	L 107-116	*1/24/88	W 128-109	*1/25/00	W 93-87	3/30/12	W 112-104
*11/25/77	L 110-118	2/12/88	W 107-102	3/2/00	L 87-118	1/22/14	L 100-124
2/18/78	L 101-114	11/16/88	L 104-123	1/11/01	L 85-93	*1/30/14	L 94-102
*3/21/78	W 119-115	*3/10/89	W 121-116	*4/3/01	W 85-81	11/22/14	L 83-106
*11/22/78	L 110-115	12/20/89	W 131-130 OT	2/28/02	L 100-107 OT	*12/2/14	L 99-116
1/13/79	W 102-99	*3/9/90	L 130-134	*4/5/02	W 97-87	*1/12/16	W 116-97
2/28/79	L 102-103	*12/5/90	W 126-121	12/6/02	L 96-102	1/19/16	W 97-94
*3/11/79	W 112-111	3/18/91	L 103-111	*3/30/03	W 92-81	*11/18/16	L 96-116
11/14/79	L 100-104	11/5/91	W 111-105	12/1/03	W 89-82	12/7/16	W 109-94
*2/24/80	L 105-113	*12/4/91	L 108-114	*1/28/04	W 101-79	1/14/18	W 120-97
11/4/80	L 108-109	3/21/93	W 109-108	1/9/05	L 89-124	*1/24/18	W 116-101
*12/10/80	W 102-90	*4/4/93	L 100-110	*1/14/05	W 101-83	11/27/18	W 109-104
11/12/81	L 93-95	12/20/93	L 94-102	11/30/05	L 91-109	*1/15/19	W 131-97
*1/5/82	W 87-82	*3/16/94	W 109-98	*3/30/06	L 104-114	1/22/20	W 112-87
*1/7/83	L 101-108	*1/26/95	L 86-92	*2/27/07	L 92-103	8/6/20	L 99-114
1/21/83	W 118-117	3/10/95	W 112-97	3/2/07	L 90-115	*1/9/21	L 117-125
*1/6/84	W 104-88	*1/23/96	W 117-102	*12/4/07	L 117-121	3/13/21	W 122-111
3/9/84	L 110-130	3/5/96	L 95-108	1/9/08	L 122-129 OT	*1/14/22	L 94-112
2/7/85	L 97-105	12/8/96	L 93-106	*11/5/08	L 103-113	1/22/22	L 103-113
*2/17/85	L 97-115	*1/3/97	W 117-104	1/7/09	W 113-110		
				*1/13/10	W 122-114		
				3/6/10	L 105-113		

* AT INDIANAPOLIS
OT OVERTIME





OPPONENTS

PORTLAND TRAIL BLAZERS



CHAUNCEY BILLUPS

COACHING STAFF

HEAD COACH:

Chauncey Billups

COLLEGE:

Colorado

NBA COACHING RECORD:

Portland: Entering 2nd season, 27-55 (.329)

Overall: Same

ASSISTANT COACHES:

Scott Brooks
Roy Rogers
Steve Hetzel
Edniesha Curry
Milt Palacio
Matt Brase

HEAD ATHLETIC TRAINER:

Geoff Clark

TEAM DIRECTORY

ADDRESS:

One Center Court, Suite 200
Portland, OR 97227
(503) 234-9291
www.trailblazers.com

CHAIR

Jody Allen

VICE CHAIR

Bert Kolde

PRESIDENT OF BASKETBALL OPERATIONS

Neil Olshey

PRESIDENT AND CEO

Chris McGowan

VICE PRESIDENT OF**BASKETBALL COMMUNICATIONS**

Rahsaan Gethers

BASKETBALL COMMUNICATIONS**COORDINATOR**

Heavyn Jackson

TEAM COLORS

Scarlet, Black and White

HOME COURT

Moda Center
(19,393; opened 1995)

FRANCHISE HISTORY

Portland Trail Blazers, 1970-71 to Present

RADIO

Rip City Radio 620 AM
Travis Demers and Michael Holton

TELEVISION

ROOT Sport
Kevin Calabro, Lamar Hurd and
Brooke Olzendam

2021-22 SEASON RECAP

RECORD: 27-55
NORTHWEST DIVISION: 1-15
WESTERN CONFERENCE: 11-41
PLAYOFFS: Did not qualify

HOME: 17-24
ROAD: 10-31
FINISH: 4th in Division; 13th in Conference

2022-23 VS. INDIANA

(ALL TIMES ET)

12/4 at Portland..... 9:00 p.m. 1/6 at Indiana..... 7:00 p.m.

SERIES RECORD

OVERALL:

Indiana 37 wins
Portland 59 wins

at INDIANA

Indiana 26 wins
Portland 22 wins

at PORTLAND

Indiana 11 wins
Portland 37 wins

SERIES HIGHS

POINTS:

PACERS: 43, Paul George, 12/2/13
BLAZERS: 50, Damian Lillard, 1/26/20

REBOUNDS:

PACERS: 17, Dave Robisch, 11/6/77
Jeff Foster, 2/16/05
Jeff Foster, 11/28/07
BLAZERS: 22, Maurice Lucas, 2/3/77
Buck Williams, 2 OT, 12/11/92

ASSISTS:

PACERS: 16, Vern Fleming, 12/17/89
BLAZERS: 15, Damian Lillard, 3/18/19

LARGEST MARGINS OF VICTORY

PACERS' LARGEST WIN vs. TRAIL BLAZERS:
65 124-59, at Market Square Arena, 2/27/98

TRAIL BLAZERS' LARGEST WIN vs. PACERS:
32 136-104, at Market Square Arena, 1/23/85



PORTLAND TRAIL BLAZERS

SERIES RESULTS

DATE	IND-POR	DATE	IND-POR	DATE	IND-POR	DATE	IND-POR
11/28/76	L 115-145	*1/15/86	L 104-109	12/10/97	L 85-93	1/22/11	L 92-97
*12/1/76	L 100-101	3/4/86	L 99-102	*2/27/98	W 124-59	*2/4/11	W 100-87
*2/3/77	L 98-107	11/23/86	L 95-108	2/10/99	L 92-100	*3/13/12	W 92-75
3/18/77	L 110-134	*11/30/86	L 101-118	11/29/99	W 93-91	*12/5/12	W 99-92
11/6/77	L 106-108	11/22/87	L 110-120	*3/9/00	W 127-119 OT	1/23/13	L 80-100
*11/16/77	W 111-104	*12/12/87	L 101-108	1/3/01	L 86-102	12/2/13	L 102-106
*2/10/78	L 108-112	*12/7/88	W 129-120	*1/25/01	L 82-92	*2/7/14	W 118-113 OT
2/19/78	L 104-127	3/5/89	W 121-118 OT	*11/10/01	W 105-96	12/4/14	L 82-88
11/18/78	L 111-123	12/17/89	L 113-121	11/27/01	L 90-96	*12/13/14	L 85-95
*12/6/78	W 115-109	*2/25/90	W 117-112	3/8/03	L 80-94	12/3/15	L 111-123
1/9/79	W 112-104	*12/7/90	L 105-127	*3/17/03	L 88-95	*2/28/16	L 102-111
*3/9/79	W 125-116	12/11/90	L 96-122	12/3/03	L 95-97 OT	11/30/16	L 109-131
*11/7/79	W 97-90	11/8/91	L 96-121	*3/17/04	W 80-71	*12/10/16	W 118-111
1/8/80	W 122-118	*12/7/91	L 112-115	*2/16/05	W 95-87	*10/20/17	L 96-114
*2/22/81	L 109-113 OT	*12/2/92	L 103-112	3/4/05	W 106-97	1/18/18	L 86-100
3/3/81	L 112-117	12/11/92	W 134-124 2OT	12/2/05	W 98-78	*10/29/18	L 93-103
1/12/82	L 93-105	12/23/93	L 96-108	*2/8/06	W 101-69	3/18/19	L 98-106
*2/14/82	W 107-91	*3/1/94	W 106-94	11/28/06	W 105-97	1/26/20	L 129-139
1/4/83	L 117-119	11/27/94	L 89-99	*12/8/06	W 108-95	*2/27/20	W 106-100
*3/9/83	L 97-101	*4/2/95	W 104-93	11/28/07	W 95-89	1/14/21	W 111-87
*2/26/84	W 102-100	*2/27/96	W 101-87	*2/9/08	W 101-93	*4/27/21	L 112-133
3/3/84	L 98-118	3/10/96	L 108-113 2OT	3/4/09	L 105-107	11/5/21	L 106-110
1/6/85	L 101-118	*11/17/96	L 83-88	*3/18/09	L 85-95	*3/20/22	W 129-98
*1/23/85	L 104-136	12/3/96	W 98-93 OT	*12/9/09	L 91-102		
				3/3/10	L 79-102		

* AT INDIANAPOLIS
OT OVERTIME



PORTLAND
TRAIL BLAZERS



OPPONENTS

SACRAMENTO KINGS



MIKE BROWN

COACHING STAFF

HEAD COACH:

Mike Brown

COLLEGE:

San Diego

NBA COACHING RECORD:

Sacramento: Entering 1st season

Overall: Entering 9th season, 347-216 (.616)

ASSISTANT COACHES:

Jordi Fernandez

Jay Triano

Doug Christie

Luke Loucks

Leandro Barbosa

HEAD ATHLETIC TRAINER:

Joe Resendez

TEAM DIRECTORY

ADDRESS:

500 David J. Stern Walk
Sacramento, CA 95814
(916) 928-0000
www.kings.com

CHAIRMAN AND GOVERNOR

Vivek Ranadive

GENERAL MANAGER

Monte McNair

CHIEF OPERATING OFFICER

Matina Kolokotronis

ASSISTANT GENERAL MANAGERS

Wes Wilcox
Ken Catanella

MANAGER, MEDIA RELATIONS

Avery Jacobs

TEAM COLORS

Black, Silver, White

HOME COURT

Golden 1 Center
(17,608; Opened 2016)

FRANCHISE HISTORY

Rochester Royals, 1948-57
Cincinnati Royals, 1957-72
Kansas City-Omaha Royals, 1972-75
Kansas City Kings, 1975-85
Sacramento Kings, 1985-86 - Present

RADIO

1140 AM THE FAN (KHTK)
Gary Gerould

TELEVISION

NBC Sports California
Mark Jones, Doug Christie, Kayte Hunter

2021-22 SEASON RECAP

RECORD: 30-52
PACIFIC DIVISION: 6-10
WESTERN CONFERENCE: 20-32
PLAYOFFS: Did not qualify

HOME: 16-25
ROAD: 14-27
FINISH: 5th in Division; 12th in Conference

2022-23 VS. INDIANA

(ALL TIMES ET)

11/30 at Sacramento.....10:00 p.m. 2/3 at Indiana.....7:00 p.m.

SERIES RECORD

OVERALL:

Indiana 51 wins
Sacramento 43 wins

at INDIANA

Indiana 31 wins
Sacramento 16 wins

at SACRAMENTO

Indiana 17 wins
Sacramento 18 wins

at KANSAS CITY

Indiana 2 wins
Sacramento 8 wins

at OMAHA

Indiana 1 win
Sacramento 0 wins

at ST. LOUIS

Indiana 0 wins
Sacramento 1 win

SERIES HIGHS

POINTS:

PACERS: 41, Chuck Person, 2/19/92
KINGS: 51, Chris Webber, OT, 1/5/01

REBOUNDS:

PACERS: 22, Mickey Johnson, 1/19/80
KINGS: 26, Chris Webber, OT, 1/5/01

ASSISTS:

PACERS: 15, Tyrese Haliburton, 3/23/22
KINGS: 17, Rajon Rondo, 12/23/15

LARGEST MARGINS OF VICTORY

PACERS' LARGEST WIN vs. KINGS:
26 125-99, at Market Square Arena, 2/17/93

KINGS' LARGEST WIN vs. PACERS:
38 120-82, at Kemper Arena, 3/3/82



SACRAMENTO KINGS

SERIES RESULTS

DATE	IND-SAC	DATE	IND-SAC	DATE	IND-SAC	DATE	IND-SAC
*10/30/76	W 112-102	*1/8/86	L 87-88	*1/16/98	W 117-92	11/30/10	W 107-98
11/5/76	L 103-112	2/28/86	L 100-121	2/3/98	W 115-93	*3/25/11	L 93-110
*3/13/77	L 98-103	11/20/86	L 83-92	1998-99 SEASON,		1/18/12	L 88-92
**4/5/77	W 87-82	*2/22/87	W 103-101	DID NOT PLAY		*11/3/12	W 106-98 2OT
*10/22/77	W 106-101	11/17/87	W 126-111	1/9/00	L 113-116	11/30/12	W 97-92
12/18/77	L 114-115	*2/21/88	W 130-112	*2/4/00	W 104-94	*1/14/14	W 116-92
*1/13/78	W 108-106	11/19/88	L 96-107	1/5/01	W 93-91 OT	1/24/14	W 116-111 OT
3/6/78	L 88-98	*12/9/88	W 112-105	*3/18/01	W 101-95	12/5/14	L 101-102 OT
*11/3/78	W 115-108	11/18/89	L 102-107	*11/7/01	W 116-104	*1/31/15	L 94-99
1/6/79	L 99-120	*3/29/90	W 111-101	3/3/02	W 97-86	*12/23/15	L 106-108
***3/31/79	L 101-126	*2/17/91	W 113-110	3/9/03	L 88-107	1/23/16	L 97-108
*4/8/79	L 101-107	3/14/91	W 107-103	*4/1/03	L 98-103	1/18/17	W 106-100
12/16/79	L 105-107	11/6/91	L 102-112	12/7/03	L 88-91	*1/27/17	W 115-111 OT
*1/19/80	W 108-103	*2/19/92	W 129-115	*3/19/04	L 92-94	*10/31/17	W 101-83
*12/6/80	W 107-88	12/10/92	W 106-99	12/3/04	L 87-113	3/29/18	W 106-103
12/20/80	W 107-103	*2/17/93	W 125-99	*12/11/04	L 92-97 OT	12/1/18	L 110-111
*11/19/81	W 102-99	11/29/93	W 105-103	1/8/06	W 108-83	*12/8/18	W 107-97
3/3/82	L 82-120	*12/7/93	W 105-87	*3/17/06	W 98-93	*12/20/19	W 119-105
*1/29/83	W 133-122	3/9/95	W 109-94	*2/25/07	L 93-110	1/11/21	L 122-127
3/4/83	L 103-120	*3/24/95	W 103-96	3/6/07	L 98-102	*5/5/21	L 93-104
12/10/83	L 103-119	*11/10/95	L 95-119	1/12/08	W 111-105	11/7/21	W 94-91
*3/15/84	L 107-108	11/30/95	L 95-110	*1/19/08	L 104-110	*3/23/22	L 109-110
*11/23/84	L 105-122	*11/28/96	W 101-83	*1/3/09	W 122-117		
12/29/84	W 123-115	1/14/97	L 98-105 OT	3/3/09	W 117-109		
				12/2/09	L 105-110		
				*3/30/10	W 102-95		

* AT INDIANAPOLIS
 ** AT OMAHA, NEB.
 *** AT ST. LOUIS, MO.
 OT OVERTIME





OPPONENTS

SAN ANTONIO SPURS



GREGG POPOVICH

COACHING STAFF

HEAD COACH:

Gregg Popovich

COLLEGE:

Air Force

NBA COACHING RECORD:

San Antonio: Entering 27th season,
1,344-701 (.657)

Overall: Same

ASSISTANT COACHES:

Brett Brown
Mitch Johnson
Darius Songaila
Candice Dupree

HEAD ATHLETIC TRAINER:

Will Sevensing

TEAM DIRECTORY

ADDRESS:

One AT&T Center
San Antonio, TX 78219
(210) 444-5500
www.spurs.com

CHAIRMAN AND CEO

Julianna Hawn Holt

PRESIDENT OF BASKETBALL OPERATIONS/HEAD COACH

Gregg Popovich

PRESIDENT OF SPORTS FRANCHISES/GENERAL MANAGER

R.C. Buford

ASSISTANT GENERAL MANAGER

Brian Wright

VICE PRESIDENT OF BASKETBALL OPERATIONS

Brent Barry

SENIOR DIRECTOR OF COMMUNICATIONS

Tom James

COMMUNICATIONS MANAGER

Kris Davis

COMMUNICATIONS COORDINATOR

Jordan Howerstine

TEAM COLORS

Silver and Black

HOME COURT

AT&T Center
(18,581; opened 2002)

FRANCHISE HISTORY

Dallas Chaparalls (ABA), 1967-70 and 1971-73
Texas Chaparalls (ABA), 1970-71
San Antonio Spurs (ABA), 1973-76
San Antonio Spurs (NBA), 1976-77 to Present

RADIO

WOAI (1200 AM)
Bill Schoenig

SPANISH RADIO

KXTN (107.5 FM)
Paul Castro

TELEVISION

Bally Sports Southwest
Bill Land, Sean Elliott and Dan Weiss

2021-22 SEASON RECAP

RECORD: 34-48
SOUTHWEST DIVISION: 6-10
WESTERN CONFERENCE: 24-28
PLAYOFFS: Did not qualify

HOME: 16-25
ROAD: 18-23
FINISH: 4th in Division; 10th in Conference

2022-23 VS. INDIANA

(ALL TIMES ET)

10/21 at Indiana 7:00 p.m. 3/2 at San Antonio 8:30 p.m.

SERIES RECORD

NBA:

Indiana 43 wins
San Antonio 55 wins

at INDIANA (NBA ONLY)

Indiana 23 wins
San Antonio 25 wins

at SAN ANTONIO (NBA ONLY)

Indiana 20 wins
San Antonio 30 wins

ABA

Indiana 43 wins
San Antonio 49 wins

PLAYOFFS (ABA ONLY)

Indiana 8 wins
San Antonio 5 wins

SERIES HIGHS

NBA ONLY**POINTS:**

PACERS: 52, Billy Knight, 11/11/80
SPURS: 55, George Gervin, 1/23/80

REBOUNDS:

PACERS: 22, Dale Davis, 12/30/93
SPURS: 26, Tim Duncan, 2/17/10

ASSISTS:

PACERS: 13, Mark Jackson, 1/5/96
Mark Jackson, 3/8/97
SPURS: 15, Mike Dunleavy, 1/27/83

LARGEST MARGINS OF VICTORY

NBA ONLY**PACERS' LARGEST WIN vs. SPURS:**

33 130-97, at Market Square Arena, 11/8/86

SPURS' LARGEST WIN vs. PACERS:

30 112-82, at HemisFair Arena, 1/20/78



SAN ANTONIO SPURS

SERIES RESULTS

DATE	IND-SA	DATE	IND-SA	DATE	IND-SA	DATE	IND-SA
10/22/67	W 121-101	*10/13/73	W 116-99	11/11/80	W 119-113	12/19/09	L 99-100
*11/11/67	W 126-103	10/20/73	L 66-92	*2/20/81	W 109-106	*2/17/10	L 87-90
11/13/67	W 119-118	11/14/73	L 90-95 OT	1/23/82	W 107-98	10/27/10	L 109-122
*11/22/67	L 111-112	12/2/73	W 90-79	*2/26/82	W 108-100	*1/7/11	L 87-90
12/11/67	L 114-119	*12/15/73	L 81-92	*1/27/83	L 138-143	3/31/12	L 103-112
*12/28/67	L 125-127 OT	*12/21/73	W 84-81	3/19/83	L 118-138	11/5/12	L 79-101
11/19/68	L 107-110	*1/26/74	L 89-90	12/16/83	L 92-120	*11/23/12	L 97-104
*11/27/68	L 100-106	2/14/74	L 83-88	*2/13/84	L 108-117	12/7/13	W 111-100
1/15/69	L 120-127 OT	*2/19/74	W 107-102	*11/16/84	W 128-117 OT	*3/31/14	L 77-103
*2/15/69	L 116-121	3/6/74	W 92-82	3/6/85	L 102-108	11/26/14	L 100-106
2/21/69	L 116-120	3/27/74	L 80-98	11/22/85	L 96-108	*2/9/15	L 93-95
*3/5/69	W 131-96	*10/18/74	L 121-129 OT	*12/11/85	W 114-101	12/21/15	L 92-106
*12/4/69	L 103-112	11/9/74	L 118-131	*11/8/86	W 130-97	*3/7/16	W 99-91
*12/13/69	L 101-106	11/16/74	L 109-112	1/6/87	W 101-99	*2/13/17	L 106-110
12/16/69	W 108-104	12/14/74	W 110-105	*11/25/87	W 133-102	3/10/17	L 99-100
2/3/70	L 122-126	*12/18/74	W 128-122	1/14/88	W 112-108	*10/29/17	W 97-94
3/30/70	W 131-114	12/31/74	L 105-140	*2/24/89	W 112-93	1/21/18	W 94-86
3/31/70	L 119-145	1/21/75	L 91-110	4/8/89	W 128-126 OT	10/24/18	W 116-96
*10/18/70	W 134-113	*1/24/75	W 114-105	2/8/90	W 105-100	*11/23/18	L 100-111
10/23/70	W 122-118	*2/2/75	L 100-119	*3/13/90	L 102-103	3/2/20	W 116-111
11/20/70	L 126-140	*3/9/75	W 141-107	*1/2/91	W 121-109	4/3/21	W 139-133 OT
12/12/70	W 124-118	4/3/75	L 122-137	2/7/91	L 108-118	*4/19/21	L 94-109
*12/4/69	L 103-112	*12/10/75	W 122-104	*12/10/91	W 109-102	*11/1/21	W 131-118
*2/10/71	W 115-104	12/23/75	W 111-106	2/6/92	W 117-106	3/12/22	W 119-108
*2/15/71	L 118-119	*12/30/75	L 99-105	2/4/93	L 115-133	PLAYOFFS	
2/24/71	W 117-113	*1/9/76	L 117-121	*3/2/93	W 109-95	*3/30/74	L 109-113
3/6/71	W 124-112	1/10/76	W 125-122	*12/30/93	L 82-107	*4/1/74	W 128-101
*3/17/71	W 123-109	1/29/76	L 112-136	2/15/94	L 100-109	4/3/74	L 96-115
3/26/71	W 127-126 OT	2/3/76	L 112-118	*1/22/95	W 98-93	4/4/74	W 91-89
*3/31/71	L 129-133	2/13/76	L 107-128	3/7/95	W 117-100	*4/6/74	W 105-100
*10/23/71	L 93-105	*2/14/76	L 101-105	1/5/96	W 105-92	4/10/74	L 86-102
10/31/71	L 108-125	*3/2/76	W 107-97	*3/24/96	L 88-100	*4/12/74	W 86-79
12/14/71	W 107-98	*3/5/76	L 114-124	11/15/96	W 93-78	4/5/75	W 122-119 OT
*12/15/71	W 124-110	*3/12/76	W 132-115	*3/8/97	L 98-102	4/7/75	W 98-93
12/22/71	L 120-123 2OT	3/16/76	W 115-95	12/23/97	L 79-91	*4/10/75	W 113-103 OT
1/3/72	L 101-102	3/21/76	W 114-109	*3/29/98	L 55-74	*4/12/75	L 109-110
*1/7/72	L 101-104	*3/23/76	W 107-104	1998-99 SEASON, DID NOT PLAY		4/14/75	L 117-123
*1/23/72	L 110-113 OT	*4/2/76	L 108-118	11/16/99	L 87-90 OT	*4/16/75	W 115-100
2/19/72	L 102-115	4/7/76	L 75-96	*12/7/99	W 83-77	* AT INDIANAPOLIS OT OVERTIME	
2/26/72	W 115-113 OT	*11/3/76	W 113-97	10/31/00	L 85-98		
*3/5/72	W 110-99	11/6/76	L 94-113	*12/30/00	L 77-89		
*3/26/72	W 98-88	*12/15/76	W 116-102	*11/23/01	L 79-97		
11/28/72	W 120-117 OT	1/16/77	L 115-122	1/4/02	W 92-82		
*12/1/72	L 117-123	12/27/77	W 96-89	*1/29/03	L 97-106		
12/9/72	L 128-129	*1/18/78	L 96-109	2/22/03	L 96-105		
12/22/72	L 142-147 2OT	1/20/78	L 82-112	1/10/04	L 88-89 OT		
*12/30/72	W 109-101	*3/29/78	L 91-106	*1/16/04	W 89-79		
1/11/73	W 107-106	11/21/78	W 108-103	1/6/05	L 98-111		
*1/18/73	W 116-109	*12/15/78	L 113-125	*3/23/05	W 100-93		
2/10/73	W 105-99	*1/28/79	W 123-110	12/27/05	L 86-99		
2/20/73	L 112-119	3/25/79	W 121-113	*2/12/06	L 88-92		
*3/4/73	W 121-118	10/27/79	L 121-128	3/21/07	L 72-90		
*3/21/73	W 133-131 2OT	12/19/79	L 123-127	*4/1/07	W 100-99		
		*1/23/80	L 130-144	*2/5/08	L 89-116		
		*2/9/80	W 131-127	3/6/08	L 97-108		
		3/21/80	L 109-116	1/20/09	L 81-99		
		*3/28/80	W 127-122	*4/3/09	L 121-126		





OPPONENTS

TORONTO RAPTORS



NICK NURSE

COACHING STAFF

HEAD COACH:

Nick Nurse

COLLEGE:

Northern Iowa

NBA COACHING RECORD:

Toronto: Entering 5th season, 186-122 (.604)

Overall: Same

ASSISTANT COACHES:

Adrian Griffin
Jim Sann
Jon Goodwillie
Eric Khoury
Trevor Gleeson
Rico Hines

HEAD ATHLETIC TRAINER:

Scott McCullough

TEAM DIRECTORY

ADDRESS:

BioSteel Centre
30 British Columbia Road
Toronto Ontario M6K 3C3
(416) 815-2801

Scotiabank Arena
40 Bay Street, Suite 500
Toronto, Ontario, M5J 2L2
(416) 815-5600
www.raptors.com

OPERATOR

Maple Leaf Sports & Entertainment Ltd.

CHAIRMAN OF THE BOARD

Larry Tanenbaum

PRESIDENT

Masai Ujiri

GENERAL MANAGER

Bobby Webster

DIRECTOR, COMMUNICATIONS

Jennifer Quinn

**SENIOR MANAGER,
BASKETBALL COMMUNICATIONS**

Phil Summers

MANAGER, COMMUNICATIONS

Josh Su

TEAM COLORS

Red, Black, Silver

HOME COURT

Scotiabank Arena
(19,800; opened 1999)

FRANCHISE HISTORY

Toronto Raptors, 1995 to Present

RADIO

Sportsnet RadioThe FAN (AM 590)
TSN Radio 1050 Toronto (AM 1010)
Paul Jones, Eric Smith, Jack Armstrong
and Sherman Hamilton

TELEVISION

TSN, TSN2, Sportsnet ONE
Matt Devlin, Leo Rautins,
Jack Armstrong and Eric Smith

2021-22 SEASON RECAP

RECORD: 27-45

ATLANTIC DIVISION: 4-8

EASTERN CONFERENCE: 17-25

PLAYOFFS: Did not qualify

HOME: 16-20

ROAD: 11-25

FINISH: 5th in Division; 12th in Conference

2022-23 VS. INDIANA

(ALL TIMES ET)

11/12 at Indiana 7:00 p.m.

3/22 at Toronto..... 7:30 p.m.

1/2 at Indiana 7:00 p.m.

SERIES RECORD

OVERALL:

Indiana 51 wins
Toronto 44 wins

at INDIANA

Indiana 32 wins
Toronto 15 wins

at TORONTO

Indiana 18 wins
Toronto 29 wins

at TAMPA

Indiana 1 win
Toronto 0 wins

PLAYOFFS

Indiana 3 wins
Toronto 4 wins

SERIES HIGHS

POINTS:

PACERS: 42, Jalen Rose, OT, 12/20/00
RAPTORS: 45, Vince Carter, OT, 12/20/00

REBOUNDS:

PACERS: 20, Troy Murphy, 12/10/08
RAPTORS: 25, Bismack Biyombo, 3/17/16

ASSISTS:

PACERS: 17, T.J. McConnell, 5/16/21
RAPTORS: 16, Rod Strickland, OT, 3/9/04
Jose Calderon, 12/14/07

LARGEST MARGINS OF VICTORY

PACERS' LARGEST WIN vs. RAPTORS:
29 130-101, at Conseco Fieldhouse, 4/8/09

RAPTORS' LARGEST WIN vs. PACERS:
46 127-81, at Scotiabank Arena, 2/23/20



TORONTO RAPTORS

SERIES RESULTS

DATE	IND-TOR	DATE	IND-TOR	DATE	IND-TOR	DATE	IND-TOR	
*11/4/95	W 97-89	*11/9/02	W 108-84	11/24/09	L 112-123	*11/24/17	W 107-104	
12/14/95	W 102-100	11/20/02	W 97-95	*1/11/10	W 105-101	12/1/17	L 115-120	
1/16/96	W 110-102	*1/22/03	W 101-98	1/31/10	L 102-117	*3/15/18	L 99-106	
*3/17/96	W 105-96	1/31/03	L 90-102	*2/2/10	W 130-115	4/6/18	L 73-92	
*12/22/96	W 111-92	2/6/04	W 83-77	*12/6/10	W 124-100	12/19/18	L 96-99	
*2/17/97	W 105-103	*3/9/04	W 94-84	OT	*1/31/11	W 104-93	1/6/19	L 105-121
3/25/97	W 98-84	*4/2/04	W 84-64	3/11/11	L 98-108	*1/23/19	W 110-106	
4/12/97	W 100-89	4/7/04	W 94-90	10/28/11	W 90-85	*12/23/19	W 120-115	
11/15/97	W 105-77	*12/17/04	W 89-86	1/13/12	W 95-90	2/5/20	L 118-119	
12/15/97	W 108-101	*2/2/05	L 97-98	*4/9/12	W 103-98	*2/7/20	L 106-115	
*1/3/98	W 89-77	4/11/05	W 94-90	10/31/12	W 90-88	2/23/20	L 81-127	
*4/17/98	W 107-98	*12/30/05	L 97-99	*11/13/12	L 72-74	*1/24/21	L 102-107	
*2/24/99	W 104-84	3/12/06	L 89-93	*2/8/13	L 98-100	OT	*1/25/21	W 129-114
4/1/99	L 87-88	*4/5/06	W 111-103	3/1/13	W 93-81	5/16/21	W 125-113	
*4/12/99	W 109-99	4/17/06	W 120-95	*11/8/13	W 91-84	10/27/21	L 100-118	
12/14/99	L 97-105	11/26/06	L 83-92	1/1/14	L 82-95	*10/30/21	L 94-97	
*2/16/00	W 109-101	*1/27/07	W 102-84	*1/7/14	W 86-79	*11/26/21	W 114-97	
*4/2/00	W 104-83	2/23/07	L 88-110	4/4/14	L 94-102	3/26/22	L 91-131	
4/12/00	W 77-73	11/16/07	L 101-110	12/12/14	L 94-106			
*11/23/00	L 91-111	*12/14/07	L 93-104	*1/27/15	L 94-101			
12/12/00	L 90-104	*2/25/08	L 98-102	*3/16/15	L 98-117			
*12/20/00	L 98-99	2/29/08	W 122-111	10/28/15	L 99-106			
3/24/01	L 81-102	12/10/08	L 88-101	*12/14/15	W 106-90			
11/4/01	L 100-113	*1/16/09	W 111-104	*3/17/16	L 94-101			
*12/19/01	L 90-102	3/15/09	L 87-110	4/8/16	L 98-111			
4/7/02	L 84-94	*4/8/09	W 130-101	3/19/17	L 91-116			
*4/10/02	W 98-82			3/31/17	L 100-111			
				*4/4/17	W 108-90			

PLAYOFFS

4/16/16	W 100-90
4/18/16	L 87-98
*4/21/16	L 85-101
*4/23/16	W 100-83
4/26/16	L 99-102
*4/29/16	W 101-83
5/1/16	L 84-89

* AT INDIANAPOLIS
OT OVERTIME





OPPONENTS

UTAH JAZZ



WILL HARDY

COACHING STAFF

HEAD COACH:

Will Hardy

COLLEGE:

Williams College

NBA COACHING RECORD:

Utah: Entering 1st season

Overall: Same

ASSISTANT COACHES:

Alex Jensen

Bryan Bailey

Lamar Skeeter

HEAD ATHLETIC TRAINER:

Eric Waters

TEAM DIRECTORY

ADDRESS:

1414 S 500 W
Salt Lake City, UT 84115
(801) 325-2500
www.utahjazz.com

CHAIRMAN

Ryan Smith

ALTERNATE GOVERNOR AND CEO

Danny Ainge

GENERAL MANAGER

Justin Zanik

SR. VICE PRESIDENT OF**BASKETBALL OPERATIONS**

Linda Luchetti

ASSISTANT GENERAL MANAGERS

David Morway

SR. VICE PRESIDENT, COMMUNICATIONS

Derek Garduño

MANAGERS, COMMUNICATIONS

Danny Franks

Olivia Hill

TEAM COLORS

Navy, Dark Yellow, Dark Green and Gray

HOME COURT

Vivint Smart Home Arena
(18,306; opened 1991)

FRANCHISE HISTORY

New Orleans Jazz, 1974-79
Utah Jazz, 1979-80 to Present

RADIO

KZNS [1280 AM/97.5 FM]
David Locke and Ron Boone

TELEVISION

AT&T SportsNet
Craig Bolerjack, Matt Harpring,
Thurl Bailey and Kristen Kenney

2021-22 SEASON RECAP

RECORD:	49-33	HOME:	29-12
NORTHWEST DIVISION:	15-1	ROAD:	20-21
WESTERN CONFERENCE:	33-19	FINISH:	1st in Division; 5th in Conference
PLAYOFFS:	Lost to Dallas, 4-2, First Round		

2022-23 VS. INDIANA

(ALL TIMES ET)

12/2 at Utah 9:00 p.m. 2/13 at Indiana 7:00 p.m.

SERIES RECORD

OVERALL:

Indiana 48 wins

Utah 46 wins

at INDIANA

Indiana 31 wins

Utah 16 wins

at UTAH

Indiana 14 wins

Utah 27 wins

at NEW ORLEANS

Indiana 3 wins

Utah 3 wins

SERIES HIGHS

POINTS:

PACERS: 48, Paul George, OT, 12/5/15

JAZZ: 43, Mehmet Okur, 1/12/09

REBOUNDS:

PACERS: 20, Clark Kellogg, 12/18/84

JAZZ: 27, Leonard Robinson, 12/7/77

ASSISTS:

PACERS: 18, Mark Jackson, 1/23/98

JAZZ: 19, John Stockton, 11/2/91
John Stockton, OT, 1/16/94

LARGEST MARGINS OF VICTORY

PACERS' LARGEST WIN vs. JAZZ:

39 128-89, at Market Square Arena, 2/26/89

JAZZ' LARGEST WIN vs. PACERS:

31 112-81, at Salt Palace, 11/20/87



UTAH JAZZ

SERIES RESULTS

DATE	IND-UTAH	DATE	IND-UTAH	DATE	IND-UTAH	DATE	IND-UTAH
12/21/76	L 113-123	1/10/87	L 96-105	1998-99 SEASON,		12/1/10	L 88-110
*12/30/76	W 104-97	*3/9/87	W 107-102	DID NOT PLAY		*2/25/11	L 84-95
3/6/77	W 110-106	11/20/87	L 81-112	12/3/99	W 100-75	*2/7/12	W 104-99
*3/27/77	L 118-119	*12/18/87	W 121-97	*12/17/99	W 89-74	*12/19/12	W 104-84
11/22/77	L 108-123	11/15/88	L 96-108	*12/22/00	L 101-109	1/26/13	L 110-114
*12/7/77	W 118-103	*2/26/89	W 128-89	1/9/01	L 99-103	12/4/13	W 95-86
1/3/78	W 104-103	11/17/89	L 100-114	12/1/01	W 100-97	*3/2/14	W 94-91
*1/29/78	L 91-107	*11/29/89	W 100-88	*2/12/02	L 82-98	*11/10/14	W 97-86
12/12/78	L 103-109	12/15/90	W 124-116	12/2/02	L 91-102	1/5/15	W 105-101
*12/23/78	W 127-103	*1/19/91	W 117-104	*3/14/03	W 101-81	*10/31/15	L 76-97
3/27/79	W 104-101	*11/2/91	W 127-112	*2/22/04	W 94-80	12/5/15	L 119-122 OT
11/12/79	W 113-105	1/6/92	L 108-124	3/5/04	W 96-88	1/21/17	L 100-109
*12/29/79	L 114-116	*11/20/92	L 95-97	3/8/05	W 89-83	*3/20/17	W 107-100
11/10/80	L 106-108	3/23/93	L 101-119	*3/16/05	W 103-84	1/15/18	W 109-94
*1/18/81	W 110-89	12/2/93	L 87-103	11/29/05	W 84-60	*3/7/18	L 84-104
*12/9/81	W 113-77	*3/19/94	W 107-103	*12/16/05	W 93-83	*11/19/18	W 121-94
1/8/82	L 102-108	12/28/94	L 95-117	*12/17/06	L 94-104	11/26/18	W 121-88
12/30/82	W 115-114	*1/16/95	L 98-99 OT	3/7/07	L 72-94	*11/27/19	W 121-102
*3/25/83	W 119-117	3/6/96	L 94-101	*11/17/07	W 117-97	1/20/20	L 88-118
12/21/83	L 115-133	*3/15/96	L 86-94	1/8/08	L 89-111	*2/7/21	L 95-103
*2/19/84	W 106-104	12/10/96	L 86-110	1/12/09	L 113-120	4/16/21	L 111-119
*12/18/84	W 88-81	*3/14/97	L 96-105	*3/10/09	L 100-112	11/11/21	W 111-100
1/1/85	W 119-117	12/8/97	L 106-97	12/4/09	L 87-96	*1/8/22	W 125-113
*11/25/85	L 101-102	*1/23/98	W 106-102	*3/26/10	W 122-106		
2/27/86	L 92-109						

* AT INDIANAPOLIS
OT OVERTIME





OPPONENTS

WASHINGTON WIZARDS



WES UNSELD JR.

COACHING STAFF

HEAD COACH:

Wes Unseld Jr.

COLLEGE:

Johns Hopkins

NBA COACHING RECORD:

Washington: Entering 2nd season, 35-47 (.427)

Overall: Same

ASSISTANT COACHES:

Pat Delary
Joseph Blair
Mike Miller
Zach Guthrie

DIRECTOR OF MEDICAL SERVICES:

Steve Smith

TEAM DIRECTORY

ADDRESS:

601 F Street NW
Washington, D.C. 20004
(202) 661-5000
www.washingtonwizards.com
www.celtics.com

CHAIRMAN & CEO

Ted Leonsis

GENERAL MANAGER

Tommy Sheppard

CHIEF PLANNING AND OPERATIONS OFFICER

Sashi Brown

ASSISTANT GENERAL MANAGER

Brett Greenberg

SENIOR DIRECTOR, COMMUNICATIONS

Scott Hall

DIRECTOR, BASKETBALL COMMUNICATIONS

Daren Jenkins

COMMUNICATIONS MANAGER

Matt Quinn

DIRECTOR, CORPORATE COMMUNICATIONS

Ketsia Collimon

TEAM COLORS

Red, White and Blue

HOME COURT

Capital One Arena
(20,362; opened 1997)

FRANCHISE HISTORY

Chicago Packers 1961-62
Chicago Zephyrs, 1962-63
Baltimore Bullets, 1963-73
Capital Bullets, 1973-74
Washington Bullets, 1974-97
Washington Wizards, 1997-98 to Present

RADIO

WNEW 99.1 FM/WFED 1500 AM
Dave Johnson and Glenn Consor

TELEVISION

NBC Sports Washington
Justin Kutcher, Drew Gooden
and Chris Miller

2021-22 SEASON RECAP

RECORD: 35-47
SOUTHEAST DIVISION: 7-9
EASTERN CONFERENCE: 24-28
PLAYOFFS: Did not qualify

HOME: 21-20
ROAD: 14-27
FINISH: 4th in Division; 12th in Conference

2022-23 VS. INDIANA

(ALL TIMES ET)

10/19	at Indiana	7:00 p.m.	12/9	at Indiana	7:00 p.m.
10/28	at Washington	7:00 p.m.	2/11	at Washington	7:00 p.m.

SERIES RECORD

OVERALL:

Indiana 103 wins
Washington 84 wins

at INDIANA

Indiana 65 wins
Washington 26 wins

at WASHINGTON

Indiana 35 wins
Washington 57 wins

at BALTIMORE

Indiana 2 wins
Washington 1 win

at ORLANDO

Indiana 1 win
Washington 0 wins

PLAYOFFS

Indiana 4 wins
Washington 2 wins

SERIES HIGHS

POINTS:

PACERS: 41, Mickey Johnson, 1/30/80
WIZARDS: 50, Bradley Beal, 01, 5/8/21

REBOUNDS:

PACERS: 21, Jermaine O'Neal, 11/26/02
WIZARDS: 22, Elvin Hayes, 3/7/79
Pervis Ellison, 2 OT, 1/14/92

ASSISTS:

PACERS: 23, Jamaal Tinsley, 11/22/01
WIZARDS: 24, Russell Westbrook, 5/3/21

LARGEST MARGINS OF VICTORY

PACERS' LARGEST WIN vs. WIZARDS:
30 134-104, at Market Square Arena, 2/7/80

WIZARDS' LARGEST WIN vs. PACERS:
32 146-114, at Capital Centre, 1/6/78



WASHINGTON WIZARDS

SERIES RESULTS

DATE	IND-WAS	DATE	IND-WAS	DATE	IND-WAS	DATE	IND-WAS
12/10/76	L 88-98	11/16/86	L 111-124	*2/5/99	W 96-81	*11/10/12	W 89-85
*12/28/76	L 111-117	*12/3/86	W 116-103	3/3/99	W 106-95	11/19/12	W 96-89
*1/29/77	L 107-108	*1/15/87	W 113-105	*3/22/99	W 90-86	*12/13	W 89-81
<u>2/23/77</u>	<u>L 101-109</u>	2/26/87	L 94-100	*11/13/99	W 105-83	4/6/12	L 85-104
*10/28/77	W 136-127	*3/23/87	W 101-92	*1/12/00	W 117-102	*11/29/13	W 93-73
1/6/78	L 114-146	4/10/87	W 115-101	<u>1/21/00</u>	<u>L 113-123</u>	*1/10/14	W 93-66
*2/17/78	W 123-111	*12/2/87	W 108-102	11/10/00	W 86-74	<u>3/28/14</u>	<u>L 78-91</u>
<u>3/17/78</u>	<u>W 105-99</u>	<u>12/17/87</u>	<u>L 111-115 OT</u>	*11/24/00	W 99-87	11/5/14	L 90-97 OT
*11/1/78	L 113-124	3/2/88	L 102-111	3/27/01	W 110-102	*11/8/14	L 90-97
12/26/78	L 104-108	*3/4/88	L 88-95	*4/9/01	W 100-78	3/25/15	W 103-101
1/20/79	L 104-109	*3/17/88	W 99-95	*11/22/01	W 110-103	*4/14/15	W 99-95 2OT
*3/7/79	W 109-105	<u>4/8/88</u>	<u>L 100-107</u>	*12/27/01	W 108-81	11/24/15	W 123-106
*10/26/79	W 118-108	*11/25/88	L 101-106	2/3/02	L 89-109	*1/15/16	L 104-118
11/30/79	W 99-91	1/26/89	L 106-126	<u>4/14/02</u>	<u>W 86-80</u>	<u>3/5/16</u>	<u>L 100-99</u>
*12/14/79	W 111-109	*3/22/89	W 101-92	11/26/02	W 88-84	*12/19/16	W 107-105
1/30/80	L 119-120	<u>3/25/89</u>	<u>L 108-111 OT</u>	*11/29/02	W 100-84	12/28/16	L 105-111
*2/7/80	W 134-104	*2/18/90	L 97-116	1/4/03	L 104-107 2OT	2/10/16	L 107-112
<u>3/2/80</u>	<u>L 104-118</u>	*3/6/90	W 113-98	*2/25/03	L 78-83	*2/16/17	L 98-111
*11/14/80	W 118-108	*4/10/90	W 107-105	*12/9/03	W 93-79	*2/5/18	L 102-111
11/27/80	L 108-123	<u>4/22/90</u>	<u>W 127-117</u>	1/24/04	L 96-107	3/4/18	W 98-95
*12/3/80	W 128-115	11/24/90	L 105-107 OT	<u>2/20/04</u>	<u>W 96-87</u>	<u>3/7/18</u>	<u>L 102-109</u>
12/13/80	L 105-114	*12/19/90	L 112-114 OT	*1/22/05	L 93-95	*12/10/18	W 109-101
3/12/81	W 114-107	*1/25/91	W 106-100	2/7/05	L 104-108	*12/23/18	W 105-89
*3/27/81	W 122-107	<u>*4/5/91</u>	<u>L 117-103</u>	4/3/05	W 79-76	1/30/19	L 89-107
11/28/81	W 92-90	*11/1/91	L 103-109	*4/8/05	W 93-83	2/23/19	W 119-112
12/25/81	L 98-115	1/14/92	L 118-127 2OT	*12/8/05	W 111-87	*11/6/19	W 121-106
*12/82	L 103-107	*3/10/92	W 101-91	*1/13/06	L 85-94	8/3/20	W 111-100
3/12/82	L 105-110	<u>3/25/92</u>	<u>W 131-109</u>	1/31/06	L 79-84	3/29/21	L 124-132
*3/24/82	L 106-114	12/5/92	W 111-109	<u>3/1/06</u>	<u>W 99-93</u>	5/3/21	L 141-154
*4/7/82	L 85-97	*1/19/93	W 116-96	11/8/06	L 91-117	*5/8/21	L 132-133 OT
*10/29/82	W 93-90	2/24/93	L 101-105	*3/14/07	L 96-112	10/22/21	L 134-135 OT
11/6/82	L 115-119 OT	*3/31/93	W 114-95	*4/18/07	L 95-98	*12/6/21	W 116-110
*11/26/82	L 85-87	*12/14/93	W 106-87	*10/31/07	W 119-110 OT	*2/16/22	W 113-108
2/6/83	L 99-103	1/5/94	L 95-97	11/14/07	L 90-103	3/6/22	L 123-133
3/27/83	L 101-120	*2/1/94	W 116-96	*12/22/07	W 93-85		
*4/1/83	L 109-123	<u>4/19/94</u>	<u>W 111-110</u>	<u>4/14/08</u>	<u>L 110-117</u>		
11/17/83	L 94-102	*1/4/95	W 94-90	12/15/08	W 118-98	PLAYOFFS	
2/4/84	L 101-125	1/13/95	W 113-99	2/8/09	L 117-119	*5/5/14	L 96-102
*2/28/84	L 92-100	3/3/95	L 106-111	*3/29/09	W 124-115	*5/7/14	W 86-82
4/3/84	L 94-106	*4/5/95	W 102-90	*11/6/09	W 102-86	5/9/14	W 85-63
*4/13/84	W 119-115	*1/21/96	W 106-96	12/12/09	W 114-113	5/11/14	W 95-92
*10/27/84	L 102-104	*2/16/96	W 95-94	*3/24/10	W 99-82	*5/13/14	L 79-102
12/6/84	L 106-111	<u>3/27/96</u>	<u>W 99-93</u>	<u>4/14/10</u>	<u>L 97-98</u>	5/15/14	W 93-80
12/26/84	L 89-114	*11/9/96	W 103-100 OT	12/29/10	L 90-104		
*2/1/85	W 102-95	2/25/97	L 87-108	*12/31/10	W 95-86		
*3/31/85	L 105-111	*4/1/97	L 100-104	2/22/11	W 113-96		
12/30/85	W 97-80	<u>4/16/97</u>	<u>L 90-103</u>	*4/6/11	W 136-112		
*1/29/86	W 92-88	*12/13/97	W 109-92	3/22/12	W 85-83		
*2/25/86	W 100-87	1/2/98	W 99-81	*3/29/12	W 93-89		
*3/15/86	W 105-100	*1/27/98	W 85-84	4/4/12	W 109-96		
3/22/86	L 110-111	3/19/98	W 95-91				
4/8/86	W 111-104						

PLAYOFFS

*5/5/14	L 96-102
*5/7/14	W 86-82
5/9/14	W 85-63
5/11/14	W 95-92
*5/13/14	L 79-102
5/15/14	W 93-80

* AT INDIANAPOLIS
** AT BALTIMORE

OT OVERTIME





2022-23 NBA DIRECTORIES



NATIONAL BASKETBALL ASSOCIATION
 NBA ENTERTAINMENT
 WOMEN'S NATIONAL BASKETBALL ASSOCIATION
 NBA G LEAGUE
 NBA 2K LEAGUE
 BASKETBALL AFRICA LEAGUE

NORTH AMERICA OFFICES

NEW YORK

Olympic Tower
 645 Fifth Avenue
 New York, NY 10022
 Telephone: [212] 407-8000
 Fax: [212] 832-3861

NEW JERSEY

100 Plaza Drive
 Secaucus, NJ 07094
 Telephone: [201] 865-1500
 Fax: [201] 974-5973

INTERNATIONAL OFFICES

AFRICA

9th Floor GreenPark Corner
 3 Lower Road
 Morningside 2196
 Johannesburg, South Africa
 Telephone: +27-100-072-668

ASIA/PACIFIC

CHINA—BEIJING

19th Floor, Office Tower 2
 China Central Place
 No. 79 Jianguo Road
 Chaoyang District
 Beijing, China 100025
 Telephone: +86-10-5200-8200
 Fax: +86-10-5200-8202

CHINA—SHANGHAI

Unit 2703-2708, 27F, Tower 2
 Plaza 66
 1266 Nanjing West Road,
 Jing An District
 Shanghai, China 200040
 Telephone: +86-21-6137-2200
 Fax: +86-21-6288-9920

HONG KONG

Room 3101, Lee Gardens One
 33 Hysan Avenue
 Causeway Bay, Hong Kong
 Telephone: +852-2843-9600
 Fax: +852-2536-4808

PHILIPPINES

Unit 1701, World Plaza Building
 5th Avenue corner 30th Street
 Bonifacio Global City
 Taguig, 1634 Philippines
 Jandric Lim, Communications;
 +632-866-8205

TAIWAN

Suite 1303, No. 88, Section 2
 Chung Hsiao East Road
 Taipei, Taiwan ROC 100
 Telephone: +886-2-2397-8000
 Fax: +886-2-2358-1098

CANADA

50 Bay Street
 Suite 1402
 Toronto, Ontario
 Canada M5J 3A5
 Telephone: [416] 682-2000
 Fax: [416] 364-0205

EUROPE & THE MIDDLE EAST

LONDON

Endeavour House
 189 Shaftesbury Avenue
 London, United Kingdom WC2H
 8JR
 Telephone: +44-20-7420-8900

SPAIN

Leganitos Street 6th Floor
 28013 Madrid, Spain
 Ignasi Castello, Communica-
 tions, Telephone +34-912-
 153-573

INDIA

C-1804, ONE BKC
 G Block, Bandra Kurla Complex,
 Bandra East, Mumbai - 400051
 Telephone: +91-22-6124-6100

LATIN AMERICA

BRAZIL

Av Borges de Medeiros, 633
 Sala 301 - Leblon
 Rio de Janeiro, RJ, Brazil
 22430-041
 Telephone: +55-21-3206-6400
 Fax: +55-21-2586-6001

MEXICO

Av. Prolongacion Paseo de la
 Reforma
 No. 1236, Planta Baja
 Desarrollo Santa Fe
 Cuajimalpa De Morelos,
 Ciudad De Mexico 05348
 Telephone: +52-55-9171-7700



NBA TERMINOLOGY

ACTIVE LIST

Each team is required to have no fewer than 12 and no more than 15 players on its Active List for each game. For the Regular Season, teams are required to have at least eight players who are dressed for and eligible and able to participate in each game. [During the playoffs, this number increases to nine.]

ROSTERS

For the regular season, each team is required to submit the names of its active players to the NBA's Basketball Operations Department no later than 6:00 p.m. [Eastern time] on the day before the opening day of the season. For the 2022-23 season, the date to submit rosters is October 17, 2022.

For the playoffs, each team must submit a list of its players eligible to compete in playoff games by 3:00 p.m. [Eastern time] on the day following the end of the regular season. Because there is no Injured List for the playoffs, each playoff team must designate the 12 players eligible for the playoffs from all of its regular season lists [Active, Injured and Suspended].

10-DAY CONTRACTS

For the 2022-23 season, beginning on January 5, 2023, a team may sign a player to a 10-day contract. This procedure may be used only to replace a player assigned to the Injured List. No player may be signed to more than two 10-day contracts with the same team in any one season.

SALARY CAP

The Salary Cap for the 2022-23 season is \$123.655 million per team. The tax level has been set at \$150.267 million. The minimum team salary, which is set at 90% of the Salary Cap, is \$111.290 million.

The non-taxpayer mid-level for this season is \$10.490 million, the taxpayer mid-level is \$6.479 million and the mid-level for a team with room under the Salary Cap is \$5.401 million.

TRADING DEADLINE

The trade deadline is 3:00 p.m. [Eastern time] February 9, 2023. From that point until the end of the regular season, player additions must be made through the waiver procedure or by signing free agents.

TWO-WAY CONTRACTS

No Two-Way Player may be on the Active List for more than 50 games during the 2022-23 Regular Season. For Two-Way Players signed after the first day of the Regular Season, the 50-game limit will be reduced pro rata based on the portion of the Regular Season covered by the Two-Way Contract.

CONTRACT LENGTH

The maximum length of player contracts is five years [previously six years].

GUARANTEED CONTRACTS

For the 2022-23 season, on January 10, 2023, all player contracts become guaranteed for the remainder of the season.

DRUG TESTING

Players are subject to four random drug tests per season and penalties for use of performance-enhancing drugs have been increased.

PLAYER MISCONDUCT

Players suspended for more than 12 games for on-court misconduct will be able to challenge the suspension before a neutral arbitrator.

WAIVERS

Until the end of the season, clubs may claim waived players within 48 business hours after notice. Players waived at any other time, may be claimed within 10 days. If no team claims the waived player, he becomes a free agent. If more than one team claims a waived player, the one with the lesser record at that time claims the player. The cost for a waived player is \$1,000, payable to the league.

MINIMUM AGE REQUIREMENT

The minimum age requirement has been increased from 18 to 19 years of age. United States players must be at least one year removed from high school AND 19 years of age [by the end of that calendar year] before entering the draft. International players must turn 19 during the calendar year of that draft.

NBA teams have the ability to assign players to the NBA G League during their first two years in the NBA.



OPPONENTS



OLYMPIC TOWER
645 5TH AVENUE
NEW YORK, NY 10022
MEDIA RELATIONS CONTACT: JOANNA SHAPIRO (JSHAPIRO@NBA.COM)

NBA G LEAGUE TEAM OFFICES

AGUA CALIENTE CLIPPERS OF ONTARIO

9680 Haven Ave. #120, Rancho Cucamonga, CA 91730
Arena: Toyota Arena
Tel: (909) 406-9090
Media Relations Contact: Cooper Dzierzanowski
(cdzierzanowski@clippers.com)
NBA Affiliation: LA Clippers

AUSTIN SPURS

1717 Scottsdale Drive, Suite 155, Cedar Park, TX 78641
Arena: H-E-B Center at Cedar Park
Tel: [512] 236-8333
Media Relations Contact: Amanda Janczak
(ajanczak@spurs.com)
NBA Affiliation: San Antonio

BIRMINGHAM SQUADRON

950 22nd St. N, Suite 925, Birmingham, AL 35203
Arena: Legacy Arena
Tel: (205) 719-0850
Media Relations Contact:
Joseph Hooven (joseph.hooven@pelicans.com)
NBA Affiliation: New Orleans

CAPITAL CITY GO-GO

1100 Oak Drive SE Washington, DC 20032
Arena: Ent. & Sports Arena in Congress Hts.
Tel: (202) 318-5278
Media Relations Contact: Matt Quinn (mquinn@monumentalsports.com)
NBA Affiliation: Washington

CLEVELAND CHARGE

1 Center Ct. Cleveland, OH, 44115
Arena: Cleveland State University Wolstein Center
Tel: (216) 420-2730
Media Relations Contact: Sean Wyatt (SWyatt@cavs.com)
NBA Affiliation: Cleveland

COLLEGE PARK SKYHAWKS

101 Marietta St. NW Suite 1100 Atlanta, GA 30303
Arena: Gateway Center Arena at College Park
Tel: (404) 878-3800
Media Relations Contact: Jerome Schwich
(Jerome.schwich@cpsyhawks.com)
NBA Affiliation: Atlanta

DELAWARE BLUE COATS

401 Garasches Lane, Wilmington, DE 19801
Arena: Chase Fieldhouse
Tel: (302) 504-7587
Media Relations Contact: Alex Yoh (alexxyoh@76ers.com)
NBA Affiliation: Philadelphia

FORT WAYNE MAD ANTS

921 East Dupont Road Suite 228,
Fort Wayne, Indiana 46825
Arena: Allen County War Memorial Coliseum
Tel: (260) 702-9551
Media Relations Contact: Dan Vance
(dvance@ftwaynemadants.com)
NBA Affiliation: Indiana

NBA G LEAGUE IGNITE

2675 Mitchell Drive Walnut Creek, CA 94598
Arena: Ultimate Fieldhouse
Media Relations Contact: Mara Rudolph
(mrudolph@nba.com)
NBA Affiliation: None

GRAND RAPIDS GOLD

62 Commerce Ave SW, Suite 201, Grand Rapids, MI 49503
Arena: DeltaPlex Arena
Tel: (616) 350-4881
Media Relations Contact: Gwen Vryhof Bulterna
(gbulterna@nbagranderapids.com)
NBA Affiliation: Denver

GREENSBORO SWARM

2411 B West Gate City Boulevard Greensboro, NC 27403
Arena: Fieldhouse at the Greensboro Coliseum Complex
Tel: (336) 907-3600
Media Relations Contact: Justin Trujillo
(jtrujillo@gsgoswarm.com)
NBA Affiliation: Charlotte

IOWA WOLVES

730 3rd St. Des Moines, IA 50309
Arena: Wells Fargo Arena
Tel: (515) 564-8550
Media Relations Contact: Randi Burrell
(randi.burrell@iawolves.com)
NBA Affiliation: Minnesota

LAKELAND MAGIC

701 West Lime Street; Lakeland, FL 33815
Tel: (863) 825-3258; Fax: (863) 825-3279
Arena: RP Funding Center
Media Relations: Owen Fasolas
(ofasolas@lakelandmagic.com)
Website: www.lakelandmagic.com
NBA Affiliation: Orlando

LONG ISLAND NETS

1255 Hempstead Turnpike, Uniondale, New York 11553
Arena: Nassau Coliseum
Tel: (516) 654-8199
Media Relations Contact: Patricia Douglas (pdouglas@bseglobal.net)
NBA Affiliation: Brooklyn

MAINE CELTICS

550 Forest Avenue; Portland, ME 04012
Tel: (207) 210-6655; Fax: (207) 210-6659
Arena: Portland Exposition Building
Media Relations: Evans Boston
(eboston@maineredclaws.com)
Website: www.maine.gleague.nba.com
NBA Affiliation: Boston

MEMPHIS HUSTLE

191 Beale Street; Memphis, TN 28103
Tel: (901) 205-1234; Fax: (901) 205-1244
Arena: The Landers Center
Media Relations: Corey Moore (CMoore@grizzlies.com)
Website: www.memphishustle.com
NBA Affiliation: Memphis



NBA G LEAGUE TEAM OFFICES

MEXICO CITY CAPITANES

Paseo del Pedregal 610, Jardines del Pedregal, Alvaro Obregon 01900 CDMX Mexico
 Arena: Gimnasio Juan de la Barrera Arena
 Tel: +52 55 65414 6100
 Media Relations Contact: Adriana Barrón
 [abarron@capitanes.mx]
 NBA Affiliation: None

MOTOR CITY CRUISE

6201 Amsterdam St. Detroit, MI 48202
 Arena: Wayne State Arena
 Tel: (313) 747-8667
 Media Relations Contact: Dylan Daniel
 [ddaniel@pistons.com]
 NBA Affiliation: Detroit

OKLAHOMA CITY BLUE

208 Thunder Drive Oklahoma City, OK 73102
 Arena: Paycom Center
 Tel: (405) 208-4800
 Media Relations Contact: Heather Ward
 [hward@okcthunder.com]
 NBA Affiliation: Oklahoma City

RAPTORS 905

5600 Rose Cherry Place; Mississauga, ON L4Z4B6
 Tel: (416) 815-5600 Fax: (416) 357-9205
 Arena: Paramount Fine Foods Centre
 Media Relations: Safia Hersi
 [shersi@raptors905.com]
 Website: www.raptors905.com
 NBA Affiliation: Toronto

RIO GRANDE VALLEY VIPERS

4900 S. I-69; Edinburg, Texas, 78539
 Tel: (956) 972-1144; Fax: (956) 972-1150
 Arena: Bert Ogden Arena
 Media Relations: Amairani Ramirez
 [mediarelations@rgvipers.com]
 Website: www.rgvipers.com
 NBA Affiliation: Houston

SALT LAKE CITY STARS

301 West South Temple; Salt Lake City, UT 84101
 Tel: (801) 325-2500
 Arena: Lifetime Activities Center – Bruin Arena
 Media Relations: Derek Ahrensbrak
 [derek.ahrensbrak@slcstars.com]
 Website: www.slcstars.com
 NBA Affiliation: Utah

SANTA CRUZ WARRIORS

903 Pacific Avenue, Suite 101; Santa Cruz, CA 95060
 Tel: (831) 731-4396; Fax: (831) 466-3201
 Arena: Kaiser Permanente Arena
 Media Relations: Shannon Stabler
 [sstabler@santacruzbasketball.com]
 NBA Affiliation: Golden State

SIOUX FALLS SKYFORCE

2131 South Minnesota Ave; Sioux Falls, SD 57105
 Tel: (605) 332-0605; Fax: (605) 332-2305
 Arena: Sanford Pentagon
 Media Relations: Matt Dykstra
 [mrdykstra@skyforceonline.com]
 Website: www.skyforceonline.com
 NBA Affiliation: Miami

SOUTH BAY LAKERS

2275 E. Mariposa Ave.; El Segundo, CA 90245
 Tel: (310) 426-6000; Fax: (310) 426-6031
 Arena: Toyota Sports Center
 Media Relations: Noah Camarena
 [ncamarena@sb-lakers.com]
 Website: www.sblakers.com
 NBA Affiliation: Los Angeles Lakers

STOCKTON KINGS

400 E. Main, Suite 760, 95202; Stockton, CA
 Tel: (888) 465-7209
 Arena: Stockton Arena
 Media Relations: Rahsaan Gethers
 [rgethers@kings.com]
 Website: www.stocktonkings.com
 NBA Affiliation: Sacramento

TEXAS LEGENDS

2601 Avenue of the Stars, Suite 300; Frisco, TX 75034
 Tel: (214) 469-0822; Fax: (214) 469-0823
 Arena: Dr. Pepper Arena
 Media Relations: Britney Wynn
 [bwyynn@texlegends.com]
 Website: www.texlegends.com
 NBA Affiliation: Dallas

WESTCHESTER KNICKS

Arena: TBA
 Tel: TBA
 Media Relations Contact: Ajah Hawley-Alexander
 [Ajah.Hawley-Alexander@msgsports.com]
 NBA Affiliation: New York

WINDY CITY BULLS

5333 Prairie Stone Parkway; Hoffman Estates, IL 60192
 NOW Arena
 Tel: (847) 396-7070
 Media Relations Contact: Kyle Brown
 [kylebrown@bulls.com]
 NBA Affiliation: Chicago

WISCONSIN HERD

549 High Avenue Oshkosh, WI 54901
 Arena: Oshkosh Arena
 Tel: (920) 233-4374
 Media Relations Contact: Eric Kohlbeck
 [ekohlbeck@bucks.com]
 NBA Affiliation: Milwaukee



OPPONENTS

NBA G LEAGUE

2021-22 NBA G LEAGUE FINAL REGULAR SEASON STANDINGS

EASTERN CONFERENCE	W-L	Pct.	GB	Home	Road	Last 10	Streak
Raptors 905	24-8	.750	--	13-3	11-5	8-2	Won 1
Delaware	22-10	.688	2	12-4	10-6	6-4	Won 2
Motor City	22-10	.688	2	11-3	11-7	6-4	Won 2
Capital City	21-10	.677	2.5	11-5	10-5	6-3	Lost 1
College Park	20-13	.606	4.5	10-6	10-7	10-0	Won 11
Long Island	18-15	.545	6.5	11-5	7-10	3-7	Lost 1
Grand Rapids	17-15	.531	7	9-9	8-6	4-5	Lost 3
Westchester	17-15	.531	7	12-5	5-10	5-5	Lost 1
Fort Wayne	17-17	.500	8	9-7	8-10	6-4	Won 1
Maine	16-16	.500	8	11-5	5-11	6-4	Lost 1
Windy City	15-19	.441	10	11-6	4-13	4-6	Won 1
Lakeland	11-21	.344	13	7-8	4-13	4-6	Won 2
Greensboro	9-24	.273	15.5	6-10	3-14	3-7	Lost 3
Wisconsin	8-24	.250	16	5-12	3-12	0-10	Lost 11
Cleveland	6-26	.188	18	5-12	1-14	2-8	Lost 7

WESTERN CONFERENCE	W-L	Pct.	GB	Home	Road	Last 10	Streak
Rio Grande Valley	24-10	.706	--	12-6	12-4	6-4	Lost 2
Agua Caliente	22-11	.667	1.5	10-8	12-3	7-3	Won 3
South Bay	21-11	.656	2	9-7	12-4	6-4	Won 2
Birmingham	18-14	.562	5	12-6	6-8	6-4	Won 5
Texas	19-15	.559	5	9-9	10-6	8-2	Won 2
Iowa	15-17	.469	8	7-7	8-10	5-5	Won 2
Santa Cruz	15-17	.469	8	8-8	7-9	5-5	Won 5
Stockton	15-18	.455	8.5	10-8	5-10	4-6	Lost 5
Memphis	15-19	.441	9	5-11	10-8	6-4	Lost 1
Oklahoma City	15-20	.429	9.5	8-9	7-11	3-7	Lost 2
Austin	13-19	.406	10	7-7	6-12	1-9	Lost 7
Sioux Falls	14-21	.400	10.5	7-10	7-11	3-7	Lost 3
Salt Lake City	9-23	.281	14	6-9	3-14	3-7	Won 1



NBA G LEAGUE

2021-22 NBA G LEAGUE FINAL REGULAR SEASON STATISTICAL LEADERS

SCORING AVERAGE

	G	PTS	Avg.
1. Carsen Edwards, Salt Lake City	31	830	26.8
2. Craig Randall, Long Island	27	720	26.7
3. Mason Jones, South Bay	28	713	25.5
4. Chris Clemons, Maine	26	620	23.8
5. Justin Tillman, College Park	28	657	23.5
6. Cat Barber, College Park	28	644	23.0
7. Justin Jackson, Texas	28	621	22.2
8. Gabe York, Fort Wayne	34	740	21.8
9. Mac McClung, South Bay	27	584	21.6
10. Jared Harper, Birmingham	23	488	21.2
11. Javonte Smart, Sioux Falls	25	528	21.1
12. Carlik Jones, Texas	33	696	21.1
13. Rayjon Tucker, Wisconsin	27	569	21.1
14. Devon Dotson, Windy City	25	526	21.0
15. Cameron Young, Memphis	31	645	20.8
16. B.J. Johnson, Lakeland	24	499	20.8

REBOUNDS PER GAME

	G	REB	Avg.
1. Petr Cornelie, Grand Rapids	25	321	12.8
2. Justin Tillman, College Park	28	324	11.6
3. Devontae Cacok, Austin	23	263	11.4
4. Shevon Thompson, Augua Caliente	26	292	11.2
5. Kai Jones, Greensboro	24	263	11.0
6. Cheick Diallo, Motor City	32	348	10.9
7. Zylan Cheatham, Birmingham	23	247	10.7
8. Tacko Fall, Cleveland	26	276	10.6

ASSISTS PER GAME

	GP	AST	Avg.
1. Derrick Walton, Motor City	25	236	9.4
2. Ahmad Caver, Memphis	29	241	8.3
3. Carlik Jones, Texas	33	270	8.2
4. Cat Barber, College Park	28	227	8.1
5. Mac McClung, South Bay	27	206	7.4
6. Jared Harper, Birmingham	23	173	7.5
7. Kendall Smith, Santa Cruz	25	188	7.5
8. Devon Dotson, Windy City	25	177	7.1

FIELD GOAL PERCENTAGE

	FGM	FGA	Pct.
1. Tacko Fall, Cleveland	165	216	.764
2. Shevon Thompson, Augua Caliente	141	205	.688
3. Tyler Cook, Windy City	128	190	.674
4. Emanuel Terry, Stockton	181	270	.670
5. Zach Hankins, Birmingham	183	274	.668
6. Cheick Diallo, Motor City	195	293	.666
7. Charles Bassey, Delaware	133	205	.649
8. Jeremiah Tillmon, Lakeland	130	202	.644

3-POINT FIELD GOAL PCT.

	3PM	3PA	Pct.
1. Jodie Meeks, Raptors 905	32	66	.485
2. Lindy Waters, Oklahoma City	42	87	.483
3. Devin Cannady, Lakeland	59	126	.468
4. Micah Potter, Sioux Falls	49	111	.441
5. Quinn Cook, Stockton	33	75	.440
6. Jalen Crutcher, Greensboro	99	227	.436
7. Jeff Dowtin, Lakeland	38	88	.432
8. Tyrone Wallace, Long Island	47	109	.431

FREE THROW PERCENTAGE

	FTM	FTA	Pct.
1. Jordan Schakel, Capital City	49	53	.925
2. Joe Chealey, Greensboro	71	77	.922
3. Darius Adams, Fort Wayne	62	70	.914
4. Myles Powell, Delaware	52	57	.912
5. Joe Young, Birmingham	50	56	.893
6. Cassius Winston, Capital City	48	54	.889
7. Quinndary Weatherspoon	55	62	.887
8. Justin Anderson, Fort Wayne	77	87	.885

STEALS PER GAME

	GP	ST	Avg.
1. Trevelin Queen, Rio Grande Valley	19	60	3.2
2. Gabe York, Fort Wayne	34	83	2.4
3. Darius Adams, Fort Wayne	27	61	2.3
4. Nate Hinton, Fort Wayne	33	70	2.1
5. Shaquille Harrison, Delaware	27	56	2.1
6. Devon Dotson, Windy City	25	50	2.0
7. Braxton Key, Delaware	24	48	2.0
8. Ashton Hagans, Raptors 905	27	50	1.9

BLOCKS PER GAME

	GP	BS	Avg.
1. Tacko Fall, Cleveland	26	71	2.7
2. Jay Huff, South Bay	28	68	2.4
3. EJ Onu, Memphis	26	56	2.2
4. Selom Mawugbe, Santa Cruz	23	47	2.0
5. Kai Jones, Greensboro	24	49	2.0
6. Moses Wright, Texas	29	53	1.8
7. Aric Holman, Austin	31	52	1.7
8. Braxton Key, Delaware	24	39	1.6

MINUTES PER GAME

	GP	MIN	Avg.
1. Craig Randall, Long Island	27	1102	40.8
2. Gabe York, Fort Wayne	34	1292	28.0
3. Nate Hinton, Fort Wayne	33	1241	37.6
4. Mason Jones, South Bay	28	1043	37.2
5. Javonte Smart, Sioux Falls	25	920	36.8
6. Ahmad Caver, Memphis	29	1063	36.7
7. Justin Jackson, Texas	28	1016	36.3
8. Jared Wilson-Frame	32	1158	36.2



NBA G LEAGUE

2021-22 NBA G LEAGUE AWARD WINNERS

KIA MOST VALUABLE PLAYER

Trevelin Queen, Rio Grande Valley Vipers

DENNIS JOHNSON COACH OF THE YEAR

Mahmoud Abdelfattah, Rio Grande Valley Vipers

DEFENSIVE PLAYER OF THE YEAR

Shaquille Harrison, Delaware Blue Coats

ROOKIE OF THE YEAR

Mac McClung, South Bay Lakers

JASON COLLIER SPORTSMANSHIP AWARD

Andre Ingram, South Bay Lakers

MOST IMPROVED PLAYER

Craig Randall II, Long Island Nets

BASKETBALL EXECUTIVE OF THE YEAR

Travis Stockbridge, Rio Grand Valley Vipers

2021-22 NBA G LEAGUE ALL-ROOKIE TEAM

PLAYER	TEAM
Charles Bassey	Delaware
Luka Garza	Motor City
Carlík Jones	Texas
Mac McClung	South Bay
Micah Potter	Sioux Falls

2021-22 NBA G LEAGUE ALL-DEFENSIVE TEAM

PLAYER	TEAM
Charles Bassey	Delaware
Braxton Key	Delaware
Tacko Fall	Cleveland
Shaquille Harrison	Delaware
Trevelin Queen	Rio Grande Valley

2021-22 ALL-NBA G LEAGUE TEAMS

FIRST TEAM

PLAYER	TEAM
Justin Anderson	Fort Wayne
Mason Jones	South Bay
Justin Tillman	College Park
Trevelin Queen	Rio Grande Valley
Moses Wright	Texas

SECOND TEAM

PLAYER	TEAM
Cat Barber	College Park
Charles Bassey	Delaware
Braxton Key	Delaware
Saben Lee	Motor City
Reggie Perry	Raptors 905

THIRD TEAM

PLAYER	TEAM
Luka Garza	Motor City
Jared Harper	Birmingham
Justin Jackson	Texas
Carlík Jones	Texas
Anthony Lamb	Rio Grande Valley



FRANCHISE HISTORY





PACERS CHRONOLOGY

OWNERS/NBA GOVERNORS

Indiana Professional Sports, Inc.	1967-75
Arena Sports Inc.	1975-76
Indiana Pacers, L.P.	1976-79
Sam Nassi	1979-83
Melvin Simon,	
Herbert Simon	1983-2009
Herbert Simon	2009-present

ALTERNATE NBA GOVERNOR

Steve Simon	2016-present
-------------	--------------

CHAIRMEN OF THE BOARD

L. Charles DeVoe	1974-75
W.D. Eason	1975-77
John R. Jewett	1977-79
Sam Nassi	1979-83
Melvin Simon,	
Herbert Simon	1983-2009
Herbert Simon	2009-present

CHAIRMAN AND

CHIEF EXECUTIVE OFFICER

Herbert Simon	2008-present
---------------	--------------

CHIEF EXECUTIVE OFFICER

Rick Fuson**	2021-present
--------------	--------------

VICE CHAIRMAN

Jim Morris	2014-present
------------	--------------

CHIEF OPERATING OFFICER

Rick Fuson	2008-2021
------------	-----------

PRESIDENTS

E. J. Bannon	1967-68
John DeVoe	1968-69
L. Charles DeVoe	1969-74
John Weissert	1974-75
Thomas Binford	1975-76
James C. Hilliard	1976-77
Robert J. Salyers	1983-86
Donnie Walsh *	1988-08
Jim Morris	2008-14
Rick Fuson	2014-2021
Mel Raines	2021-Present
Todd Taylor	2021-Present

* Named CEO/President, July 11, 2003

**Named CEO, December 2021

PRESIDENTS

Larry Bird	2003-12, 2013-17
Donnie Walsh	2012-13
Kevin Pritchard	2017-present

GENERAL MANAGERS

Mike Storen	1967-70
John Weissert	1970-75
Bob Leonard	1976-80
Dick Vertlieb	1980-81
Robert J. Salyers	1981-83
Donnie Walsh	1986-88
David Kahn	1998-02
David Morway	2008-12
Kevin Pritchard	2012-17
Chad Buchanan	2017-present

CHIEF OPERATING OFFICER

Rick Fuson	2008-2021
------------	-----------

HEAD COACHES

Larry Staverman	1967-68
Bob Leonard	1968-80
Jack McKinney	1980-84
George Irvine	1984-86
Jack Ramsay	1986-88
Mel Daniels	1988
George Irvine	1988-89
Dick Versace	1989-90
Bob Hill	1990-93
Larry Brown	1993-97
Larry Bird	1997-00
Isiah Thomas	2000-03
Rick Carlisle	2003-07
	2021-Present
Jim O'Brien	2007-11
Frank Vogel	2011-16
Nate McMillan	2016-20
Nate Bjorkgren	2020-21

ASSOCIATE HEAD COACHES

Mike Brown	2003-05
Brian Shaw	2011-13
Nate McMillan	2013-16

ASSISTANT COACHES

Bobby Joe Hooper	1971-72
Jerry Oliver	1974-79
Jack McCloskey	1979-80
Roger Brown	1979-80
George Irvine	1980-83
Scotty Robertson	1983-84
Donnie Walsh	1984-86
Dick Harter	1986-88
Mel Daniels	1984-89
Dave Twardzik	1986-89
Bob Ociepka	1989-93
Bob Hill	1989-90
Billy Knight	1990-92
George Irvine	1991-92
Mel Daniels	1991-93

Randy Wittman	1992-93
Ed Badger	1992-93
Bill Blair	1993-94
George Irvine	1993-95
Gar Heard	1993-97
Billy King	1993-97
Herb Brown	1995-96
Bill Blair	1996-97
Rick Carlisle	1997-00
Dick Harter	1997-00
Wayne "Tree" Rollins	2000-02
Vern Fleming	2000-03
Brendan Malone	2000-03
Jim Stack	2000-03
Mark Aguirre	2002-03
Dan Burke	2002-20
Chad Forcier	2003-07
Ron Rothstein	2003-04
Kevin O'Neill	2004-06
Chuck Person	2005-07
Johnny Davis	2006-07
Leonard Perry	2006-07
Dick Harter	2007-10
Lester Conner	2007-10
Jay DeFruscio	2007-11
Frank Vogel	2007-11
Walter McCarty	2010-11
Vitaly Potapenko	2010-11
Jim Boylen	2011-13
Popeye Jones	2013-20
Bill Bayno	2016-21
David McClure	2018-19
Greg Foster	2020-21
Kaleb Canales	2020-21
Lloyd Pierce	2021-Present
Ronald Nored	2021-Present
Mike Weiner	2021-Present
Jenny Boucek	2021-Present

ATHLETIC TRAINERS

Bernie Lareau	1967-70
David Craig	1970-05
Josh Corbeil	2005-present

PRIMARY RADIO ANNOUNCERS

Jerry Baker	1967-68
Joe McConnell	1972-77
Bob Lamey	1977-84
Jerry Gross	1984-85
Greg Papa	1985-86
Greg Lucas	1986-87
Mike Inglis	1987-88
Mark Boyle	1988-present

PRIMARY TV ANNOUNCERS

Brian Madden	1967-69
Don Hein	1970-74, 1977-79
Jerry Baker	1972-77, 1990-98
Bob Lamey	1979-83
Marty Brennaman	1983-84
Jerry Gross	1984-85
Eddie Doucette	1985-88
Bill Hazen	1988-89
Al Albert	1998-06
Chris Denari	2006-present

PLAYING FACILITIES

State Fairgrounds Coliseum	1967-74
Market Square Arena	1974-99
Gainbridge Fieldhouse	1999-present

PUBLICITY/MEDIA RELATIONS

DIRECTORS

Jerry Kissel	1967-69
Tom Feske	1969-75
Bill Marvel	1975-76
Lee Daniel	1976-80
Ed McKee	1980-82
David Paitson	1982-85
Paul White	1985
Dale Ratermann	1985-94
David Benner	1994-21
Michael Preston	2021-present



FRANCHISE TOP 10

SEASONS

1.	Reggie Miller	18
2.	Jeff Foster	13
3.	Rik Smits	12
4.	Vern Fleming	11
5.	Dale Davis	10
6.	Austin Croshere	9
7.	Danny Granger	8
	Billy Knight	
	Freddie Lewis	
	Derrick McKey	
	Bob Netolicky	
	Jermaine O'Neal	
	LaSalle Thompson	
	Herb Williams	

GAMES PLAYED

1.	Reggie Miller	1,389
2.	Rik Smits	867
3.	Vern Fleming	816
4.	Jeff Foster	764
5.	Dale Davis	671
6.	Billy Knight	585
7.	Herb Williams	577
8.	Freddie Lewis	575
9.	Roger Brown	559
10.	Billy Keller	556

MINUTES PLAYED

1.	Reggie Miller	47,619
2.	Rik Smits	23,100
3.	Vern Fleming	22,974
4.	Roger Brown	20,315
5.	Dale Davis	19,814
6.	Freddie Lewis	19,534
7.	Herb Williams	18,455
8.	Jermaine O'Neal	17,997
9.	Billy Knight	17,787
10.	Mel Daniels	17,756

FIELD GOALS MADE

1.	Reggie Miller	8,241
2.	Rik Smits	5,301
3.	Billy Knight	4,228
4.	Chuck Person	3,762
5.	Vern Fleming	3,737
6.	Mel Daniels	3,700
7.	Roger Brown	3,699
8.	Jermaine O'Neal	3,654
9.	George McGinnis	3,616
10.	Herb Williams	3,606

FIELD GOALS ATTEMPTED

1.	Reggie Miller	17,499
2.	Rik Smits	10,461
3.	Billy Knight	8,235
4.	Jermaine O'Neal	7,973
5.	Roger Brown	7,852
6.	George McGinnis	7,822
7.	Chuck Person	7,820
8.	Mel Daniels	7,666
9.	Freddie Lewis	7,627
10.	Herb Williams	7,576

FIELD GOAL PERCENTAGE

MINIMUM 600 FGM

1.	Domantas Sabonis	550
2.	Dale Davis	543
3.	Ian Mahinmi	527
4.	Billy Knight	513
	Thaddeus Young	513
6.	Wayman Tisdale	512
7.	Detlef Schrempf	511
8.	Alex English	508
9.	Rik Smits	507
10.	Vern Fleming	503

3-PT FIELD GOALS MADE

1.	Reggie Miller	2,560
2.	Danny Granger	964
3.	Paul George	897
4.	Billy Keller	506
5.	George Hill	476
6.	Chuck Person	466
7.	C.J. Miles	465
8.	Troy Murphy	419
9.	Mike Dunleavy	408
10.	Austin Croshere	376

3-PT FIELD GOALS ATTEMPTED

1.	Reggie Miller	6,486
2.	Danny Granger	2,526
3.	Paul George	2,425
4.	Billy Keller	1,495
5.	Chuck Person	1,330
6.	George Hill	1,267
7.	C.J. Miles	1,242
8.	Jamaal Tinsley	1,108
9.	Austin Croshere	1,095
10.	Mike Dunleavy	1,089

3-PT FG PERCENTAGE

MINIMUM 50 3-PT FGM

1.	Chris Mullin	441
2.	Troy Murphy	413
	Bojan Bogdanovic	413
4.	Doug McDermott	411
5.	Damjan Rudez	406
6.	Darren Collison	405
7.	Peja Stojakovic	404
8.	Brandon Rush	402
9.	Reggie Miller	395

FREE THROWS MADE

1.	Reggie Miller	6,237
2.	Freddie Lewis	2,511
3.	Roger Brown	2,380
4.	Billy Knight	2,295
5.	Rik Smits	2,266
6.	Jermaine O'Neal	2,258
7.	George McGinnis	2,231
8.	Danny Granger	2,145
9.	Vern Fleming	2,026
10.	Mel Daniels	1,912

FREE THROWS ATTEMPTED

1.	Reggie Miller	7,026
2.	George McGinnis	3,433
3.	Jermaine O'Neal	3,140
4.	Freddie Lewis	3,080
5.	Roger Brown	3,006
6.	Rik Smits	2,932
7.	Mel Daniels	2,815
8.	Billy Knight	2,778
9.	Vern Fleming	2,649
10.	Danny Granger	2,526

FREE THROW PERCENTAGE

MINIMUM 250 FTM

1.	Chris Mullin	.912
2.	John Long	.902
3.	Reggie Miller	.888
4.	Micheal Williams	.875
5.	Malcolm Brogdon	.872
	Billy Keller	.872
7.	Jeff Teague	.867
8.	Austin Croshere	.862
9.	Darren Collison	.854
10.	Jerry Sichting	.852

OFFENSIVE REBOUNDS

1.	Dale Davis	2,276
2.	Mel Daniels	2,182
3.	Jeff Foster	2,101
4.	George McGinnis	1,887
5.	Bob Netolicky	1,729
6.	Rik Smits	1,531
7.	Billy Knight	1,430
8.	Roy Hibbert	1,341
9.	Darnell Hillman	1,340
10.	Jermaine O'Neal	1,254

DEFENSIVE REBOUNDS

1.	Mel Daniels	5,461
2.	Rik Smits	3,746
3.	Dale Davis	3,730
4.	Jermaine O'Neal	3,679
5.	Herb Williams	3,342
6.	George McGinnis	3,332
7.	Reggie Miller	3,299
8.	Jeff Foster	3,147
9.	Bob Netolicky	2,837
10.	Darnell Hillman	2,659

TOTAL REBOUNDS

1.	Mel Daniels	7,643
2.	Dale Davis	6,006
3.	Rik Smits	5,277
4.	Jeff Foster	5,248
5.	George McGinnis	5,219
6.	Jermaine O'Neal	4,933
7.	Bob Netolicky	4,566
8.	Herb Williams	4,494
9.	Reggie Miller	4,182
10.	Darnell Hillman	3,999



FRANCHISE TOP 10

REBOUND AVERAGE MINIMUM 150 GAMES

1.	Mel Daniels.....	15.96
2.	George McGinnis.....	10.72
3.	Domantas Sabonis.....	10.47
4.	Jermaine O'Neal.....	9.60
5.	Clark Kellogg.....	9.55
6.	Troy Murphy.....	9.15
7.	Dale Davis.....	8.95
8.	Bob Netolicky.....	8.87
9.	Detlef Schrempf.....	8.64
10.	Darnell Hillman.....	8.38

ASSISTS

1.	Reggie Miller.....	4,141
2.	Vern Fleming.....	4,038
3.	Mark Jackson.....	3,294
4.	Jamaal Tinsley.....	2,786
5.	Don Buse.....	2,737
6.	Freddie Lewis.....	2,279
7.	Roger Brown.....	2,214
8.	Billy Keller.....	1,980
9.	Travis Best.....	1,785
10.	Chuck Person.....	1,743

PERSONAL FOULS

1.	Rik Smits.....	3,011
2.	Reggie Miller.....	2,730
3.	Dale Davis.....	1,982
4.	Jeff Foster.....	1,921
5.	Vern Fleming.....	1,888
6.	Roger Brown.....	1,849
7.	George McGinnis.....	1,792
8.	Jermaine O'Neal.....	1,785
9.	Mel Daniels.....	1,764
10.	Herb Williams.....	1,740

DISQUALIFICATIONS

1.	Rik Smits.....	73
2.	Darnell Hillman.....	53
3.	Mel Daniels.....	44
	James Edwards.....	44
5.	Mike Bantom.....	42
	Roger Brown.....	42
7.	George McGinnis.....	41
8.	Jermaine O'Neal.....	27
	Chuck Person.....	27
10.	Len Elmore.....	26
	Steve Stipanovich.....	26

STEALS

1.	Reggie Miller.....	1,505
2.	Don Buse.....	1,284
3.	Vern Fleming.....	885
4.	George McGinnis.....	752
5.	Paul George.....	740
6.	Jamaal Tinsley.....	660
7.	Billy Knight.....	651
8.	Danny Granger.....	544
9.	Derrick McKey.....	512
10.	Jeff Foster.....	507

TURNOVERS

1.	Reggie Miller.....	2,409
2.	George McGinnis.....	1,917
3.	Vern Fleming.....	1,613
4.	Rik Smits.....	1,579
5.	Mel Daniels.....	1,538
6.	Herb Williams.....	1,420
7.	Roger Brown.....	1,414
8.	Freddie Lewis.....	1,361
9.	Chuck Person.....	1,299
10.	Jermaine O'Neal.....	1,287

BLOCKED SHOTS

1.	Jermaine O'Neal.....	1,245
2.	Rik Smits.....	1,111
3.	Herb Williams.....	1,094
4.	Roy Hibbert.....	990
5.	Myles Turner.....	984
6.	Dale Davis.....	904
7.	Darnell Hillman.....	612
8.	Danny Granger.....	471
9.	Len Elmore.....	423
10.	Clemon Johnson.....	415

POINTS SCORED

1.	Reggie Miller.....	25,279
2.	Rik Smits.....	12,871
3.	Billy Knight.....	10,780
4.	Roger Brown.....	10,058
5.	Jermaine O'Neal.....	9,580
6.	Danny Granger.....	9,571
7.	George McGinnis.....	9,545
8.	Vern Fleming.....	9,535
9.	Mel Daniels.....	9,314
10.	Freddie Lewis.....	9,257

SCORING AVERAGE


MINIMUM 150 GAMES

1.	George McGinnis.....	19.60
2.	Mel Daniels.....	19.44
3.	Chuck Person.....	18.99
4.	Clark Kellogg.....	18.92
5.	Jermaine O'Neal.....	18.64
6.	Billy Knight.....	18.43
7.	Reggie Miller.....	18.20
8.	Paul George.....	18.06
9.	Roger Brown.....	17.99
10.	Ricky Sobers.....	17.75

NOTE: Steals, Turnovers and Blocked Shots were not recorded from 1967-68 through 1971-72.



RETIRED NUMBERS



ROGER BROWN #35
FORWARD • 6-5 • 205 LBS • DAYTON '67

"Rajah" spent eight seasons in an Indiana Pacers uniform...a first team all-ABA selection in 1971, he was named to the second team in 1968 and 1970...THE original Pacers' player, he was the first player to sign with the fledgling ABA franchise...he is the Pacers' fourth all-time leading scorer with 10,058 points in 559 games...he has the club ABA record for FG accuracy in a single game as he hit all 14 of his shots vs. Denver, 1/25/69...his 3,495 minutes logged in 1969-70 are the most ever by a Pacers player in an ABA season...he had a career-high 53 points vs. the Los Angeles Stars, 5/19/70, the third highest single-game total in Pacers ABA history...his jersey number was retired on 11/2/85. In September 2013, he was inducted into the Naismith Memorial Basketball Hall of Fame.



MEL DANIELS #34
CENTER • 6-9 • 220 LBS • NEW MEXICO '67

Mel was twice named the ABA's MVP (1969 and 1971)...he played six seasons with the Pacers, averaging 19.4 points and 16.0 rebounds per game...a four-time all-ABA selection, he was named to the first team in 1969, 1970 and 1971, and was a second-team pick in 1973...he was also named the ABA All-Star Game MVP in 1971...he was the ABA's first Rookie of the Year (1968)...he is the Pacers' all-time leading rebounder in the ABA (7,643) and he holds the Pacers' ABA record for rebounds in a single season (1,475 in 1970-71)...on 3/18/69 vs. the New York Nets, he had 37 points and 26 rebounds in the second half, both club and ABA records; ending the game with 56 points and 31 rebounds...in that game he also set the Pacers' ABA records for most 2-pt field goals in a quarter (10), half (16), and game (25)...his jersey number was retired on 11/2/85. In September 2012, he was inducted into the Naismith Memorial Basketball Hall of Fame.



GEORGE MCGINNIS #30
FORWARD • 6-8 • 235 LBS • INDIANA '73

George played seven seasons with Indiana from 1971-75 and 1979-82...along with Julius Erving, he was named co-MVP of the ABA in 1975...he was a two-time first-team all-ABA selection in 1974 and 1975, and a second-team pick in 1973...he is the fifth leading scorer in Pacers' history and holds the highest career scoring average (19.6)...he holds the Pacers' single-game records in an ABA game for most points (58 vs. Dallas Chapparrals, 11/28/72) and for most rebounds (37 vs. Carolina Cougars, 1/12/74)...he holds the Pacers' record for most points (2,353) in an ABA season in 1974-75...he holds the Pacers' ABA records for free throw attempts in a game (22 vs. Pittsburgh, 11/9/71) and season (778 in 1972-73), as well as most field goals in a season (873 in 1974-75)...his jersey number was retired on 11/2/85. In September 2017, he was inducted into the Naismith Memorial Hall of Fame.



RETIRED NUMBERS



REGGIE MILLER #31
GUARD • 6-7 • 195 LBS • UCLA '87

After 18 NBA seasons, all with the Indiana Pacers, Reggie concluded his playing career after the 2005 NBA Playoffs...on 3/30/06, his No. 31 joined an elite group of former Pacers by having his jersey retired...he was a five-time NBA All-Star, an Olympic gold medalist, the all-time leader in 3-point FGM and 12th on the NBA's all-time scoring list...he is the Pacers' all-time leader in 13 categories...before he arrived in Indiana in 1987 as the Pacers' first-round draft pick (11th overall), the team had been to the NBA Playoffs twice in 12 seasons, never making it past the first round...in his 18 seasons, the Pacers made the playoffs 15 times with six trips to the Eastern Conference Finals and one trip to the NBA Finals...off the court, he left a legacy as well...he was a winner of the NBA's J. Walter Kennedy Community Service Award and was named USA Weekend's Most Caring Athlete. In September 2012, he was inducted into the Naismith Memorial Basketball Hall of Fame.



BOBBY "SLICK" LEONARD #529
HEAD COACH • 1968-1980 • 529 WINS • 456 LOSSES

Slick is the Pacers' winningest coach in franchise history...he compiled a won/loss record of 529-456 for a winning percentage of .537...he began his coaching career with the Pacers as an assistant coach during the 1967-68 season, the inaugural ABA season...he took over as head coach nine games into the team's second season, 1968-69...he coached the team to an unprecedented three ABA titles and to the league finals five times...he compiled an all-time ABA record of 387-270, and is the ABA's all-time winningest coach...in 1976, he added general manager duties to his coaching duties, as the franchise entered the NBA...he led the team for its first four seasons in the NBA...his 142 wins in the NBA are third on the Pacers' NBA career wins list, behind Larry Brown's 190 victories and Larry Bird's 147 victories...the banner honoring his coaching record was raised on 3/15/96. In August 2014, he was inducted into the Naismith Memorial Basketball Hall of Fame.



MEL SIMON
OWNER • 1983-2009

In the fall of 2009, the Indiana Pacers retired a jersey to honor Melvin Simon, the team's late co-owner, who passed away Sept. 16, 2009. Along with his brother, Herb, the Simons bought the Pacers in 1983. But Melvin Simon's reach extended way beyond the Pacers. He was not only a leader in the business community but a visionary for his adopted hometown and one of Indiana's philanthropic giants. Pacers President of Basketball, Larry Bird, said, "He is a true legend to this city, not only for the visible things that everyone sees each day, but because he was a man who cared about people. He is one of this country's greatest success stories, a man who is a true example of the American Dream. As an owner of the Pacers, he was a joy to work for and to work with. But he wasn't only an owner, he was the biggest and best Pacers fan."



OTHER PROFESSIONAL TEAMS IN INDIANAPOLIS

TEAM	YEAR	COACH	W-L	PLAYOFFS	FINISH
Indianapolis Jets	1948-49	Bruce Hale	(4-13)		
		Burl Friddle	(14-29)	18-42	0-0 Sixth, Western
Indianapolis Olympians	1949-50	Clifford Barker		39-25	3-3 First, Western
	1950-51	Clifford Barker		24-32	
		Wallace Jones	(7-5)	31-37	1-2 Fourth, Western
	1951-52	Herman Schaefer		34-32	0-2 Third, Western
	1952-53	Herman Schaefer		28-43	0-2 Fourth, Western
	1952-53	Herman Schaefer		28-43	0-2 Fourth, Western



**NBA
YEARS**





WON/LOSS RECORDS NATIONAL BASKETBALL ASSOCIATION

YEAR	COACH	W-L	PCT.	PLAYOFFS	FINISH	
1976-77	Bob Leonard	36-46	.439	0-0	Fifth, Midwest	
1977-78	Bob Leonard	31-51	.378	0-0	Tied for Fifth, Midwest	
1978-79	Bob Leonard	38-44	.463	0-0	Tied for Third, Midwest	
1979-80	Bob Leonard	37-45	.451	0-0	Tied for Fourth, Central	
1980-81	Jack McKinney	44-38	.537	0-2	Third, Central	
1981-82	Jack McKinney	35-47	.427	0-0	Fourth, Central	
1982-83	Jack McKinney	20-62	.244	0-0	Sixth, Central	
1983-84	Jack McKinney	26-56	.317	0-0	Sixth, Central	
1984-85	George Irvine	22-60	.268	0-0	Sixth, Central	
1985-86	George Irvine	26-56	.317	0-0	Sixth, Central	
1986-87	Jack Ramsay	41-41	.500	1-3	Fourth, Central	
1987-88	Jack Ramsay	38-44	.463	0-0	Sixth, Central	
1988-89	Jack Ramsay	(0-7)				
	Mel Daniels	(0-2)				
	George Irvine	(6-14)				
	Dick Versace	(22-31)	28-54	.341	0-0	Sixth, Central
1989-90	Dick Versace		42-40	.512	0-3	Tied for Fourth, Central
1990-91	Dick Versace	(9-16)				
	Bob Hill	(32-25)	41-41	.500	2-3	Fifth, Central
1991-92	Bob Hill	40-42	.488	0-3	Fourth, Central	
1992-93	Bob Hill	41-41	.500	1-3	Fifth, Central	
1993-94	Larry Brown	47-35	.573	10-6	Fourth, Central	
1994-95	Larry Brown	52-30	.634	10-7	First, Central	
1995-96	Larry Brown	52-30	.634	2-3	Second, Central	
1996-97	Larry Brown	39-43	.476	0-0	Sixth, Central	
1997-98	Larry Bird	58-24	.707	10-6	Second, Central	
1998-99	Larry Bird	33-17	.660	9-4	First, Central	
1999-00	Larry Bird	56-26	.683	13-10	Eastern Conf. Champions; First, Central	
2000-01	Isiah Thomas	41-41	.500	1-3	Fourth, Central	
2001-02	Isiah Thomas	42-40	.512	2-3	Tied for Third, Central	
2002-03	Isiah Thomas	48-34	.585	2-4	Second, Central	
2003-04	Rick Carlisle	61-21	.744	10-6	First, Central	
2004-05	Rick Carlisle	44-38	.537	6-7	Third, Central	
2005-06	Rick Carlisle	41-41	.500	2-4	Third, Central	
2006-07	Rick Carlisle	35-47	.427	0-0	Fourth, Central	
2007-08	Jim O'Brien	36-46	.439	0-0	Third, Central	
2008-09	Jim O'Brien	36-46	.439	0-0	Fourth, Central	
2009-10	Jim O'Brien	32-50	.390	0-0	Fourth, Central	
2010-11	Jim O'Brien	(17-27)				
	Frank Vogel	(20-18)	37-45	.451	1-4	Second, Central
2011-12	Frank Vogel	42-24	.636	6-5	Second, Central	
2012-13	Frank Vogel	49-32	.605	11-8	First, Central	
2013-14	Frank Vogel	56-26	.683	10-9	First, Central	
2014-15	Frank Vogel	38-44	.463	0-0	Fourth, Central	
2015-16	Frank Vogel	45-37	.549	3-4	Second, Central	
2016-17	Nate McMillan	42-40	.512	0-4	Third, Central	
2017-18	Nate McMillan	48-34	.585	3-4	Second, Central	
2018-19	Nate McMillan	48-34	.585	0-4	Second, Central	
2019-20	Nate McMillan	45-28	.616	0-4	Second, Central	
2020-21	Nate Bjorkgren	34-38	.472	0-0	Second, Central	
2021-22	Rick Carlisle	25-57	.305	0-0	Fourth, Central	
	NBA Record	1848-1856	.499	115-126 (.477)		
	TOTAL (NBA and ABA Years)	2275-2173	.511	184-176 (.511)		



WON/LOSS RECORDS COACHES' RECORDS

COACH	YEARS	SEASONS	REGULAR SEASON		PLAYOFFS	
			W-L	PCT.	W-L	PCT
Bob Leonard	1968-80	11+	529-456	.537	69-47	.595
	ABA:	7+	387-270	.589	69-47	.595
	NBA:	4	142-186	.433	0-0	.000
Jack McKinney	1980-84	4	125-203	.381	0-2	.000
George Irvine	1984-86; 1988-89	2+	54-130	.293	0-0	.000
Jack Ramsay	1986-88	2+	79-92	.462	1-3	.250
Mel Daniels	1988-89	1	0-2	.000	0-0	.000
Dick Versace	1989-90	2+	73-87	.456	0-3	.000
Bob Hill	1990-93	2+	113-108	.511	3-9	.250
Larry Brown	1993-97	4	190-138	.579	22-16	.579
Larry Bird	1997-00	3	147-67	.687	32-20	.615
Isiah Thomas	2000-03	3	131-115	.533	5-10	.333
Rick Carlisle	2003-07; 2021-Present	5	205-204	.501	18-17	.514
Jim O'Brien	2007-11	3+	121-169	.417	0-0	.000
Frank Vogel	2011-16	5+	250-181	.580	31-30	.508
Nate McMillan	2016-20	4	183-136	.574	3-16	.158
Nate Bjorkgren	2020-21	1	34-38	.472	0-0	.000



PACERS HONOR ROLL

NBA EXECUTIVE OF THE YEAR

2011-12..... Larry Bird

NBA COACH OF THE YEAR

1980-81..... Jack McKinney
1997-98..... Larry Bird

NBA ROOKIE OF THE YEAR

1986-87..... Chuck Person

NBA SIXTH MAN OF THE YEAR

1990-91..... Detlef Schrempf
1991-92..... Detlef Schrempf

NBA MOST IMPROVED PLAYER

1999-00..... Jalen Rose
2001-02..... Jermaine O'Neal
2008-09..... Danny Granger
2012-13..... Paul George
2017-18..... Victor Oladipo

NBA DEFENSIVE PLAYER OF THE YEAR

2003-04..... Ron Artest

ALL-NBA TEAM

1994-95..... Reggie Miller, 3rd
1995-96..... Reggie Miller, 3rd
1997-98..... Reggie Miller, 3rd
2001-02..... Jermaine O'Neal, 3rd
2002-03..... Jermaine O'Neal, 3rd
2003-04..... Ron Artest, 3rd
 Jermaine O'Neal, 2nd
2012-13..... Paul George, 3rd
2013-14..... Paul George, 3rd
2015-16..... Paul George, 3rd
2017-18..... Victor Oladipo, 3rd

ALL-ROOKIE TEAM

1981-82..... Herb Williams, C, 2nd
1982-83..... Clark Kellogg, F, 1st
1983-84... Steve Stipanovich, C, 1st
1984-85..... Vern Fleming, G, 2nd
1985-86... Wayman Tisdale, F, 2nd
1986-87..... Chuck Person, F, 1st
1987-88..... Reggie Miller, G, 2nd
1988-89..... Rik Smits, C, 1st
2001-02..... Jamaal Tinsley, G, 2nd
2005-06..... Danny Granger, F, 2nd
2010-11..... Paul George, F, 2nd
2015-16..... Myles Turner, F/C, 2nd
2021-22..... Chris Duarte, G, 2nd

ALL-DEFENSIVE TEAM

1976-77..... Don Buse, G, 1st
1980-81..... Dudley Bradley, G, 2nd
1991-92... Micheal Williams, G, 2nd
1994-95..... Derrick McKey, F, 2nd
1995-96..... Derrick McKey, F, 2nd
2002-03..... Ron Artest, F, 2nd
2003-04..... Ron Artest, F, 1st
2012-13..... Paul George, F, 2nd
2013-14..... Paul George, F, 1st
 Roy Hibbert, C, 2nd
2015-16..... Paul George, F, 2nd
2017-18..... Victor Oladipo, G, 2nd

ALL-STAR GAME

1976-77..... Don Buse, G, West
 Billy Knight, F, West
1989-90..... Reggie Miller, G, East
1992-93... Detlef Schrempf, F, East
1994-95..... Reggie Miller, G, East*
1995-96..... Reggie Miller, G, East
1997-98..... Larry Bird, Coach, East
 Reggie Miller, G, East
 Rik Smits, C, East
1999-00..... Dale Davis, F, East
 Reggie Miller, G, East
2001-02... Jermaine O'Neal, F, East
2002-03... Isiah Thomas, Coach, East
 Brad Miller, C, East
 Jermaine O'Neal, F, East*
2003-04... Rick Carlisle, Coach, East
 Ron Artest, F, East
 Jermaine O'Neal, F, East*
2004-05... Jermaine O'Neal, F, East
2005-06... Jermaine O'Neal, F, East*
2006-07... Jermaine O'Neal, F, East
2008-09... Danny Granger, F, East
2011-12... Roy Hibbert, C, East
2012-13... Paul George, F, East
2013-14... Frank Vogel, Coach, East
 Paul George, F, East*
 Roy Hibbert, C, East
2015-16... Paul George, F, East*
2016-17... Paul George, F, East
2017-18... Victor Oladipo, G, East
2018-19... Victor Oladipo, G, East
2019-20... Domantas Sabonis, F, East
2020-21... Domantas Sabonis, F, East
*Voted as a starter

SLAM DUNK CONTEST

1984-85... Terrence Stansbury, 3rd
1985-86... Terrence Stansbury, 3rd
1990-91... Kenny Williams, 5th
1993-94... Antonio Davis, 5th
2000-01... Jonathan Bender, t-4th
2003-04... Fred Jones, 1st
2011-12... Paul George, t-3rd
2012-13... Gerald Green
2013-14... Paul George
2016-17... Glenn Robinson III, 1st
2017-18... Victor Oladipo

3-PT SHOOTOUT

1988-89..... Reggie Miller, 4th
1989-90..... Reggie Miller, 2nd
1992-93..... Reggie Miller 5th
1994-95..... Reggie Miller, 2nd
1997-98..... Reggie Miller, t-7th
2008-09... Danny Granger, t-5th
2012-13... Paul George

ALL-STAR SKILLS CHALLENGE

2019-20... Domantas Sabonis, 2nd
2020-21... Domantas Sabonis, 1st

RISING STARS CHALLENGE

1993-94..... Antonio Davis
1996-97..... Erick Dampier
2001-02..... Jamaal Tinsley
2002-03..... Jamaal Tinsley
2005-06..... Danny Granger
 Sarunas Jasikevicius
2006-07..... Danny Granger
2011-12..... Paul George
2016-17..... Myles Turner

2017-18..... Domantas Sabonis
2021-22..... Chris Duarte
 Tyrese Haliburton

ROOKIE OF THE MONTH

1982-83... Clark Kellogg, December
1986-87... Chuck Person, November
 Chuck Person, February
2001-02... Jamaal Tinsley, November
 Jamaal Tinsley, March
2015-16... Myles Turner, February

COACH OF THE MONTH

1989-90... Dick Versace, November
1993-94... Larry Brown, February
1997-98... Larry Bird, January
2000-01... Isiah Thomas, April
2002-03... Isiah Thomas, November
2003-04... Rick Carlisle, November
2011-12... Frank Vogel, April
2013-14... Frank Vogel, November
2014-15... Frank Vogel, February
2015-16... Frank Vogel, April
2016-17... Nate McMillan, April
2018-19... Nate McMillan, December

PLAYER OF THE WEEK

1980-81..... Billy Knight, 11/16
1985-86..... Herb Williams, 4/7
1988-89..... Chuck Person, 3/6
1989-90..... Vern Fleming, 11/13
1990-91..... Reggie Miller, 2/25
1994-95..... Rik Smits, 3/12
1995-96..... Reggie Miller, 1/29
1997-98..... Rik Smits, 1/4
1999-00..... Jalen Rose, 3/19
2001-02... Jermaine O'Neal, 12/24
2002-03... Ron Artest, 11/18
 Jermaine O'Neal, 1/13
2003-04... Ron Artest, 11/10; 3/29
2004-05... Reggie Miller, 4/4
2007-08... Danny Granger, 11/5
2012-13... Paul George, 12/16
2013-14... Paul George, 11/11
 Paul George, 1/20
2015-16... Paul George, 11/29
2016-17... Paul George, 4/9
2017-18... Victor Oladipo, 10/23
 Victor Oladipo, 12/4
 Victor Oladipo, 3/26
2018-19... Victor Oladipo, 11/3
 Thaddeus Young, 12/16
 Bojan Bogdanovic, 2/9
2020-21... Domantas Sabonis, 12/27
2021-22... Domantas Sabonis, 12/13

J. WALTER KENNEDY

CITIZENSHIP AWARD

2003-04..... Reggie Miller
2019-20..... Malcolm Brogdon

NBA COMMUNITY ASSIST AWARD

2003-04... Jermaine O'Neal, December
2006-07... Jermaine O'Neal, December
2013-14... George Hill, October



STATISTICAL LEADERS

SCORING AVERAGE		TP	AVG.	POINTS SCORED		TP	AVG.
MINIMUM 1,000 POINTS							
1976-77	Billy Knight	2075	26.6	1976-77	Billy Knight	2075	26.6
1977-78	Rickey Sobers	1436	18.2	1977-78	Rickey Sobers	1436	18.2
1978-79	Johnny Davis	1444	18.3	1978-79	Johnny Davis	1444	18.3
1979-80	Mickey Johnson	1566	19.1	1979-80	Mickey Johnson	1566	19.1
1980-81	Billy Knight	1436	17.5	1980-81	Billy Knight	1436	17.5
1981-82	Johnny Davis	1396	17.0	1981-82	Johnny Davis	1396	17.0
1982-83	Clark Kellogg	1625	20.1	1982-83	Clark Kellogg	1625	20.1
1983-84	Clark Kellogg	1506	19.1	1983-84	Clark Kellogg	1506	19.1
1984-85	Clark Kellogg	1432	18.6	1984-85	Clark Kellogg	1432	18.6
1985-86	Herb Williams	1549	19.9	1985-86	Herb Williams	1549	19.9
1986-87	Chuck Person	1541	18.8	1986-87	Chuck Person	1541	18.8
1987-88	Chuck Person	1341	17.0	1987-88	Chuck Person	1341	17.0
1988-89	Chuck Person	1728	21.6	1988-89	Chuck Person	1728	21.6
1989-90	Reggie Miller	2016	24.6	1989-90	Reggie Miller	2016	24.6
1990-91	Reggie Miller	1855	22.6	1990-91	Reggie Miller	1855	22.6
1991-92	Reggie Miller	1695	20.7	1991-92	Reggie Miller	1695	20.7
1992-93	Reggie Miller	1736	21.2	1992-93	Reggie Miller	1736	21.2
1993-94	Reggie Miller	1574	19.9	1993-94	Reggie Miller	1574	19.9
1994-95	Reggie Miller	1588	19.6	1994-95	Reggie Miller	1588	19.6
1995-96	Reggie Miller	1606	21.1	1995-96	Reggie Miller	1606	21.1
1996-97	Reggie Miller	1751	21.6	1996-97	Reggie Miller	1751	21.6
1997-98	Reggie Miller	1578	19.5	1997-98	Reggie Miller	1578	19.5
1998-99 *	Reggie Miller	920	18.4	1998-99	Reggie Miller	920	18.4
1999-00	Jalen Rose	1457	18.2	1999-00	Reggie Miller	1470	18.1
2000-01	Jalen Rose	1478	20.5	2000-01	Reggie Miller	1527	18.9
2001-02	Jermaine O'Neal	1371	19.0	2001-02	Jermaine O'Neal	1371	19.0
2002-03	Jermaine O'Neal	1600	20.8	2002-03	Jermaine O'Neal	1600	20.8
2003-04	Jermaine O'Neal	1566	20.1	2003-04	Jermaine O'Neal	1566	20.1
2004-05	Jermaine O'Neal	1068	24.3	2004-05	Jermaine O'Neal	1068	24.3
2005-06	Jermaine O'Neal	1024	20.1	2005-06	Stephen Jackson	1329	16.4
2006-07	Jermaine O'Neal	1339	19.4	2006-07	Jermaine O'Neal	1339	19.4
2007-08	Danny Granger	1567	19.6	2007-08	Danny Granger	1567	19.6
2008-09	Danny Granger	1728	25.8	2008-09	Danny Granger	1728	25.8
2009-10	Danny Granger	1497	24.1	2009-10	Danny Granger	1497	24.1
2010-11	Danny Granger	1622	20.5	2010-11	Danny Granger	1622	20.5
2011-12	Danny Granger	1159	18.7	2011-12	Danny Granger	1159	18.7
2012-13	Paul George	1377	17.4	2012-13	Paul George	1377	17.4
2013-14	Paul George	1737	21.7	2013-14	Paul George	1737	21.7
2014-15 **	C.J. Miles	942	13.5	2014-15	C.J. Miles	942	13.5
2015-16	Paul George	1874	23.1	2015-16	Paul George	1874	23.1
2016-17	Paul George	1775	23.7	2016-17	Paul George	1775	23.7
2017-18	Victor Oladipo	1735	23.1	2017-18	Victor Oladipo	1735	23.1
2018-19	Bojan Bogdanovic	1454	18.0	2018-19	Bojan Bogdanovic	1454	18.0
2019-20	T.J. Warren	1326	19.8	2019-20	T.J. Warren	1326	19.8
2020-21	Malcolm Brogdon	1186	21.2	2020-21	Domantas Sabonis	1260	20.3
2021-22 **	Domantas Sabonis	888	18.9	2021-22	Domantas Sabonis	888	18.9

* 1998-99 season was shortened to 50 games

**No Pacers player scored more than 1,000 points during the 2014-15 and 2021-22 seasons.



STATISTICAL LEADERS

FG PERCENTAGE

MINIMUM 300 FGA

		PCT	FG-FGA
1976-77	Billy Knight	.493	831-1687
1977-78	Dan Roundfield	.489	421-861
1978-79	Billy Knight	.528	441-835
1979-80	Billy Knight	.533	385-722
1980-81	Billy Knight	.533	546-1025
1981-82	Louis Orr	.497	357-719
1982-83	Billy Knight	.520	512-984
1983-84	Jerry Sichting	.532	397-746
1984-85	Jerry Sichting	.521	325-624
1985-86	Wayman Tisdale	.515	516-1002
1986-87	Wayman Tisdale	.513	458-892
1987-88	Vern Fleming	.523	442-845
1988-89	Rik Smits	.517	386-746
1989-90	Rik Smits	.533	515-967
1990-91	Vern Fleming	.531	356-671
1991-92	Detlef Schrempf	.536	496-925
1992-93	Dale Davis	.568	304-535
1993-94	Rik Smits	.534	493-923
1994-95	Dale Davis	.563	324-576
1995-96	Dale Davis	.558	334-599
1996-97	Dale Davis	.538	370-688
1997-98	Dale Davis	.548	273-498
1998-99	Dale Davis	.533	161-302
1999-00	Dale Davis	.502	302-602
2000-01	Jermaine O'Neal	.465	404-868
2001-02	Jermaine O'Neal	.479	543-1133
2002-03	Brad Miller	.493	329-667
2003-04	Jeff Foster	.544	197-362
2004-05	Jeff Foster	.519	168-324
2005-06	Jermaine O'Neal	.472	380-805
2006-07	Troy Murphy	.460	185-402
2007-08	Jeff Foster	.550	205-373
2008-09	Rasho Nesterovic	.513	224-437
2009-10	Roy Hibbert	.495	387-782
2010-11	Josh McRoberts	.547	211-386
2011-12	Roy Hibbert	.497	332-668
2012-13	David West	.498	502-1009
2013-14	Lance Stephenson	.491	427-870
2014-15	George Hill	.477	255-535
2015-16	Myles Turner	.498	264-530
2016-17	Thaddeus Young	.572	362-687
2017-18	Domantas Sabonis	.514	340-661
2018-19	Domantas Sabonis	.590	413-700
2019-20	Domantas Sabonis	.540	458-848
2020-21	T.J. McConnell	.559	274-490
2021-22	Domantas Sabonis	.580	331-571

3-PT FG PERCENTAGE

To rank in the NBA's Top 10 in 3-pt FGS, the league minimum for 3-pt FG made is 55. Statistics below indicate

Pacers' season leader by percentage.

		PCT	FG-FGA
1976-77 to 1978-79			
1979-80	Joe Hassett	.348	69-198
1980-81	Don Buse	.328	19-58
1981-82	Don Buse	.386	73-189
1982-83	Butch Carter	.333	17-51
1983-84	Butch Carter	.326	15-46
1984-85	Clark Kellogg	.500	7-14
1985-86	Clark Kellogg	.308	4-13
1986-87	Chuck Person	.355	49-138
1987-88	John Long	.442	34-77
1988-89	Reggie Miller	.402	98-244
1989-90	Reggie Miller	.414	150-362
1990-91	Detlef Schrempf	.375	15-40
1991-92	Reggie Miller	.378	129-341
1992-93	Reggie Miller	.399	167-419
1993-94	Reggie Miller	.421	123-292
1994-95	Reggie Miller	.415	195-470
1995-96	Mark Jackson	.430	64-149
1996-97	Reggie Miller	.427	229-536
1997-98	Chris Mullin	.440	107-243
1998-99	Chris Mullin	.465	73-157
1999-00	Derrick McKey	.435	10-23
2000-01	Travis Best	.381	37-97
2001-02	Reggie Miller	.406	180-443
2002-03	Erick Strickland	.388	62-160
2003-04	Jonathan Bender	.409	9-22
2004-05	Ron Artest	.412	7-17
2005-06	Peja Stojakovic	.404	91-225
2006-07	Al Harrington	.458	54-118
2007-08	Mike Dunleavy	.424	165-389
2008-09	Troy Murphy	.450	161-358
2009-10	Brandon Rush	.411	124-302
2010-11	Brandon Rush	.417	93-223
2011-12	Paul George	.385	90-234
2012-13	George Hill	.368	130-353
2013-14	George Hill	.365	95-260
2014-15	Damjan Rudez	.406	69-170
2015-16	George Hill	.408	128-314
2016-17	C.J. Miles	.413	169-409
2017-18	Darren Collison	.468	96-205
2018-19	Bojan Bogdanovic	.425	164-386
2019-20	Doug McDermott	.435	128-294
2020-21	Malcolm Brogdon	.388	145-374
2021-22	Tyrese Haliburton	.416	57-137



STATISTICAL LEADERS

FT PERCENTAGE		PCT	FT-FTA	REBOUNDS		REB	AVG
MINIMUM 100 FTA							
1976-77	Dave Robisch	.832	213-256	1976-77	Darnell Hillman	693	8.5
1977-78	Ricky Sobers	.825	330-400	1977-78	Dan Roundfield	802	10.2
1978-79	Ricky Sobers	.882	298-338	1978-79	James Edwards	693	8.5
1979-80	Johnny Davis	.864	304-352	1979-80	Mickey Johnson	681	8.3
1980-81	Billy Knight	.832	341-410	1980-81	James Edwards	571	7.0
1981-82	Billy Knight	.826	233-282	1981-82	Herb Williams	605	7.4
1982-83	Jerry Sichting	.860	92-107	1982-83	Clark Kellogg	860	10.6
1983-84	Jerry Sichting	.867	117-135	1983-84	Clark Kellogg	719	9.1
1984-85	Jerry Sichting	.875	112-128	1984-85	Clark Kellogg	724	9.4
1985-86	Clint Richardson	.837	123-147	1985-86	Herb Williams	710	9.1
1986-87	John Long	.890	219-246	1986-87	Chuck Person	677	8.3
1987-88	John Long	.907	166-183	1987-88	Steve Stipanovich	662	8.3
1988-89	Scott Skiles	.903	130-144	1988-89	Chuck Person	516	6.5
1989-90	Reggie Miller	.868	544-627	1989-90	LaSalle Thompson	630	7.7
1990-91	Reggie Miller	.918	551-600	1990-91	Detlef Schrempf	660	8.0
1991-92	Micheal Williams	.871	372-427	1991-92	Detlef Schrempf	770	9.6
1992-93	Reggie Miller	.880	427-485	1992-93	Detlef Schrempf	780	9.5
1993-94	Reggie Miller	.908	403-444	1993-94	Dale Davis	718	10.9
1994-95	Reggie Miller	.897	383-427	1994-95	Dale Davis	696	9.4
1995-96	Reggie Miller	.863	430-498	1995-96	Dale Davis	709	9.1
1996-97	Reggie Miller	.880	418-475	1996-97	Dale Davis	772	9.7
1997-98	Chris Mullin	.939	154-164	1997-98	Dale Davis	611	7.8
1998-99	Reggie Miller	.915	226-247	1998-99	Dale Davis	416	8.3
1999-00	Reggie Miller	.919	373-406	1999-00	Dale Davis	729	9.9
2000-01	Reggie Miller	.928	323-348	2000-01	Jermaine O'Neal	794	9.8
2001-02	Reggie Miller	.911	296-325	2001-02	Jermaine O'Neal	757	10.5
2002-03	Reggie Miller	.900	207-230	2002-03	Jermaine O'Neal	796	10.3
2003-04	Austin Croshere	.894	93-104	2003-04	Jermaine O'Neal	778	10.0
2004-05	Reggie Miller	.933	250-268	2004-05	Jeff Foster	550	9.0
2005-06	Sarunas Jasikevicius	.910	121-133	2005-06	Jermaine O'Neal	476	9.3
2006-07	Stephen Jackson	.822	120-146	2006-07	Jermaine O'Neal	661	9.6
2007-08	Danny Granger	.852	322-378	2007-08	Jeff Foster	668	8.7
2008-09	Danny Granger	.878	404-460	2008-09	Troy Murphy	861	11.8
2009-10	Danny Granger	.848	363-428	2009-10	Troy Murphy	737	10.2
2010-11	Darren Collison	.871	202-232	2010-11	Roy Hibbert	610	7.5
2011-12	Danny Granger	.873	254-291	2011-12	Roy Hibbert	572	8.8
2012-13	George Hill	.817	174-213	2012-13	Roy Hibbert	656	8.3
2013-14	Paul George	.864	401-464	2013-14	Lance Stephenson	558	7.2
2014-15	C.J. Watson	.826	138-167	2014-15	Roy Hibbert	540	7.1
2015-16	Paul George	.860	454-528	2015-16	Paul George	563	7.0
2016-17	Paul George	.898	336-374	2016-17	Myles Turner	589	7.3
2017-18	Darren Collison	.882	127-144	2017-18	Domantas Sabonis	572	7.7
2018-19	Darren Collison	.832	158-190	2018-19	Domantas Sabonis	690	9.3
2019-20	Malcolm Brogdon	.892	166-186	2019-20	Domantas Sabonis	771	12.4
2020-21	Malcolm Brogdon	.864	153-177	2020-21	Domantas Sabonis	742	12.0
2021-22	Malcolm Brogdon	.856	143-167	2021-22	Domantas Sabonis	567	12.1



STATISTICAL LEADERS

ASSISTS		AST	AVG	STEALS		STL	AVG
1976-77	Don Buse	685	8.5	1976-77	Don Buse	281	3.5
1977-78	Ricky Sobers	584	7.4	1977-78	Ricky Sobers	170	2.2
1978-79	Johnny Davis	453	5.7	1978-79	Ricky Sobers	138	1.7
1979-80	Johnny Davis	440	5.4	1979-80	Dudley Bradley	211	2.6
1980-81	Johnny Davis	480	6.3	1980-81	Dudley Bradley	186	2.3
1981-82	Don Buse	407	5.0	1981-82	Don Buse	164	2.0
1982-83	Jerry Sichting	433	5.6	1982-83	Clark Kellogg	141	1.7
1983-84	Jerry Sichting	457	5.7	1983-84	Butch Carter	128	1.8
1984-85	Jerry Sichting	264	3.8	1984-85	Vern Fleming	99	1.2
1985-86	Vern Fleming	505	6.3	1985-86	Vern Fleming	131	1.6
1986-87	Vern Fleming	473	5.8	1986-87	Vern Fleming	109	1.3
1987-88	Vern Fleming	568	7.1	1987-88	Vern Fleming	115	1.4
1988-89	Vern Fleming	494	6.5	1988-89	Reggie Miller	93	1.3
1989-90	Vern Fleming	610	7.4	1989-90	Reggie Miller	110	1.3
1990-91	Vern Fleming	369	5.3	1990-91	Micheal Williams	150	2.1
1991-92	Micheal Williams	647	8.2	1991-92	Micheal Williams	233	2.9
1992-93	Pooh Richardson	573	7.7	1992-93	Reggie Miller	120	1.5
1993-94	Haywoode Workman	404	6.2	1993-94	Reggie Miller	119	1.5
1994-95	Mark Jackson	616	7.5	1994-95	Derrick McKey	125	1.5
1995-96	Mark Jackson	635	7.8	1995-96	Mark Jackson	100	1.2
1996-97	Travis Best	318	4.2	1996-97	Travis Best	98	1.3
1997-98	Mark Jackson	713	8.7	1997-98	Chris Mullin	95	1.2
1998-99	Mark Jackson	386	7.9	1998-99	Jalen Rose	50	1.0
1999-00	Mark Jackson	650	8.0	1999-00	Reggie Miller	85	1.1
2000-01	Travis Best	473	6.1	2000-01	Travis Best	110	1.6
2001-02	Jamaal Tinsley	647	8.1	2001-02	Jamaal Tinsley	138	1.7
2002-03	Jamaal Tinsley	548	7.5	2002-03	Ron Artest	159	2.3
2003-04	Jamaal Tinsley	303	5.8	2003-04	Ron Artest	152	2.1
2004-05	Jamaal Tinsley	257	6.4	2004-05	Jamaal Tinsley	81	2.0
2005-06	Anthony Johnson	324	4.3	2005-06	Stephen Jackson	104	1.3
2006-07	Jamaal Tinsley	494	6.9	2006-07	Jamaal Tinsley	117	1.6
2007-08	Jamaal Tinsley	326	8.4	2007-08	Danny Granger	95	1.2
2008-09	T.J. Ford	392	5.3	2008-09	T.J. Ford	89	1.2
2009-10	Earl Watson	399	5.1	2009-10	Earl Watson	104	1.3
2010-11	Darren Collison	403	5.1	2010-11	Danny Granger	89	1.1
2011-12	Darren Collison	287	4.8	2011-12	Paul George	108	1.6
2012-13	George Hill	355	4.7	2012-13	Paul George	143	1.8
2013-14	Lance Stephenson	359	4.6	2013-14	Paul George	151	1.9
2014-15	David West	223	3.4	2014-15	Solomon Hill	66	0.8
2015-16	Monta Ellis	383	4.7	2015-16	Paul George	152	1.9
2016-17	Jeff Teague	639	7.8	2016-17	Paul George	119	1.6
2017-18	Darren Collison	368	5.3	2017-18	Victor Oladipo	177	2.4
2018-19	Darren Collison	459	6.0	2018-19	Thaddeus Young	123	1.5
2019-20	Malcolm Brogdon	381	7.1	2019-20	Justin Holiday	87	1.2
2020-21	T.J. McConnell	456	6.6	2020-21	T.J. McConnell	128	1.9
2021-22	Tyrese Haliburton	249	8.2	2021-22	Chris Duarte	56	1.0



STATISTICAL LEADERS

BLOCKED SHOTS		BLK	AVG
1976-77	Dan Roundfield	131	2.1
1977-78	Dan Roundfield	149	1.9
1978-79	James Edwards	109	1.3
1979-80	Clemon Johnson	121	1.5
1980-81	James Edwards	128	1.6
1981-82	Herb Williams	178	2.2
1982-83	Herb Williams	171	2.2
1983-84	Herb Williams	108	1.6
1984-85	Herb Williams	134	1.8
1985-86	Herb Williams	184	2.4
1986-87	Steve Stipanovich	97	1.2
1987-88	Herb Williams	146	1.9
1988-89	Rik Smits	151	1.8
1989-90	Rik Smits	169	2.1
1990-91	Rik Smits	111	1.5
1991-92	Rik Smits	100	1.4
1992-93	Dale Davis	148	1.8
1993-94	Dale Davis	106	1.6
1994-95	Dale Davis	116	1.6
1995-96	Dale Davis	112	1.4
1996-97	Antonio Davis	84	1.0
1997-98	Rik Smits	88	1.2
1998-99	Dale Davis	57	1.1
1999-00	Rik Smits	100	1.3
2000-01	Jermaine O'Neal	228	2.8
2001-02	Jermaine O'Neal	166	2.3
2002-03	Jermaine O'Neal	178	2.3
2003-04	Jermaine O'Neal	199	2.6
2004-05	Jermaine O'Neal	88	2.0
2005-06	Jermaine O'Neal	117	2.3
2006-07	Jermaine O'Neal	182	2.6
2007-08	Jermaine O'Neal	87	2.1
2008-09	Danny Granger	97	1.4
2009-10	Roy Hibbert	131	1.6
2010-11	Roy Hibbert	142	1.8
2011-12	Roy Hibbert	128	2.0
2012-13	Roy Hibbert	206	2.6
2011-12	Roy Hibbert	128	2.0
2013-14	Roy Hibbert	182	2.3
2014-15	Roy Hibbert	125	1.6
2015-16	Myles Turner	86	1.4
2016-17	Myles Turner	172	2.1
2017-18	Myles Turner	118	1.8
2018-19	Myles Turner	199	2.7
2019-20	Myles Turner	132	2.1
2020-21	Myles Turner	159	3.4
2021-22	Myles Turner	118	2.8



NBA TOP 10

SEASONS

1. Reggie Miller.....	18
2. Jeff Foster.....	13
3. Rik Smits.....	12
4. Vern Fleming.....	11
5. Dale Davis.....	10
6. Austin Croshere.....	9
Danny Granger	
8. Derrick McKey.....	8
Jermaine O'Neal	
LaSalle Thompson	
Jamaal Tinsley	
Herb Williams	

GAMES PLAYED

1. Reggie Miller.....	1,389
2. Rik Smits.....	867
3. Vern Fleming.....	816
4. Jeff Foster.....	764
5. Dale Davis.....	671
6. Herb Williams.....	577
7. Danny Granger.....	544
8. Austin Croshere.....	540
9. Roy Hibbert.....	533
10. Jermaine O'Neal.....	514

MINUTES PLAYED

1. Reggie Miller.....	47,619
2. Rik Smits.....	23,100
3. Vern Fleming.....	22,974
4. Dale Davis.....	19,814
5. Herb Williams.....	18,455
6. Jermaine O'Neal.....	17,997
7. Danny Granger.....	17,680
8. Chuck Person.....	16,978
9. Jeff Foster.....	15,750
10. Paul George.....	14,692

FIELD GOALS MADE

1. Reggie Miller.....	8,241
2. Rik Smits.....	5,301
3. Chuck Person.....	3,762
4. Vern Fleming.....	3,737
5. Jermaine O'Neal.....	3,654
6. Herb Williams.....	3,606
7. Danny Granger.....	3,231
8. Billy Knight.....	2,874
9. Paul George.....	2,775
10. Dale Davis.....	2,597

FIELD GOALS ATTEMPTED

1. Reggie Miller.....	17,499
2. Rik Smits.....	10,461
3. Jermaine O'Neal.....	7,973
4. Chuck Person.....	7,820
5. Herb Williams.....	7,576
6. Vern Fleming.....	7,430
7. Danny Granger.....	7,425
8. Paul George.....	6,418
9. Billy Knight.....	5,581
10. Roy Hibbert.....	5,083

FIELD GOAL PERCENTAGE

MINIMUM 600 FGM

1. Domantas Sabonis.....	550
2. Dale Davis.....	543
3. Ian Mahinmi.....	527
4. Billy Knight.....	515
5. Thaddeus Young.....	513
6. Wayman Tisdale.....	512
7. Detlef Schrempf.....	511
8. Alex English.....	508
9. Rik Smits.....	507
10. Vern Fleming.....	503

3-PT FIELD GOALS MADE

1. Reggie Miller.....	2,560
2. Danny Granger.....	964
3. Paul George.....	897
4. George Hill.....	476
5. Chuck Person.....	466
6. C.J. Miles.....	465
7. Troy Murphy.....	419
8. Mike Dunleavy.....	408
9. Austin Croshere.....	376
10. Jamaal Tinsley.....	340

3-PT FIELD GOALS ATTEMPTED

1. Reggie Miller.....	6,486
2. Danny Granger.....	2,526
3. Paul George.....	2,425
4. Chuck Person.....	1,330
5. George Hill.....	1,267
6. C.J. Miles.....	1,242
7. Jamaal Tinsley.....	1,108
8. Austin Croshere.....	1,095
8. Mike Dunleavy.....	1,089
10. Troy Murphy.....	1,015

3-PT FG PERCENTAGE

MINIMUM 50 3-PT FGM

1. Chris Mullin.....	441
2. Troy Murphy.....	413
Bojan Bogdanovic.....	413
4. Doug McDermott.....	411
5. Damjan Rudez.....	406
6. Darren Collison.....	405
7. Peja Stojakovic.....	404
8. Brandon Rush.....	402
9. Reggie Miller.....	395

FREE THROWS MADE

1. Reggie Miller.....	6,237
2. Rik Smits.....	2,266
3. Jermaine O'Neal.....	2,258
4. Danny Granger.....	2,145
5. Vern Fleming.....	2,026
6. Detlef Schrempf.....	1,879
7. Billy Knight.....	1,673
8. Paul George.....	1,643
9. Herb Williams.....	1,421
10. Steve Stipanovich.....	1,283

FREE THROWS ATTEMPTED

1. Reggie Miller.....	7,026
2. Jermaine O'Neal.....	3,140
3. Rik Smits.....	2,932
4. Vern Fleming.....	2,649
5. Danny Granger.....	2,526
6. Detlef Schrempf.....	2,312
7. Billy Knight.....	2,018
8. Herb Williams.....	2,013
9. Dale Davis.....	1,993
10. Paul George.....	1,934

FREE THROW PERCENTAGE

MINIMUM 250 FTM

1. Chris Mullin.....	.912
2. John Long.....	.902
3. Reggie Miller.....	.888
4. Micheal Williams.....	.875
5. Malcolm Brogdon.....	.872
6. Jeff Teague.....	.867
7. Austin Croshere.....	.862
8. Darren Collison.....	.854
9. Jerry Sichting.....	.852
10. Ricky Sobers.....	.851

OFFENSIVE REBOUNDS

1. Dale Davis.....	2,276
2. Jeff Foster.....	2,101
3. Rik Smits.....	1,531
4. Roy Hibbert.....	1,341
5. Jermaine O'Neal.....	1,254
6. Herb Williams.....	1,152
7. Antonio Davis.....	.981
8. Vern Fleming.....	.930
9. Reggie Miller.....	.883
10. Clark Kellogg.....	.852
Billy Knight.....	.852

DEFENSIVE REBOUNDS

1. Rik Smits.....	3,746
2. Dale Davis.....	3,730
3. Jermaine O'Neal.....	3,679
4. Herb Williams.....	3,342
5. Reggie Miller.....	3,299
6. Jeff Foster.....	3,147
7. Domantas Sabonis.....	2,497
8. Paul George.....	2,430
9. Steve Stipanovich.....	2,360
10. Roy Hibbert.....	2,282

TOTAL REBOUNDS

1. Dale Davis.....	6,006
2. Rik Smits.....	5,277
3. Jeff Foster.....	5,248
4. Jermaine O'Neal.....	4,933
5. Herb Williams.....	4,494
6. Reggie Miller.....	4,182
7. Roy Hibbert.....	3,623
8. Domantas Sabonis.....	3,342
9. Steve Stipanovich.....	3,131
10. Detlef Schrempf.....	3,059



NBA TOP 10

REBOUND AVERAGE

MINIMUM 150 GAMES

1. Domantas Sabonis.....	10.31
2. Jermaine O'Neal.....	9.60
3. Clark Kellogg.....	9.55
4. Troy Murphy.....	9.15
5. Dale Davis.....	8.95
6. Detlef Schrempf.....	8.64
7. Herb Williams.....	7.79
8. Steve Stipanovich.....	7.77
9. James Edwards.....	7.51
10. David West.....	6.97

ASSISTS

1. Reggie Miller.....	4,141
2. Vern Fleming.....	4,038
3. Mark Jackson.....	3,294
4. Jamaal Tinsley.....	2,786
5. Travis Best.....	1,785
6. Chuck Person.....	1,743
7. Johnny Davis.....	1,719
8. Darren Collison.....	1,517
9. Detlef Schrempf.....	1,446
10. Paul George.....	1,419

PERSONAL FOULS

1. Rik Smits.....	3,011
2. Reggie Miller.....	2,730
3. Dale Davis.....	1,982
4. Jeff Foster.....	1,921
5. Vern Fleming.....	1,888
6. Jermaine O'Neal.....	1,785
7. Herb Williams.....	1,740
8. Roy Hibbert.....	1,715
9. Chuck Person.....	1,541
10. Danny Granger.....	1,540

DISQUALIFICATIONS

1. Rik Smits.....	73
2. James Edwards.....	44
3. Mike Bantom.....	42
4. Jermaine O'Neal.....	27
Chuck Person.....	27
6. Steve Stipanovich.....	26
7. Herb Williams.....	24
Jeff Foster.....	24
8. Roy Hibbert.....	23
9. Travis Best.....	22
Antonio Davis.....	22
Danny Granger.....	22
LaSalle Thompson.....	22
Wayman Tisdale.....	22

STEALS

1. Reggie Miller.....	1,505
2. Vern Fleming.....	885
3. Paul George.....	740
4. Jamaal Tinsley.....	660
5. Danny Granger.....	544
6. Don Buse.....	519
7. Derrick McKey.....	512
8. Jeff Foster.....	507
9. Travis Best.....	488
10. Dale Davis.....	468

TURNOVERS

1. Reggie Miller.....	2,409
2. Vern Fleming.....	1,613
3. Rik Smits.....	1,579
4. Herb Williams.....	1,420
5. Chuck Person.....	1,299
6. Jermaine O'Neal.....	1,287
7. Jamaal Tinsley.....	1,145
8. Paul George.....	1,141
9. Danny Granger.....	1,064
10. Mark Jackson.....	960

BLOCKED SHOTS

1. Jermaine O'Neal.....	1,245
2. Rik Smits.....	1,111
3. Herb Williams.....	1,094
4. Roy Hibbert.....	990
5. Myles Turner.....	984
6. Dale Davis.....	904
7. Danny Granger.....	471
8. Clemon Johnson.....	415
9. James Edwards.....	391
10. Steve Stipanovich.....	380

POINTS SCORED

1. Reggie Miller.....	25,279
2. Rik Smits.....	12,871
3. Jermaine O'Neal.....	9,580
4. Danny Granger.....	9,571
5. Vern Fleming.....	9,535
6. Chuck Person.....	9,096
7. Herb Williams.....	8,637
8. Paul George.....	8,090
9. Billy Knight.....	7,440
10. Dale Davis.....	6,253

SCORING AVERAGE

MINIMUM 150 GAMES

1. Chuck Person.....	18.99
2. Clark Kellogg.....	18.92
3. Jermaine O'Neal.....	18.64
4. Reggie Miller.....	18.20
5. Paul George.....	18.06
6. Ricky Sobers.....	17.75
7. Danny Granger.....	17.59
8. Billy Knight.....	17.10
9. Detlef Schrempf.....	16.97
10. Stephen Jackson.....	16.59



TOP 5 SINGLE-SEASON

MINUTES

3,192	Reggie Miller.....	1989-90
3,181	Reggie Miller.....	2000-01
3,120	Reggie Miller.....	1991-92
3,117	Billy Knight.....	1976-77
3,098	Detlef Schrempf.....	1992-93

FIELD GOALS MADE

831	Billy Knight.....	1976-77
711	Chuck Person.....	1988-89
680	Clark Kellogg.....	1982-83
661	Reggie Miller.....	1989-90
640	Victor Oladipo.....	2017-18

FIELD GOALS ATTEMPTED

1,687	Billy Knight.....	1976-77
1,453	Chuck Person.....	1988-89
1,449	Paul George.....	2015-16
1,420	Clark Kellogg.....	1982-83
1,400	Jermaine O'Neal.....	2003-04

FIELD GOAL PERCENTAGE

MINIMUM 150 FGM

.590	Domantas Sabonis.....	2018-19
.589	Ian Mahinmi.....	2015-16
.568	Dale Davis.....	1992-93
.563	Dale Davis.....	1994-95
.562	Brad Miller.....	2001-02

3-PT FIELD GOALS MADE

229	Reggie Miller.....	1996-97
210	Paul George.....	2015-16
195	Reggie Miller.....	1994-95
	Paul George.....	2016-17
182	Danny Granger.....	2008-09
	Paul George.....	2013-14

3-PT FIELD GOALS ATTEMPTED

566	Paul George.....	2015-16
536	Reggie Miller.....	1996-97
500	Paul George.....	2013-14
496	Paul George.....	2016-17
470	Reggie Miller.....	1994-95

3-PT FIELD GOAL PERCENTAGE

MINIMUM 50 3-PT FGM

.468	Darren Collison.....	2017-18
.465	Chris Mullin.....	1998-99
.458	Al Harrington.....	2006-07
.450	Troy Murphy.....	2008-09
.442	John Long.....	1987-88

FREE THROWS MADE

551	Reggie Miller.....	1990-91
544	Reggie Miller.....	1989-90
525	Detlef Schrempf.....	1992-93
454	Paul George.....	2015-16
442	Reggie Miller.....	1991-92

FREE THROWS ATTEMPTED

653	Detlef Schrempf.....	1992-93
627	Reggie Miller.....	1989-90
600	Reggie Miller.....	1990-91
539	Detlef Schrempf.....	1990-91
528	Paul George.....	2015-16

FREE THROW PERCENTAGE

MINIMUM 100 FTM

.939	Chris Mullin.....	1997-98
.933	Reggie Miller.....	2004-05
.928	Reggie Miller.....	2000-01
.919	Reggie Miller.....	1999-00
.918	Reggie Miller.....	1990-91

OFFENSIVE REBOUNDS

340	Clark Kellogg.....	1982-83
301	Dale Davis.....	1996-97
296	Roy Hibbert.....	2012-13
291	Dale Davis.....	1992-93
280	Dale Davis.....	1993-94

DEFENSIVE REBOUNDS

715	Troy Murphy.....	2008-09
608	Troy Murphy.....	2009-10
594	Jermaine O'Neal.....	2002-03
592	Domantas Sabonis.....	2020-21
585	Jermaine O'Neal.....	2003-04

TOTAL REBOUNDS

861	Troy Murphy.....	2008-09
860	Clark Kellogg.....	1982-83
802	Dan Roundfield.....	1977-78
796	Jermaine O'Neal.....	2002-03
794	Jermaine O'Neal.....	2000-01

REBOUNDING AVERAGE

12.4	Domantas Sabonis.....	2019-20
12.0	Domantas Sabonis.....	2020-21
11.7	Troy Murphy.....	2008-09
10.9	Dale Davis.....	1993-94
10.6	Clark Kellogg.....	1982-83

ASSISTS

713	Mark Jackson.....	1997-98
685	Don Buse.....	1976-77
650	Mark Jackson.....	1999-00
647	Micheal Williams.....	1991-92
	Jamaal Tinsley.....	2001-02

PERSONAL FOULS

363	James Edwards.....	1978-79
353	Darnell Hillman.....	1976-77
333	Mike Bantom.....	1977-78
328	Rik Smits.....	1989-90
324	James Edwards.....	1979-80

DISQUALIFICATIONS

16	James Edwards.....	1978-79
15	Darnell Hillman.....	1976-77
14	Rik Smits.....	1988-89
13	Mike Bantom.....	1977-78
12	James Edwards.....	1979-80
	Chuck Person.....	1988-89

STEALS

281	Don Buse.....	1976-77
233	Micheal Williams.....	1991-92
211	Dudley Bradley.....	1979-80
186	Dudley Bradley.....	1980-81
177	Victor Oladipo.....	2017-18

TURNOVERS

352	Ricky Sobers.....	1977-78
308	Chuck Person.....	1988-89
304	Ricky Sobers.....	1978-79
286	Mickey Johnson.....	1979-80
270	Jamaal Tinsley.....	2001-02

BLOCKED SHOTS

228	Jermaine O'Neal.....	2000-01
206	Roy Hibbert.....	2012-13
199	Myles Turner.....	2018-19
199	Jermaine O'Neal.....	2003-04
184	Herb Williams.....	1985-86

POINTS SCORED

2,075	Billy Knight.....	1976-77
2,016	Reggie Miller.....	1989-90
1,874	Paul George.....	2015-16
1,855	Reggie Miller.....	1990-91
1,775	Paul George.....	2016-17

SCORING AVERAGE

26.6	Billy Knight.....	1976-77
25.8	Danny Granger.....	2008-09
24.6	Reggie Miller.....	1989-90
24.1	Danny Granger.....	2009-10
23.7	Paul George.....	2016-17



SINGLE GAME - INDIVIDUAL RECORDS

MINUTES PLAYED

Pacers:	61
Jalen Rose, at Houston, 3 OT	3/13/01
Pacers (Home):	56
Jamaal Tinsley, vs. Dallas, 2 OT	2/5/02
Opponents:	58
Cuttino Mobley, at Houston, 3 OT	3/13/01
Opponents (at Indiana):	57
Michael Finley, vs. Dallas [MSA], 2 OT	3/31/98
Michael Finley, vs. Dallas [BLF], 2 OT	2/5/02

FIELD GOALS MADE

Pacers:	20
Billy Knight, vs. San Diego	1/25/80
Rik Smits, vs. L.A. Clippers	12/10/95
T.J. Warren, vs. Philadelphia	8/1/20
Pacers (Home):	20
Billy Knight, vs. San Diego [MSA]	1/25/80
Rik Smits, vs. L.A. Clippers [MSA]	12/10/95
Opponents:	24
Chris Webber, at Sacramento, OT	1/5/01
Opponents (at Indiana):	21
George Gervin, vs. San Antonio [MSA]	1/23/80
Russell Westbrook, vs. Oklahoma City [BLF]	4/12/15

FIELD GOALS ATTEMPTED

Pacers:	34
John Williamson vs. Golden State	11/23/77
Jalen Rose at Houston, 3OT	3/13/01
Pacers (Home):	34
John Williamson vs. Golden State [MSA]	11/23/77
Opponents:	47
Chris Webber, at Sacramento, OT	1/5/01
Opponents (at Indiana):	43
Russell Westbrook, vs. Oklahoma City [BLF]	4/12/15

FIELD GOAL PERCENTAGE

Pacers:	1.000
Domantas Sabonis, at New York [12-12]	10/31/18
Pacers (Home):	1.000
Vern Fleming, vs. Charlotte [MSA] [9-9]	12/21/90
Dale Davis, vs. Cleveland [MSA] [9-9]	1/7/97
Domantas Sabonis, vs. San Antonio [BLF] [9-9]	10/29/17
Opponents:	1.000
Lester Conner, vs. Golden State [10-10]	1/21/85
Opponents (at Indiana):	1.000
Lester Conner, vs. Golden State [MSA] [10-10]	1/21/85

3-PT FG MADE

Pacers:	9
Paul George vs. New Orleans, OT	11/21/12
T.J. Warren, vs. Philadelphia	8/1/20
Pacers (Home):	9
Paul George vs. New Orleans, OT [BLF]	11/21/12
Opponents:	10
Klay Thompson, vs. Golden State	12/8/15
Kelly Oubre Jr., vs. Charlotte	1/26/22
Opponents (at Indiana):	10
Klay Thompson, vs. Golden State [BLF]	12/8/15
Kelly Oubre Jr., vs. Charlotte [GFH]	1/26/22

3-PT FG ATTEMPTED

Pacers:	16
Reggie Miller at Milwaukee	4/18/93
Paul George at Cleveland, 2OT	4/2/17
Pacers (Home):	16
Klay Thompson, vs. Golden State	12/8/15
Opponents:	18
James Harden, at Houston	11/11/18
Opponents (at Indiana):	15
Jamal Crawford, vs. Chicago [BLF]	4/14/04
Russell Westbrook, vs. Oklahoma City [BLF]	4/12/15

3-PT FG PERCENTAGE

Pacers:	1.000
Chuck Person, at Phoenix [6-6]	2/11/87
Chris Mullin, vs. LA Clippers [6-6]	3/31/98
Sam Perkins, at Toronto [6-6]	4/2/00
Tyrese Haliburton, at Boston [6-6]	4/1/22
Pacers (Home):	1.000
Chris Mullin, vs. LA Clippers [6-6] [MSA]	3/31/98
Opponents:	1.000
Bostjan Nachbar, vs. New Jersey [6-6]	4/15/07
Opponents (at Indiana):	1.000
Bostjan Nachbar, vs. New Jersey [6-6] [BLF]	4/15/07

FREE THROWS MADE

Pacers:	22
Detlef Schrempf, at Golden State	12/8/92
Pacers (Home):	19
Jermaine O'Neal, vs. Milwaukee [BLF]	1/4/05
Opponents:	21
James Harden, vs. Houston	3/23/15
Opponents (at Indiana):	21
James Harden, vs. Houston [BLF]	3/23/15

FREE THROWS ATTEMPTED

Pacers:	25
Jermaine O'Neal, vs. Milwaukee	1/4/05
Pacers (Home):	25
Jermaine O'Neal, vs. Milwaukee [BLF]	1/4/05
Opponents:	25
Moses Malone, vs. Philadelphia	4/6/85
Opponents (at Indiana):	25
Moses Malone, vs. Philadelphia [MSA]	4/6/85

FREE THROW PERCENTAGE

Pacers:	1.000
Billy Knight, vs. Philadelphia [17-17]	3/15/83
Danny Granger, vs. Golden State [17-17]	12/17/08
Pacers (Home):	1.000
Billy Knight, vs. Philadelphia [MSA] [17-17]	3/15/83
Danny Granger, vs. Golden State [BLF] [17-17]	12/17/08
Opponents:	1.000
Kyrie Irving, at Brooklyn [17-17]	2/10/21
Opponents (at Indiana):	1.000
Amar'e Stoudemire, vs. Phoenix [BLF] [15-15]	11/5/08



SINGLE GAME - INDIVIDUAL RECORDS

OFFENSIVE REBOUNDS

Pacers:.....	12
Darnell Hillman, vs. New Orleans.....	3/27/77
Clemon Johnson, vs. Chicago.....	3/28/82
Dale Davis, vs. San Antonio.....	12/30/93
Jeff Foster, vs. Sacramento.....	12/11/04
Jeff Foster, at Denver.....	12/2/06
Pacers [Home]:.....	12
Darnell Hillman, vs. New Orleans [MSA].....	3/27/77
Clemon Johnson, vs. Chicago [MSA].....	3/28/82
Dale Davis, vs. San Antonio [MSA].....	12/30/93
Jeff Foster, vs. Sacramento [BLF].....	12/11/04
Opponents:.....	18
Dennis Rodman at Detroit.....	3/4/92
Opponents [at Indiana]:.....	14
Moses Malone, vs. Houston [MSA].....	3/11/77
Dennis Rodman, vs. San Antonio [MSA].....	1/22/95

DEFENSIVE REBOUNDS

Pacers:.....	25
Herb Williams, vs. Denver.....	1/23/89
Pacers [Home]:.....	25
Herb Williams, vs. Denver [MSA].....	1/23/89
Opponents:.....	23
Bob McAdoo, vs. Buffalo.....	12/7/76
Opponents [at Indiana]:.....	23
Bob McAdoo, vs. Buffalo [MSA].....	12/7/76

TOTAL REBOUNDS

Pacers:.....	29
Herb Williams, vs. Denver.....	1/23/89
Pacers [Home]:.....	29
Herb Williams, vs. Denver [MSA].....	1/23/89
Opponents:.....	34
Dennis Rodman, at Detroit.....	3/4/92
Opponents [at Indiana]:.....	29
Bob McAdoo, vs. Buffalo [MSA].....	12/7/76

ASSISTS

Pacers:.....	23
Jamaal Tinsley, vs. Washington.....	11/22/01
Pacers [Home]:.....	23
Jamaal Tinsley, vs. Washington [BLF].....	11/22/01
Opponents:.....	24
Russell Westbrook, at Washington.....	5/3/21
Opponents [at Indiana]:.....	20
John Lucas, vs. Houston.....	4/8/78

STEALS

Pacers:.....	10
T.J. McConnell, at Cleveland.....	3/3/21
Pacers [Home]:.....	9
Dudley Bradley, vs. Cleveland [MSA].....	11/29/80
Opponents:.....	10
Johnny Moore, at San Antonio.....	3/6/85
Lafayette Lever, at Denver.....	3/9/85
Opponents [at Indiana]:.....	9
Michael Adams, vs. Washington [MSA].....	11/1/91

TURNOVERS

Pacers:.....	11
Herb Williams, vs. Philadelphia.....	2/12/85
Pooh Richardson, at Golden State.....	12/4/93
Pacers [Home]:.....	11
Herb Williams, vs. Philadelphia.....	2/12/85
Opponents:.....	11
Isiah Thomas, at Detroit.....	4/10/85
LeBron James, at Cleveland.....	1/26/18
Opponents [at Indiana]:.....	10
Buck Williams, vs. New Jersey [MSA].....	12/13/86
Patrick Ewing, vs. New York [MSA].....	4/23/88

BLOCKED SHOTS

Pacers:.....	11
Roy Hibbert vs. New Orleans, OT.....	11/21/12
Pacers [Home]:.....	11
Roy Hibbert vs. New Orleans, OT [BLF].....	11/21/12
Opponents:.....	15
Manute Bol, at Washington.....	2/26/87
Opponents [at Indiana]:.....	10
Manute Bol, vs. Washington [MSA].....	2/25/86

POINTS

Pacers:.....	57
Reggie Miller, at Charlotte.....	11/28/92
Pacers [Home]:.....	55
Jermaine O'Neal vs. Milwaukee [BLF].....	1/4/05
Opponents:.....	60
Klay Thompson, at Golden State.....	12/5/16
Opponents [at Indiana]:.....	55
George Gervin, vs. San Antonio [MSA].....	1/23/80



SINGLE GAME TOP PERFORMANCES

PACERS

POINTS

- 57..... Reggie Miller, at Charlotte, 11/28/92
- 55..... Jermaine O'Neal, vs. Milwaukee, 1/4/05
- 53..... T.J. Warren, vs. Philadelphia, 8/1/20
- 52..... Billy Knight, at San Antonio, 11/11/80
- 48..... Paul George, at Utah, 12/5/15
- 47..... Chuck Person, at New York, 1/31/89
Victor Oladipo, vs. Denver, 12/10/17, OT
- 45..... Chuck Person, at Seattle, 2/28/89
Paul George, Oklahoma City, 3/19/16
- 44..... Billy Knight, vs. San Diego, 1/25/80
John Long, vs. Philadelphia, 11/4/86
Reggie Miller, vs. Chicago, 1/10/90
Rik Smits, vs. L.A. Clippers, 12/10/95
Danny Granger, vs. Utah, 3/26/10
- 43..... Billy Knight, at San Antonio, 1/6/77
John Williamson, vs. Golden State, 11/23/77
Reggie Miller, at Cleveland, 2/14/90
Jalen Rose, at New Jersey, 10/30/01
Paul George, at Portland, 12/2/13
Paul George, at Cleveland, 2ot, 4/2/17
- 42..... Butch Carter, vs. Dallas, 1/25/83
Butch Carter, vs. Houston, 11/1/83
Butch Carter, vs. Atlanta, 4/12/84
Chuck Person, at Phoenix, 2/11/87
John Long, vs. Utah, 3/9/87
Chuck Person, at L.A. Clippers, 12/19/89
Jalen Rose, vs. Toronto, 12/20/00
Danny Granger, at Detroit, 12/12/08
Danny Granger, at Golden State, 1/11/09
Domantas Sabonis, vs. Utah, 1/8/22
Caris LeVert, vs. Chicago, 2/4/22

REBOUNDS

- 29..... Herb Williams, vs. Denver, 1/23/89
- 25..... Dan Roundfield, vs. Detroit, 12/16/77
Domantas Sabonis, at Minnesota, 11/29/21
- 23..... Detlef Schrempf, at Orlando, 2/11/92
- 22..... Darnell Hillman, vs. N.Y. Nets, 12/23/76
Mickey Johnson, vs. Kansas City, 1/19/80
Dale Davis, vs. Boston, 11/20/93
Dale Davis, vs. San Antonio, 12/30/93
Domantas Sabonis, vs. L.A. Clippers, 12/9/19
Domantas Sabonis, vs. Phoenix, 1/9/21
Domantas Sabonis, at Boston, 1/10/22
- 21..... Dave Robisch, vs. Buffalo, 3/2/77
Dan Roundfield, vs. Houston, 4/8/78
Clark Kellogg, vs. Detroit, 2/2/83
Clark Kellogg, vs. Milwaukee, 11/27/84
LaSalle Thompson, vs. Boston, 3/22/91
Dale Davis, at Detroit, 12/26/96
Jermaine O'Neal, at Washington, 11/26/02
Troy Murphy, at New York, 2/23/09

OPPONENTS

POINTS

- 60..... Klay Thompson, at Golden State, 12/5/16
- 55..... George Gervin, vs. San Antonio, 1/23/80
- 54..... Russell Westbrook, vs. Oklahoma City, 4/12/15
- 53..... Larry Bird, at Boston, 3/30/83
Michael Jordan, at Chicago, 4/12/87
- 52..... Bernard King, at New York, 11/24/84
Mo Williams, vs. Minnesota, 1/13/15
- 51..... Chris Webber, at Sacramento, 1/5/01
- 50..... John Williamson, vs. New Jersey, 4/4/78
Damian Lillard, at Portland, 1/26/20
Bradley Beal, vs. Washington, 5/8/21, OT
Giannis Antetokounmpo, at Milwaukee, 2/15/22
- 49..... Shaquille O'Neal, vs. Orlando, 12/9/93
Amar'e Stoudemire, vs. Phoenix, 11/5/08
Trae Young, vs. Atlanta, 11/29/19, OT
- 48..... DeMarcus Cousins, at Sacramento, 1/23/16
- 47..... Michael Jordan, vs. Chicago, 4/13/89
Blake Griffin, at L.A. Clippers, 1/17/11
Trae Young, at Atlanta, 3/13/22
- 45..... Rick Barry, at Golden State, 11/9/77
Larry Bird, vs. Boston, 2/24/85
Bernard King, vs. New York, 3/22/85
Michael Jordan, at Chicago, 3/10/90
Vince Carter, vs. Toronto, 12/20/00
Kobe Bryant, vs. L.A. Lakers, 1/9/06
Monta Ellis, at Golden State, 11/30/09
James Harden, at Houston, 1/19/15
James Harden, vs. Houston, 8/12/20
Joel Embiid, vs. Philadelphia, 4/5/22
- 44..... Moses Malone, at Houston, 10/17/79
Michael Jordan, at Chicago, 12/27/86
Michael Jordan, vs. Chicago, 2/18/96
Kevin Durant, vs. Oklahoma City, 4/6/12
James Harden, vs. Houston, 3/23/15
James Harden, vs. Houston, 11/15/19

REBOUNDS

- 34..... Dennis Rodman, at Detroit, 3/4/92
- 29..... Bob McAdoo, at Buffalo, 12/7/76
Moses Malone, at Houston, 10/17/79
Andre Drummond, at Detroit, 11/3/15
- 28..... Popeye Jones, at Dallas, 1/9/96
- 27..... Leonard Robinson, vs. New Orleans, 12/7/77
- 26..... Chris Webber, at Sacramento, 1/5/01
Tim Duncan, vs. San Antonio, 2/17/10
- 25..... Dennis Rodman, vs. San Antonio, 1/22/95
John Collins, at Atlanta, 4/10/19
- 24..... Marvin Webster, vs. Seattle, 11/2/77
Terry Cummings, vs. San Diego, 11/9/82
Moses Malone, at Philadelphia, 4/8/83
Buck Williams, at New Jersey, 10/30/85
Roy Tarpley, at Dallas, 1/13/88
Dennis Rodman, at Detroit, 2/13/91
Dennis Rodman, vs. Chicago, 2/18/96
Dikembe Mutombo, at Atlanta, 4/9/98
Clint Capela, at Atlanta, 4/18/21



SINGLE GAME TOP PERFORMANCES

PACERS

ASSISTS

- 23.....Jamaal Tinsley, vs. Washington, 11/22/01
- 20.....Jalen Rose, at Cleveland, 4/18/01
- 19.....Mark Jackson, vs. Milwaukee, 2/28/97
Mark Jackson, at Charlotte, 3/28/97
Jamaal Tinsley, vs. Dallas, 20T, 2/5/02
- 18.....Vern Fleming, vs. Houston, 11/23/90
Micheal Williams, vs. New York, 11/13/91
Mark Jackson, vs. Utah, 1/23/98
Jamaal Tinsley, vs. Houston, OT, 12/13/01

STEALS

- 10.....**T.J. McConnell, at Cleveland, 3/3/21**
- 9.....Dudley Bradley, vs. Cleveland, 11/29/80
- 8.....Don Buse, vs. Cleveland, 12/3/76
Don Buse, vs. New Orleans, 3/27/77
Micheal Williams, vs. Milwaukee, 1/12/91
Micheal Williams, vs. Chicago, 12/30/91
Ron Artest, vs. Miami, 3/31/02
Ron Artest, vs. Dallas, 3/24/04
Jamaal Tinsley, at Detroit, 11/19/04

BLOCKED SHOTS

- 11.....Roy Hibbert, vs. New Orleans, 11/21/12*
- 10.....Jermaine O'Neal, vs. Toronto, 1/22/03
- 9.....Dan Roundfield, at Buffalo, 2/21/77
Cleon Johnson, at Chicago, 1/11/80
Herb Williams, vs. L.A. Lakers, 1/15/82
Herb Williams, at San Diego, 1/20/83
Herb Williams, at Philadelphia, 4/11/86

OPPONENTS

ASSISTS

- 24.....Russell Westbrook, 5/3/21
- 21.....Earvin Johnson, at L.A. Lakers, 12/16/90
Russell Westbrook, at Washington, 3/29/21
- 20.....John Lucas, vs. Houston, 4/8/78
Kevin Porter, at Detroit, 3/17/79
Geoff Huston, at Cleveland, 2/3/82
Stephon Marbury, at New Jersey, 4/25/99
- 19.....Geoff Huston, at Cleveland, 2/13/82
John Stockton, vs. Utah, 11/2/91
John Stockton, vs. Utah, 1/16/95
Stephon Marbury, vs. New York, OT, 4/10/05
Raymond Felton, vs. Charlotte, 12/30/06
- 18.....Kevin Porter, at New Jersey, 2/8/78
Kevin Porter, vs. Detroit, 3/13/79
John Stockton, at Utah, 11/17/89
Russell Westbrook, at Oklahoma City, 2/19/16

STEALS

- 10.....Johnny Moore, at San Antonio, 3/6/85
Lafayette Lever, at Denver, 3/9/85
- 9.....Quinn Buckner, at Milwaukee, 1/2/77
Michael R. Richardson, at New Jersey, 10/30/85
Michael Adams, vs. Washington, 11/1/91

BLOCKED SHOTS

- 15.....Manute Bol, at Washington, 2/26/87
- 11.....Wayne Rollins, at Atlanta, 11/27/82
Mark Eaton, at Utah, 1/1/85
Shawn Bradley, at New Jersey, 2/6/97
- 10.....George Johnson, at New Jersey, 3/4/80
Edgar Jones, at Detroit, 12/17/81
Manute Bol, vs. Washington, 2/25/86



INDIVIDUAL PERFORMANCES

20+ POINT GAMES, MULTIPLE PLAYERS

50-20 POINTS

at Charlotte, 11/28/92	Reggie Miller.....57
	Detlef Schrempf.....25

40-30 POINTS

at Washington, 11/24/15	Paul George.....40
	C.J. Miles.....32

40-20 POINTS

at San Antonio, 1/16/77	Billy Knight.....43
	Wil Jones.....21
vs. Cleveland, 12/3/82	Billy Knight.....41
	Clark Kellogg.....23
vs. Dallas, 1/25/83	Butch Carter.....42
	Clark Kellogg.....28
vs. Philadelphia, 3/15/83	Billy Knight.....40
	Herb Williams.....21
vs. Houston, 11/1/83	Butch Carter.....42
	Clark Kellogg.....27
vs. Sacramento, 2/19/92	Chuck Person.....41
	Reggie Miller.....24
at Charlotte, 1/29/97	Reggie Miller.....40
	Rik Smits.....22
vs. L.A. Clippers, 3/30/97	Rik Smits.....40
	Reggie Miller.....28
vs. Milwaukee, 11/8/00	Reggie Miller.....41
	Jermaine O'Neal.....24
at New Jersey, 10/30/01	Jalen Rose.....43
	Reggie Miller.....20
vs. Oklahoma, 3/19/16	Paul George.....45
	George Hill.....20
at Utah, 12/5/15	Paul George.....48
	Rodney Stuckey.....23
at Cleveland, 4/2/17	Paul George.....43
	C.J. Miles.....27
vs. Denver, 12/10/17, OT	Victor Oladipo.....47
	Myles Turner.....24
vs. Chicago, 2/4/22	Caris LeVert.....42
	Terry Taylor.....21

40-20-20 POINTS

vs. San Diego, 1/25/80	Billy Knight.....44
	James Edwards.....21
	Alex English.....20
vs. Detroit, 3/13/83	Billy Knight.....41
	Clark Kellogg.....25
	Herb Williams.....24
at Phoenix, 2/11/87	Chuck Person.....42
	Steve Stipanovich.....22
	Herb Williams.....20
vs. Atlanta, 12/23/02	Al Harrington.....40
	Ron Artest.....24
	Brad Miller.....22
vs. Golden State, 12/17/08	Danny Granger.....41
	Jarrett Jack.....24
	Marquis Daniels.....23

30-30-30 POINTS

vs. Denver, 3/7/91	Reggie Miller.....33
	Vern Fleming.....31
	Rik Smits.....31

30-30 POINTS

at Portland, 1/8/80	James Edwards.....35
	Mickey Johnson.....31
at Golden State, 3/2/89	Reggie Miller.....36
	Chuck Person.....32
vs. Minnesota, 12/12/89	Reggie Miller.....32
	Chuck Person.....31
vs. Houston, 11/23/90	Reggie Miller.....35
	Chuck Person.....33
	Chuck Person.....32
vs. Dallas, 12/13/91	Reggie Miller.....30
at Atlanta, 2/24/06	Peja Stojakovic.....34
	Fred Jones.....31
vs. Phoenix, 1/13/10	Danny Granger.....33
	Mike Dunleavy.....30
at L.A. Clippers, 1/17/11	Danny Granger.....32
	Darren Collison.....30
vs. Portland, 2/7/14, OT	George Hill.....37
	David West.....30
at Charlotte, 11/5/19, OT	T.J. Warren.....33
	Malcolm Brogdon.....31

30-30-20 POINTS

at Buffalo, 2/21/77	Billy Knight.....31
	John Williamson.....30
	Wil Jones.....23
vs. Washington, 10/28/77	John Williamson.....35
	Adrian Dantley.....34
	Dan Roundfield.....20
vs. New York, 3/1/87	Chuck Person.....35
	John Long.....30
	Herb Williams.....20
at Phoenix, 12/20/89	Chuck Person.....34
	Reggie Miller.....32
	Vern Fleming.....23
at Golden State, 12/22/89	Chuck Person.....32
	Vern Fleming.....30
	Reggie Miller.....25
vs. New Jersey, 12/21/91	Chuck Person.....33
	Rik Smits.....31
	Reggie Miller.....23
at Minnesota, 12/16/00	Jalen Rose.....31
	Jermaine O'Neal.....30
	Reggie Miller.....20
vs. Dallas, 2ot, 2/5/02	Jalen Rose.....33
	Austin Croshere.....32
	Reggie Miller.....23
at Milwaukee, 2/22/14	Paul George.....32
	David West.....30
	Lance Stephenson.....24



INDIVIDUAL PERFORMANCES

TRIPLE-DOUBLES

PACERS

1.	Ricky Sobers, vs. New Jersey, 4/4/78.....	22 points.....	11 rebounds.....	13 assists
2.	Mike Bantom, at San Antonio, 11/21/78.....	17 points.....	10 rebounds.....	11 assists
3.	Mickey Johnson, vs. Washington, 10/26/79.....	25 points.....	14 rebounds.....	10 assists
4.	Mickey Johnson, at Cleveland, 1/26/80.....	37 points.....	11 rebounds.....	10 assists
5.	Steve Stipanovich, vs. Boston, 11/16/85.....	20 points.....	14 rebounds.....	10 assists
6.	Vern Fleming, vs. Milwaukee, 11/15/86.....	15 points.....	12 rebounds.....	10 assists
7.	Chuck Person, at New York, 12/20/86.....	34 points.....	12 rebounds.....	10 assists
8.	Vern Fleming, at Dallas, 1/13/88.....	18 points.....	12 rebounds.....	12 assists
9.	Vern Fleming, at L.A. Clippers, 1/20/88.....	15 points.....	11 rebounds.....	12 assists
10.	Vern Fleming, vs. Detroit, 3/8/88.....	18 points.....	10 rebounds.....	13 assists
11.	Vern Fleming, vs. Charlotte, 12/13/88.....	10 points.....	13 rebounds.....	12 assists
12.	Chuck Person, vs. Cleveland, 1/19/89.....	17 points.....	10 rebounds.....	10 assists
13.	Reggie Miller, vs. Charlotte, 3/5/91.....	22 points.....	10 rebounds.....	10 assists
14.	Detlef Schrempf, vs. Atlanta, 3/26/91.....	16 points.....	11 rebounds.....	12 assists
15.	Detlef Schrempf, vs. L.A. Clippers, 1/8/92.....	10 points.....	17 rebounds.....	10 assists
16.	Micheal Williams, vs. Atlanta, OT, 1/31/92.....	19 points.....	11 rebounds.....	10 assists
17.	Pooh Richardson, at Charlotte, 11/28/92.....	14 points.....	10 rebounds.....	11 assists
18.	Detlef Schrempf, at Sacramento, 12/10/92.....	25 points.....	12 rebounds.....	14 assists
19.	Detlef Schrempf, vs. L.A. Clippers, 1/5/93.....	15 points.....	18 rebounds.....	12 assists
20.	Detlef Schrempf, vs. Philadelphia, 1/12/93.....	20 points.....	10 rebounds.....	10 assists
21.	Detlef Schrempf, at Milwaukee, 2/13/93.....	34 points.....	12 rebounds.....	10 assists
22.	Derrick McKey, vs. L.A. Lakers, 12/20/95.....	17 points.....	13 rebounds.....	11 assists
23.	Mark Jackson, vs. L.A. Lakers, 3/2/97.....	17 points.....	10 rebounds.....	15 assists
24.	Mark Jackson, at Toronto, 3/25/97.....	10 points.....	11 rebounds.....	12 assists
25.	Mark Jackson, vs. New York, 5/13/98 *.....	22 points.....	14 rebounds.....	13 assists
26.	Mark Jackson, at Cleveland, 2/25/99.....	15 points.....	12 rebounds.....	11 assists
27.	Mark Jackson, vs. Sacramento, 2/4/00.....	15 points.....	10 rebounds.....	15 assists
28.	Jamaal Tinsley, vs. Washington, 11/22/01.....	19 points.....	11 rebounds.....	23 assists
29.	Jamaal Tinsley, at Minnesota, 3/15/02.....	11 points.....	10 rebounds.....	10 assists
30.	Jermaine O'Neal, vs. Toronto, 1/22/03.....	18 points.....	10 rebounds.....	10 blocks
31.	Roy Hibbert, vs. New Orleans, 11/21/12.....	10 points.....	11 rebounds.....	11 blocks
32.	David West, vs. Charlotte, 1/12/13.....	14 points.....	12 rebounds.....	10 assists
33.	Paul George, vs. Charlotte, 2/13/13.....	23 points.....	12 rebounds.....	12 assists
34.	Paul George, vs. Atlanta, 4/21/13 *.....	23 points.....	11 rebounds.....	12 assists
35.	Lance Stephenson, vs. Memphis, 11/11/13.....	13 points.....	11 rebounds.....	12 assists
36.	Lance Stephenson, at Boston, 11/22/13.....	10 points.....	11 rebounds.....	10 assists
37.	Lance Stephenson, vs. Boston, 12/22/13.....	12 points.....	10 rebounds.....	10 assists
38.	Lance Stephenson, vs. Phoenix, 1/30/14.....	14 points.....	10 rebounds.....	10 assists
39.	Paul George, vs. Chicago, 3/21/14.....	10 points.....	12 rebounds.....	10 assists
40.	Lance Stephenson, vs. Oklahoma City, 4/13/14.....	17 points.....	12 rebounds.....	11 assists
41.	George Hill, vs. Cleveland, 2/27/15.....	15 points.....	10 rebounds.....	12 assists
42.	Victor Oladipo, vs. Cleveland, 4/27/18 *.....	28 points.....	13 rebounds.....	10 assists
43.	Domantas Sabonis, at Denver, 1/19/20.....	22 points.....	15 rebounds.....	10 assists
44.	Domantas Sabonis, at Portland, 1/26/20.....	27 points.....	14 rebounds.....	11 assists
45.	Domantas Sabonis, at Toronto, 2/5/20.....	15 points.....	11 rebounds.....	10 assists
46.	Domantas Sabonis, vs. Brooklyn, 2/10/20.....	23 points.....	10 rebounds.....	11 assists
47.	Domantas Sabonis, at Chicago, 12/26/20.....	22 points.....	10 rebounds.....	11 assists
48.	Domantas Sabonis, at Charlotte, 1/27/21.....	22 points.....	11 rebounds.....	10 assists
49.	Domantas Sabonis, at Minnesota, 2/17/21.....	36 points.....	16 rebounds.....	10 assists
50.	T.J. McConnell, at Cleveland, 3/3/21.....	16 points.....	13 assists.....	10 steals
51.	Domantas Sabonis, vs. Denver, 3/4/21.....	10 points.....	10 rebounds.....	10 assists
52.	Domantas Sabonis, at Phoenix, 3/13/21.....	22 points.....	13 rebounds.....	10 assists
53.	Domantas Sabonis, vs. Brooklyn, 3/17/21.....	18 points.....	11 rebounds.....	11 assists
54.	Domantas Sabonis, at Oklahoma City, 5/1/21.....	26 points.....	19 rebounds.....	14 assists
55.	Domantas Sabonis, vs. Washington, 5/8/21.....	30 points.....	13 rebounds.....	13 assists
56.	Domantas Sabonis, vs. Philadelphia, 5/11/21.....	16 points.....	13 rebounds.....	15 assists
57.	Malcolm Brogdon, vs. Philadelphia, 11/13/21.....	13 points.....	10 rebounds.....	10 assists
58.	Domantas Sabonis, at Minnesota, 11/29/21.....	16 points.....	25 rebounds.....	10 assists
59.	Domantas Sabonis, vs. Brooklyn, 1/5/22.....	32 points.....	12 rebounds.....	10 assists
60.	Domantas Sabonis, at Boston, 1/10/22.....	11 points.....	22 rebounds.....	10 assists
61.	Domantas Sabonis, at L.A. Lakers, 1/19/22.....	20 points.....	12 rebounds.....	10 assists
62.	Domantas Sabonis, at Oklahoma City, 1/28/22.....	24 points.....	18 rebounds.....	10 assists

* Playoff Game



INDIVIDUAL PERFORMANCES

TRIPLE-DOUBLES

OPPONENTS

1.	Larry Kenon, at San Antonio, 10/27/79	27 points	15 rebounds	10 assists
2.	Micheal Ray Richardson, at New York, 3/13/80	15 points	16 rebounds	16 assists
3.	Larry Bird, vs. Boston, 3/6/81	28 points	10 rebounds	10 assists
4.	Edgar Jones, at Detroit, 12/17/81	25 points	13 rebounds	10 blocks
5.	Micheal Ray Richardson, New York, 12/26/81	17 points	12 rebounds	12 assists
6.	Wayne Rollins, at Atlanta, 11/27/82	10 points	15 rebounds	11 blocks
7.	Jeff Ruland, at Washington, 4/3/84	18 points	13 rebounds	12 assists
8.	Lafayette Lever, at Denver, 3/9/85	13 points	15 assists	10 steals
9.	M.R. Richardson, at New Jersey, 30T, 10/30/85	38 points	11 rebounds	11 assists
10.	Alvin Robertson, at San Antonio, 11/22/85	14 points	12 rebounds	10 assists
11.	Mark Aguirre, at Dallas, 11/23/85	25 points	13 rebounds	12 assists
12.	Larry Bird, at Boston, 2/23/86	30 points	11 rebounds	12 assists
13.	Charles Barkley, Philadelphia, 20T, 11/4/86	34 points	10 rebounds	14 assists
14.	Paul Pressey, at Milwaukee, 11/11/86	17 points	10 rebounds	12 assists
15.	Earvin Johnson, L.A. Lakers, 1/22/87	29 points	10 rebounds	11 assists
16.	Manute Bol, at Washington, 2/26/87	10 points	19 rebounds	15 blocks
17.	Nate McMillan, at Seattle, 1/18/88	16 points	11 rebounds	15 assists
18.	Cedric Maxwell, vs. Houston, 3/31/88	23 points	15 rebounds	10 assists
19.	Earvin Johnson, vs. L.A. Lakers, 12/10/88	32 points	11 rebounds	13 assists
20.	Michael Jordan at Chicago, 3/13/89	21 points	14 rebounds	14 assists
21.	Alvin Robertson at San Antonio, OT, 4/8/89	19 points	10 rebounds	10 assists
22.	Michael Jordan, vs. Chicago, 4/13/89	47 points	11 rebounds	13 assists
23.	Sam Vincent, at Orlando, 1/30/90	21 points	11 rebounds	17 assists
24.	Darrell Walker, at Washington, 4/22/90	11 points	13 rebounds	15 assists
25.	Scottie Pippen, at Chicago, 12/22/90	18 points	10 rebounds	11 assists
26.	Mark Jackson, at New York, 4/12/91	26 points	10 rebounds	11 assists
27.	Larry Bird, at Boston, 4/26/91*	21 points	12 rebounds	12 assists
28.	Brad Daugherty, at Cleveland, 3/24/92	32 points	11 rebounds	11 assists
29.	Tom Gugliotta, at Washington, 12/5/92	19 points	12 rebounds	11 assists
30.	Hersey Hawkins, at Philadelphia, OT, 1/27/93	28 points	13 rebounds	10 assists
31.	Larry Johnson, vs. Charlotte, 3/19/93	21 points	10 rebounds	11 assists
32.	Mookie Blaylock, at Atlanta, 5/12/94*	11 points	10 rebounds	13 assists
33.	Mookie Blaylock, at Atlanta, 5/17/94*	14 points	10 rebounds	13 assists
34.	Shawn Bradley, at New Jersey, 2/6/97	14 points	14 rebounds	11 blocks
35.	Toni Kukoc, vs. Philadelphia, 3/26/00	19 points	10 rebounds	10 assists
36.	Antoine Walker, at Boston, 12/8/00	16 points	10 rebounds	12 assists
37.	Steve Francis, at Houston, 3/13/01	16 points	10 rebounds	11 assists
38.	Elton Brand, vs. L.A. Clippers, 1/26/03	17 points	14 rebounds	10 assists
39.	LeBron James, vs. Cleveland, 11/25/07	30 points	11 rebounds	10 assists
40.	LeBron James, vs. Cleveland, 2/20/08	31 points	14 rebounds	12 assists
41.	Rajon Rondo, at Boston, 12/3/08	16 points	13 rebounds	15 assists
42.	Andre Miller, at Philadelphia, 12/20/08	14 points	10 rebounds	12 assists
43.	Gilbert Arenas, at Washington, 12/12/09	22 points	10 rebounds	11 assists
44.	Darren Collison, at New Orleans, 2/19/10	18 points	13 rebounds	12 assists
45.	Paul Pierce, at Boston, 12/19/11	18 points	10 rebounds	12 assists
46.	Jose Calderon, vs. Toronto, 11/13/12	13 points	10 rebounds	10 assists
47.	LeBron James, at Miami, 5/22/13*	30 points	10 rebounds	10 assists
48.	Russell Westbrook, at Oklahoma City, 2/24/15	20 points	11 rebounds	10 assists
49.	Kyle Lowry, vs. Toronto, 3/16/15	20 points	11 rebounds	10 assists
50.	Evan Turner, at Boston, 4/1/15	13 points	11 rebounds	12 assists
51.	Stephen Curry, at Golden State, 1/22/16	39 points	10 rebounds	12 assists
52.	Rajon Rondo, at Sacramento, 1/23/16	11 points	10 rebounds	10 assists
53.	Russell Westbrook, vs. Oklahoma City, 3/19/16	14 points	11 rebounds	14 assists
54.	Russell Westbrook, at Oklahoma City, 11/20/16, OT	31 points	11 rebounds	15 assists
55.	DeMarcus Cousins, at Sacramento, 1/18/17	25 points	12 rebounds	10 assists
56.	LeBron James, at Cleveland, 4/2/17, 20T	41 points	16 rebounds	11 assists
57.	LeBron James, vs. Cleveland, 4/20/17*	41 points	13 rebounds	12 assists
58.	Russell Westbrook, at Oklahoma City, 10/25/17	28 points	10 rebounds	16 assists
59.	Ben Simmons, at Philadelphia, 11/3/17	14 points	11 rebounds	11 assists
60.	Russell Westbrook, vs. Oklahoma City, 12/13/17	10 points	17 rebounds	12 assists
61.	LeBron James, at Cleveland, 1/26/18	26 points	10 rebounds	11 assists
62.	LeBron James, at Cleveland, 4/15/18*	24 points	10 rebounds	12 assists
63.	Giannis Antetokounmpo, vs. Milwaukee, 2/13/19	33 points	19 rebounds	11 assists
64.	Blake Griffin, at Detroit, 2/25/19	20 points	10 rebounds	10 assists
65.	Russell Westbrook, vs. Oklahoma City, 3/14/19	19 points	14 rebounds	11 assists
66.	Russell Westbrook, at Oklahoma City, 3/27/19	17 points	11 rebounds	12 assists
67.	Luka Doncic, vs. Dallas, 1/20/21	13 points	12 rebounds	12 assists
68.	Giannis Antetokounmpo, at Milwaukee, 2/3/21	21 points	14 rebounds	10 assists
69.	James Harden, vs. Brooklyn, 3/17/21	40 points	10 rebounds	15 assists
70.	Russell Westbrook, at Washington, 3/29/21	35 points	14 rebounds	21 assists
71.	Russell Westbrook, at Washington, 5/3/21	14 points	21 rebounds	24 assists
72.	Russell Westbrook, vs. Washington, 5/8/21, OT	33 points	19 rebounds	15 assists
73.	LaMelo Ball, vs. Charlotte, 1/26/22	29 points	10 rebounds	13 assists
74.	Kevin Durant, at Brooklyn, 4/10/2022	20 points	10 rebounds	16 assists

* Playoff Game



SINGLE GAME TEAM RECORDS

FIELD GOALS MADE

Pacers High:	64
at Dallas:	1/5/87
Pacers High (Home):	60
vs. San Diego (MSA):	1/25/80
vs. Houston (MSA):	11/29/91
Pacers Low:	19
at New York:	12/10/85
Pacers Low (Home):	21
vs. San Antonio (MSA):	3/21/09
Opponents High:	65
at Golden State:	3/19/77
Opponents High (at Indiana):	60
San Antonio (MSA):	3/21/98
Opponents Low:	20
Portland:	2/8/06
Opponents Low (at Indiana):	22
Charlotte (MSA):	4/9/95
L.A. Clippers (BLF):	11/27/16

FIELD GOALS ATTEMPTED

Pacers High:	120
vs. New Orleans:	3/27/77
at Denver:	12/28/82
Pacers High (Home):	120
vs. New Orleans (MSA):	3/27/77
Pacers Low:	57
vs. Charlotte:	11/22/97
vs. Utah:	2/22/04
Pacers Low (Home):	57
vs. Charlotte (MSA):	11/22/97
vs. Utah (BLF):	2/22/04
Opponents High:	126
Denver:	3/5/91
Opponents High (at Indiana):	118
Houston (MSA):	10/31/79
Opponents Low:	57
at L.A. Lakers:	3/4/98
Opponents Low (at Indiana):	59
New York (MSA):	3/25/94

FIELD GOAL PERCENTAGE

Pacers High:	.667
at Minnesota (56-84):	10/24/17
Pacers High (Home):	.644
vs. Denver, (BLF) [56-87]:	11/9/10
Pacers Low:	.257
at New York [19-74]:	12/10/85
Pacers Low (Home):	.273
vs. San Antonio (MSA) [21-77]:	3/29/98
Opponents High:	.642
at Brooklyn [52-81]:	4/10/22
Opponents High (at Indiana):	.626
vs. Denver [50-80]:	3/30/22
Opponents Low:	.267
vs. Portland [20-75]:	2/8/06

3-PT FIELD GOALS MADE

Pacers High:	21
at Oklahoma City:	5/1/21
vs. Milwaukee:	5/13/21
Pacers High (Home):	19
vs. Milwaukee (BLF):	5/13/21
Pacers Low:	0
Several times (most recent: at San Antonio, 3/21/07)	
Pacers Low (Home):	0
Several times (most recent: vs. Boston (BLF), 1/30/07)	
Opponents High:	24
at Milwaukee:	3/22/21
vs. Charlotte:	1/26/22
Opponents High (at Indiana):	24
vs. Charlotte (GF):	1/26/22
Opponents Low:	0
Several times (most recent: at Philadelphia, 4/10/07)	
Opponents Low (at Indiana):	0
Several times (most recent: Orlando (BLF), 3/13/06)	

3-PT FIELD GOALS ATTEMPTED

Pacers High:	50
vs. New York:	1/2/21
at Milwaukee:	3/22/21
Pacers High (Home):	46
vs. Los Angeles Lakers:	11/24/21
Pacers Low:	0
Several times (most recent: at Chicago, 2/26/94)	
Pacers Low (Home):	0
Several times (most recent: vs. Phoenix (MSA), 1/24/87)	
Opponents High:	57
vs. Houston:	8/12/20
Opponents High (at Indiana):	48
vs. Dallas (OT):	10/26/16
Opponents Low:	0
Several times (most recent: Utah, 11/20/92)	
Opponents Low (at Indiana):	0
Several times (most recent: Utah (MSA), 11/20/92)	

3-PT FIELD GOAL PERCENTAGE

Pacers High:	1.000
vs. Atlanta [7-7]*:	1/20/95
Pacers High (Home):	1.000
vs. Atlanta (MSA) [7-7]*:	1/20/95
Pacers Low:	.000
vs. Charlotte, OT [0-12]:	12/9/00
Pacers Low (Home):	.000
vs. Charlotte (BLF) [0-12]:	12/9/00
Opponents High:	1.000
at Cleveland [4-4]:	10/25/80
Opponents High (at Indiana):	.857
vs. Chicago (MSA) [6-7]:	11/13/82
Opponents Low:	.000
at Golden State [0-15]:	12/6/96
Opponents Low (at Indiana):	.000
San Antonio (MSA) [0-11]:	11/25/87



SINGLE GAME TEAM RECORDS

FREE THROWS MADE

Pacers High:	44
vs. Kansas City	10/22/77
at New Jersey	4/16/91
vs. Milwaukee, 2OT	2/21/07
Pacers High (Home):	44
vs. Kansas City (MSA)	10/22/77
vs. Milwaukee (BLF)	2/21/07
Pacers Low:	2
at Charlotte	3/6/17
Pacers Low (Home):	3
vs. L.A. Clippers (BLF)	2/11/07
Opponents High:	46
at Phoenix	1/11/86
Opponents High (at Indiana):	41
vs. Utah (MSA)	3/25/83
Opponents Low:	2
at L.A. Lakers	1/19/18
Opponents Low (at Indiana):	4
vs. Miami (MSA)	2/19/95
vs. Detroit (BLF)	3/24/06
vs. Miami (BLF)	11/2/07
vs. Cleveland (BLF)	2/9/19

FREE THROWS ATTEMPTED

Pacers High:	56
at New York	11/24/84
Pacers High (Home):	55
vs. Milwaukee (MSA)	10/22/80
Pacers Low:	3
at Charlotte	3/6/17
Pacers Low (Home):	5
vs. Cleveland (BLF)	1/29/10
Opponents High:	59
at Denver	12/28/82
Opponents High (at Indiana):	51
New Jersey (MSA)	4/7/87
Opponents Low:	5
at Orlando	1/16/13
vs. Chicago	12/4/18
Opponents Low (at Indiana):	5
vs. Chicago (BLF)	12/4/18

FREE THROW PERCENTAGE

Pacers High:	1.000
at Washington [26-26]	3/1/06
Pacers High (Home):	1.000
vs. New York (MSA) [17-17]	4/8/90
Pacers Low:	.333
vs. L.A. Clippers [3-9]	2/11/07
Pacers Low (Home):	.333
vs. L.A. Clippers (BLF) [3-9]	2/11/07
Opponents High:	1.000
vs. Portland [30-30]	11/30/86
Opponents High (at Indiana):	1.000
vs. Portland (MSA) [30-30]	11/30/86
Opponents Low:	.308
vs. Detroit (BLF) [4-13]	3/24/06
vs. Miami (BLF) [4-13]	11/2/07

OFFENSIVE REBOUNDS

Pacers High:	34
vs. Milwaukee	3/17/93
Pacers High (Home):	34
vs. Milwaukee (MSA)	3/17/93
Pacers Low:	1
vs. Detroit	1/18/02
at Boston	3/3/06
Pacers Low (Home):	1
vs. Detroit (BLF)	1/18/02
Opponents High:	33
at Golden State	11/8/80
at Dallas	1/9/96
Opponents High (at Indiana):	30
vs. Seattle (MSA)	11/2/77
vs. San Antonio (MSA)	11/25/87
Opponents Low:	1
at L.A. Lakers	3/1/02
at Boston	3/12/10
Opponents Low (at Indiana):	2
vs. Orlando	11/28/14

DEFENSIVE REBOUNDS

Pacers High:	53
vs. Denver	1/23/89
Pacers High (Home):	53
vs. Denver (MSA)	1/23/89
Pacers Low:	12
at New Jersey	2/27/87
Pacers Low (Home):	17
vs. Houston (MSA)	3/30/80
vs. Milwaukee (BLF)	10/31/03
Opponents High:	52
vs. Cleveland	1/29/10
Opponents High (at Indiana):	52
vs. Cleveland (BLF)	1/29/10
Opponents Low:	11
at Charlotte	2/2/94
Opponents Low (at Indiana):	14
vs. Milwaukee (MSA)	11/25/94

TOTAL REBOUNDS

Pacers High:	75
vs. Denver	1/28/86
Pacers High (Home):	75
vs. Denver (MSA)	1/28/86
Pacers Low:	21
at Cleveland	12/9/06
Pacers Low (Home):	25
vs. Milwaukee (BLF)	10/31/03
vs. Milwaukee (BLF)	2/15/06
Opponents High:	75
at Golden State	11/8/80
Opponents High (at Indiana):	67
vs. Seattle (MSA)	11/2/77
Opponents Low:	22
vs. Cleveland (MSA)	3/29/95



SINGLE GAME TEAM RECORDS

ASSISTS

Pacers High:	45
at Dallas:	1/5/87
Pacers High (Home):	44
vs. Charlotte [MSA]:	2/17/92
vs. Charlotte [MSA]:	4/14/92
Pacers Low:	7
at San Antonio:	11/6/76
at Minnesota:	3/9/11
Pacers Low (Home):	8
vs. Orlando [BLF]:	11/20/04
vs. Orlando [BLF]:	1/24/12
Opponents High:	45
at Golden State:	12/5/16
Opponents High (at Indiana):	40
vs. Washington [MSA]:	2/4/84
Opponents Low:	6
vs. Portland:	3/13/12
Opponents Low (at Indiana):	6
vs. Portland [BLF]:	3/13/12

PERSONAL FOULS

Pacers High:	46
at Denver:	12/28/82
Pacers High (Home):	44
vs. Kansas City [MSA]:	10/22/77
Pacers Low:	8
at New Jersey:	11/3/84
at Philadelphia:	2/6/13
at Detroit:	1/3/17
Pacers Low (Home):	9
vs. Minnesota [BLF]:	11/13/15
Opponents High:	41
vs. Portland:	12/6/78
vs. Milwaukee:	2/14/85
Opponents High (at Indiana):	41
vs. Portland [MSA]:	12/6/78
vs. Milwaukee [MSA]:	2/14/85
Opponents Low:	7
at Milwaukee:	12/22/19
Opponents Low (at Indiana):	8
vs. Charlotte:	4/10/18

DISQUALIFICATIONS

Pacers High:	5
at New Jersey:	2/8/78
Pacers High (Home):	3
vs. Chicago [MSA]:	10/15/80
vs. Philadelphia [MSA]:	3/13/84
vs. New Jersey [MSA]:	12/17/88
vs. Dallas [BLF] 2OT:	2/5/02
Opponents High:	4
vs. Portland:	12/6/78
Opponents High (at Indiana):	4
vs. Portland [MSA]:	12/6/78

STEALS

Pacers High:	21
vs. Denver:	3/16/77
Pacers High (Home):	21
vs. Denver [MSA]:	3/16/77
Pacers Low:	0
at Charlotte:	3/5/14
Pacers Low (Home):	1
Several times (most recent: vs. Portland [BLF]):	10/20/17
Opponents High:	21
at Milwaukee:	1/2/77
at New Orleans:	1/8/16
Opponents High (at Indiana):	19
vs. New York [MSA]:	3/31/77
vs. New Jersey [MSA]:	4/17/83
Opponents Low:	0
vs. New York:	1/20/07
Opponents Low (at Indiana):	2
vs. New York [BLF]:	1/20/07

TURNOVERS

Pacers High:	36
at Atlanta:	10/18/79
Pacers High (Home):	33
vs. Kansas City [MSA]:	10/22/77
Pacers Low:	4
vs. Charlotte:	3/27/98
at Seattle:	11/28/04
at L.A. Lakers:	1/28/14
vs. Toronto:	3/16/15
vs. Dallas:	2/3/20
Pacers Low (Home):	4
vs. Toronto [BLF]:	3/16/15
vs. Dallas [BLF]:	2/3/20
Opponents High:	38
vs. Denver:	3/16/77
Opponents High (at Indiana):	38
vs. Denver [MSA]:	3/16/77
Opponents Low:	2
at Milwaukee*:	4/1/06
Opponents Low (at Indiana):	3
vs. Washington [BLF]:	2/25/03

BLOCKED SHOTS

Pacers High:	19
at Washington:	11/30/79
Pacers High (Home):	18
vs. Orlando [BLF]:	10/29/13
Pacers Low:	0
Several times (most recent: at Atlanta, 12/13/19):	
Pacers Low (Home):	0
Several times (most recent: vs. New York, 1/7/17):	
Opponents High:	20
at Washington:	2/26/87
Opponents High (at Indiana):	15
vs. Philadelphia [MSA]:	11/3/79
vs. Chicago [BLF]:	3/22/04
Opponents Low:	0
Several times (most recent: at Milwaukee, 2/15/22):	
Opponents Low (at Indiana):	0
Several times (most recent: Miami [BLF], 1/13/01):	



SINGLE GAME TEAM RECORDS

POINTS

Pacers High:	152
at Oklahoma City	5/1/21
Pacers High (Home):	145
vs. Denver [MSA]	3/7/91
Pacers Low:	55
vs. San Antonio	3/29/98
Pacers Low (Home):	55
vs. San Antonio [MSA]	3/29/98

Opponents High:	158
vs. Charlotte	1/26/22
Opponents High (at Indiana):	144
vs. Charlotte [GF]	1/26/22
Opponents Low:	59
vs. Portland	2/27/98
Opponents Low (at Indiana):	59
vs. Portland [MSA]	2/27/98



TEAM PERFORMANCES

SCORING BY QUARTERS

FIRST QUARTER

Pacers High:	47	vs. Cleveland	2/11/22
Pacers Low:	8	at Charlotte	3/5/14
Opponents High:	49	at Charlotte	2/2/18
Opponents Low:	9	at New Jersey	12/14/89
		vs. Detroit	1/20/04
		vs. Memphis	12/10/05
		vs. Miami	3/23/07
		at Detroit	2/23/13

SECOND QUARTER

Pacers High:	47	at Charlotte	2/2/94
Pacers Low:	7	vs. L.A. Clippers	11/10/04
Opponents High:	49	vs. Philadelphia	4/5/22
Opponents Low:	8	vs. Utah	11/29/89
		vs. Utah	12/19/12

FIRST HALF

Pacers High:	86	vs. Golden State	1/15/90
Pacers Low:	23	at Milwaukee	4/9/14
Opponents High:	83	at Milwaukee	3/22/21
Opponents Low:	24	vs. Dallas	2/13/98

STREAKS

WINNING

Overall:	9	11/22/02 - 11/22/02
		10/29/13 - 11/15/13
Home:	25	11/26/99 - 3/9/00
Road:	7	10/29/03 - 11/24/03

MARGINS

HOME

Widest Victory:	65	vs. Portland, 2/27/98 [124-59]
Widest Defeat:	37	vs. Golden State, 11/21/16 [83-120]

ROOKIE RECORDS

GAME

Minutes:	56	Jamaal Tinsley, vs. Dallas, 20T2/5/02
Points:	42	Chuck Person, at Phoenix, 2/11/87
Total Rebounds:	21	Clark Kellogg, vs. Detroit, 2/2/83
Assists:	23	Jamaal Tinsley, vs. Wash. 11/22/01
Steals:	7	Dudley Bradley, at San Ant. 10/27/79
Blocks:	9	Herb Williams, vs. L.A. Lakers 1/15/82

THIRD QUARTER

Pacers High:	54	vs. Denver	11/9/10
Pacers Low:	8	at Boston	11/6/96
		vs. Minnesota	12/23/06
		vs. Miami	10/23/21
Opponents High:	46	at Boston	3/30/83
Opponents Low:	7	at New Orleans	12/22/12

FOURTH QUARTER

Pacers High:	46	vs. San Antonio	1/23/80
		vs. Golden State	1/16/08
		vs. Philadelphia	8/1/20
Pacers Low:	8	at Sacramento	1/18/12
		vs. Oklahoma City	4/5/13
Opponents High:	47	at Golden State	3/19/77
Opponents Low:	5	vs. Toronto	11/13/12

SECOND HALF

Pacers High:	85	vs. Denver	11/9/10
Pacers Low:	21	vs. San Antonio	3/29/98
		vs. Minnesota	12/23/06
Opponents High:	87	vs. Charlotte	1/26/22
Opponents Low:	23	vs. Cleveland	12/12/12

OVERTIME

Pacers High:	23	vs. Golden State	3/31/91
Pacers Low:	0*	at Portland	3/10/97
Opponents High:	20	L.A. Clippers	12/19/08
Opponents Low:	0*	at Vancouver	12/1/00

LOSING

Overall:	12	2/16/83 - 3/11/83
		3/14/85 - 4/3/85
		1/26/89 - 2/23/89
Home:	9	2/4/83 - 3/11/83
Road:	28	2/18/83 - 12/21/83

AWAY

Widest Victory:	57	at Oklahoma City, 5/1/21 [152-95] *
Widest Defeat:	59	at Golden State, 3/19/77 [91-150]

*NBA Record

SEASON

Minutes:	2,956 [36.0 mpg]	Chuck Person...1986-87
Points:	1,625 [20.1 ppg]	Clark Kellogg ... 1982-83
Field Goal Pct.:	.576 [106-184 FG]	David Harrison .2004-05
Free Throw Pct.:	.852 [46-54 FT]	Bill Martin 1985-86
Total Rebounds:	860 [10.6 rpg]	Clark Kellogg.... 1982-83
Assists:	647 [8.1 apg]	Jamaal Tinsley .2001-02
Steals:	211 [2.6 spg]	Dudley Bradley .1979-80
Blocks:	178 [2.2 bpg]	Herb Williams...1981-82



TEAM STATISTICS

OFFENSE

YEAR	G	3-POINT			FTM-FTA	PCT	OR	DR	TR	AVG	AST	PF-DQ	ST	TO	BS	PTS	AVG		
		FGM-FGA	PCT	FGM-FGA															
1976-77	82	3522-7840	449	---	---	1714-2297	746	1409	2584	3993	48.7	2009	2030-37	924	1609	458	8758	106.8	
1977-78	82	3500-7783	450	---	---	1904-2564	743	1386	2624	4010	48.9	1982	2230-53	808	1642	456	8904	108.6	
1978-79	82	3575-7525	475	---	---	1759-2317	759	1225	2530	3755	45.8	2005	2093-41	687	1536	416	8909	108.6	
1979-80	82	3639-7689	473	88-314	.280	1753-2333	751	1398	2326	3724	45.4	2148	1973-37	900	1517	530	9119	111.2	
1980-81	82	3491-7245	482	30-169	.178	1815-2540	715	1325	2267	3592	43.8	2091	2006-26	833	1490	494	8827	107.6	
1981-82	82	3332-7164	465	103-316	.326	1612-2176	741	1141	2372	3513	42.8	1897	2041-23	753	1393	494	8379	102.2	
1982-83	82	3707-7723	480	50-236	.212	1447-1910	758	1299	2294	3593	43.8	2150	2086-27	755	1535	411	8911	108.7	
1983-84	82	3447-7130	483	48-207	.232	1624-2119	766	1002	2398	3400	44.8	2169	2061-20	834	1525	398	8566	104.5	
1984-85	82	3489-7324	476	30-155	.194	1871-2516	744	1198	2623	3821	46.6	1945	2237-25	625	1622	366	8879	108.3	
1985-86	82	3441-7150	481	23-143	.161	1614-2183	739	1138	2613	3751	45.7	2159	2135-15	659	1515	381	8519	103.9	
1986-87	82	3454-7324	472	94-316	.297	1696-2170	782	1132	2464	3596	43.9	2170	2097-36	697	1276	311	8698	106.1	
1987-88	82	3436-7154	480	163-485	.336	1546-1982	780	1078	2457	3535	43.1	1977	2038-20	619	1318	345	8581	104.6	
1988-89	82	3385-6945	487	202-615	.328	1795-2275	789	1065	2497	3562	43.4	2012	2105-48	563	1547	418	8767	106.9	
1989-90	82	3381-6807	497	294-770	.382	1906-2335	816	940	2388	3328	40.6	2023	1972-32	552	1342	350	8962	109.3	
1990-91	82	3450-6994	493	249-749	.332	2010-2479	811	1018	2376	3394	41.4	2181	2088-16	658	1355	357	9159	111.7	
1991-92	82	3498-7079	494	333-940	.354	1868-2364	790	1083	2564	3647	44.5	2398	2137-25	705	1402	393	9197	112.2	
1992-93	82	3371-7022	480	257-789	.326	1837-2399	766	1220	2455	3675	44.8	2169	2061-17	615	1256	403	8836	107.8	
1993-94	82	3167-6516	486	184-500	.368	1762-2387	738	1130	2409	3539	43.2	2055	1974-19	706	1440	457	8280	101.0	
1994-95	82	2983-6248	477	374-985	.380	1796-2390	751	1051	2290	3341	40.7	1877	1939-16	703	1340	363	8136	99.2	
1995-96	82	2979-6205	480	363-973	.373	1823-2416	755	1010	2262	3272	39.9	1917	2031-17	579	1335	323	8144	99.3	
1996-97	82	2851-6254	456	430-1130	.381	1687-2336	722	1029	2390	3419	41.7	1750	1977-22	585	1338	394	7819	95.4	
1997-98	82	2921-6223	469	401-1029	.390	1631-2136	764	874	2348	3222	39.3	1889	1859-23	645	1168	368	7874	96.0	
1998-99	50	1731-3866	448	294-799	.368	977	1228	796	574	1452	2026	40.5	1005	1082-7	316	649	223	4733	94.7
1999-00	82	3047-6640	459	583-1487	.392	1629-2008	811	842	2612	3454	42.1	1857	1786-6	559	1159	422	8306	101.3	
2000-01	82	2828-6431	440	396-1159	.342	1539-2009	766	921	2595	3516	42.9	1763	1926-26	563	1244	487	7591	92.6	
2001-02	82	2935-6580	446	405-1195	.339	1663-2155	772	930	2568	3498	42.7	1884	1876-31	658	1249	436	7938	96.8	
2002-03	82	2911-6608	441	379-1119	.339	1739-2271	766	1004	2622	3626	44.2	1910	1811-18	696	1210	443	7940	96.8	
2003-04	82	2753-6322	435	449-1281	.351	1538-2014	764	965	2452	3417	41.7	1774	1709-8	726	1182	411	7493	91.4	
2004-05	82	2668-6169	432	542-1575	.344	1748-2206	792	868	2418	3286	40.1	1489	1890-24	615	1173	357	7626	93.0	
2005-06	82	2786-6274	444	536-1536	.349	1591-2158	737	898	2559	3457	42.2	1631	1821-16	598	1254	409	7699	93.9	
2006-07	82	2872-6560	438	481-1389	.346	1615-2125	760	989	2441	3430	41.8	1680	1912-17	598	1335	447	7840	95.6	
2007-08	82	3102-6993	444	755-2021	.374	1568-2042	768	904	2633	3537	43.1	1864	1921-32	623	1236	412	8527	104.0	
2008-09	82	3220-7080	455	652-1725	.378	1525-1890	807	924	2661	3585	43.7	1775	1895-20	573	1189	434	8617	105.1	
2009-10	82	3020-6823	443	659-1896	.348	1584-2019	775	785	2618	3403	41.5	1730	1848-16	585	1232	429	8263	100.8	
2010-11	82	3003-6787	442	585-1653	.354	1592-2035	782	914	2657	3571	43.5	1611	1782-9	584	1262	456	8183	99.8	
2011-12	66	2354-5375	438	392-1064	.368	1349-1724	782	826	2070	2896	43.9	1228	1430-5	523	925	357	6449	97.7	
2012-13	81	2845-6525	436	555-1599	.347	1429-1915	746	1043	2671	3714	45.9	1645	1623-7	580	1227	513	7674	94.7	
2013-14	82	2949-6573	449	550-1542	.357	1485-1907	779	834	2831	3665	44.7	1651	1675-7	550	1237	446	7933	96.7	
2014-15	82	2998-6824	439	612-1740	.352	1373-1817	756	856	2822	3678	44.9	1757	1742-4	505	1147	375	7981	97.3	
2015-16	82	3142-6985	450	663-1889	.351	1430-1872	764	847	2779	3626	44.2	1741	1641-7	742	1219	391	8377	102.2	
2016-17	82	3221-6931	465	709-1885	.376	1467-1811	810	742	2702	3444	44.0	1844	1597-7	669	1130	409	8618	105.1	
2017-18	82	3345-7083	472	741-2010	.369	1225-1573	779	788	2684	3472	42.3	1819	1544-3	721	1088	340	8656	105.6	
2018-19	82	3390-7135	475	779-2081	.374	1298-1727	752	762	2766	3528	43.0	2128	1594-6	713	1122	404	8857	108.0	
2019-20	73	3075-6457	476	743-2046	.363	1096-1393	787	636	2489	3125	42.8	1888	1445-10	543	967	376	7989	109.4	
2020-21	72	3115-6567	474	889-2445	.364	1183-1493	792	648	2424	3072	42.7	1973	1453-15	611	975	460	8302	115.3	
2021-22	82	3398-7338	463	997-2899	.344	1347-1754	768	925	2671	3596	43.9	2081	1675-12	582	1183	457	9140	111.5	



TEAM STATISTICS

DEFENSE

YEAR	G	3-POINT			FTM-FTA	PCT	OR	DR	TR	AVG	AST	PF-DQ	ST	TO	BS	PTS	AVG	
		FGM-FGA	PCT	FGM-FGA														
1976-77	82	3599-7629	472	---	---	1705-2252	.757	1378	2770	4148	50.6	2097	2043-23	715	1792	466	8903	108.6
1977-78	82	3634-7663	474	---	---	1841-2455	.750	1350	2793	4143	50.5	2259	2135-39	727	1762	466	9109	111.1
1978-79	82	3586-7449	481	---	---	1868-2416	.773	1299	2605	3904	47.6	2178	2091-30	677	1618	437	9040	110.2
1979-80	82	3693-7545	489	56-228	.246	1734-2295	.756	1394	2552	3946	48.1	2323	2028-26	738	1758	470	9176	111.9
1980-81	82	3457-7071	489	41-179	.229	1757-2290	.767	1246	2407	3653	44.5	2113	2064-27	695	1655	439	8712	106.2
1981-82	82	3470-7062	491	34-183	.186	1558-2133	.730	1204	2598	3802	46.4	2053	2016-14	678	1517	397	8532	104.0
1982-83	82	3768-7284	517	40-142	.282	1815-2413	.752	1206	2564	3770	46.0	2237	1886-17	761	1643	439	9391	114.5
1983-84	82	3552-7175	495	29-146	.199	1828-2415	.757	1194	2564	3758	45.8	2117	1930-15	761	1587	444	8961	109.3
1984-85	82	3628-7332	495	64-200	.320	2068-2707	.764	1098	2583	3681	44.9	2242	2072-25	777	1424	523	9388	114.5
1985-86	82	3372-7123	473	73-275	.265	1975-2571	.768	1050	2479	3529	43.0	2057	1909-14	745	1315	445	8792	107.2
1986-87	82	3344-6969	480	103-345	.299	1960-2584	.759	1117	2584	3701	45.1	2019	1852-14	660	1416	472	8751	106.7
1987-88	82	3335-7060	472	118-368	.321	1858-2446	.760	1160	2500	3660	44.6	1933	1859-8	700	1269	407	8646	105.4
1988-89	82	3453-7400	467	167-547	.305	2036-2606	.781	1288	2312	3600	43.9	2034	2029-15	836	1206	389	9109	111.1
1989-90	82	3486-7225	482	173-541	.320	1804-2395	.753	1173	2297	3470	42.3	1945	2021-16	716	1189	321	8949	109.1
1990-91	82	3577-7299	490	186-609	.305	1851-2490	.743	1202	2313	3515	42.9	2063	2037-21	729	1260	353	9191	112.1
1991-92	82	3425-7312	468	216-640	.338	1976-2627	.752	1241	2325	3566	43.5	2165	1984-21	816	1247	386	9042	110.3
1992-93	82	3262-6955	469	216-706	.306	1957-2635	.743	1189	2345	3534	43.1	1987	1979-28	693	1178	387	8687	106.1
1993-94	82	2978-6614	450	273-815	.335	1768-2422	.730	1132	2153	3285	40.1	1902	1986-23	826	1340	389	7997	97.5
1994-95	82	2921-6408	456	475-1304	.364	1516-2089	.726	1048	2156	3204	39.1	1804	2058-24	691	1370	416	7833	95.5
1995-96	82	2841-6291	452	493-1368	.360	1703-2302	.740	1004	2051	3055	37.3	1726	2041-27	663	1259	420	7878	96.1
1996-97	82	2799-6357	440	449-1440	.347	1642-2182	.753	1004	2261	3265	39.8	1737	1952-29	693	1289	418	7739	94.4
1997-98	82	2788-6451	432	274-867	.316	1525-2096	.728	1114	2254	3368	41.1	1591	1847-19	644	1237	366	7375	89.9
1998-99	50	1706-3935	434	206-634	.325	928-1227	.756	626	1426	2052	41.0	955	1127-8	357	652	238	4546	90.9
1999-00	82	3113-6982	446	329-1006	.327	1374-1821	.755	1040	2545	3585	43.7	1735	1910-18	610	1126	323	7929	96.7
2000-01	82	2829-6683	423	377-1121	.336	1572-2074	.758	1042	2495	3537	43.1	1695	1882-13	589	1115	387	7607	92.8
2001-02	82	2977-6800	438	418-1200	.348	1544-2062	.749	1048	2514	3562	43.4	1771	1885-15	618	1173	466	7916	96.5
2002-03	82	2860-6690	428	407-1197	.340	1527-1992	.767	1006	2458	3464	42.2	1696	1923-21	620	1258	513	7654	93.3
2003-04	82	2671-6180	432	329-1014	.324	1350-1800	.750	867	2423	3290	40.1	1649	1794-18	582	1301	512	7021	85.6
2004-05	82	2768-6284	440	391-1071	.365	1637-202	.743	972	2416	3388	41.3	1540	1883-26	549	1142	398	7564	92.2
2005-06	82	2831-6504	435	371-1083	.343	1511-2060	.733	968	2416	3384	41.3	1520	1800-13	661	1112	399	7544	92.0
2006-07	82	2931-6416	457	437-1175	.372	1741-2311	.753	915	2498	3413	41.6	1642	1942-24	644	1288	410	8040	98.0
2007-08	82	3093-6817	454	606-1571	.386	1850-2443	.757	929	2800	3729	45.5	1820	1782-11	663	1297	416	8642	105.4
2008-09	82	3141-6862	458	569-1519	.375	1857-2431	.764	909	2708	3617	44.1	1731	1692-9	635	1151	444	8708	106.2
2009-10	82	3113-6875	453	510-1405	.363	1774-2346	.756	969	2852	3821	46.6	1694	1709-11	654	1227	414	8510	103.8
2010-11	82	3071-6837	449	511-1423	.359	1618-2157	.750	931	2618	3549	43.3	1670	1758-8	615	1143	467	8271	100.9
2011-12	66	2305-5304	435	442-1259	.351	1179-1617	.729	794	1998	2792	42.3	1292	1428-8	433	985	398	6231	94.4
2012-13	81	2797-6657	420	440-1344	.327	1314-1728	.760	909	2401	3310	40.9	1555	1777-14	611	1096	459	7348	90.7
2013-14	82	2850-3785	420	538-1561	.345	1334-1768	.755	855	2521	3376	41.2	1525	1793-6	593	1120	378	7572	92.3
2014-15	82	1949-6784	435	591-1713	.345	1469-1951	.753	800	2704	3504	42.7	1633	1754-11	617	1045	386	7958	97.0
2015-16	82	3065-6962	440	679-2035	.334	1428-1901	.751	877	2774	3651	44.5	1707	1676-10	634	1297	366	8237	100.5
2016-17	82	3115-6909	451	849-2389	.355	1557-1974	.789	879	2751	3630	44.3	1832	1599-8	661	1225	407	8636	105.3
2017-18	82	3230-6953	465	870-2496	.349	1213-1602	.757	838	2685	3523	43.0	1905	1514-5	577	1271	428	8543	104.2
2018-19	82	3177-7059	450	932-2633	.354	1298-1718	.756	862	2718	3580	43.7	2006	1642-6	608	1284	425	8584	104.7
2019-20	73	2883-6459	446	837-2455	.341	1243-1577	.788	757	2545	3302	45.2	1686	1373-8	504	1071	335	7846	107.5
2020-21	72	3076-6576	468	828-2265	.366	1325-1695	.782	813	2555	3368	46.8	1877	1306-5	535	1066	381	8305	115.3
2021-22	82	3485-7212	483	985-2645	.372	1470-1845	.797	833	2702	3535	43.1	2058	1575-3	664	1087	401	9425	114.9



RECORD BREAKDOWN

OVERALL

YEAR	HOME	ROAD	OVERTIME	OFFENSE		DEFENSE	
				100+	-100	100+	-100
1976-77	25-16	11-30	0-2	31-33	5-13	15-43	21-3
1977-78	21-20	10-31	3-3	27-36	4-15	22-46	9-5
1978-79	25-16	13-28	1-0	36-33	2-11	29-40	9-4
1979-80	26-15	11-30	4-2	34-36	3-9	29-40	8-5
1980-81	27-14	17-24	1-1	43-26	1-12	28-35	16-3
1981-82	25-16	10-31	1-4	30-23	5-24	17-40	18-7
1982-83	14-27	6-35	1-4	17-43	3-19	15-60	5-2
1983-84	20-21	6-35	2-2	22-31	4-25	16-50	10-6
1984-85	16-25	6-35	2-1	20-47	2-13	16-59	6-1
1985-86	19-22	7-34	0-1	23-29	3-27	13-50	13-6
1986-87	28-13	13-28	5-2	35-20	6-21	24-34	17-7
1987-88	25-16	13-28	0-1	31-27	7-17	21-37	17-7
1988-89	20-21	8-33	3-3	26-33	2-21	18-53	10-1
1989-90	28-13	14-27	4-4	38-28	4-12	26-38	16-2
1990-91	29-12	12-29	2-3	40-29	1-12	35-38	6-3
1991-92	26-15	14-27	5-5	39-36	1-6	28-41	12-1
1992-93	27-14	14-27	2-0	39-25	2-16	22-33	19-8
1993-94	29-12	18-23	1-2	41-7	6-28	14-20	33-15
1994-95	33-8	19-22	3-1	32-6	20-24	10-16	42-14
1995-96	32-9	20-21	1-1	35-4	17-26	13-19	39-11
1996-97	21-20	18-23	6-3	25-3	14-40	8-20	31-23
1997-98	32-9	26-15	4-1	25-0	33-24	9-16	49-18
1998-99	18-7	15-10	3-1	13-4	20-13	4-8	29-9
1999-00	36-5	20-21	1-1	39-7	17-19	17-19	39-7
2000-01	26-15	15-26	5-5	15-5	26-36	5-18	36-23
2001-02	25-16	17-24	3-4	21-11	21-29	9-24	33-16
2002-03	32-9	16-25	6-2	29-5	19-29	8-16	40-18
2003-04	34-7	27-14	3-2	19-1	42-20	1-4	60-17
2004-05	25-16	19-22	5-3	20-4	24-34	5-15	39-23
2005-06	27-14	14-27	0-2	15-5	26-36	3-17	38-24
2006-07	22-19	13-28	2-1	21-9	14-38	6-32	29-15
2007-08	21-20	15-26	1-2	32-21	4-25	20-39	16-7
2008-09	25-16	11-30	1-4	27-30	9-16	18-40	18-6
2009-10	23-18	9-32	0-1	26-16	6-34	15-38	17-12
2010-11	24-17	13-28	1-3	30-12	7-33	15-30	22-15
2011-12	23-10	19-14	4-2	26-5	16-19	5-12	37-12
2012-13	30-11	19-21	2-3	22-4	27-28	5-13	44-19
2013-14	35-6	21-20	4-0	28-2	28-24	7-14	49-12
2014-15	23-18	15-26	3-3	25-10	13-34	9-26	29-18
2015-16	26-15	19-22	1-7	30-17	15-20	13-31	32-6
2016-17	29-12	13-28	4-2	35-23	7-17	20-35	22-5
2017-18	27-14	21-20	3-0	39-16	9-18	22-30	26-4
2018-19	29-12	19-22	1-0	43-17	5-17	23-31	25-3
2019-20	25-11	20-17	3-1	45-17	0-11	33-26	12-2
2020-21	13-23	21-15	5-2	34-30	0-8	27-37	7-1
2021-22	16-25	9-32	4-4	24-44	1-13	17-53	8-4



RECORD BREAKDOWN

VS. CONFERENCES AND DIVISIONS

YEAR	EASTERN	ATLANTIC	CENTRAL	WESTERN	MIDWEST	PACIFIC
1976-77	22-20	13-6	9-14	14-26	9-11	5-15
1977-78	18-24	9-10	9-14	13-27	8-12	5-15
1978-79	24-18	7-12	17-6	14-26	6-10	8-16
1979-80	28-32	13-17	15-15	9-13	5-5	4-8
1980-81	32-26	15-14	17-12	12-12	9-3	3-9
1981-82	23-35	9-19	14-16	12-12	7-5	5-7
1982-83	12-46	6-22	6-24	8-16	4-8	4-8
1983-84	17-41	5-23	12-18	9-15	4-8	5-7
1984-85	14-44	7-21	7-23	8-16	5-7	3-9
1985-86	19-39	10-19	9-20	7-17	1-11	6-6
1986-87	28-30	15-14	13-16	13-11	7-5	6-6
1987-88	25-33	12-16	13-17	13-11	6-6	7-5
1988-89	15-41	7-19	8-22	13-13	6-6	7-7
1989-90	30-24	14-10	16-14	12-16	7-7	5-9
1990-91	27-27	12-11	15-16	14-14	8-6	6-8
1991-92	27-29	14-14	13-15	13-13	8-5	5-8
1992-93	27-29	16-12	11-17	14-12	4-8	10-4
1993-94	32-24	17-11	15-13	15-11	7-5	8-6
1994-95	35-21	17-11	18-10	17-9	7-5	10-4
1995-96	36-18	17-9	19-9	16-12	8-6	8-6
1996-97	22-32	11-15	11-17	17-11	9-5	8-6
1997-98	41-13	22-4	19-9	17-11	9-5	8-6
1998-99	30-15	15-8	15-7	3-2	2-0	1-2
1999-00	36-18	16-10	20-8	20-8	11-3	9-5
2000-01	29-25	14-12	15-13	12-16	5-9	7-7
2001-02	27-27	14-12	13-15	15-13	8-6	7-7
2002-03	35-19	16-10	19-9	13-15	7-7	6-8
2003-04	41-13	21-5	20-8	20-8	10-4	10-4

YEAR	EASTERN	ATLANTIC	CENTRAL	SOUTHEAST	WESTERN	SOUTHWEST	NORTHWEST	PACIFIC
2004-05	29-23	8-10	9-7	12-6	15-15	6-4	6-4	3-7
2005-06	24-28	9-9	6-10	9-9	17-13	4-6	6-4	7-3
2006-07	25-27	8-10	8-8	9-9	10-20	5-5	2-8	3-7
2007-08	24-28	10-8	5-11	9-9	12-18	3-7	6-4	3-7
2008-09	23-29	8-10	7-9	8-10	13-17	3-7	4-6	6-4
2009-10	23-29	11-7	6-10	6-12	9-21	2-8	3-7	4-6
2010-11	28-24	10-8	9-7	9-9	9-21	2-8	3-7	4-6
2011-12	29-19	11-7	9-4	9-8	13-5	4-2	5-1	4-2
2012-13	31-20	6-11	13-3	12-6	18-12	8-2	3-7	7-3
2013-14	38-14	15-3	12-4	11-7	18-12	5-5	6-4	7-3
2014-15	28-24	9-9	8-8	11-7	10-20	4-6	4-6	2-8
2015-16	30-22	13-5	8-8	9-9	15-15	6-4	4-6	5-5
2016-17	26-26	8-10	8-8	10-8	16-14	5-5	5-5	6-4
2017-18	32-20	11-7	10-6	11-7	16-14	4-6	3-7	9-1
2018-19	33-19	9-9	11-5	13-5	15-15	5-5	5-5	5-5
2019-20	28-19	9-7	8-7	11-5	17-9	5-4	7-3	5-2
2020-21	20-21	5-10	7-5	8-7	14-16	7-3	5-5	2-8
2021-22	11-41	5-13	2-14	4-14	14-16	6-4	4-6	4-6



TRANSACTIONS

1976

- 6/17 Indiana Pacers join the National Basketball Association as the American Basketball Association merges with the NBA
- 8/18 Signed free agent Darrell Elston
- 8/31 Signed free agent Freddie Lewis
- 9/14 Signed free agent Steve Green
- 10/4 Waived Travis Grant, Charles Jordan
- 10/25 Signed free agent Clyde Mayes
- 11/2 Acquired Mel Bennett from Philadelphia in exchange for a 1980 first-round draft pick
- 11/3 Signed free agent Jerome Anderson
- Waived Clyde Mayes
- 11/10 Signed free agent Rudy Hackett
- 11/24 Waived Darrell Elston
- 12/6 Waived Rudy Hackett

1977

- 1/17 Waived Jerome Anderson
- 2/1 Traded a first-round draft pick and a player to be named later to the New York Nets in exchange for John Williamson
- 2/4 Signed free agent Jerome Anderson
- 2/13 Waived Jerome Anderson
- 4/11 Traded Darnell Hillman to the New York Nets to complete the trade on 2/1
- 6/10 Selected Alonzo Bradley in the second round (29th overall), Stan Mayhew in the third round (51st overall), George Pendleton in the fourth round (73rd overall), Marvin Jackson in the fifth round (95th overall) and Tom Scheffer in the sixth round (117th overall) in the 1977 NBA Draft
- 8/12 Signed free agent Bobby Wilson
- 9/1 Traded Billy Knight to Buffalo in exchange for Mike Bantom and Adrian Dantley
- 9/6 Traded Don Buse to Phoenix in exchange for Ricky Sobers
- 10/14 Signed free agent Willie Smith
- 10/18 Acquired Johnny Neumann from Buffalo in exchange for a third-round draft pick and cash
- 10/20 Waived Willie Smith
- 12/8 Waived Bobby Wilson
- 12/13 Traded Adrian Dantley and Dave Robisch to the LA Lakers in exchange for James Edwards, Earl Tatum and cash
- 12/21 Traded Alonzo Bradley to Houston in exchange for Ron Behagen

1978

- 1/27 Traded John Williamson to New Jersey in exchange for Bob Carrington and future considerations
- 6/8 Acquired Johnny Davis and a first round draft pick from Portland in exchange for the Pacers' 1978 first-round draft pick
- 6/9 Selected Rick Robey in the first round (3rd overall), Wayne Radford in the second round (27th overall), Ricky Lee in the fourth round (71st overall), James Sparrow in the fifth round (92nd overall), Sherman Dillard in the sixth round (115th overall) and Ollie Matson Jr. in the seventh round (135th overall) in the 1978 NBA Draft
- 6/30 Acquired Corky Calhoun from Portland in exchange for a second-round draft pick
- 7/19 Traded Earl Tatum to Boston in exchange for a first-round draft pick and cash

- 7/28 Atlanta signed free agent Dan Roundfield (Pacers compensated with a 1979 first-round draft pick and cash)
- 8/7 Signed free agent Kevin Stacom (Boston was compensated with a third-round draft pick)
- 9/1 Traded Mel Bennett to Denver in exchange for future considerations
- 9/7 Waived Mike Flynn
- 9/11 Waived Ron Behagen
- 10/12 Waived Bob Carrington

1979

- 1/16 Traded Rick Robey to Boston in exchange for Billy Knight
- 2/9 Traded Kevin Stacom to Boston in exchange for cash
- 2/14 Signed free agent Brad Davis
- 6/25 Selected Dudley Bradley in the first round (13th pick), Tony Zeno in the second round (32nd overall), Don Newman in the fourth round (74th overall), Billy Reid in the fifth round (98th overall), Greg Guye in the sixth round (117th overall), Dirk Ewing in the seventh round (136th overall) and Brian Magid in the eighth round (157th overall) in the 1979 NBA Draft
- 7/17 Signed free agent Mickey Johnson
- 8/3 Signed free agent John Kuester
- 8/28 Traded Ricky Sobers to Chicago as compensation for signing Mickey Johnson
- 10/9 Acquired Clemon Johnson from Portland in exchange for a second-round draft pick
- 10/10 Waived Wayne Radford
- 10/20 Signed free agent Joe Hassett
- 10/22 Waived Brad Davis
- 11/1 Waived Corky Calhoun
- 11/15 Signed free agent Ron Carter
- Waived Tony Zeno
- 11/27 Traded Len Elmore to Kansas City for a future draft pick
- 12/5 Acquired Phil Chenier from Washington in exchange for future considerations
- Waived Ron Carter

1980

- 2/1 Traded Alex English and a first-round draft pick to Denver in exchange for George McGinnis
- 2/15 Signed free agent Ron Carter
- Waived Phil Chenier
- 2/25 Waived Ron Carter
- 5/28 Joe Hassett was selected by Dallas in the 1980 Expansion Draft
- 6/2 Named Jack McKinney head coach
- 6/10 Selected Louis Orr (29th overall), Kenny Natt (30th overall) and Dick Miller (40th overall) in the second round, Rich Branning in the fourth round (78th overall), Joe Galvin in the fifth round (100th overall), Randy Owens in the sixth round (124th overall), Charles Naddaff in the seventh round (146th overall), Steve Stielper in the eighth round (167th overall), Scott Rogers in the ninth round (186th overall) and John Bates in the 10th round (204th overall) in the 1980 NBA Draft
- 9/11 Traded Mickey Johnson to Milwaukee in exchange for George Johnson and a second-round draft pick
- 9/25 Waived John Kuester and Dick Miller
- 10/9 Signed free agent Jerry Sichter
- 11/11 Signed free agent Dick Miller
- 11/24 Waived Dick Miller

- 11/25 Acquired Don Buse from Phoenix in exchange for two second-round draft picks
- 12/11 Waived Kenny Natt
- 12/26 Signed free agent Tom Abernethy

1981

- 5/25 Cleveland signed free agent James Edwards (Pacers compensated with two second-round draft picks)
- 6/5 Acquired Tom Owens from Portland in exchange for a 1984 first-round draft pick
- 6/9 Selected Herb Williams in the first round (14th overall), Ray Blume (36th overall) and Al Leslie (37th overall) in the second round, Purvis Miller in the third round (60th overall), Rolando Frazier in the fourth round (83rd overall), George Peterson in the fifth round (106th overall), Robert Frank in the sixth round (129th overall), Larry McKinney in the seventh round (152nd overall), Len Hatzenbeller in the eighth round (174th overall), Scott Whitley in the ninth round (195th overall) and Rodney Benson in the 10th round (215th overall) in the 1981 NBA Draft
- 10/15 Acquired Butch Carter from the LA Lakers in exchange for a third-round draft pick
- 10/21 Signed free agent Raymond Townsend
- 12/22 Waived Raymond Townsend
- 12/25 Signed free agent Raymond Townsend

1982

- 1/20 Traded Mike Bantom to Philadelphia in exchange for cash
- 6/29 Selected Clark Kellogg in the first round (8th overall), Guy Morgan (40th overall) and Jose Slaughter (43rd overall) in the second round, Jeff Jones in the fourth round (77th overall), Rich DiBenedetto in the fifth round (100th overall), Jeff Clark in the sixth round (123rd overall), Brad Leaf in the seventh round (146th overall), Donald Reese in the eighth round (169th overall), Mike Searece in the ninth round (192nd overall) and Craig Summers in the 10th round (213th overall) in the 1982 NBA Draft
- 8/16 Signed free agent Marty Byrnes
- 9/27 Traded Tom Owens to Detroit in exchange for a second-round draft pick
- 10/10 Signed free agent John Duren
- 10/22 New York signed free agent Louis Orr (Pacers compensated with a second-round draft pick)
- 10/25 Acquired Brad Branson from Cleveland in exchange for a 1983 second-round draft pick
- 10/27 Waived George McGinnis
- 12/31 Traded Johnny Davis to Atlanta for a second-round draft pick, cash and future considerations

1983

- 1/7 Portland signed free agent Don Buse (Pacers compensated with cash and other considerations)
- 1/31 Waived Guy Morgan
- 2/15 Traded Clemon Johnson and a third-round draft pick to Philadelphia in exchange for Russ Schoene, a first and second-round draft pick



TRANSACTIONS

- 5/9 NBA Board of Governors approves the sale of the Indiana Pacers to Melvin and Herb Simon
- 6/28 Traded Mitchell Wiggins to Chicago in exchange for Sidney Lowe
- 6/28 Selected Steve Stipanovich in the first round (2nd overall), Leroy Combs (26th pick) and Jim Thomas (40th overall) in the second round, Terry Fair in the fourth round (72nd overall), Roger Steig in the fifth round (95th overall), Cliff Pruitt in the sixth round (118th overall), Tony Brown in the seventh round (141st overall) Ray McCallum in the eighth round (164th overall), Lynn Mitchem in the ninth round (186th overall) and Mark Smed in the 10th round (207th overall) in the 1983 NBA Draft
- 8/18 Acquired Granville Waiters from Portland in exchange for a second-round draft pick
- 9/6 Signed Jim Thomas and Granville Waiters to multi-year contracts
- 9/7 Waived Marty Byrne
- 9/14 George Irvine was promoted to Vice President/Director of Basketball Operations and Scotty Robertson was named assistant coach
- 9/17 Traded Billy Knight to New York in exchange for Vince Taylor and a 1984 first-round draft pick...Acquired Brook Steppe from Kansas City in exchange for a second-round draft pick
- 9/26 Signed Leroy Combs, Greg Jones and Ray McCallum to contracts
- 9/29 Waived John Duren
- 9/30 Signed free agent Kevin McKenna and Glen Gondrezick
- 10/4 Signed Steve Stipanovich to a multi-year contract
- 10/7 Acquired Hank McDowell from Portland in exchange for a 1986 third-round draft choice
Waived Jose Slaughter

1984

- 1/5 Signed Clark Kellogg to a multi-year contract
- 1/12 Signed free agent Tracy Jackson
- 2/18 Signed free agent Bruce Kuczenski
- 5/29 Named George Irvine head coach
- 6/12 Named Donnie Walsh assistant coach
- 6/19 Selected Vern Fleming in the first round (18th overall), Devin Durrant (25th overall) and Stuart Gray (29th overall) in the second round, Ralph Jackson in the fourth round (71st overall), Gene Smith in the fifth round (94th overall), Clyde Vaughan in the sixth round (117th overall), Kenton Edelin in the seventh round (140th overall), Tom Heitz in the eighth round (163rd overall), Brian Martin in the ninth round (185th overall) and Gary Carver in the 10th round (207th overall) in the 1984 NBA Draft
- 8/10 Signed Stuart Gray and Jeff Lamp to multi-year contracts
- 8/28 Signed Vern Fleming to a multi-year contract
- 9/14 Acquired Leo Rautins from Philadelphia in exchange for a future third-round draft pick
- 9/17 Traded Kevin McKenna to Houston in exchange for a second-round draft pick
- 9/28 Signed free agent Tony Brown
- 10/4 Waived Sidney Lowe, Leo Rautins

- 10/15 Waived Leroy Combs and Brook Steppe
- 10/19 Traded Butch Carter to New York in exchange for a second-round draft pick
- 10/22 Acquired Bill Garnett and Terrence Stansbury from Dallas in exchange for a first-round draft pick
- 10/24 Waived Kenton Edelin
- 11/7 Waived Ralph Jackson
- 12/15 George Johnson signed with Philadelphia (Pacers compensated with two second-round draft picks)

1985

- 1/10 Signed free agent Kenton Edelin
- 2/10 Indiana Pacers host 1985 NBA All-Star Game (at the Hoosier Dome)
- 3/25 Signed free agent Greg Kelsner
- 6/18 Selected Wayman Tisdale in the first round (2nd overall), Bill Martin (26th overall) and Dwayne McClain (27th overall) in the second round, Kenny Patterson in the third round (48th overall), Vince Hamilton in the fourth round (72nd overall), Kelvin Johnson (94th overall) and Ivan Daniels (111th overall) in the fifth round, Stu Primus in the sixth round (118th overall) and Jeff Acres in the seventh round (140th overall) in the 1985 NBA Draft
- 8/1 Traded Granville Waiters to Houston in exchange for a third-round draft pick
- 9/3 Acquired Quinn Buckner from Boston in exchange for a second-round draft pick
- 10/3 Traded Jerry Sichting to Boston in exchange for two second-round draft picks
- 10/4 Waived Devin Durrant
- 10/22 Waived Tony Brown
- 10/23 Acquired Clint Richardson from Philadelphia in exchange for two second-round draft picks
- 10/24 Waived Jim Thomas
- 12/10 Acquired Ron Anderson from Cleveland in exchange for a fourth-round pick

1986

- 1/15 Waived Quinn Buckner
 - 2/13 Signed Bryan Warrick as a free agent
 - 6/17 Selected Chuck Person in the first round (4th overall), Greg Dreiling in the second round (26th overall), Derrick Taylor in the fourth round (72nd overall), Richard Rellford in the fifth round (95th overall), Jeff Hall in the sixth round (118th overall) and Steve Woodside in the seventh round (141st overall) in the 1986 NBA Draft
 - 8/8 Named Jack Ramsay head coach
 - 9/18 Acquired Kyle Macy from Chicago in exchange for two second-round draft picks
 - 9/30 Waived Dwayne McClain
 - 10/2 Traded Terrence Stansbury and Russ Schoene to Seattle in exchange for John Long and future considerations... Signed free agent Walker Russell
 - 10/28 Waived Bill Martin
 - 12/29 Signed free agent Peter Verhoeven
- ### 1987
- 1/1 Signed free agent Michael Brooks
 - 1/10 Waived Peter Verhoeven
 - 1/21 Waived Michael Brooks
 - 6/22 Acquired Scott Skiles from Milwaukee in exchange for a second-round pick

- 6/22 Selected Reggie Miller in the first round (11th overall), Brian Rowsom in the second round (34th overall), Sean Couch in the third round (60th overall), Mike Milling in the fifth round (103rd overall), Gary Graham in the sixth round (126th overall) and Montel Hatcher in the seventh round (149th overall) in the 1987 NBA Draft
- 10/5 Signed free agent Clinton Wheeler
- 12/8 Waived Brian Rowsom
- 12/10 Waived Clint Richardson

1988

- 6/23 Clinton Wheeler was selected by Charlotte in the 1988 NBA Expansion Draft
- 6/28 Selected Rik Smits in the first round (2nd overall) and Herbert Crook (61st overall) and Michael Anderson (73rd overall) in the third round in the 1982 NBA Draft
- 8/1 Signed free agent Anthony Frederick
- 10/3 Traded Ron Anderson to Philadelphia in exchange for the draft rights to Everett Stephens
- 10/5 Signed free agent Richard Morton
- 11/14 Waived Richard Morton
- 11/17 Jack Ramsay resigns as head coach and named Mel Daniels interim head coach
- 11/21 Named George Irvine head coach

1989

- 1/5 Named Dick Versace head coach
- 2/2 Signed free agent Sedic Toney
- 2/12 Waived Sedic Toney
- 2/20 Traded Wayman Tisdale and second-round draft pick to Sacramento for LaSalle Thompson and Randy Wittman
Waived John Long
- 2/21 Traded Herb Williams to Dallas in exchange for Detlef Schrempf and a second-round draft pick
- 6/15 Scott Skiles was selected by Orlando in the 1989 NBA Expansion Draft
- 6/27 Traded Stuart Gray to Charlotte in exchange for the draft rights to Dyron Nix
- 6/27 Selected George McCloud in the first round (7th overall) of the 1989 NBA Draft
- 9/8 Signed free agent Mike Sanders
- 10/1 Signed free agent Rickey Green
- 10/6 Signed free agent Calvin Natt
- 10/31 Waived Everett Stephens

1990

- 6/27 Selected Antonio Davis (45th overall) and Kenny Williams (46th overall) in the second round in the 1990 NBA Draft
- 8/7 Signed free agent Micheal Williams
- 10/30 Waived Dyron Nix
- 12/20 Relieved Dick Versace as head coach and named Bob Hill head coach

1991

- 1/17 Signed free agent Byron Dinkins
- 1/22 Signed free agent Jawann Oldham
- 2/5 Waived Jawann Oldham
- 6/26 Selected Dale Davis in the first round (13th overall) and Sean Green in the second round (41st overall) in the 1991 NBA Draft
- 11/18 Waived Mike Sanders



TRANSACTIONS

1992

- 1/4 Signed free agent Jerome Lane
- 2/11 Waived Jerome Lane
- 6/24 Selected Malik Sealy in the first round [14th overall] in the 1992 NBA Draft
- 9/8 Traded Chuck Person and Michael Williams to Minnesota in exchange for Sam Mitchell and Pooh Richardson
- 10/6 Waived Randy Wittman

1993

- 6/7 Named Larry Brown head coach
- 6/30 Selected Scott Haskin in the first round [14th overall] in the 1993 NBA Draft
- 8/30 Named Billy King assistant coach and Billy Knight Director of Player Personnel
- 8/31 Signed free agent Haywoode Workman
- 10/11 Traded Sean Green to Philadelphia in exchange for a 1994 second-round draft pick
- 11/1 Traded Detlef Schrempf to Seattle in exchange for Derrick McKey and Gerald Paddio
- 11/29 Waived Gerald Paddio
- 12/6 Signed free agent Byron Scott

1994

- 4/5 Signed free agent Lester Conner
- 6/29 Hosted the 1994 NBA Draft at the Hoosier Dome
- 6/30 Traded Pooh Richardson, Malik Sealy and the draft rights to Eric Piatkowski to the L.A. Clippers in exchange for Mark Jackson and the draft rights to Greg Minor
- 8/4 Re-signed free agent Byron Scott
- 9/30 Signed free agent Duane Ferrell
- 10/7 Signed free agent John Williams

1995

- 3/4 Signed free agent Mark Strickland
- Waived John Williams
- 3/24 Signed free agent Greg Kite
- 6/24 Byron Scott was selected by Vancouver in the 1995 NBA Expansion Draft
- 6/28 Selected Travis Best in the first round [23rd overall] and Fred Holberg in the second round [52nd overall] in the 1995 NBA Draft
- 9/7 Name Herb Brown assistant coach
- 10/2 Signed free agents Eddie Johnson and Ricky Pierce
- 10/3 Re-signed free agent Haywoode Workman...Signed Damon Bailey to a qualifying contract
- 10/4 Signed Travis Best
- Signed Fred Holberg
- 10/5 Signed free agent Adrian Caldwell
- 10/18 Signed free agent Dwayne Schintzius

1996

- 6/13 Traded Mark Jackson, Ricky Pierce and a draft pick to Denver in exchange for Jalen Rose, Reggie Williams and a draft pick
- 6/26 Selected Erick Dampier in the first round [10th overall] and Mark Pope in the second round [52nd overall] in the 1996 NBA Draft
- 7/16 Re-signed free agent Dale Davis to a multi-year contract
- Re-signed free agent Antonio Davis to a multi-year contract
- 7/24 Signed Erick Dampier to a multi-year contract
- 8/16 Signed free agent Jerome Allen

- 9/27 Signed free agent Brent Scott
- Waived Scott Haskin
- 9/30 Re-signed free agent Reggie Miller to a multi-year contract
- 11/4 Traded Reggie Williams to New Jersey in exchange for Vincent Askew

1997

- 2/20 Traded Jerome Allen to Denver in exchange for Darvin Ham
- Traded Vincent Askew, Eddie Johnson and 1997 and 1998 second-round draft picks to Denver in exchange for Mark Jackson and LaSalle Thompson
- 4/30 Larry Brown resigns as head coach
- 5/8 Named Larry Bird head coach
- 6/10 Named Dick Harter and Rick Carlisle assistant coaches
- 6/25 Selected Austin Croshere in the first round [12th overall] in the 1997 NBA Draft
- 7/3 Signed Austin Croshere to a multi-year contract
- 7/10 Signed free agent Etrick Bohannon
- 8/12 Traded Erick Dampier and Duane Ferrell to Golden State in exchange for Chris Mullin
- 9/8 Signed free agent Mark West
- Signed Mark Pope

1998

- 6/24 Selected Al Harrington in the first round [25th overall] in the 1998 NBA Draft
- 6/26 Signed Al Harrington
- 7/15 Named Larry Bird Executive Vice President/Head Coach; David Kahn General Manager; Billy Knight Senior Vice President/Basketball

1999

- 1/21 Signed free agent Sam Perkins
- 2/19 Waived Haywoode Workman
- 6/30 Traded the draft rights to Vontaeo Cummings and a future first-round draft pick to Golden State in exchange for the draft rights to Jeff Foster
- 7/13 Signed Jeff Foster
- 8/1 Traded Antonio Davis to Toronto in exchange for the rights to Jonathan Bender
- 8/5 Signed Jonathan Bender to a multi-year contract
- 9/30 Signed free agent Zan Tabak
- 10/31 Waived Mark Pope

2000

- 6/28 Selected Primož Brezec in the first round [27th overall] and Jaquay Walls in the second round [56th overall] in the 2000 NBA Draft
- 7/20 Named Isiah Thomas head coach
- 8/1 Re-signed free agent Sam Perkins
- 8/2 Re-signed free agents Austin Croshere and Jalen Rose
- 8/9 Re-signed free agent Reggie Miller
- 8/22 Named Brendan Malone, Wayne "Tree" Rollins and Jim Stack assistant coaches
- 8/31 Traded Dale Davis to Portland in exchange for Jermaine O'Neal and Joe Kleine
- 9/12 Signed Gerald Brown, Jaquay Walls and Rex Walters...Waived Chris Mullin
- 9/27 Rik Smits announced his retirement
- 9/30 Named Vern Fleming assistant coach
- 10/2 Signed free agent Mitchell Butler
- 10/5 Signed free agent Terry Mills...Waived Gerald Brown, Jaquay Walls and Trevor

- Winter
- 10/21 Waived Mitchell Butler and Rex Walters
- 10/30 Waived Jimmy King

2001

- 6/18 Signed Primož Brezec to a multi-year contract
- 6/27 Selected Jamison Brewer in the second round [41st overall] in the 2001 NBA Draft
- 7/19 Acquired Jamaal Tinsley from the Atlanta Hawks in exchange for a future first-round draft pick
- 9/6 Signed free agent Carlos Rogers
- 9/17 Waived Sam Perkins
- 9/21 Signed Jamison Brewer and free agents Will Cunningham and Norm Richardson
- 9/26 Signed free agent Galen Young
- 10/15 Waived Will Cunningham and Galen Young
- 10/28 Waived Derrick McKey

2002

- 2/19 Acquired Ron Artest, Ron Mercer, Brad Miller and Kevin Ollie from the Chicago Bulls in exchange for Travis Best, Norm Richardson, Jalen Rose and a second-round draft pick
- 6/26 Selected Fred Jones in the first round [14th overall] in the 2002 NBA Draft
- Signed Fred Jones to a multi-year contract
- 9/11 Signed free agent Erick Strickland
- 9/24 Signed free agent Nate Green
- 9/27 Signed free agents Greg Foster, Andre Hutson, Oliver Miller, Rolan Roberts and Rodney Smith
- 10/2 Waived Andre Hutson, Rolan Roberts and Rodney Smith
- 10/24 Waived Greg Foster and Nate Green
- 10/28 Waived Oliver Miller
- 10/29 Signed Jeff Foster to an extension
- 10/31 Signed Ron Artest and Jonathan Bender to multi-year contract extensions
- 12/13 Hired Quinn Buckner as special consultant to the president

2003

- 3/14 Pacers Sports & Entertainment President Donnie Walsh signed a multi-year contract extension
- 3/27 Signed free agent Tim Hardaway
- 6/26 Selected James Jones in the second round [49th overall] in the 2003 NBA Draft
- 7/11 Named Larry Bird Pacers President of Basketball Operations and Donnie Walsh CEO/President of Pacers Sports & Entertainment
- 7/16 Re-signed free agent Jermaine O'Neal to a multi-year contract
- 7/18 Signed free agent Carl English
- 7/24 Acquired Scot Pollard from Sacramento and Danny Ferry from San Antonio in exchange for Brad Miller to Sacramento and Ron Mercer to San Antonio
- Signed free agent Anthony Johnson
- 8/8 Named Ron Rothstein assistant coach
- 8/20 Re-signed free agent Reggie Miller to a multi-year contract
- 8/21 Signed James Jones
- 8/27 Relieved Isiah Thomas as head coach
- 9/3 Named Rick Carlisle head coach
- 9/8 Signed free agent Omar Cook
- 9/9 Named Mike Brown associate head coach
- 9/19 Signed free agent Kenny Anderson



TRANSACTIONS

- Named Chad Forcier assistant coach
- Named Joe Ash Director of Scouting/Assistant to the President of Basketball Operations
- 9/29 Signed free agents Hiram Fuller, James Head and Mike Smith
- Waived Danny Ferry
- 10/2 Waived Hiram Fuller and James Head
- 10/14 Named Dan Burke assistant coach
- 10/22 Picked up the fourth-year contract options for Jamaal Tinsley and Primož Brezec
- 10/26 Waived Omar Cook, Carl English and Michael Smith

2004

- 6/24 Selected David Harrison in the first round (29th overall) and Rashad Wright in the second round (59th overall) in the 2004 NBA Draft
- 7/7 Signed David Harrison to a multi-year contract
- 7/15 Acquired Stephen Jackson from Atlanta in exchange for Al Harrington
- 7/16 Re-signed free agent Anthony Johnson to a multi-year contract
- 7/28 Signed free agent Eddie Gill
- 8/17 Named Kevin O'Neill assistant coach
- 9/14 Signed Rashad Wright and free agent John Edwards
- 9/20 Signed free agent Desmon Farmer
- 9/28 Signed free agent Randy Holcomb
- 10/28 Picked up the fourth-year contract option for Fred Jones
- Waived Desmon Farmer, Randy Holcomb and Rashad Wright
- 11/25 Placed Ron Artest, Stephen Jackson, Anthony Johnson and Jermaine O'Neal on the suspended list
- Signed free agents Tremaine Fowlkes and Britton Johnsen
- 12/1 Signed free agent Marcus Haislip
- 12/2 Activated Anthony Johnson from the suspended list
- 12/7 Waived Britton Johnsen
- 12/13 Signed free agent Michael Curry
- Waived Tremaine Fowlkes
- 12/24 Activated Jermaine O'Neal from the suspended list
- Waived Marcus Haislip

2005

- 1/26 Activated Stephen Jackson from the suspended list
- 3/4 Signed free agent Dale Davis
- Waived Michael Curry
- 6/7 Named Chuck Person assistant coach
- 6/28 Selected Danny Granger in the first round (17th overall) and Erazem Lorbek in the second round (46th overall) in the 2005 NBA Draft
- 7/7 Signed Danny Granger
- 8/11 Signed free agent Sarunas Jasikevicius
- 8/15 Waived Reggie Miller
- 8/25 Acquired a future second-round draft pick from the Phoenix Suns in exchange for James Jones
- 8/31 Named Josh Corbell Head Physical Therapist/Athletic Trainer
- Named Shawn Windle Head Strength and Conditioning Coach
- Named Carl Eaton Assistant Athletic Trainer
- 10/3 Signed free agents Damone Brown, Jimmie Hunter, Desmon Farmer and Samaki Walker
- 10/16 Waived Desmon Farmer
- 10/27 Waived Damone Brown and Jimmie Hunter

2006

- 1/5 Waived Samaki Walker
- 1/25 Acquired Peja Stojakovic from the Sacramento Kings in exchange for Ron Artest
- 6/14 Waived Jonathan Bender
- 6/28 Selected Shawne Williams in the first round (17th overall) and Alexander Johnson in the second round (45th overall) in the 2006 NBA Draft...
- Traded the rights to Johnson to Portland in exchange for the rights to James White and two future second-round picks
- 7/6 Signed Shawne Williams and James White to multi-year contracts
- 7/7 Picked up the fourth-year contract options on Danny Granger and David Harrison
- 7/9 Claimed Orien Greene off waivers
- 7/12 Acquired Marquis Daniels from Dallas in exchange for Austin Croshere
- Traded Peja Stojakovic to New Orleans/Oklahoma City along with cash considerations, in exchange for draft rights to Andrew Betts
- 7/24 Acquired Darrell Armstrong, Rawle Marshall and Josh Powell from Dallas in exchange for Anthony Johnson
- 7/28 Signed Maceo Baston
- 8/22 Acquired Al Harrington and John Edwards from Atlanta in exchange for a future first-round draft pick
- 8/29 Signed Jimmie Hunter to a free agent contract
- Named Johnny Davis and Leonard Perry as assistant coaches
- 10/2 Signed Sean Lampley
- 10/5 Signed Rick Carlisle to an contract extension/named him Executive Vice President of Basketball Operations
- 10/30 Released Jimmie Hunter, Sean Lampley, John Edwards and James White

2007

- 1/17 Acquired Ike Diogu, Mike Dunleavy, Keith McLeod and Troy Murphy from Golden State in exchange for Al Harrington, Stephen Jackson, Sarunas Jasikevicius and Josh Powell
- Announced that Rick Carlisle would not return as head coach
- 5/31 Named Jim O'Brien head coach
- 6/13 Named Lester Conner, Jay DeFruscio, Dick Harter, and Frank Vogel assistant coaches
- Announced Dan Burke would remain as assistant coach
- 6/20 Waived Orien Greene
- 6/28 Acquired Stanko Barac from Miami in exchange for a 2009 second-round draft pick
- 7/3 Signed free agents Kareem Rush, Stephen Graham and Andre Owens
- 7/23 Signed free agent Travis Diener
- 10/1 Waived Darrell Armstrong
- 10/2 Signed free agents Lukasz Obrzut and Courtney Sims
- 10/25 Waived Lukasz Obrzut and Courtney Sims
- 10/29 Re-signed Courtney Sims
- 12/4 Waived Courtney Sims
- 12/12 Re-signed Courtney Sims
- 12/29 Waived Courtney Sims

2008

- 3/1 Signed Ronald "Flip" Murray
- 4/1 Named co-owner Herb Simon Chairman and Chief Executive Officer;

- 5/7 Named David Morway General Manager
- 6/26 Selected Jerryd Bayless in the first round (11th overall) and Nathan Jawai (41st overall) in the 2008 NBA Draft
- 7/9 Acquired Maceo Baston, T.J. Ford, Rasho Nesterovic and the rights to Roy Hibbert from Toronto in exchange for Jermaine O'Neal and the rights to Nathan Jawai
- Acquired Jarrett Jack, Josh McRoberts and the rights to Brandon Rush from Portland in exchange for Ike Diogu and the rights to Jerryd Bayless
- 7/11 Signed Roy Hibbert and Brandon Rush to multi-year contracts
- 9/29 Signed Austin Croshere
- 9/30 Signed Josh Davis
- 10/13 Traded Shawne Williams to Dallas in exchange for Eddie Jones, two future draft picks and cash considerations

2009

- 6/25 Selected Tyler Hansbrough in the first round (13th overall) and A.J. Price in the second round (52nd overall) in the 2009 NBA Draft
- 7/6 Signed Tyler Hansbrough to a multi-year contract
- 7/14 Signed free agent Dahntay Jones
- 7/22 Re-signed Josh McRoberts
- Waived Jamaal Tinsley
- 7/28 Signed free agent Earl Watson
- 7/30 Signed free agent Solomon Jones
- 9/3 Signed A.J. Price
- 9/17 Signed Luther Head
- 9/25 Signed Jim O'Brien to a contract extension; signed free agents Rod Benson, Demetris Nichols and Lawrence Roberts

2010

- 3/1 Waived Travis Diener
- 6/17 Named Walter McCarty as assistant coach
- 6/24 Selected Paul George in the first round (14th overall) and Lance Stephenson (40th overall) and Ryan Reid (57th overall) in the 2010 NBA Draft...
- traded the draft rights to Ryan Reid to Oklahoma City for the draft rights to Magnum Rolle
- 6/30 Named Vitaly Potapenko as assistant coach
- 7/1 Signed Paul George to a multi-year contract
- 7/22 Signed Lance Stephenson
- 8/11 Acquired Darren Collison and James Posey from New Orleans...traded Troy Murphy to New Jersey
- 9/27 Signed Magnum Rolle and Lance Allred
- 9/30 Picked up the fourth-year contract option on Roy Hibbert

2011

- 1/30 Relieved Jim O'Brien of his duties as Head Coach and named Frank Vogel Interim Head Coach
- 6/23 Selected Kawhi Leonard in the first round (15th overall) and Davis Bertans in the second round (42nd overall) in the 2011 NBA Draft...traded the draft rights to Kawhi Leonard, Davis Bertans and Erazem Lorbek to San Antonio for George Hill



TRANSACTIONS

- 7/6 Named Frank Vogel Head Coach
- 7/18 Named Brian Shaw as Associate Head Coach...Named Jim Boylen as an assistant coach...Announced that Dan Burke would remain as an assistant coach
- 12/10 Re-signed Jeff Foster...signed free agents Jeff Pendergraph, Jarrid Famous, Tyren Johnson, Darnell Lazare and Matt Rogers
- 12/12 Waived James Posey pursuant to the Amnesty provision of the CBA
- 12/13 Signed free agent David West
- 12/18 Acquired Louis Amundson from Golden State in exchange for Brandon Rush

2012

- 3/15 Acquired Leandro Barbosa from Toronto in exchange for a second round draft pick and cash considerations
- 3/21 Announced Jeff Foster has retired from the NBA
- 3/23 Signed free agent Kyrylo Fesenko
- 6/26 General Manager David Morway announces resignation
- 6/27 Announced Larry Bird will not be returning...named Donnie Walsh President of Basketball Operations and Kevin Pritchard as General Manager
- 6/28 Selected Miles Plumlee in the first round (26th overall) of the 2012 NBA Draft...acquired Orlando Johnson from Sacramento in exchange for cash considerations
- 7/5 Signed Miles Plumlee to a multi-year contract
- 7/12 Signed free agent Gerald Green Acquired Ian Mahinmi from the Dallas Mavericks in exchange for Darren Collison and Dahntay Jones
- 7/13 Re-signed Roy Hibbert and George Hill Signed D.J. Augustin
- 9/4 Signed free agent Sam Young
- 9/5 Signed free agent Sundiata Gaines
- 9/6 Signed free agent Blake Ahearn and Luke Nevill
- 9/17 Signed free agent Ben Hansbrough
- 10/22 Released free agents Blake Ahearn, Sundiata Gaines and Luke Nevill
- 11/21 Assigned Miles Plumlee and Orlando Johnson to Ft. Wayne of the NBA Developmental League
- 11/26 Recalled Miles Plumlee and Orlando Johnson from Ft. Wayne of the NBA Developmental League
- 12/13 Re-assigned Miles Plumlee to Ft. Wayne of the NBA Developmental League
- 12/17 Recalled Miles Plumlee from Ft. Wayne of the NBA Developmental League Re-assigned Miles Plumlee to Ft. Wayne of the NBA Developmental League
- 12/19 Recalled Miles Plumlee from Ft. Wayne of the NBA Developmental League
- 12/27 Re-assigned Orlando Johnson to Ft. Wayne of the NBA Developmental League
- 12/28 Recalled Orlando Johnson from Ft. Wayne of the NBA Developmental League
- Re-assigned Miles Plumlee to Ft. Wayne of the NBA Developmental League
- 12/30 Recalled Miles Plumlee from Ft. Wayne of the NBA Developmental League

2013

- 1/3 Re-assigned Orlando Johnson and Miles Plumlee to Ft. Wayne of the NBA Developmental League
- 1/4 Recalled Orlando Johnson from Ft. Wayne of the NBA Developmental League
- 1/6 Waived Sam Young Recalled Miles Plumlee from Ft. Wayne of the NBA Developmental League
- 1/7 Signed Dominic McGuire to a 10-day contract
- 1/16 Re-assigned Miles Plumlee to Ft. Wayne of the NBA Developmental League
- 1/17 Signed Dominic McGuire to a second 10-day contract
- 1/20 Recalled Miles Plumlee from Ft. Wayne of the NBA Developmental League
- 1/28 Re-signed Sam Young
- 1/31 Re-assigned Miles Plumlee to Ft. Wayne of the NBA Developmental League
- 2/1 Recalled Miles Plumlee from Ft. Wayne of the NBA Developmental League
- 2/4 Re-assigned Miles Plumlee to Ft. Wayne of the NBA Developmental League
- 2/8 Recalled Miles Plumlee from Ft. Wayne of the NBA Developmental League
- 6/26 Announced Larry Bird would return as President of Basketball Operations, that Kevin Pritchard would remain as General Manager and that Donnie Walsh will be a consultant to the franchise
- 6/27 Selected Solomon Hill in the first round (23rd overall) and Colton Iverson in the second round (53rd overall) of the 2013 NBA Draft...traded Colton Iverson to the Boston Celtics in exchange for cash considerations
- 7/1 Named Nate McMillan Associate Head Coach
- 7/3 Signed Solomon Hill to a multi-year contract Signed free agent Donald Sloan
- 7/10 Re-signed David West Signed free agent C.J. Watson
- 7/14 Signed free agent Chris Copeland
- 7/27 Acquired Luis Scola from the Phoenix Suns in exchange for Gerald Green, Miles Plumlee and a future first round draft pick
- 8/14 Named Popeye Jones Assistant Coach
- 9/5 Signed free agent Ron Howard
- 9/10 Signed free agent Darnell Jackson
- 9/25 Signed free agent Rasual Butler
- 9/27 Signed free agent Hilton Armstrong
- 10/17 Released Ron Howard and Darnell Jackson
- 10/24 Released Hilton Armstrong
- 12/29 Assigned Solomon Hill to Fort Wayne of the NBA Developmental League

2014

- 1/4 Recalled Solomon Hill from Fort Wayne of the NBA Developmental League
- 2/1 Signed free agent Andrew Bynum
- 2/6 Assigned Orlando Johnson to Fort Wayne of the NBA Developmental League
- 2/12 Recalled Orlando Johnson from Fort Wayne of the NBA Developmental League
- 2/20 Acquired Evan Turner and Lavoy Allen from Philadelphia in exchange for Danny Granger and a future second-

- round draft pick...Released Orlando Johnson
- 6/26 Selected Louis Labeyrie in the second round (57th overall) of the 2014 NBA Draft...Traded Louis Labeyrie to the New York Knicks in exchange for cash considerations
- 7/2 Signed free agent Shayne Whittington
- 7/11 Signed free agents C.J. Miles and Damjan Rudez...re-signed Lavoy Allen
- 7/4 Signed free agent Rodney Stuckey
- 9/3 Signed free agents C.J. Fair, Arinze Onuaku and Adonis Thomas
- 9/5 Signed free agent Chris Singleton

2015

- 1/28 Assigned Shayne Whittington to Fort Wayne of the NBA Developmental League
- 1/30 Recalled Shayne Whittington from Fort Wayne of the NBA Developmental League
- 4/8 Assigned Shayne Whittington to Fort Wayne of the NBA Developmental League
- 4/27 Recalled Shayne Whittington from Fort Wayne of the NBA Developmental League
- 6/25 Selected Myles Turner in the first round (11th overall) and Joe Young in the second round (43rd overall) of the 2015 NBA Draft
- 7/9 Traded Roy Hibbert to the L.A. Lakers in exchange for a future second round draft pick
- 7/12 Acquired Chase Budinger from Minnesota in exchange for Damjan Rudez
- 7/13 Signed Myles Turner to a multi-year contract
- 7/14 Signed Joe Young to a multi-year contract...Signed free agent Jordan Hill
- 7/16 Signed free agent Monta Ellis
- 7/21 Re-signed Rodney Stuckey
- 7/23 Acquired Rakeem Christmas from Cleveland in exchange for a 2019 second round draft pick
- 7/27 Re-signed Shayne Whittington Signed Glenn Robinson III and Rakeem Christmas...Re-signed Lavoy Allen
- 8/11 Signed free agent Toney Douglas
- 9/15 Signed free agent C.J. Fair
- 10/7 Signed free agent Kadeem Jack
- 10/24 Waived C.J. Fair and Kadeem Jack
- 10/25 Signed free agent Terran Pettaway
- 10/26 Waived Toney Douglas and Terran Pettaway
- 11/2 Assigned Shayne Whittington and Rakeem Christmas to the Fort Wayne Mad Ants of the NBA Developmental League
- 12/11 Assigned Joe Young to the Fort Wayne Mad Ants of the NBA Developmental League
- 12/14 Recalled Joe Young from the Fort Wayne Mad Ants of the NBA Developmental League
- 12/27 Assigned Glenn Robinson III and Joe Young to the Fort Wayne Mad Ants of the NBA Developmental League; recalled Shayne Whittington from the Fort Wayne Mad Ants
- 12/27 Recalled Glenn Robinson III and Joe Young from the Fort Wayne Mad Ants; assigned Shayne Whittington to the Fort Wayne Mad Ants
- 12/31 Recalled Rakeem Christmas and Shayne Whittington from the Fort Wayne Mad Ants



TRANSACTIONS

2016

- 1/1 Assigned Rakeem Christmas and Shayne Whittington to the Fort Wayne Mad Ants
- 1/25 Recalled Shayne Whittington from the Fort Wayne Mad Ants
- 1/25 Recalled Rakeem Christmas from the Fort Wayne Mad Ants assigned Shayne Whittington to the Fort Wayne Mad Ants
- 2/2 Assigned Rakeem Christmas to the Fort Wayne Mad Ants
- 2/3 Recalled Shayne Whittington from the Fort Wayne Mad Ants
- 2/8 Assigned Shayne Whittington to the Fort Wayne Mad Ants
- 3/5 Waived Chase Budinger
- 3/7 Signed free agent Ty Lawson
- 3/15 Recalled Shayne Whittington from the Fort Wayne Mad Ants of the NBA Development League
- 3/16 Assigned Shayne Whittington to the Fort Wayne Mad Ants
- 3/17 Recalled Shayne Whittington from the Fort Wayne Mad Ants
- 3/20 Assigned Shayne Whittington to the Fort Wayne Mad Ants
- 4/4 Recalled Rakeem Christmas and Shayne Whittington from the Fort Wayne Mad Ants of the NBA Development League
- 5/5 Announced Head Coach Frank Vogel would not return as head coach
- 5/16 Named Nate McMillan Head Coach
- 6/23 Selected Caris LeVert in the first round (20th overall) and Georges Niang in the second round (50th overall) of the 2016 NBA Draft
- 6/27 Named Bill Bayno as Assistant Coach...Named David McClure as Player Development Coach...Announced that Dan Burke and Popeye Jones would return as assistant coaches
- 7/7 Acquired Jeff Teague from the Atlanta Hawks as part of a three-team trade where Utah received George Hill and Atlanta received the rights to Taurean Prince.
Acquired Thaddeus Young from Brooklyn in exchange for the rights to Caris LeVert
Acquired Jeremy Evans, the rights to Emis Pledger and cash considerations from Dallas in exchange for the rights to Stanko Barac
- 7/9 Signed free agent Al Jefferson
- 7/11 Signed Georges Niang to a contract
- 7/21 Signed free agent Aaron Brooks
- 7/29 Waived Shayne Whittington
- 8/29 Signed free agents Alex Poythress and Julian Stone
- 9/8 Signed free agents Kevin Seraphin and Nick Zeisloft
- 10/17 Waived Alex Poythress and Nick Zeisloft
- 10/23 Waived Jeremy Evans and Julian Stone
- 10/24 Signed free agent Ben Bentil
Waived Ben Bentil
- 11/17 Assigned Rakeem Christmas to the Fort Wayne Mad Ants of the NBA Development League
- 11/21 Recalled Rakeem Christmas from the Fort Wayne Mad Ants
- 11/25 Assigned Rakeem Christmas to the Fort Wayne Mad Ants
- 11/28 Recalled Rakeem Christmas from the Fort Wayne Mad Ants

- 12/6 Assigned Georges Niang to the Fort Wayne Mad Ants
- 12/12 Recalled Georges Niang from the Fort Wayne Mad Ants
- 12/18 Assigned Rakeem Christmas to the Fort Wayne Mad Ants
- 12/21 Recalled Rakeem Christmas from the Fort Wayne Mad Ants

2017

- 1/5 Assigned Georges Niang to the Fort Wayne Mad Ants
- 1/7 Recalled Georges Niang from the Fort Wayne Mad Ants
- 1/17 Assigned Rakeem Christmas and Joe Young to the Fort Wayne Mad Ants
- 1/23 Recalled Rakeem Christmas and Joe Young from the Fort Wayne Mad Ants
- 2/6 Assigned Georges Niang to the Fort Wayne Mad Ants
- 2/8 Recalled Georges Niang from the Fort Wayne Mad Ants of the NBA Development League
- 2/12 Assigned Rakeem Christmas to the Fort Wayne Mad Ants
- 2/15 Recalled Rakeem Christmas from the Fort Wayne Mad Ants
- 3/29 Requested waivers on Rodney Stuckey
- 3/30 Signed Lance Stephenson
- 3/31 Assigned Georges Niang to the Fort Wayne Mad Ants
- 5/1 Announced that Larry Bird stepped down as President of Basketball Operations...announced Kevin Pritchard as President of Basketball Operations
Selected T.J. Leaf in the first round (18th overall) and Ike Anigbogu in the second round (47th overall) of the 2017 NBA Draft...acquired the rights to Edmond Sumner from New Orleans in exchange for cash considerations
- 7/1 Named Chad Buchanan as General Manager...Promoted Peter Dinwiddie to Senior Vice President of Basketball Operations
Signed T.J. Leaf to a contract
- 7/5 Signed Edmond Sumner to a contract
- 7/6 Waived Monta Ellis...Acquired Victor Oladipo and Domantas Sabonis from Oklahoma City in exchange for Paul George
- 7/7 Waived Rakeem Christmas
Signed free agent Darren Collison
- 7/10 Signed free agent Bojan Bogdanovic
- 7/12 Signed Ike Anigbogu to a contract
- 7/14 Acquired Cory Joseph from Toronto in exchange for the draft rights to Emir Pledgeric...Waived Goerges Niang
- 8/1 Waived Kevin Seraphin
- 8/12 Signed free agent Damien Wilkins
- 8/15 Signed Ben Moore
- 8/22 Signed Alex Poythress to a two-way contract
- 9/7 Signed DeQuan Jones and Trey McKinney Jones
- 9/25 Signed Jarrod Uthoff
- 10/14 Waived DeQuan Jones, Trey McKinney-Jones and Ben Moore
- 10/15 Waived Jarrod Uthoff
- 11/15 Assigned Ike Anigbogu to the Fort Wayne Mad Ants of the NBA G League
- 11/21 Recalled Ike Anigbogu from the Fort Wayne Mad Ants of the NBA G League
- 11/29 Assigned Ike Anigbogu to the Fort Wayne Mad Ants of the NBA G League
- 12/5 Recalled Ike Anigbogu from the Fort Wayne Mad Ants of the NBA G League
- 12/16 Assigned Ike Anigbogu and T.J. Leaf to the Fort Wayne Mad Ants of the NBA G

- League
- 12/22 Recalled Ike Anigbogu and T.J. Leaf from the Ft. Wayne Mad Ants of the NBA G League
- 12/28 Signed Alex Poythress

2018

- 1/3 Assigned Ike Anigbogu to the Fort Wayne Mad Ants of the NBA G League
- 1/7 Waived Damien Wilkins
- 1/12 Signed Ben Moore to a two-way contract
Recalled Ike Anigbogu from the Fort Wayne Mad Ants of the NBA G League
- 2/1 Assigned Ike Anigbogu and Glenn Robinson III to the Fort Wayne Mad Ants of the NBA G League
Recalled Glenn Robinson III from the Fort Wayne Mad Ants of the NBA G League
- 2/3 Assigned Glenn Robinson III to the Fort Wayne Mad Ants of the NBA G League
- 2/11 Recalled Ike Anigbogu from the Fort Wayne Mad Ants of the NBA G League
- 2/21 Signed Trey McKinney Jones to a 10-day contract
- 2/24 Assigned Ike Anigbogu to the Fort Wayne Mad Ants of the NBA G League
- 3/3 Signed Trevor Booker
- 3/9 Recalled Ike Anigbogu from the Fort Wayne Mad Ants of the NBA G League
- 3/10 Assigned Alex Poythress to the Fort Wayne Mad Ants of the NBA G League
- 3/14 Recalled Alex Poythress from the Fort Wayne Mad Ants of the NBA G League
- 3/26 Assigned Ike Anigbogu to the Fort Wayne Mad Ants of the NBA G League
- 4/4 Recalled Ike Anigbogu from the Fort Wayne Mad Ants of the NBA G League
- 6/21 Selected Aaron Holiday in the first round (23rd overall) and Alize Johnson (50th overall) in the second round of the 2018 NBA Draft
- 7/1 Signed Aaron Holiday to a contract
- 7/2 Waived Al Jefferson
- 7/6 Signed free agents Tyreke Evans and Doug McDermott
Waived Alex Poythress
- 7/9 Signed free agent Kyle O'Quinn
- 7/16 Signed Alize Johnson to a contract
- 8/3 Signed C.J. Wilcox to a two-way contract
- 9/21 Signed free agents Omari Johnson, Ben Moore and Elijah Stewart
- 10/11 Waived Omari Johnson and Elijah Stewart
- 10/13 Signed free agent Demetrius Dyson
Waived Demetrius Dyson
- 10/18 Waived C.J. Wilcox
Signed Davon Reed to a two-way contract
- 10/22 Assigned Ike Anigbogu to the Fort Wayne Mad Ants of the NBA G League
- 10/28 Recalled Ike Anigbogu from the Fort Wayne Mad Ants of the NBA G League
- 10/30 Assigned Ike Anigbogu to the Fort Wayne Mad Ants of the NBA G League
- 11/3 Waived Ben Moore
Recalled Ike Anigbogu from the Fort Wayne Mad Ants of the NBA G League
- 11/5 Assigned Ike Anigbogu to the Fort Wayne Mad Ants of the NBA G League
- 11/7 Assigned Alize Johnson to the Fort Wayne Mad Ants of the NBA G League
- 11/17 Recalled Ike Anigbogu from the Fort Wayne Mad Ants of the NBA G League
- 11/19 Assigned Ike Anigbogu to the Fort Wayne Mad Ants of the NBA G League
- 11/23 Recalled Ike Anigbogu from the Fort



TRANSACTIONS

- Wayne Mad Ants of the NBA G League
- 12/3 Assigned Ike Anigbogwu to the Fort Wayne Mad Ants of the NBA G League
- 12/4 Recalled Alize Johnson from the Fort Wayne Mad Ants of the NBA G League
- 12/17 Named Kelly Krauskopf as Assistant General Manager
Assigned Alize Johnson to the Fort Wayne Mad Ants of the NBA G League

2019

- 1/4 Recalled Ike Anigbogwu from the Fort Wayne Mad Ants of the NBA G League
- 1/7 Assigned Ike Anigbogwu to the Fort Wayne Mad Ants of the NBA G League
- 1/8 Recalled Alize Johnson from the Fort Wayne Mad Ants of the NBA G League
- 1/20 Signed Stephan Hicks to a 10-day contract
- 1/27 Recalled Ike Anigbogwu from the Fort Wayne Mad Ants of the NBA G League
- 1/30 Assigned Ike Anigbogwu and Alize Johnson to the Fort Wayne Mad Ants of the NBA G League
- 2/6 Recalled Ike Anigbogwu from the Fort Wayne Mad Ants of the NBA G League
- 2/7 Waived Ike Anigbogwu
Acquired Wade Baldwin IV, Nik Stauskas, a future second-round draft pick and cash considerations from Houston in exchange for cash considerations
- 2/8 Waived Wade Baldwin IV and Nik Stauskas
- 2/10 Signed free agent Wesley Matthews
- 2/11 Signed Edmond Sumner
- 2/14 Recalled Alize Johnson from the Fort Wayne Mad Ants of the NBA G League
- 2/22 Assigned Alize Johnson to the Fort Wayne Mad Ants of the NBA G League
- 2/25 Recalled Alize Johnson from the Fort Wayne Mad Ants of the NBA G League
- 2/26 Assigned Edmond Sumner to the Fort Wayne Mad Ants of the NBA G League
- 3/5 Recalled Edmond Sumner from the Fort Wayne Mad Ants of the NBA G League
- 3/11 Assigned Alize Johnson and Edmond Sumner to the Fort Wayne Mad Ants of the NBA G League
- 3/24 Recalled Alize Johnson and Edmond Sumner from the Fort Wayne Mad Ants of the NBA G League
- 6/20 Selected Goga Bitadze in the first round [18th overall] and Jarrell Brantley [50th overall] in the second round of the 2019 NBA Draft...traded Jarrell Brantley to Utah in exchange for a future second-round pick and cash considerations
- 7/1 Signed Brian Bowen II to a two-way contract
Signed free agents JaKeenan Gant and C.J. Wilcox
- 7/6 Acquired T.J. Warren and a second-round draft pick from the Phoenix Suns in exchange for cash considerations.
Acquired three future second-round draft picks from the Miami Heat in exchange for a second-round pick
- 7/7 Acquired Malcolm Brogdon from the Milwaukee Bucks in exchange for a future first-round draft pick and two future second-round draft picks.
Signed free agent Jeremy Lamb
- 7/15 Signed Goga Bitadze to a contract
- 7/29 Re-signed Edmond Sumner
Signed free agent T.J. McConnell

- 7/31 Signed free agent Justin Holiday
Signed Naz Mitrou-Long to a two-way contract
- 8/2 Signed free agent JaKarr Sampson
- 9/3 Signed free agent Amida Brimah
- 10/9 Waived JaKeenan Gant
- 10/10 Signed free agent Walt Lemon Jr.
- 10/16 Waived Amida Brimah, Walt Lemon Jr. and C.J. Wilcox
- 10/17 Signed free agent Stephan Hicks
- 10/19 Waived Stephan Hicks
- 10/21 Agreed to a contract extension with Domantas Sabonis
- 11/12 Assigned Victor Oladipo to the Fort Wayne Mad Ants
Recalled Victor Oladipo from the Fort Wayne Mad Ants
- 11/18 Assigned Victor Oladipo to the Fort Wayne Mad Ants
Recalled Victor Oladipo from the Fort Wayne Mad Ants
- 11/24 Assigned Aize Johnson to the Fort Wayne Mad Ants
- 11/25 Recalled Alize Johnson from the Fort Wayne Mad Ants
- 11/30 Assigned Victor Oladipo and Edmond Sumner to the Fort Wayne Mad Ants
- 12/4 Recalled Victor Oladipo and Edmond Sumner from the Fort Wayne Mad Ants
- 12/14 Assigned Goga Bitadze and Alize Johnson to the Fort Wayne Mad Ants
- 12/15 Recalled Goga Bitadze and Alize Johnson from the Fort Wayne Mad Ants
- 12/16 Assigned Alize Johnson, JaKarr Sampson and Edmond Sumner to the Fort Wayne Mad Ants
- 12/16 Recalled Alize Johnson, JaKarr Sampson and Edmond Sumner from the Fort Wayne Mad Ants
Assigned Victor Oladipo to the Fort Wayne Mad Ants
Recalled Victor Oladipo from the Fort Wayne Mad Ants
- 12/19 Assigned Alize Johnson to the Fort Wayne Mad Ants
- 12/23 Recalled Alize Johnson from the Fort Wayne Mad Ants
- 12/30 Assigned Victor Oladipo to the Fort Wayne Mad Ants
- 12/31 Recalled Victor Oladipo from the Fort Wayne Mad Ants

2020

- 1/6 Assigned Victor Oladipo to the Fort Wayne Mad Ants
Recalled Victor Oladipo from the Fort Wayne Mad Ants
- 1/7 Assigned Goga Bitadze and Alize Johnson to the Fort Wayne Mad Ants
- 1/8 Recalled Goga Bitadze and Alize Johnson from the Fort Wayne Mad Ants
- 1/9 Assigned Victor Oladipo to the Fort Wayne Mad Ants
- 1/10 Recalled Victor Oladipo from the Fort Wayne Mad Ants
- 1/11 Assigned Goga Bitadze and Alize Johnson to the Fort Wayne Mad Ants
- 1/12 Recalled Goga Bitadze and Alize Johnson from the Fort Wayne Mad Ants
- 1/17 Assigned Alize Johnson and Edmond Sumner to the Fort Wayne Mad Ants
- 1/18 Recalled Alize Johnson and Edmond Sumner from the Fort Wayne Mad Ants
- 1/20 Assigned Victor Oladipo to the Fort Wayne Mad Ants
- 1/22 Recalled Victor Oladipo from the Fort Wayne Mad Ants

- 2/1 Assigned Alize Johnson to the Fort Wayne Mad Ants
- 2/9 Assigned Goga Bitadze to the Fort Wayne Mad Ants
- 2/10 Recalled Goga Bitadze from the Fort Wayne Mad Ants
- 2/11 Assigned Goga Bitadze to the Fort Wayne Mad Ants
- 2/12 Recalled Goga Bitadze and Alize Johnson from the Fort Wayne Mad Ants
- 2/24 Assigned Alize Johnson to the Fort Wayne Mad Ants
- 2/26 Recalled Alize Johnson from the Fort Wayne Mad Ants
- 3/1 Assigned Goga Bitadze and Alize Johnson to the Fort Wayne Mad Ants
Recalled Goga Bitadze and Alize Johnson from the Fort Wayne Mad Ants
- 3/5 Assigned Alize Johnson to the Fort Wayne Mad Ants
- 3/11 Recalled Alize Johnson from the Fort Wayne Mad Ants
- 8/12 Signed Head Coach Nate McMillan to a contract extension
- 8/26 Head Coach Nate McMillan relieved of duties
- 10/22 Named Nate Bjorkgren as Head Coach
- 11/13 Named Kaleb Canales and Greg Foster as Assistant Coaches
Retained Bill Bayno as Assistant Coach
- 11/18 Selected Cassius Stanley in the second round [54th overall] of the 2020 NBA Draft
- 11/22 Re-signed Justin Holiday
- 11/25 Acquired Jalen Lecque from Oklahoma City in exchange for T.J. Leaf and a future second-round draft pick
- 11/29 Re-signed JaKarr Sampson
Signed free agent Kelan Martin
Signed Brian Bowen II and Cassius Stanley to two-way contracts
Signed free agents Amida Brimah, Rayshaun Hammonds and Naz Mitrou-Long
- 12/18 Waived Amida Brimah and Rayshaun Hammonds
Signed Josh Gray and Devin Robinson
- 12/19 Waived Josh Gray, Naz Mitrou-Long and Devin Robinson

2021

- 1/16 In a four-team trade, acquired Caris LeVert and cash considerations from Brooklyn, a future second-round draft pick from Cleveland and a future second-round draft pick from Houston; in exchange, sent Victor Oladipo to Houston
- 1/27 Assigned Jalen Lecque, transferred Brian Bowen II and Cassius Stanley to the Fort Wayne Mad Ants of the NBA G League.
- 3/6 Recalled Jalen Lecque, transferred Brian Bowen II and Cassius Stanley from the Fort Wayne Mad Ants of the NBA G League.
- 3/25 Requested waivers on Jalen Lecque
- 4/1 Signed Oshae Brissett to a 10-day contract
- 4/11 Signed Oshae Brissett to a second 10-day contract
- 4/21 Signed Oshae Brissett to a multi-year contract
- 4/23 Waived Brian Bowen II
Signed Amida Brimah to a two-way contract



TRANSACTIONS

- 6/9 Relieved Nate Bjorkgren of head coaching duties
- 6/30 Named Rick Carlisle head coach
- 7/16 Hired Lloyd Pierce, Ronald Nored, Mike Weiner and Jenny Boucek as assistant coaches
- 7/29 Selected Chris Duarte (13th overall), Sandro Mamukelashvili (54th) and Georgios Kalaitzakis (60th) in the 2021 NBA Draft.
Traded the draft rights to Sandro Mamukelashvili and Georgios Kalaitzakis to Milwaukee in exchange for the draft rights to Isaiah Todd (31st overall)
- 7/30 Picked up the team option on the contract of Edmond Sumner
- 8/4 Signed Chris Duarte to a contract
- 8/5 Signed Duane Washington Jr. to a two-way contract
Signed free agents Keifer Sykes and Terry Taylor
- 8/6 Re-signed T.J. McConnell
Acquired the draft rights to Isaiah Jackson from the Los Angeles Lakers as part of a five-team trade. In exchange, the Pacers traded Aaron Holiday, the draft rights to Isaiah Todd and cash considerations to the Washington Wizards
- 8/11 Signed Isaiah Jackson to a contract
- 8/20 Signed free agent Torrey Craig
- 8/24 Signed DeJon Jarreau to a two-way contract
Waived Amida Brimah
- 9/7 Signed free agent Nate Hinton
- 10/6 Acquired acquired the rights to Juan Pablo Vaulet from the Brooklyn Nets in exchange for guard Edmond Sumner and a conditional second-round pick
Signed free agent Brad Wanamaker
- 10/15 Signed free agents Justin Anderson, Bennie Boatwright and Derek Culver
Waived Nate Hinton, Keifer Sykes and Terry Taylor
- 10/16 Waived Justin Anderson, Bennie Boatwright and Derek Culver
- 10/18 Signed Malcolm Brogdon to a multi-year contract extension
- 11/16 Assigned Isaiah Jackson to the Fort Wayne Mad Ants of the NBA G League
- 11/22 Recalled Isaiah Jackson from the Fort Wayne Mad Ants of the NBA G League
- 12/11 Assigned Isaiah Jackson to the Fort Wayne Mad Ants of the NBA G League
- 12/12 Recalled Isaiah Jackson from the Fort Wayne Mad Ants of the NBA G League
- 12/14 Assigned Goga Bitadze to the Fort Wayne Mad Ants of the NBA G League
- 12/15 Signed Terry Taylor to a two-way contract
Waived DeJon Jarreau
- 12/16 Recalled Goga Bitadze from the Fort Wayne Mad Ants of the NBA G League
- 12/27 Signed free agent Keifer Sykes
Waived Brad Wanamaker
- 12/30 Signed Nate Hinton to a 10-day contract
- 12/31 Signed Ahmad Caver to a 10-day contract
- 1/1 Signed Justin Anderson and Lance Stephenson to 10-day contracts.
- 1/11 Signed Lance Stephenson to a 10-day contract
- 1/14 Signed Lance Stephenson to a 10-day contract
- 1/24 Signed Lance Stephenson to a 10-day contract
- 2/1 Signed Lance Stephenson
- 2/7 Acquired Ricky Rubio, a future first-round and two future second-round draft selections in exchange for Caris LeVert and a future second-round draft pick
- 2/8 Acquired Tyrese Haliburton, Buddy Hield and Tristan Thompson from Sacramento in exchange for Justin Holiday, Jeremy Lamb, Domantas Sabonis and a future second-round draft selection
- 2/10 Acquired Jalen Smith and a future second-round draft pick from Phoenix in exchange for Torrey Craig
- 2/17 Waived Tristan Thompson
- 3/17 Signed Justin Anderson to a 10-day contract
- 3/28 Signed Justin Anderson to a 10-day contract
- 4/7 Waived Keifer Sykes
Signed Nate Hinton and Gabe York to two-way contracts
Signed Terry Taylor and Duane Washington Jr.
- 4/7 Waived Keifer Sykes
Signed Nate Hinton and Gabe York to two-way contracts
Signed Terry Taylor and Duane Washington Jr.
- 6/23 Selected Benedict Mathurin (6th overall), Andrew Nembhard (31st) and Hugo Besson (58th) in the 2022 NBA Draft
- 6/24 Acquired the draft rights to Kendall Brown and a future second-round draft pick from Minnesota in exchange for cash considerations
Traded the draft rights to Hugo Besson to Milwaukee in exchange for cash considerations
- 7/3 Signed Benedict Mathurin
- 7/6 Re-signed Jalen Smith
- 7/9 Acquired Malik Fitts, Juwan Morgan, Aaron Nesmith, Nik Stauskas, Daniel Theis and a future first-round draft pick from Boston in exchange for Malcolm Brogdon
- 7/14 Waived Malik Fitts, Juwan Morgan, Nik Stauskas and Duane Washington Jr.
- 7/22 Signed Andrew Nembhard
- 8/18 Signed Deividas Sirvydis
- 9/15 Signed free agents David Stockton, Bennie Boatwright and James Johnson
- 9/16 Signed Gabe York
Signed Kendall Brown to a two-way contract
- 9/18 Signed free agent Langston Galloway
Waived David Stockton, Bennie Boatwright and Gabe York
- 9/23 Signed Justin Anderson and Norvel Pelle
- 9/24 Waived Justin Anderson and Norvel Pelle
- 10/11 Signed Trevelin Queen to a two-way contract



DRAFT PICKS

1976 NBA DRAFT

1. Wilbert Jones, Kentucky

1977 NBA DRAFT

1. No pick
2. Alonzo Bradley, Texas Southern [29]
3. Stan Mayhew, Weber State [51]
4. George Pendleton, Georgia State [73]
5. Marvin Jackson, Prairie View A&M [95]
6. Tom Scheffler, Purdue [117]

1978 NBA DRAFT

1. Rick Robey, Kentucky [3]
2. Wayne Radford, Indiana [27]
3. No pick
4. Rickey Lee, Oregon State [71]
5. James Sparrow, N.C. A&T [92]
6. Sherman Dillard, James Madison [115]
7. Ollie Matson, Pepperdine [135]

1979 NBA DRAFT

1. Dudley Bradley, North Carolina [13]
2. Tony Zeno, Arizona State [32]
3. No pick
4. Don Newman, Idaho* [74]
5. Billy Reid, San Francisco* [98]
6. Greg Guye, Stetson* [117]
7. Dirk Ewing, Stetson* [136]
8. Brian Magid, George Washington* [157]

1980 NBA DRAFT

1. No pick
2. Louis Orr, Syracuse [29]
3. Ken Natt, Northeast Louisiana [30]
3. Dick Miller, Toledo [40]
3. No pick
4. Rich Branning, Notre Dame [78]
5. Joe Galvin, Illinois State [100]
6. Randy Owens, Philadelphia Textile [124]
7. Charlie Naddaff, Lafayette [146]
8. Steve Stielper, James Madison [167]
9. Scott Rogers, Kenyon College [186]
10. John Bates, West Virginia Wesleyan [204]

1981 NBA DRAFT

1. Herb Williams, Ohio State [14]
2. Ray Blume, Oregon State [36]
2. Al Leslie, Bucknell [Pa.] [37]
3. Purvis Miller, Southern California [60]
4. Rolando Frazer, Briar Cliff [Iowa] [83]
5. George Peterson, Jersey City St. [106]
6. Bob Fronk, Washington [129]
7. Larry McKinney, Boise State [152]
8. Len Hatzembeller, Drexel [Pa.] [174]
9. Scott Whitely, William & Mary [195]
10. Rodney Benson, Wright State [215]

1982 NBA DRAFT

1. Clark Kellogg, Ohio State [8]
2. Guy Morgan, Wake Forest [40]
2. Jose Slaughter, Portland [43]
3. No pick
4. Jeff Jones, Virginia [77]
5. Rich DiBenedetto, Wisc.-Eau Claire [100]
6. Jeffrey Clark, St. Joseph's [Pa.] [123]
7. Brad Leaf, Evansville [146]
8. Donald Reese, Bradley [169]
9. Mike Searce, Purdue [192]
10. Craig Summers, Wisconsin-Stout [213]

1983 NBA DRAFT

1. Steve Stipanovich, Missouri [2]
1. Mitchell Wiggins, Florida State [23]
2. Leroy Combs, Oklahoma State [26]
2. Jim Thomas, Indiana [40]
3. Greg Jones, West Virginia [49]
4. Terry Fair, Georgia [72]
5. Roger Stieg, Mississippi [95]
6. Cliff Pruitt, Alabama-Birmingham [118]
7. Tony Brown, Indiana [141]
8. Ray McCallum, Ball State [164]
9. Lynn Mitchem, Butler [186]
10. Mark Smed, Augustana [S.D.] [207]

1984 NBA DRAFT

1. Vern Fleming, Georgia [18]
2. Devin Durrant, Brigham Young [25]
2. Stuart Gray, UCLA [29]
3. No pick
4. Ralph Jackson, UCLA [71]
5. Gene Smith, Georgetown [94]
6. Clyde Vaughan, Pittsburgh [117]
7. Kenton Edelin, Virginia [140]
8. Tom Heitz, Kentucky [163]
9. Brian Martin, Kansas [185]
10. Gary Carver, Western Kentucky [207]

1985 NBA DRAFT

1. Wayman Tisdale, Oklahoma [2] [L]
2. William Martin, Georgetown [26]
2. Dwayne McClain, Villanova [27]
3. Kenny Patterson, DePaul [48]
4. Vince Hamilton, Clemson [72]
5. Kelvin Johnson, Richmond [94]
5. Ivan Daniels, Illinois-Chicago [111]
6. Stu Primus, Boston College [118]
7. Jeff Acres, Oral Roberts [140]

1986 NBA DRAFT

1. Chuck Person, Auburn [4] [L]
2. Greg Dreiling, Kansas [26]
3. No pick
4. Derrick Taylor, LSU [72]
5. Richard Rellford, Michigan [95]
6. Jeff Hall, Louisville [118]
7. Steve Woodside, Oregon State [141]

1987 NBA DRAFT

1. Reggie Miller, UCLA [11]
2. Brian Rowsom, N.C.-Wilmington [34]
3. Sean Couch, Columbia [60]
4. No pick
5. Mike Milling, N.C.-Charlotte [103]
6. Gary Graham, Nevada-Las Vegas [126]
7. Montel Hatcher, UCLA [149]

1988 NBA DRAFT

1. Rik Smits, Marist [2] [L]
2. No pick
3. Herbert Crook, Louisville [61]
3. Michael Anderson, Drexel [73]

1989 NBA DRAFT

1. George McCloud, Florida State [7] [L]
2. No pick

1990 NBA DRAFT

1. No pick
2. Antonio Davis, Texas-El Paso [45]
2. Ken Williams, Elizabeth City State [46]

1991 NBA DRAFT

1. Dale Davis, Clemson [13]
2. Sean Green, Iona [41]

1992 NBA DRAFT

1. Malik Sealy, St. John's [14]
2. No pick

1993 NBA DRAFT

1. Scott Haskin, Oregon State [14]
2. Thomas Hill, Duke [39]
2. Spencer Dunkley, Delaware [51]

1994 NBA DRAFT

1. Eric Piatkowski, Nebraska [15]
2. William Njoku, St. Mary's [41]
2. Damon Bailey, Indiana [44]

1995 NBA DRAFT

1. Travis Best, Georgia Tech [23]
2. Fred Holberg, Iowa State [52]

1996 NBA DRAFT

1. Erick Dampier, Mississippi State* [10] [L]
2. Mark Pope, Kentucky [52]

1997 NBA DRAFT

1. Austin Croshere, Providence [12] [L]
2. No pick

1998 NBA DRAFT

1. Al Harrington, St. Patrick's H.S. [25]
2. No pick

1999 NBA DRAFT

1. Vonteevo Cummings, Pittsburgh [26]
2. No pick



DRAFT PICKS

2000 NBA DRAFT

1. Primož Brezec, Olympia Ljubljana (Slovenia) [27]
2. Jaquay Walls, Colorado [56]

2001 NBA DRAFT

1. No pick
2. Jamison Brewer, Auburn [41]

2002 NBA DRAFT

1. Fred Jones, Oregon [14]
2. No pick

2003 NBA DRAFT

1. No pick
2. James Jones, Miami (Fla.) [49]

2004 NBA DRAFT

1. David Harrison, Colorado [29]
2. Rashad Wright, Georgia [59]

2005 NBA DRAFT

1. Danny Granger, New Mexico [17]
2. Erazem Lorbek, Michigan State [46]

2006 NBA DRAFT

1. Shawne Williams, Memphis [17]
2. Alexander Johnson, Florida State [45]

2007 NBA DRAFT

1. No pick
2. No pick

1987

6/22 Acquired Scott Skiles from Milwaukee in exchange for a second-round draft pick

1994

6/30 Traded Pooh Richardson, Malik Sealy and the draft rights to Eric Piatkowski to the L.A. Clippers in exchange for Mark Jackson and the draft rights to Greg Minor

1999

6/30 Traded the draft rights to Vonteevo Cummings and a future first-round draft pick to Golden State in exchange for the draft rights to Jeff Foster*

2001

7/19 Acquired Jamaal Tinsley from the Atlanta Hawks in exchange for a future first-round draft pick*

2006

6/28 Traded the rights to Alexander Johnson to Portland in exchange for the rights to James White and two future second-round picks

2007

6/28 Acquired Stanko Barac from Miami in exchange for a 2009 second-round draft pick

2008 NBA DRAFT

1. Jerryd Bayless, Arizona [11] [L]
2. Nathan Jawai, Australia [41]

2009 NBA DRAFT

1. Tyler Hansbrough, North Carolina [13] [L]
2. A.J. Price, Connecticut [52]

2010 NBA DRAFT

1. Paul George, Fresno State [10] [L]
2. Lance Stephenson, Cincinnati [40]
2. Ryan Reid, Florida State [57]

2011 NBA DRAFT

1. Kawhi Leonard, San Diego State [15]
2. Davis Bertans, Union Olimpija (Latvia) [42]

2012 NBA DRAFT

1. Miles Plumlee, Duke [26]

2013 NBA DRAFT

1. Solomon Hill, Arizona [23]
2. Colton Iverson, Colorado State [53]

2014 NBA DRAFT

1. No pick
2. Louis Labeyrie, France [57]

2015 NBA DRAFT

1. Myles Turner, Texas [11] [L]
2. Joe Young, Oregon [43]

2016 NBA DRAFT

1. Caris LeVert, Michigan [20]
2. Georges Niang, Iowa State [50]

2017 NBA DRAFT

1. T.J. Leaf, UCLA [18]
2. Ike Anigbogu, UCLA [47]

2018 NBA DRAFT

1. Aaron Holiday, UCLA [23]
2. Alize Johnson, Missouri State [50]

2019 NBA DRAFT

1. Goga Bitadze, Georgia [18]
2. Jarrell Brantley, College of Charleston [50]

2020 NBA DRAFT

1. No pick
2. Cassius Stanley, Duke

2021 NBA DRAFT

1. Chris Duarte, Oregon [13] [L]
2. Sandro Mamukelashvili, Seton Hall [54]
2. Georgios Kalaitzakis, Greece [60]

2022 NBA DRAFT

1. Benedict Mathurin, Arizona [6] [L]
2. Andrew Nembhard, Gonzaga [31]
2. Hugo Besson, France [58]

* Junior-Eligible Selection
[L] Lottery Pick

DRAFT-NIGHT TRADES

2008

7/9 Acquired Maceo Baston, T.J. Ford, Rasho Nesterovic and the rights to Roy Hibbert from Toronto in exchange for Jermaine O'Neal and the rights to Nathan Jawai *

7/9 Acquired Jarrett Jack, Josh McRoberts and the rights to Brandon Rush from Portland in exchange for Ike Diogu and the rights to Jerryd Bayless *

2010

6/24 Traded the rights to Ryan Reid to Oklahoma City in exchange for the rights to Magnum Rolle

2011

6/23 Traded the rights to Kawhi Leonard, Davis Bertans and Erazem Lorbek to San Antonio in exchange for George Hill

2012

6/28 Acquired Orlando Johnson from Sacramento in exchange for cash considerations

2013

6/27 Traded the rights to Colton Iverson to Boston in exchange for cash considerations

2014

6/26 Traded the rights to Louis Labeyrie to New York in exchange for cash considerations

2016

6/23 Acquired Thaddeus Young from Brooklyn in exchange for the rights to Caris LeVert*

2017

6/22 Acquired the rights to Edmond Sumner from New Orleans in exchange for cash considerations

2019

6/20 Traded the rights to Jarrell Brantley to Utah in exchange for a future second-round pick and cash considerations

2021

7/29 Traded the rights to Sandro Mamukelashvili and Georgios Kalaitzakis to Milwaukee in exchange for the rights to Isaiah Todd

8/6 Acquired the rights to Isaiah Jackson from the Los Angeles Lakers as part of a five-team trade. In exchange, the Pacers traded Aaron Holiday, the rights to Isaiah Todd and cash considerations to Washington *

2022

6/23 Acquired the rights to Kendall Brown from Minnesota in exchange for cash considerations. Traded the rights to Hugo Besson to Milwaukee in exchange for cash considerations

* Indicates the trade was initially agreed to on draft night but due to the NBA Moratorium on free agency signings, the trade could not be completed until a later date.



ATTENDANCE

LARGEST HOME

GAINBRIDGE FIELDHOUSE

- 18,345...41 home games, 1999-00
.....25 home games, 2000-01
.....11 home games, 2001-02
.....Six home games, 2002-03
.....11 home games, 2003-04
.....15 home games, 2004-05
.....12 home games, 2005-06
- 18,165.....Seven home games,
.....2006-07
.....One home game, 2007-08
.....Three home games, 2008-09
.....Eight home games, 2009-10
.....Six home games, 2010-11
.....Six home games, 2011-12
.....10 home games, 2012-13
.....28 home games, 2013-14
.....14 home games, 2014-15
.....14 home games, 2015-16
- 17,923...10 home games, 2016-17
.....14 home games, 2017-18
.....10 home games, 2018-19
.....Six home games, 2019-20

* Prior to the 2006-07 season, the seating capacity of Bankers Life Fieldhouse changed from 18,345 to 18,165.

** Prior to the 2016-17 season, the seating capacity of Bankers Life Fieldhouse changed from 18,165 to 17,923.

MARKET SQUARE ARENA

- 17,096.....vs. Philadelphia,
.....Oct. 29, 1983
- 17,032...vs. Boston, March 6, 1981
.....vs. Philadelphia, March 10, 1981
- 16,969...vs. Boston, March 20, 1984
- 16,924.....vs. Boston, Dec. 1, 1979
.....vs. Philadelphia, Feb. 5, 1980
.....vs. Boston, March 11, 1980
- 16,920...vs. Chicago, Nov. 10, 1984
.....vs. Boston, Jan. 18, 1985
.....vs. Boston, Feb. 24, 1985

LARGEST AWAY

- 29,243...at San Antonio, Jan. 4, 2002
- 27,881.....at Detroit, April 22, 1988
- 27,513....at San Antonio, Jan. 5, 1996
- 25,816.....at Detroit, April 1, 1986
- 25,778.....at Detroit, April 2, 1987
- 25,679.....at Atlanta, Feb. 14, 1998
- 25,395...at Minnesota, Feb. 16, 1990
- 24,131.....at Chicago, Feb. 17, 1998
- 24,042.....at Charlotte, Feb. 24, 1996

SMALLEST HOME

GAINBRIDGE FIELDHOUSE

- 9,930.....vs. Detroit, Mar. 30, 2011

MARKET SQUARE ARENA

- 2,745.....vs. Chicago, Feb. 16, 1983

SMALLEST AWAY

- 2,039...at Cleveland, April 10, 1983

LARGEST FULL-SEASON, HOME

GAINBRIDGE FIELDHOUSE

- 752,145.....1999-00
.....18,345 avg.
- 733,444.....2000-01
.....17,889 avg.
- 717,542.....2013-14
.....17,501 avg.
- 696,764.....2004-05
.....16,994 avg.
- 691,434.....2014-15
.....16,864 avg.

MARKET SQUARE ARENA

- 673,967.....1995-96
.....16,438 avg.
- 655,028.....1994-95
.....15,976 avg.
- 645,302.....1997-98
.....15,739 avg.
- 636,735.....1996-97
.....15,530 avg.
- 543,815.....1993-94
.....13,264 avg.

LARGEST HOME, PLAYOFFS

GAINBRIDGE FIELDHOUSE

- 18,345.....12 home games, 2000
.....Two home games, 2001
.....Two home games, 2002
.....Six home games, 2004
.....Six home games, 2005
- 18,165.....Two home games, 2011
.....Six home games, 2012
.....Nine home games, 2013
.....10 home games, 2014
.....Three home games, 2016
- 17,923.....Two home games, 2017
.....Three home games, 2018
.....Two home games, 2019
- 17,347.....vs. Boston, 4/20/03
- 16,605.....vs. Boston, 4/17/03
-16,586
.....vs. New Jersey, 5/4/06

MARKET SQUARE ARENA

- 16,795.....vs. Philadelphia,
.....May 19, 1999
- 16,767...vs. New York, May 13, 1998
- 16,765...vs. New York, May 7, 1998
- 16,731.....vs. Atlanta, May 5, 1996
- 16,723.....vs. Philadelphia,
.....May 17, 1999
- 16,709....vs. Atlanta, April 27, 1996
- 16,692....vs. Atlanta, April 29, 1995
- 16,679...vs. New York, May 19, 1995
- 16,678...vs. New York, May 13, 1995
-16,675
.....vs. New York, May 11, 1995

LARGEST AWAY, PLAYOFFS

- 23,844....at Chicago, May 17, 1998
.....at Chicago, May 19, 1998
.....at Chicago, May 27, 1998
.....at Chicago, May 31, 1998
- 22,986...at Chicago, April 16, 2011
- 22,822...at Chicago, April 26, 2011
- 22,480...at Chicago, April 18, 2011
- 22,076.....at Detroit, May 26, 2004
.....at Detroit, May 28, 2004
.....at Detroit, June 1, 2004
.....at Detroit, May 9, 2005
.....at Detroit, May 11, 2005
.....at Detroit, May 17, 2005



ATTENDANCE

YEAR	HOME GAMES	HOME ATTENDANCE	HOME AVERAGE	NBA RANK	HOME SELLOUTS	AWAY GAMES	AWAY ATTENDANCE	AWAY AVERAGE	TOTAL GAMES	TOTAL ATTENDANCE	TOTAL AVERAGE
1976-77	41	432,726	10,551	13th	1	41	397,814	9,703	82	830,540	10,129
1977-78	41	501,759	12,238	9th	1	41	391,344	9,545	82	893,103	10,892
1978-79	41	367,160	8,955	18th	0	41	392,607	9,576	82	759,767	9,265
1979-80	41	433,402	10,571	13th	5	41	374,775	9,141	82	808,177	9,856
1980-81	41	409,839	9,996	12th	2	41	370,073	9,026	82	779,912	9,511
1981-82	41	318,062	7,758	19th	0	41	376,907	9,193	82	694,969	8,475
1982-83	41	197,364	4,814	21st	0	41	339,452	8,279	82	536,816	6,547
1983-84	41	421,202	10,273	13th	4	41	358,362	8,741	82	779,564	9,507
1984-85	41	437,677	10,675	13th	3	41	398,807	9,727	82	836,484	10,201
1985-86	41	460,969	11,243	13th	5	41	441,819	10,776	82	902,788	11,010
1986-87	41	520,007	12,683	10th	7	41	478,845	11,679	82	998,852	12,181
1987-88	41	502,319	12,252	14th	4	41	519,592	12,673	82	1,021,911	12,462
1988-89	41	468,912	11,437	22nd	4	41	607,121	14,808	82	1,076,033	13,122
1989-90	41	528,275	12,885	20th	8	41	626,386	15,278	82	1,154,661	14,081
1990-91	41	475,291	11,592	26th	6	41	601,107	14,661	82	1,076,398	13,127
1991-92	41	517,352	12,618	24th	4	41	633,502	15,451	82	1,150,854	14,035
1992-93	41	530,891	12,949	24th	9	41	639,492	15,597	82	1,170,383	14,273
1993-94	41	543,815	13,264	23rd	6	41	642,002	15,659	82	1,185,817	14,461
1994-95	41	655,028	15,976	17th	24	41	687,858	16,777	82	1,342,886	16,377
1995-96	41	673,967	16,438	19th	29	41	714,843	17,435	82	1,388,810	16,937
1996-97	41	636,735	15,530	21st	10	41	710,551	17,331	82	1,347,286	16,430
1997-98	41	645,302	15,739	22nd	14	41	737,918	17,998	82	1,383,220	16,869
1998-99	25	404,536	16,181	20th	15	25	447,658	17,906	50	852,194	17,044
1999-00	41	752,145	18,345	10th	41	41	701,895	17,119	82	1,454,040	17,732
2000-01	41	733,444	17,889	10th	25	41	676,847	16,508	82	1,410,291	17,199
2001-02	41	686,537	16,745	16th	11	41	683,768	16,677	82	1,370,513	16,714
2002-03	41	670,461	16,353	15th	6	41	691,115	16,856	82	1,361,576	16,605
2003-04	41	678,326	16,545	17th	11	41	726,142	17,711	82	1,404,468	17,128
2004-05	41	696,764	16,994	17th	15	41	692,711	16,895	82	1,389,475	16,945
2005-06	41	663,368	16,180	24th	12	41	722,599	17,624	82	1,385,967	16,902
2006-07	41	629,750	15,360	28th	7	41	729,904	17,803	82	1,359,654	16,581
2007-08	41	501,092	12,222	30th	1	41	705,922	17,218	82	1,207,014	14,720
2008-09	41	581,472	14,182	28th	3	41	702,311	17,130	82	1,283,783	15,656
2009-10	41	582,295	14,202	27th	8	41	695,164	16,955	82	1,277,459	15,579
2010-11	41	555,077	13,538	30th	6	41	690,605	16,844	82	1,245,682	15,191
2011-12	33	467,561	14,169	29th	6	33	547,701	16,597	66	1,015,262	15,383
2012-13	41	626,069	15,270	25th	10	40	682,456	17,061	81	1,308,525	16,155
2013-14	41	717,542	17,501	15th	28	41	732,759	17,872	82	1,401,301	17,687
2014-15	41	691,434	16,864	22nd	14	41	733,593	17,893	82	1,425,027	17,378
2015-16	41	690,733	16,847	22nd	14	41	731,930	17,852	82	1,422,663	17,350
2016-17	41	684,578	16,697	22nd	10	41	731,786	17,848	82	1,416,364	17,272
2017-18	41	658,119	16,052	27th	14	41	727,547	17,745	82	1,385,666	16,899
2018-19	41	689,310	16,812	22nd	10	41	732,774	17,873	82	1,422,084	17,342
2019-20	36	529,006	14,695	26th	6	37	572,966	15,486	73	1,101,972	15,096
2020-21	Attendance Numbers Not Recorded										
2021-22	41	588,743	14,360	29th	0	41	691,096	16,856	82	1,279,839	15,608

**ABA
YEARS**



HISTORY OF THE FRANCHISE

On Feb. 2, 1967, a franchise in the American Basketball Association was offered to a group of Indiana sportsmen and businessmen. That group was comprised of John DeVoe, a successful insurance man; Richard P. Tinkham, an attorney; Charles M. Barnes, Jr., President of Sports Headliners; Bob Collins, Sports Editor of the Indianapolis Star; L. Charles DeVoe, L. M. DeVoe Co.; Ron Woodward, Circle Securities; E.J. Bannon, a Lafayette banker; and George Lyn Treece, Burger Chef Systems.

The results of two feasibility studies conducted by the city indicated that the Indianapolis area could support professional basketball. Armed with this information, the group accepted the offer and professional basketball was "back home again in Indiana."

The corporation, Indiana Professional Sports, Inc., was formed to own and operate the new franchise and the corporation went into business with E.J. Bannon as its first President and John DeVoe as the Executive Vice President. Other members of the first board were: Robert Bowes II; L. Charles DeVoe; Richard Ebershoff; Norb Schaeffer; Richard Tinkham; George Lyn Treece; and J. Frederic Wiese.

On June 16, 1967 at a press conference, the Indiana franchise announced it would be known as the "Pacers" because the organization intended to set the "pace" in professional basketball.

Mike Storen was appointed General Manager; Bernie Lareau was named Trainer and Business Manager, while Larry Staverman, an assistant at the University of Notre Dame, was chosen as the Pacers' first coach.

The first player ever drafted by the Pacers was Jimmy Walker, a 6-3 guard from Providence, who was also the first player chosen in the NBA Draft that year. The first player signed by the Pacers was Roger Brown, a 6-5 forward, who was playing AAU ball in the Dayton, Ohio area.

Assisted by Bobby "Slick" Leonard and Clyde Lovellette, Coach Staverman held summer tryouts the week of June 19, 1967. During the week, the Pacers looked at nearly 50 players and attracted over 15,000 fans to the evening scrimmages that were opened to the public.

When the Pacers opened the 1967-68 season against the Kentucky Colonels on Oct. 14, 1967, an overflow crowd filled the Fairgrounds Coliseum. The Pacers, who won the game 117-95, had to turn fans away because of the overcrowding conditions. The Pacers finished their initial season with a 38-40 record. They were eliminated from the playoffs in three straight games by the Pittsburgh Pipers, the eventual league champion.

Despite a record below .500, the Pacers still led the ABA in attendance drawing 192,130 fans, for an average of almost 5,000 per night.

The 1968-69 season marked the beginning of Phase II for Indiana. After only nine games into the season, Leonard was named to replace Staverman as coach of the Pacers, and Indiana was on its way to the top.

That season, Indiana won the Eastern Division and made it to the ABA Championship Finals before losing to the Oakland Oaks, 4-1.

The next season, 1969-70, Indiana ran away from the ABA by posting a 59-25 record, won the Eastern Division crown again, and won their first ABA Championship by beating the Los Angeles Stars, 4-2.

In the 1970-71 season, Indiana moved to the Western Division, which they also won, marking the third straight year Leonard had led the Pacers to a division title. However, they were eliminated from the playoffs by the eventual champions, the Utah Stars, in a seven-game series. The final game of the series was played at the Coliseum in front of an overflow unannounced crowd.

In both 1972 and 1973, Indiana finished second in the Western Division, but was able to regroup to win the championship. In 1972, they overcame some internal problems and ousted the Utah Stars in a fantastic seven-game series, upsetting the Stars in the seventh game in Utah. Indiana captured its second ABA crown by beating the New York Nets, 4-2. In 1973, the Pacers breezed past the Denver Rockets and Utah into the Championships vs. the Kentucky Colonels. Indiana beat the Colonels for the title by winning the seventh game in Louisville in a series that saw the home team win only two of the seven games.

That was the Pacers' third championship in four years and it was the fourth time during the five seasons that Leonard coached the Pacers that they had made it to the finals.

During the 1973-74 season, the veteran Pacers struggled through the regular season, putting on a strong rush to grab second place from the San Antonio Spurs. In the playoffs, they defeated the Spurs in seven games, eventually losing to Utah. In the offseason, the Pacers traded 30 years of playing experience and began a rebuilding program for the future.

The 1974-75 season marked the beginning of another era for the Pacers. First, they moved into the beautiful Market Square Arena with its 17,000 seats. Also, in midseason, the Pacers encountered severe financial difficulties and went up for sale. A 10-man group, headed by W.D. Eason and Thomas Binford, formed Arena Sports, Inc., which purchased the club. The new group of owners was very concerned with keeping the Pacers in Indiana, continuing the winning tradition and had a long range goal of seeing the Pacers play in the National Basketball Association (NBA). They succeeded on all accounts.

The young, rebuilt team was the talk of the basketball world as they upset both San Antonio and Denver, the winningest team in pro ball, in the playoffs to advance to the '75 ABA Finals. But, the magic finally ran out, as they lost to Kentucky, 4-1.

In 1975-76, the Pacers ninth and final ABA campaign, the club finished 39-45, the first sub-.500 season since their inaugural season in 1967-68. However, the Pacers did make the playoffs for the ninth straight season, eventually losing to defending champion, Kentucky, 1-2, in the final seconds.

Following the 1975-76 season, Indiana became a member of the NBA.

The Pacers' success in the ABA has been noted with individual inductions into the Naismith Memorial Basketball Hall of Fame. In 2012, Mel Daniels, a two-time ABA MVP, was selected by the ABA Committee. In 2013, Roger Brown joined his teammate and in 2014, Leonard was selected for the Hall; and in 2017 George McGinnis, the 1974-75 ABA MVP, was selected to the Hall.



WON/LOSS RECORDS AMERICAN BASKETBALL ASSOCIATION

YEAR	COACH	W-L	PCT.	PLAYOFFS	FINISH
1967-68	Larry Staverman	38-40	.487	0-3	Third, East
1968-69	Larry Staverman	[2-7] (42-27)			
	Bob Leonard		44-34	.564	9-8
1969-70	Bob Leonard	59-25	.702	12-3	ABA Champions; First, East
1970-71	Bob Leonard	58-26	.690	7-4	First, West
1971-72	Bob Leonard	47-37	.560	12-8	ABA Champions; Second, West
1972-73	Bob Leonard	51-33	.607	12-6	ABA Champions; Second, West
1973-74	Bob Leonard	46-38	.548	7-7	Second, West
1974-75	Bob Leonard	45-39	.536	9-9	Third, West
1975-76	Bob Leonard	39-45	.464	1-2	Fifth in ABA
ABA Record		427-317	.574	69-50	[.580]

COACHES' RECORDS

COACH	YEARS	SEASONS	REGULAR SEASON		PLAYOFFS	
			W-L	PCT.	W-L	PCT
Larry Staverman	1967-68	1+	40-47	.459	0-3	.000
Bob Leonard	1968-80	11+	529-456	.537	69-47	.595
	<i>ABA Record (1968-76)</i>	7+	<i>387-270</i>	<i>.589</i>	<i>69-47</i>	<i>.595</i>

PACERS HONOR ROLL

MOST VALUABLE PLAYERS

1968-69	Mel Daniels
1970-71	Mel Daniels
1974-75.....	George McGinnis

ALL-ROOKIE TEAM

1967-68.....	Bob Netolicky, F, 1st
1971-72...	George McGinnis, F, 1st
1974-75.....	Billy Knight, F, 1st

ALL-DEFENSIVE TEAM

1974-75.....	Don Buse, G, 1st
--------------	------------------

ALL-LEAGUE TEAM

1967-68.....	Roger Brown, F, 2nd
1968-69	Mel Daniels, C, 1st
1969-70.....	Mel Daniels, C, 1st
	Roger Brown, F, 2nd
	Bob Netolicky, F, 2nd
1970-71	Mel Daniels, C, 1st
	Roger Brown, F, 1st
1972-73	George McGinnis, F, 2nd
	Mel Daniels, C, 2nd
1973-74	George McGinnis, F, 1st
1974-75...	George McGinnis, F, 1st



ATTENDANCE

LARGEST HOME

MARKET SQUARE ARENA

- 14,781 vs. San Antonio, March 12, 1975
- 12,753 vs. New York, Nov. 23, 1974
- 12,455 vs. Denver, Nov. 20, 1975
- 12,419 vs. New York, Jan. 3, 1976
- 11,736 vs. St. Louis, Jan. 7, 1976
- 11,656 vs. Utah, Dec. 23, 1974
- 11,493 vs. St. Louis, Feb. 22, 1975
- 11,179 vs. Memphis, Nov. 2, 1974
- 10,955 vs. Utah, March 14, 1975
- 10,948 vs. Kentucky, Oct. 26, 1974

STATE FAIRGROUNDS COLISEUM

- 10,702 vs. Utah, March 12, 1971
- 10,698 vs. Carolina, Nov. 1, 1969
- 10,687 vs. Miami, Feb. 25, 1969
- 10,511 vs. Utah, Nov. 4, 1970
- 10,480 vs. Miami, March 9, 1969
- 10,477 vs. Virginia, Nov. 25, 1970
- 10,472 vs. Kentucky, Feb. 22, 1969
- 10,353 vs. Kentucky, March 19, 1971
- 10,339 vs. Oakland, Feb. 8, 1969
- 10,142 vs. Denver, March 28, 1971

LARGEST AWAY

- 15,226 at Denver, April 4, 1976
- 14,918 at Denver, March 26, 1976
- 14,661 at Kentucky, Dec. 26, 1971
- 13,807 at Denver, Dec. 21, 1975
- 13,766 at Kentucky, Nov. 17, 1973
- 13,638 at Denver, Dec. 6, 1975
- 12,522 at New York, Dec. 9, 1970
- 12,478 at Utah, March 5, 1971
- 12,201 at Utah, Feb. 25, 1972
- 10,12,153 at Utah, March 28, 1973
- at New York, Jan. 26, 1975

SMALLEST HOME

STATE FAIRGROUNDS COLISEUM

- 2,121 vs. Kentucky, Feb. 19, 1968

SMALLEST AWAY

- 200 at Houston, Jan. 14, 1969

LARGEST FULL-SEASON, HOME

STATE FAIRGROUNDS COLISEUM

- 355,985 1971-72 8,476 avg.
- 354,598 1974-75 8,649 avg.
- 347,817 1972-73 8,281 avg.
- 327,498 1970-71 8,187 avg.
- 324,045 1975-76 7,715 avg.

LARGEST HOME, PLAYOFFS

MARKET SQUARE ARENA

- 17,421 vs. Denver, April 30, 1975
- 17,389 vs. San Antonio, April 12, 1975 vs. Denver, April 25, 1975
- 17,388 vs. Kentucky, May 17, 1975
- 15,675 vs. San Antonio, April 16, 1975
- 15,496 vs. San Antonio, April 24, 1975
- 14,589 vs. Kentucky, May 19, 1975
- 12,217 vs. San Antonio, April 10, 1975

ASSEMBLY HALL, BLOOMINGTON, IND.

- 13,007 vs. Utah, April 22, 1972
- 12,899 vs. Kentucky, April 17, 1969

LARGEST HOME, AWAY

- 16,779 at Kentucky, May 8, 1973
- 16,622 at Kentucky, May 22, 1975
- 16,597 at Kentucky, May 12, 1973
- 15,890 at New York, May 15, 1972
- 15,241 at New York, May 12, 1972
- 14,368 at Kentucky, May 13, 1975
- 13,408 at Kentucky, April 30, 1973
- 13,208 at Utah, April 24, 1971
- 12,304 at San Antonio, April 10, 1974
- 12,212 at Kentucky, May 15, 1975

ATTENDANCE

YEAR	HOME		AWAY		TOTAL					
	GAMES	ATTENDANCE AVERAGE	GAMES	ATTENDANCE AVERAGE	GAMES	ATTENDANCE AVERAGE				
1967-68	39	201,522	5,167	1	39	96,063	2,463	78	297,585	3,815
1968-69	39	228,678	5,864	3	39	---	---	78	---	---
1969-70	41	319,261	7,787	8	43	162,827	3,787	84	482,088	5,739
1970-71	40	327,487	8,187	11	44	234,521	5,330	84	562,008	6,691
1971-72	42	355,985	8,476	11	42	229,475	5,464	84	585,460	6,970
1972-73	42	347,817	8,281	4	42	226,703	5,398	84	574,520	6,840
1973-74	42	318,307	7,579	0	42	224,867	5,354	84	543,174	6,466
1974-75	42	361,359	8,604	0	42	249,252	5,935	84	610,611	7,269
1975-76	42	325,050	7,739	1	42	314,602	7,491	84	639,652	7,615



TEAM STATISTICS

OFFENSE

YEAR	G	3-POINT																
		FGM-FGA	PCT	FGM-FGA	PCT	FTM-FTA	PCT	OR	DR	TR	AVG	AST	PF-DQ	ST	TO	BS	PTS	AVG
1967-68	78	3174-7397	.429	96-360	.266	2102-2971	.708	1496	2761	4257	54.6	1176	1788-22	---	1402	---	8546	109.6
1968-69	78	3474-7709	.451	110-368	.299	2273-3180	.715	1604	2827	4431	56.8	1553	2106-48	---	1518	---	9331	119.6
1969-70	84	3593-7896	.455	215-784	.274	2110-2846	.741	1496	2937	4433	52.8	1826	2126-33	---	1485	---	9511	113.2
1970-71	84	3796-8202	.463	306-1024	.299	2104-2741	.768	1424	2949	4373	52.1	2068	1956-27	---	1429	---	10002	119.1
1971-72	84	3601-7805	.461	220-750	.293	2065-2756	.749	1574	3004	4578	54.5	1731	1908-26	---	1524	---	9487	112.9
1972-73	84	3668-7948	.461	172-551	.312	2123-2874	.739	1612	2941	4553	54.2	1860	2056-30	619	1609	415	9631	114.7
1973-74	84	3546-7886	.450	171-543	.315	1625-2242	.725	1474	2896	4370	52.0	1825	1926-39	735	1554	459	8888	105.8
1974-75	84	3891-8365	.465	224-718	.312	1465-1969	.744	1673	2565	4238	50.5	1927	1946-35	890	1543	413	9471	112.8
1975-76	84	3735-8526	.438	250-771	.324	1740-2253	.772	1612	2740	4352	51.8	2087	1981-36	941	1452	459	9460	112.6

DEFENSE

YEAR	G	3-POINT																
		FGM-FGA	PCT	FGM-FGA	PCT	FTM-FTA	PCT	OR	DR	TR	AVG	AST	PF-DQ	ST	TO	BS	PTS	AVG
1967-68	78	3311-7844	.422	141-417	.338	1767-2473	.715	1084	3047	4131	52.9	1257	2013-46	---	1290	---	8530	109.4
1968-69	78	3356-7829	.429	141-506	.279	2157-2939	.734	---	---	4288	54.9	1469	2172-54	---	1450	---	9010	115.5
1969-70	84	3568-8181	.436	125-507	.247	1959-2731	.717	1715	2857	4572	54.4	1726	2224-47	---	1512	---	9220	109.8
1970-71	84	3768-8463	.445	118-412	.286	1847-2489	.742	1732	2884	4616	55.0	1956	2138-39	---	1525	---	9501	113.1
1971-72	84	3718-8183	.454	104-369	.282	1726-2298	.751	1617	2719	4336	51.6	1934	2180-38	---	1437	---	9266	110.3
1972-73	84	3741-8207	.456	78-284	.275	1891-2547	.742	1647	2697	4344	51.7	2033	2255-38	614	1538	335	9451	112.5
1973-74	84	3606-8069	.447	80-332	.241	1524-2031	.750	1468	2788	4256	50.7	1853	2036-46	652	1473	447	8816	104.9
1974-75	84	3831-7848	.488	75-262	.286	1644-2127	.773	1448	2746	4194	49.9	2055	1906-38	684	1716	414	9381	111.7
1975-76	84	3869-8132	.476	63-224	.281	1679-2156	.779	1501	3103	4604	54.8	2135	2061-32	744	1741	493	9480	112.9



STATISTICAL LEADERS

NOTE: Due to incomplete records, statistics from the 1968-69 season are not complete in the following categories: Assists, 3-pt FGs, Total Rebounds, Offensive Rebounds, Defensive Rebounds, Minutes and Turnovers.

SCORING AVERAGE		TP	AVG.
MINIMUM 1,000 POINTS			
1967-68	Freddie Lewis	1565	20.6
1968-69	Mel Daniels	1824	24.0
1969-70	Roger Brown	1935	23.0
1970-71	Mel Daniels	1723	21.0
1971-72	Mel Daniels	1513	19.1
1972-73	George McGinnis	2261	27.6
1973-74	George McGinnis	2071	25.9
1974-75	George McGinnis	2353	29.8
1975-76	Billy Knight	1969	28.1

FG PERCENTAGE		PCT	FG-FGA
MINIMUM 300 FGA			
1967-68	Bob Netolicky	.504	468-928
1968-69	Bob Netolicky	.509	583-1145
1969-70	Art Becker	.521	309-593
1970-71	Mel Daniels	.514	698-1357
1971-72	Mel Daniels	.505	598-1184
1972-73	George McGinnis	.495	868-1755
1973-74	Darnell Hillman	.498	328-658
1974-75	Billy Knight	.534	580-1087
1975-76	Billy Knight	.494	774-1567

FT PERCENTAGE		PCT	FT-FTA
MINIMUM 100 FTA			
1967-68	Freddie Lewis	.798	465-583
1968-69	Freddie Lewis	.822	419-510
1969-70	Billy Keller	.850	164-193
1970-71	Billy Keller	.867	267-308
1971-72	Billy Keller	.879	153-174
1972-73	Billy Keller	.870	234-269
1973-74	Billy Keller	.870	107-123
1974-75	Billy Keller	.883	113-128
1975-76	Billy Keller	.896	164-183

ASSISTS		AST	AVG.
1967-68	Roger Brown	327	4.3
1968-69	Freddie Lewis	346	4.4
1969-70	Roger Brown	392	4.7
1970-71	Billy Keller	437	5.3
1971-72	Freddie Lewis	362	4.7
1972-73	Billy Keller	361	4.3
1973-74	Freddie Lewis	322	4.1
1974-75	George McGinnis	495	6.3
1975-76	Don Buse	689	8.2

BLOCKED SHOTS		BLK	AVG.
<i>Blocked shots were not recorded until 1972-73</i>			
1972-73	Mel Daniels	157	1.9
1973-74	Darnell Hillman	177	2.1
1974-75	Darnell Hillman	133	1.6
1975-76	Len Elmore	178	2.3

SCORING AVERAGE		TP	AVG.
1967-68	Freddie Lewis	1565	20.6
1968-69	Mel Daniels	1824	24.0
1969-70	Roger Brown	1935	23.0
1970-71	Mel Daniels	1723	21.0
1971-72	Mel Daniels	1513	19.1
1972-73	George McGinnis	2261	27.6
1973-74	George McGinnis	2071	25.9
1974-75	George McGinnis	2353	29.8
1975-76	Billy Knight	1969	28.1

3-PT FG PERCENTAGE		PCT	FG-FGA
MINIMUM 50 3-PT FGA			
1967-68	Jim Rayl	.326	57-175
1968-69	Jim Rayl	.370	34-92
1969-70	Roger Brown	.333	40-120
1970-71	Billy Keller	.365	84-230
1971-72	Billy Keller	.331	56-169
1972-73	Roger Brown	.356	42-118
1973-74	Billy Keller	.382	50-131
1974-75	George McGinnis	.354	62-175
1975-76	Billy Keller	.352	123-349

REBOUNDS		REB	AVG.
1967-68	Bob Netolicky	819	11.5
1968-69	Mel Daniels	1256	16.5
1969-70	Mel Daniels	1462	17.6
1970-71	Mel Daniels	1475	18.0
1971-72	Mel Daniels	1297	16.4
1972-73	Mel Daniels	1247	15.4
1973-74	George McGinnis	1197	15.0
1974-75	George McGinnis	1126	14.3
1975-76	Len Elmore	819	10.8

STEALS		STL	AVG.
<i>Steals were not recorded until 1972-73</i>			
1972-73	George McGinnis	157	1.9
1973-74	George McGinnis	159	2.0
1974-75	George McGinnis	206	2.6
1975-76	Don Buse	346	4.1



INDIVIDUAL RECORDS

GAMES PLAYED

Season:	84
Roger Brown.....	1969-70
Darnell Hillman.....	1972-73
Don Buse.....	1975-76
Career:	559
Roger Brown.....	1967-75

MINUTES PLAYED

Season:	3,495
Roger Brown.....	1969-70
Career:	20,315
Roger Brown.....	1967-75

FIELD GOALS MADE

Game:	25
Mel Daniels vs. New York.....	3/18/69
Season:	873
George McGinnis.....	1974-75
Career:	3,700
Mel Daniels.....	1968-74

FIELD GOALS ATTEMPTED

Game:	38
Mel Daniels vs. New York.....	3/18/69
Season:	1,934
George McGinnis.....	1974-75
Career:	7,852
Roger Brown.....	1967-75

FIELD GOAL PERCENTAGE

Game:	1,000
Roger Brown vs. Denver (14-14)
.....	1/25/69
Season:	534
Billy Knight (580-1,087).....	1974-75
Career:	510
Billy Knight (1,354-2,654).....	1974-76

3-PT FIELD GOALS MADE

Game:	6
John Barnhill.....	Twice
Billy Keller.....	Twice
Season:	123
Billy Keller.....	1975-76
Career:	506
Billy Keller.....	1969-76

3-PT FIELD GOALS ATTEMPTED

Game:	12
John Barnhill vs. Kentucky... 12/11/69
Billy Keller vs. Utah.....	4/2/75
Season:	349
Billy Keller.....	1975-76
Career:	1,495
Billy Keller.....	1969-76

3-PT FIELD GOAL PERCENTAGE

Game:	1,000
Four players tied (4-4)
Season:	382
Billy Keller (50-131).....	1973-74
Career:	341
Jim Rayl (91-267).....	1967-69

FREE THROWS MADE

Game:	17
Roger Brown vs. Los Angeles... 2/1/69
Season:	545
George McGinnis.....	1974-75
Career:	2,449
Freddie Lewis.....	1967-74

FREE THROWS ATTEMPTED

Game:	22
George McGinnis vs. Pittsburgh.....
.....	11/9/71
Season:	778
George McGinnis.....	1972-73
Career:	3,006
Roger Brown.....	1967-75

FREE THROW PERCENTAGE

Game:	1,000
Roger Brown vs. Miami (13-13).....
2/19/70
Season:	896
Billy Keller (164-183).....	1975-76
Career:	872
Billy Keller (1,202-1,378).....	1969-76

OFFENSIVE REBOUNDS

Game:	16
George McGinnis vs. Carolina. 1/12/74
Season:	434
George McGinnis.....	1973-74
Career:	2,182
Mel Daniels.....	1968-74

DEFENSIVE REBOUNDS

Game:	26
Mel Daniels vs. Florida.....	12/29/71
Season:	1,081
Mel Daniels.....	1970-71
Career:	5,461
Mel Daniels.....	1968-74

TOTAL REBOUNDS

Game:	37
George McGinnis vs. Carolina. 1/12/74
Season:	1,475
Mel Daniels.....	1970-71
Career:	7,643
Mel Daniels.....	1968-74

ASSISTS

Game:	20
Don Buse vs. Denver.....	3/26/76
Season:	689
Don Buse.....	1975-76
Career:	2,223
Freddie Lewis.....	1967-74

STEALS

Game:	9
Don Buse vs. St. Louis.....	2/17/75
Season:	346
Don Buse.....	1975-76
Career:	N/A
Steals were not recorded until the 1972-73 season

TURNOVERS

Game:	13
George McGinnis at NY, OT.....	3/25/73
Season:	422
George McGinnis.....	1974-75
Career:	1,538
Mel Daniels.....	1968-74

BLOCKED SHOTS

Game:	10
Darnell Hillman vs. Florida.....	3/12/72
Season:	178
Len Elmore.....	1975-76
Career:	N/A
Blocks were not recorded until the 1972-73 season

POINTS

Game:	58
George McGinnis at Dallas, OT
11/28/72
Season:	2,353
George McGinnis.....	1974-75
Career:	10,058
Roger Brown.....	1967-75



TEAM RECORDS

FIELD GOALS MADE

Game:.....64
 vs. Pittsburgh.....4/12/70
 vs. Pittsburgh.....11/10/71
Season: 1974-75.....3,667

FIELD GOALS ATTEMPTED

Game:.....130
 vs. Pittsburgh.....4/12/70
Season: 1975-76.....7,754

FIELD GOAL PERCENTAGE

Game (High):......656
 vs. New York (40-61).....4/5/70
Season (High): 1970-71......487
[3,490-7,168]
Game (Low):......310
 vs. San Antonio (27-87).....10/20/73
Season (Low): 1967-68......429
[3,174-7,397]

3-PT FIELD GOALS MADE

Game:.....9
 Four times
Season: 1970-71.....306

3-PT FIELD GOALS ATTEMPTED

Game:.....30
 vs. Virginia.....12/23/70
Season: 1970-71.....1,024

3-PT FIELD GOAL PERCENTAGE

Min. 33-PTFGA
Game:......833
 vs. San Diego (5-6).....11/12/72
Season: 1975-76......324 [250-771]

FREE THROWS MADE

Game:......60
 vs. Los Angeles.....2/1/69
Season: 1968-69.....2,273

FREE THROWS ATTEMPTED

Game:.....72
 at Carolina, 20T.....12/11/70
Season: 1968-69.....3,180

FREE THROW PERCENTAGE

Game (High):.....1.000
 vs. Carolina (35-35).....10/21/70
Season (High): 1975-76......772
[1,740-2,253]
Game (Low):......429
 vs. Denver (6-14).....2/16/74
Season (Low): 1967-68......708
[2,102-2,971]

OFFENSIVE REBOUNDS

Game:.....35
 vs. Denver.....3/10/76
Season: 1974-75.....1,674

DEFENSIVE REBOUNDS

Game:.....51
 vs. Houston.....11/20/68
Season: 1971-72.....3,004

TOTAL REBOUNDS

Game:.....73
 vs. Pittsburgh.....4/12/70
Season: 1971-72.....4,578

ASSISTS

Game:.....48
 vs. Denver.....3/28/71
Season: 1975-76.....2,087

PERSONAL FOULS

Game:.....41
 at Miami, 20T.....11/25/68
Season: 1969-70.....2,126

DISQUALIFICATIONS

Game:.....4
 at Miami, 20T.....11/25/68
Season: 1968-69.....48

STEALS

Game:......26
 vs. St. Louis.....3/2/75
Season: 1975-76......941

TURNOVERS

Game:......32
 vs. Pittsburgh.....1/31/68
 vs. Memphis.....11/4/71
Season: 1972-73.....1,609

BLOCKS

Game:......17
 vs. Denver.....12/11/74
Season: 1973-74.....459

POINTS

Game (High):.....177
 vs. Pittsburgh.....4/12/70
Season (High): 1970-71.....10,002
Game (Low):......66
 vs. San Antonio.....10/20/73
Season (Low): 1967-68.....8,546



DRAFT PICKS

1967 ABA COLLEGE DRAFT

1. Charles Beasley, SMU
2. Jim Dawson, Illinois
3. Craig Dill, Michigan
4. Bob Netolicky, Drake
5. Jim Walker, Providence
6. Frank Gaidjunes, Villanova
7. Jerry Jones, Iowa
8. Ron Kozlicki, Northwestern
9. Hubie Marshall, LaSalle
10. Ed McKee, Rockhurst
11. Bill Russell, Indiana
12. Gene Washington, Michigan State

1968 ABA COLLEGE DRAFT

1. Don Dee, St. Marys of the Plains
2. Mike Lewis, Duke
3. Don May, Dayton
4. Bob Quick, Xavier
5. Phil Wagner, Georgia Tech
6. Dave Benedict, Central Washington
7. Rudy Bogad, St. John's
8. Jerry Newsom, Indiana State
9. Rich Niemann, St. Louis
10. Jack Thompson, South Carolina
11. Greg Cisson, Rider
12. Bob Hooper, Dayton
13. Harry Joyner, Indiana
14. Tom Niemier, Evansville

1969 ABA COLLEGE DRAFT

1. Bob Amzen, Notre Dame
2. Dick Gruber, North Carolina
3. Tony Masiello, Canisius
4. Willie McCarter, Drake
5. Bill Deher, Indiana
6. Dave Golden, Duke
7. Bill Keller, Purdue
8. Gerald McKee, Ohio
9. Ron Peret, Texas A&M
10. John Jamerson, Fairmont St. [WV]
11. Jim Stephenson, Maine

1970 ABA COLLEGE DRAFT

1. Dennis Awtrey, Santa Clara
2. Vince Fritz, Oregon State
3. Rick Mount, Purdue
4. Surry Oliver, Stephen F. Austin
5. Don Cumutt, Miami
6. Rick Erickson, Washington State
7. Billy Jones, Louisiana College
8. Jerry Kroll, Davidson
9. Bob Reily, Mt. St. Mary's
10. Heyward Dotson, Columbia
11. Mickey Foster, Arizona
12. Seaburn Hill, Arizona State
13. Ted Hillery, St. Joseph's [Ind.]
14. Jeff Sewell, Marquette

1971 ABA COLLEGE DRAFT

1. Darnell Hillman, San Jose State
2. John Mengelt, Auburn
3. Jim Clearmons, Ohio State
4. Clarence Glover, Western Kentucky
5. Jeff Halliburton, Drake
6. Dean Meminger, Marquette
7. Ken Booker, UCLA
8. Tom Crosswhite, Dayton
9. Larry Weatherford, Purdue
10. James England, Tennessee
11. Jeff Smith, New Mexico State
12. Rick Katherman, Duke
13. Clarence Smith, Villanova
14. Rich Walker, Bowling Green
15. Tom Bush, Drake
16. Jim Irving, St. Louis
17. Bob Bissant, Loyola [La.]
18. Rudy Benjamin, Michigan State
19. Slick Pinkham, DePauw [Redshirt]

1972 ABA COLLEGE DRAFT

1. Ed Ratleff, Long Beach State
2. Nate Stephens, Long Beach State
3. Oscar Evans, Butler
4. George Adams, Gardner-Webb
5. Rich Garner, Manhattan
6. Cavin Anderson, Valley City
7. Wardell Dyson, Shaw
8. Jolly Spight, Santa Clara
9. Bill Burton, Eastern Kentucky
10. Wally Rice, Penn Military
11. Lee Sims, Morehead State
12. Nate Williams, Utah State

1972 ABA DISPERSAL DRAFT

1. Dwight Davis, Houston
2. Dwight Jones, Houston
3. Tracy Tripucka, Lafayette
4. Bryan Adrian, Davidson

1973 ABA SPECIAL CIRCUMSTANCES DRAFT

1. Mike Green, Louisiana Tech
2. Louis Dunbar, Houston

1973 ABA COLLEGE UNDERGRADUATE DRAFT

1. Len Elmore, Maryland
2. Rudy Jackson, Hutchinson JC

1973 ABA COLLEGE SENIOR DRAFT

1. Steve Downing, Indiana
2. Jim O'Brien, Maryland
3. Jim Retseck, Auburn
4. John Ritter, Indiana
5. Alan Hornyak, Ohio State
6. Joe Wallace, Denver
7. Jim Andrews, Kentucky
8. Mike Edwards, Tennessee
9. Robert Wilson, Wichita St. [Redshirt]
10. Byron Jones, San Francisco

1974 ABA COLLEGE DRAFT

1. Billy Knight, Pittsburgh
2. Bruce King, Pan American
3. Roland Grant, New Mexico State
4. No Pick
5. Eddie Woods, Oral Roberts
6. Ron DeVries, Illinois State
7. Alex English, South Carolina
8. Bobby Florence, Nevada-Las Vegas
9. Kevin Fitzgerald, Oklahoma State
10. Mark Browne, Missouri Western

1974 ABA DRAFT OF NBA PLAYERS

1. Clifford Ray, Chicago
2. Bill Bradley, New York
3. Mel Counts, Los Angeles
4. Pat Riley, Los Angeles
5. Jim Davis, Detroit

1975 ABA COLLEGE DRAFT

1. Dan Roundfield, Central Michigan
2. Charles Jordan, Canisius
2. Jim Lee, Syracuse
3. Ken Tyler, Gonzaga
4. Brian Hammel, Bentley
5. John Ramsey, Seton Hall
6. Mike Flynn, Kentucky
7. Cliff Pratt, Shaw
8. Bill Andreas, Ohio State





PLAYOFFS HISTORY





PLAYOFFS HISTORY

ABA RESULTS

1967-68

FIRST ROUND

Pittsburgh defeated Indiana, 3-0

Pittsburgh 146, Indiana 127, 3/25/68
Pittsburgh 121, Indiana 108, 3/26/68*
Pittsburgh 133, Indiana 114, 3/27/68

1968-69

FIRST ROUND

Indiana defeated Kentucky, 4-3

Kentucky 128, Indiana 118, 4/8/69*
Indiana 120, Kentucky 115, 4/9/69*
Kentucky 130, Indiana 111, 4/10/69
Kentucky 105, Indiana 104, OT, 4/13/69
Indiana 116, Kentucky 97, 4/14/69*
Indiana 107, Kentucky 89, 4/15/69
Indiana 120, Kentucky 111, 4/17/69*

EASTERN DIVISION FINALS

Indiana defeated Miami, 4-1

Indiana 126, Miami 110, 4/20/69*
Indiana 131, Miami 116, 4/22/69*
Indiana 119, Miami 105, 4/23/69
Miami 114, Indiana 110, 4/25/69
Indiana 127, Miami 105, 4/26/69*

ABA CHAMPIONSHIP

Oakland defeated Indiana, 4-1

Oakland defeated Indiana, 4-1
Oakland 123, Indiana 114, 4/30/69
Indiana 150, Oakland 122, 5/2/69
Oakland 134, Indiana 126, OT, 5/3/69*
Oakland 144, Indiana 117, 5/5/69*
Oakland 135, Indiana 131, OT, 5/7/69

1969-70

EASTERN DIVISION SEMIFINALS

Indiana defeated Carolina, 4-0

Indiana 123, Carolina 105, 4/18/70*
Indiana 103, Carolina 98, 4/19/70*
Indiana 115, Carolina 106, 4/22/70
Indiana 110, Carolina 106, 4/24/70

EASTERN DIVISION FINALS

Indiana defeated Kentucky, 4-1

Kentucky 114, Indiana 110, OT, 5/1/70*
Indiana 121, Kentucky 110, 5/2/70*
Indiana 114, Kentucky 110, 5/3/70
Indiana 111, Kentucky 103, 5/5/70
Indiana 117, Kentucky 103, 5/6/70*

ABA CHAMPIONSHIP

Indiana defeated the L.A. Stars, 4-2

Indiana 109, Los Angeles 93, 5/15/70*
Indiana 114, Los Angeles 111, 5/17/70*
Los Angeles 109, Indiana 106, 5/18/70
Indiana 142, Los Angeles 120, 5/19/70
Los Angeles 117, Indiana 113, OT, 5/23/70*
Indiana 111, Los Angeles 107, 5/25/70

1970-71

WESTERN DIVISION SEMIFINALS

Indiana defeated Memphis, 4-0

Indiana 114, Memphis 98, 4/2/71*
Indiana 106, Memphis 104, 4/3/71*
Indiana 91, Memphis 90, 4/5/71
Indiana 102, Memphis 101, OT, 4/7/71

WESTERN DIVISION FINALS

Utah defeated Indiana, 4-3

Utah 120, Indiana 118, 4/12/71*
Indiana 120, Utah 107, 4/14/71*
Utah 121, Indiana 108, 4/17/71
Utah 126, Indiana 99, 4/20/71
Indiana 127, Utah 109, 4/22/71*
Indiana 105, Utah 102, 4/24/71
Utah 108, Indiana 101, 4/28/71*

1971-72

WESTERN DIVISION SEMIFINALS

Indiana defeated Denver, 4-3

Indiana 102, Denver 96, 3/31/72*
Denver 106, Indiana 105, 4/1/72*
Indiana 122, Denver 120, OT, 4/4/72
Denver 112, Indiana 96, 4/6/72
Indiana 91, Denver 79, 4/8/72*
Denver 106, Indiana 99, 4/9/72
Indiana 91, Denver 89, 4/14/72*

WESTERN DIVISION FINALS

Indiana defeated Utah, 4-3

Utah 108, Indiana 100, 4/15/72
Utah 117, Indiana 109, 4/17/72
Indiana 116, Utah 111, 4/19/72*
Indiana 118, Utah 108, 4/22/72*
Utah 139, Indiana 130, 4/24/72
Indiana 105, Utah 99, 4/26/72*
Indiana 117, Utah 113, 5/1/72

ABA CHAMPIONSHIP

Indiana defeated New York, 4-2

Indiana 124, New York 103, 5/6/72*
New York 117, Indiana 115, 5/9/72*
Indiana 114, New York 108, 5/12/72
New York 110, Indiana 105, 5/15/72
Indiana 100, New York 99, 5/18/72
Indiana 108, New York 105, 5/20/72*

1972-73

WESTERN DIVISION SEMIFINALS

Indiana defeated Denver, 4-1

Indiana 114, Denver 91, 3/31/73*
Indiana 106, Denver 93, 4/1/73*
Denver 105, Indiana 94, 4/3/73
Indiana 97, Denver 95, 4/5/73
Indiana 121, Denver 107, 4/7/73*

WESTERN DIVISION FINALS

Indiana defeated Utah, 4-2

Utah 124, Indiana 107, 4/12/73
Indiana 116, Utah 110, 4/14/73
Indiana 118, Utah 108, 4/16/73*
Utah 104, Indiana 103, 4/18/73*
Indiana 104, Utah 102, 4/19/73
Indiana 107, Utah 98, 4/21/73*

ABA CHAMPIONSHIP

Indiana defeated Kentucky, 4-3

Indiana 111, Kentucky 107, OT, 4/28/73
Kentucky 114, Indiana 102, 4/30/73
Kentucky 92, Indiana 88, 5/3/73*
Indiana 90, Kentucky 86, 5/5/73*
Indiana 89, Kentucky 86, 5/8/73
Kentucky 109, Indiana 93, 5/10/73*
Indiana 88, Kentucky 81, 5/12/73

1973-74

WESTERN DIVISION SEMIFINALS

Indiana defeated San Antonio, 4-3

San Antonio 113, Indiana 109, 3/30/74*
Indiana 128, San Antonio 101, 4/1/74*
San Antonio 115, Indiana 96, 4/3/74
Indiana 91, San Antonio 89, 4/4/74
Indiana 105, San Antonio 100, 4/6/74*
San Antonio 102, Indiana 86, 4/10/74
Indiana 86, San Antonio 79, 4/12/74*

WESTERN DIVISION FINALS

Utah defeated Indiana, 4-3

Utah 105, Indiana 96, 4/13/74
Utah 106, Indiana 102, 4/15/74
Utah 99, Indiana 90, 4/17/74*
Indiana 118, Utah 107, 4/18/74*
Indiana 110, Utah 101, 4/22/74
Indiana 91, Utah 89, 4/25/74*
Utah 109, Indiana 87, 4/27/74

1974-75

WESTERN DIVISION SEMIFINALS

Indiana defeated San Antonio, 4-2

Indiana 122, San Antonio 119, OT, 4/5/75
Indiana 98, San Antonio 93, 4/7/75
Indiana 113, San Antonio 103, OT, 4/10/75*
San Antonio 110, Indiana 109, 4/12/75*
San Antonio 123, Indiana 117, 4/14/75
Indiana 115, San Antonio 100, 4/16/75*

WESTERN DIVISION FINALS

Indiana defeated Denver, 4-3

Denver 131, Indiana 128, 4/20/75
Indiana 131, Denver 124, 4/22/75
Indiana 118, Denver 112, 4/24/75*
Denver 126, Indiana 109, 4/25/75*
Indiana 109, Denver 90, 4/27/75
Denver 104, Indiana 99, 4/30/75*
Indiana 104, Denver 96, 5/3/75

ABA CHAMPIONSHIP

Kentucky defeated Indiana, 4-1

Kentucky 120, Indiana 94, 5/13/75
Kentucky 95, Indiana 93, 5/15/75
Kentucky 109, Indiana 101, 5/17/75*
Indiana 94, Kentucky 86, 5/19/75*
Kentucky 110, Indiana 105, 5/22/75

1975-76

FIRST ROUND

Kentucky defeated Indiana, 2-1

Kentucky 120, Indiana 109, 4/8/76
Indiana 109, Kentucky 95, 4/10/76*
Kentucky 100, Indiana 99, 4/12/76

*Pacers' home game



NBA RESULTS

1980-81**FIRST ROUND****Philadelphia defeated Indiana, 2-0**

Philadelphia 124, Indiana 108, 3/31/81
Philadelphia 96, Indiana 85, 4/2/81*

1986-87**FIRST ROUND****Atlanta defeated Indiana, 3-1**

Atlanta 110, Indiana 94, 4/24/87
Atlanta 94, Indiana 93, 4/26/87
Indiana 96, Atlanta 87, 4/29/87*
Atlanta 101, Indiana 97, 5/1/87*

1989-90**FIRST ROUND****Detroit defeated Indiana, 3-0**

Detroit 104, Indiana 92, 4/26/90
Detroit 100, Indiana 87, 4/28/90
Detroit 108, Indiana 96, 5/1/90*

1990-91**FIRST ROUND****Boston defeated Indiana, 3-2**

Boston 127, Indiana 120, 4/26/91
Indiana 130, Boston 118, 4/28/91
Boston 112, Indiana 105, 5/1/91*
Indiana 116, Boston 113, 5/3/91*
Boston 124, Indiana 121, 5/5/91

1991-92**FIRST ROUND****Boston defeated Indiana, 3-0**

Boston 124, Indiana 113, 4/23/92
Boston 119, Indiana 112, OT, 4/25/92
Boston 102, Indiana 98, 4/27/92*

1992-93**FIRST ROUND****New York defeated Indiana, 3-1**

New York 107, Indiana 104, 4/30/93
New York 101, Indiana 91, 5/2/93
Indiana 116, New York 93, 5/4/93*
New York 109, Indiana 100, OT, 5/6/93*

1993-94**FIRST ROUND****Indiana defeated Orlando, 3-0**

Indiana 89, Orlando 88, 4/28/94
Indiana 103, Orlando 101, 4/30/94
Indiana 99, Orlando 86, 5/2/94*

EASTERN CONFERENCE SEMIFINALS**Indiana defeated Atlanta, 4-2**

Indiana 96, Atlanta 85, 5/10/94
Atlanta 92, Indiana 69, 5/12/94
Indiana 101, Atlanta 81, 5/14/94*
Indiana 102, Atlanta 86, 5/15/94*
Atlanta 88, Indiana 76, 5/17/94
Indiana 98, Atlanta 79, 5/19/94*

EASTERN CONFERENCE FINALS**New York defeated Indiana, 4-3**

New York 100, Indiana 89, 5/24/94
New York 89, Indiana 78, 5/26/94
Indiana 88, New York 68, 5/28/94*
Indiana 83, New York 77, 5/30/94*
Indiana 93, New York 86, 6/1/94
New York 98, Indiana 91, 6/3/94*
New York 94, Indiana 90, 6/5/94

1994-95**FIRST ROUND****Indiana defeated Atlanta, 3-0**

Indiana 90, Atlanta 82, 4/27/95*
Indiana 105, Atlanta 97, 4/29/95*
Indiana 105, Atlanta 89, 5/2/95

EASTERN CONFERENCE SEMIFINALS**Indiana defeated New York, 4-3**

Indiana 107, New York 105, 5/7/95
New York 96, Indiana 77, 5/9/95
Indiana 97, New York 95, OT, 5/11/95*
Indiana 98, New York 84, 5/13/95*
New York 96, Indiana 95, 5/17/95
New York 92, Indiana 82, 5/19/95*
Indiana 97, New York 95, 5/21/95

EASTERN CONFERENCE FINALS**Orlando defeated Indiana 4-3**

Orlando 105, Indiana 101, 5/23/95
Orlando 119, Indiana 114, 5/25/95
Indiana 105, Orlando 100, 5/27/95*
Indiana 94, Orlando 93, 5/29/95*
Orlando 108, Indiana 106, 5/31/95
Indiana 123, Orlando 96, 6/2/95*
Orlando 105, Indiana 81, 6/4/95

1995-96**FIRST ROUND****Atlanta defeated Indiana, 3-2**

Atlanta 92, Indiana 80, 4/25/96*
Indiana 102, Atlanta 94, OT, 4/27/96*
Atlanta 90, Indiana 83, 4/29/96
Indiana 83, Atlanta 75, 5/2/96
Atlanta 89, Indiana 87, 5/5/96*

1997-98**FIRST ROUND****Indiana defeated Cleveland, 3-1**

Indiana 106, Cleveland 77, 4/23/98*
Indiana 92, Cleveland 86, 4/25/98*
Cleveland 86, Indiana 77, 4/27/98
Indiana 80, Cleveland 74, 4/30/98

EASTERN CONFERENCE SEMIFINALS**Indiana defeated New York, 4-1**

Indiana 93, New York 83, 5/5/98*
Indiana 85, New York 77, 5/7/98*
New York 83, Indiana 76, 5/9/98
Indiana 118, New York 107, OT, 5/10/98
Indiana 99, New York 88, 5/13/98*

EASTERN CONFERENCE FINALS**Chicago defeated Indiana, 4-3**

Chicago 85, Indiana 79, 5/17/98
Chicago 104, Indiana 98, 5/19/98
Indiana 107, Chicago 105, 5/23/98*
Indiana 96, Chicago 94, 5/25/98*
Chicago 106, Indiana 87, 5/27/98
Indiana 92, Chicago 89, 5/29/98*
Chicago 88, Indiana 83, 5/31/98

1998-99**FIRST ROUND****Indiana defeated Milwaukee, 3-0**

Indiana 110, Milwaukee 88, 5/9/99*
Indiana 108, Milwaukee 107, OT, 5/11/99*
Indiana 99, Milwaukee 91, 5/13/99

EASTERN CONFERENCE SEMIFINALS**Indiana defeated Philadelphia, 4-0**

Indiana 94, Philadelphia 90, 5/17/99*
Indiana 85, Philadelphia 82, 5/19/99*
Indiana 97, Philadelphia 86, 5/21/99
Indiana 89, Philadelphia 86, 5/23/99

EASTERN CONFERENCE FINALS**New York defeated Indiana, 4-2**

New York 93, Indiana 90, 5/30/99*
Indiana 88, New York 86, 6/1/99*
New York 92, Indiana 91, 6/5/99
Indiana 90, New York 78, 6/7/99
New York 101, Indiana 94, 6/9/99*
New York 90, Indiana 82, 6/11/99

1999-2000**FIRST ROUND****Indiana defeated Milwaukee, 3-2**

Indiana 88, Milwaukee 85, 4/23/00*
Milwaukee 104, Indiana 91, 4/27/00*
Indiana 109, Milwaukee 96, 4/29/00
Milwaukee 100, Indiana 87, 5/1/00
Indiana 96, Milwaukee 95, 5/4/00*

EASTERN CONFERENCE SEMIFINALS**Indiana defeated Philadelphia, 4-2**

Indiana 108, Philadelphia 91, 5/6/00*
Indiana 103, Philadelphia 97, 5/8/00*
Indiana 97, Philadelphia 89, 5/10/00
Philadelphia 92, Indiana 90, 5/13/00
Philadelphia 107, Indiana 86, 5/15/00*
Indiana 106, Philadelphia 90, 5/19/00

EASTERN CONFERENCE FINALS**Indiana defeated New York, 4-2**

Indiana 102, New York 88, 5/23/00*
Indiana 88, New York 84, 5/25/00*
New York 98, Indiana 95, 5/27/00
New York 91, Indiana 89, 5/29/00
Indiana 88, New York 79, 5/31/00*
Indiana 93, New York 80, 6/2/00

NBA FINALS**L.A. Lakers defeated Indiana, 4-2**

L.A. Lakers 104, Indiana 87, 6/7/00
L.A. Lakers 111, Indiana 104, 6/9/00
Indiana 100, L.A. Lakers 91, 6/11/00*
L.A. Lakers, 120, Indiana 118, OT, 6/14/00*
Indiana 120, L.A. Lakers 87, 6/16/00*
L.A. Lakers 116, Indiana 111, 6/19/00

*Pacers' home game



PLAYOFFS HISTORY

NBA RESULTS

2000-01

FIRST ROUND

Philadelphia defeated Indiana, 3-1

Indiana 79, Philadelphia 78, 4/21/01
 Philadelphia 116, Indiana 98, 4/24/01
 Philadelphia 92, Indiana 87, 4/28/01*
 Philadelphia 88, Indiana 85, 5/2/01*

2001-02

FIRST ROUND

New Jersey defeated Indiana, 3-2

Indiana 89, New Jersey 83, 4/20/02
 New Jersey 95, Indiana 79, 4/22/02
 New Jersey 85, Indiana 84, 4/26/02*
 Indiana 97, New Jersey 74, 4/30/02*
 New Jersey 120, Indiana 109, 20T,
 5/2/02

2002-03

FIRST ROUND

Boston defeated Indiana, 4-2

Boston 103, Indiana 100, 4/19/03*
 Indiana 89, Boston 77, 4/21/03*
 Boston 101, Indiana 83, 4/24/03
 Boston 102, Indiana 92, 4/27/03
 Indiana 93, Boston 88, 4/29/03*
 Boston 110, Indiana 90, 5/1/03

2003-04

FIRST ROUND

Indiana defeated Boston, 4-0

Indiana 104, Boston 88, 4/17/04*
 Indiana 103, Boston 90, 4/20/04*
 Indiana 108, Boston 85, 4/23/04
 Indiana 90, Boston 75, 4/25/04

EASTERN CONFERENCE SEMIFINALS

Indiana defeated Miami, 4-2

Indiana 94, Miami 81, 5/6/04*
 Indiana 91, Miami 80, 5/8/04*
 Miami 94, Indiana 87, 5/10/04
 Miami 100, Indiana 88, 5/12/04
 Indiana 94, Miami 83, 5/15/04*
 Indiana 73, Miami 70, 5/18/04

EASTERN CONFERENCE FINALS

Detroit defeated Indiana, 4-2

Indiana 78, Detroit 74, 5/22/04*
 Detroit 72, Indiana 67, 5/24/04*
 Detroit 85, Indiana 78, 5/26/04
 Indiana 83, Detroit 68, 5/28/04
 Detroit 83, Indiana 65, 5/30/04*
 Detroit 69, Indiana 65, 6/1/04

2004-05

FIRST ROUND

Indiana defeated Boston, 4-3

Boston 102, Indiana 82, 4/23/05
 Indiana 82, Boston 79, 4/25/05
 Indiana 99, Boston 76, 4/28/05*
 Boston 110, Indiana 79, 4/30/05*
 Indiana 90, Boston 85, 5/3/05
 Boston 92, Indiana 89, OT, 5/5/05*
 Indiana 97, Boston 70, 5/7/05

EASTERN CONFERENCE SEMIFINALS

Detroit defeated Indiana, 4-2

Detroit 96, Indiana 81, 5/9/05
 Indiana 92, Detroit 83, 5/11/05
 Indiana 79, Detroit 74, 5/13/05*
 Detroit 89, Indiana 76, 5/15/05*
 Detroit 86, Indiana 67, 5/17/05
 Detroit 88, Indiana 79, 5/19/05*

2005-06

FIRST ROUND

New Jersey defeated Indiana, 4-2

Indiana 90, New Jersey 88, 4/23/06
 New Jersey 90, Indiana 75, 4/25/06
 Indiana 107, New Jersey 95, 4/27/06*
 New Jersey 97, Indiana 88, 4/29/06*
 New Jersey 92, Indiana 86, 5/2/06
 New Jersey 96, Indiana 90, 5/4/06*

2010-11

FIRST ROUND

Chicago defeated Indiana, 4-1

Chicago 104, Indiana 99, 4/16/11
 Chicago 96, Indiana 90, 4/18/11
 Chicago 88, Indiana 84, 4/21/11*
 Indiana 89, Chicago 84, 4/23/11*
 Chicago 116, Indiana 89, 4/26/11

2011-12

FIRST ROUND

Indiana defeated Orlando, 4-1

Orlando 81, Indiana 77, 4/28/12*
 Indiana 93, Orlando 78, 4/30/12*
 Indiana 97, Orlando 74, 5/2/12
 Indiana 101, Orlando 99, OT, 5/5/12
 Indiana 105, Orlando 87, 5/8/12*

EASTERN CONFERENCE SEMIFINALS

Miami defeated Indiana, 4-2

Miami 95, Indiana 86, 5/13/12
 Indiana 78, Miami 75, 5/15/12
 Indiana 94, Miami 75, 5/17/12*
 Miami 101, Indiana 93, 5/20/12*
 Miami 115, Indiana 83, 5/22/12
 Miami 105, Indiana 93, 5/24/12*

2012-13

FIRST ROUND

Indiana defeated Atlanta, 4-2

Indiana 107, Atlanta 90, 4/21/13*
 Indiana 113, Atlanta 98, 4/24/13*
 Atlanta 90, Indiana 69, 4/27/13
 Atlanta 102, Indiana 91, 4/29/13
 Indiana 106, Atlanta 83, 5/1/13*
 Indiana 81, Atlanta 73, 5/3/13

EASTERN CONFERENCE SEMIFINALS

Indiana defeated New York, 4-2

Indiana 102, New York 95, 5/5/13
 New York 105, Indiana 79, 5/7/13
 Indiana 82, New York 71, 5/11/13*
 Indiana 93, New York 82, 5/14/13*
 New York 85, Indiana 75, 5/16/13
 Indiana 106, New York 99, 5/18/13*

EASTERN CONFERENCE FINALS

Miami defeated Indiana, 4-3

Miami 103, Indiana 102, OT, 5/22/13
 Indiana 97, Miami 93, 5/24/13
 Miami 114, Indiana 96, 5/26/13*
 Indiana 99, Miami 92, 5/28/13*
 Miami 90, Indiana 79, 5/30/13
 Indiana 91, Miami 77, 6/1/13*
 Miami 99, Indiana 76, 6/3/13

2013-14

FIRST ROUND

Indiana defeated Atlanta, 4-3

Atlanta 101, Indiana 93, 4/19/14*
 Indiana 101, Atlanta 85, 4/22/14*
 Atlanta 98, Indiana 85, 4/24/14
 Indiana 91, Atlanta 88, 4/26/14
 Atlanta 107, Indiana 97, 4/28/14*
 Indiana 95, Atlanta 88, 5/1/14
 Indiana 92, Atlanta 80, 5/3/14*

EASTERN CONFERENCE SEMIFINALS

Indiana defeated Washington, 4-2

Washington 102, Indiana 96, 5/5/14*
 Indiana 86, Washington 82, 5/7/14*
 Indiana 85, Washington 63, 5/9/14
 Indiana 95, Washington 92, 5/11/14
 Washington 102, Indiana 79, 5/13/14*
 Indiana 93, Washington 80, 5/15/14

EASTERN CONFERENCE FINALS

Miami defeated Indiana, 4-2

Indiana 107, Miami 96, 5/18/14*
 Miami 87, Indiana 83, 5/20/14*
 Miami 99, Indiana 87, 5/24/14
 Miami 102, Indiana 90, 5/26/14
 Indiana 93, Miami 90, 5/28/14*
 Miami 117, Indiana 92, 5/30/14

2015-16

FIRST ROUND

Toronto defeated Indiana, 4-3

Indiana 100, Toronto 90, 4/16/16
 Toronto 98, Indiana 87, 4/18/16
 Toronto 101, Indiana 85, 4/21/16*
 Indiana 100, Toronto 83, 4/23/16*
 Toronto 102, Indiana 99, 4/26/16
 Indiana 101, Toronto 83, 4/29/16*
 Toronto 89, Indiana 84, 5/1/16

2016-17

FIRST ROUND

Cleveland defeated Indiana, 4-0

Cleveland 109, Indiana 108, 4/15/17
 Cleveland 117, Indiana 111, 4/17/17
 Cleveland 119, Indiana 114, 4/20/17*
 Cleveland 106, Indiana 102, 4/23/17*

2017-18

FIRST ROUND

Cleveland defeated Indiana, 4-3

Indiana 98, Cleveland 80, 4/15/18
 Cleveland 100, Indiana 97, 4/18/18
 Indiana 92, Cleveland 90, 4/20/18*
 Cleveland 104, Indiana 90, 4/22/18*
 Cleveland 98, Indiana 95, 4/25/18
 Indiana 121, Cleveland 87, 4/27/18*
 Cleveland 105, Indiana 101, 4/29/18

2018-19

FIRST ROUND

Boston defeated Indiana, 4-0

Boston 84, Indiana 74, 4/14/19
 Boston 99, Indiana 91, 4/17/19
 Boston 104, Indiana 96, 4/19/19*
 Boston 110, Indiana 106, 4/21/19*

2019-20

FIRST ROUND

Miami defeated Indiana, 4-0

Miami 113, Indiana 101, 8/18/20*
 Miami 109, Indiana 100, 8/20/20*
 Miami 124, Indiana 115, 8/22/20
 Miami 99, Indiana 87, 8/24/20

*Pacers' home game



FRANCHISE TOP 10

GAMES PLAYED

1. Reggie Miller.....	144
2. Roger Brown.....	110
3. Dale Davis.....	110
4. Rik Smits.....	104
5. Freddie Lewis.....	97
6. Mel Daniels.....	95
7. Billy Keller.....	95
8. Derrick McKey.....	93
9. Mark Jackson.....	74
10. Bob Netolicky.....	73

MINUTES PLAYED

1. Reggie Miller.....	5,308
2. Roger Brown.....	4,030
3. Freddie Lewis.....	3,748
4. Mel Daniels.....	3,438
5. Dale Davis.....	3,323
6. Rik Smits.....	2,747
7. George McGinnis.....	2,720
8. Paul George.....	2,512
9. Billy Keller.....	2,504
10. Bob Netolicky.....	2,385

FIELD GOALS MADE

1. Reggie Miller.....	941
2. Roger Brown.....	765
3. Mel Daniels.....	631
4. Freddie Lewis.....	627
5. Rik Smits.....	623
6. George McGinnis.....	602
7. Bob Netolicky.....	475
8. Billy Keller.....	415
9. Paul George.....	394
10. Dale Davis.....	346

FIELD GOALS ATTEMPTED

1. Reggie Miller.....	2,095
2. Roger Brown.....	1,590
3. Freddie Lewis.....	1,503
4. Mel Daniels.....	1,400
5. George McGinnis.....	1,349
6. Rik Smits.....	1,230
7. Billy Keller.....	975
8. Bob Netolicky.....	945
9. Paul George.....	931
10. Jermaine O'Neal.....	774

FIELD GOAL PERCENTAGE

MINIMUM 20 FGA

1. Wayman Tisdale.....	613
2. Herb Williams.....	588
3. Billy Knight.....	560
4. Jeff Foster.....	556
5. Steve Stipanovich.....	553
6. Dale Davis.....	544
7. Thad Young.....	532
8. John Baum.....	531
9. Oliver Darden.....	529
10. Domantas Sabonis.....	527

3-PT FIELD GOALS MADE

1. Reggie Miller.....	320
2. Paul George.....	136
3. George Hill.....	90
4. Billy Keller.....	87
5. Mark Jackson.....	69
6. Roger Brown.....	68
7. Lance Stephenson.....	58
8. Jalen Rose.....	49
9. Chris Mullin.....	44
10. Danny Granger.....	43

3-PT FIELD GOALS ATTEMPTED

1. Reggie Miller.....	820
2. Paul George.....	372
3. Billy Keller.....	255
4. George Hill.....	239
5. Mark Jackson.....	196
6. Roger Brown.....	190
7. Lance Stephenson.....	177
8. Freddie Lewis.....	157
9. Jalen Rose.....	125
10. Chris Mullin.....	115

3-PT FG PERCENTAGE

MINIMUM 20 FGA

1. Tyreke Evans.....	550
2. Fred Jones.....	426
3. Victor Oladipo.....	404
4. James Jones.....	400
5. C.J. Watson.....	400
6. D.J. Augustin.....	396
7. Darren Collison.....	400
8. Jalen Rose.....	392
9. Chuck Person.....	391
10. Reggie Miller.....	390

FREE THROWS MADE

1. Reggie Miller.....	770
2. Freddie Lewis.....	488
3. Roger Brown.....	462
4. George McGinnis.....	435
5. Mel Daniels.....	360
6. Paul George.....	310
7. Rik Smits.....	290
8. Jermaine O'Neal.....	243
9. Billy Keller.....	222
10. Bob Netolicky.....	193

FREE THROWS ATTEMPTED

1. Reggie Miller.....	862
2. George McGinnis.....	628
3. Roger Brown.....	583
4. Freddie Lewis.....	570
5. Mel Daniels.....	513
6. Paul George.....	386
7. Rik Smits.....	350
8. Jermaine O'Neal.....	334
9. Bob Netolicky.....	297
10. Antonio Davis.....	296
Dale Davis.....	296

FREE THROW PERCENTAGE

MINIMUM 20 FTA

1. LaSalle Thompson.....	.909
2. Reggie Miller.....	.893
3. Art Becker.....	.875
Fred Jones.....	.875
5. Travis Best.....	.874
6. Chris Mullin.....	.873
7. Billy Keller.....	.871
8. Micheal Williams.....	.857
9. Freddie Lewis.....	.856
10. Danny Granger.....	.854

OFFENSIVE REBOUNDS

1. Mel Daniels.....	438
2. Dale Davis.....	354
3. George McGinnis.....	347
4. Roy Hibbert.....	194
5. Darnell Hillman.....	174
6. Roger Brown.....	165
7. Rik Smits.....	149
8. Antonio Davis.....	147
9. Bob Netolicky.....	145
10. Freddie Lewis.....	132

DEFENSIVE REBOUNDS

1. Mel Daniels.....	986
2. Dale Davis.....	644
3. George McGinnis.....	564
4. Paul George.....	409
5. Rik Smits.....	391
6. Jermaine O'Neal.....	387
7. Roger Brown.....	366
8. Reggie Miller.....	339
9. Darnell Hillman.....	335
10. Antonio Davis.....	287

TOTAL REBOUNDS

1. Mel Daniels.....	1,424
2. Dale Davis.....	998
3. George McGinnis.....	911
4. Roger Brown.....	705
5. Bob Netolicky.....	645
6. Rik Smits.....	540
7. Darnell Hillman.....	509
8. Jermaine O'Neal.....	488
9. Paul George.....	472
10. Roy Hibbert.....	450

REBOUND AVERAGE

MINIMUM 20 GAMES

1. Mel Daniels.....	14.99
2. George McGinnis.....	12.65
3. Jermaine O'Neal.....	9.76
4. Dale Davis.....	9.07
5. Billy Knight.....	8.87
6. Bob Netolicky.....	8.84
7. Roy Hibbert.....	8.33
8. Len Elmore.....	7.62
9. David West.....	7.47
10. George Peeples.....	7.35



FRANCHISE TOP 10

ASSISTS

1. Mark Jackson.....	574
2. Freddie Lewis.....	432
3. Roger Brown.....	405
4. Reggie Miller.....	357
5. Billy Keller.....	334
6. George McGinnis.....	293
7. Paul George.....	259
8. Jamaal Tinsley.....	196
9. Derrick McKey.....	189
10. George Hill.....	181

PERSONAL FOULS

1. Rik Smits.....	419
2. Roger Brown.....	391
3. Mel Daniels.....	386
4. Dale Davis.....	349
5. Freddie Lewis.....	330
6. George McGinnis.....	307
7. Derrick McKey.....	285
8. Reggie Miller.....	275
9. Antonio Davis.....	224
10. Darnell Hillman.....	222

DISQUALIFICATIONS

1. Roger Brown.....	14
2. Rik Smits.....	13
3. Mel Daniels.....	8
4. George McGinnis.....	7
5. Ron Artest.....	5
Antonio Davis.....	5
Freddie Lewis.....	5
8. Dale Davis.....	4
9. Travis Best.....	3
Austin Croshere.....	3
Paul George.....	3
Bob Netolicky.....	3
Jermaine O'Neal.....	3

STEALS

1. Don Buse.....	166
2. Reggie Miller.....	146
3. Paul George.....	112
4. Derrick McKey.....	79
5. Mark Jackson.....	77
6. George McGinnis.....	76
7. Dale Davis.....	67
8. George Hill.....	65
9. Rik Smits.....	51
10. Ron Artest.....	49

TURNOVERS

1. George McGinnis.....	286
2. Mel Daniels.....	258
3. Reggie Miller.....	257
4. Freddie Lewis.....	238
5. Roger Brown.....	207
6. Paul George.....	188
7. Rik Smits.....	185
8. Mark Jackson.....	179
9. Billy Keller.....	146
10. Dale Davis.....	135

BLOCKED SHOTS

1. Jermaine O'Neal.....	120
2. Dale Davis.....	119
3. Roy Hibbert.....	106
4. Rik Smits.....	90
5. Antonio Davis.....	67
Darnell Hillman.....	67
7. Myles Turner.....	55
8. Mel Daniels.....	45
9. Len Elmore.....	41
10. Derrick McKey.....	37
Paul George.....	37

POINTS

1. Reggie Miller.....	2,972
2. Roger Brown.....	2,060
3. Freddie Lewis.....	1,779
4. George McGinnis.....	1,668
5. Mel Daniels.....	1,621
6. Rik Smits.....	1,537
7. Paul George.....	1,234
8. Bob Netolicky.....	1,143
9. Billy Keller.....	1,139
10. Jermaine O'Neal.....	903

SCORING AVERAGE

MINIMUM 15 GAMES

1. Billy Knight.....	24.87
2. George McGinnis.....	23.17
3. Chuck Person.....	21.93
4. Reggie Miller.....	20.64
5. Paul George.....	18.98
6. Roger Brown.....	18.73
Detlef Schrempf.....	18.73
8. Freddie Lewis.....	18.34
9. Jermaine O'Neal.....	18.06
10. Ron Artest.....	17.27



TOP 10 - NBA ONLY

GAMES PLAYED

1. Reggie Miller.....	144
2. Dale Davis.....	110
3. Rik Smits.....	104
4. Derrick McKey.....	93
5. Mark Jackson.....	74
6. Antonio Davis.....	67
7. Austin Croshere.....	65
Paul George.....	65
9. Travis Best.....	59
10. Jalen Rose.....	55
George Hill.....	55

MINUTES PLAYED

1. Reggie Miller.....	5,308
2. Dale Davis.....	3,323
3. Rik Smits.....	2,747
4. Paul George.....	2,512
5. Mark Jackson.....	2,318
6. Derrick McKey.....	2,275
7. George Hill.....	1,953
8. Jermaine O'Neal.....	1,917
9. David West.....	1,792
10. Jalen Rose.....	1,776

FIELD GOALS MADE

1. Reggie Miller.....	941
2. Rik Smits.....	623
3. Paul George.....	394
4. Dale Davis.....	346
5. Jermaine O'Neal.....	330
6. Jalen Rose.....	310
7. David West.....	302
8. Roy Hibbert.....	258
9. Mark Jackson.....	250
10. George Hill.....	241

FIELD GOALS ATTEMPTED

1. Reggie Miller.....	2,095
2. Rik Smits.....	1,230
3. Paul George.....	931
4. Jermaine O'Neal.....	774
5. Jalen Rose.....	714
6. David West.....	642
7. Dale Davis.....	636
8. Mark Jackson.....	587
9. George Hill.....	547
10. Roy Hibbert.....	531

FIELD GOAL PERCENTAGE

MINIMUM 20 FGA

1. Wayman Tisdale.....	613
2. Herb Williams.....	588
3. Jeff Foster.....	556
4. Steve Stipanovich.....	553
5. Dale Davis.....	544
6. Billy Knight.....	533
7. Thaddeus Young.....	532
8. Domantas Sabonis.....	527
9. Mike Sanders.....	524
10. Lou Amundson.....	522

3-PT FIELD GOALS MADE

1. Reggie Miller.....	320
2. Paul George.....	136
3. George Hill.....	90
4. Mark Jackson.....	69
5. Lance Stephenson.....	58
6. Jalen Rose.....	49
7. Chris Mullin.....	44
8. Danny Granger.....	43
9. Austin Croshere.....	38
10. Ron Artest.....	37

3-PT FIELD GOALS ATTEMPTED

1. Reggie Miller.....	820
2. Paul George.....	372
3. George Hill.....	239
4. Mark Jackson.....	196
5. Lance Stephenson.....	177
6. Jalen Rose.....	125
7. Chris Mullin.....	115
8. Danny Granger.....	112
9. Ron Artest.....	110
Austin Croshere.....	110

3-PT FG PERCENTAGE

MINIMUM 20 FGA

1. Tyreke Evans.....	550
2. Fred Jones.....	426
3. Victor Oladipo.....	404
4. James Jones.....	400
C.J. Watson.....	400
6. D.J. Augustin.....	396
7. Darren Collison.....	392
Jalen Rose.....	392
9. Chuck Person.....	391
10. Reggie Miller.....	390

FREE THROWS MADE

1. Reggie Miller.....	770
2. Paul George.....	310
3. Rik Smits.....	290
4. Jermaine O'Neal.....	243
5. Antonio Davis.....	191
6. George Hill.....	164
7. Roy Hibbert.....	163
8. Jalen Rose.....	162
9. David West.....	151
10. Derrick McKey.....	148
Austin Croshere.....	148

FREE THROWS ATTEMPTED

1. Reggie Miller.....	862
2. Paul George.....	386
3. Rik Smits.....	350
4. Jermaine O'Neal.....	324
5. Antonio Davis.....	296
Dale Davis.....	296
7. Roy Hibbert.....	213
8. George Hill.....	205
9. Jalen Rose.....	201
10. David West.....	199

FREE THROW PERCENTAGE

MINIMUM 20 FTA

1. LaSalle Thompson.....	909
2. Reggie Miller.....	893
Malcolm Brogdon.....	893
4. Fred Jones.....	875
5. Travis Best.....	874
6. Micheal Williams.....	857
7. Chris Mullin.....	855
8. Danny Granger.....	854
9. Ricky Pierce.....	850
10. Haywoode Workman.....	847

OFFENSIVE REBOUNDS

1. Dale Davis.....	354
2. Roy Hibbert.....	194
3. Rik Smits.....	149
4. Antonio Davis.....	147
5. Derrick McKey.....	123
Jeff Foster.....	123
7. Jermaine O'Neal.....	101
8. David West.....	86
9. Reggie Miller.....	77
10. Mark Jackson.....	74
Austin Croshere.....	74

DEFENSIVE REBOUNDS

1. Dale Davis.....	644
2. Paul George.....	409
3. Rik Smits.....	391
4. Jermaine O'Neal.....	387
5. Reggie Miller.....	339
6. Antonio Davis.....	287
7. David West.....	280
8. Lance Stephenson.....	273
9. Derrick McKey.....	260
10. Mark Jackson.....	258

TOTAL REBOUNDS

1. Dale Davis.....	998
2. Rik Smits.....	540
3. Jermaine O'Neal.....	488
4. Paul George.....	472
5. Roy Hibbert.....	450
6. Antonio Davis.....	434
7. Reggie Miller.....	416
8. Derrick McKey.....	383
9. David West.....	366
10. Mark Jackson.....	332

REBOUND AVERAGE

MINIMUM 20 GAMES

1. Jermaine O'Neal.....	9.76
2. Dale Davis.....	9.07
3. Roy Hibbert.....	8.33
4. David West.....	7.47
5. Paul George.....	7.26
6. Myles Turner.....	6.77
7. Antonio Davis.....	6.48
8. Ron Artest.....	6.27
9. Lance Stephenson.....	5.94
10. Jeff Foster.....	5.53



PLAYOFFS HISTORY

TOP 10 - NBA ONLY

ASSISTS

1. Mark Jackson.....	574
2. Reggie Miller.....	357
3. Paul George.....	259
4. Jamaal Tinsley.....	196
5. Derrick McKey.....	189
6. George Hill.....	181
7. Lance Stephenson.....	175
8. Travis Best.....	164
9. Haywoode Workman.....	160
10. Jalen Rose.....	149

PERSONAL FOULS

1. Rik Smits.....	419
2. Dale Davis.....	349
3. Derrick McKey.....	285
4. Reggie Miller.....	275
5. Antonio Davis.....	224
6. Paul George.....	208
7. Roy Hibbert.....	195
8. Jermaine O'Neal.....	188
9. Jalen Rose.....	165
10. Travis Best.....	156

DISQUALIFICATIONS

1. Rik Smits.....	13
2. Ron Artest.....	5
Antonio Davis.....	5
4. Dale Davis.....	4
5. Travis Best.....	3
Austin Croshere.....	3
Paul George.....	3
Jermaine O'Neal.....	3
9. Roy Hibbert.....	2
Domantas Sabonis.....	2
Lance Stephenson.....	2
Jamaal Tinsley.....	2
Micheal Williams.....	2

STEALS

1. Reggie Miller.....	146
2. Paul George.....	112
3. Derrick McKey.....	79
4. Mark Jackson.....	77
5. Dale Davis.....	67
6. George Hill.....	65
7. Rik Smits.....	51
8. Ron Artest.....	49
Jamaal Tinsley.....	49
10. Jalen Rose.....	46

TURNOVERS

1. Reggie Miller.....	257
2. Paul George.....	188
3. Rik Smits.....	185
4. Mark Jackson.....	179
5. Dale Davis.....	135
6. Derrick McKey.....	132
7. Jermaine O'Neal.....	130
8. Jalen Rose.....	109
9. David West.....	105
10. Roy Hibbert.....	103

BLOCKED SHOTS

1. Jermaine O'Neal.....	120
2. Dale Davis.....	119
3. Roy Hibbert.....	106
4. Rik Smits.....	90
5. Antonio Davis.....	67
6. Myles Turner.....	55
7. Derrick McKey.....	37
Paul George.....	37
9. David West.....	36
10. Ian Mahinmi.....	34
Reggie Miller.....	34

POINTS

1. Reggie Miller.....	2,972
2. Rik Smits.....	1,537
3. Paul George.....	1,234
4. Jermaine O'Neal.....	903
5. Dale Davis.....	837
6. Jalen Rose.....	831
7. David West.....	757
8. George Hill.....	736
9. Mark Jackson.....	701
10. Roy Hibbert.....	680

SCORING AVERAGE

MINIMUM 15 GAMES

1. Chuck Person.....	21.93
2. Reggie Miller.....	20.64
3. Paul George.....	18.98
4. Detlef Schrempf.....	18.73
5. Jermaine O'Neal.....	18.06
6. Ron Artest.....	17.27
7. Danny Granger.....	15.64
8. David West.....	15.45
9. Stephen Jackson.....	15.21
10. Jalen Rose.....	15.11



INDIVIDUAL RECORDS

MINUTES PLAYED

Pacers (NBA):51
Reggie Miller, at New York, OT...5/6/93
Pacers (ABA):53
Several times (most recent):
Don Buse, vs. San Antonio, OT
4/10/75
Opponents:56
Kenyon Martin, vs. New Jersey, 2OT....
5/2/02

FIELD GOALS MADE

Pacers (NBA):16
Chuck Person, at Boston.....4/28/91
Jalen Rose, vs. Philadelphia.....5/6/00
Anthony Johnson, vs. NJ.....5/4/06
Pacers (ABA):18
George McGinnis, vs. SA.....4/12/75
Billy Knight, at Denver.....4/22/75
Billy Knight, at Kentucky.....5/22/75
Opponents:21
Shaquille O'Neal, at L.A. Lakers. 6/7/00

FIELD GOALS ATTEMPTED

Pacers (NBA):28
Paul George, vs. Miami.....5/28/14
Paul George, vs. Cleveland.....4/20/17
Pacers (ABA):33
Roger Brown, vs. Oakland.....5/3/69
Opponents:37
Dominique Wilkins, at Atlanta 4/26/87

FIELD GOAL PERCENTAGE

Pacers:917
Rik Smits, vs. Chicago [11-12]5/29/98
Opponents:889
Udonis Haslem, at Miami [8-9], 5/30/13

3-PT FIELD GOALS MADE

Pacers (NBA):7
Chuck Person, at Boston.....4/28/91
Reggie Miller, at Atlanta.....4/29/95
Reggie Miller, at Philadelphia.....5/6/00
Paul George, at Washington.....5/11/14
Bojan Bogdanovic, vs. Cleveland4/20/18
Pacers (ABA):9
Billy Keller, vs. San Antonio.....4/1/74
Opponents:7
John Starks, vs. New York.....5/11/95
Dennis Scott, at Orlando.....5/25/95
Duncan Robinson, vs. Miami. 8/20/20

3-PT FIELD GOALS ATTEMPTED

Pacers:16
Reggie Miller vs. Milwaukee, OT5/11/99
Opponents:18
Dennis Scott at Orlando.....5/25/95

3-PT FIELD GOAL PERCENTAGE

Pacers:1.000
Austin Croshere vs. Phil. [4-4]...5/8/00
Fred Jones at Boston [4-4].....5/7/05
Opponents:1.000
Trevor Ariza [6-6], vs. Washington,
5/5/14

FREE THROWS MADE

Pacers (NBA):17
Reggie Miller at New York.....4/30/93
Reggie Miller vs. New York.....5/30/94
Paul George vs. Atlanta.....4/21/13
Pacers (ABA):17
Freddie Lewis at Kentucky.....5/3/70
Opponents:21
Paul Pierce, vs. Boston.....4/19/03

FREE THROWS ATTEMPTED

Pacers (NBA):19
Reggie Miller vs. New York.....5/30/94
Pacers (ABA):22
George McGinnis vs. SA.....4/10/75
Opponents:*39
Shaquille O'Neal at L.A. Lakers. 6/9/00

FREE THROW PERCENTAGE

Pacers (NBA):1.000
Reggie Miller at NY [17-17]....4/30/93
Pacers (ABA):1.000
Freddie Lewis at Ky. [17-17].....5/3/70
Opponents:1.000
Paul Pierce, vs. Boston [21-21]4/19/03

OFFENSIVE REBOUNDS

Pacers (NBA):11
Jermaine O'Neal at Boston.....5/1/03
Pacers (ABA):13
George McGinnis at Utah.....4/17/72
Opponents:11
Patrick Ewing at New York.....6/5/94
Jonas Valanciunas at Toronto 4/16/16

DEFENSIVE REBOUNDS

Pacers (NBA):19
Jermaine O'Neal vs. Boston, OT,
4/29/03
Pacers (ABA):20
Mel Daniels vs. Denver.....4/1/73
Opponents:19
Shaquille O'Neal at L.A. Lakers. 6/9/00
Ben Wallace vs. Detroit.....5/22/04

TOTAL REBOUNDS

Pacers (NBA):19
Jermaine O'Neal vs. Boston, OT, 4/29/03
Pacers (ABA):27
Mel Daniels vs. Los Angeles.....5/17/70
Mel Daniels vs. Utah.....4/22/71
Opponents:24
Shaquille O'Neal at L.A. Lakers. 6/9/00

ASSISTS

Pacers:17
Mark Jackson at Cleveland.....4/27/98
Opponents:15
Glenn Rivers, vs. Atlanta.....5/1/87
John Bagley at Boston.....4/25/92
Anfernee Hardaway at Orlando5/25/95
Jason Kidd at New Jersey.....5/2/06

STEALS

Pacers:7
Haywoode Workman at Orlando, 4/28/94
Opponents:8
Mookie Blaylock at Atlanta.....4/29/96

TURNOVERS

Pacers (NBA):8
Mark Jackson at Atlanta.....5/2/95
Reggie Miller at Cleveland.....4/30/98
Pacers (ABA):11
George McGinnis vs. San Antonio, 4/16/75
Opponents:10
Anfernee Hardaway vs. Orlando5/2/94

BLOCKED SHOTS

Pacers:9
Roy Hibbert vs. Orlando.....4/28/1
Opponents:6
Patrick Ewing at New York.....5/24/94
Marcus Camby, New York.....6/9/99
Dikembe Mutombo at Philadelphia,
4/24/01

POINTS

Pacers (NBA):41
Reggie Miller vs. Milwaukee.....5/4/00
Reggie Miller at Philadelphia...4/24/01
Pacers (ABA):53
Roger Brown vs. L.A. Stars.....5/19/70
Opponents:46
LeBron James at Cleveland....4/18/18



PLAYOFFS HISTORY

TEAM RECORDS

FIELD GOALS MADE

Pacers High (NBA):	50
at Boston.....	4/28/91
Pacers High (ABA):	53
at Oakland.....	5/2/69
vs. Utah.....	4/22/71
Pacers Low:	21
vs. Boston.....	4/30/05
Opponents High:	50
at Philadelphia.....	3/31/81
Opponents Low:	22
vs. New York.....	5/28/94
at Cleveland.....	4/30/98

FIELD GOALS ATTEMPTED

Pacers (NBA):	95
at Detroit.....	5/11/05
vs. Cleveland.....	4/20/17
Pacers High (ABA):	125
vs. Oakland.....	5/3/69
Pacers Low:	56
at Chicago.....	5/31/98
Opponents High:	107
at Boston.....	4/25/92
Opponents Low:	56
at Cleveland.....	4/30/98

FIELD GOAL PERCENTAGE

Pacers:603
vs. New York [44-73].....	5/4/93
Pacers High (ABA):607
at Denver [51-84].....	4/22/75
Pacers Low:269
vs. Boston [21-78].....	4/30/05
Opponents High:614
at Miami [43-70].....	5/22/12
Opponents Low:304
vs. Atlanta [28-92].....	5/3/14

3-PT FIELD GOALS MADE

Pacers (NBA):	16
vs. Cleveland.....	4/20/17
Pacers Low:	0
Several times [most recent]:	
at Milwaukee, 5/1/00	
Opponents High:	21
vs. Cleveland.....	4/20/17
Opponents Low:	0
Several times [most recent]:	
at Miami, 5/13/12	

3-PT FIELD GOALS ATTEMPTED

Pacers High:	41
vs. Cleveland.....	4/20/17
Pacers Low:	3
Several times [most recent]:	
at New York, 6/7/99	
Opponents High:	44
vs. Atlanta.....	5/3/14
vs. Cleveland.....	4/20/17
Opponents Low:	1
at Philadelphia.....	3/31/81
at Boston.....	4/23/92

3-PT FIELD GOAL PERCENTAGE

Pacers:692
at Boston [9-13].....	4/28/91
Pacers Low:000
at Milwaukee [0-13]*.....	5/1/00
Opponents High:714
at New York [10-14].....	5/29/00
Opponents Low:000
at Boston [0-7].....	5/5/91

FREE THROWS MADE

Pacers (NBA):	39
vs. Boston.....	5/1/91
Pacers High (ABA):	42
at Oakland.....	5/2/69
at Kentucky.....	5/3/70
Pacers Low:	*2
vs. Detroit.....	5/19/05
Opponents High:	43
at Miami.....	8/22/20
Opponents Low:	5
at Washington.....	5/7/14

FREE THROWS ATTEMPTED

Pacers (NBA):	47
vs. Atlanta.....	5/1/87
vs. Boston.....	5/1/91
vs. New York.....	6/1/99
Pacers High (ABA):	58
at Oakland.....	5/2/69
Pacers Low:	7
vs. Detroit.....	5/19/05
Opponents High:	57
at L.A. Lakers.....	6/9/00
Opponents Low:	8
vs. Miami.....	5/28/14

FREE THROW PERCENTAGE

Pacers (NBA):	1.000
vs. New York [12-12].....	5/23/00
Pacers High (ABA):	1.000
vs. Denver [17-17].....	4/25/75
Pacers Low (NBA):286
vs. Detroit [2-7].....	5/19/05
Opponents High:	1.000
vs. New York [18-18].....	5/18/13
Opponents Low:417
at Washington [5-12].....	5/7/14

OFFENSIVE REBOUNDS

Pacers (NBA):	24
at Boston.....	5/1/03
Pacers High (ABA):	35
vs. Utah.....	4/14/71
Pacers Low:	4
Several times [most recent]:	
vs. Miami.....	8/20/20
Opponents High:	28
at New York.....	6/5/94
Opponents Low:	3
vs. Atlanta.....	4/29/87
vs. Boston.....	4/30/05
at Atlanta.....	5/3/13

DEFENSIVE REBOUNDS

Pacers (NBA):	46
at Atlanta.....	5/3/13
Pacers High (ABA):	49
at Carolina.....	4/22/70
Pacers Low:17
vs. Cleveland.....	4/25/98
vs. Chicago.....	5/25/98
Opponents High:	48
at Boston.....	4/14/19
Opponents Low:	16
vs. Atlanta.....	5/15/94
vs. New York, OT.....	5/11/95

TOTAL REBOUNDS

Pacers (NBA):	55
vs. Boston, OT.....	4/29/03
vs. Atlanta.....	5/3/14
Pacers High (ABA):	71
vs. Los Angeles.....	5/15/70
Pacers Low:	23
vs. Washington.....	5/13/14
Opponents High:	62
vs. Washington.....	5/13/14
Opponents Low:	24
vs. New York, OT.....	5/11/95



TEAM RECORDS

ASSISTS

Pacers High (NBA):	28
at Boston	4/28/91
vs. Atlanta	5/15/94
Pacers High (ABA):	35
vs. Denver	4/7/73
Pacers Low:	8
vs. Detroit.....	5/24/04
Opponents High:	35
at Philadelphia.....	3/31/81
Opponents Low:	9
vs. Miami.....	5/17/12

PERSONAL FOULS

Pacers (NBA):	38
at L.A. Lakers.....	6/9/00
Pacers Low:	15
vs. Washington	5/7/14
vs. Miami	5/18/14
Opponents High:	40
New York	6/1/99
Opponents Low:	11
at Miami.....	5/30/13

DISQUALIFICATIONS

Pacers (NBA):	3
at New Jersey, 2OT.....	5/2/02
Opponents High:	3
vs. New York.....	6/1/99

STEALS

Pacers High:	19
at Boston	4/25/04
Pacers Low:	0*
vs. Orlando.....	5/27/95
vs. Philadelphia.....	5/2/01
Opponents High:	17
vs. New York.....	6/3/94
Opponents Low:	1
at New York.....	5/21/95

TURNOVERS

Pacers (NBA):	35
at New York.....	5/9/95
Pacers Low:	4
at L.A. Lakers.....	6/9/00
Opponents High:	26
vs. New York.....	5/30/94
at Boston.....	4/25/04
Opponents Low:	5
at L.A. Lakers.....	6/19/00
at New Jersey.....	4/23/06
vs. Miami.....	5/26/13

BLOCKED SHOTS

Pacers High (NBA):	13
vs. Atlanta.....	5/3/14
Pacers High (ABA):	14
at Denver.....	4/9/72
Pacers Low:	0
Several times (most recent: at Orlando, 5/23/95)	
Opponents High:	19
vs. Detroit.....	5/24/04
Opponents Low:	0
at Atlanta.....	5/2/95
vs. Milwaukee.....	5/4/00
vs. New York.....	5/18/13

POINTS

Pacers High (NBA):	130
at Boston	4/28/91
Pacers High (ABA):	150
at Oakland.....	5/2/69
Pacers Low:	65
vs. Detroit.....	5/30/04
at Detroit.....	6/1/04
Opponents High:	127
at Boston	4/26/91
Opponents Low:	63
at Washington.....	5/9/14

*Tied NBA Record

NOTE: The Indiana Pacers joined the NBA for the 1976-77 season.



INDIVIDUAL PERFORMANCES

TRIPLE-DOUBLES

PACERS

1. Mark Jackson, vs. New York, 5/13/98 22 points, 14 rebounds, 13 assists
2. Paul George, vs. Atlanta, 4/21/13 23 points, 11 rebounds, 12 assists
3. Victor Oladipo, vs. Cleveland, 4/27/18 28 points, 13 rebounds, 10 assists

OPPONENTS

1. Larry Bird, at Boston, 4/26/91 21 points, 12 rebounds, 12 assists
2. Mookie Blaylock, at Atlanta, 5/12/94 11 points, 10 rebounds, 13 assists
3. Mookie Blaylock, at Atlanta, 5/17/94 14 points, 10 rebounds, 13 assists
4. LeBron James, at Miami, 5/22/13 30 points, 10 rebounds, 10 assists
5. LeBron James, vs. Cleveland, 4/20/17 41 points, 13 rebounds, 12 assists
6. LeBron James, at Cleveland, 4/15/18 24 points, 10 rebounds, 12 assists

DOUBLE-DOUBLES

LISTED FOR CURRENT PLAYERS, PACERS' STATS ONLY, PLAYOFFS ONLY

MYLES TURNER

1. at Miami, 8/22/20 15 points, 12 rebounds
2. at Miami, 8/24/20 22 points, 14 rebounds



SCORING BY QUARTERS

**AMERICAN
BASKETBALL ASSOCIATION**
FIRST QUARTER

Pacers High:	38	at Los Angeles.....	5/18/70
		vs. Utah.....	4/12/71
Pacers Low:	11	at Kentucky.....	4/12/76
Opponents High:	41	at Kentucky.....	4/8/76
Opponents Low:	12	vs. San Antonio.....	4/12/74

SECOND QUARTER

Pacers High:	41	at Denver.....	4/22/75
Pacers Low:	15	vs. San Antonio.....	4/12/74
Opponents High:	37	at Los Angeles.....	5/19/70
Opponents Low:	15	vs. Denver.....	4/8/72

THIRD QUARTER

Pacers High:	45	at Los Angeles.....	5/19/70
Pacers Low:	14	at Kentucky.....	4/28/73
Opponents High:	48	at Pittsburgh.....	3/27/68
Opponents Low:	11	at Kentucky.....	5/12/73

FOURTH QUARTER

Pacers High:	41	at Oakland.....	5/2/69
		at Utah.....	4/20/71
Pacers Low:	16	vs. Denver.....	4/14/72
		vs. Kentucky.....	5/5/73
Opponents High:	46	vs. Miami.....	4/20/69
Opponents Low:	13	at Denver.....	4/27/75

OVERTIME

Pacers High:	16	vs. San Antonio.....	4/10/75
Pacers Low:	6	vs. Los Angeles.....	5/23/70
Opponents High:	16	vs. Oakland.....	5/3/69
Opponents Low:	6	vs. San Antonio.....	4/10/75

FIRST HALF

Pacers High:	73	at Oakland.....	5/2/69
Pacers Low:	29	vs. San Antonio.....	4/12/74
Opponents High:	71	at Pittsburgh.....	3/25/68
Opponents Low:	34	vs. Denver.....	4/8/72

SECOND HALF

Pacers High:	79	at Los Angeles.....	5/19/70
Pacers Low:	41	at San Antonio.....	4/4/74
Opponents High:	78	at Pittsburgh.....	3/27/68
Opponents Low:	37	vs. San Antonio.....	4/12/74

**NATIONAL
BASKETBALL ASSOCIATION**
FIRST QUARTER

Pacers High:	39	vs. L.A. Lakers.....	6/16/00
Pacers Low:	13	vs. New York.....	5/5/98
		vs. Detroit.....	5/15/05
		at Miami.....	5/30/14
Opponents High:	41	Boston.....	4/19/19
Opponents Low:	11	at Detroit.....	6/1/04
		vs. Detroit.....	5/13/05

SECOND QUARTER

Pacers High:	37	vs. Cleveland.....	4/20/17
Pacers Low:	10	at Detroit.....	6/1/04
Opponents High:	41	Atlanta.....	4/28/14
Opponents Low:	8	vs. New York.....	5/31/00

THIRD QUARTER

Pacers High:	38	vs. New York.....	5/4/93
Pacers Low:	8	at Boston.....	4/14/19
Opponents High:	42	at Boston.....	5/5/91
Opponents Low:	11	at Detroit.....	5/28/04

FOURTH QUARTER

Pacers High:	38	vs. Boston.....	4/20/04
Pacers Low:	9	at Toronto.....	4/26/16
Opponents High:	39	at Miami.....	5/22/12
Opponents Low:	10	at Boston.....	4/25/05

OVERTIME

Pacers High:	16	at New York.....	5/10/98
Pacers Low:	2	at New Jersey.....	5/2/02
Opponents High:	17	at Boston.....	4/25/92
Opponents Low:	0*	vs. Boston.....	4/29/03

FIRST HALF

Pacers High:	74	vs. Cleveland.....	4/20/17
Pacers Low:	30	at Detroit.....	5/26/04
		at Atlanta.....	4/27/13
Opponents High:	74	at Miami.....	8/22/20
Opponents Low:	27	at Detroit.....	6/1/04

SECOND HALF

Pacers High:	67	vs. New York.....	5/4/93
Pacers Low:	24	vs. Detroit.....	5/24/04
Opponents High:	71	at Boston.....	4/23/92
Opponents Low:	26	at Philadelphia.....	4/21/01

*NBA Record



PLAYOFFS HISTORY

TEAM STATISTICS

OFFENSE

YEAR	G	3-POINT			FTM-FTA PCT	OR	DR	TR	AVG	AST	PF-DQ	ST	TO	BS	PTS	AVG		
		FGM-FGAPCT	FTM-FGAPCT	FTM-FTA PCT														
1967-68	3	135-295	458	5-29	.172	74-98	.755	—	—	170	56.7	65	93-4	—	54	—	349	116.3
1968-69	17	766-1736	441	25-96	.260	490-688	.712	—	—	968	56.9	324	489-12	—	269	—	2047	120.4
1969-70	15	626-1427	439	42-149	.282	425-562	.756	289	576	865	57.7	309	375-5	—	243	—	1719	114.6
1970-71	11	445-1048	425	45-166	.271	256-332	.771	210	366	576	52.4	236	239-5	—	154	—	1191	108.3
1971-72	20	825-1816	454	53-167	.317	464-629	.738	370	647	1017	50.9	383	479-7	—	288	—	2167	108.4
1972-73	18	698-1617	432	27-112	.241	425-559	.760	334	610	944	52.4	373	461-3	99	287	79	1848	102.7
1973-74	14	526-1188	443	41-123	.333	300-398	.754	222	423	645	46.1	279	312-5	114	192	54	1393	99.5
1974-75	18	767-1645	466	53-165	.321	372-504	.738	291	586	877	48.7	399	433-5	157	288	103	1959	108.8
1975-76	3	123-268	459	8-25	.320	63-78	.808	47	93	140	46.7	78	71-0	31	48	11	317	105.7
1980-81	2	75-182	412	2-6	.333	41-57	.719	37	56	93	46.5	46	51-0	22	39	5	193	96.5
1986-87	4	138-288	479	3-18	.167	101-146	.692	39	115	154	38.5	85	112-2	20	59	6	380	95.0
1989-90	3	105-228	461	5-23	.217	60-73	.822	33	76	109	36.3	52	77-0	11	44	7	275	91.7
1990-91	5	209-424	493	26-58	.448	148-177	836	53	131	184	36.8	121	145-4	39	75	21	592	118.4
1991-92	3	111-242	459	20-45	.444	81-103	.786	28	77	105	35.0	70	83-1	26	40	12	323	107.7
1992-93	4	148-300	493	16-41	.390	99-126	.786	38	106	144	36.0	96	101-2	24	62	16	411	102.8
1993-94	16	532-1195	445	59-155	.381	321-443	.725	214	434	648	40.5	347	396-2	147	285	67	1444	90.3
1994-95	17	577-1257	459	94-261	.360	429-557	.770	227	477	704	41.4	351	459-4	93	267	58	1677	98.6
1995-96	5	162-368	440	17-57	.298	94-122	.770	70	141	211	42.2	86	116-1	42	93	16	435	87.0
1997-98	16	512-1113	460	87-232	.375	357-470	.760	148	416	564	35.3	306	397-8	115	234	79	1468	91.8
1998-99	13	426-965	441	85-234	.363	280-367	.763	151	388	539	41.5	269	337-4	86	206	67	1217	93.6
1999-00	23	804-1814	443	164-433	.379	484-585	.827	232	700	932	40.5	468	538-7	125	267	107	2256	98.1
2000-01	4	131-329	398	25-73	.342	62-75	.827	47	112	159	39.8	83	94-2	19	50	18	349	87.3
2001-02	5	174-380	458	24-59	.407	86-113	.761	42	169	211	42.2	106	125-3	41	91	20	458	91.6
2002-03	6	181-466	388	31-106	.292	154-195	.790	79	202	281	46.8	119	141-3	42	85	35	547	91.2
2003-04	16	491-1202	408	95-285	.333	291-397	.733	173	501	674	42.1	286	376-6	139	217	100	1368	85.5
2004-05	13	375-949	395	73-231	.316	269-343	.784	142	379	521	40.1	234	286-1	105	196	77	1092	84.0
2005-06	6	187-422	443	40-117	.342	122-163	.748	50	174	224	37.3	107	149-2	36	95	27	536	89.3
2010-11	5	164-401	409	29-77	.377	94-122	.770	65	127	192	38.4	80	115-0	41	76	28	451	90.2
2011-12	11	371-874	424	63-197	.320	195-253	.771	136	348	484	44.0	179	242-3	76	166	60	1000	90.9
2012-13	19	612-1413	433	119-364	.347	104-542	.740	242	624	866	45.6	332	428-4	104	312	84	1744	91.8
2013-14	19	639-1416	451	139-366	.380	323-444	.727	156	594	750	39.5	357	394-1	134	258	80	1740	91.6
2015-16	7	231-524	441	57-149	.383	137-167	.820	64	211	275	39.3	127	156-0	53	101	39	656	93.7
2016-17	4	162-348	466	45-115	.391	66-86	.767	47	121	168	42.0	90	91-1	32	53	15	435	108.8
2017-18	7	270-561	481	68-190	.358	96-135	.711	57	223	280	40.0	148	153-2	57	92	19	704	100.6
2018-19	4	134-334	401	40-119	.336	59-82	.720	32	129	161	40.3	83	80-1	33	48	14	367	91.8
2019-20	4	146-321	455	48-128	.375	63-81	.778	23	123	146	36.5	90	93-1	37	61	22	403	100.8



TEAM STATISTICS

DEFENSE

YEAR	G	FGM-FGAPCT	3-POINT			OR	DR	TR	AVG	AST	PF-DQ	ST	TO	BS	PTS	AVG
			FGM-FGAPCT	FTM-FTA	PCT											
1967-68	3	149-289 .516	9-33 .273	93-140 .664	—	—	164	54.7	67	79-2	—	43	—	400	133.3	
1968-69	17	720-1661.433	35-109 .321	508-681.746	—	—	950	55.9	288	504-14	—	300	—	1983	116.6	
1969-70	15	636-1452.438	40-133 .301	300-420.714	279	532	811	54.1	333	424-9	—	271	—	1612	107.5	
1970-71	11	478-1051.455	11-47 .234	219-276.793	223	402	625	56.8	268	254-2	—	171	—	1186	107.8	
1971-72	20	858-1807.475	19-72 .264	410-558.735	353	649	1002	50.1	416	532-5	—	324	—	2145	107.3	
1972-73	18	704-1599.440	16-80 .200	388-525.739	292	590	882	49.0	372	485-11	81	304	90	1812	100.7	
1973-74	14	590-1226.481	9-37 .243	226-296.764	226	451	677	48.4	292	349-14	97	203	52	1415	101.1	
1974-75	18	796-1703.467	11-54 .204	388-475.817	328	591	919	51.1	426	455-14	133	299	73	1951	108.4	
1975-76	3	134-284.472	0-7 .000	47-68 .691	63	94	157	52.3	84	77-4	23	57	23	315	105.0	
1980-81	2	92-173 .532	0-3 .000	36-57 .632	24	69	93	46.5	56	52-0	22	40	19	220	110.0	
1986-87	4	143-294.486	4-17 .235	102-144.708	42	117	159	39.8	103	112-0	25	58	19	392	98.0	
1989-90	3	122-253.482	5-13 .385	63-79 .797	44	79	123	41.0	64	75-0	16	36	11	312	104.0	
1990-91	5	215-418.514	4-24 .167	160-194.825	59	147	206	41.2	123	136-0	46	80	20	594	118.8	
1991-92	3	132-273.484	2-6 .333	79-103.767	53	98	151	50.3	75	75-2	23	37	13	345	115.0	
1992-93	4	159-333.477	15-37.405	77-112.688	63	119	182	45.5	107	108-2	39	60	16	410	102.5	
1993-94	16	510-1199.425	69-201.343	309-437.707	227	396	623	38.9	337	398-2	143	280	92	1398	87.4	
1994-95	17	590-1243.475	152-357.426	325-490.663	179	426	605	35.6	362	466-5	132	237	89	1657	97.5	
1995-96	5	162-381.425	39-99.394	77-108.713	74	114	188	37.6	86	114-1	49	79	35	440	88.0	
1997-98	16	512-1164.440	64-182.352	344-474.726	201	429	630	39.4	305	420-8	139	248	58	1432	89.5	
1998-99	13	435-1005.433	40-141.284	260-349.745	154	346	500	38.5	221	355-7	107	171	58	1170	90.0	
1999-00	23	844-1857.454	98-283.346	409-594.689	259	691	950	41.3	452	550-6	142	266	102	2195	95.4	
2000-01	4	136-321.424	13-44.295	89-113.788	58	131	189	47.3	84	86-0	30	44	23	374	93.5	
2001-02	5	178-415.429	16-60.267	85-118.720	54	153	207	41.4	91	112-1	41	74	32	457	91.4	
2002-03	6	203-471.431	57-149.383	118-147.803	53	190	243	40.5	121	152-3	46	75	24	581	96.8	
2003-04	16	462-1164.397	59-192.307	314-405.775	172	506	678	42.4	271	367-3	104	249	101	1297	81.1	
2004-05	13	421-974.432	59-190.311	229-304.753	150	395	545	41.9	238	295-4	101	187	86	1130	86.9	
2005-06	6	202-451.448	28-97.289	126-158.797	63	166	229	38.2	140	151-3	43	71	19	558	93.0	
2010-11	5	167-402.415	37-105.352	117-144.813	74	158	232	46.4	99	111-1	41	81	38	488	97.6	
2011-12	11	366-852.430	68-213.319	185-257.720	115	320	435	39.5	178	224-1	75	147	61	985	89.5	
2012-13	19	638-1491.428	134-377.355	331-439.754	189	505	694	36.5	323	471-8	141	218	89	1741	91.6	
2013-14	19	636-1461.435	168-476.353	319-412.774	177	582	759	39.9	352	410-2	130	258	82	1759	92.6	
2015-16	7	227-577.393	50-177.282	142-186.763	103	208	311	44.4	113	152-2	53	97	32	646	92.3	
2016-17	4	160-331.483	54-134.403	77-107.720	40	119	159	39.8	79	73-0	28	51	25	451	112.8	
2017-18	7	232-534.434	73-227.322	127-167.760	64	207	270	38.7	120	142-1	46	101	25	664	94.9	
2018-19	4	142-320.444	47-118.398	66-87.759	30	161	191	47.8	81	78-0	22	64	12	397	99.3	
2019-20	4	150-323.464	52-133.391	93-119.782	37	145	182	45.5	96	63-0	35	57	17	445	111.3	





ALL-TIME RESULTS





ALL-TIME RESULTS

1967-68

PLAYER	G	MIN	3-POINT			FTM-FTA	PCT	OR	DR	TR	AST	PF-DQ	TO	PTS	AVG	
			FGM-FGA	PCT	FGM-FGA											
Freddie Lewis	76	2921	542-1287	.421	16-74	220	465-583	.798	152	288	440	183	217-2	209	1565	20.6
Roger Brown	76	2974	544-1286	.423	14-54	259	390-517	.754	25	388	647	327	296-10	265	492	19.6
Bob Netolicky	71	2385	468-928	.504	0-1	0.000	220-369	.596	320	499	819	69	162-0	143	1156	16.3
Reggie Harding	25	840	142-314	.452	0-1	0.000	52-90	.578	82	252	394	53	59-0	77	336	13.4
Oliver Darden	77	2045	371-831	.447	0-1	0.000	180-270	.667	185	342	527	69	277-2	140	922	12.0
Jimmy Rayl	74	2193	317-819	.387	57-175	326	195-243	.803	38	200	238	210	197-1	193	886	12.0
Bobby Joe Edmonds	72	1338	213-488	.437	1-6	.167	150-229	.655	133	241	374	29	183-4	123	577	8.0
Jerry Harkness	71	1241	172-394	.437	1-5	.200	152-223	.682	81	112	193	129	109-1	77	497	7.0
George Peoples	65	1203	138-339	.407	0-3	0.000	115-188	.612	126	252	378	29	136-1	71	391	6.0
Ron Bonham	42	426	80-210	.381	0-2	0.000	85-105	.809	26	31	57	14	36-0	32	245	5.8
Jim Dawson	21	288	46-133	.346	1-7	.143	25-43	.581	10	11	21	32	16-0	16	118	5.6
Matt Aitch	45	637	100-247	.405	0-2	0.000	52-77	.675	54	106	160	18	69-1	37	252	5.6
Ron Kozlicki	37	354	41-121	.339	6-29	.207	21-34	.618	30	39	69	14	31-0	19	109	3.0
PACERS	78	18845	3174-7397	.425	96-360	.267	2102-2971	.708	1496	2761	4257	1176	1788-22	1402	8546	109.6
OPONENTS	78	18845	3311-7844	.422	141-417	.338	1767-2473	.715	1084	3047	4131	1257	2013-46	1290	8530	109.4

1967-68 (38-40)

OCTOBER

14	Kentucky	W	117-95
18	Anaheim	W	106-103
20	at Kentucky	W	106-99
21	at New Orleans	W	114-111
22	at Dallas	W	121-101
26	at Oakland	L	114-118
27	at Oakland ¹	W	119-105

NOVEMBER

1	New Jersey	W	123-113
2	at Minnesota	L	84-109
6	at Kentucky	W	105-95
7	at Pittsburgh	W	100-83
8	New Orleans	W	109-101
11	Dallas	W	126-103
12	at Denver	L	103-110
13	at Dallas	W	119-118
15	Oakland	W	119-110
16	Pittsburgh	L	90-116
22	Dallas	L	111-112
25	Houston	W	124-88
26	at Minnesota	L	99-121

DECEMBER

2	Anaheim	W	132-117
3	at Pittsburgh	L	100-103
5	New Jersey ²	W	121-106
6	at Kentucky	W	100-97 OT
7	Denver	W	110-99
9	New Orleans	L	101-110
10	at Houston	L	87-107
11	at Dallas	L	114-119
13	Minnesota ³	L	99-113
16	Pittsburgh	L	117-122
18	at Denver	L	104-126
19	at Oakland ⁴	L	128-129
20	at Anaheim ⁵	W	144-142
23	Minnesota	L	101-104
26	New Jersey	W	117-107
28	Dallas	L	125-127 OT
30	Kentucky	W	124-80
31	at Pittsburgh	L	106-121

JANUARY

2	at Denver	L	80-98
3	at Anaheim	L	111-122
5	at Anaheim	L	121-124
6	Houston	W	103-97
7	at Minnesota	L	106-109
10	Minnesota	W	105-79
11	at Pittsburgh	L	115-128
13	Pittsburgh	W	113-99
14	at Houston	L	87-92
15	at New Orleans	L	107-108
17	Pittsburgh	L	101-137
19	at New Jersey	L	110-122
20	at New Jersey	L	96-106
21	at Minnesota	L	88-103
22	at Kentucky	L	91-100
27	Minnesota	W	115-108 OT
31	Pittsburgh ⁶	W	119-113

FEBRUARY

2	at New Jersey	W	113-103
6	at Pittsburgh	W	113-100
7	New Jersey	W	106-105
8	Denver ²	L	91-98
10	at New Jersey	L	112-124
11	at Kentucky	L	90-103
13	Oakland	W	120-109
14	at Minnesota	L	96-99
15	Minnesota ⁷	L	101-122
17	Houston	W	115-99
19	Kentucky ⁸	L	129-134
21	Denver	W	123-110
25	Kentucky	W	100-93
28	Oakland	W	122-116 2OT

MARCH

2	Anaheim	W	124-119
4	New Orleans ⁹	L	118-128
5	at New Jersey	L	111-121
7	at Houston	L	104-115
9	New Jersey	W	120-99
10	at New Orleans	W	113-105
13	Minnesota	W	116-106
15	Kentucky	L	96-108
22	at Kentucky	L	106-119

PLAYOFFS

First Round

25	at Pittsburgh	L	127-146
26	Pittsburgh	L	108-121
27	at Pittsburgh	L	114-133

¹ at San Jose, Calif.

² at Kokomo, Ind.

³ at New Castle, Ind.

⁴ at Richmond, Calif.

⁵ at Fresno, Calif.

⁶ at Shelbyville, Ind.

⁷ at Dayton, Ohio

⁸ at Madison, Ind.

⁹ at Fort Wayne, Ind.

ALL-TIME RESULTS



1968-69

PLAYER	G	MIN	3-POINT			FTM-FTA	PCT	OR	DR	TR	AST	PF-DQ	TO	PTS	AVG	
			FGM-FGA	PCT	FGM-FGA											PCT
Mel Daniels	76	2334	712-1492	477	0-4	000	400-662	604	---	---	1256	116	276-8	272	1824	240
Roger Brown	75	2658	558-1153	484	5-16	313	442-563	785	---	---	510	345	281-11	215	1573	210
Freddie Lewis	78	3055	550-1217	452	22-83	265	419-510	822	---	---	374	346	289-5	224	1585	203
Bob Neticolicky	78	2721	583-1140	511	0-5	000	306-491	623	---	---	798	87	231-4	178	1472	189
Ron Perry	27	865	104-245	424	33-91	363	58-70	829	---	---	73	97	108-3	67	365	13.5
Steve Chubin	24	725	100-239	418	1-6	167	129-162	796	---	---	95	125	104-1	86	332	13.8
Jerry Harkness	10	272	31-67	463	0-0	000	30-47	638	---	---	34	21	27-0	20	92	9.2
Jimmy Rayl	27	567	38-110	345	34-92	370	61-68	897	---	---	67	63	80-2	50	239	8.9
Mike Lewis	24	457	75-161	469	0-1	000	47-68	691	---	---	181	29	68-1	49	197	8.2
Jay Miller	41	494	103-229	450	0-0	000	77-112	688	---	---	81	20	65-2	55	283	6.9
Don Dee	58	989	138-386	358	0-1	000	56-75	747	---	---	292	33	179-9	72	332	5.7
Tom Thacker	18	346	40-115	348	0-2	000	18-31	581	---	---	67	52	51-0	26	98	5.4
George Peeples	64	1111	122-278	439	0-0	000	101-142	711	---	---	358	33	137-2	73	345	5.4
John Fairchild	52	582	91-231	394	10-29	345	73-103	709	---	---	111	28	90-0	59	285	5.5
Bob Hooper	54	955	108-239	452	4-32	125	43-59	729	---	---	109	142	91-0	52	271	5.0
Phil Wagner	12	180	10-37	270	1-4	250	13-17	765	---	---	23	14	28-0	18	36	3.0
Jack Thompson	2	5	1-2	500	0-1	000	0-0	000	---	---	1	2	0-0	2	2	1.0
Harry Joyner	2	5	0-0	000	0-0	000	0-0	000	---	---	1	0	1-0	0	0	0.0
PACERS	78	18920	3364-7341	458	110-368	299	2273-3180	715	---	---	4431	1553	2106-48	1518	9331	119.8
OPPONENTS	78	18920	3215-7323	438	141-506	279	2157-2939	734	---	---	4288	1469	2172-54	1450	9010	115.5

1968-69 (44-34)

OCTOBER

18	Oakland	L	133-144
23	Kentucky	L	108-112
26	at Kentucky	L	119-122
31	Denver	W	122-100

NOVEMBER

2	Houston	L	100-102
4	Minnesota	L	120-121
6	at Denver	L	107-109 OT
7	at Oakland	L	128-153
9	at Los Angeles	W	112-107
15	at Minnesota	L	95-105
17	at New York	W	114-91
19	at Dallas	L	107-110
20	at Houston	W	106-94
21	at New Orleans	L	117-129
23	at Miami	L	107-126
25	at Miami	L	121-126 2OT
27	Dallas	L	100-106
29	Los Angeles	W	108-103

DECEMBER

2	at Miami	L	104-109
4	at Kentucky	L	110-112
5	New Orleans	W	118-115
10	at New York	L	102-117
11	Miami	W	117-100
13	at Kentucky	W	115-107
14	Houston	W	112-103
17	at Minnesota	L	109-111
18	Miami	W	122-118 OT
21	Kentucky	W	114-97
22	at New York	W	125-110
23	at Miami	L	109-118
26	Minnesota	W	134-133 OT
28	Oakland	L	121-129
30	Kentucky	W	100-93
31	New York	W	123-105

JANUARY

3	New Orleans	W	126-112
4	Minnesota	W	103-102
5	at Houston	W	107-101
7	at New Orleans	W	120-108
8	at Kentucky	L	97-109
10	at Minnesota	L	119-122
11	New Orleans	W	128-114
14	at Houston	W	116-113
15	at Dallas	L	120-127 OT
16	New York	W	96-94
18	Los Angeles	L	128-129 OT
20	Kentucky	W	141-129
22	Miami	W	140-117
25	Denver	W	131-122
29	at Denver	L	128-131
30	Oakland	L	143-146 OT
31	at Minnesota	W	117-110

FEBRUARY

1	Los Angeles	W	172-141
2	at Miami	L	113-130
4	at New Orleans	W	138-117
5	Denver	W	125-109
8	Oakland	L	103-118
9	at Minnesota	W	119-118
14	at Denver	L	103-112
15	Dallas	L	116-121
16	at New York	L	96-112
18	Minnesota	W	140-133
21	at Dallas	L	116-120
22	Kentucky	L	108-111
25	Miami	W	128-123
26	at New York	W	113-104

MARCH

2	Houston	W	133-128
5	Dallas	W	131-96
7	New York	W	143-124
9	Miami	W	128-123
11	at New York	W	122-112
13	New York	W	125-87
16	Minnesota	W	144-113
18	New York	W	143-114
23	Minnesota	W	132-113
25	at Los Angeles	W	140-124
26	at Los Angeles	W	134-123
27	at Oakland	L	110-122

APRIL

2	at Kentucky	L	127-132
---	-------------	---	---------

PLAYOFFS

First Round

8	Kentucky	L	118-128
9	Kentucky	W	120-115
10	at Kentucky	L	111-130
13	at Kentucky	L	104-105 OT
14	Kentucky	W	116-97
15	at Kentucky	W	107-89
17	Kentucky	W	120-111

Eastern Division Finals

20	Miami	W	126-110
22	Miami	W	131-116
23	at Miami	W	119-105
25	at Miami	L	110-114
26	Miami	W	127-105

ABA Championship

30	at Oakland	L	114-123
----	------------	---	---------

MAY

2	at Oakland	W	150-122
3	Oakland	L	126-134 OT
5	Oakland	L	117-144
7	at Oakland	L	131-135 OT



ALL-TIME RESULTS

1969-70

PLAYER	G	MIN	3-POINT			FTM-FTA	PCT	OR	DR	TR	AST	PF-DQ	TO	PTS	AVG	
			FGM-FGA	PCT	PCT											
Roger Brown	84	3495	719-1444	498	40-120	333	457-562	813	178	442	620	392	308-3	229	1935	23.0
Bob Netelicky	82	3222	673-1393	483	2-7	286	343-502	683	337	539	876	123	211-2	185	1691	20.6
Mel Daniels	83	3039	613-1295	473	0-2	000	330-489	675	423	1039	1462	131	309-7	307	1556	18.8
Freddie Lewis	81	2877	448-1065	421	47-177	266	383-485	790	118	159	277	289	294-5	190	1326	16.4
John Barnhill	77	2374	325-824	394	71-272	261	158-238	664	60	113	173	312	198-2	157	879	11.4
Art Becker	82	1504	309-593	521	0-1	000	111-137	810	110	269	379	45	249-8	61	729	8.9
Billy Keller	82	1482	252-634	397	42-154	273	164-193	850	75	99	174	235	153-0	115	710	8.6
Barry Orms	9	143	17-40	425	0-3	000	17-26	654	13	24	37	13	30-1	8	51	5.7
Oliver Darden	26	288	47-121	388	1-4	250	16-23	696	22	68	90	13	48-0	25	111	4.3
Steve Chubin	32	381	41-93	441	2-4	500	50-60	833	23	18	41	69	73-1	63	134	4.2
Jay Miller	52	415	75-167	449	0-1	000	41-57	719	43	37	80	16	63-2	28	191	3.7
Tom Thacker	70	1016	70-212	330	10-39	256	38-69	551	91	120	211	185	177-2	115	188	2.7
Dick Grubar	2	8	2-3	667	0-0	000	0-0	000	0	0	0	1	1-0	0	4	2.0
John Fairchild	3	26	1-6	167	0-0	000	1-2	500	1	8	9	2	8-0	1	3	1.0
Bobby Joe Edmonds	3	12	1-5	200	0-0	000	1-3	333	2	2	4	0	0-0	1	3	1.0
Gerald McKee	1	3	0-1	000	0-0	000	0-0	000	0	0	0	0	0-0	0	0	0.0
PACERS	84	20285	3593-7896	455	215-784	274	2110-2846	741	1496	2917	4413	1826	2124-33	1470	9511	113.2
OPPONENTS	84	20285	3568-8181	436	125-507	247	1959-2731	717	1715	2857	4572	1726	2224-47	1512	9220	109.8

1969-70 (59-25)

OCTOBER

17	Miami	W	126-116
18	Los Angeles	L	123-126
22	Denver	W	117-107
25	Carolina	W	129-112
29	Pittsburgh	W	129-113
30	at Washington	W	123-121 OT

NOVEMBER

1	Carolina	W	114-109
5	at New York	W	104-98
7	New York	W	118-108
8	Denver	W	99-96
10	Kentucky	L	100-110
12	at Carolina	W	130-111
13	at Miami	W	115-109
15	at Kentucky	W	115-111 OT
16	at Los Angeles	W	129-113
18	at Denver	W	108-105
26	Miami	W	123-114
28	at New York	L	113-121 OT

DECEMBER

3	Miami	W	126-117
4	Dallas	L	103-112
7	at Los Angeles	W	108-99
10	at Pittsburgh	W	97-91
11	at Kentucky	W	115-96
13	Dallas	L	101-106
16	at Dallas	W	108-104
17	at Miami	W	101-100
19	at Carolina	W	92-88
20	Pittsburgh	W	137-115
27	Washington	W	118-113
29	New Orleans	W	94-89
30	at Miami	W	118-109
31	Kentucky	W	112-100

JANUARY

2	New York	L	112-125
4	at Carolina	W	121-113
5	at New Orleans	W	96-92
6	at Miami	L	100-103
8	at Kentucky	W	118-105
9	at New York	W	111-104
10	New Orleans	W	105-94
15	Carolina	L	93-100
18	at New York	W	129-111
19	at Kentucky	W	108-106
21	Kentucky	W	97-90
25	at New York	L	83-96
27	New Orleans	W	88-87
29	Los Angeles	W	127-123
31	Pittsburgh	L	112-116

FEBRUARY

1	at Denver	W	118-105
3	at Dallas	L	122-126
4	New York	L	92-102
6	Kentucky	W	102-100
7	Miami	W	122-115
8	at Kentucky	W	109-107 OT
11	Washington	W	142-132
12	at Pittsburgh	W	119-106
14	Los Angeles	W	109-103
15	at Washington	L	111-120
19	at Miami	L	102-107
20	at Carolina	L	90-101
21	at Pittsburgh	W	130-110
27	at Denver	L	100-132

MARCH

1	at Los Angeles	L	105-108
4	New York	W	105-97
5	at Washington	W	123-110
6	Miami	W	119-116
8	Dallas	W	131-114
11	Pittsburgh	W	122-120 OT
13	Kentucky	W	125-106

15	Carolina	W	114-110
18	Denver	L	112-128
20	Pittsburgh	W	119-114
22	New York	W	114-97
25	Carolina	L	107-121
27	at Pittsburgh	W	115-111
30	at New Orleans	L	106-120
31	at Dallas	L	119-145

APRIL

2	at Kentucky	L	94-112
4	at Pittsburgh	W	132-116
5	New York	L	99-104
10	at Carolina	L	107-116
11	Washington	W	125-119
12	Pittsburgh	W	177-135
13	at New Orleans	L	110-120
15	at Miami	W	118-111

PLAYOFFS

Western Division Semifinals

18	Carolina	W	123-105
19	Carolina	W	103-98
22	at Carolina	W	115-106
24	at Carolina	W	110-106

MAY

Eastern Division Finals

1	Kentucky	L	110-114 OT
2	Kentucky	W	121-110
3	at Kentucky	W	114-110
5	at Kentucky	W	111-103
6	Kentucky	W	117-103

ABA Championship

15	Los Angeles	W	109-93
17	Los Angeles	W	114-111
18	at Los Angeles	L	106-109
19	at Los Angeles	W	142-120
23	Los Angeles	L	113-117 OT
25	at Los Angeles	W	111-107



1970-71

PLAYER	G	MIN	3-POINT			FTM-FTA	PCT	OR	DR	TR	AST	PF-DQ	TO	PTS	AVG	
			FGM-FGA	PCT	FGM-FGA											
Mel Daniels	82	3170	698-1357	.514	1-13	.077	326-480	679	394	1081	1475	178	292-8	230	1723	21.0
Roger Brown	82	3364	610-1266	.482	63-223	.283	407-512	795	176	393	569	395	289-5	232	1690	20.6
Freddie Lewis	81	3034	547-1241	.441	59-194	.304	372-461	807	169	167	336	433	249-1	202	1525	18.8
Bob Netolicky	82	3137	651-1305	.499	2-8	.250	237-333	712	267	507	774	104	192-2	138	1541	18.8
Billy Keller	83	2490	417-980	.426	84-230	.365	267-308	867	81	159	240	437	170-1	196	1185	14.3
Warren Armstrong	62	1586	227-554	.410	47-163	.288	181-238	761	68	230	298	214	205-4	190	682	11.0
Art Becker	51	840	187-376	.497	4-6	.667	62-69	899	69	148	217	22	153-1	43	440	8.6
Don Sidle	30	528	86-157	.548	2-4	.500	49-74	662	73	74	147	31	66-1	33	223	7.4
Rick Mount	66	832	149-402	.371	23-79	.291	116-145	800	28	43	71	107	127-0	78	437	6.6
John Barnhill	43	619	80-241	.332	14-75	.187	42-61	689	24	38	62	83	51-0	37	216	5.0
Earle Higgins	53	467	104-223	.466	3-17	.176	20-30	667	48	80	128	35	109-4	26	231	4.4
Jay Miller	2	9	4-5	.800	0-0	.000	0-0	0.000	3	0	3	1	1-0	1	8	4.0
Wayne Chapman	22	192	30-78	.385	4-9	.444	24-29	828	12	19	31	21	31-0	15	88	4.0
Tom Thacker	8	92	6-17	.353	0-3	.000	1-1	1.000	5	17	22	7	18-0	8	13	1.6
PACERS	84	20335	3796-8202	.463	306-1024	.299	2104-2741	.768	1424	2949	4373	2068	1953-27	1429	10002	119.1
OPPONENTS	84	20335	3768-8463	.445	118-412	.286	1847-2489	.742	1732	2884	4653	1954	2138-39	1525	9501	113.1

1970-71 (58-26)

OCTOBER

15	Kentucky	W	127-95
16	Denver	W	115-103
18	Texas	W	134-113
19	Miami	W	123-97
21	at Carolina	W	125-113
23	at Texas	W	122-118
24	at Utah	L	118-124
25	at Denver	L	116-122 OT
28	at Memphis	W	113-99
31	at Miami	L	104-116

NOVEMBER

4	Utah	L	99-102
6	Memphis	L	93-98
8	Utah	L	103-111
9	Kentucky	W	130-112
12	at Pittsburgh	W	135-132
14	at Carolina	W	128-119
17	at Utah	W	125-122 OT
18	at Denver	W	119-114
20	at Texas	L	126-140
21	at Virginia	L	103-110
25	Virginia	W	109-100
27	at New York	L	97-99
29	Denver	W	130-107

DECEMBER

2	Memphis	L	100-106
4	Carolina	W	150-116
9	at New York	W	129-108
11	at Carolina	W	155-148 2OT
12	at Texas	W	124-118
16	at Kentucky	L	110-125
18	at New York	W	129-117
19	Texas	L	117-131
21	Pittsburgh	W	144-115
22	Miami ¹	W	131-123
23	Virginia	L	128-146
26	at Miami	W	115-92
27	at Memphis	L	106-109
29	at Denver	L	106-116

JANUARY

2	at Kentucky	W	134-132
4	Miami	W	111-99
5	at Memphis	W	92-88
6	Utah	W	111-106
9	New York	W	116-88
11	Utah	W	111-101
15	Virginia	W	125-119
16	at Pittsburgh	W	115-107
17	Kentucky	W	137-124
19	at Utah	L	106-116
21	at Denver	W	118-106
24	at Virginia	L	128-130
26	at Memphis	L	102-108
27	New York	W	116-100
29	Denver	W	127-123
31	at Denver	W	124-104

FEBRUARY

3	at Utah	L	120-111
6	New York	W	110-109 OT
7	Denver	L	131-133 OT
10	Texas	W	115-104
12	Pittsburgh	W	120-109
14	Memphis	W	116-111
15	Texas	L	118-119
19	at Kentucky	W	126-121
21	at Miami	W	121-107
22	at Memphis	W	102-99
24	at Texas	W	117-113
25	at Utah	L	109-112
28	at Pittsburgh	L	110-113

MARCH

3	Memphis	W	122-98
5	at Utah	W	98-97
6	at Texas	W	124-112
7	at Kentucky	W	127-122
8	Carolina	W	118-105
10	Memphis	W	122-113
12	Utah	W	106-95
13	at Virginia	L	111-129
14	Denver	W	131-121
16	Pittsburgh ¹	W	130-119
17	Texas	W	123-109
19	Kentucky	W	120-109
22	Utah	W	110-106
25	at Denver	W	129-110
26	at Texas	W	127-126 OT
28	Denver	W	146-126
30	Carolina	L	112-114
31	Texas	L	129-133

PLAYOFFS

Western Division Semifinals

APRIL

2	Memphis	W	114-98
3	Memphis	W	106-104
5	at Memphis	W	91-90
7	at Memphis	W	102-101 OT

Western Division Finals

12	Utah	L	118-120
14	Utah	W	120-107
17	at Utah	L	108-121
20	at Utah	L	99-126
22	Utah	W	127-109
24	at Utah	W	105-102
28	Utah	L	101-108

¹ at Louisville, Ky.



ALL-TIME RESULTS

1971-72

PLAYER	G	GS	MIN	3-POINT			FTM-FTA	PCT	OR	DR	TR	AST	PF-DQ	TO	PTS	AVG	
				FGM-FGA	PCT	PCT											
Mel Daniels	79	77	2971	598-1184	505	0-6	0.00	317-451	703	383	914	1297	176	289-6	239	1513	19.1
Roger Brown	78	71	2987	532-1112	478	57-185	308	323-401	805	163	339	502	306	227-6	214	1444	18.5
George McGinnis	73	46	2179	465-999	466	6-38	158	298-462	645	290	421	711	137	260-2	256	1234	16.9
Freddie Lewis	77	66	2714	405-947	428	31-100	310	341-396	861	134	193	327	362	230-1	194	1182	15.1
Bob Netolicky	83	73	2905	522-1089	479	4-19	211	202-279	724	264	500	764	83	185-0	166	1250	15.3
Rick Mount	78	50	2126	420-949	443	57-180	317	216-261	828	48	107	155	230	233-4	142	1113	14.3
Billy Keller	76	23	1729	264-619	427	56-169	331	153-174	879	62	102	164	264	118-1	131	737	9.7
Darnell Hillman	73	5	1386	200-410	488	1-5	200	114-177	644	152	326	478	49	210-4	84	515	7.0
Larry Cannon	28	4	478	67-175	383	1-6	167	51-71	718	15	18	33	72	61-2	42	186	6.6
Don Sidle	27	2	394	72-143	504	0-1	0.00	31-49	633	44	51	95	10	39-0	20	175	6.5
John Barnhill	19	2	194	28-87	322	4-35	114	8-15	533	8	11	19	16	16-0	12	68	3.6
Wayne Chapman	7	1	76	7-18	389	1-2	500	3-6	500	1	4	5	11	10-0	6	18	2.6
Marv Winkler	20	0	155	15-54	278	2-4	500	8-14	571	6	10	16	12	16-0	12	40	2.0
Arvesta Kelly	4	0	41	3-9	333	0-0	0.00	0-0	0.00	1	6	7	2	10-0	2	6	1.5
Mike Price	4	0	25	3-9	333	0-0	0.00	0-0	0.00	1	4	5	1	4-0	4	6	1.5
Earle Higgins	0	0	0	0-0	0.00	0-0	0.00	0-0	0.00	0	0	0	0	0-0	0	0	0.0
PACERS	84	420	20360	3601-7805	461	220-750	293	2065-2756	749	1574	3004	4578	1731	1908-26	1524	9487	112.9
OPPONENTS	84	420	20360	3718-8183	454	104-369	282	1726-2298	751	1617	2719	4336	1932	2180-38	1337	9266	110.3

1971-72 (47-37)

OCTOBER

15	Denver	W	115-104
16	Carolina	W	106-98
19	at Denver	W	122-117
21	at Utah	W	125-122
22	Kentucky	W	105-102
23	Dallas	L	93-105
29	at Utah	W	121-109
31	at Dallas	L	108-125

NOVEMBER

2	Carolina	W	137-116
4	at Memphis	L	94-105
5	at Kentucky	L	110-115
6	Utah	L	107-108 OT
9	at Pittsburgh	L	123-133
10	Pittsburgh	W	154-125
13	at Kentucky	W	116-111
16	at Denver	L	108-111
17	at Utah	L	111-113
19	at Pittsburgh	L	123-124
24	New York	W	112-101
26	Denver	W	110-96
27	at Carolina	W	116-110
30	at Memphis	W	114-88

DECEMBER

3	Virginia	L	121-128 OT
4	Carolina	W	115-108
7	at New York	W	119-114
9	Kentucky	L	101-103
10	at Virginia	L	114-118
11	Florida	W	105-96
14	at Dallas	W	107-98
15	Dallas	W	124-110
17	Memphis	W	94-92
18	at Florida	L	107-117
21	at Denver	L	109-113
22	at Dallas	L	120-123 2OT
23	Denver	W	104-101
25	at Utah	L	129-150
26	at Kentucky	W	117-111

28	at Memphis	W	111-104
29	at Florida	L	112-123
31	New York	W	104-100

JANUARY

3	at Dallas	L	101-102
7	Dallas	L	101-104
9	Utah	W	100-97
11	at Denver	W	114-99
14	at Memphis	W	135-120
15	Memphis	W	117-106
18	Pittsburgh	W	130-116
20	Memphis	W	109-107
21	at Kentucky	L	88-108
22	Utah	W	119-113
23	Dallas	L	110-113 OT
25	at Florida	W	113-107
27	Kentucky	L	94-98
31	at Virginia	W	123-115

FEBRUARY

4	at Utah	L	110-121
6	at Denver	L	107-115
9	Florida	W	128-111
11	Utah	L	115-119
12	Denver	W	133-111
13	Memphis	W	123-110
15	Kentucky	L	99-101
19	at Dallas	L	102-115
20	at Memphis	W	131-127 2OT
23	at New York	L	106-108
25	at Utah	L	107-117
26	at Dallas	W	115-113 OT

MARCH

1	Utah	W	111-98
3	Virginia	L	116-121
5	Dallas	W	110-99
10	Denver	W	127-115
11	at Carolina	L	112-122
12	Florida	W	103-92
14	at Denver	L	106-123

15	Utah	L	108-109
17	Memphis	W	111-93
18	at Virginia	W	117-112
19	New York	L	117-121
21	at Pittsburgh	W	139-116
22	Virginia	W	129-118
24	Denver	L	92-93
25	at Carolina	L	104-121
26	Dallas	W	98-88
28	at New York	L	86-92
29	Pittsburgh	W	128-113

PLAYOFFS

Western Division Semifinals

31	Denver	W	102-96
----	--------	---	--------

APRIL

1	Denver	L	105-106
4	at Denver	W	122-120 OT
6	at Denver	L	96-112
8	Denver	W	91-79
9	at Denver	L	99-106
13	Denver	W	91-89

Western Division Finals

15	at Utah	L	100-108
17	at Utah	L	109-117
19	Utah	W	116-111
22	Utah	W	118-108
24	at Utah	L	130-139
26	Utah	W	105-99

MAY

1	at Utah	W	117-113
---	---------	---	---------

ABA Championship

5	New York	W	124-103
9	New York	L	115-117
12	at New York	W	114-108
15	at New York	L	105-110
18	New York	W	100-99
20	at New York	W	108-105



1972-73

PLAYER	G	GS	MIN	3-POINT			FTM-FTA	PCT	OR	DR	TR	AST	PF	DD	ST	TO	BKS	PTS	AVG
				FGM	FGA	PCT													
George McGinnis	82	79	3347	868-1755	495	8-32	250	517-778	665	434	588	1022	205	348-9	157	401	58	2261	27.6
Mel Daniels	81	80	3103	587-1217	482	1-4	250	322-466	722	348	899	1247	177	315-8	56	275	157	1497	18.5
Freddie Lewis	72	50	2217	375-860	436	38-110	345	287-348	822	97	131	228	288	204-4	57	173	8	1075	14.9
Don Freeman	77	71	2170	412-933	442	2-6	333	277-343	808	103	116	219	195	225-1	52	160	19	1103	14.3
Billy Keller	83	33	2251	421-973	433	71-222	320	234-269	870	82	122	204	361	162-1	37	171	0	1147	13.8
Roger Brown	72	38	2177	332-700	474	42-118	356	203-247	822	111	237	348	204	181-3	61	120	31	909	12.6
Darnell Hillman	84	52	2541	328-735	446	0-9	000	148-252	587	218	517	735	128	291-3	57	154	116	804	9.5
Gus Johnson	50	1	753	132-299	442	4-21	190	31-42	738	85	160	245	62	113-1	17	70	13	299	6.0
Don Buse	77	13	1484	163-360	453	5-24	208	82-109	752	96	114	210	223	143-0	107	66	8	413	5.4
Bill Newton	24	2	117	24-56	429	1-2	500	9-18	500	21	26	47	9	40-1	6	10	0	58	2.4
Bob Arntzen	23	1	111	20-38	526	0-3	000	6-8	750	11	12	23	3	12-0	1	0	1	46	2.0
George Peoples	9	0	56	4-14	286	0-0	000	6-11	545	3	12	15	4	14-0	2	6	0	14	1.6
Craig Raymond	6	0	33	2-8	250	0-0	000	1-2	500	3	7	10	1	8-0	0	3	2	5	0.8
PACERS	84	420	20360	3668-7948	462	172-551	312	2123-2874	739	1612	2941	4553	1860	2056-30	6181609	413	9631	114.6	
OPPONENTS	84	420	20360	3741-8207	456	78-284	275	1891-2547	742	1647	2697	4344	2023	2255-38	6071538	335	9451	112.5	

1972-73 (51-33)

OCTOBER

12	at Memphis	W	109-105
13	Carolina	L	88-106
14	at Denver	L	90-96
18	Utah	W	107-103
20	at Denver	L	99-116
21	New York	L	104-113
27	Memphis	W	128-102
28	at Denver	W	119-106
29	at San Diego	W	112-98

NOVEMBER

1	Virginia	W	120-109
3	Kentucky	W	118-116
7	at Memphis	W	124-116
8	Utah	W	135-124
9	at Virginia	L	126-134
11	at Utah	W	129-109
12	at San Diego	W	124-119
14	at Denver	L	108-118
17	at Carolina	L	120-127
21	at Memphis	W	121-120
22	Carolina	W	114-103
24	Kentucky	W	109-99
25	San Diego	W	111-103
28	at Dallas	W	120-117 OT

DECEMBER

1	Dallas	L	117-123
2	at Utah	L	105-111
3	at New York	W	113-110
6	San Diego	W	124-112
7	at Virginia	L	129-132
8	at Kentucky	L	114-121
9	at Dallas	L	128-129
14	San Diego	W	111-104
16	Memphis	W	125-120
21	Utah	L	112-118
22	at Dallas	L	142-147 2OT
26	at Kentucky	L	120-129
27	Carolina	L	114-122
28	at Carolina	L	106-120
30	Dallas	W	109-101

JANUARY

3	at Kentucky	L	107-109
4	San Diego	W	125-115
6	Utah	L	118-125
10	at Denver	L	105-106
11	at Dallas	W	107-106
12	Denver	L	119-128
13	San Diego	W	108-107
16	Denver	W	130-113
18	Dallas	W	116-109
19	at Virginia	W	129-121
20	Virginia	W	121-110
23	New York	W	110-103
25	Kentucky	W	96-94
26	at Carolina	L	108-114
28	Memphis	L	126-127
30	at San Diego	W	126-120
31	at Utah	L	107-122

FEBRUARY

1	Denver	L	92-97
3	Kentucky	W	110-103
4	Utah	W	113-86
9	at New York	W	115-98
10	at Dallas	W	105-99
11	at Kentucky	L	87-98
12	Virginia	W	127-119 OT
14	at Memphis	W	129-125 OT
16	at Utah	L	114-124
18	at San Diego	W	118-103
20	at Dallas	L	112-119
24	at Virginia	L	115-126
25	at New York	L	97-118
26	New York	W	112-107
28	San Diego	W	109-106

MARCH

2	Denver	W	114-105
4	Dallas	W	121-118
7	Memphis	W	122-114
9	Carolina	W	110-105
11	at Carolina	W	115-105
14	Utah	W	113-106
16	New York	W	98-89
18	Virginia	W	119-105
21	Dallas	W	133-131 2OT
23	at Denver	L	92-101
24	Denver	W	116-94
25	at New York	L	115-118 OT
27	at San Diego	W	110-107
28	at Utah	L	136-138

PLAYOFFS

Western Division Semifinals

31	Denver	W	114-91
----	--------	---	--------

APRIL

1	Denver	W	106-93
3	at Denver	L	94-105
5	at Denver	W	97-95
7	Denver	W	121-107

Western Division Finals

12	at Utah	L	107-124
14	at Utah	W	116-110
16	Utah	W	118-108
18	Utah	L	103-104
19	at Utah	W	104-102
21	Utah	W	107-98

ABA Championship

28	at Kentucky	W	111-107 OT
30	at Kentucky	L	102-114

MAY

3	Kentucky	L	88-92
5	Kentucky	W	90-86
8	at Kentucky	W	89-86
10	Kentucky	L	93-109
12	at Kentucky	W	88-81



ALL-TIME RESULTS

1973-74

PLAYER	G	GS	MIN	3-POINT						OR	DR	TR	AST	PF-DQ	ST	TO BKS	PTS	AVG	
				FGM-FGA	PCT	FGM-FGA	PCT	FTM-FTA	PCT										
George McGinnis	80	78	3266	789-1686	.468	5-34	.147	488-715	.683	422	775	1197	267	325-13	159	393	40	2071	25.9
Mel Daniels	78	69	2539	492-1117	.440	0-0	.000	217-287	.756	251	655	906	122	283-7	56	215	90	1201	15.4
Don Freeman	36	60	1735	383-839	.457	0-2	.000	177-222	.797	91	77	168	165	174-5	48	132	22	943	14.3
Roger Brown	82	46	2527	379-829	.457	56-155	.361	155-200	.775	112	278	390	232	248-3	56	125	60	969	11.8
Fredddie Lewis	78	37	2164	290-728	.398	13-72	.181	182-219	.831	84	117	201	322	189-3	99	169	11	775	9.9
Billy Keller	75	19	1428	279-615	.454	50-131	.382	107-123	.870	44	84	128	172	83-0	37	100	3	715	9.5
Darnell Hillman	83	43	2319	328-658	.498	3-8	.375	99-191	.518	198	478	676	96	295-7	70	177	177	758	9.1
Bob Netolicky	56	15	1157	214-449	.477	2-6	.333	77-119	.647	130	162	292	50	93-1	21	64	22	507	9.1
Kevin Joyce	56	11	987	171-432	.396	5-27	.185	64-78	.821	33	59	92	128	86-0	32	80	8	411	7.3
Don Buse	77	41	1877	170-427	.398	36-107	.336	48-70	.686	85	169	254	258	109-0	146	75	20	424	5.5
John Baum	13	1	113	17-36	.472	0-0	.000	2-4	.500	12	13	25	2	17-0	6	6	2	36	2.8
Bob Arzen	20	0	149	24-48	.500	1-1	1.000	7-9	.778	10	10	20	3	11-0	3	8	2	56	2.8
Larry Cannon	3	0	26	3-7	.429	0-0	.000	1-3	.333	1	2	3	3	2-0	0	3	0	7	2.3
Bill Newton	11	0	73	7-15	.467	0-0	.000	1-2	.500	1	17	18	5	12-0	2	7	0	15	1.4
PACERS	84	420	20360	3546-7886	.450	171-543	.315	1625-2242	.725	1474	2896	4370	1825	1926-39	735	1554	459	8888	105.8
OPPONENTS	84	420	20360	3606-8069	.447	80-332	.241	1524-2031	.750	1468	2788	4256	1853	2036-46	652	1473	447	8816	105.0

1973-74 (46-38)

OCTOBER

10	New York	W	118-99
12	at Carolina	L	98-99
13	San Antonio	W	116-99
19	Utah	L	96-101
20	at San Antonio	L	66-92
21	at San Diego	W	112-105 2OT
24	Denver	W	98-89
26	Memphis	L	91-93

NOVEMBER

2	Denver	W	107-103 OT
4	Virginia	W	128-122
6	at Memphis	L	96-102
7	Carolina	W	109-100
10	at Utah	L	100-105
11	at San Diego	L	101-102
13	at Denver	L	109-127
14	at San Antonio	L	90-95 OT
17	at Kentucky	L	96-100
20	Utah	W	102-98
21	at Memphis	L	99-108
23	Kentucky	W	118-114
24	at Virginia	L	102-108
25	at New York	W	126-124
27	San Diego	W	129-117
29	Denver	L	111-127
30	at Kentucky	W	107-104

DECEMBER

1	Memphis	W	116-112
2	at San Antonio	W	90-79
5	New York	L	103-108
7	Kentucky	W	105-97
8	at Virginia	W	113-107
12	San Diego	L	113-119
15	San Antonio	L	81-92
19	Utah	W	104-88
21	San Antonio	W	84-81
22	at Virginia	L	100-107

26	at Kentucky	L	78-106
28	Memphis	W	91-86
29	at Denver	W	114-108
30	at San Diego	W	109-108

JANUARY

3	Denver	W	100-97
5	Kentucky	W	100-92
10	San Diego	L	107-109
11	at New York	L	106-109
12	Carolina	W	124-105
13	at San Diego	L	130-141
16	at Utah	L	105-123
17	at Memphis	L	96-101
18	Virginia	W	118-106
20	San Diego	W	123-122
23	at Carolina	L	101-123
25	at Memphis	W	121-101
26	San Antonio	L	89-90
27	Virginia	W	119-113

FEBRUARY

1	at San Diego	L	119-124
2	at Utah	L	113-118 OT
3	at Denver	W	111-102
6	New York	L	100-121
9	Denver	L	97-102
10	Carolina	L	93-96
12	at Utah	L	91-114
13	at San Diego	W	128-119
14	at San Antonio	L	83-88
16	Denver	W	102-89
17	at Denver	W	93-92
19	San Antonio	W	107-102
22	at Carolina	L	106-109
23	at Virginia	W	108-101
24	Virginia	W	107-102
26	at Utah	W	110-94
27	at Denver	L	114-118

MARCH

2	at Carolina	L	108-110
3	at New York	W	120-99
6	San Antonio	W	92-82
8	Memphis	W	115-103
9	at Kentucky	L	108-113 OT
10	Utah	W	126-103
11	at New York	L	117-124 2OT
13	Kentucky	W	100-96
15	San Diego	W	142-129
17	New York	W	117-105
20	Carolina	W	104-102
24	Utah	W	101-89
27	at San Antonio	L	80-98
28	at Utah	W	111-109

PLAYOFFS

Western Division Semifinals

30	San Antonio	L	109-113
----	-------------	---	---------

APRIL

1	San Antonio	W	128-101
3	at San Antonio	L	96-115
4	at San Antonio	W	91-89
6	San Antonio	W	105-100
10	at San Antonio	L	86-102
12	San Antonio	W	86-79

Western Division Finals

13	at Utah	L	96-105
15	at Utah	L	102-106
17	Utah	L	90-99
18	Utah	W	118-107
22	at Utah	W	110-101
25	Utah	W	91-89
27	at Utah	L	87-109

¹ at Terre Haute, Ind.



1974-75

PLAYER	G	GS	MIN	3-POINT			FTM-FTA	PCT	OR	DR	TR	AST	PF	FDQ	ST	TD	BKS	PTS	AVG
				FGM-FGA	PCT	PCT													
George McGinnis	79	79	3193	873-1934	45.1	62-175	35.4	545-753	.724	396	730	1126	495	303-6	206	422	56	2353	29.8
Billy Knight	80	45	2559	580-1087	53.4	4-16	25.0	207-259	.799	284	632	916	168	194-1	115	236	29	1371	17.1
Kevin Joyce	81	79	2828	530-1245	42.6	8-42	19.0	142-180	.789	60	103	163	322	259-3	107	151	23	1210	14.9
Darnell Hillman	81	76	2603	486-923	52.7	0-4	0.00	152-202	.752	296	451	747	131	330-11	73	209	133	1124	13.9
Billy Keller	79	13	1918	397-908	43.7	80-240	33.3	113-128	.883	90	121	211	204	101-0	59	109	3	987	12.5
Johnny Neumann	48	11	835	164-378	43.4	21-73	28.8	49-67	.731	34	44	78	123	118-0	22	74	10	398	8.3
Bob Netolicky	59	25	1077	189-375	50.4	2-12	16.7	62-98	.633	98	133	231	49	108-2	9	55	18	442	7.5
Len Elmore	77	23	1414	218-523	41.7	1-1	1.000	72-93	.774	148	247	395	35	241-10	67	83	91	509	6.6
Don Buse	80	63	2369	216-500	43.2	38-123	30.9	47-59	.797	84	188	272	335	149-0	166	95	15	517	6.5
Charlie Edge	77	6	1142	195-386	50.5	0-3	0.00	63-114	.553	164	176	340	39	103-0	53	82	35	453	5.9
Roger Brown	10	0	133	20-46	43.5	3-12	25.0	3-4	.750	12	11	23	13	19-1	7	14	1	46	4.6
Wayne Pack	21	0	189	23-60	38.3	5-17	29.4	10-12	.833	7	13	20	13	21-1	6	13	0	61	2.9
PACERS	84	420	20260	3891-8365	46.5	224-718	.312	1465-1969	.744	1673	2565	4238	1927	1946-35	890	1543	413	9471	112.8
OPPONENTS	84	420	20260	3831-7848	48.8	75-262	.286	1644-2127	.733	1448	2746	4194	2055	1906-38	684	1716	414	9381	111.7

1974-75 (45-39)

OCTOBER

18	San Antonio	L	121-129	20T
20	at Kentucky	L	92-101	
23	St. Louis	W	122-107	
26	Kentucky	L	95-107	
30	at Virginia	L	111-114	

NOVEMBER

1	at New York	W	99-97	
2	Memphis	L	104-105	
6	Denver	W	136-116	
9	at San Antonio	L	118-131	
10	at St. Louis	W	117-109	
13	at Utah	L	103-104	
15	at Denver	L	114-120	
16	at San Antonio	L	109-112	
17	at Kentucky	L	103-116	
20	Denver	L	106-117	
22	at Memphis	W	132-116	
23	New York	W	104-95	
27	Memphis	W	125-104	
29	San Diego	W	139-114	
30	at Virginia	L	120-121	

DECEMBER

4	Utah	W	104-100	
7	San Diego	W	126-113	
11	at Denver	L	114-117	
13	Kentucky	W	114-108	
14	at San Antonio	W	110-105	
18	San Antonio	W	128-122	
21	New York	L	122-134	
22	at Kentucky	L	110-118	
23	Utah	L	99-103	
26	Kentucky	W	122-111	
27	at Virginia	L	116-118	
31	at San Antonio	L	105-140	

JANUARY

1	at San Diego	L	100-118	
3	at Denver	L	111-120	
4	at Utah	L	108-115	
5	at Memphis	W	108-99	
8	at New York	W	127-119	
9	at Memphis	W	122-112	
11	San Diego	L	119-121	
13	at Virginia	W	105-88	
15	New York	W	111-106	
17	San Diego	W	108-107	
18	at Utah	L	118-122	
19	at San Diego	W	108-91	
21	at San Antonio	L	91-110	
22	Denver	W	120-110	
24	San Antonio	W	114-105	
26	at New York	L	111-115	
31	Utah	W	107-93	

FEBRUARY

2	San Antonio	L	100-119	
5	Denver	L	113-123	
7	Virginia	W	111-106	
8	St. Louis	W	103-92	
9	at St. Louis	L	108-120	
13	Virginia	W	107-105	
15	Memphis	W	115-113	OT
17	at St. Louis	W	100-99	
19	Virginia	W	120-107	
22	St. Louis	W	125-115	
24	San Diego	W	120-108	
26	at Kentucky	L	99-101	
28	at San Diego	L	102-115	

MARCH

1	at Denver	W	124-109	
2	St. Louis	W	104-99	
5	Kentucky	W	103-90	
6	at Utah	W	115-101	
7	at San Diego	L	116-118	
9	San Antonio	W	141-107	
14	Utah	W	121-111	
15	at Memphis	W	107-100	

16	Virginia	W	121-103	
17	at New York	L	116-124	
19	New York	L	110-119	
21	San Diego	W	115-103	
22	at Denver	L	105-122	
23	Utah	W	117-112	
25	at Utah	L	97-112	
26	at San Diego	W	121-111	OT
28	at St. Louis	L	96-125	
29	Memphis	W	114-104	
30	Denver	W	128-121	

APRIL

1	at Denver	L	115-126	
2	Utah	L	112-119	
3	at San Antonio	L	122-137	

PLAYOFFS

Western Division Semifinals

5	at San Antonio	W	122-119	OT
7	at San Antonio	W	98-93	
10	San Antonio	W	113-103	OT
12	San Antonio	L	109-110	
14	at San Antonio	L	117-123	
16	San Antonio	W	115-100	

Western Division Finals

20	at Denver	L	128-131	
22	at Denver	W	131-124	
24	Denver	W	118-112	
25	Denver	L	109-126	
27	at Denver	W	109-90	
30	Denver	L	99-104	

MAY

3	at Denver	W	104-96	
---	-----------	---	--------	--

ABA Championship

13	at Kentucky	L	94-120	
15	at Kentucky	L	93-95	
17	Kentucky	L	101-109	
19	Kentucky	W	94-86	
22	at Kentucky	L	105-110	



ALL-TIME RESULTS

1975-76

PLAYER	G	GS	MIN	3-POINT			FTM-FTA	PCT	OR	DR	TR	AST	PF-DQ	ST	TO	BKS	PTS	AVG	
				FGM	FGA	PCT													
Billy Knight	70	70	2785	774-1567	494	6-15	400	415-501	828	294	414	708	259	206-0	92	299	23	1969	28.1
Bo Lamar	35	13	908	229-555	413	21-78	269	68-92	739	37	61	98	135	46-0	36	75	0	547	15.6
Len Elmore	76	79	2591	480-1183	406	0-3	0.00	152-206	738	242	577	819	122	310-9	136	175	178	1112	14.6
Billy Keller	78	45	2301	409-1010	405	123-349	352	164-183	896	81	147	228	307	116-0	59	148	5	1105	14.2
Dave Robisch	76	46	2421	382-909	420	0-2	0.00	257-306	840	230	442	672	145	183-0	65	96	48	1021	13.4
Darnell Hillman	74	68	2166	375-828	453	1-4	250	243-335	725	248	422	670	147	306-13	80	196	80	994	13.4
Don Buse	84	83	3380	400-886	452	72-208	346	179-220	814	90	232	322	689	194-1	346	159	31	1051	12.5
Travis Grant	34	6	567	147-276	533	0-0	0.00	34-46	739	49	52	101	31	68-0	10	36	13	329	9.7
Tom Owens	16	0	237	42-82	512	0-0	0.00	20-25	800	28	41	69	9	53-2	2	19	11	104	6.5
Mike Flynn	67	7	1097	166-439	378	25-99	253	64-111	577	63	70	133	133	112-1	44	81	9	421	6.3
Ed Manning	11	0	122	23-57	404	0-0	0.00	12-17	706	13	20	33	13	18-0	4	7	2	58	5.3
Charles Jordan	72	2	867	163-376	434	2-10	200	43-72	597	96	124	220	54	184-4	33	84	13	371	5.2
Dan Roundfield	67	1	767	131-309	424	0-2	0.00	77-122	631	131	128	259	35	161-6	31	64	43	339	5.1
Bob Netolicky	4	0	53	8-21	381	0-0	0.00	3-31	000	7	5	12	0	2-0	0	5	1	19	4.8
Nate Barnett	12	0	73	12-26	462	0-1	0.00	3-8	375	3	5	8	8	22-0	3	8	1	27	2.3
PACERS	84	420	20335	3735-8525	438	250-771	3241740-2253	.772	1612	2740	4352	2087	1981-36	941	1452	459	9460	112.6	
OPPONENTS	84	420	20335	3869-8132	.476	63-224	.281	1679-2156	.779	1501	3103	4604	2135	2061-32	744	1741	491	9480	112.9

1975-76 (39-45)

OCTOBER

24	at Virginia	W	112-101
25	Kentucky	W	103-100
26	at New York	L	111-118
29	San Diego	W	105-100
31	Denver	W	111-99

NOVEMBER

5	New York	L	102-119
7	at Virginia	W	104-100
11	at Denver	L	117-126
14	at Utah	W	127-119
16	at St. Louis	W	136-114
18	Kentucky ¹	W	106-92
19	at Utah	W	130-110
20	Denver	W	117-112
22	at Kentucky	L	91-108
26	St. Louis	L	94-98
28	at St. Louis	L	112-113
29	at Virginia	W	111-106

DECEMBER

3	Kentucky	W	113-100
5	St. Louis	W	123-105
6	at Denver	L	118-126
10	San Antonio	W	122-104
11	New York	L	123-124 OT
13	at St. Louis	W	119-111
14	at New York	L	93-99
17	St. Louis	W	113-102
19	at Kentucky	L	116-131
20	Kentucky	W	112-109
21	at Denver	L	117-122
23	at San Antonio	W	111-106
27	at Virginia	W	97-94
28	Denver	L	105-110
30	San Antonio	L	99-105

JANUARY

2	at Denver	L	125-137
3	New York	L	90-105
4	at New York	L	98-119
7	St. Louis	L	112-114 OT
9	San Antonio	L	117-121
10	at San Antonio	W	125-122
11	at New York	L	102-112
14	Virginia	W	115-99
16	Denver	L	118-124
17	at Virginia	W	126-115
21	Virginia	W	119-106
23	at St. Louis	W	132-128 OT
24	St. Louis	W	116-113
25	at Kentucky	L	114-117
29	at San Antonio	L	112-136
30	at New York	W	127-107

FEBRUARY

1	at New York	L	106-116
3	at San Antonio	L	112-118
4	Kentucky	W	135-116
6	Virginia	W	118-113
8	New York	L	104-110
10	St. Louis	L	126-127 OT
13	at San Antonio	L	107-128
14	San Antonio	L	101-105
15	at Kentucky	W	127-122 OT
18	New York	L	111-112 OT
19	at Denver	L	123-128
20	Denver	W	106-101
21	Virginia	W	108-101
25	at Denver	L	110-122
27	at St. Louis	L	105-116
28	at Virginia	L	92-99
29	at New York	L	118-130

MARCH

2	San Antonio	W	107-97
3	Virginia	W	104-95
5	San Antonio	L	114-124
6	Kentucky	L	109-113
7	at Kentucky	L	112-125
10	Denver	W	129-119
12	San Antonio	W	132-115
14	Kentucky	L	119-130
16	at San Antonio	W	115-95
17	Denver	L	108-111
21	at San Antonio	W	114-109
23	San Antonio	W	107-104
26	at Denver	L	120-138
27	Denver	L	98-110
31	New York	W	116-106

APRIL

2	San Antonio	L	108-118
3	at Virginia	L	112-113
4	at Denver	L	134-140
7	at San Antonio	L	75-96

PLAYOFFS

First Round

8	at Kentucky	L	109-120
10	Kentucky	W	109-95
12	at Kentucky	L	99-100

¹ at Terre Haute, Ind.



1976-77

PLAYER	G	GS	MIN	FGM-FGA	PCT	FTM-FTA	PCT	OR	DR	TR	AST	PF-DO	ST	BKS	PTS	AVG
Billy Knight	78	77	3117	831-1687	.493	413-506	.816	223	359	582	260	197-0	117	19	2075	26.6
John Williamson	30	28	1055	261-544	.480	98-125	.784	18	56	74	111	103-1	48	7	620	20.7
Dan Roundfield	61	55	1645	342-734	.466	164-239	.686	179	339	518	69	243-8	61	131	848	13.9
Wilbert Jones	80	74	2709	438-1019	.430	166-223	.744	218	386	604	189	305-10	102	80	1042	13.0
Dave Robisch	80	26	1900	369-811	.455	213-256	.832	171	383	554	158	169-1	55	37	951	11.9
Darnell Hillman	82	59	2302	359-811	.443	161-244	.660	228	465	693	166	353-15	95	106	879	10.7
Mike Flynn	73	9	1324	250-573	.436	101-142	.711	76	111	187	179	106-0	57	6	601	8.2
Don Buse	81	76	2947	266-639	.416	114-145	.786	66	204	270	685	129-0	281	16	646	8.0
Freddie Lewis	32	4	552	81-199	.407	62-77	.805	17	30	47	56	58-0	18	2	224	7.0
Steve Green	70	1	918	183-424	.432	84-113	.743	79	98	177	46	157-2	46	12	450	6.4
Mel Bennett	67	1	911	101-294	.344	112-187	.599	110	127	237	70	155-0	37	33	314	4.7
Clyde Mayes	2	0	21	3-7	.429	1-4	.250	4	3	7	3	5-0	0	2	7	3.5
Len Elmore	6	0	46	7-17	.412	4-5	.800	7	8	15	2	11-0	0	4	18	3.0
Jerome Anderson	27	0	164	26-59	.441	14-20	.700	9	3	12	10	26-0	6	2	66	2.4
Rudy Hackett	5	0	38	3-8	.375	6-9	.667	3	7	10	3	7-0	0	1	12	2.4
Darrell Elston	5	0	40	2-14	.143	1-2	.500	1	5	6	2	6-0	1	0	5	1.0
PACERS	82	410	19755	3522-7840	.449	1714-2297	.746	1409	2584	3993	2009	2030-37	924	458	8758	106.8
OPPONENTS	82	410	19755	3599-7629	.472	1705-2252	.757	1378	2770	4148	2087	2043-23	715	466	8903	108.6

1976-77 (36-46)

OCTOBER

21 Boston	L	122-129	OT
22 Denver	L	110-123	
23 at Chicago	L	97-102	
26 Seattle	W	120-90	
29 at N.Y. Nets	W	90-89	
30 Kansas City	W	112-102	

NOVEMBER

3 San Antonio	W	113-97
5 at Kansas City	L	103-112
6 at San Antonio	L	94-113
11 at Phoenix	L	98-108
12 at Los Angeles	L	106-117
13 at Golden State	L	112-120
14 at Seattle	L	118-121
17 at Philadelphia	W	123-117
18 Detroit	W	104-99
24 Atlanta	W	115-93
26 Milwaukee	W	109-98
27 at Denver	L	113-122
28 at Portland	L	115-145
30 Phoenix	W	103-97

DECEMBER

1 Portland	L	100-101
3 Cleveland	W	112-109
4 at Houston	L	108-120
7 at Buffalo	W	107-103
8 Los Angeles	W	111-98
10 at Washington	L	88-98
11 Buffalo	W	109-101
15 San Antonio	W	116-102
16 at Cleveland	L	105-111
17 at Detroit	L	104-113
18 Philadelphia	L	93-97
21 at New Orleans	L	113-123
23 N.Y. Nets	W	96-94
26 Houston	L	79-93
28 Washington	L	111-117
30 New Orleans	W	104-97

JANUARY

2 at Milwaukee	W	116-109
5 Chicago	W	109-94
6 at Atlanta	W	103-95
8 N.Y. Nets	W	80-73
12 at Boston	W	112-101
14 Golden State	L	109-113
16 at San Antonio	L	115-122
19 at Seattle	L	102-109
21 at Phoenix	L	96-125
23 at Los Angeles	L	104-121
26 Boston	W	121-101
29 Washington	L	107-108
30 at Detroit	L	120-127

FEBRUARY

1 Philadelphia	W	110-109
3 Portland	L	98-107
6 Chicago	W	111-99
9 N.Y. Knicks	W	110-109
10 at Cleveland	L	101-116
11 at Philadelphia	L	109-118
16 Phoenix	W	111-93
18 Golden State	L	111-116
20 Seattle	W	135-115
21 at Buffalo	L	106-117
23 at Washington	L	101-109
26 at N.Y. Knicks	L	115-129

MARCH

1 at Chicago	L	85-102
2 Buffalo	W	116-108
5 Detroit	W	118-96
6 at New Orleans	W	110-106
11 Houston	L	109-124
12 at Milwaukee	L	106-108
13 Kansas City	L	98-103
16 Denver	W	109-98
18 at Portland	L	110-134
19 at Golden State	L	91-150
22 at Houston	L	99-106
23 Los Angeles	L	97-105
25 Atlanta	W	103-95
27 New Orleans	L	118-119
29 at Denver	L	105-119
31 N.Y. Knicks	L	131-135

APRIL

1 at NY Nets	W	89-88
2 at Atlanta	W	106-99
3 Milwaukee	L	112-120
5 at Kansas City ¹	W	87-82
7 at N.Y. Knicks	W	114-100

¹ at Omaha, Neb.



ALL-TIME RESULTS

1977-78

PLAYER	G	GS	MIN	FGM-FGA	PCT	FTM-FTA	PCT	OR	DR	TR	AST	PF-DQ	ST	TO	BKS	PTS	AVG
Adrian Dantley	23	23	948	201-403	.499	207-263	.787	94	122	216	65	76-1	48	67	17	609	26.5
John Williamson	42	38	1449	335-795	.421	134-161	.832	34	86	120	132	131-4	47	127	0	804	19.1
Ricky Sobers	79	79	3019	553-1221	.453	330-400	.825	92	235	327	584	308-10	170	352	23	1436	18.2
Mike Banantom	82	78	2775	502-1047	.479	254-342	.743	184	426	610	238	333-13	100	218	50	1258	15.3
James Edwards	58	52	1682	350-777	.450	192-296	.649	153	282	435	56	233-9	36	112	50	892	15.4
Earl Tatum	57	40	1859	357-773	.462	108-137	.788	56	149	205	226	172-4	103	131	30	822	14.4
Dan Roundfield	79	60	2423	421-861	.489	218-300	.727	275	527	802	196	297-4	81	194	149	1060	13.4
Ron Behagen	51	10	1131	222-544	.408	128-176	.727	146	187	333	65	160-1	32	113	19	572	11.2
Bobby Carrington	35	1	621	96-197	.487	58-74	.784	28	34	62	62	73-1	22	52	11	250	7.1
Dave Robisch	23	18	598	73-181	.403	50-64	.781	47	126	173	49	59-1	20	34	15	196	8.5
Lan Elmore	69	6	1327	142-386	.368	88-132	.667	139	281	420	80	174-4	74	73	71	372	5.4
Mike Flynn	71	4	955	120-267	.449	55-97	.567	47	70	117	142	52-0	41	75	10	295	4.2
Johnny Neumann	20	1	216	35-86	.407	13-18	.722	5	9	14	27	24-0	6	22	1	83	4.2
Steve Green	44	0	449	56-128	.438	39-56	.696	31	40	71	30	67-0	14	23	2	151	3.4
Bobby Wilson	12	0	86	14-36	.389	2-3	.667	6	6	12	8	16-0	2	6	1	30	2.5
Mel Bennett	31	0	285	23-81	.284	28-45	.622	49	44	93	22	54-1	11	30	7	74	2.4
Willie Smith	1	0	7	0-0	.000	0-0	.000	0	0	0	1	1-0	0	0	0	0	0.0
PACERS	82	410	19830	3500-7783	.450	1904-2564	.743	1386	2624	4010	1982	2230-53	808	1642	456	8904	108.6
OPPONENTS	82	410	19830	3634-7663	.474	1841-2455	.750	1350	2793	4143	2259	2135-39	727	1762	466	9109	111.1

1977-78 (31-51)

OCTOBER

19	Los Angeles	L	120-133
21	at Chicago	L	119-122
22	Kansas City	W	106-101
25	Denver	W	129-104
28	Washington	W	136-127

NOVEMBER

2	Seattle	L	104-106 OT
4	at Los Angeles	L	99-111
6	at Portland	L	106-108
9	at Golden State	L	129-132
11	at Seattle	L	111-117
13	at Phoenix	L	107-116
15	at Buffalo	W	100-94
16	Portland	W	111-104
18	at New Jersey	W	124-116
19	at New York	L	127-129 OT
22	at New Orleans	L	108-123
23	Golden State	W	126-116
25	Phoenix	L	110-118
26	at Denver	L	123-136
30	Milwaukee	L	113-120

DECEMBER

2	Chicago	L	102-107
3	at Detroit	W	103-89
7	New Orleans	W	118-103
10	Philadelphia	W	114-108 OT
14	New York	L	98-101
16	Detroit	W	114-106 OT
18	at Kansas City	L	114-115
21	Atlanta	W	109-99
27	at San Antonio	W	96-89
28	at Atlanta	L	92-99
30	Houston	W	99-98

JANUARY

3	at New Orleans	W	104-103
4	at Houston	L	96-104
6	at Washington	L	114-146
8	Los Angeles	W	104-103
10	at Milwaukee	L	103-125
12	at Buffalo	L	92-111
13	Kansas City	W	108-106
16	New Jersey	W	120-112 OT
17	at Chicago	L	104-105
18	San Antonio	L	96-109
20	at San Antonio	L	82-112
21	at Atlanta	L	100-111
22	Buffalo	W	99-90
24	Cleveland	L	92-96
29	New Orleans	L	91-107
31	at Boston ¹	L	94-104

FEBRUARY

2	Atlanta	L	105-107
3	at Philadelphia	L	104-116
7	Boston	L	89-92
8	at New Jersey	L	138-140 OT
9	at New York	L	117-126
10	Portland	L	108-112
12	Chicago	W	111-94
14	Philadelphia	L	116-119
15	at Houston	L	122-126
17	Washington	W	123-111
18	at Phoenix	L	101-114
19	at Portland	L	104-127
22	at Denver	W	99-96
28	Denver	L	106-122

MARCH

3	Seattle	W	115-111
5	at Detroit	L	110-122
6	at Kansas City	L	88-98
9	Detroit	W	112-105
10	New York	W	122-115
12	Cleveland	L	90-95
15	Buffalo	W	111-106
17	at Washington	W	105-99
18	Milwaukee	L	104-113
20	at Cleveland	W	127-104
21	Phoenix	W	119-115
23	at Golden State	L	115-119
24	at Seattle	L	102-104
26	at Los Angeles	L	99-110
29	San Antonio	L	91-106
30	at Milwaukee	L	100-105
31	Golden State	L	103-111

APRIL

2	at Boston	W	123-120
4	New Jersey	L	121-129
7	at Philadelphia	W	127-118
8	Houston	L	111-112

¹ at Springfield, Mass.



1978-79

PLAYER	G	GS	MIN	FGM-FGA	PCT	FTM-FTA	PCT	OR	DR	TR	AST	PF-DQ	ST	TO	BKS	PTS	AVG
Johnny Davis	79	79	2971	565-1240	.456	314-396	.793	70	121	191	453	177-1	95	214	22	1444	18.3
Ricky Sobers	81	81	2825	553-1194	.463	298-338	.882	118	183	301	450	315-8	138	304	23	1404	17.3
James Edwards	82	82	2546	534-1065	.501	298-441	.676	179	514	693	92	363-16	60	162	109	1366	16.7
Alex English	81	69	2696	563-1102	.511	173-230	.752	253	402	655	271	214-3	70	196	78	1299	16.0
Mike Bantom	81	81	2528	482-1036	.465	227-338	.672	225	425	650	223	316-8	99	193	62	1191	14.7
Billy Knight	39	3	976	222-399	.556	131-150	.873	53	121	174	86	74-0	32	96	5	575	14.7
Rick Robey	43	13	849	140-295	.475	90-121	.744	80	174	254	53	111-1	25	89	12	370	8.6
Corky Calhoun	81	0	1332	153-335	.457	72-86	.837	64	174	238	104	189-1	37	56	19	378	4.7
Len Elmore	80	0	1264	139-342	.406	56-78	.718	115	287	402	75	183-3	62	73	79	334	4.2
Kevin Stacom	44	0	571	76-209	.364	31-41	.756	20	41	61	77	29-0	14	43	1	183	4.2
Wayne Radford	52	2	649	83-175	.474	36-45	.800	25	43	68	57	61-0	30	45	1	202	3.9
Brad Davis	22	0	233	23-44	.523	13-19	.684	1	15	16	43	22-0	14	11	2	59	2.7
Steve Green	39	0	265	42-89	.472	20-34	.588	22	30	52	21	39-0	11	17	3	104	2.7
PACERS	82	410	19705	3575-7525	.475	1759-2317	.759	1225	2530	3755	2005	2093-41	687	1536	416	8909	108.6
OPPONENTS	82	410	19705	3586-7449	.478	1869-2416	.773	1299	2605	3904	2178	2091-30	677	1614	437	9040	110.2

1978-79 (38-44)

OCTOBER

13	Atlanta	W	117-104
18	Seattle	L	92-99
21	San Diego	W	125-119
24	New Jersey	L	95-97
27	Denver	W	112-99
28	at New York	L	106-111
31	at Cleveland	W	119-114

NOVEMBER

1	Washington	L	113-124
3	Kansas City	W	115-108
4	at Chicago	L	84-97
8	Los Angeles	L	111-113
10	at Golden State	L	111-116
12	at Los Angeles	L	106-134
14	at San Diego	L	106-109
17	at Seattle	L	115-126
18	at Portland	L	111-123
21	at San Antonio	W	108-103
22	Phoenix	L	110-115
24	Cleveland	L	98-104
26	Milwaukee	W	114-112
29	New York	W	101-99

DECEMBER

1	at Milwaukee	L	107-111
2	Boston	L	110-117
6	Portland	W	115-109
8	Detroit	W	114-107
12	at New Orleans	L	103-109
13	at Atlanta	L	101-117
15	San Antonio	L	113-125
19	at New York	L	102-130
20	at Boston	L	105-121
21	at Detroit	L	108-121
23	New Orleans	W	127-103
26	at Washington	L	104-108
27	at Philadelphia	L	110-122
30	San Diego	L	111-114

JANUARY

3	at Milwaukee	W	108-102
5	Philadelphia	W	123-96
6	at Kansas City	L	99-120
7	Atlanta	W	112-97
9	at Portland	W	112-104
10	at Seattle	L	98-118
13	at Phoenix	W	102-99
14	at Denver	L	109-111
17	Seattle	L	102-112
19	Denver	L	98-101
20	at Washington	L	104-109
23	at Atlanta	W	110-107
26	Boston	W	119-106
28	San Antonio	W	123-110
30	Houston	W	112-106

FEBRUARY

2	Golden State	W	87-84
6	at Chicago	L	107-110
7	New Jersey	L	84-90
9	at Boston	L	101-112
11	Chicago	W	110-108
13	at Houston	W	124-120
14	New York	W	106-97
16	at New Jersey	W	105-100
18	Los Angeles	L	111-122
21	at Denver	L	109-114
23	at Golden State	W	96-94
25	at Los Angeles	L	108-118
27	at San Diego	L	107-124
28	at Phoenix	L	102-103

MARCH

2	Golden State	L	98-105
7	Washington	W	109-105
9	Portland	W	125-116
11	Phoenix	W	112-111
13	Detroit	W	122-120 OT
16	at Philadelphia	L	106-114
17	at Detroit	L	98-105
21	Chicago	W	114-105
22	at Cleveland	W	108-106
23	Houston	W	141-134
25	at San Antonio	W	121-113
27	at New Orleans	W	104-101
28	at Houston	W	125-124
30	Milwaukee	L	99-101
31	at Kansas City ¹	L	101-126

APRIL

4	Cleveland	W	102-95
6	Philadelphia	W	136-118
8	Kansas City	L	101-107

¹ at St. Louis, Mo.



ALL-TIME RESULTS

1979-80

PLAYER	G	GS	MIN	3-POINT			FTM-FTA	PCT	OR	DR	TR	AST	PF-DQ	ST	TO	BKS	PTS	AVG	
				FGM-FGA	PCT	FGM-FGA													PCT
Mickey Johnson	82	61	2647	588-1271	.463	5-32	156	385-482	.799	258	423	681	344	291-11	153	286	112	1566	19.1
Johnny Davis	82	82	2912	496-1159	.428	4-42	095	304-352	.864	102	124	226	440	178-0	110	202	23	1300	15.9
James Edwards	82	82	2314	528-1032	.512	0-1	.000	231-339	.681	179	399	578	127	324-12	55	131	104	1287	15.7
Alex English	54	15	1526	346-686	.504	0-3	.000	114-140	.814	167	213	380	142	128-0	45	124	33	806	14.9
George McGinnis	28	18	784	132-302	.437	1-8	125	104-181	.575	88	149	237	112	116-4	32	93	6	369	13.2
Billy Knight	75	43	1910	385-722	.533	4-15	267	212-262	.809	136	225	361	155	96-0	82	132	9	986	13.1
Mike Bantom	77	69	2330	384-760	.505	1-3	.333	139-209	.665	192	264	456	279	268-7	85	189	49	908	11.8
Dudley Bradley	82	38	2027	275-609	.452	2-5	.400	136-174	.782	69	154	223	252	194-1	211	166	48	688	8.4
Joe Hassett	74	2	1135	215-509	.422	69-198	.348	24-29	.828	35	59	94	104	85-0	46	45	8	523	7.1
Clemon Johnson	79	0	1541	199-396	.503	0-0	.000	74-117	.632	145	249	394	115	211-2	48	78	121	472	6.0
Phil Chenier	23	0	380	52-135	.385	2-6	.333	18-26	.692	9	26	35	47	29-0	15	26	10	124	5.4
Ron Carter	13	0	117	15-37	.405	0-0	.000	2-7	.286	5	14	19	9	19-0	2	10	3	32	2.5
Tony Zeno	8	0	59	6-21	.286	0-0	.000	2-21	.000	3	11	14	1	13-0	4	9	3	14	1.8
Brad Davis	5	0	43	2-7	.286	0-0	.000	3-4	.750	0	2	2	5	7-0	3	3	0	7	1.4
John Kuester	24	0	100	12-34	.353	0-0	.000	5-7	.714	3	11	14	16	8-0	7	5	1	29	1.2
Corky Calhoun	7	0	30	4-9	.444	0-0	.000	0-2	.000	7	3	10	0	6-0	2	1	0	8	1.1
PACERS	82	410	19855	3639-7689	.473	88-314	.280	1753-2333	.751	1398	2326	3724	2148	1973-37	900	1517	530	9119	111.2
OPPONENTS	82	410	19855	3693-7545	.489	56-228	.246	1734-2295	.756	1394	2552	3946	2323	2028-26	738	1758	470	9176	111.9

1979-80 (37-45)

OCTOBER

12	at Detroit	L	105-114
13	Atlanta	W	115-101
16	New Jersey	W	113-100
17	at Houston	L	112-116
18	at Atlanta	L	85-115
20	Boston	W	131-128 OT
23	at New York	L	112-136
24	at Philadelphia	L	110-132
26	Washington	W	118-108
27	at San Antonio	L	121-128
31	Houston	W	133-129 OT

NOVEMBER

2	at New Jersey	L	93-115
3	Philadelphia	L	114-120 2OT
6	at Cleveland	L	117-134
7	Portland	W	97-90
10	at Golden State	W	104-101
12	at Utah	W	113-105 OT
14	at Phoenix	L	100-104
16	at San Diego	L	97-105
18	at Los Angeles	L	104-127
21	New York	W	119-108
23	at Boston	L	103-118
24	Detroit	W	115-97
26	at Philadelphia	L	112-113
28	Milwaukee	L	79-87
30	at Washington	W	99-91

DECEMBER

1	Boston	L	102-106 OT
5	Cleveland	W	118-99
6	Detroit	W	103-102
11	at New York	W	124-122 OT
12	Seattle	L	107-112
14	Washington	W	111-109
16	at Kansas City	L	105-107
19	at San Antonio	L	123-127
22	Atlanta	W	130-110
26	at Detroit	W	98-97
28	at New Jersey	L	101-116
29	Utah	L	114-116

JANUARY

2	Los Angeles	L	120-127
3	at Milwaukee	L	96-106
5	at Denver	L	105-111
8	at Portland	W	122-118
9	at Seattle	L	111-120
11	at Chicago	W	110-105
12	Detroit	W	122-109
16	Denver	W	117-99
19	Kansas City	W	108-103
23	San Antonio	L	130-144
25	San Diego	W	139-117
26	at Cleveland	W	115-114
27	Cleveland	W	123-121
29	Houston	W	133-112
30	at Washington	L	119-120
31	New York	L	102-112

FEBRUARY

5	Philadelphia	L	108-109
7	Washington	W	134-104
8	at Boston	L	108-130
9	San Antonio	W	131-127
13	New Jersey	L	96-98
14	at Cleveland	W	118-114
15	Golden State	L	107-118
17	Chicago	W	108-100
20	New York	W	131-86
24	Phoenix	L	105-113
26	at Houston	L	88-93
27	at Atlanta	L	111-116

MARCH

2	at Washington	L	104-118
4	at New Jersey	L	109-114
5	at Philadelphia	L	113-120
7	Atlanta	L	94-99
9	Cleveland	L	107-113
11	Boston	W	114-108
13	at New York	W	107-100
14	Philadelphia	W	104-94
16	at Atlanta	L	90-95
18	at Boston 1	L	102-114
19	New Jersey	W	125-112
21	at San Antonio	L	109-116
22	at Houston	L	110-125
26	at Detroit	W	124-114
28	San Antonio	W	127-122
30	Houston	L	106-121

¹ at Hartford, Conn.

ALL-TIME RESULTS



1980-81

PLAYER	G	GS	MIN	3-POINT			FTM-FTA	PCT	OR	DR	TR	AST	PF	DQ	ST	TO	BKS	PTS	AVG		
				FGM	FGA	PCT															
Billy Knight	82	70	2385	546	1025	533	3-19	158	341	410	832	191	219	410	157	155-1	84	177	12	1436	175
James Edwards	81	80	2375	511	1004	509	0-3	0.00	244	347	703	191	380	571	212	304-7	32	164	128	1266	15.6
Johnny Davis	76	73	2536	426	917	465	4-33	121	238	299	796	56	114	170	480	179-2	95	167	14	1094	14.4
Mike Bantom	76	74	2375	431	882	489	0-6	0.00	199	281	708	150	277	427	240	284-9	80	197	85	1061	14.0
George McGinnis	69	56	1845	348	768	453	0-7	0.00	207	385	538	164	364	528	210	242-3	99	221	28	903	13.1
George Johnson	43	19	930	182	394	462	0-5	0.00	93	122	762	99	179	278	86	120-1	47	85	23	457	10.6
Louis Orr	82	7	1787	348	709	491	0-6	0.00	163	202	807	172	189	361	132	153-0	55	123	25	859	10.5
Dudley Bradley	82	24	1867	265	559	474	2-16	125	125	178	702	70	123	193	188	236-2	186	122	37	657	8.0
Clemon Johnson	81	2	1643	235	466	504	0-1	0.00	112	189	593	173	295	468	144	185-1	44	121	119	582	7.2
Don Buse	58	4	1095	114	287	397	19-58	328	50	65	769	19	65	84	140	61-0	74	38	8	297	5.1
Kenny Natt	19	0	149	25	77	325	2-8	250	7	11	636	9	6	15	10	18-0	5	10	1	59	3.1
Jerry Sichting	47	1	450	34	95	358	0-5	0.00	25	32	781	11	32	43	70	38-0	23	28	1	93	2.0
Tom Abernethy	29	0	259	24	56	429	0-1	0.00	11	19	569	19	21	40	18	29-0	6	6	3	59	2.0
Dick Miller	5	0	34	2	6	333	0-1	0.00	0	0	0.00	1	3	4	2-0	3	4	0	4	0.8	
PACERS	82	410	19730	3491	7245	4882	30-169	178	1815	2540	751	1325	2267	3592	2091	2006-26	833	1491	484	8827	107.6
OPPONENTS	82	410	19730	3457	7071	4889	41-179	229	1757	2290	767	1246	2407	3653	2113	2064-27	695	1855	439	8712	106.2

1980-81 (44-38)

OCTOBER

10	at New Jersey	W	110-91
11	Detroit	W	100-87
15	Chicago	L	97-108
18	Boston	W	103-99
21	at Atlanta	W	121-116
22	Milwaukee	L	105-119
24	Atlanta	W	104-97
25	at Cleveland	L	100-118
29	New York	W	102-95
31	at Chicago	W	121-114

NOVEMBER

1	New Jersey	W	113-100
2	at Milwaukee	L	121-135
4	at Phoenix	L	108-109
8	at Golden State	L	111-118
10	at Utah	L	106-108
11	at San Antonio	W	119-113
13	Philadelphia	L	103-130
14	Washington	W	118-108
18	at Detroit	W	102-97
19	Boston	L	91-103
21	at Philadelphia	L	88-97
22	Houston	W	129-120
26	Atlanta	W	110-89
27	at Washington	L	108-123
29	Cleveland	W	117-101

DECEMBER

2	at New York	W	113-96
3	Washington	W	128-115
5	at Milwaukee	L	100-102
6	Kansas City	W	107-88
10	Phoenix	W	102-90
11	at Cleveland	W	103-100
13	at Washington	L	105-114
16	Philadelphia	L	107-109
19	at Detroit	L	106-109
20	at Kansas City	W	107-103
23	New Jersey	W	125-109
26	at Los Angeles	L	115-116
27	at San Diego	L	109-121
30	at Denver	L	110-127

JANUARY

2	at Atlanta	W	109-106
3	San Diego	W	128-104
4	at New Jersey	W	113-104
7	New Jersey	W	112-103
8	at New York	W	116-115 OT
10	Milwaukee	W	106-102
14	Detroit	W	101-99
16	Seattle	L	94-95
18	Utah	W	110-89
20	at Chicago	L	105-121
21	at Philadelphia	L	104-118
23	at Boston	L	103-104
24	Dallas	W	107-89
27	at Cleveland	L	109-114
28	Golden State	W	108-102

FEBRUARY

3	at Milwaukee	W	108-99
4	Los Angeles	L	96-102
5	at Boston	L	98-111
7	Cleveland	W	99-96
8	at Detroit	W	124-101
11	Milwaukee	L	101-107
13	at New Jersey	L	100-103
15	Chicago	W	113-107
18	Atlanta	L	96-99
20	San Antonio	W	109-106
22	Portland	L	109-113 OT
25	at Houston	L	100-101
27	at Dallas	W	118-111

MARCH

3	at Portland	L	112-117
4	at Seattle	L	93-105
6	Boston	W	110-104
8	Denver	W	129-119
10	Philadelphia	L	102-103
12	at Washington	W	114-107
13	at Boston ¹	W	101-94
14	Detroit	L	94-101
17	at New York	L	89-114
18	at Philadelphia	L	95-107
20	New York	L	107-110
22	Cleveland	W	107-101
26	at Atlanta	W	115-107
27	Washington	W	122-107
29	Chicago	L	97-101

PLAYOFFS

First Round

31	at Philadelphia	L	108-124
----	-----------------	---	---------

APRIL

2	Philadelphia	L	85-96
---	--------------	---	-------

¹ at Hartford, Conn.



ALL-TIME RESULTS

1981-82

PLAYER	G	GS	MIN	3-POINT			FTM-FTA	PCT	OR	DR	TR	AST	PF-DQ	ST	TO	BKS	PTS	AVG	
				FGM-FGA	PCT	FGM-FGA													PCT
Johnny Davis	82	70	2664	538-1153	.467	5-27	185	315-394	.799	72	106	178	346	176-1	76	186	11	1396	170
Billy Knight	81	19	1803	378-764	.495	9-32	281	233-282	.826	97	160	257	118	132-0	63	137	14	998	12.3
Mike Bantom	39	37	1037	178-406	.438	1-3	333	101-153	.660	87	127	214	68	139-5	38	85	24	456	11.7
Herb Williams	82	75	2277	407-854	.477	2-7	286	126-188	.670	175	430	605	139	200-0	53	137	178	942	11.5
Louis Orr	80	41	1951	357-719	.497	1-8	125	203-254	.799	127	204	331	134	182-1	56	137	26	918	11.5
Tom Owens	74	40	1599	299-636	.470	1-2	500	181-226	.801	142	230	372	127	259-7	41	137	37	780	10.5
Don Buse	82	78	2529	312-685	.455	73-189	386	100-123	.813	46	177	223	407	176-0	164	95	27	797	9.7
Clemon Johnson	79	42	1979	312-641	.487	0-0	000	123-189	.651	184	387	571	127	241-3	60	138	112	747	9.5
Butch Carter	75	0	1035	188-402	.468	8-25	320	58-70	.829	30	49	79	60	110-0	34	52	11	442	5.9
George Johnson	59	4	720	120-291	.412	0-2	000	60-80	.750	72	145	217	40	147-2	36	70	25	300	5.1
George McGinnis	76	4	1341	141-378	.373	0-3	000	72-159	.453	93	305	398	204	198-4	96	131	28	354	4.7
Jerry Sichting	51	0	800	91-194	.469	1-9	111	29-38	.763	14	41	55	117	63-0	33	42	1	212	4.2
Ray Townsend	14	0	95	11-41	.268	2-9	222	11-20	.550	2	11	13	10	18-0	3	6	0	35	2.5
PACERS	82	410	19830	3332-7164	.465	103-316	.326	1612-2176	.741	1141	2372	3513	1897	2041-23	753	1393	494	8379	102.2
OPPONENTS	82	410	19830	3470-7062	.491	34-183	.186	1558-2133	.730	1204	2598	3802	2053	2016-14	678	1517	397	8532	104.0

1981-82 (35-47)

OCTOBER

30	Chicago	W	96-94
31	at New York	W	106-99

NOVEMBER

4	at Philadelphia	L	99-107
6	at Boston	L	94-111
8	at New Jersey	L	86-89
10	Cleveland	W	109-102
12	at Phoenix	L	93-95
14	at San Diego	W	123-114
15	at Los Angeles	L	123-124 2OT
17	Houston	L	82-102
19	Kansas City	W	102-99
21	at Atlanta	L	100-107
24	New York	W	127-112
25	at Cleveland	W	108-102
27	Philadelphia	L	112-124 OT
28	at Washington	W	92-90

DECEMBER

1	Boston	W	90-87
4	Detroit	W	105-95
8	at Chicago	L	116-118 OT
9	Utah	W	113-77
11	at Milwaukee	L	100-103 OT
12	New Jersey	W	101-88
15	Milwaukee	L	96-104
17	at Detroit	W	100-96
18	Cleveland	W	109-73
22	Atlanta	W	92-88
25	at Washington	L	98-115
26	New York	L	106-112
28	at New Jersey	W	103-95
29	Milwaukee	L	96-107

JANUARY

2	Washington	L	103-107
5	Phoenix	W	87-82
8	at Utah	L	102-108
9	at Golden State	L	106-115
12	at Portland	L	93-105
13	at Seattle	L	86-106
15	Los Angeles	L	92-97
17	Chicago	W	116-103
19	at Chicago	L	100-110
20	at Boston	L	103-112
22	Philadelphia	L	105-112
23	at San Antonio	W	107-98
26	at Houston	L	94-104

FEBRUARY

2	Boston	L	105-109
3	at Cleveland	L	104-108
4	Denver	W	131-114
6	Dallas	L	89-95
9	Milwaukee	L	101-108
10	at Philadelphia	L	96-102
13	at Cleveland	W	110-109
14	Portland	W	107-91
17	at Milwaukee	L	93-104
18	San Diego	W	119-114
20	at Detroit	L	100-115
21	New Jersey	W	118-107
24	New York	W	118-87
26	San Antonio	W	108-100
28	Detroit	W	112-101

MARCH

2	at Denver	W	132-124 OT
3	at Kansas City	L	82-120
7	at Dallas	W	108-106
9	Golden State	L	85-92
10	at Boston	L	100-121
12	at Washington	L	105-110
13	at Atlanta	L	90-110
16	Seattle	W	109-96
19	at Philadelphia	L	95-112
20	New Jersey	W	104-101
24	Washington	L	106-114
26	Atlanta	L	87-100
28	Chicago	W	102-101
30	at New York	L	104-108
31	Detroit	W	108-106

APRIL

3	at Detroit	L	102-105
4	at Milwaukee	L	115-129
7	Washington	L	85-97
9	Cleveland	W	100-97
10	at New Jersey	L	86-115
13	Philadelphia	L	89-93
15	Atlanta	W	108-102
16	at Atlanta	L	91-109
18	at Chicago	L	104-112



1982-83

PLAYER	G	GS	MIN	3-POINT				FTM-FTA	PCT	OR	DR	TR	AST	PF-DQ	ST	TO	BKS	PTS	AVG
				FGM	FGA	PCT	FGM-FGA												
Clark Kellogg	81	81	2761	680-1420	479	4-18	222	261-352	.741	340	520	860	223	298-6	141	217	43	1625	20.1
Billy Knight	80	54	2262	512-984	520	3-19	158	343-408	.841	152	324	192	143-0	66	193	8	1370	17.1	
Herb Williams	78	74	2513	580-1163	499	0-7	000	155-220	.705	151	432	583	262	230-4	54	229	171	1315	16.9
George Johnson	82	64	2297	409-858	477	7-38	184	126-172	.733	176	369	545	220	279-6	77	242	53	951	11.6
Butch Carter	81	28	1716	354-706	501	17-51	333	124-154	.805	62	88	150	194	207-5	78	118	13	849	10.5
Clemon Johnson	51	7	1216	208-399	521	0-1	000	77-122	.631	115	204	319	115	137-2	51	88	63	493	9.7
Jerry Sichting	78	58	2435	316-661	478	3-18	167	92-107	.860	33	122	155	433	185-0	104	138	2	727	9.3
Russ Schoene	31	5	520	101-228	443	1-3	333	40-55	.727	44	57	101	27	74-1	12	35	14	243	7.8
Brad Branson	62	2	680	131-308	425	0-1	000	76-108	.704	73	100	173	46	81-0	27	45	26	338	5.5
Marty Byrnes	80	12	1436	157-374	420	6-26	231	71-95	.747	75	116	191	179	149-1	41	73	6	391	4.9
John Duren	82	24	1433	163-360	453	0-13	000	43-54	.796	38	69	107	200	203-2	66	96	5	369	4.5
Jose Slaughter	63	1	515	89-238	374	9-41	220	38-59	.644	34	34	68	52	93-0	36	42	7	225	3.6
Guy Morgan	8	0	46	7-24	292	0-0	000	1-4	.250	6	11	17	7	7-0	2	2	0	15	1.9
PACERS	82	410	19830	3707-7723	480	50-236	212	1447-1910	.758	1299	2294	3593	2150	2086-27	755	1535	411	8911	108.7
OPPONENTS	82	410	19830	3768-7284	517	40-142	282	1815-2413	.752	1206	2564	3770	2237	1886-17	761	1643	439	9391	114.5

1982-83 (20-62)

OCTOBER

29 Washington W 93-90
31 Detroit L 115-118

NOVEMBER

3 at Boston L 104-111
6 at Washington L 115-119 OT
9 San Diego W 100-95
10 at Detroit L 91-115
12 at Philadelphia W 117-108
13 Chicago W 119-115
16 at Milwaukee L 103-115
17 Golden State W 124-122 OT
19 Houston L 98-109
21 Milwaukee L 98-109
23 at New York W 94-90
24 Philadelphia L 106-121
26 Washington L 85-87
27 at Atlanta L 98-117

DECEMBER

1 Milwaukee L 105-125
3 Cleveland W 111-103
4 at Cleveland L 89-109
8 Denver W 130-126
10 New York W 108-100
12 at Milwaukee L 108-120
15 Atlanta L 101-107
17 at Houston L 107-114
18 at Chicago L 127-131
22 at Cleveland L 98-100
26 New York W 87-81
28 at Denver L 150-155 OT
30 at Utah W 115-114

JANUARY

2 at Golden State L 105-114
4 at Portland L 117-119
5 at Seattle W 108-104
7 Phoenix L 101-108
12 New Jersey L 114-120
14 Chicago L 123-126 OT
15 at Philadelphia L 105-114
18 Boston L 126-130
20 at San Diego L 95-100
21 at Phoenix W 118-117
23 at Los Angeles L 102-105
25 Dallas L 125-134
27 San Antonio L 138-143
29 Kansas City W 133-122

FEBRUARY

1 at New Jersey L 111-120
2 Detroit W 141-135
4 Boston L 93-102
6 at Washington L 99-103
7 at New York L 99-105
9 at New Jersey L 90-105
10 Cleveland L 95-99
15 at Chicago W 113-110
16 Chicago L 113-117
18 at Milwaukee L 94-121
20 Los Angeles L 112-126
22 New Jersey L 108-110
24 New York L 101-113
27 Atlanta L 107-125

MARCH

1 at Atlanta L 106-109
4 at Kansas City L 103-120
6 at Chicago L 98-106
8 at Detroit L 101-107
9 Portland L 97-101
11 Seattle L 121-127
13 Detroit W 118-114
15 Philadelphia L 128-132
17 at Dallas L 105-120
19 at San Antonio L 118-138
22 Atlanta L 102-111
23 at Detroit L 96-109
25 Utah W 119-117
27 at Washington L 101-120
29 Boston W 130-101
30 at Boston L 116-142

APRIL

1 Washington L 109-123
2 at Atlanta L 99-109
5 at New Jersey L 110-121
8 at Philadelphia L 118-126 OT
10 at Cleveland L 105-110
11 at New York L 92-121
13 Milwaukee W 113-90
15 Cleveland L 124-132 OT
17 New Jersey L 99-112



ALL-TIME RESULTS

1983-84

PLAYER	G	GS	MIN	3-POINT		FTM-FTA	PCT	OR	DR	TR	AST	PF-DQ	ST	TO	BKS	PTS	AVG		
				FGM-FGA	PCT														
Clark Kellogg	79	79	2676	619-1193	.519	7-21	.333	261-340	.768	230	489	719	234	242-2	121	218	28	1506	19.1
Herb Williams	69	53	2279	411-860	.478	0-4	.000	207-295	.702	154	400	594	215	193-4	60	207	108	1029	14.9
Butch Carter	73	54	2045	413-862	.479	15-46	.326	136-178	.764	70	83	153	206	211-1	128	141	13	977	13.4
George Johnson	81	20	2073	411-884	.465	11-47	.234	223-270	.826	139	321	460	195	256-3	82	186	49	1056	13.0
Steve Stipanovich	81	73	2426	392-816	.480	3-16	.188	183-243	.753	116	446	562	170	303-4	73	161	67	970	12.0
Jerry Sichting	80	80	2497	397-746	.532	6-20	.300	117-135	.867	44	127	171	457	179-0	90	144	8	917	11.5
Brook Steppe	61	13	857	148-314	.471	0-3	.000	134-161	.832	43	79	122	79	93-0	34	83	6	430	7.0
Kevin McKenna	61	13	923	152-371	.410	3-17	.176	80-98	.816	30	65	95	114	133-3	46	62	5	387	6.3
Jim Thomas	72	15	1219	187-403	.464	1-11	.091	80-110	.727	59	90	149	130	115-1	60	69	6	455	6.3
Leroy Combs	48	0	446	81-163	.497	0-3	.000	56-91	.615	19	37	56	38	49-0	23	46	18	218	4.5
Sidney Lowe	78	2	1238	107-259	.413	2-18	.111	108-139	.777	30	92	122	269	112-0	93	106	5	324	4.2
Granville Walters	78	8	1040	123-238	.517	0-1	.000	31-51	.608	64	163	227	60	164-2	24	65	85	277	3.6
Tracy Jackson	2	0	10	1-4	.250	0-0	.000	4-41	.000	1	0	1	0	3-0	0	1	0	6	3.0
Bruce Kuczenski	5	0	51	5-17	.294	0-0	.000	4-41	.000	3	6	9	2	8-0	0	8	0	14	2.8
PACERS	82	410	19780	3447-7130	.483	48-207	.232	1624-2119	.766	1002	2398	3400	2169	2061-20	834	1525	398	8566	104.5
OPPONENTS	82	410	19780	3552-7175	.495	29-146	.199	1828-2415	.757	1194	2564	3758	2117	1930-15	761	1587	444	8961	109.3

1983-84 (26-56)

OCTOBER

28	at Milwaukee	L	83-104
29	Philadelphia	L	112-124 OT

NOVEMBER

1	Houston	W	116-108
4	at Boston	L	105-121
5	Cleveland	W	99-87
8	Boston	L	97-99
10	New York	L	91-99
12	New Jersey	W	111-101
15	at New York	L	87-94
17	at Washington	L	94-102
19	at Chicago	L	105-110
22	at Atlanta	L	93-104
23	Detroit	L	113-115
25	Golden State	L	105-110
27	New York	W	101-91
29	Philadelphia	L	96-98

DECEMBER

2	at Cleveland	L	99-108
3	at Detroit	L	99-117
7	Boston	L	95-100
9	Atlanta	W	110-104
10	at Kansas City	L	103-119
14	at Dallas	L	109-117
16	at San Antonio	L	92-120
17	at Houston	L	94-109
21	at Utah	L	115-133
22	at Denver	W	133-132
27	Milwaukee	W	115-104
30	at New Jersey	L	106-118

JANUARY

2	Atlanta	W	96-86
4	Chicago	W	102-89
6	Phoenix	W	104-88
7	at New York	L	103-140
10	at Chicago	L	104-105
11	Detroit	L	96-112
13	at Atlanta	L	108-117
15	New Jersey	L	134-140 OT
17	Milwaukee	L	92-112
20	at Boston ¹	L	125-132
21	Dallas	L	111-118
24	at Detroit	W	114-107
25	Denver	W	117-112
31	San Diego	W	111-97

FEBRUARY

1	at Philadelphia	L	103-111
3	at Boston	L	106-125
4	at Washington	L	101-125
7	Los Angeles	L	105-106
9	Seattle	W	107-102
11	Cleveland	L	83-86
13	San Antonio	L	108-117
15	Milwaukee	L	91-107
16	at New York	L	94-100
18	at Cleveland	W	118-93
19	Utah	W	106-104
22	Chicago	L	111-121
23	at New Jersey	L	103-110
24	Detroit	W	108-100
26	Portland	W	102-100
28	Washington	L	92-100

MARCH

2	at Seattle ²	L	90-99
3	at Portland	L	98-118
6	at Golden State	L	109-125
7	at San Diego	L	110-114
9	at Phoenix	L	110-130
10	at Los Angeles	W	126-114
13	Philadelphia	L	106-121
15	Kansas City	L	107-108
17	New Jersey	L	98-100
20	Boston	W	123-121 OT
23	Chicago	W	119-112
24	at Milwaukee	L	92-106
25	at Chicago	W	102-99
28	New York	W	99-93
30	Cleveland	W	90-87
31	at Cleveland	W	120-119 OT

APRIL

3	at Washington	L	94-106
4	at New Jersey	L	111-112
6	at Philadelphia	L	106-112
7	at Atlanta	L	103-122
10	at Detroit	L	98-100
11	Atlanta	L	111-114
13	Washington	W	119-115
14	at Milwaukee	L	92-104

¹ at Hartford, Conn.

² at Tacoma, Wash.

ALL-TIME RESULTS



1984-85

PLAYER	G	GS	MIN	3-POINT		FTM-FTA	PCT	OR	DR	TR	AST	PF-DO	ST	TO	BKS	PTS	AVG			
				FGM-FGA	PCT															
Clark Kellogg	77	65	2449	562-1112	505	7-14	500	224	500	724	244	247-2	86	231	26	1432	18.6			
Herb Williams	75	70	2557	575-1211	475	1-9	111	224	341	657	154	480	634	252	218-1	54	265	134	1375	18.3
Vern Fleming	80	65	2486	433-922	470	0-4	000	260	339	767	148	175	323	247	232-4	99	137	8	1126	14.1
Steve Stipanovich	82	66	2315	404-871	475	1-11	091	297	372	798	141	473	614	199	265-4	71	184	78	1126	13.7
Jim Thomas	80	52	2059	347-726	478	8-42	190	183	234	782	74	187	261	234	195-2	76	131	5	885	11.1
Jerry Sichting	70	25	1808	325-624	521	9-37	243	112	128	875	24	90	114	264	116-0	47	102	4	771	11.0
Terence Stansbury	74	14	1278	210-458	459	4-25	160	102	126	810	39	75	114	127	205-2	47	80	12	526	7.1
Tony Brown	82	26	1586	214-465	460	0-6	000	116	171	678	146	142	288	159	212-3	59	116	12	544	6.6
Bill Garnett	65	13	1123	149-310	481	0-2	000	120	174	690	98	188	286	67	196-3	28	92	15	418	6.4
Greg Kelsner	10	0	114	21-53	396	0-1	000	20	28	714	6	13	19	13	16-0	7	12	0	62	6.2
Devin Durrant	59	8	756	114-274	416	0-3	000	72	102	706	49	75	124	80	106-0	19	77	10	300	5.1
Granville Walters	62	5	703	85-190	447	0-1	000	29	50	580	57	113	170	30	107-2	16	55	44	199	3.2
Ralph Jackson	1	0	12	1-3	333	0-0	000	0	0	000	1	0	1	4	1-0	2	1	0	2	2.0
Stuart Gray	52	0	391	35-92	380	0-0	000	32	47	681	29	94	123	15	82-1	9	51	14	102	2.0
Kenton Edelin	10	1	143	4-13	308	0-0	000	3	8	375	8	18	26	10	39-1	5	3	4	11	1.1
PACERS	82	410	19780	3489-7324	476	30-155	194	1871-2516	744	1198	2623	3821	1945	2237-25	6251622	366	8879	108.3		
OPPONENTS	82	410	19780	3628-7332	495	64-200	.320	2068-2707	764	1098	2583	3681	2242	2072-25	7771424	523	9388	114.5		

1984-85 (22-60)

OCTOBER

27	Washington	L	102-104
31	Dallas	L	100-101

NOVEMBER

2	at Cleveland	W	116-109
3	at New Jersey	L	117-118
7	at Philadelphia	L	113-134
9	at Milwaukee	L	105-122
10	Chicago	L	116-118
12	Boston	L	115-132
14	Houston	W	125-117
16	San Antonio	W	128-117 OT
17	at Atlanta	L	108-118
19	at Chicago	W	137-120
21	Philadelphia	L	107-112
23	Kansas City	L	105-122
24	at New York	L	100-119
27	Milwaukee	W	126-105
28	at Philadelphia	L	101-122
30	at New Jersey	L	100-123

DECEMBER

1	Detroit	L	109-131
6	at Washington	L	106-111
8	at Milwaukee	L	96-99
10	Atlanta	L	98-104
14	at Detroit	L	96-120
15	New Jersey	W	112-100
18	Utah	W	88-81
21	at Boston	L	107-117
22	Cleveland	L	103-106
26	at Washington	L	89-114
28	Detroit	L	110-116
29	at Kansas City	W	123-115

JANUARY

1	at Utah	W	119-117
3	at Golden State	W	112-96
5	at Seattle	L	97-104
6	at Portland	L	101-118
9	Milwaukee	L	105-106
11	at Detroit	L	109-120
12	New York	W	100-95
15	Atlanta	L	113-120
18	Boston	W	91-86
19	Chicago	W	110-107
21	Golden State	W	129-127 OT
23	Portland	L	104-136
25	at Boston	L	94-125
26	at New York	L	106-109
29	at Atlanta ¹	L	106-115
30	Cleveland	W	120-115

FEBRUARY

1	Washington	W	102-95
3	at L.A. Lakers	L	100-122
4	at L.A. Clippers	L	96-115
7	at Phoenix	L	97-105
12	Philadelphia	L	116-124
14	Milwaukee	L	128-132 OT
15	at Chicago	W	114-96
17	Phoenix	L	97-115
20	Cleveland	L	92-102
22	L.A. Lakers	W	122-113
24	Boston	L	100-113
27	New York	W	108-106

MARCH

2	Seattle	L	92-106
5	at Dallas	L	102-108
6	at San Antonio	L	102-108
8	at Houston	L	105-125
9	at Denver	L	116-126
11	at Cleveland	L	110-122
12	New Jersey	W	109-108
14	L.A. Clippers	L	112-113
16	at New York	L	114-116
17	at New Jersey	L	105-129
20	Denver	L	119-123
22	New York	L	113-118
23	at Milwaukee	L	129-140
26	at Chicago	L	119-120
27	Atlanta	L	99-125
30	at Cleveland	L	94-117
31	Washington	L	105-111

APRIL

2	Detroit	L	121-124
3	at Boston	L	103-119
6	Philadelphia	W	121-117
8	Chicago	W	107-103
10	at Detroit	L	114-116
12	at Philadelphia	L	105-111
13	at Atlanta	L	117-122

¹ at New Orleans, La.



ALL-TIME RESULTS

1985-86

PLAYER	G	GS	MIN	FGM-FGA		PCT		3-POINT		FTM-FTA	PCT	OR	DR	TR	AST	PF-DO	ST	TO	BKS	PTS	AVG		
				FGM	FGA	PCT	FGM	FGA	PCT														
Herb Williams	78	74	2770	627	1275	.492	1-2	.083	294	403	.730	172	538	710	174	244	-2	50	210	184	1549	19.9	
Clark Kellogg	19	12	568	139	294	.473	4-13	.308	53	69	.768	51	117	168	57	59	-2	28	61	8	335	17.6	
Wayman Tisdale	81	60	2277	516	1002	.515	0-2	.000	160	234	.684	191	393	584	79	290	-3	32	188	44	1192	14.7	
Vern Fleming	80	77	2870	436	862	.506	1-6	.167	263	353	.745	102	284	386	505	230	-3	131	208	5	1136	14.2	
Steve Stipanovich	79	65	2397	416	885	.470	2-10	.200	242	315	.768	173	450	623	206	261	-1	75	146	69	1076	13.6	
Clint Richardson	82	61	2224	335	736	.455	1-9	.111	123	147	.837	69	182	251	372	153	-1	58	136	8	794	9.7	
Ron Anderson	60	27	1469	273	554	.493	2-8	.250	73	111	.658	125	123	248	136	105	-0	55	76	6	621	10.4	
Terence Stansbury	74	17	1331	191	441	.433	9-53	.170	107	132	.811	29	110	139	206	200	-2	59	139	8	498	6.7	
Bryan Warrick	31	5	658	81	172	.471	2-10	.200	53	67	.791	10	56	66	109	76	-0	25	48	2	217	7.0	
Bill Martin	66	0	691	143	298	.480	0-8	.000	46	54	.852	42	60	102	52	108	-1	21	58	7	332	5.0	
Bill Garrett	80	2	1197	112	239	.469	0-2	.000	116	162	.716	106	169	275	95	174	-0	39	91	22	340	4.3	
Quinn Buckner	32	3	419	49	104	.471	0-1	.000	19	27	.704	9	42	51	86	80	-0	40	55	3	117	3.7	
Dwayne McClain	45	4	461	59	180	.383	1-9	.111	18	35	.514	14	16	30	67	61	-0	38	40	4	157	3.5	
Stuart Gray	67	3	423	54	108	.500	0-0	.000	47	74	.635	45	73	118	15	94	-0	8	32	11	155	2.3	
PACERS	82	410	19755	3441	7150	.481	23	-143	1.61	1614	2183	.739	1138	2613	3751	2159	2135	-15	659	1515	381	8519	103.9
OPPONENTS	82	410	19755	3372	7123	.473	73	-275	2.65	1965	2571	.768	1050	2479	3529	2057	1909	-4	745	1315	445	8792	107.2

1985-86 (26-56)

OCTOBER

26 New Jersey W 119-92
 30 at New Jersey L 138-147 3OT

NOVEMBER

1 at Detroit L 116-124
 2 Detroit L 117-128
 6 at Philadelphia L 97-105
 9 Phoenix W 127-105
 13 at Boston L 114-118
 14 Cleveland L 104-112
 16 Boston W 111-109
 19 at Chicago L 114-121
 20 at Houston L 97-126
 22 at San Antonio L 96-108
 23 at Dallas L 104-117
 25 Utah L 101-102
 27 New York L 77-80
 29 Philadelphia L 100-110
 30 at Milwaukee L 94-111

DECEMBER

3 at Cleveland W 98-84
 4 Denver L 105-119
 6 New York W 107-83
 10 at New York L 64-82
 11 San Antonio W 114-101
 13 Atlanta W 109-89
 14 at New Jersey L 99-105
 17 Philadelphia L 96-102
 20 Milwaukee W 114-102
 21 New Jersey L 98-102
 26 at Milwaukee L 87-105
 28 at Chicago L 104-108
 30 at Washington W 97-80

JANUARY

2 Boston L 104-122
 4 L.A. Clippers W 106-77
 7 at New York L 85-93
 8 Sacramento L 87-88
 10 at L.A. Lakers L 102-124
 11 at Phoenix L 99-128
 13 at Golden State L 108-119
 15 Portland L 104-109
 17 Boston L 105-123
 18 at Cleveland L 95-108
 20 Detroit W 105-99
 24 Milwaukee L 92-117
 25 Golden State W 124-101
 28 at Atlanta L 92-123
 29 Washington W 92-88
 31 Seattle W 101-94

FEBRUARY

2 Chicago W 131-106
 4 New Jersey W 117-101
 6 Atlanta L 85-100
 11 at Cleveland L 97-119
 12 Milwaukee L 97-103
 14 at Chicago W 104-88
 15 Cleveland W 105-99
 17 Chicago W 124-110
 19 L.A. Lakers L 81-90
 21 at Atlanta L 98-106
 23 at Boston¹ L 98-113
 25 Washington W 100-87
 27 at Utah L 92-109
 28 at Sacramento L 100-121

MARCH

2 at L.A. Clippers W 129-112
 4 at Portland L 99-102
 5 at Seattle W 120-112
 7 at Denver L 117-134
 9 at Philadelphia L 102-120
 11 Philadelphia L 91-101
 12 at Detroit L 101-111
 14 at Milwaukee W 114-104
 15 Washington W 105-100
 17 New York W 112-92
 19 at Boston L 108-127
 22 at Washington L 110-111
 24 Dallas L 120-126
 26 Houston L 101-110
 28 Atlanta L 92-100

APRIL

1 at Detroit L 108-116
 3 Chicago L 108-109
 5 Detroit L 106-115
 7 at New York L 104-106
 8 at Washington W 111-104
 11 at Philadelphia L 122-130
 12 at Atlanta L 91-108

¹ at Hartford, Conn.



PLAYER	G	GS	MIN	3-POINT			FTM-FTA	PCT	OR	DR	TR	AST	PF-DQ	ST	TO	BKS	PTS	AVG	
				FGM	FGA	PCT													
Chuck Person	82	78	2956	635-1358	468	49-138	355	222-297	.747	168	509	677	295	310-4	90	211	16	1541	18.8
John Long	80	68	2265	490-1170	419	19-67	283	219-246	890	75	142	217	258	167-1	96	153	8	1218	15.2
Herb Williams	74	67	2526	451-939	480	0-9	0.000	199-269	740	143	400	543	174	255-9	59	145	93	1101	14.9
Wayman Tisdale	81	15	2159	458-892	513	0-2	0.000	258-364	709	217	258	475	117	293-9	50	139	26	1174	14.5
Steve Stipanovich	81	81	2761	382-760	503	1-4	250	307-367	837	184	486	670	180	304-9	106	130	97	1072	13.2
Vern Fleming	82	82	2549	370-727	509	2-10	200	238-302	788	109	225	334	473	222-3	109	167	18	980	12.0
Dint Richardson	78	14	1396	218-467	467	6-17	353	59-74	797	51	92	143	241	106-0	49	85	7	501	6.4
Ron Anderson	63	0	721	139-294	473	0-5	0.000	85-108	787	73	78	151	54	65-0	31	55	3	363	5.8
Clark Kellogg	4	4	60	8-22	364	1-2	500	3-4	750	7	4	11	6	12-0	5	4	0	20	5.0
Kyle Macy	76	0	1250	164-341	481	14-46	304	34-41	829	25	41	66	197	136-0	59	58	7	376	4.9
Michael Brooks	10	0	148	13-37	351	0-0	0.000	7-10	700	9	10	19	11	19-0	9	11	0	33	3.3
Walker Russell	48	0	511	64-165	388	2-16	125	27-37	730	18	37	55	129	62-0	20	60	5	157	3.3
Peter Verhoeven	5	0	44	5-14	357	0-0	0.000	0-0	0.000	2	5	7	2	11-1	2	0	1	10	2.0
Stuart Gray	55	1	456	41-101	406	0-0	0.000	28-39	718	39	90	129	26	93-0	10	36	28	110	2.0
Greg Dreiling	24	0	128	16-37	432	0-0	0.000	10-12	833	12	31	43	7	42-0	2	7	2	42	1.8
PACERS	82	410	19930	3454-7324	472	94-316	297	1696-2170	782	1132	2464	3596	2170	2097-36	697	1276	311	8698	106.1
OPPONENTS	82	410	19930	3344-6969	480	103-345	299	1960-2584	759	1117	2584	3701	2019	1852-14	660	1416	472	8751	106.7

1986-87 (41-41)

OCTOBER

31 at Philadelphia L 104-108

NOVEMBER

1 Detroit W 92-89
 4 Philadelphia W 125-121 2OT
 5 at Boston L 102-133
 8 San Antonio W 130-97
 11 at Milwaukee L 94-102
 13 at New Jersey W 120-117 OT
 15 Milwaukee W 104-103
 16 at Washington L 111-124
 18 at L.A. Clippers W 98-93
 20 at Sacramento L 83-92
 22 at Seattle L 111-121
 23 at Portland L 95-108
 26 Houston L 88-92
 28 Denver W 126-102
 30 Portland L 101-118

DECEMBER

2 at Milwaukee L 88-95
 3 Washington W 116-103
 5 Atlanta W 119-113
 10 at Philadelphia L 112-122
 11 Cleveland W 115-94
 13 New Jersey W 95-91
 17 at Boston L 101-113
 18 Chicago L 88-97
 20 at New York W 123-99
 21 at Cleveland L 94-104
 23 Detroit W 111-98
 27 at Chicago L 93-105
 30 Cleveland W 111-99

JANUARY

2 L.A. Clippers W 116-106
 5 at Dallas W 144-135
 6 at San Antonio W 101-99
 8 at Houston L 96-110
 10 at Utah L 96-105
 13 Philadelphia L 94-101
 15 Washington W 113-105
 17 Dallas W 119-115 2OT
 19 Chicago W 109-95
 21 at Boston L 100-130
 22 L.A. Lakers L 108-118
 24 Phoenix L 103-104
 27 at Atlanta L 98-114
 30 Boston L 94-100
 31 at Cleveland L 100-102

FEBRUARY

3 Philadelphia L 94-99
 5 at Detroit W 98-93
 10 at Golden State W 126-125 OT
 11 at Phoenix W 121-105
 13 at L.A. Lakers L 108-113
 14 at Denver L 113-129
 16 Golden State W 112-93
 18 Seattle W 105-88
 20 at Atlanta W 107-105
 22 Sacramento W 103-101
 24 at Milwaukee L 114-120 2OT
 26 at Washington L 94-100
 27 at New Jersey L 115-125

MARCH

1 New York W 122-115 OT
 3 Atlanta L 108-109
 7 Milwaukee L 120-124
 9 Utah W 107-102
 11 Detroit L 98-107
 13 Boston W 116-109
 15 New Jersey W 123-99
 16 at Detroit L 95-115
 19 at New York L 105-111 OT
 21 Cleveland W 77-76
 23 Washington W 101-92
 25 Milwaukee W 125-108
 27 New York W 100-91
 28 at Atlanta W 120-114

APRIL

1 Chicago W 99-94
 2 at Detroit L 73-119
 4 at New York L 108-112
 7 New Jersey W 128-114
 9 at Cleveland L 99-111
 10 at Washington W 115-101
 12 at Chicago L 95-116
 13 Atlanta L 101-102
 15 Boston L 85-108
 17 at Philadelphia W 115-111
 18 at New Jersey W 112-103

PLAYOFFS

First Round

24 at Atlanta L 94-110
 26 at Atlanta L 93-94
 29 Atlanta W 96-87

MAY

1 Atlanta L 97-101



ALL-TIME RESULTS

1987-88

PLAYER	G	GS	MIN	3-POINT		FTM-FTA	PCT	OR	DR	TR	AST	PF-DQ	ST	TO	BKS	PTS	AVG		
				FGM-FGA	PCT														
Chuck Person	79	71	2807	575-1252	.459	59-177	.333	132-197	.670	171	365	536	309	266-4	73	210	8	1341	17.0
Wayman Tisdale	79	57	2378	511-998	.512	0-2	.000	246-314	.783	168	323	491	103	274-0	54	145	34	1268	16.1
Vern Fleming	80	80	2733	442-845	.523	0-13	.000	227-283	.802	106	258	364	568	225-0	115	175	11	1111	13.9
Steve Stipanovich	80	80	2692	411-828	.496	3-15	.200	254-314	.809	157	505	662	183	302-8	90	156	69	1079	13.5
John Long	81	81	2022	417-879	.474	34-77	.442	166-183	.907	72	157	229	173	164-1	84	127	11	1034	12.8
Reggie Miller	82	1	1840	306-627	.488	61-172	.355	149-186	.801	95	95	190	132	157-0	53	101	19	822	10.0
Herb Williams	75	37	1966	311-732	.425	0-6	.000	126-171	.737	116	353	469	98	244-1	37	119	146	748	10.0
Ron Anderson	74	1	1097	217-436	.498	0-2	.000	108-141	.766	89	127	216	78	98-0	41	73	6	542	7.3
Scott Skiles	51	2	760	86-209	.411	6-20	.300	45-54	.833	11	55	66	180	97-0	22	76	3	223	4.4
Stuart Gray	74	0	807	90-193	.466	0-1	.000	44-73	.603	70	180	250	44	152-1	11	50	32	224	3.0
Clinton Wheeler	59	0	513	62-132	.470	0-0	.000	25-34	.735	19	21	40	103	37-0	36	52	2	149	2.5
Greg Drilling	20	0	74	8-17	.471	0-0	.000	18-26	.692	3	14	17	5	19-0	2	11	4	34	1.7
Brian Rowsom	4	0	16	0-6	.000	0-0	.000	6-6	1.000	1	4	5	1	3-0	1	1	0	6	1.5
PACERS	82	410	19705	3436-7154	.480	163-485	.336	1546-1982	.780	1078	2457	3535	1977	2038-20	619	1318	345	8581	104.6
OPPONENTS	82	410	19705	3335-7060	.472	118-368	.321	1858-2446	.760	1160	2500	3660	1933	1859-8	700	1269	407	8646	105.4

1987-88 (38-44)

NOVEMBER

6	at Philadelphia	L	95-108
7	New York	W	108-95
10	Detroit	W	121-118
11	at Boston	L	106-120
14	at Chicago	W	111-110
15	Boston	L	98-103
17	at Sacramento	W	126-111
18	at Denver	W	117-106
20	at Utah	L	81-112
22	at Portland	L	110-120
25	San Antonio	W	133-102
27	Atlanta	W	88-86
28	Seattle	W	131-115
30	at Milwaukee	L	94-104

DECEMBER

2	Washington	W	108-102
4	Cleveland	L	90-108
8	Milwaukee	W	103-101
10	at New Jersey	W	108-91
12	Portland	L	101-108
15	at Atlanta	L	91-93
17	at Washington	L	111-115 OT
18	Utah	W	121-97
20	at Cleveland	L	116-127
23	Dallas	L	109-110
26	Chicago	W	106-92
30	Detroit	L	95-105

JANUARY

2	at Milwaukee	W	99-97
5	at Chicago	L	77-93
7	Milwaukee	W	114-108
9	L.A. Lakers	L	98-101
11	L.A. Clippers	W	111-90
13	at Dallas	L	108-110
14	at San Antonio	W	112-108
16	at Houston	L	102-132
18	at Seattle	L	105-115
20	at L.A. Clippers	L	97-104
22	New Jersey	W	113-104
24	Phoenix	W	128-109
26	Chicago	W	97-93
27	at Detroit	L	86-103
29	at Philadelphia	L	89-94

FEBRUARY

1	Golden State	W	90-88
3	at Boston	L	103-118
4	Philadelphia	W	109-95
9	at L.A. Lakers	W	110-108
11	at Golden State	W	108-107
12	at Phoenix	W	107-102
16	New York	W	117-104
18	Cleveland	W	88-83
21	Sacramento	W	130-112
23	at Atlanta	L	111-131
24	Milwaukee	L	94-97
26	Atlanta	L	101-116
27	at New Jersey	W	106-98

MARCH

1	at New York	L	96-98
2	at Washington	L	102-111
4	Washington	L	88-95
6	Philadelphia	L	100-105
8	Detroit	W	117-104
11	at Boston ¹	L	112-122
13	Denver	L	100-108
15	Boston	L	113-119
17	Washington	W	99-95
18	at Philadelphia	L	109-129
20	at New Jersey	W	102-96
22	at Detroit	L	104-123
25	New Jersey	W	101-100
26	at Chicago	L	100-109
31	Houston	L	100-102

APRIL

2	at Cleveland	L	94-108
3	Atlanta	L	100-102
5	Cleveland	W	106-105
8	at Washington	L	100-107
9	at Milwaukee	L	100-105
11	New Jersey	W	95-93
13	at New York	L	107-127
14	Chicago	L	110-116
16	Philadelphia	W	126-92
18	at Cleveland	L	107-112
20	at Atlanta	W	116-98
22	at Detroit	W	103-98
23	New York	L	86-88

¹ at Hartford, Conn.

ALL-TIME RESULTS



1988-89

PLAYER	G	GS	MIN	3-POINT			FTM-FTA	PCT	OR	DR	TR	AST	PF-DO	ST	TO	BKS	PTS	AVG	
				FGM	FGA	PCT													
Chuck Person	80	79	3012	711-1453	489	63-205	307	243-307	792	144	372	516	289	280-12	83	308	18	1728	21.6
Wayman Tisdale	48	5	1326	285-564	505	0-4	0.00	198-250	792	99	211	310	75	181-5	35	107	32	768	16.0
Reggie Miller	74	70	2536	398-831	479	98-244	402	287-340	844	73	219	292	227	170-2	93	143	29	1181	16.0
Vern Fleming	76	69	2552	419-814	515	3-23	130	243-304	799	85	225	310	494	212-4	77	192	12	1084	14.3
LaSalle Thompson	33	29	1053	169-314	538	0-0	---	75-93	806	104	222	326	37	132-6	33	62	39	413	12.5
Herb Williams	46	46	1567	244-542	450	0-3	0.00	90-126	714	87	309	396	88	156-3	31	108	80	578	12.6
Detlef Schrempf	32	12	1005	162-315	514	5-19	263	146-189	772	70	159	229	93	102-0	29	77	10	475	14.8
Rik Smits	82	71	2041	386-746	517	0-1	0.00	184-255	722	185	315	500	70	310-14	37	130	151	956	11.7
John Long	44	1	767	128-319	401	8-20	400	59-63	937	16	50	66	65	68-1	29	48	1	323	7.3
Scott Skiles	80	13	1571	198-442	448	20-75	267	130-144	903	21	128	149	390	151-1	64	177	2	546	6.8
Randy Wittman	33	11	704	80-169	473	1-2	500	12-19	632	20	34	54	79	31-0	13	20	2	173	5.2
Anthony Frederick	46	0	313	63-125	504	2-5	400	24-34	706	26	26	52	20	59-0	14	34	6	152	3.3
Richard Morton	2	0	11	3-4	750	0-0	---	0-0	---	0	0	0	1	2-0	0	1	0	6	3.0
Stuart Gray	72	0	783	72-153	471	0-1	0.00	44-64	688	84	161	245	29	128-0	11	48	21	188	2.6
Greg Dreiling	53	4	396	43-77	558	0-0	---	43-64	672	39	53	92	18	100-0	5	39	11	129	2.4
Everette Stephens	35	0	209	23-72	319	2-10	200	17-22	773	11	12	23	37	22-0	9	29	4	65	1.9
Sedric Toney	2	0	9	1-5	200	0-3	0.00	0-1	0.00	1	1	2	0	1-0	0	2	0	6	1.0
PACERS	82	410	19855	3385-6945	487	202-615	328	1795-2275	789	1065	2497	3562	2012	2105-48	563	1547	418	8767	106.9
OPPONENTS	82	410	19855	3453-7400	467	167-547	305	2036-2606	781	1288	2312	3600	2034	2029-15	836	1206	389	9109	111.1

1988-89 (28-54)

NOVEMBER

4	Milwaukee	L	103-117
5	Cleveland	L	99-105
8	at Atlanta	L	107-112
11	New York	L	120-121 OT
12	at Cleveland	L	96-121
15	at Utah	L	96-108
16	at Phoenix	L	104-123
18	at L.A. Clippers	L	110-113
19	at Sacramento	L	96-107
22	Milwaukee	W	105-91
25	Washington	L	101-106
26	at Philadelphia	L	114-122
29	Detroit	W	107-98
30	at Detroit	L	111-114

DECEMBER

3	Philadelphia	L	100-107
7	Portland	W	129-120
9	Sacramento	W	112-105
10	L.A. Lakers	L	105-112
13	Charlotte	W	115-104
14	at Charlotte	L	106-115
16	at Chicago	L	93-100
17	New Jersey	L	92-100
20	at New York	L	113-141
23	at Atlanta	L	114-131
27	at Milwaukee	L	107-120
28	at New Jersey	L	101-118
30	Chicago	L	85-101

JANUARY

1	at Cleveland	L	98-119
4	Atlanta	W	116-113
6	L.A. Clippers	W	123-88
7	Detroit	W	113-99
11	at Boston	W	127-108
14	New Jersey	L	97-106
15	at Miami	L	117-118 2OT
17	at Chicago	L	96-103
19	Cleveland	L	106-113
20	at Detroit	L	99-132
23	Denver	W	117-102
25	Boston	W	103-94
26	at Washington	L	106-126
28	Golden State	L	112-114
31	at New York	L	111-120

FEBRUARY

3	Milwaukee	L	91-109
4	New York	L	106-113
8	at Boston	L	102-109
9	at Cleveland	L	99-108
14	Philadelphia	L	108-113
15	at Philadelphia	L	98-113
18	at Charlotte	L	114-119
21	at Milwaukee	L	90-116
23	at Atlanta	L	97-100
24	San Antonio	W	112-93
26	Utah	W	128-99
28	at Seattle	W	108-106

MARCH

2	at Golden State	W	131-127 OT
3	at L.A. Lakers	L	117-139
5	at Portland	W	121-118 OT
7	Seattle	L	92-110
10	Phoenix	W	121-116
11	at New York	L	95-114
13	at Chicago	L	90-122
14	Detroit	L	117-129
16	Boston	L	99-111
18	Chicago	W	114-103
21	at New Jersey	W	92-89
22	Washington	W	101-92
25	at Washington	L	108-111 OT
27	Cleveland	W	104-102
29	Miami	W	96-89
31	Dallas	L	102-105

APRIL

2	Atlanta	L	109-132
4	Houston	L	88-90
6	at Denver	L	118-132
8	at San Antonio	W	128-126 OT
10	at Dallas	W	110-103
11	at Houston	L	99-108
13	Chicago	W	109-105
15	Charlotte	W	115-105
18	Atlanta	L	114-121
19	at Detroit	L	105-115
21	Boston	W	120-110
22	at Milwaukee	W	117-110



ALL-TIME RESULTS

1989-90

PLAYER	G	GS	MIN	3-POINT		FTM-FTA	PCT	OR	DR	TR	AST	PF-DQ	ST	TO	BKS	PTS	AVG		
				FGM-FGA	PCT														
Reggie Miller	82	82	3192	661-1287	.514	150-362	.414	544-627	.868	95	200	295	311	175-1	110	222	18	2016	24.6
Chuck Person	77	73	2714	605-1242	.487	94-253	.372	211-270	.781	126	319	445	230	217-1	53	170	20	1515	19.7
Detlef Schrempf	78	18	2573	424-822	.516	17-48	.354	402-490	.820	349	471	620	247	271-6	59	180	16	1267	16.2
Rik Smits	82	82	2404	515-967	.533	0-1	.000	241-297	.811	135	377	512	142	328-11	45	143	169	1271	15.5
Vern Fleming	82	82	2876	467-919	.508	12-34	.353	230-294	.782	118	204	322	610	213-1	92	206	10	1176	14.3
LaSalle Thompson	82	60	2126	223-471	.473	1-5	.200	107-134	.799	175	455	630	106	313-11	65	150	71	554	6.8
Mike Sanders	82	13	1531	225-479	.470	5-14	.357	55-75	.733	78	152	230	89	220-1	43	79	23	510	6.2
Calvin Natt	14	0	164	20-31	.645	0-0	---	17-22	.773	10	25	35	9	14-0	1	5	0	57	4.1
Rickey Green	69	0	927	100-231	.433	1-11	.091	43-51	.843	9	45	54	182	60-0	51	62	1	244	3.5
George McCloud	44	0	413	45-144	.313	13-40	.325	15-19	.789	12	30	42	45	56-0	19	36	3	118	2.7
Randy Wittman	61	0	544	62-122	.508	1-2	.500	5-6	.833	4	26	30	39	21-0	7	23	4	130	2.1
Dyron Nix	20	0	109	14-39	.359	0-0	---	11-16	.688	8	18	26	5	15-0	3	7	1	39	2.0
Greg Drilling	49	0	307	20-53	.377	0-0	---	25-34	.735	21	66	87	8	69-0	4	19	14	65	1.3
PACERS	82	410	19880	3381-6807	.497	294-770	.382	1906-2335	.816	940	2388	3328	2023	1972-32	552	1342	350	8962	109.3
OPPONENTS	82	410	19880	3486-7225	.482	173-541	.320	1804-2395	.753	1173	2297	3470	1945	2021-16	716	1189	321	8949	109.1

1989-90 (42-40)

NOVEMBER

3	at Atlanta	W	126-103
4	Cleveland	W	106-98
8	Detroit	W	98-74
10	Miami	W	102-98
15	at L.A. Lakers	L	94-117
17	at Utah	L	100-114
18	at Sacramento	L	102-107
21	Boston	W	119-111
24	at Boston	W	118-111
25	Philadelphia	L	103-111
27	at Milwaukee	W	101-97
29	Utah	W	100-88

DECEMBER

1	Orlando	W	125-110
6	Denver	W	136-117
8	Chicago	W	106-104
9	at Detroit	L	93-121
12	Minnesota	W	113-112 OT
14	at New Jersey	W	102-78
15	Milwaukee	L	98-103
17	at Portland	L	113-121
19	at L.A. Clippers	L	102-128
20	at Phoenix	W	131-130 OT
22	at Golden State	L	124-150
23	at Seattle	W	98-95
26	Orlando	W	98-90
27	at Orlando	W	106-101
29	Houston	W	103-97
30	Atlanta	W	105-98

JANUARY

2	at Dallas	L	106-110
3	at Houston	L	103-117
5	at Detroit	L	99-122
6	at Charlotte	L	111-117
8	at Philadelphia	L	116-120
10	Chicago	W	120-113
12	New York	L	96-101 OT
13	Milwaukee	W	111-109
15	Golden State	W	144-105
17	at Miami	L	111-121
19	at Boston	L	104-109
24	L.A. Lakers	L	111-120
26	Miami	W	115-105
27	Cleveland	L	84-91
30	at Orlando	L	111-129
31	Philadelphia	L	108-112

FEBRUARY

2	Seattle	L	86-87
3	at New York	L	98-112
6	at Denver	W	138-130 OT
8	at San Antonio	W	105-100
13	Charlotte	W	128-105
14	at Cleveland	W	133-131 OT
16	at Minnesota	L	105-111
18	at Washington ¹	L	97-116
21	Atlanta	W	123-96
23	Dallas	L	91-102
25	Portland	W	117-112
27	New Jersey	W	118-113
28	at Atlanta	L	99-102

MARCH

3	L.A. Clippers	L	105-107
4	at Detroit	L	105-111
6	Washington	W	113-98
9	Phoenix	L	130-134
10	at Chicago	L	105-117
13	San Antonio	L	102-103
16	Atlanta	L	104-106 OT
17	at Cleveland	L	102-118
20	at Miami	W	112-98
21	Milwaukee	W	112-96
23	New Jersey	W	125-109
27	Boston	W	101-96
29	Sacramento	W	111-101

APRIL

1	at Cleveland	L	91-121
3	at Chicago	L	102-109
4	at Milwaukee	L	116-121
6	at Orlando	W	123-115
8	New York	W	99-97
10	Washington	W	107-105
12	at New York	L	100-108
14	at New Jersey	W	124-113
16	Chicago	W	111-102
18	at Philadelphia	L	113-124
20	Detroit	L	115-121 OT
22	at Washington	W	127-117

PLAYOFFS

First Round

26	at Detroit	L	92-104
28	at Detroit	L	87-100

MAY

1	Detroit	L	96-108
---	---------	---	--------

¹ at Baltimore, Md.

ALL-TIME RESULTS



1990-91

PLAYER	G	GS	MIN	3-POINT		FTM-FTA	PCT	OR	DR	TR	AST	PF-DQ	ST	TO	BKS	PTS	AVG			
				FGM-FGA	PCT															
Reggie Miller	82	82	2972	596-1164	.512	112-322	.348	551	600	918	81	200	281	331	165-1	109	163	13	1855	22.6
Chuck Person	80	79	2566	620-1231	.504	69-203	.340	165	229	721	121	296	417	238	221-1	56	184	17	1474	18.4
Detlef Schrempf	82	3	2632	432-831	.520	15-40	.375	441	539	818	178	482	660	301	262-3	58	175	22	1320	16.1
Vern Fleming	69	45	1929	356-671	.531	4-18	.222	161	221	729	83	131	214	369	116-0	76	137	13	877	12.7
Micheal Williams	73	37	1706	261-523	.499	1-7	.143	290	330	879	49	127	176	348	202-1	150	150	17	813	11.1
Rik Smits	76	38	1690	342-705	.485	0-0	.000	144	189	762	116	241	357	84	246-3	24	86	111	828	10.9
LaSalle Thompson	82	77	1946	276-565	.488	1-5	.200	72	104	692	154	409	563	147	265-4	63	168	63	625	7.6
Mike Sanders	80	7	1357	206-494	.417	4-20	.200	47	57	825	73	112	185	106	198-1	37	65	26	463	5.8
George McCloud	74	0	1070	131-351	.373	43-124	.347	38	49	776	35	83	118	150	141-1	40	91	11	343	4.6
Greg Dreiling	73	42	1031	98-194	.505	0-2	.000	63	105	600	66	189	255	51	178-1	24	57	29	259	3.5
Kenny Williams	75	0	527	93-179	.520	0-3	.000	34	50	680	56	75	131	31	81-0	11	41	31	220	2.9
Randy Wittman	41	0	355	35-79	.443	0-5	.000	4	6	667	6	27	33	25	9-0	10	10	4	74	1.8
Jawann Oldham	4	0	19	3-6	.500	0-0	.000	0	0	0.000	0	3	3	0	1-0	0	0	0	6	1.5
Byron Dinkins	2	0	5	1-1	1.000	0-0	.000	0	0	0.000	0	1	1	0	3-0	0	0	0	2	1.0
PACERS	82	410	19805	3450-6994	.493	249-749	.332	2010-2479	.811	1018	2376	3394	2181	2088-16	658	1355	357	9159	1117	
OPPONENTS	82	410	19805	3577-7299	.490	186-609	.305	1851-2490	.743	1202	2313	3515	2063	2037-21	729	1260	353	9191	112.1	

1990-91 (41-41)

NOVEMBER

2	New Jersey	W	100-81
3	at Atlanta	L	120-121
6	Minnesota	W	98-96
9	Cleveland	W	122-107
10	at Miami	L	105-120
13	Philadelphia	L	100-108
14	at Cleveland	L	95-113
16	Miami	W	106-80
17	at Orlando	L	89-96
21	Detroit	L	100-108 OT
23	Houston	W	112-111
24	at Washington	L	105-107 OT
27	at Milwaukee	L	98-112
28	at Philadelphia	L	106-116
30	at Chicago	L	95-124

DECEMBER

2	Milwaukee	W	107-103
4	at Minnesota	L	81-83
5	Phoenix	W	126-121
7	Portland	L	105-127
8	Cleveland	W	114-99
11	at Portland	L	96-122
12	at Seattle	L	90-99
15	at Utah	W	124-116
16	at L.A. Lakers	L	112-115
19	Washington	L	112-114 OT
21	Charlotte	W	137-114
22	at Chicago	L	118-128
26	at Boston	L	132-152
29	New Jersey	W	114-105

JANUARY

2	San Antonio	W	121-109
4	at Atlanta	L	96-111
5	at Houston	L	99-112
8	L.A. Clippers	L	107-122
10	at New York	W	129-122
12	Milwaukee	W	118-110
15	Atlanta	L	106-117
16	at Milwaukee	L	119-126
19	Utah	W	117-104
21	L.A. Lakers	L	114-120
23	at Philadelphia	W	110-109
25	at Washington	W	106-100
30	Charlotte	W	123-105

FEBRUARY

1	at Miami	L	113-116
2	Seattle	W	106-100
5	at Dallas	L	109-114
7	at San Antonio	L	108-118
12	New York	L	110-114
13	at Detroit	W	105-101
17	Sacramento	W	113-110
19	at Charlotte	W	115-102
20	Orlando	W	122-120 OT
22	at Cleveland	W	106-98
24	Boston	W	115-109
26	at New Jersey	L	104-129
27	Dallas	L	104-108

MARCH

1	Cleveland	W	118-115
2	Chicago	W	135-114
4	at Boston	L	101-126
5	Charlotte	W	112-101
7	Denver	W	145-125
9	Detroit	L	112-114
12	at Golden State	L	117-129
14	at Sacramento	W	107-103
15	at L.A. Clippers	W	121-109
17	at Denver	W	130-92
18	at Phoenix	L	103-111
20	Miami	W	117-107
22	Boston	W	121-109
23	at Chicago	L	119-133
26	Atlanta	W	123-113
27	at Detroit	L	93-102
31	Golden State	W	127-120 OT

APRIL

3	Philadelphia	L	104-107
5	Washington	W	117-103
6	at Atlanta	L	110-137
9	at Charlotte	W	122-120
10	Chicago	L	96-101
12	at New York	L	108-112
14	Detroit	W	125-107
16	at New Jersey	W	132-126
19	New York	W	130-118
20	at Milwaukee	L	100-133

PLAYOFFS

First Round

26	at Boston	L	120-127
28	at Boston	W	130-118

MAY

1	Boston	L	105-112
3	Boston	W	116-113
5	at Boston	L	121-124

¹ at Baltimore, Md.

² at Hartford, Conn.



ALL-TIME RESULTS

1991-92

PLAYER	G	GS	MIN	3-POINT		FTM-FTA	PCT	OR	DR	TR	AST	PF-DO	ST	TO	BKS	PTS	AVG		
				FGM-FGA	PCT														
Reggie Miller	82	82	3120	562-1121	.501	129-341	.378	442-515	.858	82	236	318	314	210-1	105	157	26	1695	20.7
Chuck Person	81	81	2923	616-1284	.480	132-354	.373	133-197	.675	114	312	426	382	247-5	68	216	18	1497	18.5
Detlef Schrempf	80	4	2605	496-925	.536	23-71	.324	365-441	.828	202	568	770	312	286-4	62	191	37	1380	17.3
Michael Williams	79	76	2750	404-824	.490	8-33	.242	372-427	.871	73	209	282	647	262-7	233	240	22	1188	15.0
Rik Smits	74	55	1772	436-855	.510	0-2	.000	152-193	.788	124	293	417	116	231-4	29	130	100	1024	13.8
Vern Fleming	82	6	1737	294-610	.482	6-27	.222	132-179	.737	69	140	209	266	134-0	56	140	7	726	8.9
George McCloud	51	5	892	128-313	.409	32-94	.340	50-64	.781	45	87	132	116	95-1	26	62	11	338	6.6
Dale Davis	64	23	1301	154-279	.552	0-1	.000	87-152	.572	158	252	410	30	191-2	27	49	74	395	6.2
LaSalle Thompson	80	49	1299	168-359	.468	0-2	.000	58-71	.817	98	283	381	102	207-0	52	98	34	394	4.9
Kenny Williams	60	6	565	113-218	.518	0-4	.000	26-43	.605	64	65	129	40	99-0	20	22	41	252	4.2
Sean Green	35	0	256	62-158	.392	2-10	.200	15-28	.536	22	20	42	22	31-0	13	27	6	141	4.0
Mike Sanders	10	0	81	11-22	.500	0-0	.000	5-6	.833	0	8	8	11	8-0	2	6	1	27	2.7
Jerome Lane	3	0	30	3-5	.600	0-0	.000	0-6	.000	9	9	18	4	9-0	0	3	0	6	2.0
Greg Drelling	60	23	509	43-87	.494	1-1	1.000	30-40	.750	22	74	96	25	123-1	10	31	16	117	2.0
Randy Wittman	24	0	115	8-19	.421	0-0	.000	1-2	.500	1	8	9	11	4-0	2	3	0	17	0.7
PACERS	82	410	19955	3498-7079	.494	333-940	.354	1868-2364	.790	1083	2564	3647	2398	2137-25	705	1402	393	9197	112.2
OPPONENTS	82	410	19955	3425-7312	.468	216-640	.338	1976-2627	.752	1241	2325	3566	2165	1984-21	816	1247	386	9042	110.3

1991-92 (40-42)

NOVEMBER

1	Washington	L	103-109
2	Utah	W	127-112
5	at Phoenix	W	111-105
6	at Sacramento	L	102-112
8	at Portland	L	96-121
9	at Seattle	L	111-118
11	at L.A. Clippers	L	97-106
13	New York	W	110-107
15	Seattle	L	108-124
16	at Cleveland	L	117-127
18	Detroit	W	118-101
20	at Boston	L	101-116
22	at Charlotte	L	110-112
23	Miami	W	119-83
27	at Dallas	L	106-113
29	Houston	W	141-121
30	at Milwaukee	L	119-137

DECEMBER

3	at Detroit	W	108-99
4	Phoenix	L	108-114
6	Milwaukee	W	126-106
7	Portland	L	112-115
10	San Antonio	W	109-102
13	Dallas	W	124-108
14	Denver	W	129-108
17	at Atlanta	L	113-117
18	at Miami	L	112-118 OT
21	New Jersey	W	118-109 OT
26	Philadelphia	L	110-113
28	at New York	L	106-115 OT
30	Chicago	L	104-109

JANUARY

3	at L.A. Lakers	W	114-87
4	at Golden State	L	121-140
6	at Utah	L	108-124
8	L.A. Clippers	L	102-104
11	Atlanta	W	138-115
14	at Washington	L	118-127 OT
15	Detroit	L	104-118
17	Orlando	L	120-127
18	Miami	W	127-103
20	at New York	L	97-105
22	at Cleveland	L	115-119 OT
24	Cleveland	L	102-104
25	at Charlotte	L	105-107
29	at Philadelphia	W	115-90
31	Atlanta	W	115-106 OT

FEBRUARY

2	at Denver	W	128-122
3	at Houston	L	111-122
6	at San Antonio	W	117-106
11	at Orlando	W	100-98
12	New York	L	104-111
14	Milwaukee	W	107-100
15	at Minnesota	W	117-101
17	Charlotte	W	128-117
19	Sacramento	W	129-115
21	at New Jersey	L	101-105
23	Boston	W	102-95
26	at Boston	L	109-130
28	Orlando	W	114-109
29	at Charlotte	L	119-121

MARCH

3	at Chicago	W	103-101
4	at Detroit	L	107-110 OT
6	at Atlanta	W	115-113 OT
7	Minnesota	W	108-97
10	Washington	W	101-91
11	at Philadelphia	L	93-111
13	at Orlando	L	97-98
16	L.A. Lakers	W	98-85
18	at Miami	W	116-111 OT
20	Milwaukee	W	102-97 OT
22	Philadelphia	W	108-100
24	at Cleveland	L	113-128
25	at Washington	W	131-109
27	Golden State	L	117-125

APRIL

1	Atlanta	W	137-117
3	Boston	W	101-97
5	New Jersey	L	120-128
8	at Milwaukee	W	122-107
10	Chicago	L	96-108
11	at Chicago	L	106-108
14	Charlotte	W	123-96
16	at New Jersey	W	119-113
17	Cleveland	L	102-107

PLAYOFFS

First Round

23	at Boston	L	113-124
25	at Boston	L	112-119
27	Boston	L	98-102



1992-93

PLAYER	G	GS	MIN	3-POINT		FTM-FTA	PCT	OR	DR	TR	AST	PF-DQ	ST	TO	BKS	PTS	AVG		
				FGM-FGA	PCT														
Reggie Miller	82	82	2954	571-1193	479	167-419	.399	427-485	880	67	191	258	262	182-0	120	145	26	1736	21.2
Detlef Schrempf	82	60	3098	517-1085	476	8-52	.154	525-653	804	210	570	780	493	305-3	79	243	27	1567	19.1
Rik Smits	81	81	2072	494-1017	486	0-0	.000	167-228	732	126	306	432	121	285-5	27	147	75	1155	14.3
Pooh Richardson	74	73	2396	337-703	479	3-29	.103	92-124	742	63	204	267	573	132-1	94	167	12	769	10.4
Vern Fleming	75	8	1503	280-554	505	7-36	.194	143-197	726	63	106	169	224	126-1	63	121	9	710	9.5
Dale Davis	82	82	2264	304-535	568	0-0	.000	119-225	529	291	432	723	69	274-5	63	79	148	727	8.9
George McCloud	78	21	1500	216-524	412	58-181	.320	75-102	735	60	145	205	192	165-0	53	107	11	565	7.2
Sam Mitchell	81	1	1402	215-483	445	4-23	.174	150-185	811	93	155	248	76	207-1	23	51	10	584	7.2
Kenny Williams	57	0	844	150-282	532	0-3	.000	48-68	706	102	126	228	38	87-1	21	28	45	348	6.1
Malik Sealy	58	2	672	136-319	426	7-31	.226	51-74	689	60	52	112	47	74-0	36	58	7	330	5.7
Sean Green	13	0	81	28-55	509	3-10	.300	3-4	750	4	5	9	7	11-0	2	9	1	62	4.8
LaSalle Thompson	63	0	730	104-213	488	0-1	.000	29-39	744	55	123	178	34	137-0	29	47	24	237	3.8
Greg Drelling	43	0	239	19-58	328	0-4	.000	8-15	533	26	40	66	8	60-0	5	9	8	46	1.1
PACERS	82	410	19755	3371-7022	480	257-789	.326	1837-2399	766	1220	2455	3675	2144	2045-17	615	1256	403	8836	1078
OPPONENTS	82	410	19755	3262-6955	469	216-706	.306	1957-2635	743	1189	2345	3534	1987	1979-28	693	1178	387	8697	106.1

1992-93 (41-41)

NOVEMBER

7	Detroit	L	87-89
9	at Chicago	L	97-102
11	Philadelphia	W	120-114
13	Charlotte	W	110-109
14	at Detroit	W	104-100
17	Denver	W	128-98
20	Utah	L	95-97
21	at Milwaukee	L	95-105
24	Miami	W	114-82
25	at Miami	L	93-110
27	Orlando	L	116-130
28	at Charlotte	W	134-122

DECEMBER

1	at Atlanta	L	107-119
2	Portland	L	103-112
4	Atlanta	W	122-106
5	at Washington	W	111-109
8	at Golden State	W	125-115
10	at Sacramento	W	106-99
11	at Portland	W	134-124 2OT
13	at L.A. Clippers	L	101-112
16	Boston	W	114-91
18	at Detroit	L	106-122
19	New Jersey	W	124-110
21	at Philadelphia	L	101-113
23	at Cleveland	L	104-118
26	Chicago	L	84-95
29	at New York	L	91-97
30	New York	L	90-94

JANUARY

2	at Chicago	L	100-109
5	L.A. Clippers	W	114-106
6	at Boston	L	94-103
9	at Orlando	W	104-88
12	Philadelphia	W	112-93
15	Cleveland	L	120-132
16	Golden State	W	117-116
18	at New Jersey	L	97-100
19	Washington	W	116-96
21	Milwaukee	L	108-110
23	Houston	L	100-113
24	at Charlotte	W	112-105
27	at Philadelphia	W	127-125 OT
28	L.A. Lakers	W	127-110
30	Detroit	W	110-106

FEBRUARY

2	at Houston	L	104-115
4	at San Antonio	L	115-133
5	at Dallas	L	104-105
10	Chicago	L	104-115
12	Minnesota	L	100-102
13	at Milwaukee	L	115-117
15	at Cleveland	L	105-110
17	Sacramento	W	125-99
23	Boston	W	113-86
24	at Washington	L	101-105
26	Charlotte	W	137-105
28	Dallas	W	110-96

MARCH

2	San Antonio	W	109-95
4	Atlanta	W	136-111
7	at Miami	L	99-114
8	Seattle	W	105-99
10	at Orlando	L	106-119
14	at New York	L	90-121
17	Milwaukee	W	114-91
19	Charlotte	W	112-108
21	at Phoenix	W	109-108
23	at Utah	L	101-119
25	at Seattle	W	120-117
27	at Denver	L	106-123
28	at L.A. Lakers	L	90-92
31	Washington	W	114-95

APRIL

2	Orlando	W	118-102
4	Phoenix	L	100-110
6	at New Jersey	W	98-85
7	at Minnesota	W	113-105
10	Chicago	L	87-92
13	at Boston	L	90-96
14	New Jersey	W	109-90
16	New York	W	100-94
18	at Milwaukee	W	108-98
20	at Atlanta	L	102-111
21	Cleveland	L	95-111
23	at Detroit	L	104-109
24	Miami	W	94-88

PLAYOFFS

First Round

30	at New York	L	104-107
----	-------------	---	---------

MAY

2	at New York	L	91-101
4	New York	W	116-93
6	New York	L	100-109 OT



ALL-TIME RESULTS

1993-94

PLAYER	G	GS	MIN	3-POINT			FTM-FTA	PCT	OR	DR	TR	AST	PF	DQ	ST	TO	BKS	PTS	AVG				
				FGM	FGA	PCT																	
Reggie Miller	79	79	2638	524	1042	503	123	232	421	403	444	908	30	182	212	248	193	2	119	175	24	1574	19.9
Rik Smits	78	75	2113	493	923	534	0	1	000	238	300	793	135	348	483	156	281	11	49	151	82	1224	15.7
Derrick McKey	76	76	2613	355	710	500	9	31	290	192	254	756	129	273	402	327	248	1	111	228	49	911	12.0
Dale Davis	66	64	2292	308	582	529	0	1	000	155	294	527	280	438	718	100	214	1	48	102	106	771	11.7
Byron Scott	67	2	1197	256	548	467	27	74	365	157	195	805	19	91	110	133	80	0	62	103	9	696	10.4
Pooh Richardson	37	25	1022	160	354	452	3	12	250	47	77	610	28	82	110	237	78	0	32	88	3	370	10.0
Antonio Davis	81	4	1732	216	425	508	0	1	000	194	302	642	190	315	505	55	189	1	45	107	84	626	7.7
H. Workman	65	52	1714	195	460	424	18	56	321	93	116	802	32	172	204	404	152	0	85	151	4	501	7.7
Malik Sealy	43	5	623	111	274	405	4	16	250	59	87	678	43	75	118	48	84	0	31	51	8	285	6.6
Vern Fleming	55	5	1053	147	318	462	0	4	000	64	87	736	27	96	123	173	98	1	40	87	6	358	6.5
Kenny Williams	68	1	982	191	391	488	0	4	000	45	64	703	93	112	205	52	99	0	24	45	49	427	6.3
Sam Mitchell	75	18	1084	140	306	458	0	5	000	82	110	745	71	119	190	65	112	1	33	50	9	362	4.8
Lester Conner	11	0	169	14	38	368	0	3	000	3	6	500	10	14	24	31	12	0	14	9	1	31	2.8
Gerald Paddio	7	1	55	9	23	391	0	0	000	1	2	500	0	5	5	4	2	0	1	4	0	19	2.7
LaSalle Thompson	30	1	282	27	77	351	0	0	000	16	30	533	26	49	75	16	59	1	10	23	8	70	2.3
Scott Haskin	27	2	186	21	45	467	0	0	000	13	19	684	17	38	55	6	33	0	2	13	15	55	2.0
PACERS	82	410	19755	3167	6516	486	184	500	368	1762	2387	738	1130	2409	3539	2055	1974	19	706	1440	457	8280	101.0
OPPONENTS	82	410	19755	2978	6614	450	273	815	335	1768	2422	730	1132	2153	3285	1902	1986	23	826	1340	389	7997	97.5

1993-94 (47-35)

NOVEMBER

5	at Atlanta	L	110-116
6	Detroit	L	107-113
9	at Orlando	L	98-104
11	at New Jersey	W	108-105 OT
12	New York	L	84-103
16	Charlotte	L	93-102
18	Houston	L	83-99
20	Boston	W	100-94
22	at Boston 1	W	102-71
24	Philadelphia	L	97-108
26	L.A. Lakers	L	100-102
29	at Sacramento	W	105-10

DECEMBER

1	at L.A. Clippers	W	120-100
2	at Utah	L	87-103
4	at Golden State	L	92-99
7	Sacramento	W	105-87
9	Orlando	W	111-105
11	at New York	L	91-98
14	Washington	W	106-87
16	at Atlanta	W	99-81
18	New Jersey	W	108-98
20	at Phoenix	L	94-102
21	at Seattle	L	88-91
23	at Portland	L	96-108
26	at Cleveland	L	103-107 OT
30	San Antonio	L	82-107

JANUARY

4	Cleveland	W	104-99
5	at Washington	L	95-97
8	at Detroit	W	101-92
11	at Milwaukee	W	82-76
12	Denver	W	107-96
14	at Philadelphia	L	102-104 OT
15	Atlanta	W	94-91
19	Miami	W	109-92
21	at Chicago	L	95-96

22	Chicago	L	81-90
24	Milwaukee	L	88-96
26	at L.A. Lakers	L	99-103
27	at Denver	L	106-113
29	at Houston	W	119-108

FEBRUARY

1	Washington	W	116-96
2	at Charlotte	W	124-112
4	Minnesota	W	114-93
5	Charlotte	W	111-102
7	Golden State	W	104-99
9	at Miami	W	102-98
15	at San Antonio	L	100-109
17	at Dallas	W	84-73
20	Seattle	W	101-95
22	Dallas	W	107-101
23	at Orlando	L	99-103
25	Detroit	W	110-90
26	at Chicago	W	96-86

MARCH

1	Portland	W	106-94
4	New Jersey	W	126-110
5	at Atlanta	L	88-90
9	at Milwaukee	W	105-94
11	at New Jersey	L	73-87
12	Milwaukee	W	104-97
15	at New York	L	82-88
16	Phoenix	W	109-98
18	Atlanta	L	78-81
19	Utah	W	107-103
22	at Cleveland	L	61-93
23	Cleveland	W	78-77
25	New York	L	82-85
26	at Chicago	L	88-90
28	L.A. Clippers	W	126-93
30	at Boston	W	103-99

APRIL

1	at Miami	L	91-101
2	Orlando	W	128-113
5	Detroit	W	105-89
6	at Charlotte	L	90-129
8	Chicago	L	94-100
11	Boston	W	121-108
13	at Philadelphia	W	115-87
15	at Minnesota	W	130-112
17	at Detroit	W	104-99
19	at Washington	W	111-110
20	Cleveland	W	109-98
22	Philadelphia	W	133-88
23	Miami	W	114-81

PLAYOFFS

First Round

28	at Orlando	W	89-88
30	at Orlando	W	103-101

MAY

2	Orlando	W	99-86
---	---------	---	-------

Eastern Conference Semifinals

10	at Atlanta	W	96-85
12	at Atlanta	L	69-92
14	Atlanta	W	101-81
15	Atlanta	W	102-86
17	at Atlanta	L	76-88
19	Atlanta	W	97-79

Eastern Conference Finals

24	at New York	L	89-100
26	at New York	L	78-89
28	New York	W	88-68
30	New York	W	83-77

JUNE

1	at New York	W	93-86
3	New York	L	91-98
5	at New York	L	90-94

ALL-TIME RESULTS



1994-95

PLAYER	G	GS	MIN	3-POINT			FTM-FTA	PCT	OR	DR	TR	AST	PF-DO	ST	TO	BKS	PTS	AVG	
				FGM	FGA	PCT													
Reggie Miller	81	81	2665	505-1092	462	195-470	415	383-427	897	30	180	210	242	157-0	98	151	16	1588	19.6
Rik Smits	78	78	2381	558-1060	526	0-2	0.000	284-377	753	192	409	601	111	278-6	40	189	79	1400	17.9
Derrick McKey	81	81	2805	411-833	493	32-89	360	221-297	744	125	269	394	276	260-5	125	168	49	1075	13.3
Dale Davis	74	70	2346	324-576	563	0-1	0.000	138-259	533	259	438	696	58	222-2	72	124	116	786	10.6
Byron Scott	80	1	1528	265-583	455	79-203	389	193-227	850	18	133	151	108	123-1	61	119	13	802	10.0
Antonio Davis	44	1	1030	109-245	445	0-0	0.000	117-174	672	105	175	280	25	134-2	19	64	29	335	7.6
Mark Jackson	82	67	2402	239-566	422	27-87	310	119-153	778	73	233	306	616	148-0	105	210	16	624	7.6
Sam Mitchell	81	12	1377	201-413	487	1-10	100	126-174	724	95	148	243	61	206-0	43	54	20	529	6.5
Vern Fleming	55	1	686	93-188	495	0-7	0.000	65-90	722	20	68	88	109	80-0	27	43	1	251	4.6
H. Workman	69	14	1028	101-269	375	35-98	357	55-74	743	21	90	111	194	115-0	59	73	5	292	4.2
Duane Ferrell	56	1	607	83-173	480	1-6	167	64-85	753	50	38	88	31	79-0	26	43	6	231	4.1
LaSalle Thompson	38	3	453	49-118	415	0-0	0.000	14-16	875	28	61	89	18	76-0	18	33	10	112	2.9
John Williams	34	0	402	41-115	357	4-12	333	14-25	560	23	39	62	27	48-0	10	35	2	100	2.9
Mark Strickland	4	0	9	1-3	333	0-0	0.000	1-2	500	2	2	4	0	0-0	0	1	1	3	0.8
Greg Kite	9	0	61	3-14	214	0-0	0.000	2-10	200	10	8	18	1	13-0	0	5	0	8	0.9
PACERS	82	410	19780	2983-6248	477	374-985	380	1796-2390	751	1051	2290	3341	1877	1939-16	703	1340	363	8136	99.2
OPPONENTS	82	410	19780	2921-6408	456	475-1304	364	1516-2089	726	1048	2156	3204	1804	2058-24	691	1370	416	7833	95.5

1994-95 (52-30)

NOVEMBER

4	at Atlanta	W	94-92
5	Boston	W	112-103
9	Houston	L	104-109
10	at Detroit	L	110-112
12	at Cleveland	W	93-86
15	at Milwaukee	L	81-82
18	Seattle	W	94-87
19	at Charlotte	W	102-89
24	Golden State	W	123-96
25	Milwaukee	W	111-106
27	at Portland	L	89-99
28	at Seattle	L	99-118

DECEMBER

1	at L.A. Clippers	W	93-84
3	at Golden State	W	118-107
6	Detroit	W	90-83
9	at Philadelphia	W	94-88
10	Miami	W	117-103
13	at Cleveland	L	83-90
14	Atlanta	W	81-79
16	Charlotte	W	93-91
20	at Charlotte	L	95-99
21	Chicago	W	107-99
23	at Chicago	L	92-116
27	at Denver	W	95-91
28	at Utah	L	95-117
30	New Jersey	W	96-79

JANUARY

3	at New Jersey	L	103-114
4	Washington	W	94-90
6	at Dallas	L	92-103
7	at Houston	W	88-83
10	at New York	L	105-117
11	at Boston	L	97-100
13	at Washington	W	113-99
14	Milwaukee	L	95-97
16	Utah	L	98-99 OT

18 L.A. Lakers

W	106-105		
20	Atlanta	W	99-89
22	San Antonio	W	98-93
24	at Miami	L	96-107
26	Phoenix	L	86-92
28	Philadelphia	W	106-103 OT

FEBRUARY

1	Cleveland	W	101-82
3	Orlando	W	118-106
4	at Cleveland	L	73-82
7	at Charlotte	W	95-92 OT
8	New York	L	77-96
14	at Orlando	L	92-111
15	Detroit	W	114-88
17	at Minnesota	W	110-78
19	Miami	W	106-87
22	at New Jersey	W	113-94
24	at Milwaukee	W	98-86
26	Dallas	W	100-92
27	at Boston	W	108-97

MARCH

1	at Detroit	L	79-92
3	at Washington	L	106-111
4	Boston	L	101-107
7	at San Antonio	W	117-100
9	at Sacramento	W	109-94
10	at Phoenix	W	112-97
13	at L.A. Lakers	L	91-93
15	Milwaukee	W	117-108
17	Orlando	W	107-97
19	Chicago	W	103-96 OT
21	at Miami	L	95-97
22	L.A. Clippers	W	107-103
24	Sacramento	W	103-96
25	at Philadelphia	W	84-75
27	New Jersey	W	98-87
29	Cleveland	W	107-96
31	Denver	L	92-107

APRIL

2	Portland	W	104-93
4	at New York	W	94-90
5	Washington	W	102-90
7	at Atlanta	L	90-102
9	Charlotte	W	97-68
11	at Chicago	L	89-96
14	New York	L	84-88
16	Minnesota	W	114-75
19	Philadelphia	W	103-91
21	at Orlando	L	86-110
23	Atlanta	W	103-87

PLAYOFFS

First Round

27	Atlanta	W	90-82
29	Atlanta	W	105-97

MAY

2	at Atlanta	W	105-89
---	------------	---	--------

Eastern Conference Semifinals

7	at New York	W	107-105
9	at New York	L	77-96
11	New York	W	97-95 OT
13	New York	W	98-84
17	at New York	L	95-96
19	New York	L	82-92
21	at New York	W	97-95

Eastern Conference Finals

23	at Orlando	L	101-105
25	at Orlando	L	114-119
27	Orlando	W	105-100
29	Orlando	W	94-93
31	at Orlando	L	106-108

JUNE

2	Orlando	W	123-96
4	at Orlando	L	81-105



ALL-TIME RESULTS

1995-96

PLAYER	G	GS	MIN	3-POINT		FTM-FTA	PCT	OR	DR	TR	AST	PF-DQ	ST	TD	BKS	PTS	AVG		
				FGM-FGA	PCT														
Reggie Miller	76	76	2621	504-1066	473	168-410	410	430-498	863	38	176	214	253	175-0	77	189	13	1606	21.1
Rik Smits	63	63	1901	466-894	521	1-5	200	231-293	788	119	314	433	110	226-5	21	160	45	1164	18.5
Derrick McKey	75	75	2440	346-712	486	17-68	250	170-221	769	123	238	361	262	246-4	83	143	44	879	11.7
Dale Davis	78	77	2617	334-599	558	0-0	---	135-289	467	252	457	709	76	238-0	56	119	112	803	10.3
Mark Jackson	81	81	2643	296-626	473	64-149	430	150-191	785	66	241	307	635	153-0	100	201	5	806	10.0
Ricky Pierce	76	2	1404	264-590	447	35-104	337	174-205	849	40	96	136	101	188-1	57	93	6	737	9.7
Antonio Davis	82	14	2092	236-482	490	1-2	500	246-345	713	188	313	501	43	248-6	33	87	66	719	8.8
Eddie Johnson	62	1	1002	180-436	413	45-128	352	70-79	886	45	108	153	69	104-1	20	56	4	475	7.7
Travis Best	59	1	571	69-163	423	8-25	320	75-90	833	11	33	44	97	80-0	20	63	3	221	3.7
Duane Ferrell	54	6	591	80-166	482	0-8	000	42-57	737	32	61	93	30	83-0	23	34	3	202	3.7
H. Workman	77	4	1164	101-259	390	23-71	324	54-73	740	27	97	124	213	152-0	65	93	4	279	3.6
D. Schintzius	33	8	297	49-110	445	0-0	---	13-21	619	23	55	78	14	53-0	9	19	12	111	3.4
Adrian Caldwell	51	1	327	46-83	554	0-0	---	18-36	500	42	68	110	6	73-0	9	35	5	110	2.2
Fred Hoiberg	15	1	85	8-19	421	1-3	333	15-18	833	4	5	9	8	12-0	6	7	1	32	2.1
PACERS	82	410	19755	2979-6205	480	363-973	373	1823-2416	755	1010	2262	3272	1917	2031-17	579	1335	323	8144	99.3
OPPONENTS	82	410	19755	2841-6291	452	493-1368	360	1703-2302	740	1004	2051	3055	1726	2041-27	663	1259	420	7878	96.1

1995-96 (52-30)

NOVEMBER

3	at Atlanta	W	111-106
4	Toronto	W	97-89
7	at Cleveland	W	104-101
9	at New York	L	95-103
10	Sacramento	L	95-119
15	at Miami	W	103-97
16	at Orlando	L	80-89
18	Seattle	W	118-104
23	Houston	L	108-115
24	Cleveland	L	93-100
28	at Seattle	W	102-101
30	at Sacramento	L	95-105

DECEMBER

2	at Golden State	L	97-100
3	at L.A. Lakers	L	96-104
5	Philadelphia	W	108-91
8	at New Jersey	L	89-91
10	L.A. Clippers	W	111-104
12	Denver	W	125-92
14	at Toronto	W	102-100
15	Milwaukee	W	112-95
17	at Milwaukee	L	80-84
20	L.A. Lakers	W	109-98
22	Dallas	W	90-79
23	at Cleveland	L	96-97
26	Chicago	W	103-97
28	Miami	W	91-77
29	at Chicago	L	93-120

JANUARY

2	at Denver	W	102-87
3	at L.A. Clippers	W	110-94
5	at San Antonio	W	105-92
6	at Houston	L	87-99
9	at Dallas	W	91-84
11	Milwaukee	W	96-88
13	Minnesota	W	103-94
16	at Toronto	W	110-102
17	at Atlanta	L	93-102
19	Detroit	W	89-81
21	Washington	W	106-96
23	Phoenix	W	117-102
24	at Milwaukee	W	97-89
26	at Boston	W	107-90
27	Orlando	W	102-79
30	Atlanta	W	107-90

FEBRUARY

1	at Detroit	L	70-87
2	Boston	W	116-108
4	New York	W	90-83
7	at Philadelphia	L	101-102
13	New Jersey	L	92-101
14	at New Jersey	L	87-88
16	at Washington	W	95-94
18	Chicago	L	102-110
21	Orlando	L	97-99
23	Philadelphia	W	102-95
24	at Charlotte	W	104-90
26	at Boston	W	122-119 OT
27	Portland	W	101-87
29	Golden State	W	94-85

MARCH

3	Charlotte	W	103-101
5	at Phoenix	L	95-108
6	at Utah	L	94-101
8	at Vancouver	W	94-80
10	at Portland	L	103-113 2OT
15	Utah	L	86-95
17	Toronto	W	105-96
19	at Charlotte	L	94-102
20	at New York	L	99-102
22	Vancouver	W	111-94
24	San Antonio	L	88-100
26	Boston	W	103-96
27	at Washington	W	99-93
29	at Minnesota	L	91-93
31	New Jersey	W	118-100

APRIL

2	New York	L	86-90
3	at Philadelphia	W	102-87
6	Miami	W	99-95
8	Atlanta	W	97-95
12	at Orlando	W	111-101
13	Detroit	W	91-86
15	Charlotte	W	90-87
17	at Detroit	L	93-102
20	at Chicago	W	100-99
21	Cleveland	W	89-88

PLAYOFFS

First Round

25	Atlanta	L	80-92
27	Atlanta	W	102-94 OT
29	at Atlanta	L	83-90

MAY

2	at Atlanta	W	83-75
5	Atlanta	L	87-89

ALL-TIME RESULTS



1996-97

PLAYER	G	GS	MIN	3-POINT			FTM-FTA	PCT	OR	DR	TR	AST	PF-DQ	ST	TO	BKS	PTS	AVG	
				FGM-FGA	PCT	PCT													
Reggie Miller	81	81	2966	552-1244	444	229-536	427	418-475	880	53	233	266	273	172-1	75	166	25	1751	21.6
Rik Smits	52	52	1518	356-733	486	2-8	250	173-217	797	105	256	361	67	175-3	22	126	59	887	17.1
Antonio Davis	82	28	2335	308-641	481	1-14	071	241-362	666	190	408	598	65	260-4	42	141	84	858	10.5
Dale Davis	80	76	2589	370-688	538	0-0	---	92-215	428	301	471	772	59	233-3	60	108	77	832	10.4
Travis Best	76	46	2064	274-620	442	57-155	368	149-197	756	36	130	166	318	221-3	98	153	5	754	9.9
Mark Jackson	30	30	1053	97-227	427	18-57	316	59-77	766	20	104	124	294	57-0	46	102	3	271	9.0
Derrick McKay	50	49	1449	148-379	391	15-58	259	89-123	724	80	161	241	135	141-1	47	83	30	400	8.0
Jalen Rose	66	6	1188	172-377	456	21-72	292	117-156	750	27	94	121	155	136-1	57	107	18	482	7.3
Duane Ferrell	62	18	1115	159-337	472	18-44	409	58-94	617	57	84	141	66	120-0	38	55	6	394	6.4
Vincent Askew	41	0	822	79-183	432	7-24	292	68-86	791	25	73	98	90	122-5	17	42	6	233	5.7
H. Workman	4	2	81	11-20	550	0-3	000	0-1	000	4	3	7	11	10-0	3	5	0	22	5.5
Eddie Johnson	28	0	306	59-136	434	9-28	321	20-27	741	3	37	40	17	33-0	5	17	1	147	5.3
Erick Dampier	72	21	1052	131-336	390	1-1	1000	107-168	637	96	198	294	43	153-1	19	84	73	370	5.1
Fred Hoiberg	47	0	572	67-156	429	29-70	404	61-77	792	13	68	81	41	51-0	27	22	6	224	4.8
Jerome Allen	51	1	692	57-147	388	23-59	390	27-47	574	13	52	65	109	67-0	27	56	0	164	3.2
Reggie Williams	2	0	33	2-9	222	0-1	000	1-2	500	1	6	7	2	5-0	0	2	0	5	2.5
Darvin Ham	1	0	5	1-1	1000	0-0	---	1-2	500	0	0	0	0-0	1	1	0	3	3.0	
Brent Scott	16	0	55	8-17	471	0-0	---	3-6	500	3	6	9	3	14-0	1	4	1	19	1.2
LaSalle Thompson	9	0	35	0-3	000	0-0	---	3-4	750	2	6	8	2	7-0	0	2	0	3	0.3
PACERS	82	410	19930	2851-6254	456	430-1130	381	1687-2336	722	1029	2390	3419	1750	1977-22	585	1338	394	7819	95.4
OPPONENTS	82	410	19930	2799-6357	440	489-1440	347	1642-2182	753	1004	2261	3265	1737	1952-29	693	1289	418	7739	94.4

1996-97 (39-43)

NOVEMBER

1	at Detroit	L	89-95
2	Miami	L	95-97
6	at Boston	L	84-94
9	Washington	W	103-100 OT
12	at Dallas	L	82-103
14	at Houston	L	88-90
15	at San Antonio	W	93-78
17	Portland	L	83-88
20	at Philadelphia	W	103-92
21	Charlotte	L	87-90
23	Orlando	L	73-76
28	Sacramento	W	101-83
29	Vancouver	W	104-94

DECEMBER

3	at Portland	W	98-93 OT
4	at Vancouver	W	127-80
6	at Golden State	W	86-71
8	at Phoenix	L	93-106
10	at Utah	L	86-110
11	at L.A. Lakers	L	76-79
13	Boston	W	97-94
17	at Miami	W	103-89
18	at Orlando	W	102-95 2OT
20	Detroit	L	75-84
22	Toronto	W	111-92
26	at Detroit	W	95-89 OT
27	at New Jersey	L	94-105
29	New Jersey	L	102-110 OT
30	at Chicago	L	79-81

JANUARY

3	Phoenix	W	117-104
4	at Cleveland	L	91-99
7	Cleveland	W	95-90
10	at Denver	W	108-89
11	at Seattle	L	82-92
14	at Sacramento	L	98-105 OT
15	at L.A. Clippers	W	108-93
17	Golden State	L	91-98
19	Philadelphia	W	111-107
21	at Milwaukee	W	92-89
23	New York	L	90-92
25	Milwaukee	L	86-88
28	Charlotte	L	97-98
29	at Charlotte	W	106-95
31	Houston	W	100-74

FEBRUARY

2	New Jersey	W	92-90
4	at Orlando	L	87-111
6	at New Jersey	W	104-100
12	Cleveland	L	75-83
13	at Miami	L	90-106
16	at New York	L	80-89
17	Toronto	W	105-103
19	at Atlanta	L	87-100
20	Denver	W	92-68
23	Orlando	L	90-99
25	at Washington	L	87-108
26	Seattle	W	92-78
28	Milwaukee	W	104-85

MARCH

2	L.A. Lakers	W	101-85
4	Boston	W	98-95
5	at Cleveland	L	78-85
7	at Chicago	L	96-104
8	San Antonio	L	98-102
12	Atlanta	W	92-82
14	Utah	L	96-105
16	at Milwaukee	L	98-102
18	Minnesota	W	115-97
19	at Atlanta	L	95-107
21	Chicago	L	98-117
25	at Toronto	W	98-84
26	Dallas	W	104-80
28	at Charlotte	W	116-115
30	L.A. Clippers	W	103-96 OT

APRIL

1	Washington	L	100-104
3	Miami	L	78-92
4	at Philadelphia	W	114-103
6	at Minnesota	W	94-83
9	Chicago	L	80-86
11	Atlanta	L	92-104
12	at Toronto	W	100-89
14	New York	W	110-107 OT
16	at Washington	L	90-103
18	at New York	L	89-97
20	Detroit	L	120-124 OT



ALL-TIME RESULTS

1997-98

PLAYER	G	GS	MIN	3-POINT			FTM-FTA	PCT	OR	DR	TR	AST	PF	DD	ST	TO	BKS	PTS	AVG		
				FGM-FGA	PCT	PCT															
Reggie Miller	81	81	2795	516-1081	477	164-382	429	0-3	0.000	382-440	868	46	186	232	171	148-2	78	128	11	1578	19.5
Rik Smits	73	69	2085	514-1038	495	0-3	0.000	188-240	783	127	378	505	101	243-9	40	134	88	1216	16.7		
Chris Mullin	82	82	2177	333-692	481	107-243	440	154-164	939	38	211	249	186	186-0	95	117	39	927	11.3		
Antonio Davis	82	21	2191	254-528	481	0-3	0.000	277-398	696	192	368	560	61	234-6	45	103	72	785	9.6		
Jalen Rose	82	0	1706	290-607	478	25-73	342	166-228	728	28	167	195	155	171-0	56	132	14	771	9.4		
Mark Jackson	82	82	2413	249-598	416	43-137	314	137-180	761	67	255	322	713	132-0	84	174	2	678	8.3		
Dale Davis	78	78	2174	273-498	548	0-0	---	80-172	465	233	378	611	70	209-1	51	73	87	626	8.0		
Travis Best	82	0	1547	201-480	419	21-70	300	112-131	855	28	94	122	281	193-3	85	111	5	535	6.5		
Derrick McKey	57	4	1316	150-327	459	4-17	235	55-77	714	74	137	211	88	156-1	57	79	30	359	6.3		
Fred Holberg	65	1	874	85-222	383	32-85	376	59-69	855	14	109	123	45	101-0	40	22	3	261	4.0		
Austin Croshere	26	0	243	32-86	372	4-13	308	8-14	571	10	35	45	8	32-1	9	13	5	76	2.9		
Mark West	15	1	105	10-21	476	0-0	---	3-6	500	6	9	15	2	15-0	2	8	4	23	1.5		
Mark Pope	28	0	193	14-41	341	1-3	333	10-17	588	9	17	26	7	36-0	3	10	6	39	1.4		
Etdrick Bohannon	5	0	11	0-4	000	0-0	---	0-0	---	2	4	6	1	3-0	0	3	2	0	0.0		
PACERS	82	410	19830	2921-6223	469	401-1029	390	1631-2136	764	874	2348	3222	1889	1859-23	645	1168	368	7874	96.0		
OPPONENTS	82	410	19830	2788-6451	432	274-867	316	1525-2096	728	1114	2254	3368	1591	1847-19	644	1237	366	7375	89.9		

1997-98 (58-24)

OCTOBER

31 at New Jersey L 95-97

NOVEMBER

1 Golden State W 96-83
 4 at Cleveland L 77-80
 5 at Detroit W 99-87
 7 Seattle L 93-99
 8 at Charlotte L 82-89
 12 Atlanta L 86-89
 14 Miami W 82-78
 15 at Toronto W 105-77
 20 at Milwaukee W 109-83
 22 Charlotte L 94-95
 27 Vancouver W 106-85
 28 Chicago W 94-83
 30 Philadelphia W 101-89

DECEMBER

3 at Minnesota W 94-90
 5 at Denver W 96-85
 7 at Phoenix W 99-97 OT
 8 at Utah L 97-106
 10 at Portland L 85-93
 12 Miami W 104-89
 13 Washington W 109-92
 15 at Toronto W 108-101
 17 New York W 87-80
 19 Detroit W 98-90
 20 at Orlando W 95-92
 23 at San Antonio L 79-91
 26 Orlando W 107-81
 28 at Miami L 90-101
 30 New Jersey W 109-91

JANUARY

2 at Washington W 99-81
 3 Toronto W 89-77
 6 Phoenix L 80-81
 8 at Houston W 87-80
 10 at Dallas W 84-79
 14 Detroit W 100-93

16 Sacramento W 117-92
 18 at Boston W 103-96
 21 at New York L 89-97
 23 Utah W 106-102
 24 Boston W 95-88
 27 Washington W 85-84
 28 at Philadelphia W 93-90 OT
 30 Cleveland W 89-83

FEBRUARY

1 at L.A. Clippers W 99-92
 3 at Sacramento W 115-93
 4 at Seattle L 97-104
 10 Orlando W 85-66
 11 at Miami W 110-101
 13 Dallas L 82-85 2OT
 14 at Atlanta W 96-92
 17 at Chicago L 97-105
 19 Philadelphia W 82-77
 20 at Orlando L 91-93
 22 at Philadelphia W 97-92
 25 L.A. Lakers L 89-96
 27 Portland W 124-59

MARCH

1 Denver W 90-63
 3 at Vancouver W 111-103
 4 at L.A. Lakers L 95-104
 6 at Golden State W 101-87
 8 Boston W 104-100
 11 at Detroit L 91-122
 13 Milwaukee W 96-76
 15 at New York W 91-86
 17 Chicago L 84-90
 19 at Washington W 95-91
 20 New Jersey W 99-92
 22 at Milwaukee W 96-94 OT
 25 Houston L 81-86
 27 Charlotte W 133-96
 29 San Antonio L 55-74
 31 L.A. Clippers W 128-106

APRIL

2 Minnesota W 111-108
 3 at Charlotte L 89-96
 5 Milwaukee W 93-92
 7 Cleveland W 82-80
 9 at Atlanta W 105-102 OT
 12 at Boston W 93-87
 13 at Chicago W 114-105
 15 Atlanta W 82-70
 17 Toronto W 107-98
 18 at Cleveland L 92-96

PLAYOFFS

First Round

23 Cleveland W 106-77
 25 Cleveland W 92-86
 27 at Cleveland L 77-86
 30 at Cleveland W 80-74
 MAY

Eastern Conference Semifinals

5 New York W 93-83
 7 New York W 85-77
 9 at New York L 76-83
 10 at New York W 118-107 OT
 13 New York W 99-88

Eastern Conference Finals

17 at Chicago L 79-85
 19 at Chicago L 98-104
 23 Chicago W 107-105
 25 Chicago W 96-94
 27 at Chicago L 87-106
 29 Chicago W 92-89
 31 at Chicago L 83-88

ALL-TIME RESULTS



1998-99

PLAYER	G	GS	MIN	3-POINT				FTM-FTA	PCT	OR	DR	TR	AST	PF-DO	ST	TO	BKS	PTS	AVG
				FGM-FGA	PCT	FGM-FGA	PCT												
Reggie Miller	50	50	1787	294-671	.438	106-275	.385	226-247	.915	25	110	135	112	101-1	37	76	9	920	18.4
Rik Smits	49	49	1271	310-633	.490	0-2	.000	108-132	.818	73	202	275	52	159-1	18	75	52	728	14.9
Jalen Rose	49	1	1238	200-496	.403	17-65	.262	125-158	.791	34	120	154	93	128-0	50	72	15	542	11.1
Chris Mullin	50	50	1179	177-371	.477	73-157	.465	80-92	.870	25	135	160	81	101-0	47	60	13	507	10.1
Antonio Davis	49	1	1271	164-348	.471	0-0	---	135-192	.703	116	228	344	33	136-3	22	50	42	463	9.4
Dale Davis	50	50	1374	161-302	.533	0-0	---	76-123	.618	155	261	416	22	115-0	20	43	57	398	8.0
Mark Jackson	49	49	1382	138-329	.419	32-103	.311	65-79	.823	33	151	184	386	58-0	42	99	3	373	7.6
Travis Best	49	0	1043	127-305	.416	22-59	.373	70-83	.843	19	61	80	169	111-2	42	62	4	346	7.1
Sarn Perkins	48	0	789	80-200	.400	35-90	.389	43-60	.717	36	102	138	25	74-0	15	22	14	238	5.0
Derrick McKey	13	0	244	23-52	.442	0-1	.000	14-17	.824	18	23	41	13	24-0	12	12	4	60	4.6
Austin Croshere	27	0	249	32-75	.427	8-29	.276	20-23	.870	16	29	45	10	32-0	7	23	8	92	3.4
Al Harrington	21	0	160	18-56	.321	0-5	.000	9-15	.600	20	19	39	5	26-0	4	11	2	45	2.1
Fred Holberg	12	0	87	6-21	.286	1-9	.111	6-61.000		2	9	11	4	11-0	0	3	0	19	1.6
Mark Pope	4	0	26	1-7	.143	0-4	.000	0-1	.000	2	2	4	0	6-0	0	1	0	2	0.5
PACERS	50	250	12100	1731-3866	.448	294-799	.368	977-1228	.796	574	1452	2026	1005	1082-7	316	649	223	4733	94.7
OPPONENTS	50	250	12100	1706-3935	.434	206-634	.325	928-1227	.756	626	1426	2052	955	1127-8	357	652	238	4546	90.9

1998-99 (33-17)

FEBRUARY

5	Washington	W	96-81
7	at Detroit	L	98-107
8	at Cleveland	W	95-89
10	at Portland	L	92-100
11	at Vancouver	W	101-97
14	at L.A. Lakers	W	101-99
16	Miami	L	78-89
18	Philadelphia	W	99-95
20	at Milwaukee	W	82-80
21	New Jersey	W	80-79
24	Toronto	W	104-84
25	at Cleveland	W	81-74
26	at Orlando	L	100-103 OT

MARCH

2	Denver	W	88-81
3	at Washington	W	106-95
5	Golden State	L	83-102
7	Miami	W	85-72
10	New Jersey	W	93-82
12	Milwaukee	W	109-104
14	Boston	W	99-96
16	Atlanta	L	79-85
17	at Philadelphia	L	110-114
19	Chicago	W	96-87
20	at Miami	W	94-89
22	Washington	W	90-86
24	at Atlanta	L	102-103
26	at New Jersey	W	100-91
28	at Boston	W	101-93
29	Atlanta	L	82-83
30	at New York	L	93-94

APRIL

1	at Toronto	L	87-88
2	at Charlotte	W	87-81
4	New York	W	108-95
5	at Detroit	W	88-86
7	at Chicago	W	91-74
9	Detroit	L	101-102
10	Charlotte	L	90-92
12	at Toronto	W	109-99
14	Orlando	W	83-80
16	at Philadelphia	L	83-93
18	at Miami	L	88-92
19	at Boston	W	120-104
21	Milwaukee	W	108-100 OT
24	Chicago	W	87-69
25	at New Jersey	L	98-120
27	Orlando	L	87-88
29	Charlotte	W	115-110 OT
30	at Atlanta	W	92-90 OT

MAY

2	New York	W	94-71
4	Cleveland	W	100-78

PLAYOFFS

First Round

9	Milwaukee	W	110-88
11	Milwaukee	W	108-107 OT
13	at Milwaukee	W	99-91

Eastern Conference Semifinals

17	Philadelphia	W	94-90
19	Philadelphia	W	85-82
21	at Philadelphia	W	97-86
23	at Philadelphia	W	89-86

Eastern Conference Finals

30	New York	L	90-93
----	----------	---	-------

JUNE

1	New York	W	88-86
5	at New York	L	91-92
7	at New York	W	90-78
9	New York	L	94-101
11	at New York	L	82-90



ALL-TIME RESULTS

1999-2000

PLAYER	G	GS	MIN	3-POINT			FTM-FTA	PCT	OR	DR	TR	AST	PF-DQ	ST	TO	BKS	PTS	AVG	
				FGM-FGA	PCT	FGM-FGA													PCT
Jalen Rose	80	80	2978	563-1196	.471	77-196	.393	254-307	.827	42	345	387	320	234-1	84	188	49	1457	18.2
Reggie Miller	81	81	2987	466-1041	.448	165-404	.408	373-406	.919	50	189	239	187	126-0	85	129	25	1470	18.1
Rik Smits	79	79	1852	431-890	.484	0-1	.000	156-211	.739	94	307	401	85	249-1	20	108	100	1018	12.9
Austin Croshere	81	14	1885	288-653	.441	63-174	.362	196-231	.848	135	381	516	89	203-2	44	121	60	835	10.3
Dale Davis	74	72	2127	302-602	.502	0-0	---	139-203	.685	256	473	729	64	203-1	52	91	94	743	10.0
Travis Best	82	0	1691	271-561	.483	35-93	.376	156-190	.821	16	126	142	272	204-1	76	107	5	733	8.9
Mark Jackson	81	81	2190	246-570	.432	89-221	.403	79-98	.806	63	233	296	650	111-0	76	174	10	660	8.1
Sam Perkins	81	0	1620	184-441	.417	89-218	.408	80-97	.825	64	225	289	68	136-0	31	63	33	537	6.6
Al Harrington	50	0	854	121-264	.458	8-34	.235	78-111	.703	47	112	159	38	130-0	25	65	9	328	6.6
Chris Mullin	47	2	582	80-187	.428	45-110	.409	37-41	.902	14	62	76	37	60-0	28	28	9	242	5.1
Derrick McKey	32	0	634	43-108	.398	10-23	.435	43-56	.768	29	106	135	35	81-0	29	19	13	139	4.3
Jonathan Bender	24	1	130	23-70	.329	2-12	.167	16-24	.667	4	17	21	3	18-0	1	7	5	64	2.7
Jeff Foster	19	0	86	13-23	.565	0-1	.000	17-25	.680	12	20	32	5	18-0	5	2	1	43	2.3
Zan Tabak	18	0	114	16-34	.471	0-0	---	5-8	.625	16	16	32	4	13-0	3	11	9	37	2.1
PACERS	82	410	19730	3047-6640	.459	583-1487	.392	1629-2008	.811	842	2612	3454	1857	1786-6	559	1159	422	8306	101.3
OPPONENTS	82	410	19730	3113-6982	.446	329-1006	.327	1374-1821	.755	1040	2545	3585	1735	1910-18	610	1126	323	7929	96.7

1999-2000 (56-26)

NOVEMBER

2	at New Jersey	W	119-112
4	at Charlotte	L	89-98
6	Boston	W	115-108
9	at Miami	L	101-113
11	Orlando	W	116-101
13	Washington	W	105-83
15	at Houston	W	96-87
16	at San Antonio	L	87-90 OT
19	Atlanta	L	99-105
20	at Cleveland	W	107-98
22	at Boston	L	85-95
25	Detroit	L	99-107
26	Vancouver	W	105-86
28	at Seattle	L	91-102
29	at Portland	W	93-91

DECEMBER

1	at Vancouver	W	96-89
3	at Utah	W	100-75
7	San Antonio	W	83-77
10	Cleveland	W	136-88
11	L.A. Clippers	W	108-90
14	at Toronto	L	97-105
15	Chicago	W	102-91
17	Utah	W	89-74
18	at Milwaukee	L	95-109
21	Seattle	W	113-103
25	New York	W	101-90
27	at Chicago	W	103-91
29	at Atlanta	W	116-89
30	Charlotte	W	109-99

JANUARY

4	New Jersey	W	116-111
6	at Denver	W	102-87
8	at L.A. Clippers	L	94-107
9	at Sacramento	L	113-116
12	Washington	W	117-102
14	L.A. Lakers	W	111-102
15	at Orlando	W	96-89

17	at Minnesota	L	100-101
19	Milwaukee	W	106-84
21	at Washington	L	113-123
22	at Philadelphia	L	97-103
24	at Chicago	L	82-83
25	Phoenix	W	93-87
29	Miami	W	94-84

FEBRUARY

1	Boston	W	99-96
4	Sacramento	W	104-94
5	at Orlando	L	102-107
7	Philadelphia	W	109-84
9	at Boston	W	113-104
16	Toronto	W	109-101
17	at Milwaukee	W	92-90
19	at New York	L	73-87
21	Dallas	W	94-93
23	at Detroit	W	118-111
24	Chicago	W	100-83
26	Golden State	W	104-88
29	Detroit	W	115-105

MARCH

2	at Phoenix	L	87-118
3	at L.A. Lakers	L	92-107
5	at Golden State	W	114-95
7	Denver	W	90-89
9	Portland	W	127-119 OT
10	at Cleveland	W	95-92
12	Miami	L	96-105
14	at Dallas	L	90-111
15	at Atlanta	W	113-107
17	Houston	W	111-102
18	Charlotte	W	113-99
21	New York	W	95-91
23	Milwaukee	L	84-105
26	Philadelphia	L	101-111
28	at New Jersey	L	106-111
31	Minnesota	W	109-85

APRIL

2	at Toronto	W	104-83
5	New Jersey	W	105-101
7	Cleveland	W	95-94
9	at Charlotte	L	80-96
10	at New York	L	81-83
12	Toronto	W	77-73
14	at Miami	W	105-101
16	at Detroit	W	112-101
17	at Philadelphia	W	92-90
19	Atlanta	W	111-92

PLAYOFFS

First Round			
23	Milwaukee	W	88-85
27	Milwaukee	L	91-104
29	at Milwaukee	W	109-96

MAY

1	at Milwaukee	L	87-100
4	Milwaukee	W	96-95

Eastern Conference Semifinals

6	Philadelphia	W	108-91
8	Philadelphia	W	103-97
10	at Philadelphia	W	97-89
13	at Philadelphia	L	90-92
15	Philadelphia	L	86-107
19	at Philadelphia	W	106-90

Eastern Conference Finals

23	New York	W	102-88
25	New York	W	88-84
27	at New York	L	95-98
29	at New York	L	89-91
31	New York	W	88-79

JUNE

2	at New York	W	93-80
---	-------------	---	-------

NBA Finals

7	at L.A. Lakers	L	87-104
9	at L.A. Lakers	L	104-111
11	L.A. Lakers	W	100-91
14	L.A. Lakers	L	118-120 OT
16	L.A. Lakers	W	120-87
19	at L.A. Lakers	L	111-116



2000-01

PLAYER	G	GS	MIN	3-POINT			FTM-FTA	PCT	OR	DR	TR	AST	PF	DD	ST	TO	BKS	PTS	AVG
				FGM	FGA	PCT													
Jalen Rose	72	72	2943	567-1242	457	59-174	339	285-344	828	37	322	359	435	230-2	65	211	43	1478	20.5
Reggie Miller	81	81	3181	517-1176	440	170-464	366	323-348	928	38	247	285	260	162-0	81	133	15	1527	18.9
Jermaine O'Neal	81	80	2641	404-868	465	0-5	0.00	233-388	601	249	545	794	98	280-5	49	161	228	1041	12.9
Travis Best	77	21	2457	347-788	440	37-97	381	187-226	827	38	184	222	473	246-10	110	127	11	918	11.9
Austin Croshere	81	23	1874	276-701	394	70-207	338	200-231	866	123	264	387	92	180-1	36	136	50	822	10.1
Al Harrington	78	38	1892	241-543	444	1-7	143	103-157	656	119	262	381	130	223-2	63	148	18	586	7.5
Tyus Edney	24	0	263	35-91	385	1-6	167	35-39	897	5	19	24	54	17-0	17	25	0	106	4.4
Zan Tabak	55	14	777	98-186	527	0-0	---	20-47	426	65	148	213	33	125-0	10	57	30	216	3.9
Bruno Sundov	11	4	120	20-41	488	0-4	0.00	3-5	600	4	19	23	2	21-1	2	3	4	43	3.9
Sam Perkins	64	41	999	86-226	381	38-110	345	32-38	842	32	136	168	41	61-0	33	19	18	242	3.8
Jeff Foster	71	9	1152	100-213	469	2-7	286	47-91	516	144	245	389	33	152-3	39	52	28	249	3.5
Jonathan Bender	59	7	574	66-186	355	11-41	268	50-68	735	14	60	74	32	73-0	7	42	28	193	3.3
Derrick McKey	66	20	987	60-136	441	4-20	200	21-27	778	49	127	176	74	136-1	48	47	13	145	2.2
Terry Mills	14	0	113	11-34	324	3-17	176	0-0	---	4	17	21	5	20-1	3	10	1	25	1.8
Lari Ketner	3	0	7	0-0	---	0-0	---	0-0	---	0	0	0	1	0-0	0	2	0	0	0.0
PACERS	82	410	19980	2828-6431	4400	396-1159	342	1539-2009	766	921	2595	3516	1763	1926-26	563	1244	487	7591	92.6
OPPONENTS	82	410	19980	2829-6683	423	377-1121	336	1572-2074	758	1042	2495	3537	1695	1882-13	589	1115	387	7607	92.8

2000-01 (41-41)

OCTOBER

31 at San Antonio L 85-98

NOVEMBER

2 at Dallas L 88-94
 4 Chicago W 94-81
 8 Milwaukee W 108-97
 10 at Washington W 86-74
 11 Detroit W 94-84
 15 at Detroit W 92-88
 17 Golden State L 90-92
 18 at New Jersey L 92-97
 21 Houston L 89-101
 23 Toronto L 91-111
 24 Washington W 99-87
 28 at LA Lakers L 107-124
 30 at Golden State L 95-99

DECEMBER

1 at Vancouver W 86-76 OT
 3 at Milwaukee L 80-92
 5 New Jersey W 88-64
 6 at Charlotte L 88-91
 8 at Boston W 104-91
 9 Charlotte W 99-96 OT
 12 at Toronto L 90-104
 13 Dallas W 97-92
 15 Cleveland L 95-103
 16 at Minnesota L 110-113 OT
 19 at Chicago W 90-85
 20 Toronto L 98-99 OT
 22 Utah L 101-109
 23 at Atlanta L 87-91
 25 Orlando W 103-93
 27 at Miami L 79-91
 30 San Antonio L 77-89

JANUARY

2 at Seattle W 91-83
 3 at Portland L 86-102
 5 at Sacramento W 93-91 OT
 8 at LA Clippers W 85-82
 9 at Utah L 99-103
 11 at Phoenix L 85-93
 13 Miami W 87-71
 15 LA Clippers W 89-74
 18 Atlanta W 84-76
 21 at New York W 87-74
 25 Portland L 82-92
 28 Philadelphia L 81-86
 30 at Orlando L 86-93
 31 Boston L 96-102 OT

FEBRUARY

2 Denver W 103-94
 3 at Milwaukee L 85-104
 6 at Miami L 89-102
 13 Charlotte L 66-77
 15 Detroit W 82-73
 18 L.A. Lakers W 110-109
 23 at Cleveland W 92-90
 25 Minnesota W 110-100
 26 at Charlotte L 72-82
 28 Milwaukee W 99-86

MARCH

2 Seattle L 83-86
 4 New Jersey L 96-120
 6 at New York L 83-97
 7 New York L 75-79
 9 Cleveland W 99-84
 11 at Detroit L 78-95
 13 at Houston L 118-127 3OT
 14 at Denver L 83-95
 16 Atlanta W 103-97
 18 Sacramento W 101-95
 20 at Toronto L 81-102
 21 Orlando W 96-95
 23 Vancouver W 95-75
 25 at Orlando L 82-84
 27 at Washington W 110-102
 29 at Atlanta L 93-104
 30 at Boston W 92-87

APRIL

1 at Philadelphia L 93-104
 3 Phoenix W 85-81
 6 Chicago W 100-93
 8 at New Jersey W 108-83
 9 Washington W 100-78
 11 New York W 100-93
 13 Boston W 113-108 OT
 15 at Chicago W 93-86
 17 Philadelphia L 105-111 OT
 18 at Cleveland W 105-101 OT

PLAYOFFS

First Round

21 at Philadelphia W 79-78
 24 at Philadelphia L 98-116
 28 Philadelphia L 87-92

MAY

2 Philadelphia L 85-88



ALL-TIME RESULTS

2001-02

PLAYER	G	GS	MIN	3-POINT			FTM-FTA	PCT	OR	DR	TR	AST	PF-DQ	ST	TO	BKS	PTS	AVG	
				FGM-FGA	PCT	FGM-FGA													PCT
Jermaine O'Neal	72	72	2707	543-1133	479	1-14	071	284-413	688	188	569	757	118	269-4	45	174	166	1371	19.0
Jalen Rose	53	53	1937	387-871	444	52-146	356	156-186	839	29	220	249	197	148-1	45	105	29	982	18.5
Reggie Miller	79	79	2889	414-913	453	180-443	406	296-325	911	23	196	219	253	143-0	88	120	10	1304	16.5
Brad Miller	28	28	872	158-281	562	1-3	333	107-130	823	76	144	220	5	88-1	24	41	12	424	15.1
Al Harrington	44	1	1313	230-484	475	1-3	333	115-144	799	96	180	276	54	166-4	41	78	21	576	13.1
Ron Artest	28	24	819	117-285	411	17-79	215	55-75	733	33	107	140	50	109-4	66	49	16	306	10.9
Jamaal Tinsley	80	78	2442	289-760	380	42-175	240	131-186	704	78	220	298	647	248-9	138	270	40	751	9.4
Jonathan Bender	78	17	1647	198-460	430	45-125	360	140-181	773	64	180	244	62	147-1	19	96	49	581	7.4
Travis Best	44	3	954	116-264	439	13-34	382	57-65	877	10	60	70	175	101-3	57	59	6	302	6.9
Austin Croshere	76	1	1286	185-448	413	49-145	338	97-114	851	74	220	294	77	106-0	26	67	29	516	6.8
Jeff Foster	82	48	1786	177-394	449	2-15	133	111-182	610	206	350	556	70	232-4	71	79	38	467	5.7
Kevin Ollie	29	0	577	40-100	400	0-0	---	78-97	804	7	49	56	98	33-0	26	26	1	158	5.4
Ron Mercer	13	1	213	25-67	373	1-5	200	11-111	000	6	17	23	10	22-0	2	9	3	62	4.8
Carlos Rogers	22	1	168	24-43	558	1-6	167	10-19	526	14	24	38	3	17-0	5	5	6	59	2.7
Primoz Brezec	22	4	160	14-29	483	0-0	---	15-25	600	16	12	28	6	28-0	0	6	7	43	2.0
Bruno Sundov	22	0	88	16-40	400	0-1	000	0-2	000	7	14	21	3	16-0	3	4	3	32	1.5
Jamison Brewer	13	0	43	2-5	400	0-1	000	0-0	---	2	6	8	9	3-0	2	3	0	4	0.3
Norm Richardson	3	0	4	0-3	000	0-0	---	0-0	---	1	0	1	1	0-0	0	0	0	0	0.0
PACERS	82	410	19905	2935-6580	446	405-1195	339	1663-2155	772	930	2568	3498	1884	1876-31	658	1249	436	7938	96.8
OPPONENTS	82	410	19905	2977-6800	438	418-1200	348	1544-2062	748	1048	2514	3562	1771	1855-15	618	1173	466	7916	96.5

2001-02 (42-40)

OCTOBER

30 at New Jersey L 97-103
31 at Chicago W 98-73

NOVEMBER

2 Orlando W 117-107
4 at Toronto L 100-113
6 at Philadelphia W 87-77
7 Sacramento W 116-104
9 New York W 103-95
10 Portland W 105-96
13 New Jersey L 82-91
14 at Boston L 93-101
16 Minnesota L 113-120 2OT
17 at Detroit L 98-104
20 Atlanta W 106-102
22 Washington W 110-103
23 San Antonio L 79-97
25 at Seattle L 88-99
27 at Portland L 90-96
28 at Denver W 99-85

DECEMBER

1 at Utah W 100-97
2 at L.A. Clippers L 72-103
4 Denver W 104-96
7 Chicago W 98-83
8 at New York L 99-101
13 Houston W 108-106 OT
15 at Milwaukee L 95-115
18 at Atlanta W 103-100
19 Toronto L 90-102
21 New Jersey W 100-94
22 at Cleveland W 109-103
26 at Orlando W 89-82
27 Washington W 108-81
29 at New Jersey L 93-98 OT
31 Miami L 87-89

JANUARY

4 at San Antonio W 92-82
5 at Houston W 81-79
9 L.A. Lakers L 90-109
11 Chicago W 97-90
12 at Dallas L 102-111
15 Milwaukee L 102-106
16 at Milwaukee L 100-105
18 Detroit L 93-96
19 at Miami L 88-100
21 at Chicago W 93-81
23 at Boston L 94-98
25 Charlotte W 90-81
26 Seattle L 86-95
30 Memphis W 83-82

FEBRUARY

1 New York W 92-87
3 at Washington L 89-109
5 Dallas L 140-141 2OT
12 Utah L 82-98
15 at Charlotte L 106-116
17 Philadelphia W 86-76
22 Cleveland L 93-103
23 L.A. Clippers W 106-88
25 at Golden State W 102-97 OT
28 at Phoenix L 100-107 OT

MARCH

1 at L.A. Lakers L 84-96
3 at Sacramento W 97-86
5 Orlando W 111-98
7 at Memphis L 111-122
8 at Philadelphia L 100-109
10 at Detroit W 89-84
12 Golden State W 115-101
15 at Minnesota W 98-85
17 Atlanta W 85-68
20 at Charlotte L 88-94
22 at Miami W 104-94
24 Charlotte L 84-99
26 Detroit L 77-96
29 at Orlando L 106-114
31 Miami W 100-81

APRIL

2 Boston L 94-105
4 at Atlanta L 94-95
5 Phoenix W 97-87
7 at Toronto L 84-94
8 Cleveland L 99-111
10 Toronto W 98-82
12 Milwaukee W 112-107 OT
14 at Washington W 86-80
16 at Cleveland W 99-95
17 Philadelphia W 103-80

PLAYOFFS

First Round

20 at New Jersey W 89-83
22 at New Jersey L 79-95
26 New Jersey L 84-85
30 New Jersey W 97-74

MAY

2 at New Jersey L 109-120 2OT



PLAYER	G	GS	MIN	3-POINT			FTM-FTA	PCT	OR	DR	TR	AST	PF-DO	ST	TO	BKS	PTS	AVG	
				FGM-FGA	PCT	PCT													
Jermaine O'Neal	77	76	2864	610-1260	.484	7-21	.333	373-510	.731	202	594	796	155	277-5	66	180	178	1600	20.8
Ron Artest	69	67	2317	362-846	.428	71-211	.336	273-371	.736	101	261	362	198	242-7	159	145	50	1068	15.5
Brad Miller	73	72	2270	329-667	.493	5-16	.313	292-357	.818	185	418	603	193	203-0	65	118	43	955	13.1
Reggie Miller	70	70	2117	281-637	.441	113-318	.355	207-230	.900	21	151	172	170	89-0	62	66	4	882	12.6
Al Harrington	82	37	2467	389-896	.434	13-46	.283	211-274	.770	159	352	511	125	280-3	71	163	33	1002	12.2
Jamaal Tinsley	73	69	2237	220-556	.396	46-166	.277	80-112	.714	58	202	260	548	201-2	125	192	18	566	7.8
Ron Mercer	72	3	1671	244-597	.409	3-16	.188	65-81	.802	32	122	154	112	123-1	49	54	14	556	7.7
Jonathan Bender	46	2	819	112-254	.441	19-53	.358	60-84	.714	42	91	133	42	86-0	8	42	56	303	6.6
Erick Strickland	71	10	1275	163-380	.429	62-160	.388	70-87	.805	23	122	145	209	111-0	38	98	7	458	6.5
Austin Croshere	49	0	633	86-209	.411	27-69	.391	53-65	.815	40	115	155	56	48-0	6	28	13	252	5.1
Tim Hardaway	10	0	127	18-49	.367	11-31	.355	2-4	.500	1	14	15	24	8-0	9	11	0	49	4.9
Jamison Brewer	10	0	80	9-17	.529	0-2	.000	4-9	.444	5	4	9	18	11-0	2	6	1	22	2.2
Jeff Foster	77	2	802	64-178	.360	0-2	.000	34-63	.540	118	161	279	51	103-0	28	34	21	162	2.1
Primoz Brezec	22	1	111	15-38	.395	0-1	.000	12-20	.600	13	10	23	4	16-0	2	7	4	42	1.9
Fred Jones	19	1	115	9-24	.375	2-7	.286	3-4	.750	4	5	9	5	13-0	6	6	1	23	1.2
PACERS	82	410	19905	2911-6608	.441	379-1119	.339	1739-2271	.766	1004	2622	3626	1910	1811-18	696	1210	443	7940	96.8
OPPONENTS	82	410	19905	2860-6690	.428	407-1197	.340	1527-1992	.767	1006	2458	3464	1696	1923-21	620	1258	513	7654	93.3

2002-03 (48-34)

OCTOBER

30 Houston W 91-82

NOVEMBER

1 at New Jersey L 91-102
 2 Minnesota W 87-80
 5 at Miami W 83-79
 8 New York W 107-94
 9 Toronto W 108-84
 12 Cleveland W 95-75
 15 Milwaukee W 103-100 OT
 16 at Minnesota W 107-101
 20 at Toronto W 97-95
 22 Orlando W 106-70
 23 Detroit L 91-106
 26 at Washington W 88-84
 28 Dallas W 110-98
 29 Washington W 100-84

DECEMBER

1 at L.A. Clippers W 92-87
 2 at Utah L 91-102
 4 at Seattle W 114-111 OT
 6 at Phoenix L 96-102
 7 at Denver L 81-92
 11 at Milwaukee W 126-119 OT
 13 Denver W 94-72
 15 Philadelphia W 107-97
 17 at Dallas L 97-118
 18 at Houston L 83-95
 20 Chicago W 101-86
 21 at Chicago L 103-110
 23 Atlanta W 112-97
 27 at Cleveland W 113-89
 28 New Orleans W 91-84
 31 at New Orleans W 89-86

JANUARY

3 at New York L 96-98
 4 at Washington L 104-107 2OT
 6 at Philadelphia W 105-104 OT
 8 New York W 89-87
 10 at Orlando W 101-97 OT
 11 Golden State W 116-104
 15 Miami W 104-81
 17 at Boston L 93-98
 18 Detroit W 88-86
 20 at Detroit L 78-88
 22 Toronto W 101-98
 24 Seattle W 93-80
 26 L.A. Clippers W 108-101
 27 at Miami W 102-95
 29 San Antonio L 97-106
 31 at Toronto L 90-102

FEBRUARY

1 Boston W 109-100
 4 L.A. Lakers L 94-97
 11 Cleveland W 107-96
 12 at New Orleans W 83-72
 14 Atlanta W 98-97 OT
 16 at Atlanta L 86-99
 18 at Memphis L 103-108 OT
 20 at New Jersey L 91-98
 22 at San Antonio L 96-105
 25 Washington L 78-83
 26 at Boston L 69-71
 28 Milwaukee W 107-98

MARCH

4 at Golden State L 100-107
 5 at L.A. Lakers L 95-97
 8 at Portland L 80-94
 9 at Sacramento L 88-107
 11 New Orleans L 71-81
 12 at Philadelphia L 93-96
 14 Utah W 101-81
 17 Portland L 88-95
 19 Boston W 102-72
 21 Memphis W 101-92
 22 at Atlanta L 89-92
 26 Philadelphia L 85-91
 28 Chicago W 140-89
 30 Phoenix W 92-81

APRIL

1 Sacramento L 98-103
 2 at Cleveland W 103-82
 4 at Detroit W 98-92
 6 Miami W 90-69
 8 at Chicago L 103-115
 11 Orlando L 86-98
 13 at Milwaukee L 98-107
 15 at New York W 109-93
 16 New Jersey W 90-83

PLAYOFFS

First Round

19 Boston L 100-103
 21 Boston W 89-77
 24 at Boston L 83-101
 27 at Boston L 92-102
 29 Boston W 93-88 OT

MAY

1 at Boston L 90-110



ALL-TIME RESULTS

2003-04

PLAYER	G	GS	MIN	FGM-FGA		PCT	3-POINT		FTM-FTA	PCT	OR	DR	TR	AST	PF	DQ	ST	TO	BKS	PTS	AVG
				FGM	FGA		FGM	FGA													
Jermaine O'Neal	78	78	2788	608-1400	434	43.4	2-18	111	348-460	75.7	193	585	778	164	248-2	59	181	199	1566	20.1	
Ron Artest	73	71	2714	468-1112	421	42.1	75-242	310	322-439	73.3	100	285	385	272	194-2	152	202	50	1333	18.3	
Al Harrington	79	15	2441	421-909	463	46.3	21-77	273	185-252	73.4	163	345	508	131	250-1	80	163	22	1048	13.3	
Reggie Miller	80	80	2254	260-594	438	43.8	134-334	401	146-165	88.5	18	170	188	248	96-0	65	68	11	800	10.0	
Jamaal Tinsley	52	43	1378	153-370	414	41.4	77-207	372	49-67	73.1	28	108	136	303	132-2	84	110	17	432	8.3	
Jonathan Bender	21	0	271	50-106	472	47.2	9-22	409	39-47	83.0	9	31	40	9	23-0	5	33	11	148	7.0	
Anthony Johnson	73	7	1598	167-411	406	40.6	41-122	336	75-94	79.8	28	102	130	202	138-0	64	75	8	450	6.2	
Jeff Foster	82	79	1961	197-362	544	54.4	0-4	000	103-154	66.9	248	362	610	64	189-1	71	60	27	497	6.1	
Kenny Anderson	44	31	905	113-256	441	44.1	1-4	250	35-48	72.9	19	62	81	125	73-0	26	50	5	262	6.0	
Austin Croshere	77	0	1051	119-307	388	38.8	56-144	389	93-104	89.4	60	183	243	52	101-0	24	55	14	387	5.0	
Fred Jones	81	2	1508	123-311	395	39.5	27-89	303	124-149	83.2	25	101	126	173	132-0	65	73	18	397	4.9	
Jamison Brewer	13	1	160	13-35	371	37.1	5-14	357	1-6	167	2	9	11	17	9-0	7	10	0	32	2.5	
Scot Pollard	61	3	678	47-114	412	41.2	0-0	---	12-21	57.1	67	97	164	10	110-0	23	22	26	106	1.7	
Primož Brezec	18	0	72	12-26	462	46.2	0-0	---	4-6	66.7	5	10	15	3	13-0	0	6	3	28	1.6	
James Jones	6	0	26	2-9	222	22.2	1-4	250	2-21	000	0	2	2	0	0-0	1	0	0	7	1.2	
PACERS	82	410	19805	2753-6322	435	44.5	448-1281	351	1538-2014	76.4	965	2452	3417	1774	1709-8	726	1182	411	7493	91.4	
OPPONENTS	82	410	19805	2671-6180	432	43.2	329-1014	324	1350-1800	75.0	867	2423	3290	1649	1794-18	582	1301	512	7021	85.6	

2003-04 (61-21)

OCTOBER

29 at Detroit W 89-87
31 Milwaukee L 79-93

NOVEMBER

1 at Atlanta W 103-99 OT
4 Denver W 71-60
6 at New Jersey W 87-81
7 Cleveland W 91-90
9 at Philadelphia W 85-74
11 Boston L 76-78
14 Seattle W 101-78
15 at New York W 95-94
19 L.A. Clippers W 91-78
21 at New Orleans W 76-75
24 at Orlando W 89-78
25 Minnesota W 98-75
27 New York W 93-70
28 Philadelphia W 90-77
30 at L.A. Lakers L 77-99

DECEMBER

1 at Phoenix W 89-82
3 at Portland L 95-97 OT
5 at Seattle W 101-94
7 at Sacramento L 88-91
9 Washington W 93-79
12 Atlanta W 103-92
13 at Chicago L 75-86
15 Cleveland W 95-85
17 Orlando L 90-94
19 Detroit W 80-75
20 at Minnesota L 80-102
23 at Houston W 79-71
26 at Milwaukee L 96-101
27 New Jersey L 75-82
29 Memphis W 94-86
30 at Cleveland W 92-89

JANUARY

2 at Boston W 103-90
3 New Orleans W 91-84
5 at Miami W 87-65
6 Orlando W 114-107
9 at Dallas W 92-80
10 at San Antonio L 88-89 OT
14 Atlanta W 85-78
16 San Antonio W 89-79
17 at New Jersey W 90-84
19 at Atlanta W 100-97
20 Detroit W 81-69
23 Houston L 74-78
24 at Washington L 96-107
28 Phoenix W 101-79
31 Boston W 99-98

FEBRUARY

2 L.A. Lakers W 85-72
3 at New York L 90-97
6 at Toronto W 83-77
8 Miami W 97-91
10 at Chicago W 103-84
17 New Orleans L 75-89
20 at Washington W 96-87
22 Utah W 94-80
24 Golden State W 107-96
27 at New Orleans L 77-89
28 Philadelphia W 81-74

MARCH

2 at Golden State W 96-88
3 at L.A. Clippers W 101-94 OT
5 at Utah W 96-88
7 at Denver W 103-94
9 Toronto W 94-84 OT
12 at Boston W 99-81
14 at Cleveland L 104-107

17 Portland W 80-71
19 Sacramento L 92-94
20 at Memphis L 95-99
22 Chicago W 101-77
24 Dallas W 103-99
26 at Orlando W 107-92
28 Miami W 87-80
30 at Milwaukee L 86-95
31 Milwaukee W 111-78

APRIL

2 Toronto W 84-64
4 at Detroit L 61-79
6 New York W 107-86
7 at Toronto W 94-90
9 New Jersey W 90-80
12 at Philadelphia W 107-93
14 Chicago W 101-96

PLAYOFFS

First Round
17 Boston W 104-88
20 Boston W 103-90
23 at Boston W 108-85
25 at Boston W 90-75

MAY

Eastern Conference Semifinals
6 Miami W 94-81
8 Miami W 91-80
10 at Miami L 87-94
12 at Miami L 88-100
15 Miami W 94-83
18 at Miami W 73-70

Eastern Conference Finals

22 Detroit W 78-74
24 Detroit L 67-72
26 at Detroit L 78-85
28 at Detroit W 83-68
30 Detroit L 65-83

JUNE

1 at Detroit L 65-69

ALL-TIME RESULTS



2004-05

PLAYER	G	GS	MIN	3-POINT		FTM-FTA	PCT	OR	DR	TR	AST	PF-DQ	ST	TO	BKS	PTS	AVG		
				FGM-FGA	PCT														
Ron Artest	7	7	291	59-119	496	7-17	412	47-51	922	8	37	45	22	27-0	12	17	6	172	24.6
Jermaine O'Neal	44	41	1530	386-854	452	1-6	167	295-391	754	85	303	388	82	173-4	25	131	88	1068	24.3
Stephen Jackson	51	49	1806	330-819	403	103-286	360	190-229	830	44	206	250	119	154-4	64	123	14	953	18.7
Jamaal Tinsley	40	40	1301	218-522	418	58-156	372	122-164	744	26	134	160	257	112-3	81	134	12	616	15.4
Reggie Miller	66	66	2105	314-719	437	96-298	322	250-268	933	18	138	156	146	109-0	50	77	5	974	14.8
Fred Jones	77	14	2268	275-647	425	87-229	380	176-207	850	34	208	242	196	171-1	61	114	31	813	10.6
Austin Croshere	73	22	1827	188-497	378	45-174	259	226-256	883	103	272	375	98	154-1	48	104	17	647	8.9
Anthony Johnson	63	36	1747	203-456	445	41-108	380	85-113	752	32	147	179	302	144-0	59	96	15	532	8.4
Jeff Foster	61	43	1594	168-324	519	0-5	000	90-142	634	205	345	550	43	186-3	46	55	12	426	7.0
David Harrison	43	14	760	106-184	576	0-0	--	52-91	571	48	87	135	13	134-6	16	53	55	264	6.1
Jonathan Bender	7	0	93	16-40	400	1-5	200	3-6	500	5	9	14	4	9-0	1	10	2	36	5.1
James Jones	75	24	1330	126-318	396	66-166	398	53-62	855	39	135	174	57	123-1	31	43	28	371	4.9
Dale Davis	61	25	1307	112-234	479	0-0	--	60-99	606	152	223	375	47	162-1	32	43	65	284	4.7
Scott Pollard	49	17	865	79-167	473	0-0	--	33-49	673	85	120	205	18	123-3	30	31	24	191	3.9
Eddie Gill	73	3	1021	81-242	335	36-117	308	71-81	877	16	96	112	83	105-0	59	60	5	269	3.7
Marcus Haislip	9	0	106	13-38	342	0-1	000	6-11	545	5	10	15	3	15-0	2	6	2	32	3.6
Tremaine Fowlkes	8	0	56	9-17	529	1-3	333	0-2	000	3	5	8	0	7-0	2	5	0	19	2.4
Britton Johnson	6	1	87	6-22	273	0-4	000	0-0	--	5	5	10	4	10-0	1	3	0	12	2.0
Michael Curry	18	7	249	13-29	448	0-0	--	4-8	500	8	19	27	15	39-0	5	5	4	30	1.7
John Edwards	25	1	139	11-30	367	0-0	--	7-14	500	8	11	19	3	12-0	3	8	4	29	1.2
PACERS	82	410	19905	2668-6169	432	542-1575	344	1748-2206	792	868	2418	3266	1489	1890-24615	1173	357	7626	93.0	
OPPONENTS	82	410	19905	2768-6284	440	391-1071	365	1637-2202	743	972	2416	3388	1540	1883-26549	1142	398	7564	92.2	

2004-05 (44-38)

NOVEMBER

3	at Cleveland	W	109-104	2OT
5	at Boston	W	100-94	
6	Chicago	W	100-90	
9	at Minnesota	W	102-101	
10	L.A. Clippers	L	68-102	
12	at Philadelphia	L	104-106	OT
13	New York	W	103-97	
17	Atlanta	W	93-86	
19	at Detroit	W	97-82	
20	Orlando	L	83-86	
23	Boston	W	106-96	
25	Minnesota	W	106-102	
26	Charlotte	W	82-77	
28	at Seattle	L	95-103	

DECEMBER

1	at L.A. Clippers	L	76-88	
3	at Sacramento	L	87-113	
4	at Golden State	L	96-104	
7	Milwaukee	L	86-89	
10	at Milwaukee	L	86-95	
11	Sacramento	L	92-97	OT
14	at Atlanta	W	108-97	OT
17	Toronto	W	89-86	
18	at Chicago	L	71-85	
22	Philadelphia	L	90-102	
25	Detroit	L	93-98	
27	New Orleans	W	100-82	
29	at Charlotte	W	74-71	
30	at New Jersey	W	96-83	

JANUARY

4	Milwaukee	W	116-99	
6	at San Antonio	L	98-111	
8	at Dallas	L	101-121	
9	at Phoenix	L	89-124	
11	at Memphis	W	86-85	
14	Phoenix	W	101-83	

FEBRUARY

15	Orlando	L	84-85	
18	at Houston	W	87-74	
19	at New Orleans	L	87-90	
21	at Miami	W	106-100	OT
22	Washington	L	93-95	
26	at Boston	L	86-100	
27	Detroit	L	76-88	
29	Denver	L	88-95	
31	at Philadelphia	L	88-89	
2	Toronto	L	97-98	
4	Dallas	W	95-94	
5	at Atlanta	W	84-79	
7	at Washington	L	104-108	
9	Charlotte	W	94-87	
11	Houston	L	83-91	
13	Memphis	W	76-73	
16	Portland	W	95-87	
22	at Orlando	W	108-84	
23	Miami	W	93-91	OT
25	Cleveland	W	106-82	
26	at New York	L	79-90	

MARCH

1	Seattle	L	93-101	
3	at Denver	L	87-96	
4	at Portland	W	106-97	
6	at L.A. Lakers	L	94-103	
8	at Utah	W	89-83	
11	Golden State	W	101-83	
13	at Cleveland	L	86-98	
16	Utah	W	103-84	
18	L.A. Lakers	W	103-97	
20	New Jersey	L	85-94	
22	at New Jersey	L	91-98	
23	San Antonio	W	100-93	
25	at Detroit	W	94-81	
26	at Chicago	L	96-100	
28	at Milwaukee	W	90-76	
31	Miami	W	114-108	OT

APRIL

3	at Washington	W	79-76	
5	at New York	W	97-79	
6	Cleveland	W	98-77	
8	Washington	W	93-83	
10	New York	L	112-113	OT
11	at Toronto	W	94-90	
13	New Jersey	W	90-86	
15	Philadelphia	L	86-90	
17	at Miami	L	80-84	
18	at Orlando	L	88-92	
20	Chicago	W	85-83	

PLAYOFFS

First Round

23	at Boston	L	82-102	
25	at Boston	W	82-79	
28	Boston	W	99-76	
30	Boston	L	79-110	

MAY

3	at Boston	W	90-85	
5	Boston	L	89-92	OT
7	at Boston	W	97-70	

Eastern Conference Semifinals

9	at Detroit	L	81-96	
11	at Detroit	W	92-83	
13	Detroit	W	79-74	
15	Detroit	L	76-89	
17	at Detroit	L	67-86	
19	Detroit	L	79-88	



ALL-TIME RESULTS

2005-06

PLAYER	G	GS	MIN	3-POINT			FTM-FTA	PCT	OR	DR	TR	AST	PF-DQ	ST	TO	BKS	PTS	AVG	
				FGM-FGA	PCT	PCT													
Jermaine O'Neal	51	47	1802	380-805	47.2	3-10	300	261-368	.709	102	374	476	133	177-2	27	151	117	1024	20.1
Ron Artest	16	16	603	109-237	46.0	18-54	333	74-121	.612	26	52	78	35	45-0	42	43	11	310	19.4
Peja Stojakovic	40	40	1454	274-594	46.1	91-225	404	140-155	.903	45	205	250	68	89-0	26	52	8	779	19.5
Stephen Jackson	81	81	2910	472-1148	41.1	117-339	345	268-341	.786	48	264	312	225	195-0	104	203	43	1329	16.4
Fred Jones	68	2	1837	233-559	41.7	63-187	337	122-160	.763	18	152	170	154	142-3	55	107	20	651	9.6
Jamaal Tinsley	42	27	1122	158-386	40.9	16-70	229	58-91	.637	35	98	133	211	96-2	49	109	6	390	9.3
Anthony Johnson	75	53	1981	267-603	44.3	51-155	329	106-141	.752	31	137	168	324	132-0	63	115	22	691	9.2
Austin Croshere	50	26	1148	132-285	46.3	54-140	386	90-102	.882	62	203	265	62	105-2	22	48	7	408	8.2
Danny Granger	78	17	1765	221-478	46.2	30-93	323	115-148	.777	131	253	384	90	211-1	58	80	62	587	7.5
Sarunas Jasikevicius	75	15	1557	170-429	39.6	86-236	364	121-133	.910	19	134	153	227	108-0	40	116	4	547	7.3
Jeff Foster	63	37	1581	138-250	55.2	0-4	0.00	96-159	.604	224	350	574	50	191-2	41	64	27	372	5.9
David Harrison	67	17	1034	148-294	50.3	0-0	—	89-174	.511	84	170	254	14	193-3	23	79	59	385	5.7
Jonathan Bender	2	0	21	4-5	.800	0-0	—	2-21.000	0	4	4	2	2-0	0	0	1	10	5.0	
Scott Pollard	45	32	771	70-154	45.5	0-0	—	29-38	.763	73	145	218	24	115-1	37	26	20	169	3.8
Eddie Gill	41	0	122	10-45	22.2	7-23	304	18-23	.783	0	15	15	12	13-0	11	9	1	45	1.1
Sarnaki Walker	7	0	22	0-2	.000	0-0	—	2-21.000	0	3	3	0	0-0	0	2	1	2	0.3	
PACERS	82	410	19730	2786-6274	44.4	536-1536	3.49	1591-2158	.737	898	2559	3457	1631	1821-16	598	1254	409	7699	93.9
OPPONENTS	82	410	19730	2831-6504	43.5	371-1083	3.43	1511-2060	.733	968	2416	3384	1520	1800-13	661	1112	399	7544	92.0

2005-06 (41-41)

NOVEMBER

2 at Orlando	W	90-78
3 at Miami	W	105-102
5 Philadelphia	L	109-111
9 Miami	W	95-90
11 New Jersey	W	102-90
12 at Milwaukee	L	102-103
16 at Charlotte	L	90-122
18 Charlotte	W	93-85
20 Houston	W	85-74
24 Cleveland	W	98-76
25 Atlanta	L	85-87
27 at L.A. Clippers	W	97-92
29 at Utah	W	84-60
30 at Phoenix	L	91-109

DECEMBER

2 at Portland	W	98-78
4 at Seattle	L	102-107
6 Dallas	L	75-84
8 Washington	W	111-87
10 Memphis	W	80-66
14 at Boston	L	71-85
16 Utah	W	93-83
17 at New York	W	102-96
21 L.A. Clippers	W	97-75
23 at Cleveland	L	89-94
26 at Dallas	L	80-102
27 at San Antonio	L	86-99
30 Toronto	L	97-99

JANUARY

2 Seattle	W	115-96
4 at Denver	L	86-106
5 at Golden State	W	99-89
8 at Sacramento	W	108-83
9 at L.A. Lakers	L	90-96
11 Milwaukee	W	112-88
13 Washington	L	85-94
14 at Chicago	W	91-89
16 at New Jersey	L	92-97
18 Charlotte	W	98-92
20 at Minnesota	L	85-90
21 Chicago	L	89-101
23 at Atlanta	L	94-104
24 at Cleveland	L	66-96
27 Cleveland	L	89-93
31 at Washington	L	79-84

FEBRUARY

1 L.A. Lakers	W	105-79
4 Detroit	W	93-85
8 Portland	W	101-69
10 Golden State	W	107-95
12 San Antonio	L	88-92
15 Milwaukee	W	88-77
21 NOK Hornets	W	97-75
23 at Detroit	L	83-88
24 Atlanta	L	112-117 OT
26 at New Jersey	W	101-91

MARCH

1 at Washington	W	99-93
3 at Boston	L	98-99
5 at Philadelphia	W	94-93
7 New York	L	92-107
8 at Houston	L	99-103
10 at NOK Hornets	1W	92-90
12 at Toronto	L	89-93
13 Orlando	W	97-83
15 Denver	L	99-101

17 Sacramento	W	98-93
19 Boston	L	88-103
21 at Memphis	L	75-105
22 Chicago	W	95-85
24 Detroit	L	72-75
26 Philadelphia	W	92-79
27 at Miami	L	91-96
29 at Atlanta	L	93-94
30 Phoenix	L	104-114

APRIL

1 at Milwaukee	L	89-96
4 at Chicago	L	96-102
5 Toronto	W	111-103
7 at New York	L	96-98
9 at Detroit	L	73-98
10 New York	W	101-82
12 Boston	W	117-112
14 Minnesota	W	89-77
15 at Charlotte	L	91-92 OT
17 at Toronto	W	120-95
19 Orlando	W	89-83

PLAYOFFS

First Round

23 at New Jersey	W	90-88
25 at New Jersey	L	75-90
27 New Jersey	W	107-95
29 New Jersey	L	88-97

MAY

2 at New Jersey	L	86-92
4 New Jersey	L	90-96

¹ Oklahoma City, Oklahoma

ALL-TIME RESULTS



2006-07

PLAYER	G	GS	MIN	3-POINT			FTM-FTA	PCT	OR	DR	TR	AST	PF-DO	ST	TO	BKS	PTS	AVG	
				FGM	FGA	PCT													
Jermaine O'Neal	69	69	2459	498-1141	436	0-7	343-447	.767	153	508	661	167	232-3	50	203	182	1339	19.4	
Al Harrington	36	36	1208	223-487	458	54-118	72-101	.713	71	155	226	51	116-0	25	91	10	572	15.9	
Stephen Jackson	37	32	1186	180-430	419	41-138	120-146	.822	17	78	95	114	87-2	33	81	20	521	14.1	
Mike Dunleavy	43	43	1529	218-480	454	34-120	283	133-168	.792	44	200	244	111	120-1	46	78	10	603	14.0
Danny Granger	82	57	2785	398-867	459	110-288	382	236-294	.803	114	267	381	114	245-3	66	135	61	1142	13.9
Jamaal Tinsley	72	72	2243	346-889	389	61-193	316	172-239	.720	60	180	240	494	190-3	117	200	25	925	12.8
Troy Murphy	42	31	1185	185-402	460	36-88	409	61-79	.772	63	194	257	66	133-2	25	49	25	467	11.1
Sarunas Jasikevicius	37	1	664	91-221	412	32-86	372	59-64	.922	10	38	48	111	53-0	13	59	0	273	7.4
Marquis Daniels	45	4	800	129-281	459	6-26	231	56-80	.700	26	56	82	57	56-0	27	55	7	320	7.1
Ike Diogu	42	2	538	83-183	454	0-0	---	77-96	.802	54	86	140	20	87-2	5	49	15	243	5.8
Darrell Armstrong	81	4	1275	156-377	414	72-214	336	73-93	.785	34	101	135	191	102-0	70	76	6	457	5.6
Jeff Foster	75	43	1740	122-259	471	0-1	0.000	78-122	.639	252	356	608	57	202-1	62	70	37	322	4.3
Keith McLeod	22	7	339	32-83	386	7-22	318	22-25	.880	1	21	22	45	30-0	7	23	2	93	4.2
Shawne Williams	46	3	556	75-160	469	19-52	365	11-20	.550	33	50	83	22	69-0	6	24	8	180	3.9
David Harrison	24	2	190	30-58	517	0-0	---	11-22	.500	9	33	42	6	47-0	5	26	12	71	3.0
Maceo Baston	47	2	405	49-76	645	3-7	429	37-47	.787	21	53	74	16	65-0	12	32	18	138	2.9
Rawle Marshall	40	2	361	32-89	360	4-18	222	31-45	.689	8	21	29	13	22-0	12	19	5	99	2.5
Josh Powell	7	0	64	2-15	133	0-0	---	8-12	.667	7	12	19	3	18-0	0	5	0	12	1.7
Orlen Greene	41	0	254	23-62	371	2-11	182	15-25	.600	12	32	44	22	38-0	17	28	4	63	1.5
PACERS	82	410	19780	2872-6560	438	481-1389	346	1615-2125	.760	989	2441	3430	1680	1912-17	598	1335	447	7840	85.6
OPPONENTS	82	410	19780	2931-6416	457	437-1175	372	1741-2311	.753	915	2498	3413	1642	1942-24	644	1288	410	8040	98.0

2006-07 (35-47)

NOVEMBER

1	at Charlotte	W	106-99
3	NOK Hornets	L	91-100
4	at New York	W	109-95
7	Philadelphia	W	97-86
8	at Washington	L	91-117
10	Orlando	W	93-83
11	at Chicago	L	80-89
15	at Boston	L	88-114
17	New Jersey	L	91-100
18	at Milwaukee	W	102-100
21	Milwaukee	W	93-88
22	at Orlando	L	91-96
24	Cleveland	W	97-87
26	at Toronto	L	83-92
28	at Portland	W	105-97
29	at Golden State	W	108-106

DECEMBER

1	at Seattle	L	103-105
2	at Denver	L	101-121
4	at L.A. Lakers	L	87-101
6	Orlando	W	94-80
8	Portland	W	108-95
9	at Cleveland	L	75-107
11	at Chicago	L	91-106
13	Detroit	W	101-90
15	New York	W	112-96
17	Utah	L	94-104
20	at Philadelphia	W	101-93
22	at Atlanta	W	100-90
23	Minnesota	L	71-78
26	Houston	W	81-76
29	at Detroit	W	93-92
30	Charlotte	L	102-113

JANUARY

4	at Dallas	L	91-100
6	at NOK Hornets	W	100-93
9	Atlanta	W	91-72
10	at Boston	W	97-84
12	Dallas	L	113-115 OT
15	at New Jersey	L	95-105
18	at Miami	L	101-104
20	New York	L	106-108
22	Chicago	W	98-91
24	Miami	W	96-94 OT
27	Toronto	W	102-84
28	at Detroit	L	87-95
30	Boston	W	103-96

FEBRUARY

2	L.A. Lakers	W	95-84
3	at Memphis	W	116-110
5	Golden State	L	98-113
7	Seattle	L	102-103
9	Denver	L	95-102
11	L.A. Clippers	W	94-80
14	Memphis	W	114-104
21	Milwaukee	W	136-129 2OT
23	at Toronto	L	88-110
25	Sacramento	L	93-110
27	Phoenix	L	92-103

MARCH

2	at Phoenix	L	90-115
3	at L.A. Clippers	L	64-87
6	at Sacramento	L	98-102
7	at Utah	L	72-94
10	Philadelphia	L	96-100
11	at Cleveland	L	88-99
13	at Minnesota	L	81-86
14	Washington	L	96-112
17	Atlanta	W	113-90
20	at Houston	L	76-86
21	at San Antonio	L	72-90
23	Miami	W	95-70
25	Chicago	L	90-92
27	Cleveland	L	94-105
28	at New Jersey	L	94-118
30	at Orlando	L	87-95

APRIL

1	San Antonio	W	100-99
3	Detroit	L	85-100
6	at Charlotte	W	112-102
7	Boston	W	105-98
10	at Philadelphia	L	86-90
11	at Milwaukee	W	104-98
13	at Miami	L	96-100
15	New Jersey	L	107-111
17	at Atlanta	L	102-118
18	Washington	L	95-98

¹ Oklahoma City, Oklahoma



ALL-TIME RESULTS

2007-08

PLAYER	G	GS	MIN	3-POINT			FTM-FTA	PCT	OR	DR	TR	AST	PF-DQ	ST	TO	BKS	PTS	AVG	
				FGM	FGA	PCT													
Danny Granger	80	80	2876	537-1205	446	171-423	404	322-378	.852	93	393	486	166	290-9	95	171	84	1567	19.6
Mike Dunleavy	82	82	2953	532-1117	476	165-389	424	336-403	.834	59	365	424	288	208-4	86	190	31	1565	19.1
Jermaine O'Neal	42	34	1206	225-512	439	0-5	0.00	121-163	.742	82	201	283	93	129-2	20	106	87	571	13.6
Troy Murphy	75	61	2106	315-693	455	94-236	398	192-241	.797	108	435	543	165	217-5	49	96	32	916	12.2
Jamaal Tinsley	39	36	1293	176-463	380	40-141	284	72-100	.720	24	117	141	326	97-0	66	130	10	464	11.9
Flip Murray	23	17	527	97-228	425	14-36	389	46-61	.754	10	37	47	80	31-0	25	53	3	254	11.0
Kareem Rush	71	15	1504	228-569	401	102-262	389	30-42	.714	19	149	168	89	108-0	42	62	19	588	8.3
Marquis Daniels	74	1	1546	241-561	430	27-102	265	97-139	.698	66	146	212	137	121-0	79	112	18	606	8.2
Travis Diener	66	21	1356	159-430	370	74-233	318	64-71	.901	26	89	115	251	107-1	35	55	4	456	6.9
Shawne Williams	65	3	967	159-372	427	43-137	314	76-106	.717	54	122	176	59	132-4	26	58	26	437	6.7
Jeff Foster	77	52	1884	205-373	550	0-3	0.00	86-145	.593	264	404	668	129	221-4	56	62	32	496	6.4
Ike Diogu	30	1	305	64-134	478	0-0	—	40-47	.851	38	47	85	10	43-0	7	20	3	168	5.6
David Harrison	55	0	702	90-170	529	0-0	—	49-96	.510	43	75	118	14	164-3	20	58	59	229	4.2
Andre Owens	31	7	392	40-107	374	18-40	450	25-34	.735	13	34	47	47	37-0	13	24	3	123	4.0
Stephen Graham	22	0	128	34-58	586	7-14	500	12-16	.750	4	18	22	9	14-0	4	10	1	87	4.0
Courtney Sims	3	0	11	0-1	0.00	0-0	—	0-0	—	1	1	2	1	2-0	0	0	0	0	0.0
PACERS	82	410	19755	3102-6993	444	755-2021	374	1568-2042	.768	904	2633	3537	1864	1921-32	623	1236	412	8527	104.0
OPPONENTS	82	410	19755	3093-6817	454	606-1571	386	1850-2443	.757	929	2800	3729	1820	1782-11	663	1297	416	8642	105.4

2007-08 (36-46)

OCTOBER

31 Washington W 119-110 OT

NOVEMBER

2 Miami W 87-85
 3 at Memphis W 121-111
 7 L.A. Clippers L 89-104
 9 at Charlotte L 87-96
 10 Denver L 106-113
 13 Boston L 86-101
 14 at Washington L 90-103
 16 at Toronto L 101-110
 17 Utah W 117-97
 20 L.A. Lakers L 114-134
 21 at New Orleans W 105-93
 23 Dallas W 111-107
 25 Cleveland L 106-111
 27 at Denver W 112-110
 28 at Portland W 95-89
 30 at Seattle L 93-95

DECEMBER

2 at L.A. Clippers W 101-95
 4 Phoenix L 117-121
 7 at Orlando W 115-109
 11 at Cleveland L 105-118
 12 Chicago W 117-102
 14 Toronto L 93-104
 15 at Miami W 106-103
 17 at New York W 119-92
 19 Philadelphia W 102-85
 21 at Minnesota L 118-131
 22 Washington W 93-85
 26 at Atlanta L 95-107
 28 at Detroit L 101-114
 29 Detroit L 92-98
 31 at Charlotte L 103-107 OT

JANUARY

2 Memphis L 72-90
 4 Atlanta W 113-91
 6 at L.A. Lakers L 96-112
 8 at Utah L 89-111
 9 at Phoenix L 122-129 OT
 12 at Sacramento W 111-105
 13 at Golden State L 101-106
 16 Golden State W 125-117
 19 Sacramento L 104-110
 21 at Philadelphia W 110-103
 23 at Chicago L 95-108
 24 at Milwaukee L 92-104
 26 at Miami L 96-98
 29 Detroit L 104-110

FEBRUARY

1 Houston L 103-106
 2 Orlando L 115-121
 5 San Antonio L 89-116
 6 at New York W 103-100
 9 Portland W 101-93
 12 Boston L 97-104
 13 at Detroit L 80-96
 20 Cleveland L 97-106
 22 New Jersey W 113-103
 23 at New Jersey L 91-102
 25 Toronto L 98-102
 27 Chicago L 107-113
 29 at Toronto W 122-111

MARCH

2 Milwaukee W 128-106
 5 at Houston L 99-117
 6 at San Antonio L 97-108
 8 at Cleveland L 95-103
 11 Seattle W 114-107
 14 at Dallas L 97-116
 15 at Orlando L 111-122
 17 New York W 110-98
 19 Charlotte W 102-95
 21 Minnesota W 124-113
 22 at Chicago W 108-101
 25 New Orleans L 106-114
 26 at New Jersey L 117-124
 28 New Jersey W 123-115
 31 Miami W 105-85

APRIL

2 at Boston L 77-92
 4 at Milwaukee W 105-101
 6 Milwaukee W 105-97
 8 Atlanta W 112-98
 11 at Philadelphia W 85-76
 12 Charlotte L 103-107
 14 at Washington L 110-117
 16 New York W 132-123

ALL-TIME RESULTS



2008-09

PLAYER	G	GS	MIN	3-POINT			OR	DR	TR	AST	PF	FD	ST	TO	BKS	PTS	AVG		
				FGM	FGA	PCT												FGM	FGA
Danny Granger	67	66	2424	571-1277	447	182-450	404	404-460	878	49	292	341	183	207-3	69	165	97	1728	25.8
Mike Dunleavy	18	14	485	93-232	401	32-90	356	53-65	815	14	54	68	44	36-0	12	38	9	271	15.1
T.J. Ford	74	49	2258	413-913	452	35-104	337	245-281	872	59	200	259	392	180-1	89	180	16	1106	14.9
Troy Murphy	73	73	2482	364-767	475	161-358	450	152-184	826	146	715	861	172	226-2	58	114	34	1041	14.3
Marquis Daniels	54	43	1700	311-689	451	18-90	200	93-129	721	80	168	248	114	120-0	62	94	26	733	13.6
Jarrett Jack	82	53	2716	386-853	453	78-221	353	224-263	852	44	232	276	338	179-0	88	184	17	1074	13.1
Brandon Rush	75	19	1803	243-575	423	78-209	373	46-66	597	34	199	233	66	128-1	38	75	37	610	8.1
Roy Hibbert	70	42	1009	198-420	471	0-0	---	98-147	667	115	128	243	49	215-5	20	55	76	494	7.1
Rasho Nesterovic	70	19	1214	224-437	513	0-1	0.000	25-32	781	93	147	240	109	171-1	30	63	38	473	6.8
Jeff Foster	74	26	1828	177-353	501	2-7	286	96-146	658	215	293	508	130	229-5	53	88	49	452	6.1
Stephen Graham	52	6	684	106-256	414	20-66	303	50-62	806	21	75	96	33	82-1	10	45	4	282	5.4
Travis Diener	33	0	719	74-179	413	46-118	390	12-15	800	6	80	86	122	42-0	26	21	5	206	3.7
Maceo Baston	27	0	217	25-46	543	0-1	0.000	17-27	630	22	30	52	7	39-0	6	12	10	67	2.5
Josh McRoberts	33	0	279	35-83	422	0-10	0.000	10-13	769	26	48	74	16	41-1	12	12	16	80	2.4
PACERS	82	-	19830	3220-7080	455	652-1725	378	1525-1890	807	924	2661	3585	1775	1895-20	573	1189	434	8617	105.1
OPPONENTS	82	-	19830	3141-6862	458	569-1519	375	1857-2431	764	909	2708	3617	1731	1692-9	635	1151	444	8708	106.2

2008-09 (36-46)

OCTOBER

29 at Detroit L 94-100

NOVEMBER

1 Boston W 95-79
 5 Phoenix L 103-113
 7 at Cleveland L 107-111
 8 New Jersey W 98-80
 10 Oklahoma City W 107-99
 12 at New Jersey W 98-87
 14 Philadelphia L 92-94
 15 at Chicago L 91-104
 18 Atlanta W 113-96
 21 Orlando L 98-100 OT
 22 at Miami L 100-109
 25 at Dallas L 106-109
 26 at Houston W 91-90
 28 Charlotte L 108-115 OT
 29 at Orlando L 96-110

DECEMBER

2 L.A. Lakers W 118-117
 3 at Boston L 96-114
 5 at Cleveland L 73-97
 7 Boston L 117-122 OT
 10 at Toronto L 88-101
 12 at Detroit L 110-114
 13 at Milwaukee L 103-121
 15 at Washington W 118-98
 17 Golden State W 127-120
 19 L.A. Clippers L 109-117 2OT
 20 at Philadelphia W 95-94
 23 New Jersey L 107-108
 26 at Memphis L 105-108
 28 New Orleans L 103-105
 30 Atlanta L 104-110

JANUARY

2 at New York W 105-103
 3 Sacramento W 122-117
 5 at Denver L 115-135
 7 at Phoenix W 113-110
 9 at L.A. Lakers L 119-121
 11 at Golden State L 117-120
 12 at Utah L 113-120
 14 Detroit W 110-106 OT
 16 Toronto W 111-104
 19 at New Orleans L 100-103
 20 at San Antonio L 81-99
 23 Houston W 107-102
 25 Charlotte W 98-93
 27 at Orlando L 111-135
 28 Milwaukee W 107-99
 30 Miami W 114-103
 31 New York L 113-122

FEBRUARY

3 Minnesota L 111-116
 5 at Philadelphia L 94-99
 6 Orlando W 107-102
 8 at Washington L 117-119
 10 Cleveland W 96-95
 11 at Milwaukee L 110-122
 17 Philadelphia W 100-91
 18 at Charlotte L 94-103
 20 at Minnesota W 112-105
 22 Chicago W 98-91
 23 at New York L 119-123
 25 Memphis W 104-99
 27 at Boston L 99-104

MARCH

1 Denver W 100-94
 3 at Sacramento W 117-109
 4 at Portland L 115-135
 7 at L.A. Clippers W 106-105
 10 Utah L 100-112
 13 at Atlanta L 87-101
 15 at Toronto L 87-110
 18 Portland L 85-95
 20 Dallas L 92-94
 21 at Charlotte W 108-83
 25 Miami W 90-88
 28 at Chicago L 106-112
 29 Washington W 124-115
 31 Chicago W 107-105

APRIL

3 San Antonio L 121-126
 5 at Oklahoma City W 117-99
 8 Toronto W 130-101
 10 at Atlanta L 118-122
 11 Detroit W 106-102
 13 Cleveland L 109-117
 15 Milwaukee W 115-108



ALL-TIME RESULTS

2009-10

PLAYER	G	GS	MIN	FGM-FGA		PCT		3-POINT		FTM	FTA	PCT	OR	DR	TR	AST	PF	DQ	ST	TO	BKS	PTS	AVG
				FGM	FGA	PCT	FGM	FGA	PCT														
Danny Granger	62	62	2278	488-1139	428	158-438	361	363-428	848	67	275	342	171	183-3	94	157	51	1497	241				
Troy Murphy	72	69	2344	384-813	472	128-333	384	154-193	798	129	608	737	150	175-1	72	100	34	1050	146				
Roy Hibbert	81	69	2035	387-782	495	3-6	500	169-224	754	177	287	464	158	285-5	30	145	131	946	11.7				
T.J. Ford	47	32	1189	186-418	445	8-50	160	104-135	770	41	108	149	180	102-1	44	90	11	484	10.3				
Dahntay Jones	76	26	1892	287-623	461	4-32	125	198-257	770	48	181	229	150	237-1	40	129	39	776	10.2				
Mike Dunleavy	67	15	1486	229-558	410	75-236	318	133-158	842	25	211	236	103	105-0	38	72	15	666	9.9				
Brandon Rush	82	64	2481	297-702	423	124-302	411	56-89	629	41	305	346	112	159-0	56	93	65	774	9.4				
Tyler Hansbrough	29	1	511	81-225	360	0-4	000	84-113	743	60	78	138	28	70-0	17	21	8	246	8.5				
Earl Watson	79	52	2322	223-524	426	53-184	288	120-169	710	54	186	240	399	181-0	104	175	16	619	7.8				
Luther Head	47	10	813	136-311	437	37-105	352	48-58	828	6	74	80	72	53-0	18	54	9	357	7.6				
A.J. Price	56	2	865	145-354	410	60-174	345	60-75	800	12	76	88	106	53-0	35	59	3	410	7.3				
Josh McRoberts	42	3	524	76-146	521	8-23	348	19-38	500	40	87	127	44	74-2	17	19	16	179	4.3				
Solomon Jones	52	2	675	78-176	443	0-3	000	51-71	718	51	93	144	32	125-3	14	40	37	207	4.0				
Jeff Foster	16	3	255	22-46	478	0-1	000	5-9	556	34	47	81	21	45-0	3	14	4	49	3.1				
Travis Diener	4	0	25	1-6	167	1-5	200	0-2	000	0	2	2	4	1-0	3	0	0	3	0.8				
PACERS	82	-	19705	3020-6823	4443	659-1896	348	1564-2019	775	785	2618	3403	1730	1848-16	585	1232	439	8263	100.8				
OPPONENTS	82	-	19705	3113-6875	453	510-1405	363	1774-2346	756	969	2852	3821	1694	1709-11	654	1227	414	8510	103.8				

2009-10 (32-50)

OCTOBER

28 at Atlanta L 109-120
30 Miami L 83-96

NOVEMBER

3 Denver L 93-111
4 at New York W 101-89
6 Washington W 102-86
11 Golden State W 108-94
14 Boston W 113-104
17 at New Jersey W 91-83
18 New York L 103-110
20 Cleveland L 95-105
22 at Charlotte L 88-104
24 at Toronto L 112-123
25 L.A. Clippers W 86-73
27 Dallas L 92-113
30 at Golden State L 107-126

DECEMBER

2 at Sacramento L 105-110
4 at Utah L 87-96
5 at L.A. Clippers L 72-88
9 Portland L 91-102
11 New Jersey W 107-91
12 at Washington W 114-113
14 at Orlando L 98-106
16 Charlotte W 101-98
18 at Memphis L 94-107
19 at San Antonio L 99-100
21 Milwaukee L 81-84
22 at Boston L 94-103
26 Atlanta L 98-110
27 at Miami L 80-114
29 at Chicago L 95-104
30 Memphis L 110-121

JANUARY

2 Minnesota W 122-111
3 at New York L 89-132
5 Orlando W 97-90
8 at Minnesota L 109-116
9 at Oklahoma City L 102-108
11 Toronto W 105-101
13 Phoenix W 122-114
15 at New Jersey W 121-105
16 New Orleans L 96-101
19 at Miami L 83-113
20 at Orlando L 98-109
22 at Detroit W 105-93
23 Philadelphia L 97-107
25 at Philadelphia W 109-98
27 L.A. Lakers L 96-118
29 Cleveland L 73-94
31 at Toronto L 102-117

FEBRUARY

2 Toronto W 130-115
5 Detroit W 107-83
6 at Milwaukee L 81-93
9 Chicago L 101-109
17 San Antonio L 87-90
19 at New Orleans L 101-107
20 at Houston W 125-115
22 at Dallas L 82-91
24 at Chicago L 110-120
25 Milwaukee L 110-112
27 Chicago W 100-90

MARCH

2 at L.A. Lakers L 99-122
3 at Portland L 79-102
5 at Denver L 114-122
6 at Phoenix L 105-113
9 Philadelphia W 107-96
12 at Boston L 103-122
14 at Milwaukee L 94-98
16 Charlotte W 99-94
17 at Cleveland L 94-99
19 Detroit W 106-102
21 Oklahoma City W 121-101
23 at Detroit W 98-83
24 Washington W 99-82
26 Utah W 122-106
28 at Atlanta L 84-94
30 Sacramento W 102-95

APRIL

2 Miami L 96-105 OT
4 Houston W 133-102
7 New York W 133-105
9 at Cleveland W 116-113
10 New Jersey W 115-102
12 Orlando L 98-118
14 at Washington L 97-98



2010-11

PLAYER	G	GS	MIN	3-POINT			FTM-FTA	PCT	OR	DR	TR	AST	PF-DO	ST	TO	BKS	PTS	AVG	
				FGM	FGA	PCT													
Danny Granger	79	79	2763	535-1260	425	157-407	386	395-466	848	87	338	425	203	213-2	89	206	62	1622	20.5
Darren Collison	79	79	2360	398-870	457	41-124	331	202-232	871	40	185	225	403	109-1	87	194	14	1039	13.2
Roy Hibbert	81	80	2244	410-890	461	0-4	0.00	205-275	745	182	428	610	166	256-1	33	185	142	1025	12.7
Mike Dunleavy	61	44	1683	240-520	462	102-254	402	100-125	800	28	248	276	105	107-0	40	69	30	682	11.2
Tyler Hansbrough	70	29	1535	285-613	465	0-2	0.00	197-253	779	145	221	366	41	160-1	37	76	15	767	11.0
Brandon Rush	67	21	1754	217-515	421	93-223	417	80-106	755	33	184	217	62	107-0	41	69	35	607	9.1
Paul George	61	19	1265	179-395	453	41-138	297	77-101	762	37	187	224	65	127-0	62	70	26	476	7.8
Josh McRoberts	72	51	1597	211-386	547	23-60	383	88-119	739	109	273	382	150	165-1	47	93	57	533	7.4
A.J. Price	50	0	795	114-320	356	41-149	275	54-81	667	16	56	72	111	61-1	29	53	1	323	6.5
Dahntay Jones	45	2	589	100-214	467	14-39	359	69-90	767	4	61	65	33	70-0	20	31	7	283	6.3
T.J. Ford	41	3	773	91-236	386	6-32	188	35-48	729	17	64	81	141	69-0	35	63	8	223	5.4
James Posey	49	0	839	81-241	336	67-212	316	11-15	733	10	137	147	34	103-1	24	24	6	240	4.9
Solomon Jones	39	0	528	49-121	405	0-1	0.00	41-62	661	45	68	113	30	94-0	12	35	22	139	3.6
Jeff Foster	56	3	940	80-167	479	0-3	0.00	27-48	563	160	190	350	46	127-1	24	26	31	187	3.3
Lance Stephenson	12	0	115	13-39	333	0-5	0.00	11-14	786	1	17	18	21	14-0	4	16	0	37	3.1
PACERS	82	-	19780	3003-6787	442	585-1653	354	1592-2035	782	914	2657	3571	1611	1782-9	584	1262	456	8183	99.8
OPPONENTS	82	-	19780	3071-6837	449	511-1423	359	1618-2157	750	931	2618	3549	1670	1758-8	615	1143	467	8271	100.9

2010-11 (37-45)

OCTOBER

27	at San Antonio	L	109-122
29	at Charlotte	W	104-101
30	Philadelphia	W	99-86

NOVEMBER

3	at Philadelphia	L	75-101
5	Milwaukee	L	90-94
9	Denver	W	144-113
12	Houston	L	99-102
13	at Cleveland	W	99-85
16	Atlanta	L	92-102
18	L.A. Clippers	W	107-80
20	Orlando	L	86-90
22	at Miami	W	93-77
23	Cleveland	W	100-89
26	Oklahoma City	L	106-110 OT
28	at L.A. Lakers	W	95-92
30	at Sacramento	W	107-98

DECEMBER

1	at Utah	L	88-110
3	at Phoenix	L	97-105
6	Toronto	W	124-100
8	at Milwaukee	L	95-97
10	Charlotte	W	100-92
11	at Atlanta	L	83-97
13	at Chicago	L	73-92
15	L.A. Lakers	L	94-109
17	Cleveland	W	108-99
19	at Boston	L	88-99
20	New Orleans	W	94-93
26	Memphis	L	90-104
28	Boston	L	83-95
29	at Washington	L	90-104
31	Washington	W	95-86

JANUARY

2	at New York	L	92-98
7	San Antonio	L	87-90
8	at Atlanta	L	93-108
11	at Philadelphia	W	111-103
12	Dallas	W	102-89
14	Chicago	L	86-99
17	at L.A. Clippers	L	107-114
19	at Golden State	L	108-110
22	at Portland	L	92-97
23	at Denver	L	107-121
26	Orlando	L	96-111
28	New Jersey	W	124-92
29	at Chicago	L	89-110
31	Toronto	W	104-93

FEBRUARY

2	at Cleveland	W	117-112
4	Portland	W	100-87
6	at New Jersey	W	105-86
8	at Miami	L	112-117
9	Charlotte	W	104-103
11	Minnesota	W	116-105
12	at Milwaukee	W	103-97
15	Miami	L	103-110
16	at Detroit	L	109-115 OT
22	at Washington	W	113-96
23	Detroit	W	102-101
25	Utah	L	84-95
27	Phoenix	L	108-110 OT

MARCH

1	Golden State	W	109-100
2	at Oklahoma City	L	89-113
4	at Dallas	L	108-116
5	at Houston	L	95-112
8	Philadelphia	L	100-110
9	at Minnesota	L	75-101
11	at Toronto	L	98-108
13	at New York	W	106-93
15	New York	W	119-117
16	at Boston	L	80-92
18	Chicago	W	115-108 OT
19	at Memphis	L	78-99
21	at New Jersey	W	102-98
23	at Charlotte	W	111-88
25	Sacramento	L	93-110
26	at Detroit	L	88-100
28	Boston	W	107-100
30	Detroit	W	111-101

APRIL

1	Milwaukee	W	89-88
3	at New Orleans	L	96-108
6	Washington	W	136-112
8	Atlanta	W	114-102
10	New York	L	109-110
13	at Orlando	L	74-92

PLAYOFFS

First Round

16	at Chicago	L	99-104
18	at Chicago	L	90-96
21	Chicago	L	84-88
23	Chicago	W	89-84
26	at Chicago	L	89-116



ALL-TIME RESULTS

2011-12

PLAYER	G	GS	MIN	3-POINT			FTM-FTA	PCT	OR	DR	TR	AST	PF-DQ	ST	TO	BKS	PTS	AVG	
				FGM-FGA	PCT	FGM-FGA													PCT
Danny Granger	62	62	2062	391-941	41.6	123-323	38.1	254-291	87.3	79	228	307	109	144-1	62	110	40	1159	18.7
Roy Hibbert	65	65	1937	332-668	49.7	0-1	0.00	170-239	71.1	213	359	572	108	195-1	32	128	128	834	12.8
David West	66	66	1925	349-716	48.7	2-9	2.22	142-176	80.7	118	315	433	140	160-0	52	93	46	842	12.8
Paul George	66	66	1958	281-639	44.0	90-234	38.5	146-182	80.2	56	314	370	158	191-1	108	117	38	798	12.1
Leandro Barbosa	22	0	436	73-183	39.9	25-59	42.4	25-33	75.8	12	37	49	33	34-0	20	26	0	196	8.9
Darren Collison	60	56	1878	230-523	44.0	34-94	36.2	127-153	83.0	30	157	187	287	101-0	49	114	14	621	10.4
George Hill	50	9	1274	168-380	44.2	54-147	36.7	91-117	77.8	31	120	151	145	98-1	42	52	17	481	9.6
Tyler Hansbrough	66	0	1442	194-479	40.5	0-1	0.00	226-278	81.3	113	177	290	30	159-0	54	65	9	614	9.3
Dahntay Jones	65	3	1052	115-281	40.9	33-77	42.9	83-99	83.8	23	94	117	63	119-0	23	46	11	346	5.3
A.J. Price	44	1	568	59-174	33.9	26-88	29.5	28-35	80.0	13	48	61	86	30-0	20	32	2	172	3.9
Lou Amundson	60	0	753	89-207	43.0	0-0	---	35-82	42.7	94	128	222	14	125-1	27	45	44	213	3.6
Kyrylo Fesenko	3	0	17	2-5	40.0	0-0	---	4-6	66.7	2	7	9	1	2-0	2	0	0	8	2.7
Lance Stephenson	42	1	442	47-125	37.6	4-30	13.3	8-17	47.1	12	41	53	46	30-0	21	36	5	106	2.5
Jeff Foster	11	0	141	9-18	50.0	1-1	1.000	6-9	66.7	18	24	42	4	26-0	8	7	1	25	2.3
Jeff Pendergraph	20	1	106	15-36	41.7	0-0	---	4-7	57.1	12	21	33	4	16-0	3	2	2	34	1.7
PACERS	66	-	15990	2354-5375	438	392-1064	368	1348-1724	782	826	2070	2896	1228	1430-5	523	925	357	6449	97.7
OPPONENTS	66	-	15990	2305-5304	435	442-1259	351	1179-1617	729	794	1998	2792	1292	1428-8	433	985	398	6231	94.4

2011-12 (42-24)

DECEMBER

26	Detroit	W	91-79
28	at Toronto	W	90-85
30	Cleveland	W	98-91 OT
31	at Detroit	L	88-96

JANUARY

2	at New Jersey	W	108-94
4	at Miami	L	83-118
6	at Boston	W	87-74
7	Charlotte	W	99-77
9	at Philadelphia	L	86-96
11	Atlanta	W	96-84
13	at Toronto	W	95-90
14	Boston	W	97-83
18	at Sacramento	L	88-92
20	at Golden State	W	94-91
22	at L.A. Lakers	W	98-96
24	Orlando	L	83-102
25	at Chicago	W	95-90
27	at Boston	L	87-94
29	at Orlando	W	106-85
31	New Jersey	W	106-99

FEBRUARY

1	at Minnesota	W	109-99
3	at Dallas	W	98-87
4	Orlando	L	81-85
7	Utah	W	104-99
8	at Atlanta	L	87-97
10	at Memphis	L	92-98
11	Denver	L	109-113
14	Miami	L	90-105
15	at Cleveland	L	87-98
16	New Jersey	W	93-88
19	Charlotte	W	108-73
21	New Orleans	W	117-108
22	at Charlotte	W	102-88
28	Golden State	W	102-78
29	at Cleveland	L	96-100

MARCH

3	at New Orleans	W	102-84
5	at Chicago	L	72-92
6	Atlanta	L	96-101
10	at Miami	L	91-93 OT
11	at Orlando	L	94-107
13	Portland	W	92-75
14	Philadelphia	W	111-94
16	at New York	L	100-115
17	New York	L	88-102
20	L.A. Clippers	W	102-89
22	at Washington	W	85-83
23	Phoenix	L	111-113
24	at Milwaukee	W	125-104
26	Miami	W	105-90
28	at New Jersey	L	84-100
29	Washington	W	93-89
31	at San Antonio	L	103-112

APRIL

1	at Houston	W	104-102 OT
3	New York	W	112-104
4	at Washington	W	109-96
6	Oklahoma City	W	103-98
7	Boston	L	72-86
9	Toronto	W	103-98
11	at Cleveland	W	104-98 OT
13	Cleveland	W	102-83
14	at Milwaukee	W	105-99
16	Minnesota	W	111-88
17	at Philadelphia	W	102-97
19	Milwaukee	W	118-109
21	Philadelphia	L	106-109 OT
23	Detroit	W	103-97
25	Chicago	L	87-92

PLAYOFFS

First Round

28	Orlando	L	77-81
30	Orlando	W	93-78

MAY

2	at Orlando	W	97-74
5	at Orlando	W	101-99 OT
8	Orlando	W	105-87

Eastern Conference Semifinals

13	at Miami	L	86-95
15	at Miami	W	78-75
17	Miami	W	94-75
20	Miami	L	93-101
22	at Miami	L	83-115
24	Miami	L	93-105



2012-13

PLAYER	G	GS	MIN	3-POINT			FTM-FTA	PCT	OR	DR	TR	AST	PF-DQ	ST	TO	BKS	PTS	AVG	
				FGM	FGA	PCT													
Paul George	79	79	2972	493-1176	41.9	170-469	36.2	221-274	80.7	88	515	603	327	227-1	143	233	51	1377	17.4
David West	73	73	2435	502-1009	49.8	4-19	21.1	242-315	76.8	145	418	563	213	149-0	74	157	69	1250	17.1
George Hill	76	76	2620	386-871	44.3	130-353	36.8	174-213	81.7	47	237	284	355	134-0	81	116	26	1076	14.2
Roy Hibbert	79	79	2269	385-859	44.8	1-4	25.0	166-224	74.1	296	360	656	113	279-5	39	162	206	937	11.9
Lance Stephenson	78	72	2278	275-598	46.0	62-188	33.0	75-115	65.2	47	257	304	223	162-1	81	109	16	687	8.8
Gerald Green	60	7	1080	155-424	36.6	59-188	31.4	52-65	80.0	31	110	141	50	64-0	19	53	23	421	7.0
Tyler Hansbrough	81	8	1366	176-407	43.2	0-3	0.00	216-300	72.0	161	212	373	36	152-0	29	78	18	568	7.0
Danny Granger	5	0	74	10-35	28.6	2-10	20.0	5-8	62.5	3	6	9	3	6-0	2	4	1	27	5.4
Ian Mahinmi	80	2	1322	149-329	45.3	0-2	0.00	104-171	60.8	115	196	311	27	201-0	39	92	66	402	5.0
D.J. Augustin	76	5	1226	103-294	35.0	67-190	35.3	83-99	83.8	20	71	91	170	64-0	34	68	3	356	4.7
Orlando Johnson	51	0	619	72-180	40.0	36-94	38.3	23-32	71.9	20	90	110	47	51-0	11	29	9	243	4.0
Jeff Pendergraph	37	0	369	61-126	48.4	2-4	50.0	21-23	91.3	29	75	104	15	44-0	6	23	12	145	3.9
Sam Young	56	3	693	58-148	39.2	16-52	30.8	23-43	53.5	26	97	123	42	62-0	15	33	8	155	2.8
Ben Hansbrough	28	0	200	15-45	33.3	6-23	26.1	21-27	77.8	2	16	18	21	23-0	7	18	2	57	2.0
Dominic McGuire	2	1	12	0-3	0.00	0-0	—	0-2	0.00	1	1	2	1	0-0	0	0	0	0	0.0
Miles Plumlee	14	0	55	5-21	23.8	0-0	—	3-4	75.0	12	10	22	2	5-0	0	3	3	13	0.9
PACERS	81	-	19590	2845-6525	436	555-1599	347	1429-1915	.746	1043	2671	3714	1645	1623-7	580	1227	513	7674	94.7
OPPONENTS	81	-	19590	2797-6657	420	440-1344	327	1314-1728	.760	909	2401	3310	1555	1777-14	611	1096	459	7348	90.7

2012-13 (49-32)

OCTOBER

31 at Toronto W 90-88

NOVEMBER

2 at Charlotte L 89-90
 3 Sacramento W 106-98 2OT
 5 at San Antonio L 79-101
 7 at Atlanta L 86-89
 9 at Minnesota L 94-96
 10 Washington W 89-85
 13 Toronto L 72-74
 14 at Milwaukee L 85-99
 16 Dallas W 103-83
 18 at New York L 76-88
 19 at Washington W 96-89
 21 New Orleans W 115-107 OT
 23 San Antonio L 97-104
 27 at L.A. Lakers W 79-77
 30 at Sacramento W 97-92

DECEMBER

1 at Golden State L 92-103
 4 at Chicago W 80-76
 5 Portland W 99-92
 7 Denver L 89-92
 9 at Oklahoma City L 93-104
 12 Cleveland W 96-81
 14 Philadelphia W 95-85
 15 at Detroit W 88-77
 18 at Milwaukee L 93-98
 19 Utah W 104-84
 21 at Cleveland W 99-89
 22 at New Orleans W 81-75
 28 Phoenix W 97-91
 29 at Atlanta L 100-109
 31 Memphis W 88-83

JANUARY

2 Washington W 89-81
 4 at Boston L 75-94
 5 Milwaukee W 95-80
 8 Miami W 87-77
 10 New York W 81-76
 12 Charlotte W 96-88
 13 at Brooklyn L 86-97
 15 at Charlotte W 103-76
 16 at Orlando L 86-97
 18 Houston W 105-95
 21 at Memphis W 82-81
 23 at Portland L 80-100
 26 at Utah L 110-114 OT
 28 at Denver L 101-102
 30 Detroit W 98-79

FEBRUARY

1 Miami W 102-89
 4 Chicago W 111-101
 5 Atlanta W 114-103
 6 at Philadelphia W 88-69
 8 Toronto L 98-100 OT
 11 Brooklyn L 84-89 OT
 13 Charlotte W 101-77
 20 New York W 125-91
 22 Detroit W 114-82
 23 at Detroit W 90-72
 26 Golden State W 108-97
 28 L.A. Clippers L 91-99

MARCH

1 at Toronto W 93-81
 3 Chicago W 97-92
 6 Boston L 81-83
 8 at Orlando W 115-86
 10 at Miami L 91-105
 13 Minnesota W 107-91
 15 L.A. Lakers L 93-99
 16 at Philadelphia L 91-98
 18 at Cleveland W 111-90
 19 Orlando W 95-73
 22 Milwaukee W 102-78
 23 at Chicago L 84-87

25 Atlanta W 100-94
 27 at Houston W 100-91
 28 at Dallas W 103-78
 30 at Phoenix W 112-104

APRIL

1 at L.A. Clippers W 109-106
 5 Oklahoma City L 75-97
 6 at Washington L 85-104
 9 Cleveland W 99-94
 12 Brooklyn L 109-117
 14 at New York L 80-90
 16 at Boston Cancelled
 17 Philadelphia L 95-105

PLAYOFFS

First Round

21 Atlanta W 107-90
 24 Atlanta W 113-98
 27 at Atlanta L 69-90
 29 at Atlanta L 91-102

MAY

1 Atlanta W 106-83
 3 at Atlanta W 81-73

Eastern Conference Semifinals

5 at New York W 102-95
 7 at New York L 79-105
 11 New York W 82-71
 14 New York W 93-82
 16 at New York L 75-85
 18 New York W 106-99

Eastern Conference Finals

22 at Miami L 102-103 OT
 24 at Miami W 97-93
 26 Miami L 96-114
 28 Miami W 99-92
 30 at Miami L 79-90

JUNE

1 Miami W 91-77
 3 at Miami L 76-99



ALL-TIME RESULTS

2013-14

PLAYER	G	GS	MIN	3-POINT			FTM-FTA	PCT	OR	DR	TR	AST	PF-DQ	ST	TO	BKS	PTS	AVG	
				FGM-FGA	PCT	FGM-FGA													PCT
Paul George	80	80	2898	577-1362	424	182-500	364	401-464	864	64	478	542	283	198-0	151	224	22	1737	21.7
David West	80	80	2472	458-939	488	4-15	267	198-251	789	120	422	542	223	186-1	61	133	74	1118	14.0
Evan Turner	27	2	571	78-190	411	12-24	500	24-34	706	12	74	86	64	48-0	11	34	2	192	7.1
Lance Stephenson	78	78	2752	427-870	491	86-244	352	140-197	711	95	463	558	359	195-1	54	210	7	1080	13.8
Roy Hibbert	81	81	2409	331-754	439	2-5	400	207-269	770	202	336	538	91	269-4	29	148	182	871	10.8
George Hill	76	76	2434	272-616	442	95-260	365	142-176	807	53	230	283	265	158-0	75	92	23	781	10.3
Andrew Bynum	2	0	36	9-22	409	0-0	---	5-7	714	6	13	19	2	3-0	0	4	1	23	11.5
Danny Granger	29	2	653	80-223	359	31-94	330	51-53	962	24	81	105	33	41-0	9	36	13	242	8.3
Luis Scalo	82	2	1399	263-560	470	1-7	143	99-136	728	86	305	391	81	164-0	26	108	16	626	7.6
C.J. Watson	63	5	1193	146-334	437	53-145	366	69-88	784	19	82	101	107	66-0	60	60	8	414	6.6
Lavoy Allen	14	0	112	17-34	500	0-0	---	6-10	600	13	21	34	6	11-0	2	4	6	40	2.9
Chris Copeland	41	0	265	55-117	470	33-79	418	10-14	714	7	25	32	18	38-0	3	14	7	153	3.7
Ian Mahinmi	77	1	1248	91-189	481	0-1	000	90-145	621	107	150	257	24	207-1	41	58	72	272	3.5
Rasual Butler	50	2	378	51-110	464	26-62	419	8-14	571	6	35	41	17	30-0	7	11	9	136	2.7
Orlando Johnson	38	0	342	33-96	344	8-41	195	17-22	773	7	44	51	16	23-0	6	14	1	91	2.4
Donald Sloan	48	1	392	44-117	376	10-42	238	12-20	600	4	40	44	50	19-0	10	22	1	110	2.3
Solomon Hill	28	0	226	17-40	425	7-23	304	6-7	857	9	32	41	12	19-0	5	13	2	47	1.7
PACERS	82	-	19780	2948-6573	448	550-1542	357	1485-1907	779	834	2831	3665	1651	1675-7	550	1237	446	7933	96.7
OPPONENTS	82	-	19780	2850-6785	420	538-1561	345	1334-1768	755	855	2521	3376	1525	1793-6	593	1120	378	7572	92.3

2013-14 (56-26)

OCTOBER

29 Orlando W 97-87
30 at New Orleans W 95-90

NOVEMBER

2 Cleveland W 89-74
5 at Detroit W 99-91
6 Chicago W 97-80
8 Toronto W 91-84
9 at Brooklyn W 96-91
11 Memphis W 95-79
15 Milwaukee W 104-77
16 at Chicago L 94-110
20 at New York W 103-96 OT
22 at Boston W 97-82
23 Philadelphia W 106-98
25 Minnesota W 98-84
27 at Charlotte W 99-74
29 Washington W 93-73

DECEMBER

1 at L.A. Clippers W 105-100
2 at Portland L 102-106
4 at Utah W 95-86
7 at San Antonio W 111-100
8 at Oklahoma City L 94-118
10 Miami W 90-84
13 Charlotte W 99-94
16 Detroit L 96-101
18 at Miami L 94-97
20 Houston W 114-81
22 Boston W 106-79
23 at Brooklyn W 103-86
28 Brooklyn W 105-91
31 Cleveland W 91-76

JANUARY

1 at Toronto L 82-95
4 New Orleans W 99-82
5 at Cleveland W 82-78
7 Toronto W 86-79

8 at Atlanta L 87-97
10 Washington W 93-66
14 Sacramento W 116-92
16 New York W 117-89
18 L.A. Clippers W 106-92
20 at Golden State W 102-94
22 at Phoenix L 100-124
24 at Sacramento W 116-111 OT
25 at Denver L 96-109
28 at L.A. Lakers W 104-92
30 Phoenix L 94-102

FEBRUARY

1 Brooklyn W 97-96
3 Orlando W 98-79
4 at Atlanta W 89-85
7 Portland W 118-113 OT
9 at Orlando L 92-93
10 Denver W 119-80
12 Dallas L 73-81
18 Atlanta W 108-98
19 at Minnesota L 91-104
22 at Milwaukee W 110-100
25 L.A. Lakers W 118-98
27 Milwaukee W 101-96

MARCH

1 at Boston W 102-97
2 Utah W 94-91
4 Golden State L 96-98
5 at Charlotte L 87-109
7 at Houston L 86-112
9 at Dallas L 94-105
11 Boston W 94-83
14 at Philadelphia W 101-94
15 at Detroit W 112-104 OT
17 Philadelphia W 99-90
19 at New York L 86-92
21 Chicago W 91-79
22 at Memphis L 71-82
24 at Chicago L 77-89

26 Miami W 84-83
28 at Washington L 78-91
30 at Cleveland L 76-90
31 San Antonio L 77-103

APRIL

2 Detroit W 101-94
4 at Toronto L 94-102
6 Atlanta L 88-107
9 at Milwaukee W 104-102
11 at Miami L 86-98
13 Oklahoma City W 102-97
16 at Orlando W 101-86

PLAYOFFS

First Round

19 Atlanta L 93-101
22 Atlanta W 101-85
24 at Atlanta L 85-98
26 at Atlanta W 91-88
28 Atlanta L 97-107

MAY

1 at Atlanta W 95-88
3 Atlanta W 92-80

Eastern Conference Semifinals

5 Washington L 96-102
7 Washington W 86-82
9 at Washington W 85-63
11 at Washington W 95-92
13 Washington L 79-102
15 at Washington W 93-80

Eastern Conference Finals

18 Miami W 107-96
20 Miami L 83-87
24 at Miami L 87-99
26 at Miami W 90-102
28 Miami W 93-90
30 at Miami L 92-117

ALL-TIME RESULTS



2014-15

PLAYER	G	GS	MIN	3-POINT			FTM-FTA	PCT	OR	DR	TR	AST	PF-DQ	ST	TO	BKS	PTS	AVG	
				FGM-FGA	PCT	PCT													
George Hill	43	36	1267	255-535	477	69-193	358	113-143	.790	25	154	179	220	111-1	44	69	14	692	16.1
C.J. Miles	70	40	1841	329-827	398	154-446	345	130-161	.807	18	196	214	75	132-0	60	73	26	942	13.5
Rodney Stuckey	71	36	1874	332-754	440	55-141	390	177-216	.819	36	212	248	219	131-0	56	118	10	896	12.6
David West	66	66	1895	323-686	471	4-20	200	119-161	.739	108	341	449	223	160-0	48	120	48	769	11.7
Roy Hibbert	76	76	1926	317-710	446	0-2	000	168-204	.824	156	384	540	84	216-2	18	107	125	802	10.6
A.J. Price	10	0	193	39-89	438	15-39	385	12-18	.667	2	12	14	27	9-0	4	10	0	105	10.5
C.J. Watson	57	21	1422	181-417	434	70-175	400	138-167	.826	18	145	163	208	107-0	57	100	9	570	10.0
Luis Scola	81	16	1659	300-642	467	5-20	250	158-226	.699	138	388	526	105	192-0	47	94	18	763	9.4
Solomon Hill	82	78	2381	251-634	396	68-208	327	159-193	.824	70	244	314	184	177-0	66	115	18	729	8.9
Paul George	6	0	91	18-49	367	9-22	409	8-11	.727	4	18	22	6	11-0	5	12	1	53	8.8
Donald Sloan	53	21	1107	145-355	408	41-131	313	60-77	.779	12	131	143	190	47-0	23	65	0	391	7.4
Chris Copeland	50	10	828	112-310	361	52-167	311	33-45	.733	23	88	111	51	78-0	11	59	11	309	6.2
Lavoy Allen	63	0	1070	141-299	472	0-0	---	33-47	.702	123	200	323	73	102-0	15	40	42	315	5.0
Damjan Rudez	68	2	1047	119-263	452	69-170	406	16-23	.696	8	39	47	53	79-0	16	47	5	323	4.8
Ian Mahinmi	61	6	1146	117-212	552	0-0	---	31-102	.304	105	251	356	33	172-1	30	59	46	265	4.3
S. Whittington	20	0	108	19-42	452	1-6	167	18-23	.783	10	19	29	6	18-0	5	5	2	57	2.9
PACERS	82	-	19855	2998-6824	439	612-1740	352	1373-1817	.756	856	2822	3678	1757	1742-4	505	1147	375	7981	97.3
OPPONENTS	82	-	19855	2949-6784	435	591-1713	345	1469-1951	.753	800	2704	3504	1633	1754-11	617	1045	386	7958	97.0

2014-15 (38-44)

OCTOBER

29 Philadelphia W 103-91
31 Memphis L 89-97

NOVEMBER

1 at Atlanta L 92-102
4 Milwaukee L 81-87
5 at Washington L 94-96 OT
7 at Boston L 98-101
8 Washington L 90-97
10 Utah W 97-86
12 at Miami W 81-75
14 Denver L 87-108
15 at Chicago W 99-90
19 Charlotte W 88-86
22 Phoenix L 83-106
24 at Dallas W 111-100
26 at San Antonio L 100-106
28 Orlando W 98-83
29 at Cleveland L 97-109

DECEMBER

2 at Phoenix L 99-116
4 at Portland L 82-88
5 at Sacramento L 101-102 OT
8 Atlanta L 92-108
10 L.A. Clippers L 96-103
12 at Toronto L 94-106
13 Portland L 85-95
15 L.A. Lakers W 110-91
17 at L.A. Clippers L 100-102
20 at Denver L 73-76
21 at Minnesota W 100-96
23 New Orleans W 96-84
26 at Detroit L 109-119
27 at Brooklyn W 110-85
29 Chicago L 90-92
31 Miami W 106-95

JANUARY

2 at Milwaukee W 94-91
4 at L.A. Lakers L 87-88
5 at Utah W 105-101
7 at Golden State L 102-117
9 Boston W 107-103 OT
10 at Philadelphia L 92-93
13 Minnesota L 101-110
16 Detroit L 96-98
17 at Charlotte L 71-80 OT
19 at Houston L 98-110
21 at Atlanta L 91-110
23 at Miami L 87-89
25 at Orlando W 106-99
27 Toronto L 91-104
29 New York W 103-82
31 Sacramento L 94-99

FEBRUARY

4 Detroit W 114-109
6 Cleveland W 103-99
8 at Charlotte W 103-102
9 San Antonio L 93-95
11 at New Orleans W 106-93
20 at Philadelphia W 106-95
22 Golden State W 104-98
24 at Oklahoma City L 92-105
27 Cleveland W 93-86

MARCH

1 Philadelphia W 94-74
4 New York W 105-82
6 Chicago W 98-84
7 at New York W 92-86
10 Orlando W 118-86
12 Milwaukee W 109-103 OT
14 Boston L 89-93
16 Toronto L 98-117
18 at Chicago L 86-103
20 at Cleveland L 92-95
21 Brooklyn L 111-123
23 Houston L 100-110
25 at Washington W 103-101
26 at Milwaukee L 107-111
29 Dallas W 104-99
31 at Brooklyn L 106-111

APRIL

1 at Boston L 87-100
3 Charlotte W 93-74
5 Miami W 112-89
8 at New York W 102-86
10 at Detroit W 107-103
12 Oklahoma City W 116-104
14 Washington W 99-95 20T
15 at Memphis L 83-95



ALL-TIME RESULTS

2015-16

PLAYER	G	GS	MIN	3-POINT			FTM-FTA	PCT	OR	DR	TR	AST	PF-DQ	ST	TO	BKS	PTS	AVG	
				FGM-FGA	PCT	FGM-FGA													PCT
Paul George	81	81	2819	605-1449	418	210-566	371	454-528	860	79	484	563	329	230-1	152	265	29	1874	23.1
Monta Ellis	81	81	2734	436-1021	427	87-282	309	162-206	786	42	229	271	383	174-0	150	203	37	1121	13.8
George Hill	74	73	2524	326-739	441	128-314	408	114-150	760	58	240	298	259	149-0	83	101	17	894	12.1
C.J. Miles	64	24	1464	259-634	409	142-387	367	93-124	750	25	150	175	63	142-0	53	70	29	753	11.8
Myles Turner	60	30	1367	264-530	498	3-14	214	88-121	727	68	264	332	41	158-1	25	67	86	619	10.3
Ian Mahinmi	71	71	1816	264-448	589	0-0	---	132-225	587	138	369	507	104	220-4	65	100	75	660	9.3
Rodney Stuckey	58	1	1275	183-443	413	20-83	241	131-158	829	19	137	156	142	77-0	43	76	8	517	8.9
Jordan Hill	73	11	1513	278-549	506	0-1	0.00	89-125	712	156	295	451	87	155-0	36	92	37	645	8.8
Ty Lawson	13	1	235	28-67	418	5-14	357	3-6	500	6	25	31	57	16-0	10	13	1	64	4.9
Lavoy Allen	79	28	1599	191-370	516	0-0	---	46-73	630	162	262	424	76	147-1	26	69	42	428	5.4
Chase Budinger	49	2	729	81-194	418	20-69	290	34-48	708	31	90	121	49	46-0	29	31	9	216	4.4
Solomon Hill	59	3	866	93-208	447	24-74	324	36-42	857	39	127	166	57	68-0	37	33	11	246	4.2
Rakeem Christmas	1	0	6	2-2	1.000	0-0	---	0-0	---	1	0	1	0	1-0	0	0	0	4	4.0
Glenn Robinson III	45	4	508	65-151	430	14-37	378	27-39	692	12	56	68	26	21-0	17	18	9	171	3.8
Joe Young	41	0	384	62-169	367	10-46	217	20-25	800	6	44	50	65	30-0	15	33	0	154	3.8
Shayne Whittington	7	0	41	5-11	455-	0-2	0.00	1-2	500	5	7	12	3	7-0	1	5	1	11	1.6
PACERS	82	-	19880	3142-6985	450	663-1889	351	1430-1872	764	847	2779	3626	1741	1641-7	742	1219	391	8377	102.2
OPPONENTS	82	-	19880	3065-6962	440	679-2035	334	1428-1901	751	877	2774	3651	1707	1676-10	634	1297	366	8237	100.5

2015-16 (45-37)

OCTOBER

28 at Toronto	L	99-106
29 Memphis	L	103-112
31 Utah	L	76-97

NOVEMBER

3 at Detroit	W	94-82
4 Boston	W	100-98
6 Miami	W	90-87
8 at Cleveland	L	97-101
9 Orlando	W	97-84
11 at Boston	W	102-91
13 Minnesota	W	107-103
16 at Chicago	L	95-96
18 at Philadelphia	W	112-85
21 Milwaukee	W	123-86
24 at Washington	W	123-106
27 Chicago	W	104-92
29 at L.A. Lakers	W	107-103

DECEMBER

2 at L.A. Clippers	W	103-91
3 at Portland	L	111-123
5 at Utah	L	119-122 OT
8 Golden State	L	123-131
11 Miami	W	96-83
12 at Detroit	L	96-118
14 Toronto	W	106-90
16 Dallas	W	107-81
18 Brooklyn	W	104-97
19 at Memphis	L	84-96
21 at San Antonio	L	92-106
23 Sacramento	L	106-108
26 at Minnesota	W	102-88
28 Atlanta	W	93-87
30 at Chicago	L	100-102 OT
31 Milwaukee	L	116-120

JANUARY

2 Detroit	W	94-82
4 at Miami	L	100-103 OT
6 at Orlando	W	95-86
8 at New Orleans	W	91-86
10 at Houston	L	103-107 OT
12 Phoenix	W	116-97
13 at Boston	L	94-103
15 Washington	L	104-118
17 at Denver	L	126-129
19 at Phoenix	W	97-94
22 at Golden State	L	110-122
23 at Sacramento	L	97-108
26 L.A. Clippers	L	89-91
28 Atlanta	W	111-92
30 Denver	W	109-105 OT

FEBRUARY

1 Cleveland	L	106-111 OT
3 at Brooklyn	W	114-100
5 at Atlanta	L	96-102
6 Detroit	W	112-104
8 L.A. Lakers	W	89-87
10 Charlotte	L	95-117
19 at Oklahoma City	W	101-98
21 at Orlando	W	105-102
22 at Miami	L	93-101 OT
24 New York	W	108-105
26 Charlotte	L	95-96
28 Portland	L	102-111
29 at Cleveland	L	96-100

MARCH

2 at Milwaukee	W	104-99
4 at Charlotte	L	101-108
5 at Washington	W	100-99
7 San Antonio	W	99-91
12 at Dallas	W	112-105
13 at Atlanta	L	75-104
15 Boston	W	103-98
17 Toronto	L	94-101 OT
19 Oklahoma City	L	111-115
21 Philadelphia	W	91-75
24 New Orleans	W	92-84
26 at Brooklyn	L	110-120
27 Houston	W	104-101
29 Chicago	L	96-98
31 Orlando	L	94-114

APRIL

2 at Philadelphia	W	115-102
3 at New York	W	92-87
6 Cleveland	W	123-109
8 at Toronto	L	98-111
10 Brooklyn	W	129-105
12 New York	W	102-90
13 at Milwaukee	W	97-92

PLAYOFFS

First Round

16 at Toronto	W	100-90
18 at Toronto	L	87-98
21 Toronto	L	85-101
23 Toronto	W	100-83
26 at Toronto	L	99-102
29 Toronto	W	101-83

MAY

1 at Toronto	L	84-89
--------------	---	-------



2016-17

PLAYER	G	GS	MIN	3-POINT			FTM-FTA	PCT	OR	DR	TR	AST	PF-DO	ST	TO	BKS	PTS	AVG	
				FGM-FGA	PCT	FGM-FGA													
Paul George	75	75	2689	622-1348	46.1	195-496	39.3	336-374	898	58	434	492	251	206-2	119	220	27	1775	23.7
Jeff Teague	82	82	2657	402-909	44.2	90-252	35.7	360-415	867	33	297	330	639	165-1	100	216	32	1254	15.3
Myles Turner	81	81	2541	444-869	51.1	40-115	34.8	245-303	809	139	450	589	106	262-2	74	105	172	1173	14.5
Thaddeus Young	74	74	2237	362-687	52.7	45-118	38.1	45-86	523	131	317	448	122	135-1	113	95	29	814	11.0
C.J. Miles	76	29	1776	281-647	43.4	169-409	41.3	84-93	903	30	199	229	48	151-1	46	40	25	815	10.7
Monta Ellis	74	33	1998	247-557	44.3	43-135	31.9	93-128	727	19	185	204	236	149-0	78	135	27	630	8.5
Al Jefferson	66	1	931	235-471	49.9	0-1	0.00	65-85	765	75	203	278	57	125-0	19	33	16	535	8.1
Rodney Stuckey	39	0	696	91-244	37.3	19-60	31.7	80-107	748	6	78	84	84	44-0	16	53	0	281	7.2
Lance Stephenson	6	0	132	18-44	40.9	5-8	62.5	2-3	66.7	1	23	24	25	12-0	3	11	2	43	7.2
Glenn Robinson III	69	27	1427	158-338	46.7	49-125	39.2	54-76	711	57	189	246	47	63-0	41	37	20	419	6.1
Aaron Brooks	65	0	894	121-300	40.3	48-128	37.5	32-40	800	18	51	69	125	93-0	25	66	9	322	5.0
Kevin Seraphin	49	3	559	109-198	55.1	0-2	0.00	14-22	636	41	101	142	23	66-0	7	29	20	232	4.7
Lavoy Allen	61	5	871	77-168	45.8	0-1	0.00	23-33	697	105	114	219	57	78-0	18	29	24	177	2.9
Joe Young	33	0	135	26-72	36.1	5-23	21.7	11-15	733	1	16	17	15	5-0	4	5	0	68	2.1
Rakeem Christmas	29	0	219	19-43	44.2	0-0	---	21-29	724	26	30	56	4	37-0	3	8	6	59	2.0
Georges Niang	23	0	93	9-36	25.0	1-12	0.83	2-21	000	2	15	17	5	6-0	3	5	0	21	0.9
PACERS	82	-	19855	3221-6931	46.5	709-1885	37.6	1467-1811	81.0	742	2702	3444	1844	1597-7	669	1130	409	8618	105.1
OPPONENTS	82	-	19855	3115-6909	45.1	849-2389	35.5	1557-1974	78.9	879	2751	3630	1832	1599-8	661	1225	407	8636	105.3

2016-17 (42-40)

OCTOBER

26 Dallas	W	130-121	OT
28 at Brooklyn	L	94-103	
29 at Chicago	L	101-118	

NOVEMBER

1 LA Lakers	W	115-108	
3 at Milwaukee	L	107-125	
5 Chicago	W	111-94	
7 at Charlotte	L	100-122	
9 Philadelphia	W	122-115	OT
11 at Philadelphia	L	105-109	OT
12 Boston	L	99-105	
14 Orlando	W	88-69	
16 Cleveland	W	103-93	
18 Phoenix	L	96-116	
20 at Oklahoma City	W	115-111	OT
21 Golden State	L	83-120	
23 Atlanta	L	85-96	
25 Brooklyn	W	118-97	
27 LA Clippers	W	91-70	
30 at Portland	L	109-131	

DECEMBER

4 at LA Clippers	W	111-102	
5 at Golden State	L	106-142	
7 at Phoenix	W	109-94	
9 at Dallas	L	103-111	
10 Portland	W	118-111	
12 Charlotte	W	110-94	
14 at Miami	L	89-95	
15 at New Orleans	W	95-102	
17 at Detroit	W	105-90	
19 Washington	W	107-105	
20 at New York	L	111-118	
22 Boston	L	102-109	
26 at Chicago	L	85-90	
28 at Washington	L	105-111	
30 Chicago	W	111-101	

JANUARY

1 Orlando	W	117-104	
3 at Detroit	W	121-116	
5 Brooklyn	W	121-109	
7 New York	W	123-109	
12 at Denver ¹	L	112-140	
16 New Orleans	W	98-95	
18 at Sacramento	W	106-100	
20 at LA Lakers	L	95-108	
21 at Utah	L	100-109	
23 New York	L	103-109	
26 at Minnesota	W	109-103	
27 Sacramento	W	115-111	OT
29 Houston	W	120-101	

FEBRUARY

1 at Orlando	W	98-88	
3 at Brooklyn	W	106-97	
4 Detroit	W	105-84	
6 Oklahoma City	W	93-90	
8 Cleveland	L	117-132	
10 at Washington	L	107-112	
11 Milwaukee	L	100-116	
13 San Antonio	L	106-110	
15 at Cleveland	L	104-113	
16 Washington	L	98-111	
24 Memphis	W	102-92	
25 at Miami	L	95-113	
27 at Houston	W	117-108	

MARCH

1 at San Antonio	L	99-100	
5 at Atlanta	W	97-96	
6 at Charlotte	L	88-100	
8 Detroit	W	115-98	
10 at Milwaukee	L	85-99	
12 Miami	W	102-98	
14 at New York	L	81-87	
15 Charlotte	W	98-77	
19 at Toronto	L	91-116	
20 Utah	W	107-100	
22 at Boston	L	100-109	
24 Denver	L	117-125	
26 Philadelphia	W	107-94	
28 Minnesota	L	114-115	
29 at Memphis	L	97-110	
31 at Toronto	L	100-111	

APRIL

2 at Cleveland	L	130-135	20T
4 Toronto	W	108-90	
6 Milwaukee	W	104-89	
8 at Orlando	W	127-112	
10 at Philadelphia	W	120-111	
12 Atlanta	W	104-86	

PLAYOFFS

First Round

15 at Cleveland	L	108-109
17 at Cleveland	L	111-117
20 Cleveland	L	114-119
23 Cleveland	L	102-106

¹ O2 Arena, London, England



ALL-TIME RESULTS

2017-18

PLAYER	G	GS	MIN	3-POINT			FTM-FTA	PCT	OR	DR	TR	AST	PF	DQ	ST	TO	BKS	PTS	AVG
				FGM	FGA	PCT													
Victor Oladipo	75	75	2552	640-1342	477	161-434	371	294-368	799	47	343	390	323	175-0	177	219	57	1735	23.1
Bojan Bogdanovic	80	80	2465	404-852	474	155-386	402	178-205	868	30	240	270	119	129-0	55	106	8	1141	14.3
Myles Turner	65	62	1836	306-639	479	56-157	357	160-206	777	93	324	417	87	186-0	38	96	118	828	12.7
Darren Collison	69	64	2018	316-638	495	96-205	468	127-144	882	37	141	178	368	122-0	92	86	15	855	12.4
Thaddeus Young	81	81	2607	421-864	487	58-181	320	55-92	598	184	328	512	152	175-0	135	105	36	955	11.8
Domantas Sabonis	74	19	1812	340-661	514	13-37	351	168-224	750	165	407	572	151	220-2	40	137	32	861	11.6
Lance Stephenson	82	7	1850	303-709	427	67-232	289	84-127	661	62	362	424	235	177-0	46	131	17	757	9.2
Cory Joseph	82	17	2210	256-604	424	67-190	353	70-94	745	39	224	263	260	141-0	80	87	18	649	7.9
Al Jefferson	36	1	484	111-208	534	0-3	0.00	30-36	833	30	113	143	30	66-1	16	21	23	252	7.0
Trevor Booker	17	1	269	39-84	464	3-14	214	10-11	909	32	45	77	17	26-0	4	9	5	91	5.4
Glenn Robinson III	23	1	338	36-85	424	14-34	412	9-11	818	11	26	37	17	14-0	13	5	1	95	4.1
Joe Young	53	1	558	80-186	430	25-66	379	22-29	759	12	51	63	39	39-0	14	26	1	207	3.9
T.J. Leaf	53	0	458	64-136	471	18-42	429	10-16	625	29	53	82	9	45-0	5	10	4	156	2.9
Edmond Sumner	1	0	2	1-1	1.000	0-0	---	0-0	---	0	1	1	0	0-0	0	0	0	2	2.0
Damien Wilkins	19	1	152	13-39	333	4-18	222	3-4	750	5	11	16	9	7-0	2	5	1	33	1.7
Ike Anigboagu	11	0	30	4-9	444	0-0	---	5-6	833	5	4	9	0	1-0	1	2	3	13	1.2
Alex Poythress	25	0	104	11-26	423	4-11	364	0-0	---	7	10	17	2	16-0	3	2	1	26	1.0
Trey McKinney-Jones	1	0	1	0-0	---	0-0	---	0-0	---	0	0	0	0	0-0	0	0	0	0	0.0
Ben Moore	2	0	9	0-0	---	0-0	---	0-0	---	0	1	1	1	4-0	0	0	0	0	0.0
PACERS	82	-	19755	3345-7083	472	741-2010	369	1225-1573	779	788	2684	3472	1819	1544-3	721	1088	340	8656	105.6
OPPONENTS	82	-	19755	3230-6953	465	870-2496	349	1213-1602	757	838	2685	3523	1905	1514-5	577	1271	428	8543	104.2

2017-18 (48-34)

OCTOBER

18 Brooklyn	W	140-131
20 Portland	L	96-114
21 at Miami	L	108-112
24 at Minnesota	W	130-107
25 at Oklahoma City	L	96-114
29 San Antonio	W	97-94
31 Sacramento	W	101-83

NOVEMBER

1 at Cleveland	W	124-107
3 at Philadelphia	L	110-121
5 at New York	L	101-108
7 New Orleans	L	112-117
8 at Detroit	L	97-114
10 at Chicago	W	105-87
12 Houston	L	95-118
15 at Memphis	W	116-113
17 Detroit	W	107-100
19 at Miami	W	120-95
20 at Orlando	W	105-97
24 Toronto	W	107-104
25 Boston	L	98-108
27 Orlando	W	121-109
29 at Houston	L	97-118

DECEMBER

1 at Toronto	L	115-120
4 New York	W	115-97
6 Chicago	W	98-96
8 Cleveland	W	106-102
10 Denver	W	126-116 (OT)
13 Oklahoma City	L	95-100
15 Detroit	L	98-104
17 at Brooklyn	W	109-97

JANUARY

18 Boston	L	111-112
20 at Atlanta	W	105-95
23 Brooklyn	W	123-119 (OT)
26 at Detroit	L	83-107
27 Dallas	L	94-98
29 at Chicago	L	107-119
31 Minnesota	L	90-107
3 at Milwaukee	L	101-122
6 Chicago	W	125-86
8 Milwaukee	W	109-96
10 Miami	L	106-114
12 Cleveland	W	97-95
14 at Phoenix	W	120-97
15 at Utah	W	109-94
18 at Portland	L	86-100
19 at L.A. Lakers	L	86-99
21 at San Antonio	W	94-86
24 Phoenix	W	116-101
26 at Cleveland	L	108-115
27 Orlando	W	114-112
29 Charlotte	W	105-96
31 Memphis	W	105-101

FEBRUARY

2 at Charlotte	L	126-133
3 Philadelphia	W	100-92
5 Washington	L	102-111
9 at Boston	W	97-91
11 New York	W	121-113
14 at Brooklyn	W	108-103
23 Atlanta	W	116-93
26 at Dallas	L	103-109
28 at Atlanta	L	102-107

MARCH

2 at Milwaukee	W	103-96
4 at Washington	W	98-95
5 Milwaukee	W	92-89
7 Utah	L	84-104
9 Atlanta	W	112-87
11 at Boston	W	99-97
13 at Philadelphia	W	101-98
15 Toronto	L	99-106
17 at Washington	L	102-109
19 L.A. Lakers	W	110-100
21 at New Orleans	L	92-96
23 L.A. Clippers	W	109-104
25 Miami	W	113-107 (OT)
27 at Golden State	W	92-81
29 at Sacramento	W	106-103

APRIL

1 at L.A. Clippers	W	111-104
3 at Denver	L	104-107
5 Golden State	W	126-106
6 at Toronto	L	73-92
8 at Charlotte	W	123-117
10 Charlotte	L	93-119

PLAYOFFS

First Round

15 at Cleveland	W	98-80
18 at Cleveland	L	97-100
20 Cleveland	W	92-90
22 Cleveland	L	100-104
25 at Cleveland	L	95-98
27 Cleveland	W	121-87
29 at Cleveland	L	101-105



2018-19

PLAYER	G	GS	MIN	3-POINT			FTM-FTA	PCT	OR	DR	TR	AST	PF	DQ	ST	TO	BKS	PTS	AVG
				FGM	FGA	PCT													
Victor Oladipo	36	36	1147	249-588	423	74-216	343	103-141	730	21	181	202	186	72-0	60	82	11	675	18.8
Bojan Bogdanovic	81	81	2573	522-1051	497	164-386	425	246-305	807	33	300	333	161	138-1	69	134	1	1454	18.0
Domantas Sabonis	74	5	1838	413-700	590	9-17	529	208-291	715	186	504	690	212	239-3	48	160	30	1043	14.1
Myles Turner	74	74	2119	380-780	487	76-196	388	148-201	736	101	430	531	115	195-0	60	100	199	984	13.3
Thaddeus Young	81	81	2489	443-841	527	51-146	349	87-135	644	1-92	331	523	204	194-2	123	123	36	1024	12.6
Wesley Matthews	23	23	725	81-210	386	48-130	369	41-48	854	11	54	65	55	56-0	20	31	4	251	10.9
Darren Collison	76	76	2143	308-659	467	79-194	407	158-190	832	36	196	232	459	138-0	110	125	9	853	11.2
Tyreke Evans	69	18	1402	257-660	389	77-216	356	115-160	719	33	168	201	166	118-0	58	118	18	706	10.2
Doug McDermott	77	1	1340	207-422	491	84-206	408	66-79	835	17	92	109	67	104-0	18	42	8	564	7.3
Cory Joseph	82	9	2063	226-548	412	55-171	322	30-43	698	39	240	279	321	131-0	94	80	22	537	6.5
Aaron Holiday	50	0	646	105-262	401	43-127	339	41-50	820	5	62	67	87	70-0	21	40	13	294	5.9
T.J. Leaf	58	1	522	99-183	541	8-31	258	19-31	613	43	82	125	24	35-0	9	12	19	225	3.9
Kyle O'Quinn	45	3	371	69-136	507	1-12	083	17-21	810	29	90	119	56	68-0	9	31	25	156	3.5
Edmond Sumner	23	2	210	22-64	344	7-27	259	15-24	625	9	15	24	10	26-0	12	10	5	66	2.9
Davon Reed	10	0	47	5-12	417	2-4	500	0-0	---	2	4	6	3	3-0	1	1	0	12	1.2
Alize Johnson	14	0	64	4-16	250	1-2	500	4-8	500	4	15	19	1	7-0	1	0	3	13	0.9
Ike Anigbogu	3	0	6	0-3	000	0-0	---	0-0	---	1	2	3	1	0-0	0	1	1	0	0.0
Pacers	82	-	19705	3390-7135	475	779-2081	374	1298-1727	752	762	2766	3528	2128	1594-6	713	1122	404	8857	108.0
OPPONENTS	82	-	19705	3177-7059	450	932-2633	354	1298-1718	756	862	2718	3580	2006	1642-6	608	1284	425	8584	104.7

2018-19 (48-34)

OCTOBER

17 Memphis	W	111-83
19 at Milwaukee	L	101-118
20 Brooklyn	W	132-112
22 at Minnesota	L	91-101
24 at San Antonio	W	116-96
27 at Cleveland	W	119-107
29 Portland	L	93-103
31 at New York	W	107-101

NOVEMBER

2 at Chicago	W	107-105
3 Boston	W	102-101
5 Houston	L	94-98
7 Philadelphia	L	94-100
9 at Miami	W	110-102
11 at Houston	L	103-115
16 Miami	W	99-91
17 Atlanta	W	97-89
19 Utah	W	121-94
21 at Charlotte	L	109-127
23 San Antonio	L	100-111
26 at Utah	W	121-88
27 at Phoenix	W	109-104
29 at L.A. Lakers	L	96-104

DECEMBER

1 at Sacramento	L	110-111
4 Chicago	W	96-90
7 at Orlando	W	112-90
8 Sacramento	W	107-97
10 Washington	W	109-101
12 Milwaukee	W	113-97
14 at Philadelphia	W	113-101
16 New York	W	110-99
18 Cleveland	L	91-92

19 at Toronto

L	96-99	
21 at Brooklyn	W	114-106
23 Washington	W	105-89
26 at Atlanta	W	129-121
28 Detroit	W	125-88
31 Atlanta	W	116-108

JANUARY

4 at Chicago	W	119-116 [OT]
6 at Toronto	L	105-121
8 at Cleveland	W	123-115
9 at Boston	L	108-135
11 at New York	W	121-106
15 Phoenix	W	131-97
17 Philadelphia	L	96-120
19 Dallas	W	111-99
20 Charlotte	W	120-95
23 Toronto	W	110-106
26 at Memphis	L	103-106
28 Golden State	L	100-132
30 at Washington	L	89-107
31 at Orlando	L	100-107

FEBRUARY

2 at Miami	W	95-88
4 at New Orleans	W	109-107
5 L.A. Lakers	W	136-94
7 L.A. Clippers	W	116-92
9 Cleveland	W	105-90
11 Charlotte	W	99-90
13 Milwaukee	L	97-106
22 New Orleans	W	126-111
23 at Washington	W	119-112
25 at Detroit	L	109-113
27 at Dallas	L	101-110
28 Minnesota	W	122-115

MARCH

2 Orlando	L	112-117
5 Chicago	W	105-96
7 at Milwaukee	L	98-117
10 at Philadelphia	L	89-106
12 New York	W	103-98
14 Oklahoma City	W	108-106
16 at Denver	L	100-102
18 at Portland	L	98-106
19 at L.A. Clippers	L	109-115
21 at Golden State	L	89-112
24 Denver	W	124-88
27 at Oklahoma City	L	99-107
29 at Boston	L	112-114
30 Orlando	L	116-121

APRIL

1 Detroit	W	111-102
3 at Detroit	W	108-89
5 Boston	L	97-117
7 Brooklyn	L	96-108
10 at Atlanta	W	135-134

PLAYOFFS

First Round

14 at Boston	L	74-84
17 at Boston	L	91-99
19 Boston	L	96-104
21 Boston	L	106-110



ALL-TIME RESULTS

2019-20

PLAYER	G	GS	MIN	3-POINT			FTM-FTA	PCT	OR	DR	TR	AST	PF	DD	ST	TO	BKS	PTS	AVG				
				FGM	FGA	PCT																	
T.J. Warren	67	67	2203	534	987	536	91-226	403	167	204	819	68	212	280	99	187-2	78	84	34	1326	19.8		
Domantas Sabonis	62	62	2159	458	848	540	17-67	254	214	296	723	189	582	771	310	195-3	47	170	30	1147	18.5		
Malcolm Brogdon	54	54	1666	326	744	438	75-230	326	166	186	892	46	216	262	381	98-0	35	131	10	893	16.5		
Victor Oladipo	19	16	528	97	246	394	33-104	317	48	59	814	9	66	75	56	36-0	17	47	4	275	14.5		
Jeremy Lamb	46	42	1291	216	479	451	53-158	335	92	110	836	24	176	200	96	104-0	55	50	22	577	12.5		
Myles Turner	62	62	1826	268	587	457	86-250	344	127	169	751	86	321	407	72	166-2	46	85	132	749	12.1		
Doug McDermott	69	0	1372	267	547	488	128-294	435	48	58	828	26	148	174	78	117-0	12	42	5	710	10.3		
Aaron Holiday	66	33	1617	233	563	414	87-221	394	74	87	851	22	134	156	225	120-0	55	88	16	627	9.5		
Justin Holiday	73	6	1826	208	486	428	134-331	405	53	67	791	32	206	238	93	137-0	87	44	46	603	8.3		
T.J. McConnell	71	3	1326	212	411	516	5-17	294	35	42	833	38	151	189	355	73-0	56	100	11	464	6.5		
Edmond Sumner	31	3	447	61	142	430	14-53	264	16	29	552	11	35	46	55	44-0	15	22	9	152	4.9		
JaKarr Sampson	34	12	471	68	115	591	2-13	154	18	27	667	20	68	88	21	64-0	16	15	12	156	4.6		
Goga Bitadze	54	2	471	70	150	467	8-42	190	24	33	727	25	81	106	23	65-2	10	28	37	172	3.2		
TJ Leaf	28	1	222	36	86	419	5-18	278	7	16	438	23	48	71	9	22-1	10	8	4	84	3.0		
Naz Mitrou-Long	5	0	47	6	17	353	2-12	167	0	0	---	0	7	7	8	2-0	1	3	1	14	2.8		
Alize Johnson	17	1	118	12	29	414	3-8	375	7	10	700	16	32	48	7	12-0	3	7	2	34	2.0		
Brian Bowen II	6	1	31	3	10	300	0-2	000	0	0	---	1	6	7	0	3-0	0	1	1	6	1.0		
PACERS	73	-	17620	3075	6457	476	743	2046	363	1096	1393	787	636	2489	3125	1888	1445	10543	967	376	7989	109.4	
OPPONENTS	73	-	17620	2883	6459	446	837	2455	341	1243	1577	788	757	2545	3302	1686	1373	8	504	1071	335	7846	107.5

2019-20 (45-28)

OCTOBER

23 Detroit	L	110-119
26 at Cleveland	L	99-110
28 at Detroit	L	94-96
30 at Brooklyn	W	118-108

NOVEMBER

1 Cleveland	W	102-95
3 Chicago	W	108-95
5 at Charlotte	L	120-122 (OT)
6 Washington	W	121-106
8 Detroit	W	112-106
10 at Orlando	W	109-102
12 Oklahoma City	W	111-85
15 at Houston	L	102-111
16 Milwaukee	L	83-102
18 at Brooklyn	W	115-86
23 Orlando	W	111-106
25 Memphis	W	126-114
27 Utah	W	121-102
29 Atlanta	W	105-104 (OT)
30 at Philadelphia	L	116-119

DECEMBER

2 at Memphis	W	117-104
4 at Oklahoma City	W	107-100
6 at Detroit	L	101-108
7 at New York	W	104-103
9 L.A. Clippers	L	99-110
11 Boston	W	122-117
13 at Atlanta	W	110-100
15 Charlotte	W	107-85
17 L.A. Lakers	W	119-105
22 at Milwaukee	L	89-117
23 Toronto	W	120-115 (OT)
27 at Miami	L	112-113
28 at New Orleans	L	98-120
31 Philadelphia	W	115-97

JANUARY

2 Denver	L	116-124
4 at Atlanta	L	111-116
6 at Charlotte	W	115-104
8 Miami	L	108-122
10 at Chicago	W	116-105
13 Philadelphia	W	101-95
15 at Minnesota	W	104-99
17 Minnesota	W	116-114
19 at Denver	W	115-107
20 at Utah	L	88-118
22 at Phoenix	W	112-87
24 at Golden State	W	129-118
26 at Portland	L	129-139
29 Chicago	W	115-106 (OT)

FEBRUARY

1 New York	L	85-92
3 Dallas	L	103-112
5 at Toronto	L	118-119
7 Toronto	L	106-115
8 New Orleans	L	117-124
10 Brooklyn	L	105-106
12 Milwaukee	W	118-111
21 at New York	W	106-98
23 at Toronto	L	81-127
25 Charlotte	W	119-80
27 Portland	W	106-100
29 at Cleveland	W	113-104

MARCH

2 at San Antonio	W	116-111
4 at Milwaukee	L	100-119
6 at Chicago	W	108-102
8 at Dallas	W	112-109
10 Boston	L	111-114

AUGUST

1 Philadelphia	W	127-121
3 at Washington	W	111-100
4 Orlando	W	120-109
6 at Phoenix	L	99-114
8 L.A. Lakers	W	116-111
10 at Miami	L	92-114
12 at Houston	W	106-104
14 Miami	W	109-92

PLAYOFFS

First Round

18 Miami	L	101-113
20 Miami	L	100-109
22 at Miami	L	115-124
24 at Miami	L	87-99

ALL-TIME RESULTS



2020-21

PLAYER	G	GS	MIN	3-POINT				OR	DR	TR	AST	PF-DQ	ST	TO	BKS	PTS	AVG		
				FGM-FGA	PCT	FGM-FGA	PCT											FTM-FTA	PCT
Malcolm Brogdon	56	56	1930	444-980	453	145-374	388	153-177	864	58	236	294	329	110-0	49	115	15	1186	21.2
Domantas Sabonis	62	62	2232	484-904	535	52-162	321	240-328	732	150	592	742	415	203-4	76	213	33	1260	20.3
Caris LeVert	35	35	1152	272-614	443	62-195	318	120-146	822	23	139	162	173	85-0	53	76	24	726	20.7
Victor Oladipo	9	9	300	64-152	421	25-69	362	27-37	730	1	50	51	38	23-0	15	18	2	180	20.0
T.J. Warren	4	4	117	27-51	529	0-7	000	8-10	800	2	12	14	5	16-1	2	4	0	62	15.5
Doug McDermott	66	29	1619	354-665	532	111-286	388	80-98	816	60	161	221	85	117-1	20	53	6	899	13.6
Myles Turner	47	47	1455	206-432	477	69-206	335	111-142	782	63	243	306	48	165-4	40	67	159	592	12.6
Oshae Brissett	21	16	519	73-151	483	33-78	423	50-65	769	29	86	115	18	32-0	19	10	20	229	10.9
Justin Holiday	72	52	2183	258-625	413	173-453	382	67-85	788	32	224	256	119	135-2	74	54	41	756	10.5
Jeremy Lamb	36	8	765	120-276	435	52-128	406	71-75	947	25	106	131	53	72-0	34	22	23	363	10.1
T.J. McConnell	69	3	1796	274-490	559	15-48	313	33-48	688	55	201	256	456	113-0	128	135	23	596	8.6
Edmond Sumner	53	24	861	148-282	525	35-88	398	68-83	819	18	76	94	49	88-0	33	51	10	399	7.5
Aaron Holiday	66	8	1176	170-436	390	67-182	368	68-83	819	15	74	89	123	94-0	46	66	13	475	7.2
Goga Bitadze	45	3	561	83-194	428	20-79	253	45-61	738	60	90	150	37	94-1	9	17	60	231	5.1
Jakarr Sampson	29	4	316	56-113	496	3-15	200	19-29	655	27	50	77	4	52-2	2	15	14	134	4.6
Kalan Martin	35	0	322	62-138	449	24-60	400	9-10	900	18	60	78	17	35-0	10	16	10	157	4.5
Arnida Brimah	5	0	29	5-8	625	0-0	---	3-3	1000	2	6	8	1	4-0	0	4	5	13	2.6
Cassius Stanley	24	0	93	13-43	302	3-13	231	7-9	778	8	12	20	1	14-0	1	1	2	36	1.5
Jalen Lecque	4	0	12	1-9	111	0-1	000	3-3	1000	2	3	5	2	0-0	0	0	0	5	1.3
Brian Bowen	6	0	15	1-4	250	0-1	000	1-1	1000	0	3	3	0	1-0	0	0	0	3	0.5
PACERS	72	--	17455	3115-6567	474	889-2445	364	1183-1493	792	648	2424	3072	1973	1453-15 611	975	460	8302	115.3	
OPPONENTS	72	--	17455	3076-6576	468	828-2265	366	1325-1695	782	813	2555	3368	1877	1306-5	5351066	381	8305	115.3	

2020-21 (34-38)

DECEMBER

2	at Memphis	W	117-104
4	at Oklahoma City	W	107-100
6	at Detroit	L	101-108
7	at New York	W	104-103
9	L.A. Clippers	L	99-110
11	Boston	W	122-117
13	at Atlanta	W	110-100
15	Charlotte	W	107-85
17	L.A. Lakers	W	119-105
22	at Milwaukee	L	89-117
23	Toronto	W	120-115 (OT)
27	at Miami	L	112-113
28	at New Orleans	L	98-120
31	Philadelphia	W	115-97

JANUARY

2	Denver	L	116-124
4	at Atlanta	L	111-116
6	at Charlotte	W	115-104
8	Miami	L	108-122
10	at Chicago	W	116-105
13	Philadelphia	W	101-95
15	at Minnesota	W	104-99
17	Minnesota	W	116-114
19	at Denver	W	115-107
20	at Utah	L	88-118
22	at Phoenix	W	112-87
24	at Golden State	W	129-118
26	at Portland	L	129-139
29	Chicago	W	115-106 (OT)

FEBRUARY

1	New York	L	85-92
3	Dallas	L	103-112
5	at Toronto	L	118-119
7	Toronto	L	106-115
8	New Orleans	L	117-124
10	Brooklyn	L	105-106
12	Milwaukee	W	118-111
21	at New York	W	106-98
23	at Toronto	L	81-127
25	Charlotte	W	119-80
27	Portland	W	106-100
29	at Cleveland	W	113-104

MARCH

2	at San Antonio	W	116-111
4	at Milwaukee	L	100-119
6	at Chicago	W	108-102
8	at Dallas	W	112-109
10	Boston	L	111-114

AUGUST

1	Philadelphia	W	127-121
3	at Washington	W	111-100
4	Orlando	W	120-109
6	at Phoenix	L	99-114
8	L.A. Lakers	W	116-111
10	at Miami	L	92-114
12	at Houston	W	106-104
14	Miami	W	109-92

PLAYOFFS

First Round

18	Miami	L	101-113
20	Miami	L	100-109
22	at Miami	L	115-124
24	at Miami	L	87-99





ALL-TIME ROSTER





ALL-TIME ROSTER

KEY

YR..... Years	FTM..... Free Throws Made	DQ..... Disqualifications (Number of times fouled out)
G..... Games	FTA..... Free Throw Attempts	ST..... Steals
GS..... Games Started	OR..... Offensive Rebounds	TO..... Turnovers
MIN..... Minutes Played	DR..... Defensive Rebounds	BKS..... Blocks
FGM..... Field Goals Made	TR..... Total Rebounds	PTS..... Points
FGA..... Field Goal Attempts	AVG..... Average Per Game	
PCT..... Percentage	AST..... Assists	
3-PT FGM..... 3-Point Field Goals Made	PF..... Personal Fouls	
3-PT FGA..... 3-Point Field Goal Attempts		

Lines in italics indicate ABA seasons

TOM ABERNETHY (#5)

Height: 6-7 Weight: 220 Birthdate: May 6, 1954 College: Indiana '76

Signed: December 26, 1980, as a free agent

3-POINT

YR	G-SS	MIN	FGM-FGA	PCT	FGM-FGA	PCT	FTM-FTA	PCT	OR	DR	TR	AVG	AST	PF-DQ	ST	TO	BKS	PTS	AVG
1980-81	29-0	259	24-56	.429	0-1	.000	11-19	.579	19	21	40	1.4	18	29-0	6	6	3	59	2.0

MATT AITCH (#45)

Height: 6-7 Weight: 240 Birthdate: August 21, 1944 College: Michigan State '68

Signed: September 1967 (original signee)

3-POINT

YR	G-SS	MIN	FGM-FGA	PCT	FGM-FGA	PCT	FTM-FTA	PCT	OR	DR	TR	AVG	AST	PF-DQ	ST	TO	BKS	PTS	AVG
1967-68	45-0	637	100-247	.405	0-2	.000	52-77	.675	54	106	160	3.6	18	69-1	---	37	---	252	5.6

PLAYOFF STATISTICS

1967-68	2-0	4	2-4	.500	0-0	---	0-0	---	0	0	0	---	0	0-0	---	1	---	4	2.0
---------	-----	---	-----	------	-----	-----	-----	-----	---	---	---	-----	---	-----	-----	---	-----	---	-----

JEROME ALLEN (#53)

Height: 6-4 Weight: 184 Birthdate: January 28, 1973 College: Pennsylvania '95

Signed: August 16, 1996, as a free agent

Traded: February 20, 1997, to Denver in exchange for Darwin Ham

3-POINT

YR	G-SS	MIN	FGM-FGA	PCT	FGM-FGA	PCT	FTM-FTA	PCT	OR	DR	TR	AVG	AST	PF-DQ	ST	TO	BKS	PTS	AVG
1996-97	51-1	692	57-147	.388	23-59	.390	27-47	.574	13	52	65	1.3	109	67-0	27	56	0	164	3.2

LAVOY ALLEN (#5)

Height: 6-9 Weight: 225 Birthdate: February, 4, 1989 College: Temple

Signed: February 20, 2014, from Philadelphia along with Evan Turner, in exchange for Danny Granger and a future second round draft pick

3-POINT

YR	G-SS	MIN	FGM-FGA	PCT	FGM-FGA	PCT	FTM-FTA	PCT	OR	DR	TR	AVG	AST	PF-DQ	ST	TO	BKS	PTS	AVG
2013-14	14-0	112	17-34	.500	0-0	---	6-10	.600	13	21	34	2.4	6	11-0	2	4	6	40	2.9
2014-15	63-0	1070	141-239	.472	0-0	---	33-47	.702	123	200	323	5.1	73	102-0	15	40	42	315	5.0
2015-16	79-28	1599	191-370	.516	0-0	---	46-73	.630	162	262	424	5.4	76	147-1	26	69	42	428	5.4
2016-17	61-5	871	77-168	.458	0-1	.000	23-33	.697	105	114	219	3.6	57	78-0	18	29	24	177	2.9
NBA (4)	217-33	3652	426-871	.489	0-1	.000	85-130	.654	403	597	1000	4.6	212	338-2	61	132	114	960	4.4

PLAYOFF STATISTICS

2013-14	4-0	15	2-4	.500	0-0	---	0-0	---	1	4	5	1.3	1	1-0	0	0	0	4	1.0
2015-16	6-3	51	3-10	.300	0-0	---	0-0	---	4	10	14	2.3	2	2-0	1	1	1	6	1.0
2016-17	3-0	11	0-0	---	0-0	---	0-0	---	0	2	2	0.7	0	0-0	0	1	0	0	0.0
NBA (3)	13-3	77	5-14	.357	0-0	---	0-0	---	5	16	21	1.6	3	3-0	1	2	1	10	0.8

LOU AMUNDSON (#17)

Height: 6-9 Weight: 225 Birthdate: December 7, 1982 College: UNLV

Acquired: December 19, 2011, from Golden State in exchange for Brandon Rush

3-POINT

YR	G-SS	MIN	FGM-FGA	PCT	FGM-FGA	PCT	FTM-FTA	PCT	OR	DR	TR	AVG	AST	PF-DQ	ST	TO	BKS	PTS	AVG
2011-12	60-0	753	89-207	.430	0-0	---	35-82	.427	94	128	222	3.7	14	125-1	27	45	44	213	3.6

PLAYOFF STATISTICS

2011-12	11-0	94	12-23	.522	0-0	---	3-6	.500	6	17	23	2.1	2	16-0	2	4	5	27	2.5
---------	------	----	-------	------	-----	-----	-----	------	---	----	----	-----	---	------	---	---	---	----	-----



JEROME ANDERSON (#23)

Height: 6-5 Weight: 195 Birthdate: October 9, 1953 College: West Virginia '75

Signed: November 3, 1976, as a free agent

Waived: January 17, 1977

Signed: February 4, 1977, as a free agent

Waived: February 13, 1977

3-POINT

YR	G-SS	MIN	FGM-FGA	PCT	FGM-FGA	PCT	FTM-FTA	PCT	OR	DR	TR	AVG	AST	PF-DQ	ST	TO	BKS	PTS	AVG
1976-77	27-0	164	26-59	.441	0-0	---	14-20	.700	9	3	12	0.4	10	26-0	6	---	2	66	2.4

JUSTIN ANDERSON (#10)

Height: 6-6 Weight: 230 Birthdate: November 19, 1993 College: Virginia

Signed: March 17, 2022, to a 10-day contract; March 28, 2022, to a 10-day contract

3-POINT

YR	G-SS	MIN	FGM-FGA	PCT	FGM-FGA	PCT	FTM-FTA	PCT	OR	DR	TR	AVG	AST	PF-DQ	ST	TO	BKS	PTS	AVG
2021-22	13-6	269	32-87	.368	13-53	.245	12-15	.800	4	36	40	3.1	27	18-0	7	6	6	89	6.8

KENNY ANDERSON (#13)

Height: 6-1 Weight: 170 Birthdate: October 9, 1970 College: Georgia Tech '93

Signed: September 9, 2003, as a free agent

3-POINT

YR	G-SS	MIN	FGM-FGA	PCT	FGM-FGA	PCT	FTM-FTA	PCT	OR	DR	TR	AVG	AST	PF-DQ	ST	TO	BKS	PTS	AVG
2003-04	44-31	905	113-256	.441	1-4	.250	35-48	.729	19	62	81	1.8	125	73-0	26	50	5	262	6.0

PLAYOFF STATISTICS

2003-04	4-0	19	2-7	.286	0-0	---	0-0	---	0	1	1	0.3	1	3-0	1	5	0	4	1.0
---------	-----	----	-----	------	-----	-----	-----	-----	---	---	---	-----	---	-----	---	---	---	---	-----

RON ANDERSON (#15)

Height: 6-7 Weight: 215 Birthdate: October 15, 1958 College: Fresno State '84

Acquired: December 10, 1985, from Cleveland in exchange for a fourth-round draft pick

Traded: October 3, 1988, to Philadelphia in exchange for draft rights to Everette Stephens

3-POINT

YR	G-SS	MIN	FGM-FGA	PCT	FGM-FGA	PCT	FTM-FTA	PCT	OR	DR	TR	AVG	AST	PF-DQ	ST	TO	BKS	PTS	AVG
1985-86	60-27	1469	273-554	.493	2-8	.250	73-111	.658	125	123	248	4.1	136	105-0	55	76	6	621	10.4
1986-87	63-0	721	139-294	.473	0-5	.000	85-108	.787	73	78	151	2.4	54	65-0	31	55	3	363	5.8
1987-88	74-1	1097	217-436	.498	0-2	.000	108-141	.766	89	127	216	2.9	78	98-0	41	73	6	542	7.3
NBA (3)	197-28	3287	629-1284	.490	2-15	.133	266-360	.739	287	328	615	3.1	268	268-0	127	204	15	1526	7.7

PLAYOFF STATISTICS

1986-87	4-0	24	2-4	.500	0-0	---	0-0	---	2	1	3	0.8	0	2-0	0	0	0	4	1.0
---------	-----	----	-----	------	-----	-----	-----	-----	---	---	---	-----	---	-----	---	---	---	---	-----

IKE ANIGBOGU (#13)

Height: 6-10 Weight: 250 Birthdate: October 16, 1998 College: UCLA

Drafted: Second Round (47th overall pick) 2017

3-POINT

YR	G-SS	MIN	FGM-FGA	PCT	FGM-FGA	PCT	FTM-FTA	PCT	OR	DR	TR	AVG	AST	PF-DQ	ST	TO	BKS	PTS	AVG
2017-18	11-0	30	4-9	.44	0-0	---	5-6	.833	5	4	9	0.8	0	1-0	1	2	3	13	1.2
2018-19	3-0	6	0-3	.000	0-0	---	0-0	---	1	2	3	1.0	1	0-0	0	1	1	0	0.0
NBA (2)	14-0	36	4-12	.333	0-0	---	5-6	.833	6	6	12	0.9	1	1-0	1	3	4	13	0.9

DARRELL ARMSTRONG (#24)

Height: 6-1 Weight: 180 Birthdate: June 22, 1968 College: Fayetteville State '91

Acquired: July 24, 2006, from Dallas, along with Rawle Marshall and Josh Powell, in exchange for Anthony Johnson

Waived: October 1, 2007

3-POINT

YR	G-SS	MIN	FGM-FGA	PCT	FGM-FGA	PCT	FTM-FTA	PCT	OR	DR	TR	AVG	AST	PF-DQ	ST	TO	BKS	PTS	AVG
2006-07	81-4	1275	156-377	.414	72-214	.336	73-93	.785	34	101	135	1.7	191	102-0	70	76	6	457	5.6

WARREN ARMSTRONG (#15)

Height: 6-2 Weight: 200 Birthdate: August 29, 1946 College: Wichita State '68

Signed: October 13, 1970, from Kentucky in exchange for a 1971 first-round draft pick and cash

3-POINT

YR	G-SS	MIN	FGM-FGA	PCT	FGM-FGA	PCT	FTM-FTA	PCT	OR	DR	TR	AVG	AST	PF-DQ	ST	TO	BKS	PTS	AVG
1970-71	62-0	1586	227-554	.410	47-163	.288	181-238	.761	68	230	298	4.8	214	205-4	---	190	---	682	11.0

PLAYOFF STATISTICS

1970-71	11-4	250	29-96	.302	3-28	.107	25-31	.806	12	28	40	3.6	33	27-1	---	21	---	86	7.8
---------	------	-----	-------	------	------	------	-------	------	----	----	----	-----	----	------	-----	----	-----	----	-----



ALL-TIME ROSTER

BOB ARNZEN (#22)

Height: 6-6 Weight: 205 Birthdate: November 3, 1947 College: Notre Dame '69

Signed: 1972 as a free agent

Waived: January 20, 1974

YR	3-POINT																		
	G-GS	MIN	FGM-FGA	PCT	FGM-FGA	PCT	FTM-FTA	PCT	OR	DR	TR	AVG	AST	PF-DQ	ST	TO	BKS	PTS	AVG
1972-73	23-1	111	20-38	.526	0-3	.000	6-8	.750	11	12	23	1.0	3	12-0	1	0	1	46	2.0
1973-74	20-0	149	24-48	.500	1-1	1.000	7-9	.778	10	10	20	1.0	3	11-0	3	8	2	56	2.8
ABA (2)	43-1	260	44-86	.512	1-4	.250	13-17	.765	21	22	43	1.0	6	23-0	4	8	3	102	2.4
PLAYOFF STATISTICS																			
1972-73	7-0	12	3-6	.500	0-2	.000	1-1	1.000	0	0	0	---	0	1-0	0	0	0	7	1.0

RON ARTEST (#15, #23, #91)

Height: 6-7 Weight: 246 Birthdate: November 13, 1979 College: St. John's (NY) '01

Acquired: February 19, 2002, from Chicago, along with Ron Mercer, Brad Miller and Kevin Ollie in exchange for Travis Best, Norm Richardson, Jalen Rose and a second-round draft pick

Traded: January 25, 2006, to Sacramento, in exchange for Peja Stojakovic

YR	3-POINT																		
	G-GS	MIN	FGM-FGA	PCT	FGM-FGA	PCT	FTM-FTA	PCT	OR	DR	TR	AVG	AST	PF-DQ	ST	TO	BKS	PTS	AVG
2001-02	28-24	819	117-285	.411	17-79	.215	55-75	.733	33	107	140	5.0	50	109-4	66	49	16	306	10.9
2002-03	69-67	2317	362-846	.428	71-211	.336	273-371	.736	101	261	362	5.2	198	242-7	159	145	50	1068	15.5
2003-04	73-71	2714	468-1112	.421	75-242	.310	322-439	.733	100	285	385	5.3	272	194-2	152	202	50	1333	18.3
2004-05	1-7	291	59-119	.496	7-17	.412	47-51	.922	8	37	45	6.4	22	27-0	12	17	6	172	24.6
2005-06	16-16	603	109-237	.460	18-54	.333	74-121	.612	26	52	78	4.9	35	45-0	42	43	11	310	19.4
NBA (5)	193-185	6744	1115-2599	.429	188-603	.312	771-1057	.729	268	742	1010	5.2	577	617-13	431	456	133	3189	16.5
PLAYOFF STATISTICS																			
2001-02	5-5	167	22-54	.407	6-13	.462	9-13	.692	6	24	30	6.0	16	19-1	13	9	3	59	11.8
2002-03	6-6	252	35-90	.389	12-31	.387	32-40	.800	11	24	35	5.8	13	25-2	15	16	6	114	19.0
2003-04	16-15	584	98-259	.378	19-66	.288	61-85	.718	24	74	98	6.5	48	45-2	21	37	16	276	18.4
NBA (3)	26-26	1003	155-403	.385	37-110	.336	102-138	.739	41	122	163	6.3	77	89-5	49	62	25	449	17.3

VINCENT ASKEW (#2)

Height: 6-6 Weight: 235 Birthdate: February 28, 1966 College: Memphis State '88

Acquired: November 4, 1996, from New Jersey in exchange for Reggie Williams

Traded: February 20, 1997, to Denver, along with Eddie Johnson and Indiana's 1997 and 1998 second-round draft picks, in exchange for Mark Jackson and LaSalle Thompson

YR	3-POINT																		
	G-GS	MIN	FGM-FGA	PCT	FGM-FGA	PCT	FTM-FTA	PCT	OR	DR	TR	AVG	AST	PF-DQ	ST	TO	BKS	PTS	AVG
1996-97	41-0	822	79-183	.432	7-24	.292	68-86	.791	25	73	98	2.4	90	122-5	17	42	6	293	5.7

D.J. AUGUSTIN (#14)

Height: 6-0 Weight: 183 Birthdate: November 10, 1987 College: Texas

Signed: July 13, 2012, as a free agent

YR	3-POINT																		
	G-GS	MIN	FGM-FGA	PCT	FGM-FGA	PCT	FTM-FTA	PCT	OR	DR	TR	AVG	AST	PF-DQ	ST	TO	BKS	PTS	AVG
2012-13	76-5	1226	103-294	.350	67-190	.353	83-99	.838	20	71	91	1.2	170	64-0	34	68	3	356	4.7
PLAYOFF STATISTICS																			
2012-13	18-1	316	27-71	.380	19-48	.396	25-31	.806	2	13	15	0.8	13	26-0	7	10	0	98	5.2

MIKE BANTOM (#42)

Height: 6-9 Weight: 220 Birthdate: December 3, 1951 College: St. Joseph's (Pa.) '73

Acquired: September 1, 1977, from Buffalo, along with Adrian Dantley in exchange for Billy Knight

Traded: January 20, 1982, to Philadelphia in exchange for cash

YR	3-POINT																		
	G-GS	MIN	FGM-FGA	PCT	FGM-FGA	PCT	FTM-FTA	PCT	OR	DR	TR	AVG	AST	PF-DQ	ST	TO	BKS	PTS	AVG
1977-78	82-78	2775	502-1047	.479	0-0	---	254-342	.743	184	426	610	7.4	238	333-13	100	218	50	1258	15.3
1978-79	81-81	2528	482-1036	.465	0-0	---	227-338	.672	225	425	650	8.0	223	316-8	99	193	62	1191	14.7
1979-80	77-69	2330	384-760	.505	1-3	.333	139-209	.665	192	264	456	5.9	279	268-7	85	189	49	908	11.8
1980-81	76-74	2375	431-882	.489	0-6	.000	199-281	.708	150	277	427	5.6	240	284-9	80	197	85	1061	14.0
1981-82	39-37	1037	178-406	.438	1-3	.333	101-153	.660	87	127	214	5.5	68	139-5	38	85	24	458	11.7
NBA (5)	355-339	11045	1977-4131	.479	2-12	.167	920-1323	.695	838	1519	2357	6.6	1048	1340-42	402	882	270	4876	13.7
PLAYOFF STATISTICS																			
1980-81	2-2	51	12-16	.750	0-0	---	5-7	.714	5	3	8	4.0	1	10-0	1	6	1	29	14.5



LEANDRO BARBOSA (#28)

Height: 6-3 **Weight:** 194 **Birthdate:** November 28, 1982 **Prior to NBA:** Palmeiras/Brazil

Acquired: March 15, 2012, from Toronto in exchange for a future second round draft pick and cash considerations

YR	3-POINT																		
	G-GS	MIN	FGM-FGA	PCT	FGM-FGA	PCT	FTM-FTA	PCT	OR	DR	TR	AVG	AST	PF-DQ	ST	TO	BKS	PTS	AVG
2011-12	22-0	436	73-183	.399	25-59	.424	25-33	.758	12	37	49	2.2	33	34-0	20	26	0	196	8.9
PLAYOFF STATISTICS																			
2011-12	11-0	223	27-73	.370	3-20	.150	6-12	.500	5	19	24	2.2	14	23-0	5	13	1	63	5.7

NATE BARNETT (#22)

Height: 6-3 **Weight:** 175 **Birthdate:** January 29, 1953 **College:** Akron '75

Signed: 1975 as a free agent

YR	3-POINT																		
	G-GS	MIN	FGM-FGA	PCT	FGM-FGA	PCT	FTM-FTA	PCT	OR	DR	TR	AVG	AST	PF-DQ	ST	TO	BKS	PTS	AVG
1975-76	12-0	73	12-26	.462	0-1	.000	3-8	.375	3	5	8	0.7	8	22-0	3	8	1	27	2.3

JOHN BARNHILL (#12, #15)

Height: 6-1 **Weight:** 183 **Birthdate:** March 30, 1938 **College:** Tennessee State '59

Traded: February 1, 1971, to Denver, along with Art Becker, in exchange for Wayne Chapman and Don Sidle

YR	3-POINT																		
	G-GS	MIN	FGM-FGA	PCT	FGM-FGA	PCT	FTM-FTA	PCT	OR	DR	TR	AVG	AST	PF-DQ	ST	TO	BKS	PTS	AVG
1969-70	77-0	2374	325-824	.394	71-272	.261	158-238	.664	60	113	173	2.2	312	198-2	—	157	—	879	11.4
1970-71	43-0	619	80-241	.332	14-75	.187	42-61	.689	24	38	62	1.4	83	51-0	—	37	—	216	5.0
1971-72	19-2	194	28-87	.322	4-35	.114	8-15	.533	8	11	19	1.0	16	16-0	—	12	—	68	3.6
ABA (3)	139-2	3187	433-1152	.376	89-382	.233	208-314	.662	92	162	254	1.8	411	265-2	—	206	—	1163	8.4
PLAYOFF STATISTICS																			
1969-70	14-9	317	28-88	.318	8-35	.229	21-41	.512	5	28	33	2.4	25	41-0	—	16	—	85	6.1

MACEO BASTON (#9)

Height: 6-10 **Weight:** 230 **Birthdate:** May 29, 1976 **College:** Michigan '98

Signed: July 28, 2006, as a free agent

Acquired: July 9, 2008, from Toronto, along with T.J. Ford, Rasho Nesterovic and Roy Hibbert, in exchange for Jermaine O'Neal and Nathan Jawai

YR	3-POINT																		
	G-GS	MIN	FGM-FGA	PCT	FGM-FGA	PCT	FTM-FTA	PCT	OR	DR	TR	AVG	AST	PF-DQ	ST	TO	BKS	PTS	AVG
2006-07	47-2	405	49-76	.645	3-7	.429	37-47	.787	21	53	74	1.6	16	65-0	12	32	18	138	2.9
2008-09	27-0	217	25-46	.543	0-1	.000	17-27	.630	22	30	52	1.9	7	39-0	6	12	10	67	2.5
NBA (2)	74-2	622	74-122	.607	3-8	.375	54-74	.730	43	83	126	1.7	23	104-0	18	44	28	205	2.8

JOHN BAUM (#22)

Height: 6-6 **Weight:** 205 **Birthdate:** March 30, 1938 **College:** Temple '69

Signed: February 6, 1974, as a free agent

Waived: April 1974

YR	3-POINT																		
	G-GS	MIN	FGM-FGA	PCT	FGM-FGA	PCT	FTM-FTA	PCT	OR	DR	TR	AVG	AST	PF-DQ	ST	TO	BKS	PTS	AVG
1973-74	13-1	113	17-36	.472	0-0	---	2-4	.500	12	13	25	1.9	2	17-0	6	6	2	36	2.8
PLAYOFF STATISTICS																			
1973-74	11-0	107	17-32	.531	0-0	---	6-6	1.000	8	12	20	1.8	2	12-0	5	5	1	40	3.6

ART BECKER (#43)

Height: 6-8 **Weight:** 210 **Birthdate:** January 12, 1942 **College:** Arizona State '64

Signed: 1969 as a free agent

Traded: February 1, 1971, to Denver, along with John Barnhill, in exchange for Wayne Chapman and Don Sidle

YR	3-POINT																		
	G-GS	MIN	FGM-FGA	PCT	FGM-FGA	PCT	FTM-FTA	PCT	OR	DR	TR	AVG	AST	PF-DQ	ST	TO	BKS	PTS	AVG
1969-70	82-0	1504	309-593	.521	0-1	.000	111-137	.810	110	289	379	4.6	45	249-8	---	61	---	729	8.9
1970-71	51-0	840	187-376	.497	4-6	.667	62-69	.899	69	148	217	4.3	22	153-1	---	43	---	440	8.6
ABA (2)	133-0	2344	496-969	.512	4-7	.571	173-206	.840	179	417	596	4.5	67	402-9	---	104	---	1169	8.8
PLAYOFF STATISTICS																			
1969-70	15-0	227	36-69	.522	0-0	---	21-24	.875	15	43	58	3.8	5	36-1	---	5	---	93	6.2



ALL-TIME ROSTER

RON BEHAGEN (#1)

Height: 6-9 Weight: 235 Birthdate: January 19, 1951 College: Minnesota '73

Acquired: December 21, 1977, from Houston in exchange for Alonzo Bradley

Waived: September 11, 1978

3-POINT

YR	G-GS	MIN	FGM-FGA	PCT	FGM-FGA	PCT	FTM-FTA	PCT	OR	DR	TR	AVG	AST	PF-DQ	ST	TO	BKS	PTS	AVG
1977-78	51-10	1131	222-544	.408	0-0	---	128-176	.727	146	187	333	6.5	65	160-1	32	113	19	572	11.2

JONATHAN BENDER (#24)

Height: 6-11 Weight: 202 Birthdate: January 30, 1981 College: Picayune Memorial H.S. (Miss.) '99

Acquired: August 5, 1999, from Toronto in exchange for Antonio Davis

Waived: June 14, 2006

3-POINT

YR	G-GS	MIN	FGM-FGA	PCT	FGM-FGA	PCT	FTM-FTA	PCT	OR	DR	TR	AVG	AST	PF-DQ	ST	TO	BKS	PTS	AVG
1999-00	24-1	130	23-70	.329	2-12	.167	16-24	.667	4	17	21	0.9	3	18-0	1	7	5	64	2.7
2000-01	59-7	574	66-186	.355	11-41	.268	50-68	.735	14	60	74	1.3	32	73-0	7	42	28	193	3.3
2001-02	78-17	1647	198-460	.430	45-125	.360	140-181	.773	64	180	244	3.1	62	147-1	19	96	49	581	7.4
2002-03	46-2	819	112-254	.441	19-53	.358	60-84	.714	42	91	133	2.9	42	86-0	8	42	56	303	6.6
2003-04	21-0	271	50-106	.472	9-22	.409	39-47	.830	9	31	40	1.9	9	23-0	5	33	11	148	7.0
2004-05	7-0	93	16-40	.400	1-5	.200	3-6	.500	5	9	14	2.0	4	9-0	1	10	2	36	5.1
2005-06	2-0	21	4-5	.800	0-0	---	2-2	1.000	0	4	4	2.0	2	2-0	0	0	1	10	5.0
NBA (7)	237-27	3555	469-1121	.418	87-258	.337	310-412	.752	138	392	530	2.2	154	358-1	41	230	152	1335	5.6

PLAYOFF STATISTICS

1999-00	9-0	21	4-6	.667	1-1	1.000	3-6	.500	0	3	3	0.3	0	2-0	1	0	0	12	1.3
2000-01	1-0	4	0-1	.000	0-0	---	0-0	---	0	0	0	0.0	0	1-0	0	0	0	0	0.0
2001-02	5-0	45	3-6	.500	0-1	.000	0-0	---	0	4	4	0.8	2	6-0	2	5	3	6	1.2
2002-03	3-0	34	5-15	.333	3-9	.333	4-6	.667	3	4	7	2.3	0	2-0	0	0	2	17	5.7
2003-04	16-0	200	28-69	.406	9-25	.360	12-16	.750	10	18	28	1.8	7	19-0	2	12	14	77	4.8
NBA (5)	34-0	304	40-97	.412	13-36	.361	19-28	.679	13	29	42	1.2	9	30-0	5	17	19	112	3.3

MEL BENNETT (#9)

Height: 6-7 Weight: 200 Birthdate: January 4, 1955 College: Pittsburgh '78

Acquired: November 2, 1976, from Philadelphia in exchange for a 1980 first-round draft pick

Traded: September 1, 1978, to Denver in exchange for future considerations

3-POINT

YR	G-GS	MIN	FGM-FGA	PCT	FGM-FGA	PCT	FTM-FTA	PCT	OR	DR	TR	AVG	AST	PF-DQ	ST	TO	BKS	PTS	AVG
1976-77	67-1	911	101-294	.344	0-0	---	112-187	.599	110	127	237	3.5	70	155-0	37	---	33	314	4.7
1977-78	31-0	285	23-81	.284	0-0	---	28-45	.622	49	44	93	3.0	22	54-1	11	30	7	74	2.4
NBA (2)	98-1	1196	124-375	.331	0-0	---	140-232	.603	159	171	330	3.4	92	209-1	48	30	40	388	4.0

TRAVIS BEST (#4)

Height: 5-11 Weight: 182 Birthdate: July 12, 1972 College: Georgia Tech '95

Drafted: First Round (23rd pick) 1995

Traded: February 19, 2002, to Chicago, along with Norm Richardson, Jalen Rose and a second-round draft pick, in exchange for Ron Artest, Ron Mercer, Brad Miller and Kevin Ollie

3-POINT

YR	G-GS	MIN	FGM-FGA	PCT	FGM-FGA	PCT	FTM-FTA	PCT	OR	DR	TR	AVG	AST	PF-DQ	ST	TO	BKS	PTS	AVG
1995-96	59-1	571	69-163	.423	8-25	.320	75-90	.833	11	33	44	0.7	97	80-0	20	63	3	221	3.7
1996-97	76-46	2064	274-620	.442	57-155	.368	149-197	.756	36	190	166	2.2	318	221-3	98	153	5	754	9.9
1997-98	82-0	1547	201-480	.419	21-70	.300	112-131	.855	28	94	122	1.5	281	193-3	85	111	5	535	6.5
1998-99	49-0	1043	127-305	.416	22-59	.373	70-83	.843	19	61	80	1.6	169	111-2	42	62	4	346	7.1
1999-00	82-0	1691	271-561	.483	35-93	.376	156-190	.821	16	126	142	1.7	272	204-1	76	107	5	733	8.9
2000-01	77-21	2457	347-788	.440	37-97	.381	187-226	.827	38	184	222	2.9	473	246-10	110	127	11	918	11.9
2001-02	44-3	954	116-264	.439	13-34	.382	57-65	.877	10	60	70	1.6	175	101-3	57	59	6	302	6.9
NBA (7)	469-71	10327	1405-3181	.442	193-533	.362	806-982	.821	158	688	846	1.8	1785	1156-22	488	682	39	3809	8.1

PLAYOFF STATISTICS

1995-96	5-0	84	11-22	.500	1-6	.167	6-7	.857	3	8	11	2.2	9	10-0	6	10	0	29	5.8
1997-98	16-0	280	27-72	.375	5-18	.278	38-43	.884	1	15	16	1.0	31	36-0	11	19	3	97	6.1
1998-99	11-0	150	16-46	.348	2-10	.200	12-13	.923	7	10	17	1.5	21	34-1	4	14	1	46	4.2
1999-00	23-0	463	77-179	.430	13-30	.433	37-44	.841	15	42	57	2.5	66	61-1	19	25	4	204	8.9
2000-01	4-4	163	17-39	.436	1-3	.333	4-4	1.000	6	13	19	4.8	37	15-1	4	6	0	39	9.9
NBA (5)	59-4	1140	148-358	.413	22-67	.328	97-111	.874	32	88	120	2.0	164	156-3	44	74	8	415	7.0



GOGA BITADZE (#88)

Height: 6-11 Weight: 250 Birthdate: July 20, 1999 Native Country: Georgia
 Drafted: First Round (18th pick), 2019

YR	3-POINT			FTM-FTA			PCT	OR	DR	TR	AVG	AST	PF-DQ	ST	TO	BKS	PTS	AVG	
	G-SS	MIN	FGM-FGA	PCT	FGM-FGA	PCT													
2019-20	54-2	471	70-150	.467	8-42	.190	24-33	.727	25	81	106	2.0	23	65-2	10	28	37	172	3.2
2020-21	45-3	561	83-194	.428	20-79	.253	45-61	.738	60	90	150	3.3	37	94-1	9	17	60	231	5.1
2021-22	50-16	729	131-252	.520	23-80	.288	64-94	.681	79	98	177	3.5	55	107-0	21	46	42	349	7.0
NBA (3)	149-21	1761	284-596	.477	51-201	.254	133-188	.707	164	269	433	2.9	115	266-3	40	91	139	752	5.0

BOJAN BOGDANOVIC (#44)

Height: 6-8 Weight: 216 Birthdate: April 18, 1989 Native Country: Croatia
 Signed: July 10, 2017, as a free agent

YR	3-POINT			FTM-FTA			PCT	OR	DR	TR	AVG	AST	PF-DQ	ST	TO	BKS	PTS	AVG	
	G-SS	MIN	FGM-FGA	PCT	FGM-FGA	PCT													
2017-18	80-80	2465	404-852	.474	155-386	.402	178-205	.868	30	240	270	3.3	119	129-0	55	106	8	1141	14.3
2018-19	81-81	2573	522-1051	.497	164-386	.425	246-305	.807	33	300	333	4.1	161	138-1	69	134	1	1454	18.0
NBA (2)	161-161	5038	926-1903	.487	319-772	.421	424-510	.831	63	540	603	3.7	280	267-1	124	240	9	2595	16.1

PLAYOFF STATISTICS																			
2017-18	7-7	238	32-81	.395	17-45	.378	6-10	.600	1	23	24	3.4	13	23-0	6	13	0	87	12.4
2018-19	4-4	148	25-63	.397	7-22	.318	15-17	.882	3	20	23	5.8	11	7-0	8	6	0	72	18.0
NBA (2)	11-11	386	57-144	.396	24-67	.358	21-27	.778	4	43	47	4.3	24	30-0	14	19	0	159	14.5

ETDRICK BOHANNON (#21)

Height: 6-9 Weight: 220 Birthdate: May 29, 1973 College: Auburn-Montgomery '97
 Signed: July 10, 1997, as a free agent

YR	3-POINT			FTM-FTA			PCT	OR	DR	TR	AVG	AST	PF-DQ	ST	TO	BKS	PTS	AVG	
	G-SS	MIN	FGM-FGA	PCT	FGM-FGA	PCT													
1997-98	5-0	11	0-4	.000	0-0	---	0-0	---	2	4	6	1.2	1	3-0	0	3	2	0	0.0

TREVOR BOOKER (#20)

Height: 6-8 Weight: 225 Birthdate: November 25, 1987 College: Clemson
 Signed: March 3, 2018, as a free agent

YR	3-POINT			FTM-FTA			PCT	OR	DR	TR	AVG	AST	PF-DQ	ST	TO	BKS	PTS	AVG	
	G-SS	MIN	FGM-FGA	PCT	FGM-FGA	PCT													
2017-18	17-1	269	39-84	.464	3-14	.214	10-11	.909	32	45	77	4.5	17	26-0	4	9	5	91	5.4

PLAYOFF STATISTICS																			
2017-18	7-0	64	6-10	.600	0-1	.000	6-7	.857	5	13	18	2.6	0	12-0	1	1	1	18	2.6

RON BONHAM (#30)

Height: 6-4 Weight: 195 Birthdate: May 31, 1942 College: Cincinnati '64
 Signed: September 1967 (original signee)
 Retired: September 21, 1968

YR	3-POINT			FTM-FTA			PCT	OR	DR	TR	AVG	AST	PF-DQ	ST	TO	BKS	PTS	AVG	
	G-SS	MIN	FGM-FGA	PCT	FGM-FGA	PCT													
1967-68	42-0	426	80-210	.381	0-2	.000	85-105	.810	26	31	57	1.4	14	36-0	---	32	---	245	5.8

PLAYOFF STATISTICS																			
1967-68	3-0	30	4-15	.267	0-0	---	5-6	.833	--	--	6	2.0	3	4-0	---	2	---	13	4.3

BRIAN BOWEN II (#10)

Height: 6-6 Weight: 190 Birthdate: October 2, 1998 High School: La Lumiere Academy (IN)
 Acquired: July 1, 2019, to a two-way contract; November 27, 2020, to a two-way contract
 Waived: April 23, 2021

YR	3-POINT			FTM-FTA			PCT	OR	DR	TR	AVG	AST	PF-DQ	ST	TO	BKS	PTS	AVG	
	G-SS	MIN	FGM-FGA	PCT	FGM-FGA	PCT													
2019-20	6-1	31	3-10	.300	0-2	.000	0-0	---	1	6	7	1.2	0	3-0	0	1	1	6	1.0
2020-21	6-0	15	1-4	.250	0-1	.000	1-1	1.000	0	3	3	0.5	0	1-0	0	0	0	3	0.5
NBA (2)	12-1	46	4-14	.286	28-121	.231	69-94	.734	85	171	256	2.6	60	159-3	19	45	97	403	4.1

DUDLEY BRADLEY (#7)

Height: 6-6 Weight: 195 Birthdate: March 19, 1957 College: North Carolina '79
 Drafted: First Round (13th pick) 1979

Traded: June 8, 1981, to Phoenix in exchange for two second-round draft picks

YR	3-POINT			FTM-FTA			PCT	OR	DR	TR	AVG	AST	PF-DQ	ST	TO	BKS	PTS	AVG	
	G-SS	MIN	FGM-FGA	PCT	FGM-FGA	PCT													
1979-80	82-38	2027	275-609	.452	2-5	.400	136-174	.782	69	154	223	2.7	252	194-1	211	166	48	688	8.4
1980-81	82-24	1867	265-559	.474	2-16	.125	125-178	.702	70	123	193	2.4	188	236-2	186	122	37	657	8.0
NBA (2)	164-62	3894	540-1168	.462	4-21	.190	261-352	.741	139	277	416	2.5	440	430-3	397	288	85	1345	8.2

PLAYOFF STATISTICS																			
1980-81	2-0	19	3-9	.333	1-4	.250	2-2	1.000	1	1	2	1.0	2	4-0	2	5	0	9	4.5



ALL-TIME ROSTER

BRAD BRANSON (#52)

Height: 6-10 Weight: 220 Birthdate: September 24, 1958 College: Southern Methodist '80

Acquired: October 25, 1982, from Cleveland in exchange for a 1983 second-round draft pick

YR	3-POINT			FTM-FTA	PCT	OR	DR	TR	AVG	AST	PF-DQ	ST	TO	BKS	PTS	AVG			
	G-GS	MIN	FGM-FGA																
1982-83	62-2	680	131-308	.425	0-1	.000	76-108	.704	73	100	173	2.8	46	81-0	27	45	26	338	5.5

JAMISON BREWER (#2)

Height: 6-4 Weight: 184 Birthdate: November 19, 1980 College: Auburn '01

Drafted: Second Round (41st pick) 2001

YR	3-POINT			FTM-FTA	PCT	OR	DR	TR	AVG	AST	PF-DQ	ST	TO	BKS	PTS	AVG			
	G-GS	MIN	FGM-FGA																
2001-02	13-0	43	2-5	.400	0-1	.000	0-0	---	2	6	8	0.6	9	3-0	2	3	0	4	0.3
2002-03	10-0	80	9-17	.529	0-2	.000	4-9	.444	5	4	9	0.9	18	11-0	2	6	1	22	2.2
2003-04	13-1	160	13-35	.371	5-14	.357	1-6	.167	2	9	11	0.8	17	9-0	7	10	0	32	2.5
NBA (3)	36-1	283	24-57	.421	5-17	.354	5-15	.333	9	19	28	0.8	44	23-0	11	19	1	58	1.6

PLAYOFF STATISTICS

2001-02	2-0	6	0-2	.000	0-0	---	1-2	.500	2	2	4	2.0	1	3-0	0	1	0	1	0.5
---------	-----	---	-----	------	-----	-----	-----	------	---	---	---	-----	---	-----	---	---	---	---	-----

PRIMOZ BREZEC (#27)

Height: 7-1 Weight: 252 Birthdate: October 2, 1979 Prior to NBA: Slovenia

Drafted: First Round (27th pick) 2000

Drafted: June 22, 2004, by Charlotte in expansion draft

YR	3-POINT			FTM-FTA	PCT	OR	DR	TR	AVG	AST	PF-DQ	ST	TO	BKS	PTS	AVG			
	G-GS	MIN	FGM-FGA																
2001-02	22-4	160	14-29	.483	0-0	---	15-25	.600	16	12	28	1.3	6	28-0	0	6	7	43	2.0
2002-03	22-1	111	15-38	.394	0-1	.000	12-20	.600	13	10	23	1.0	4	16-0	2	7	4	42	1.9
2003-04	18-0	72	12-26	.462	0-0	---	4-6	.667	5	10	15	0.8	3	13-0	0	6	3	28	1.6
NBA (3)	62-5	343	41-93	.441	0-1	.000	31-51	.608	34	32	66	1.1	13	57-0	2	19	14	113	1.8

AMIDA BRIMAH (#37)

Height: 6-10 Weight: 230 Birthdate: February 11, 1994 College: Connecticut

Native Country: Ghana

Signed: April 23, 2021, to a two-way contract

YR	3-POINT			FTM-FTA	PCT	OR	DR	TR	AVG	AST	PF-DQ	ST	TO	BKS	PTS	AVG			
	G-GS	MIN	FGM-FGA																
2020-21	5-0	29	5-8	.625	0-0	---	3-3	1.000	2	6	8	1.6	1	4-0	0	4	5	13	2.6

OSHA BRISSETT (#12)

Height: 6-7 Weight: 210 Birthdate: June 20, 1998 College: Syracuse

Native Country: Canada

Signed: April 1, 2021, to a 10-day contract; April 11, 2021, to a second 10-day contract; April 21, 2021, to a multi-year contract

YR	3-POINT			FTM-FTA	PCT	OR	DR	TR	AVG	AST	PF-DQ	ST	TO	BKS	PTS	AVG			
	G-GS	MIN	FGM-FGA																
2020-21	21-16	519	73-151	.483	33-78	.423	50-65	.769	29	86	115	5.5	18	32-0	19	10	20	629	10.9
2021-22	67-25	1564	208-506	.411	83-237	.350	114-164	.695	108	250	358	5.3	72	116-0	44	54	29	613	9.1
NBA (3)	88-41	2083	281-657	.428	116-315	.368	164-229	.714	137	336	473	5.4	90	148-0	63	64	49	842	9.6

MALCOLM BROGDON (#7)

Height: 6-5 Weight: 229 Birthdate: December 11, 1992 College: Virginia

Acquired: July 7, 2019, from Milwaukee in exchange for a future first-round draft pick and two future second-round draft picks

Traded: July 9, 2022, to Boston in exchange for Malik Fitts, Juwan Morgan, Aaron Nesmith, Daniel Theis and a future first-round draft pick

YR	3-POINT			FTM-FTA	PCT	OR	DR	TR	AVG	AST	PF-DQ	ST	TO	BKS	PTS	AVG			
	G-GS	MIN	FGM-FGA																
2019-20	54-54	1666	326-744	.438	75-230	.326	166-186	.892	46	216	262	4.9	381	98-0	35	131	10	893	16.5
2020-21	56-56	1930	444-980	.453	145-374	.388	153-177	.864	58	236	294	5.3	329	110-0	49	115	15	1166	21.2
2021-22	36-36	1208	243-543	.448	58-166	.312	143-167	.856	33	152	165	5.1	212	71-0	30	77	14	687	19.1
NBA (2)	146-146	4802	1019-2267	.447	278-790	.362	462-530	.872	137	604	741	5.1	922	279-0	114	323	39	2766	18.9

PLAYOFF STATISTICS

2019-20	4-4	160	26-64	.400	9-24	.375	25-28	.893	0	17	17	4.3	40	10-0	4	10	0	86	21.5
---------	-----	-----	-------	------	------	------	-------	------	---	----	----	-----	----	------	---	----	---	----	------

AARON BROOKS (#00)

Height: 6-0 Weight: 160 Birthdate: January 14, 1985 College: Oregon

Signed: July 21, 2016, as a free agent

YR	3-POINT			FTM-FTA	PCT	OR	DR	TR	AVG	AST	PF-DQ	ST	TO	BKS	PTS	AVG			
	G-GS	MIN	FGM-FGA																
2016-17	65-0	894	121-300	.403	48-128	.375	32-40	.800	18	51	69	1.1	125	93-0	25	66	9	322	5.0

PLAYOFF STATISTICS

2016-17	1-0	7	2-3	.667	1-2	.500	0-0	---	0	1	1	1.0	1	0-0	0	1	0	5	5.0
---------	-----	---	-----	------	-----	------	-----	-----	---	---	---	-----	---	-----	---	---	---	---	-----

MICHAEL BROOKS (#7)

Height: 6-7 Weight: 220 Birthdate: August 17, 1958 College: LaSalle '80

Signed: January 1, 1987, as a free agent

Waived: January 21, 1987

YR	3-POINT			FTM-FTA	PCT	OR	DR	TR	AVG	AST	PF-DQ	ST	TO	BKS	PTS	AVG			
	G-GS	MIN	FGM-FGA																
1986-87	10-0	148	13-37	.351	0-0	---	7-10	.700	9	10	19	1.9	11	19-0	9	11	0	33	3.3



ROGER BROWN (#1, #35)

Height: 6-5 Weight: 205 Birthdate: May 22, 1942 College: Dayton '67

Signed: 1967 (original signee)

Signed: March 1, 1975, as a free agent

YR	G-GS	MIN	3-POINT			FTM-FTA	PCT	OR	DR	TR	AVG	AST	PF-DQ	ST	TO	BKS	PTS	AVG	
			FGM-FGA	PCT	FTM-FTA														
1967-68	76-0	2974	544-1296	.423	14-54	.259	390-517	.754	259	388	647	8.5	327	296-10	---	265	---	1492	19.6
1968-69	75-57	2659	563-1169	.482	5-16	.313	442-563	.785	223	287	510	6.8	345	281-11	---	219	---	1573	21.0
1969-70	84-0	3495	719-1444	.498	40-120	.333	457-562	.813	178	442	620	7.4	392	308-3	---	225	---	1935	23.0
1970-71	82-0	3364	610-1266	.482	63-223	.283	407-512	.795	176	393	569	6.9	395	289-5	---	232	---	1690	20.6
1971-72	78-71	2987	532-1112	.478	57-185	.308	323-401	.805	163	339	502	6.4	306	227-6	---	214	---	1444	18.5
1972-73	72-38	2177	332-700	.474	42-118	.356	203-247	.822	111	237	348	4.8	204	181-3	61	120	31	909	12.6
1973-74	82-46	2627	379-829	.457	56-155	.361	155-200	.775	112	278	390	4.8	232	248-3	56	125	60	969	11.8
1974-75	10-0	133	20-46	.435	3-12	.250	3-4	.750	12	11	23	2.3	13	19-1	7	14	1	46	4.6
ABA (8)	559-212	20315	3699-7852	.471	280-883	.317	2380-3006	.792	1234	2375	3609	6.5	2214	1849-42	124	1414	92	10058	18.0
PLAYOFF STATISTICS																			
1967-68	3-3	129	26-57	.456	0-3	.000	13-21	.619	---	---	31	10.3	20	14-2	---	12	---	65	21.7
1968-69	17-15	668	169-329	.514	1-5	.200	120-155	.774	---	---	143	8.4	57	86-6	---	49	---	459	27.0
1969-70	15-15	693	151-318	.475	18-51	.353	108-131	.824	41	110	151	10.1	84	58-2	---	48	---	428	28.5
1970-71	11-11	477	88-194	.454	10-33	.303	54-69	.783	26	58	84	7.6	53	42-2	---	22	---	240	21.8
1971-72	20-20	845	169-329	.486	15-34	.441	74-90	.822	47	74	121	6.1	81	65-0	---	35	---	409	20.5
1972-73	17-9	584	82-160	.513	13-29	.448	37-49	.755	20	54	74	4.4	41	58-0	15	24	14	214	12.6
1973-74	13-9	452	67-151	.444	9-27	.333	40-49	.816	23	52	75	5.8	48	44-2	9	11	13	183	14.1
1974-75	14-0	182	22-52	.423	2-8	.250	16-19	.842	8	18	26	1.9	21	24-0	4	6	8	62	4.4
ABA (8)	110-82	4030	765-1590	.481	68-190	.358	462-583	.792	165	366	705	6.4	405	391-14	28	207	35	2060	18.7

TONY BROWN (#8)

Height: 6-6 Weight: 205 Birthdate: July 29, 1960 College: Arkansas '82

Signed: September 28, 1984, as a free agent

Waived: October 22, 1985

YR	G-GS	MIN	3-POINT			FTM-FTA	PCT	OR	DR	TR	AVG	AST	PF-DQ	ST	TO	BKS	PTS	AVG	
			FGM-FGA	PCT	FTM-FTA														
1984-85	62-26	1586	214-465	.460	0-6	.000	116-171	.678	146	142	288	3.5	159	212-3	59	116	12	544	6.6

QUINN BUCKNER (#25)

Height: 6-3 Weight: 205 Birthdate: August 20, 1954 College: Indiana '76

Acquired: September 3, 1985, from Boston in exchange for a second-round draft pick

Waived: January 15, 1986

YR	G-GS	MIN	3-POINT			FTM-FTA	PCT	OR	DR	TR	AVG	AST	PF-DQ	ST	TO	BKS	PTS	AVG	
			FGM-FGA	PCT	FTM-FTA														
1985-86	32-3	419	49-104	.471	0-1	.000	19-27	.704	9	42	51	1.8	86	60-0	40	55	3	117	3.7

CHASE BUDINGER (#10)

Height: 6-7 Weight: 215 Birthdate: May 22, 1988 College: Arizona

Acquired: July 12, 2015, from Minnesota, in exchange for Damjan Rudez

Waived: March 5, 2016

YR	G-GS	MIN	3-POINT			FTM-FTA	PCT	OR	DR	TR	AVG	AST	PF-DQ	ST	TO	BKS	PTS	AVG	
			FGM-FGA	PCT	FTM-FTA														
2015-16	49-2	729	81-194	.418	20-69	.290	34-48	.708	31	90	121	2.5	49	46-0	29	31	9	216	4.4

DON BUSE (#10)

Height: 6-4 Weight: 190 Birthdate: August 10, 1950 College: Evansville '72

Acquired: August 15, 1972, draft rights purchased from Virginia

Traded: September 6, 1977, to Phoenix in exchange for Ricky Sobers

Acquired: November 25, 1980, from Phoenix in exchange for two second-round draft picks

Signed: January 7, 1983, with Portland as a free agent; Indiana compensated with cash and other considerations

YR	G-GS	MIN	3-POINT			FTM-FTA	PCT	OR	DR	TR	AVG	AST	PF-DQ	ST	TO	BKS	PTS	AVG	
			FGM-FGA	PCT	FTM-FTA														
1972-73	77-13	1484	163-360	.453	5-24	.208	82-109	.752	96	114	210	2.7	223	143-0	107	66	8	413	5.4
1973-74	77-41	1877	170-427	.398	36-107	.336	48-70	.686	85	169	254	3.3	258	109-3	146	75	20	424	5.5
1974-75	80-63	2369	216-500	.432	38-123	.309	47-59	.797	84	188	272	3.4	335	149-0	166	95	15	517	6.5
1975-76	84-83	3380	400-887	.451	72-208	.346	179-220	.814	90	232	322	3.8	689	194-1	346	159	31	1051	12.5
1976-77	81-76	2947	266-639	.416	---	---	114-145	.786	66	204	270	3.3	685	129-0	281	---	16	646	8.0
1980-81	58-4	1095	114-287	.397	19-58	.328	50-65	.769	19	65	84	1.4	140	61-0	74	38	8	297	5.1
1981-82	82-78	2529	312-685	.455	73-189	.386	100-123	.813	46	177	223	2.7	407	176-0	164	95	27	797	9.7
ABA (8)	559-212	20315	3699-7852	.471	280-883	.317	2380-3006	.792	1234	2375	3609	6.5	2214	1849-42	124	1414	92	10058	18.0
NBA (3)	221-158	6571	692-1611	.430	92-247	.372	264-333	.793	131	446	577	2.6	1232	366-0	519	139	51	1740	7.9
TOTAL (7)	539-358	15681	1641-3785	.434	243-709	.343	620-791	.784	486	1149	1635	3.0	2737	961-8	1284	528	125	4145	11.7
PLAYOFF STATISTICS																			
1972-73	14-0	163	16-45	.356	0-7	.000	13-21	.619	12	13	25	1.8	17	30-0	14	10	1	45	3.2
1973-74	14-10	331	30-68	.441	7-22	.318	6-9	.667	17	20	37	2.6	36	21-0	30	12	1	73	5.2
1974-75	18-13	576	39-103	.379	6-26	.231	16-30	.533	16	42	58	3.2	80	42-0	45	17	5	100	5.6
1975-76	3-3	138	15-33	.455	3-9	.333	4-4	1.000	3	11	14	4.7	26	7-0	8	7	0	37	12.3
1980-81	2-0	35	1-8	.125	1-1	.250	2-2	1.000	0	5	5	2.5	7	4-0	3	2	0	5	2.5
ABA (4)	49-26	1208	100-249	.402	16-64	.250	39-64	.609	48	86	134	2.7	159	100-0	97	46	7	255	6.2
TOTAL (5)	51-26	1243	101-257	.488	17-65	.262	41-66	.621	48	91	139	2.7	166	104-0	100	48	7	260	6.1



ALL-TIME ROSTER

RASUAL BUTLER (#8)

Height: 6-7 Weight: 205 Birthdate: May 23, 1979 College: La Salle
Signed: September 25, 2013, as a free agent

YR	3-POINT																		
	G-GS	MIN	FGM-FGA	PCT	FGM-FGA	PCT	FTM-FTA	PCT	OR	DR	TR	AVG	AST	PF-DQ	ST	TO	BKS	PTS	AVG
2013-14	50-2	378	51-110	.464	26-62	.419	8-14	.571	6	35	41	0.8	17	30-0	7	11	9	136	2.7
PLAYOFF STATISTICS																			
2013-14	11-0	70	6-15	.400	5-12	.417	2-2	1.000	0	6	6	0.5	1	3-0	1	1	1	19	1.7

ANDREW BYNUM (#17)

Height: 7-0 Weight: 285 Birthdate: October 27, 1987 Prior to NBA: St. Joseph H.S. (N.J.)
Signed: February 1, 2014, as a free agent

YR	3-POINT																		
	G-GS	MIN	FGM-FGA	PCT	FGM-FGA	PCT	FTM-FTA	PCT	OR	DR	TR	AVG	AST	PF-DQ	ST	TO	BKS	PTS	AVG
2013-14	2-0	36	9-22	.409	0-0	---	5-7	.714	6	13	19	9.5	2	3-0	0	4	1	23	11.5

MARTY BYRNES (#11)

Height: 6-7 Weight: 220 Birthdate: April 30, 1956 Prior to NBA: Syracuse '78
Signed: August 16, 1982, as a free agent
Waived: September 7, 1983

YR	3-POINT																		
	G-GS	MIN	FGM-FGA	PCT	FGM-FGA	PCT	FTM-FTA	PCT	OR	DR	TR	AVG	AST	PF-DQ	ST	TO	BKS	PTS	AVG
1982-83	80-12	1436	157-374	.420	6-26	.231	71-95	.747	75	116	191	2.4	179	149-1	41	73	6	391	4.9

ADRIAN CALDWELL (#50)

Height: 6-9 Weight: 265 Birthdate: July 4, 1966 College: Lamar '89
Signed: October 5, 1995, as a free agent

YR	3-POINT																		
	G-GS	MIN	FGM-FGA	PCT	FGM-FGA	PCT	FTM-FTA	PCT	OR	DR	TR	AVG	AST	PF-DQ	ST	TO	BKS	PTS	AVG
1995-96	51-1	327	46-83	.554	0-0	---	18-36	.500	42	68	110	2.2	6	73-0	9	35	5	110	2.2
PLAYOFF STATISTICS																			
1995-96	1-0	3	1-1	1.000	0-0	---	0-0	---	0	1	1	1.0	0	0-0	0	0	0	2	2.0

CORKY CALHOUN (#10)

Height: 6-7 Weight: 210 Birthdate: November 1, 1950 College: Pennsylvania '72
Acquired: June 30, 1978, from Portland in exchange for a second-round draft pick
Waived: November 1, 1979

YR	3-POINT																		
	G-GS	MIN	FGM-FGA	PCT	FGM-FGA	PCT	FTM-FTA	PCT	OR	DR	TR	AVG	AST	PF-DQ	ST	TO	BKS	PTS	AVG
1978-79	81-0	1332	153-335	.457	---	---	72-86	.837	64	174	238	2.9	104	189-1	37	56	19	378	4.7
1979-80	7-0	30	4-9	.444	0-0	---	0-2	.000	7	3	10	1.4	0	6-0	2	1	0	8	1.1
NBA (2)	88-0	1362	157-344	.456	0-0	---	72-88	.818	71	177	248	2.8	104	195-1	39	57	19	386	4.4

LARRY CANNON (#33)

Height: 6-5 Weight: 195 Birthdate: April 12, 1947 College: LaSalle '69
Acquired: December 17, 1971, from Memphis in exchange for Don Sidle

YR	3-POINT																		
	G-GS	MIN	FGM-FGA	PCT	FGM-FGA	PCT	FTM-FTA	PCT	OR	DR	TR	AVG	AST	PF-DQ	ST	TO	BKS	PTS	AVG
1971-72	28-4	478	67-175	.383	1-6	.167	51-71	.718	15	18	33	1.2	72	61-2	---	42	---	186	6.6
1973-74	3-0	26	3-7	.429	0-0	---	1-13	.333	1	2	3	1.0	3	2-0	---	3	---	7	2.3
ABA (2)	31-4	504	70-182	.385	1-6	.167	52-84	.619	16	20	36	1.2	75	63-2	---	45	---	193	6.2

BOB CARRINGTON (#30)

Height: 6-6 Weight: 195 Birthdate: July 3, 1953 College: Boston College '76
Acquired: January 27, 1978, from New Jersey, along with future considerations, in exchange for John Williamson
Waived: October 12, 1978

YR	3-POINT																		
	G-GS	MIN	FGM-FGA	PCT	FGM-FGA	PCT	FTM-FTA	PCT	OR	DR	TR	AVG	AST	PF-DQ	ST	TO	BKS	PTS	AVG
1977-78	35-1	621	96-197	.487	---	---	58-74	.784	28	34	62	1.8	62	73-1	22	52	11	250	7.1



BUTCH CARTER (#12)

Height: 6-5 **Weight:** 200 **Birthdate:** June 11, 1958 **College:** Indiana '80
Acquired: October 15, 1981, from L.A. Lakers in exchange for a third-round draft pick
Traded: October 19, 1984, to New York in exchange for a second-round draft pick

3-POINT

YR	G-6S	MIN	FGM-FGA	PCT	FGM-FGA	PCT	FTM-FTA	PCT	OR	DR	TR	AVG	AST	PF-DQ	ST	TO	BKS	PTS	AVG
1981-82	75-0	1035	188-402	.468	8-25	.320	58-70	.829	30	49	79	1.1	60	110-0	34	54	11	442	5.9
1982-83	81-28	1716	354-706	.501	17-51	.333	124-154	.805	62	88	150	1.9	194	207-5	78	118	13	849	10.5
1983-84	73-54	2045	413-862	.479	15-46	.326	136-178	.764	70	83	153	2.1	206	211-1	128	141	13	977	13.4
NBA (3)	229-82	4796	955-1970	.485	40-122	.328	318-402	.791	162	220	382	1.7	460	528-6	240	313	37	2268	9.9

RON CARTER (#13)

Height: 6-5 **Weight:** 190 **Birthdate:** August 31, 1956 **College:** Virginia Military Institute '78
Signed: November 15, 1979, as a free agent
Waived: December 5, 1979
Signed: February 15, 1980 as a free agent

3-POINT

YR	G-6S	MIN	FGM-FGA	PCT	FGM-FGA	PCT	FTM-FTA	PCT	OR	DR	TR	AVG	AST	PF-DQ	ST	TO	BKS	PTS	AVG
1979-80	13-0	117	15-37	.405	0-0	---	2-7	.286	5	14	19	1.5	9	19-0	2	10	3	32	2.5

AHMAD CAVER (#2)

Height: 6-2 **Weight:** 175 **Birthdate:** September 12, 1996 **College:** Old Dominion
Signed: December 31, 2021, to a 10-day contract

3-POINT

YR	G-6S	MIN	FGM-FGA	PCT	FGM-FGA	PCT	FTM-FTA	PCT	OR	DR	TR	AVG	AST	PF-DQ	ST	TO	BKS	PTS	AVG
2021-22	1-0	1	1-1	1.000	0-0	---	0-0	---	0	0	0	0.0	0	0-0	0	0	0	2	2.0

WAYNE CHAPMAN (#22)

Height: 6-5 **Weight:** 195 **Birthdate:** June 15, 1945 **College:** Western Kentucky '68
Acquired: February 1971, from Denver, along with Don Sidle, in exchange for John Barnhill and Art Becker

3-POINT

YR	G-6S	MIN	FGM-FGA	PCT	FGM-FGA	PCT	FTM-FTA	PCT	OR	DR	TR	AVG	AST	PF-DQ	ST	TO	BKS	PTS	AVG
1970-71	22-0	192	30-78	.385	4-9	.444	24-29	.828	12	19	31	1.4	21	31-0	---	15	---	88	4.0
1971-72	7-1	76	7-18	.389	1-2	.500	3-6	.500	2	3	5	0.7	11	10-0	---	6	---	18	2.6
ABA (2)	29-1	268	37-96	.385	5-11	.455	27-35	.771	14	22	36	1.2	32	41-0	---	21	---	106	3.7

PLAYOFF STATISTICS

1970-71	5-0	21	6-10	.600	1-3	.333	4-6	.667	4	3	7	1.4	2	3-0	---	2	---	17	3.4
---------	-----	----	------	------	-----	------	-----	------	---	---	---	-----	---	-----	-----	---	-----	----	-----

PHIL CHENIER (#31)

Height: 6-0 **Weight:** 180 **Birthdate:** October 30, 1950 **College:** California '72
Acquired: December 5, 1979, from Washington in exchange for future considerations
Waived: February 15, 1980

3-POINT

YR	G-6S	MIN	FGM-FGA	PCT	FGM-FGA	PCT	FTM-FTA	PCT	OR	DR	TR	AVG	AST	PF-DQ	ST	TO	BKS	PTS	AVG
1979-80	23-0	380	52-135	.385	2-6	.333	18-26	.692	9	26	35	1.5	47	29-0	15	26	10	124	5.4

RAKEEM CHRISTMAS (#25)

Height: 6-9 **Weight:** 255 **Birthdate:** December 1, 1991 **College:** Syracuse
Acquired: July 23, 2015, from Cleveland, in exchange for a second round draft pick
Waived: July 7, 2017

3-POINT

YR	G-6S	MIN	FGM-FGA	PCT	FGM-FGA	PCT	FTM-FTA	PCT	OR	DR	TR	AVG	AST	PF-DQ	ST	TO	BKS	PTS	AVG
2015-16	1-0	6	2-2	1.000	0-0	---	0-0	---	1	0	1	1.0	0	1-0	0	0	0	4	4.0
2016-17	29-0	219	19-43	.442	0-0	---	21-29	.724	26	30	56	1.9	4	37-0	3	8	6	59	2.0
NBA (2)	30-0	225	21-45	.466	0-0	---	21-29	.724	27	30	57	1.9	4	38-0	3	8	6	63	2.1

STEVE CHUBIN (#30)

Height: 6-2 **Weight:** 200 **Birthdate:** February 8, 1944 **College:** Rhode Island '66
Acquired: December 19, 1968, from Minnesota in exchange for Mike Lewis
Traded: January 31, 1969, to New York in exchange for Ron Perry
Acquired: November 1969, from New York

3-POINT

YR	G-6S	MIN	FGM-FGA	PCT	FGM-FGA	PCT	FTM-FTA	PCT	OR	DR	TR	AVG	AST	PF-DQ	ST	TO	BKS	PTS	AVG
1968-69	24-9	725	101-245	.412	1-6	.167	129-162	.796	40	55	95	4.0	125	104-1	---	86	---	332	13.8
1969-70	32-0	381	41-93	.441	2-4	.500	50-60	.833	23	18	41	1.3	69	73-1	---	63	---	134	4.2
ABA (2)	56-9	1106	142-338	.420	3-10	.300	179-222	.806	63	73	136	2.4	194	177-2	---	149	---	466	8.3



ALL-TIME ROSTER

DARREN COLLISON (#2)

Height: 6-2 Weight: 185 Birthdate: August 23, 1987 College: UCLA
 Acquired: August 11, 2010, from New Orleans, along with James Posey, in a four-team trade that sent Troy Murphy from Indiana to New Jersey
 Traded: July 12, 2012, to Dallas, along with Dahntay Jones, in exchange for Ian Mahinmi
 Signed: July 7, 2017, as a free agent

YR	G-GS	MIN	3-POINT			FTM-FTA	PCT	OR	DR	TR	AVG	AST	PF-DQ	ST	TO	BKS	PTS	AVG	
			FGM-FGA	PCT	FGM-FGA														
2010-11	79-79	2360	398-870	.457	41-124	.331	202-232	.871	40	185	225	2.8	403	109-1	87	194	14	1039	13.2
2011-12	60-56	1878	230-523	.440	34-94	.362	127-153	.830	30	157	187	3.1	287	101-0	49	114	14	621	10.4
2017-18	69-64	2018	316-638	.495	96-205	.468	127-144	.882	37	141	178	2.6	369	122-0	92	86	15	855	12.4
2018-19	76-76	2143	308-659	.467	79-194	.407	158-190	.832	36	196	232	3.1	459	138-0	110	125	9	853	11.2
NBA (4)	284-275	8399	1252-2690	.465	250-617	.405	614-719	.854	143	679	822	2.9	1517	470-1	398	510	52	3368	11.9
PLAYOFF STATISTICS																			
2010-11	5-5	146	18-46	.391	4-6	.667	7-11	.636	4	9	13	2.6	20	7-0	5	9	2	47	9.4
2011-12	11-0	205	36-70	.514	4-11	.364	20-23	.870	3	11	14	1.3	33	11-0	14	11	0	96	8.7
2017-18	7-7	214	31-68	.456	8-23	.348	9-12	.750	1	20	21	3.0	33	7-0	7	9	0	79	11.3
2018-19	4-4	117	19-45	.422	4-11	.364	6-6	1.000	4	8	12	3.0	16	11-0	2	10	0	48	12.0
NBA (4)	27-16	682	104-229	.454	20-51	.392	42-52	.808	9	48	60	2.2	102	36-0	28	39	2	270	10.0

LEROY COMBS (#34)

Height: 6-8 Weight: 210 Birthdate: January 1, 1961 College: Oklahoma State '83
 Drafted: Second Round (26th pick) 1983
 Waived: October 15, 1984

YR	G-GS	MIN	3-POINT			FTM-FTA	PCT	OR	DR	TR	AVG	AST	PF-DQ	ST	TO	BKS	PTS	AVG	
			FGM-FGA	PCT	FGM-FGA														
1983-84	48-0	446	81-163	.497	0-3	.000	56-91	.615	19	37	56	1.2	38	49-0	23	46	18	218	4.5

LESTER CONNER (#12)

Height: 6-4 Weight: 180 Birthdate: September 17, 1959 College: Oregon State '82
 Signed: April 5, 1994, as a free agent

YR	G-GS	MIN	3-POINT			FTM-FTA	PCT	OR	DR	TR	AVG	AST	PF-DQ	ST	TO	BKS	PTS	AVG	
			FGM-FGA	PCT	FGM-FGA														
1993-94	11-0	169	14-38	.368	0-3	.000	3-6	.500	10	14	24	2.2	31	12-0	14	9	1	31	2.8
PLAYOFF STATISTICS																			
1993-94	6-0	22	2-5	.400	0-0	---	2-2	1.000	1	3	4	0.7	0	2-0	1	0	0	6	1.0

CHRIS COPELAND (#22)

Height: 6-8 Weight: 235 Birthdate: March 17, 1984 College: Colorado
 Signed: July 14, 2013, as a free agent

YR	G-GS	MIN	3-POINT			FTM-FTA	PCT	OR	DR	TR	AVG	AST	PF-DQ	ST	TO	BKS	PTS	AVG	
			FGM-FGA	PCT	FGM-FGA														
2013-14	41-0	265	55-117	.470	33-79	.418	10-14	.714	7	25	32	0.8	18	38-0	3	14	7	153	3.7
2014-15	50-12	828	112-310	.361	52-167	.311	33-45	.733	23	88	111	2.2	51	78-0	11	59	11	309	6.2
NBA (2)	91-12	1093	167-427	.391	85-246	.346	43-59	.729	30	113	143	1.6	69	116-0	14	73	18	462	5.1
PLAYOFF STATISTICS																			
2013-14	12-0	82	12-28	.429	6-16	.375	6-9	.667	1	4	5	0.4	1	13-0	3	5	3	36	3.0

TORREY CRAIG (#13)

Height: 6-7 Weight: 220 Birthdate: December 19, 1990 College: South Carolina Upstate
 Signed: August 20, 2021, as a free agent
 Traded: February 10, 2022, to Phoenix in exchange for Jalen Smith and a future second-round draft pick

YR	G-GS	MIN	3-POINT			FTM-FTA	PCT	OR	DR	TR	AVG	AST	PF-DQ	ST	TO	BKS	PTS	AVG	
			FGM-FGA	PCT	FGM-FGA														
2021-22	51-14	1034	128-281	.456	46-138	.333	27-35	.771	59	136	195	4.3	58	95-0	24	39	19	329	6.5



AUSTIN CROSHERE (#44)

Height: 6-9 Weight: 235 Birthdate: May 1, 1975 College: Providence '97
 Drafted: First Round (12th pick) 1997
 Traded: July 12, 2006, to Dallas, in exchange for Marquis Daniels

YR	G-GS	MIN	3-POINT			FTM-FTA	PCT	OR	DR	TR	AVG	AST	PF-DQ	ST	TO	BKS	PTS	AVG	
			FGM-FGA	PCT	FGM-FGA														
1997-98	26-0	243	32-86	.372	4-13	.308	8-14	.571	10	35	45	1.7	8	32-1	9	13	5	76	2.9
1998-99	27-0	249	32-75	.427	8-29	.276	20-23	.870	16	29	45	1.7	10	39-0	7	23	6	82	3.4
1999-00	81-14	1885	288-653	.441	63-174	.362	196-231	.848	135	381	516	6.4	89	203-2	44	121	60	935	10.3
2000-01	81-23	1874	276-701	.394	70-207	.338	200-231	.866	123	264	387	4.8	92	180-1	36	136	50	822	10.1
2001-02	76-1	1286	185-448	.413	49-145	.338	97-114	.851	74	220	294	3.9	77	106-0	26	67	29	516	6.8
2002-03	49-0	633	86-209	.411	27-69	.391	53-65	.815	40	115	155	3.2	56	48-0	6	28	13	252	5.1
2003-04	77-0	1051	119-307	.388	56-144	.389	93-104	.894	60	183	243	3.2	52	101-0	24	55	14	387	5.0
2004-05	73-22	1827	188-497	.378	45-174	.259	226-256	.883	103	272	375	5.1	98	154-1	48	104	17	647	8.9
2005-06	50-26	1148	132-285	.463	54-140	.386	90-102	.882	62	203	265	5.3	62	105-2	22	48	7	408	8.2
NBA (9)	540-86	10196	1330-3261	.410	376-1095	.343	983-1140	.862	623	1702	2325	4.3	544	961-7	222	595	203	4035	7.5
PLAYOFF STATISTICS																			
1998-99	1-0	1	0-1	.000	0-0	---	2-2	1.000	1	0	1	1.0	0	0-0	0	0	0	2	2.0
1999-00	23-2	490	64-153	.418	15-37	.405	73-87	.839	31	78	109	4.7	19	51-0	9	25	16	216	9.4
2000-01	4-0	129	14-35	.400	2-10	.200	13-15	.867	5	15	20	5.0	6	15-1	4	9	2	43	10.8
2001-02	4-0	59	8-20	.400	2-6	.333	6-8	.750	4	10	14	3.5	2	7-1	0	6	1	14	6.0
2002-03	4-0	46	5-19	.263	0-6	.000	6-7	.857	8	9	17	4.3	3	5-0	1	3	1	16	4.0
2003-04	13-2	214	19-55	.345	8-24	.333	17-21	.810	13	27	40	3.1	12	17-1	4	6	3	63	4.8
2004-05	10-0	88	4-10	.400	2-4	.500	15-18	.833	7	10	17	1.7	0	10-0	4	6	1	25	2.5
2005-06	6-2	175	12-38	.316	9-23	.391	16-18	.889	5	17	22	3.7	7	11-0	5	6	0	49	8.2
NBA (8)	65-6	1202	126-331	.381	38-110	.345	148-176	.841	74	166	240	3.7	49	116-3	27	61	24	438	6.7

MICHAEL CURRY (#12)

Height: 6-5 Weight: 210 Birthdate: August 22, 1968 College: Georgia Southern '90
 Signed: December 13, 2004, as a free agent
 Waived: March 4, 2005

YR	G-GS	MIN	3-POINT			FTM-FTA	PCT	OR	DR	TR	AVG	AST	PF-DQ	ST	TO	BKS	PTS	AVG	
			FGM-FGA	PCT	FGM-FGA														
2004-05	18-7	249	13-29	.448	0-0	---	4-8	.500	8	19	27	1.5	15	39-0	5	5	4	30	1.7

ERICK DAMPIER (#25)

Height: 6-11 Weight: 265 Birthdate: July 14, 1974 College: Mississippi State '97
 Drafted: First Round (10th pick) 1996
 Traded: August 12, 1997, to Golden State, along with Duane Ferrell, in exchange for Chris Mullin

YR	G-GS	MIN	3-POINT			FTM-FTA	PCT	OR	DR	TR	AVG	AST	PF-DQ	ST	TO	BKS	PTS	AVG	
			FGM-FGA	PCT	FGM-FGA														
1996-97	72-21	1052	131-336	.390	1-1	1.000	107-168	.637	96	198	294	4.1	43	153-1	19	84	73	370	5.1

MARQUIS DANIELS (#6)

Height: 6-6 Weight: 200 Birthdate: January 7, 1981 College: Auburn '03
 Acquired: July 12, 2006, from Dallas in exchange for Austin Croshere

YR	G-GS	MIN	3-POINT			FTM-FTA	PCT	OR	DR	TR	AVG	AST	PF-DQ	ST	TO	BKS	PTS	AVG	
			FGM-FGA	PCT	FGM-FGA														
2006-07	45-4	800	129-281	.459	6-26	.231	56-80	.700	26	56	82	1.8	57	56-0	27	55	7	320	7.1
2007-08	74-1	1546	241-561	.430	27-102	.265	97-139	.698	66	146	212	2.9	137	121-0	79	112	16	606	8.2
2008-09	54-43	1700	311-689	.451	18-90	.200	93-129	.721	80	168	248	4.6	114	120-0	62	94	26	733	13.6
NBA (3)	173-48	4046	681-1531	.445	51-218	.234	246-348	.707	172	370	542	3.1	308	297-0	168	261	51	1659	9.6

MEL DANIELS (#34)

Height: 6-9 Weight: 220 Birthdate: July 20, 1944 College: New Mexico '67
 Acquired: May 25, 1968, from Minnesota in exchange for James Dawson, Ron Kozlicki and a first-round draft pick
 Traded: July 1974, to Memphis, along with Freddie Lewis, in exchange for Charlie Edge and cash

YR	G-GS	MIN	3-POINT			FTM-FTA	PCT	OR	DR	TR	AVG	AST	PF-DQ	ST	TO	BKS	PTS	AVG	
			FGM-FGA	PCT	FGM-FGA														
1968-69	76-72	2934	712-1496	.476	0-4	.000	400-662	.604	383	873	1266	16.5	116	276-8	---	272	---	1824	24.0
1969-70	83	3039	613-1295	.473	0-2	.000	330-489	.675	423	1039	1462	17.6	131	309-7	---	307	---	1556	18.7
1970-71	82	3170	696-1357	.514	1-13	.077	328-480	.679	394	1081	1475	18.0	178	282-8	---	230	---	1723	21.0
1971-72	79-77	2971	559-1184	.505	0-6	.000	317-451	.703	383	914	1297	16.4	176	289-6	---	239	---	1513	19.2
1972-73	81-80	3103	587-1217	.482	1-4	.250	322-446	.722	348	899	1247	15.4	177	315-8	56	275	157	1497	18.5
1973-74	78-69	2539	492-1117	.440	0-0	---	217-287	.756	251	655	906	11.6	122	283-7	56	215	92	1201	15.4
ABA (6)	479-298	17756	3700-7666	.483	2-29	.069	1912-2815	.679	2182	5461	7643	16.0	900	1764-44	112	1538	249	9314	19.4
PLAYOFF STATISTICS																			
1968-69	17-16	570	127-301	.422	0-1	.000	79-130	.608	75	162	237	13.9	22	75-1	---	57	---	333	19.6
1969-70	15-15	533	108-243	.444	0-1	.000	74-111	.667	91	174	265	17.7	15	62-1	---	48	---	290	19.3
1970-71	11-11	457	94-194	.485	0-0	---	48-63	.762	70	142	212	19.3	16	38-0	---	26	---	235	21.4
1971-72	20-20	744	121-252	.480	0-3	.000	64-85	.753	97	205	302	15.1	28	85-4	---	58	---	306	15.9
1972-73	18-18	636	112-238	.471	0-0	---	62-81	.765	70	178	248	13.8	40	76-2	3	39	31	286	15.9
1973-74	14-14	498	69-172	.401	0-0	---	33-43	.767	35	125	160	11.4	27	50-0	11	30	14	171	12.2
ABA (6)	95-94	3438	631-1400	.451	0-5	.000	360-513	.701	438	986	1424	15.0	148	386-8	14	258	45	1621	17.1



ALL-TIME ROSTER

ADRIAN DANTLEY (#4)

Height: 6-5 Weight: 210 Birthdate: February 28, 1956 College: Michigan '66

Acquired: September 1, 1977, from Buffalo, along with Mike Bantom, in exchange for Billy Knight

Traded: December 13, 1977, to the L.A. Lakers, along with Dave Robisch, in exchange for James Edwards, Earl Tatum and cash

YR	3-POINT																		
	G-GS	MIN	FGM-FGA	PCT	FGM-FGA	PCT	FTM-FTA	PCT	OR	DR	TR	AVG	AST	PF-DQ	ST	TO	BKS	PTS	AVG
1977-78	23-23	948	201-403	.499	---	---	207-263	.787	94	122	216	9.4	65	76-1	48	67	17	609	26.5

OLIVER DARDEN (#33)

Height: 6-7 Weight: 240 Birthdate: July 28, 1944 College: Notre Dame '76

Acquired: September 1967 (original signee)

Traded: October 1968, to New York in exchange for cash

YR	3-POINT																		
	G-GS	MIN	FGM-FGA	PCT	FGM-FGA	PCT	FTM-FTA	PCT	OR	DR	TR	AVG	AST	PF-DQ	ST	TO	BKS	PTS	AVG
1967-68	77-0	2045	371-831	.446	0-1	.000	180-270	.667	185	342	527	6.8	69	277-2	---	140	---	822	12.0
1969-70	26-0	288	47-121	.388	1-4	.250	16-23	.696	22	68	90	3.5	13	48-0	---	25	---	111	4.3
ABA (2)	103-0	2333	418-952	.439	1-5	.200	196-293	.669	207	410	617	6.0	82	325-2	---	165	---	1033	10.0

PLAYOFF STATISTICS

1967-68	3-3	60	16-28	.571	0-0	---	3-5	.600	12	15	27	9.0	4	13-0	---	4	---	35	11.7
1969-70	8-0	21	2-6	.333	0-0	---	0-0	---	2	2	4	0.5	2	3-0	---	3	---	4	0.5
ABA (2)	11-3	81	18-34	.529	0-0	---	3-5	.600	14	17	31	2.8	6	16-0	---	7	---	39	3.5

ANTONIO DAVIS (#33)

Height: 6-9 Weight: 230 Birthdate: October 31, 1968 College: Texas-El Paso '90

Drafted: Second Round (45th pick) 1990

Traded: August 5, 1999, to Toronto in exchange for the draft rights to Jonathan Bender

YR	3-POINT																		
	G-GS	MIN	FGM-FGA	PCT	FGM-FGA	PCT	FTM-FTA	PCT	OR	DR	TR	AVG	AST	PF-DQ	ST	TO	BKS	PTS	AVG
1993-94	81-4	1732	216-425	.508	0-1	.000	194-302	.642	190	315	505	6.2	55	189-1	45	107	84	626	7.7
1994-95	44-1	1030	109-245	.445	0-0	---	117-174	.672	105	175	280	6.4	25	134-2	19	64	29	335	7.6
1995-96	82-14	2092	236-482	.490	1-2	.500	246-345	.713	188	313	501	6.1	43	248-6	33	87	66	719	8.8
1996-97	82-28	2335	308-641	.480	1-14	.071	241-362	.666	190	408	598	7.3	65	260-4	42	141	84	858	10.5
1997-98	82-12	2191	254-528	.481	0-3	.000	277-398	.696	192	368	560	6.8	61	234-6	45	103	72	785	9.6
1998-99	49-1	1271	164-348	.471	0-0	---	135-192	.703	116	228	344	7.0	33	136-3	22	50	42	463	9.4
NBA (6)	420-60	10651	1287-2669	.482	2-20	.100	1210-1773	.682	981	1807	2788	6.6	282	1201-22	206	552	377	3786	9.0

PLAYOFF STATISTICS

1993-94	16-0	401	48-89	.539	1-1	1.000	37-66	.561	37	69	106	6.6	7	47-0	11	22	18	134	8.4
1994-95	17-0	367	32-71	.451	0-0	---	37-59	.627	38	59	97	5.7	7	61-0	9	23	11	101	5.9
1995-96	5-0	127	13-25	.520	0-0	---	13-15	.867	12	19	31	6.2	3	12-0	3	10	6	39	7.8
1997-98	16-0	459	42-91	.462	0-0	---	63-94	.670	37	71	108	6.8	14	65-5	12	25	18	147	9.2
1998-99	13-0	326	31-75	.413	0-0	---	41-62	.661	23	69	92	7.1	8	39-0	5	20	14	103	7.9
NBA (5)	67-0	1680	166-351	.473	1-1	1.000	191-296	.645	147	287	434	6.5	39	224-5	40	100	67	524	7.8

BRAD DAVIS (#30)

Height: 6-3 Weight: 180 Birthdate: December 17, 1955 College: Maryland '77

Signed: February 14, 1979, as a free agent

Waived: October 22, 1979

YR	3-POINT																		
	G-GS	MIN	FGM-FGA	PCT	FGM-FGA	PCT	FTM-FTA	PCT	OR	DR	TR	AVG	AST	PF-DQ	ST	TO	BKS	PTS	AVG
1978-79	22-0	233	23-44	.523	---	---	13-19	.684	1	15	16	0.7	43	22-0	14	11	2	59	2.7
1979-80	5-0	43	2-7	.286	0-0	---	3-4	.750	0	2	2	0.4	5	7-0	3	3	0	7	1.4
NBA (2)	27-0	276	25-51	.490	0-0	---	16-23	.696	1	17	18	0.7	48	29-0	17	14	2	66	2.4



DALE DAVIS (#32)

Height: 6-11 Weight: 230 Birthdate: March 25, 1969 College: Clemson '91

Drafted: First Round (13th pick) 1991

Traded: August 31, 2000, to Portland in exchange for Joe Kleine and Jermaine O'Neal

Signed: March 4, 2005, as a free agent

3-POINT																				
YR	G-GS	MIN	FGM-FGA	PCT	FGM-FGA	PCT	FTM-FTA	PCT	OR	DR	TR	AVG	AST	PF-DQ	ST	TO	BKS	PTS	AVG	
1991-92	64-23	1301	154-279	.552	0-1	---	.000	87-152	.572	158	252	410	6.4	30	191-2	27	49	74	395	6.2
1992-93	82-82	2264	304-535	.568	0-0	---	---	119-225	.529	291	432	723	8.8	69	274-5	63	79	148	727	8.9
1993-94	66-64	2292	308-582	.529	0-1	---	.000	155-294	.527	280	438	718	10.9	100	214-1	48	102	106	771	11.7
1994-95	74-70	2346	324-576	.563	0-1	---	.000	138-259	.533	259	437	696	9.4	58	222-2	72	124	116	786	10.6
1995-96	78-77	2617	334-589	.568	0-0	---	---	135-289	.467	252	457	709	9.1	76	238-0	56	119	112	803	10.3
1996-97	80-76	2589	370-688	.538	0-0	---	---	92-215	.428	301	471	772	9.7	59	233-3	60	108	77	832	10.4
1997-98	78-78	2174	273-498	.548	0-0	---	---	80-172	.465	233	378	611	7.8	70	209-1	51	73	87	626	8.0
1998-99	50-50	1374	161-302	.533	0-0	---	---	76-123	.618	155	261	416	8.3	22	115-0	20	43	57	398	8.0
1999-00	74-72	2127	302-602	.502	0-0	---	---	139-203	.685	256	473	729	9.9	64	203-1	52	91	94	743	10.0
2004-05	25-25	730	67-125	.536	0-0	---	---	38-61	.623	91	131	222	8.9	24	88-0	19	23	33	172	6.9
NBA (10)	671-617	19814	2597-4786	.543	0-3	---	.000	1059-1993	.531	2276	3730	6006	9.0	572	1825-16	468	111	904	672	9.3
PLAYOFF STATISTICS																				
1991-92	3-0	69	4-10	.400	0-0	---	---	0-0	---	5	14	19	6.3	2	8-0	0	1	5	8	2.7
1992-93	4-4	117	8-12	.667	0-0	---	---	1-4	.250	4	28	32	8.0	4	15-0	4	3	4	17	4.3
1993-94	16-16	578	58-106	.528	0-1	---	.000	11-36	.306	63	96	159	9.9	11	52-0	18	30	17	123	7.7
1994-95	17-17	490	56-105	.533	0-0	---	---	23-47	.489	53	83	136	8.0	6	56-0	7	22	14	135	7.9
1995-96	5-5	184	16-31	.516	0-0	---	---	4-11	.364	20	36	58	11.2	4	16-0	3	10	6	36	7.2
1997-98	16-16	466	56-86	.651	0-0	---	---	29-64	.453	44	76	120	7.5	12	42-0	5	21	18	141	8.8
1998-99	13-13	394	45-77	.584	0-0	---	---	28-50	.560	45	87	132	10.2	11	42-0	10	21	18	118	9.1
1999-00	23-23	714	79-151	.523	0-0	---	---	32-59	.542	83	180	263	11.4	17	83-4	11	18	31	190	8.3
2004-05	13-13	311	26-58	.448	0-0	---	---	17-25	.680	37	44	81	6.2	5	35-0	9	9	6	89	5.3
NBA (9)	110-107	3323	346-636	.544	0-1	---	.000	145-296	.490	354	644	998	9.1	72	349-4	67	135	119	837	7.6

JOHNNY DAVIS (#16)

Height: 6-2 Weight: 170 Birthdate: October 21, 1955 College: Dayton '76

Acquired: June 8, 1978, from Portland, along with a first-round draft pick, in exchange for Indiana's 1978 first-round draft pick

Traded: December 31, 1982, to Atlanta in exchange for a second-round draft pick, cash and future considerations

3-POINT																				
YR	G-GS	MIN	FGM-FGA	PCT	FGM-FGA	PCT	FTM-FTA	PCT	OR	DR	TR	AVG	AST	PF-DQ	ST	TO	BKS	PTS	AVG	
1978-79	79-79	2971	565-1240	.456	---	---	---	314-396	.793	70	121	191	2.4	453	177-1	95	214	22	1444	18.3
1979-80	82-82	2912	496-1159	.428	4-42	---	.095	304-352	.864	102	124	228	2.8	440	178-0	110	202	23	1300	15.9
1980-81	76-73	2536	426-917	.465	4-33	---	1.21	238-299	.796	56	114	170	2.2	480	179-2	95	167	14	1094	14.4
1981-82	82-70	2664	538-1153	.467	5-27	---	.185	315-394	.799	72	106	178	2.2	446	176-1	76	186	11	1396	17.0
NBA (4)	319-304	11083	2025-4469	.453	13-102	---	.127	1171-1441	.813	300	465	765	2.4	1719	710-4	376	769	70	5234	16.4
PLAYOFF STATISTICS																				
1980-81	2-2	74	14-35	.400	0-1	---	.000	12-13	.923	2	6	8	4.0	11	6-0	2	1	0	40	20.0

JIM DAWSON (#12)

Height: 6-0 Weight: 173 Birthdate: April 18, 1945 College: Illinois '67

Drafted: Fourth Round, 1967

Traded: May 25, 1968, to Minnesota, along with Ron Kozlicki and a first-round draft pick, in exchange for Mel Daniels

3-POINT																				
YR	G-GS	MIN	FGM-FGA	PCT	FGM-FGA	PCT	FTM-FTA	PCT	OR	DR	TR	AVG	AST	PF-DQ	ST	TO	BKS	PTS	AVG	
1967-68	21-0	288	46-133	.346	1-7	---	.143	25-43	.581	10	11	21	1.0	32	16-0	---	16	---	118	5.6

DON DEE (#40)

Height: 6-8 Weight: 210 Birthdate: August 9, 1943 College: St. Mary's of the Plains '68

Drafted: Fourth Round, 1968

3-POINT																				
YR	G-GS	MIN	FGM-FGA	PCT	FGM-FGA	PCT	FTM-FTA	PCT	OR	DR	TR	AVG	AST	PF-DQ	ST	TO	BKS	PTS	AVG	
1968-69	58-19	989	138-387	.357	0-1	---	.000	56-75	.747	104	188	292	5.0	33	179-9	---	72	---	332	5.7
PLAYOFF STATISTICS																				
1968-69	12-0	41	4-13	.308	0-0	---	---	0-0	---	---	---	10	0.8	1	10-0	---	4	---	8	0.7

TRAVIS DIENER (#12)

Height: 6-1 Weight: 175 Birthdate: March 1, 1982 College: Marquette '05

Signed: July 23, 2007, as a free agent

Waived: March 1, 2010

3-POINT																			
YR	G-GS	MIN	FGM-FGA	PCT	FGM-FGA	PCT	FTM-FTA	PCT	OR	DR	TR	AVG	AST	PF-DQ	ST	TO	BKS	PTS	AVG
2007-08	66-21	1356	158-430	.370	74-233	.318	64-71	.901	26	89	115	1.7	251	107-1	35	55	4	456	6.9
2008-09	55-0	719	74-179	.413	46-118	.390	12-15	.800	6	80	86	1.6	122	42-0	26	21	5	206	3.7
2009-10	4-0	25	1-6	.167	1-5	.200	0-2	.000	0	2	2	.5	4	1-0	3	0	0	3	0.8
NBA (3)	125-21	2100	234-615	.380	121-356	.340	76-88	.864	32	171	203	1.6	377	150-1	64	76	9	665	5.3



ALL-TIME ROSTER

BYRON DINKINS (#5)

Height: 6-2 Weight: 170 Birthdate: June 15, 1967 College: North Carolina-Charlotte '89
Signed: January 16, 1991, as a free agent

YR	3-POINT																		
	G-GS	MIN	FGM-FGA	PCT	FGM-FGA	PCT	FTM-FTA	PCT	OR	DR	TR	AVG	AST	PF-DQ	ST	TO	BKS	PTS	AVG
1990-91	2-0	5	1-1	1.000	0-0	---	0-0	---	0	1	1	0.5	0	3-0	0	0	0	2	1.0

IKE DIOGU (#1)

Height: 6-8 Weight: 255 Birthdate: September 11, 1981 College: Arizona State '06
Acquired: January 19, 2007, from Golden State, along with Mike Dunleavy, Keith McLeod and Troy Murphy, in exchange for Al Harrington, Stephen Jackson, Sarunas Jasikevicius and Josh Powell
Traded: July 9, 2008, along with Jerryd Bayless, to Portland in exchange for Jarrett Jack, Josh McRoberts and Brandon Rush

YR	3-POINT																		
	G-GS	MIN	FGM-FGA	PCT	FGM-FGA	PCT	FTM-FTA	PCT	OR	DR	TR	AVG	AST	PF-DQ	ST	TO	BKS	PTS	AVG
2006-07	42-2	538	83-183	.454	0-0	---	77-96	.802	54	86	140	3.3	20	87-2	5	49	15	243	5.8
2007-08	30-1	305	64-134	.478	0-0	---	40-47	.851	38	47	85	2.8	10	43-0	7	20	3	168	5.6
NBA (2)	72-3	843	147-317	.464	0-0	---	117-143	.818	92	133	225	3.1	30	130-2	12	69	18	411	5.7

GREG DREILING (#54)

Height: 7-1 Weight: 250 Birthdate: November 7, 1963 College: Kansas '86
Drafted: Second Round (26th pick) 1986

YR	3-POINT																		
	G-GS	MIN	FGM-FGA	PCT	FGM-FGA	PCT	FTM-FTA	PCT	OR	DR	TR	AVG	AST	PF-DQ	ST	TO	BKS	PTS	AVG
1986-87	24-0	128	16-37	.432	0-0	---	10-12	.833	12	31	43	1.8	7	42-0	2	7	2	42	1.8
1987-88	20-0	74	8-17	.471	0-0	---	18-26	.692	3	14	17	0.9	5	19-0	2	11	4	34	1.7
1988-89	53-4	386	43-77	.558	0-0	---	43-64	.672	39	53	92	1.7	18	100-0	5	39	11	129	2.4
1989-90	49-0	307	20-53	.377	0-0	---	25-34	.735	21	66	87	1.8	8	69-0	4	19	14	65	1.3
1990-91	73-42	1031	98-194	.505	0-2	.000	63-105	.600	66	189	255	3.5	51	178-1	24	57	29	259	3.5
1991-92	60-23	509	43-87	.494	1-1	1.000	30-40	.750	22	74	96	1.6	25	123-1	10	31	16	117	2.0
1992-93	43-0	239	19-58	.328	0-4	.000	8-15	.533	26	40	66	1.5	8	60-0	5	9	8	46	1.1
NBA (7)	322-69	2684	247-523	.472	1-7	.143	197-296	.666	189	467	656	2.0	122	591-2	52	173	84	692	2.1

PLAYOFF STATISTICS

1990-91	5-5	75	5-15	.333	0-0	---	4-6	.667	8	10	18	3.6	0	17-0	0	3	0	14	2.8
1991-92	1-0	3	0-0	---	0-0	---	0-0	---	0	0	0	0	0	2-0	0	0	0	0	0.0
1992-93	2-0	4	1-1	1.000	1-1	1.000	0-0	---	0	1	1	0.5	0	1-0	0	0	0	3	1.5
NBA (3)	8-5	82	6-16	.375	1-1	1.000	4-6	.667	8	11	19	2.4	0	20-0	0	3	0	17	2.1

CHRIS DUARTE (#3)

Height: 6-6 Weight: 190 Birthdate: June 13, 1997 College: Oregon
Drafted: First Round (13th pick), 2021

YR	3-POINT																		
	G-GS	MIN	FGM-FGA	PCT	FGM-FGA	PCT	FTM-FTA	PCT	OR	DR	TR	AVG	AST	PF-DQ	ST	TO	BKS	PTS	AVG
2021-22	55-39	1541	268-621	.432	94-255	.369	90-112	.804	41	185	226	4.1	114	95-0	56	90	10	720	13.1

MIKE DUNLEAVY (#17)

Height: 6-9 Weight: 230 Birthdate: September 15, 1980 College: Duke '03
Acquired: January 19, 2007, from Golden State, along with Ike Diogu, Keith McLeod and Troy Murphy, in exchange for Al Harrington, Stephen Jackson, Sarunas Jasikevicius and Josh Powell

YR	3-POINT																		
	G-GS	MIN	FGM-FGA	PCT	FGM-FGA	PCT	FTM-FTA	PCT	OR	DR	TR	AVG	AST	PF-DQ	ST	TO	BKS	PTS	AVG
2006-07	43-43	1529	218-480	.454	34-120	.283	193-168	.792	44	200	244	5.7	111	120-1	46	78	10	603	14.0
2007-08	82-82	2953	532-1117	.476	165-389	.424	336-403	.834	59	365	424	5.2	288	208-4	86	190	31	1565	19.1
2008-09	18-14	495	93-232	.401	32-90	.356	53-65	.815	14	54	68	3.8	44	36-0	12	38	9	271	15.1
2009-10	67-15	1486	229-558	.410	75-236	.318	133-158	.842	25	211	236	3.5	103	105-0	38	72	15	666	9.9
2010-11	61-44	1683	240-520	.462	102-254	.402	100-125	.800	28	248	276	4.5	105	107-0	40	69	30	682	11.2
NBA (5)	271-198	8146	1312-2907	.451	408-1089	.375	755-919	.822	170	1078	1248	4.6	651	576-5	222	447	95	3787	14.0

PLAYOFF STATISTICS

2010-11	5-0	72	7-20	.350	3-10	.300	8-12	.667	0	6	6	1.2	8	3-0	4	1	0	25	5.0
---------	-----	----	------	------	------	------	------	------	---	---	---	-----	---	-----	---	---	---	----	-----



JOHN DUREN (#44)

Height: 6-3 Weight: 190 Birthdate: October 30, 1958 College: Georgetown '80

Signed: October 10, 1982, as a free agent

Waived: September 29, 1983

YR	3-POINT											AVG							
	G-6S	MIN	FGM-FGA	PCT	FGM-FGA	PCT	FTM-FTA	PCT	OR	DR	TR		AST	PF-DQ	ST	TO	BKS	PTS	
1982-83	82-24	1433	163-360	.453	0-13	.000	43-54	.796	38	69	107	1.3	200	203-2	66	96	5	369	4.5

DEVIN DURRANT (#7)

Height: 6-7 Weight: 195 Birthdate: October 20, 1960 College: Brigham Young '84

Drafted: Second Round (25th pick) 1984

Waived: October 4, 1984

YR	3-POINT											AVG							
	G-6S	MIN	FGM-FGA	PCT	FGM-FGA	PCT	FTM-FTA	PCT	OR	DR	TR		AST	PF-DQ	ST	TO	BKS	PTS	
1984-85	59-8	756	114-274	.416	0-3	.000	72-102	.706	49	75	124	2.1	80	106-0	19	77	10	300	5.1

KENTON EDELIN (#25)

Height: 6-8 Weight: 210 Birthdate: February 27, 1950 College: Lemoyn-Owen '73

Drafted: Seventh Round (140th pick) 1984

Waived: October 24, 1984

Signed: January 10, 1985, as a free agent

YR	3-POINT											AVG							
	G-6S	MIN	FGM-FGA	PCT	FGM-FGA	PCT	FTM-FTA	PCT	OR	DR	TR		AST	PF-DQ	ST	TO	BKS	PTS	
1984-85	10-1	143	4-13	.308	0-0	---	3-8	.375	8	18	26	2.6	10	39-1	5	3	4	11	1.1

CHARLIE EDGE (#35)

Height: 6-6 Weight: 250 Birthdate: November 7, 1963 College: Kansas '86

Acquired: July 1974, from Memphis, along with cash, in exchange for Mel Daniels and Freddie Lewis

Traded: September 11, 1975, to Utah in exchange for cash

YR	3-POINT											AVG							
	G-6S	MIN	FGM-FGA	PCT	FGM-FGA	PCT	FTM-FTA	PCT	OR	DR	TR		AST	PF-DQ	ST	TO	BKS	PTS	
1974-75	77-6	1142	195-386	.505	0-3	.000	63-114	.553	164	176	340	4.4	39	103-0	53	82	35	453	5.9

PLAYOFF STATISTICS																			
1974-75	7-0	42	2-8	.250	0-0	---	0-0	---	4	5	9	1.3	2	6-0	0	5	0	4	0.6

BOBBY JOE EDMONDS (#42)

Height: 6-7 Weight: 225 Birthdate: March 8, 1941 College: Tennessee A&I '67

Signed: September 1967 (original signee)

YR	3-POINT											AVG							
	G-6S	MIN	FGM-FGA	PCT	FGM-FGA	PCT	FTM-FTA	PCT	OR	DR	TR		AST	PF-DQ	ST	TO	BKS	PTS	
1967-68	72-0	1338	213-488	.436	1-6	.167	150-229	.655	133	241	374	5.2	29	183-4	---	123	---	577	8.0
1969-70	3-0	12	1-5	.200	0-0	---	1-3	.333	2	2	4	1.3	0	0-0	---	1	---	3	1.0
ABA (2)	75-0	1350	214-493	.434	1-6	.167	151-232	.651	135	243	378	5.0	29	183-4	---	124	---	580	7.7

PLAYOFF STATISTICS																			
1967-68	3-0	47	6-14	.429	1-2	.500	7-9	.778	---	---	18	6.0	2	12-1	---	5	---	20	6.7

TYUS EDNEY (#2)

Height: 5-10 Weight: 152 Birthdate: February 14, 1973 College: UCLA '95

Signed: September 30, 2000, as a free agent

YR	3-POINT											AVG							
	G-6S	MIN	FGM-FGA	PCT	FGM-FGA	PCT	FTM-FTA	PCT	OR	DR	TR		AST	PF-DQ	ST	TO	BKS	PTS	
2000-01	24-0	263	35-91	.385	1-6	.167	35-39	.897	5	19	24	1.0	54	17-0	17	25	0	106	4.4

PLAYOFF STATISTICS																			
2000-01	2-0	10	2-7	.286	0-1	.000	0-1	.000	0	0	0	0.0	3	1-0	1	0	0	4	2.0



ALL-TIME ROSTER

JAMES EDWARDS (#40)

Height: 7-0 Weight: 225 Birthdate: November 22, 1955 College: Washington '77

Acquired: December 13, 1977, from the L.A. Lakers, along with Earl Tatum and cash, in exchange for Adrian Dantley and Dave Robisch

Signed: May 25, 1981, with Cleveland as a free agent; Indiana compensated with two second-round draft picks

3-POINT

YR	G-GS	MIN	FGM-FGA	PCT	FGM-FGA	PCT	FTM-FTA	PCT	OR	DR	TR	AVG	AST	PF-DQ	ST	TO	BKS	PTS	AVG
1977-78	58-52	1682	350-777	.450	---	---	192-296	.649	153	282	435	7.5	56	233-9	37	112	50	892	15.4
1978-79	82-82	2546	534-1065	.501	---	---	298-441	.676	179	514	693	8.5	92	363-16	60	162	109	1366	16.7
1979-80	82-82	2314	528-1032	.512	0-1	.000	231-339	.681	179	399	578	7.0	127	324-12	55	131	104	1287	15.7
1980-81	81-80	2375	511-1004	.509	0-3	.000	244-347	.703	191	380	571	7.0	212	304-7	32	164	128	1266	15.6
NBA (4)	303-296	8917	1923-3878	.496	0-4	.000	965-1423	.678	702	1575	2277	7.5	487	1224-44	184	569	391	4811	15.9

PLAYOFF STATISTICS

1980-81	2-2	56	7-24	.292	0-0	---	4-10	.400	4	10	14	7.0	5	8-0	1	4	1	14	7.0
---------	-----	----	------	------	-----	-----	------	------	---	----	----	-----	---	-----	---	---	---	----	-----

JOHN EDWARDS (#54)

Height: 7-0 Weight: 275 Birthdate: July 31, 1981 College: Kent State '04

Signed: September 14, 2004, as a free agent

Acquired: August 22, 2006, from Atlanta, along with Al Harrington, in exchange for a future first-round draft pick.

3-POINT

YR	G-GS	MIN	FGM-FGA	PCT	FGM-FGA	PCT	FTM-FTA	PCT	OR	DR	TR	AVG	AST	PF-DQ	ST	TO	BKS	PTS	AVG
2004-05	25-1	139	11-30	.367	0-0	---	7-14	.500	8	11	19	0.8	3	12-0	3	8	4	29	1.2

MONTA ELLIS (#11)

Height: 6-3 Weight: 190 Birthdate: October 26, 1985 Prior to NBA: Lanier H.S. (Miss.)

Signed: July 10, 2015, as a free agent

Waived: July 6, 2017

3-POINT

YR	G-GS	MIN	FGM-FGA	PCT	FGM-FGA	PCT	FTM-FTA	PCT	OR	DR	TR	AVG	AST	PF-DQ	ST	TO	BKS	PTS	AVG
2015-16	81-81	2734	436-1021	.427	87-282	.309	162-206	.786	42	229	271	3.3	383	174-0	150	203	37	1121	13.8
2016-17	74-33	1998	247-557	.443	43-135	.319	93-128	.727	19	185	204	2.5	236	149-0	78	135	27	630	8.5
NBA (2)	155-114	4732	683-1578	.433	130-417	.312	255-334	.763	61	414	475	3.0	619	323-0	228	338	64	1751	11.3

PLAYOFF STATISTICS

2015-16	7-7	225	33-76	.434	7-21	.333	8-10	.800	4	23	27	3.9	30	17-0	15	17	0	91	11.6
2016-17	4-2	76	8-20	.400	2-8	.250	4-5	.800	1	7	8	2.0	5	5-0	2	4	1	22	5.5
NBA (2)	11-9	301	41-96	.427	9-29	.310	12-15	.800	5	30	35	3.2	35	22-0	17	21	1	113	10.3

LEN ELMORE (#41)

Height: 6-9 Weight: 220 Birthdate: March 28, 1952 College: Maryland '74

Drafted: First Round (7th pick), 1973 undergraduate draft

Traded: November 27, 1979, to Kansas City in exchange for a future draft pick

3-POINT

YR	G-GS	MIN	FGM-FGA	PCT	FGM-FGA	PCT	FTM-FTA	PCT	OR	DR	TR	AVG	AST	PF-DQ	ST	TO	BKS	PTS	AVG
1974-75	77-23	1414	218-523	.417	1-1	1.000	72-93	.774	148	247	395	5.1	35	241-0	67	83	91	509	6.6
1975-76	78-74	2591	480-1193	.402	0-3	.000	152-206	.738	242	577	819	10.8	122	310-9	136	175	178	1112	14.6
1976-77	6-0	46	7-17	.412	0-0	---	4-5	.800	7	8	15	2.5	2	11-0	0	---	4	18	3.0
1977-78	69-6	1327	142-386	.368	0-0	---	88-132	.667	139	281	420	6.1	80	174-4	74	73	71	372	5.4
1978-79	80-0	1264	139-342	.406	0-0	---	56-78	.718	115	287	402	5.0	75	183-3	62	73	79	334	4.2
ABA (2)	153-97	4005	698-1716	.407	1-4	.250	224-299	.749	390	824	1214	7.9	157	551-19	203	258	269	1621	10.6
NBA (3)	155-6	2637	288-745	.387	0-0	---	148-215	.688	261	576	837	5.4	167	368-7	136	146	154	724	4.7
TOTAL (5)	308-103	6642	986-2461	.401	1-4	.250	372-514	.724	651	1400	2051	6.7	314	919-26	339	404	423	2345	7.6

PLAYOFF STATISTICS

1974-75	18-11	565	83-190	.437	0-0	---	25-37	.676	51	94	145	8.1	16	74-0	21	26	39	191	10.6
1975-76	3-3	68	9-30	.300	0-0	---	1-1	1.000	4	11	15	5.0	4	10-0	5	2	2	19	6.3
ABA (2)	49-26	1208	100-249	.402	16-64	.250	39-64	.609	48	86	134	2.7	159	100-0	97	46	7	255	5.2

DARRELL ELSTON (#15)

Height: 6-5 Weight: 205 Birthdate: August 15, 1952 College: North Carolina '74

Signed: August 18, 1976, as a free agent

Waived: November 24, 1976

3-POINT

YR	G-GS	MIN	FGM-FGA	PCT	FGM-FGA	PCT	FTM-FTA	PCT	OR	DR	TR	AVG	AST	PF-DQ	ST	TO	BKS	PTS	AVG
1976-77	5-0	40	2-14	.143	0-0	---	1-2	.500	1	5	6	1.2	2	6-0	1	---	0	5	1.0



ALEX ENGLISH (#22)

Height: 6-7 Weight: 190 Birthdate: January 5, 1954 College: South Carolina '76

Drafted: Seventh Round (66th pick) 1974 (signed with Milwaukee)

Signed: June 8, 1978

Traded: February 1, 1980, to Denver, along with a first-round draft pick, in exchange for George McGinnis

YR	3-POINT																		
	G-6S	MIN	FGM-FGA	PCT	FGM-FGA	PCT	FTM-FTA	PCT	OR	DR	TR	AVG	AST	PF-DQ	ST	TO	BKS	PTS	AVG
1978-79	81-69	2696	563-1102	.511	---	---	173-230	.752	253	402	655	8.1	271	214-3	70	196	78	1299	16.0
1979-80	54-15	1528	346-686	.504	0-3	.000	114-140	.814	167	213	380	7.0	142	128-0	45	124	33	806	14.9
NBA (2)	135-84	4222	909-1788	.508	0-3	.000	287-370	.776	420	615	1035	7.7	413	342-3	115	320	111	2105	15.6

TYREKE EVANS (#12)

Height: 6-6 Weight: 220 Birthdate: September 19, 1989 College: Memphis

Acquired: Signed as a free agent, July 6, 2018

YR	3-POINT																		
	G-6S	MIN	FGM-FGA	PCT	FGM-FGA	PCT	FTM-FTA	PCT	OR	DR	TR	AVG	AST	PF-DQ	ST	TO	BKS	PTS	AVG
2018-19	69-18	1402	257-660	.389	77-26	.356	115-160	.719	33	168	201	2.9	166	118-0	58	118	18	406	10.2
PLAYOFF STATISTICS																			
2018-19	4-0	84	21-48	.438	11-0	.550	8-14	.571	0	17	17	4.3	3	8-0	3	6	1	61	15.3

JOHN FAIRCHILD (#30)

Height: 6-8 Weight: 205 Birthdate: April 28, 1943 College: Brigham Young '65

Drafted: First Round (7th pick), 1973 undergraduate draft

Sold: October 27, 1969, to Kentucky in exchange for cash

YR	3-POINT																		
	G-6S	MIN	FGM-FGA	PCT	FGM-FGA	PCT	FTM-FTA	PCT	OR	DR	TR	AVG	AST	PF-DQ	ST	TO	BKS	PTS	AVG
1969-69	52-8	582	101-260	.389	10-29	.345	73-103	.709	39	72	111	2.1	28	90-0	---	59	---	285	5.5
1969-70	3-00	26	1-6	.167	0-0	---	1-2	.500	1	8	9	3.0	2	8-0	---	1	---	3	1.0
ABA (2)	153-97	4005	698-1716	.407	1-4	.250	224-299	.749	390	624	1214	7.9	167	551-19	203	258	269	1621	10.6
PLAYOFF STATISTICS																			
1968-69	9-0	85	19-44	.432	4-10	.400	4-6	.667	---	---	21	2.3	3	13-0	---	4	---	46	5.1

DUANE FERRELL (#27)

Height: 6-7 Weight: 215 Birthdate: February 28, 1965 College: Georgia Tech '88

Signed: September 30, 1994, as a free agent

Traded: August 12, 1997, to Golden State, along with Erick Dampier, in exchange for Chris Mullin

YR	3-POINT																		
	G-6S	MIN	FGM-FGA	PCT	FGM-FGA	PCT	FTM-FTA	PCT	OR	DR	TR	AVG	AST	PF-DQ	ST	TO	BKS	PTS	AVG
1994-95	56-1	607	83-173	.480	1-6	.167	64-85	.753	50	38	88	1.6	31	78-0	26	43	6	231	4.1
1995-96	54-6	591	80-166	.482	0-8	.000	42-57	.737	32	61	93	1.7	30	83-0	23	34	3	202	3.7
1996-97	62-18	1115	159-337	.472	18-44	.409	58-94	.617	57	84	141	2.3	66	120-0	38	55	6	394	6.4
NBA (3)	172-25	2313	322-676	.476	19-58	.328	164-236	.695	139	183	322	1.9	127	282-0	87	132	15	827	4.8
PLAYOFF STATISTICS																			
1994-95	10-0	85	8-24	.333	1-2	.500	10-16	.625	8	3	11	1.1	13	10-0	0	10	2	27	2.7
1995-96	5-0	69	7-19	.368	0-0	---	4-8	.500	6	3	9	1.8	3	10-0	4	4	0	18	3.6
NBA (2)	15-0	154	15-43	.349	1-2	.500	14-24	.583	14	6	20	1.3	16	20-0	4	14	2	45	3.0

KYRYLO FESENKO (#44)

Height: 7-1 Weight: 280 Birthdate: December 24, 1986 Prior to NBA: Ukraine

Signed: March 23, 2012, as a free agent

YR	3-POINT																		
	G-6S	MIN	FGM-FGA	PCT	FGM-FGA	PCT	FTM-FTA	PCT	OR	DR	TR	AVG	AST	PF-DQ	ST	TO	BKS	PTS	AVG
2011-12	3-0	17	2-5	.400	0-0	---	4-6	.667	2	7	9	3.0	1	2-0	2	0	0	8	2.7



ALL-TIME ROSTER

VERN FLEMING (#10)

Height: 6-5 Weight: 195 Birthdate: February 4, 1961 College: Georgia '84
 Drafted: First Round (18th pick) 1984

3-POINT

YR	G-GS	MIN	FGM-FGA	PCT	FGM-FGA	PCT	FTM-FTA	PCT	OR	DR	TR	AVG	AST	PF-DQ	ST	TO	BKS	PTS	AVG
1984-85	80-65	2486	433-922	.470	0-4	.000	260-339	.767	148	175	323	4.0	247	232-4	99	197	8	1126	14.1
1985-86	80-77	2870	436-862	.506	1-6	.167	263-353	.745	102	284	386	4.8	505	230-3	131	208	5	1136	14.2
1986-87	82-82	2549	370-727	.509	2-10	.200	238-302	.788	109	225	334	4.1	473	222-3	109	167	18	980	12.0
1987-88	80-80	2733	442-845	.523	0-13	.000	227-283	.802	106	258	364	4.6	568	225-0	115	175	11	1111	13.9
1988-89	76-69	2552	419-814	.515	3-23	.130	243-304	.789	85	225	310	4.1	494	212-4	77	192	12	1084	14.3
1989-90	82-82	2876	467-919	.508	12-34	.353	230-294	.782	118	204	322	3.9	610	213-1	92	206	10	1176	14.3
1990-91	69-45	1829	356-671	.531	4-18	.222	161-221	.729	83	131	214	3.1	369	116-0	76	137	13	877	12.7
1991-92	82-6	1737	294-610	.482	6-27	.222	132-179	.737	69	140	209	2.5	266	134-0	56	140	7	726	8.9
1992-93	75-8	1503	280-554	.505	7-36	.194	143-197	.726	63	106	169	2.3	224	126-1	63	121	9	710	9.5
1993-94	55-5	1053	147-318	.462	0-4	.000	64-87	.736	27	96	123	2.2	173	98-1	40	87	6	358	6.5
1994-95	55-1	686	83-188	.495	0-7	.000	65-90	.722	20	68	88	1.8	109	80-0	27	43	1	251	4.6
NBA (11)	816-520	22974	3737-7430	.503	35-182	.192	2026-2649	.765	930	1912	2842	3.5	4038	1888-17	885	1673	100	9535	11.7

PLAYOFF STATISTICS

1986-87	4-4	141	13-36	.361	0-1	.000	23-30	.767	9	17	26	6.5	24	15-1	4	10	1	49	12.3
1989-90	3-3	113	16-34	.471	0-2	.000	8-9	.889	4	9	13	4.3	18	6-0	2	8	1	40	13.3
1990-91	5-0	115	18-40	.450	0-1	.000	11-14	.786	10	7	17	3.4	23	10-0	1	8	3	47	9.4
1991-92	3-0	51	10-18	.556	0-0	---	1-3	.333	0	2	2	0.7	6	5-0	3	4	0	21	7.0
1992-93	3-3	80	12-27	.444	2-4	.500	4-4	1.000	1	4	5	1.3	3	6-0	2	5	1	30	10.0
1993-94	16-1	247	39-76	.513	0-5	.000	17-20	.850	12	9	21	1.3	38	27-0	10	22	1	95	5.9
1994-95	3-0	8	1-3	.333	0-1	.000	0-3	.000	1	1	2	0.7	2	0-0	0	0	0	2	0.7
NBA (7)	37-11	765	109-234	.466	2-14	.143	64-83	.771	37	49	86	2.3	114	69-1	22	57	7	284	7.7

MIKE FLYNN (#44)

Height: 6-2 Weight: 180 Birthdate: July 31, 1953 College: Kentucky '75
 Drafted: Sixth Round (56th pick) 1975
 Waived: September 7, 1978

3-POINT

YR	G-GS	MIN	FGM-FGA	PCT	FGM-FGA	PCT	FTM-FTA	PCT	OR	DR	TR	AVG	AST	PF-DQ	ST	TO	BKS	PTS	AVG
1975-76	67-7	1097	166-439	.378	25-99	.253	64-111	.577	63	70	133	2.0	133	112-1	44	81	9	421	6.3
1976-77	73-9	1324	250-573	.436	---	---	101-142	.711	76	111	187	2.6	179	106-0	57	---	6	601	8.2
1977-78	71-4	955	120-267	.449	---	---	55-97	.567	47	70	117	1.6	142	52-0	41	75	10	295	4.2
NBA (2)	144-13	2279	370-840	.440	---	---	156-239	.653	123	181	304	2.1	321	158-0	98	75	16	896	6.2
TOTAL (3)	211-20	3376	636-1279	.419	25-99	.253	220-350	.629	186	251	437	2.1	454	270-1	142	156	25	1317	6.2

PLAYOFF STATISTICS

1975-76	3-1	83	15-30	.500	3-8	.375	8-11	.727	5	5	10	3.3	10	6-0	2	5	0	41	13.7
---------	-----	----	-------	------	-----	------	------	------	---	---	----	-----	----	-----	---	---	---	----	------

T.J. FORD (#5)

Height: 6-0 Weight: 165 Birthdate: March 24, 1983 College: Texas
 Acquired: July 9, 2008, from Toronto, along with Maceo Baston, Rasho Nesterovic and Roy Hibbert, in exchange for Jermaine O'Neal and Nathan Jawai

3-POINT

YR	G-GS	MIN	FGM-FGA	PCT	FGM-FGA	PCT	FTM-FTA	PCT	OR	DR	TR	AVG	AST	PF-DQ	ST	TO	BKS	PTS	AVG
2008-09	74-49	2258	413-913	.452	35-104	.337	245-281	.872	59	200	259	3.5	392	180-1	89	180	16	1106	14.9
2009-10	47-32	1189	186-418	.445	8-50	.160	104-135	.770	41	108	149	3.2	180	102-1	44	90	11	484	10.3
2010-11	41-3	773	91-236	.386	6-32	.188	35-48	.729	17	64	81	2.0	141	69-0	35	63	8	223	5.4
NBA (3)	162-84	4220	690-1567	.440	49-186	.263	384-464	.828	117	372	489	3.0	713	351-2	168	333	35	1813	11.2

PLAYOFF STATISTICS

2010-11	2-0	14	3-3	1.000	1-1	1.000	0-0	---	0	1	1	0.5	2	0-0	0	2	0	7	3.5
---------	-----	----	-----	-------	-----	-------	-----	-----	---	---	---	-----	---	-----	---	---	---	---	-----



JEFF FOSTER (#10)

Height: 6-11 Weight: 230 Birthdate: January 16, 1977 College: Southwest Texas State '99

Acquired: June 30, 1999, from Golden State in exchange for the draft rights to Vonteego Cummings and a future first-round draft pick

Retired: March 21, 2012

YR	G-GS	MIN	3-POINT			FTM-FTA	PCT	OR	DR	TR	AVG	AST	PF-DQ	ST	TO	BKS	PTS	AVG	
			FGM-FGA	PCT	FGM-FGA														
1999-00	19-0	86	13-23	.565	0-1	.000	17-25	.680	12	20	32	1.7	5	18-0	5	2	1	43	2.3
2000-01	71-9	1152	100-213	.469	2-7	.286	47-91	.516	144	245	389	5.5	33	152-3	39	52	28	249	3.5
2001-02	82-48	1786	177-394	.449	2-15	.133	111-182	.610	206	350	556	6.8	70	232-4	71	79	38	467	5.7
2002-03	77-2	802	64-178	.360	0-2	.000	34-63	.540	118	161	279	3.6	51	103-0	28	34	21	162	2.1
2003-04	82-79	1961	187-362	.544	0-4	.000	103-154	.669	248	382	610	7.4	64	189-1	71	60	27	497	6.1
2004-05	61-43	1594	168-324	.519	0-5	.000	90-142	.634	205	345	550	9.0	43	186-3	46	55	12	426	7.0
2005-06	63-37	1581	138-250	.552	0-4	.000	96-159	.604	224	350	574	9.1	50	191-2	41	64	27	372	5.9
2006-07	75-43	1740	122-259	.471	0-1	.000	78-122	.639	252	356	608	8.1	57	202-1	62	70	37	322	4.3
2007-08	77-52	1884	205-373	.550	0-3	.000	86-145	.593	264	404	668	8.7	129	221-4	56	62	32	496	6.4
2008-09	74-26	1828	177-353	.501	2-7	.286	96-146	.658	215	293	508	6.9	130	229-5	53	88	49	452	6.1
2009-10	16-3	255	22-46	.478	0-1	.000	5-9	.556	34	47	81	5.1	21	45-0	3	14	4	49	3.1
2010-11	56-3	940	80-167	.479	0-3	.000	27-48	.563	160	190	350	6.3	46	127-1	24	26	31	187	3.3
2011-12	11-0	141	9-18	.500	1-1	1.000	6-9	.667	18	24	42	3.8	4	26-0	8	7	1	25	2.3
NBA (13)	764-345	15750	1472-2960	.497	7-54	.130	796-1295	.615	2101	3147	5248	6.9	703	1921-24	507	613	308	3747	4.9

PLAYOFF STATISTICS																			
YR	G-GS	MIN	FGM-FGA	PCT	FTM-FTA	PCT	OR	DR	TR	AVG	AST	PF-DQ	ST	TO	BKS	PTS	AVG		
2000-01	4-2	52	4-9	.444	0-0	---	2-2	1.000	3	9	12	3.0	2	8-0	0	4	3	10	2.5
2001-02	5-0	78	7-13	.538	2-4	.500	4-9	.444	5	19	24	4.8	7	13-0	3	9	1	20	4.0
2002-03	6-0	38	6-11	.545	0-0	---	2-2	1.000	4	4	8	1.3	2	3-0	0	0	3	14	2.3
2003-04	16-13	307	25-43	.581	0-1	.000	8-10	.800	44	61	105	6.6	12	37-0	13	13	5	58	3.6
2004-05	13-0	245	31-52	.596	0-0	---	15-21	.714	46	50	96	7.4	5	27-0	6	8	12	77	5.9
2005-06	4-4	80	4-11	.364	0-0	---	3-4	.750	11	13	24	6.0	3	9-0	4	0	1	11	2.8
2010-11	5-0	93	7-12	.583	0-0	---	3-8	.375	10	14	24	4.8	4	14-0	2	5	4	17	3.4
NBA (7)	53-19	893	84-151	.566	2-5	.400	37-56	.661	123	170	293	5.5	35	111-0	28	39	29	207	3.9

TREMAINE FOWLKES (#3)

Height: 6-8 Weight: 220 Birthdate: April 11, 1976 College: Fresno State '04

Signed: November 25, 2004, as a free agent

Waived: December 13, 2004

YR	G-GS	MIN	3-POINT			FTM-FTA	PCT	OR	DR	TR	AVG	AST	PF-DQ	ST	TO	BKS	PTS	AVG	
			FGM-FGA	PCT	FGM-FGA														
2004-05	8-0	56	9-17	.529	1-3	.333	0-2	.000	3	5	8	1.0	0	7-0	2	5	0	19	2.4

ANTHONY FREDERICK (#22)

Height: 6-7 Weight: 205 Birthdate: April 7, 1964 College: Pepperdine '86

Signed: August 1, 1988, as a free agent

YR	G-GS	MIN	3-POINT			FTM-FTA	PCT	OR	DR	TR	AVG	AST	PF-DQ	ST	TO	BKS	PTS	AVG	
			FGM-FGA	PCT	FGM-FGA														
1988-89	46-0	313	63-125	.504	2-5	.400	24-34	.706	26	26	52	1.1	20	59-0	14	34	6	152	3.3

DON FREEMAN (#13)

Height: 6-3 Weight: 180 Birthdate: July 18, 1944 College: Illinois '66

Acquired: August 1972, from Dallas in exchange for Marv Winkler and cash

Traded: July 1974, to San Antonio in exchange for cash

YR	G-GS	MIN	3-POINT			FTM-FTA	PCT	OR	DR	TR	AVG	AST	PF-DQ	ST	TO	BKS	PTS	AVG	
			FGM-FGA	PCT	FGM-FGA														
1972-73	77-71	2170	412-833	.442	2-6	.333	277-343	.808	103	116	219	2.8	195	225-1	52	160	19	1103	14.3
1973-74	66-60	1735	383-839	.456	0-2	.000	177-222	.797	91	77	168	2.5	165	174-5	48	132	22	943	14.3
ABA (2)	143-131	3905	795-1772	.449	2-8	.250	454-565	.804	194	193	387	2.7	360	399-6	100	292	41	2046	14.3

PLAYOFF STATISTICS																			
YR	G-GS	MIN	FGM-FGA	PCT	FTM-FTA	PCT	OR	DR	TR	AVG	AST	PF-DQ	ST	TO	BKS	PTS	AVG		
1972-73	18-17	547	105-237	.443	0-2	.000	71-89	.798	27	21	48	2.7	50	52-0	11	40	1	281	15.6
1973-74	6-3	158	30-69	.435	0-0	---	14-20	.700	2	8	10	1.7	8	14-0	4	9	0	74	12.3
ABA (2)	24-20	705	135-306	.441	0-2	.000	85-109	.780	29	29	58	2.4	58	66-0	15	49	1	355	14.8



ALL-TIME ROSTER

BILL GARNETT (#20)

Height: 6-9 Weight: 221 Birthdate: April 22, 1960 College: Wyoming '82

Acquired: October 22, 1984, from Dallas, along with Terence Stansbury, in exchange for a first-round draft pick

Waived: October 18, 1986

3-POINT

YR	G-GS	MIN	FGM-FGA	PCT	FTM-FTA	PCT	OR	DR	TR	AVG	AST	PF-DQ	ST	TO	BKS	PTS	AVG		
1984-85	65-13	1123	149-310	.481	0-2	.000	120-174	.690	98	188	286	4.4	67	196-3	28	92	15	418	6.4
1985-86	80-2	1197	112-239	.469	0-2	.000	116-162	.716	106	169	275	3.4	95	174-0	39	91	22	340	4.3
NBA (2)	145-15	2320	261-549	.475	0-4	.000	236-336	.702	204	357	561	3.9	162	370-3	67	183	37	758	5.2

PAUL GEORGE (#24, #13)

Height: 6-9 Weight: 215 Birthdate: May 2, 1990 College: Fresno State

Drafted: First Round (10th Pick), 2010

Traded: July 6, 2017, to Oklahoma City in exchange for Victor Oladipo and Domantas Sabonis

3-POINT

YR	G-GS	MIN	FGM-FGA	PCT	FTM-FTA	PCT	OR	DR	TR	AVG	AST	PF-DQ	ST	TO	BKS	PTS	AVG		
2010-11	61-19	1265	179-395	.453	41-138	.297	77-101	.762	37	187	224	3.7	65	127-0	62	70	26	476	7.8
2011-12	66-66	1958	281-639	.440	90-234	.385	146-182	.802	56	314	370	5.6	158	191-1	108	117	38	798	12.1
2012-13	79-79	2972	493-1176	.419	170-469	.362	221-274	.807	88	515	603	7.6	327	227-1	143	233	51	1377	17.4
2013-14	80-80	2898	577-1362	.424	182-500	.364	401-464	.864	64	478	542	6.8	283	198-0	151	224	22	1737	21.7
2014-15	6-0	91	18-49	.367	9-22	.409	8-11	.727	4	18	22	3.7	6	11-0	5	12	1	53	8.8
2015-16	81-81	2819	605-1449	.418	210-566	.371	454-528	.860	79	484	563	7.0	329	230-1	152	265	29	1874	23.1
2016-17	75-75	2689	622-1348	.461	195-496	.393	336-374	.898	58	434	492	6.6	251	206-2	119	220	27	1775	23.7
NBA (7)	448-400	14692	2776-6418	.432	897-2425	.370	1643-1934	.850	386	2430	2816	6.3	1419	1190-5	740	1141	194	8090	18.1

PLAYOFF STATISTICS

2010-11	5-5	133	10-33	.303	3-13	.231	7-8	.875	5	20	25	5.0	5	11-0	7	7	10	30	6.0
2011-12	11-11	371	37-95	.389	11-41	.268	22-28	.786	15	58	73	6.6	26	32-1	18	21	4	107	9.7
2012-13	19-19	780	19-277	.430	34-104	.327	93-128	.727	16	125	141	7.4	96	72-2	25	75	9	365	19.2
2013-14	19-19	781	198-315	.438	52-129	.403	101-128	.789	13	132	145	7.6	73	56-0	41	49	7	429	22.6
2015-16	7-7	275	56-123	.455	18-43	.419	61-64	.953	9	44	53	7.6	30	24-0	14	23	5	191	27.3
2016-17	4-4	172	34-88	.386	16-42	.382	26-30	.867	5	30	35	8.8	29	13-0	7	13	2	112	28.0
NBA (6)	65-65	2512	394-931	.423	136-372	.366	310-386	.803	63	409	472	7.3	259	208-3	112	188	37	1234	19.0

EDDIE GILL (#4)

Height: 6-0 Weight: 186 Birthdate: August 16, 1978 College: Weber State '00

Signed: July 28, 2004, as a free agent

3-POINT

YR	G-GS	MIN	FGM-FGA	PCT	FTM-FTA	PCT	OR	DR	TR	AVG	AST	PF-DQ	ST	TO	BKS	PTS	AVG		
2004-05	73-3	1021	81-242	.335	36-117	.308	71-81	.877	16	96	112	1.5	83	105-0	59	60	5	269	3.7
2005-06	41-0	122	10-45	.222	7-23	.304	18-23	.783	0	15	15	0.4	12	13-0	11	9	1	45	1.1
NBA (2)	114-3	1143	91-287	.317	43-140	.307	89-104	.856	16	111	127	1.1	95	118-0	70	69	6	314	2.8

PLAYOFF STATISTICS

2004-05	7-0	45	5-16	.313	1-6	.167	13-15	.867	0	4	4	0.6	5	0-0	1	3	0	24	3.4
2005-06	2-0	1	0-0	---	0-0	---	0-0	---	0	0	0	0.0	0	0-0	0	1	0	0	0.0
NBA (2)	9-0	46	5-16	.313	1-6	.167	13-15	.867	0	4	4	0.4	5	0-0	1	4	0	24	2.7

STEPHEN GRAHAM (#23)

Height: 6-6 Weight: 215 Birthdate: June 11, 1982 College: Oklahoma State '05

Signed: July 3, 2007, as a free agent

3-POINT

YR	G-GS	MIN	FGM-FGA	PCT	FTM-FTA	PCT	OR	DR	TR	AVG	AST	PF-DQ	ST	TO	BKS	PTS	AVG		
2007-08	22-0	128	34-58	.586	7-14	.500	12-16	.750	4	18	22	1.0	9	14-0	4	10	1	87	4.0
2008-09	52-6	684	106-256	.414	20-66	.303	50-62	.806	21	75	96	1.8	33	82-1	10	45	4	282	5.4
NBA (2)	74-6	812	140-314	.446	27-80	.338	62-78	.795	25	93	118	1.6	42	96-1	14	55	5	369	5.0



DANNY GRANGER (#33)

Height: 6-9 Weight: 228 Birthdate: April 20, 1983 College: New Mexico '05

Drafted: First Round (17th Pick) 2005

Traded: February 20, 2014, to Philadelphia, along with a future second round draft pick, in exchange for Lavoy Allen and Evan Turner

YR	3-POINT																		
	G-GS	MIN	FGM-FGA	PCT	FGM-FGA	PCT	FTM-FTA	PCT	OR	DR	TR	AVG	AST	PF-DQ	ST	TO	BKS	PTS	AVG
2005-06	78-17	1765	221-478	.462	30-93	.323	115-148	.777	131	253	384	4.9	90	211-1	58	80	62	587	7.5
2006-07	82-57	2785	398-867	.459	110-288	.382	236-294	.803	114	267	381	4.6	114	245-3	66	135	61	1142	13.9
2007-08	80-80	2876	537-1205	.446	171-423	.404	322-378	.852	93	393	486	6.1	166	290-9	95	171	84	1567	19.6
2008-09	67-66	2424	571-1277	.447	182-450	.404	404-460	.878	49	292	341	5.1	183	207-3	69	165	97	1728	25.8
2009-10	62-62	2278	488-1139	.428	158-438	.361	363-428	.848	67	275	342	5.5	171	183-3	94	157	51	1497	24.1
2010-11	79-79	2763	535-1260	.425	157-407	.386	395-466	.848	87	338	425	5.4	203	213-2	89	206	62	1622	20.5
2011-12	62-62	2062	391-941	.416	123-323	.381	254-291	.873	79	228	307	5.0	109	144-1	62	110	40	1159	18.7
2012-13	5-0	74	10-35	.286	2-10	.200	5-8	.625	3	6	9	1.8	3	6-0	2	4	1	27	5.4
2013-14	29-2	653	80-223	.359	31-94	.330	51-53	.962	24	81	105	3.6	33	41-0	9	36	13	242	8.3
NBA (9)	544-430	17680	3231-7425	.435	946-2526	.375	2145-2526	.849	647	2133	2780	5.1	1072	1540-22	544	1064	471	9571	17.6
PLAYOFF STATISTICS																			
2005-06	6-3	162	18-34	.529	9-16	.563	4-4	1.000	7	24	31	5.2	10	20-0	4	7	7	49	8.2
2010-11	5-5	183	43-90	.478	8-23	.348	14-16	.875	6	22	28	5.6	16	12-0	6	7	1	108	17.0
2011-12	11-11	420	69-174	.397	26-73	.356	23-28	.821	15	47	62	5.6	27	31-1	6	29	4	187	17.0
2012-13	DID NOT PLAY - INJURED																		
NBA (3)	22-19	765	130-298	.436	43-112	.384	41-48	.854	28	93	121	5.5	53	63-1	16	43	12	344	15.6

TRAVIS GRANT (#5)

Height: 6-7 Weight: 215 Birthdate: January 1, 1950 College: Kentucky State '72

Drafted: November 12, 1975, in San Diego dispersal draft

Waived: October 4, 1976

YR	3-POINT																		
	G-GS	MIN	FGM-FGA	PCT	FGM-FGA	PCT	FTM-FTA	PCT	OR	DR	TR	AVG	AST	PF-DQ	ST	TO	BKS	PTS	AVG
1975-76	34-6	567	147-276	.533	0-0	---	34-46	.739	49	52	101	3.0	31	68-0	10	36	13	328	9.6
1976-77	1-0	1	0-1	.000	0-0	---	0-0	---	0	0	0	---	0	0-0	0	0	0	0	0.0

STUART GRAY (#55)

Height: 7-0 Weight: 245 Birthdate: May 27, 1963 College: UCLA '85

Drafted: Second Round (29th pick) 1984

Traded: June 27, 1989, in Charlotte in exchange for the draft rights to Dyrnon Nix

YR	3-POINT																		
	G-GS	MIN	FGM-FGA	PCT	FGM-FGA	PCT	FTM-FTA	PCT	OR	DR	TR	AVG	AST	PF-DQ	ST	TO	BKS	PTS	AVG
1984-85	52-0	391	35-82	.380	0-0	---	32-47	.681	29	94	123	2.4	15	82-1	9	51	14	102	2.0
1985-86	67-3	423	54-108	.500	0-0	---	47-74	.635	45	73	118	1.8	15	94-0	8	32	11	155	2.3
1986-87	55-1	456	41-101	.406	0-0	---	28-39	.718	39	80	129	2.3	26	93-0	10	36	28	110	2.0
1987-88	74-0	807	90-193	.466	0-1	.000	44-73	.603	70	180	250	3.4	44	152-1	11	50	32	224	3.0
1988-89	72-0	783	72-153	.471	0-1	.000	44-64	.688	84	161	245	3.4	29	128-0	11	48	21	186	2.6
NBA (5)	320-4	2860	292-647	.451	0-2	.000	195-297	.657	267	598	865	2.7	129	549-2	49	217	106	779	2.4
PLAYOFF STATISTICS																			
1986-87	3-0	14	0-1	.000	0-0	---	2-4	.500	2	5	7	2.3	0	3-0	0	0	0	2	0.7

GERALD GREEN (#25)

Height: 6-8 Weight: 210 Birthdate: January 26, 1986 Prior to NBA: Gulf Shores Academy (Tex.)

Signed: July 12, 2012, as a free agent

Traded: July 27, 2013 to Phoenix, along with Miles Plumlee and a future first round draft pick, in exchange for Luis Scola

YR	3-POINT																		
	G-GS	MIN	FGM-FGA	PCT	FGM-FGA	PCT	FTM-FTA	PCT	OR	DR	TR	AVG	AST	PF-DQ	ST	TO	BKS	PTS	AVG
2012-13	60-7	1080	155-424	.366	59-188	.314	52-65	.800	31	110	141	2.4	50	64-0	19	53	23	421	7.0
PLAYOFF STATISTICS																			
2012-13	9-0	105	21-50	.420	11-33	.333	2-2	1.000	2	10	12	1.3	3	10-0	0	6	1	55	6.1

RICKEY GREEN (#12)

Height: 6-1 Weight: 170 Birthdate: August 18, 1954 College: Michigan '77

Signed: October 1, 1989, as a free agent

YR	3-POINT																		
	G-GS	MIN	FGM-FGA	PCT	FGM-FGA	PCT	FTM-FTA	PCT	OR	DR	TR	AVG	AST	PF-DQ	ST	TO	BKS	PTS	AVG
1989-90	69-0	927	100-231	.433	1-11	.091	43-51	.843	9	45	54	0.8	182	60-0	51	62	1	244	3.5
PLAYOFF STATISTICS																			
1989-90	3-0	31	1-7	.143	0-0	---	0-0	---	0	1	1	0.3	3	5-0	1	2	0	2	0.7



ALL-TIME ROSTER

SEAN GREEN (#23)

Height: 6-5 Weight: 210 Birthdate: February 2, 1970 College: Iona '91

Drafted: Second Round (41st pick) 1991

Traded: October 11, 1993, to Philadelphia in exchange for a 1994 second-round draft pick

3-POINT

YR	G-SS	MIN	FGM-FGA	PCT	FGM-FGA	PCT	FTM-FTA	PCT	OR	DR	TR	AVG	AST	PF-DQ	ST	TO	BKS	PTS	AVG
1991-92	35-0	256	62-158	.392	2-10	.200	15-28	.536	22	20	42	1.2	22	31-0	13	27	6	141	4.0
1992-93	13-0	81	28-55	.509	3-10	.300	3-4	.750	4	5	9	0.7	7	11-0	2	9	1	62	4.8
NBA (2)	48-0	337	90-213	.423	5-20	.250	18-32	.563	26	25	51	1.1	29	42-0	15	36	7	203	4.2

PLAYOFF STATISTICS

1991-92	1-0	3	0-0	---	0-0	---	0-0	---	0	0	0	---	0	0-0	0	0	0	0	0.0
---------	-----	---	-----	-----	-----	-----	-----	-----	---	---	---	-----	---	-----	---	---	---	---	-----

STEVE GREEN (#24)

Height: 6-7 Weight: 220 Birthdate: October 4, 1953 College: Indiana '75

Signed: September 14, 1976, as a free agent

3-POINT

YR	G-SS	MIN	FGM-FGA	PCT	FGM-FGA	PCT	FTM-FTA	PCT	OR	DR	TR	AVG	AST	PF-DQ	ST	TO	BKS	PTS	AVG
1976-77	70-1	918	183-424	.432	---	---	84-113	.743	79	98	177	2.5	46	157-2	46	---	12	450	6.4
1977-78	44-0	449	56-128	.438	---	---	39-56	.696	31	40	71	1.6	30	67-0	14	23	2	151	3.4
1978-79	39-0	265	42-89	.472	---	---	20-34	.588	22	30	52	1.3	21	39-0	11	17	3	104	2.7
NBA (3)	153-1	1632	281-641	.438	---	---	143-203	.704	132	168	300	2.0	97	263-2	71	40	17	705	4.6

ORIEN GREENE (#5)

Height: 6-4 Weight: 208 Birthdate: February 4, 1982 College: Louisiana-Lafayette '05

Acquired: Claimed off waivers, July 9, 2006

3-POINT

YR	G-SS	MIN	FGM-FGA	PCT	FGM-FGA	PCT	FTM-FTA	PCT	OR	DR	TR	AVG	AST	PF-DQ	ST	TO	BKS	PTS	AVG
2006-07	41-0	254	23-62	.371	2-11	.182	15-25	.600	12	32	44	1.1	22	38-0	17	28	4	63	1.5

DICK GRUBER (#15)

Height: 6-4 Weight: 185 Birthdate: July 26, 1947 College: North Carolina '69

Drafted: Fourth Round 1969

3-POINT

YR	G-SS	MIN	FGM-FGA	PCT	FGM-FGA	PCT	FTM-FTA	PCT	OR	DR	TR	AVG	AST	PF-DQ	ST	TO	BKS	PTS	AVG
1969-70	2-0	8	2-3	.667	0-0	---	0-0	---	0	0	0	---	1	1-0	---	0	---	4	2.0

RUDY HACKETT (#45)

Height: 6-8 Weight: 210 Birthdate: May 10, 1953 College: Syracuse '76

Signed: November 10, 1976, as a free agent

Waived: December 6, 1976

3-POINT

YR	G-SS	MIN	FGM-FGA	PCT	FGM-FGA	PCT	FTM-FTA	PCT	OR	DR	TR	AVG	AST	PF-DQ	ST	TO	BKS	PTS	AVG
1976-77	5-0	38	3-8	.375	0-0	---	6-9	.667	3	7	10	2.0	3	7-0	0	---	1	12	2.4

MARCUS HAISLIP (#2)

Height: 6-10 Weight: 230 Birthdate: December 22, 1980 College: Tennessee '02

Signed: December 1, 2004, as a free agent

Waived: December 24, 2004

3-POINT

YR	G-SS	MIN	FGM-FGA	PCT	FGM-FGA	PCT	FTM-FTA	PCT	OR	DR	TR	AVG	AST	PF-DQ	ST	TO	BKS	PTS	AVG
2004-05	9-0	106	13-38	.342	0-1	.000	6-11	.545	5	10	15	1.7	3	15-0	2	6	2	32	3.6

TYRESE HALIBURTON (#0)

Height: 6-5 Weight: 185 Birthdate: February 29, 2000 College: Iowa State

Acquired: February 8, 2022, from Sacramento along with Buddy Hield and Tristan Thompson in exchange for Justin Holiday, Jeremy Lamb, Domantas Sabonis and a future second-round draft pick.

3-POINT

YR	G-SS	MIN	FGM-FGA	PCT	FGM-FGA	PCT	FTM-FTA	PCT	OR	DR	TR	AVG	AST	PF-DQ	ST	TO	BKS	PTS	AVG
2021-22	26-26	938	162-323	.502	57-137	.416	73-86	.849	22	90	112	24.9	4.3	50-1	48	84	15	454	17.5

DARVIN HAM (#24)

Height: 6-7 Weight: 220 Birthdate: July 23, 1973 College: Texas Tech '96

Acquired: February 20, 1997, from Denver in exchange for Jerome Allen

3-POINT

YR	G-SS	MIN	FGM-FGA	PCT	FGM-FGA	PCT	FTM-FTA	PCT	OR	DR	TR	AVG	AST	PF-DQ	ST	TO	BKS	PTS	AVG
1996-97	1-0	5	1-1	1.000	0-0	---	1-2	.500	0	0	0	---	0	0-0	1	1	0	3	3.0



BEN HANSBROUGH (#23)

Height: 6-3 Weight: 203 Birthdate: December 23, 1987 College: Notre Dame '12
Signed: September 17, 2012, as a free agent

3-POINT

YR	G-SS	MIN	FGM-FGA	PCT	FGM-FGA	PCT	FTM-FTA	PCT	OR	DR	TR	AVG	AST	PF-DQ	ST	TO	BKS	PTS	AVG
2012-13	28-0	200	15-45	.333	6-23	.261	21-27	.778	2	16	18	0.6	21	23-0	7	18	2	57	2.0
PLAYOFF STATISTICS																			
2012-13	6-0	22	0-5	.000	0-3	.000	0-0	---	1	2	3	0.5	3	2-0	0	2	1	0	0.0

TYLER HANSBROUGH (#50)

Height: 6-9 Weight: 250 Birthdate: November 3, 1985 College: North Carolina '09
Drafted: First Round (13th Pick), 2009

3-POINT

YR	G-SS	MIN	FGM-FGA	PCT	FGM-FGA	PCT	FTM-FTA	PCT	OR	DR	TR	AVG	AST	PF-DQ	ST	TO	BKS	PTS	AVG
2009-10	28-1	511	81-225	.360	0-4	.000	84-113	.743	60	78	138	4.8	28	70-0	17	21	8	246	8.5
2010-11	78-29	1535	285-613	.465	0-2	.000	197-253	.779	145	221	366	5.2	41	160-1	37	76	15	767	11.0
2011-12	66-0	1442	194-479	.405	0-1	.000	226-278	.813	113	177	290	4.4	30	159-0	54	65	9	614	9.3
2012-13	81-8	1366	176-407	.432	0-3	.000	216-300	.720	161	212	373	4.6	36	152-0	29	78	18	568	7.0
NBA (4)	246-38	4854	736-1724	.427	0-10	.000	723-944	.766	479	688	1167	4.7	135	541-1	137	240	50	2195	8.9
PLAYOFF STATISTICS																			
2010-11	5-5	164	20-60	.333	0-0	---	16-18	.889	13	14	27	5.4	5	13-0	6	9	0	56	11.2
2011-12	11-0	164	17-50	.340	0-0	---	14-21	.667	12	23	35	3.2	6	22-0	5	8	3	48	4.4
2012-13	19-0	241	26-62	.419	0-0	---	26-44	.591	36	25	61	3.2	5	41-0	6	15	0	78	4.1
NBA (3)	35-5	604	63-172	.366	0-0	---	56-83	.675	61	62	123	3.5	16	63-0	17	32	3	182	5.2

TIM HARDAWAY (#14)

Height: 6-0 Weight: 195 Birthdate: September 1, 1966 College: Texas-El Paso '89
Signed: March 27, 2003, as a free agent

3-POINT

YR	G-SS	MIN	FGM-FGA	PCT	FGM-FGA	PCT	FTM-FTA	PCT	OR	DR	TR	AVG	AST	PF-DQ	ST	TO	BKS	PTS	AVG
2002-03	10-0	127	18-49	.367	11-31	.355	2-4	.500	1	14	15	1.5	24	8-0	9	11	0	49	4.9
PLAYOFF STATISTICS																			
2002-03	4-0	47	5-15	.333	3-10	.300	0-0	---	0	2	2	0.5	9	2-0	1	3	0	13	3.3

REGGIE HARDING (#32)

Height: 7-0 Weight: 250 Birthdate: April 4, 1942 Prior to NBA: Detroit Eastern H.S. (Mich.) '63

3-POINT

YR	G-SS	MIN	FGM-FGA	PCT	FGM-FGA	PCT	FTM-FTA	PCT	OR	DR	TR	AVG	AST	PF-DQ	ST	TO	BKS	PTS	AVG
1967-68	25-0	840	142-314	.452	0-1	.000	52-90	.578	82	252	334	13.4	53	59-0	---	77	---	336	13.4

JERRY HARKNESS (#15)

Height: 6-2 Weight: 185 Birthdate: May 7, 1940 College: Loyola (IL) '63
Signed: September 1967 (Original signer)

3-POINT

YR	G-SS	MIN	FGM-FGA	PCT	FGM-FGA	PCT	FTM-FTA	PCT	OR	DR	TR	AVG	AST	PF-DQ	ST	TO	BKS	PTS	AVG
1967-68	71-0	1241	112-394	.437	1-5	.200	152-223	.682	81	112	193	2.7	129	109-1	---	77	---	497	7.0
1968-69	10-6	272	31-67	.463	0-0	---	30-47	.638	10	24	34	3.4	21	27-0	---	20	---	92	9.2
ABA (2)	81-6	1513	203-461	.440	1-5	.200	182-270	.674	91	136	227	2.8	150	136-1	---	97	---	589	7.3
PLAYOFF STATISTICS																			
1967-68	3-0	32	4-12	.333	0-0	---	2-2	1.000	---	---	5	1.7	5	6-0	---	3	---	10	3.3

AL HARRINGTON (#3, #25, #32)

Height: 6-9 Weight: 230 Birthdate: February 17, 1980 Prior to NBA: St. Patrick's H.S. (N.J.) '98
Drafted: First Round (25th pick) 1998

Traded: July 15, 2004, to Atlanta in exchange for Stephen Jackson

Acquired: August 22, 2006, from Atlanta, along with John Edwards, in exchange for a future first-round draft pick

Traded: January 19, 2007, to Golden State, along with Stephen Jackson, Sarunas Jasikevicius and Josh Powell, in exchange for Ike Diogu, Mike Dunleavy, Keith McLeod and Troy Murphy

3-POINT

YR	G-SS	MIN	FGM-FGA	PCT	FGM-FGA	PCT	FTM-FTA	PCT	OR	DR	TR	AVG	AST	PF-DQ	ST	TO	BKS	PTS	AVG
1998-99	21-0	160	18-56	.321	0-5	.000	9-15	.600	20	19	39	1.9	5	28-0	4	11	2	45	2.1
1999-00	50-0	854	121-264	.458	8-34	.235	78-111	.703	47	112	159	3.2	38	130-0	25	65	9	328	6.6
2000-01	78-38	1892	241-543	.444	1-7	.143	103-157	.656	119	262	381	4.9	130	223-2	63	148	18	586	7.5
2001-02	44-1	1313	230-484	.475	1-3	.333	115-144	.799	96	180	276	6.3	54	166-4	41	78	21	576	13.1
2002-03	62-37	2467	389-936	.434	13-46	.283	211-274	.770	159	352	511	6.2	125	280-3	71	183	33	1002	12.2
2003-04	78-15	2441	421-908	.463	21-77	.273	185-252	.734	163	345	508	6.4	131	250-1	80	163	22	1048	13.3
2006-07	36-36	1208	223-487	.458	54-118	.458	72-101	.713	71	155	226	6.3	51	116-0	25	91	10	572	15.9
NBA (7)	390-127	10335	1643-3639	.451	98-290	.338	773-1054	.733	675	1425	2100	5.4	534	1191-10	309	719	115	4157	10.7
PLAYOFF STATISTICS																			
2000-01	3-0	40	2-13	.154	0-2	.000	1-2	.500	3	1	4	1.3	3	8-0	0	1	0	5	1.7
2002-03	6-0	103	7-33	.212	0-4	.000	4-6	.667	7	15	22	3.7	5	21-0	6	10	3	18	3.0
2003-04	16-4	427	60-140	.429	2-5	.400	30-55	.545	33	69	102	6.4	12	56-1	23	28	9	152	9.5
NBA (3)	25-4	570	69-186	.371	2-11	.182	35-63	.556	43	85	128	6.1	20	85-1	29	39	12	175	7.0



ALL-TIME ROSTER

DAVID HARRISON (#13)

Height: 7-0 Weight: 280 Birthdate: August 15, 1982 College: Colorado '04

Drafted: First Round (29th pick) 2004

YR	G-GS	MIN	3-POINT			FTM-FTA	PCT	OR	DR	TR	AVG	AST	PF-DQ	ST	TO	BKS	PTS	AVG	
			FGM-FGA	PCT	FGM-FGA														
2004-05	43-14	760	106-184	.576	0-0	---	52-91	.571	48	87	135	3.1	13	134-6	16	53	55	264	6.1
2005-06	67-17	1034	148-294	.503	0-0	---	89-174	.511	84	170	254	3.8	14	193-3	23	79	59	385	5.7
2006-07	24-2	190	30-58	.517	0-0	---	11-22	.500	9	33	42	1.8	6	47-0	5	26	12	71	3.0
2007-08	55-0	702	90-170	.529	0-0	---	49-96	.510	43	75	118	2.1	14	164-3	20	58	59	229	4.2
NBA (4)	189-33	2686	374-706	.530	0-0	---	201-383	.525	184	365	549	2.9	47	538-12	64	216	185	949	5.0

PLAYOFF STATISTICS

2005-06	6-0	31	3-9	.333	0-0	---	7-12	.583	1	4	5	0.8	0	11-0	1	4	1	13	2.2
---------	-----	----	-----	------	-----	-----	------	------	---	---	---	-----	---	------	---	---	---	----	-----

SCOTT HASKIN (#43)

Height: 6-11 Weight: 250 Birthdate: September 19, 1970 College: Oregon State '93

Drafted: First Round (14th pick) 1993

Waived: September 27, 1996

YR	G-GS	MIN	3-POINT			FTM-FTA	PCT	OR	DR	TR	AVG	AST	PF-DQ	ST	TO	BKS	PTS	AVG	
			FGM-FGA	PCT	FGM-FGA														
1993-94	27-2	186	21-45	.467	0-0	---	13-19	.684	17	38	55	2.0	6	33-0	2	13	15	55	2.0
1994-95	DID NOT PLAY - INJURED																		
1995-96	DID NOT PLAY - INJURED																		

JOE HASSETT (#10, #11, #30)

Height: 6-5 Weight: 180 Birthdate: September 11, 1955 College: Providence '77

Signed: October 20, 1979, as a free agent

Drafted: May 28, 1980, by Dallas in expansion draft

YR	G-GS	MIN	3-POINT			FTM-FTA	PCT	OR	DR	TR	AVG	AST	PF-DQ	ST	TO	BKS	PTS	AVG	
			FGM-FGA	PCT	FGM-FGA														
1979-80	74-2	1135	215-509	.422	69-198	.348	24-29	.828	35	59	94	1.3	104	85-0	46	45	8	523	7.1

LUTHER HEAD (#13)

Height: 6-3 Weight: 185 Birthdate: November 26, 1982 College: Illinois '05

Signed: September 17, 2009, as a free agent

YR	G-GS	MIN	3-POINT			FTM-FTA	PCT	OR	DR	TR	AVG	AST	PF-DQ	ST	TO	BKS	PTS	AVG	
			FGM-FGA	PCT	FGM-FGA														
2009-10	47-10	813	136-311	.437	37-105	.352	48-58	.828	6	74	80	1.7	72	53-0	18	54	9	357	7.6

ROY HIBBERT (#55)

Height: 7-2 Weight: 275 Birthdate: December 11, 1986 College: Georgetown '08

Acquired: July 9, 2008, from Toronto, along with Maceo Baston, T.J. Ford and Rasho Nesterovic, in exchange for Jermaine O'Neal and Nathan Jawai

Traded: July 2, 2015, to L.A. Lakers, in exchange for a future second round draft pick

YR	G-GS	MIN	3-POINT			FTM-FTA	PCT	OR	DR	TR	AVG	AST	PF-DQ	ST	TO	BKS	PTS	AVG	
			FGM-FGA	PCT	FGM-FGA														
2008-09	70-42	1009	198-420	.471	0-0	---	98-147	.667	115	128	243	3.5	49	215-5	20	55	76	494	7.1
2009-10	81-69	2035	387-782	.495	3-6	.500	169-224	.754	177	287	464	5.7	158	285-5	30	145	131	946	11.7
2010-11	81-80	2244	410-890	.461	0-4	.000	205-275	.745	182	428	610	7.5	166	256-1	33	185	142	1025	12.7
2011-12	65-65	1937	532-868	.497	0-1	.000	170-239	.711	213	359	572	8.8	108	195-1	32	128	128	834	12.8
2012-13	78-79	2269	385-859	.448	1-4	.250	166-224	.741	296	360	656	8.3	113	279-5	39	162	206	937	11.9
2013-14	81-81	2409	331-754	.439	2-5	.400	207-269	.770	202	336	538	6.6	91	269-4	29	148	182	871	10.8
2014-15	76-76	1926	317-710	.446	0-2	.000	168-204	.824	156	384	540	7.1	84	216-2	18	107	125	802	10.6
NBA (7)	533-492	13829	2360-5083	.464	6-22	.273	1183-1582	.748	1341	2282	3623	6.8	769	1716-23	201	930	990	5909	11.1

PLAYOFF STATISTICS

2010-11	5-5	132	20-45	.444	0-0	---	12-17	.706	15	19	34	6.8	3	21-0	2	13	9	52	10.4
2011-12	11-11	340	52-104	.500	1-1	1.000	24-36	.667	45	78	123	11.1	12	38-1	4	22	34	129	11.7
2012-13	19-19	694	120-235	.511	0-0	---	83-103	.806	90	98	188	9.9	26	74-1	4	43	37	323	17.0
2013-14	19-19	542	66-147	.449	0-1	.000	44-57	.772	44	61	105	5.5	17	62-0	4	25	26	176	9.3
NBA (4)	54-54	1708	258-531	.486	1-2	.500	163-213	.765	194	256	450	8.3	58	195-2	14	103	106	680	12.6



BUDDY HIELD (#24)

Height: 6-4 **Weight:** 220 **Birthdate:** December 17, 1992 **College:** Oklahoma **Native Country:** Bahamas
Acquired: February 8, 2022, from Sacramento along with Tyrese Haliburton and Tristan Thompson in exchange for Justin Holiday, Jeremy Lamb, Domantas Sabonis and a future second-round draft pick

3-POINT

YR	G-SS	MIN	FGM-FGA	PCT	FGM-FGA	PCT	FTM-FTA	PCT	OR	DR	TR	AVG	AST	PF-DQ	ST	TO	BKS	PTS	AVG
2021-22	26-26	925	181-405	.447	80-221	.362	31-35	.886	23	109	132	124	5.1	71-0	24	63	10	473	18.2

EARLE HIGGINS (#23)

Height: 6-8 **Weight:** 200 **Birthdate:** December 30, 1946 **College:** Eastern Michigan '70
Drafted: Third Round 1970

3-POINT

YR	G-SS	MIN	FGM-FGA	PCT	FGM-FGA	PCT	FTM-FTA	PCT	OR	DR	TR	AVG	AST	PF-DQ	ST	TO	BKS	PTS	AVG
1970-71	53-0	467	104-223	.466	3-17	.176	20-30	.667	48	80	128	2.4	35	109-4	---	26	---	231	4.4
1971-72	DID NOT PLAY - COACH'S DECISION																		

PLAYOFF STATISTICS

1970-71	5-0	31	6-20	.300	0-2	.000	5-7	.714	3	8	11	2.2	1	5-0	---	5	---	17	3.4
---------	-----	----	------	------	-----	------	-----	------	---	---	----	-----	---	-----	-----	---	-----	----	-----

GEORGE HILL (#3)

Height: 6-2 **Weight:** 180 **Birthdate:** May 4, 1986 **College:** IUPUI
Acquired: June 24, 2011, from San Antonio in exchange for the rights to Kawhi Leonard, Davis Bertans and Erazem Lorbek.
Traded: June 22, 2016, to Atlanta in a three-team trade in which the Pacers received Jeff Teague from Atlanta

3-POINT

YR	G-SS	MIN	FGM-FGA	PCT	FGM-FGA	PCT	FTM-FTA	PCT	OR	DR	TR	AVG	AST	PF-DQ	ST	TO	BKS	PTS	AVG
2011-12	50-9	1274	168-380	.442	54-147	.367	91-117	.778	31	120	151	3.0	145	98-1	42	52	17	481	9.6
2012-13	76-76	2820	386-871	.443	130-353	.368	174-213	.817	47	237	284	3.7	355	134-0	81	116	26	1076	14.2
2013-14	76-76	2434	272-616	.442	95-260	.365	142-176	.807	53	230	283	3.7	285	158-0	75	92	23	781	10.3
2014-15	43-36	1267	255-535	.477	69-193	.358	113-143	.790	25	154	179	4.2	220	111-1	44	69	14	692	16.1
2015-16	74-73	2524	326-739	.441	128-314	.408	114-150	.760	58	240	298	4.0	259	149-0	83	101	17	894	12.1
NBA (5)	319-270	10029	1407-3141	.448	476-1267	.376	634-799	.793	214	981	1195	3.7	1244	650-2	325	430	97	3924	12.3

PLAYOFF STATISTICS

2011-12	11-11	346	47-105	.448	15-40	.375	39-46	.848	9	16	25	2.3	32	21-0	13	22	3	148	13.5
2012-13	18-18	685	83-207	.401	34-95	.358	63-76	.829	5	61	66	3.7	77	41-0	23	40	4	263	14.6
2013-14	19-19	687	79-178	.444	28-77	.364	44-61	.721	13	58	71	3.7	57	43-0	23	28	4	230	12.1
2015-16	7-7	235	32-57	.561	13-27	.481	18-22	.818	6	13	19	2.7	15	16-0	6	8	1	95	13.6
NBA (4)	55-55	1953	241-547	.440	90-239	.377	164-205	.800	33	148	181	3.3	181	121-0	65	98	12	736	13.4

JORDAN HILL (#27)

Height: 6-10 **Weight:** 245 **Birthdate:** July 27, 1987 **College:** Arizona
Signed: As a free agent, July 13, 2015

3-POINT

YR	G-SS	MIN	FGM-FGA	PCT	FGM-FGA	PCT	FTM-FTA	PCT	OR	DR	TR	AVG	AST	PF-DQ	ST	TO	BKS	PTS	AVG
2015-16	73-11	1513	278-549	.506	0-1	.000	89-125	.712	156	295	451	6.2	87	155-0	36	92	37	645	8.8

PLAYOFF STATISTICS

2015-16	5-0	15	0-3	.000	0-0	---	0-0	---	2	4	6	1.2	2	1-0	0	0	0	0	0.0
---------	-----	----	-----	------	-----	-----	-----	-----	---	---	---	-----	---	-----	---	---	---	---	-----

SOLOMON HILL (#9, #44)

Height: 6-7 **Weight:** 225 **Birthdate:** March 18, 1991 **College:** Arizona
Drafted: First Round (23rd pick) 2013

3-POINT

YR	G-SS	MIN	FGM-FGA	PCT	FGM-FGA	PCT	FTM-FTA	PCT	OR	DR	TR	AVG	AST	PF-DQ	ST	TO	BKS	PTS	AVG
2013-14	28-0	226	17-40	.425	7-23	.304	6-7	.857	9	32	41	1.5	12	19-0	5	13	2	47	1.7
2014-15	82-78	2381	251-634	.396	68-208	.327	159-193	.824	70	244	314	3.8	184	177-0	66	115	18	729	8.9
2015-16	59-3	866	93-208	.447	24-74	.324	36-42	.857	39	127	166	2.8	57	68-0	37	33	11	246	4.2
NBA (3)	169-81	3473	361-882	.409	99-305	.325	201-242	.831	118	403	521	3.1	253	264-0	108	161	31	1022	6.0

PLAYOFF STATISTICS

2013-14	1-0	1	0-0	---	0-0	---	0-0	---	0	0	0	0.0	0	0-0	0	0	0	0	0.0
2015-16	7-0	198	14-31	.452	11-19	.579	15-16	.938	5	23	28	4.0	8	20-0	2	3	0	54	7.7
NBA (2)	8-0	199	14-31	.452	11-19	.579	15-19	.938	5	23	28	3.5	8	20-0	2	3	0	54	6.8



ALL-TIME ROSTER

DARNELL HILLMAN (#20)

Height: 6-9 Weight: 215 Birthdate: August 29, 1949 College: San Jose State '71

Drafted: First Round 1971

Traded: April 11, 1977, to the New York Nets, along with a first-round draft pick, in exchange for John Williamson

YR	G-GS	MIN	3-POINT			FTM-FTA	PCT	OR	DR	TR	AVG	AST	PF-DQ	ST	TO	BKS	PTS	AVG	
			FGM-FGA	PCT	FTM-FTA														
1971-72	73-5	1386	200-410	.488	1-5	.200	114-177	.644	152	326	478	6.5	49	210-4	---	84	---	515	7.1
1972-73	84-52	2541	328-735	.446	0-9	.000	148-252	.587	218	517	735	8.8	128	291-3	57	154	116	804	9.6
1973-74	83-43	2319	328-658	.498	3-8	.375	99-191	.518	198	478	676	8.1	96	295-7	70	177	177	758	9.1
1974-75	81-76	2603	486-923	.527	0-4	.000	152-202	.752	296	451	747	9.2	131	330-11	73	209	133	1124	13.9
1975-76	74-68	2166	375-828	.453	1-4	.250	243-336	.723	248	422	670	9.1	147	306-13	80	196	80	994	13.4
1976-77	82-59	2302	859-811	.443	---	---	161-244	.660	228	485	693	8.5	166	353-15	95	---	106	879	10.7
ABA (5)	395-244	11015	1717-3554	.483	5-30	.167	756-1158	.653	1112	2184	3306	8.4	551	1432-38	280	820	506	4195	10.6
TOTAL (6)	395-244	11015	1717-3554	.483	5-30	.167	756-1158	.653	1112	2184	3306	8.4	551	1432-38	280	820	506	4195	10.6
PLAYOFF STATISTICS																			
1971-72	20-0	327	53-95	.558	0-2	.000	18-33	.545	45	65	110	5.5	9	52-0	---	20	---	124	6.2
1972-73	18-10	485	43-101	.426	0-0	---	20-35	.571	39	96	135	7.5	17	44-0	5	29	16	106	5.9
1973-74	14-5	352	47-85	.553	0-1	.000	23-46	.500	37	63	100	7.1	12	44-1	6	20	16	117	8.4
1974-75	17-11	482	73-146	.500	0-0	---	35-51	.686	40	93	133	7.8	14	68-0	10	24	30	181	10.6
1975-76	3-3	111	16-39	.410	0-0	---	11-14	.786	13	18	31	11.7	10	14-0	6	10	5	43	14.3
ABA (5)	72-29	1757	232-466	.498	0-3	.000	107-179	.598	174	335	509	7.1	62	222-1	27	103	67	571	7.9

NATE HINTON (#14)

Height: 6-5 Weight: 210 Birthdate: June 8, 1999 College: Houston

Signed: December 30, 2021, to a 10-day contract; April 7, 2022, to a two-way contract

YR	G-GS	MIN	3-POINT			FTM-FTA	PCT	OR	DR	TR	AVG	AST	PF-DQ	ST	TO	BKS	PTS	AVG	
			FGM-FGA	PCT	FTM-FTA														
2021-22	2-0	2	0-1	.000	0-0	---	0-0	---	0	0	0	0.0	0	0-0	0	1	0	0	0.0

FRED HOIBERG (#20)

Height: 6-4 Weight: 203 Birthdate: October 15, 1972 College: Iowa State '95

Drafted: Second Round (52nd pick) 1995

YR	G-GS	MIN	3-POINT			FTM-FTA	PCT	OR	DR	TR	AVG	AST	PF-DQ	ST	TO	BKS	PTS	AVG	
			FGM-FGA	PCT	FTM-FTA														
1995-96	15-1	85	8-19	.421	1-3	.333	15-18	.833	4	5	9	0.6	8	12-0	6	7	1	32	2.1
1996-97	47-0	572	67-156	.429	29-70	.414	61-77	.792	13	68	81	1.7	41	51-0	40	22	6	224	4.8
1997-98	65-1	874	85-222	.383	32-85	.376	59-69	.855	14	109	123	1.9	45	101-0	20	22	3	261	4.0
1998-99	12-0	87	6-21	.286	1-9	.111	6-6	1.000	2	9	11	0.9	4	11-0	0	3	0	19	1.6
NBA (4)	139-2	1618	166-418	.397	63-167	.377	141-170	.829	33	191	224	1.6	98	175-0	73	54	10	536	3.9
PLAYOFF STATISTICS																			
1997-98	2-0	20	3-8	.375	1-2	.500	2-2	1.000	1	3	4	2.0	1	2-0	1	0	0	9	4.5
1998-99	4-0	20	2-4	.500	0-0	---	0-0	---	0	3	3	0.8	2	1-0	3	0	0	4	1.0
ABA (2)	6-0	40	5-12	.417	1-2	.500	2-2	1.000	1	6	7	1.2	3	3-0	4	0	0	13	2.2

AARON HOLIDAY (#3)

Height: 6-1 Weight: 185 Birthdate: September 30, 1996 College: UCLA

Drafted: First Round (23rd overall pick), 2018

YR	G-GS	MIN	3-POINT			FTM-FTA	PCT	OR	DR	TR	AVG	AST	PF-DQ	ST	TO	BKS	PTS	AVG	
			FGM-FGA	PCT	FTM-FTA														
2018-19	50-0	646	105-262	.401	43-127	.339	41-50	.820	5	62	87	1.7	87	70-0	21	40	13	294	5.6
2019-20	66-33	1617	233-563	.414	87-221	.394	74-87	.851	22	134	156	2.4	225	120-0	55	88	16	627	9.5
2020-21	66-8	1176	170-436	.390	67-182	.368	68-83	.819	15	74	89	1.3	123	94-0	46	66	13	475	7.2
NBA (3)	182-41	3439	508-1261	.403	197-530	.372	183-220	.832	42	270	312	1.7	435	285-0	122	194	42	1396	7.7
PLAYOFF STATISTICS																			
2018-19	3-0	13	2-5	.400	1-2	.500	0-0	---	0	0	0	0.0	0	3-0	0	1	0	5	1.7
2019-20	4-2	72	12-21	.571	4-9	.444	3-5	.600	1	4	5	1.2	10	10-0	4	4	0	31	7.8
NBA (2)	7-2	85	14-26	.538	5-11	.455	3-5	.600	1	4	5	0.7	10	13-0	4	5	0	36	5.1

JUSTIN HOLIDAY (#8)

Height: 6-6 Weight: 180 Birthdate: April 5, 1989 College: Washington

Signed: July 31, 2019, as a free agent; Re-signed 11/22/2020

Traded: February 8, 2022, to Sacramento along with Jeremy Lamb, Domantas Sabonis and a future second-round draft pick in exchange for Tyrese Haliburton, Buddy Hield and Tristan Thompson

YR	G-GS	MIN	3-POINT			FTM-FTA	PCT	OR	DR	TR	AVG	AST	PF-DQ	ST	TO	BKS	PTS	AVG	
			FGM-FGA	PCT	FTM-FTA														
2019-20	73-6	1826	208-486	.428	134-331	.405	55-57	.791	31	206	238	3.3	93	137-0	87	44	46	603	8.3
2020-21	72-52	2183	258-625	.413	173-453	.382	67-85	.788	32	224	258	3.6	119	135-2	74	54	41	756	10.5
2021-22	49-40	1416	190-458	.415	127-336	.378	34-41	.829	18	117	135	2.8	90	105-2	36	49	18	541	11.0
NBA (3)	194-98	5425	656-1569	.416	434-1120	.388	154-193	.798	82	547	629	3.2	302	377-4	197	147	105	1940	9.8
PLAYOFF STATISTICS																			
2019-20	4-2	131	10-21	.476	8-16	.500	1-3	.333	4	11	15	3.3	3	8-0	6	3	5	29	7.3



BOB HOOPER (#12)

Height: 6-0 Weight: 180 Birthdate: December 22, 1946 College: Dayton '68
 Drafted: Ninth Round 1968

3-POINT

YR	G-GS	MIN	FGM-FGA	PCT	FGM-FGA	PCT	FTM-FTA	PCT	OR	DR	TR	AVG	AST	PF-DQ	ST	TO	BKS	PTS	AVG
1968-69	54-20	955	112-271	.413	4-32	.125	43-59	.729	35	74	109	2.0	142	91-0	---	52	---	271	5.0
PLAYOFF STATISTICS																			
1968-69	16-1	288	25-74	.338	4-16	.250	22-26	.850	---	---	38	2.4	45	41-0	---	13	---	76	4.8

JARRETT JACK (#1)

Height: 6-3 Weight: 197 Birthdate: October 28, 1993 College: Georgia Tech
 Acquired: July 9, 2008, from Portland, along with Josh McRoberts and Brandon Rush, in exchange for Ike Diogu and Jerryd Bayless

3-POINT

YR	G-GS	MIN	FGM-FGA	PCT	FGM-FGA	PCT	FTM-FTA	PCT	OR	DR	TR	AVG	AST	PF-DQ	ST	TO	BKS	PTS	AVG
2008-09	82-53	2716	386-853	.453	78-221	.353	224-263	.852	44	232	276	3.4	338	179-0	88	184	17	1074	13.1

ISAIAH JACKSON (#23)

Height: 6-10 Weight: 210 Birthdate: January 10, 2002 College: Kentucky
 Acquired: August 6, 2021, from the Los Angeles Lakers as part of a five-team trade; in exchange, the Pacers sent Aaron Holiday and the draft rights to Isaiah Todd to Washington

3-POINT

YR	G-GS	MIN	FGM-FGA	PCT	FGM-FGA	PCT	FTM-FTA	PCT	OR	DR	TR	AVG	AST	PF-DQ	ST	TO	BKS	PTS	AVG
2021-22	36-15	541	116-206	.563	5-16	.313	60-88	.682	60	89	149	4.1	10	92-3	25	40	52	297	8.3

MARK JACKSON (#13)

Height: 6-3 Weight: 180 Birthdate: April 1, 1965 College: St. John's (N.Y.) '87
 Acquired: June 30, 1994, from the L.A. Clippers, along with the draft rights to Greg Minor, in exchange for the draft rights to Eric Piatkowski, Pooh Richardson and Malik Sealy

Traded: June 13, 1996, to Denver, along with Ricky Pierce and a draft pick, in exchange for Jalen Rose, Reggie Williams and a draft pick
 Acquired: February 20, 1997, from Denver, along with LaSalle Thompson, in exchange for Vincent Askew, Eddie Johnson and Indiana's 1997 and 1998 second-round draft picks

3-POINT

YR	G-GS	MIN	FGM-FGA	PCT	FGM-FGA	PCT	FTM-FTA	PCT	OR	DR	TR	AVG	AST	PF-DQ	ST	TO	BKS	PTS	AVG
1994-95	82-67	2402	239-566	.422	27-87	.310	119-153	.778	73	233	306	3.7	616	148-0	105	210	16	624	7.6
1995-96	81-81	2643	296-626	.473	64-149	.430	150-191	.785	66	241	307	3.8	635	153-0	100	201	5	806	10.0
1996-97	30-30	1053	97-227	.427	18-57	.316	59-77	.766	20	104	124	4.1	294	57-0	46	102	3	271	9.0
1997-98	82-82	2413	249-598	.416	43-137	.314	137-180	.761	67	255	322	3.9	713	132-0	84	174	2	678	8.3
1998-99	49-49	1382	138-329	.419	32-103	.311	65-79	.823	33	151	184	3.8	386	58-0	42	99	3	373	7.6
1999-00	81-81	2190	246-570	.432	89-221	.403	79-98	.806	63	233	296	3.7	650	111-0	76	174	10	660	8.1
NBA (6)	405-390	12083	1265-2916	.434	273-754	.362	609-778	.783	322	1217	1539	3.8	3294	659-0	453	960	39	3412	8.4
PLAYOFF STATISTICS																			
1994-95	17-17	553	59-130	.454	16-40	.400	34-46	.739	27	62	89	5.2	121	34-0	15	41	0	168	9.9
1995-96	5-5	186	18-51	.353	4-8	.222	13-17	.765	3	22	25	5.0	30	9-0	6	13	0	53	10.6
1997-98	16-16	494	53-127	.417	14-37	.378	27-34	.794	18	55	73	4.6	133	28-0	23	47	0	147	9.2
1998-99	13-13	451	51-103	.495	14-34	.412	30-42	.714	14	45	59	4.5	112	32-0	14	35	1	146	11.2
1999-00	23-23	634	69-176	.392	21-67	.313	28-31	.903	12	74	86	3.7	178	42-0	19	43	2	187	8.1
NBA (5)	74-74	2318	250-587	.426	169-196	.352	132-170	.776	74	258	332	4.5	574	145-0	77	179	3	701	9.5

RALPH JACKSON (#2)

Height: 6-2 Weight: 185 Birthdate: October 26, 1962 College: UCLA '84
 Drafted: Fourth Round (71st pick) 1984
 Waived: November 7, 1984

3-POINT

YR	G-GS	MIN	FGM-FGA	PCT	FGM-FGA	PCT	FTM-FTA	PCT	OR	DR	TR	AVG	AST	PF-DQ	ST	TO	BKS	PTS	AVG
1984-85	1-0	12	1-3	.333	0-0	---	0-0	---	1	0	1	1.0	4	1-0	2	1	0	2	2.0

STEPHEN JACKSON (#1)

Height: 6-8 Weight: 218 Birthdate: April 5, 1978 Prior to NBA: Oak Hill Academy (Va.)
 Acquired: July 15, 2004, from Atlanta in exchange for Al Harrington
 Traded: January 19, 2007, to Golden State, along with Al Harrington, Sarunas Jasikevicius and Josh Powell, in exchange for Ike Diogu, Mike Dunleavy, Keith McLeod and Troy Murphy

3-POINT

YR	G-GS	MIN	FGM-FGA	PCT	FGM-FGA	PCT	FTM-FTA	PCT	OR	DR	TR	AVG	AST	PF-DQ	ST	TO	BKS	PTS	AVG
2004-05	51-49	1808	330-819	.403	103-286	.360	190-229	.830	44	206	250	4.9	119	154-4	64	123	14	953	18.7
2005-06	81-81	2910	472-1148	.411	117-339	.345	268-341	.786	48	264	312	3.9	225	195-0	104	203	43	1329	16.4
2006-07	37-32	1166	180-430	.419	41-138	.297	120-146	.822	17	78	95	2.6	114	87-2	33	81	20	521	14.1
NBA (3)	169-162	5902	982-2397	.410	261-763	.342	578-716	.807	109	548	657	3.9	458	436-6	201	407	77	2803	16.6
PLAYOFF STATISTICS																			
2004-05	13-13	472	70-178	.393	20-63	.317	49-60	.817	7	43	50	3.8	29	39-0	25	34	6	209	16.1
2005-06	6-6	227	30-82	.366	6-26	.231	14-18	.778	5	22	27	4.5	20	23-1	4	15	1	80	13.3
NBA (2)	19-19	699	100-260	.385	26-89	.292	63-78	.808	12	65	77	4.1	49	62-1	29	49	7	289	15.2



ALL-TIME ROSTER

TRACY JACKSON (#7)

Height: 6-6 Weight: 215 Birthdate: April 21, 1959 College: Notre Dame '81
Signed: January 12, 1984, as a free agent

3-POINT

YR	G-6S	MIN	FGM-FGA	PCT	FGM-FGA	PCT	FTM-FTA	PCT	OR	DR	TR	AVG	AST	PF-DQ	ST	TO	BKS	PTS	AVG
1983-84	2-0	10	1-4	.250	0-0	---	4-4	1.000	1	0	1	0.5	0	3-0	0	1	0	6	3.0

DEJON JARREAU (#17)

Height: 6-5 Weight: 185 Birthdate: January 23, 1998 College: Houston
Signed: August 24, 2021, to a two-way contract
Waived: December 15, 2021

3-POINT

YR	G-6S	MIN	FGM-FGA	PCT	FGM-FGA	PCT	FTM-FTA	PCT	OR	DR	TR	AVG	AST	PF-DQ	ST	TO	BKS	PTS	AVG
2021-22	1-0	1	0-0	---	0-0	---	0-0	---	0	0	0	0.0	0	0-0	0	0	0	0	0.0

SARUNAS JASKEVICIUS (#3)

Height: 6-4 Weight: 197 Birthdate: March 5, 1976 College: Maryland '98
Signed: August 11, 2005, as a free agent
Traded: January 19, 2007, to Golden State, along with Al Harrington, Stephen Jackson and Josh Powell, in exchange for Ike Diogu, Mike Dunleavy, Keith McLeod and Troy Murphy

3-POINT

YR	G-6S	MIN	FGM-FGA	PCT	FGM-FGA	PCT	FTM-FTA	PCT	OR	DR	TR	AVG	AST	PF-DQ	ST	TO	BKS	PTS	AVG
2005-06	75-15	1557	170-429	.396	86-236	.364	121-133	.910	19	134	153	2.0	227	108-0	40	116	4	547	7.3
2006-07	37-1	664	91-221	.412	32-86	.372	59-64	.922	10	38	48	1.3	111	53-0	13	59	0	273	7.4
NBA (2)	112-16	2221	261-650	.402	118-322	.366	180-197	.914	29	172	201	1.8	338	161-0	53	175	4	820	7.3

PLAYOFF STATISTICS

2005-06	6-0	66	7-19	.368	2-9	.222	1-2	.500	1	5	6	1.0	6	7-0	0	5	1	17	2.8
---------	-----	----	------	------	-----	------	-----	------	---	---	---	-----	---	-----	---	---	---	----	-----

AL JEFFERSON (#7, #25)

Height: 6-10 Weight: 280 Birthdate: January 4, 1985 Prior to NBA: Prentiss H.S. (Miss.)
Signed: As a free agent, July 9, 2016
Waived: July 2, 2018

3-POINT

YR	G-6S	MIN	FGM-FGA	PCT	FGM-FGA	PCT	FTM-FTA	PCT	OR	DR	TR	AVG	AST	PF-DQ	ST	TO	BKS	PTS	AVG
2016-17	66-1	931	235-471	.499	0-1	.000	65-85	.765	75	203	278	4.2	57	125-0	19	33	16	535	8.1
2017-18	36-1	484	111-208	.534	0-3	.000	30-36	.833	30	113	143	4.0	30	66-1	16	21	23	252	7.0
NBA (2)	102-2	1415	346-679	.510	0-4	.000	95-121	.785	105	316	421	4.1	87	191-1	35	54	39	787	7.7

BRITTON JOHNSEN (#32)

Height: 6-10 Weight: 210 Birthdate: July 8, 1979 College: Utah '03
Signed: November 25, 2004, as a free agent
Waived: December 7, 2004

3-POINT

YR	G-6S	MIN	FGM-FGA	PCT	FGM-FGA	PCT	FTM-FTA	PCT	OR	DR	TR	AVG	AST	PF-DQ	ST	TO	BKS	PTS	AVG
2004-05	6-1	87	6-22	.273	0-4	.000	0-0	---	5	5	10	1.7	4	10-0	1	3	0	12	2.0

ALIZE JOHNSON (#24)

Height: 6-9 Weight: 212 Birthdate: April 22, 1996 College: Missouri State
Drafted: Second Round (50th overall pick) 2018

3-POINT

YR	G-6S	MIN	FGM-FGA	PCT	FGM-FGA	PCT	FTM-FTA	PCT	OR	DR	TR	AVG	AST	PF-DQ	ST	TO	BKS	PTS	AVG
2018-19	14-0	64	4-16	.250	1-2	.500	4-8	.500	4	15	19	1.4	1	7-0	1	0	3	13	0.9
2019-20	17-1	118	12-29	.414	3-8	.375	7-10	.700	16	32	48	2.8	3	7	2	7	2	34	2.0
NBA (2)	31-1	182	16-45	.356	4-10	.400	11-18	.611	20	47	67	2.4	8	19-0	4	7	5	47	1.5

PLAYOFF STATISTICS

2019-20	1-0	1	0-0	---	0-0	---	0-0	---	0	0	0	0.0	0	0-0	0	0	0	0	0.0
---------	-----	---	-----	-----	-----	-----	-----	-----	---	---	---	-----	---	-----	---	---	---	---	-----

ANTHONY JOHNSON (#8)

Height: 6-3 Weight: 190 Birthdate: October 2, 1974 College: College of Charleston '97
Signed: July 25, 2003, as a free agent
Traded: July 24, 2006, to Dallas in exchange for Darrell Armstrong, Rawle Marshall and Josh Powell

3-POINT

YR	G-6S	MIN	FGM-FGA	PCT	FGM-FGA	PCT	FTM-FTA	PCT	OR	DR	TR	AVG	AST	PF-DQ	ST	TO	BKS	PTS	AVG
2003-04	73-7	1598	167-411	.406	41-122	.336	75-94	.798	28	102	130	1.8	202	138-0	64	75	8	450	6.2
2004-05	63-36	1747	203-456	.445	41-108	.380	85-113	.752	32	147	179	2.8	302	144-0	59	96	15	532	8.4
2005-06	75-53	1981	267-603	.443	51-155	.329	106-141	.752	31	137	168	2.2	324	132-0	63	115	22	691	9.2
NBA (3)	211-96	5326	637-1470	.433	133-385	.345	266-348	.764	91	386	477	2.3	828	414-0	186	286	45	1673	7.9

PLAYOFF STATISTICS

2003-04	16-0	332	25-69	.362	6-20	.300	17-22	.773	7	27	34	2.1	34	34-0	13	11	4	73	4.6
2004-05	13-4	316	27-77	.351	8-23	.348	29-36	.806	4	34	38	2.9	36	28-0	13	25	5	91	7.0
2005-06	6-6	242	45-87	.517	8-20	.400	22-33	.667	8	22	30	5.0	31	17-0	6	14	0	120	20.0
NBA (3)	35-10	890	97-233	.416	22-63	.349	68-91	.747	19	83	102	2.9	131	79-0	32	50	9	284	8.1



CLEMON JOHNSON (#45)

Height: 6-10 **Weight:** 240 **Birthdate:** September 12, 1956 **College:** Florida A&M '78

Acquired: October 9, 1979, from Portland in exchange for a second-round draft pick

Traded: February 15, 1983, to Philadelphia, along with a third-round draft pick, in exchange for first and second-round draft picks

3-POINT																			
YR	G-GS	MIN	FGM-FGA	PCT	FGM-FGA	PCT	FTM-FTA	PCT	OR	DR	TR	AVG	AST	PF-DQ	ST	TO	BKS	PTS	AVG
1979-80	79-0	1541	189-396	.503	0-0	---	74-117	.632	145	249	394	5.0	115	211-2	48	78	121	472	6.0
1980-81	81-2	1643	235-466	.504	0-1	.000	112-189	.593	173	295	468	5.8	144	185-1	44	121	119	582	7.2
1981-82	79-42	1979	312-641	.487	0-0	---	123-189	.651	184	387	571	7.2	127	241-3	60	138	112	747	9.5
1982-83	51-7	1216	208-389	.521	0-1	.000	77-122	.631	115	204	319	6.3	115	137-2	51	88	63	493	9.7
NBA (4)	290-51	6379	954-1902	.502	0-2	.000	386-617	.626	617	1135	1752	6.0	501	774-8	203	425	415	2294	7.9
PLAYOFF STATISTICS																			
1980-81	2-1	55	5-12	.417	0-0	---	5-10	.500	10	10	20	10.0	3	3-0	4	3	2	15	7.5

EDDIE JOHNSON (#8)

Height: 6-7 **Weight:** 215 **Birthdate:** May 1, 1959 **College:** Illinois '81

Signed: October 2, 1995, as a free agent

Traded: February 20, 1997, to Denver, along with Vincent Askew and Indiana's 1997 and 1998 second-round draft picks, in exchange for Mark Jackson and LaSalle Thompson

3-POINT																			
YR	G-GS	MIN	FGM-FGA	PCT	FGM-FGA	PCT	FTM-FTA	PCT	OR	DR	TR	AVG	AST	PF-DQ	ST	TO	BKS	PTS	AVG
1995-96	62-0	1002	180-436	.413	45-128	.352	70-79	.886	45	108	153	2.5	69	104-1	20	56	4	475	7.7
1996-97	28-1	306	59-136	.434	9-28	.321	20-27	.741	3	37	40	1.4	17	33-0	5	17	1	147	5.3
NBA (2)	90-1	1308	239-572	.418	54-156	.346	90-106	.849	48	145	193	2.1	86	137-1	25	73	5	622	6.9
PLAYOFF STATISTICS																			
1995-96	1-0	9	0-5	.000	0-2	.000	0-0	---	0	0	0	---	1	0-0	0	0	0	0	0.0

GEORGE JOHNSON (#24)

Height: 6-7 **Weight:** 225 **Birthdate:** December 8, 1956 **College:** St. John's (N.Y.) '78

Acquired: September 11, 1980, from Milwaukee, along with a second-round draft pick, in exchange for Mickey Johnson

Signed: December 15, 1984, with Philadelphia; Indiana compensated with two second-round draft picks

3-POINT																			
YR	G-GS	MIN	FGM-FGA	PCT	FGM-FGA	PCT	FTM-FTA	PCT	OR	DR	TR	AVG	AST	PF-DQ	ST	TO	BKS	PTS	AVG
1980-81	43-19	930	182-394	.462	0-5	.000	93-122	.762	99	179	278	6.5	86	120-1	47	85	23	457	10.6
1981-82	59-4	720	120-291	.412	0-2	.000	60-80	.750	72	145	217	3.7	40	147-2	36	70	25	300	5.1
1982-83	82-64	2297	409-858	.477	7-38	.184	126-172	.733	176	369	545	6.6	220	279-6	77	242	53	951	11.6
1983-84	81-20	2073	411-884	.465	11-47	.234	223-270	.826	139	321	460	5.7	195	256-3	82	186	49	1056	13.0
NBA (4)	265-107	6020	1122-2427	.462	18-92	.196	502-644	.780	486	1014	1500	5.7	541	802-12	242	583	150	2764	10.4
PLAYOFF STATISTICS																			
1980-81	2-1	23	5-8	.625	0-0	---	0-0	---	1	3	4	2.0	1	1-0	0	2	0	10	5.0

GUS JOHNSON (#25)

Height: 6-6 **Weight:** 230 **Birthdate:** December 13, 1938 **College:** Idaho '63

Signed: December 15, 1972, as a free agent

3-POINT																			
YR	G-GS	MIN	FGM-FGA	PCT	FGM-FGA	PCT	FTM-FTA	PCT	OR	DR	TR	AVG	AST	PF-DQ	ST	TO	BKS	PTS	AVG
1972-73	50-1	753	132-289	.441	4-21	.190	31-42	.738	85	160	245	4.9	62	113-1	17	70	13	299	6.0
PLAYOFF STATISTICS																			
1972-73	17-0	184	15-59	.254	0-3	.000	12-16	.750	23	46	69	4.1	15	27-0	5	18	2	42	2.5

MICKY JOHNSON (#8)

Height: 6-10 **Weight:** 190 **Birthdate:** August 31, 1952 **College:** Aurora College '74

Signed: July 17, 1979, as a free agent

Traded: September 11, 1980, to Milwaukee in exchange for George Johnson and a second-round draft pick

3-POINT																			
YR	G-GS	MIN	FGM-FGA	PCT	FGM-FGA	PCT	FTM-FTA	PCT	OR	DR	TR	AVG	AST	PF-DQ	ST	TO	BKS	PTS	AVG
1979-80	82-61	2647	588-1271	.463	5-32	.156	385-482	.799	258	423	681	8.3	344	291-11	153	286	112	1566	19.1

ORLANDO JOHNSON (#11)

Height: 6-5 **Weight:** 220 **Birthdate:** March 11, 1989 **College:** California-Santa Barbara

Acquired: June 28, 2012, from Sacramento, in exchange for cash considerations

Waived: February 20, 2014

3-POINT																			
YR	G-GS	MIN	FGM-FGA	PCT	FGM-FGA	PCT	FTM-FTA	PCT	OR	DR	TR	AVG	AST	PF-DQ	ST	TO	BKS	PTS	AVG
2012-13	51-0	619	72-180	.400	36-94	.383	23-32	.719	20	80	110	2.2	47	51-0	11	29	9	203	4.0
2013-14	38-0	342	33-96	.344	8-41	.195	17-22	.773	7	44	51	1.3	16	23-0	6	14	1	91	2.4
NBA (2)	89-0	961	105-276	.380	44-135	.326	40-54	.741	27	134	161	1.8	63	74-0	17	43	10	294	3.3
PLAYOFF STATISTICS																			
2012-13	12-0	28	2-11	.182	1-3	.333	5-9	.556	0	3	3	0.1	1	0-0	0	1	0	10	0.8



ALL-TIME ROSTER

DAHNTAY JONES (#1)

Height: 6-6 Weight: 210 Birthdate: December 27, 1980 College: Duke '03

Signed: July 14, 2009, as a free agent

Traded: July 12, 2012, to Dallas, along with Darren Collison, in exchange for Ian Mahinmi

3-POINT

YR	G-GS	MIN	FGM-FGA	PCT	FGM-FGA	PCT	FTM-FTA	PCT	OR	DR	TR	AVG	AST	PF-DQ	ST	TO	BKS	PTS	AVG
2009-10	76-26	1892	287-623	.461	4-32	.125	198-257	.770	48	181	229	3.0	150	237-1	40	129	39	776	10.2
2010-11	45-2	589	100-214	.467	14-39	.359	69-90	.767	4	61	65	1.4	33	70-0	20	31	7	283	6.3
2011-12	65-3	1052	115-281	.409	33-77	.429	83-99	.838	23	94	117	1.8	63	119-0	23	46	11	346	5.3
NBA (3)	186-31	3533	502-1118	.449	51-148	.344	350-446	.785	75	336	411	2.2	246	426-1	83	206	57	1405	7.6

PLAYOFF STATISTICS

2010-11	3-0	50	9-20	.450	0-3	.000	8-9	.889	2	0	2	0.7	2	7-0	1	3	0	26	8.7
2011-12	7-0	58	4-18	.222	2-9	.222	7-7	1.000	4	3	7	1.0	3	11-0	1	3	0	17	2.4
NBA (2)	10-0	108	13-38	.342	2-12	.167	15-16	.938	6	3	9	0.9	5	18-0	2	6	0	43	4.3

FRED JONES (#20)

Height: 6-4 Weight: 210 Birthdate: March 11, 1979 College: Oregon '02

Drafted: First Round (14th pick) 2002

3-POINT

YR	G-GS	MIN	FGM-FGA	PCT	FGM-FGA	PCT	FTM-FTA	PCT	OR	DR	TR	AVG	AST	PF-DQ	ST	TO	BKS	PTS	AVG
2002-03	19-1	115	9-24	.375	2-7	.286	3-4	.750	4	5	9	0.5	5	13-0	6	6	1	23	1.2
2003-04	81-2	1508	123-311	.395	27-89	.303	124-149	.832	25	101	126	1.6	173	132-0	65	73	18	397	4.9
2004-05	77-14	2268	275-647	.425	87-229	.380	176-207	.850	34	208	242	3.1	196	171-1	61	114	31	813	10.6
2005-06	68-2	1837	293-559	.417	63-187	.337	122-160	.763	18	152	170	2.5	154	142-3	55	107	20	651	9.6
NBA (4)	245-19	5728	640-1541	.415	179-512	.350	425-520	.817	81	466	547	2.2	528	458-4	187	300	70	1884	7.7

PLAYOFF STATISTICS

2003-04	14-0	263	25-51	.490	11-22	.500	5-7	.714	3	30	33	2.4	16	31-0	7	9	7	66	4.7
2004-05	13-0	234	16-54	.296	9-23	.391	12-13	.923	1	22	23	1.8	13	13-0	8	15	2	53	4.1
2005-06	6-1	167	15-36	.417	6-16	.375	11-12	.917	2	18	20	3.3	15	13-0	6	8	1	47	7.8
NBA (3)	33-1	664	56-141	.397	28-61	.426	28-32	.875	6	70	76	2.3	44	57-0	21	32	10	166	5.0

JAMES JONES (#33)

Height: 6-8 Weight: 225 Birthdate: October 4, 1980 College: Miami (Fla.) '03

Drafted: Second Round (49th overall) 2003

Traded: August 25, 2005, to Phoenix in exchange for a future second-round draft pick

3-POINT

YR	G-GS	MIN	FGM-FGA	PCT	FGM-FGA	PCT	FTM-FTA	PCT	OR	DR	TR	AVG	AST	PF-DQ	ST	TO	BKS	PTS	AVG
2003-04	6-0	26	2-9	.222	1-4	.250	2-2	1.000	0	2	2	0.3	0	1-0	1	0	0	7	1.2
2004-05	75-24	1330	126-318	.396	66-166	.398	53-62	.855	39	135	174	2.3	57	123-1	31	43	28	371	4.9
NBA (2)	81-24	1356	128-327	.391	67-170	.394	55-64	.859	39	137	176	2.2	57	124-1	32	43	28	378	4.7

PLAYOFF STATISTICS

2004-05	13-0	214	19-46	.413	10-25	.400	4-9	.444	5	22	27	2.1	10	18-0	7	4	7	52	4.0
---------	------	-----	-------	------	-------	------	-----	------	---	----	----	-----	----	------	---	---	---	----	-----

SOLOMON JONES (#44)

Height: 6-10 Weight: 245 Birthdate: July 16, 1984 College: South Florida '06

Signed: July 30, 2009, as a free agent

3-POINT

YR	G-GS	MIN	FGM-FGA	PCT	FGM-FGA	PCT	FTM-FTA	PCT	OR	DR	TR	AVG	AST	PF-DQ	ST	TO	BKS	PTS	AVG
2009-10	52-2	675	78-176	.443	0-3	.000	51-71	.718	51	93	144	2.8	32	125-3	14	40	37	207	4.0
2010-11	39-0	528	49-121	.405	0-1	.000	41-62	.661	45	68	113	2.9	30	94-0	12	35	22	139	3.6
NBA (2)	91-2	1203	127-297	.428	0-4	.000	92-133	.692	96	161	257	2.8	62	219-3	26	75	59	346	3.8

WILBERT JONES (#22)

Height: 6-8 Weight: 205 Birthdate: February 27, 1947 College: Albany State '69

Drafted: First Round 1976 in ABA dispersal draft

3-POINT

1976-77	80-74	2709	438-1019	.430	0-0	---	166-223	.744	218	386	604	7.6	189	305-10	102	---	80	1042	13.0
---------	-------	------	----------	------	-----	-----	---------	------	-----	-----	-----	-----	-----	--------	-----	-----	----	------	------

CHARLES JORDAN (#34)

Height: 6-8 Weight: 225 Birthdate: January 31, 1954 College: Canisius '75

Drafted: Second Round (16th pick) 1975

Waived: October 4, 1976

3-POINT

1975-76	72-2	867	163-376	.434	2-10	.200	43-72	.597	96	124	220	3.1	54	184-4	33	84	13	371	5.2
---------	------	-----	---------	------	------	------	-------	------	----	-----	-----	-----	----	-------	----	----	----	-----	-----

PLAYOFF STATISTICS

1975-76	2-0	18	1-6	.167	0-0	---	0-0	---	0	5	5	2.5	2	9-0	2	1	0	2	1.0
---------	-----	----	-----	------	-----	-----	-----	-----	---	---	---	-----	---	-----	---	---	---	---	-----



CORY JOSEPH (#6)

Height: 6-3 Weight: 193 Birthdate: August 20, 1991 College: Texas
 Acquired: From the Toronto Raptors in exchange for the right to Emir Preldzic, July 14, 2017

YR	3-POINT																		
	G-SS	MIN	FGM-FGA	PCT	FGM-FGA	PCT	FTM-FTA	PCT	OR	DR	TR	AVG	AST	PF-DQ	ST	TO	BKS	PTS	AVG
2017-18	82-17	2210	265-604	.438	67-190	.353	70-94	.745	39	224	263	3.2	260	141-0	80	87	18	649	7.9
2018-19	82-9	2063	226-548	.412	55-171	.322	30-43	.698	39	240	279	3.4	321	131-0	94	80	22	537	6.5
NBA (2)	164-26	4273	491-1152	.426	122-361	.338	100-137	.730	78	464	542	3.3	581	272-0	174	167	40	1186	7.2
PLAYOFF STATISTICS																			
2017-18	7-0	143	12-33	.364	3-11	.273	6-6	1.000	2	15	17	2.4	21	10-0	9	42	2	33	4.7
2018-19	4-0	85	12-24	.500	4-9	.444	2-2	1.000	1	6	7	1.8	4	7-0	3	0	0	30	7.5
NBA (2)	11-0	228	24-57	.421	7-20	.350	8-8	1.000	3	21	24	2.2	25	17-0	12	42	2	63	5.7

KEVIN JOYCE (#43)

Height: 6-3 Weight: 190 Birthdate: June 27, 1951 College: South Carolina '73
 Acquired: 1973 from San Antonio
 Traded: 1975 to San Diego Sails

YR	3-POINT																		
	G-SS	MIN	FGM-FGA	PCT	FGM-FGA	PCT	FTM-FTA	PCT	OR	DR	TR	AVG	AST	PF-DQ	ST	TO	BKS	PTS	AVG
1973-74	56-11	987	171-432	.396	5-27	.185	64-78	.821	33	59	92	1.6	128	86-0	32	80	8	411	7.3
1974-75	81-79	2828	530-1245	.426	8-42	.190	142-160	.789	60	103	163	2.0	322	259-3	107	151	23	1210	14.9
ABA (2)	137-90	3815	701-1677	.418	13-69	.188	206-258	.798	93	162	255	1.9	450	345-3	139	231	31	1621	11.8
PLAYOFF STATISTICS																			
1973-74	10-1	136	17-53	.321	2-7	.286	8-10	.800	3	6	9	0.9	12	19-0	4	10	2	44	4.4
1974-75	18-18	593	88-211	.417	5-13	.385	32-41	.780	3	28	31	1.7	45	55-0	17	31	9	213	11.8
ABA (2)	28-19	729	105-264	.398	7-20	.350	40-51	.784	6	34	40	1.4	57	74-0	21	41	11	257	8.2

BUTCH JOYNER (#15)

Height: 6-4 Weight: 195 Birthdate: April 26, 1945 College: Indiana '68
 Drafted: 10th Round 1968
 Waived: February 1969

YR	3-POINT																		
	G-SS	MIN	FGM-FGA	PCT	FGM-FGA	PCT	FTM-FTA	PCT	OR	DR	TR	AVG	AST	PF-DQ	ST	TO	BKS	PTS	AVG
1968-69	2-0	5	0-0	---	0-0	---	0-0	---	0	1	1	0.5	0	1-0	---	0	---	0	0.0

BILLY KELLER (#11)

Height: 5-10 Weight: 185 Birthdate: August 30, 1947 College: Purdue '69
 Drafted: Eighth Round 1969
 Retired: September 27, 1976

YR	3-POINT																		
	G-SS	MIN	FGM-FGA	PCT	FGM-FGA	PCT	FTM-FTA	PCT	OR	DR	TR	AVG	AST	PF-DQ	ST	TO	BKS	PTS	AVG
1969-70	82-0	1482	252-634	.397	42-154	.273	164-193	.850	75	99	174	2.1	235	153-0	---	115	---	710	8.7
1970-71	83-0	2490	417-890	.426	84-230	.365	267-308	.867	81	159	240	2.9	437	170-1	---	196	---	1185	14.3
1971-72	76-23	1729	284-619	.428	56-169	.331	153-174	.879	82	102	184	2.2	264	108-1	---	131	---	737	9.7
1972-73	83-33	2251	421-973	.433	71-222	.320	234-269	.870	82	122	204	2.5	361	162-1	37	171	0	1147	13.8
1973-74	75-19	1428	279-615	.454	80-131	.602	107-123	.870	44	84	128	1.7	172	83-0	37	100	3	715	9.5
1974-75	79-13	1918	397-908	.437	80-240	.333	113-128	.883	90	121	211	2.7	204	101-0	59	109	3	987	12.5
1975-76	78-45	2301	409-1010	.405	123-349	.352	164-183	.896	81	147	228	2.9	307	116-0	59	148	5	1105	14.2
ABA (7)	556-133	13589	2439-5739	.425	506-1495	.338	1202-1378	.872	515	834	1349	2.4	1980	903-3	192	146	2	6586	11.8
PLAYOFF STATISTICS																			
1969-70	15-11	527	75-177	.424	3-23	.130	42-46	.913	19	32	51	3.4	68	41-0	---	29	---	195	13.0
1970-71	11-9	448	82-190	.432	23-58	.397	50-58	.862	15	27	42	3.8	59	23-1	---	35	---	237	21.5
1971-72	20-8	532	94-188	.447	19-48	.396	53-63	.841	15	20	35	1.8	84	47-0	---	26	---	240	12.0
1972-73	17-0	348	57-149	.383	8-36	.222	31-38	.816	18	34	52	3.1	63	35-0	8	16	2	153	9.0
1973-74	12-0	194	41-93	.441	15-40	.375	16-19	.842	9	9	18	1.5	25	12-0	5	16	0	113	9.4
1974-75	17-2	405	88-162	.420	17-43	.395	30-30	1.000	8	16	24	1.4	29	24-0	7	22	0	163	10.8
1975-76	3-1	50	8-16	.500	2-7	.286	0-1	.000	0	3	3	1.0	6	2-0	1	2	0	18	5.0
ABA (7)	95-31	2504	415-975	.426	87-255	.341	222-255	.871	84	141	225	2.4	334	184-1	21	146	2	1139	12.0

CLARK KELLOGG (#33)

Height: 6-7 Weight: 225 Birthdate: July 2, 1961 College: Ohio State '83
 Drafted: First Round (8th pick) 1982
 Retired: August 12, 1987

YR	3-POINT																		
	G-SS	MIN	FGM-FGA	PCT	FGM-FGA	PCT	FTM-FTA	PCT	OR	DR	TR	AVG	AST	PF-DQ	ST	TO	BKS	PTS	AVG
1982-83	81-81	2761	680-1420	.479	4-18	.222	261-352	.741	340	520	860	10.6	223	298-6	141	217	43	1625	20.1
1983-84	79-79	2678	619-1193	.519	7-21	.333	261-340	.768	230	489	719	9.1	234	242-2	121	218	28	1506	19.1
1984-85	77-65	2449	562-1112	.505	7-14	.500	301-396	.760	224	500	724	9.4	244	247-2	86	231	26	1432	18.6
1985-86	19-12	568	139-294	.473	4-13	.308	53-69	.768	51	117	168	8.8	57	59-2	28	61	8	335	17.6
1986-87	4-4	60	13-22	.364	1-2	.500	3-3	.750	7	4	11	2.8	6	12-0	5	4	0	20	5.0
NBA (5)	260-241	8514	2008-4041	.497	23-68	.338	879-1161	.757	852	1630	2482	9.5	764	858-12	381	731	105	4918	18.9



ALL-TIME ROSTER

ARVESTA KELLY (#15)

Height: 6-3 Weight: 175 Birthdate: November 20, 1945 College: Lincoln (Mo.) '67

3-POINT

YR	G-SS	MIN	FGM-FGA	PCT	FGM-FGA	PCT	FTM-FTA	PCT	OR	DR	TR	AVG	AST	PF-DQ	ST	TO	BKS	PTS	AVG
1971-72	4-0	41	3-9	.333	0-0	---	0-0	---	1	6	7	1.8	2	10-0	---	2	---	6	1.5

GREG KELSER (#11)

Height: 6-7 Weight: 205 Birthdate: September 17, 1957 College: Michigan State '79

Signed: March 25, 1985, as a free agent

3-POINT

YR	G-SS	MIN	FGM-FGA	PCT	FGM-FGA	PCT	FTM-FTA	PCT	OR	DR	TR	AVG	AST	PF-DQ	ST	TO	BKS	PTS	AVG
1984-85	10-0	114	21-53	.396	0-1	.000	20-28	.714	6	13	19	1.9	13	16-0	7	12	0	62	6.2

LARI KETNER (#8)

Height: 6-9 Weight: 265 Birthdate: February 1, 1977 College: Massachusetts '99

Signed: September 12, 2000, as a free agent

3-POINT

YR	G-SS	MIN	FGM-FGA	PCT	FGM-FGA	PCT	FTM-FTA	PCT	OR	DR	TR	AVG	AST	PF-DQ	ST	TO	BKS	PTS	AVG
2000-01	3-0	7	0-0	---	0-0	---	0-0	---	0	0	0	0.0	1	0-0	0	2	0	0	0.0

GREG KITE (#54)

Height: 6-11 Weight: 260 Birthdate: August 5, 1961 College: Brigham Young '83

Signed: March 24, 1995, as a free agent

3-POINT

YR	G-SS	MIN	FGM-FGA	PCT	FGM-FGA	PCT	FTM-FTA	PCT	OR	DR	TR	AVG	AST	PF-DQ	ST	TO	BKS	PTS	AVG
1994-95	9-0	61	3-14	.214	0-0	---	2-10	.200	10	8	18	2.0	1	13-0	0	5	0	8	0.9

PLAYOFF STATISTICS

1994-95	8-0	27	1-3	.333	0-0	---	2-2	1.000	3	4	7	0.9	0	9-0	1	2	0	4	0.5
---------	-----	----	-----	------	-----	-----	-----	-------	---	---	---	-----	---	-----	---	---	---	---	-----

BILLY KNIGHT (#25)

Height: 6-6 Weight: 195 Birthdate: June 9, 1952 College: Pittsburgh '74

Drafted: First Round (6th pick) 1974

Traded: September 1, 1977, to Buffalo in exchange for Mike Bantom and Adrian Dantley

Acquired: January 16, 1979, from Boston in exchange for Rick Robey

Traded: September 17, 1983, to New York in exchange for Vince Taylor and a first-round draft pick

3-POINT

YR	G-SS	MIN	FGM-FGA	PCT	FGM-FGA	PCT	FTM-FTA	PCT	OR	DR	TR	AVG	AST	PF-DQ	ST	TO	BKS	PTS	AVG
1974-75	80-45	2559	580-1087	.534	4-16	.250	207-259	.799	284	348	632	7.9	168	194-1	115	236	29	1371	17.1
1975-76	70-70	2775	774-1567	.494	6-15	.400	415-501	.828	294	414	708	10.1	259	206-0	92	299	23	1969	28.1
1976-77	78-77	3117	831-1687	.493	---	---	413-506	.816	223	359	582	7.5	260	197-0	117	---	19	2075	26.6
1978-79	39-3	976	222-399	.556	---	---	131-150	.873	53	121	174	4.5	86	74-0	32	96	5	575	14.7
1979-80	75-43	1910	385-722	.533	4-15	.267	212-262	.809	136	225	361	4.8	155	96-0	82	132	9	986	13.1
1980-81	82-70	2385	546-1025	.533	3-19	.158	341-410	.832	191	219	410	5.0	157	155-1	84	177	12	1436	17.5
1981-82	81-19	1803	378-764	.495	9-32	.281	233-282	.826	97	160	257	3.2	118	132-0	63	137	14	998	12.3
1982-83	80-54	2262	512-984	.520	3-19	.158	343-408	.841	152	172	324	4.1	192	143-0	66	193	8	1370	17.1
ABA (2)	150-115	5334	1354-2654	.510	10-31	.323	622-760	.818	578	762	1340	8.9	427	400-1	207	535	52	3340	22.3
NBA (6)	435-266	12453	2874-5581	.515	19-85	.224	1673-2018	.829	852	1256	2108	4.8	968	797-1	444	735	67	7440	17.1
TOTAL (8)	585-381	17787	4228-8235	.513	29-116	.250	2295-2778	.826	1430	2018	3448	5.9	1395	1197-2	651	1270	119	10780	18.4

PLAYOFF STATISTICS

1974-75	18-18	763	175-310	.565	0-2	.000	82-97	.845	64	96	160	8.9	43	45-0	17	55	1	434	24.1
1975-76	3-3	143	41-74	.554	0-1	.000	19-22	.868	10	22	32	10.7	12	9-0	2	20	0	101	33.7
1980-81	2-2	71	16-30	.533	0-0	---	5-8	.625	6	6	12	6.0	5	5-0	1	5	0	37	18.5
ABA (2)	21-21	906	216-384	.563	0-3	.000	107-119	.849	74	118	192	9.1	55	54-0	19	75	1	535	25.5
TOTAL (3)	23-23	977	232-414	.560	0-3	.000	106-127	.835	80	124	204	8.9	60	59-0	20	80	1	572	24.9

RON KOZLICKI (#42)

Height: 6-7 Weight: 215 Birthdate: December 12, 1944 College: Northwestern '67

Drafted: 13th Round 1967

Traded: May 25, 1968, to Minnesota, along with James Dawson and a first-round draft pick, in exchange for Mel Daniels

3-POINT

YR	G-SS	MIN	FGM-FGA	PCT	FGM-FGA	PCT	FTM-FTA	PCT	OR	DR	TR	AVG	AST	PF-DQ	ST	TO	BKS	PTS	AVG
1967-68	37-0	354	41-121	.339	6-29	.207	21-34	.618	30	39	69	1.9	14	31-0	---	19	---	109	2.9

PLAYOFF STATISTICS

1967-68	2-0	5	0-2	.000	0-1	.000	0-0	---	---	---	1	0.5	0	1-0	---	1	---	0	0.0
---------	-----	---	-----	------	-----	------	-----	-----	-----	-----	---	-----	---	-----	-----	---	-----	---	-----



BRUCE KUCZENSKI (#7)

Height: 6-10 Weight: 232 Birthdate: February 3, 1961 College: Connecticut '83

Signed: February 18, 1984, as a free agent

YR	3-POINT			PCT	FTM-FTA	PCT	OR	DR	TR	AVG	AST	PF-DQ	ST	TO	BKS	PTS	AVG		
	G-GS	MIN	FGM-FGA																
1983-84	5-0	51	5-17	.294	0-0	---	4-4	1.000	3	6	9	1.8	2	8-0	0	8	0	14	2.8

JOHN KUESTER (#5)

Height: 6-2 Weight: 180 Birthdate: February 6, 1955 College: North Carolina '77

Signed: August 3, 1979, as a free agent

Waived: September 25, 1980

YR	3-POINT			PCT	FTM-FTA	PCT	OR	DR	TR	AVG	AST	PF-DQ	ST	TO	BKS	PTS	AVG		
	G-GS	MIN	FGM-FGA																
1979-80	24-0	100	12-34	.353	0-0	---	5-7	.714	3	11	14	0.6	16	8-0	7	5	1	29	1.2

BO LAMAR (#1)

Height: 6-1 Weight: 180 Birthdate: April 7, 1951 College: Southwestern Louisiana '73

Drafted: November 12, 1975, in San Diego dispersal draft

YR	3-POINT			PCT	FTM-FTA	PCT	OR	DR	TR	AVG	AST	PF-DQ	ST	TO	BKS	PTS	AVG		
	G-GS	MIN	FGM-FGA																
1975-76	35-13	908	229-555	.413	21-78	.269	68-92	.739	37	61	98	2.8	135	46-0	38	75	1	547	15.6

JEREMY LAMB (#26)

Height: 6-5 Weight: 180 Birthdate: May 30, 1992 College: Connecticut

Acquired: July 6, 2019, as a free agent

Traded: February 8, 2022, to Sacramento along with Justin Holiday, Domantas Sabonis and a future second-round draft pick in exchange for Tyrese Haliburton, Buddy Hield and Tristan Thompson

YR	3-POINT			PCT	FTM-FTA	PCT	OR	DR	TR	AVG	AST	PF-DQ	ST	TO	BKS	PTS	AVG		
	G-GS	MIN	FGM-FGA																
2019-20	46-42	1291	216-479	.451	53-158	.335	92-110	.836	24	176	200	4.3	96	104-0	55	50	22	577	12.5
2020-21	36-8	765	120-276	.435	52-128	.406	71-75	.947	25	106	131	3.6	53	72-0	34	22	23	363	10.1
2021-22	39-0	613	85-228	.373	39-117	.333	67-80	.838	15	79	94	3.5	51	44-0	23	24	14	276	7.1
NBA (3)	121-50	2669	421-983	.428	144-403	.357	230-265	.868	64	361	425	3.5	200	220-0	112	96	59	1216	10.0

JEROME LANE (#43)

Height: 6-6 Weight: 230 Birthdate: December 4, 1966 College: Pittsburgh '89

Signed: January 24, 1992, as a free agent

Waived: February 11, 1992

YR	3-POINT			PCT	FTM-FTA	PCT	OR	DR	TR	AVG	AST	PF-DQ	ST	TO	BKS	PTS	AVG		
	G-GS	MIN	FGM-FGA																
1991-92	3-0	30	3-5	.600	0-0	---	0-6	.000	9	9	18	6.0	4	9-0	0	3	0	6	2.0

TY LAWSON (#10)

Height: 5-11 Weight: 195 Birthdate: November 3, 1987 College: North Carolina

Signed: As a free agent, March 7, 2016

YR	3-POINT			PCT	FTM-FTA	PCT	OR	DR	TR	AVG	AST	PF-DQ	ST	TO	BKS	PTS	AVG		
	G-GS	MIN	FGM-FGA																
2015-16	13-1	235	28-67	.418	5-14	.357	3-6	.500	6	25	31	2.4	57	16-0	10	13	1	64	4.9

PLAYOFF STATISTICS

2015-16	7-0	74	6-18	.333	0-3	.000	4-6	.667	1	6	7	1.0	10	8-0	3	6	0	16	2.3
---------	-----	----	------	------	-----	------	-----	------	---	---	---	-----	----	-----	---	---	---	----	-----

TJ LEAF (#22)

Height: 6-10 Weight: 225 Birthdate: April 30, 1997 College: UCLA

Drafted: First Round (18th overall pick) 2017

Traded: November 25, 2020, along with a future second-round draft pick to Oklahoma City in exchange for Jalen Lecque

YR	3-POINT			PCT	FTM-FTA	PCT	OR	DR	TR	AVG	AST	PF-DQ	ST	TO	BKS	PTS	AVG		
	G-GS	MIN	FGM-FGA																
2017-18	53-0	458	34-136	.471	18-42	.429	10-16	.625	29	53	82	1.5	9	45-0	5	10	4	156	2.9
2018-19	58-1	522	99-183	.541	8-31	.258	19-31	.613	43	82	125	2.2	24	35-0	9	12	19	225	3.9
2019-20	28-1	222	36-86	.419	5-18	.278	7-16	.438	23	48	71	2.5	9	22-1	10	8	4	84	3.0
NBA (3)	139-2	1203	199-405	.491	31-91	.341	36-63	.571	95	183	278	2.0	42	102-1	24	30	27	465	3.3

PLAYOFF STATISTICS

2017-18	1-0	4	0-0	---	0-0	---	0-0	---	0	0	0	0.0	0	0-0	0	0	0	0	0.0
---------	-----	---	-----	-----	-----	-----	-----	-----	---	---	---	-----	---	-----	---	---	---	---	-----

JALEN LECQUE (#0)

Height: 6-4 Weight: 185 Birthdate: June 13, 2000 High School: Brewster Academy (NH)

Acquired: November 25, 2020, from Oklahoma City in exchange for TJ Leaf and a future second-round draft pick

Waived: March 25, 2021

YR	3-POINT			PCT	FTM-FTA	PCT	OR	DR	TR	AVG	AST	PF-DQ	ST	TO	BKS	PTS	AVG		
	G-GS	MIN	FGM-FGA																
2020-21	4-0	12	1-9	.111	0-1	.000	3-3	1.000	2	3	5	1.3	2	0-0	0	0	0	5	1.3



ALL-TIME ROSTER

CARIS LEVERT (#22)

Height: 6-6 Weight: 205 Birthdate: August 25, 1994 College: Michigan

Acquired: January 16, 2021, along with cash considerations from Brooklyn, a future second-round draft pick from Cleveland and a future second-round draft pick from Houston in a four-team trade; in exchange with the Pacers sent Victor Oladipo to Houston

Traded: February 7, 2022, to Cleveland along with and a future second-round draft pick in exchange for Ricky Rubio, a future first-round draft pick and two future second-round draft picks

YR	3-POINT																		
	G-GS	MIN	FGM-FGA	PCT	FGM-FGA	PCT	FTM-FTA	PCT	OR	DR	TR	AVG	AST	PF-DQ	ST	TO	BKS	PTS	AVG
2020-21	35-35	1152	272-614	.443	62-195	.318	120-146	.822	23	139	162	4.6	173	85-0	53	76	24	726	20.7
2021-22	39-39	1214	678-622	.447	61-189	.323	111-146	.760	30	120	150	4.4	173	91-1	35	75	18	728	18.7
NBA (2)	74-74	2366	650-1236	.445	123-384	.320	231-292	.791	53	259	312	4.5	346	176-1	88	151	42	1454	19.6

FREDDIE LEWIS (#1, #14)

Height: 6-0 Weight: 180 Birthdate: July 1, 1944 College: Arizona State '66

Signed: September 1967 (original signee)

Traded: July 1974, to Memphis, along with Mel Daniels, in exchange for Charlie Edge and cash

Signed: August 31, 1976, as a free agent

YR	3-POINT																		
	G-GS	MIN	FGM-FGA	PCT	FGM-FGA	PCT	FTM-FTA	PCT	OR	DR	TR	AVG	AST	PF-DQ	ST	TO	BKS	PTS	AVG
1967-68	76-0	2921	542-1287	.421	16-74	.216	465-583	.798	152	288	440	5.8	183	217-2	---	209	---	1565	20.6
1968-69	78-75	3055	572-1300	.440	22-83	.265	419-510	.822	119	255	374	4.8	346	289-5	---	224	---	1585	20.3
1969-70	81-0	2877	448-1065	.421	47-177	.266	363-485	.790	118	159	277	3.4	289	294-5	---	190	---	1326	16.4
1970-71	81-0	3034	547-1241	.441	59-194	.304	372-461	.807	169	167	336	4.1	433	249-1	---	202	---	1525	18.8
1971-72	77-66	2714	405-947	.428	31-100	.310	341-396	.861	134	193	327	4.2	362	230-1	---	194	---	1182	15.4
1972-73	72-50	2217	375-860	.436	38-110	.345	287-349	.822	97	131	228	3.2	288	204-4	57	173	8	1075	14.9
1973-74	78-37	2164	290-728	.398	13-72	.181	182-219	.831	84	117	201	2.6	322	189-3	99	169	11	775	9.9
1976-77	32-4	552	81-199	.407	---	---	62-77	.805	17	30	47	1.5	56	58-0	18	---	2	224	7.0
ABA (7)	543-228	18982	3179-7428	.428	226-810	.279	2449-3003	.816	873	1310	2183	4.0	2223	1672-21	156	1361	19	9033	16.6
TOTAL (8)	575-232	19534	3260-7627	.427	226-810	.279	2511-3080	.815	890	1340	2230	3.9	2279	1730-21	174	1361	21	9257	16.1

PLAYOFF STATISTICS

1967-68	3-3	116	21-49	.429	0-9	.000	28-29	.966	---	---	19	6.3	7	10-0	---	10	---	70	23.3
1968-69	17-17	727	144-327	.440	5-17	.294	116-133	.872	---	---	70	4.1	79	68-2	---	43	---	409	24.1
1969-70	14-10	532	89-234	.380	10-28	.357	97-116	.836	27	30	57	4.1	54	50-1	---	34	---	285	20.3
1970-71	11-8	384	39-107	.364	3-23	.130	28-37	.757	22	26	48	4.4	52	40-1	---	24	---	109	9.9
1971-72	20-18	805	142-322	.441	7-34	.206	92-108	.852	32	49	81	4.1	87	70-1	---	45	---	383	19.2
1972-73	18-18	637	102-260	.392	6-27	.222	69-80	.863	31	35	66	3.7	91	57-0	16	49	1	279	15.5
1973-74	14-14	547	90-204	.441	6-19	.316	58-67	.866	20	30	50	3.6	62	35-0	24	33	1	244	17.4
ABA (7)	97-88	3748	627-1503	.417	37-157	.236	488-570	.856	132	170	391	4.0	432	330-5	40	238	2	1779	18.3

MIKE LEWIS (#42)

Height: 6-8 Weight: 225 Birthdate: March 12, 1946 College: Duke '68

Drafted: Second Round 1968

Traded: December 19, 1968, to Minnesota in exchange for Steve Chubin

YR	3-POINT																		
	G-GS	MIN	FGM-FGA	PCT	FGM-FGA	PCT	FTM-FTA	PCT	OR	DR	TR	AVG	AST	PF-DQ	ST	TO	BKS	PTS	AVG
1968-69	24-3	457	75-163	.460	0-2	.000	47-68	.691	---	---	181	7.5	29	68-1	---	49	---	197	8.2

JOHN LONG (#25)

Height: 6-5 Weight: 200 Birthdate: August 28, 1956 College: Detroit '78

Acquired: October 2, 1986, from Seattle, along with future considerations, in exchange for Russ Schoene and Terence Stansbury

Waived: February 20, 1989

YR	3-POINT																		
	G-GS	MIN	FGM-FGA	PCT	FGM-FGA	PCT	FTM-FTA	PCT	OR	DR	TR	AVG	AST	PF-DQ	ST	TO	BKS	PTS	AVG
1986-87	80-68	2265	490-1170	.419	19-67	.284	219-246	.890	75	142	217	2.7	258	167-1	96	153	8	1218	15.2
1987-88	81-81	2022	417-879	.474	34-77	.442	166-183	.907	72	157	229	2.8	173	164-1	84	127	11	1034	12.8
1988-89	44-1	767	129-319	.401	8-20	.400	59-63	.937	16	50	66	1.5	65	68-1	29	48	1	323	7.3
NBA (3)	205-150	5054	1035-2368	.437	61-164	.372	444-492	.902	163	349	512	2.5	496	399-3	209	328	20	2575	12.6

PLAYOFF STATISTICS

1986-87	4-4	109	16-52	.308	1-6	.167	11-13	.846	2	4	6	1.5	9	16-0	6	5	0	44	11.0
---------	-----	-----	-------	------	-----	------	-------	------	---	---	---	-----	---	------	---	---	---	----	------

SIDNEY LOWE (#35)

Height: 6-0 Weight: 197 Birthdate: January 21, 1960 College: North Carolina State '83

Acquired: June 28, 1983, from Chicago in exchange for Mitchell Wiggins

Waived: October 4, 1984

YR	3-POINT																		
	G-GS	MIN	FGM-FGA	PCT	FGM-FGA	PCT	FTM-FTA	PCT	OR	DR	TR	AVG	AST	PF-DQ	ST	TO	BKS	PTS	AVG
1983-84	78-2	1238	107-259	.413	2-18	.111	108-139	.777	30	92	122	1.6	269	112-0	93	106	5	324	4.2



KYLE MACY (#44)

Height: 6-3 Weight: 190 Birthdate: April 9, 1957 College: Kentucky '80
 Acquired: September 18, 1986, from Chicago in exchange for two second-round draft picks

YR	G-GS	MIN	3-POINT			FTM-FTA	PCT	OR	DR	TR	AVG	AST	PF-DQ	ST	TO	BKS	PTS	AVG	
			FGM-FGA	PCT	FTM-FTA														
1986-87	76-0	1250	164-341	.481	14-46	.304	34-41	.829	25	88	113	1.5	197	136-0	59	58	7	376	4.9
PLAYOFF STATISTICS																			
1986-87	4-0	49	2-6	.333	0-1	.000	0-1	.000	0	3	3	0.8	5	7-0	1	3	0	4	1.0

IAN MAHINMI (#28)

Height: 6-11 Weight: 230 Birthdate: November 5, 1986 Prior to NBA: France
 Acquired: July 12, 2012, from Dallas, in exchange for Darren Collison and Dahntay Jones

YR	G-GS	MIN	3-POINT			FTM-FTA	PCT	OR	DR	TR	AVG	AST	PF-DQ	ST	TO	BKS	PTS	AVG	
			FGM-FGA	PCT	FTM-FTA														
2012-13	80-2	1322	149-329	.453	0-2	.000	104-171	.608	115	186	311	3.9	27	201-0	39	92	66	402	5.0
2013-14	77-1	1248	91-169	.481	0-1	.000	90-145	.621	107	150	257	3.3	24	207-1	41	58	72	272	3.5
2014-15	61-6	1146	117-212	.552	0-0	---	31-102	.304	105	251	356	5.8	33	172-1	30	59	46	265	4.3
2015-16	71-7	1816	264-448	.589	0-0	---	132-225	.587	138	369	507	7.1	104	220-4	65	100	75	660	9.3
NBA (4)	289-80	5532	621-1178	.527	0-3	.000	357-643	.555	465	966	1431	5.0	188	800-6	175	309	259	1599	5.5
PLAYOFF STATISTICS																			
2012-13	18-0	150	13-29	.448	0-0	---	3-10	.300	20	22	42	2.3	1	28-0	0	12	12	29	1.6
2013-14	19-0	241	13-27	.481	0-0	---	11-18	.611	22	23	45	2.4	3	38-0	5	10	16	37	1.9
2015-16	7-7	172	21-42	.500	0-0	---	15-25	.600	12	24	36	5.1	8	25-0	5	14	6	57	8.1
NBA (3)	44-7	563	47-98	.480	0-0	---	29-53	.547	54	69	123	2.8	12	91-0	10	36	34	123	2.8

ED MANNING (#42)

Height: 6-8 Weight: 215 Birthdate: January 2, 1944 College: Jackson State '67

YR	G-GS	MIN	3-POINT			FTM-FTA	PCT	OR	DR	TR	AVG	AST	PF-DQ	ST	TO	BKS	PTS	AVG	
			FGM-FGA	PCT	FTM-FTA														
1975-76	11-0	122	23-57	.404	0-0	---	12-17	.706	13	20	33	3.0	13	18-0	4	7	2	58	5.3

RAWLE MARSHALL (#2)

Height: 6-7 Weight: 190 Birthdate: February 20, 1982 College: Oakland University (MI) '05
 Acquired: July 24, 2006, from Dallas, along with Darrell Armstrong and Josh Powell, in exchange for Anthony Johnson

YR	G-GS	MIN	3-POINT			FTM-FTA	PCT	OR	DR	TR	AVG	AST	PF-DQ	ST	TO	BKS	PTS	AVG	
			FGM-FGA	PCT	FTM-FTA														
2008-07	40-2	361	32-89	.360	4-18	.222	31-45	.689	8	21	29	0.7	13	22-0	12	19	5	99	2.5

BILL MARTIN (#22)

Height: 6-7 Weight: 205 Birthdate: August 16, 1962 College: Georgetown '85
 Drafted: Second Round (26th pick) 1985
 Waived: October 28, 1986

YR	G-GS	MIN	3-POINT			FTM-FTA	PCT	OR	DR	TR	AVG	AST	PF-DQ	ST	TO	BKS	PTS	AVG	
			FGM-FGA	PCT	FTM-FTA														
1985-86	66-0	691	143-298	.480	0-8	.000	46-54	.852	42	60	102	1.5	52	108-1	21	58	7	332	5.0

KELAN MARTIN (#21)

Height: 6-5 Weight: 230 Birthdate: August 3, 1995 College: Butler
 Signed: November 29, 2021, as a free agent
 Waived: January 6, 2022

YR	G-GS	MIN	3-POINT			FTM-FTA	PCT	OR	DR	TR	AVG	AST	PF-DQ	ST	TO	BKS	PTS	AVG	
			FGM-FGA	PCT	FTM-FTA														
2020-21	35-0	322	62-138	.449	24-60	.400	9-10	.900	18	60	78	2.2	17	35-0	10	16	10	157	4.5
2021-22	27-1	444	70-168	.417	22-74	.297	9-13	.692	16	37	53	2.1	21	36-0	13	14	9	171	6.3
NBA (2)	62-1	766	132-306	.431	46-134	.343	18-23	.783	34	97	131	2.1	38	71-0	23	30	19	328	5.3

WESLEY MATTHEWS (#23)

Height: 6-5 Weight: 220 Birthdate: October 14, 1986 College: Marquette
 Acquired: Signed as a free agent, February 10, 2019

YR	G-GS	MIN	3-POINT			FTM-FTA	PCT	OR	DR	TR	AVG	AST	PF-DQ	ST	TO	BKS	PTS	AVG	
			FGM-FGA	PCT	FTM-FTA														
2018-19	23-23	725	81-210	.386	48-130	.369	41-48	.854	11	54	65	2.8	55	56-0	20	31	4	251	10.9
PLAYOFF STATISTICS																			
2018-19	4-4	119	9-30	.300	7-21	.333	3-3	1.000	0	10	10	2.5	8	6-0	3	8	1	28	7.0

CLYDE MAYES (#34)

Height: 6-9 Weight: 225 Birthdate: March 17, 1953 College: Furman '75
 Signed: October 25, 1976, as a free agent
 Waived: November 3, 1976

YR	G-GS	MIN	3-POINT			FTM-FTA	PCT	OR	DR	TR	AVG	AST	PF-DQ	ST	TO	BKS	PTS	AVG	
			FGM-FGA	PCT	FTM-FTA														
1976-77	2-0	21	3-7	.429	0-0	---	1-4	.250	4	3	7	3.5	3	5-0	0	---	2	7	3.5



ALL-TIME ROSTER

DWAYNE McCLAIN (#44)

Height: 6-6 Weight: 195 Birthdate: February 7, 1963 College: Villanova '85

Drafted: Second Round (27th pick) 1985

Waived: September 30, 1986

YR	3-POINT			PCT	FGM-FGA			PCT	FTM-FTA	PCT	OR	DR	TR	AVG	AST	PF-DQ	ST	TO	BKS	PTS	AVG
	G-S	MIN	FGM-FGA		FGM-FGA	FTM-FTA															
1985-86	45-0	461	69-180	.383	1-9	.111	18-35	.514	14	16	30	0.7	67	61-0	38	40	4	157	3.5		

GEORGE McCLOUD (#20)

Height: 6-8 Weight: 215 Birthdate: May 27, 1967 College: Florida State '89

Drafted: First Round (7th pick) 1989

YR	3-POINT			PCT	FGM-FGA			PCT	FTM-FTA	PCT	OR	DR	TR	AVG	AST	PF-DQ	ST	TO	BKS	PTS	AVG
	G-S	MIN	FGM-FGA		FGM-FGA	FTM-FTA															
1989-90	44-0	413	45-144	.313	13-40	.325	15-19	.789	12	30	42	1.0	45	56-0	19	36	3	118	2.7		
1990-91	74-0	1070	131-351	.373	43-124	.347	38-49	.776	35	83	118	1.6	150	141-1	40	91	11	343	4.6		
1991-92	51-5	892	128-313	.409	32-94	.340	50-64	.781	45	87	132	2.6	116	95-1	26	62	11	338	6.6		
1992-93	78-21	1500	216-525	.411	58-181	.320	75-102	.735	60	145	205	2.6	192	165-0	53	107	11	565	7.2		
NBA (4)	247-26	3875	520-1333	.390	146-439	.333	178-234	.761	152	345	497	2.0	503	457-2	138	296	36	1364	5.5		
PLAYOFF STATISTICS																					
1989-90	1-0	4	1-2	.500	0-0	---	0-0	---	1	0	1	1.0	0	2-0	0	1	0	2	2.0		
1991-92	2-2	53	6-12	.500	3-6	.500	8-11	.727	0	2	2	1.0	6	5-0	2	3	1	23	11.5		
1992-93	4-0	79	8-23	.348	2-12	.167	1-4	.250	3	8	11	2.8	14	14-0	4	5	1	19	4.8		
NBA (3)	7-2	136	15-37	.405	5-18	.278	9-15	.600	4	10	14	2.0	20	21-0	6	9	2	44	6.3		

T.J. McCONNELL (#9)

Height: 6-11 Weight: 190 Birthdate: March 25, 1992 College: Arizona

Acquired: July 29, 2019, as a free agent; Re-signed 8/6/21

YR	3-POINT			PCT	FGM-FGA			PCT	FTM-FTA	PCT	OR	DR	TR	AVG	AST	PF-DQ	ST	TO	BKS	PTS	AVG
	G-S	MIN	FGM-FGA		FGM-FGA	FTM-FTA															
2019-20	71-3	1326	212-411	.516	5-17	.294	35-42	.833	38	151	189	2.7	355	73-0	56	100	11	464	6.5		
2020-21	69-3	1796	274-490	.559	15-48	.313	33-48	.688	55	201	258	3.7	456	113-0	129	135	23	596	8.6		
2021-22	27-8	652	100-208	.481	10-33	.303	19-23	.826	20	70	90	3.3	131	53-0	30	29	10	229	8.5		
NBA (3)	167-14	3774	586-1109	.528	30-98	.306	87-113	.770	113	422	535	3.2	942	239-0	213	264	44	1289	7.7		
PLAYOFF STATISTICS																					
2019-20	3-0	28	3-8	.375	0-0	---	1-2	.500	0	6	6	2.0	7	4-0	0	2	0	7	2.3		

DOUG McDERMOTT (#20)

Height: 6-8 Weight: 225 Birthdate: January 3, 1992 College: Creighton

Acquired: July 6, 2018, as a free agent

YR	3-POINT			PCT	FGM-FGA			PCT	FTM-FTA	PCT	OR	DR	TR	AVG	AST	PF-DQ	ST	TO	BKS	PTS	AVG
	G-S	MIN	FGM-FGA		FGM-FGA	FTM-FTA															
2018-19	77-1	1340	207-422	.491	84-206	.408	66-79	.835	17	92	109	1.4	67	104-0	18	42	8	564	7.3		
2019-20	69-0	1372	267-547	.488	129-294	.435	48-58	.828	26	148	174	2.5	78	117-0	12	42	5	710	10.3		
2020-21	66-29	1619	354-665	.532	111-266	.388	80-98	.816	60	161	221	3.3	85	117-1	20	53	6	899	13.6		
NBA (3)	212-30	4311	628-1634	.507	323-766	.411	194-235	.826	103	401	504	2.4	432	695-1	50	137	19	2173	10.3		
PLAYOFF STATISTICS																					
2018-19	3-0	29	2-10	.200	0-7	.000	2-4	.500	3	2	5	1.7	4	2-0	0	0	1	6	2.0		
2019-20	4-0	54	4-15	.267	2-10	.200	0-0	---	0	3	3	0.8	1	3-0	1	1	0	10	2.5		
NBA (2)	7-0	83	6-25	.240	2-17	.118	2-4	.500	3	5	8	1.1	5	5-0	1	1	1	16	2.3		

GEORGE McGINNIS (#30)

Height: 6-8 Weight: 235 Birthdate: August 10, 1950 College: Indiana '73

Drafted: 1971 as undergraduate in lieu of a 1972 first-round draft pick

Signed: July 10, 1975, with Philadelphia as free agent

Acquired: February 1, 1980, from Denver in exchange for Alex English and a first-round draft pick

Waived: October 27, 1982

YR	3-POINT			PCT	FGM-FGA			PCT	FTM-FTA	PCT	OR	DR	TR	AVG	AST	PF-DQ	ST	TO	BKS	PTS	AVG
	G-S	MIN	FGM-FGA		FGM-FGA	FTM-FTA															
1971-72	73-46	2179	465-999	.465	6-38	.158	298-462	.645	290	421	711	9.7	137	260-2	---	256	---	1234	16.9		
1972-73	82-79	3347	868-1755	.495	8-32	.250	517-778	.665	434	588	1022	12.5	205	348-9	160	401	58	2261	27.6		
1973-74	80-78	3266	789-1666	.468	5-34	.147	488-715	.683	422	775	1197	15.0	267	325-13	159	393	40	2071	25.9		
1974-75	78-79	3193	873-1934	.451	62-175	.354	545-753	.724	396	730	1126	14.3	495	303-6	206	422	56	2353	29.8		
1979-80	28-18	784	132-302	.437	1-8	.125	104-181	.575	88	149	237	8.5	112	116-4	32	93	6	369	13.2		
1980-81	69-56	1845	348-768	.453	0-7	.000	207-385	.538	164	364	528	7.7	210	242-3	99	221	28	303	13.1		
1981-82	76-4	1341	141-378	.373	0-3	.000	72-159	.453	93	305	398	5.2	204	198-4	96	131	28	354	4.7		
NBA (4)	314-282	11985	2955-6374	.470	81-279	.290	1848-2708	.682	1542	2514	4056	12.9	1104	1236-30	525	1472	154	7919	25.2		
NBA (3)	173-282	3970	621-1448	.429	1-18	.056	383-725	.528	345	818	1163	6.7	526	556-11	227	445	62	1626	9.4		
TOTAL (7)	487-360	15955	3616-7822	.462	82-297	.276	2231-3433	.650	1887	3332	5219	10.7	1630	1792-41	752	1917	216	9545	19.6		



PLAYOFF STATISTICS

1971-72	20-16	633	106-261	.406	4-15	.267	94-150	.627	90	137	227	11.4	52	75-1	---	63	---	310	15.5
1972-73	18-18	732	161-357	.451	0-5	.000	109-149	.732	92	130	223	12.3	39	78-1	22	61	11	431	23.9
1973-74	14-14	595	119-261	.456	2-7	.286	96-129	.744	68	98	166	11.9	47	60-0	16	46	6	336	24.0
1974-75	18-17	731	213-455	.468	23-73	.315	132-192	.688	95	191	286	15.9	148	88-5	36	111	10	581	32.3
1980-81	2-0	39	3-15	.200	0-0	---	4-8	.500	2	8	10	5.0	7	6-0	2	5	0	10	5.0
ABA (4)	70-65	2681	599-1334	.449	29-100	.290	431-620	.695	345	556	901	12.9	286	301-7	74	281	27	1658	23.7
TOTAL (5)	72-65	2720	602-1349	.446	29-100	.290	435-628	.693	347	564	911	12.7	293	301-7	76	286	27	1668	23.2

DOMINIC MCGUIRE (#5)

Height: 6-9 Weight: 238 Birthdate: October 20, 1965 College: Fresno State
Signed: January 7, 2013, to a 10-day contract, and January 17, 2013 to a second 10-day contract

3-POINT

YR	G-GS	MIN	FGM-FGA	PCT	FTM-FTA	PCT	OR	DR	TR	AVG	AST	PF-DQ	ST	TO	BKS	PTS	AVG	
2012-13	2-1	12	0-3	.000	0-0	---	0-2	.000	1	1	2	1.0	1	0-0	0	0	0	0.0

GERALD MCKEE (#23)

Height: 6-3 Weight: 190 Birthdate: August 4, 1946 College: Ohio '69
Drafted: Seventh Round 1969

3-POINT

YR	G-GS	MIN	FGM-FGA	PCT	FTM-FTA	PCT	OR	DR	TR	AVG	AST	PF-DQ	ST	TO	BKS	PTS	AVG		
1969-70	1-0	3	0-1	.000	0-0	---	0-0	---	0	0	0	0.0	0	0-0	---	0	---	0	0.0

KEVIN MCKENNA (#25)

Height: 6-7 Weight: 205 Birthdate: January 8, 1959 College: Creighton '81
Signed: September 30, 1983, as a free agent

Traded: September 17, 1984, to Houston in exchange for a second-round draft pick

3-POINT

YR	G-GS	MIN	FGM-FGA	PCT	FTM-FTA	PCT	OR	DR	TR	AVG	AST	PF-DQ	ST	TO	BKS	PTS	AVG		
1983-84	61-13	923	152-371	.410	3-17	.176	80-98	.816	30	65	95	1.6	114	133-3	46	62	5	387	6.3

DERRICK MCKEY (#9)

Height: 6-10 Weight: 245 Birthdate: October 10, 1966 College: Alabama '88
Acquired: November 1, 1993, from Seattle, along with Gerald Paddio, in exchange for Detlef Schrempf
Waived: October 28, 2001

3-POINT

YR	G-GS	MIN	FGM-FGA	PCT	FTM-FTA	PCT	OR	DR	TR	AVG	AST	PF-DQ	ST	TO	BKS	PTS	AVG		
1993-94	76-76	2813	355-710	.500	9-31	.290	192-254	.756	129	273	402	5.3	327	248-1	111	228	49	911	12.0
1994-95	81-81	2805	411-833	.493	32-89	.360	221-297	.744	125	269	394	4.9	276	260-5	125	168	49	1075	13.3
1995-96	76-75	2440	346-712	.486	17-68	.250	170-221	.769	123	238	361	4.8	262	246-4	83	143	44	879	11.7
1996-97	50-49	1449	148-378	.391	15-58	.259	89-123	.724	80	161	241	4.8	135	141-1	47	83	30	400	8.0
1997-98	57-4	1316	150-327	.459	4-17	.235	55-77	.714	74	137	211	3.7	88	156-1	57	79	30	359	6.3
1998-99	13-0	244	23-52	.442	0-1	.000	14-17	.824	18	23	41	3.2	13	24-0	12	12	4	60	4.6
1999-00	32-0	634	43-108	.398	10-23	.435	43-56	.768	29	106	135	4.2	35	81-0	29	19	13	139	4.3
2000-01	66-20	987	60-136	.441	4-20	.200	21-27	.778	49	127	176	2.7	74	136-1	48	47	13	145	2.2
NBA (8)	450-305	12488	1536-3257	.472	91-307	.296	805-1072	.751	627	1334	1961	4.4	1210	1292-13	512	779	232	3968	8.8

PLAYOFF STATISTICS

1993-94	16-16	587	58-142	.408	8-24	.333	31-47	.660	32	66	98	6.1	67	59-1	26	40	9	155	9.7
1994-95	17-17	592	76-174	.437	11-35	.314	54-62	.671	29	52	81	4.8	64	65-2	17	36	11	217	12.8
1995-96	5-5	180	24-57	.421	5-12	.417	11-13	.846	8	25	39	6.6	10	20-0	7	14	1	64	12.8
1997-98	15-0	284	23-69	.333	3-10	.300	18-23	.783	8	32	40	2.7	11	50-0	9	11	8	67	4.5
1998-99	13-0	245	15-40	.375	0-4	.000	17-26	.654	17	26	43	3.3	19	39-0	12	11	4	47	3.6
1999-00	23-0	352	15-32	.469	1-6	.167	16-20	.800	25	54	79	3.4	14	45-0	7	19	4	47	2.0
2000-01	4-0	35	2-5	.400	1-1	1.000	1-2	.500	4	5	9	2.3	4	7-0	1	1	0	6	1.5
NBA (7)	93-38	2275	213-519	.410	29-92	.315	148-193	.767	123	260	383	4.1	189	285-3	79	132	37	603	6.5

TREY MCKINNEY-JONES (#10)

Height: 6-5 Weight: 214 Birthdate: August 27, 1990 College: Miami (Fla.)
Acquired: February 21, 2018, as a free agent

3-POINT

YR	G-GS	MIN	FGM-FGA	PCT	FTM-FTA	PCT	OR	DR	TR	AVG	AST	PF-DQ	ST	TO	BKS	PTS	AVG
2017-18	1-0	1	0-0	---	0-0	---	0	0	0	0.0	0	0-0	0	0	0	0	0.0

KEITH McLEOD (#20)

Height: 6-2 Weight: 190 Birthdate: November 5, 1979 College: Bowling Green State '02
Acquired: January 19, 2007, from Golden State, along with Ike Diogu, Mike Dunleavy and Troy Murphy, in exchange for Al Harrington, Stephen Jackson, Sarunas Jasikevicius and Josh Powell

3-POINT

YR	G-GS	MIN	FGM-FGA	PCT	FTM-FTA	PCT	OR	DR	TR	AVG	AST	PF-DQ	ST	TO	BKS	PTS	AVG		
2006-07	22-7	339	32-83	.386	7-22	.318	22-25	.880	1	21	22	1.0	45	30-0	7	23	2	93	4.2



ALL-TIME ROSTER

JOSH McROBERTS (#32)

Height: 6-10 Weight: 240 Birthdate: February 28, 1987 College: Duke

Acquired: July 9, 2008, from Portland, along with Jarrett Jack and Brandon Rush, in exchange for Ike Diogu and Jerryd Bayless

3-POINT																			
YR	G-6S	MIN	FGM-FGA	PCT	FGM-FGA	PCT	FTM-FTA	PCT	OR	DR	TR	AVG	AST	PF-DQ	ST	TO	BKS	PTS	AVG
2008-09	33-0	279	35-93	.422	0-10	.000	10-13	.769	26	48	74	2.2	16	41-1	12	12	16	80	2.4
2009-10	42-3	524	76-146	.521	8-23	.348	19-38	5.00	40	87	127	3.0	44	74-2	17	19	16	179	4.3
2010-11	72-51	1597	211-386	.547	23-60	.383	88-119	7.39	109	273	382	5.3	150	185-1	47	93	57	533	7.4
NBA (3)	147-54	240	322-615	.524	31-93	.333	117-170	6.88	175	408	583	4.0	210	280-4	76	124	89	792	5.4
PLAYOFF STATISTICS																			
2010-11	5-0	79	8-24	.333	0-1	.000	9-11	.818	8	10	18	3.6	6	17-0	4	5	1	25	5.0

RON MERCER (#5)

Height: 6-7 Weight: 210 Birthdate: May 18, 1976 College: Kentucky '99

Acquired: February 19, 2002, from Chicago, along with Ron Artest, Brad Miller and Kevin Ollie, in exchange for Travis Best, Norm Richardson, Jalen Rose and a second-round draft pick

Traded: July 24, 2003, to San Antonio, along with Brad Miller to Sacramento, in exchange for Danny Ferry from San Antonio and Scot Pollard from Sacramento

3-POINT																			
YR	G-6S	MIN	FGM-FGA	PCT	FGM-FGA	PCT	FTM-FTA	PCT	OR	DR	TR	AVG	AST	PF-DQ	ST	TO	BKS	PTS	AVG
2001-02	13-1	213	25-67	.373	1-5	.200	11-11	1.000	6	17	23	1.8	10	22-0	2	9	3	62	4.8
2002-03	72-3	1671	244-597	.409	3-16	.188	65-81	.802	32	122	154	2.1	112	123-1	49	54	14	556	7.7
NBA (2)	85-4	1884	269-664	.405	4-21	.190	76-92	.826	38	139	177	2.1	122	145-1	51	63	17	618	7.3
PLAYOFF STATISTICS																			
2001-02	5-0	117	18-36	.500	0-0	---	3-4	.750	0	10	10	2.0	4	9-0	1	3	1	39	7.8
2002-03	6-0	135	16-49	.327	0-0	---	7-8	.875	2	11	13	2.2	7	11-0	6	5	1	39	6.5
NBA (2)	11-0	252	34-85	.400	0-0	---	10-12	.833	2	21	23	2.1	11	20-0	7	8	2	78	7.1

C.J. MILES (#0)

Height: 6-6 Weight: 225 Birthdate: March 18, 1987 Prior to NBA: Skyline H.S. (TX)

Signed: July 11, 2014, as a free agent

3-POINT																			
YR	G-6S	MIN	FGM-FGA	PCT	FGM-FGA	PCT	FTM-FTA	PCT	OR	DR	TR	AVG	AST	PF-DQ	ST	TO	BKS	PTS	AVG
2014-15	70-40	1841	329-827	.398	154-446	.345	130-161	.807	18	196	214	3.1	75	132-0	60	79	26	942	13.5
2015-16	64-24	1464	258-634	.409	142-387	.367	93-124	.750	25	150	175	2.7	63	142-0	53	70	29	753	11.8
2016-17	76-29	1776	281-647	.434	169-409	.413	84-93	.903	30	199	229	3.0	48	151-1	46	40	25	815	10.7
NBA (3)	210-93	5081	869-2108	.412	485-1242	.374	307-378	.812	73	545	618	2.9	186	425-1	159	183	82	2510	12.0
PLAYOFF STATISTICS																			
2015-16	7-0	92	10-38	.263	2-20	.100	2-3	.667	4	20	24	3.4	4	7-0	1	3	1	24	3.4
2016-17	4-2	82	11-24	.458	5-16	.313	2-2	1.000	4	4	8	2.0	1	12-0	2	2	1	29	7.3
NBA (2)	11-2	174	21-62	.339	7-36	.194	4-5	.800	8	24	32	2.9	5	19-0	3	5	2	53	4.8

BRAD MILLER (#52)

Height: 7-0 Weight: 261 Birthdate: April 12, 1976 College: Purdue '98

Acquired: February 19, 2002, from Chicago, along with Ron Artest, Ron Mercer and Kevin Ollie, in exchange for Travis Best, Norm Richardson, Jalen Rose and a second-round draft pick

Traded: July 24, 2003, to Sacramento, along with Ron Mercer to San Antonio, in exchange for Danny Ferry from San Antonio and Scot Pollard from Sacramento

3-POINT																			
YR	G-6S	MIN	FGM-FGA	PCT	FGM-FGA	PCT	FTM-FTA	PCT	OR	DR	TR	AVG	AST	PF-DQ	ST	TO	BKS	PTS	AVG
2001-02	28-28	872	156-281	.562	1-3	.333	107-130	.823	76	144	220	7.9	51	88-1	24	41	12	424	15.1
2002-03	73-72	2270	329-667	.493	5-16	.313	292-357	.818	185	418	603	8.3	193	203-0	65	118	43	955	13.1
NBA (2)	101-100	3142	487-948	.514	6-19	.316	399-487	.819	261	562	823	8.1	244	291-1	89	159	55	1379	13.7
PLAYOFF STATISTICS																			
2001-02	5-5	180	20-44	.455	0-0	---	16-20	.800	17	32	49	9.8	7	16-0	4	7	2	56	11.2
2002-03	6-6	135	18-40	.450	0-0	---	16-22	.727	10	23	33	5.5	15	17-1	5	9	0	52	8.7
NBA (2)	11-11	315	38-84	.452	0-0	---	32-42	.762	27	55	82	7.5	22	33-1	9	16	2	108	9.8

DICK MILLER (#44)

Height: 6-7 Weight: 223 Birthdate: April 26, 1958 College: Toledo '80

Drafted: Second Round (40th pick) 1980

Waived: September 25, 1980

Signed: November 11, 1980, as a free agent

Waived: November 24, 1980

3-POINT																			
YR	G-6S	MIN	FGM-FGA	PCT	FGM-FGA	PCT	FTM-FTA	PCT	OR	DR	TR	AVG	AST	PF-DQ	ST	TO	BKS	PTS	AVG
1980-81	5-0	34	2-6	.333	0-1	.000	0-0	---	1	3	4	0.8	4	2-0	3	4	0	4	0.8



JAY MILLER (#32)

Height: 6-5 Weight: 215 Birthdate: July 19, 1943 College: Notre Dame '65
 Acquired: December 2, 1968, from Los Angeles in exchange for a draft pick
 Waived: October 24, 1971

YR	3-POINT													PTS	AVG				
	G-GS	MIN	FGM-FGA	PCT	FGM-FGA	PCT	FTM-FTA	PCT	OR	DR	TR	AVG	AST			PF-DQ	ST	TO	BKS
1968-69	41-7	494	103-229	45.0	0-0	---	77-112	.688	42	39	81	2.0	20	65-2	---	55	---	283	6.9
1969-70	52-0	415	75-167	44.9	0-1	.000	41-57	.719	43	37	80	1.5	16	63-2	---	28	---	191	3.7
1970-71	2-0	9	4-5	8.0	0-0	---	0-0	.000	3	3	3	1.5	1	1-0	---	1	---	8	4.0
NBA (3)	95-7	918	182-401	45.4	0-1	.000	118-169	.698	88	76	164	1.7	37	129-4	---	84	---	482	5.1

PLAYOFF STATISTICS																			
YR	G-GS	MIN	FGM-FGA	PCT	FGM-FGA	PCT	FTM-FTA	PCT	OR	DR	TR	AVG	AST	PF-DQ	ST	TO	BKS	PTS	AVG
1968-69	11-2	62	15-33	45.5	0-0	---	4-10	.400	---	---	21	1.9	2	14-0	---	5	---	34	3.1
1969-70	3-0	10	1-5	.200	0-0	---	0-0	---	3	1	4	1.3	0	4-0	---	1	---	2	0.7
NBA (2)	14-2	72	16-38	.421	0-0	---	4-10	.400	3	1	25	1.8	2	18-0	---	6	---	36	2.6

REGGIE MILLER (#31)

Height: 6-7 Weight: 195 Birthdate: August 24, 1965 College: UCLA '87
 Drafted: First Round (11th pick) 1987
 Waived: August 15, 2005

YR	3-POINT													PTS	AVG				
	G-GS	MIN	FGM-FGA	PCT	FGM-FGA	PCT	FTM-FTA	PCT	OR	DR	TR	AVG	AST			PF-DQ	ST	TO	BKS
1987-88	82-1	1840	306-627	48.8	61-172	.355	149-186	.801	95	95	190	2.3	132	157-0	53	101	19	822	10.0
1988-89	74-70	2536	398-831	47.9	98-244	.402	287-340	.844	73	219	292	3.9	227	170-2	93	143	29	1181	16.0
1989-90	82-82	3192	661-1287	51.4	150-362	.414	544-627	.868	95	200	295	3.6	311	175-1	110	222	18	2016	24.6
1990-91	82-82	2972	596-1164	51.2	112-322	.348	551-600	.918	81	200	281	3.4	331	165-1	109	163	13	1855	22.6
1991-92	82-82	3120	562-1121	50.1	129-341	.378	442-515	.858	82	236	318	3.9	314	210-1	105	157	26	1695	20.7
1992-93	82-82	2954	571-1193	47.9	167-419	.399	427-485	.880	67	191	258	3.1	262	162-0	120	145	26	1736	21.2
1993-94	79-79	2638	524-1042	50.3	123-292	.421	403-444	.908	30	182	212	2.7	249	193-2	119	175	24	1574	19.9
1994-95	81-81	2865	505-1092	46.2	195-470	.415	383-427	.897	30	180	210	2.6	242	157-0	98	151	16	1568	19.8
1995-96	76-76	2821	504-1066	47.3	169-410	.410	430-498	.863	38	176	214	2.8	253	175-0	77	189	13	1606	21.1
1996-97	81-81	2968	552-1244	44.4	229-536	.427	418-475	.880	53	233	286	3.5	273	172-1	75	166	25	1751	21.6
1997-98	81-81	2795	516-1061	47.7	164-362	.429	382-440	.868	46	186	232	2.9	171	148-2	78	128	11	1578	19.5
1998-99	50-50	1787	234-671	43.8	106-275	.365	226-247	.915	25	110	135	2.7	112	101-1	37	76	9	920	18.4
1999-00	81-81	2967	466-1041	44.8	165-404	.408	373-406	.919	50	189	239	3.0	167	126-0	85	129	25	1470	18.1
2000-01	81-81	3181	517-1176	44.0	170-464	.366	323-348	.928	38	247	285	3.5	260	162-0	81	133	15	1527	18.9
2001-02	79-79	2889	414-913	45.3	180-443	.406	296-325	.911	23	196	219	2.8	253	143-0	88	120	10	1304	16.5
2002-03	70-70	2117	281-657	44.1	113-318	.355	207-230	.900	21	151	172	2.5	170	89-0	62	66	4	882	12.6
2003-04	80-80	2254	260-534	43.8	134-334	.401	146-165	.885	18	170	188	2.4	249	96-0	65	68	1	1000	10.8
2004-05	66-66	2105	314-719	43.7	96-298	.322	250-268	.933	18	138	156	2.4	146	109-0	50	77	5	974	14.8
NBA (18)	1389-1304	47619	8241-17499	47.1	2567-6486	.395	6237-7026	.888	883	3299	4152	2.9	4141	2730-11	1505	2409	299	25279	18.2

PLAYOFF STATISTICS																			
YR	G-GS	MIN	FGM-FGA	PCT	FGM-FGA	PCT	FTM-FTA	PCT	OR	DR	TR	AVG	AST	PF-DQ	ST	TO	BKS	PTS	AVG
1989-90	3-3	125	20-35	.571	3-7	.429	19-21	.905	1	11	12	4.0	6	6-0	3	3	0	62	20.7
1990-91	5-5	193	34-70	48.6	8-19	.421	32-37	.865	5	11	16	3.2	14	14-0	8	12	2	108	21.6
1991-92	3-3	130	25-43	.581	7-11	.636	24-30	.800	4	3	7	2.3	14	12-1	4	4	0	81	27.0
1992-93	4-4	175	40-75	.533	10-19	.526	36-38	.947	4	8	12	3.0	11	11-0	3	10	0	126	31.5
1993-94	16-16	576	121-270	44.8	35-83	.422	94-112	.839	11	37	48	3.0	46	34-0	21	32	4	371	23.2
1994-95	17-17	641	138-290	47.6	54-128	.422	104-121	.860	9	52	61	3.6	36	35-0	15	39	4	434	25.5
1995-96	1-1	31	7-17	.412	2-6	.333	13-15	.867	1	0	1	1.0	1	1-0	0	0	0	29	29.0
1997-98	16-16	628	98-230	42.6	38-95	.400	85-94	.904	5	23	28	1.8	32	26-0	19	27	3	319	19.9
1998-99	13-13	491	79-199	.397	28-84	.333	77-86	.895	13	38	51	3.9	34	26-0	9	21	3	263	20.2
1999-00	22-22	892	174-385	.452	58-147	.395	121-129	.938	9	44	53	2.4	60	37-0	23	28	10	257	24.0
2000-01	4-4	177	41-90	.456	15-35	.429	28-30	.933	7	13	20	5.0	10	3-0	3	11	2	125	31.3
2001-02	5-5	198	42-83	.506	13-31	.419	21-24	.916	0	16	16	3.2	14	10-0	8	14	1	118	23.6
2002-03	6-6	176	15-53	.283	4-25	.160	21-23	.913	1	13	14	2.3	14	9-0	1	7	1	55	9.2
2003-04	16-16	455	45-112	.402	24-64	.375	47-51	.922	3	34	37	2.3	45	23-0	18	28	3	161	10.1
2004-05	13-13	430	62-143	.434	21-66	.318	48-51	.941	4	36	40	3.1	20	28-0	10	21	1	193	14.8
NBA (15)	144-144	5308	941-2095	.449	320-820	.395	770-862	.893	77	339	416	2.9	357	275-1	146	257	34	2972	20.6

TERRY MILLS (#6)

Height: 6-10 Weight: 275 Birthdate: December 21, 1967 College: Michigan '90
 Signed: October 5, 2000, as a free agent

YR	3-POINT													PTS	AVG				
	G-GS	MIN	FGM-FGA	PCT	FGM-FGA	PCT	FTM-FTA	PCT	OR	DR	TR	AVG	AST			PF-DQ	ST	TO	BKS
2000-01	14-0	113	11-34	.324	3-17	.176	0-0	---	4	17	21	1.5	5	20-1	3	10	1	25	1.8

SAM MITCHELL (#5)

Height: 6-7 Weight: 210 Birthdate: September 2, 1963 College: Mercer '85
 Acquired: September 8, 1992, from Minnesota, along with Pooh Richardson, in exchange for Chuck Person and Michael Williams

YR	3-POINT													PTS	AVG				
	G-GS	MIN	FGM-FGA	PCT	FGM-FGA	PCT	FTM-FTA	PCT	OR	DR	TR	AVG	AST			PF-DQ	ST	TO	BKS
1992-93	81-1	1402	216-483	44.5	4-23	.174	150-185	.811	93	155	248	3.1	76	207-1	23	51	10	584	7.2
1993-94	75-18	1084	140-306	.458	0-5	.000	82-110	.745	71	119	190	2.5	65	152-1	33	50	9	362	4.8
1994-95	81-12	1377	201-413	.487	1-10	.000	126-174	.724	95	148	243	3.0	61	206-0	43	54	20	529	6.5
NBA (3)	237-31	3863	556-1202	.463	5-38	.132	358-469	.763	259	422	681	2.9	202	565-2	99	155	39	1475	6.2

PLAYOFF STATISTICS																			
YR	G-GS	MIN	FGM-FGA	PCT	FGM-FGA	PCT	FTM-FTA	PCT	OR	DR	TR	AVG	AST	PF-DQ	ST	TO	BKS	PTS	AVG
1992-93	4-0	25	5-9	.625	0-0	---	2-2	1.000	0	1	1	0.3	0	4-0	0	2	0	12	3.0
1993-94	15-0	99	9-26	.346	0-1	.000	3-4	.750	5	12	17	1.1	5	22-0	2	4	2	21	1.4
1994-95	17-0	2																	



ALL-TIME ROSTER

NAZ MITROU-LONG (#15)

Height: 6-3 Weight: 218 Birthdate: August 3, 1993 College: Iowa State

Signed: July 31, to a two-way contract

YR	3-POINT										PF-DQ	ST	TO	BKS	PTS	AVG			
	G-SS	MIN	FGM-FGA	PCT	FGM-FGA	PCT	FTM-FTA	PCT	OR	DR							TR	AVG	AST
2019-20	5-0	47	6-17	.353	212	.167	0-0	---	0	7	7	1.4	8	2-0	1	3	1	14	2.8

BEN MOORE (#26)

Height: 6-7 Weight: 220 Birthdate: May 13, 1995 College: Southern Methodist

Signed: January 12, 2018, to a two-way contract

Waived: November 3, 2018

YR	3-POINT										PF-DQ	ST	TO	BKS	PTS	AVG			
	G-SS	MIN	FGM-FGA	PCT	FGM-FGA	PCT	FTM-FTA	PCT	OR	DR							TR	AVG	AST
2017-18	2-0	9	0-0	---	0-0	---	0-0	---	0	1	1	0.5	1	4-0	0	0	0	0	0.0

GUY MORGAN (#35)

Height: 6-8 Weight: 215 Birthdate: August 23, 1960 College: Wake Forest '82

Drafted: Second Round (40th pick) 1982

Waived: January 31, 1983

YR	3-POINT										PF-DQ	ST	TO	BKS	PTS	AVG			
	G-SS	MIN	FGM-FGA	PCT	FGM-FGA	PCT	FTM-FTA	PCT	OR	DR							TR	AVG	AST
1982-83	8-0	46	7-24	.292	0-0	---	1-4	.250	6	11	17	2.1	7	7-0	2	2	0	15	1.9

RICHARD MORTON (#7)

Height: 6-4 Weight: 190 Birthdate: February 2, 1966 College: Cal State-Fullerton '88

Signed: October 5, 1988, as a free agent

Waived: November 14, 1988

YR	3-POINT										PF-DQ	ST	TO	BKS	PTS	AVG			
	G-SS	MIN	FGM-FGA	PCT	FGM-FGA	PCT	FTM-FTA	PCT	OR	DR							TR	AVG	AST
1988-89	2-0	11	3-4	.750	0-0	---	0-0	.000	0	0	0	0.0	1	2-0	0	1	0	6	3.0

RICK MOUNT (#10)

Height: 6-4 Weight: 185 Birthdate: January 5, 1947 College: Purdue '70

Drafted: First Round 1970

Sold: August 1972, to Kentucky

YR	3-POINT										PF-DQ	ST	TO	BKS	PTS	AVG			
	G-SS	MIN	FGM-FGA	PCT	FGM-FGA	PCT	FTM-FTA	PCT	OR	DR							TR	AVG	AST
1970-71	66-0	832	149-402	.371	23-73	.291	116-145	.800	28	43	71	1.1	107	127-0	---	78	---	437	6.6
1971-72	78-50	2126	420-949	.443	57-180	.317	216-261	.828	48	107	155	2.0	230	233-4	---	142	---	1113	14.3
ABA (2)	144-50	2958	569-1351	.421	80-259	.309	332-406	.818	76	150	226	1.6	337	360-4	---	220	---	1550	10.8
PLAYOFF STATISTICS																			
1970-71	10-1	129	25-73	.342	5-17	.294	5-7	.714	5	5	10	1.0	9	13-0	---	5	---	60	6.0
1971-72	20-5	387	68-178	.382	8-30	.267	33-39	.846	10	13	23	1.2	31	49-0	---	23	---	177	8.9
ABA (2)	30-6	516	93-251	.371	13-47	.277	38-46	.826	15	18	33	1.1	40	62-0	---	28	---	237	7.9

CHRIS MULLIN (#17)

Height: 6-7 Weight: 215 Birthdate: July 30, 1963 College: St. John's (N.Y.) '85

Acquired: August 12, 1997, from Golden State in exchange for Erick Dampier and Duane Ferrell

Waived: September 12, 2000

YR	3-POINT										PF-DQ	ST	TO	BKS	PTS	AVG			
	G-SS	MIN	FGM-FGA	PCT	FGM-FGA	PCT	FTM-FTA	PCT	OR	DR							TR	AVG	AST
1997-98	82-82	2177	333-692	.481	107-243	.440	154-164	.939	38	211	249	3.0	186	166-0	95	117	39	927	11.3
1998-99	50-50	1179	177-371	.477	73-157	.465	80-92	.870	25	135	160	3.2	81	101-0	47	60	13	507	10.1
1999-00	47-2	582	80-187	.428	45-110	.409	37-41	.902	14	62	76	1.6	37	60-0	28	28	9	242	5.1
NBA (3)	179-134	3938	590-1250	.472	225-510	.441	271-297	.912	77	408	485	2.7	304	347-0	170	205	61	1676	9.4
PLAYOFF STATISTICS																			
1997-98	16-16	412	52-113	.460	20-52	.385	18-21	.857	13	44	57	3.6	23	32-0	15	24	9	142	8.9
1998-99	13-13	283	41-100	.410	22-55	.400	20-23	.870	2	18	20	1.5	15	21-0	10	20	3	124	9.5
1999-00	9-1	90	10-21	.476	2-8	.250	9-11	.818	2	12	14	1.6	5	7-0	6	4	1	31	3.4
NBA (3)	38-30	785	103-234	.440	44-115	.383	48-55	.873	17	74	91	2.4	43	60-0	31	48	13	297	7.8



TROY MURPHY (#3)

Height: 6-11 Weight: 245 Birthdate: May 2, 1980 College: Notre Dame '02

Acquired: January 19, 2007, from Golden State, along with Ike Diogu, Mike Dunleavy and Keith McLeod, in exchange for Al Harrington, Stephen Jackson, Sarunas Jasikevicius and Josh Powell

Traded: August 11, 2010 to New Jersey in a four-team deal in which the Pacers acquired Darren Collison and James Posey from New Orleans

3-POINT

YR	G-SS	MIN	FGM-FGA	PCT	FGM-FGA	PCT	FTM-FTA	PCT	OR	DR	TR	AVG	AST	PF-DQ	ST	TO	BKS	PTS	AVG
2006-07	42-31	1185	185-402	.460	36-88	.409	61-79	.772	63	194	257	6.1	66	133-2	25	49	25	467	11.1
2007-08	75-61	2106	315-693	.455	94-236	.398	192-241	.797	108	435	543	7.2	165	217-5	49	96	32	916	12.2
2008-09	73-73	2482	364-767	.475	161-358	.450	152-184	.826	146	715	861	11.8	172	226-2	58	114	34	1041	14.3
2009-10	72-69	2344	384-813	.472	128-333	.384	154-193	.798	129	608	737	10.2	150	175-1	72	100	34	1050	14.6
NBA (4)	282-234	8117	1248-2675	.467	419-1015	.413	559-697	.802	446	1952	2398	9.2	553	751-10	204	359	125	3474	13.3

RONALD "FLIP" MURRAY (#22)

Height: 6-4 Weight: 200 Birthdate: July 29, 1979 College: Shaw '02

Signed: March 1, 2008, as a free agent

3-POINT

YR	G-SS	MIN	FGM-FGA	PCT	FGM-FGA	PCT	FTM-FTA	PCT	OR	DR	TR	AVG	AST	PF-DQ	ST	TO	BKS	PTS	AVG
1989-90	14-0	527	97-228	.425	14-36	.389	46-61	.754	10	37	47	2.0	80	31-0	25	53	3	254	11.0

CALVIN NATT (#42)

Height: 6-6 Weight: 220 Birthdate: January 8, 1957 College: Northeast Louisiana '79

Signed: October 6, 1989, as a free agent

3-POINT

YR	G-SS	MIN	FGM-FGA	PCT	FGM-FGA	PCT	FTM-FTA	PCT	OR	DR	TR	AVG	AST	PF-DQ	ST	TO	BKS	PTS	AVG
1989-90	14-0	164	20-31	.645	0-0	---	17-22	.773	10	25	35	2.5	9	14-0	1	5	0	57	4.1
PLAYOFF STATISTICS																			
1989-90	2-0	14	1-3	.333	0-0	---	0-0	---	1	1	2	1.0	1	5-0	0	2	0	2	1.0

KENNY NATT (#3)

Height: 6-3 Weight: 185 Birthdate: October 6, 1958 College: Northeast Louisiana '80

Drafted: Second Round (30th pick) 1980

Waived: December 11, 1980

3-POINT

YR	G-SS	MIN	FGM-FGA	PCT	FGM-FGA	PCT	FTM-FTA	PCT	OR	DR	TR	AVG	AST	PF-DQ	ST	TO	BKS	PTS	AVG
1980-81	19-0	149	25-77	.325	2-8	.250	7-11	.636	9	6	15	0.8	10	18-0	5	10	1	59	3.1

RASHO NESTEROVIC (#8)

Height: 7-0 Weight: 270 Birthdate: November 30, 1976 Prior to NBA: Slovenia

Acquired: July 9, 2008, from Toronto, along with T.J. Ford and Roy Hibbert, in exchange for Jermaine O'Neal and Nathan Jawai

3-POINT

YR	G-SS	MIN	FGM-FGA	PCT	FGM-FGA	PCT	FTM-FTA	PCT	OR	DR	TR	AVG	AST	PF-DQ	ST	TO	BKS	PTS	AVG
2008-09	70-19	1214	224-437	.513	0-1	.000	25-32	.781	93	147	240	3.4	109	171-1	30	63	38	473	6.8

BOB NETOLICKY (#24)

Height: 6-9 Weight: 225 Birthdate: August 2, 1942 College: Drake '67

Drafted: Second Round 1967

Sold: August 12, 1972, to Dallas

Acquired: November 14, 1973, from Dallas in exchange for cash and a draft pick

3-POINT

YR	G-SS	MIN	FGM-FGA	PCT	FGM-FGA	PCT	FTM-FTA	PCT	OR	DR	TR	AVG	AST	PF-DQ	ST	TO	BKS	PTS	AVG
1967-68	71-0	2385	468-928	.504	0-1	.000	220-369	.596	313	508	819	11.5	69	162-0	---	143	---	1156	16.3
1968-69	78-67	2721	583-1145	.509	0-5	.000	306-491	.623	313	465	798	10.2	87	231-4	---	178	---	1472	18.9
1969-70	82-0	3222	673-1393	.483	2-7	.286	343-502	.683	337	539	876	10.7	123	206-2	---	165	---	1691	20.6
1970-71	82-0	3137	651-1305	.499	2-8	.250	237-333	.712	267	507	774	9.4	104	192-2	---	138	---	1541	18.8
1971-72	83-73	2905	522-1030	.479	4-19	.211	202-279	.724	264	500	764	9.2	83	185-0	---	166	---	1250	15.1
1973-74	56-15	1157	214-449	.477	2-6	.333	77-119	.647	130	162	292	5.2	50	93-1	21	64	22	507	9.1
1974-75	59-25	1077	189-375	.504	2-12	.167	62-98	.633	98	133	231	3.9	49	108-2	9	55	18	442	7.5
1975-76	4-0	53	8-21	.381	0-0	---	3-3	1.000	7	5	12	3.0	0	2-0	0	5	1	19	4.8
ABA (8)	515-180	16657	3308-6706	.493	12-58	.207	1450-2194	.661	1729	2837	4566	8.9	565	1179-11	30	934	41	8078	15.7

PLAYOFF STATISTICS																			
1967-68	3-3	117	29-51	.569	0-0	---	9-16	.563	---	---	22	7.3	6	10-0	---	3	---	67	22.3
1968-69	17-17	702	161-303	.531	0-3	.000	61-97	.629	---	---	214	12.6	17	55-2	---	27	---	383	22.5
1969-70	15-15	603	124-249	.498	0-0	---	56-82	.683	70	124	194	12.9	20	43-0	---	39	---	304	20.3
1970-71	11-11	380	67-143	.469	0-0	---	27-37	.730	31	61	92	8.4	5	26-0	---	12	---	161	14.6
1971-72	20-13	552	91-191	.476	0-1	.000	36-61	.590	42	76	118	5.9	12	36-1	---	22	---	218	10.9
1974-75	7-0	31	3-8	.375	0-0	---	4-4	1.000	2	3	5	0.7	1	7-0	0	0	1	10	1.4
ABA (6)	73-59	2385	475-945	.503	0-4	.000	193-297	.650	145	264	645	8.8	61	177-3	0	103	1	1143	15.7



ALL-TIME ROSTER

JOHNNY NEUMANN (#4, #21)

Height: 6-6 Weight: 200 Birthdate: September 11, 1951 College: Mississippi '73

Acquired: November 13, 1974, from Virginia in exchange for cash and future considerations

Traded: March 13, 1975, to Virginia in exchange for cash and future considerations

Acquired: October 18, 1977, from Buffalo in exchange for a third-round draft pick and cash

Waived: December 22, 1977

YR	G-GS	MIN	3-POINT			FTM-FTA	PCT	OR	DR	TR	AVG	AST	PF-DQ	ST	TO	BKS	PTS	AVG	
			FGM-FGA	PCT	FGM-FGA														
1974-75	48-11	835	164-378	.434	21-73	.288	49-67	.731	34	44	78	1.6	123	118-0	22	74	10	398	8.3
1977-78	20-1	216	35-86	.407	---	---	13-18	.722	5	9	14	0.7	27	24-0	6	22	1	83	4.2
TOTAL (2)	68-12	1051	199-464	.429	21-73	.288	62-85	.729	39	53	92	1.4	150	142-0	28	96	11	481	7.1

BILL NEWTON (#24)

Height: 6-9 Weight: 230 Birthdate: December 22, 1950 College: LSU '72

Acquired: August 1972 (Draft rights purchased from Denver)

YR	G-GS	MIN	3-POINT			FTM-FTA	PCT	OR	DR	TR	AVG	AST	PF-DQ	ST	TO	BKS	PTS	AVG	
			FGM-FGA	PCT	FGM-FGA														
1972-73	24-2	117	24-56	.429	1-2	.500	9-18	.500	21	26	47	2.0	9	40-1	6	10	0	58	2.4
1973-74	11-0	73	7-15	.467	0-0	---	1-2	.500	1	17	18	1.6	5	12-0	2	7	0	15	1.4
ABA (2)	35-2	190	31-71	.437	1-2	.500	10-20	.500	22	43	65	1.9	14	52-1	8	17	0	73	2.1

PLAYOFF STATISTICS

1972-73	4-0	7	2-5	.400	0-1	.000	0-0	---	2	3	5	1.3	0	3-0	0	1	0	4	1.0
---------	-----	---	-----	------	-----	------	-----	-----	---	---	---	-----	---	-----	---	---	---	---	-----

GEORGES NIANG (#32)

Height: 6-8 Weight: 230 Birthdate: June 17, 1993 College: Iowa State

Drafted: Second Round (50th overall pick), 2016 NBA Draft

Waived: July 14, 2017

YR	G-GS	MIN	3-POINT			FTM-FTA	PCT	OR	DR	TR	AVG	AST	PF-DQ	ST	TO	BKS	PTS	AVG	
			FGM-FGA	PCT	FGM-FGA														
2016-17	23-0	93	9-36	.250	1-12	.083	2-2	1.000	2	15	17	0.7	5	6-0	3	5	0	21	0.9

DYRON NIX (#23)

Height: 6-7 Weight: 210 Birthdate: February 11, 1967 College: Tennessee '89

Acquired: June 27, 1989, from Charlotte in exchange for Stuart Gray

Waived: October 30, 1990

YR	G-GS	MIN	3-POINT			FTM-FTA	PCT	OR	DR	TR	AVG	AST	PF-DQ	ST	TO	BKS	PTS	AVG	
			FGM-FGA	PCT	FGM-FGA														
1989-90	20-0	109	14-39	.359	0-0	---	11-16	.688	8	18	26	1.3	5	15-0	3	7	1	39	2.0

KYLE O'QUINN (#10)

Height: 6-10 Weight: 250 Birthdate: March 26, 1990 College: Norfolk State

Acquired: Signed as a free agent, July 9, 2018

YR	G-GS	MIN	3-POINT			FTM-FTA	PCT	OR	DR	TR	AVG	AST	PF-DQ	ST	TO	BKS	PTS	AVG	
			FGM-FGA	PCT	FGM-FGA														
2018-19	45-9	371	69-136	.507	1-12	.083	17-21	.810	29	90	119	2.6	56	68-0	9	31	25	156	3.5

PLAYOFF STATISTICS

2018-19	1-0	2	0-0	---	0-0	---	0-0	---	0	0	0	0.0	0	0-0	0	1	0	0	0.0
---------	-----	---	-----	-----	-----	-----	-----	-----	---	---	---	-----	---	-----	---	---	---	---	-----

VICTOR OLADIPO (#4)

Height: 6-4 Weight: 210 Birthdate: May 4, 1992 College: Indiana

Acquired: From Oklahoma City, along with Domantas Sabonis, in exchange for Paul George, July 6, 2017

Traded: January 13, 2021, to Houston as part of a four-team trade; in exchange the Pacers received Caris LeVert from Brooklyn and a future second-round draft pick from Houston.

YR	G-GS	MIN	3-POINT			FTM-FTA	PCT	OR	DR	TR	AVG	AST	PF-DQ	ST	TO	BKS	PTS	AVG	
			FGM-FGA	PCT	FGM-FGA														
2017-18	75-75	2552	640-1342	.477	161-434	.371	291-368	.789	47	343	390	5.2	323	175-0	177	219	57	1735	23.1
2018-19	36-36	1147	249-588	.423	74-216	.343	103-141	.730	21	181	202	5.6	186	72-0	60	82	11	675	18.8
2019-20	19-16	528	97-246	.394	33-104	.317	48-59	.814	9	66	75	3.9	56	36-0	17	47	4	275	14.5
2020-21	9-9	300	64-152	.421	25-69	.362	27-37	.730	1	50	51	3.5	38	23-0	15	18	2	180	20.0
NBA (3)	139-136	4527	1050-2328	.451	293-823	.356	472-605	.780	78	640	718	5.2	603	306-0	269	366	74	2865	20.6

PLAYOFF STATISTICS

2017-18	7-7	261	53-127	.417	23-57	.404	30-41	.732	3	55	58	8.3	42	11-0	17	24	3	159	22.7
2019-20	4-4	123	22-56	.393	12-33	.364	15-16	.938	0	13	13	3.3	10	14-1	9	14	0	71	17.8
NBA (2)	11-11	384	75-183	.410	35-90	.389	45-57	.789	3	68	71	6.5	52	25-1	26	38	3	230	20.9

JAWANN OLDHAM (#22)

Height: 7-0 Weight: 215 Birthdate: July 4, 1957 College: Seattle '80

Signed: January 22, 1991, as a free agent

Waived: February 5, 1991

YR	G-GS	MIN	3-POINT			FTM-FTA	PCT	OR	DR	TR	AVG	AST	PF-DQ	ST	TO	BKS	PTS	AVG	
			FGM-FGA	PCT	FGM-FGA														
1990-91	4-0	19	3-6	.500	0-0	---	0-0	---	0	3	3	0.8	0	1-0	0	0	0	6	1.5



KEVIN OLLIE (#12)

Height: 6-2 Weight: 195 Birthdate: December 27, 1972 College: Connecticut '95

Acquired: February 19, 2002, from Chicago, along with Ron Artest, Ron Mercer and Brad Miller, in exchange for Travis Best, Norm Richardson, Jalen Rose and a second-round draft pick

3-POINT

YR	G-GS	MIN	FGM-FGA	PCT	FGM-FGA	PCT	FTM-FTA	PCT	OR	DR	TR	AVG	AST	PF-DQ	ST	TO	BKS	PTS	AVG
2001-02	29-0	577	40-100	.400	0-0	---	78-97	.804	7	49	56	1.9	98	33-0	26	26	1	158	5.4
PLAYOFF STATISTICS																			
2001-02	5-0	118	11-26	.423	1-2	.500	6-6	1.000	0	12	12	2.4	23	6-0	3	5	0	29	5.8

JERMAINE O'NEAL (#7)

Height: 6-11 Weight: 230 Birthdate: October 13, 1978 Prior to NBA: Eau Claire H.S. (S.C.) '96

Acquired: August 31, 2000, from Portland, along with Joe Kleine, in exchange for Dale Davis

Traded: July 9, 2008, to Toronto, along with Nathan Jawai, in exchange for Maceo Baston, T.J. Ford, Rasho Nesterovic and Roy Hibbert

3-POINT

YR	G-GS	MIN	FGM-FGA	PCT	FGM-FGA	PCT	FTM-FTA	PCT	OR	DR	TR	AVG	AST	PF-DQ	ST	TO	BKS	PTS	AVG
2000-01	81-80	2641	404-868	.465	0-5	.000	233-388	.601	249	545	794	9.8	98	280-5	49	161	228	1041	12.9
2001-02	72-72	2707	543-1133	.479	1-14	.071	284-413	.688	188	569	757	10.5	118	269-4	45	174	166	1371	19.0
2002-03	77-76	2864	610-1260	.484	7-21	.333	373-510	.731	202	594	796	10.3	155	277-5	66	180	178	1600	20.8
2003-04	78-78	2788	608-1400	.434	2-18	.111	348-460	.757	193	585	778	10.0	164	248-2	59	181	199	1566	20.1
2004-05	44-41	1530	386-854	.452	1-6	.167	295-391	.754	85	303	388	8.8	82	173-4	25	131	88	1068	24.3
2005-06	51-47	1802	380-805	.472	3-10	.300	261-368	.709	102	374	476	9.3	133	177-2	27	151	117	1024	20.1
2006-07	69-69	2459	498-1141	.436	0-7	.000	343-447	.767	153	508	661	9.6	167	232-3	50	203	182	1339	19.4
2007-08	42-34	1206	225-512	.439	0-5	.000	121-163	.742	82	201	283	6.7	93	129-2	20	106	87	571	13.6
NBA (8)	514-497	17997	3654-7973	.458	14-86	.163	2258-3140	.719	1254	3679	4933	9.6	1010	1785-27	341	1287	1245	9580	18.6
PLAYOFF STATISTICS																			
2000-01	4-4	157	17-39	.436	0-1	.000	5-10	.500	12	38	50	12.5	7	13-0	0	7	10	39	9.8
2001-02	5-5	192	34-76	.447	0-1	.000	18-24	.750	6	32	38	7.6	5	24-1	4	14	8	86	17.2
2002-03	6-6	272	43-92	.467	0-3	.000	51-65	.785	24	81	105	17.5	4	22-0	3	18	18	137	22.8
2003-04	16-16	604	115-272	.423	0-4	.000	77-110	.700	29	117	146	9.1	19	53-0	8	29	36	307	19.2
2004-05	13-13	476	77-211	.365	0-3	.000	54-72	.750	21	83	104	8.0	29	48-1	7	36	34	208	16.0
2005-06	6-6	216	44-84	.524	0-2	.000	38-53	.717	9	36	45	7.5	10	28-1	3	26	14	126	21.0
NBA (6)	50-50	1917	330-774	.426	0-14	.000	243-334	.728	101	387	488	9.8	74	188-3	25	130	120	903	18.1

BARRY ORMS (#33)

Height: 6-3 Weight: 190 Birthdate: December 22, 1946 College: St. Louis '68

3-POINT

YR	G-GS	MIN	FGM-FGA	PCT	FGM-FGA	PCT	FTM-FTA	PCT	OR	DR	TR	AVG	AST	PF-DQ	ST	TO	BKS	PTS	AVG
1969-70	9-0	143	17-40	.425	0-3	.000	17-26	.654	13	24	37	4.1	13	30-1	---	8	---	51	5.7

LOUIS ORR (#55)

Height: 6-9 Weight: 200 Birthdate: May 7, 1958 College: Syracuse '80

Drafted: Second Round (29th pick) 1980

Signed: October 22, 1982, with New York as a free agent; Indiana compensated with a second-round draft pick

3-POINT

YR	G-GS	MIN	FGM-FGA	PCT	FGM-FGA	PCT	FTM-FTA	PCT	OR	DR	TR	AVG	AST	PF-DQ	ST	TO	BKS	PTS	AVG
1980-81	82-7	1787	348-709	.491	0-6	.000	163-202	.807	172	189	361	4.4	132	153-0	55	123	25	859	10.5
1981-82	80-41	1951	357-719	.497	1-8	.125	203-254	.799	127	204	331	4.1	134	182-1	56	137	26	818	11.5
NBA (2)	162-48	3738	705-1428	.494	1-14	.071	366-456	.803	299	393	692	4.3	266	335-1	111	260	51	1777	11.0
PLAYOFF STATISTICS																			
1980-81	2-0	56	9-25	.360	0-0	---	6-7	.857	6	4	10	5.0	4	4-0	5	6	1	24	12.0

ANDRE OWENS (#20)

Height: 6-4 Weight: 200 Birthdate: October 31, 1980 College: Houston '05

Signed: July 3, 2007, as a free agent

3-POINT

YR	G-GS	MIN	FGM-FGA	PCT	FGM-FGA	PCT	FTM-FTA	PCT	OR	DR	TR	AVG	AST	PF-DQ	ST	TO	BKS	PTS	AVG
2007-08	31-7	392	40-107	.374	18-40	.450	25-34	.735	13	34	47	1.5	47	37-0	13	24	3	123	4.0

TOM OWENS (#26, #42)

Height: 6-10 Weight: 235 Birthdate: June 28, 1949 College: South Carolina '71

Acquired: June 5, 1981, from Portland in exchange for a 1984 first-round draft pick

Traded: September 27, 1982, to Detroit in exchange for a second-round draft pick

3-POINT

YR	G-GS	MIN	FGM-FGA	PCT	FGM-FGA	PCT	FTM-FTA	PCT	OR	DR	TR	AVG	AST	PF-DQ	ST	TO	BKS	PTS	AVG
1975-76	16-0	237	42-82	.512	0-0	---	20-25	.800	28	41	69	4.3	9	53-2	2	19	11	104	6.5
1981-82	74-40	1599	299-636	.470	1-2	.500	181-226	.801	142	230	372	5.0	127	259-7	41	137	37	780	10.5
TOTAL (2)	90-40	1836	341-718	.475	1-2	.500	201-251	.801	170	271	441	4.9	136	312-9	43	156	48	884	9.8



ALL-TIME ROSTER

WAYNE PACK (#6)

Height: 6-0 Weight: 165 Birthdate: July 5, 1950 College: Tennessee Tech '74

3-POINT

YR	G-GS	MIN	FGM-FGA	PCT	FGM-FGA	PCT	FTM-FTA	PCT	OR	DR	TR	AVG	AST	PF-DQ	ST	TO	BKS	PTS	AVG
1974-75	21-0	189	23-60	.383	5-17	.294	10-12	.833	7	13	20	1.0	13	21-1	6	13	0	61	2.9

GERALD PADDIO (#23)

Height: 6-7 Weight: 205 Birthdate: April 21, 1965 College: UNLV '88

Acquired: November 1, 1993, from Seattle, along with Derrick McKey, in exchange for Detlef Schrempf

Waived: November 29, 1993

3-POINT

YR	G-GS	MIN	FGM-FGA	PCT	FGM-FGA	PCT	FTM-FTA	PCT	OR	DR	TR	AVG	AST	PF-DQ	ST	TO	BKS	PTS	AVG
1993-94	7-1	55	9-23	.391	0-0	---	1-2	500	0	5	5	0.7	4	2-0	1	4	0	19	2.7

GEORGE PEEPLES (#15, #43)

Height: 6-8 Weight: 205 Birthdate: October 30, 1943 College: Iowa '66

Signed: September 1967 (original signee)

3-POINT

YR	G-GS	MIN	FGM-FGA	PCT	FGM-FGA	PCT	FTM-FTA	PCT	OR	DR	TR	AVG	AST	PF-DQ	ST	TO	BKS	PTS	AVG
1967-68	65-0	1203	138-339	.407	0-3	.000	115-188	.612	126	252	378	5.8	29	136-1	---	71	---	391	6.0
1968-69	64-11	1111	122-278	.439	0-0	---	101-142	.711	129	229	358	5.6	33	137-2	---	73	---	345	5.4
1972-73	9-0	56	4-14	.286	0-0	---	6-11	.545	3	12	15	1.7	4	14-0	2	6	0	14	1.6
ABA (3)	138-11	2370	264-631	.418	0-3	.000	222-341	.651	258	493	751	5.4	66	287-3	2	150	0	750	5.4

PLAYOFF STATISTICS

1967-68	3-0	62	12-21	.571	0-0	---	2-3	.667	---	---	31	10.3	4	9-1	---	4	---	26	8.7
1968-69	17-2	419	32-81	.395	0-1	---	38-57	.667	---	---	116	6.8	11	41-0	---	19	---	102	6.0
ABA (2)	20-2	481	44-102	.431	0-1	---	40-60	.667	---	---	147	7.4	15	50-1	---	23	---	128	6.4

JEFF PENDERGRAPH (#29)

Height: 6-9 Weight: 240 Birthdate: April 29, 1987 College: Arizona State

Signed: December 9, 2011, as a free agent

3-POINT

YR	G-GS	MIN	FGM-FGA	PCT	FGM-FGA	PCT	FTM-FTA	PCT	OR	DR	TR	AVG	AST	PF-DQ	ST	TO	BKS	PTS	AVG
2011-12	20-1	106	15-36	.417	0-0	---	4-7	.571	12	21	33	1.7	4	16-0	0	2	2	34	1.7
2012-13	37-0	369	61-126	.484	2-4	.500	21-23	.913	29	75	104	2.8	15	44-0	6	23	12	145	3.9
NBA (2)	57-1	475	76-162	.469	2-4	.500	25-30	.833	41	96	137	2.4	19	60-0	9	25	14	179	3.1

PLAYOFF STATISTICS

2011-12	4-0	9	1-3	.333	0-0	---	0-0	---	0	2	2	0.5	0	2-0	0	0	0	2	0.5
2012-13	9-0	71	8-24	.333	0-1	.000	0-0	---	4	14	18	2.0	1	14-0	0	3	2	16	1.8
NBA (2)	13-0	80	9-27	.333	0-1	.000	0-0	---	4	16	20	1.5	1	16-0	0	3	2	18	1.4

SAM PERKINS (#14)

Height: 6-9 Weight: 260 Birthdate: June 14, 1961 College: North Carolina '84

Acquired: January 21, 1999, as a free agent

Waived: September 17, 2001

3-POINT

YR	G-GS	MIN	FGM-FGA	PCT	FGM-FGA	PCT	FTM-FTA	PCT	OR	DR	TR	AVG	AST	PF-DQ	ST	TO	BKS	PTS	AVG
1998-99	48-0	789	80-200	.400	35-90	.389	43-60	.717	36	102	138	2.9	25	74-0	15	22	14	238	5.0
1999-00	81-0	1620	184-441	.417	89-218	.408	80-97	.825	64	225	289	3.6	68	136-0	31	63	33	537	6.6
2000-01	64-41	999	86-226	.381	38-110	.345	32-38	.842	32	136	168	2.6	41	61-0	33	19	18	242	3.8
NBA (3)	193-41	3408	350-867	.404	162-418	.388	155-195	.795	132	463	595	3.1	134	271-0	79	104	65	1017	5.3

PLAYOFF STATISTICS

1998-99	13-0	146	18-35	.514	11-24	.458	6-9	.667	2	23	25	1.9	6	13-0	0	7	3	53	4.1
1999-00	23-0	417	34-105	.324	23-66	.348	19-21	.905	17	56	73	3.2	10	45-1	4	8	6	110	4.8
2000-01	3-0	19	2-8	.250	1-4	.250	0-0	---	1	3	4	1.3	0	3-0	0	0	0	5	1.7
NBA (3)	39-0	582	54-148	.365	35-94	.372	25-30	.833	20	82	102	2.6	16	61-1	4	15	9	168	4.3

REGGIE PERRY (#0)

Height: 6-8 Weight: 250 Birthdate: March 21, 2000 College: Mississippi State

Signed: February 4, 2022, to a 10-day contract

3-POINT

YR	G-GS	MIN	FGM-FGA	PCT	FGM-FGA	PCT	FTM-FTA	PCT	OR	DR	TR	AVG	AST	PF-DQ	ST	TO	BKS	PTS	AVG
2021-22	1-0	10	1-1	1.000	0-0	---	0-0	---	0	1	1	1.0	0	3-0	0	0	0	2	2.0

RON PERRY (#44)

Height: 6-3 Weight: 190 Birthdate: December 29, 1943 College: Virginia Tech '67

Acquired: January 31, 1969, from New York in exchange for Steve Chubbin

3-POINT

YR	G-GS	MIN	FGM-FGA	PCT	FGM-FGA	PCT	FTM-FTA	PCT	OR	DR	TR	AVG	AST	PF-DQ	ST	TO	BKS	PTS	AVG
1968-69	27-23	865	137-336	.408	33-91	.363	58-70	.829	24	49	73	2.7	97	108-3	---	67	---	365	13.5

PLAYOFF STATISTICS

1968-69	17-3	202	34-114	.298	11-38	.289	18-27	.667	---	---	21	1.2	18	33-0	---	19	---	97	5.7
---------	------	-----	--------	------	-------	------	-------	------	-----	-----	----	-----	----	------	-----	----	-----	----	-----



CHUCK PERSON (#45)

Height: 6-8 Weight: 225 Birthdate: June 27, 1964 College: Auburn '86

Drafted: First Round (4th pick) 1986

Traded: September 8, 1992, to Minnesota, along with Micheal Williams, in exchange for Sam Mitchell and Pooh Richardson

3-POINT

YR	G-6S	MIN	FGM-FGA	PCT	FGM-FGA	PCT	FTM-FTA	PCT	OR	DR	TR	AVG	AST	PF-DQ	ST	TO	BKS	PTS	AVG
1986-87	82-78	2956	635-1368	.468	49-138	.355	222-297	.747	168	509	677	8.3	295	310-4	90	211	16	1541	18.8
1987-88	79-71	2807	575-1252	.459	59-177	.333	132-197	.670	171	365	536	6.8	309	266-4	73	210	8	1341	17.0
1988-89	80-79	3012	711-1453	.489	63-205	.307	243-307	.782	144	372	516	6.5	289	280-12	83	308	18	1728	21.6
1989-90	77-73	2714	605-1242	.487	94-253	.372	211-270	.781	126	319	445	5.8	230	217-1	53	170	20	1515	19.7
1990-91	80-79	2566	620-1231	.504	69-203	.340	165-229	.721	121	296	417	5.2	238	221-1	56	184	17	1474	18.4
1991-92	81-81	2923	616-1284	.480	132-354	.373	193-197	.675	114	312	426	5.3	382	247-5	68	216	18	1497	18.5
NBA (6)	479-461	16978	3762-7820	.481	466-1330	.350	1106-1497	.739	844	2173	3017	6.3	1743	1541-27	423	1299	97	9096	18.0

PLAYOFF STATISTICS

1986-87	4-4	159	39-74	.514	2-8	.250	30-39	.769	6	27	33	8.3	20	14-0	5	15	2	108	27.0
1989-90	3-3	123	17-45	.378	1-10	.100	5-12	.417	6	14	20	6.7	12	11-0	1	4	0	40	13.3
1990-91	5-5	192	48-90	.533	17-31	.548	17-21	.810	3	25	28	5.6	16	15-1	5	12	0	130	26.0
1991-92	3-3	118	19-47	.404	5-15	.333	8-12	.667	1	8	9	3.0	7	11-0	2	6	0	51	17.0
NBA (4)	15-15	592	122-256	.477	25-64	.391	60-84	.714	16	74	90	6.0	55	51-1	13	37	2	329	21.9

RICKY PIERCE (#22)

Height: 6-4 Weight: 215 Birthdate: August 19, 1959 College: Rice '82

Signed: October 2, 1995, as a free agent

Traded: June 13, 1996, to Denver, along with Mark Jackson and a draft pick, in exchange for Jalen Rose, Reggie Williams and a draft pick

3-POINT

YR	G-6S	MIN	FGM-FGA	PCT	FGM-FGA	PCT	FTM-FTA	PCT	OR	DR	TR	AVG	AST	PF-DQ	ST	TO	BKS	PTS	AVG
1995-96	76-2	1404	264-590	.447	35-104	.337	174-205	.849	40	96	136	1.8	101	188-1	57	93	6	737	9.7

PLAYOFF STATISTICS

1995-96	5-4	133	16-47	.340	2-8	.250	17-20	.850	3	1	4	0.8	15	13-0	8	12	1	51	10.2
---------	-----	-----	-------	------	-----	------	-------	------	---	---	---	-----	----	------	---	----	---	----	------

MILES PLUMLEE (#13)

Height: 6-11 Weight: 255 Birthdate: September 1, 1988 College: Duke '12

Signed: First Round (26th pick) 2012

Traded: July 27, 2013, to Phoenix, along with Gerald Green and a future first round draft pick, in exchange for Luis Scalo

3-POINT

YR	G-6S	MIN	FGM-FGA	PCT	FGM-FGA	PCT	FTM-FTA	PCT	OR	DR	TR	AVG	AST	PF-DQ	ST	TO	BKS	PTS	AVG
2012-13	14-0	55	5-21	.238	0-0	---	3-4	.750	12	10	22	1.6	2	5-0	0	3	3	13	0.9

SCOT POLLARD (#62)

Height: 6-11 Weight: 265 Birthdate: February 12, 1975 College: Kansas '97

Acquired: July 24, 2003, from Sacramento, along with Danny Ferry from San Antonio, in exchange for Brad Miller to Sacramento and Ron Mercer to San Antonio

3-POINT

YR	G-6S	MIN	FGM-FGA	PCT	FGM-FGA	PCT	FTM-FTA	PCT	OR	DR	TR	AVG	AST	PF-DQ	ST	TO	BKS	PTS	AVG
2003-04	61-3	678	47-114	.412	0-0	---	12-21	.571	67	97	164	2.7	10	110-0	23	22	26	106	1.7
2004-05	49-17	865	79-167	.473	0-0	---	33-49	.673	85	120	205	4.2	18	123-1	30	31	24	191	3.9
2005-06	45-32	771	70-154	.455	0-0	---	29-38	.763	73	145	218	4.8	24	115-1	37	26	20	169	3.8
NBA (3)	155-52	2314	196-435	.451	0-0	---	74-108	.685	225	362	587	3.8	52	348-2	90	79	70	466	3.0

PLAYOFF STATISTICS

2003-04	3-0	13	0-2	.000	0-0	---	2-4	.500	1	3	4	1.3	0	2-0	1	0	0	2	0.7
2004-05	9-0	67	6-15	.400	0-0	---	1-2	.500	4	7	11	1.2	1	9-0	1	4	0	13	1.4
2005-06	4-0	15	0-1	.000	0-0	---	0-0	---	1	4	5	1.3	0	5-0	1	1	0	0	0.0
NBA (3)	16-0	95	6-18	.333	0-0	---	3-6	.500	6	14	20	1.3	1	16-0	3	5	0	15	0.9

MARK POPE (#43)

Height: 6-10 Weight: 235 Birthdate: September 11, 1972 College: Kentucky '96

Drafted: Second Round (52nd pick) 1996

Waived: October 31, 1999

3-POINT

YR	G-6S	MIN	FGM-FGA	PCT	FGM-FGA	PCT	FTM-FTA	PCT	OR	DR	TR	AVG	AST	PF-DQ	ST	TO	BKS	PTS	AVG
1997-98	28-0	193	14-41	.341	1-3	.333	10-17	.588	9	17	26	0.9	7	36-0	3	10	6	39	1.4
1998-99	4-0	26	1-7	.143	0-4	.000	0-1	.000	2	2	4	1.0	0	6-0	0	1	0	2	0.5
NBA (2)	32-0	219	15-48	.313	1-7	.143	10-18	.556	11	19	30	0.9	7	42-0	3	11	6	41	1.3

PLAYOFF STATISTICS

1997-98	7-0	42	4-6	.667	0-1	.000	1-1	1.000	2	3	5	0.7	1	8-0	1	1	0	9	1.3
---------	-----	----	-----	------	-----	------	-----	-------	---	---	---	-----	---	-----	---	---	---	---	-----



ALL-TIME ROSTER

JAMES POSEY (#41)

Height: 6-8 Weight: 235 Birthdate: January 13, 1977 College: Xavier

Acquired: August, 11, 2010, from New Orleans, along with Darren Collison, in a four-team trade that sent Troy Murphy from Indiana to New Jersey

YR	3-POINT			PCT	OR	DR	TR	AVG	AST	PF-DQ	ST	TO	BKS	PTS	AVG				
	G-SS	MIN	FGM-FGA																
2010-11	49-0	839	81-241	.336	67-212	.316	11-15	.733	10	137	147	3.0	34	103-1	24	24	6	240	4.9

JOSH POWELL (#22)

Height: 6-9 Weight: 235 Birthdate: December 5, 1983 College: North Carolina State '05

Acquired: July 24, 2006, from Dallas, along with Darrell Armstrong and Rawle Marshall, in exchange for Anthony Johnson

Traded: January 19, 2007, to Golden State, along with Al Harrington, Stephen Jackson and Sarunas Jasikevicius, in exchange for Ike Diogu, Mike Dunleavy, Keith McLeod and Troy Murphy

YR	3-POINT			PCT	OR	DR	TR	AVG	AST	PF-DQ	ST	TO	BKS	PTS	AVG				
	G-SS	MIN	FGM-FGA																
2006-07	7-0	64	2-15	.133	0-0	---	8-12	.667	7	12	19	2.7	3	18-0	0	5	0	12	1.7

ALEX POYTHRESS (#0)

Height: 6-8 Weight: 238 Birthdate: September 6, 1993 College: Kentucky

Acquired: Signed a two-way contract, August 22, 2017; converted from a two-way contract to a regular contract on December 28, 2017

YR	3-POINT			PCT	OR	DR	TR	AVG	AST	PF-DQ	ST	TO	BKS	PTS	AVG				
	G-SS	MIN	FGM-FGA																
2017-18	25-0	104	11-26	.423	4-11	.364	0-0	---	7	10	17	.07	2	16-0	3	2	1	26	1.0

A.J. PRICE (#12, #22)

Height: 6-2 Weight: 181 Birthdate: October 7, 1986 College: Connecticut '09

Drafted: Second Round (52nd pick) 2009

Signed: November 6, 2014, as a free agent

Waived: November 28, 2014

YR	3-POINT			PCT	OR	DR	TR	AVG	AST	PF-DQ	ST	TO	BKS	PTS	AVG				
	G-SS	MIN	FGM-FGA																
2009-10	56-2	865	145-354	.410	60-174	.345	60-75	.800	12	76	88	1.6	106	53-0	35	59	3	410	7.3
2010-11	50-0	785	114-320	.356	41-149	.275	54-81	.667	16	56	72	1.5	111	61-1	29	53	1	323	6.5
2011-12	44-1	568	59-174	.339	26-88	.295	28-35	.800	13	48	61	1.4	86	30-0	20	32	2	172	3.9
2014-15	10-0	193	39-89	.438	15-39	.365	12-18	.667	2	12	14	1.4	27	9-0	4	10	0	105	10.5
NBA (4)	160-3	2421	357-937	.381	142-450	.316	154-209	.737	43	192	235	1.5	330	153-1	88	154	6	1010	6.3
PLAYOFF STATISTICS																			
2010-11	5-0	80	13-35	.371	7-16	.438	9-10	.900	2	5	7	1.4	6	5-0	3	7	0	42	8.4
2011-12	4-0	7	1-2	.500	0-0	---	0-0	---	1	1	2	0.5	1	0-0	0	0	0	2	0.5
NBA (2)	9-0	87	14-37	.378	7-16	.438	9-10	.900	3	6	9	1.0	7	5-0	3	7	0	44	4.9

MIKE PRICE (#15)

Height: 6-3 Weight: 200 Birthdate: September 11, 1948 College: Illinois '70

YR	3-POINT			PCT	OR	DR	TR	AVG	AST	PF-DQ	ST	TO	BKS	PTS	AVG				
	G-SS	MIN	FGM-FGA																
1971-72	4-0	25	3-9	.333	0-0	---	0-0	---	1	4	5	1.3	1	4-0	---	4	---	6	1.5

WAYNE RADFORD (#21)

Height: 6-3 Weight: 205 Birthdate: May 29, 1956 College: Indiana '78

Drafted: Second Round (27th pick) 1978

Waived: October 10, 1979

YR	3-POINT			PCT	OR	DR	TR	AVG	AST	PF-DQ	ST	TO	BKS	PTS	AVG				
	G-SS	MIN	FGM-FGA																
1978-79	52-2	649	83-175	.474	---	---	36-45	.800	25	43	68	1.3	57	61-0	30	45	1	202	3.9

JIM RAYL (#23)

Height: 6-2 Weight: 180 Birthdate: June 21, 1941 College: Indiana '64

Signed: September 1967 (original signee)

Waived: December 28, 1968

YR	3-POINT			PCT	OR	DR	TR	AVG	AST	PF-DQ	ST	TO	BKS	PTS	AVG				
	G-SS	MIN	FGM-FGA																
1967-68	74-0	2193	317-819	.387	57-175	.326	195-243	.802	38	200	238	3.2	210	197-1	---	193	---	886	12.0
1968-69	27-8	567	72-202	.356	34-92	.370	61-68	.897	25	42	67	2.5	63	80-2	---	50	---	239	8.9
ABA (2)	101-8	2760	389-1021	.381	91-267	.341	256-311	.823	63	242	305	3.0	273	277-3	---	243	---	1125	11.1
PLAYOFF STATISTICS																			
1967-68	3-3	118	15-42	.357	4-14	.286	5-7	.714	---	---	10	3.3	14	14-0	---	9	---	39	13.0



CRAIG RAYMOND (#12)

Height: 6-11 Weight: 235 Birthdate: April 5, 1945 College: Brigham Young '67

3-POINT

YR	G-GS	MIN	FGM-FGA	PCT	FGM-FGA	PCT	FTM-FTA	PCT	OR	DR	TR	AVG	AST	PF-DQ	ST	TO	BKS	PTS	AVG
1972-73	6-0	33	2-8	.250	0-0	---	1-2	.500	3	7	10	1.7	1	8-0	0	3	2	5	0.8

DAVON REED (#32)

Height: 6-5 Weight: 208 Birthdate: June 11, 1995 College: Miami (Fla.)

Acquired: Signed as a free agent, October 19, 2018

3-POINT

YR	G-GS	MIN	FGM-FGA	PCT	FGM-FGA	PCT	FTM-FTA	PCT	OR	DR	TR	AVG	AST	PF-DQ	ST	TO	BKS	PTS	AVG
2018-19	10-0	47	5-12	.417	2-4	.500	0-0	---	2	4	6	0.6	3	3-0	1	1	0	12	1.2

CLINT RICHARDSON (#4)

Height: 6-3 Weight: 195 Birthdate: August 7, 1956 College: Seattle '79

Acquired: October 23, 1985, from Philadelphia in exchange for two second-round draft picks

Waived: December 10, 1987

3-POINT

YR	G-GS	MIN	FGM-FGA	PCT	FGM-FGA	PCT	FTM-FTA	PCT	OR	DR	TR	AVG	AST	PF-DQ	ST	TO	BKS	PTS	AVG
1985-86	82-61	2224	335-736	.455	1-9	.111	123-147	.837	69	182	251	3.1	372	153-1	58	136	8	794	9.7
1986-87	78-14	1396	218-467	.467	6-17	.353	59-74	.797	51	92	143	1.8	241	106-0	49	85	7	501	6.4
NBA (2)	160-75	3620	553-1203	.460	7-26	.269	182-221	.824	120	274	394	2.5	613	259-1	107	221	15	1295	8.1

PLAYOFF STATISTICS

1986-87	4-0	73	7-12	.583	0-1	.000	2-4	.500	3	7	10	2.5	8	12-0	0	5	0	16	4.0
---------	-----	----	------	------	-----	------	-----	------	---	---	----	-----	---	------	---	---	---	----	-----

NORM RICHARDSON (#21)

Height: 6-5 Weight: 190 Birthdate: July 24, 1979 College: Hofstra '01

Signed: September 21, 2001, as a free agent

Traded: February 19, 2002, to Chicago, along with Travis Best, Jalen Rose and a second-round draft pick, in exchange for Ron Artest, Ron Mercer, Brad Miller and Kevin Dillie

3-POINT

YR	G-GS	MIN	FGM-FGA	PCT	FGM-FGA	PCT	FTM-FTA	PCT	OR	DR	TR	AVG	AST	PF-DQ	ST	TO	BKS	PTS	AVG
2001-02	3-0	4	0-3	.000	0-0	---	0-0	---	1	0	1	1	0	0-0	0	0	0	0	0.0

JEROME "POOH" RICHARDSON (#24)

Height: 6-1 Weight: 180 Birthdate: May 14, 1966 College: UCLA '89

Acquired: September 8, 1992, from Minnesota, along with Sam Mitchell, in exchange for Chuck Person and Micheal Williams

Traded: June 30, 1994, to L.A. Clippers, along with Malik Sealy and the draft rights to Eric Piatkowski, in exchange for Mark Jackson and the draft rights to Greg Minor

3-POINT

YR	G-GS	MIN	FGM-FGA	PCT	FGM-FGA	PCT	FTM-FTA	PCT	OR	DR	TR	AVG	AST	PF-DQ	ST	TO	BKS	PTS	AVG
1992-93	74-73	2396	337-703	.479	3-29	.103	92-124	.742	63	204	267	3.6	573	132-1	94	167	12	769	10.4
1993-94	37-25	1022	160-354	.452	3-12	.250	47-77	.610	28	82	110	3.0	237	78-0	32	88	3	370	10.0
NBA (2)	111-98	3418	497-1057	.470	6-41	.146	139-201	.692	91	286	377	3.4	810	210-1	126	255	15	1139	10.3

PLAYOFF STATISTICS

1992-93	4-1	95	6-15	.400	1-1	1.000	4-6	.667	1	10	11	2.8	23	7-1	2	6	0	17	4.3
---------	-----	----	------	------	-----	-------	-----	------	---	----	----	-----	----	-----	---	---	---	----	-----

RICK ROBEY (#53)

Height: 6-11 Weight: 230 Birthdate: January 30, 1956 College: Kentucky '78

Drafted: First Round (3rd pick) 1978

Traded: January 16, 1979, to Boston in exchange for Billy Knight

3-POINT

YR	G-GS	MIN	FGM-FGA	PCT	FGM-FGA	PCT	FTM-FTA	PCT	OR	DR	TR	AVG	AST	PF-DQ	ST	TO	BKS	PTS	AVG
1978-79	43-13	849	140-295	.475	---	---	90-121	.744	80	174	254	5.9	53	111-1	25	89	12	370	8.6

GLENN ROBINSON III (#40)

Height: 6-7 Weight: 220 Birthdate: January 8, 1994 College: Michigan

Signed: July 27, 2015, as a free agent

3-POINT

YR	G-GS	MIN	FGM-FGA	PCT	FGM-FGA	PCT	FTM-FTA	PCT	OR	DR	TR	AVG	AST	PF-DQ	ST	TO	BKS	PTS	AVG
2015-16	45-4	508	85-151	.430	14-37	.378	27-39	.692	12	56	68	1.5	26	21-0	17	18	9	177	3.8
2016-17	69-27	1427	158-338	.467	49-125	.392	54-76	.711	57	189	246	3.6	47	63-0	41	37	20	419	6.1
2017-18	23-1	338	36-84	.464	14-34	.412	9-11	.818	11	26	37	1.6	17	14-0	13	5	1	945	4.1
NBA (3)	137-32	2273	259-573	.452	77-196	.393	90-126	.714	80	271	351	2.6	90	98-0	71	60	30	1541	11.2

PLAYOFF STATISTICS

2015-16	4-0	10	3-4	.750	0-0	---	1-1	1.000	0	0	0	0.0	0	0-0	0	0	1	7	1.8
2016-17	3-0	31	6-6	1.000	2-2	1.000	1-2	.500	0	3	3	1.0	1	2-0	0	0	0	15	5.0
2017-18	2-0	6	1-1	1.000	0-0	---	0-0	---	0	1	1	0.5	0	0-0	0	0	0	2	1.0
NBA (3)	9-0	47	10-11	.909	2-2	1.000	2-3	.667	0	4	4	1.3	1	2-0	0	0	1	24	2.7



ALL-TIME ROSTER

DAVE ROBISCH (#40)

Height: 6-10 Weight: 240 Birthdate: December 22, 1949 College: Kansas '71

Drafted: November 12, 1975, in San Diego dispersal draft

Traded: December 13, 1977, to Los Angeles, along with Adrian Dantley, in exchange for James Edwards, Earl Tatum and cash

YR	3-POINT																		
	G-GS	MIN	FGM-FGA	PCT	FGM-FGA	PCT	FTM-FTA	PCT	DR	DR	TR	AVG	AST	PF-DQ	ST	TO	BKS	PTS	AVG
1975-76	76-46	2421	378-900	.418	0-2	.000	263-311	.846	230	442	672	8.8	145	183-0	65	96	48	1015	13.4
1976-77	80-26	1966	369-811	.455	---	---	213-256	.832	171	383	554	6.9	158	169-1	55	---	37	951	11.9
1977-78	23-18	598	73-181	.403	---	---	50-64	.781	47	126	173	7.5	48	59-1	20	34	15	196	8.5
NBA (2)	103-44	2564	442-982	.446	---	---	263-320	.822	218	509	727	7.1	206	228-2	75	34	52	1147	11.1
TOTAL (3)	179-90	4985	818-1892	.432	0-2	.000	526-631	.834	448	951	1399	7.8	351	411-2	140	130	100	2162	12.1
PLAYOFF STATISTICS																			
1975-76	3-1	83	11-27	.407	0-0	---	12-16	.750	8	12	20	6.7	8	8-0	3	1	0	34	11.3

CARLOS ROGERS (#6)

Height: 7-0 Weight: 245 Birthdate: February 6, 1971 College: Tennessee State '94

Signed: September 6, 2001, as a free agent

YR	3-POINT																		
	G-GS	MIN	FGM-FGA	PCT	FGM-FGA	PCT	FTM-FTA	PCT	DR	DR	TR	AVG	AST	PF-DQ	ST	TO	BKS	PTS	AVG
2001-02	22-1	168	24-43	.558	1-6	.167	10-19	.526	14	24	38	1.7	3	17-0	5	5	6	59	2.7

JALEN ROSE (#5)

Height: 6-8 Weight: 210 Birthdate: January 30, 1973 College: Michigan '95

Acquired: June 13, 1996, from Denver, along with Reggie Williams and a draft pick, in exchange for Mark Jackson, Ricky Pierce and a draft pick

Traded: February 19, 2002, to Chicago, along with Travis Best, Norm Richardson and a second-round draft pick, in exchange for Ron Artest, Ron Mercer, Brad Miller and Kevin Ollie

YR	3-POINT																		
	G-GS	MIN	FGM-FGA	PCT	FGM-FGA	PCT	FTM-FTA	PCT	DR	DR	TR	AVG	AST	PF-DQ	ST	TO	BKS	PTS	AVG
1996-97	66-6	1188	172-377	.456	21-72	.292	117-156	.750	27	94	121	1.8	155	136-1	57	107	18	482	7.3
1997-98	82-0	1706	290-607	.478	25-73	.342	166-228	.728	28	167	195	2.4	155	171-0	56	132	14	771	9.4
1998-99	49-1	1238	200-496	.403	17-65	.262	125-158	.791	34	120	154	3.1	93	128-0	50	72	15	542	11.1
1999-00	80-80	2978	563-1196	.471	77-196	.393	254-307	.827	42	345	387	4.8	320	234-1	84	188	49	1457	18.2
2000-01	72-72	2943	567-1242	.457	59-174	.339	285-344	.828	37	322	359	5.0	435	230-2	65	211	43	1478	20.5
2001-02	59-53	1937	387-871	.444	52-146	.356	156-186	.839	29	220	249	4.7	187	148-1	45	105	29	982	18.5
NBA (6)	402-212	11990	2178-4789	.455	255-726	.346	1103-1379	.800	197	1268	1465	3.6	1355	1047-5	357	815	168	5172	14.2
PLAYOFF STATISTICS																			
1997-98	15-0	293	48-100	.480	6-16	.375	20-27	.741	1	26	27	1.8	28	37-0	11	25	6	122	8.1
1998-99	13-0	355	61-138	.442	8-23	.348	28-34	.824	11	20	31	2.4	32	39-0	13	25	5	158	12.2
1999-00	23-23	964	171-391	.437	30-70	.429	107-133	.805	10	91	101	4.4	78	71-0	16	50	11	479	20.8
2000-01	4-4	164	30-79	.380	5-16	.313	7-7	1.000	3	15	18	4.5	11	18-0	6	9	1	72	18.0
NBA (4)	55-27	1776	310-708	.438	49-125	.392	162-201	.806	25	152	177	3.2	149	165-0	46	109	23	831	15.1

DAN ROUNDFIELD (#32)

Height: 6-8 Weight: 205 Birthdate: May 26, 1953 College: Central Michigan '75

Drafted: First Round (6th pick) 1975

Signed: July 28, 1978, with Atlanta as free agent; Indiana compensated with a 1979 first-round draft pick and cash

YR	3-POINT																		
	G-GS	MIN	FGM-FGA	PCT	FGM-FGA	PCT	FTM-FTA	PCT	DR	DR	TR	AVG	AST	PF-DQ	ST	TO	BKS	PTS	AVG
1975-76	67-0	767	131-309	.424	0-2	.000	77-122	.631	131	129	259	3.9	35	161-6	31	64	43	339	5.1
1976-77	61-0	1645	342-734	.466	---	---	164-239	.686	179	339	518	8.5	69	243-8	61	---	131	848	13.9
1977-78	79-0	2423	421-861	.489	---	---	218-300	.727	275	527	802	10.2	196	297-4	81	194	149	1060	13.4
NBA (2)	140-0	4068	763-1595	.478	---	---	382-539	.709	454	866	1320	9.4	265	540-12	142	194	280	1908	13.6
TOTAL (3)	207-0	4835	894-1904	.470	0-2	.000	459-661	.694	585	994	1579	7.6	300	701-18	173	258	323	2247	10.9
PLAYOFF STATISTICS																			
1975-76	2-0	25	7-12	.583	0-0	---	7-8	.875	4	6	10	5.0	0	6-0	2	0	4	22	11.0

BRIAN ROWSOM (#24)

Height: 6-9 Weight: 225 Birthdate: October 23, 1965 College: North Carolina-Wilmington '87

Drafted: Second Round (34th pick) 1987

Waived: December 8, 1987

YR	3-POINT																		
	G-GS	MIN	FGM-FGA	PCT	FGM-FGA	PCT	FTM-FTA	PCT	DR	DR	TR	AVG	AST	PF-DQ	ST	TO	BKS	PTS	AVG
1987-88	4-0	16	0-6	.000	0-0	---	6-6	1.000	1	4	5	1.3	1	3-0	1	1	0	6	1.5

DAMJAN RUDEŽ (#9)

Height: 6-10 Weight: 230 Birthdate: June 17, 1986 Prior to NBA: Croatia

Signed: As a free agent, July 11, 2014

Traded: July 12, 2015, to Minnesota, in exchange for Chase Budinger

YR	3-POINT																		
	G-GS	MIN	FGM-FGA	PCT	FGM-FGA	PCT	FTM-FTA	PCT	DR	DR	TR	AVG	AST	PF-DQ	ST	TO	BKS	PTS	AVG
2014-15	68-2	1047	119-263	.452	69-170	.406	16-23	.696	8	39	47	0.7	53	79-0	16	47	5	323	4.8



BRANDON RUSH (#25)

Height: 6-6 **Weight:** 210 **Birthdate:** July 7, 1985 **College:** Kansas '08
Acquired: July 9, 2008, from Portland, along with Jarrett Jack and Josh McRoberts, in exchange for Ike Diogu and Jerryd Bayless
Traded: December 19, 2011, to Golden State, in exchange for Lou Amundson

3-POINT

YR	G-GS	MIN	FGM-FGA	PCT	FGM-FGA	PCT	FTM-FTA	PCT	OR	DR	TR	AVG	AST	PF-DQ	ST	TO	BKS	PTS	AVG
2008-09	75-19	1803	243-575	.423	78-209	.373	46-66	.697	34	199	233	3.1	66	128-1	38	75	37	610	8.1
2009-10	82-84	2491	297-702	.423	124-302	.411	56-89	.629	41	305	346	4.2	112	159-0	56	93	65	774	9.4
2010-11	67-21	1754	217-515	.421	93-223	.417	80-106	.755	33	184	217	3.2	62	107-0	41	69	35	607	9.1
NBA (3)	224-104	6048	757-1792	.422	295-734	.402	182-261	.697	108	688	796	3.6	240	394-1	135	237	137	1991	8.9

PLAYOFF STATISTICS

2010-11	5-0	55	6-13	.462	3-4	.750	1-2	.500	0	7	7	1.4	3	5-0	1	1	1	16	3.2
---------	-----	----	------	------	-----	------	-----	------	---	---	---	-----	---	-----	---	---	---	----	-----

KAREEM RUSH (#21)

Height: 6-6 **Weight:** 215 **Birthdate:** October 30, 1980 **College:** Missouri '03
Signed: July 3, 2007, as a free agent

3-POINT

YR	G-GS	MIN	FGM-FGA	PCT	FGM-FGA	PCT	FTM-FTA	PCT	OR	DR	TR	AVG	AST	PF-DQ	ST	TO	BKS	PTS	AVG
2007-08	71-15	1504	228-569	.401	102-262	.389	30-42	.714	19	149	168	2.4	89	108-0	42	62	19	588	8.3

WALKER RUSSELL (#31)

Height: 6-5 **Weight:** 195 **Birthdate:** October 26, 1960 **College:** Western Michigan '82
Signed: October 2, 1986, as a free agent

3-POINT

YR	G-GS	MIN	FGM-FGA	PCT	FGM-FGA	PCT	FTM-FTA	PCT	OR	DR	TR	AVG	AST	PF-DQ	ST	TO	BKS	PTS	AVG
1986-87	48-0	511	64-165	.388	2-16	.125	27-37	.730	18	37	55	1.1	129	62-0	20	60	5	157	3.3

DOMANTAS SABONIS (#11)

Height: 6-11 **Weight:** 240 **Birthdate:** May 3, 1996 **College:** Gonzaga
Acquired: From Oklahoma City, along with Victor Oladipo, in exchange for Paul George, July 6, 2017
Traded: February 8, 2022, to Sacramento along with Justin Holiday, Jeremy Lamb and a future second-round draft pick in exchange for Tyrese Haliburton, Buddy Hield and Tristan Thompson

3-POINT

YR	G-GS	MIN	FGM-FGA	PCT	FGM-FGA	PCT	FTM-FTA	PCT	OR	DR	TR	AVG	AST	PF-DQ	ST	TO	BKS	PTS	AVG
2017-18	74-19	1812	340-661	.514	13-37	.351	168-224	.750	165	407	572	7.7	151	220-2	40	137	32	861	11.6
2018-19	74-5	1838	413-700	.590	9-17	.529	208-291	.715	186	504	690	9.3	212	239-3	48	160	30	1043	14.1
2019-20	62-62	2159	458-848	.540	17-67	.254	214-296	.723	189	582	771	12.4	310	195-3	47	170	30	1147	18.5
2020-21	62-62	2232	484-904	.535	52-162	.321	240-328	.732	150	592	742	12.0	415	203-4	76	213	33	1260	20.3
2021-22	47-46	1632	331-571	.580	35-108	.324	191-258	.740	155	412	567	12.1	236	146-2	46	143	22	888	18.9
NBA (5)	319-194	9670	2026-3684	.550	126-391	.322	1021-1397	.731	845	2497	3342	10.5	1324	1003-14	257	823	147	5189	16.3

PLAYOFF STATISTICS

2017-18	7-0	166	36-62	.581	1-7	.143	14-18	.778	14	18	32	4.6	5	22-1	1	7	2	87	12.4
2018-19	4-0	96	12-29	.414	1-4	.250	9-14	.643	7	22	29	7.3	16	12-1	3	5	1	34	8.5
NBA (2)	11-0	262	48-91	.527	2-11	.182	23-32	.719	21	40	61	5.5	21	34-2	4	12	3	121	11.0

JAKARR SAMPSON (#14)

Height: 6-7 **Weight:** 214 **Birthdate:** March 20, 1993 **College:** St. John's
Signed: August 2, 2019, as a free agent; Re-signed November 27, 2020

3-POINT

YR	G-GS	MIN	FGM-FGA	PCT	FGM-FGA	PCT	FTM-FTA	PCT	OR	DR	TR	AVG	AST	PF-DQ	ST	TO	BKS	PTS	AVG
2019-20	34-12	471	68-115	.591	2-13	.154	18-27	.667	20	68	88	2.6	21	64-0	16	15	12	156	4.6
2020-21	29-4	316	56-113	.496	3-15	.200	19-29	.655	27	50	77	2.7	4	52-2	2	15	14	134	4.6
NBA (4)	63-16	787	124-228	.544	5-28	.179	37-56	.661	47	118	165	2.6	25	116-2	18	30	26	290	4.6

PLAYOFF STATISTICS

2019-20	4-0	50	10-16	.625	0-0	---	0-0	---	1	12	13	3.3	4	10-0	2	2	0	20	5.0
---------	-----	----	-------	------	-----	-----	-----	-----	---	----	----	-----	---	------	---	---	---	----	-----

MIKE SANDERS (#33)

Height: 6-6 **Weight:** 210 **Birthdate:** May 7, 1960 **College:** UCLA '82
Signed: September 8, 1989, as a free agent
Waived: November 18, 1991

3-POINT

YR	G-GS	MIN	FGM-FGA	PCT	FGM-FGA	PCT	FTM-FTA	PCT	OR	DR	TR	AVG	AST	PF-DQ	ST	TO	BKS	PTS	AVG
1989-90	82-13	1531	225-479	.470	5-14	.357	55-75	.733	78	152	230	2.8	89	220-1	43	79	23	510	6.2
1990-91	80-7	1357	206-494	.417	4-20	.200	47-57	.825	73	112	185	2.3	106	198-1	37	65	26	463	5.8
1991-92	10-0	81	11-22	.500	0-0	---	5-6	.833	0	8	8	0.8	11	8-0	2	6	1	27	2.7
NBA (3)	172-20	2969	442-995	.444	9-34	.265	107-138	.775	151	272	423	2.5	206	426-2	82	150	50	1000	5.8

PLAYOFF STATISTICS

1989-90	3-0	24	5-11	.455	1-1	1.000	0-0	---	5	1	6	2.0	2	4-0	0	2	0	11	3.7
1990-91	5-0	41	6-10	.600	1-2	.500	2-4	.500	0	4	4	0.8	4	9-0	4	2	1	35	3.0
NBA (2)	8-0	65	11-21	.524	2-3	.667	2-4	.500	5	5	10	1.3	6	13-0	4	3	2	26	3.3



ALL-TIME ROSTER

DWAYNE SCHINTZIUS (#55)

Height: 7-2 Weight: 285 Birthdate: October 14, 1968 College: Florida '90

Signed: October 18, 1995, as a free agent

YR	3-POINT										PF-DQ	ST	TO	BKS	PTS	AVG			
	G-GS	MIN	FGM-FGA	PCT	FGM-FGA	PCT	FTM-FTA	PCT	OR	DR							TR	AVG	AST
1995-96	33-0	297	49-110	.445	0-0	---	13-21	.619	23	55	78	2.4	14	53-0	9	19	12	111	3.4

RUSS SCHOENE (#3)

Height: 6-10 Weight: 215 Birthdate: April 16, 1960 College: Tennessee-Chattanooga '82

Acquired: February 15, 1983, from Philadelphia, along with a first and second-round draft pick, in exchange for Clemon Johnson and a third-round draft pick

Traded: October 2, 1986, to Seattle, along with Terence Stansbury, in exchange for John Long and future considerations

YR	3-POINT										PF-DQ	ST	TO	BKS	PTS	AVG			
	G-GS	MIN	FGM-FGA	PCT	FGM-FGA	PCT	FTM-FTA	PCT	OR	DR							TR	AVG	AST
1982-83	31-5	520	101-228	.443	1-3	.333	40-55	.727	44	57	101	3.3	27	74-1	12	35	14	243	7.8

DETLEF SCHREMPF (#11)

Height: 6-10 Weight: 230 Birthdate: January 21, 1963 College: Washington '85

Acquired: February 21, 1989, from Dallas, along with a second-round draft pick, in exchange for Herb Williams

Traded: November 1, 1993, to Seattle in exchange for Derrick McKey and Gerald Paddio

YR	3-POINT										PF-DQ	ST	TO	BKS	PTS	AVG			
	G-GS	MIN	FGM-FGA	PCT	FGM-FGA	PCT	FTM-FTA	PCT	OR	DR							TR	AVG	AST
1988-89	32-12	1005	162-315	.514	5-9	.269	146-189	.772	70	159	229	7.2	93	102-0	29	77	10	475	14.8
1989-90	78-18	2573	424-822	.516	17-48	.354	402-490	.820	149	471	620	7.9	247	271-6	59	180	16	1267	16.2
1990-91	82-3	2632	432-831	.520	15-40	.375	441-539	.818	178	482	650	8.0	301	262-3	58	175	22	1320	16.1
1991-92	80-4	2605	496-925	.536	23-71	.324	365-441	.828	202	568	770	9.6	312	286-4	62	191	37	1380	17.3
1992-93	82-60	3098	517-1085	.476	8-52	.154	525-653	.804	210	570	780	9.5	493	305-3	79	243	27	1567	19.1
NBA (5)	354-97	11913	2031-3978	.511	68-220	.309	1879-2312	.813	809	2250	3059	8.6	1446	1226-16	287	866	112	6009	17.0

PLAYOFF STATISTICS

1989-90	3-3	125	23-47	.489	0-3	.000	15-16	.938	5	17	22	7.3	5	13-0	2	10	1	61	20.3
1990-91	5-0	179	27-57	.474	0-4	.000	25-30	.833	10	26	36	7.2	11	17-0	2	11	0	79	15.8
1991-92	3-0	120	18-47	.383	2-4	.500	25-28	.893	12	27	39	13.0	7	10-0	2	7	1	63	21.0
1992-93	4-4	165	25-54	.463	0-2	.000	28-36	.778	3	20	23	5.8	29	14-0	1	17	2	78	19.5
NBA (4)	15-7	589	93-205	.454	2-13	.154	93-110	.845	30	90	120	8.0	52	54-0	7	45	4	281	18.7

LUIS SCOLA (#4)

Height: 6-9 Weight: 240 Birthdate: April 30, 1980 Native Country: Argentina

Acquired: July 27, 2013, from Phoenix in exchange for Gerald Green, Miles Plumlee and a future first-round draft pick

YR	3-POINT										PF-DQ	ST	TO	BKS	PTS	AVG			
	G-GS	MIN	FGM-FGA	PCT	FGM-FGA	PCT	FTM-FTA	PCT	OR	DR							TR	AVG	AST
2013-14	82-2	1399	263-560	.470	1-7	.143	99-136	.728	86	305	391	4.8	81	164-0	26	108	16	626	7.6
2014-15	81-16	1659	300-642	.467	5-20	.250	156-226	.689	138	388	526	6.4	105	192-0	47	94	18	763	9.4
NBA (2)	163-18	3058	563-1202	.468	6-27	.222	257-362	.710	224	693	917	5.6	186	356-0	73	202	34	1389	8.5

PLAYOFF STATISTICS

2013-14	18-0	243	48-105	.457	1-3	.333	13-22	.591	11	31	42	2.3	9	29-0	6	7	3	110	6.1
---------	------	-----	--------	------	-----	------	-------	------	----	----	----	-----	---	------	---	---	---	-----	-----

BRENT SCOTT (#55)

Height: 6-10 Weight: 250 Birthdate: June 15, 1970 College: Rice '93

Signed: September 27, 1996, as a free agent

YR	3-POINT										PF-DQ	ST	TO	BKS	PTS	AVG			
	G-GS	MIN	FGM-FGA	PCT	FGM-FGA	PCT	FTM-FTA	PCT	OR	DR							TR	AVG	AST
1996-97	16-0	55	8-17	.471	0-0	---	3-6	.500	3	6	9	0.8	3	14-0	1	4	1	19	1.2

BYRON SCOTT (#4)

Height: 6-4 Weight: 200 Birthdate: March 28, 1961 College: Arizona State '83

Signed: December 6, 1993, as a free agent

Drafted: June 24, 1995, by Vancouver in expansion draft

YR	3-POINT										PF-DQ	ST	TO	BKS	PTS	AVG			
	G-GS	MIN	FGM-FGA	PCT	FGM-FGA	PCT	FTM-FTA	PCT	OR	DR							TR	AVG	AST
1993-94	67-2	1197	256-548	.467	27-74	.365	157-195	.805	19	91	110	1.6	133	80-0	62	103	9	696	10.4
1994-95	80-1	1528	285-583	.455	79-203	.389	193-227	.850	18	133	151	1.9	108	123-1	61	119	13	802	10.0
NBA (2)	147-3	2725	521-1131	.461	106-277	.383	350-422	.829	37	224	261	1.8	241	203-1	123	222	22	1498	10.2

PLAYOFF STATISTICS

1993-94	16-0	239	38-86	.396	9-19	.474	40-51	.784	10	23	33	2.1	20	22-0	12	25	2	125	7.8
1994-95	17-0	298	32-84	.340	9-34	.265	30-34	.882	5	20	25	1.5	16	30-0	10	22	1	103	6.1
NBA (2)	33-0	537	70-190	.368	18-53	.340	70-85	.824	15	43	58	1.8	36	52-0	22	47	3	228	6.9



MALIK SEALY (#21)

Height: 6-8 Weight: 190 Birthdate: February 1, 1970 College: St. John's (N.Y.) '92

Drafted: First Round (14th pick) 1992

Traded: June 30, 1994, to L.A. Clippers, along with Pooh Richardson and the draft rights to Eric Piatkowski, in exchange for Mark Jackson and the draft rights to Greg Minor

3-POINT

YR	G-SS	MIN	FGM-FGA	PCT	FGM-FGA	PCT	FTM-FTA	PCT	OR	DR	TR	AVG	AST	PF-DQ	ST	TO	BKS	PTS	AVG
1992-93	58-2	672	136-319	.426	7-31	.226	51-74	.689	60	52	112	1.9	47	74-0	36	58	7	330	5.7
1993-94	43-5	623	111-274	.405	4-16	.250	59-87	.678	43	75	118	2.7	48	84-0	31	51	8	285	6.6
NBA (2)	101-7	1295	247-593	.417	11-47	.234	110-161	.683	103	127	230	2.3	95	168-0	67	109	15	615	6.1

PLAYOFF STATISTICS

1992-93	3-0	18	0-5	.000	0-1	.000	2-2	1.000	2	0	2	0.7	0	1-0	0	1	0	2	0.7
---------	-----	----	-----	------	-----	------	-----	-------	---	---	---	-----	---	-----	---	---	---	---	-----

KEVIN SERAPHIN (#1)

Height: 6-10 Weight: 278 Birthdate: December 7, 1989 Prior to NBA: France

Signed: September 6, 2016, as a free agent

Waived: August 1, 2017

3-POINT

YR	G-SS	MIN	FGM-FGA	PCT	FGM-FGA	PCT	FTM-FTA	PCT	OR	DR	TR	AVG	AST	PF-DQ	ST	TO	BKS	PTS	AVG
2016-17	49-3	559	109-198	.551	0-2	.000	14-22	.636	41	101	142	2.9	23	66-0	7	29	20	232	4.7

PLAYOFF STATISTICS

2016-17	4-0	59	12-26	.462	0-0	---	5-7	.714	8	6	14	3.5	4	10-0	0	4	2	29	7.3
---------	-----	----	-------	------	-----	-----	-----	------	---	---	----	-----	---	------	---	---	---	----	-----

JERRY SICHTING (#14)

Height: 6-1 Weight: 180 Birthdate: November 29, 1956 College: Purdue '79

Signed: October 9, 1980, as a free agent

Traded: October 3, 1985, to Boston in exchange for two second-round draft picks

3-POINT

YR	G-SS	MIN	FGM-FGA	PCT	FGM-FGA	PCT	FTM-FTA	PCT	OR	DR	TR	AVG	AST	PF-DQ	ST	TO	BKS	PTS	AVG
1980-81	47-1	450	34-95	.358	0-5	.000	25-32	.781	11	32	43	0.9	70	38-0	23	28	1	93	2.0
1981-82	51-0	800	91-184	.469	1-9	.111	29-38	.763	14	41	55	1.1	117	63-0	33	42	1	212	4.2
1982-83	78-58	2435	316-661	.478	3-18	.167	92-107	.860	33	122	155	2.0	433	185-0	104	138	2	727	9.3
1983-84	80-80	2497	397-746	.532	6-20	.300	117-135	.867	44	127	171	2.1	457	179-0	90	144	8	917	11.5
1984-85	70-25	1808	325-624	.521	9-37	.243	112-128	.875	24	90	114	1.6	264	116-0	47	102	4	771	11.0
NBA (5)	326-164	7990	1163-2320	.501	19-89	.213	375-440	.852	126	412	538	1.7	1341	581-0	297	454	16	2720	8.3

PLAYOFF STATISTICS

1980-81	1-0	1	0-0	---	0-0	---	0-0	---	0	0	0	---	0	0-0	1	0	0	0	0.0
---------	-----	---	-----	-----	-----	-----	-----	-----	---	---	---	-----	---	-----	---	---	---	---	-----

DON SIDLE (#33)

Height: 6-9 Weight: 215 Birthdate: June 21, 1946 College: Oklahoma '68

Acquired: February 1, 1971, from Denver, along with Wayne Chapman, in exchange for John Barnhill and Art Becker

Traded: December 1971, to Memphis in exchange for Larry Canon

3-POINT

YR	G-SS	MIN	FGM-FGA	PCT	FGM-FGA	PCT	FTM-FTA	PCT	OR	DR	TR	AVG	AST	PF-DQ	ST	TO	BKS	PTS	AVG
1970-71	30-0	528	86-157	.548	2-4	.500	49-74	.662	73	74	147	4.9	31	66-1	---	33	---	223	7.4
1971-72	27-2	394	72-143	.503	0-1	.000	31-49	.633	44	51	95	3.5	10	39-0	---	20	---	175	6.5
ABA (2)	57-2	922	158-300	.527	2-5	.400	80-123	.650	117	125	242	4.2	41	105-1	---	53	---	398	7.0

PLAYOFF STATISTICS

1970-71	8-0	68	8-24	.333	0-1	.000	10-16	.625	20	10	30	3.8	4	8-0	---	2	---	26	3.3
---------	-----	----	------	------	-----	------	-------	------	----	----	----	-----	---	-----	-----	---	-----	----	-----

COURTNEY SIMS (#44)

Height: 6-11 Weight: 245 Birthdate: October 21, 1983 College: Michigan '07

Signed: October 1, 2007, as a free agent; October 29, 2007, as a free agent; December 12, 2007, as a free agent

Waived: October 25, 2007; December 4, 2007; December 29, 2007

3-POINT

YR	G-SS	MIN	FGM-FGA	PCT	FGM-FGA	PCT	FTM-FTA	PCT	OR	DR	TR	AVG	AST	PF-DQ	ST	TO	BKS	PTS	AVG
2007-08	3-0	11	0-1	.000	0-0	---	0-0	---	1	1	2	0.7	1	2-0	0	0	0	0	0.0

SCOTT SKILES (#3)

Height: 6-1 Weight: 190 Birthdate: March 5, 1964 College: Michigan State '86

Acquired: June 22, 1987, from Milwaukee in exchange for a second-round draft pick

Drafted: June 15, 1989, by Orlando in expansion draft

3-POINT

YR	G-SS	MIN	FGM-FGA	PCT	FGM-FGA	PCT	FTM-FTA	PCT	OR	DR	TR	AVG	AST	PF-DQ	ST	TO	BKS	PTS	AVG
1987-88	51-2	760	86-209	.411	6-20	.300	45-54	.833	11	55	66	1.3	180	97-0	22	76	3	223	4.4
1988-89	80-13	1571	198-442	.448	20-75	.267	130-144	.903	21	128	149	1.9	390	151-1	64	177	2	546	6.8
NBA (2)	131-15	2331	284-651	.436	26-95	.274	175-198	.884	32	183	215	1.6	570	248-1	86	253	5	769	5.9



ALL-TIME ROSTER

JOSE SLAUGHTER (#21)

Height: 6-5 Weight: 205 Birthdate: September 9, 1960 College: Portland '82
Waived: October 7, 1983

YR	G-GS	MIN	3-POINT			FTM-FTA	PCT	OR	DR	TR	AVG	AST	PF-DQ	ST	TO	BKS	PTS	AVG	
			FGM-FGA	PCT	FGM-FGA														
1982-83	63-1	515	89-238	.374	9-41	.220	38-59	.644	34	34	68	1.1	52	93-0	36	42	7	225	3.6

DONALD SLOAN (#15)

Height: 6-3 Weight: 205 Birthdate: January 15, 1988 College: Texas A&M
Signed: July 3, 2013 as a free agent

YR	G-GS	MIN	3-POINT			FTM-FTA	PCT	OR	DR	TR	AVG	AST	PF-DQ	ST	TO	BKS	PTS	AVG	
			FGM-FGA	PCT	FGM-FGA														
2013-14	48-1	392	44-117	.376	10-42	.238	12-20	.600	4	40	44	0.9	50	19-0	10	22	1	110	2.3
2014-15	53-21	1107	145-355	.408	41-131	.313	60-77	.779	12	131	143	2.7	190	47-0	23	65	0	391	7.4
NBA (2)	101-22	1499	189-472	.400	51-173	.295	72-97	.742	16	171	187	1.9	240	66-0	33	87	1	501	5.0

PLAYOFF STATISTICS

2013-14	4-0	15	2-7	.286	1-4	.250	2-4	.500	0	1	1	0.3	3	0-0	1	2	0	7	1.8
---------	-----	----	-----	------	-----	------	-----	------	---	---	---	-----	---	-----	---	---	---	---	-----

JALEN SMITH (#25)

Height: 6-10 Weight: 215 Birthdate: March 16, 2000 College: Maryland
Acquired: February 10, 2022, along with a future second-round draft pick from Phoenix in exchange for Torrey Craig

YR	G-GS	MIN	3-POINT			FTM-FTA	PCT	OR	DR	TR	AVG	AST	PF-DQ	ST	TO	BKS	PTS	AVG	
			FGM-FGA	PCT	FGM-FGA														
2021-22	22-4	543	113-213	.531	31-83	.373	38-50	.760	46	122	168	7.6	18	44-1	9	20	23	295	13.4

WILLIE SMITH (#8)

Height: 6-2 Weight: 170 Birthdate: October 26, 1953 College: Missouri '76
Signed: October 14, 1977, as a free agent
Waived: October 20, 1977

YR	G-GS	MIN	3-POINT			FTM-FTA	PCT	OR	DR	TR	AVG	AST	PF-DQ	ST	TO	BKS	PTS	AVG
			FGM-FGA	PCT	FGM-FGA													
1977-78	1-0	7	0-0	---	---	0-0	---	0	0	0	---	1	1-0	0	0	0	0	0.0

RIK SMITS (#24, #45)

Height: 7-4 Weight: 250 Birthdate: August 23, 1966 College: Marist '88
Drafted: First Round (2nd overall) 1988
Retired: September 27, 2000

YR	G-GS	MIN	3-POINT			FTM-FTA	PCT	OR	DR	TR	AVG	AST	PF-DQ	ST	TO	BKS	PTS	AVG	
			FGM-FGA	PCT	FGM-FGA														
1988-89	82-71	2041	386-746	.517	0-1	.000	184-255	.722	185	315	500	6.1	70	310-14	37	130	151	356	11.7
1989-90	82-82	2404	515-967	.533	0-1	.000	241-297	.811	135	377	512	6.2	142	328-11	45	143	169	1271	15.5
1990-91	76-38	1690	342-705	.485	0-0	---	144-189	.762	116	241	357	4.7	84	246-3	24	86	111	828	10.9
1991-92	74-55	1772	436-855	.510	0-2	.000	152-193	.788	124	293	417	5.6	116	231-4	29	130	100	1024	13.8
1992-93	81-81	2072	494-1017	.486	0-0	---	167-228	.732	126	306	432	5.3	121	285-5	27	147	75	1155	14.3
1993-94	78-75	2113	493-923	.534	0-1	.000	238-300	.793	135	348	483	6.2	156	281-11	49	151	82	1224	15.7
1994-95	78-78	2381	558-1060	.526	0-2	.000	284-377	.753	192	409	601	7.7	111	278-6	40	189	79	1400	17.9
1995-96	63-63	1901	466-894	.521	1-5	.200	231-293	.788	119	314	433	6.9	110	226-2	21	160	45	1164	18.5
1996-97	52-52	1518	356-733	.486	2-8	.250	173-217	.797	105	256	361	6.9	67	175-3	22	126	59	887	17.1
1997-98	73-69	2085	514-1038	.495	0-3	.000	188-240	.783	127	378	505	6.9	101	243-9	40	134	88	1216	16.7
1998-99	48-49	1271	310-633	.490	0-2	.000	108-132	.818	73	202	275	5.6	52	159-1	18	75	52	729	14.9
1999-00	79-79	1852	431-890	.484	0-1	.000	156-211	.739	94	307	401	5.1	85	249-1	20	108	100	1018	12.9
NBA (12)	867-792	23100	5301-10461	.507	3-26	.115	2266-2932	.773	1531	3746	5277	6.1	1215	3011-73	372	1579	1111	12871	14.8

PLAYOFF STATISTICS

1989-90	3-3	96	14-28	.500	0-0	---	9-11	.818	4	12	16	5.3	3	12-0	2	5	4	37	12.3
1990-91	5-0	88	21-37	.568	0-0	---	7-8	.875	4	14	18	3.6	2	23-1	1	5	7	49	9.8
1991-92	3-1	28	4-11	.364	0-0	---	2-2	1.000	3	3	6	2.0	0	7-0	2	3	1	10	3.3
1992-93	4-4	143	37-64	.578	0-1	.000	16-22	.727	13	19	32	8.0	7	18-1	5	8	4	90	22.5
1993-94	16-16	450	103-218	.472	0-0	---	50-62	.806	23	61	84	5.3	31	64-1	10	43	9	256	16.0
1994-95	17-17	546	127-232	.547	1-1	1.000	86-107	.804	32	87	119	7.0	34	73-2	5	34	14	341	20.1
1995-96	5-5	166	42-77	.545	0-0	---	11-14	.786	13	24	37	7.4	8	20-1	2	14	2	95	19.0
1997-98	16-16	476	105-209	.502	0-1	.000	55-64	.859	17	68	85	5.3	20	67-3	8	21	14	265	16.6
1998-99	13-13	293	67-147	.456	0-0	---	19-20	.950	16	49	65	5.0	9	51-3	6	25	15	153	11.8
1999-00	22-21	481	103-207	.498	0-1	.000	35-40	.875	24	54	78	3.5	21	84-1	10	27	20	241	11.0
NBA (10)	104-96	2747	623-1230	.507	1-4	.250	290-350	.829	149	391	540	5.2	135	419-13	51	185	90	1537	14.8

RICKY SOBERS (#14)

Height: 6-3 Weight: 198 Birthdate: January 15, 1953 College: UNLV '75
Acquired: September 6, 1977, from Phoenix in exchange for Don Buse
Traded: August 28, 1979, to Chicago as compensation for signing Mickey Johnson

YR	G-GS	MIN	3-POINT			FTM-FTA	PCT	OR	DR	TR	AVG	AST	PF-DQ	ST	TO	BKS	PTS	AVG	
			FGM-FGA	PCT	FGM-FGA														
1977-78	79-79	3019	553-1221	.453	---	---	330-400	.825	92	235	327	4.1	584	308-10	170	352	23	1436	18.2
1978-79	81-81	2825	553-1194	.463	---	---	298-338	.882	118	183	301	3.7	450	315-8	138	304	23	1404	17.3
NBA (2)	160-160	5844	1106-2415	.458	---	---	628-738	.851	210	418	628	3.9	1034	623-18	308	656	46	2840	17.8



KEVIN STACOM (#27)

Height: 6-3 **Weight:** 185 **Birthdate:** September 4, 1951 **College:** Providence '74
Signed: August 7, 1978, as a free agent; Boston compensated with a third-round draft pick
Traded: February 9, 1979, to Boston in exchange for cash

3-POINT

YR	G-GS	MIN	FGM-FGA	PCT	FGM-FGA	PCT	FTM-FTA	PCT	OR	DR	TR	AVG	AST	PF-DQ	ST	TO	BKS	PTS	AVG
1978-79	44-0	571	76-209	.364	---	---	31-41	.756	20	41	61	1.4	77	29-0	14	43	1	183	4.2

TERENCE STANSBURY (#43)

Height: 6-5 **Weight:** 175 **Birthdate:** February 27, 1961 **College:** Temple '84
Acquired: October 22, 1984, from Dallas, along with Bill Garnett, in exchange for a first-round draft pick
Traded: October 2, 1986, to Seattle, along with Russ Schoene, in exchange for John Long and future considerations

3-POINT

YR	G-GS	MIN	FGM-FGA	PCT	FGM-FGA	PCT	FTM-FTA	PCT	OR	DR	TR	AVG	AST	PF-DQ	ST	TO	BKS	PTS	AVG
1984-85	74-14	1278	210-458	.459	4-25	.160	102-126	.810	39	75	114	1.5	127	205-2	47	80	12	576	7.1
1985-86	74-17	1331	191-441	.433	9-53	.170	107-132	.811	29	110	139	1.9	206	200-2	59	139	8	498	6.7
NBA (2)	148-31	2609	401-899	.446	13-78	.167	209-258	.810	68	185	253	1.7	333	405-4	106	219	20	1024	6.9

CASSIUS STANLEY (#2)

Height: 6-5 **Weight:** 190 **Birthdate:** August 18, 1999 **College:** Duke
Drafted: Second Round (54th overall) 2021

3-POINT

YR	G-GS	MIN	FGM-FGA	PCT	FGM-FGA	PCT	FTM-FTA	PCT	OR	DR	TR	AVG	AST	PF-DQ	ST	TO	BKS	PTS	AVG
2020-21	24-0	93	13-43	.302	3-13	.231	7-9	.778	8	12	20	0.8	1	14-0	1	1	2	36	1.5

EVERETTE STEPHENS (#21)

Height: 6-2 **Weight:** 175 **Birthdate:** October 21, 1966 **College:** Purdue '88
Acquired: October 3, 1988, from Philadelphia in exchange for Ron Anderson
Waived: October 31, 1989

3-POINT

YR	G-GS	MIN	FGM-FGA	PCT	FGM-FGA	PCT	FTM-FTA	PCT	OR	DR	TR	AVG	AST	PF-DQ	ST	TO	BKS	PTS	AVG
1988-89	35-0	209	23-72	.319	2-10	.200	17-22	.773	11	12	23	0.7	37	22-0	9	29	4	65	1.9

LANCE STEPHENSON (#6, #1)

Height: 6-5 **Weight:** 220 **Birthdate:** September 5, 1990 **College:** Cincinnati
Drafted: Second Round (40th Pick) 2010
Signed: As a free agent, March 30, 2017; January 1, 2022, to a 10-day contract; January 11, 2022, to a 10-day contract; January 14, 2022, to a 10-day contract; February 3, 2022, to a contract

3-POINT

YR	G-GS	MIN	FGM-FGA	PCT	FGM-FGA	PCT	FTM-FTA	PCT	OR	DR	TR	AVG	AST	PF-DQ	ST	TO	BKS	PTS	AVG
2010-11	12-0	115	13-39	.333	0-5	.000	11-14	.786	1	17	18	1.5	21	14-0	4	16	0	37	3.1
2011-12	42-1	442	47-125	.376	4-30	.133	8-17	.471	12	41	53	1.3	46	30-0	21	36	5	106	2.5
2012-13	78-72	2278	275-598	.460	62-188	.330	75-115	.652	47	257	304	3.9	223	162-1	81	109	16	667	8.8
2013-14	78-78	2752	427-870	.491	86-244	.352	140-197	.711	95	463	558	7.2	359	195-1	54	210	7	1080	13.8
2016-17	6-0	132	18-44	.409	5-8	.625	2-3	.667	1	23	24	4.0	25	12-0	3	11	2	43	7.2
2017-18	82-7	1850	303-709	.427	37-232	.289	84-127	.661	62	362	424	5.2	235	177-0	46	131	17	757	9.2
2021-22	40-1	744	142-310	.458	27-87	.310	62-78	.795	11	101	112	2.8	154	88-1	24	68	4	373	9.3
NBA (7)	338-159	8313	1225-2695	.455	251-794	.316	382-551	.693	229	1264	1493	4.4	1063	678-3	233	581	51	3083	9.1

PLAYOFF STATISTICS

2011-12	4-0	12	2-9	.222	1-2	.500	1-2	.500	0	0	0	0.0	1	2-0	0	2	0	6	1.5
2012-13	19-19	673	69-169	.408	18-64	.281	23-37	.622	14	130	144	7.6	63	47-1	23	36	2	179	9.4
2013-14	19-19	705	100-220	.455	24-67	.358	35-49	.714	24	107	131	6.9	80	55-0	16	46	4	259	13.6
2016-17	4-0	107	27-53	.509	7-18	.389	3-4	.750	1	20	21	5.3	11	11-1	2	4	0	64	16.0
2017-18	7-0	149	30-65	.462	8-26	.308	5-9	.556	3	16	19	2.7	20	20-0	2	9	1	73	10.4
NBA (5)	53-38	1646	228-516	.442	58-177	.328	67-101	.663	42	273	315	6.0	175	135-2	43	97	7	581	11.0

BROOK STEPPE (#11)

Height: 6-5 **Weight:** 190 **Birthdate:** November 7, 1959 **College:** Georgia Tech '82
Acquired: September 17, 1983, from Kansas City in exchange for a second-round draft pick
Waived: October 15, 1984

3-POINT

YR	G-GS	MIN	FGM-FGA	PCT	FGM-FGA	PCT	FTM-FTA	PCT	OR	DR	TR	AVG	AST	PF-DQ	ST	TO	BKS	PTS	AVG
1983-84	61-13	857	148-314	.471	0-3	.000	134-161	.832	43	79	122	2.0	79	93-0	34	89	6	430	7.0



ALL-TIME ROSTER

STEVE STIPANOVICH (#40)

Height: 7-0 Weight: 245 Birthdate: November 17, 1960 College: Missouri '83

Drafted: First Round (2nd pick) 1983

Retired: September 28, 1989

3-POINT

YR	G-GS	MIN	FGM-FGA	PCT	FGM-FGA	PCT	FTM-FTA	PCT	OR	DR	TR	AVG	AST	PF-DQ	ST	TO	BKS	PTS	AVG
1983-84	81-73	2428	392-816	.480	3-16	.188	183-243	.753	116	446	562	6.9	170	303-4	73	161	67	970	12.0
1984-85	82-66	2315	414-871	.475	1-11	.091	297-372	.798	141	473	614	7.5	199	265-4	71	184	78	1126	13.7
1985-86	79-65	2397	416-885	.470	2-10	.200	242-315	.768	173	450	623	7.9	206	261-1	75	146	69	1076	13.6
1986-87	81-81	2761	382-760	.503	1-4	.250	307-367	.837	184	486	670	8.3	180	304-9	106	130	97	1072	13.2
1987-88	80-80	2692	411-828	.496	3-15	.200	254-314	.809	157	505	662	8.3	183	302-8	90	156	69	1079	13.5
NBA (5)	403-365	12591	2016-4160	.484	10-56	.179	1283-1611	.796	771	2360	3131	7.8	938	1435-26	415	777	380	5323	13.2

PLAYOFF STATISTICS

1986-87	4-4	149	21-38	.553	0-1	.000	13-19	.684	7	23	30	7.5	3	14-0	3	4	2	55	13.8
---------	-----	-----	-------	------	-----	------	-------	------	---	----	----	-----	---	------	---	---	---	----	------

PEJA STOJAKOVIC (#16)

Height: 6-10 Weight: 229 Birthdate: June 9, 1977 Prior to NBA: Serbia & Montenegro

Acquired: January 25, 2006, from Sacramento in exchange for Ron Artest

Traded: July 12, 2006, to New Orleans/Oklahoma City, along with cash in exchange for the rights to Andrew Betts, the Hornets' 1998 second-round draft pick

3-POINT

YR	G-GS	MIN	FGM-FGA	PCT	FGM-FGA	PCT	FTM-FTA	PCT	OR	DR	TR	AVG	AST	PF-DQ	ST	TO	BKS	PTS	AVG
2005-06	40-40	1454	274-594	.461	91-225	.404	140-155	.903	45	205	250	6.3	68	89-0	26	52	8	779	19.5

PLAYOFF STATISTICS

2005-06	2-2	51	8-18	.444	0-3	.000	6-7	.857	0	9	9	4.5	4	4-0	1	1	1	22	11.0
---------	-----	----	------	------	-----	------	-----	------	---	---	---	-----	---	-----	---	---	---	----	------

ERICK STRICKLAND (#21)

Height: 6-3 Weight: 210 Birthdate: November 25, 1973 College: Nebraska '96

Signed: September 11, 2002, as a free agent

3-POINT

YR	G-GS	MIN	FGM-FGA	PCT	FGM-FGA	PCT	FTM-FTA	PCT	OR	DR	TR	AVG	AST	PF-DQ	ST	TO	BKS	PTS	AVG
2002-03	71-10	1275	163-380	.429	62-160	.388	70-87	.805	23	122	145	2.0	209	111-0	38	98	7	458	6.5

PLAYOFF STATISTICS

2002-03	5-0	42	6-14	.429	1-5	.200	8-10	.800	3	4	7	1.4	8	4-0	1	1	0	21	4.2
---------	-----	----	------	------	-----	------	------	------	---	---	---	-----	---	-----	---	---	---	----	-----

MARK STRICKLAND (#21)

Height: 6-10 Weight: 210 Birthdate: July 14, 1970 College: Temple '92

Signed: March 4, 1995, as a free agent

3-POINT

YR	G-GS	MIN	FGM-FGA	PCT	FGM-FGA	PCT	FTM-FTA	PCT	OR	DR	TR	AVG	AST	PF-DQ	ST	TO	BKS	PTS	AVG
1994-95	4-0	9	1-3	.333	0-0	---	1-2	.500	2	2	4	1.0	0	0-0	0	1	1	3	0.8

RODNEY STUCKEY (#2)

Height: 6-5 Weight: 210 Birthdate: April 21, 1986 College: Eastern Washington

Signed: As a free agent, July 21, 2014

Waived: March 29, 2017

3-POINT

YR	G-GS	MIN	FGM-FGA	PCT	FGM-FGA	PCT	FTM-FTA	PCT	OR	DR	TR	AVG	AST	PF-DQ	ST	TO	BKS	PTS	AVG
2014-15	71-36	1674	332-754	.440	55-141	.390	177-216	.819	36	212	248	3.5	219	131-0	56	118	10	896	12.6
2015-16	58-1	1275	183-443	.413	20-83	.241	131-158	.829	19	137	156	2.7	142	77-0	43	76	8	517	8.9
2016-17	39-0	696	91-244	.373	19-60	.317	80-107	.748	6	78	84	2.2	84	44-0	16	53	0	281	7.2
NBA (3)	168-37	3845	606-1441	.421	94-284	.331	388-481	.807	61	427	488	2.9	445	252-0	115	247	18	1694	10.1

PLAYOFF STATISTICS

2015-16	7-0	125	17-43	.395	5-10	.500	5-9	.556	1	14	15	2.1	14	9-0	4	6	1	44	6.3
---------	-----	-----	-------	------	------	------	-----	------	---	----	----	-----	----	-----	---	---	---	----	-----

EDMOND SUMNER (#5)

Height: 6-6 Weight: 176 Birthdate: December 31, 1995 College: Xavier

Acquired: From New Orleans in exchange for cash considerations, June 22, 2017; Re-signed July 29, 2019

3-POINT

YR	G-GS	MIN	FGM-FGA	PCT	FGM-FGA	PCT	FTM-FTA	PCT	OR	DR	TR	AVG	AST	PF-DQ	ST	TO	BKS	PTS	AVG
2017-18	1-0	2	1-1	1.000	0-0	---	0-0	---	0	1	1	1.0	0	1-0	0	0	0	2	2.0
2018-19	23-2	210	22-64	.344	7-27	.259	15-24	.625	9	15	24	1.0	10	26-0	12	10	5	66	2.9
2019-20	31-3	447	61-142	.430	14-53	.264	16-29	.552	11	35	46	1.5	55	44-0	15	22	9	152	4.9
2020-21	53-24	861	149-282	.525	35-88	.398	68-83	.819	18	76	94	1.8	49	88-0	33	51	10	399	7.5
NBA (4)	108-29	1520	232-489	.474	56-168	.333	99-136	.728	38	127	165	1.5	114	159-0	60	83	24	619	15.1

PLAYOFF STATISTICS

2018-19	1-0	2	0-0	---	0-0	---	0-0	---	0	2	2	2.0	0	0-0	0	0	0	0	0.0
2019-20	3-0	41	2-7	.286	0-3	.000	2-2	1.000	1	5	6	2.0	0	5-0	0	2	0	6	2.0
NBA (2)	4-0	43	2-7	.286	0-3	.000	2-2	1.000	1	7	8	2.0	0	5-0	0	2	0	6	1.5



BRUNO SUNDOV (#40)

Height: 7-2 Weight: 239 Birthdate: February 10, 1980 Native Country: Croatia
Signed: September 30, 2000, as a free agent

3-POINT																			
YR	G-GS	MIN	FGM-FGA	PCT	FGM-FGA	PCT	FTM-FTA	PCT	OR	DR	TR	AVG	AST	PF-DQ	ST	TO	BKS	PTS	AVG
2000-01	11-4	120	20-41	.488	0-4	.000	3-5	.600	4	19	23	2.1	2	21-1	2	3	4	43	3.9
2001-02	22-0	88	16-40	.400	0-1	.000	0-2	.000	7	14	21	1.0	3	16-0	3	4	3	32	1.5
NBA (2)	33-4	208	36-81	.444	0-5	.000	3-7	.429	11	33	44	1.3	5	37-1	5	7	7	75	2.3
PLAYOFF STATISTICS																			
2001-02	1-0	1-1	1,000	0-0	---	0-0	---	0	0	0	0.0	0	0-0	0	0	0	2		2.0

KEIFER SYKES (#28)

Height: 6-0 Weight: 180 Birthdate: December 30, 1993 College: Green Bay
Signed: December 27, 2021, as a free agent

3-POINT																			
YR	G-GS	MIN	FGM-FGA	PCT	FGM-FGA	PCT	FTM-FTA	PCT	OR	DR	TR	AVG	AST	PF-DQ	ST	TO	BKS	PTS	AVG
2021-22	32-11	566	69-190	.363	27-90	.300	15-17	.882	8	37	45	62	51-0	12	33	4	180	5.6	22

ZAN TABAK (#55)

Height: 7-0 Weight: 257 Birthdate: June 15, 1970 Native Country: Croatia
Signed: September 30, 1999, as a free agent

3-POINT																			
YR	G-GS	MIN	FGM-FGA	PCT	FGM-FGA	PCT	FTM-FTA	PCT	OR	DR	TR	AVG	AST	PF-DQ	ST	TO	BKS	PTS	AVG
1999-00	18-0	114	16-34	.471	0-0	---	5-8	.625	16	16	32	1.8	4	13-0	3	11	9	37	2.1
2000-01	55-14	777	98-186	.527	0-0	---	20-47	.426	65	148	213	3.9	33	125-0	10	57	30	216	3.9
NBA (2)	73-14	891	114-220	.518	0-0	---	25-55	.455	81	164	245	3.4	37	138-0	13	68	39	253	3.5
PLAYOFF STATISTICS																			
1999-00	10-0	47	4-8	.500	0-0	---	4-4	1,000	4	12	16	1.6	0	10-0	0	1	2	12	1.2
2000-01	2-2	10	0-4	.000	0-0	---	1-2	.500	3	0	3	1.5	0	2-0	0	0	0	1	0.5
NBA (2)	12-2	57	4-12	.333	0-0	---	5-6	.833	7	12	19	1.6	0	12-0	0	1	2	13	1.1

EARL TATUM (#43)

Height: 6-4 Weight: 185 Birthdate: July 26, 1953 College: Marquette '76
Acquired: December 13, 1977, from L.A. Lakers, along with James Edwards and cash, in exchange for Adrian Dantley and Dave Robisch
Traded: July 19, 1978, to Boston in exchange for a first-round draft pick and cash

3-POINT																			
YR	G-GS	MIN	FGM-FGA	PCT	FGM-FGA	PCT	FTM-FTA	PCT	OR	DR	TR	AVG	AST	PF-DQ	ST	TO	BKS	PTS	AVG
1977-78	57-40	1859	357-773	.462	---	---	108-137	.788	56	149	205	3.6	226	172-4	103	131	30	822	14.4

TERRY TAYLOR (#32)

Height: 6-5 Weight: 230 Birthdate: September 23, 1999 College: Austin Peay
Signed: December 15, 2021, to a two-way contract; April 7, 2022, to a contract

3-POINT																			
YR	G-GS	MIN	FGM-FGA	PCT	FGM-FGA	PCT	FTM-FTA	PCT	OR	DR	TR	AVG	AST	PF-DQ	ST	TO	BKS	PTS	AVG
2021-22	33-7	714	135-220	.614	12-38	.316	36-51	.706	95	77	172	5.2	41	61-1	14	23	8	318	9.6

JEFF TEAGUE (#44)

Height: 6-2 Weight: 186 Birthdate: June 10, 1988 College: Wake Forest
Acquired: July 7, 2016, from Atlanta in June 2016 in a three-team trade that sent George Hill to Utah; Atlanta received the draft rights to Taurian Prince

3-POINT																			
YR	G-GS	MIN	FGM-FGA	PCT	FGM-FGA	PCT	FTM-FTA	PCT	OR	DR	TR	AVG	AST	PF-DQ	ST	TO	BKS	PTS	AVG
2016-17	82-82	2657	402-909	.442	90-252	.357	360-415	.867	33	297	330	4.0	639	165-1	100	216	32	1254	15.3
PLAYOFF STATISTICS																			
2016-17	4-4	142	22-45	.489	9-17	.529	15-18	.833	0	13	13	3.3	25	12-0	4	8	3	68	17.0

TOM THACKER (#44)

Height: 6-3 Weight: 180 Birthdate: November 2, 1941 College: Cincinnati '63
Signed: 1968 as a free agent

3-POINT																			
YR	G-GS	MIN	FGM-FGA	PCT	FGM-FGA	PCT	FTM-FTA	PCT	OR	DR	TR	AVG	AST	PF-DQ	ST	TO	BKS	PTS	AVG
1968-69	18-1	346	40-117	.342	0-2	.000	18-31	.581	34	33	67	3.7	52	51-0	---	26	---	98	5.4
1969-70	70-0	1016	70-212	.330	10-39	.256	38-69	.551	91	120	211	3.0	185	177-2	---	115	---	188	2.7
1970-71	8-0	92	6-17	.353	0-3	.000	1-1	1,000	5	17	22	2.8	7	18-0	---	8	---	13	1.6
ABA (3)	96-1	1454	116-346	.335	10-44	.227	57-101	.564	130	170	300	3.1	244	246-2	---	149	---	239	3.1
PLAYOFF STATISTICS																			
1968-69	16-12	391	36-117	.308	0-5	.000	28-47	.596	---	---	77	4.8	69	53-1	---	33	---	100	6.3
1969-70	14-0	187	12-38	.316	3-11	.273	6-11	.545	16	32	48	3.4	36	37-0	---	20	---	33	2.4
ABA (2)	30-12	578	48-155	.310	3-16	.188	34-58	.586	16	32	125	4.2	105	90-1	---	53	---	133	4.4



ALL-TIME ROSTER

JIM THOMAS (#6, #19)

Height: 6-4 Weight: 195 Birthdate: October 19, 1960 College: Indiana '83

Drafted: Second Round (40th pick) 1983

Waived: October 24, 1985

3-POINT

YR	G-GS	MIN	FGM-FGA	PCT	FTM-FTA	PCT	OR	DR	TR	AVG	AST	PF-DQ	ST	TO	BKS	PTS	AVG		
1983-84	72-15	1219	187-403	.464	1-11	.091	80-110	727	59	90	149	2.1	130	115-1	60	69	6	455	8.3
1984-85	80-52	2059	347-726	.478	8-42	.190	183-234	782	74	187	261	3.3	234	195-2	76	131	5	885	11.1
NBA (2)	152-67	3278	534-1129	.473	9-53	.170	263-344	765	133	277	410	2.7	364	310-3	136	200	11	1340	8.8

JACK THOMPSON (#44)

Height: 6-1 Weight: 185 Birthdate: March 26, 1946 College: South Carolina '68

Drafted: Sixth Round 1968

3-POINT

YR	G-GS	MIN	FGM-FGA	PCT	FTM-FTA	PCT	OR	DR	TR	AVG	AST	PF-DQ	ST	TO	BKS	PTS	AVG		
1968-69	2-0	5	1-3	.333	0-1	.000	0-0	---	1	0	1	0.5	2	0-0	---	2	---	2	1.0

LASALLE THOMPSON (#41)

Height: 6-10 Weight: 253 Birthdate: June 23, 1961 College: Texas '83

Acquired: February 20, 1989, from Sacramento, along with Randy Wittman, in exchange for Wayman Tisdale and a second-round draft pick

Acquired: February 20, 1997, from Denver, along with Mark Jackson, in exchange for Vincent Askew, Eddie Johnson and Indiana's 1997 and 1998

second-round draft picks

3-POINT

YR	G-GS	MIN	FGM-FGA	PCT	FTM-FTA	PCT	OR	DR	TR	AVG	AST	PF-DQ	ST	TO	BKS	PTS	AVG		
1988-89	33-29	1053	169-314	.538	0-0	---	75-93	806	104	222	326	9.9	37	132-5	33	62	39	413	12.5
1989-90	82-60	2126	223-471	.473	1-5	.200	107-134	799	175	455	630	7.7	106	313-1	65	150	71	554	6.8
1990-91	82-77	1946	276-565	.488	1-5	.200	72-104	692	154	409	563	6.9	147	265-4	63	168	63	625	7.6
1991-92	80-49	1299	168-359	.468	0-2	.000	58-71	817	98	283	381	4.8	102	207-0	52	98	34	394	4.9
1992-93	63-0	730	104-213	.488	0-1	.000	29-39	744	55	123	178	2.8	34	137-0	29	47	24	237	3.8
1993-94	30-1	282	27-77	.351	0-0	---	16-30	533	26	49	75	2.5	16	59-1	10	23	8	70	2.3
1994-95	38-3	453	49-118	.415	0-0	---	14-16	875	28	61	89	2.3	18	76-0	18	33	10	112	2.9
1996-97	9-0	35	0-3	.000	0-0	---	3-4	750	2	6	8	0.9	2	7-0	0	2	0	3	0.3
NBA (8)	417-219	7924	1016-2120	.479	2-13	.154	374-491	762	642	1608	2250	5.4	462	1196-22	270	583	249	2408	8.8

PLAYOFF STATISTICS

YR	G-GS	MIN	FGM-FGA	PCT	FTM-FTA	PCT	OR	DR	TR	AVG	AST	PF-DQ	ST	TO	BKS	PTS	AVG		
1988-89	3-0	54	7-15	.467	0-0	---	4-4	1,000	6	9	15	5.0	2	13-0	0	7	1	18	6.0
1990-91	5-5	126	19-39	.487	0-0	---	7-7	1,000	6	25	31	6.2	8	15-0	4	10	7	45	9.0
1991-92	3-3	63	7-11	.636	0-0	---	2-2	1,000	2	11	13	4.3	4	11-0	1	3	4	16	5.3
1992-93	4-0	73	5-15	.333	0-0	---	5-6	833	7	7	14	3.5	3	9-0	3	4	2	15	3.8
1993-94	7-0	39	4-11	.364	0-0	---	2-3	667	3	7	10	1.4	5	9-0	3	4	1	10	1.4
NBA (5)	22-8	355	42-91	.462	0-0	---	20-22	909	24	59	83	3.8	22	57-0	11	28	15	104	4.7

TRISTAN THOMPSON (#11)

Height: 6-9 Weight: 255 Birthdate: March 13, 1991 College: Texas Native Country: Canada

Acquired: February 8, 2022, from Sacramento along with Tyrese Haliburton and Buddy Hield in exchange for Justin Holiday, Jeremy Lamb, Domantas

Sabonis and a future second-round draft pick

Waived: February 17, 2022

3-POINT

YR	G-GS	MIN	FGM-FGA	PCT	FTM-FTA	PCT	OR	DR	TR	AVG	AST	PF-DQ	ST	TO	BKS	PTS	AVG		
2021-2	4-0	66	13-24	.542	0-0	---	3-6	375	7	11	18	4.3	2	7-0	0	4	2	29	7.3

JAMAAL TINSLEY (#11)

Height: 6-3 Weight: 195 Birthdate: February 28, 1978 College: Iowa State '01

Acquired: July 19, 2001, from Atlanta in exchange for a future first-round draft pick

Waived: July 22, 2009

3-POINT

YR	G-GS	MIN	FGM-FGA	PCT	FTM-FTA	PCT	OR	DR	TR	AVG	AST	PF-DQ	ST	TO	BKS	PTS	AVG		
2001-02	80-78	2442	289-760	.380	42-175	.240	131-186	704	78	220	298	6.7	647	248-9	198	270	40	751	9.4
2002-03	73-69	2237	220-556	.396	46-166	.277	80-112	714	58	202	260	3.6	548	201-2	125	192	18	566	7.8
2003-04	52-43	1378	153-370	.414	77-207	.372	49-67	731	28	108	136	2.6	303	132-2	84	110	17	432	8.3
2004-05	40-40	1301	218-522	.418	58-156	.372	122-164	744	26	134	160	4.0	257	112-3	81	134	12	616	15.4
2005-06	42-27	1122	158-386	.409	16-70	.229	58-91	637	35	98	133	3.2	211	96-2	49	109	6	390	9.3
2006-07	72-72	2243	346-889	.389	61-193	.316	172-239	720	60	180	240	3.3	494	190-3	117	200	25	925	12.8
2007-08	39-36	1293	176-463	.380	40-141	.284	72-100	720	24	117	141	3.6	326	97-0	66	130	10	464	11.9
2008-09	---	---	---	---	---	---	---	---	---	---	---	---	---	---	---	---	---	---	---
NBA (8)	398-365	12016	1560-3946	.395	340-1108	.307	684-959	713	309	1059	1368	3.4	2786	1076-21	660	1145	128	4144	10.4

PLAYOFF STATISTICS

YR	G-GS	MIN	FGM-FGA	PCT	FTM-FTA	PCT	OR	DR	TR	AVG	AST	PF-DQ	ST	TO	BKS	PTS	AVG		
2001-02	5-5	88	8-19	.421	0-1	.000	2-3	687	2	8	10	2.0	25	12-0	2	12	0	18	3.6
2002-03	6-6	185	20-35	.571	8-13	61.5	3-6	500	6	12	18	3.0	39	20-0	4	8	0	51	8.5
2003-04	16-16	422	49-123	.398	16-54	.296	15-16	938	6	40	46	2.9	60	56-2	28	31	3	129	8.1
2004-05	9-9	247	32-69	.360	2-8	.250	11-11	571	6	24	30	3.3	51	31-0	14	27	3	78	8.7
2005-06	1-0	7	1-3	.333	0-2	.000	0-0	---	0	0	0	0.0	1	1-0	1	1	0	2	2.0
NBA (5)	37-36	949	110-269	.409	26-88	.295	32-46	696	20	84	104	2.8	196	120-2	49	79	6	278	7.5



WAYMAN TISDALE (#23)

Height: 6-8 Weight: 250 Birthdate: June 9, 1964 College: Oklahoma '86

Drafted: First Round (2nd pick) 1985

Traded: February 20, 1989, to Sacramento, along with a second-round draft pick, in exchange for LaSalle Thompson and Randy Wittman

YR	3-POINT																		
	G-SS	MIN	FGM-FGA	PCT	FGM-FGA	PCT	FTM-FTA	PCT	OR	DR	TR	AVG	AST	PF-DQ	ST	TO	BKS	PTS	AVG
1985-86	81-60	2277	516-1002	.515	0-2	.000	160-234	.684	191	393	584	7.2	79	290-3	32	188	44	1192	14.7
1986-87	81-15	2159	458-892	.513	0-2	.000	258-364	.709	217	258	475	5.9	17	293-9	50	139	26	1174	14.5
1987-88	79-57	2378	511-998	.512	0-2	.000	248-314	.783	168	323	491	6.2	103	274-5	54	145	34	1268	16.1
1988-89	48-5	1328	285-564	.505	0-4	.000	198-250	.792	99	211	310	6.5	75	181-5	35	107	32	768	16.0
NBA (4)	289-137	8140	1770-3456	.512	0-10	.000	862-1162	.742	675	1185	1860	6.4	374	1038-22	171	579	136	4402	15.2
PLAYOFF STATISTICS																			
1986-87	4-0	108	19-31	.613	0-0	---	13-23	.565	5	11	16	4.0	9	17-1	1	5	0	51	12.8

SEDRIC TONEY (#11)

Height: 6-2 Weight: 176 Birthdate: April 13, 1962 College: Dayton '85

Signed: February 2, 1989, as a free agent

Waived: February 12, 1989

YR	3-POINT																		
	G-SS	MIN	FGM-FGA	PCT	FGM-FGA	PCT	FTM-FTA	PCT	OR	DR	TR	AVG	AST	PF-DQ	ST	TO	BKS	PTS	AVG
1988-89	2-0	9	1-5	.200	0-3	.000	0-1	.000	1	1	2	1.0	0	1-0	0	2	0	2	1.0

RAYMOND TOWNSEND (#11)

Height: 6-3 Weight: 185 Birthdate: December 20, 1955 College: UCLA '78

Signed: October 21, 1981, as a free agent; December 25, 1981, as a free agent

Waived: December 22, 1981; January 4, 1982

YR	3-POINT																		
	G-SS	MIN	FGM-FGA	PCT	FGM-FGA	PCT	FTM-FTA	PCT	OR	DR	TR	AVG	AST	PF-DQ	ST	TO	BKS	PTS	AVG
1981-82	14-0	95	11-41	.268	2-9	.222	11-20	.550	2	11	13	0.9	10	18-0	3	6	0	35	2.5

EVAN TURNER (#12)

Height: 6-5 Weight: 205 Birthdate: October 27, 1988 College: Ohio State

Acquired: February 20, 2014 from Philadelphia, along with Lavoy Allen, in exchange for Danny Granger and a future second round draft pick

YR	3-POINT																		
	G-SS	MIN	FGM-FGA	PCT	FGM-FGA	PCT	FTM-FTA	PCT	OR	DR	TR	AVG	AST	PF-DQ	ST	TO	BKS	PTS	AVG
2013-14	27-2	571	78-190	.411	12-24	.500	24-34	.706	12	74	86	3.2	64	48-0	11	34	2	192	7.1
PLAYOFF STATISTICS																			
2013-14	12-0	149	15-35	.429	4-7	.571	5-5	1.000	0	26	26	2.2	19	9-0	4	11	0	39	3.3

MYLES TURNER (#33)

Height: 6-11 Weight: 250 Birthdate: March 24, 1996 College: Texas

Drafted: First Round (11th pick) 2015

YR	3-POINT																		
	G-SS	MIN	FGM-FGA	PCT	FGM-FGA	PCT	FTM-FTA	PCT	OR	DR	TR	AVG	AST	PF-DQ	ST	TO	BKS	PTS	AVG
2015-16	60-30	1367	284-530	.498	3-14	.214	88-121	.727	68	264	332	5.5	41	158-1	25	67	86	619	10.3
2016-17	81-81	2541	444-869	.511	40-115	.348	245-303	.809	139	450	589	7.3	106	282-2	74	105	172	1173	14.5
2017-18	65-62	1836	306-639	.479	56-157	.357	160-206	.777	93	324	417	6.4	87	186-0	38	96	118	828	12.7
2018-19	74-74	2119	380-780	.487	76-196	.388	148-201	.736	101	430	531	7.2	115	195-0	60	100	199	944	13.1
2019-20	62-62	1828	268-587	.457	86-250	.344	127-169	.751	86	321	407	6.6	72	188-2	46	85	132	789	12.9
2020-21	47-47	1455	206-432	.477	69-206	.335	111-142	.782	63	243	306	6.5	48	165-4	40	67	159	592	12.6
2021-22	42-42	1235	200-393	.509	61-183	.333	79-105	.752	65	232	297	7.1	44	119-0	28	54	118	540	12.9
NBA (7)	431-398	12379	2068-4230	.489	391-1121	.349	79-105	.768	615	2264	2879	6.7	513	1251-9	311	574	984	5485	12.7
PLAYOFF STATISTICS																			
2015-16	7-4	197	33-71	.465	0-2	.000	6-9	.667	16	29	45	6.4	3	24-0	2	12	23	72	10.3
2016-17	4-4	133	19-44	.432	0-6	.000	5-8	.625	6	21	27	6.8	3	15-0	7	6	5	43	10.8
2017-18	7-7	196	33-54	.611	6-13	.462	15-19	.789	6	30	36	5.1	4	25-1	2	11	4	87	12.4
2018-19	4-4	126	14-35	.400	3-14	.214	8-13	.615	4	21	25	6.3	6	14-0	0	3	7	39	9.8
2019-20	4-4	146	25-44	.568	6-14	.429	7-16	.438	11	32	43	10.8	3	13-0	2	9	16	63	15.8
NBA (5)	26-23	798	124-248	.500	15-49	.306	41-65	.631	43	133	176	6.8	19	91-1	13	41	55	304	11.7

PETER VERHOEVEN (#50)

Height: 6-9 Weight: 215 Birthdate: February 15, 1959 College: Fresno State '81

Signed: December 29, 1986, as a free agent

Waived: January 10, 1987

YR	3-POINT																		
	G-SS	MIN	FGM-FGA	PCT	FGM-FGA	PCT	FTM-FTA	PCT	OR	DR	TR	AVG	AST	PF-DQ	ST	TO	BKS	PTS	AVG
1986-87	5-0	44	5-14	.357	0-0	---	0-0	---	2	5	7	1.4	2	11-1	2	0	1	10	2.0

PHIL WAGNER (#11)

Height: 6-2 Weight: 190 Birthdate: December 18, 1945 College: Georgia Tech '68

Drafted: Fifth Round 1968

Waived: November 27, 1968

YR	3-POINT																		
	G-SS	MIN	FGM-FGA	PCT	FGM-FGA	PCT	FTM-FTA	PCT	OR	DR	TR	AVG	AST	PF-DQ	ST	TO	BKS	PTS	AVG
1968-69	12-4	180	11-41	.268	1-4	.250	13-17	.765	8	15	23	1.9	14	28-8	---	18	---	36	3.0



ALL-TIME ROSTER

GRANVILLE WAITERS (#31)

Height: 6-11 Weight: 220 Birthdate: January 8, 1961 College: Ohio State '83
Acquired: August 18, 1983, from Portland in exchange for a second-round draft pick
Traded: August 1, 1985, to Houston in exchange for a third-round draft pick

3-POINT

YR	G-GS	MIN	FGM-FGA	PCT	FGM-FGA	PCT	FTM-FTA	PCT	OR	DR	TR	AVG	AST	PF-DQ	ST	TO	BKS	PTS	AVG
1983-84	78-8	1040	123-238	.517	0-1	.000	31-51	.608	64	163	227	2.9	60	184-2	24	65	85	277	3.6
1984-85	62-5	703	85-190	.447	0-1	.000	29-50	.580	57	113	170	2.7	30	107-2	16	55	44	199	3.2
NBA (2)	140-13	1743	208-428	.486	0-2	.000	60-101	.594	121	276	397	2.8	90	271-4	40	120	129	476	3.4

SAMAKI WALKER (#52)

Height: 6-9 Weight: 250 Birthdate: February 25, 1976 College: Louisville '96
Signed: September 29, 2005, as a free agent
Waived: January 4, 2006

3-POINT

YR	G-GS	MIN	FGM-FGA	PCT	FGM-FGA	PCT	FTM-FTA	PCT	OR	DR	TR	AVG	AST	PF-DQ	ST	TO	BKS	PTS	AVG
2005-06	7-0	22	0-2	.000	0-0	---	2-2	1.000	0	3	3	0.4	0	7-0	0	2	1	2	0.3

BRAD WANAMAKER (#10)

Height: 6-3 Weight: 210 Birthdate: July 25, 1989 College: Pittsburgh
Signed: October 6, 2021, as a free agent
Waived: December 27, 2021

3-POINT

YR	G-GS	MIN	FGM-FGA	PCT	FGM-FGA	PCT	FTM-FTA	PCT	OR	DR	TR	AVG	AST	PF-DQ	ST	TO	BKS	PTS	AVG
2021-22	22-1	293	26-72	.361	4-17	.235	20-22	.909	6	29	35	1.6	48	42-0	5	29	6	76	3.5

T.J. WARREN (#1)

Height: 6-8 Weight: 220 Birthdate: September 5, 1993 College: North Carolina State
Acquired: July 6, 2019, from Phoenix in a three-team trade, along with two future second-round draft picks from Miami

3-POINT

YR	G-GS	MIN	FGM-FGA	PCT	FGM-FGA	PCT	FTM-FTA	PCT	OR	DR	TR	AVG	AST	PF-DQ	ST	TO	BKS	PTS	AVG
2019-20	67-67	2203	534-997	.536	91-226	.403	167-204	.819	68	212	280	4.2	99	187-2	78	84	34	1326	19.8
2020-21	4-4	117	27-51	.529	0-7	.000	8-10	.800	2	12	14	4.1	5	16-1	2	4	0	62	15.5
NBA (2)	71-71	2319	561-1048	.535	91-233	.391	175-214	.818	70	224	294	4.1	104	203-3	80	88	34	1388	19.5

PLAYOFF STATISTICS

2019-20	4-4	160	26-65	.400	9-24	.375	25-28	.893	0	17	17	4.3	40	10-0	4	10	0	86	21.5
---------	-----	-----	-------	------	------	------	-------	------	---	----	----	-----	----	------	---	----	---	----	------

BRYAN WARRICK (#21)

Height: 6-5 Weight: 195 Birthdate: July 22, 1959 College: Joseph's (Pa.) '82
Signed: February 13, 1986, as a free agent

3-POINT

YR	G-GS	MIN	FGM-FGA	PCT	FGM-FGA	PCT	FTM-FTA	PCT	OR	DR	TR	AVG	AST	PF-DQ	ST	TO	BKS	PTS	AVG
1985-86	31-5	658	81-172	.471	2-10	.200	53-67	.791	10	56	66	2.1	109	76-0	25	48	2	217	7.0

DUANE WASHINGTON JR. (#4)

Height: 6-3 Weight: 210 Birthdate: March 24, 2000 College: Ohio State
Signed: August 5, 2021, to a two-way contract; April 7, 2022, to a contract
Waived: July 14, 2022

3-POINT

YR	G-GS	MIN	FGM-FGA	PCT	FGM-FGA	PCT	FTM-FTA	PCT	OR	DR	TR	AVG	AST	PF-DQ	ST	TO	BKS	PTS	AVG
2021-22	48-7	968	173-427	.405	81-215	.377	46-61	.754	4	79	83	1.7	85	66-0	26	57	3	473	9.9

C.J. WATSON (#32)

Height: 6-2 Weight: 175 Birthdate: April 17, 1984 College: Tennessee
Signed: July 10, 2013, as a free agent

3-POINT

YR	G-GS	MIN	FGM-FGA	PCT	FGM-FGA	PCT	FTM-FTA	PCT	OR	DR	TR	AVG	AST	PF-DQ	ST	TO	BKS	PTS	AVG
2013-14	63-5	1193	146-334	.437	53-145	.366	69-88	.784	19	82	101	1.6	107	66-0	60	60	8	414	6.6
2014-15	57-21	1422	181-417	.434	70-175	.400	138-167	.826	18	145	163	2.9	208	107-0	57	100	9	570	10.0
NBA (2)	120-26	2615	327-450	.427	123-320	.384	207-256	.809	37	227	264	2.2	315	173-0	117	160	17	984	8.2

PLAYOFF STATISTICS

2013-14	19-0	342	37-90	.411	16-40	.400	17-28	.607	3	37	40	2.1	18	28-0	16	14	1	107	5.6
---------	------	-----	-------	------	-------	------	-------	------	---	----	----	-----	----	------	----	----	---	-----	-----

EARL WATSON (#2)

Height: 6-1 Weight: 185 Birthdate: June 12, 1979 College: UCLA '01
Signed: July 28, 2009, as a free agent

3-POINT

YR	G-GS	MIN	FGM-FGA	PCT	FGM-FGA	PCT	FTM-FTA	PCT	OR	DR	TR	AVG	AST	PF-DQ	ST	TO	BKS	PTS	AVG
2009-10	78-52	2322	223-524	.426	53-184	.288	120-169	.710	54	186	240	3.0	399	181-0	104	175	16	619	7.8



DAVID WEST (#21)

Height: 6-9 Weight: 240 Birthdate: August 29, 1980 College: Xavier
Signed: December 13, 2011, as a free agent

YR	G-6S			MIN			FGM-FGA			PCT			FTM-FTA			PCT			OR	DR	TR	AVG	AST	PF-DQ	ST	TO	BKS	PTS	AVG
	G	S	M	FGM	FGA	PCT	FTM	FTA	PCT	PCT	OR	DR	TR	AVG	AST	PF-DQ	ST	TO											
2011-12	66	66	1925	349	716	.487	2	9	.222	142	176	.807	118	315	439	6.6	140	160-0	52	93	46	842	12.8						
2012-13	73	73	2435	502	1009	.498	4	19	.211	242	315	.768	145	418	563	7.7	213	149-0	74	157	69	1250	17.1						
2013-14	80	80	2472	458	939	.488	4	15	.267	198	251	.789	120	422	542	6.8	223	186-1	61	133	74	1118	14.0						
2014-15	66	66	1895	323	666	.471	4	20	.200	119	161	.739	108	341	449	6.8	223	160-0	48	120	48	769	11.7						
NBA (4)	285	285	8727	1632	3350	.487	14	63	.222	701	903	.776	491	1496	1987	7.0	799	655-1	235	503	237	3979	14.0						

PLAYOFF STATISTICS

2011-12	11	11	416	66	148	.446	0	0	---	36	44	.818	21	73	94	8.5	22	33-0	8	17	6	168	15.3
2012-13	19	19	689	115	249	.462	0	3	.000	72	94	.766	41	103	144	7.6	39	54-0	12	45	15	302	15.9
2013-14	19	19	687	121	245	.494	2	10	.200	43	61	.705	24	104	128	6.7	75	57-1	14	43	15	287	15.1
NBA (3)	49	49	1792	302	642	.470	2	13	.154	151	199	.759	86	280	366	7.5	136	144-0	34	105	36	757	15.4

MARK WEST (#41)

Height: 6-10 Weight: 246 Birthdate: November 5, 1960 College: Old Dominion '83
Signed: September 8, 1997, as a free agent

YR	G-6S			MIN			FGM-FGA			PCT			FTM-FTA			PCT			OR	DR	TR	AVG	AST	PF-DQ	ST	TO	BKS	PTS	AVG
	G	S	M	FGM	FGA	PCT	FTM	FTA	PCT	PCT	OR	DR	TR	AVG	AST	PF-DQ	ST	TO											
1997-98	15	1	105	10	21	.476	0	0	---	3	6	.500	6	9	15	1.0	2	15-0	2	8	4	23	1.5						
1997-98	4	0	11	1	2	.500	0	0	---	1	3	.333	1	0	1	0.3	0	4	0	0	0	3	0.8						

PLAYOFF STATISTICS

1997-98	4	0	11	1	2	.500	0	0	---	1	3	.333	1	0	1	0.3	0	4	0	0	0	3	0.8
---------	---	---	----	---	---	------	---	---	-----	---	---	------	---	---	---	-----	---	---	---	---	---	---	-----

CLINTON WHEELER (#5)

Height: 6-1 Weight: 185 Birthdate: October 27, 1959 College: William Paterson '81
Signed: October 1987, as a free agent

Drafted: June 23, 1988, by Charlotte in expansion draft

YR	G-6S			MIN			FGM-FGA			PCT			FTM-FTA			PCT			OR	DR	TR	AVG	AST	PF-DQ	ST	TO	BKS	PTS	AVG
	G	S	M	FGM	FGA	PCT	FTM	FTA	PCT	PCT	OR	DR	TR	AVG	AST	PF-DQ	ST	TO											
1987-88	59	0	513	62	132	.470	0	0	---	25	34	.735	19	21	40	0.7	103	37-0	36	52	2	149	2.5						

SHAYNE WHITTINGTON (#42)

Height: 6-10 Weight: 250 Birthdate: March 27, 1991 College: Western Michigan
Signed: As a free agent, July 2, 2014

Waived: July 29, 2016

YR	G-6S			MIN			FGM-FGA			PCT			FTM-FTA			PCT			OR	DR	TR	AVG	AST	PF-DQ	ST	TO	BKS	PTS	AVG
	G	S	M	FGM	FGA	PCT	FTM	FTA	PCT	PCT	OR	DR	TR	AVG	AST	PF-DQ	ST	TO											
2014-15	20	0	108	19	42	.452	1	6	.167	18	23	.783	10	19	29	1.5	6	18-0	5	5	2	57	2.9						
2015-16	7	0	41	5	11	.455	0	2	.000	1	2	.500	5	7	12	1.7	3	7-0	1	5	1	11	1.6						
NBA (2)	27	0	149	24	53	.453	1	8	.125	19	25	.760	15	26	41	1.5	9	25-0	6	10	3	68	2.5						

DAMIEN WILKINS (#12)

Height: 6-6 Weight: 225 Birthdate: January 11, 1980 College: Georgia
Signed: As a free agent, August 15, 2017

Waived: January 7, 2018

YR	G-6S			MIN			FGM-FGA			PCT			FTM-FTA			PCT			OR	DR	TR	AVG	AST	PF-DQ	ST	TO	BKS	PTS	AVG
	G	S	M	FGM	FGA	PCT	FTM	FTA	PCT	PCT	OR	DR	TR	AVG	AST	PF-DQ	ST	TO											
2017-18	19	1	152	13	39	.333	4	18	.222	3	4	.750	5	11	16	0.8	9	7-0	2	5	1	33	1.7						

HERB WILLIAMS (#32)

Height: 6-11 Weight: 240 Birthdate: February 16, 1959 College: Ohio State '81
Drafted: First Round (14th pick) 1981

Traded: February 21, 1989, to Dallas in exchange for Detlef Schrempf and a second-round draft pick

YR	G-6S			MIN			FGM-FGA			PCT			FTM-FTA			PCT			OR	DR	TR	AVG	AST	PF-DQ	ST	TO	BKS	PTS	AVG
	G	S	M	FGM	FGA	PCT	FTM	FTA	PCT	PCT	OR	DR	TR	AVG	AST	PF-DQ	ST	TO											
1981-82	82	75	2277	407	854	.477	2	7	.286	126	188	.670	175	430	605	7.4	139	200-0	53	137	178	942	11.5						
1982-83	78	74	2513	580	1163	.499	0	7	.000	155	220	.705	151	432	583	7.5	262	230-4	54	229	171	1315	16.9						
1983-84	69	53	2279	411	860	.478	0	4	.000	207	295	.702	154	400	554	8.0	215	193-4	60	207	108	1029	14.9						
1984-85	75	70	2557	575	1211	.475	1	9	.111	224	341	.657	154	480	634	8.5	252	218-1	54	265	134	1375	18.3						
1985-86	78	74	2770	627	1275	.492	1	12	.083	294	403	.730	172	538	710	9.1	174	244-2	50	210	184	1549	19.9						
1986-87	74	67	2526	451	939	.480	0	9	.000	199	269	.740	143	400	543	7.3	174	255-9	59	145	93	1101	14.9						
1987-88	75	37	1966	311	732	.425	0	6	.000	126	171	.737	116	353	469	6.3	98	244-1	37	119	146	748	10.0						
1988-89	46	46	1567	244	542	.450	0	3	.000	90	126	.714	87	309	396	8.6	88	156-3	31	108	80	578	12.6						
NBA (8)	577	496	18455	3606	7576	.476	4	57	.070	1421	2013	.706	1152	3342	4494	7.8	1402	1740-24	398	1420	1094	8637	15.0						

PLAYOFF STATISTICS

1986-87	4	4	134	20	34	.588	0	0	---	7	13	.538	3	17	20	5.0	7	12-0	0	11	1	47	11.8
---------	---	---	-----	----	----	------	---	---	-----	---	----	------	---	----	----	-----	---	------	---	----	---	----	------



ALL-TIME ROSTER

JOHN WILLIAMS (#24)

Height: 6-9 Weight: 300 Birthdate: October 26, 1966 College: Louisiana State '88

Signed: October 7, 1994, as a free agent

Waived: March 4, 1995

3-POINT

YR	G-GS	MIN	FGM-FGA	PCT	FGM-FGA	PCT	FTM-FTA	PCT	OR	DR	TR	AVG	AST	PF-DQ	ST	TO	BKS	PTS	AVG
1994-95	34-0	402	41-115	.357	4-12	.333	14-25	.560	23	39	62	1.8	27	48-0	10	35	2	100	2.9

KENNY WILLIAMS (#44)

Height: 6-9 Weight: 205 Birthdate: June 9, 1969 College: Elizabeth City State '92

Drafted: Second Round (46th pick) 1990

3-POINT

YR	G-GS	MIN	FGM-FGA	PCT	FGM-FGA	PCT	FTM-FTA	PCT	OR	DR	TR	AVG	AST	PF-DQ	ST	TO	BKS	PTS	AVG
1990-91	75-0	527	93-179	.520	0-3	.000	34-50	.680	56	75	131	1.7	31	81-0	11	41	31	220	2.9
1991-92	60-6	565	113-218	.518	0-4	.000	26-43	.605	64	65	129	2.2	40	99-0	20	22	41	252	4.2
1992-93	57-0	844	150-282	.532	0-3	.000	48-68	.706	102	126	228	4.0	38	87-1	21	28	45	348	6.1
1993-94	68-1	982	191-391	.488	0-4	.000	45-64	.703	93	112	205	3.0	52	99-0	24	45	49	427	6.3
NBA (4)	260-7	2918	547-1070	.511	0-14	.000	153-225	.680	315	378	693	2.7	161	366-1	76	136	166	1247	4.8

PLAYOFF STATISTICS

1990-91	2-0	2	0-0	---	0-0	---	0-2	.000	0	0	0	---	0	1-0	0	0	0	0	0.0
1991-92	1-0	1	0-0	---	0-0	---	0-0	---	0	0	0	---	0	0-0	1	0	0	0	0.0
1992-93	2-0	11	1-1	1.000	0-0	---	0-2	.000	0	0	0	---	2	1-0	0	1	2	2	1.0
1993-94	12-0	91	9-25	.360	0-0	---	2-2	1.000	6	11	17	1.4	5	18-0	5	5	3	20	1.7
NBA (4)	17-0	105	10-26	.385	0-0	---	2-6	.333	6	11	17	1.0	7	20-0	6	6	5	22	1.3

MICHAEL WILLIAMS (#4)

Height: 6-2 Weight: 175 Birthdate: July 23, 1966 College: Baylor '88

Signed: August 7, 1990, as a free agent

Traded: September 8, 1992, to Minnesota, along with Chuck Person, in exchange for Sam Mitchell and Pooh Richardson

3-POINT

YR	G-GS	MIN	FGM-FGA	PCT	FGM-FGA	PCT	FTM-FTA	PCT	OR	DR	TR	AVG	AST	PF-DQ	ST	TO	BKS	PTS	AVG
1990-91	73-37	1706	261-523	.499	1-7	.143	290-330	.879	49	127	176	2.4	348	202-1	150	150	17	813	11.1
1991-92	79-76	2750	404-824	.490	8-33	.242	372-427	.871	73	209	282	3.6	647	262-7	233	240	22	1188	15.0
NBA (2)	152-113	4456	665-1347	.494	9-40	.225	662-757	.875	122	336	458	3.0	995	464-8	383	390	39	2001	13.2

PLAYOFF STATISTICS

1990-91	5-5	183	30-65	.462	0-1	.000	43-48	.896	7	9	16	3.2	42	23-2	14	12	0	103	20.6
1991-92	3-3	106	18-43	.419	3-9	.333	11-15	.733	1	7	8	2.7	24	12-0	9	7	0	50	16.7
NBA (2)	8-8	289	48-108	.444	3-10	.300	54-63	.857	8	16	24	3.0	66	35-2	23	19	0	153	19.1

REGGIE WILLIAMS (#7)

Height: 6-7 Weight: 195 Birthdate: March 5, 1964 College: Georgetown '87

Acquired: June 13, 1996, from Denver, along with Jalen Rose and a draft pick, in exchange for Mark Jackson, Ricky Pierce and a draft pick

Traded: November 4, 1996, to New Jersey in exchange for Vincent Askew

3-POINT

YR	G-GS	MIN	FGM-FGA	PCT	FGM-FGA	PCT	FTM-FTA	PCT	OR	DR	TR	AVG	AST	PF-DQ	ST	TO	BKS	PTS	AVG
1996-97	2-0	33	2-9	.222	0-1	.000	1-2	.500	1	6	7	3.5	2	5-0	0	2	0	5	2.5

SHAWNE WILLIAMS (#4)

Height: 6-9 Weight: 225 Birthdate: February 16, 1986 College: Memphis '09

Drafted: First Round (17th pick) 2006

Traded: October 10, 2008 to Dallas in exchange for Eddie Jones, two second round draft picks and cash considerations

3-POINT

YR	G-GS	MIN	FGM-FGA	PCT	FGM-FGA	PCT	FTM-FTA	PCT	OR	DR	TR	AVG	AST	PF-DQ	ST	TO	BKS	PTS	AVG
2006-07	46-3	556	75-160	.469	19-52	.365	11-20	.550	33	50	83	1.8	22	69-0	6	24	8	180	3.9
2007-08	65-3	967	159-372	.427	43-137	.314	76-106	.717	54	122	176	2.7	59	132-4	26	58	26	437	6.7
NBA (2)	111-6	1523	234-532	.440	62-189	.328	87-126	.690	87	172	259	2.3	81	201-4	32	82	34	617	5.6

JOHN WILLIAMSON (#23)

Height: 6-2 Weight: 185 Birthdate: November 10, 1952 College: New Mexico State '73

Acquired: February 1, 1977, from New York Nets in exchange for Darnell Hillman and a first-round draft pick

Traded: January 27, 1978, to New Jersey in exchange for Bob Carrington and future considerations

3-POINT

YR	G-GS	MIN	FGM-FGA	PCT	FGM-FGA	PCT	FTM-FTA	PCT	OR	DR	TR	AVG	AST	PF-DQ	ST	TO	BKS	PTS	AVG
1976-77	30-28	1055	261-544	.480	---	---	98-125	.784	18	56	74	2.5	111	103-1	48	---	7	620	20.7
1977-78	42-38	1449	335-795	.421	---	---	134-161	.832	34	86	120	2.9	132	131-4	47	127	0	804	19.1
NBA (2)	72-66	2504	596-1339	.445	---	---	232-286	.811	52	142	194	2.7	243	234-5	95	127	7	1424	19.8



BOBBY WILSON (#9)

Height: 6-3 Weight: 180 Birthdate: January 15, 1951 College: Wichita State '74
Signed: August 12, 1977, as a free agent
Waived: December 8, 1977

3-POINT

YR	G-SS	MIN	FGM-FGA	PCT	FGM-FGA	PCT	FTM-FTA	PCT	OR	DR	TR	AVG	AST	PF-DQ	ST	TO	BKS	PTS	AVG
1977-78	12-0	86	14-36	.389	---	---	2-3	.667	6	6	12	1.0	8	16-0	2	6	1	30	2.5

MARV WINKLER (#12)

Height: 6-1 Weight: 175 Birthdate: February 18, 1948 College: Southwestern Louisiana '70
Traded: August 1972, to Dallas, along with cash, in exchange for Don Freeman

3-POINT

YR	G-SS	MIN	FGM-FGA	PCT	FGM-FGA	PCT	FTM-FTA	PCT	OR	DR	TR	AVG	AST	PF-DQ	ST	TO	BKS	PTS	AVG
1971-72	20-0	155	15-54	.278	2-4	.500	8-14	.571	6	10	16	0.8	12	16-0	---	12	---	40	2.0

RANDY WITTMAN (#14)

Height: 6-6 Weight: 210 Birthdate: October 28, 1959 College: Indiana '83
Acquired: February 20, 1989, from Sacramento, along with LaSalle Thompson, in exchange for Wayman Tisdale and a second-round draft pick
Retired: October 6, 1992

3-POINT

YR	G-SS	MIN	FGM-FGA	PCT	FGM-FGA	PCT	FTM-FTA	PCT	OR	DR	TR	AVG	AST	PF-DQ	ST	TO	BKS	PTS	AVG
1988-89	33-11	704	80-169	.473	1-2	.500	12-19	.632	20	34	54	1.6	79	31-0	13	20	2	179	5.2
1989-90	61-0	544	62-122	.508	1-2	.500	5-6	.833	4	26	30	0.5	39	21-0	7	23	4	130	2.1
1990-91	41-0	355	35-79	.443	0-5	.000	4-6	.667	6	27	33	0.8	25	9-0	10	10	4	74	1.8
1991-92	24-0	115	6-19	.321	0-0	---	1-2	.500	1	8	9	0.4	11	4-0	2	3	0	17	0.7
NBA (4)	159-11	1718	185-389	.476	2-9	.222	22-33	.667	31	95	126	0.8	154	65-0	32	56	10	394	2.5

PLAYOFF STATISTICS

1989-90	2-0	11	0-1	.000	0-0	---	0-0	---	0	1	1	0.5	0	0-0	0	0	0	0	0.0
1990-91	1-0	6	1-1	1.000	0-0	---	0-0	---	0	0	0	---	1	1-0	0	0	0	2	2.0
NBA (2)	3-0	17	1-2	.500	0-0	---	0-0	---	0	1	1	0.3	1	1-0	0	0	0	2	0.7

HAYWOODE WORKMAN (#3)

Height: 6-3 Weight: 180 Birthdate: January 23, 1966 College: Oral Roberts '89
Signed: August 31, 1993, as a free agent
Waived: February 19, 1999

3-POINT

YR	G-SS	MIN	FGM-FGA	PCT	FGM-FGA	PCT	FTM-FTA	PCT	OR	DR	TR	AVG	AST	PF-DQ	ST	TO	BKS	PTS	AVG
1993-94	65-52	1714	195-460	.424	18-56	.321	93-116	.802	32	172	204	3.1	404	152-0	85	151	4	501	7.7
1994-95	69-14	1028	101-269	.375	35-98	.357	55-74	.743	21	90	111	1.6	194	115-0	59	73	5	292	4.2
1995-96	77-4	1164	101-259	.390	23-71	.324	54-73	.740	27	97	124	1.6	213	152-0	65	93	4	279	3.6
1996-97	4-2	81	11-20	.550	0-3	.000	0-1	.000	4	3	7	1.8	11	10-0	3	5	0	22	5.5
1997-98	DID NOT PLAY - INJURED																		
NBA (4)	215-72	3987	408-1008	.405	76-228	.333	202-264	.765	84	362	446	2.1	822	429-0	212	322	13	1094	5.1

PLAYOFF STATISTICS

1993-94	16-15	511	45-131	.344	6-21	.286	32-38	.842	11	40	51	3.2	112	40-0	28	38	1	128	8.0
1994-95	17-0	275	24-67	.358	2-8	.250	27-32	.844	5	23	28	1.6	46	45-0	11	16	0	77	4.5
1995-96	5-0	53	7-16	.438	3-5	.600	2-2	1.000	1	2	3	0.6	2	5-0	2	2	0	19	3.8
NBA (3)	38-15	839	76-214	.355	11-44	.250	61-72	.847	17	65	82	2.2	160	90-0	41	56	1	224	5.9

GABE YORK (#8)

Height: 6-3 Weight: 185 Birthdate: August 2, 1993 College: Arizona
Signed: April 7, 2022, to a two-way contract

3-POINT

YR	G-SS	MIN	FGM-FGA	PCT	FGM-FGA	PCT	FTM-FTA	PCT	OR	DR	TR	AVG	AST	PF-DQ	ST	TO	BKS	PTS	AVG
2021-22	2-0	21	2-7	.286	1-6	.167	3-5	.600	0	2	2	1.0	4	4-0	2	1	1	8	4.0

JOE YOUNG (#1, #3)

Height: 6-2 Weight: 185 Birthdate: June 27, 1992 College: Oregon
Drafted: Second Round (43rd pick) 2015

3-POINT

YR	G-SS	MIN	FGM-FGA	PCT	FGM-FGA	PCT	FTM-FTA	PCT	OR	DR	TR	AVG	AST	PF-DQ	ST	TO	BKS	PTS	AVG
2015-16	41-0	384	62-169	.367	10-46	.217	20-25	.800	6	44	50	1.2	65	30-0	15	39	0	154	3.8
2016-17	33-0	135	26-72	.361	5-23	.217	11-15	.733	1	16	17	0.5	15	5-0	4	5	0	68	2.1
2017-18	53-1	558	80-186	.430	25-66	.379	22-29	.759	12	51	63	1.2	39	39-0	4	26	1	207	3.9
NBA (3)	127-1	1077	168-427	.393	40-135	.296	53-69	.768	19	111	130	1.0	119	74-0	33	61	1	429	3.4

PLAYOFF STATISTICS

2015-16	4-0	10	3-8	.375	1-4	.250	2-2	1.000	0	1	1	0.3	1	3-0	0	2	0	9	2.3
2017-18	1-0	3	0-0	---	0-0	---	0-0	---	0	0	0	0.0	0	1-0	0	0	0	0	0.0
NBA (2)	5-0	13	3-8	.375	1-4	.250	2-2	1.000	0	1	1	0.2	1	4-0	0	2	0	9	1.8



ALL-TIME ROSTER

SAM YOUNG (#4)

Height: 6-6 Weight: 225 Birthdate: June 1, 1985 College: Pittsburgh

Signed: September 6, 2012, as a free agent

Waived: January 6, 2013

Signed: January 28, 2013, as a free agent

YR	G-GS	MIN	3-POINT			FTM-FTA	PCT	OR	DR	TR	AVG	AST	PF-DQ	ST	TO	BKS	PTS	AVG	
			FGM-FGA	PCT	FGM-FGA														
2012-13	56-3	693	58-148	.392	16-52	.308	23-43	.535	26	97	123	2.2	42	62-0	15	33	8	155	2.8
PLAYOFF STATISTICS																			
2012-13	15-0	130	9-24	.375	2-10	.200	6-8	.750	11	18	29	1.9	4	17-0	4	7	1	26	1.7

THADDEUS YOUNG (#21)

Height: 6-8 Weight: 221 Birthdate: June 21, 1988 College: Georgia Tech

Acquired: July 7, 2016, from Brooklyn in exchange for the draft rights to Caris LeVert

YR	G-GS	MIN	3-POINT			FTM-FTA	PCT	OR	DR	TR	AVG	AST	PF-DQ	ST	TO	BKS	PTS	AVG	
			FGM-FGA	PCT	FGM-FGA														
2016-17	74-74	2237	362-687	.527	45-118	.381	45-86	.523	131	317	448	6.1	122	135-1	113	95	29	814	11.0
2017-18	81-81	2607	421-864	.487	28-181	.320	55-92	.598	184	328	512	6.3	152	175-0	135	105	36	955	11.8
2018-19	81-81	2489	443-841	.527	51-146	.349	87-135	.644	192	331	523	6.5	204	194-2	123	123	36	1024	12.6
NBA (3)	236-236	7333	1226-2392	.513	124-445	.279	187-313	.597	507	976	1483	6.3	478	504-3	371	323	101	2793	11.8
PLAYOFF STATISTICS																			
2016-17	4-4	140	21-39	.538	1-4	.250	5-10	.500	22	14	36	9.0	10	11-0	8	6	1	48	12.0
2017-18	7-7	196	33-54	.611	6-13	.462	15-19	.789	6	30	36	5.1	4	25-1	2	11	4	87	12.4
2018-19	4-4	130	18-42	.429	2-8	.250	4-7	.571	9	19	28	7.0	15	10-0	11	5	3	42	10.5
NBA (3)	15-15	507	75-141	.532	5-19	.263	14-30	.487	53	65	115	7.7	35	43-0	31	18	10	169	11.3

TONY ZENO (#44)

Height: 6-8 Weight: 210 Birthdate: November 1, 1957 College: Arizona State '79

Drafted: Second Round (32nd pick) 1979

Waived: November 15, 1979

YR	G-GS	MIN	3-POINT			FTM-FTA	PCT	OR	DR	TR	AVG	AST	PF-DQ	ST	TO	BKS	PTS	AVG	
			FGM-FGA	PCT	FGM-FGA														
1979-80	8-0	59	6-21	.286	0-0	---	2-2	1.000	3	11	14	1.8	1	13-0	4	9	3	14	1.8

ADDITIONAL PLAYERS

In Pacers' history, there have been six players on the Pacers' regular-season roster who did not play any minutes in a regular-season game. Those six players are Scott English (1975-76), Damon Bailey (1994-95), Mate Skelin (1998-99), C.J. Wilcox (2018-19), Stephan Hicks (2018-19) and Ricky Rubio (2021-22).



DID YOU SEE THAT?

Next time you're cheering on the home team, take a look around. The venue and event signage you see in the Indianapolis sports community is a direct result of our hard work and expertise.

For over 30 years, Sport Graphics has provided signage solutions as a tried and true partner of Indianapolis. And the next 30 years are looking just as good.



THE SG WAY.
www.sportg.com

INDIANA PACERS 2022-23 SEASON SCHEDULE

OCTOBER 2022

SU	M	TU	W	TH	F	SA
						1
2	3	4	5	6	7	8
9	10	11	12	13	14	15
16	17	18	19 WAS 7 pm	20	21 SAS 7 pm	22 DET 7 pm
23	24 PHI 7 pm	25	26 CHI 8 pm	27	28 WAS 7:30 pm	29 BKN 7:30 pm
30	31 BKN 7:30 pm					

NOVEMBER 2022

SU	M	TU	W	TH	F	SA
		1	2	3	4 MIA 7 pm	5
6	7 NOP 7:45 pm	8	9 DEN 7 pm	10	11	12 TOR 7 pm
13	14	15	16 CHA 7 pm	17	18 HOU 8 pm	19 ORL 7 pm
20	21 ORL 7 pm	22	23 MIN 7 pm	24	25 BKN 8 pm	26
27 LAC 4 pm	28 LAL 10:30 pm	29	30 SAC 10 pm			

DECEMBER 2022

SU	M	TU	W	TH	F	SA
				1 UTA 9 pm	2	3
4 POR 9 pm	5 GSW 10 pm	6	7 MIN 8 pm	8	9	10 WAS 7 pm
11	12 MIA 7 pm	13	14 GSW 7 pm	15	16 CLE 7:30 pm	17 BKN 7 pm
18 NYK 5 pm	19	20	21 BOS 7:30 pm	22	23 MIA 8 pm	24
25	26 NOP 8 pm	27 ATL 7:30 pm	28	29 CLE 7 pm	30	31 LAC 3 pm

JANUARY 2023

SU	M	TU	W	TH	F	SA
1	2 TOR 7 pm	3	4 PHI 7 pm	5	6 POR 7 pm	7
8 CHA 5 pm	9	10	11 NYK 7:30 pm	12	13 ATL 7:30 pm	14 MEM 7 pm
15	16 MIL 2:30 pm	17	18 OKC 8 pm	19	20 DEN 9 pm	21 PHX 9 pm
22	23	24 CHI 7 pm	25 ORL 7 pm	26	27 MIL 7 pm	28
29 MEM 6 pm	30	31				

FEBRUARY 2023

SU	M	TU	W	TH	F	SA
			1	2 LAL 7 pm	3 SAC 7 pm	4
5 CLE 5 pm	6	7	8 MIA 7:30 pm	9	10 PHX 7 pm	11 WAS 7 pm
12	13 UTA 7 pm	14	15 CHI 7 pm	16	17	18
19	20	21	22	23 BOS 7 pm	24	25 ORL 7 pm
26	27	28 DAL 8:30 pm				

MARCH 2023

SU	M	TU	W	TH	F	SA
			1	2 SAS 8:30 pm	3	4
5 CHI 3:30 pm	6 PHI 7 pm	7	8	9 HOU 7 pm	10	11 DET 7 pm
12	13 DET 7 pm	14	15	16 MIL 8 pm	17	18 PHI 7 pm
19	20 CHA 7 pm	21	22 TOR 7:30 pm	23	24 BOS 7 pm	25 ATL 5 pm
26 DAL 7 pm	27	28	29 MIL 7 pm	30	31 OKC 7 pm	

APRIL 2023

SU	M	TU	W	TH	F	SA
						1
2 CLE 8 pm	3	4	5 NYK 7 pm	6	7 DET 7 pm	8
9 NYK 1 pm	10	11	12	13	14	15

HOME

AWAY

ALL GAMES ARE
EASTERN TIME

