

76 GAME NOTES

PRESENTED BY  INTEGR8

PLAYOFF GAME #5 • ROAD GAME #3

PHILADELPHIA 76ERS (1-3) at NEW YORK KNICKS (3-1)
Tuesday, April 30, 2024 • Madison Square Garden • 7 P.M. ET
TNT • NBC Sports Philadelphia • 97.5 The Fanatic

DATE	OPPONENT	RESULT	SERIES RECORD
4/20	at NYK	L, 104-111	0-1
4/22	at NYK	L, 101-104	0-2
4/25	vs. NYK	W, 125-114	1-2
4/28	vs. NYK	L, 92-97	1-3
4/30	at NYK		
5/2	vs. NYK		
5/4	at NYK		

LAST GAME STARTERS			2023-24 REG. SEASON STATS			2024 PLAYOFF STATS		
NO.	NAME	HT	PTS	REB	AST	PTS	REB	AST
9	Kelly Oubre Jr.	6' 7"	15.4	5.0	1.5	12.0	3.8	2.3
12	Tobias Harris	6' 8"	17.2	6.5	3.1	8.8	7.8	1.3
21	Joel Embiid	7' 0"	34.7	11.0	5.6	35.0	9.0	5.5
7	Kyle Lowry	6' 0"	8.1	3.2	4.2	10.5	4.3	4.0
0	Tyrese Maxey	6' 2"	25.9	3.7	6.2	29.0	5.3	6.8
RESERVES			2023-24 REG. SEASON STATS			2024 PLAYOFF STATS		
5	Mo Bamba	7' 0"	4.4	4.2	0.7	HAS NOT PLAYED		
40	Nicolas Batum	6' 8"	5.3	4.1	2.1	3.5	5.0	1.3
16	Ricky Council IV	6' 6"	5.4	1.4	0.5	HAS NOT PLAYED		
33	Robert Covington	6' 7"	4.4	3.3	0.8	HAS NOT PLAYED		
11	Jeff Dowtin Jr.	6' 3"	4.3	1.7	2.3	HAS NOT PLAYED		
17	Buddy Hield	6' 4"	12.1	3.2	2.8	0.7	0.3	0.3
1	KJ Martin	6' 6"	3.7	2.2	0.9	HAS NOT PLAYED		
8	De'Anthony Melton	6' 3"	11.1	3.7	3.0	0.0	1.0	1.0
22	Cameron Payne	6' 3"	7.4	1.5	2.6	5.3	0.7	1.0
44	Paul Reed	6' 9"	7.3	6.0	1.3	2.3	2.8	0.3





2023-24 REGULAR SEASON RECORDS				
	RECORD	HOME	ROAD	OT
OVERALL	47-35	25-16	22-19	1-2
DIVISION	8-8	4-4	4-4	
EAST	31-21	16-10	15-11	0-2
WEST	16-14	9-6	7-8	1-0
REGULAR SEASON RECORD BY UNIFORM INCL. POSTSEASON				
ASSOCIATION 	19-12	3-1	16-11	
ICON 	14-11	9-5	5-6	
STATEMENT 	9-8	7-4	2-4	
CITY 	6-7	6-7		
INJURY/STATUS REPORT				
Team Injury Report: https://official.nba.com/nba-injury-report-2023-24-season/				

TABLE OF CONTENTS			
Playoff & Team Notes	2-5	Milestones	15
Current Opponent & Connections	6	76ers Top-10	16
The Jo Show	7	Team Leaders	17
2023-24 Roster & Pronunciations	8	Outstanding Performers	18
How the 76ers Were Built	9	Single-Game Highs	19
Transactions	9	Quarter-by-Quarter Highs	20-21
Sixers Overall Stats	10-11	G League Report	21
Opponent Overall Stats	12-13	Last Time...	22-23
Starting Lineups	14	Head Coach & Player Pages	23-33

76ERS-KNICKS NOTES

76ERS-KNICKS PLAYOFF OUTLOOK

- This will be the 10th playoff meeting between the longtime rival 76ers and Knicks, and the first since 1989. Philadelphia leads the all-time postseason series 22-15.
- These previous playoff meetings include Philadelphia sweeping New York 4-0 in the 1983 Eastern Conference Semifinals, on their way to an NBA Championship.
- New York won the 2023-24 regular season series, 3-1.
- **PHILADELPHIA: JOEL EMBIID** entered the First Round series with a 16-3 career regular season record against the Knicks. In these 19 games, he is averaging 25.5 points and 10.7 rebounds.
- **TYRESE MAXEY** upped his regular-season average of 25.9 points to 26.3 points in his three games against the Knicks this season, this includes a 35-point performance on Feb. 22.
- **NEW YORK:** 2023-24 was the Knicks first regular-season series win over the 76ers since the 2015-16 season.
- In four meetings in the regular season, **JALEN BRUNSON** averaged 22.3 points, and 7.8 assists.

76ERS RECENT GAMES

New York 97, Philadelphia 92 – The Center – April 28, 2024

Game Highs		
	76ers	Knicks
Points	Embiid - 27	Brunson - 47
Rebounds	Embiid - 10	Hart - 17
Assists	Lowry - 7	Brunson - 10
Steals	Embiid - 3	Hartenstein - 1
Blocks	Embiid - 2	Achiuwa - 4

- The 76ers fell to the New York Knicks, 97-72, in Game 4 on Sunday. New York leads the first-round series 3-1.
- **JOEL EMBIID** scored 27 points and collected 10 rebounds in Game 4, marking his 38th career playoff double-double. That ranks fourth in franchise history and 10th among active NBA players.
- Embiid added six assists, marking his fifth playoff appearance with at least 25 points, 10 rebounds, and five assists.
- Embiid has topped the 25-point mark in each of the four games this series. This is the third time of his postseason career that he has scored at least 25 points in four straight games (5, Aug. 17, 2020 – May 23, 2021; 4, May 5-11, 2023).
- Embiid's 140 points are the most by a 76er in franchise history within the first four postseason games.
- **TYRESE MAXEY** finished with 23 points, six rebounds, and six assists, giving him seven consecutive playoff games with at least 15 points (since May 9, 2023).
- Maxey's three triples mark the ninth straight playoff appearance in which he has connected on at least three shots from deep, good for the longest such streak in 76er playoff history.
- **KELLY OUBRE JR.** topped his previous playoff career high in points from Game 3 (15 points) with a 19-point effort in Game 4. Oubre Jr. also tied his playoff career high with three made shots from deep.

Philadelphia 125, New York 114 – The Center – April 25, 2024

Game Highs		
	76ers	Knicks
Points	Embiid - 50	Brunson - 39
Rebounds	Embiid - 8	Robinson - 7
Assists	Maxey - 7	Brunson - 13
Steals	Maxey/Oubre Jr. - 2	4 Tied - 1
Blocks	Batum/Payne - 2	3 Tied - 1

- The 76ers captured their first win of the postseason with a 125-114 win over the Knicks. Philadelphia's 125 points represent the team's most in a playoff game since April 28, 2022, vs. Toronto (132).
- Philadelphia shot 54.7-percent from the field and 48.4-percent from three-point range, marking the 20th time in franchise history that the 76ers shot at least 50-percent from the field and 40-percent from deep in a playoff game (20-0).
- Philadelphia scored 43 points in the third quarter, the most it has posted in a single playoff quarter since recording a franchise-record 51 points in the third quarter against Brooklyn in 2019.
- **JOEL EMBIID** produced a playoff-career-high 50 points on 13-of-19 shooting - and 5-of-7 from beyond the arc (19-21 FT), joining Hall of Famers **ALLEN IVERSON** (three times) and **BILLY CUNNINGHAM** (once) as the only players in team history to score 50-plus points in a playoff game.
- This performance made Embiid the first player in NBA history with at least 50 points on fewer than 20 shot attempts in a playoff game.
- Embiid's five made triples also represent a playoff career high and are the second-most of his NBA career (6-12 3FG, Dec. 28, 2017).
- Embiid scored 18 points in the third quarter on 7-of-8 shooting from the field, including a perfect 4-of-4 performance from deep. This marked the second-highest scoring quarter of Embiid's playoff career (19 pts, April 18, 2022 - 1Q vs. Toronto).
- Through the first three games in the first round, Embiid's 37.7 points per game led the NBA.
- **TYRESE MAXEY** tallied 25 points and has now reached that scoring mark in all three games this postseason. He averaged 31.0 points on 50.7-percent shooting, 5.0 rebounds, and 7.0 assists through three games this series.
- Maxey has scored 93 total points through the first three games of the series (2nd in league) and is tied for the fifth-most points scored by a 76er through their first three games in the playoffs.
- **KELLY OUBRE JR.** added 15 points (6-8 FG) and seven rebounds in Game 3, marking his first career playoff game with at least 15 points and five rebounds. Philadelphia has won Oubre Jr.'s last seven contests with at least 15 points and five boards.
- **CAM PAYNE** scored 11 points off the bench, marking his 11th career playoff game with double-digit scoring. He shot 3-of-4 from three-point range giving him four career playoff games with three-or-more makes from deep.

New York 104, Philadelphia 101 – Madison Square Garden – April 22, 2024

Game Highs		
	76ers	Knicks
Points	Maxey - 35	Brunson - 24
Rebounds	Embiid - 10	Hart - 15
Assists	Maxey - 10	Brunson - 6
Steals	Lowry - 2	DiVincenzo/Hart - 2
Blocks	Oubre Jr. - 3	Hartenstein - 3

- The 76ers return home for Game 3 of their best-of-seven series with the New York Knicks on Thursday.
- In Game 2, Philadelphia was led by **TYRESE MAXEY** (35 points, nine rebounds, 10 assists) and **JOEL EMBIID** (34 points, 10 rebounds, six assists). They became the first 76er teammates to record 30-point double-doubles in the same playoff game since **HAL GREER** and **WALI JONES** did so on April 14, 1967.
- Maxey joined Hall of Famers **WILT CHAMBERLAIN** and **ALLEN IVERSON** as the only 76ers to post a stat line of at least 35 points, five rebounds and 10 assists in a playoff game.
- Monday marked the first 30-point, 10-assist postseason game by a 76er since Iverson did so on April 29, 2005.
- Through two playoff games, Maxey is averaging 34.0 points (3rd in NBA), 5.5 rebounds, and 7.0 assists, making him one of three players averaging at least 30 points, five rebounds, and five assists. He joins Dallas' **LUKA DONCIC** and teammate Joel Embiid.
- Maxey has totaled 68 points and 14 assists in his first two appearances this postseason. He joins Chamberlain and Iverson as the only 76ers with at least 65 points and 10 assists in their first two playoff games.
- Embiid's performance on Monday was his 15th playoff game with at least 30 points and 10 rebounds, which broke a tie with Wilt Chamberlain for the most in 76er playoff history.
- In the first half, Embiid tallied 16 points and 10 rebounds, the eighth time in his playoff career in which he has recorded a point-rebound double-double in a half. All other 76ers have combined for three such performances dating back to the 1997 playoffs.

76ERS vs. KNICKS ALL-TIME SERIES & RECENT GAME-BY-GAME

	2023-24	All-Time	Streak
Overall:	1-3	265-208	PHI W1 (Last loss: 2/22/24)
Home:	0-2	149-71	NYK W2 (Last loss: 2/10/23)
Away:	1-1	100-126	PHI W1 (Last loss: 2/5/23)
Neutral:		16-11	PHI W1 (Last loss: 1/31/59)



2023-24 76ERS vs. KNICKS REG. SEASON SCHEDULE

Jan. 5, 2024	PHILADELPHIA 92, New York 128
Feb. 22, 2024	PHILADELPHIA 96, New York 110
Mar. 10, 2024	Philadelphia 79, NEW YORK 73
Mar. 12, 2024	Philadelphia 79, NEW YORK 106

Last season vs. Knicks
 Nov. 4, 2022
 Dec. 25, 2022
 Feb. 4, 2023
 Feb. 10, 2023

Philadelphia 104, New York 106
 Philadelphia 119, New York 112
 Philadelphia 97, New York 108
 Philadelphia 119, New York 108

76ERS vs. KNICKS ALL-TIME PLAYOFF RECORDS

	All-Time
Overall:	22-15
Home:	15-3
Away:	7-12

76ERS-KNICKS CONNECTIONS

76ers' **NICOLAS BATUM** (2020-2023), and **ROBERT COVINGTON** (2021-2023), along with Knicks' **ISAIAH HARTENSTEIN** (2021-2022) played with the LA Clippers during the 2021-2022 season...Covington and the Knicks' **JOSH HART** both played one season together with the Portland Trailblazers in the 2021-2022 season...Covington (2019-2020) and Isaiah Hartenstein (2018-2020) for the Houston Rockets during the 2019-2020 season ...Philadelphia 76ers' **TYRESE MAXEY** (2019-2020) and Knicks' **JACOB TOPPIN** played collegiately for Kentucky...76ers' **MO BAMBA** and New York's **JERICHO SIMS** played collegiately for Texas...New York's **JALEN BRUNSON**, and Josh Hart played their collegiate career in the Philadelphia area at Villanova University, including winning the 2016 NCAA National Championship while Brunson led the Wildcats to the 2018 title... Knicks' **CHARLIE BROWN JR.**, also played collegiately locally at St. Joseph's University, and played for the 76ers during the 2021-2022 season as a two-way player...Philadelphia's **KYLE LOWRY** along with New York's **OG ANUNOBY**, **PRECIOUS ACHIUWA**, and **MALACHI FLYNN** all played under 76ers head coach **NICK NURSE** in Toronto...Knicks' Head Coach Tom Thibodeau was assistant coach for the Philadelphia 76ers during 1994-1996...Assistant coach **COBY KARL** was the Knicks' assistant coach during the 2015-2016 season...New York's **SHAKE MILTON** was drafted by the 76ers in the second round of the 2018 NBA Draft, 54th overall. He would play five seasons for the team from 2018-2023 and started 45 games during his tenure.

THE JO SHOW

- Joel Embiid was named a starter for the 2024 NBA All-Star Game on Jan. 25, marking the seventh career All-Star nod for Embiid. The only 76ers ever with more All-Star selections are Hall of Famers **DOLPH SCHAYES** (12), **JULIUS ERVING** (11), **HAL GREER** (10) and **ALLEN IVERSON** (eight).
- Embiid, Milwaukee's **GIANNIS ANTETOKOUNMPO**, and the Lakers' **LEBRON JAMES** are the only NBA players to be named All-Stars in each of the last seven seasons.
- On Jan. 22 the reigning NBA MVP set a 76ers franchise record, and a 2023-24 NBA high, with 70 points against the San Antonio Spurs. In the process, Embiid recorded the NBA's first-ever stat line of at least 70 points, 15 rebounds, and five assists.
- His record-setting performance made the Cameroon-native one of 10 NBA players in league history to record a 70-point game.
- Embiid did all of this in just 37 minutes played, the fewest ever in a 70-point game. He and Damian Lillard (39 minutes) are the only players in NBA history to score at least 70 points in a game while playing fewer than 40 minutes.
- In 39 regular season appearances, Embiid is averaging career highs in points (34.7), field goals made (11.5), free throws made (10.2), free throw percentage (88.3%), assists per game (5.6), and steals (1.2).
- Embiid averaged 34.7 points in 33.6 minutes of action this season. Embiid joins Hall of Famer **WILT CHAMBERLAIN** and former teammate **JAMES HARDEN** as the only players to average a point per minute through 39 appearances.
- Embiid set a franchise-record with 22 straight games of 30-plus points from Nov. 17 to Jan. 22, representing the fifth-longest 30-point streak in league history.
- Has scored 25-plus points in 35 of his 39 games in 2023-24, including 31 games of 30-plus points (fifth in NBA).
- Embiid has tallied 12,071 career regular season points, good for seventh on the franchise's all-time ledger. His 12,000th career point came on April 6 against Memphis.

A deep dive into Joel Embiid's Most Valuable Moments from 2022-23:

- Posted a then-career-high 59 points to go along with 11 rebounds, eight assists and a career-high-tying seven blocked shots against Utah on Nov. 13.
- On Feb. 15, became the fastest 76er ever to reach 10,000 career points.
- Set a franchise record with 10 straight 30-point games between March 2-20.
- Recorded an Eastern Conference-best 44 games with at least 30 points, the most by a 76er since Hall of Famer Allen Iverson did so during the 2005-06 season.
- Embiid averaged 10.2 first quarter points on 56.9% shooting making him the lone player in the league with such numbers.
- Tallied 50-plus points on three occasions, joining Chamberlain and Iverson as the only 76ers ever with at least three such games in a season.
- Over the course of the season, Embiid earned three Eastern Conference Player of the Month awards (December, January and March/April), as well as four Eastern Conference Player of the Week nods.
 - He is the first NBA player since 2019-20 and the first 76er ever to capture a trio of monthly honors within a single season.
 - His seven career Player of the Month honors are a 76ers record.

76ERS FRANCHISE SCORING LEADERS		
1.	Hal Greer	21,586
2.	Allen Iverson	19,931
3.	Dolph Schayes	18,438
4.	Julius Erving	18,364
5.	Charles Barkley	14,184
6.	Billy Cunningham	13,626
7.	Joel Embiid	12,071



Fresh Faces: The 76ers' 2023-24 postseason roster features 15 players. **New to the roster:** Mo Bamba, Nicolas Batum, Ricky Council IV, Robert Covington, Jeff Dowtin Jr., Buddy Hield, Kyle Lowry, KJ Martin, Kelly Oubre Jr., and Cameron Payne. **Returning 76ers:** Joel Embiid, Tobias Harris, Tyrese Maxey, De'Anthony Melton and Paul Reed.

PHILADELPHIA 76ERS 2023-24 PLAYOFF ROSTER

No.	Name	Ht. [^]	Wt.	DOB	Prior to NBA/Country	Years Pro
5	Mo Bamba	7' 0"	231	5/12/98	Texas/USA	5
40	Nicolas Batum	6' 8"	230	12/14/88	Le Mans/France	15
16	Ricky Council IV	6' 6"	207	8/3/01	Arkansas/USA	R
33	Robert Covington	6' 7"	209	12/14/90	Tennessee State/USA	10
11	Jeff Dowtin Jr.	6' 3"	177	5/10/97	Rhode Island/USA	2
21	Joel Embiid	7' 0"	280	3/16/94	Kansas/Cameroon	7
12	Tobias Harris	6' 8"	226	7/15/92	Tennessee/USA	12
17	Buddy Hield	6' 4"	220	12/17/92	Oklahoma/Bahamas	7
7	Kyle Lowry	6' 0"	196	3/25/86	Villanova/USA	17
1	KJ Martin	6' 6"	215	1/6/01	IMG Academy/USA	3
0	Tyrese Maxey	6' 2"	200	11/4/00	Kentucky/USA	3
8	De'Anthony Melton	6' 3"	200	5/28/98	USC/USA	5
9	Kelly Oubre Jr.	6' 7"	203	12/9/95	Kansas/USA	8
22	Cameron Payne	6' 3"	183	8/8/94	Murray State/USA	8
44	Paul Reed	6' 9"	210	6/14/99	DePaul/USA	3

[^]Per NBA guidelines, players were measured without shoes.

HEAD COACH: Nick Nurse

ASSISTANT COACHES: Bryan Gates, Bobby Jackson, Rico Hines, Matt Brase, Coby Karl, Mike Longabardi, Doug West

HEAD VIDEO COORDINATOR: John Corbacio

PLAYER DEVELOPMENT COACHES: Fabulous Flournoy, Jason Love, TJ DiLeo, Terrel Harris, Toure' Murry, Reggie Redding

ASSISTANT VIDEO COORDINATOR: Kareem Thawer

VICE PRESIDENT, ATHLETE CARE: Simon Rice

HEAD ATHLETIC TRAINER & MEDICAL SERVICES DIRECTOR: Kevin Johnson

HEAD STRENGTH AND CONDITIONING COACH: Ben Kenyon

PRONUNCIATIONS

- Nicolas (Nick-O-la) Batum (Ba-TOOM)
- Tobias (toe-bias) Harris
- Joel (jo-ELL) Embiid (em-BEAD)
- Terquavion Smith (turr-KWAY-vee-awn) Smith

HOW THE 76ERS WERE BUILT

- **Mo Bamba** (Signed as a free agent on July 9, 2023)
- **Nicolas Batum** (Acquired in a trade with the LA Clippers on Nov. 1, 2023)
- **Ricky Council IV** (Signed to standard NBA contract on April 13, 2024)
- **Robert Covington** (Acquired in a trade with the LA Clippers on Nov. 1, 2023)
- **Jeff Dowtin Jr.** (Signed to standard NBA contract on April 4, 2024)
- **Joel Embiid** (2014 NBA Draft, No. 3 overall)
- **Tobias Harris** (Re-signed as a free agent on July 10, 2019)
- **Buddy Hield** (Acquired in a trade with the Indiana Pacers on Feb. 8, 2024)
- **Kyle Lowry** (Signed as a free agent on Feb. 13, 2024)
- **KJ Martin** (Acquired in a trade with the LA Clippers on Nov. 1, 2023)
- **Tyrese Maxey** (2020 NBA Draft, No. 21 overall)
- **De'Anthony Melton** (Acquired in a trade with Memphis during the 2022 NBA Draft)
- **Kelly Oubre Jr.** (Signed as a free agent on Sept. 26, 2023)
- **Cameron Payne** (Acquired in a trade with the Milwaukee Bucks on Feb. 8, 2024)
- **Paul Reed** (2020 NBA Draft, No. 58 overall)

TRANSACTIONS

JULY 1: Signed Terquavion Smith and Ricky Council IV to two-way contracts...**JULY 9:** Signed both Mo Bamba and Patrick Beverley as free agents...**JULY 13:** Resigned Paul Reed...**JULY 17:** Signed Ažuolas Tubelis to a two-way contract and Filip Petrušev to NBA contract...**JULY 18:** Re-signed Montrezl Harrell...**AUG 13:** Signed Javonte Smart to Exhibit 10 contract...**SEPT 11:** Signed David Duke Jr. to Exhibit 10 contract...**SEPT 13:** Signed Danny Green...**SEPT 21:** Signed Marcus Bagley to Exhibit 10 contract...**SEPT 26:** Waived Marcus Bagley and signed Kelly Oubre Jr...**SEPT. 20:** Waived Ricky Council IV and David Duke Jr...**SEPT. 21:** Converted Javonte Smart to a two-way contract...**SEPT. 23:** Waived Montrezl Harrell...**OCT 25:** Waived Ažuolas Tubelis and signed Ricky Council IV to a two-way contract...**NOV. 1:** Waived Danny Green...**NOV. 1:** Acquired Nicolas Batum, Robert Covington, KJ Martin, Marcus Morris Sr., two future first-round draft picks, the right to swap first-round draft picks with LAC in 2029, and two future second-round draft picks in exchange for James Harden, P.J. Tucker, and Filip Petrušev as part of a three-team deal with the LA Clippers and Oklahoma City Thunder...**DEC. 23:** Waived Javonte Smart...**DEC. 23:** Signed Kenneth Lofton Jr. to a two-way deal...**FEB. 8:** Acquired Buddy Hield in a three-team trade with the Indiana Pacers and San Antonio Spurs including Marcus Morris Sr. and Furkan Korkmaz and three future second-round draft picks...**FEB. 8:** Traded Danuel House Jr. to the Detroit Pistons...**FEB. 8:** Acquired Cameron Payne and a 2027 second-round pick in exchange for Patrick Beverley...**FEB. 13:** Signed Kyle Lowry...**FEB. 20:** Signed Darius Bazley to 10-day contract...**MARCH 1:** Waived Kenneth Lofton Jr. ...**MARCH 2:** Signed Jeff Dowtin Jr. to a two-way contract...**MARCH 15:** Signed Kai Jones to 10-day contract...**MARCH 24:** Signed D.J. Wilson to 10-day contract...**APRIL 4:** Signed Jeff Dowtin Jr. to standard NBA contract... **APRIL 13:** Signed Ricky Council IV to standard NBA contract.

PHILADELPHIA 76ERS 2023-24 REGULAR SEASON STATISTICS

Through April 14 (47-35)

PHILADELPHIA 76ERS

2023-24 REGULAR SEASON STATISTICS

PLAYER	G	GS	MIN	-FIELD GOALS-			-3-POINT FG--			-FREE THROWS-			--REBOUNDS--					STL	TO	BLK	PTS	AVG	
				FG	FGA	PCT	FG	FGA	PCT	FT	FTA	PCT	OFF	DEF	TOT	AST	PF						DQ
Embiid	39	39	1309	450	851	.529	54	139	.388	399	452	.883	95	335	430	219	112	1	46	150	66	1353	34.7
Maxey	70	70	2626	638	1419	.450	212	569	.373	328	378	.868	36	222	258	433	151	1	69	116	33	1816	25.9
Harris	70	70	2368	463	951	.487	91	258	.353	187	213	.878	80	373	453	217	115	0	70	93	46	1204	17.2
Oubre Jr.	68	52	2055	387	878	.441	101	325	.311	174	232	.750	94	247	341	101	194	1	77	87	47	1049	15.4
Hield (TOT)	84	42	2160	371	850	.436	219	568	.386	52	59	.881	61	208	269	236	169	2	70	103	42	1013	12.1
Hield (PHI)	32	14	824	142	333	.426	82	211	.389	24	26	.923	27	75	102	97	66	1	27	41	11	390	12.2
Melton	38	33	1023	139	360	.386	77	214	.360	66	79	.835	28	113	141	114	84	1	60	39	16	421	11.1
Lowry (TOT)	60	55	1690	163	377	.432	98	250	.392	63	75	.840	34	160	194	253	146	1	59	85	21	487	8.1
Lowry (PHI)	23	20	653	60	135	.444	36	89	.404	28	33	.848	9	56	65	106	52	1	20	32	6	184	8.0
Payne (TOT)	78	10	1304	208	481	.432	104	267	.390	58	67	.866	21	96	117	205	126	0	42	66	11	578	7.4
Payne (PHI)	31	8	602	107	259	.413	52	136	.382	21	23	.913	16	39	55	96	53	0	20	35	8	287	9.3
Reed	82	24	1590	259	480	.540	21	57	.368	61	85	.718	193	295	488	109	198	3	67	84	60	600	7.3
Morris	37	7	637	90	205	.439	36	90	.400	31	36	.861	18	91	109	26	61	0	13	19	11	247	6.7
Beverley	47	5	919	104	241	.432	35	109	.321	51	63	.810	30	115	145	144	83	0	24	49	18	294	6.3
Council	32	0	289	54	112	.482	12	32	.375	53	71	.746	14	32	46	16	17	0	8	5	1	173	5.4
Batum (TOT)	60	38	1529	116	256	.453	73	185	.395	15	21	.714	70	178	248	128	109	0	48	40	38	320	5.3
Batum (PHI)	57	38	1475	113	248	.456	71	178	.399	15	21	.714	70	171	241	123	104	0	45	39	34	312	5.5
Wilson	2	0	15	4	6	.667	2	2	1.000	0	0	---	1	1	2	2	1	0	0	0	2	10	5.0
Bamba	57	17	740	97	198	.490	25	64	.391	34	50	.680	77	161	238	41	101	0	22	39	60	253	4.4
Covington (TOT)	29	6	488	43	98	.439	19	56	.339	22	26	.846	31	66	97	24	56	0	39	11	18	127	4.4
Covington (PHI)	26	3	419	40	89	.449	17	48	.354	21	24	.875	29	60	89	17	49	0	33	11	16	118	4.5
Dowtin	12	0	142	20	36	.556	9	19	.474	3	4	.750	3	17	20	27	1	0	7	5	1	52	4.3
House Jr.	34	4	509	47	105	.448	15	50	.300	35	46	.761	16	42	58	28	45	0	15	19	5	144	4.2
Springer	32	1	377	46	118	.390	8	37	.216	28	34	.824	25	33	58	35	49	0	25	26	11	128	4.0
Martin (TOT)	60	2	747	97	181	.536	8	28	.286	22	41	.537	41	90	131	51	100	1	22	32	12	224	3.7
Martin (PHI)	58	2	715	93	171	.544	7	23	.304	21	39	.538	40	88	128	50	97	1	20	30	11	214	3.7
Smith	16	0	84	18	46	.391	13	35	.371	3	5	.600	0	4	4	12	8	0	8	7	0	52	3.3
Korkmaz	35	0	300	30	76	.395	14	40	.350	14	20	.700	4	26	30	25	17	0	14	10	3	88	2.5
Tucker	3	3	66	2	5	.400	2	5	.400	0	0	---	1	13	14	0	9	0	3	2	2	6	2.0
Lofton	2	0	9	1	6	.167	0	2	.000	0	0	---	0	3	3	0	0	0	0	2	0	2	1.0
Bazley	3	0	10	0	1	.000	0	0	---	0	0	---	0	1	1	2	0	0	0	1	0	0	0.0
Green	2	0	18	0	2	.000	0	1	.000	0	0	---	0	2	2	1	1	0	1	0	0	0	0.0
Petrusev	1	0	3	0	0	---	0	0	---	0	0	---	0	1	1	0	0	0	0	0	0	0	0.0
Smart	1	0	1	0	0	---	0	0	---	0	0	---	0	0	0	0	0	0	0	0	0	0	0.0
76ERS	82	-	19780	3404	7331	.464	992	2733	.363	1597	1934	.826	906	2616	3522	2041	1668	10	694	984	492	9397	114.6
OPPONENTS	82	-	19780	3322	7098	.468	979	2765	.354	1524	1926	.791	903	2742	3645	2143	1519	7	506	1201	503	9147	111.5

PLAYER	-- SINGLE-GAME HIGHS --										----- AVERAGE PER GAME -----										-CAREER HIGHS (C=SET, T=TIED THIS SEASON)-						
	MIN	REB	AST	ST	TO	BL	PTS	MIN	REB	AST	STL	TO	BLK	PTS	FG	FGA	FT	FTA	REB	AST	PTS						
Embiid	41	18	11	4	8	6	70	33.6	11.0	5.6	1.18	3.8	1.69	34.7	24C	41C	23	27	22	13	70C						
Maxey	54	10	11	4	5	3	52	37.5	3.7	6.2	0.99	1.7	0.47	25.9	20C	41C	14C	15C	10C	11C	52C						
Harris	43	13	7	4	5	3	37	33.8	6.5	3.1	1.00	1.3	0.66	17.2	15	29	13	14	20	10	39						
Oubre Jr.	48	12	6	4	5	5	32	30.2	5.0	1.5	1.13	1.3	0.69	15.4	14	27	12	17	15	7	40						
Hield (TOT)	44	11	10	4	5	3	31	25.7	3.2	2.8	0.83	1.2	0.50	12.1	15	29	9	9	12	10C	42						
Hield (PHI)	44	7	10	4	5	1	24	25.8	3.2	3.0	0.84	1.3	0.34	12.2													
Melton	41	7	8	5	4	2	30	26.9	3.7	3.0	1.58	1.0	0.42	11.1	11	19C	10T	11	11	10	33						
Lowry (TOT)	39	11	10	4	4	2	28	28.2	3.2	4.2	0.98	1.4	0.35	8.1	15	29	15	16	14	19	43						
Lowry (PHI)	38	6	10	3	3	2	23	28.4	2.8	4.6	0.87	1.4	0.26	8.0													
Payne (TOT)	38	10	7	3	4	2	24	16.7	1.5	2.6	0.54	0.8	0.14	7.4	9T	20	6T	7	10C	16	29						
Payne (PHI)	38	10	7	3	4	2	24	19.4	1.8	3.1	0.65	1.1	0.26	9.3													
Reed	42	13	5	4	4	4	30	19.4	6.0	1.3	0.82	0.8	1.02	7.3	14C	21C	5T	6	14	5C	30C						
Morris	33	9	5	2	3	2	17	17.2	2.9	0.7	0.35	0.5	0.30	6.7	13	23	12	14	14	8	38						
Beverley	38	9	11	3	4	3	26	19.6	3.1	3.1	0.51	1.0	0.38	6.3	11	19	8	8	16	12	26T						
Council	29	10	3	4	1	1	19	9.0	1.4	0.5	0.25	0.2	0.03	5.4	7C	13C	8C	8C	10C	3C	19C						
Batum (TOT)	46	11	7	4	3	3	19	25.5	4.1	2.1	0.80	0.7	0.63	5.3	13	24	13	15	18	16	35						
Batum (PHI)	46	11	7	4	3	3	19	25.9	4.2	2.2	0.79	0.7	0.60	5.5													
Wilson	14	2	2	0	0	2	10	7.7	1.0	1.0	0.00	0.0	1.00	5.0	10	20	5	6	17	5	25						
Bamba	32	11	3	2	3	4	18	13.0	4.2	0.7	0.39	0.7	1.05	4.4	12	17	8	10	18	6	32						
Covington (TOT)	37	7	3	5	2	2	18	16.8	3.3	0.8	1.34	0.4	0.62	4.4	15	24	12	13	16	9	43						
Covington (PHI)	37	7	3	5	2	2	18	16.1	3.4	0.7	1.27	0.4	0.62	4.5													
Dowtin	24	5	6	3	2	1	12	11.8	1.7	2.3	0.58	0.4	0.08	4.3	4T	9	2T	3	6	6C	12C						
House Jr.	29	5	3	3	2	1	14	15.0	1.7	0.8	0.44	0.6	0.15	4.2	10	18	9	10	12	7	23						
Springer	26	5	4	4	3	2	11	11.8	1.8	1.1	0.78	0.8	0.34	4.0	8	13	4C	4C	6C	4C	19						
Martin (TOT)	31	13	4	2	3	2	15	12.4	2.2	0.9	0.37	0.5	0.20	3.7	12	21	9	12	15	7	31						
Martin (PHI)	31	13	4	2	3	2	15	12.3	2.2	0.9	0.34	0.5	0.19	3.7													
Smith	13	1	5	3	1	0	17	5.3	0.3	0.8	0.50	0.4	0.00	3.3	6C	8C	2C	2C	1C	5C	17C						
Korkmaz	27	4	3	3	1	2	19	8.6	0.9	0.7	0.40	0.3	0.09	2.5	13	18	6	7	11	6	34						
Tucker	26	7	0	2	1	2	3	22.1	4.7	0.0	1.00	0.7	0.67	2.0	10	18	9	12	19	8	24						
Lofton	5	2	0	0	2	0	2	4.4	1.5	0.0	0.00	1.0	0.00	1.0	17	25	8	12	14	8C	42						
Bazley	4	1	1	0	1	0	0	3.3	0.3	0.7	0.00	0.3	0.00	0.0	11	25	11	13	16	6	29						
Green	14	2	1	1	0	0	0	9.2	1.0	0.5	0.50	0.0	0.00	0.0	12	25	9	10	12	7	33						
Petrusev	3	1	0	0	0	0	0	2.7	1.0	0.0	0.00	0.0	0.00	0.0	1C	2C</											



76 GAME NOTES
PRESENTED BY INTEGR8

PHILADELPHIA 76ERS 2024 PLAYOFF STATISTICS

Through April 28 (1-3)

PHILADELPHIA 76ERS

2023-24 PLAYOFFS / ALL ROUNDS COMBINED

PLAYER	G	GS	MIN	-FIELD GOALS-			-3-POINT FG--			-FREE THROWS-			--REBOUNDS--				PF	DQ	STL	TO	BLK	PTS	AVG
				FG	FGA	PCT	FG	FGA	PCT	FT	FTA	PCT	OFF	DEF	TOT	AST							
Embiid	4	4	160	40	89	.449	10	30	.333	50	59	.847	9	27	36	22	11	0	5	11	4	140	35.0
Maxey	4	4	173	43	90	.478	14	37	.378	16	16	1.000	0	21	21	27	9	0	3	9	2	116	29.0
Oubre Jr.	4	4	142	18	37	.486	6	13	.462	6	8	.750	4	11	15	9	16	0	8	5	5	48	12.0
Lowry	4	4	136	11	26	.423	8	19	.421	12	15	.800	6	11	17	16	16	0	4	3	3	42	10.5
Harris	4	4	140	15	38	.395	3	12	.250	2	2	1.000	7	24	31	5	9	0	1	3	2	35	8.8
Payne	3	0	32	6	12	.500	4	7	.571	0	0	---	0	2	2	3	6	0	0	3	4	16	5.3
Batum	4	0	109	4	14	.286	4	11	.364	2	4	.500	4	16	20	5	7	0	1	2	3	14	3.5
Reed	4	0	32	4	7	.571	0	0	---	1	2	.500	6	5	11	1	6	0	0	2	2	9	2.3
Hield	3	0	29	1	7	.143	0	4	.000	0	0	---	0	1	1	1	3	0	0	1	1	2	0.7
Melton	1	0	7	0	2	.000	0	2	.000	0	0	---	0	1	1	1	1	0	0	0	0	0	0.0
76ERS	4	-	960	142	322	.441	49	135	.363	89	106	.840	36	119	155	90	84	0	22	42	26	422	105.5
OPPONENTS	4	-	960	154	358	.430	47	125	.376	71	96	.740	61	124	185	88	79	0	16	41	27	426	106.5

PLAYER	-- SINGLE-GAME HIGHS --							----- AVERAGE PER GAME -----							--CAREER HIGHS (C=SET, T=TIED THIS SEASON)--						
	MIN	REB	AST	ST	TO	BL	PTS	MIN	REB	AST	STL	TO	BLK	PTS	FG	FGA	FT	FTA	REB	AST	PTS
Embiid	44	10	6	3	4	2	50	40.1	9.0	5.5	1.25	2.8	1.00	35.0	14	29C	19C	21C	21	8	50C
Maxey	44	9	10	2	4	2	35	43.2	5.3	6.8	0.75	2.3	0.50	29.0	14T	26C	9	11	9T	10C	38
Oubre Jr.	40	7	3	5	2	3	19	35.5	3.8	2.3	2.00	1.3	1.25	12.0	7C	15C	7	7	7T	3C	19C
Lowry	39	6	7	2	1	1	18	34.1	4.3	4.0	1.00	0.8	0.75	10.5	14	27	12	14	11	12	36
Harris	41	9	3	1	2	1	10	34.9	7.8	1.3	0.25	0.8	0.50	8.8	15	29	8	10	16	8	37
Payne	16	1	3	0	2	2	11	10.7	0.7	1.0	0.00	1.0	1.33	5.3	12	24	4	4	6	9	31
Batum	33	7	2	1	2	6	27.2	5.0	1.3	0.25	0.5	0.75	3.5	11	23	7	10	14	8	27	
Reed	11	5	1	0	1	4	7.9	2.8	0.3	0.00	0.5	0.50	2.3	5	10	4	4	15	4	11	
Hield	15	1	1	0	1	2	9.8	0.3	0.3	0.00	0.3	0.33	0.7	1C	3C	0	0	1C	1C	2C	
Melton	7	1	1	0	0	0	7.2	1.0	1.0	0.00	0.0	0.00	0.0	6	14	2	2	8	5	17	
76ERS	48	44	26	8	11	8	125	240.0	38.8	22.5	5.50	10.5	6.50	105.5	57	122	51	66	93	38	145
OPPONENTS	48	55	27	6	12	11	114	240.0	46.3	22.0	4.00	10.3	6.75	106.5	67	140	57	64	95	46	156

76 GAME NOTES

PRESENTED BY 

NEW YORK KNICKS 2023-24 REGULAR SEASON STATISTICS

Through April 14 (50-32)

NEW YORK KNICKERBOCKERS

2023-24 REGULAR SEASON STATISTICS

PLAYER	G	GS	MIN	--FIELD GOALS--			--3-POINT FG--			--FREE THROWS--			--REBOUNDS--			AST	PF	DQ	STL	TO	BLK	PTS	AVG
				FG	FGA	PCT	FG	FGA	PCT	FT	FTA	PCT	OFF	DEF	TOT								
Brunson	77	77	2726	790	1648	.479	211	526	.401	421	497	.847	43	235	278	519	144	0	70	186	13	2212	28.7
Randle	46	46	1630	395	836	.472	76	244	.311	236	302	.781	99	324	423	229	125	0	25	159	12	1102	24.0
Barrett	26	26	766	164	388	.423	43	130	.331	103	124	.831	19	92	111	63	45	0	12	47	9	474	18.2
DiVincenzo	81	63	2360	445	1004	.443	283	705	.401	86	114	.754	63	234	297	216	166	1	107	113	36	1259	15.5
Bogdanovic (TOT)	57	27	1478	309	681	.454	133	334	.398	117	149	.785	22	130	152	97	95	2	30	101	5	868	15.2
Bogdanovic (NY)	29	0	557	110	256	.430	47	127	.370	36	45	.800	9	49	58	26	38	0	7	38	1	303	10.4
Quickley	30	0	720	152	335	.454	64	162	.395	82	94	.872	5	72	77	74	44	0	16	31	3	450	15.0
Anunoby (TOT)	50	50	1702	282	577	.489	102	267	.382	67	89	.753	47	161	208	107	119	1	68	81	36	733	14.7
Anunoby (NY)	23	23	802	125	256	.488	41	104	.394	34	43	.791	23	79	102	35	57	1	40	38	23	325	14.1
Burks (TOT)	66	1	1211	210	569	.369	124	330	.376	145	167	.868	24	126	150	88	75	0	28	48	12	689	10.4
Burks (NY)	23	1	311	50	163	.307	25	83	.301	24	33	.727	8	32	40	20	11	0	7	16	1	149	6.5
Hart	81	42	2707	295	679	.434	80	258	.310	91	115	.791	128	547	675	331	171	0	75	118	23	761	9.4
McBride	68	14	1328	205	454	.452	109	266	.410	43	50	.860	31	69	100	114	108	0	50	30	7	562	8.3
Hartenstein	75	49	1896	235	365	.644	1	3	.333	111	157	.707	244	382	626	188	210	3	87	93	85	582	7.8
Achiuwa (TOT)	74	18	1624	235	469	.501	26	97	.268	69	112	.616	191	296	487	97	143	1	46	83	68	565	7.6
Achiuwa (NY)	49	18	1187	157	299	.525	13	50	.260	45	70	.643	141	210	351	53	103	0	30	54	56	372	7.6
Grimes	45	18	910	113	286	.395	77	212	.363	24	34	.706	14	74	88	52	66	0	30	21	3	327	7.3
Robinson	31	21	768	73	127	.575	0	0	---	27	66	.409	142	121	263	18	55	0	37	25	35	173	5.6
Milton (TOT)	48	0	581	79	195	.405	18	64	.281	40	49	.816	14	61	75	60	54	0	19	31	6	216	4.5
Milton (NY)	6	0	27	4	9	.444	1	2	.500	2	2	1.000	0	6	6	4	7	0	1	0	0	11	1.8
Fournier	3	0	39	4	20	.200	2	15	.133	2	2	1.000	0	4	4	3	4	0	4	1	0	12	4.0
Flynn	14	0	60	9	23	.391	4	13	.308	9	11	.818	0	6	6	6	3	0	1	3	0	31	2.2
Sims	45	11	585	38	55	.691	0	0	---	16	24	.667	56	91	147	25	45	0	8	16	19	92	2.0
Diakite (TOT)	6	0	24	4	6	.667	0	1	1.000	4	6	.667	1	3	4	2	2	0	1	1	1	12	2.0
Diakite (NY)	3	0	8	0	1	1.000	0	1	1.000	0	0	---	0	1	1	0	1	0	1	1	0	0	0.0
Toppin	9	0	38	5	9	.556	1	4	.250	2	2	1.000	3	4	7	3	3	0	0	1	1	13	1.4
Gibson	16	1	165	7	23	.304	0	6	1.000	2	2	1.000	10	18	28	9	28	0	2	5	6	16	1.0
Windler	3	0	7	1	2	.500	1	2	.500	0	0	---	0	1	1	1	1	0	0	0	0	3	1.0
Jeffries	17	0	46	6	17	.353	2	10	.200	0	2	.000	0	5	5	5	2	0	0	3	1	14	0.8
Brown	8	0	37	2	10	.200	2	7	.286	0	0	---	1	1	2	0	5	0	0	2	2	6	0.8
Arcidiacono	20	0	45	0	6	1.000	0	6	1.000	0	0	---	0	8	8	4	5	0	2	2	0	0	0.0
Skapintsev	2	0	2	0	1	1.000	0	0	---	0	0	---	0	0	0	0	0	0	0	0	0	0	0.0
KNICKERBOCKERS	82	-19730	3385	7272	.4651083	2936	.369	1396	1789	.780	1039	2665	3704	1998	1447	5	612	1085	336	9249	112.8		
OPPONENTS	82	-19730	3304	7026	.4701028	2813	.365	1237	1620	.764	839	2492	3331	2098	1565	8	552	1082	431	8873	108.2		

PLAYER	-- SINGLE-GAME HIGHS --											----- AVERAGE PER GAME -----											-CAREER HIGHS (C=SET, T=TIED THIS SEASON)-							
	MIN	REB	AST	ST	TO	BL	PTS	MIN	REB	AST	STL	TO	BLK	PTS	FG	FGA	FT	FTA	REB	AST	PTS									
Brunson	45	8	14	5	7	1	61	35.4	3.6	6.7	0.91	2.4	0.17	28.7	25C	47C	15C	17C	11	14C	61C									
Randle	43	20	10	3	8	2	41	35.4	9.2	5.0	0.54	3.5	0.26	24.0	20	34	12	16	20T	17	57									
Barrett	37	8	6	1	5	1	27	29.5	4.3	2.4	0.46	1.8	0.35	18.2	14	28	14	22	15	9T	46									
DiVincenzo	53	9	6	4	5	2	40	29.1	3.7	2.7	1.32	1.4	0.44	15.5	15C	26C	6	7T	15	11	40C									
Bogdanovic (TOT)	44	12	7	3	4	1	36	25.9	2.7	1.7	0.53	1.8	0.09	15.2	17	27	16	16	13	8	48									
Bogdanovic (NY)	33	6	5	3	4	1	22	19.2	2.0	0.9	0.24	1.3	0.03	10.4																
Quickley	33	6	9	2	4	1	27	24.0	2.6	2.5	0.53	1.0	0.10	15.0	15	28	14C	15C	16	18C	40									
Anunoby (TOT)	44	9	6	6	6	4	29	34.0	4.2	2.1	1.36	1.6	0.72	14.7	13	27	8	10	14	6T	36									
Anunoby (NY)	44	9	4	6	6	4	26	34.9	4.4	1.5	1.74	1.7	1.00	14.1																
Burks (TOT)	34	7	7	3	3	2	34	18.4	2.3	1.3	0.42	0.7	0.18	10.4	13	23	14	16	14	9	34T									
Burks (NY)	30	5	4	2	3	1	22	13.5	1.7	0.9	0.30	0.7	0.04	6.5																
Hart	48	19	12	3	6	2	31	33.4	8.3	4.1	0.93	1.5	0.28	9.4	15	22C	9	9	19T	12C	44									
McBride	48	7	9	4	3	1	29	19.5	1.5	1.7	0.74	0.4	0.10	8.3	10C	22C	5T	6T	7C	9T	29C									
Hartenstein	42	20	9	4	5	2	20	25.3	8.3	2.5	1.16	1.2	1.13	7.8	9	12	5T	8	20C	9C	20C									
Achiuwa (TOT)	43	17	5	4	4	5	23	21.9	6.6	1.3	0.62	1.1	0.92	7.6	11	16T	8	10	22	5C	27									
Achiuwa (NY)	43	17	5	4	4	5	23	24.2	7.2	1.1	0.61	1.1	1.14	7.6																
Grimes	34	8	3	3	1	19	20.2	2.0	1.2	0.67	0.5	0.07	7.3	14	25	6	8C	9	8	8	36									
Robinson	38	16	3	4	6	15	24.8	8.5	0.6	1.19	0.8	1.13	5.6	11	16	6	10	21	4	23										
Milton (TOT)	23	9	5	2	3	1	17	12.1	1.6	1.3	0.40	0.6	0.13	4.5	14	22	9	11	9T	16	39									
Milton (NY)	10	3	2	1	0	0	7	4.6	1.0	0.7	0.17	0.0	0.00	1.8																
Fournier	17	2	2	3	1	0	10	12.9	1.3	1.0	1.33	0.3	0.00	4.0	15	25	12	15	10	10	41									
Flynn	12	1	3	1	1	0	9	4.3	0.4	0.4	0.07	0.2	0.00	2.2	18C	25C	9C	12C	8	11	50C									
Sims	39	10	3	2	2	4	10	13.0	3.3	0.6	0.18	0.4	0.42	2.0	6	7	4T	6	14	3T	12									
Diakite (TOT)	10	2	1	1	1	1	8	4.1	0.7	0.3	0.17	0.2	0.17	2.0	5	11	6	8	10	3	13									
Diakite (NY)	5	1	0	1	1	0	0	2.8	0.3	0.0	0.33	0.3	0.00	0.0																
Toppin	17	4	1	0	1	1	11	4.2	0.8	0.3	0.00	0.1	0.11	1.4	4C	7C	2C	2C	4C	1C	11C									
Gibson	22	4	3	1	1	3	4	10.3	1.8	0.6	0.13	0.3	0.38	1.0	12	23	8	10	19	7	28									
Windler	3	1	1	0	0	0	3	2.5	0.3	0.3	0.00	0.0	0.00	1.0	5	10	4	4	10	4	15									
Jeffries	7	2	3	0	1	1	5	2.7	0.3	0.3	0.00	0.2	0.06	0.8	7	14	6	7	7	5	18									
Brown	22	2	0	0	2	1	3	4.7	0.3	0.0	0.00	0.3	0.25	0.8	3	10	4	4	9	2	8									
Arcidiacono	6	1	1	1	1	0	0	2.3	0.4	0.2	0.10	0.1	0.00	0.0	8	12	7	8	8	11	22									
Skapintsev	1	0	0	0	0	0	0	1.1	0.0	0.0	0.00	0.0	0.00	0.0	0	1C	0	0	0	0	0									
KNICKERBOCKERS	53	61	37	13	23	11	145	240.6	45.2	24.4	7.46	13.2	4.10	112.8	63	140	50	66	95	45	152									
OPPONENTS	53	57	40	15	22	12	146	240.6	40.6	25.6	6.73	13.2	5.26	108.2	65															

76 GAME NOTES

PRESENTED BY  INTEGR8

NEW YORK KNICKS 2024 PLAYOFF STATISTICS

Through April 28 (3-1)

NEW YORK KNICKERBOCKERS

2023-24 PLAYOFFS / ALL ROUNDS COMBINED

PLAYER	G	GS	MIN	-FIELD GOALS-			-3-POINT FG--			-FREE THROWS-			--REBOUNDS--			PF	DQ	STL	TO	BLK	PTS	AVG	
				FG	FGA	PCT	FG	FGA	PCT	FT	FTA	PCT	OFF	DEF	TOT								AST
Brunson	4	4	168	47	116	.405	7	27	.259	31	38	.816	5	16	21	36	9	0	1	11	1	132	33.0
Hart	4	4	179	20	51	.392	12	26	.462	15	22	.682	16	35	51	16	15	0	4	9	5	67	16.8
Anunoby	4	4	154	24	47	.511	4	14	.286	2	2	1.000	4	22	26	3	7	0	2	3	5	54	13.5
McBride	4	0	98	18	37	.486	10	19	.526	5	6	.833	2	8	10	7	10	0	3	2	0	51	12.8
Hartenstein	4	4	102	19	30	.633	0	1	.000	4	6	.667	14	9	23	10	17	0	1	5	5	42	10.5
DiVincenzo	4	4	118	13	38	.342	8	23	.348	6	7	.857	2	10	12	8	7	0	4	4	1	40	10.0
Bogdanovic	4	0	51	7	24	.292	6	15	.400	4	7	.571	1	11	12	4	3	0	0	1	1	24	6.0
Robinson	3	0	60	4	8	.500	0	0	---	3	6	.500	13	10	23	2	7	0	1	2	4	11	3.7
Achiuwa	2	0	30	2	7	.286	0	0	---	1	2	.500	4	3	7	2	4	0	0	2	5	5	2.5
KNICKERBOCKERS	4	-	960	154	358	.430	47	125	.376	71	96	.740	61	124	185	88	79	0	16	41	27	426	106.5
OPPONENTS	4	-	960	142	322	.441	49	135	.363	89	106	.840	36	119	155	90	84	0	22	42	26	422	105.5

PLAYER	-- SINGLE-GAME HIGHS --							----- AVERAGE PER GAME -----							--CAREER HIGHS (C=SET, T=TIED THIS SEASON)--						
	MIN	REB	AST	ST	TO	BL	PTS	MIN	REB	AST	STL	TO	BLK	PTS	FG	FGA	FT	FTA	REB	AST	PTS
Brunson	45	8	13	1	5	1	47	42.1	5.3	9.0	0.25	2.8	0.25	33.0	18C	34C	10T	12T	9	13C	47C
Hart	48	17	6	2	5	3	22	44.7	12.8	4.0	1.00	2.3	1.25	16.8	8T	16T	8C	10C	17C	9	22C
Anunoby	47	14	2	1	1	3	17	38.5	6.5	0.8	0.50	0.8	1.25	13.5	10	18	6	9	14C	4	26
McBride	28	4	4	1	1	0	21	24.4	2.5	1.8	0.75	0.5	0.00	12.8	7C	12C	2C	3C	4C	4C	21C
Hartenstein	30	8	4	1	3	3	14	25.5	5.8	2.5	0.25	1.3	1.25	10.5	7C	12C	4T	4T	9	5	14C
DiVincenzo	37	4	3	2	2	1	19	29.5	3.0	2.0	1.00	1.0	0.25	10.0	6	12	5T	6	10	8	19C
Bogdanovic	25	7	2	0	1	1	13	12.7	3.0	1.0	0.00	0.3	0.25	6.0	11	21	9	10	10	5	32
Robinson	30	12	1	1	1	4	8	20.0	7.7	0.7	0.33	0.7	1.33	3.7	6	9	4	8	18	3	13
Achiuwa	20	7	2	0	1	4	4	15.0	3.5	1.0	0.00	1.0	2.50	2.5	9	11	2	4	7T	3	20
KNICKERBOCKERS	48	55	27	6	12	11	114	240.0	46.3	22.0	4.00	10.3	6.75	106.5	57	131	51	64	87	43	135
OPPONENTS	48	44	26	8	11	8	125	240.0	38.8	22.5	5.50	10.5	6.50	105.5	63	120	47	66	80	46	157



PRESENTED BY  INTEGR8

2023-24 76ERS STARTING LINEUPS INCLUDING POSTSEASON

1)	Harris	Tucker	Embiid	Melton	Maxey	2-1
2)	Oubre Jr.	Harris	Embiid	Melton	Maxey	6-0
3)	Batum	Harris	Embiid	Melton	Maxey	10-2
4)	Covington	Harris	Embiid	Melton	Maxey	1-2
5)	Batum	Harris	Morris Sr.	Melton	Maxey	0-2
6)	Harris	Morris Sr.	Reed	Melton	Beverley	0-1
7)	Morris Sr.	Harris	Embiid	Oubre Jr.	Maxey	1-0
8)	Oubre Jr.	Harris	Reed	Melton	Maxey	2-2
9)	Batum	Harris	Embiid	Oubre Jr.	Maxey	6-1
10)	Batum	Morris Sr.	Reed	Oubre Jr.	Maxey	0-1
11)	Batum	Harris	Reed	Melton	Maxey	1-1
12)	Oubre Jr.	Batum	Embiid	Beverley	Maxey	0-1
13)	Batum	Morris Sr.	Reed	Oubre Jr.	Beverley	0-1
14)	Batum	Harris	Reed	Oubre Jr.	Beverley	0-1
15)	House Jr.	Harris	Embiid	Oubre Jr.	Beverley	0-1
16)	House Jr.	Harris	Reed	Oubre Jr.	Maxey	1-1
17)	House Jr.	Morris Sr.	Reed	Oubre Jr.	Maxey	0-1
18)	Oubre Jr.	Harris	Reed	Springer	Maxey	0-1
19)	Hield	Harris	Reed	Oubre Jr.	Payne	0-1
20)	Oubre Jr.	Harris	Reed	Hield	Maxey	2-1
21)	Oubre Jr.	Martin	Reed	Hield	Maxey	1-1
22)	Batum	Harris	Reed	Hield	Maxey	1-1
23)	Hield	Harris	Bamba	Lowry	Maxey	2-0
24)	Hield	Harris	Bamba	Payne	Lowry	0-1
25)	Batum	Harris	Reed	Hield	Payne	0-1
26)	Oubre Jr.	Harris	Bamba	Hield	Lowry	0-1
27)	Oubre Jr.	Harris	Bamba	Lowry	Payne	2-0
28)	Oubre Jr.	Harris	Bamba	Lowry	Maxey	1-5
29)	Oubre Jr.	Batum	Bamba	Lowry	Maxey	2-1
30)	Oubre Jr.	Harris	Bamba	Hield	Maxey	1-0
31)	Batum	Harris	Bamba	Lowry	Maxey	0-1
32)	Oubre Jr.	Harris	Embiid	Lowry	Payne	1-0
33)	Oubre Jr.	Batum	Embiid	Lowry	Maxey	2-0
34)	Batum	Oubre Jr.	Reed	Payne	Maxey	1-0
35)	Batum	Harris	Embiid	Oubre Jr.	Payne	1-0
36)	Oubre Jr.	Harris	Embiid	Lowry	Maxey	3-3*

*Most recent starting lineup



PRESENTED BY  INTEGR8

2023-24 76ERS MILESTONE TRACKER (REGULAR SEASON)

Player	Milestone	Needed
Nicolas Batum	1,000 Steals	24
Mo Bamba	500 Blocks	73
Robert Covington	1,000 Steals	61
Joel Embiid	500 Three-Pointers Made	Accomplished 4/6/24 at MEM
Joel Embiid	4,500 Rebounds	Accomplished 11/12/23 vs. IND
Tobias Harris	15,000 Points	439
Tobias Harris	100 Blocks	20
Buddy Hield	200 Blocks	Accomplished 3/18/24 vs. MIA
Buddy Hield	2,000 Made Three-Pointers	81
Buddy Hield	10,000 Points	233
Kyle Lowry	1,500 Steals	35
Kyle Lowry	5,000 Rebounds	111
Tyrese Maxey	1,000 Assists	Accomplished 3/12/24 at NYK
Tyrese Maxey	500 Three-Pointers Made	Accomplished 3/16/24 vs. CHO
Tyrese Maxey	500 Made Free Throws	Accomplished 11/15/23 vs. BOS
De'Anthony Melton	500 Three-Pointers Made	Accomplished 12/6/23 at WAS
De'Anthony Melton	500 Steals	5
Kelly Oubre Jr.	1,000 Three-Pointers Made	92
Paul Reed	500 Points	Accomplished 10/29/23 vs. POR
Paul Reed	100 Steals	Accomplished 12/18/23 vs. CHI
Paul Reed	100 Blocks	Accomplished 12/30/23 at CHI



76 GAME NOTES
PRESENTED BY INTEGR8

2023-24 76ERS REGULAR SEASON TOP-10 RANKS

STAT	LEAGUE RANK		PLAYER	STAT	LEAGUE RANK
FTM/G	1 st (19.6)		Joel Embiid	FTM/G	1 st (10.2)
STL/G	1 st (8.5)		Joel Embiid	FGM/G	1 st (11.5)
TOT FTM	1 st (1,586)		Joel Embiid	TOT FTM	10 th (399)
TOT STL	1 st (686)		Joel Embiid	Triple-doubles	T-10 th (2)
TOV/G	2 nd (12.0)		Kyle Lowry	Charges Drawn/G	3 rd (0.32)
TOT TOV	2 nd (970)		Kyle Lowry	TOT Charges Drawn	T-6 th (19)
TOV%	2 nd (12.1)		Kyle Lowry	Charges Drawn/36	9 th (0.41)
OPP PTS Off TOV	2 nd (14.3)		Tyrese Maxey	MIN/G	2 nd (37.6)
FT%	2 nd (82.6)		Tyrese Maxey	Assist/TOV	9 th (3.78)
OPP TOV%	4 th (14.9)		Paul Reed	Loose Balls Recovered/36	T-3 rd (1.5)
2 nd Chance Points/G	6 th (15.0)		Paul Reed	OREB%	T-9 th (11.6)
BLK/G	7 th (6.0)		Paul Reed	DFL/36	6 th (3.8)
FB PTS	7 th (15.6)				
TOT BLKS	7 th (486)				
Assist/TOV	7 th (2.07)				
OREB/G	9 th (11.0)				
TOT OREB	9 th (893)				
NET Rating	10 th (2.9)				



76 GAME NOTES
PRESENTED BY INTEGR8

Reflected in the below chart is how many times each 76er has led the team in points, rebounds, assists, steals or blocks in a single game this season. Within the parentheses are instances of ties in the corresponding category. For example, Embiid: 2 (1) means that Joel has led the team in blocks twice and in one of those games he was tied with another player for the team high.

2023-24 TEAM LEADERS (INCLUDES POSTSEASON)					
PLAYER	PTS	REBS	AST	STL	BLK
Bamba		6 (3)		3 (3)	16 (11)
Batum		3 (1)	1 (1)	11 (7)	13 (11)
Bazley					
Beverley	1	1	5	4 (4)	9 (6)
Council IV	1	1		2 (1)	1 (1)
Covington		1	1	6 (3)	5 (5)
Dowtin Jr.			1	1 (1)	
Embiid	35 (2)	37 (1)	16 (3)	13 (7)	23 (12)
Harden					
Harris	6 (2)	15 (4)	7 (3)	11 (7)	11 (6)
Hield	1 (1)		3 (1)	4 (2)	3 (3)
House Jr.				3 (2)	
Korkmaz			1	1 (1)	2 (2)
Lofton Jr.					
Lowry	1		9 (1)	8 (6)	1 (1)
Martin		2 (1)	1	1 (1)	4 (4)
Maxey	33 (5)	1	45 (9)	14 (11)	8 (7)
Melton	1 (1)	1 (1)	1	13 (7)	7 (6)
Morris Sr.	1 (1)	3 (1)			4 (3)
Oubre Jr.	11 (1)	5 (3)	2 (1)	18 (12)	15 (10)
Payne		1	2	3 (2)	5 (5)
Petrušev					
Reed	1	18 (6)	2 (1)	15 (11)	28 (16)
Smart					
Smith			1 (1)	2 (2)	
Springer				5 (3)	3 (2)
Tucker		1 (1)		1 (1)	
Wilson					1



76 GAME NOTES
PRESENTED BY INTEGR8

Represented in the chart below is each time a 76er reached one of the listed plateaus in a single game this season.

2023-24 OUTSTANDING PERFORMERS (INCLUDES POSTSEASON)									
PLAYER	10+ PTS	20+ PTS	30+ PTS	10+ REBS	10+ AST	3+ STL	3+ BLK	DBL-DBL	TRP-DBL
Bamba	6			2			8	1	
Batum	8	1		1		5	2		
Bazley									
Beverley	11	1			1			1	
Council IV	8			1		1		1	
Covington	3					4			
Dowtin Jr.	3					1			
Embiid	44	43	33	32	3	6	8	33	2
Harden									
Harris	61	26	4	10		10	3	9	
Hield	19	4			1	2		1	
House Jr.	4					1			
Korkmaz	3								
Lofton Jr.									
Lowry	8	1			2			2	
Martin	6			1				1	
Maxey	71	59	24	1	9	8	1	10	
Melton	22	4	1			8			
Morris Sr.	11								
Oubre Jr.	54	19	2	4		8	4	4	
Payne	14	3		1		1		1	
Petrušev									
Reed	23	1	1	8		5	5	7	
Smart									
Smith	1					1			
Springer	3					2			
Tucker									
Wilson	1								

2023-24 INDIVIDUAL & OPPONENT SINGLE-GAME HIGHS (INCLUDES POSTSEASON)


	INDIVIDUAL	INDIVIDUAL OPPONENT	76ERS	OPPOSING TEAM
MIN	53:57, Tyrese Maxey at SAS 4/7/24 2OT	48:36, Tre Jones at SAS 4/7/24 2OT	290:00, at SAS 4/7/24 2OT	290:00, at SAS 4/7/24 2OT
FG	24, Joel Embiid vs. SAS 1/22/24	18, Jalen Brunson vs. NYK 4/28/24	53, at CHA 12/16/23 53, vs. IND 11/12/23	53, at IND 1/25/24
FGA	41, Tyrese Maxey at SAS 4/7/24 2OT 41, Joel Embiid vs. SAS 1/22/24	34, Jalen Brunson vs. NYK 4/28/24	114, at SAS 4/7/24 2OT	104, vs. ATL 12/8/23
3FG	7, Tyrese Maxey at UTA 2/1/24 7, Tyrese Maxey vs. IND 11/12/23 7, Tyrese Maxey at TOR 10/28/23	9, Grayson Allen at PHO 3/20/24	24, at TOR 3/31/24	20, vs. BKN 2/3/24
3FGA	14, Tyrese Maxey at MIA 4/4/24	15, Grayson Allen at PHO 3/20/24	46, vs. MIL 2/25/24 46, vs. WAS 12/11/23 46, vs. LAL 11/27/23	51, vs. BKN 2/3/24
FT	21, Joel Embiid vs. SAS 1/22/24	17, Damian Lillard at MIL 10/26/23	37, at OKC 11/25/23	34, at BOS 2/27/24
FTA	23, Joel Embiid vs. SAS 1/22/24	18, Giannis Antetokounmpo at MIL 3/14/24	45, at OKC 11/25/23	42, at ATL 1/10/24 OT
OREB	9, Joel Embiid vs. SAS 1/22/24	11, Nikola Jokic vs. DEN 1/16/24	23, vs. IND 11/12/23	23, at NYK 4/20/24 23, vs. SAC 1/12/24 23, vs. ATL 12/8/23
DREB	15, Joel Embiid vs. CHI 1/2/24 15, Joel Embiid at CHA 12/16/23	20, Andre Drummond at CHI 12/30/23	44, vs. BOS 11/8/23	47, at BOS 2/27/24
REBS	18, Joel Embiid vs. SAS 1/22/24	23, Andre Drummond at CHI 12/30/23	56, vs. BOS 11/8/23	59, at SAS 4/7/24 2OT
AST	11, Tyrese Maxey at MIA 4/4/24 11, Tyrese Maxey at CLE 3/29/24 11, Patrick Beverley at DEN 1/27/24 11, Joel Embiid vs. LAL 11/27/23 11, Tyrese Maxey at DET 11/10/23 11, Tyrese Maxey vs. WAS 11/6/23	17, Tyrese Haliburton vs. IND 11/12/23	38, vs. CHO 3/1/24	39, at WAS 12/6/23
STL	5, Kelly Oubre Jr. at NYK 4/20/24 5, De'Anthony Melton vs. WAS 12/11/23 5, Robert Covington at BOS 12/1/23	5, Jimmy Butler vs. MIA 4/17/24	17, vs. DET 12/15/23	12, vs. MIA 4/17/24
BLK	6, Joel Embiid vs. POR 10/29/23	7, Victor Wembanyama at SAS 4/7/24 2OT	17, vs. POR 10/29/23	12, at PHO 3/20/24 12, vs. PHO 11/4/23
TO	8, Joel Embiid at MEM 4/6/24 8, Joel Embiid at GSW 1/30/24	8, LeBron James at LAL 3/22/24	21, at NOP 11/29/23	25, at SAS 4/7/24 2OT
PTS	70, Joel Embiid vs. SAS 1/22/24	47, Jalen Brunson vs. NYK 4/28/24	146, vs. WAS 12/11/23 146, vs. WAS 11/6/23	139, at ATL 1/10/24 OT



76 GAME NOTES
PRESENTED BY INTEGR8

2023-24 QUARTER-BY-QUARTER HIGHS (INCLUDES POSTSEASON)		
76ERS		OPPONENT
	FIRST QUARTER	
24, Joel Embiid vs. SAS 1/22/24	POINTS	17, Keegan Murray at SAC 3/25/24
9, Joel Embiid at CHA 12/16/23	REBOUNDS	9, Anthony Davis at LAL 3/22/24 9, Andre Drummond at CHI 12/30/23
6, Patrick Beverley at DEN 1/27/24	ASSISTS	5, Luka Doncic at DAL 3/3/24 5, Jayson Tatum at BOS 2/27/24 5, Caris LeVert vs. CLE 2/12/24 5, Jalen Johnson vs. ATL 2/9/24 5, Pascal Siakam at IND 1/25/24
	SECOND QUARTER	
19, Tyrese Maxey at HOU 12/29/23	POINTS	19, Bojan Bogdanovic vs. NYK 2/22/24
7, Joel Embiid at MEM 4/6/24 7, Paul Reed vs. MIA 2/14/24	REBOUNDS	8, Kevin Love at MIA 4/4/24
6, Tyrese Maxey vs. WAS 11/6/23	ASSISTS	7, James Harden at LAC 3/24/24
	FIRST HALF	
34, Joel Embiid vs. SAS 1/22/24	POINTS	23, Jalen Brunson vs. NYK 4/28/24
11, Joel Embiid at DET 11/10/23	REBOUNDS	12, Nic Claxton vs. BKN 2/3/24
8, Tyrese Maxey at CLE 2/12/24 8, Patrick Beverley at DEN 1/27/24 8, Tyrese Maxey at BKN 11/19/23	ASSISTS	8, James Harden at LAC 3/24/24 8, Devin Booker at PHO 3/20/24 8, Josh Hart at NYK 3/12/24 8, Trae Young vs. ATL 2/9/24 8, Trae Young at ATL 1/10/24 OT 8, Deni Avdija at WAS 12/6/23
	THIRD QUARTER	
29, Joel Embiid vs. WAS 11/6/23	POINTS	21, Cam Thomas vs. BKN 2/3/24
7, Joel Embiid vs. CHI 1/2/24 7, Joel Embiid vs. LAL 11/27/23	REBOUNDS	7, Jayson Tatum vs. BOS 11/8/23
6, Tyrese Maxey vs. NYK 4/25/24	ASSISTS	9, Tyrese Haliburton vs. IND 11/12/23
	FOURTH QUARTER	
18, Tyrese Maxey at SAS 4/7/24 2OT	POINTS	20, Scoot Henderson at POR 1/30/24
8, KJ Martin at PHO 3/20/24	REBOUNDS	7, Jake LaRavia vs. MEM 3/6/24 7, Clint Capela vs. ATL 12/8/23
5, Tyrese Maxey at CLE 3/29/24 5, Terquavion Smith at IND 1/25/24	ASSISTS	6, Tyrese Haliburton vs. IND 11/14/23
	SECOND HALF	
36, Joel Embiid vs. SAS 1/22/24	POINTS	28, Cam Thomas vs. BKN 2/3/24
10, KJ Martin at PHO 3/20/24	REBOUNDS	12, Andre Drummond at CHI 12/30/23
9, Tyrese Maxey at CLE 3/29/24	ASSISTS	13, Tyrese Haliburton vs. IND 11/12/23
	OVERTIME	
5, Ricky Council IV at SAS 4/7/24 2OT	POINTS	7, Jalen Johnson at ATL 1/10/24 OT
3, Joel Embiid vs. CLE 11/21/23 OT	REBOUNDS	3, Victor Wembanyama at SAS 4/7/24 2OT 3, Onyeka Okongwu at ATL 1/10/24 OT 3, Jarrett Allen vs. CLE 11/21/23 OT
3, Tyrese Maxey vs. CLE 11/21/23 OT	ASSISTS	2, Devonte' Graham at SAS 4/7/24 2OT

2023-24 QUARTER-BY-QUARTER TEAM HIGHS (INCLUDES POSTSEASON)		
76ERS		OPPONENT
	FIRST QUARTER	
43, vs. CHI 1/2/24	POINTS	44, at BOS 12/1/23
43, vs. WAS 12/11/23	REBOUNDS	21, at PHO 3/20/24
19, at DET 12/13/23	ASSISTS	13, vs. BKN 2/3/24
13, vs. CHI 1/2/24		
	SECOND QUARTER	
42, vs. DEN 1/16/24	POINTS	45, vs. ATL 12/8/23
42, vs. WAS 11/6/23	REBOUNDS	20, at SAS 4/7/24 2OT
18, vs. BOS 11/8/23	ASSISTS	13, at WAS 12/6/23
15, vs. WAS 11/6/23		
	FIRST HALF	
78, vs. DEN 1/16/24	POINTS	78, vs. DEN 1/16/24
33, vs. LAC 3/27/24	REBOUNDS	34, at PHO 3/20/24
21, vs. WAS 11/6/23	ASSISTS	22, vs. ATL 2/9/24 22, at WAS 12/6/23
	THIRD QUARTER	
45, vs. WAS 11/6/23	POINTS	43, vs. GSW 2/7/24
16, vs. DAL 2/5/24	REBOUNDS	17, vs. UTA 1/6/24 17, at BOS 12/1/23
16, at OKC 11/25/23	ASSISTS	11, vs. IND 11/12/23
16, vs. BOS 11/6/23		
12, vs. NYK 4/25/24		
	FOURTH QUARTER	
41, at HOU 12/29/23	POINTS	41, vs. DAL 2/5/24 41, at OKC 11/25/23
17, vs. LAL 11/27/23	REBOUNDS	19, vs. MEM 3/6/24 19, at DEN 1/27/24
17, vs. IND 11/12/23	ASSISTS	14, vs. DAL 2/5/24
11, at NOP 11/29/23		
	SECOND HALF	
72, vs. IND 11/14/23	POINTS	79, vs. GSW 2/7/24
30, vs. DET 12/15/23	REBOUNDS	34, vs. MEM 3/6/24
30, vs. LAL 11/27/23	ASSISTS	19, at PHO 3/20/24
30, vs. IND 11/12/23		
19, at WAS 12/6/23		
	OVERTIME	
12, at SAS 4/7/24 2OT	POINTS	14, at ATL 1/10/24 OT
5, at SAS 4/7/24 2OT	REBOUNDS	7, at ATL 1/10/24 OT 7, vs. CLE 11/21/23 OT
5, at ATL 1/10/24 OT	ASSISTS	4, vs. CLE 11/21/23 OT
4 at SAS 4/7/24 2OT		

2023-24 DELAWARE BLUE COATS (NBA G LEAGUE)	
	REGULAR SEASON RECORD: 19-15
	Last Game: L, 112-119 at Maine
	TEAM LEADERS: PTS/G: Terquavion Smith (23.1) REB/G: Melvin Frazier Jr. (7.4) AST/G: Jeff Downtin Jr. (5.4)



76 GAME NOTES
PRESENTED BY INTEGR8

LAST TIME A 76ER OR AN OPPONENT INDIVIDUAL HAD (REG. SEASON)...		
	76ERS	OPPONENTS
40-49 points	Joel Embiid (1/16/24 vs. DEN) - 41	Cam Thomas (2/3/24 vs. BKN) - 40
50+ points	Tyrese Maxey (4/4/24 at SAS) - 52	Bradley Beal (1/6/21 vs. WAS) - 60
15-19 rebounds	Joel Embiid (1/22/24 vs. SAS) - 18	Paolo Banchero (4/12/24 vs. ORL) - 15
20+ rebounds	Joel Embiid (4/9/22 vs. IND) - 20	Andre Drummond (12/30/23 at CHI) - 23
25+ rebounds	Andre Drummond (11/8/21 vs. NYK) - 25	Dwight Howard (4/15/06 vs. ORL) - 26
10+ offensive rebounds	Andre Drummond (1/31/22 vs. MEM) - 10 (OT)	Nikola Jokic (1/16/24 vs. DEN) - 11
15+ defensive rebounds	Joel Embiid (1/2/24 vs. CHI) - 15	Victor Wembanyama (4/7/24 at SAS) - 15
5+ blocks	Kelly Oubre Jr. (3/18/24 vs. MIA) - 5	Victor Wembanyama (4/7/24 at SAS) - 7
10+ blocks	Dikembe Mutombo (12/1/01 at CHI) - 10	Joakim Noah (2/28/13 vs. CHI) - 11
5+ steals	De'Anthony Melton (12/11/23 vs. WAS) - 5	Seth Curry (3/10/22 vs. BKN) - 5
10+ steals	N/A	Michael Finley (1/23/01 vs. DAL) - 10
15+ assists	Shake Milton (4/7/23 at ATL) - 16	Tyrese Haliburton (11/14/23 vs. IND) - 15
20+ assists	James Harden (3/6/23 at IND) - 20	Trae Young (4/7/23 at ATL) - 20
15+ field goals made	Tyrese Maxey (4/7/24 at SAS) - 19	Cam Thomas (4/9/23 at BKN) - 16
20+ field goals made	Joel Embiid (1/22/24 vs. SAS) - 24	Bradley Beal (1/6/21 vs. WAS) - 20
30+ field goals made	Wilt Chamberlain (12/16/67 at CHI) - 30	N/A
6+ 3-pointers made	Kelly Oubre Jr./Cam Payne (3/31/24 at TOR) - 6	Terry Rozier (4/4/24 at MIA) - 6
8+ 3-pointers made	De'Anthony Melton (12/9/22 vs. LAL OT) - 8	Grayson Allen (3/20/24 at PHO) - 9
15+ free throws made	Joel Embiid (1/22/24 vs. SAS) - 21	Damian Lillard (10/26/23 at MIL) - 17
15+ free throws attempted	Joel Embiid (1/22/24 vs. SAS) - 23	Giannis Antetokounmpo (3/14/24 at MIL) - 18
10+ turnovers	Ben Simmons (10/30/18 at TOR) - 11	Derrick Rose (3/28/11 vs. CHI) - 10
Triple-Double	Joel Embiid (1/2/24 vs. CHI) - 31 PTS, 15 REB, 10 AST	Domantas Sabonis (3/25/24 at SAC) - 11 PTS, 13 REB, 10 AST
20/20 Game (PTS/REBS)	Joel Embiid (4/9/22 vs. IND) - 41 PTS, 20 REBS	Giannis Antetokounmpo (2/6/20 at MIL) - 36 PTS, 20 REBS
30/20 Game (PTS/REBS)	Joel Embiid (4/9/22 vs. IND) - 41 PTS, 20 REBS	Giannis Antetokounmpo (2/6/20 at MIL) - 36 PTS, 20 REBS
20/15 Game (PTS/ASTS)	James Harden (1/12/23 vs. OKC) - 24 PTS, 15 ASTS	Tyrese Haliburton (11/14/23 vs. IND) - 33 PTS, 15 ASTS
Win/Loss at Buzzer	Joel Embiid (3/10/23 vs. POR) - FINAL: 120-119	Eric Gordon (10/25/17 vs. HOU) - FINAL: 105-104

76 GAME NOTES

PRESENTED BY  INTEGR8

LAST TIME THE 76ERS (REG. SEASON)...

Won by 20-29 pts	4/14/24 vs. BKN - 107-86
Won by 30+	12/16/23 at CHA - 135-82
Lost by 20-29 pts	2/25/24 vs. MIL - 119-98
Lost by 30+	1/5/24 vs. NYK - 128-92
Won 5+ straight	3/31/24 - 4/14/24 - W8
Won 10+ straight	3/15/18 - 4/11/18 - W16
Lost 5+ straight	11/8/21 - 11/16/21 - L5
Lost 10+ straight	3/29/17 - 10/21/17 - L11
Scored 40+ in a quarter	4/12/24 vs. ORL - 40 in 1Q
Came back from 20+ pts to win	3/10/23 vs. POR - Down 21 FINAL: 120-119

HEAD COACH NICK NURSE



Nick Nurse was named the 26th head coach in 76ers franchise history on June 1, 2023, and joined the club after 10 total seasons (five as an assistant and five as head coach) with the Toronto Raptors. His teams have posted a .610 postseason winning percentage, making him one of three active coaches with such a mark.

#5 MO BAMBA - 7-0 / 231 - Texas / USA - 5/12/98 - 5 Years Pro



LAST FIVE GAMES

Opponent	Date	W/L	MP	FG	FGA	3FG	3FGA	FT	FTA	OR	DR	TOT	AST	PF	STL	TO	BLK	PTS
vs. NYK	4/28	L	DNP - COACH'S DECISION															
vs. NYK	4/25	W	DNP - COACH'S DECISION															
at NYK	4/22	L	DNP - COACH'S DECISION															
at NYK	4/20	L	DNP - COACH'S DECISION															
vs. MIA	4/17	W	DNP - COACH'S DECISION															

PTS	23-24 Highs	Career Highs	OR	23-24 Highs	Career Highs
18, at MIA 12/25/23	32, at PHI 1/19/22	12, at PHI 1/19/22	5 (2), at SAC 3/25/24	7 (2), vs. CHA 11/14/22	
FGM	7, at MIA 12/25/23	17, at PHI 1/19/22	8 (3), vs. LAC 3/27/24	15, at TOR 10/29/21	
9, vs. UTA 1/6/24	7, at PHI 1/19/22	9, at PHI 1/19/22	10, vs. DAL 2/5/24	18 (2), vs. TOR 11/29/21	
3FG	3, at MIA 12/25/23	8, vs. BOS 5/5/21	3 (2), vs. CLE 2/23/24	6, vs. TOR 4/1/22	
4, at BOS 12/1/23	10, vs. BOS 5/5/21	8, vs. BOS 5/5/21	2 (4), at PHO 3/20/24	3 (2), vs. BOS 11/15/21	
3FGA	4, at DAL 3/3/24	10, vs. BOS 5/5/21	4 (2), vs. SAC 1/12/24	6 (2), vs. CLE 4/5/22	
4, at DAL 3/3/24			25:31, at MIA 12/25/23	39:26, at TOR 10/29/21	
FTM					
4 (2), at DAL 3/3/24					

PTS	Playoff Highs	OR	Playoff Highs
-	-	-	-
FGM	-	3, vs. MEM 4/28/23	
2, vs. MEM 4/28/23		3, vs. MEM 4/28/23	
3FG	-	1, vs. MEM 4/28/23	
-		1, vs. MEM 4/28/23	
3FGA	1, vs. MEM 4/28/23	STL	-
-		1, vs. MEM 4/28/23	
FTM	-	BLK	9:10, vs. MEM, 4/28/23
-		MIN	
FTA	-		
-			

76 GAME NOTES

PRESENTED BY INTEGR8

PRO CAREER FOLLOWING 2023-24 REGULAR SEASON: Has appeared in 332 NBA regular season games (99 starts) during his six-year career with Orlando, Los Angeles Lakers, and Philadelphia and has averaged 7.0 points, 5.5 rebounds, 1.3 blocks and 17.2 minutes while shooting 47.8-percent from the floor, 36.1-percent from three-point range and 68.1-percent from the foul line.

PERSONAL: Mohamed Bamba was born on May 12, 1998, in New York City, New York. He is a forward/center in the NBA. He is the son of proud parents Lancine Bamba and Aminata Johnson, who relocated from the Ivory Coast. Mohamed's ancestors were born and brought up in Mali. His older sibling, Sidiki Johnson, engaged in college basketball at Arizona, Providence, and Wabash Valley. An additional member of his household, separated brother Ibrahim Johnson, also played university basketball at numerous universities. Counting both Farmingdale State and Montevallo. Talking about his academic records he attended Cardigan Mountain School located in Canaan, New Hampshire. After graduating from the Mountain school Bamba joined Westtown School in Westtown, Pennsylvania. Upon successful completion of the high school degree, the basketball player attended the University of Texas for the higher studies degree. Bamba first showed his interest in basketball at the tender age of six, inspired by its popularity in his hometown.

#40 NICOLAS BATUM - 6-8 / 230 - Le Mans / France - 12/14/88 - 15 Years Pro



LAST FIVE GAMES																		
Opponent	Date	W/L	MP	FG	FGA	3FG	3FGA	FT	FTA	OR	DR	TOT	AST	PF	STL	TO	BLK	PTS
vs. NYK	4/28	L	21	0	3	0	1	1	2	3	4	7	1	3	0	1	0	1
vs. NYK	4/25	W	29	1	2	1	2	1	2	0	6	6	2	1	1	0	2	4
at NYK	4/22	L	33	2	5	2	4	0	0	1	4	5	1	3	0	0	0	6
at NYK	4/20	L	26	1	4	1	4	0	0	0	2	2	1	0	0	1	1	3
vs. MIA	4/17	W	28	7	12	6	10	0	0	2	3	5	0	2	0	2	1	20

	23-24 Highs	Career Highs		23-24 Highs	Career Highs
PTS	19, at TOR 3/31/24	35, vs. HOU 11/16/12	OR	4 (2), vs. SAS 1/22/24	7, at GSW 12/25/10
FGM	7, at TOR 3/31/24	13, vs. HOU 11/16/12	DR	9, at DAL 3/3/24	17, vs. ATL 3/5/14
FGA	8 (2), at TOR 3/31/24	24, vs. WAS 2/14/12	TR	11, at DAL 3/3/24	18 (2), at NOP 3/14/14
3FG	5, at TOR 3/31/24	9, vs. DEN 2/4/12	AST	7, at MIA 4/4/24	16, at ATL 3/15/18
3FGA	7, at SAS 4/7/24 2OT	15, vs. DEN 2/4/12	STL	4, vs. UTA 1/6/24	6, at HOU 11/3/12
FTM	4, at WAS 12/6/23	13, vs. OKC 1/4/17	BLK	3 (3), at ATL 1/10/24	5 (3), at IND 4/13/21
FTA	7, at WAS 12/6/23	15, vs. OKC 1/4/17	MIN	37:56, vs. MIA 3/18/24	47:26, vs. UTA 1/18/16
	Playoff Highs	Playoff Highs		Playoff Highs	
PTS	27, vs. MEM 4/25/15	OR	3 (6), vs. NYK 4/28/24		
FGM	11, vs. HOU 4/27/14	DR	13, vs. MEM 4/27/15		
FGA	23, vs. JIU 4/27/14	TR	14, vs. SAS 5/12/14		
3FG	6, vs. MEM 4/25/15	AST	8, vs. SAS 5/12/14		
3FGA	12, vs. MEM 4/25/15	STL	4 (2), at UTA 6/16/21		
FTM	7, at MIA 4/17/16	BLK	3, vs. UTA 6/18/21		
FTA	10, at MIA 4/17/16	MIN	48:56, vs. HOU 4/25/14		

PRO CAREER (FOLLOWING 2023-24 REGULAR SEASON): During a 15-year NBA career with, Portland, Charlotte, LA Clippers, and Philadelphia, Batum holds averages of 10.4 points (43.7 FG%, 36.6 3P%, and 83.2 FT%), 5.0 rebounds, and 3.3 assists, across 1,053 games (863 starts). Ranking 18th among active players in career steals with 976.

PERSONAL: The son of Richard and Sylvie Batum...Has one sister, Pauline...Father Richard played basketball professionally in France before passing away in 1991...With his mother and sister, created the Foundation Batum in an effort to assist pregnant women and women with children in Africa...Has been a member of the French National Team since 2009...Represented France in the 2012 Olympics, 2010 FIBA World Championships, 2014 FIBA World Cup and FIBA European Championships in 2009, 2011, 2013 and 2015...Led France to a gold medal in 2013 European Championships, silver medal in 2011 European Championships and bronze medals in 2014 FIBA World Cup and 2015 European Championships...Earned MVP honors after leading France to a gold medal at the European Under-18 Championships in 2006...Helped France to a bronze medal in the 2007 Under-19 World Championships...Scored 23 points on 9-for-13 shooting (including six dunks) for the World Team at the 2007 Nike Hoop Summit.

76 GAME NOTES

PRESENTED BY INTEGR8

#16 RICKY COUNCIL IV - 6-6 / 207 - Arkansas / USA - 8/3/01 - Rookie



LAST FIVE GAMES																		
Opponent	Date	W/L	MP	FG	FGA	3FG	3FGA	FT	FTA	OR	DR	TOT	AST	PF	STL	TO	BLK	PTS
vs. NYK	4/28	L	DNP - COACH'S DECISION															
vs. NYK	4/25	W	DNP - COACH'S DECISION															
at NYK	4/22	L	DNP - COACH'S DECISION															
at NYK	4/20	L	DNP - COACH'S DECISION															
vs. MIA	4/17	W	DNP - COACH'S DECISION															

	23-24/Career Highs		23-24/Career Highs
PTS	19, at WAS 2/10/24	OR	5, at WAS 2/10/24
FGM	7, at WAS 2/10/24	DR	5, at WAS 2/10/24
FGA	13, at WAS 2/10/24	TR	10, at WAS 2/10/24
3FG	2, at PHO 3/20/24	AST	3, at SAS 4/7/24 2OT
3FGA	4, vs. MIA 2/14/24	STL	4, at SAS 4/7/24 2OT
FTM	8, vs. GSW 2/7/24	BLK	1, at NYK 3/12/24
FTA	8 (2), at WAS 2/10/24	MIN	29:11, at WAS 2/10/24

PRO CAREER (Following 2023-24 Regular Season): Appeared in 32 NBA games during his rookie season. Averaging 9.0 minutes a game, he would hold averages of 5.4 points (48.2 FG%, 37.5% 3P, and 74.6% FT), 1.4 rebounds, and 0.3 steals. On February 10th, Council IV posted his first career double-double against Washington, with a career-high 19 points and 10 rebounds.

PERSONAL: The son of Rick and Ruth Council — has 2 older brothers, Ricky II & Ricky III...Was the 2022 American Athletic Conference Sixth Man of the Year and made the 2021 AAC All-Freshman Team ... Teammates with former Razorback Trey Wade at Wichita State in 2020-21 and the duo helped the Shockers win the AAC regular-season title and earn an NCAA Tournament berth.

#33 ROBERT COVINGTON - 6-7 / 209 - Tennessee State / USA - 12/14/90 - 10 Years Pro



LAST FIVE GAMES																		
Opponent	Date	W/L	MP	FG	FGA	3FG	3FGA	FT	FTA	OR	DR	TOT	AST	PF	STL	TO	BLK	PTS
vs. NYK	4/28	L	INACTIVE - LEFT KNEE; BONE BRUISE															
vs. NYK	4/25	W	INACTIVE - LEFT KNEE; BONE BRUISE															
at NYK	4/22	L	INACTIVE - LEFT KNEE; BONE BRUISE															
at NYK	4/20	L	INACTIVE - LEFT KNEE; BONE BRUISE															
vs. MIA	4/17	W	INACTIVE - LEFT KNEE; BONE BRUISE															

	23-24 Highs	Career Highs		23-24 Highs	Career Highs
PTS	18, at BOS 12/1/23	43, vs. MIL 4/1/22	OR	4, at ATL 11/17/23	7, vs. TOR 12/14/16
FGM	6, vs. BOS 11/15/23	15, vs. MIL 4/1/22	DR	6, at DET 12/13/23	15, at BOS 2/29/20
FGA	13, vs. BOS 11/15/23	24, vs. MIL 4/1/22	TR	7 (4), at NOP 11/29/23	16, at BOS 2/29/20
3FG	4, at NOP 11/29/23	11, vs. MIL 4/1/22	AST	3 (2), at ATL 11/17/23	9, at LAL 2/2/22
3FGA	6, at BOS 12/1/23	18, vs. MIL 4/1/22	STL	5, at BOS 12/1/23	8, vs. HOU 11/27/15
FTM	7, at BOS 12/1/23	12, vs. MIL 4/13/15	BLK	2 (2), at MIN 11/22/23	6, vs. OKC 2/16/21
FTA	7, at BOS 12/1/23	13, vs. MIL 4/13/15	MIN	37:12, vs. BOS 11/15/23	48:37, vs. OKC 12/15/17
	Playoff Highs	Playoff Highs		Playoff Highs	
PTS	22, at BOS 5/3/18	22, at BOS 5/3/18	OR	4, at BOS 5/3/18	
FGM	8 (2), vs. OKC 8/29/20	8 (2), vs. OKC 8/29/20	DR	9, vs. DEN 5/29/21	
FGA	15 (2), vs. OKC 9/20/20	15 (2), vs. OKC 9/20/20	TR	11 (2), at DEN 6/1/21	
3FG	6 (2), vs. OKC 9/2/20	6 (2), vs. OKC 9/2/20	AST	4 (4), vs. DEN 5/27/21	
3FGA	11 (2), vs. OKC 9/2/20	11 (2), vs. OKC 9/2/20	STL	5, at OKC 8/31/20	
FTM	6, at DEN 6/1/21	6, at DEN 6/1/21	BLK	3 (3), vs. OKC 9/2/20	
FTA	6, at DEN 6/1/21	6, at DEN 6/1/21	MIN	43:46, at DEN 6/1/21	

PRO CAREER (FOLLOWING 2023-24 REGULAR SEASON): Former NBA All-Defensive First team recipient during the (2017-2018) season, Covington has appeared in 614 games (466 starts) across his 10-year career. Holding averages of 10.8 points (40.9 FG%, 36.3 3P%, and 81.1 FT%), 5.5 rebounds, 1.5 steals, and 0.9 blocks.

76 GAME NOTES

PRESENTED BY INTEGR8

PERSONAL: Son of Dennis Covington and Teresa Bryant...Majored in Human Performance and Sports Science at Tennessee State...Led Proviso West High School (near Chicago) to the West Suburban championship as a senior, earning conference Player of the Year honors in the process...Loves reptiles and has pet snakes, geckos and bearded dragons.

#11 JEFF DOWTIN JR. - 6-3 / 177 - Rhode Island / USA - 5/10/97 - 2 Years Pro



LAST FIVE GAMES																		
Opponent	Date	W/L	MP	FG	FGA	3FG	3FGA	FT	FTA	OR	DR	TOT	AST	PF	STL	TO	BLK	PTS
vs. NYK	4/28	L	DNP - COACH'S DECISION															
vs. NYK	4/25	W	DNP - COACH'S DECISION															
at NYK	4/22	L	DNP - COACH'S DECISION															
at NYK	4/20	L	DNP - COACH'S DECISION															
vs. MIA	4/17	W	DNP - COACH'S DECISION															

	23-24 Highs	Career Highs		23-24 Highs	Career Highs
PTS	12, at PHO 3/20/24	12, at PHO 3/20/24	OR	1 (3), at MEM 4/6/24	3, at CLE 3/28/22
FGM	4 (3), at MEM 4/6/24	4 (4), at MEM 4/6/24	DR	4, at MEM 4/6/24	4 (3), at MEM 4/6/24
FGA	7, vs. MEM 3/6/24	9, vs. BKN 11/23/22	TR	5, at MEM 4/6/24	6, at CLE 3/28/22
3FG	2 (3), at MEM 4/6/24	2 (4), at MEM 4/6/24	AST	6 (2), vs. DET 4/9/24	6 (2), vs. DET 4/9/24
3FGA	4, vs. MEM 3/6/24	4, vs. MEM 3/6/24	STL	3, vs. MEM 3/6/24	3 (2), vs. MEM 3/6/24
FTM	2, at PHO 3/20/24	2 (4), at PHO 3/20/24	BLK	1, vs. MEM 3/6/24	1 (5), vs. MEM 3/6/24
FTA	2, at PHO 3/20/24	3, vs. DET 3/24/23	MIN	23:58, vs. MEM 3/6/24	30:04, at OKC 3/23/22

PRO CAREER (FOLLOWING 2023-24 REGULAR SEASON): Holds career averages of 2.9 points (44.5 FG%, 34.1 3P%, 73.3 FT%), 1.3 rebounds, 1.5 assists and 11.1 minutes in 46 games over 3 NBA seasons with Philadelphia, Golden State, Milwaukee, Orlando, and Toronto.

PERSONAL: A Washington D.C.-area native...Spent four seasons playing collegiately at Rhode Island. As a senior in 2019-20, he posted 13.9 points, 3.5 rebounds, 3.2 assists, and 1.3 steals in 35.6 minutes per game across 29 contests (all starts)...The Rams appeared in two NCAA Tournaments during Downtin Jr.'s tenure (2017 and 2018).

#21 JOEL EMBIID - 7-0 / 280 - Kansas / Cameroon - 3/16/94 - 7 Years Pro



LAST FIVE GAMES																		
Opponent	Date	W/L	MP	FG	FGA	3FG	3FGA	FT	FTA	OR	DR	TOT	AST	PF	STL	TO	BLK	PTS
vs. NYK	4/28	L	44	7	19	1	6	12	14	0	10	10	6	3	3	4	2	27
vs. NYK	4/25	W	41	13	19	5	7	19	21	1	7	8	4	3	0	3	1	50
at NYK	4/22	L	39	12	29	2	9	8	12	5	5	10	6	2	0	2	1	34
at NYK	4/20	L	37	8	22	2	8	11	12	3	5	8	6	3	2	2	0	29
vs. MIA	4/17	W	38	6	17	2	4	9	10	3	12	15	5	3	1	3	0	23

	23-24 Highs	Career Highs		23-24 Highs	Career Highs
PTS	70, vs. SAS 1/22/24	70, vs. SAS 1/22/24	OR	9, vs. SAS 1/22/24	9 (3), vs. SAS 1/22/24
FGM	24, vs. SAS 1/22/24	24, vs. SAS 1/22/24	DR	15 (2), vs. CHI 1/2/24	18, at WAS 12/5/19
FGA	41, vs. SAS 1/22/24	41, vs. SAS 1/22/24	TR	18, vs. SAS 1/22/24	22, vs. BOS 3/20/19
3FG	5, vs. NYK 4/25/24	6, at POR 12/28/17	AST	11, vs. LAL 11/27/23	13, vs. MIL 4/4/19
3FGA	7, at MIL 10/26/23	13, at MIL 3/17/19	STL	4, at ORL 1/19/24	5 (2), vs. DAL 3/18/22
FTM	21, vs. SAS 1/22/24	23, at NYK 2/27/22	BLK	6, vs. POR 10/29/23	7 (2), vs. UTA 11/13/22
FTA	23, vs. SAS 1/22/24	27, at NYK 2/27/22	MIN	41:02, vs. CLE 11/21/23 OT	48:39, vs. OKC 12/15/17
	Playoff Highs	Playoff Highs		Playoff Highs	
PTS	50, vs. NYK 4/25/24	50, vs. NYK 4/25/24	OR	7, at ATL 6/18/21	
FGM	14, at WAS 5/29/21	14, at WAS 5/29/21	DR	19, at ATL 6/14/21	
FGA	29, at NYK 4/22/24	29, at NYK 4/22/24	TR	21, at ATL 6/14/21	
3FG	5, vs. NYK 4/25/24	5, vs. NYK 4/25/24	AST	8, at ATL 6/11/21	
3FGA	9, at NYK 4/22/24	9, at NYK 4/22/24	STL	3 (3) vs. NYK 4/28/24	
FTM	19, vs. NYK 4/25/24	19, vs. NYK 4/25/24	BLK	6, at BRK 4/20/19	
FTA	21, vs. NYK 4/25/24	21, vs. NYK 4/25/24	MIN	46:12, vs. BOS 5/7/23	

76 GAME NOTES

PRESENTED BY INTEGR8

PRO CAREER (FOLLOWING 2023-24 REGULAR SEASON): Holds career averages of 27.9 points which ranks second among active NBA players and fourth in NBA history (50.4 FG%, 34.1 3FG%, 82.6 FT%), 11.2 rebounds, 3.6 assists and 31.9 minutes in 433 games (all starts) over seven NBA seasons with Philadelphia... Joined Hall of Famer as only NBA players to average over one point per minute across 39 appearances in 2023-24... A seven-time NBA All-Star (2017-23), five-time All-NBA selection (2017-18, 2018-19, 2020-21, 2021-22, 2022-23), three-time All-Defensive Team selection (2017-18, 2018-19, 2020-21) and 2016-17 All-Rookie team member.

PERSONAL: Native of Cameroon... Son of Thomas and Christine Embiid... Has a younger sister, Muriel... Grew up playing mostly volleyball and soccer... According to reports, Luc Richard Mbah a Moute spotted him at a camp in Cameroon in 2011 and influenced his decision to come play high school basketball in the United States... Played his senior year at The Rock School in Gainesville, Florida., averaging 13.0 points, 9.7 rebounds and 1.9 blocks... Played in both the Jordan Brand Classic and Nike Hoops Summit.

#12 TOBIAS HARRIS • 6-8 / 230 • Tennessee / USA • 7/15/92 • 12 Years Pro



LAST FIVE GAMES																		
Opponent	Date	W/L	MP	FG	FGA	3FG	3FGA	FT	FTA	OR	DR	TOT	AST	PF	STL	TO	BLK	PTS
vs. NYK	4/28	L	34	4	10	0	1	2	2	3	5	8	0	2	0	0	0	10
vs. NYK	4/25	W	33	4	10	0	2	0	0	2	3	5	0	0	0	0	1	8
at NYK	4/22	L	41	4	11	2	5	0	0	2	7	9	3	3	1	1	1	10
at NYK	4/20	L	31	3	7	1	4	0	0	0	9	9	2	4	0	2	0	7
vs. MIA	4/17	W	33	4	10	0	3	1	2	5	5	10	4	2	0	2	0	9

PTS	23-24 Highs 37, vs. SAC 1/12/24	Career Highs 39, vs. POR 12/17/18	OR	23-24 Highs 6, at GSW 1/30/24	Career Highs 7, vs. MIL 4/10/13
FGM	14, vs. SAC 1/12/24	15, vs. POR 12/17/18	DR	11, at LAL 3/22/24	19, vs. LAL 1/24/14
FGA	25, vs. SAC 1/12/24	29, at IND 8/1/20	TR	13, at LAL 3/22/24	20, vs. LAL 1/24/14
3FG	5 (3), vs. OKC 4/2/24	7 (2), at HOU 12/5/22	AST	7 (3), vs. ATL 2/9/24	10, at TOR 12/28/21
3FGA	9 (2), at CLE 3/29/24	11 (3), vs. CLE 11/12/19	STL	4 (2), at HOU 12/29/23	5 (3), at LAC 1/17/22
FTM	7 (2), at ATL 1/10/24 OT	13, at TOR 12/28/21	BLK	3 (4), at TOR 3/31/24	3 (20), vs. MIL 2/25/24
FTA	8, at MIN 11/22/23	14, at TOR 12/28/21	MIN	42:47, vs. CLE 11/21/23 OT	46:38, vs. CHI 2OT, 3/20/23
		Playoff Highs		Playoff Highs	
		PTS 37, vs. WAS 5/23/21	OR 8, vs. BOS 8/21/20		
		FGM 15, vs. WAS 5/23/21	DR 15, at BRK 4/18/19		
		FGA 29, vs. WAS 5/23/21	TR 16, at BRK 4/18/19		
		3FG 6, at BRK 4/18/19	AST 8 (2), vs. MIA 5/6/22		
		3FGA 13, vs. TOR 5/5/19	STL 4, vs. MIA 5/4/22		
		FTM 8, vs. WAS 6/2/21	BLK 3, vs. TOR 4/18/22		
		FTA 10, vs. WAS 6/2/21	MIN 46:44, at TOR 4/20/22		

PRO CAREER (FOLLOWING 2023-24 REGULAR SEASON): Holds career averages of 16.3 points (47.8 FG%, 36.8 3P%, 83.5 FT%), 6.2 rebounds, 2.4 assists and 31.7 minutes in 897 games (777 starts) over 13 NBA seasons with Philadelphia, the L.A. Clippers, Detroit, Orlando and Milwaukee.

PERSONAL: Full name is Tobias John Harris... Born on July 15, 1992 in Islip, NY... Parents are Torrel and Lisa Harris... Torrel, played college basketball at Duquesne and Murray State... Has three brothers, Tyler, T.J. and Terry, and two sisters, Tori and Tesia... Sister, Tesia, earned Third Team All-Colonial Athletic Association honors in 2009-10 playing basketball at the University of Delaware before transferring to St. John's... Sister, Tori, plays basketball at St. Bonaventure after beginning her collegiate career at James Madison... Brother, Tyler, played his freshman season at North Carolina State in 2011-12 before transferring to Providence and finishing his collegiate career at Auburn.

76 GAME NOTES

PRESENTED BY INTEGR8

#17 BUDDY HIELD • 6-4 / 220 • Oklahoma/ Bahamas • 12/17/92 • 7 Years Pro



LAST FIVE GAMES																		
Opponent	Date	W/L	MP	FG	FGA	3FG	3FGA	FT	FTA	OR	DR	TOT	AST	PF	STL	TO	BLK	PTS
vs. NYK	4/28	L	DNP - COACH'S DECISION															
vs. NYK	4/25	W	4	0	2	0	1	0	0	0	0	0	0	0	0	0	1	0
at NYK	4/22	L	15	1	3	0	2	0	0	0	1	1	0	2	0	1	0	2
at NYK	4/20	L	11	0	2	0	1	0	0	0	0	0	1	1	0	0	0	0
vs. MIA	4/17	W	18	3	8	1	5	0	0	1	0	1	6	0	0	2	0	7

PTS	23-24 Highs	Career Highs	OR	22-23 Highs	Career Highs
	31, vs. TOR 11/27/23	42, at MIN 1/27/20		4 (2), at CLE 3/29/24	5, at HOU 11/17/18
FGM	12, vs. TOR 11/22/23	15, at BOS 11/25/19	DR	7, at MIL 12/7/23	11 (2), at OKC 5/4/21
FGA	21, vs. ATL 2/9/24	29, vs. MIL 2/27/19	TR	11, at MIL 12/7/23	12 (2), vs. NOP 1/4/20
3FG	7, vs. TOR 11/22/23	11, at BOS 11/25/19	AST	10, vs. MIA 2/14/24	10, vs. MIA 2/14/24
3FGA	13 (2), at MEM 12/21/23	21, at BOS 11/25/19	STL	4, at WAS 2/10/24	5, at PHX 10/23/17
FTM	5, vs. CHO 12/20/23	9, vs. MIL 2/27/19	BLK	3 (3), at ATL 1/12/24	3 (5), at ATL 1/12/24
FTA	5, vs. CHO 12/20/23	9 (3), at DAL 2/28/23	MIN	44:18, vs. MIA 2/14/24	44:18, vs. MIA 2/14/24

	Playoff Highs	Playoff Highs
PTS	-	OR
FGM	1, at NYK 4/22/24	DR
FGA	3, at NYK 4/22/24	TR
3FG	-	AST
3FGA	2, at NYK 4/22/24	STL
FTM	-	BLK
FTA	-	MIN
		14:34, at NYK 4/22/24

PRO CAREER (FOLLOWING 2023-24 REGULAR SEASON): Originally selected with the sixth overall pick in the 2016 NBA Draft by New Orleans, Hield has averaged 15.5 points, 4.2 rebounds and 2.6 assists in 632 games (412 starts) over seven NBA seasons with New Orleans, Sacramento, and Indiana...Stands ranked 22nd in NBA history and 10th among active players with 1,924 career three-pointers...Has posted 12 double-doubles in his career, with a high of three during the 2018-19 and 2022-23 seasons.

PERSONAL: Full name is Chavano Rainer Hield ... Parents are Jackie Swann and Richard Bryanen...Has three brothers and three sisters ... Moved to the United States in 2010 ... Has the Buddy Hield Foundation whose goal is to reach kids because they are the future ... Created a GoFundMe page to help victims in the Bahamas affected by the devastation of Hurricane Dorian in 2019 as a means to provide basic necessities and any leftover funds went to individuals and families who will need help rebuilding their lives; Hield donated \$100,000 of his own money to the Hurricane Dorian Relief ... Hosts multiple camps during the summers, including his Hope 24 Basketball Clinic in Nassau, the Buddy Hield Basketball Camp in Rocklin, California and the Buddy Hield Camp in Wichita, Kansas ... Hield ran track in high school and was a middle-distance runner typically participating in the 400- or 800-meter races as well as the one-mile run ... His last recorded time in the 800-meter run was 1:55 ... His mother also ran track ... Majored in Human Relations at Oklahoma.

#7 KYLE LOWRY • 6-0 / 196 • Villanova / USA • 3/25/86 • 17 Years Pro



LAST FIVE GAMES																		
Opponent	Date	W/L	MP	FG	FGA	3FG	3FGA	FT	FTA	OR	DR	TOT	AST	PF	STL	TO	BLK	PTS
vs. NYK	4/28	L	33	1	6	1	4	4	5	3	2	5	7	5	0	0	0	7
vs. NYK	4/25	W	31	3	5	1	3	2	2	0	2	2	4	2	1	1	1	9
at NYK	4/22	L	34	2	6	2	5	2	4	1	5	6	3	5	2	1	1	8
at NYK	4/20	L	39	5	9	4	7	4	4	2	2	4	2	4	1	1	1	18
vs. MIA	4/17	W	29	3	10	1	5	0	0	1	4	5	1	3	2	2	0	7

PTS	23-24 Highs	Career Highs	OR	22-23 Highs	Career Highs
	28, at CLE 11/22/23	43, vs. CLE 2/26/16		3 (2), at NYK 11/24/23	5 (3), vs. NOP 2/10/14
FGM	9, at CLE 11/22/23	15 (3), at UTA 12/23/16	DR	8, at MEM 11/8/23	13, vs. LAL 8/1/20
FGA	15, at CLE 11/22/23	29, at CHA 12/17/15	TR	11, at MEM 11/8/23	14, vs. LAL 8/1/20
3FG	7, at CLE 11/22/23	8 (2), at LAL 5/2/21	AST	10 (2), at TOR 3/31/24	19, at BOS 3/4/21
3FGA	10, at CLE 11/22/23	17, at CHA 12/17/15	STL	4, at LAL 1/3/24	7, vs. MIA 3/13/15
FTM	5 (3), at CLE 3/29/24	15, vs. CLE 1/13/09	BLK	2 (4), at TOR 3/31/24	4 (2), vs. DEN 3/27/18
FTA	5 (3), at CLE 3/29/24	16 (3), at DET 12/19/21	MIN	38:33, vs. CHI 12/14/23	54:20, vs. WAS 2/27/14

76 GAME NOTES

PRESENTED BY 

	Playoff Highs		Playoff Highs
PTS	36 (2), at MIA 5/13/16	OR	4, at WAS 4/26/15
FGM	14, vs. CLE 5/23/16	DR	10 (2), at BOS 9/5/20
FGA	27, at MIA 5/15/16	TR	11, at BOS 9/5/20
3FG	7, at MIL 5/15/19	AST	12, vs. WAS 4/17/18
3FGA	12, vs. CLE 5/27/16	STL	4 (6), at BOS 5/21/22
FTM	12, vs. BKN 5/4/14	BLK	4, at NYK 4/30/23
FTA	14, vs. BKN 5/4/14	MIN	53:28, at BOS 9/9/20

PRO CAREER (FOLLOWING 2023-24 REGULAR SEASON): Has appeared in 1,138 regular season games (886 starts) during his 18-year NBA career and has averaged 14.3 points, 4.3 rebounds, 6.2 assists, 1.3 steals and 31.7 minutes while shooting 42.4-percent from the floor, 36.8-percent from three-point range and 81.5-percent from the foul line.

PERSONAL: Full name is Kyle Terrell Lowry...was born in Philadelphia, PA...has one brother...met his wife, Ayahna, at Cardinal Dougherty High School...they have two sons (Karter and Kameron)...his wife played basketball collegiately at St. Joseph's University...established the Lowry Love Foundation in 2013...had his number 1 retired at Villanova...wears size 12.5 sneakers...twitter account is @Klow7.

#1 KJ MARTIN • 6-6 / 215 • IMG Academy / USA • 1/6/01 • 3 Years Pro



LAST FIVE GAMES																		
Opponent	Date	W/L	MP	FG	FGA	3FG	3FGA	FT	FTA	OR	DR	TOT	AST	PF	STL	TO	BLK	PTS
vs. NYK	4/28	L																DNP - COACH'S DECISION
vs. NYK	4/25	W																DNP - COACH'S DECISION
at NYK	4/22	L																DNP - COACH'S DECISION
at NYK	4/20	L																DNP - COACH'S DECISION
vs. MIA	4/17	W																DNP - COACH'S DECISION

	23-24 Highs	Career Highs		23-24 Highs	Career Highs
PTS	15, vs. GSW 2/7/24	31, at MEM 3/21/23	OR	3 (3), at MEM 4/6/24	6, at UTA 3/12/21
FGM	6, vs. GSW 2/7/24	12, at MEM 3/22/23	DR	10, at PHO 3/20/24	11, at SAS 3/4/23
FGA	10, vs. GSW 2/7/24	21, at MIL 5/7/21	TR	13, at PHO 3/20/24	15, vs. ATL 11/25/22
3FG	2, vs. GSW 2/7/24	6, at MIL 5/7/21	AST	2, vs. OKC 4/2/24	7, at MIL 5/7/21
3FGA	3 (2), vs. GSW 2/7/24	10, at MIL 5/7/21	STL	2 (4), at MIL 3/14/24	3 (6), vs. MIN 1/23/23
FTM	3, at IND 1/25/24	9, vs. DET 3/31/21	BLK	2, at MEM 4/6/24	3 (4), at DEN 11/6/21
FTA	6, at IND 1/25/24	12, vs. DET 3/31/23	MIN	30:51, at IND 1/25/24	44:26, vs. PHI 5/5/21

PRO CAREER (FOLLOWING 2023-24 REGULAR SEASON): Has appeared in 266 NBA games (61 starts) with Houston, LA Clippers, and Philadelphia...Averaging 8.9 points, 4.2 rebounds, and 1.2 assists in these games.

PERSONAL: Kenyon Lee Martin Jr. was born on January 6, 2001 in Los Angeles, California. The son of former NBA player Kenyon Martin - the No. 1 overall pick in the 2000 NBA Draft - Kenyon Jr. attended two high schools in the Los Angeles area before spending one post-graduate year at IMG Academy in Bradenton, Florida. Martin began his high school career at Chaminade College Prep before transferring to Sierra Canyon, where he teamed with Scotty Pippen Jr. and fellow 2020 NBA draftee Cassius Stanley. Initially, Martin committed to play college basketball at Vanderbilt University, but he ultimately opted to spend a post-graduate year at IMG Academy. At IMG, Martin averaged 20.0 points and 8.0 rebounds per game. He scored 37 points during the National Prep Showcase and declared for the NBA Draft in March of 2020.

76 GAME NOTES

PRESENTED BY INTEGR8

#0 TYRESE MAXEY • 6-2 / 195 • Kentucky / USA • 11/4/00 • 3 Years Pro



LAST FIVE GAMES																		
Opponent	Date	W/L	MP	FG	FGA	3FG	3FGA	FT	FTA	OR	DR	TOT	AST	PF	STL	TO	BLK	PTS
vs. NYK	4/28	L	43	8	21	3	9	4	4	0	6	6	6	3	1	1	0	23
vs. NYK	4/25	W	41	9	21	3	8	4	4	0	4	4	7	2	2	1	0	25
at NYK	4/22	L	44	12	22	5	11	6	6	0	9	9	10	1	0	4	0	35
at NYK	4/20	L	44	14	26	3	9	2	2	0	2	2	4	3	0	3	2	33
vs. MIA	4/17	W	44	6	16	1	6	6	6	0	3	3	6	1	0	3	0	19

	23-24 Highs	Career Highs	OR	23-24 Highs	Career Highs
PTS	52, at SAS 4/7/24 2OT	52, at SAS 4/7/24 2OT	3, vs. IND 11/12/23	3 (3), vs. IND 11/12/23	
FGM	20, vs. IND 11/12/23	20, vs. IND 11/12/23	DR	9 (3), at MIA 4/4/24	9 (2), at MIA 4/4/24
FGA	41, at SAS 4/7/24 2OT	41, at SAS 4/7/24 2OT	TR	10, vs. WAS 11/6/23	10, vs. WAS 11/6/23
3FG	7 (3), at UTA 2/1/24	9, at TOR 10/28/22	AST	11 (4), at MIA 4/4/24	11 (4), at MIA 4/4/24
3FGA	14, at MIA 4/4/24	15, at MIA 4/4/24	STL	4, at ATL 1/10/24 OT	4 (3), at ATL 1/10/24 OT
FTM	14, at HOU 12/29/23	14, at HOU 12/29/23	BLK	3, vs. IND 11/12/23	4, vs. MEM 1/31/22
FTA	15, at HOU 12/29/23	15, at HOU 12/29/23	MIN	53:57 at SAS 4/7/24 2OT	53:56, at SAS 4/7/24 2OT

	Playoff Highs	Playoff Highs	
PTS	38, vs. TOR 4/16/22	OR	5, vs. BOS 5/7/23
FGM	14 (2), at NYK 4/20/24	DR	9, at NYK 4/22/24
FGA	26, at NYK 4/20/24	TR	9 (2), at NYK 4/22/24
3FG	6 (2), vs. BOS 5/9/23	AST	10, at NYK 4/22/24
3FGA	13, vs. BKN 4/17/23	STL	4, at BOS 5/1/23
FTM	9, at MIA 5/4/22	BLK	3, vs. WAS 5/26/21
FTA	11, at MIA 5/4/22	MIN	47:20 at TOR 4/20/22

PRO CAREER (FOLLOWING 2023-24 REGULAR SEASON): Has appeared in 266 games (193 starts) with averages of 18.2 points (46.8 FG%, 39.6 3P%, 86.2 FT%), 2.9 rebounds and 4.1 assists in his fourth season with Philadelphia.

PERSONAL: Born Nov. 4, 2000 in Dallas, TX... Hometown is Garland, TX... Parents are Denyse and Tyrone Maxey... Has three sisters, Denasia, Talia and Keiara... Father played basketball at Washington State... Has seen every Marvel movie since 2008... Played at South Garland High School... Tabbed Texas Mr. Basketball in 2019... Also named the Dallas-Fort Worth Area Player of the Year... Two-time All-State selection... Helped the United States earn a gold medal with the U-18 U.S. National Team in the 2018 U-18 FIBA Americas... McDonald's All-American selection and scored 13 points in that game.

#8 DE'ANTHONY MELTON • 6-3 / 200 • USC / USA • 5/28/98 • 5 Years Pro



LAST FIVE GAMES																		
Opponent	Date	W/L	MP	FG	FGA	3FG	3FGA	FT	FTA	OR	DR	TOT	AST	PF	STL	TO	BLK	PTS
vs. NYK	4/28	L	7	0	2	0	2	0	0	0	1	1	1	1	0	0	0	0
vs. NYK	4/25	W	DNP - COACH'S DECISION															
at NYK	4/22	L	INACTIVE - BACK; INJURY RECOVERY															
at NYK	4/20	L	INACTIVE - BACK; INJURY RECOVERY															
vs. MIA	4/17	W	INACTIVE - BACK; INJURY RECOVERY															

	23-24 Highs	Career Highs	OR	23-24 Highs	Career Highs
PTS	30, vs. IND 11/14/23	33, vs. LAL 12/9/22 (OT)	4, vs. CLE 11/21/23 OT	4 (6), vs. CLE 11/21/23 OT	
FGM	8 (3), at ORL 12/27/23	11, vs. LAL 12/9/22 (OT)	DR	6 (2), vs. ATL 12/8/23	9 (2), at UTA 4/5/22
FGA	19, at BOS 12/1/23	19, at BOS 12/1/23	TR	7 (3), at MIA 12/25/23	11, at LAC 1/8/22
3FG	5, vs. BOS 11/15/23	8, vs. LAL 12/9/22 (OT)	AST	8, vs. POR 10/29/23	10, at PHX 1/12/19
3FGA	12, at BOS 12/1/23	12 (3), at BOS 12/1/23	STL	5, vs. WAS 12/11/23	7, vs. LAL 12/9/22 (OT)
FTM	10, vs. IND 11/14/23	10 (2), vs. IND 11/14/23	BLK	2, at DET 12/13/23	3 (5), vs. BKN 1/25/23
FTA	10, vs. IND 11/14/23	11 (2), at DEN 1/21/22	MIN	41:13, vs. CLE 11/21/23	43:04, vs. LAL 12/9/22 OT

76 GAME NOTES

PRESENTED BY 

	Playoff Highs		Playoff Highs
PTS	17, at BOS 5/1/23	OR	3 (2), at BOS 5/14/23
FGM	6, at BOS 5/1/23	DR	8, vs. BOS 5/5/23
FGA	14, at GSW 5/7/22	TR	8 (2), vs. BOS 5/5/23
3FG	5, at BOS 5/1/23	AST	5, vs. BKN 4/15/23
3FGA	8, at GSW 5/7/22	STL	4, vs. BOS 5/5/23
FTM	2 (3), vs. BOS 5/5/23	BLK	3, vs. GSW 5/3/22
FTA	2 (7), vs. BOS 5/5/23	MIN	30:10, vs. BOS 5/5/23

PRO CAREER (FOLLOWING 2023-24 REGULAR SEASON): Five-year NBA veteran has appeared in 350 games (146 starts) with the Phoenix Suns, Memphis Grizzlies and Philadelphia 76ers... Has averaged 9.1 points, 3.7 rebounds, 2.8 assists and 1.4 steals in 22.9 minutes while shooting 41.0-percent from the field, 36.9-percent from three-point range and 78.2-percent from the free throw line.

PERSONAL: Born May 28, 1998 in North Hollywood, Calif... Parents are Monique Young and Anthony Melton... Has five siblings... Interests include biking and playing the piano... Would like to be a sports analyst following his playing career... Played high school basketball at Crespi in Encino, California, leading his team to back-to-back state titles in 2015 and 2016 and leaving as the school's all-time leading scorer... Named the CIF Southern Section Division III Player of the Year as a senior in 2016 after averaging 20.0 points, 9.3 rebounds, 4.3 assists, 3.5 steals and 1.2 blocks... As a junior, helped secure the win in the state title game by blocking a layup in the final seconds.

#9 KELLY OUBRE JR. • 6-7 / 203 • Kansas / USA • 12/9/95 • 8 Years Pro



LAST FIVE GAMES																		
Opponent	Date	W/L	MP	FG	FGA	3FG	3FGA	FT	FTA	OR	DR	TOT	AST	PF	STL	TO	BLK	PTS
vs. NYK	4/28	L	40	7	15	3	7	2	2	0	3	3	2	5	1	0	1	19
vs. NYK	4/25	W	38	6	8	2	4	1	2	3	4	7	3	4	2	2	0	15
at NYK	4/22	L	26	2	7	0	0	0	0	0	2	2	3	4	0	1	3	4
at NYK	4/20	L	39	3	7	1	2	3	4	1	2	3	1	3	5	2	1	10
vs. MIA	4/17	W	37	3	9	0	1	5	5	3	5	8	1	5	1	1	1	11

PTS	23-24 Highs 32, at TOR 3/31/24	Career Highs 40, at DAL 2/4/21	OR	23-24 Highs 5 (3), at NYK 3/10/24	Career Highs 7, vs. IND 11/16/22
FGM	12, at SAS 4/7/24 2OT	14 (2), at DAL 2/4/21	DR	9 (2), vs. LAC 3/27/24	13 (2), vs. CHA 1/12/20
FGA	22 (2), at SAS 4/7/24 2OT	27, vs. DET 12/14/22	TR	12, vs. ATL 2/9/24	15 (3), vs. CHA 1/12/20
3FG	6 (2), at TOR 3/31/24	10, at IND 1/26/22	AST	6, at LAC 3/24/24	7, vs. POR 1/24/19
3FGA	11, at TOR 3/31/24	15, at IND 1/6/22	STL	4, vs. HOU 1/15/24	6, at ORL 11/14/22
FTM	10 (2), vs. ATL 2/9/24	12, vs. MIL 3/4/19	BLK	5, vs. MIA 3/18/24	5, vs. MIA 3/18/24
FTA	14, vs. ATL 2/9/24	17, vs. MIL 3/4/19	MIN	48:29, at SAS 4/7/24 2OT	48:29, at SAS 4/7/24 2OT

	Playoff Highs		Playoff Highs
PTS	19, vs. NYK 4/28/24	OR	3, at BOS 5/2/17
FGM	7, vs. NYK 4/28/24	DR	5 (2), vs. TOR 4/22/18
FGA	15, vs. NYK 4/28/24	TR	7 (2), vs. NYK 4/25/24
3FG	3 (2), vs. NYK 4/28/24	AST	3, vs. NYK 4/25/24
3FGA	7 (3), vs. NYK 4/28/24	STL	5 (2), at NYK 4/20/24
FTM	7, at TOR 4/25/18	BLK	3, at NYK 4/22/24
FTA	7 (2), at TOR 4/25/18	MIN	39:37, vs. NYK 4/28/24

PRO CAREER ENTERING 2023-24 REG. SEASON: Holds career averages of 12.8 points (43.4% FG%, 33.0% 3P%, 75.1% FT%), 4.4 rebounds and 1.0 assists and 1.0 steals in 527 games (202 starts) his career with Washington, Phoenix, Golden State and Charlotte.

PERSONAL: Born in New Orleans, Louisiana... Parents are Kelly Oubre Sr. and Tonya Coleman Oubre... Has an older sister, Amber Coleman, and a younger brother, Gareed Washington... Passionate about fashion, has been profiled by GQ and named to Slam's 2019 NBA All-Drip First Team, in addition to walking at Fashion Week in Paris and New York... Nickname is "Tsunami Papi."

76 GAME NOTES

PRESENTED BY INTEGR8

#22 CAMERON PAYNE • 6-3 / 183 • Murray State / USA • 8/8/94 • 8 Years Pro



LAST FIVE GAMES																		
Opponent	Date	W/L	MP	FG	FGA	3FG	3FGA	FT	FTA	OR	DR	TOT	AST	PF	STL	TO	BLK	PTS
vs. NYK	4/28	L	14	2	4	1	3	0	0	0	1	1	0	1	0	1	1	5
vs. NYK	4/25	W	16	4	7	3	4	0	0	0	1	1	3	3	0	2	2	11
at NYK	4/22	L	DNP – COACH'S DECISION															
at NYK	4/20	L	3	0	1	0	0	0	0	0	0	0	0	2	0	0	1	0
vs. MIA	4/17	W	3	1	1	1	1	0	0	0	0	0	0	0	0	0	0	3

PTS	23-24 Highs	Career Highs	OR	23-24 Highs	Career Highs
	24, at TOR 3/31/24	29, vs. GSW 11/16/22	3 (3), vs. OKC 4/2/24		3 (6), vs. OKC 4/2/24
FGM	9, at TOR 3/31/24	9 (6), at TOR 3/31/24	DR	7, vs. OKC 4/2/24	7 (2), vs. OKC 4/2/24
FGA	17, vs. MEM 3/6/24	20, at SAS 4/12/16	TR	10, vs. OKC 4/2/24	10, vs. OKC 4/2/24
3FG	6, at TOR 3/31/24	7, vs. CHA 10/24/18	AST	7, vs. CHO 3/1/24	16, vs. NYK 3/4/22
3FGA	10 (2), at TOR 3/31/24	11, vs. CHA 10/24/18	STL	2 (8), at MEM 4/6/24	4 (4), vs. HOU 12/2/22
FTM	6, at CLE 2/12/24	6 (2), at CLE 2/12/24	BLK	2 (2), at MEM 4/6/24	2 (7), at MEM 4/6/24
FTA	6, at CLE 2/12/24	7, at SAS 11/22/21	MIN	37:37, at TOR 3/31/24	40:44, at NYK 11/5/18

PTS	Playoff Highs	OR	Playoff Highs
	31, vs. DEN 5/11/23	2 (2), vs. DAL 5/15/22	
FGM	12 (2), vs. DEN 5/11/23	DR	6, vs. DEN 5/11/23
FGA	24, vs. LAC 6/22/21	TR	6, vs. DEN 5/11/23
3FG	7, vs. DEN 5/11/23	AST	9 (2), vs. LAC 6/22/21
3FGA	9, vs. DEN 5/11/23	STL	4, at LAL 5/27/21
FTM	4 (2), at LAL 6/3/21	BLK	3, at LAL 6/3/21
FTA	4 (3), vs. LAC 6/22/21	MIN	41:33, vs. DEN 5/11/23

PRO CAREER (FOLLOWING 2023-24 REGULAR SEASON): Has appeared in 405 NBA games (66 starts) across eight seasons with Oklahoma City, Chicago, Cleveland, Phoenix, Milwaukee, and Philadelphia. Payne has averaged 7.9 points, 2.1 rebounds, 3.3 assists in 17.9 minutes per outing.

PERSONAL: Payne was born Aug. 8, 1994 in Bartlett, Tennessee to Tony and Leshawn Payne. He attended Lausanne Collegiate School in Memphis, Tennessee, growing from 5-foot-5 as a freshman to 6-foot as a senior. He led the high school to a 2013 Division II state title. As a senior, he averaged 20 points and 10 assists with four rebounds and was named Mr. Basketball. After high school, he attended Murray State for two seasons of college ball. During his sophomore season, he averaged 20.2 points, 6.0 assists, 3.7 rebounds and 1.9 steals in 32.2 minutes. After the season, he was named the OVC Player of the Year and proceeded to declare for the NBA Draft. Payne attended Murray State for two seasons. As a freshman, he started all 34 of his appearances, averaging 16.8 points, 5.4 assists, 3.6 rebounds and 1.7 steals. That resulted in him being named OVC Freshman of the Year. Arguably his best effort as a freshman was Mar. 27 against Towson, where Payne totaled 24 points (8-13 FG, 4-8 3Pt, 4-4 FT), seven assists, five steals and four rebounds in 30 minutes. As a sophomore, Payne improved his numbers, averaging 20.2 points, 6.0 assists, 3.7 rebounds and 1.9 steals. As a result, he was voted OVC Player of the Year in 2015. In arguably his best performance as a sophomore, the guard recorded 32 points (10-19 FG, 4-7 3Pt, 8-12 FT), eight assists, five rebounds and two steals.

#44 PAUL REED • 6-9 / 220 • DePaul / USA • 6/14/99 • 3 Years Pro



LAST FIVE GAMES																		
Opponent	Date	W/L	MP	FG	FGA	3FG	3FGA	FT	FTA	OR	DR	TOT	AST	PF	STL	TO	BLK	PTS
vs. NYK	4/28	L	4	0	2	0	0	0	0	0	1	1	0	1	0	1	1	0
vs. NYK	4/25	W	7	1	1	0	0	1	2	2	1	3	1	3	0	1	0	3
at NYK	4/22	L	9	1	1	0	0	0	0	1	1	2	0	1	0	0	0	2
at NYK	4/20	L	11	2	3	0	0	0	0	3	2	5	0	1	0	0	1	4
vs. MIA	4/17	W	10	3	3	0	0	0	0	0	2	2	0	1	0	0	1	6

PTS	23-24 Highs	Career Highs	OR	23-24 Highs	Career Highs
	30, at DEN 1/27/24	30, at DEN 1/27/24	6 (3), vs. NOP 3/8/24		8, at DET 1/8/23
FGM	14, at DEN 1/27/24	14, at DEN 1/27/24	DR	10, at DEN 1/27/24	10 (2), at DEN 1/27/24
FGA	21, at DEN 1/27/24	21, at DEN 1/27/24	TR	13 (2), vs. ATL 2/9/24	14, at MIA 3/1/23
3FG	2 (2), vs. NOP 3/8/24	2, at DEN 1/27/24	AST	5 (2), at SAS 4/7/24 2OT	5 (2), at SAS 4/7/24 2OT
3FGA	4 (2), vs. NOP 3/8/24	4 (2), vs. NOP 3/8/24	STL	4 (2), at MEM 4/6/24	6, vs. NYK 11/4/22
FTM	5 (2), at CLE 3/29/24	5 (4), at CLE 3/29/24	BLK	4 (2), at NYK 3/10/24	5, at BKN 4/9/23
FTA	5 (2), at CLE 3/29/24	6 (3), at CHI 3/22/23	MIN	42:04, at DEN 1/27/24	42:04, at DEN 1/27/24



76 GAME NOTES
PRESENTED BY 

	Playoff Highs		Playoff Highs
PTS	11, vs. BKN 4/15/23	OR	8, at BKN 4/22/23
FGM	5 (2), at BKN 4/22/23	DR	9, at BOS 5/1/23
FGA	10, at BKN 4/22/23	TR	15, at BKN 4/22/23
3FG	2, at TOR 4/23/22	AST	4, at MIA 5/2/22
3FGA	2, at TOR 4/23/22	STL	2 (2), vs. BKN 4/15/23
FTM	4, at BOS 5/1/23	BLK	2, at MIA 5/4/22
FTA	4, at BOS 5/1/23	MIN	37:22, at BOS 5/1/23

PRO CAREER (FOLLOWING 2023-24 REGULAR SEASON): Has appeared in 215 games (28 starts) in four seasons with Philadelphia...Holds career averages of 5.1 points on 55.5% shooting from the floor and 4.2 rebounds in 13.1 minutes.

PERSONAL: Orlando, FL native... Son of Paul and Michelle Reed... Has four sisters, Hazel, Danielle, Chantel and Janelle... Uncle, Mike Sims-Walker played four seasons in the NFL as a wide receiver for Jacksonville and St. Louis... Father, Paul, played college basketball at Old Dominion (1996-97) and UCF (1999-02) before playing professionally in Europe... Attended Wekiva High School and earned Central Florida Player of the Year honors from the Orlando Sentinel in his senior season.