National

First round (% of vote)

	MPs/ MEPS	Members	Affiliates
Benn	4.27	7.21	4.93
Blears	4.99	3.01	3.77
Cruddas	4.63	5.67	9.09
Hain	4.81	3.87	6.64
Harman	6.54	8.04	4.35
Johnson	8.08	5.53	4.55

Total share of vote

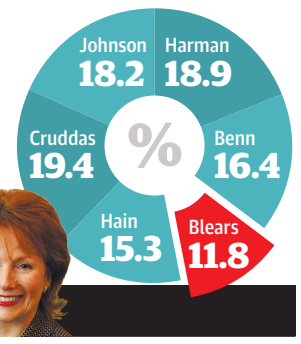

Hazel Blears out

Second round

Benn	4.74	7.93	5.56
Cruddas	4.74	6.01	9.64
Hain	5.1	4.24	7.08
Harman	7.29	8.80	5.15
Johnson	11.47	6.35	5.91

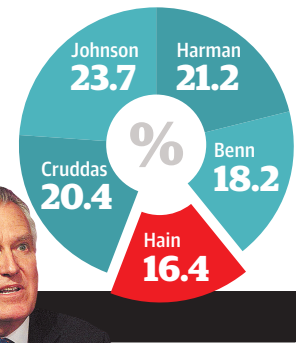

Peter Hain out

Third round

Benn	5.65	9.29	7.39
Cruddas	6.30	6.58	11.01
Harman	8.61	10.15	7.12
Johnson	12.78	7.31	7.81

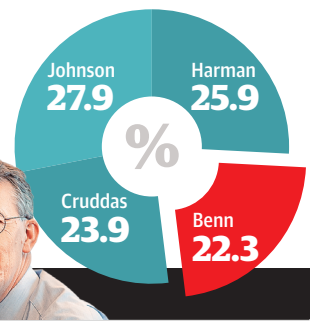

Hillary Benn out

Fourth round

Cruddas	7.65	8.81	13.61
Harman	10.29	13.82	9.46
Johnson	15.39	10.71	10.25

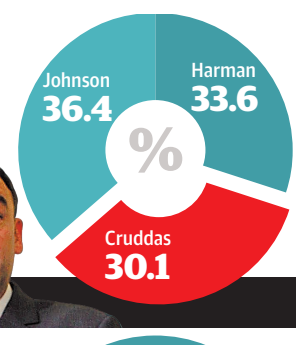

Jon Cruddas out

Final round

Johnson	17.91	14.50	17.15
Harman	15.42	18.83	16.18

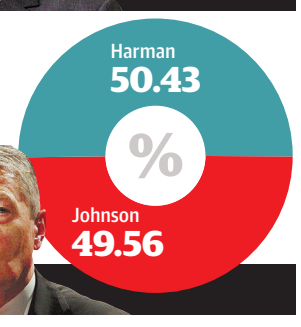

Alan Johnson loses