



2023-24 DENVER NUGGETS

MEDIA GUIDE





Denver Nuggets

Table of Contents

Cover	01	SEASON BY SEASON	106
Table of Contents	00	Season by season divider	106
KSE Executive Staff	03	Season by Season	107
Ball Arena	04	FRANCHISE HISTORY	214
STAFF	05	Franchise History divider	214
Staff Divider	05	Franchise History	215
Nuggets Executives	06	DENVER IN THE ABA	321
Head Coach	08	Denver in the ABA divider	321
Coaching Staff	09	Denver in the ABA	322
Performance Staff	12	RECORDS	336
Scouting/Player Development	15	Records Book divider	336
Basketball Staff	16	Record Book	337
PLAYERS	17	PLAYOFF RECORDS	358
Player Divider	17	Playoff Records divider	358
Nuggets 2023-24 Training Camp Roster	18	Playoffs Records	359
Christian Braun	19	THE NBA	387
Kentavious Caldwell-Pope	23	The NBA divider	387
Vlatko Cancar	28	Atlanta Hawks	388
Collin Gillespie	32	Boston Celtics	390
Aaron Gordon	33	Brooklyn Nets	392
Justin Holiday	38	Charlotte Hornets	394
Jay Huff	42	Chicago Bulls	396
Reggie Jackson	44	Cleveland Cavaliers	398
Nikola Jokic	49	Dallas Mavericks	400
DeAndre Jordan	55	Detroit Pistons	402
Braxton Key	61	Golden State Warriors	404
Jamal Murray	63	Houston Rockets	406
Zeke Nnaji	68	Indiana Pacers	408
Jalen Pickett	71	Los Angeles Clippers	410
Michael Porter Jr.	72	Los Angeles Lakers	412
Julian Strawther	76	Memphis Grizzlies	414
Hunter Tyson	77	Miami Heat	416
Peyton Watson	78	Milwaukee Bucks	418
MEDIA INFORMATION	82	Minnesota Timberwolves	420
Media Info Divider	82	New Orleans Pelicans	422
Logo History & Media Information	83	New York Knicks	424
Altitude Information	84	Oklahoma City Thunder	426
Broadcasting	85	Orlando Magic	428
2023-24 Key Dates	88	Philadelphia 76ers	430
2023-24 NBA Officiating Staff	89	Phoenix Suns	432
NBA Divisions	90	Portland Trail Blazers	434
Medical Glossary	91	Sacramento Kings	436
SEASON IN REVIEW	93	San Antonio Spurs	438
Season in Review divider	93	Toronto Raptors	440
2022-23 Denver Nuggets Roster	94	Utah Jazz	441
2022-23 Player/Team Highs and Lows	95	Washington Wizards	443
2022-23 Game-By-Games	96	2022-23 Final NBA Standings	445
2022-23 Denver Nuggets Final Stats	97	2022-23 NBA Individual Leaders	446
2022-23 Regular Season Averages	98	G-League/NBA Info	447
2022-23 Single Game Highs	99	COMMUNITY AND GENERAL INFORMATION	449
2022-23 Final Stats Home/Road	100	Community and General Information divider	449
2022-23 Final Stats	100	Giving Back To The Community	450
2022-23 Final Stats Record vs. NBA	101	In-game Presentation	452
2022-23 Individual Season Highs	102	Seating & Parking Maps	455
2022-23 Individual Single Game Highs	103	2023-24 Season Schedule	456
2022-23 Miscellaneous Stats	104		



E. STANLEY KROENKE
OWNER/CHAIRMAN



JOSH KROENKE
VICE CHAIRMAN



MATT HUTCHINGS
EXECUTIVE VICE PRESIDENT &
CHIEF OPERATING OFFICER



BRUCE GLAZER
EXECUTIVE VICE PRESIDENT &
CHIEF FINANCIAL OFFICER



TOMAGO COLLINS
EXECUTIVE VICE PRESIDENT,
COMMUNICATIONS AND BUSINESS
DEVELOPMENT



KEIRSTIN BECK
EXECUTIVE VICE PRESIDENT,
GENERAL COUNSEL




DECLAN J. BOLGER
SENIOR VICE PRESIDENT AND
CHIEF MARKETING OFFICER



MICHAEL CEILLEY
SENIOR VICE PRESIDENT AND
GENERAL MANAGER OF PARTNERSHIP
MARKETING AND MEDIA SALES



SEAN REAM
SENIOR VICE PRESIDENT OF
TEAM TICKET SALES



MATT BELL
SENIOR VICE PRESIDENT OF
VENUE OPERATIONS



MICHELE STURGELL
SENIOR VICE PRESIDENT OF HUMAN
RESOURCES & EMPLOYMENT COUNSEL



DEB DOWLING-CANINO
VICE PRESIDENT, COMMUNITY RELATIONS
EXECUTIVE DIRECTOR,
KROENKE SPORTS CHARITIES





OPENED

October 1, 1999

LOCATION

Denver's Central Platte Valley, bordered by Auraria Parkway, Speer Boulevard and adjacent to Elitch Gardens.

LAND

Total of 52 acres. Arena site 45 acres, footprint 4.6 acres, gross square feet 675,000. Building dimensions: 132 feet floor to ceiling, equivalent to a 10-story building; Mezzanine level elevation 15 feet; main concourse level elevation 28 feet; club level elevation 45 feet; upper concourse level elevation 58 feet.

SCOREBOARD

The 60,000-pound, center-hung, state-of-the-art scoreboard contains four large screens — two face the center seating areas, measuring approximately 27' high by 48' long, and two face each end of the seating bowl, measuring approximately 21' high by 25' wide. The display boards contain over 8.5 million pixels in total. Fans seated along the center areas will face a 1080p full HD screen that stretches from 3-point line to 3-point line for basketball, and spans both blue lines for hockey. The scoreboard is one of the largest HD video boards in the NBA.

PARKING

6,400 surface spaces on site — 4,000 regular, 200 handicapped, 2,200 shared with Elitch Gardens.

THEATRE BOXES

Theatre Boxes at Ball Arena deliver an exciting, new fan experience to ensure event day is unmatched. With first class amenities such as VIP Parking, gourmet catering and access to the exclusive Club Level, our Theatre Boxes are sure to make any event enjoyable.

SUITES

95 luxury suites located on two levels; can accommodate 12-16 people each. Suites at Ball Arena are available to lease or to rent on a per event basis. For information on Suite options please contact the Premium Sales and Service department at 303-405-6161 or via the website at BallArena.com and click on Suites.

SEATING

19,520 seats for basketball, 17,809 for hockey; for concerts, 17,600 with end stage, 20,100 with center stage.

MEDIA FACILITIES

Media lounge, equipment room, kitchen, darkroom, workroom, copy room, three TV booths, three radio booths, three auxiliary booths, 80 hockey print media stations, direct elevator access to press box.

PRODUCTION FACILITIES

Studio, audio booth/control room, two video offices, two editing suites, arena control room, makeup room.

NUGGETS LOCKER ROOM

Spacious and recently renovated. Includes a medical and therapy center, a training room, a SwimEx therapy pool, hot and cold tubs, a player lounge, laundry facilities, a video editing room and a coaches conference room. Above the locker room is a regulation NBA practice court and adjacent to the court is a state-of-the-art, full-size weight room.

CLUB LEXUS

Available to season ticket holders, Kroenke Sports & Entertainment offers a state-of-the-art, all-inclusive addition to Ball Arena. Club Lexus is a premier space, with unmatched viewing opportunity and luxurious experience.



BASKETBALL STAFF





Calvin Booth
General Manager

Calvin Booth enters his fourth season as General Manager with the Denver Nuggets and his second as the lead decision maker. Booth joined the Nuggets in 2017 as Assistant General Manager after spending four seasons with the Minnesota Timberwolves as Director of Player Personnel and most recently as their Director of Pro Personnel.

In his time in Denver, Booth has helped orchestrate the Nuggets ascension towards the top of the Western Conference, including making key additions last offseason, helping Denver win their first NBA championship in franchise history. He works closely with KSE Vice Chairman Josh Kroenke on all aspects of team and organizational matters as they aim to keep the Nuggets among the NBA elite.

Booth enjoyed a 10-year NBA playing career (1999-2009) with the Washington Wizards, Dallas Mavericks, Seattle Sonics, Milwaukee Bucks, Philadelphia 76ers, Minnesota Timberwolves and Sacramento Kings.

In 366 career games, 83 starts, the 6-11 forward/center averaged 3.3 points, 2.8 rebounds and 0.9 blocks per game. Booth appeared in seven games for Sacramento in the 2008-09 season before retiring in the summer of 2009. After his playing career, he served as a scout, both pro and collegiate, with the New Orleans Hornets in 2012-13.

Booth, a native of Reynoldsburg, Ohio, played college basketball at Penn State from 1995-99 and was Big Ten Defensive Player of the Year as a junior and All-Big Ten Second Team as a senior.

Booth and his wife, Keisha, and their daughters, Carter (20) and Camble (13), and sons, Carey (18) and Clarke (10) reside in Denver.



Tommy Balcetis
Assistant General Manager

Tommy Balcetis enters his fourth season as Assistant General Manager after serving as the Vice President of Basketball Strategy and Analytics. This will be Balcetis' 10th season with the Denver Nuggets, previously holding the title of Director of Basketball Strategy & Analytics for three seasons. He also served as the Manager of Basketball Analytics from 2013 to 2016.

Balcetis works closely with General Manager Calvin Booth on day-to-day operations related to player contracts, scouting, salary cap, player movement, and other player personnel matters. He also oversees the team's analytics projects and strategic initiatives.

Balcetis graduated from Harvard University in 2010 with a degree in Economics and Psychology. His background includes working for the NBA League offices in London, England in the international media department from 2012 to 2013 and served as a business consultant at Fidelity Investments from 2010 to 2012.

Balcetis, a native of Vilnius, Lithuania, played basketball at the Sarunas Marculionis Basketball Academy before attending school in the United States. He resides in Denver with his wife Rasa and two sons.



Ben Tenzer
Vice President of Basketball Operations

Ben Tenzer enters his third season as the Denver Nuggets Vice President of Basketball Operations, having previously served as the team's Director of Basketball Operations. He is in his 15th season in the organization, working closely with President Josh Kroenke and General Manager Calvin Booth on all aspects of the Basketball Operations department. Additionally, Ben spearheaded the process of securing Nuggets G-League affiliate, the Grand Rapids Gold, and begins his first season as the Gold's General Manager.

His focus with the Nuggets is on day-to-day management, salary cap strategy, legal, visas and other immigration matters, insurance and player personnel.

Tenzer is a Los Angeles native and member of the California Bar. He graduated from University of Colorado, Boulder, and Southwestern Law School. He rejoined the Nuggets organization in 2013, after employment in various capacities in the front office from 2005-2009.

His background also includes working at MTV Networks (2002-2004), the NBA Vegas Summer League (2005-2012), Adidas Nations (2010-2012), and Wasserman Media Group (2010). He was also a member of the NBA's global outreach program, Basketball Without Borders-Africa, in 2007 and 2008.

He and his family reside in Denver.





Lisa Johnson
Vice President of Basketball Administration

Lisa Johnson enters her 43rd season with the NBA Champion Denver Nuggets, where she has spent her entire professional career.

Upon graduation from the University of Denver, Johnson worked her way up through the organization beginning in season ticket sales, receptionist/front office assistant, community relations, media relations and basketball operations before entering her current role as Vice President of Basketball Administration 10 seasons ago.

Her job duties include working closely with the various departments throughout KSE with the day-to-day business operations of the organization. Johnson also oversees the team travel, player appearance program, NBA game scheduling, basketball staff ticketing, arena security, and special Nuggets related events.

Lisa has strong roots to Denver and Colorado, she grew up in Littleton where she now resides with her husband Jim. Together they enjoy traveling, Native American art and culture, gardening, horseback riding, music and supporting the local sports teams as well as the theatre and the arts. They also make sure to find time amidst the hectic NBA life for good friends, good food and good wine.



Jim Clibanoff
Vice President of Player Personnel

Jim Clibanoff enters his second season as Vice President of Player Personnel after spending the 2021-22 season as the Vice President of Scouting. This will be Clibanoff's 11th season with the Denver Nuggets front office, previously holding the title as the Director of Scouting for eight seasons.

Prior to joining the Nuggets, Clibanoff created and was president his own scouting service called "ClibHoops" to which NBA and international clubs subscribed. Over the 10 years the service ran, Clibanoff appeared as a consultant to various media outlets, providing insights on the NBA Draft and pro prospects from around the world.

Clibanoff, a native of Philadelphia, graduated from Tufts University in 1989 and got his start as Director of Player Personnel for the USBL's Philadelphia Spirit in 1991. Over the subsequent years, he earned his juris doctor from Temple University's Beasley School of Law while continuing his basketball career. Following his time with the Spirit, he continued to evaluate professional players from all over the globe and helped several secure employment in various leagues around the world before starting his personal scouting service.

Clibanoff resides in the Philly suburbs with his wife Felice and his two daughters Elle and Remie.



Scott Howard
Director of Player Personnel/GM, Grand Rapids Gold

Scott Howard is entering his ninth season with the Denver Nuggets front office and his third as Director of Player Personnel. He was originally hired as Director of College Scouting prior to the 2015-16 season.

Prior to joining the Nuggets, Howard spent eight seasons with the Charlotte organization as their Director of Scouting. He spent the previous season as a scout with the Milwaukee Bucks, and spent two years before that with the Toronto Raptors as Director of International Player Personnel, where he was responsible for all aspects of player personnel outside of North America and coordinated player workouts ahead of the NBA Draft. He also

served as a scout for the Washington Wizards from 2000-04.

Howard also spent 17 years as a collegiate coach, including seven seasons at the University of Miami, three seasons at the University of Nebraska, and one season each at Southern Illinois, Drake and Southern California.

Howard received his bachelor's degree in physical education in 1983 from Iowa State University, where he was a two-year letterman for the basketball team. He earned his master's degree in educational administration from the University of Iowa in 1985 while serving as a volunteer assistant and graduate assistant coach.



Drew Nicholas
Director of Scouting

Drew Nicholas enters his second year with the Nuggets as the Director of Scouting after previously serving as a scout for the Boston Celtics during the 2021-22 season.

Prior to his time in Denver, Nicholas spent two seasons with the Philadelphia 76ers (2019-21) and three seasons with the Minnesota Timberwolves (2016-19) as a scout. Drew has also served as a basketball analyst and commentator with Total College Sports.

Nicholas played professionally overseas for nine seasons, where he was a two-time EuroLeague Champion (2009, 2011), the EuroLeague top scorer in 2006 and the Italian League top scorer in 2005. The Hempstead, New York native also had a successful collegiate career with the University of Maryland, where he won the 2002 NCAA National Championship.

Drew currently resides in Denver with his wife Alexis, son Jaxon, and daughters Madison and Raegan.





Michael Malone Head Coach

Michael Malone enters his ninth season as head coach of the Denver Nuggets. He was named the 16th head coach in Denver's NBA franchise history on June 15, 2015. He is now the fourth longest tenured coach in the NBA and currently ranks third all-time amongst Nuggets head coaches with 367 wins.

Last season saw Coach Malone lead the Nuggets to their first NBA Championship in franchise history, ending a 47-year long drought. They finished the regular season with a 53-29 record as they clinched the number one overall seed in the Western Conference and playoff berth for the fifth straight year. Denver finished the postseason with a 16-4 record, losing only one home game during the postseason and never having a series go over six games.

Malone has helped lead the Nuggets to at least one playoff series victory in four of the last five seasons. Since 2018-19, Denver has eight playoff series victories, which doubles the franchise total for the previous 32 years. Malone has totaled 37 postseason wins, ranking him first all-time in franchise history for most playoff victories passing Doug Moe with 24.

Since Malone took over prior to the 2015-16 season, the Nuggets have seen the postseason on five occasions including an NBA Championship and two Western Conference Finals appearances in 2020 and 2023. The Nuggets are also second in the NBA, trailing only the Milwaukee Bucks for the most combined regular season and postseason wins in a five-year span with 285. Additionally, based on winning percentage, Malone has overseen four of the top ten seasons in NBA franchise history.

Malone has 406 victories as an NBA head coach and possesses over 26 years of coaching experience, 22 coming in the NBA with six different teams – New York, Cleveland, New Orleans, Golden State, Sacramento and Denver. The teams that Malone has been a member of the coaching staff have amassed 14 playoff appearances, including two NBA Finals showing and four conference finals appearances. Malone and his staff have also been selected to coach two All-Star games, most recently in 2023 where he coached Team LeBron at the in Salt Lake City, UT, falling to Team Giannis 184-175.

Before joining the Nuggets, Malone served as the head coach of the Sacramento Kings for two seasons. Before his time with the Kings, Malone was the lead assistant for the Golden State Warriors under Mark Jackson from 2011-13 where they clinched a postseason berth in 2013, their first since 2007.

Prior to Golden State, Malone worked as the lead assistant to Monty Williams in New Orleans and helped the Hornets achieve a 46-36 record and a trip to the 2011 NBA Playoffs. The Hornets were the most improved defensive team in the NBA in 2011, allowing a league-best 8.7 fewer points per game than in the previous campaign (94.0 ppg, after giving up 102.7 ppg in 2009-10).

Malone also served as an assistant coach under Mike Brown for the Cleveland Cavaliers for five seasons, during which the Cavs posted a 272-138 (.663) record, the third-best mark in the NBA over that span. The Cavaliers made five consecutive playoff appearances during Malone's time on the bench, reaching the NBA Finals in 2007 and the Eastern Conference Finals in 2009. In 2008-09, the Cavs notched a franchise record and NBA-best 66 wins, with Malone and the rest of the team's staff earning the right to coach the Eastern Conference All-Star squad. In 2009-10, the Cavaliers again captured the league's best regular season record with 61 wins.

Malone's NBA coaching career began with a four-season stint with the New York Knicks, where he originally joined Jeff Van Gundy's staff as a coaching associate in the summer of 2001, and was promoted to assistant coach in May 2003.

Before joining the NBA, Malone coached seven years in the college ranks, with his last stop coming at Manhattan College where he was the lead assistant. During the 1998-99 season Malone worked at the University of Virginia as its director of men's basketball administration. Malone also spent three seasons (1995-96 – 1997-98) at Providence College under New York Basketball Hall of Fame coach Pete Gillen after beginning his coaching career working for Greg Kampe at Oakland University in Michigan.

Malone is a three-time participant in the NBA's "Basketball Without Borders" program, having coached at the league's global outreach camps in Africa (2017), Puerto Rico (2006) and Argentina (2005). In 2017 Malone traveled to Johannesburg, South Africa where he spent a week coaching at the BWB camps and then served as an assistant coach for Team Africa, for the NBA Africa Game 2017.

Malone also served as an assistant coach for the Canadian Men's Senior National Team for three years. He helped guide the Canadian team to a top-four finish in the 2009 FIBA Americas Championship in Puerto Rico, qualifying Canada for the 2010 World Championships.

A native of Queens, New York, Malone played college basketball at Loyola College in Maryland, where he graduated with a BA degree in 1994. He is a graduate of New Jersey's Seton Hall Prep where he played two years under Bob Farrell. Malone also played a season under Tom Blackburn at Worcester Academy (Mass.).

Michael is the son of longtime NBA coach Brendan Malone, who has coached over 28 years in the league.

He and his wife, Jocelyn, have two daughters, Caitlin and Bridget.

MICHAEL MALONE COACHING RESUME

2015-16 – Present	Denver Nuggets Head Coach
2013-14 – 2014-15	Sacramento Kings Head Coach
2011-12 – 2012-13	Golden State Warriors Lead Assistant Coach
2010-11	New Orleans Hornets Lead Assistant Coach
2005-06 – 2009-10	Cleveland Cavaliers Assistant Coach
2003-04 – 2004-05	New York Knicks Assistant Coach
2001-02 – 2002-03	New York Knicks Coaching Associate
1999-00 – 2000-01	Manhattan (NCAA I) Assistant Coach
1998-99	Virginia (NCAA I) Director of Men's Basketball Administration
1995-96 – 1997-98	Providence (NCAA I) Assistant Coach
1994-95	Oakland (NCAA II) Assistant Coach





David Adelman Assistant Coach

David Adelman begins his seventh season as assistant coach with the Denver Nuggets.

Adelman served as an assistant coach during the 2016-17 season with the Orlando Magic before starting his tenure in Denver. He also spent the previous five seasons (2011-16) with Minnesota, including the final three as an assistant coach. His NBA career began in 2011 as a player development coach. He also served as head coach for the Timberwolves summer league team for three seasons. Prior to joining the Timberwolves, Adelman spent five seasons as head basketball coach at Lincoln High School in Portland, Oregon.

Adelman went 83-53 (.610) during his five seasons at Lincoln, leading the Cardinals to three Portland Interscholastic district championships (2006-07, 2009-10, 2010-11). He also guided Lincoln to the Oregon Class 6A state championship final in 2009. Adelman was named PIL Coach of the Year three times.

Prior to coaching at Lincoln, Adelman was an assistant coach at his alma mater, Jesuit High School in Portland, from 2001-06, helping the team win the state championship in 2005. He also helped Jesuit capture a state title as a player in 1999.

Adelman has participated in the NBA's Basketball Without Borders program, serving as a coach in Russia, China and Africa. He has also served as head coach at numerous clinics and camps, including Adidas Nations and the Pan Pacific Games. Adelman attended the University of Portland before joining the Jesuit staff.

Adelman is the son of Hall of Famer Rick Adelman, who served as an NBA head coach for 23 seasons. He has a degree in history from Southern New Hampshire University. Adelman and his wife, Jenny, have one son, Leonard Joseph (L.J.), and one daughter, Lennan Marie.



Ryan Saunders Assistant Coach

Ryan Saunders enters his second season with the Nuggets coaching staff after previously serving as the Head Coach of the Minnesota Timberwolves from 2019-2021.

Before joining Minnesota's staff, Saunders spent five seasons as an assistant coach with the Washington Wizards. Saunders was heavily involved in game preparation for upcoming opponents, creating extensive scouting reports and statistical analysis.

A University of Minnesota graduate, Saunders worked on Tubby Smith's staff at his alma mater after playing four seasons with the Golden Gophers where he was a two-time captain, four-time scholar athlete award winner and a 2006 Big Ten All-Academic selection. He earned his bachelor's degree in sport management.

Saunders is the son of Debbie and Flip Saunders, a 17-year NBA coaching veteran and the all-time winningest coach in Minnesota Timberwolves franchise history.



Popeye Jones Assistant Coach

Popeye Jones enters his third season with the Nuggets coaching staff after spending the 2020-21 season as an assistant coach with the Philadelphia 76ers. Prior to Philadelphia, Jones spent seven seasons with the Indiana Pacers as an assistant coach.

Jones had a three-year tenure with the Brooklyn/New Jersey Nets front office, starting in player development before transitioning to an assistant coach role. He began his coaching career with the Dallas Mavericks where he worked in player development.

Jones played collegiately at Murray State, where he is fourth on the Racers' all-time scoring list. In 1992, the school retired his No. 54. A second-round pick in the 1992 NBA Draft, Jones played one season in Italy before joining the Mavericks in 1993. Jones also appeared in 40 games during the 1999-2000 with the Nuggets, averaging 2.6 points and 2.6 rebounds in 8.3 minutes per game.

Jones career spanned 11 seasons, appearing in 535 games (304 starts) for Dallas, Toronto, Boston, Denver, Washington and Golden State. He held career averages of 7.0 points and 7.4 rebounds in 23.5 minutes per game prior to retiring in 2004.

Jones is the proud father of four sons, Justin, Seth, Caleb and Camden. Seth and Caleb currently play professional hockey in the NHL.





Ryan Bowen

Assistant Coach

Ryan Bowen enters his ninth season with the Denver Nuggets coaching staff and his 13th season as an assistant coach in the NBA. Bowen spent two seasons (2011-12 and 2012-13) with Denver before joining Coach Malone's staff in Sacramento and then returned to the Nuggets in 2015. In his role with Denver, he assists in all aspects on the coaching staff, including on-court player development.

A 10-year NBA veteran, he appeared in 507 career games with the Nuggets (1999-2000 – 2003-04), Houston Rockets (2004-05 – 2005-06), New Orleans Hornets (2007-08 and 2008-09) and Oklahoma City Thunder (2009-10). His professional experience includes time playing overseas for Oyak Renault (Turkey) and Ironi Nahariya (Israel). Bowen was selected by the Nuggets in the second round (55th overall) of the 1998 NBA Draft and was recently selected to the Nuggets All-Time Top 50 players voted on by local media.

As a collegian, Bowen enjoyed a four-year career at the University of Iowa, posting 14.4 points, 8.7 rebounds and 2.5 assists per contest during his senior year in 1997-98. He finished his career at Iowa as the school's career field goal percentage leader (.575) and career steals leader (208) and ranks fourth in blocks (124) and eighth in rebounds (804). A two-time All-Big Ten selection, Bowen was inducted into the Iowa Boys Basketball Hall of Fame in 2012.

Following retirement from professional basketball in 2009, Bowen returned to his alma mater as video coordinator for the Hawkeyes, working in that capacity for one season before departing Iowa City for a spot on the Nuggets coaching staff.

A native of Fort Madison, Iowa, Bowen and his wife, Wendy, have a daughter, Isabel, and two sons, Benjamin and Zachary. Ben is currently a sophomore, playing basketball at Denver University.



Charles Klask

Assistant Coach

Charles Klask enters his 22nd year in the NBA and sixth season with the Denver Nuggets after spending the previous four years with the Detroit Pistons coaching staff.

Previously, Klask spent the 2013-14 season as an assistant coach/advance scout with the Brooklyn Nets. He also served as an assistant coach with the Pistons from 2011-13 and worked for the Orlando Magic from 2002-11 as a video coordinator, advance scout and the last four years as the scouting information manager.

Before joining the Magic, Klask got his start in the NBA with the Pistons as a video coordinating intern in the summer of 2001 and then became the video coordinator of the Detroit Shock of the WNBA. The previous two years he worked as a coaching assistant with the Grand Rapids Hoops of the CBA and worked as an assistant coach for the Dodge City Legend of the USBL during the summer of 2000. Prior to working in professional basketball, Charles coached high school boys and girls at East Lansing High School and Livonia Stevenson.

A native of Livonia, MI, Klask attended Livonia Stevenson High School and is a graduate of Michigan State University after transferring from Schoolcraft community college and Wayne State University. He and his wife, Brienne, have two children.



John Beckett

Assistant Coach

John Beckett enters his 10th season on the Nuggets coaching staff and fifth as an assistant coach after spending the previous four seasons as Director of Player Development.


Prior to coming to Denver, Beckett was an assistant coach with the Delaware 87ers of the NBA Development League where he was responsible for conducting individual pre-game and pre-practice workouts for players, developing player strength-and-conditioning programs and preparing advanced scouting reports on upcoming opponents. He also helped prepare practice plans and provided detailed progress and scouting reports on 87ers

opponents throughout the season.

Before joining the 87ers, Beckett spent nine years with the Atlanta Hawks (2004-13), serving as the team's video coordinator and assisting with player development. In addition to creating video edits as part of the team's game preparation, Beckett led and assisted in workouts and traveled as a college scout.

In addition to his work on the court, Beckett spent 14 years as a freelance production contributor for Turner Sports and NBA TV. He was a member of the Emmy Award-winning "NBA on TNT" studio show.

After being named the 1996-97 Fayette County Player of the Year at Sandy Creek High School, Beckett attended Georgia State University before transferring to Eckerd College in St. Petersburg, Fla., in 1998. Beckett helped the Tritons to the NCAA Division II National Tournament in 2001 and graduated with a degree in Business Management. He later played professionally for the Bergheim Bandits in Germany.



Elvis Valcarcel Assistant Coach


Elvis Valcarcel enters his sixth season with the Nuggets coaching staff and second season as an assistant coach after previously serving the past four seasons as an assistant coach/advance scout.

Prior to his tenure in Denver, Elvis spent three seasons with the New Orleans Pelicans as an assistant coach and special assistant to the head coach. Valcarcel joined the Pelicans after serving as the video coordinator for the Sacramento Kings from 2013-15.

Before joining the Kings, Valcarcel was the video coordinator for the Phoenix Suns from 2009-13 after serving as the assistant video coordinator during the 2008-09 season. While with the Suns, Valcarcel also was an assistant coach for the Suns' NBA Summer League squad in 2010 and 2012 and did advance scouting in 2011 and 2012. Valcarcel was also the video coordinator for the Phoenix Mercury in 2009 as they capture the WNBA championship. Prior to Phoenix, Valcarcel worked two years as an administrative assistant/video coordinator for the men's basketball program at Seton Hall University.

From Union City, N.J., Valcarcel earned a Bachelor of Arts degree in criminal justice and sociology from Rutgers University.





Steve Short

Vice President of Sports Medicine

Dr. Short enters his 10th season with the Nuggets and currently serves as the Vice President of Sports Medicine. He joined Denver in the fall of 2014 as the team's Physical Therapist and Assistant Strength and Conditioning Coach. He is responsible for leading the development, collaboration, and integration of multidisciplinary evidence-based services delivered by organization's high-performance unit, which serves the Nuggets athletes and staff.

In 2016, Short served as the lead performance coach for the German National Basketball Team en route to a EuroBasket qualification. Prior to joining the Nuggets, he served in private practice at Back in Motion Physical Therapy in Kingsford, MI.

Short graduated with a Doctor of Physical Therapy degree from the University of Dayton after serving with the Oklahoma City Thunder during the 2013-14 season. While at UD, he conducted research for multiple NBA organizations, presented research nationally and was awarded the UD DPT Student Achievement Award.

From 2005-2010, he earned a dual undergraduate degree in Biology and Exercise Science from Michigan Tech University while quarterbacking the Huskies football team. Short also received a Minor in Psychology, a Certificate in Coaching and became a Certified Strength and Conditioning Specialist during his tenure. He was inducted into the Michigan Tech College of Sciences and Arts Academy in 2018.

Short is a board certified in both Sports and Orthopaedic Physical Therapy through the American Board of Physical Therapy Specialties and is a Fellow of the American Academy of Orthopedic Manual Physical Therapists. He was named as the American Physical Therapy Association's Outstanding Physical Therapist Fellow Award in 2020 and is an Accredited High Performance Manager (ESSA).

He resides in the foothills of the Rocky Mountains with his wife Gretchen, their children Lillian and Noah, and cat Winston.



Dan Shimensky

Head Athletic Trainer

Dan Shimensky enters his 17th season with the Denver Nuggets and his 10th as Head Athletic Trainer. In addition to helping keep the Nuggets health top priority, Dan also takes on various duties within the organization that makes the ballclub run fluently; one of which is coordinating the team's travel.

Along with being a certified and licensed (Colorado) Athletic Trainer, Shimensky has obtained his corrective exercise specialization (CES) and performance enhancement specialization (PES) certifications through the National Academy of Sports Medicine (NASM) and his certification in applied functional science (CAFS) from the Gray Institute. Dan is also a Certified Functional Strength Coach (CFSC) through Mike Boyle's strength and conditioning program. Furthermore, he has obtained his certification in dry needling under the guidelines of Dr. Yun-tao Ma's Systemic Dry Needling for Sport Performance, and in the use of the Personalized Tourniquet System for Blood Flow Restriction (BFR) rehabilitation under the Owens Recovery Science program.

Shimensky served as the Assistant Athletic Trainer/Assistant Strength and Conditioning Coach for the previous seven seasons (2007-2014) before moving into his current role. During this time he served as an executive committee member representing the Western Conference Assistant Athletic Trainers during the 2013-2014 NBA season.

A graduate of Central Washington University, Shimensky received his master's degree in exercise science. While at CWU, he was the graduate assistant athletic trainer for football and men's basketball.

Prior to his tenure at Central Washington, Shimensky completed his undergraduate work at the University of Utah, receiving his degree in exercise science with an emphasis in athletic training. He worked on the training staff for football and women's gymnastics.

While at Utah, Shimensky also had the opportunity to be involved in numerous internships with several NBA organizations including the Miami Heat (Summer, 2003), the Nuggets (Fall, 2004) and the Seattle Sonics (Summers of 2004, 05, 06).

In 2009, Shimensky was honored to be selected as Head Athletic Trainer for the USA men's U-19 Men's FIBA World Championships. Held in Auckland, New Zealand, Shimensky helped Team USA capture the gold medal, an accomplishment that had not been achieved since 1991.

In 2011, Shimensky was brought back to USA basketball as Head Athletic Trainer for the men's U-16 national team for the FIBA Americas Championship. Hosted in Cancun, Mexico, Shimensky was able to obtain a second gold medal as team USA finished with a perfect 5-0 record.

In the summer of 2022 Dan was selected as the camp's Athletic Trainer for Basketball Without Borders Asia. This camp was held in Canberra Australia bringing together top young basketball prospects from all over Asia, Oceania and the Pacific by the NBA, FIBA and participating national federations. During this time Dan was joined by other NBA, WNBA and FIBA players and coaches.

Shimensky and his wife Heather have a family that include their two sons, Hudson and Harris, daughter Henley and their dogs named Koko and Lola (R.I.P Suki).

His father, Mike, was a longtime NBA Athletic Trainer.





Felipe Eichenberger
Director of Performance/Head Strength and Conditioning Coach

Felipe Eichenberger begins his fourth season as the Nuggets Director of Performance/Head Strength and Conditioning Coach after spending the previous three seasons as the teams Head Strength and Conditioning Coach. In this role he is responsible for all the team’s weight training, conditioning, daily tracking and load management, and nutritional programs.

Eichenberger came to Denver prior to the 2011-12 campaign and served five seasons as the Assistant Strength and Conditioning coach before being named the Associate Head Strength and Conditioning coach for the 2016-17 season.

A native of Ribeirão Preto, São Paulo, Brazil, Eichenberger attended Northwestern Oklahoma State University where he was a member of the basketball team all four years and graduated with his degree in health and sports science.

Eichenberger interned for a sports development organization in Las Vegas where he trained current and future NBA players after graduating college. He then came to Denver to work as a personal trainer specializing in athletic strength and conditioning before being hired by the Nuggets.

He is an NSCA Certified Strength and Conditioning Specialist (CSCS®RSCC) and owns a master’s degree in Kinesiology. He is also certified as a Corrective Exercise Specialist (CES) through NASM, RPR, EXOS and PPSC certified, and is finishing his Muscle Activation Technique specialist certification.

Eichenberger resides in Denver with his girlfriend Carly, their daughter Gia and sons August and Maxwell.



Jason Miller
Associate Head Athletic Trainer

Jason Miller enters his 10th year with the Denver Nuggets and fifth as Associate Head Athletic Trainer. Miller assists in overseeing the treatment and rehabilitation of player injuries, overseeing evaluation and ordering of custom orthotics, and ordering medical supplies.


Miller is a graduate of the University of Iowa with a bachelor’s degree in Exercise Science, during which time he worked with the Hawkeyes athletic department and men’s basketball team. Miller then received his master’s degree in Higher Education from Auburn University at which time he spent two years as a Graduate Assistant Athletic Trainer with Auburn’s football program, before transitioning to the Head Athletic Trainer with Auburns

Men’s Basketball team for four seasons.

Miller then took a job with the University of Connecticut’s Men’s Basketball program for 4 seasons and was honored to be part of the 2004 NCAA national championship team led by Ben Gordon and Emeka Okafor. Miller then headed west to the University of Washington, where he spent one year with the Huskies’ football and baseball teams before jumping back into basketball with the Oklahoma State University Men’s Basketball program for eight seasons, before being hired in his current role with the Denver Nuggets.

Miller completed his Doctor of Athletic Training degree in August of 2020 from Moravian College.


Miller was also fortunate to be part of USA basketball, where in 2005, he worked with the U21 World Championship team held in Argentina and again in 2009 where he was part of the World University Games, held in Serbia; where the team received the Bronze Medal. He has also assisted with the Serbian National Team during the 2019 World Championships throughout China and 2022 EuroBasket Championships in Prague, Czech Republic and Berlin, Germany. In addition to being a Certified Athletic Trainer, Miller holds multiple certifications including: Certified Exercise Specialist (CES), Performance Enhancement Specialist (PES), Certified Strength and Conditioning Coach (CSCS), Graston Technique, and Active Release. Miller and his wife Teresa reside in Denver with their two sons Henry and Sawyer.




CLAUS ANTUNES DE SOUZA
 ASSISTANT STRENGTH AND CONDITIONING COACH



ERNIE CONTRERAS
 APPLIED SPORTS SCIENTIST/ASSISTANT STRENGTH AND CONDITIONING COACH



JACK FRIESEN
 PHYSICAL THERAPIST



ABBEY LATHROP
 PERFORMANCE DIETICIAN





GISELLE MONTOYA
MESSAGE THERAPIST





TODD CHECOVICH
DIRECTOR OF COLLEGE SCOUTING



JARED JEFFRIES
COLLEGE SCOUT



JARRETT STEPHENS
COLLEGE SCOUT



DETHIE FALL
DIRECTOR OF PRO SCOUTING



DARRELL ARTHUR
PRO SCOUT/PLAYER DEVELOPMENT COACH




CHAD ISKE
PRO SCOUT



MIKE PENBERTHY
PRO SCOUT/SHOOTING COACH



MARTYNAS POCIUS
STRATEGY AND PLANNING/INTERNATIONAL SCOUT



HERB LIVSEY
LEAD SCOUT



RAFAL JUC
INTERNATIONAL SCOUT



STEPHEN GRAHAM
PLAYER DEVELOPMENT COACH



BONIFACE N'DONG
PLAYER DEVELOPMENT COACH



SEAN NOLAN
PLAYER DEVELOPMENT ASSOCIATE



JOHN GAULT
PLAYER DEVELOPMENT ASSOCIATE



BASKETBALL STAFF



MAKALAH EMANUEL
MANAGER, MEDIA RELATIONS



MARCUS FOUNTAIN
TEAM SECURITY




NEEL GANTA
BASKETBALL STRATEGY/ANALYTICS COORDINATOR



SPARKY GONZALES
EQUIPMENT MANAGER



CAM GRIFFIN
ASSISTANT VIDEO COORDINATOR



CONNOR GRIFFIN
HEAD VIDEO COORDINATOR/PLAYER DEVELOPMENT



KEVIN JACKSON
TEAM SECURITY



GENE MARQUEZ
ASSISTANT EQUIPMENT MANAGER



MORGAN MONTGOMERY
BASKETBALL OPERATIONS COORDINATOR/PLAYER PROGRAMS



ANDREW MUNSON
SPECIAL ASSISTANT TO THE HEAD COACH



NICK O'HAYRE
VICE PRESIDENT, MEDIA RELATIONS



BOBBY SIMMONS
TEAM SECURITY



OGNJEN STOJAKOVIC
ASSISTANT COACH



LAYNE VASHRO
SENIOR ANALYST, BASKETBALL ANALYTICS



WAYNE WATTS
DIRECTOR OF PLAYER ENGAGEMENT



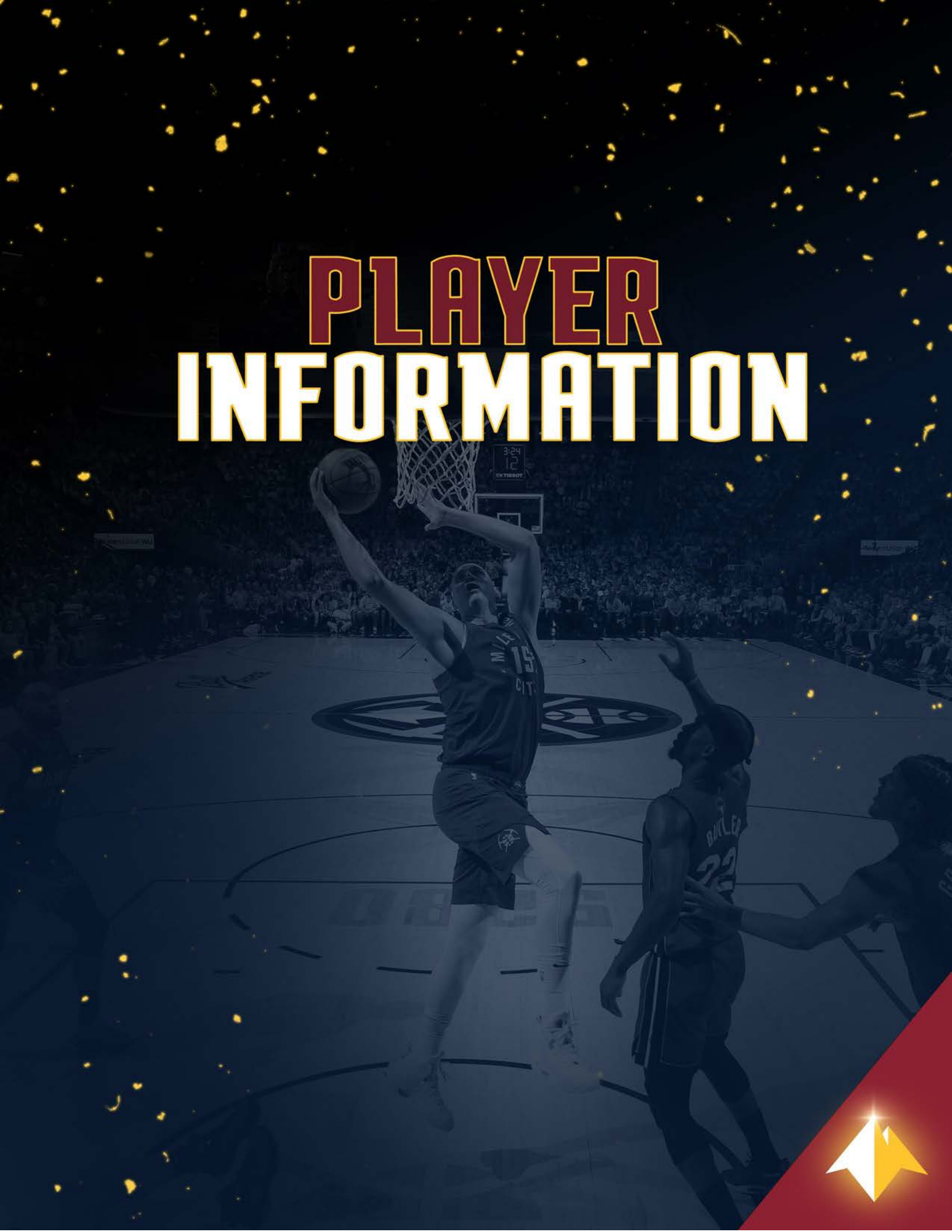
SHEMAR WAUGH
PLAYER SERVICES/PLAYER DEVELOPMENT ASSOCIATE



CODY WISE
DIRECTOR, MEDIA RELATIONS



PLAYER INFORMATION



NUGGETS 2023-24 TRAINING CAMP ROSTER



NO.	PLAYER	POS.	HT.	WT.	PRIOR TO NBA/HOME COUNTRY	NBA EXP.
20	Souley Boum [^]	G	6-3	175	Xavier/USA	R
0	Christian Braun	F	6-6	210	Kansas/USA	1
5	Kentavious Caldwell-Pope	G	6-5	204	Georgia/USA	10
31	Vlatko Cancar	F	6-8	236	KK Mega Bemax (Serbia)/Slovenia	4
13	Armaan Franklin [^]	G	6-4	204	Virginia/USA	R
10	Andrew Funk [^]	G	6-5	200	Penn State/USA	R
21	Collin Gillespie [*]	G	6-3	190	Villanova/USA	1
50	Aaron Gordon	F	6-8	235	Arizona/USA	9
9	Justin Holiday	G	6-6	180	Washington/	10
30	Jay Huff [*]	C	7-1	240	Virginia/USA	2
7	Reggie Jackson	G	6-2	208	Boston College/Italy	12
15	Nikola Jokic	C	7-0	284	KK Mega Vizura/Serbia	8
6	DeAndre Jordan	C	6-11	265	Texas A&M/USA	15
11	Braxton Key	F	6-8	225	Virginia/USA	2
27	Jamal Murray	G	6-4	215	Kentucky/Canada	7
22	Zeke Nnaji	F	6-11	240	Arizona/USA	3
24	Jalen Pickett	F	6-4	202	Penn State/USA	R
1	Michael Porter Jr.	F	6-10	218	Missouri/USA	4
3	Julian Strawther	G	6-7	205	Gonzaga/USA	R
4	Hunter Tyson	F	6-8	215	Clemson/USA	R
8	Peyton Watson	F	6-8	200	UCLA/USA	1

^{*}Player under two-way contract, [^]Substitute Player

STAFF

Head Coach: Michael Malone (Loyola-MD)

Assistant Coaches: David Adelman (Portland), Ryan Saunders (Minnesota), Popeye Jones (Murray State), Ryan Bowen (Iowa), Charles Klask (Michigan State), John Beckett (Eckerd College), Ognjen Stojakovic

Player Development: Stephen Graham (Oklahoma State), Boniface N'Dong

Special Assistant to the Head Coach: Andrew Munson (Iowa)

Head Video Coordinator/Player Development: Connor Griffin (Washington)

Assistant Video Coordinator: Cam Griffin (Denver)

VP of Sports Medicine: Steve Short (Dayton)

Head Athletic Trainer: Dan Shimensky (Utah)

Associate Head Athletic Trainer: Jason Miller (Iowa)

Director of Performance/Head Strength and Conditioning Coach: Felipe Eichenberger (N.W. Oklahoma State University)

Assistant Strength and Conditioning Coach: Claus Antunes de Souza (Tulsa)

Applied Sports Scientist/Assistant Strength and Conditioning Coach: Ernie Contreras (USF)

Physical Therapist: Jack Friesen

Performance Dietician: Abbey Lathrop (Penn State)

Massage Therapist: Giselle Montoya

PRONUNCIATION GUIDE

Christian Braun (Brown); Vlatko Cancar (CHAN-char); Nikola Jokic (ni-KOLA yo-kitch); Zeke Nnaji (NAH-jee)

HOW THE NUGGETS WERE BUILT

FREE AGENTS

2023 - Reggie Jackson
 2022 - Collin Gillespie
 - DeAndre Jordan

OBTAINED VIA TRADE

2022 - Kentavious Caldwell-Pope
 - Peyton Watson
 2021 - Aaron Gordon

OBTAINED VIA DRAFT

2022 - Christian Braun
 2020 - Zeke Nnaji
 2018 - Michael Porter Jr.
 2017 - Vlatko Cancar
 2016 - Jamal Murray
 2014 - Nikola Jokic






#0 CHRISTIAN BRAUN

Position: Forward
 Height: 6'6"
 Weight: 210
 DOB: 4/17/2001
 College: Kansas
 Pro Experience: 1 Years

2022-23 STATS:
 PPG: 4.7
 RPG: 2.4
 APG: 0.8

2022-23: Appeared in 76 games (six starts) in his rookie season, averaging 4.7 points and 2.4 rebounds in 15.5 minutes ... Finished with 10 points (4-6 FG, 1-2 3FG), four rebounds and four assists in 26 minutes at MIA on 2/13 ... Recorded 11 points (5-8 FG), seven rebounds and four steals in 27 minutes at CHA on 2/11 ... Registered a career-high 19 points (7-10 FG, 2-2 3FG) and five rebounds in a career-high 34 minutes at MIN on 2/5. Braun's seven made FG's were a career-high ... Posted 10 points (2-4 3FG), seven rebounds, two assists and two steals in 32 minutes vs. ATL on 2/4 ... Tallied 10 points (4-7 FG, 1-2 3FG), six rebounds, three assists and two blocks in 22 minutes vs. OKC on 1/22 ... Registered nine points (3-5 FG, 3-4 3FG) and two assists in 16 minutes vs. OKC on 10/22 ... Registered first NBA points on 10/21 vs. GSW, finishing with four points, five rebounds, three assists, and three steals in 22 minutes of play.

PLAYOFFS:
2023: Made his NBA Playoff debut on 4/16/23 vs. MIN, getting three points, three rebounds, and one block ... Appeared in 19 games, averaging 3.2 points and 2.1 rebounds in 13 minutes in four series ... Scored 15 points, grabbed four rebounds, and collected one steal vs. MIA on 6/7 ... Grabbed four steals along with five rebounds in 13 minutes vs. PHX on 4/29.

CAREER TRANSACTIONS:
 Signed a multi-year deal with the Denver Nuggets on 7/3/22 ... Drafted by the Denver Nuggets in the first round, 21st overall, in the 2022 NBA Draft.

COLLEGE:
Career: Played three seasons at Kansas (2019-22), winning the 2022 NCAA National Championship. He played in 101 games (74 starts), averaging 10.1 points, 5.0 rebounds and 1.8 assists in 28.5 minutes ... 2 x Big 12 Player of the Week ... **2021-22 (Junior):** Won the 2022 NCAA Championship ... USBWA All-District Team (VI) ... NABC All-District (8) Second Team ... All-Big 12 Second Team ... Big 12 Championship All-Tournament Team ... Appeared in 40 games (39 starts), averaging a career-high 14.1 points, a career-high 6.5 rebounds and a career-high 2.8 assists in a career-high 34.3 minutes ... **2020-21 (Sophomore):** All-Big 12 Honorable Mention ... Played in 30 games (all starts), averaging 9.7 points, 5.2 rebounds and 1.9 assists in 31.1 minutes ... **2019-20 (Freshman):** Big 12 All-Freshman Team ... Appeared in 31 games (five starts), averaging 5.3 points and 2.9 rebounds in 18.4 minutes.

PERSONAL:
 Full name is Christian Nicholas Braun ... Born in Burlington, KS. ... Parents are Lisa and Donny Braun ... Has two brothers, Parker and Landon ... Brother Parker played basketball for two seasons at Missouri and is now at Santa Clara ... Father was a former walk-on at Kansas and later transferred to Saint Louis ... Mother, formerly Lisa Sandbothe, was a three-time All-Big Eight Conference selection while at Missouri from 1987-91 ... His uncle, Mike Sandbothe, played at Missouri from 1986-89, as did his aunt, Lori Sandbothe from 1988-90 ... Enjoys playing golf and video games ... Majored in communication studies.

CHRISTIAN BRAUN - NBA REGULAR SEASON STATISTICS																						
SEASON	TEAM	GP	GS	MIN	FG	FGA	FG%	3PM	3PA	3P%	FT	FTA	FT%	OR	DR	TOT	A	ST	TO	BS	PTS	PPG
2022-23	DEN	76	6	1,181	143	289	.495	34	96	.354	40	64	.625	48	133	181	59	41	35	17	360	4.7
TOTALS		76	6	1,181	143	289	.495	34	96	.354	40	64	.625	48	133	181	59	41	35	17	360	4.7
AVERAGE		--	--	15.5	1.9	3.8	--	0.4	1.3	--	0.5	0.8	--	0.6	1.8	2.4	0.8	0.5	0.5	0.2	4.7	--

CHRISTIAN BRAUN - NBA POSTSEASON STATISTICS																						
SEASON	TEAM	GP	GS	MIN	FG	FGA	FG%	3PM	3PA	3P%	FT	FTA	FT%	OR	DR	TOT	A	ST	TO	BS	PTS	PPG
2022-23	DEN	19	0	247	24	45	.533	2	10	.200	11	19	.579	12	27	39	11	11	10	4	61	3.2
TOTALS		19	0	247	24	45	.533	2	10	.200	11	19	.579	12	27	39	11	11	10	4	61	3.2
AVERAGE		--	--	13.0	1.3	2.4	--	0.1	0.5	--	0.6	1.0	--	0.6	1.4	2.1	0.6	0.6	0.5	0.2	3.2	--





	REG CAREER HIGHS		POST CAREER HIGHS		2022-23 REG HIGHS		2022-23 POST HIGHS
PTS	19 at MIN 2/5/23	PTS	15 at MIA 6/7/23	PTS	19 at MIN 2/5/23	PTS	15 at MIA 6/7/23
FGM	7 at MIN 2/5/23	FGM	7 at MIA 6/7/23	FGM	7 at MIN 2/5/23	FGM	7 at MIA 6/7/23
FGA	11 3 times (@ PHX, 4/6/23)	FGA	8 at MIA 6/7/23	FGA	11 3 times (@ PHX, 4/6/23)	FGA	8 at MIA 6/7/23
3FGM	3 vs. OKC 10/22/22	3FGM	1 2 times (vs. MIN, 4/25/23)	3FGM	3 vs. OKC 10/22/22	3FGM	1 2 times (vs. MIN, 4/25/23)
3FGA	5 2 times (@ PHX, 4/6/23)	3FGA	2 2 times (vs. LAL, 5/16/23)	3FGA	5 2 times (@ PHX, 4/6/23)	3FGA	2 2 times (vs. LAL, 5/16/23)
FTM	4 at UTA 4/8/23	FTM	3 vs. MIA 6/12/23	FTM	4 at UTA 4/8/23	FTM	3 vs. MIA 6/12/23
FTA	5 at UTA 4/8/23	FTA	6 vs. MIA 6/12/23	FTA	5 at UTA 4/8/23	FTA	6 vs. MIA 6/12/23
OREB	3 at POR 12/8/22	OREB	2 2 times (@ MIA, 6/7/23)	OREB	3 at POR 12/8/22	OREB	2 2 times (@ MIA, 6/7/23)
DREB	6 at UTA 4/8/23	DREB	3 2 times (vs. PHX, 5/1/23)	DREB	6 at UTA 4/8/23	DREB	3 2 times (vs. PHX, 5/1/23)
TREB	7 2 times (@ CHA, 2/11/23)	TREB	5 vs. PHX 4/29/23	TREB	7 2 times (@ CHA, 2/11/23)	TREB	5 vs. PHX 4/29/23
ASTS	4 2 times (vs. DAL, 2/15/23)	ASTS	3 vs. MIA 6/4/23	ASTS	4 2 times (vs. DAL, 2/15/23)	ASTS	3 vs. MIA 6/4/23
STLS	4 at CHA 2/11/23	STLS	4 vs. PHX 4/29/23	STLS	4 at CHA 2/11/23	STLS	4 vs. PHX 4/29/23
BLKS	2 vs. OKC 1/22/23	BLKS	1 4 times (vs. MIA, 6/12/23)	BLKS	2 vs. OKC 1/22/23	BLKS	1 4 times (vs. MIA, 6/12/23)
MINS	34 at MIN 2/5/23	MINS	24 vs. MIA 6/12/23	MINS	34 at MIN 2/5/23	MINS	24 vs. MIA 6/12/23





2022-23 GAME-BY-GAME REGULAR SEASON STATISTICS (DEN)

Table with columns: DATE, OPP, P/S, MIN, FG, FGA, FG%, 3PM, 3PA, 3P%, FT, FTA, FT%, OR, DR, TOT, A, ST, BS, TO, PF, +/-, PTS, WL, SCORE. Rows include game dates and opponents from 10/19/22 to 04/09/23, plus a 2022 season total and average row.





2022-23 GAME-BY-GAME POSTSEASON STATISTICS (DEN)

DATE	OPP	P/S	MIN	FG	FGA	FG%	3PM	3PA	3P%	FT	FTA	FT%	OR	DR	TOT	A	ST	BS	TO	PF	+/-	PTS	WL	SCORE	
04/16/23	MIN	P	19:27	1	1	1.000	0	0	.000	1	2	.500	1	2	3	1	0	1	0	0	12	3	W	109-80	
04/19/23	MIN	P	07:22	1	2	.500	0	0	.000	0	0	.000	0	2	2	0	0	0	0	1	1	2	W	122-113	
04/21/23	at MIN	P	13:57	4	5	.800	1	2	.500	0	0	.000	0	0	0	2	0	0	1	2	1	9	W	120-111	
04/23/23	at MIN	P	13:01	0	2	.000	0	1	.000	0	0	.000	1	1	2	1	0	0	0	2	-4	0	L	108-114 (OT)	
04/25/23	MIN	P	9:34	1	1	1.000	1	1	1.000	0	0	.000	1	1	2	0	0	0	1	1	7	3	W	112-109	
04/29/23	PHX	P	13:56	0	4	.000	0	1	.000	1	2	.500	2	3	5	1	4	0	2	2	-7	1	W	125-107	
05/01/23	PHX	P	15:47	1	2	.500	0	0	.000	0	0	.000	0	3	3	0	0	0	3	15	2	W	97-87		
05/05/23	at PHX	P	09:54	1	2	.500	0	1	.000	0	0	.000	1	2	3	0	1	0	1	5	-3	2	L	114-121	
05/07/23	at PHX	P	8:12	0	0	.000	0	0	.000	1	2	.500	1	1	2	0	0	0	0	0	-10	1	L	124-129	
05/09/23	PHX	P	19:40	2	3	.667	0	0	.000	1	2	.500	0	2	2	0	1	0	2	2	-5	5	W	118-102	
05/11/23	at PHX	P	14:26	1	2	.500	0	0	.000	2	2	1.000	0	2	2	0	0	0	0	1	15	4	W	125-100	
05/16/23	LAL	P	12:14	0	2	.000	0	2	.000	0	0	.000	0	1	1	0	0	1	0	1	-16	0	W	132-126	
05/18/23	LAL	P	4:30	0	2	.000	0	1	.000	0	0	.000	1	0	1	0	0	0	0	2	-2	0	W	108-103	
05/20/23	at LAL	P	3:22	0	0	.000	0	0	.000	0	0	.000	0	1	1	0	0	0	0	1	-3	0	W	119-108	
05/22/23	at LAL																						W	113-111	
06/01/23	MIA	P	8:11	0	1	.000	0	0	.000	0	0	.000	0	1	1	1	0	0	1	2	-1	0	W	104-93	
06/04/23	MIA	P	15:25	3	3	1.000	0	0	.000	0	0	.000	1	0	1	3	3	0	1	2	8	6	L	108-111	
06/07/23	at MIA	P	19:02	7	8	.875	0	1	.000	1	1	1.000	2	2	4	1	1	0	1	1	2	15	W	109-94	
06/09/23	at MIA	P	14:45	0	1	.000	0	0	.000	1	2	.500	0	1	1	0	1	1	0	1	-17	1	W	108-95	
06/12/23	MIA	P	24:17	2	4	.500	0	0	.000	3	6	.500	1	2	3	1	0	1	0	0	0	7	W	94-89	
2022	TTL	19-0	238	24	45	.533	2	10	.200	11	19	.579	12	27	39	11	11	4	10	29	-7	61	16-4		
2022	AVG	--	12.5	1.3	2.4	--	0.1	0.5	--	0.6	1.0	--	0.6	1.4	2.1	0.6	0.6	0.2	0.5	1.5	-0.4	3.2	--	--	






#5 KENTAVIOUS CALDWELL-POPE

Position: Guard
Height: 6'5"
Weight: 204
DOB: 2/18/1993
College: Georgia
Pro Experience: 10 Years

2022-23 STATS:
PPG: 10.8
RPG: 2.7
APG: 2.4

2022-23:

Appeared in 76 games (all starts), averaging 10.8 points, 2.7 rebounds, 2.4 assists and 1.5 steals in 31.3 minutes ... Shot 46.2% from the field, 42.3% from three, and 82.4% from the free-throw line ... Made 3+ threes in 23 games ... Scored 10+ points 42 times, 20+ points five times, and had a team-high 3+ steals in 16 contests ... Tallied 21 points (7-12 FG, 6-8 3FG), three assists, and a season-high tying two blocks in 29 minutes at UTA on 4/8. Caldwell-Pope tied his season-high with six made three-pointers ... Posted 14 points (5-9 FG, 2-5 3FG), six assists and two steals in 30 minutes at HOU on 2/28 ... Finished with 15 points (5-11 FG, 3-7 3FG, 2-2 FT), five rebounds, four steals and two blocks in 38 minutes vs. NOP on 1/31 ... Recorded 20 points (8-15 FG, 4-9 3FG), four rebounds and five assists in 32 minutes vs. CHA on 12/18. Caldwell-Pope made eight FG's ... Registered 15 points (3-8 3FG) and seven rebounds in a season-high 41 minutes at OKC on 11/23 ... Registered 15 points (5-7 FG, 3-4 3FG, 2-2 FT), eight rebounds, two assists and two steals in 31 minutes at IND on 11/9 ... Recorded a season-high tying 21 points (7-13 FG, 6-10 3FG), five rebounds and two assists in 32 minutes vs. OKC on 10/22. Caldwell-Pope's six made three-pointers tied a season-high.

CAREER:

NBA: NBA Champion (2020, 2023) ... Has appeared in 759 games (617 starts) for the Lakers, Pistons, Wizards and Nuggets ... Owns career averages of 11.5 points, 3.1 rebounds, 1.8 assists and 1.1 steals in 29.5 minutes ... Has scored 10+ points in 434 games, 20+ points in 99 games and 30+ points in nine games ... Has recorded nine career double-doubles ... Has missed just 40 games through his first nine professional seasons ... Member of the 2016 USA Men's Select Team ... Participated in the BBVA Compass Rising Stars Challenge at NBA All-Star 2015, recording eight points, two assists and two steals in 20 minutes for the U.S. team ... **2021-22 (Washington):** Played in 77 games (all starts) for Washington, averaging 13.2 points, 3.4 rebounds and 1.9 assists per game ... Shot .435 from the field and .390 from three ... Added 1.1 steals per game ... Made 3+ three-point field goals in 30 games, surpassing his 2014-15 campaign (27) for the most such games in a single season in his career ... Scored in double figures 52 times, including 12 20+ point outings ... Tallied a season-high 35 points on 13-of-19 (6-11 3PT) shooting on 4/1 vs. DAL ... Shot 100% from the floor, knocking down 8-of-8 shots for 22 points on 3/27 vs. GSW, marking the first game of his career with 1.000 FG% with at least five FGA ... Recorded a then-season-high 28 points (10-12 FG, 6-6 3PT), becoming the third player in franchise history and the first since 2004 to make all three-pointers with 6+ three-point field goal attempts ... Tallied 27 points (9-18 FG, 5-8 3PT), knocking down five 3PT on 2/16 at IND ... Recorded his first double-double as a Wizard on 1/12 vs. ORL, amassing 12 points and a season-high 10 rebounds ... Eclipsed 7,000 career points with a 10 point outing on 11/13 at ORL ... **2020-21 (LA Lakers):** Appeared in 67 games (all starts) for the Los Angeles Lakers, averaging 9.7 points, 2.7 rebounds and 1.9 assists in 28.4 minutes per game ... Shot a career-best .460 from three-point range ... Totaled 120 three-pointers on the season, the second most three-point makes on the team ... Reached double-figures in 31 games ... Scored 20+ points on five occasions ... Scored a season-high 29 points on 4/22/21 at Dallas ... Totaled one double-double on the season ... Made at least three three-point makes in 17 games ... Did not play in five games (injury) ... **2019-20 (LA Lakers):** Won an NBA Championship ... Appeared in 69 games (26 starts), averaging 9.2 points, 2.1 rebounds and 1.6 assists in 25.5 minutes per game ... Scored in double figures 34 times, including one 20+ game ... Had season-best 20 points 1/18 at HOU ... Moved into the franchise's top-10 in three-pointers 1/11 ... Scored a then-season-high 16 points, including 12 fourth-quarter points, in narrow win 11/15 vs. SAC ... Made first start of season 11/5 at CHI, scoring eight points ... Totaled three rebounds and three assists in season-opener 10/22 at LAC ... Missed two games due to a right foot contusion (8/10-8/13), his first games missed since January 2018 ... **2018-19 (LA Lakers):** Was the only player on the Lakers roster this season to appear in all 82 games (23 starts), averaging 11.4 points, 2.9 rebounds and 1.3 assists in 24.8 minutes ... Scored in double figures 42 times, including 12 20+ performances and three 30+ contests ... Led the team in scoring nine times, assists once, steals 19 times, blocks three times and minutes four times ... Connected on at least five 3FG in nine games this season ... Finished the season strong, averaging 23.8 points, 4.8 rebounds, 5.0 assists and 1.2 steals over the team's final five games ... Finished with 32 points in second consecutive game, also adding a season-best eight assists and five rebounds in final game of season 4/9 vs. POR, good for his third 30+ outing of the year and the eighth of his career ... Had 32 points 4/7 vs. UTA, including 23 points in the second half to tie his single-half career high ... Scored team-high 29 points (6-12 3FG) with five rebounds 3/26 vs. WAS ... In return to starting lineup 3/24 vs. SAC, had 16 points, a season high eight rebounds and four assists in 33 minutes ... Had a season-high 35 points (12-20 FG, 8-14 3FG) off the bench 3/19 at MIL, his highest scoring outing as a Laker and the team's top total for a reserve this season ... He became the sixth player in the NBA to score 35+ off the bench in 2018-19, the highest total by a Lakers player since 2016 (35, L. Williams, 12/9/2016 vs. PHX) ... Scored 24 points (4-8 3FG, 6-6 FT) with six rebounds and two steals off the bench 3/12 at CHI ... Finished with a then-season-high 26 points, three rebounds and two steals in 28 minutes 12/30 vs. SAC ... Recorded then-season-highs in points (25) and assists (five) 12/16 at WAS, his first 20-point game of the year ... Scored 13 points, including a career-high-tying eight free throws 11/30 vs. DAL ... In that game, his season-best streak of consecutive free throws made ended at 26 ... Registered a season-high and career-high-tying five steals 11/25 vs. ORL ... Scored a then-season-high 14 points with two rebounds, one steal and one assist in a team-high 33 minutes 10/24 at PHX, his first game off the bench in 2018-19 ... Totaled five points and two rebounds in season-opener 10/18 at POR ... **2017-18 (LA Lakers):** Appeared in 74 games (all starts), averaging 13.4 points, 5.2 rebounds, 2.2 assists and 1.4 steals in 33.2 minutes ... On the season, recorded career bests in field goal percentage (.426), three-point percentage (.383) and rebound average (5.2) ... Scored in double figures in 55 games, including 13 20+ point performances and one game with 30+ ... Led the team in scoring eight times, rebounds nine times, assists twice, steals 28 times and blocks six times ... Shot a career-best 42.6 percent from the field on the season ... Pulled down a career-high 14 rebounds along with 10 points on 2/26 at Atlanta ... Scored season-high 34 points (12-20 FG, 8-14 3FG) with seven rebounds on 2/24 at Sacramento ... Finished with a season-high eight assists, along with eight rebounds and five points on 2/14 at NOP ... Swiped a career-high five steals, along with 10 points and four rebounds on 1/11 vs. SAS ... Scored 20+ points in fourth straight game 11/29 vs. GSW (21 points), the longest 20+ scoring streak of his career ... Recorded 13 points, six rebounds, two assists and one steal on 10/31 vs. DET, his first meeting against his former team ... Registered 20 points (7-11 FG), two rebounds, one assist, two steals and one block in his Lakers debut on 10/22 vs. NOP ... Missed two games due to NBA suspension (10/19-10/20), four games due to personal reasons (12/14, 12/20, 12/31-1/1) and two games due to right Achilles tendon strain (1/19-1/21) ... **2016-17 (Detroit):** Appeared in 76 games (75 starts) with the Detroit Pistons, averaging 13.8 points, 3.3 rebounds, 2.5 assists and 1.2 steals in 33.3 minutes ... Scored 10+ points 49 times, including 20 games of 20+ points and two games of 30+ points ... Posted one double-double ... Led the team in scoring 17 times, rebounding twice and assists eight times ... Recorded his 400th career 3FG on 1/1 at MIA and 400th career assist on 12/28 vs. MIL ... Became just the fourth player in Pistons franchise history to connect on 100+ 3FG in three straight seasons, knocking down 153





this year ... Finished the year ranked seventh on Detroit's all-time 3FG list (479) ... Recorded a single season career-best 194 assists ... Scored a career-best 38 points on 2/1 vs. New Orleans, going along with highs in 3FG (8) and steals (4) ... Also notched the Pistons individual marks for single-game points (38) and points in a quarter (17) ... Dished out a career-high 10 assists on 11/25 vs. LAC, going along with 16 points for his only double-double of the year ... Missed five games due to injury: one with a right knee contusion (12/11) and four with a left rotator cuff strain (1/13-1/22) ... **2015-16 (Detroit):** Appeared in 76 games (all starts) for the Detroit Pistons, averaging 14.5 points, 3.7 rebounds, 1.8 assists and 1.5 steals in 36.7 minutes ... Ranked fourth in the NBA in minutes per game (36.7) and 28th in steals per game (1.5 spg) ... Led the team in scoring 17 times and in assists four times ... Scored 10+ points 59 times, 20+ points 16 times and 30+ points once ... Grabbed 10+ rebounds once and recorded one double-double ... Scored 31 points (10-16 FG, 3-4 3FG, 8-8 FT) on 12/16 vs. BOS ... Registered 10 rebounds on 1/2 at IND ... Collected four steals four times ... Recorded a season-high two blocks twice, both coming against ATL ... Played a career-high 49 minutes on 12/18 at CHI ... Led the team in total minutes for the second consecutive season ... His 2,789 minutes were the most by a Piston since Tayshaun Prince's 3,057 minutes in 2008-09 ... Scored his 2,000th career point on 1/4 vs. ORL and played in his 200th career game on 1/12 vs. SAS ... Recorded his 200th career steal on 12/6 vs. LAL ... Made 100+ 3FG (114) for the second consecutive season and connected on three or more 3-pointers 12 times ... Recorded career highs in FTM (185) and FTA (228) and shot a career-high 81.1 percent from the charity stripe ... Had career highs in free throws made (7) and attempted (10) on 11/29 at BKN ... Missed six games due to injury: four with a core muscle strain (2/4-2/10), one due to illness (3/23) and one for rest (4/13) ... **2014-15 (Detroit):** Appeared in career-high 82 games (all starts) with Detroit, averaging 12.7 points, 3.1 rebounds, 1.3 assists and 1.1 steals in 31.5 minutes ... Scored 10+ points 55 times and 20+ points four times ... Led the team in scoring 10 times and in assists once ... Scored season-high 28 points on 1/31 vs. HOU and grabbed season-high eight rebounds twice ... Dished out five assists on 12/7 vs. OKC and tied four steals three times ... Recorded career-high three blocks on 1/31 vs. HOU ... Was one of only 11 players in the NBA to start all 82 games ... Recorded his first 1,000-point season and recorded career-high totals in points (1,043), field goals (390), 3FG (153), rebounds (255), assists (109), steals (93), blocks (18) and minutes (2,587) ... Led the team in total minutes and minutes per game (31.5) ... Led the team in 3FG made (153) and attempted (444) ... Made career-high six 3-pointers twice ... Improved his scoring from the previous season by 6.8 points which ranked second in the NBA (Jimmy Butler – 6.9 points) among players who played 50+ games in both seasons ... **2013-14 (Detroit):** Appeared in 80 games (41 starts) with Detroit, averaging 5.9 points and 2.0 rebounds in 19.8 minutes per game ... Scored 10+ points 15 times, 20+ points once and 30+ points once ... Led the team in scoring once and in rebounding once ... In 41 games as a starter, averaged 7.9 points (.410 FG, .344 3FG, .722 FT), 2.5 rebounds, 0.9 assists, 1.2 steals and 26.5 minutes compared to 3.8 points, 1.3 rebounds, 0.4 assists and 12.7 minutes in 39 games as a reserve ... Among NBA rookie leaders, ranked 13th in scoring (5.9 ppg), 15th in rebounds (2.0 rpg) and 3rd in steals (0.9 spg) ... Scored 30 points (11-19 FG, 5-7 3FG) on 4/16 at OKC ... Grabbed 10 rebounds on 3/19 at DEN ... Dished out four assists on 1/22 at MIL ... Blocked two shots on 3/29 at PHI and recorded four steals three times ... Played 44 minutes twice ... DNP-CD twice.

PLAYOFFS:

Career: Has appeared in 50 playoff games (all starts) for the Lakers, Pistons, and Nuggets averaging 10.6 points, 2.8 rebounds, 1.5 assist, and 1.2 steals in 31.7 minutes ... Has scored 10+ points in 30 games, including three 21-point contests ... Collected at least one steal in 38 games ... Owns shooting percentages of .433 from the field and .824 from the free-throw line ... **2022-23 (Denver):** Appeared in 20 games (all starts) and averaged 10.6 points, 3.3 rebounds, 1.6 assist, and 1.3 steals in 33.6 minutes ... Recorded at least one steal in 11 back-to-back games (between 4/19 - 5/16) ... Posted 15 points, four rebounds, and one assist in 31 minutes during Playoff Opener vs. MIN on 4/16 ... Played for 41 minutes during Game 5 vs. PHX – marking the third 40+ minutes played in a career playoff game - finishing with 14 points (5-6 FG, 4-4 3FG), five rebounds, two assists, and one steal ... Tallied 10 points, two rebounds, one assist, and two steals in 28 minutes vs. PHX in the Western Conference Semifinals on 5/7 ... Logged 21 points (7-11 FG, 2-5 3FG, 5-5 FT), five rebounds, three assists, two steals, and one block during Game 6 of the Western Conference Semifinals vs. PHX on 5/11 ... Followed that game up with another 21-point performance along with two rebounds, three assists, two steals, and one block against LAL on 5/16 for Game 1 of the Western Conference Finals ... Finished with 11 points, four rebounds, two assists, two steals, and three blocks in 34 minutes vs. MIA during Game 5 of the NBA Finals, helping the Nuggets win their first Championship ... **2020-21 (LA Lakers):** Appeared in four games (all starts) for the Lakers in the first round vs. Phoenix ... Averaged 6.2 points, 2.8 rebounds, 1.0 assists and 1.0 steal in 29.2 minutes per game ... Scored a series-high 19 points (7-11 FG) on 6/3 ... Missed one game 5/30 due to a sore knee ... **2019-20 (LA Lakers):** Won the 2020 NBA Championship ... Appeared in 21 games (all starts), averaging 10.7 points, 2.1 rebounds, 1.3 assists and 1.0 steal in 29.0 minutes ... Shot 37.8 percent (45-119) from beyond the arc ... Scored in double figures 15 times ... Had postseason-high 17 points, two rebounds and one steal in 33 minutes of title-clinching win 10/11 at MIA ... In that game, tallied career highs for points scored in a postseason half (15, first) and postseason quarter (11, second) ... Logged three steals in Lakers playoff debut 8/18 vs. POR ... **2015-16 (Detroit):** Appeared in four games (all starts) with Detroit, averaging 15.3 points, 4.3 rebounds, 2.8 assists and 1.8 steals in 40.3 minutes ... Scored in double figures three times, including one 20-point game.

CAREER TRANSACTIONS:

Signed a contract extension with Denver on 7/16/22 ... Traded to the Denver Nuggets on 7/6/22 ... Traded to the Washington Wizards on 8/6/21 ... Signed a multi-year contract with the LA Lakers on 11/22/20 ... Signed as a free agent with the LA Lakers on 7/6/19 ... Signed as a free agent with the LA Lakers on 7/6/18 ... Signed a contract with the Los Angeles Lakers on 7/13/17 ... Signed a contract with Detroit on 7/19/13 ... Drafted by the Detroit Pistons in the first round, eighth overall, in the 2013 NBA Draft on 6/27/13.

COLLEGE:

2012-13 (Georgia): Was an early entry candidate for the 2013 NBA Draft...Named 2012-13 SEC Player of the Year by both the coaches and the media...All-SEC First Team selection...As a sophomore, ranked second in the SEC in scoring with 18.5 points per game...Was one of only nine players in all of NCAA Division I to score in double figures in each of his team's games...Finished third in the SEC in three-point percentage (37.3) and second in three-pointers per game (2.6)...Also led the team in rebounds (7.1 rpg), steals (2.0 spg) and minutes (33.9 mpg)...Recorded seven double-doubles on the season...In his final collegiate game, scored a career-high 32 points (25 in second half), against LSU 3/14 in the SEC tournament...2011-12 (Georgia): As a freshman, averaged 13.2 points, 5.2 rebounds, 1.2 assists and 1.8 steals in 32.1 minutes per game...Named to the Coaches' Freshman All-SEC Team...Earned SEC Freshman of the Week honors once (12/19/11)...Scored a season-high 25 points vs. Ole Miss 1/21 ... His 25 points marked the most by a UGA freshman in almost 13 years.

PERSONAL:

Full name is Kentavious Tannell Caldwell-Pope ... He is married to wife McKenzie Caldwell-Pope, and has four children ... Son of Rhonda Caldwell and Lawrence Pope ... His favorite TV shows are Criminal Minds and Power ... Lists golf as his hidden talent ... Includes making it to the NBA as his biggest accomplishment to date ... Enjoys watching YouTube videos and playing video games ... Lists his parents as his role models ... Enjoys visiting patients in hospitals and working youth basketball clinics ... As a high school senior, participated in the McDonald's All-American Game as well as the Jordan Brand Classic.





KENTAVIOUS CALDWELL-POPE - NBA REGULAR SEASON STATISTICS

SEASON	TEAM	GP	GS	MIN	FG	FGA	FG%	3PM	3PA	3P%	FT	FTA	FT%	OR	DR	TOT	A	ST	TO	BS	PTS	PPG
2013-14	DET	80	41	1,583	182	460	.396	59	185	.319	47	61	.770	38	118	156	55	75	28	12	470	5.9
2014-15	DET	82	82	2,587	390	972	.401	153	444	.345	110	158	.696	46	209	255	109	93	94	18	1,043	12.7
2015-16	DET	76	76	2,789	403	960	.420	114	369	.309	185	228	.811	70	212	282	138	110	105	17	1,105	14.5
2016-17	DET	76	75	2,529	370	928	.399	153	437	.350	154	185	.832	55	193	248	193	89	86	12	1,047	13.8
2017-18	LAL	74	74	2,458	340	798	.426	159	415	.383	153	194	.789	60	327	387	162	106	97	16	992	13.4
2018-19	LAL	82	23	2,035	325	756	.430	151	435	.347	137	158	.867	48	190	238	110	73	65	13	938	11.4
2019-20	LAL	69	26	1,762	237	507	.467	92	239	.385	79	102	.775	38	104	142	111	57	62	14	645	9.3
2020-21	LAL	67	67	1,902	218	506	.431	120	293	.410	97	112	.866	27	152	179	127	62	66	26	653	9.7
2021-22	WAS	77	77	2,329	361	829	.435	159	408	.390	137	154	.890	41	220	261	145	83	97	26	1,018	13.2
2022-23	DEN	76	76	2,381	292	632	.462	135	319	.423	103	125	.824	35	173	208	183	112	86	35	822	10.8
TOTALS		759	617	22,348	3,118	7,348	.424	1,295	3,544	.365	1,202	1,477	.814	458	1,898	2,356	1,333	860	786	189	8,733	11.5
AVERAGE		--	--	29.4	4.1	9.7	--	1.7	4.7	--	1.6	1.9	--	0.6	2.5	3.1	1.8	1.1	1.0	0.2	11.5	--

KENTAVIOUS CALDWELL-POPE - NBA POSTSEASON STATISTICS

SEASON	TEAM	GP	GS	MIN	FG	FGA	FG%	3PM	3PA	3P%	FT	FTA	FT%	OR	DR	TOT	A	ST	TO	BS	PTS	PPG
2015-16	DET	4	4	161	22	50	.440	12	27	.444	5	7	.714	2	15	17	11	7	2	1	61	15.3
2019-20	LAL	21	21	608	79	189	.418	45	119	.378	22	27	.815	8	36	44	28	21	15	4	225	10.7
2020-21	LAL	5	5	146	11	29	.379	4	19	.211	5	5	1.000	2	12	14	5	5	2	0	31	6.2
2022-23	DEN	20	20	671	74	162	.457	35	92	.380	29	35	.829	14	51	65	31	26	15	13	212	10.6
TOTALS		50	50	1,584	186	430	.433	96	257	.374	61	74	.824	26	114	140	75	59	34	18	529	10.6
AVERAGE		--	--	31.7	3.7	8.6	--	1.9	5.1	--	1.2	1.5	--	0.5	2.3	2.8	1.5	1.2	0.7	0.4	10.6	--

	REG CAREER HIGHS		POST CAREER HIGHS		2022-23 REG HIGHS		2022-23 POST HIGHS
PTS	38 vs. NOP 2/1/17	PTS	21 3 times (vs. LAL, 5/16/23)	PTS	21 2 times (@ UTA, 4/8/23)	PTS	21 2 times (vs. LAL, 5/16/23)
FGM	13 2 times (vs. DAL, 4/1/22)	FGM	9 vs. LAL 5/16/23	FGM	8 2 times (vs. GSW, 2/2/23)	FGM	9 vs. LAL 5/16/23
FGA	31 vs. POR 4/9/19	FGA	17 vs. LAL 5/16/23	FGA	15 2 times (@ DET, 3/16/23)	FGA	17 vs. LAL 5/16/23
3FGM	8 4 times (@ MIL, 3/19/19)	3FGM	4 5 times (@ LAL, 5/20/23)	3FGM	6 2 times (@ UTA, 4/8/23)	3FGM	4 2 times (@ LAL, 5/20/23)
3FGA	16 vs. ATL 1/9/15	3FGA	11 vs. MIA 10/2/20	3FGA	10 vs. OKC 10/22/22	3FGA	8 2 times (vs. LAL, 5/16/23)
FTM	9 at POR 3/12/22	FTM	5 2 times (@ PHX, 5/11/23)	FTM	5 vs. POR 1/17/23	FTM	5 at PHX 5/11/23
FTA	10 4 times (vs. CHI, 1/15/19)	FTA	5 2 times (@ PHX, 5/11/23)	FTA	6 at OKC 11/23/22	FTA	5 at PHX 5/11/23
OREB	4 5 times (vs. MIL, 10/30/16)	OREB	2 4 times (@ MIA, 6/9/23)	OREB	2 6 times (vs. MIL, 3/25/23)	OREB	2 3 times (@ MIA, 6/9/23)
DREB	12 at ATL 2/26/18	DREB	8 at CLE 4/20/16	DREB	7 2 times (vs. MEM, 12/20/22)	DREB	5 2 times (@ PHX, 5/11/23)
TREB	14 at ATL 2/26/18	TREB	8 at CLE 4/20/16	TREB	8 2 times (vs. MIL, 3/25/23)	TREB	7 vs. PHX 5/9/23
ASTS	10 vs. LAC 11/25/16	ASTS	5 3 times (@ MIA, 10/6/20)	ASTS	6 3 times (@ HOU, 2/28/23)	ASTS	3 4 times (vs. MIA, 6/4/23)
STLS	5 2 times (vs. ORL, 11/25/18)	STLS	4 vs. CLE 4/22/16	STLS	4 3 times (@ SAS, 3/10/23)	STLS	3 at MIA 6/9/23
BLKS	3 vs. HOU 1/31/15	BLKS	3 vs. MIA 6/12/23	BLKS	2 8 times (@ UTA, 4/8/23)	BLKS	3 vs. MIA 6/12/23
MINS	49 at CHI 12/18/15	MINS	43 vs. CLE 4/24/16	MINS	41 at OKC 11/23/22	MINS	41 vs. PHX 5/1/23





2022-23 GAME-BY-GAME POSTSEASON STATISTICS (DEN)

DATE	OPP	P/S	MIN	FG	FGA	FG%	3PM	3PA	3P%	FT	FTA	FT%	OR	DR	TOT	A	ST	BS	TO	PF	+/-	PTS	WL	SCORE
04/16/23	MIN	S	31:23	6	11	.545	3	6	.500	0	0	.000	1	3	4	1	0	0	1	0	21	15	W	109-80
04/19/23	MIN	S	39:14	3	10	.300	0	2	.000	2	2	1.000	0	3	3	2	1	0	0	1	3	8	W	122-113
04/21/23	at MIN	S	28:30	5	10	.500	3	6	.500	1	2	.500	1	1	2	1	1	1	2	5	3	14	W	120-111
04/23/23	at MIN	S	39:40	2	7	.286	1	4	.250	0	0	.000	0	3	3	2	2	1	1	2	-4	5	L	108-114 (OT)
04/25/23	MIN	S	26:02	3	6	.500	1	4	.250	3	3	1.000	0	2	2	1	2	0	2	4	-6	10	W	112-109
04/29/23	PHX	S	28:05	3	8	.375	3	8	.375	1	2	.500	1	1	2	1	2	0	0	2	10	10	W	125-107
05/01/23	PHX	S	41:06	5	6	.833	4	4	1.000	0	0	.000	2	3	5	2	1	0	1	2	1	14	W	97-87
05/05/23	at PHX	S	34:29	1	4	.250	0	2	.000	0	0	.000	0	2	2	1	2	0	0	2	-12	2	L	114-121
05/07/23	at PHX	S	33:39	5	7	.714	0	2	.000	0	0	.000	0	1	1	1	1	0	0	0	-4	10	L	124-129
05/09/23	PHX	S	26:59	1	6	.167	1	3	.333	4	4	1.000	2	5	7	3	1	2	0	2	18	7	W	118-102
05/11/23	at PHX	S	35:37	7	11	.636	2	5	.400	5	5	1.000	0	5	5	3	2	1	0	3	21	21	W	125-100
05/16/23	LAL	S	35:59	9	17	.529	3	8	.375	0	0	.000	1	1	2	3	2	1	1	5	16	21	W	132-126
05/18/23	LAL	S	25:39	3	8	.375	2	5	.400	0	0	.000	1	2	3	2	0	0	1	3	-9	8	W	108-103
05/20/23	at LAL	S	34:14	6	10	.600	4	7	.571	1	2	.500	0	3	3	0	2	0	1	2	-1	17	W	119-108
05/22/23	at LAL	S	39:22	4	10	.400	3	7	.429	2	2	1.000	1	3	4	1	0	1	1	2	-1	13	W	113-111
06/01/23	MIA	S	36:27	3	8	.375	1	3	.333	0	2	.000	1	2	3	0	1	0	1	2	5	7	W	104-93
06/04/23	MIA	S	36:08	1	4	.250	1	3	.333	3	3	1.000	0	3	3	3	1	1	1	6	-14	6	L	108-111
06/07/23	at MIA	S	28:06	1	4	.250	0	3	.000	4	4	1.000	0	3	3	0	0	0	1	2	12	6	W	109-94
06/09/23	at MIA	S	36:01	2	5	.400	2	5	.400	1	2	.500	2	2	4	2	3	2	0	2	16	7	W	108-95
06/12/23	MIA	S	34:00	4	10	.400	1	5	.200	2	2	1.000	1	3	4	2	2	3	1	1	7	11	W	94-89
2022	TTL	20-20	663	74	162	.457	35	92	.380	29	35	.829	14	51	65	31	26	13	15	48	82	212	16-4	
2022	AVG	--	33.1	3.7	8.1	--	1.8	4.6	--	1.4	1.8	--	0.7	2.5	3.2	1.6	1.3	0.7	0.8	2.4	4.1	10.6	--	--






#31 VLATKO CANCAR

Position: Forward
Height: 6'8"
Weight: 236
DOB: 4/10/1997
College: KK Mega Bemax (Serbia)
Pro Experience: 4 Years

2022-23 STATS:
PPG: 5.0
RPG: 2.1
APG: 1.3


2022-23:

Played in 60 games (nine starts), averaging 5.0 points, 2.1 rebounds, and 1.3 assists in 14.8 minutes ... Tallied a career-high six assists with 10 points and five rebounds in 28 minutes vs. MIA on 2/13 ... Posted a career-high 12 rebounds along with 15 points, one steal, and one block in 26 minutes vs. LAC on 1/5 ... Recorded a career-high 19 points and a career-high three blocks with five assists in 34 minutes vs. OKC on 11/23.

CAREER:

NBA: NBA Champion (2023) ... Has appeared in 130 NBA games (11 starts) ... Holds career averages of 3.5 points and 1.7 rebounds in 10.7 minutes ... Has scored 10+ points in 18 games ... Owns one career double-double ... **2021-2022:** Played in 15 games (one start), averaging 4.1 points, 2.1 rebounds, and 1.1 assists in 11.7 minutes ... Played 24 minutes vs. LAL on 4/10 after missing 46 games due to right foot surgery, registering two points, eight rebounds and four assists ... Posted a season-high 10 points on 3-4 shooting, four assists, and one rebound in his second game of the season vs. MIL on 11/26 ... Missed 13 games with a left hip strain and 46 games with a right foot fracture ... **2020-21:** Appeared in 41 games (one start), averaging 2.1 points and 1.2 rebounds in 6.9 minutes ... Tallied seven points (3-4 FG's), three rebounds and one assist in 15 minutes at IND on 3/4 ... Posted eight points (3-6 FG's), four rebounds and one assist in 20 minutes at CHI on 3/1 ... Recorded six points (2-5 FG's), two rebounds in six minutes vs. LAL on 2/14 ... **2019-20:** Appeared in 14 games, averaging 1.2 points in 3.2 minutes ... Registered four points, four rebounds and one block in 17 minutes in a win at Utah on 2/5/20 that featured only seven active Nuggets players ... Made his NBA debut on 10/31/19.

PLAYOFFS:

Career: Has appeared in 12 games, averaging 1.3 points in 3.3 minutes ... **2023:** Played in five games, recording one rebound three times ... Posted a playoff career-high 14 points (5-7 FG's, 3-4 3FG's), three rebounds and two assists in 18 minutes at MIN on 5/13 ... **2022:** Played in two games, averaging 2.5 points and 1.0 rebounds in 4.5 minutes in the first round vs. GSW ... Recorded five points (2-3 FG, 1-2 3FG) in five minutes on 4/18/22 ... **2021:** Appeared in five games, averaging 2.2 points in 4.2 minutes ... Posted six points (4-5 FT) in eight minutes at POR on 5/29/21 ... Made his playoff debut vs. POR on 5/24/21.

CAREER TRANSACTIONS:

Signed a multi-year contract with the Denver Nuggets on 8/2/19 ... Selected by the Denver Nuggets in the second round (49th overall) in the 2017 NBA Draft.

INTERNATIONAL EXPERIENCE:

2018-19: Played in 34 games (22 starts) for San Pablo Inmobiliaria Burgos, averaging 10.0 points, 3.7 rebounds and 1.2 assists in 22.9 minutes per game ... **2017-18:** Appeared in 36 games (23 starts) for both KK Mega Bemax and San Pablo Inmobiliaria Burgos, averaging 10.8 points, 4.5 rebounds and 1.3 assists in 24.6 minutes per game ... Adriatic League Liga ABA Round 18 MVP ... Shot .440 from the field and .844 from the free throw line ... **2016-17:** Played in 43 games for KK Mega Bemax, held averages of 7.4 points, 3.4 rebounds and 1.6 assists in 20.0 minutes ... Shot .467 from the field ... **2015-16:** Played in 42 games for both Union Olimpija and LTHCast Skofja, averaged 8.5 points, 3.4 rebounds and 1.3 assists in 21.7 minutes ... Shot .468 from the field and .404 from three point range ... **2014-15:** Played on the Union Olimpija Junior team, appearing in four games averaging 6.3 points, 3.8 rebounds and 2.0 assists ... **2013-14:** Appeared in five games for the Union Olimpija Junior team, averaging 6.4 points, 3.4 rebounds and 1.2 steals in 19.0 minutes.

NATIONAL TEAM EXPERIENCE:

2021: Finished fourth in the 2020 Tokyo Olympics with Slovenia, appearing in six games, averaging 12.8 points, 4.3 rebounds and 1.20 steals in 28 minutes ... **2017:** Earned a gold medal with Slovenia at the 2017 EuroBasket, appearing in nine games, averaging 2.4 points, 1.6 rebounds and 1.1 assists in 14.3 minutes ... In four games for the European World Cup Qualifier held averages on 11.8 points, 1.8 rebounds and 0.8 assists ... **2016:** Played in the U20 Euro Championship-A holding averages of 13.6 points, 7.1 rebounds and 2.4 assists while finishing in ninth place ... **2015:** Appeared in seven games for the U20 Euro Championship-A averaging 7.3 points, 6.4 rebounds and 0.7 assists ... **2014:** Played in eight games in the U18 Euro Championship B and averaged 8.1 points and 3.6 rebounds while finishing fifth ... **2013:** Appeared in eight games in the U16 Euro Championship B holding averages of 3.6 points and 2.8 rebounds while posting a fourth place finish.





VLATKO CANCAR - NBA REGULAR SEASON STATISTICS

SEASON	TEAM	GP	GS	MIN	FG	FGA	FG%	3PM	3PA	3P%	FT	FTA	FT%	OR	DR	TOT	A	ST	TO	BS	PTS	PPG
2019-20	DEN	14	0	45	6	15	.400	1	6	.167	4	4	1.000	5	5	10	3	1	3	1	17	1.2
2020-21	DEN	41	1	281	33	72	.458	9	33	.273	10	13	.769	11	39	50	14	11	14	2	85	2.1
2021-22	DEN	15	1	176	23	41	.561	7	12	.583	9	14	.643	8	23	31	17	2	9	3	62	4.1
2022-23	DEN	60	9	889	108	227	.476	43	115	.374	38	41	.927	24	104	128	80	22	37	14	297	5.0
TOTALS		130	11	1,391	170	355	.479	60	166	.361	61	72	.847	48	171	219	114	36	63	20	461	3.5
AVERAGE		--	--	10.7	1.3	2.7	--	0.5	1.3	--	0.5	0.6	--	0.4	1.3	1.7	0.9	0.3	0.5	0.2	3.5	--

VLATKO CANCAR - NBA POSTSEASON STATISTICS

SEASON	TEAM	GP	GS	MIN	FG	FGA	FG%	3PM	3PA	3P%	FT	FTA	FT%	OR	DR	TOT	A	ST	TO	BS	PTS	PPG	
2019-20	DEN	0	0	0	0	0	0	0	0	0	0	0	0	0	0	0	0	0	0	0	0	0	0.0
2020-21	DEN	5	0	21	3	3	1.000	1	1	1.000	4	5	.800	0	3	3	1	1	1	1	11	2.2	
2021-22	DEN	2	0	9	2	3	.667	1	2	.500	0	0	.000	0	2	2	1	0	2	0	5	2.5	
2022-23	DEN	5	0	10	0	5	.000	0	4	.000	0	0	.000	0	3	3	1	0	0	0	0	0.0	
TOTALS		12	0	38	5	11	.455	2	7	.286	4	5	.800	0	8	8	3	1	3	1	16	1.3	
AVERAGE		--	--	3.2	0.4	0.9	--	0.2	0.6	--	0.3	0.4	--	0.0	0.7	0.7	0.2	0.1	0.2	0.1	1.3	--	

	REG CAREER HIGHS	POST CAREER HIGHS	2022-23 REG HIGHS	2022-23 POST HIGHS
PTS	19 at OKC 11/23/22	6 at POR 5/29/21	19 at OKC 11/23/22	--
FGM	7 2 times (vs. GSW, 2/2/23)	2 2 times (@ GSW, 4/18/22)	7 2 times (vs. GSW, 2/2/23)	--
FGA	18 at OKC 11/23/22	3 2 times (vs. PHX, 4/29/23)	18 at OKC 11/23/22	3 vs. PHX 4/29/23
3FGM	3 6 times (vs. GSW, 2/2/23)	1 2 times (@ GSW, 4/18/22)	3 5 times (vs. GSW, 2/2/23)	--
3FGA	10 at OKC 11/23/22	3 2 times (vs. PHX, 4/29/23)	10 at OKC 11/23/22	3 2 vs. PHX 4/29/23
FTM	6 vs. SAC 4/9/23	4 at POR 5/29/21	6 vs. SAC 4/9/23	--
FTA	7 vs. SAC 4/9/23	5 at POR 5/29/21	7 vs. SAC 4/9/23	--
OREB	4 vs. LAC 1/5/23	--	4 vs. LAC 1/5/23	--
DREB	8 vs. LAC 1/5/23	1 8 times (vs. PHX, 5/9/23)	8 vs. LAC 1/5/23	1 3 times (vs. PHX, 5/9/23)
TREB	12 vs. LAC 1/5/23	1 8 times (vs. PHX, 5/9/23)	12 vs. LAC 1/5/23	1 3 times (vs. PHX, 5/9/23)
ASTS	6 at MIA 2/13/23	1 3 times (@ PHX, 5/11/23)	6 at MIA 2/13/23	1 at PHX 5/11/23
STLS	2 7 times (vs. SAC, 4/9/23)	1 at PHX 6/7/21	2 5 times (vs. SAC, 4/9/23)	--
BLKS	3 at OKC 11/23/22	1 at POR 5/29/21	3 at OKC 11/23/22	--
MINS	35 at OKC 11/23/22	8 at POR 5/29/21	35 at OKC 11/23/22	3 vs. PHX 4/29/23






2022-23 GAME-BY-GAME POSTSEASON STATISTICS (DEN)

DATE	OPP	P/S	MIN	FG	FGA	FG%	3PM	3PA	3P%	FT	FTA	FT%	OR	DR	TOT	A	ST	BS	TO	PF	+/-	PTS	WL	SCORE	
04/16/23	MIN	P	2:04	0	1	.000	0	1	.000	0	0	.000	0	1	1	0	0	0	0	0	0	-1	0	W	109-80
04/19/23	MIN										[Did not play]												0	W	122-113
04/21/23	at MIN										[Did not play]												0	W	120-111
04/23/23	at MIN										[Did not play]												0	L	108-114 (OT)
04/25/23	MIN										[Did not play]												0	W	112-109
04/29/23	PHX	P	3:13	0	3	.000	0	2	.000	0	0	.000	0	1	1	0	0	0	0	0	0	-4	0	W	125-107
05/01/23	PHX										[Did not play]												0	W	97-87
05/05/23	at PHX										[Did not play]												0	L	114-121
05/07/23	at PHX										[Did not play]												0	L	124-129
05/09/23	PHX	P	2:06	0	1	.000	0	1	.000	0	0	.000	0	1	1	0	0	0	0	0	0	-4	0	W	118-102
05/11/23	at PHX	P	2:11	0	0	.000	0	0	.000	0	0	.000	0	0	0	1	0	0	0	0	0	0	0	W	125-100
05/16/23	LAL										[Did not play]												0	W	132-126
05/18/23	LAL										[Did not play]												0	W	108-103
05/20/23	at LAL										[Did not play]												0	W	119-108
05/22/23	at LAL										[Did not play]												0	W	113-111
06/01/23	MIA										[Did not play]												0	W	104-93
06/04/23	MIA										[Did not play]												0	L	108-111
06/07/23	at MIA	P	00:29	0	0	.000	0	0	.000	0	0	.000	0	0	0	0	0	0	0	0	0	0	0	W	109-94
06/09/23	at MIA										[Did not play]												0	W	108-95
06/12/23	MIA										[Did not play]												0	W	94-89
2022	TTL	5-0	9	0	5	.000	0	4	.000	0	0	.000	0	3	3	1	0	0	0	0	0	-9	0	16-4	
2022	AVG	--	1.8	0.0	1.0	--	0.0	0.8	--	0.0	0.0	--	0.0	0.6	0.6	0.2	0.0	0.0	0.0	0.0	0.0	-1.8	0.0	--	




#21 COLLIN GILLESPIE

Position: Guard
 Height: 6'3"
 Weight: 190
 DOB: 6/25/1999
 College: Villanova
 Pro Experience: 1 Years

2022-23 STATS:
 PPG: --
 RPG: --
 APG: --


2022-23:

Missed the 2022-23 season recovering from a right lower leg fracture.

CAREER TRANSACTIONS:

Signed to a two-way contract by the Denver Nuggets ... Undrafted in the 2022 NBA Draft

COLLEGE:

Career: Played five seasons at Villanova (2017-22), playing in 156 games (125 starts), averaging 11.9 points, 2.9 rebounds and 3.1 assists in 29.0 minutes ... Won the 2018 NCAA National Championship ... 2 x Big East Player of the Week ... **2021-22 (Super Senior):** Bob Cousy (Best PG) Award ... Big East Player of the Year ... Robert V. Geasey Trophy ... All-Big East First Team ... AP, Sporting News, USBWA and NABC All-American Third Team ... USBWA All-District Team (II) ... USBWA District II Player of the Year ... NABC All-District (5) First Team ... Big East Tournament MVP ... Appeared in 38 games (all starts), averaging 15.6 points, 3.8 rebounds, 3.2 assists and 1.03 steals in 34.2 minutes ... **2020-21 (Senior):** Robert V. Geasey Trophy ... Big East Player of the Year ... All-Big East First Team ... USBWA and NABC All-American Third Team ... NABC All-District (5) First Team ... AP All-American Honorable Mention ... Played in 20 games (all starts), averaging 14.0 points, 3.3 rebounds and 4.6 assists in 33.4 minutes ... **2019-20 (Junior):** All-Big East Second Team ... NABC All-District (5) Second Team ... Appeared in 31 games (all starts), averaging 15.1 points, 3.7 rebounds, 4.5 assists and 1.23 steals in 34.1 minutes ... **2018-19 (Sophomore):** Played in 35 games (all starts), averaging 10.9 points, 2.4 rebounds, 2.8 assists and 1.11 steals in 29.5 minutes ... **2017-18 (Freshman):** Won the 2018 NCAA National Championship ... Appeared in 32 games (one start), averaging 4.3 points, 1.3 rebounds and 1.1 assists in 14.4 minutes.






#50

AARON
GORDON

Position: Forward
Height: 6'8"
Weight: 235
DOB: 9/16/1995
College: Arizona
Pro Experience: 9 Years

2022-23 STATS:
PPG: 16.3
RPG: 6.6
APG: 3.0

2022-23:

Appeared in 68 games (all starts), averaging 16.3 points, 6.6 rebounds and 3.0 assists in 30.2 minutes ... Finished the year shooting a career best 56.4% from the field, while shooting 34.7% from beyond the arc, his third best season from deep ... Recorded 11 double-doubles and scored 10+ points in 60 games, 20+ points 17 times, 30+ points twice, and 10+ rebounds in 12 contests ... Tallied 13 points (6-11 FG), nine rebounds, four assists and a career-high tying four blocks in 33 minutes at HOU on 4/4 ... Registered a season-high 37 points (15-21 FG, 3-6 3FG), 13 rebounds, and three assists at ORL on 2/9. Gordon's 15 made FG's set a new career-high ... Finished with 24 points (8-11 FG, 2-3 3FG), three rebounds, a season-high tying eight assists and a season-high tying four steals in 26 minutes vs. MIN on 2/7 ... Registered 28 points (11-18 FG), 13 rebounds, and two assists in a season-high 41 minutes vs. PHX on Christmas day ... Recorded 31 points (10-16 FG, 4-5 3FG), eight rebounds, four assists, and two blocks in 38 minutes at OKC on 11/23. Both his four made three-pointers and seven made free-throws were season-highs ... Posted 18 points (5-8 FG), a season-high tying 16 rebounds, and six assists in 34 minutes at IND on 11/9.

CAREER:

NBA: NBA Champion (2023) ... Appeared in 596 career NBA regular season games (507 starts) with Orlando and Denver, averaging 13.4 points, 6.3 rebounds and 2.5 assists in 29.1 minutes ... Has posted 85 career double-doubles and two triple-doubles ... Scored 30+ points in 12 games and 40+ points twice ... **2021-22 (Denver):** Played in 75 games (all starts), averaging 15.0 points, 5.9 rebounds and 2.5 assists in 31.7 minutes ... Recorded six double-doubles and scored 20+ points 19 times and 30+ points once ... Posted 16 points on 5-13 shooting, seven rebounds, six assists and one block in 30 minutes vs. LAC on 3/22 ... Tallied 28 points (9-17 FGs, 10-15 FTs), eight rebounds and two assists in 42 minutes vs. NOP on 3/6 ... Posted 23 points on 8-12 shooting and grabbed nine rebounds in 32 minutes vs. SAC on 2/26 ... Tallied 20 points on 8-18 shooting, four rebounds and two assists in 31 minutes at NOP on 1/28 ... Posted 28 points on 10-16 FG's and 4-7 from three, four rebounds and three assists in 44 minutes vs. LAC on 1/19 ... Tallied a season-high 30 points on 11-16 shooting, a season-high 12 rebounds and one assist in 35 minutes at LAC on 1/11 ... Posted 25 points on 9-12 shooting, six rebounds and three assists in 35 minutes at SAS on 12/9 ... Recorded 18 points on 6-10 shooting, nine rebounds, three assists and two steals in 37 minutes vs. MIL on 11/26 ... Posted his second double-double of the season with 16 points, 10 rebounds and four assists in 30 minutes at PHX on 11/21 ... Registered a season-high 28 points on 10-12 shooting, nine rebounds, four assists and two blocks in 37 minutes vs. CHI on 11/19 ... Posted 23 points, with four rebounds and a season-high four assists in 34 minutes vs. ATL on 11/12 ... Recorded his first double-double of the season with 15 points (6-12 FG's), 10 rebounds and one assist in 28 minutes at MEM on 11/1 ... Posted a season-high 20 points on 9-13 shooting, seven rebounds and one assist in 34 minutes at UTA on 10/26 ... Recorded 12 points on 5-14 shooting, nine rebounds and one assist in 28 minutes vs. CLE on 10/25 ... **2020-21 (Denver/Orlando):** Acquired via trade from Orlando on 3/25/21 ... In 50 games (50 starts), held averages of 10.2 points, 4.7 rebounds and 2.2 assists in 25.9 minutes per game ... Posted 17 points on 8-14 shooting, six rebounds, three assists and two steals at CHA on 5/11 ... Tallied 17 points on 6-11 shooting including 2-5 from three, six rebounds and two assists at GSW on 4/23 ... Posted 16 points on 7-11 shooting, nine rebounds and three assists in 27 minutes vs. MIA on 4/14 ... Recorded 24 points on 10-13 shooting, seven rebounds, two assists and two blocks in 35 minutes vs. ORL on 4/4 ... Posted 14 points on 6-13 shooting, six rebounds, six assists and three steals in 39 minutes at LAC on 4/1 ... Recorded 13 points on 6-9 shooting, two rebounds and one assist in his Nuggets debut vs. ATL on 3/28 ... Scored in double figures 19 times, 20+ points four times and 30+ points once, including a season-high 38 points on Mar. 19 vs. Brooklyn ... Had 10+ rebounds three times, including a career-high 17 rebounds on Jan. 18 @ New York ... Recorded triple-double on Jan. 18 @ New York with 18 points, career-high 17 rebounds and season-high 10 assists ... Second career triple-double ... Had at least one steal 12 times and two-or-more steals twice, including a season-high four steals on Dec. 23 vs. Miami ... Had at least one blocked shot 11 times and two-or-more blocks five times, including a career-high-tying four blocks on Jan. 20 @ Minnesota ... Missed 19 games due to injury/illness: missed one game (Jan. 8) due to left hamstring injury management, one game (Jan. 24) due to hip/back soreness, 15 games (Feb. 2-Mar. 3) due to a sprained left ankle and two games (Mar. 12-14) due to left ankle injury management ... Recorded his 2,000th career NBA field goal made on Jan. 15 @ Boston ... **2019-20 (Orlando):** Appeared in 62 games (all starts), averaging 14.4 points, 7.7 rebounds and 3.7 assists in 32.5 minutes ... Posted 20 double-doubles and one triple-double ... Recorded 17 points, 11 rebounds, 12 assists and two blocks for his first career triple-double vs. MIN on 2/28/20 ... Registered 14 points, a season-high tying 14 rebounds and four assists in 34 minutes vs. LAL on 12/11/19 ... Posted a season-high 32 points, five rebound and five assists in 34 minutes vs. PHX on 12/4/19 ... **2018-19 (Orlando):** Played and started in 78 games with Orlando, averaging 16.0 points, 7.4 rebounds and 3.7 assists in a team-high and career-high 33.8 minutes...Tied for 23rd in the NBA in minutes played and tied for 36th in rebounding...Led (or tied) the team in scoring 17 times, in rebounding 15 times and in assists 15 times...Scored in double figures 68 times, had 20+ points 24 times and 30+ points once...Pulled down 10+ rebounds 20 times, including a career-high-tying 16 rebounds on Oct. 17 vs. Miami...Had 19 double-doubles...Dished out ten assists on Feb. 5 @ Oklahoma City...Had at least one steal 44 times and two-or-more steals 12 times...Had at least one blocked shot 41 times and two-or-more blocks ten times...Dished out 500th career NBA assist on Nov. 30 @ Phoenix...Hit his 300th career NBA three-point field goal on Dec. 30 vs. Detroit...Played in his 300th career NBA game on Jan. 6 @ L.A. Clippers...Scored his 4,000th career NBA point on Mar. 8 vs. Dallas...Passed Tracy McGrady (2,067) for eighth all-time on the Magic's career rebounds list on Mar. 30 @ Indiana...Passed Tony Battie (205) for seventh all-time on the Magic's career blocked shots list on Mar. 2 @ Indiana...Missed four games due to injury: missed one game (Nov. 11) due to a sprained left ankle, one game (Nov. 28) due to low back tightness and two games (Jan. 19-21) due to a sore low back...Also appeared and started in five playoff games, averaging 15.2 points, 7.2 rebounds, 3.6 assists and 1.20 steals in 32.8 minutes ... **2017-18 (Orlando):** Played in 58 games (57 starts) with Orlando, averaging a career-high 17.6 points, a career-high 7.9 rebounds, 2.3 assists and 1.02 steals in a team-high 32.9 minutes...Tied for 22nd in the NBA in rebounding, tied for 34th in scoring and ranked 39th in minutes played...Led (or tied) the team in scoring a team-best 20 times, in rebounding 18 times and in assists three times...Scored in double figures a team-best 56 times, had 20+ points 16 times, 30+ points four times and 40+ points twice, including a career-high 41 points (14-18 FG, 5-5 3FG, 8-10 FT) on Oct. 24 vs. Brooklyn...Became the first player in Magic history to score 40+ points while going 5-of-5-or-better from three-point range ... Tallied 40 points, 15 rebounds, four assists, four steals and one block on Nov. 29 vs. Oklahoma City...Became the 13th player in Magic history to score 40+ points in a game, the fifth player (O'Neal, McGrady, Howard Vučević) to record 40+ points and 10+ rebounds in a game and the sixth player (Anderson, Howard, McGrady, O'Neal, Scott) to record multiple 40+ point games ... Also became the third player in the NBA since 2012-13 to tally 40+ points and 10+ rebounds at age 22 or younger (Anthony Davis, Karl-Anthony Towns) ... Had 10+ rebounds 17 times ... Recorded 17 double-doubles ... Recorded a career-high-tying four blocks on Nov. 27





@ Indiana...Logged a career-high 45 minutes on Dec. 6 vs. Atlanta ... Scored 2,000th career NBA point on Oct. 24 vs. Brooklyn ... Missed 24 total games due to injury: missed two games (Oct. 20-21) due to a sore left ankle, seven games (Dec. 9-13; Mar. 9-16) due to a concussion, five games (Dec. 17-26) due to a strained right calf, nine games (Jan. 30-Feb. 14) due to a strained left hip flexor and one game (Apr. 6) due to a sore right calf ... **2016-17 (Orlando):** Played in 80 games (72 starts) with Orlando, averaging 12.7 points, 5.1 rebounds and 1.9 assists in 28.7 minutes...As a starter, averaged 13.2 points, 5.2 rebounds and 2.0 assists in 29.3 minutes...Led (or tied) the team in scoring 12 times, in rebounding eight times and in assists three times...Scored in double figures 49 times, had 20+ points 12 times and 30+ points four times...Had 10+ rebounds seven times, including a career-high-tying 16 rebounds on Mar. 31 @ Boston...Recorded seven double-doubles...Recorded a career-high-tying four blocks on Mar. 17 @ Phoenix...Missed two games (Feb. 9-11) due to a bone bruise in his right foot...Participated in the Slam Dunk contest at NBA All-Star Weekend ... **2015-16 (Orlando):** Appeared in 78 games (37 starts) with Orlando, averaging 9.2 points, 6.5 rebounds and 1.6 assists in 23.9 minutes...As a starter, averaged 11.1 points, 8.2 rebounds and 2.2 assists in 28.6 minutes...Led (or tied) the team in scoring five times and in rebounding 20 times...Scored in double figures 38 times and had 20+ points five times...Had 10+ rebounds 15 times, including a career-high 16 rebounds on Feb. 1 @ San Antonio and Mar. 7 @ Golden State...Recorded 12 double-doubles...Posted his first career 20+ point/10+ rebound game on Mar. 11 @ Sacramento...Recorded a career-high four blocks on Nov. 13 vs. Utah and Feb. 7 vs. Atlanta...Recorded a career-high six steals on Feb. 19 vs. Dallas...Missed four total games due to injury - Missed one game (Dec. 8) due to a sprained right ankle and three games (Apr. 8-11) due to a concussion...Finished as runner-up during Slam Dunk contest at NBA All-Star Weekend, losing in a "dunk-off" to Minnesota's Zach LaVine ... **2014-15 (Orlando):** Played in 47 games (eight starts) during his rookie campaign with Orlando, averaging 5.2 points and 3.6 rebounds in 17.0 minutes...As a starter, averaged 6.8 points and 4.6 rebounds in 25.1 minutes...Ranked among all NBA rookies in rebounding (11th) and blocked shots (8th)...Led (or tied) the team in rebounding twice...Scored in double figures six times ... Recorded first career NBA double-double with 10 points and 12 rebounds on Apr. 4 @ Milwaukee...Made his NBA regular season debut on Oct. 28 @ New Orleans, tallying 11 points, three rebounds, one steal and one blocked shot in 28 minutes...Made his first NBA start on Jan. 25 vs. Indiana, tallying nine points, four rebounds and one blocked shot in 21 minutes ... Missed 34 games due to injury: Missed 31 games (Nov. 17-Jan. 14) due to a fractured fifth metatarsal in his left foot (underwent surgery on Nov. 21), one game (Feb. 4) due to a sore left foot and two games (Feb. 27-Mar. 1) due to a sprained right ankle ... On the Inactive List once.

PLAYOFFS:

Career: Has appeared in 40 games (all starts), averaging 13 points, 6.2 rebounds, and 2.6 assists in 33.4 minutes ... Posted five career playoff double-doubles ... **2023:** Appeared in 20 games (all starts), averaging 13.3 points, 2.6 assists, and six rebounds in 35.7 minutes ... Posted a playoff season-high 27 points (11-15 FG's, 3-4 3PT FG's, 2-3 FT) with seven rebounds, six assists, and one steal in 41 minutes in Game Four of the NBA Finals vs. MIA on 6/9 ... Recorded two double-doubles ... Registered points in double-figures in 16 games ... Collected at least one steal in nine games ... **2022 (Denver):** Appeared in five games (all starts), averaging 13.8 points, 7.2 rebounds, 2.6 assists and 1.20 blocks in 32.0 minutes in the first round vs. GSW ... Recorded one double-double ... Registered a playoff season-high 21 points (10-13 FG), six rebounds, a playoff season-high tying four assists and two blocks in 35 minutes in game four vs. GSW on 4/24 ... Finished with 18 points (7-13 FG), a playoff career-high 12 rebounds and a playoff season-high tying four assists in 34 minutes for his third career playoff double-double in game three vs. GSW on 4/21 ... **2021 (Denver):** Played in 10 games (all starts), averaging 11.1 points, 5.4 rebounds and 2.0 assists in 29.9 minutes ... Appeared in all four games (all starts) vs. PHX in the second round, averaging 9.0 points, 3.8 rebounds and 1.5 assists in 29.5 minutes ... Posted 18 points, four rebounds, two assists and three steals in 29 minutes at PHX on 6/7/21 ... Played in all six games vs. POR in the first round, averaging 12.5 points, 6.5 rebounds and 2.3 assists in 30.1 minutes ... Recorded 14 points, 10 rebounds and four assists in 39 minutes vs. POR on 6/1/21 ... **2019 (Orlando):** Appeared and started in five playoff games, averaging 15.2 points, 7.2 rebounds, 3.6 assists and 1.20 steals in 32.8 minutes.

CAREER TRANSACTIONS:

Traded to Denver from Orlando on 3/25/21 ... Signed as a free agent with Orlando on 7/6/18 ... Signed a multi-year contract with Orlando on 7/2/14 ... Selected by Orlando in the first round (fourth overall) of the 2014 NBA Draft.

COLLEGE:

Played and started in all 38 games during his only season at the University of Arizona, averaging 12.4 points, 8.0 rebounds, 2.0 assists and 1.03 blocks in 31.2 minutes ... Helped the Wildcats to a 33-5 record, a Pac-12 regular season championship and an Elite Eight appearance in the 2014 NCAA Tournament ... Led Arizona in rebounding (seventh in conference), while ranking second in both scoring and blocked shots (11th in conference) ... Named First Team All-Pac-12 and the 2013-14 Pac-12 Freshman of the Year ... Also earned Third Team All-American honors by *The Sporting News* and Honorable Mention by *The Associated Press* ... Was one of six finalists for the Wayman Tisdale National Freshman of the Year Award.

PERSONAL:

Full name is Aaron Addison Gordon ... Older brother, Drew, played collegiately at New Mexico and UCLA ... He later played professionally in both Turkey and Italy in 2013-14, and also has NBA Summer League experience with Dallas, Sacramento and Utah ... Father, Eddy, played basketball at San Diego State and signed as a free agent with the NFL's New England Patriots as a tight end ... Sister, Elisabeth, played collegiately at Harvard ... Recognized for his tremendous efforts in the Central Florida community as the co-winner of the Rich and Helen DeVos Community Enrichment Award in 2019.

AARON GORDON - NBA REGULAR SEASON STATISTICS

SEASON	TEAM	GP	GS	MIN	FG	FGA	FG%	3PM	3PA	3P%	FT	FTA	FT%	OR	DR	TOT	A	ST	TO	BS	PTS	PPG
2014-15	ORL	47	8	797	93	208	.447	13	48	.271	44	61	.721	46	123	169	33	21	38	22	243	5.2
2015-16	ORL	78	37	1,863	274	579	.473	42	142	.296	129	193	.668	154	353	507	128	59	66	55	719	9.2
2016-17	ORL	80	72	2,298	393	865	.454	77	267	.288	156	217	.719	116	289	405	150	65	89	40	1,019	12.7
2017-18	ORL	58	57	1,909	375	865	.434	115	342	.336	157	225	.698	87	370	457	136	59	107	45	1,022	17.6
2018-19	ORL	78	78	2,633	470	1,046	.449	121	347	.349	185	253	.731	129	445	574	289	57	162	56	1,246	16.0
2019-20	ORL	62	62	2,017	335	767	.437	73	237	.308	151	224	.674	107	368	475	228	51	100	39	894	14.4
2020-21	ORL	25	25	736	128	293	.437	42	112	.375	66	105	.629	39	127	166	105	16	67	20	364	14.6
Went from ORL to DEN.																						
2020-21	DEN	25	25	648	103	206	.500	17	64	.266	31	44	.705	38	80	118	56	17	30	14	254	10.2
2020-21	TOT	50	50	1,383	231	499	.463	59	176	.335	97	149	.651	77	207	284	161	33	97	34	618	12.4
2021-22	DEN	75	75	2,376	434	834	.520	87	260	.335	171	230	.743	125	314	439	188	44	133	44	1,126	15.0
2022-23	DEN	68	68	2,055	429	761	.564	60	173	.347	191	314	.608	164	282	446	203	54	98	51	1,109	16.3
TOTALS		596	507	17,328	3,034	6,424	.472	647	1,992	.325	1,281	1,866	.686	1,005	2,751	3,756	1,516	443	890	386	7,996	13.4
AVERAGE		--	--	29.1	5.1	10.8	--	1.1	3.3	--	2.1	3.1	--	1.7	4.6	6.3	2.5	0.7	1.5	0.6	13.4	--





AARON GORDON - NBA POSTSEASON STATISTICS

SEASON	TEAM	GP	GS	MIN	FG	FGA	FG%	3PM	3PA	3P%	FT	FTA	FT%	OR	DR	TOT	A	ST	TO	BS	PTS	PPG
2018-19	ORL	5	5	164	29	62	.468	8	20	.400	10	19	.526	11	25	36	18	6	13	1	76	15.2
2019-20	ORL	0	0	0	0	0	0	0	0	0	0	0	0	0	0	0	0	0	0	0	0	0.0
2020-21	DEN	10	10	299	43	99	.434	9	23	.391	16	25	.640	21	33	54	20	5	14	3	111	11.1
2021-22	DEN	5	5	160	23	54	.426	3	15	.200	20	28	.714	18	18	36	13	2	8	6	69	13.8
2022-23	DEN	20	20	713	101	195	.518	18	46	.391	45	69	.652	49	71	120	52	11	20	13	265	13.3
TOTALS		40	40	1,333	196	410	.478	38	104	.365	91	141	.645	99	147	246	103	24	55	23	521	13.0
AVERAGE		--	--	33.3	4.9	10.2	--	0.9	2.6	--	2.3	3.5	--	2.5	3.7	6.2	2.6	0.6	1.4	0.6	13.0	--

REG CAREER HIGHS		POST CAREER HIGHS		2022-23 REG HIGHS		2022-23 POST HIGHS	
PTS	41 vs. BKN 10/24/17	PTS	27 at MIA 6/9/23	PTS	37 at ORL 2/9/23	PTS	27 at MIA 6/9/23
FGM	15 at ORL 2/9/23	FGM	11 at MIA 6/9/23	FGM	15 at ORL 2/9/23	FGM	11 at MIA 6/9/23
FGA	26 vs. CLE 1/6/18	FGA	17 vs. TOR 4/21/19	FGA	24 at MIL 1/25/23	FGA	15 at MIA 6/9/23
3FGM	7 vs. BKN 3/19/21	3FGM	3 4 times (@ MIA, 6/9/23)	3FGM	4 at OKC 11/23/22	3FGM	3 3 times (@ MIA, 6/9/23)
3FGA	12 vs. OKC 11/29/17	3FGA	6 vs. TOR 4/21/19	3FGA	6 2 times (@ ORL, 2/9/23)	3FGA	5 at LAL 5/22/23
FTM	13 vs. BOS 1/12/19	FTM	10 vs. GSW 4/24/22	FTM	7 2 times (@ OKC, 11/23/22)	FTM	6 vs. MIN 4/25/23
FTA	15 vs. NOP 3/6/22	FTA	13 vs. GSW 4/24/22	FTA	13 vs. OKC 1/22/23	FTA	8 vs. LAL 5/16/23
OREB	12 at MIN 1/2/23	OREB	6 3 times (@ PHX, 5/5/23)	OREB	12 at MIN 1/2/23	OREB	6 2 times (@ PHX, 5/5/23)
DREB	15 vs. OKC 11/29/17	DREB	7 3 times (@ MIA, 6/7/23)	DREB	12 at IND 11/9/22	DREB	7 2 times (@ MIA, 6/7/23)
TREB	17 at NYK 1/18/21	TREB	12 vs. GSW 4/21/22	TREB	16 2 times (@ MIN, 1/2/23)	TREB	10 2 times (@ MIA, 6/7/23)
ASTS	12 vs. MIN 2/28/20	ASTS	7 vs. TOR 4/19/19	ASTS	8 2 times (vs. MIN, 2/7/23)	ASTS	6 2 times (@ MIA, 6/9/23)
STLS	6 vs. DAL 2/19/16	STLS	3 2 times (@ PHX, 6/7/21)	STLS	4 2 times (vs. MIN, 2/7/23)	STLS	2 2 times (vs. MIA, 6/12/23)
BLKS	4 8 times (@ HOU, 4/4/23)	BLKS	2 5 times (@ LAL, 5/22/23)	BLKS	4 2 times (@ HOU, 4/4/23)	BLKS	2 3 times (@ LAL, 5/22/23)
MINS	45 vs. ATL 12/6/17	MINS	43 at MIN 4/23/23	MINS	41 vs. PHX 12/25/22	MINS	43 at MIN 4/23/23






2022-23 GAME-BY-GAME POSTSEASON STATISTICS (DEN)

DATE	OPP	P/S	MIN	FG	FGA	FG%	3PM	3PA	3P%	FT	FTA	FT%	OR	DR	TOT	A	ST	BS	TO	PF	+/-	PTS	W/L	SCORE
04/16/23	MIN	S	23:20	3	7	.429	2	4	.500	5	6	.833	2	3	5	1	1	0	1	3	15	13	W	109-80
04/19/23	MIN	S	32:39	6	11	.545	0	0	.000	0	0	.000	6	4	10	3	0	0	0	5	-3	12	W	122-113
04/21/23	at MIN	S	30:43	4	7	.571	1	2	.500	5	5	1.000	0	7	7	0	1	0	2	4	11	14	W	120-111
04/23/23	at MIN	S	42:43	6	12	.500	1	3	.333	1	1	1.000	5	2	7	3	0	1	1	6	2	14	L	108-114 (OT)
04/25/23	MIN	S	33:50	4	9	.444	0	3	.000	6	7	.857	2	4	6	2	1	0	1	5	-3	14	W	112-109
04/29/23	PHX	S	38:57	9	13	.692	3	4	.750	2	2	1.000	2	4	6	0	1	0	1	2	25	23	W	125-107
05/01/23	PHX	S	39:01	5	8	.625	1	3	.333	5	6	.833	0	1	1	1	2	1	2	2	11	16	W	97-87
05/05/23	at PHX	S	39:07	3	13	.231	0	3	.000	3	4	.750	6	1	7	1	0	2	0	3	1	9	L	114-121
05/07/23	at PHX	S	35:51	5	10	.500	1	2	.500	0	0	.000	3	3	6	3	1	0	1	5	7	11	L	124-129
05/09/23	PHX	S	35:42	4	13	.308	1	2	.500	1	4	.250	3	3	6	6	0	2	0	1	27	10	W	118-102
05/11/23	at PHX	S	34:32	3	7	.429	0	0	.000	2	4	.500	1	5	6	3	0	0	2	3	2	8	W	125-100
05/16/23	LAL	S	35:59	4	9	.444	0	3	.000	4	8	.500	3	0	3	3	0	0	2	1	11	12	W	132-126
05/18/23	LAL	S	38:56	5	9	.556	0	2	.000	0	0	.000	2	2	4	2	0	1	3	2	4	10	W	108-103
05/20/23	at LAL	S	32:12	2	5	.400	0	1	.000	3	4	.750	1	2	3	4	0	1	1	0	6	7	W	119-108
05/22/23	at LAL	S	40:43	9	14	.643	3	5	.600	1	3	.333	4	2	6	5	0	2	0	2	10	22	W	113-111
06/01/23	MIA	S	36:05	7	10	.700	0	1	.000	2	2	1.000	2	4	6	1	0	1	0	0	15	16	W	104-93
06/04/23	MIA	S	38:13	5	7	.714	2	2	1.000	0	2	.000	1	6	7	2	0	1	0	3	-7	12	L	108-111
06/07/23	at MIA	S	33:49	5	10	.500	0	0	.000	1	4	.250	3	7	10	5	1	0	0	3	16	11	W	109-94
06/09/23	at MIA	S	41:42	11	15	.733	3	4	.750	2	3	.667	1	6	7	6	1	0	2	4	29	27	W	108-95
06/12/23	MIA	S	28:39	1	6	.167	0	2	.000	2	4	.500	2	5	7	1	2	1	1	4	8	4	W	94-89
2022	TTL	20-20	701	101	195	.518	18	46	.391	45	69	.652	49	71	120	52	11	13	20	58	187	265	16-4	
2022	AVG	--	35.0	5.0	9.8	--	0.9	2.3	--	2.2	3.5	--	2.5	3.5	6.0	2.6	0.6	0.7	1.0	2.9	9.3	13.2	--	--



#9 JUSTIN HOLIDAY

Position: Guard
Height: 6'6"
Weight: 180
DOB: 4/5/1989
College: Washington
Pro Experience: 10 Years

2022-23 STATS:
PPG: --
RPG: --
APG: --

2022-23:

Appeared in 46 games (two starts) playing for the Dallas Mavericks and Atlanta Hawks before signing with the Denver Nuggets ... Averaged 4.5 points and 1.2 rebounds in 15.3 minutes ... Registered six rebounds, three assists, two steals, and one block with DAL in 26 minutes vs. CHI on 4/7 ... Finished with 16 points (6-8 FG's, 4-5 3PT) along with one rebound and one assist in 20 minutes of play vs. PHI on 11/28 ... Recorded two steals in seven games.

CAREER:

NBA: NBA Champion (2015) ... Played in 622 games (287 starts) over 10 seasons (2012-22) with Philadelphia, Golden State, Atlanta, Chicago, New York, Memphis, Indiana, Sacramento, and Dallas ... Owns career averages of 8.4 points, 2.8 rebounds, and 1.4 assists in 23.9 minutes ... Has recorded five double-doubles ... Posted one game with 30 points vs. DAL on 4/7/19 ... Registered six steals twice in his career ... **2021-22 (Indiana, Sacramento):** Appeared in 74 total games (65 starts), tallying 10.1 points, 2.6 rebounds, and 1.7 assists in 27.8 minutes ... Put in 10+ points on 37 occasions, including 20+ points four times ... Connected on multiple three-pointers in 11 of his 16 games in January, shooting .410 from long distance over that span (48-117 3FG) ... Hit a season-high seven triples (7-14) against PHX on 1/14, recording 25 points, two rebounds, four assists, two steals, and three blocks in 37 minutes ... It was the only time in his career he's recorded at least 25 points, two rebounds, four assists, two steals and three blocks, while connecting on at least seven triples, in a single game ... Poured in a season-high 27 points on 9-11 shooting from the field, including a 6-8 mark from three-point territory in a win over the PHI on 11/13 ... His .818 FG% in the win marked a career-high clip from the floor (min. 10 FGA) ... **2020-21:** Played in every game for the third straight season, made 52 starts and averaged 10.5 points, 3.6 rebounds, 1.7 assists, and 1 steal per game ... Shot .413 FG%, .382 3FG% and .788 FT% ... Scored in double figures 36 times with five games with 20+ points ... Tallied a season-high 26 points - his highest total in his two seasons with the Pacers - and made a career-high eight three-pointers against the Bucks on 5/13 ... Finished with nine points and season highs with nine rebounds and five assists in 45 minutes off the bench during the overtime win at NOP on 1/4 ... Became just the third Pacers player, and the first since Al Harrington in 2003, to log at least 45 minutes off the bench in a game ... **2019-20 (Indiana):** The only Pacers player to appear in all 73 regular season games during his first year in Indiana ... Averaged 8.3 points, 3.3 rebounds, 1.3 assists, and 1.2 steals per game (.428 FG%, .405 3FG%, .791 FT%) ... Made six starts during the regular season as the Pacers posted a 5-1 record ... Shot .428 from the field and set a new career high by shooting .405 from three-point range, which ranked 19th in the NBA ... Made 121 three-pointers off the bench, which ranked second in Indiana Pacers history behind teammate Doug McDermott's total of 128 ... Ranked 35th in the NBA with a team-high 1.2 steals per game, and led the league with a 1.98 steals-per-turnover ratio ... Scored in double figures 27 times with two games of 20 or more ... Scored a season-high 22 points and made 6-9 three-point attempts at TOR on 2/5 ... **2018-19 (Chicago, Memphis):** Played in 82 games for the second time in his career, splitting his time between the Chicago Bulls and Memphis Grizzlies ... Averaged 10.5 points, 3.9 rebounds, 1.8 assists, and 1.5 steals over 31.8 minutes per game (.386 FG%, .348 3FG%, .896 FT%) ... Began the season with the Bulls and averaged 11.6 points, 4.4 rebounds, and 2.2 assists per game over 38 starts ... Posted three double-doubles for Chicago, including 27 points and a career-high 13 rebounds against MIA on 11/23 ... Was traded to Memphis on 1/3 in exchange for MarShon Brooks, Wayne Selden and two future second-round draft picks ... Played 44 games and made 39 starts for the Grizzlies and averaged 9.5 points, 3.5 rebounds, 1.4 assists, and 1.2 steals per game ... Set a new career high with 30 points as he shot 9-20 from the field, 6-11 from three-point range and 6-6 from the free throw line against the DAL on 4/7 ... **2017-18 (Chicago):** Played in 72 games (all starts) and averaged 12.2 points, 4.0 rebounds, 2.1 assists, and 1.1 steals in 31.5 minutes (.371 FG%, .359 3FG%, .823 FT%) ... Hit a career-high seven three-pointers en route to 25 points vs. MIA on 1/15 ... Posted back-to-back 20-point games for the first time in his career on 1/3 (26) and 1/5 (23) ... Made career-high eight free throws at DAL on 1/5 ... Scored 26 points and tied a career-best six 3FGM vs. TOR on 1/3 ... Tallied 20 points in first half, including five 3FGM vs. PHI on 12/18 ... Dished out a career-high seven assists at MIL on 12/15 ... Posted his second double-double of the season with 10 points and 10 rebounds at LAL on 11/21 ... Scored season-high 27 points vs. CHA on career-high 10 FGM on 11/17 ... Career-long streak of 10 games with double-digit scoring ended on 10/28 vs. OKC ... Earned first-career double-double with 13 points and 10 rebounds against ATL on 10/26 ... Missed 10 games on season ... Recorded five games on Inactive List and four DNP-CDs ... Also missed one game for personal reasons on 11/15 ... **2016-17 (New York):** Played in all 82 games for the first time in his career (four starts) and averaged 7.7 points, 2.7 rebounds and 1.2 assists in 20.0 minutes (.433 FG%, .355 3FG%, .825 FT%) ... Led the team in scoring twice and assists twice ... Scored season-high 20 points off the bench in the season finale on 4/12 vs. Philadelphia ... Played 40 minutes at TOR on 4/9 ... Grabbed nine rebounds in a 4OT game at ATL on 1/29 ... Grabbed career-high six steals on 12/15 at GSW ... **2015-16 (Atlanta, Chicago):** Appeared in 53 games (five starts) and averaged 4.5 points, 1.7 rebounds, and 1.1 assists in 14.6 minutes (.386 FG%, .343 3FG%, .730 FT%) ... In 26 games with the Hawks (one start) averaged 2.4 points and 1.0 rebounds in 10.1 minutes ... Posted shooting averages of .329 from the field, .222 from distance and .500 from the stripe ... With the Bulls, averaged 6.5 points, 2.3 rebounds and 1.7 assists in 18.9 minutes ... Shot .413 from the floor, .433 from long range and .815 from the stripe ... Logged five double-digit scoring outings ... Scored 29 points versus PHI on 4/13 ... Grabbed season-high six rebounds at WAS on 3/16 ... Posted with five assists on 4/13 vs. PHI ... Made first start for the CHI vs. MIA and played 38 minutes on 3/11 ... **2014-15 (Golden State, Santa Cruz):** Saw action in 59 games (four starts) for the Warriors and posted 4.3 points and 1.2 rebounds in 11.1 minutes (.387 FG%, .321 3FG%, .822 FT%) ... Scored in double-figures eight times, including a season-high 23 points at Denver on 3/13 ... Was 9-16 from the field and 5-7 on threes during that game ... Recorded at least one steal 27 times and had two or more steals in nine games, including five steals at UTA on 1/13 ... Played one game for Santa Cruz of the NBA G League and registered 26 points, six rebounds, four assists and two blocks in 35 minutes ... **2013-14 (Philadelphia, Idaho):** Signed a 10-day contract with the Philadelphia 76ers on 4/1 ... Saw time in nine games for Philadelphia and averaged 4.7 points, 1.6 rebounds and 1.7 assists in 15.8 minutes ... Shot .333 from the field, .250 from three and .750 from the free-throw line ... Signed with the Idaho Stampede of the NBA G League after being waived by CLE and POR ... Played in 47 games (42 starts) for Idaho and posted 17.3 points, 5.3 rebounds, 2.5 assists, 2.43 steals, and 1.2 blocks in 34.7 minutes ... Shot .421 from the field, .412 on threes, and .816 from the free-throw line ... Scored 20+ points 18 times, and 30+ points four times ... Finished with 38 points, six rebounds, five assists, and four steals on 3/7 against Reno ... Had 36 points and shot 12-14 from the line in 43 minutes on 3/27 against Santa Cruz ... Averaged 24 points and played 40.6 minutes over his final five games ... Was named to the All-NBA G League Third Team and the All-Defensive Second Team.



**PLAYOFFS:**

Career: Has appeared in nine postseason games (two starts) with the Golden State Warriors and Indiana Pacers, averaging 3.6 points and 1.8 rebounds in 15.8 minutes ... **2019-20:** Played in all four games and made two starts in Indiana's series against Miami ... Averaged 7.3 points, 3.8 rebounds, 1.5 steals and 1.3 blocks over 32.8 minutes per game ... Shot 47.6% percent from the floor and made 8-16 three-point attempts in the series ... Scored 11 points and grabbed three rebounds in 32 minutes off the bench in Game 1 on 8/18 ... Finished with six points, seven rebounds, five steals, and two blocks in Game 2 on 8/20 ... **2014-15:** Saw action in five games for the Warriors ... Totalled three points, one rebound and one assist over 2.2 minutes per game.

CAREER TRANSACTIONS:

Signed a contract with the Denver Nuggets on 7/6/23 ... Traded by the Atlanta Hawks to the Houston Rockets on 2/9/23 before signing a contract with the Dallas Mavericks on 2/15/23 ... Traded by the Sacramento Kings to the Atlanta Hawks on 7/6/22 ... Traded by the Indiana Pacers to the Sacramento Kings on 2/8/22 ... Signed a multi-year contract with the Indiana Pacers on 11/22/20 ... Signed as a free agent with the Indiana Pacers on 7/31/19 ... Traded by the Chicago Bulls to the Memphis Grizzlies on 1/3/19 ... Signed a multi-year contract with the Chicago Bulls on 7/10/17 ... Traded by the Chicago Bulls to the New York Knicks on 6/22/16 ... As part of a 3-team trade, traded by the Atlanta Hawks to the Chicago Bulls on 2/18/16 ... Signed a multi-year contract with the Atlanta Hawks on 7/9/15 ... Recalled from the Santa Cruz Warriors of the G-League on 11/15/14 ... Assigned to the Santa Cruz Warriors of the G-League on 11/14/14 ... Signed a contract with the Golden State Warriors on 9/8/14 ... Signed a 10-day contract with the Philadelphia 76ers on 4/1/13.

COLLEGE:

Played 123 career games (56 starts) in four seasons at Washington ... Averaged 5.3 points, 3.7 rebounds, and 1.5 assists in 19.6 minutes (.443 FG%, .343 3FG%, .738 FT%) ... As a senior, averaged 10.5 points, 5.2 rebounds, 2.1 assists, and 1.17 steals in 28.3 minutes ... Was named Pac-10 Defensive Player of the Year ... Scored a career-high 23 points at California on 1/16/11 ... As a junior, was named to the Pac-10 All-Defensive Team ... Posted averages of 5.9 points, 4.5 rebounds, 1.8 assists, and 1.0 steals in 22.2 minutes ... As a sophomore, averaged 2.1 points, 2.5 rebounds, and 1.2 assists in 15.6 minutes after averaging 0.7 points in 6.6 minutes as a freshman.

PERSONAL:

Full name is Justin Alaric Holiday ... Son of Shawn and Toya Holiday ... Older brother of Jrue Holiday and Aaron Holiday ... Younger sister, Lauren, played for the women's basketball team at UCLA ... Nicknamed "fireman" by his University of Washington teammates because of his ability to cool off hot-shooting opponents ... Follow on Twitter @JustHolla7 and Instagram @JustHolla7





JUSTIN HOLIDAY - NBA REGULAR SEASON STATISTICS

SEASON	TEAM	GP	GS	MIN	FG	FGA	FG%	3PM	3PA	3P%	FT	FTA	FT%	OR	DR	TOT	A	ST	TO	BS	PTS	PPG
2012-13	PHI	9	0	142	16	48	.333	4	16	.250	6	8	.750	0	14	14	15	3	9	6	42	4.7
2014-15	GSW	59	4	657	91	235	.387	35	109	.321	37	45	.822	12	61	73	48	40	29	12	254	4.3
2015-16	ATL	26	1	263	24	73	.329	10	45	.222	5	10	.500	4	23	27	11	13	13	4	63	2.4
Went from ATL to CHI.																						
2015-16	CHI	27	4	510	64	155	.413	26	60	.433	22	27	.815	8	55	63	45	19	26	15	176	6.5
2015-16	TOT	53	5	772	88	228	.386	36	105	.343	27	37	.730	12	78	90	56	32	39	19	239	4.5
2016-17	NYK	82	4	1,639	233	538	.433	97	273	.355	66	80	.825	27	198	225	102	65	66	31	629	7.7
2017-18	CHI	72	72	2,265	290	782	.371	161	449	.359	135	164	.823	31	260	291	153	80	93	31	876	12.2
2018-19	CHI	38	38	1,325	151	394	.383	97	270	.359	41	46	.891	19	150	169	85	67	47	21	440	11.6
Went from CHI to MEM.																						
2018-19	MEM	44	39	1,282	149	383	.389	65	195	.333	54	60	.900	27	127	154	61	54	57	15	417	9.5
2018-19	TOT	82	77	2,605	300	777	.386	162	465	.348	95	106	.896	46	277	323	146	121	104	36	857	10.5
2019-20	IND	73	6	1,826	208	486	.428	134	331	.405	53	67	.791	32	206	238	93	87	44	46	603	8.3
2020-21	IND	72	52	2,183	258	625	.413	173	453	.382	67	85	.788	32	224	256	119	74	54	41	756	10.5
2021-22	IND	49	40	1,416	190	458	.415	127	336	.378	34	41	.829	18	117	135	90	36	49	18	541	11.0
Went from IND to SAC.																						
2021-22	SAC	25	25	641	71	204	.348	50	146	.342	16	21	.762	11	44	55	38	21	21	15	208	8.3
2021-22	TOT	74	65	2,055	261	662	.394	177	482	.367	50	62	.806	29	161	190	128	57	70	33	749	10.1
2022-23	ATL	28	0	411	48	125	.384	30	87	.345	0	0	.000	2	21	23	25	5	12	10	126	4.5
Went from ATL to HOU.																						
2022-23	HOU	0	0	0	0	0	0	0	0	0	0	0	0	0	0	0	0	0	0	0	0	0.0
Went from HOU to DAL.																						
2022-23	DAL	18	2	295	29	79	.367	16	56	.286	5	8	.625	3	29	32	16	14	10	9	79	4.4
2022-23	TOT	46	2	705	77	204	.377	46	143	.322	5	8	.625	5	50	55	41	19	22	19	205	4.5
TOTALS		622	287	14,848	1,822	4,585	.397	1,025	2,826	.363	541	662	.817	226	1,529	1,755	901	578	530	274	5,210	8.4
AVERAGE		--	--	23.9	2.9	7.4	--	1.6	4.5	--	0.9	1.1	--	0.4	2.5	2.8	1.4	0.9	0.9	0.4	8.4	--

JUSTIN HOLIDAY - NBA POSTSEASON STATISTICS

SEASON	TEAM	GP	GS	MIN	FG	FGA	FG%	3PM	3PA	3P%	FT	FTA	FT%	OR	DR	TOT	A	ST	TO	BS	PTS	PPG
2014-15	GSW	5	0	11	1	2	.500	1	1	1.000	0	0	.000	0	1	1	1	0	2	0	3	0.6
2019-20	IND	4	2	131	10	21	.476	8	16	.500	1	3	.333	4	11	15	3	6	3	5	29	7.3
TOTALS		9	2	141	11	23	.478	9	17	.529	1	3	.333	4	12	16	4	6	5	5	32	3.6
AVERAGE		--	--	15.7	1.2	2.6	--	1.0	1.9	--	0.1	0.3	--	0.4	1.3	1.8	0.4	0.7	0.6	0.6	3.6	--

REG CAREER HIGHS		POST CAREER HIGHS		2022-23 REG HIGHS	
PTS	30 vs. DAL 4/7/19	PTS	11 vs. MIA 8/18/20	PTS	16 at PHI 11/28/22
FGM	10 vs. CHA 11/17/17	FGM	4 vs. MIA 8/18/20	FGM	6 at PHI 11/28/22
FGA	20 3 times (vs. DAL, 4/7/19)	FGA	8 at MIA 8/22/20	FGA	11 vs. CHI 4/7/23
3FGM	8 vs. MIL 5/13/21	3FGM	3 2 times (@ MIA, 8/22/20)	3FGM	5 vs. SAS 2/23/23
3FGA	14 vs. PHX 1/14/22	3FGA	7 at MIA 8/22/20	3FGA	7 2 times (vs. UTA, 3/7/23)
FTM	8 at DAL 1/5/18	FTM	1 vs. MIA 8/20/20	FTM	3 at MIA 4/1/23
FTA	8 3 times (@ DAL, 1/5/18)	FTA	3 vs. MIA 8/20/20	FTA	3 at MIA 4/1/23
OREB	4 2 times (@ NYK, 1/10/18)	OREB	2 at MIA 8/22/20	OREB	1 5 times (vs. CHI, 4/7/23)
DREB	11 vs. MIA 11/23/18	DREB	6 vs. MIA 8/20/20	DREB	5 vs. CHI 4/7/23
TREB	13 vs. MIA 11/23/18	TREB	7 vs. MIA 8/20/20	TREB	6 vs. CHI 4/7/23
ASTS	7 2 times (@ DET, 11/30/18)	ASTS	2 at MIA 8/24/20	ASTS	3 4 times (vs. CHI, 4/7/23)
STLS	6 2 times (vs. ATL, 11/29/19)	STLS	5 vs. MIA 8/20/20	STLS	2 7 times (vs. CHI, 4/7/23)
BLKS	5 at UTA 1/20/20	BLKS	2 vs. MIA 8/20/20	BLKS	3 2 times (vs. UTA, 3/7/23)
MINS	47 at NYK 11/5/18	MINS	38 at MIA 8/24/20	MINS	31 vs. UTA 3/7/23





2022-23 GAME-BY-GAME REGULAR SEASON STATISTICS (ATL / HOU / DAL)

DATE	OPP	P/S	MIN	FG	FGA	FG%	3PM	3PA	3P%	FT	FTA	FT%	OR	DR	TOT	A	ST	BS	TO	PF	+/-	PTS	WL	SCORE
10/19/22	HOU	P	18:32	1	5	.200	1	4	.250	0	0	.000	0	1	1	3	1	1	0	2	3	3	W	117-107
10/21/22	ORL	P	20:07	3	8	.375	3	6	.500	0	0	.000	0	1	1	2	1	0	0	2	2	9	W	108-98
10/23/22	CHA	P	17:13	1	7	.143	1	5	.200	0	0	.000	0	0	0	0	0	1	0	1	-18	3	L	109-126
10/26/22	at DET	P	22:22	1	3	.333	0	1	.000	0	0	.000	0	3	3	3	0	0	1	1	-3	2	W	118-113
10/28/22	at DET	P	25:49	2	8	.250	0	6	.000	0	0	.000	0	0	0	3	0	0	0	5	14	4	W	136-112
10/29/22	at MIL	P	12:45	4	5	.800	2	3	.667	0	0	.000	0	0	0	0	0	0	0	4	-1	10	L	115-123
10/31/22	at TOR	P	23:44	5	8	.625	2	4	.500	0	0	.000	0	0	0	1	0	1	0	2	-13	12	L	109-139
11/02/22	at NYK	P	14:30	1	4	.250	1	3	.333	0	0	.000	0	1	1	2	0	0	0	1	-11	3	W	112-99
11/05/22	NOP	P	16:23	2	7	.286	1	6	.167	0	0	.000	0	1	1	0	2	0	1	1	-11	5	W	124-121 (OT)
11/07/22	MIL	P	23:00	5	10	.500	4	7	.571	0	0	.000	0	0	0	0	0	0	0	1	18	14	W	117-98
11/09/22	UTA	P	19:06	4	9	.444	2	6	.333	0	0	.000	0	2	2	0	0	0	2	2	-14	10	L	119-125
11/10/22	PHI	P	22:39	2	4	.500	2	4	.500	0	0	.000	1	3	4	0	0	0	3	1	11	6	W	104-95
11/12/22	at PHI	P	15:28	0	2	.000	0	1	.000	0	0	.000	0	3	3	1	0	1	1	2	3	0	L	109-121
11/14/22	at MIL																						W	121-106
11/16/22	BOS	P	6:42	0	1	.000	0	1	.000	0	0	.000	0	0	0	0	0	1	0	1	-2	0	L	101-126
11/19/22	TOR	P	07:16	2	5	.400	1	3	.333	0	0	.000	0	0	0	0	0	0	1	0	-6	5	W	124-122 (OT)
11/21/22	at CLE	P	15:31	0	3	.000	0	3	.000	0	0	.000	0	0	0	0	1	0	0	2	-2	0	L	102-114
11/23/22	SAC																						W	115-106
11/25/22	at HOU	P	1:25	0	0	.000	0	0	.000	0	0	.000	0	0	0	0	0	0	0	0	-1	0	L	122-128
11/27/22	MIA																						L	98-106
11/28/22	at PHI	P	20:31	6	8	.750	4	5	.800	0	0	.000	0	1	1	1	0	0	1	2	-13	16	L	101-104
11/30/22	at ORL																						W	125-108
12/02/22	DEN																						W	117-109
12/05/22	OKC																						L	114-121
12/07/22	at NYK	P	23:55	2	7	.286	1	3	.333	0	0	.000	0	1	1	0	1	1	1	1	-17	5	L	89-113
12/09/22	at BKN	P	10:39	0	1	.000	0	1	.000	0	0	.000	0	1	1	0	0	1	1	1	4	0	L	116-120
12/11/22	CHI	P	4:37	0	1	.000	0	1	.000	0	0	.000	0	0	0	0	0	1	0	0	-2	0	W	123-122 (OT)
12/12/22	at MEM	P	18:55	2	7	.286	2	6	.333	0	0	.000	0	0	0	1	0	0	0	1	2	6	L	103-128
12/14/22	at ORL	P	20:29	1	1	1.000	0	0	.000	0	0	.000	0	0	0	2	0	1	0	2	3	2	L	124-135
12/16/22	at CHA																						W	125-106
12/19/22	ORL																						W	126-125
12/21/22	CHI																						L	108-110
12/23/22	DET	P	3:22	1	1	1.000	1	1	1.000	0	0	.000	0	1	1	0	0	0	0	0	1	3	W	130-105
12/27/22	at IND	P	6:51	1	5	.200	1	3	.333	0	0	.000	1	1	2	1	0	0	0	0	-8	3	L	114-129
12/28/22	BKN	P	8:21	0	1	.000	0	1	.000	0	0	.000	0	0	0	2	0	1	0	0	14	0	L	107-108
12/30/22	LAL																						L	121-130
01/02/23	at GSW	P	04:52	0	1	.000	0	1	.000	0	0	.000	0	1	1	1	0	0	0	1	-10	0	L	141-143 (2OT)
01/04/23	at SAC																						W	120-117
01/06/23	at LAL																						L	114-130
01/08/23	at LAC																						W	112-108
01/11/23	MIL																						L	105-114
01/13/23	at IND																						W	113-111
01/14/23	at TOR																						W	114-103
01/16/23	MIA																						W	121-113
01/18/23	at DAL																						W	130-122
01/20/23	NYK																						W	139-124
01/21/23	CHA																						L	118-122
01/23/23	at CHI																						L	100-111
01/25/23	at OKC																						W	137-132
01/28/23	LAC																						L	113-120
01/30/23	at POR																						L	125-129
02/01/23	at PHX	P	5:41	2	3	.667	1	2	.500	0	0	.000	0	0	0	1	0	0	0	1	-9	5	W	132-100
02/03/23	at UTA																						W	115-108
02/04/23	at DEN																						L	108-128
02/07/23	at NOP																						L	107-116
02/09/23	PHX																						W	116-107
02/10/23	at MIA																						L	95-97
02/13/23	at PHI																						L	104-123
02/15/23	at DEN																						L	109-118
02/23/23	SAS	P	21:20	5	7	.714	5	6	.833	0	0	.000	0	2	2	0	2	0	0	2	20	15	W	142-116
02/26/23	LAL	S	28:24	2	5	.400	2	5	.400	0	0	.000	0	0	0	2	0	3	0	3	-5	6	L	108-111
02/28/23	IND	S	14:48	0	3	.000	0	2	.000	0	2	.000	1	2	3	1	2	0	2	0	1	0	L	122-124
03/02/23	PHI	P	11:25	0	2	.000	0	2	.000	0	0	.000	0	1	1	0	0	0	0	3	-16	0	W	133-126
03/05/23	PHX	P	13:23	2	2	1.000	1	1	1.000	0	0	.000	0	2	2	1	2	0	0	2	-3	5	L	126-130
03/07/23	UTA	P	30:35	4	9	.444	3	7	.429	0	0	.000	0	2	2	2	2	3	2	4	-2	11	W	120-116
03/08/23	at NOP	P	16:16	0	5	.000	0	5	.000	0	0	.000	0	3	3	1	0	0	1	2	-30	0	L	106-113
03/11/23	at MEM	P	13:05	1	4	.250	1	3	.333	0	0	.000	0	1	1	1	0	0	0	1	-2	3	L	108-112
03/13/23	MEM	P	16:35	4	7	.571	1	3	.333	0	0	.000	0	2	2	2	1	0	1	1	-5	9	L	88-104
03/15/23	at SAS	P	12:25	0	1	.000	0	1	.000	0	0	.000	0	1	1	0	0	0	1	0	-12	0	W	137-128 (OT)
03/17/23	at LAL	P	16:08	1	1	1.000	0	0	.000	0	0	.000	1	1	2	1	2	2	1	1	3	2	W	111-110
03/20/23	at MEM																						L	108-112
03/22/23	GSW	P	23:00	2	6	.333	1	5	.200	0	0	.000	0	2	2	1	0	0	0	4	-2	5	L	125-127
03/24/23	CHA	P	0:57	0	2	.000	0	1	.000	0	0	.000	0	0	0	0	0	0	0	2	-8	0	L	109-117
03/26/23	at CHA	P	13:56	0	2	.000	0	2	.000	0	0	.000	0	1	1	1	0	0	0	1	7	0	L	104-110
03/27/23	at IND	P	9:05	1	2	.500	0	1	.000	2	2	1.000	0	2	2	0	0	0	1	0	-6	4	W	127-104
03/29/23	at PHI																						L	108-116
04/01/23	at MIA	P	04:13	0	1	.000	0	1	.000	3	3	1.000	0	0	0	0	0	0	0	0	3	0	L	122-129
0																								




#30 JAY HUFF

Position: Center
Height: 7'1"
Weight: 240
DOB: 8/25/1997
College: Virginia
Pro Experience: 2 Years

2022-23 STATS:
PPG: 2.0
RPG: 1.0
APG: 1.0

2022-23:
 Played in seven games with Washington, averaging 7.3 points, 3.0 rebounds, and 1.4 assists in 13.6 minutes ... Recorded a season-high 17 points along with nine rebounds, two assists, and two steals in 26 minutes vs. MIL on 4/4 ... Followed that game up with 14 points (5-6 FG's, 2-3 3PT, 2-2 FT), four rebounds, three assists, one steal, and three blocks in 29 minutes vs. ATL on 4/5 ... Notched another double-figures in points on 4/6 vs. MIA with 13 points, four rebounds, two assists, and one block.

CAREER:
NBA: Has appeared in 11 NBA games ... Holds career averages of 4.6 points, 2.3 rebounds, and one steal in 10.5 minutes ... Has scored 10+ points in three games ... Owns a career field goal shooting percentage of 53.6% and 93.8% free-throw shooting percentage ... **2021-2022 (Los Angeles Lakers and Washington):** Played in four games, averaging one rebound in 5.1 minutes ... Collected a total of four rebounds, one assist, one steal, and one block over the four games.

CAREER TRANSACTIONS:
 Signed a two-way contract with the Denver Nuggets on 7/18/23 ... Signed a two-way contract with the Washington Wizards on 3/1/23 ... Signed a contract with the Los Angeles Lakers on 7/27/22 ... Signed a two-way contract with the Los Angeles Lakers on 10/18/21 ... Signed a contract with the Washington Wizards on 8/9/21.

COLLEGE:
 Played in 101 games (43 starts) for the University of Virginia, averaging 7.6 points, 4.5 rebounds, and 1.6 blocks in 18.3 minutes per game ... **2020-21 (Senior):** Started all 25 games ... Named to the USBWA All-District 3 team ... Earned NABC All-District 2 second-team honors ... All-ACC Second Team ... All-ACC Defensive Team ... All-ACC Academic Team ... Kareem Abdul-Jabbar Award Watch List ... Sidney Young Memorial Award recipient for leadership, spirit and unselfishness ... Finished career ranked first all-time at Virginia in field goal percentage at 58.5 percent ... Finished second on UVA's career blocked shots list with 166 ... Huff's career-high 66 blocked shots rank sixth on UVA's all-time single-season list ... Averaged 13 points , 7.1 rebounds, and 2.6 blocks ... Led the ACC in field goal percentage (.585), finished second in blocked shots (2.6), 11th in rebounding (7.1) and 19th in scoring (13.0) ... Reached double figures in 18 games ... Had multiple blocks in 19 games, with 4+ in eight games ... Recorded 18 points, making a career-high seven free throws, and had 11 rebounds for a double-double vs. Kent State on 12/4 ... Had 18 points, making career-high four 3-pointers, and two blocks vs. Notre Dame on 1/13 ... Dished out career-high five assists and scored 12 points at Clemson on 1/16 ... Scored 18 points with five blocks vs. Georgia Tech on 1/23 ... Recorded a double-double with career-high 21 points and matched career high with 12 rebounds vs. Syracuse 1/25 ... Scored 13 with team-high eight rebounds and two blocks vs. Pitt on 2/6 ... Finished with a double-double, 18 points and tied a career-high with 12 rebounds, adding four blocks vs. North Carolina on 2/13 ... Recorded double-double with 20 points and 12 rebounds, adding two blocks at Duke on 2/20 ... Had a double-double with 19 points and 11 rebounds, and added five blocks and three steals vs. NC State on 2/24 ... Finished with a double-double with 13 points and 12 rebounds and had four blocks vs. Syracuse in ACC quarterfinals on 3/11 ... Scored nine points with six rebounds and four blocks vs. Ohio in NCAA First Round on 3/20 ... Named to the ACC Honor Roll ... **2019-20 (Junior):** Started 18 of 30 games ... Averaged career highs in points (8.5), rebounds (6.2) and blocks (2.0) ... Shot 57.1 percent from the field, 35.8 percent from 3-point range and 54 percent from the free throw line ... Ranked fourth in the ACC in blocks (2.0) ... Led team with four double-doubles ... Recorded multiple blocks in 16 contests ... Blocked a career-high 10 shots vs. Duke on 2/29, most at UVA since Ralph Sampson blocked 10 vs. Old Dominion on Dec. 29, 1979 and most by any player in ACC in 2019-20 ... Recorded first career double-double with 11 points and career-high 12 rebounds at Syracuse on 1/16 ... Had 16 points and added 10 rebounds for second career double-double vs. Syracuse (1/1/20) ... Had a double-double with 10 points and 10 rebounds and four blocks vs. Clemson on 2/5 ... Had 13 points, six rebounds and matched career-high with five blocks against Columbia on 11/16 ... Scored 14 points on a career-high three 3-pointers, had three blocks and eight rebounds vs. Boston College on 2/19 ... Scored the first 17 points of the game for UVA, matching a career-high, at Miami on 3/4 ... Recorded first career start and played 32 minutes against Vermont (11/19/19) ... Named to the ACC Honor Roll ... **2018-19 (Sophomore):** Played 34 games ... Averaged 4.4 points and 2.1 rebounds ... Shot 60.4 percent from the field, 45.2 percent from 3-point range and 66.7 percent free throws ... Reached double figures in four games ... Blocked three shots in 14 minutes vs. Morgan State on 12/3 ... Registered season-high 14 points and career-high eight rebounds vs. Marshall on 12/31 ... Registered 11 points, seven rebounds and one blocked shot in 10 second-half minutes at Clemson on 1/12 ... Finished with career-high three steals vs. Pittsburgh on 3/2 ... Made NCAA Tournament debut vs. Gardner-Webb on 3/22 ... Member of the ACC Honor Roll ... **2017-18 (Freshman):** Played 12 games ... Recorded 16 points (7-8 FGs), five blocks, four rebounds and two assists in his collegiate debut against Austin Peay on 11/13 ... Tied a JPY record with five blocks against Austin Peay on 11/13 ... Recorded three blocks against Monmouth on 11/19 ... Tallied five points, three rebounds and one steal vs. Lehigh on 12/2 ... Registered six rebounds vs. Savannah State on 12/19.

PERSONAL:
 Both of Huff's parents are former college basketball players. His father, Mike, played for Pacific Lutheran University, and his mother, Kathy, played for West Virginia. Mike was the director of the Michael W. Krzyzewski Human Performance Laboratory at Duke University ... Has one sister, Katrina ... Earned undergraduate degree in youth and social innovation and religion.



JAY HUFF - NBA REGULAR SEASON STATISTICS

SEASON	TEAM	GP	GS	MIN	FG	FGA	FG%	3PM	3PA	3P%	FT	FTA	FT%	OR	DR	TOT	A	ST	TO	BS	PTS	PPG
2021-22	LAL	4	0	20	0	3	.000	0	2	.000	0	0	.000	1	3	4	1	1	1	1	0	0.0
2022-23	WAS	7	0	95	15	25	.600	6	12	.500	15	16	.938	6	15	21	10	3	5	4	51	7.3
TOTALS		11	0	114	15	28	.536	6	14	.429	15	16	.938	7	18	25	11	4	6	5	51	4.6
AVERAGE		--	--	10.4	1.4	2.5	--	0.5	1.3	--	1.4	1.5	--	0.6	1.6	2.3	1.0	0.4	0.5	0.5	4.6	--

	REG CAREER HIGHS		2022-23 REG HIGHS
PTS	17 vs. MIL 4/4/23	PTS	17 vs. MIL 4/4/23
FGM	5 2 times (@ ATL, 4/5/23)	FGM	5 2 times (@ ATL, 4/5/23)
FGA	10 vs. MIL 4/4/23	FGA	10 vs. MIL 4/4/23
3FGM	3 vs. MIL 4/4/23	3FGM	3 vs. MIL 4/4/23
3FGA	6 vs. MIL 4/4/23	3FGA	6 vs. MIL 4/4/23
FTM	4 2 times (vs. MIA, 4/7/23)	FTM	4 2 times (vs. MIA, 4/7/23)
FTA	5 vs. MIL 4/4/23	FTA	5 vs. MIL 4/4/23
OREB	2 3 times (vs. MIA, 4/7/23)	OREB	2 3 times (vs. MIA, 4/7/23)
DREB	7 vs. MIL 4/4/23	DREB	7 vs. MIL 4/4/23
TREB	9 vs. MIL 4/4/23	TREB	9 vs. MIL 4/4/23
ASTS	3 at ATL 4/5/23	ASTS	3 at ATL 4/5/23
STLS	2 vs. MIL 4/4/23	STLS	2 vs. MIL 4/4/23
BLKS	3 at ATL 4/5/23	BLKS	3 at ATL 4/5/23
MINS	30 at ATL 4/5/23	MINS	30 at ATL 4/5/23

2022-23 GAME-BY-GAME REGULAR SEASON STATISTICS (WAS)

DATE	OPP	P/S	MIN	FG	FGA	FG%	3PM	3PA	3P%	FT	FTA	FT%	OR	DR	TOT	A	ST	BS	TO	PF	+/-	PTS	W/L	SCORE
03/02/23	TOR																						W	119-108
03/04/23	TOR																						L	109-116 (OT)
03/05/23	MIL																						L	111-117
03/07/23	at DET																						W	119-117
03/08/23	ATL																						L	120-122
03/10/23	ATL																						L	107-114
03/12/23	at PHI																						L	93-112
03/14/23	DET	P	3:15	0	0	.000	0	0	.000	0	0	.000	0	0	0	0	0	0	2	1	-3	0	W	117-97
03/17/23	at CLE																						L	94-117
03/18/23	SAC	P	5:30	1	1	1.000	0	0	.000	3	3	1.000	0	3	3	0	0	0	0	0	8	5	L	118-132
03/21/23	at ORL																						L	112-122
03/22/23	DEN	P	3:39	0	1	.000	0	1	.000	2	2	1.000	0	1	1	1	0	0	0	0	6	2	L	104-118
03/24/23	SAS																						W	136-124
03/26/23	at TOR																						L	104-114
03/28/23	BOS																						W	130-111
03/31/23	ORL																						L	109-116
04/02/23	at NYK	P	2:44	0	0	.000	0	0	.000	0	0	.000	0	0	0	2	0	0	0	0	9	0	L	109-118
04/04/23	MIL	P	26:51	5	10	.500	3	6	.500	4	5	.800	2	7	9	2	2	0	0	5	7	17	L	128-140
04/05/23	at ATL	P	29:34	5	6	.833	2	3	.667	2	2	1.000	2	2	4	3	1	3	1	4	-16	14	L	116-134
04/07/23	MIA	P	23:23	4	7	.571	1	2	.500	4	4	1.000	2	2	4	2	0	1	2	5	-18	13	W	114-108
04/09/23	HOU																						L	109-114
2022	TTL	7-0	91	15	25	.600	6	12	.500	15	16	.938	6	15	21	10	3	4	5	15	-7	51	6-15	
2022	AVG	--	13.0	2.1	3.6	--	0.9	1.7	--	2.1	2.3	--	0.9	2.1	3.0	1.4	0.4	0.6	0.7	2.1	-1.0	7.3	--	--






#7 REGGIE JACKSON

Position: Guard
Height: 6'2"
Weight: 208
DOB: 4/16/1990
College: Boston College
Pro Experience: 12 Years

2022-23 STATS:
PPG: 7.7
RPG: 1.9
APG: 3.3

2022-23:

Appeared in 68 games (40 starts) playing for the Los Angeles Clippers and Denver Nuggets ... Averaged 10.2 points, 2.1 rebounds, and 3.4 assists in 24.4 minutes ... Shot 90.4% percent from the free-throw line ... Registered three blocks, two assists, two rebounds, and 12 points in 26 minutes vs. BKN on 2/6 ... Recorded seven rebounds, 24 points, and 12 assists in 41 minutes vs. POR on 11/29 ... Posted a season-high 27 points vs. UTA on 11/21 along with three rebounds and four assists ... Tallied double-figure points in 32 games, including seven games with 20+ points.

CAREER:

NBA: NBA Champion (2023) ... Played in 771 games (506 starts) over 12 seasons (2011-23) with Oklahoma City, Detroit, L.A. Clippers, and Denver ... Owns career averages of 4.8 points, 2.9 rebounds and 4.2 assists in 25.5 minutes ... Recorded 37 double-doubles and two career double-doubles ... Posted one game with 20+ assists... **2021-22:** Appeared in 75 games (all starts) and averaged 16.8 points, 4.8 assists, and 3.6 rebounds in 23.0 minutes ... Appeared in his 700th career game on 3/31 at CHI ... Recorded his 3,000th career assist on 3/29 vs. UTA ... Jackson is one of 28 active NBA players with at least 9,000 career points and 3,000 career assists ... **2020-21 (LA Clippers):** Appeared in 67 games (43 starts) and averaged 10.7 points, 3.1 assists, and 2.9 rebounds while shooting a career-high 43.3% from beyond the arc in 23.0 minutes ... Had a season-high 29 points vs. DET on 4/14 ... Tied his career high in three-pointers made with six vs. HOU on 4/9 ... Appeared in his 600th career game vs. DAL on 3/17 ... Scored first 20-point game as a member of the Clippers vs. ATL on 1/26 ... **2019-20 (Detroit Pistons – LA Clippers):** Appeared in 31 games (16 starts) and averaged 11.9 points, 4.1 assists, and 3.0 rebounds in 24.0 minutes ... Scored 22 points (8-14 FG, 3-7 3FG) to go along with three rebounds, four assists, and two steals in 19 minutes against SAC on 1/22 ... Scored in double figures in his first four games since he returned from a 42-game hiatus, averaging 18.8 points, 2.8 rebounds, 4.3 assists, 1.3 steals during that stretch (Jan. 22 to Jan. 29). Jackson led the team in scoring in two consecutive games (Jan. 27 to Jan. 29) ... Three-straight games with 20+ points (2/5-2/8) ... Season-highs in 3-pointers (five) and assists (nine) vs. PHX on 2/5 ... Missed 43 games with lower back tightness/lumbar stress reaction/recovery ... **2018-19 (Detroit Pistons):** Appeared in a career-high 82 games (all starts) and averaged 15.4 points, 2.6 rebounds, 4.2 assists, and 27.9 minutes per game ... Was the only Piston to play all 82 games ... Among NBA league leaders, ranked 22nd in free-throw percentage (86.4%) ... Scored 10+ points 66 times, 20+ points 21 times and 30+ points once ... Scored a season-high 32 points at ATL on 2/22 ... Grabbed season-high seven rebounds three times (at MIL on 12/5, at MEM on 1/2, and vs. DAL on 1/31) ... Dished out season-high nine assists twice (at DAL on 1/25 and vs. DAL on 1/31) ... Became the third Piston in franchise history to record 32 points, eight assists with no turnovers ... Made a single-season career-high 174 3-pointers and was one of five Pistons to make 100-plus threes ... Made a career-high six 3-pointers vs. CHI on 11/30 ... **2017-18:** Appeared in 45 games (all starts) and averaged 14.6 points, 2.8 rebounds, 5.3 assists and 26.7 minutes per game ... Scored a season-high 29 points at BKN on 4/1 ... Grabbed a season-high seven rebounds at LAL on 10/31 and dished out a season-high 13 assists vs. IND on 12/26 ... Missed 37 games with a right ankle sprain ... The Pistons were 19-14 at the time of his injury and went 8-4 when he returned ... Averaged 16.4 points and 6.0 assists in eight games in October – his best offensive month of the season ... **2016-17:** Appeared in 52 games (50 starts), and averaging 14.5 points, 2.2 rebounds, 5.2 assists and 0.7 steals in 27.4 minutes per game ... Scored a season-high 31 points at POR on 1/8 ... Grabbed a season-high seven rebounds twice (vs. IND on 1/3 and at MIA on 1/28) ... Dished out a season-high 12 assists vs. IND on 1/3 ... Shot a career-high 35.9% (66-184) from 3-point range ... Shot 86.8% from the free-throw line ... Averaged 19.6 points in January – his best offensive month of the season ... Missed the first 21 games of the season with a left knee rehab and was inactive for the final nine games of the season due to rest ... **2015-16:** Appeared in 79 games (all starts), averaging a season-high 18.8 points, 3.2 rebounds, career-high 6.2 assists, 0.8 steals and 30.7 minutes per game ... Among NBA league leaders, ranked 25th in scoring (18.8ppg), T-14th in assists (6.2 apg), and 17th in free-throw percentage (86.4%) ... Led the team in scoring 34 times and in assists 62 times ... Recorded nine double-doubles (six points/assists and one points/rebounds) ... Scored a career-high 40 points (15-26 FG, 3-3 FG, 7-8 FT) at POR on 11/8 ... Collected season-high 11 rebounds vs. LAC on 11/14 and dished out season-high 16 assists vs. PHX on 12/2 ... The Pistons were 25-9 when he scored 20-plus points and 6-2 when he scored 30-plus points ... His eight games with 30-plus points tied Richard Hamilton for the most by a Piston in a single season since 2005-06 ... Among Eastern Conference point guards, ranked fifth in scoring (18.8 ppg), T-4th in assists (6.2 apg), third in free-throw percentage (86.4%) and fourth in double-doubles (9) ... Tied for fourth in the NBA in points off drives (7.3) and sixth in drives per game (10.6) ... His career-high 40 points at POR on 11/8, was the first 40-point effort by a Piston since Ben Gordon's 45 points at DEN on 3/21/12 ... Scored 26 of his career-high 40 points in the fourth quarter tying Will Bynum (vs. CHA, 4/5/09) for the franchise record for most points in a quarter...Also scored 31 second-half points which tied Grant Hill's (vs. WAS, 2/8/99) franchise record for points in a half ... Named Eastern Conference Player of the Week twice ... Missed one game due to illness and two games with an abdominal strain ... **2014-15 (Oklahoma City Thunder – Detroit Pistons):** Played in 77 games (40 starts) with Oklahoma City and Detroit and averaged 14.5 points, 4.2 rebounds, and 6.0 assists in 29.5 minutes ... In 50 games with Oklahoma City, averaged 12.8 points, 4.0 rebounds, and 4.3 assists in 28.0 minutes per game ... Averaged 17.6 points, 4.7 rebounds, and 9.2 assists in 32.2 minutes in 27 games with Detroit ... Among NBA league leaders, ranked 18th in assists per game with six and T-37th in free-throw percentage with 83.0% ... Recorded his first career triple-double with 11 points, 11 rebounds, and 10 assists at PHI on 3/18 ... Picked up his second career triple-double at ORL on 3/27 with 26 points, 11 rebounds and 10 assists...Became the first Piston since Grant Hill in 1997-98 to record multiple triple-doubles in a season ... Recorded his first 20/20 game with 23 points and 20 assists vs. MEM on 3/17 ...Also became the first player since Mark Jackson in 1997 to record a 20/20 game and a triple-double in back-to-back games ... Scored a career-high 31 points (12-17 FG, 3-4 3FG) at MIA on 3/29 ... Grabbed season-high 11 rebounds twice ... Dished out 20 assists vs. MEM on 3/17 ... Became the fifth player in franchise history to record 20-plus assists, joining Kevin Porter, Isiah Thomas, Will Bynum and Brandon Jennings ... Along with Jennings, became the first teammate duo in NBA history to record multiple 20-plus points and 20-plus assists performances in the same season ... Averaged 18.6 points (45.6% FG) and 10.5 assists in eight games in March, his best offensive month of the season ... Missed three games with Oklahoma City with a right ankle sprain and was inactive once on 2/19 ... Missed one game with Detroit while awaiting trade completion ... **2013-14 (Oklahoma City Thunder):** Appeared in 80 games (36 starts) and averaged 13.1 points, 4.1 assists, 3.9 rebounds, and 1.1 assists in 28.5 minutes ... Scored 27 points on 12-of-17 shooting at SAS on 1/22 ... Prior to being inserted into the starting line-up at CHA, Jackson was the only player in the NBA this season to come off the bench and average 12+ points, 3+ rebounds and 3+ assists ... Recorded a 3-point make in 10 consecutive games ... Made first career start at UTA on 10/30 and recorded 14 points to go along with five steals ... Set a season-high six steals at HOU on 1/16 ... Two games DNP – Mid





Back Sprain ... **2012-13:** Appeared in 70 games and averaged 5.3 points, 2.4 rebounds and 1.7 assists in 14.2 minutes ... Scored 23 points vs. MIL on 4/17 ... Posted 17 points on 7-of-12 shooting on at POR on 4/12 ... DNP-CD 12 times ... **2011-12 (Oklahoma City Thunder):** Recorded eight assists during win vs. UTA on 2/14 ... Scored 11 points (4-9 FG) in 23 minutes vs. SAS on 1/8 ... Made NBA debut vs. PHX on 12/31 and scored two points in five minutes of action.

PLAYOFFS:

Career: Has played in 75 games (39 starts), averaging 11.9 points, 3.1 rebounds, and 3.1 assists in 26.2 minutes ... Posted four career playoff double-double ... Holds a career playoff average of 88.8% from the free-throw line ... **2022-23 (Denver):** Appeared in six games ... Recorded one assist and one rebound during Game 3 of NBA Finals vs. MIA on 6/7 ... Posted three points vs. PHX on 5/11 ... **2020-21 (LA Clippers):** Appeared in 19 games (17 starts) and averaged 17.8 points, 3.4 assists, and 3.2 rebounds while shooting 40.8% from beyond the arc in 32.7 minutes ... 6/20 at Phoenix, had third-straight postseason game with at least 20 points ... Tied his streak of three post season games in a row with 20+ point on 6/28 vs. PHX... 6/4 at Dallas, had 14 points in the first quarter which is the most points he's ever had in a single quarter of a postseason game ... 6/2 vs Dallas, made a postseason career-high six threes ... **2019-20:** Appeared in 12 games (one start) and averaged 4.9 points and 1.8 rebounds in 14.2 minutes ... Tallied 14 points, five rebounds, one assist, one block in 27 minutes vs. DAL on 8/30 ... Recorded two 14-point games vs. DAL on 8/30 (5-9 FG's, 4-7 3PT, five rebounds, one assist, one block) and 8/23 (5-9 FG's, 4-7 3PT, four rebounds, two assists, and one steal) ... **2018-19 (Detroit):** Appeared in four games (all starts), averaging 17.8 points, 3.2 rebounds, and seven assists in 26.9 minutes ... Recorded 10+ points and at least one rebound and one steal in all games ... Finished with a shooting average of 85.7% from the free-throw line ... Posted 26 points, three rebounds, seven assists, and one steal in 31 minutes vs. MIL on 4/22 ... Dished out six rebounds, eight assists, and one steal in 29 minutes vs. MIL on 4/20 ... **2015-16:** Appeared in four games, averaging 14.3 points, 3.3 rebounds, 9.3 assists, and 1.5 steals in 36.8 minutes ... Scored 10-plus points in all four games and dished out 10-plus assists in two games ... Dished out a playoff career-high 12 assists twice, both times against CLE ... Posted 13 points, four rebounds, 12 assists, and two steals in 39 minutes vs CLE on 4/22 ... Followed up that game with another 13-point effort with three rebounds, 12 assists, and one block in 37 minutes vs. CLE on 4/24 ... **2013-14 (Oklahoma City):** Appeared in 19 games (four starts) and averaged 11.1 points, 3.8 rebounds and 2.4 assists in 27.9 minutes ... Posted a playoff career-high 32 points and perfect 8-8 from the free-throw line with nine rebounds, one assist, one steal, and one block in a 92-89 OT win vs. MEM on 4/26 ... Scored 15-plus points off the bench on three occasions ... Recorded 21 points, five rebounds, and three assists in 46 minutes vs. SAS on 5/31 ... **2012-13:** Appeared in 11 games (nine starts) and averaged 13.9 points, 3.6 assists and 4.9 rebounds in 33.4 minutes ... Scored 14 points (3-6 FG) in first postseason start in Game 3 win at HOU ... Posted a double-double with 16 points and playoff-high 10 rebounds in Game 4 at Memphis ... Recorded 20 points, four rebounds, two assists, and two blocks in Game 2 vs. HOU ... Finished with playoff-career high two blocks along with 20 points, four rebounds, and two assists vs. HOU on 5/1.

CAREER TRANSACTIONS:

Signed a multi-year contract with the Denver Nuggets on 7/16/23 ... Signed as a free-agent with the Denver Nuggets on 2/14/23 ... Traded by the Los Angeles Clippers to Charlotte Hornets on 2/9/23 ... Signed a multi-year contract with the Los Angeles Clippers on 8/10/21 ... Signed a contract with the Los Angeles Clippers on 12/1/20 ... Signed a multi-year contract with the Detroit Pistons on 7/20/15 ... As part of a 3-team trade, traded by the Oklahoma City Thunder to the Detroit Pistons on 2/19/15 ... Drafted by the Oklahoma City Thunder in the 1st round (24th pick) of the 2011 NBA Draft on 6/23/11.

COLLEGE:

An AP All-America Honorable Mention and All-ACC First Team selection as a junior ... Named Wooden Award Top 30 Candidate ... Earned All-ACC First Team honors ... An AP All-America Honorable Mention selection ... Also captured USBWA All-District 1 and NABC All-District 2 accolades ... Ranked among ACC leaders in seven categories in conference games only: scoring (fourth); assists (third); free-throw percentage (second, .870); field goal percentage (seventh, .471); three-point field goal percentage (sixth, .398); three-point field goals made (ninth, 2.1); and minutes played per game (tied-eighth, 33.3) ... Earned ACC Rookie of the Week honors on Jan. 25 as he averaged 9.0 points, 5.5 rebounds and 3.0 assists per game in wins over Georgia Tech and NC State.

PERSONAL:

Launched the Reggie Jackson DEtermined to Assist Foundation which has opened several literacy lounges at various schools throughout Metro Detroit ... Was born in Italy while his father was a member of the military and supports many military initiatives including the NBA's Hoops for Troops ... Says if he wasn't playing in the NBA, his dream would be to work for TNT sports ... Identifies math as favorite subject in school while listing Chinese food as his favorite type of food.

REGGIE JACKSON - NBA REGULAR SEASON STATISTICS

SEASON	TEAM	GP	GS	MIN	FG	FGA	FG%	3PM	3PA	3P%	FT	FTA	FT%	OR	DR	TOT	A	ST	TO	BS	PTS	PPG
2011-12	OKC	45	0	501	51	159	.321	13	62	.210	25	29	.862	14	39	53	71	25	36	1	140	3.1
2012-13	OKC	70	0	993	149	325	.458	24	104	.231	52	62	.839	21	145	166	122	29	53	13	374	5.3
2013-14	OKC	80	36	2,277	403	916	.440	83	245	.339	158	177	.893	43	270	313	331	85	168	9	1,047	13.1
2014-15	OKC	50	13	1,398	249	576	.432	44	158	.278	99	115	.861	28	173	201	214	42	91	5	641	12.8
Went from OKC to DET.																						
2014-15	DET	27	27	870	183	420	.436	28	83	.337	82	103	.796	28	98	126	248	20	95	4	476	17.6
2014-15	TOT	77	40	2,267	432	996	.434	72	241	.299	181	218	.830	56	271	327	462	62	186	9	1,117	14.5
2015-16	DET	79	79	2,424	540	1,244	.434	118	334	.353	291	337	.864	58	195	253	492	59	223	11	1,489	18.8
2016-17	DET	52	50	1,424	284	677	.419	66	184	.359	118	136	.868	21	93	114	270	35	114	5	752	14.5
2017-18	DET	45	45	1,201	246	577	.426	52	169	.308	112	134	.836	29	96	125	238	27	99	4	656	14.6
2018-19	DET	82	82	2,289	441	1,047	.421	174	471	.369	204	236	.864	45	171	216	344	55	148	9	1,260	15.4
2019-20	DET	14	10	381	76	198	.384	31	82	.378	26	33	.788	11	30	41	72	8	23	1	209	14.9
Went from DET to LAC.																						
2019-20	LAC	17	6	362	58	128	.453	26	63	.413	19	21	.905	6	45	51	54	5	28	4	161	9.5
2019-20	TOT	31	16	741	134	326	.411	57	145	.393	45	54	.833	17	75	92	126	13	51	5	370	11.9
2020-21	LAC	67	43	1,544	263	585	.450	122	282	.433	67	82	.817	24	168	192	205	41	74	7	715	10.7
2021-22	LAC	75	75	2,337	479	1,222	.392	167	512	.326	138	163	.847	39	232	271	359	55	173	15	1,263	16.8
2022-23	LAC	52	38	1,338	214	512	.418	77	220	.350	61	66	.924	22	94	116	183	38	96	5	566	10.9
Went from LAC to CHA.																						
2022-23	CHA	0	0	0	0	0	0	0	0	0	0	0	0	0	0	0	0	0	0	0	0	0.0
Went from CHA to DEN.																						
2022-23	DEN	16	2	319	49	128	.383	19	68	.279	10	12	.833	3	25	28	50	9	19	1	127	7.9
2022-23	TOT	68	40	1,656	263	640	.411	96	288	.333	71	78	.910	25	119	144	233	47	115	6	693	10.2
TOTALS		771	506	19,649	3,685	8,714	.423	1,044	3,037	.344	1,462	1,706	.857	392	1,874	2,266	3,253	533	1,440	94	9,876	12.8
AVERAGE		--	--	25.5	4.8	11.3	--	1.4	3.9	--	1.9	2.2	--	0.5	2.4	2.9	4.2	0.7	1.9	0.1	12.8	--





REGGIE JACKSON - NBA POSTSEASON STATISTICS

SEASON	TEAM	GP	GS	MIN	FG	FGA	FG%	3PM	3PA	3P%	FT	FTA	FT%	OR	DR	TOT	A	ST	TO	BS	PTS	PPG	
2011-12	OKC	0	0	0	0	0	0	0	0	0	0	0	0	0	0	0	0	0	0	0	0	0	0.0
2012-13	OKC	11	9	368	57	119	.479	13	43	.302	26	29	.897	4	50	54	40	5	21	6	153	13.9	
2013-14	OKC	19	4	531	75	161	.466	21	53	.396	39	44	.886	13	59	72	46	5	38	4	210	11.1	
2015-16	DET	4	4	147	25	55	.455	3	18	.167	4	4	1.000	2	11	13	37	6	10	2	57	14.3	
2018-19	DET	4	4	108	28	65	.431	9	21	.429	6	7	.857	5	8	13	28	3	5	0	71	17.8	
2019-20	LAC	12	1	170	21	48	.438	17	32	.531	0	0	.000	2	19	21	11	2	5	1	59	4.9	
2020-21	LAC	19	17	622	122	252	.484	58	142	.408	36	41	.878	7	53	60	65	18	28	3	338	17.8	
2022-23	DEN	6	0	18	1	2	.500	1	2	.500	0	0	.000	0	2	2	2	1	1	0	3	0.5	
TOTALS		75	39	1,959	329	702	.469	122	311	.392	111	125	.888	33	202	235	229	40	108	16	891	11.9	
AVERAGE		--	--	26.1	4.4	9.4	--	1.6	4.1	--	1.5	1.7	--	0.4	2.7	3.1	3.1	0.5	1.4	0.2	11.9	--	

REG CAREER HIGHS		POST CAREER HIGHS		2022-23 REG HIGHS		2022-23 POST HIGHS	
PTS	40 at POR 11/8/15	PTS	32 at MEM 4/26/14	PTS	27 vs. UTA 11/21/22	PTS	3 at PHX 5/11/23
FGM	15 at POR 11/8/15	FGM	11 2 times (@ UTA, 6/10/21)	FGM	10 vs. UTA 11/21/22	FGM	1 at PHX 5/11/23
FGA	30 vs. LAL 3/3/22	FGA	24 vs. PHX 6/26/21	FGA	23 at POR 11/29/22	FGA	1 2 times (@ MIA, 6/7/23)
3FGM	7 at MIN 11/3/21	3FGM	6 vs. DAL 6/2/21	3FGM	4 4 times (@ ATL, 1/28/23)	3FGM	1 at PHX 5/11/23
3FGA	17 vs. SAS 11/16/21	3FGA	12 2 times (@ PHX, 6/20/21)	3FGA	9 at PHX 3/31/23	3FGA	1 2 times (@ MIA, 6/7/23)
FTM	14 vs. LAC 12/14/15	FTM	8 at MEM 4/26/14	FTM	6 vs. DET 11/17/22	FTM	--
FTA	16 vs. LAC 12/14/15	FTA	8 3 times (@ DAL, 6/4/21)	FTA	6 vs. DET 11/17/22	FTA	--
OREB	5 2 times (vs. LAC, 12/14/15)	OREB	3 2 times (vs. LAC, 5/13/14)	OREB	3 at POR 11/29/22	OREB	--
DREB	11 at TOR 3/21/14	DREB	9 2 times (@ DAL, 6/4/21)	DREB	5 2 times (vs. DEN, 11/25/22)	DREB	1 2 times (@ MIA, 6/7/23)
TREB	12 at TOR 3/21/14	TREB	10 at MEM 5/11/13	TREB	7 at POR 11/29/22	TREB	1 2 times (@ MIA, 6/7/23)
ASTS	20 vs. MEM 3/17/15	ASTS	12 2 times (vs. CLE, 4/24/16)	ASTS	12 at POR 11/29/22	ASTS	1 2 times (@ MIA, 6/7/23)
STLS	6 at HOU 1/16/14	STLS	3 2 times (vs. UTA, 6/18/21)	STLS	3 at BKN 2/6/23	STLS	1 vs. MIN 4/16/23
BLKS	2 6 times (@ PHX, 2/15/22)	BLKS	2 vs. HOU 5/1/13	BLKS	1 6 times (vs. LAC, 2/26/23)	BLKS	--
MINS	50 at CHI 12/18/15	MINS	48 at MEM 5/13/13	MINS	41 at POR 11/29/22	MINS	4 vs. MIN 4/16/23





2022-23 GAME-BY-GAME REGULAR SEASON STATISTICS (LAC / CHA / DEN)

Table with columns: DATE, OPP, P/S, MIN, FG, FGA, FG%, 3PM, 3PA, 3P%, FT, FTA, FT%, OR, DR, TOT, A, ST, BS, TO, PF, +/-, PTS, WL, SCORE. Rows include game logs for various opponents like LAL, SAC, PHX, OKC, NOP, HOU, etc.





2022-23 GAME-BY-GAME POSTSEASON STATISTICS (DEN)

DATE	OPP	P/S	MIN	FG	FGA	FG%	3PM	3PA	3P%	FT	FTA	FT%	OR	DR	TOT	A	ST	BS	TO	PF	+/-	PTS	WL	SCORE
04/16/23	MIN	P	4:15	0	0	.000	0	0	.000	0	0	.000	0	0	0	1	1	0	1	0	2	0	W	109-80
04/19/23	MIN											[Did not play]											W	122-113
04/21/23	at MIN											[Did not play]											W	120-111
04/23/23	at MIN											[Did not play]											L	108-114 (OT)
04/25/23	MIN											[Did not play]											W	112-109
04/29/23	PHX	P	3:13	0	0	.000	0	0	.000	0	0	.000	0	0	0	0	0	0	0	0	-4	0	W	125-107
05/01/23	PHX											[Did not play]											W	97-87
05/05/23	at PHX											[Did not play]											L	114-121
05/07/23	at PHX											[Did not play]											L	124-129
05/09/23	PHX	P	3:31	0	0	.000	0	0	.000	0	0	.000	0	1	1	0	0	0	0	0	-4	0	W	118-102
05/11/23	at PHX	P	2:46	1	1	1.000	1	1	1.000	0	0	.000	0	0	0	0	0	0	0	0	3	3	W	125-100
05/16/23	LAL											[Did not play]											W	132-126
05/18/23	LAL	P	2:56	0	0	.000	0	0	.000	0	0	.000	0	0	0	0	0	0	0	0	1	0	W	108-103
05/20/23	at LAL											[Did not play]											W	119-108
05/22/23	at LAL											[Did not play]											W	113-111
06/01/23	MIA											[Did not play]											W	104-93
06/04/23	MIA											[Did not play]											L	108-111
06/07/23	at MIA	P	1:23	0	1	.000	0	1	.000	0	0	.000	0	1	1	1	0	0	0	0	-2	0	W	109-94
06/09/23	at MIA											[Did not play]											W	108-95
06/12/23	MIA											[Did not play]											W	94-89
2022	TTL	6-0	15	1	2	.500	1	2	.500	0	0	.000	0	2	2	2	1	0	1	0	-4	3	16-4	
2022	AVG	--	2.5	0.2	0.3	--	0.2	0.3	--	0.0	0.0	--	0.0	0.3	0.3	0.3	0.2	0.0	0.2	0.0	-0.7	0.5	--	--






#15 NIKOLA JOKIC

Position: Center
Height: 7'0"
Weight: 284
DOB: 2/19/1995
College: KK Mega Vizura
Pro Experience: 8 Years

2022-23 STATS:
PPG: 24.5
RPG: 11.8
APG: 9.8

2022-23:

Appeared in 69 games (all starts), averaging 24.5 points, 11.8 rebounds, 9.8 assists and 1.26 steals in 33.7 minutes ... Named an NBA All-Star for the fifth straight season and selected as an All-Star starter for the third straight year ... Earned Western Conference Player of the Month honors in January and in February ... Named Western Conference Player of the Week once ... Ended the season with 3,959 career assists, becoming the leader in assists in Nuggets franchise history ... Finished the season with 58 double-doubles and a league-leading 29 triple-doubles, setting a franchise record in triple doubles in a single season ... Scored 20+ points 47 times, 30+ points 21 times and 40+ points five times ... Secured 10+ rebounds in 51 games, 20+ rebounds in two games and handed out 10+ assists in 38 games, including 15+ assists five times ... Posted 31 points (12-20 FG, 7-7 FT), 11 rebounds and 13 assists on 4/1 vs. MIN, becoming the Nuggets all-time assists leader with 3,686 career assists, passing Alex English for the top spot in franchise history in 31 minutes ... Tallied 35 points (14-23 FG), 20 rebounds, 11 assists, two steals and two blocks in 39 minutes on 3/12 vs. BKN for his 22nd triple-double with 30+ points, passing Wilt Chamberlain for sixth all-time in career 30-point triple-doubles and becoming just the second player in NBA history (Abdul-Jabbar) with 35+ points, 20+ rebounds, 11+ assists, 2+ steals and 2+ blocks ... Recorded 37 points (14-24 FG, 4-6 3FG), 11 rebounds, 11 assists and three steals in 39 minutes at SAS on 3/10. His four made three-pointers were a season-high ... Scored 17 points (5-8 FG, 1-1 3FG, 6-6 FT), 13 rebounds and nine assists in 36 minutes for his 47th double-double of the year on 3/6 vs. TOR, shooting .500 or better from the field in 51 straight games, the third longest streak in NBA history ... Finished with 22 points (9-13 FG, 4-5 FT), 14 rebounds and a season-high tying 16 assists in 33 minutes vs. GSW on 2/2 ... Recorded 26 points (10-14 FG, 1-3 3FG, 5-5 FT), 18 rebounds and 15 assists in 38 minutes on 1/31 vs. NOP for his seventh career triple-double vs. New Orleans, the most he has against any team in the NBA ... Registered 41 points (16-25 FG, 2-4 3FG), 15 rebounds and 15 assists in a season-high 44 minutes vs. PHX on Christmas Day ... Recorded 40 points (13-26 FG, 2-4 3FG), a career-high 27 rebounds, 10 assists and two steals in 40 minutes vs. CHA on 12/18 ... Posted a season-high 43 points (17-20 FG, 9-10 FT), 14 rebounds, eight assists and a season-high five steals in 33 minutes vs. WAS on 12/14. His 17 made field goals were a season-high ... Tallied 31 points (11-20 FG, 8-10 FT), 12 rebounds, 14 assists and a season-high four blocks in 35 minutes vs. UTA on 12/10 ... Scored 17 points (7-9 FG, 2-3 3FG), nine rebounds and 12 assists in 28 minutes on 11/30 vs. HOU for his 300th win of his career, making him the fourth all-time in career wins as a Nuggets player, behind English (446), Anthony (337) and Issel (335) ... Registered 39 points (11-15 FG 16-18 FT), 10 rebounds and nine assists in 43 minutes at OKC on 11/23. Jokic set a new career-high with 16 made free-throws.

CAREER:

Honors: Named the 2023 Bill Russell NBA Finals MVP ... Named the 2023 Magic Johnson Western Conference Finals MVP ... Two-time NBA MVP (2020-21 and 2021-22) ... Five-time NBA All-Star ('19, '20, '21, '22, '23), named as a starter in 2021, 2022 and 2023 ... Selected to the All-NBA First Team for the 2018-19 and 2020-21 seasons ... Named to the 2019-20 All-NBA Second Team ... Six-time Player of the Month (Jan. '21, Mar. '21, Jan. '22, Mar. '22, Jan. '23, Feb. '23) ... Named Western Conference Player of the Week 12 times ... Named to the 2015-16 All NBA Rookie First Team ... **NBA:** Appeared in 596 games (555 starts), averaging 20.2 points, 10.5 rebounds, 6.6 assists and 1.20 steals while shooting 55.3% from the field and 34.8% from three ... Has posted 96 30+ point games, including 17 40+ point efforts and a career-high 50 points once ... Has recorded 376 career double-doubles and 105 career triple-doubles ... **2021-22:** Was named the NBA MVP for the 2021-22 season, earning back-to-back MVP awards ... Named to his fourth consecutive All-Star team and selected as an All-Star starter for the second straight year ... Earned Player of the Month honors in January and March/April and was named Player of the Week twice ... Played in 74 games (all starts), averaging 27.1 points, 13.8 rebounds, 7.9 assists and 1.47 steals in 33.5 minutes ... Finished the season with a league-leading 66 double-doubles and 19 triple-doubles ... Scored 30+ points 22 times and 40+ points three times ... Secured 20+ rebounds in four games and handed out 10+ assists in 20 games, including 15+ assists twice ... Recorded 38 points on 14-21 shooting and 10-12 from the line, 19 rebounds and eight assists in 43 minutes vs. MIN on 4/1 ... Recorded 35 points on 13-15 shooting, 12 rebounds, eight assists and two steals in 35 minutes vs. OKC on 3/26 ... Recorded 46 points (30 in the fourth quarter and OT), on 16-22 shooting, 12 rebounds, 11 assists, four blocks and three steals in 43 minutes for his 17th triple double of the season ... Posted 35 points (13-24 FG's), 17 rebounds, eight assists and one steal in 34 minutes at GSW on 2/16 ... Recorded his fourth 20/20 game of the season with 28 points, 21 rebounds and nine assists in 34 minutes at DET on 1/25 ... Posted his fourth straight triple-double with 26 points, 12 assists and 11 rebounds in 40 minutes vs. MEM on 1/21 ... Recorded a season-high 49 points (16-25 FG's), 14 rebounds, 10 assists and three steals in 41 minutes for his third straight triple-double and 10th of the season vs. LAC on 1/19 ... Tallied his ninth triple-double of the season and 66th of his career with 25 points, 15 rebounds, 14 assists and two steals in 37 minutes vs. UTA on 1/16 ... Posted his eighth triple double of the season, with 17 points, 13 assists and 12 rebounds in 28 minutes vs. LAL on 1/15 ... Tallied 26 points on 10-17 shooting, 21 rebounds, 11 assists and two blocks in 37 minutes vs. UTA on 1/15 ... Became the first player in Nuggets history to have back-to-back 20/20 games with 26 points, 22 rebounds and eight assists at LAC on 12/26 ... Posted his sixth triple-double of the season, with 27 points, 11 assists and 10 rebounds in 35 minutes vs. MIN on 12/15 ... Posted his 61st career triple-double with a then season-high 39 points (17-23 FG's), 11 assists, and 11 rebounds in 37 minutes at NOP on 12/8 ... Tallied his third triple-double of the season, posting, 17 points, 15 assists and 12 rebounds in 36 minutes at CHI on 12/6 ... Posted 32 points on 14-19 shooting, 11 rebounds and five assists in just 27 minutes at NYK on 12/4 ... Tallied 24 points, 15 rebounds, seven assists and one steal in 33 minutes at MIA on 11/29 ... Recorded 35 points on 15-26 shooting, 16 rebounds, six assists and two blocks on 37 minutes at DAL on 11/15 ... Posted his second straight triple-double with 22 points, a season-high tying 19 rebounds, and 10 assists in 35 minutes vs. ATL on 11/12 ... Recorded his first triple-double of the season with 25 points, 15 rebounds and 10 assists in 33 minutes vs. MIA on 11/8 ... Posted 34 points, 11 rebounds five assists and two steals in 35 minutes at MEM on 11/3 ... Tallied 26 points (10-23 FG's), 19 rebounds, seven assists and three blocks at MIN on 10/30 ... Posted 24 points, 19 rebounds, three assists and three steals vs. CLE on 10/25 ... Registered 32 points (14-19 FG's), 16 rebounds, seven assists and three steals in 34 minutes vs. SAS on 10/22 ... **2020-21:** Was named the NBA MVP for the 2020-21 season ... Earned his third All-Star appearance and first as a starter when he was selected to the 2021 All-Star Game ... Named the Western Conference Player of the Month twice (Dec./Jan. and Mar.) and the Western Conference Player of the Week three times ... Appeared in all 72 games (all starts), averaging 26.4 points, 10.8 rebounds and 8.3 assists in 32.0 minutes ... Finishing the year with 16 triple-doubles, 60 double-doubles, 23 30+ points games, five 40+ point games and a career-high 50 point game ... Recorded his 16th triple-double on the season with 20 points, 15 rebounds and 11 assists in only 27 minutes at DET on 5/14 ... Posted 47 points from 20 FG's, 15 rebounds and eight assists in 45 minutes vs. MEM on 4/19 ... Registered his 15th double-double of the season with 17 points, 11 assists and 10 rebounds in 32 minutes vs. MIA on 4/14 ... Posted his 14th triple-double of the season with 17 points, 11 assists and 10





rebounds in 32 minutes vs. BOS on 4/11 ... Recorded his 13th triple-double of the season, posting 26 points (9-17 FG's), 14 assists, 13 rebounds and one steal in 38 minutes vs. SAS on 4/9 ... Tallied 17 points on 5-11 shooting, 16 assists, nine rebounds and one steal in 38 minutes vs. ORL on 4/4 ... Posted his 12th triple-double of the season with 28 points (11-17 FG's), 15 rebounds, 10 assists and two steals in 36 minutes at ORL on 3/23 ... Recorded his 52nd career triple-double posting 29 points on 13-19 shooting, 10 rebounds and 10 assists in 35 minutes vs. NOP on 3/21 ... Posted 34 points on 14-23 shooting, 15 rebounds, nine assists and two steals in 42 minutes vs. CHI on 3/19 ... Tallied 12 points (6-7 FG's), 10 rebounds and 10 assists for his 51st career triple-double vs. CHA on 3/17 ... Registered his 50th career triple-double with 37 points, 11 assists, 10 rebounds and two steals in 36 minutes at MIL on 3/2 ... Recorded 39 points (17 in the fourth quarter), 14 rebounds, nine assists and two blocks in 38 minutes at CHI on 3/1 ... Posted a triple-double, his eighth of the season, with 19 points, 13 assists, 11 rebounds and two steals in 30 minutes at OKC on 2/27 ... Posted 43 points (29 points in the first half), six rebounds, five assists and two steals and 38 minutes at BOS on 2/16 ... Posted a career-high 50 points (20-33 FG's, 3-6 3FG's, 7-7 FT's), 12 assists, eight rebounds, three blocks and one steal in 41 minutes at SAC on 2/6 ... Recorded 47 points (17-26 FG's, 9-10 FT's), 12 rebounds, five assists and two steals in 37 minutes vs. UTA on 1/31 ... Tallied 35 points (5-11 3FG's), 10 rebounds and five assists in 39 minutes at SAS on 1/29 ... Recorded 29 points (11-14 FT's), 22 rebounds, six assists and one steal in a season-high 42 minutes at PHX on 1/23 ... Tallied 31 points (15-27 FG's), 10 rebounds, eight assists and three steals in 40 minutes at PHX on 1/22 ... Recorded his fifth triple-double of the season with 23 points, 14 rebounds, 10 assists and three steals in 36 minutes vs. GSW on 1/14 ... Posted a season-high 38 points (14-31 FG's), 11 rebounds, four assists and two steals in 41 minutes vs. DAL on 1/7 ... Registered 35 points (12-20 FG's), 15 rebounds, six assists and three steals in 37 minutes vs. MIN on 1/5 ... Became the all-time leader in franchise history for triple-doubles recording his 44th with 26 points, 12 assists and 10 rebounds in 39 minutes at SAC on 12/29 ... Tied Fat Lever for the franchise record with his 43rd career triple double, posting 19 points (8-11 FG's), a career-high 18 assists, 12 rebounds and three steals in 34 minutes vs. HOU on 12/28 ... Registered 24 points on 7-13 shooting, 10 assists, nine rebounds and one steal in 38 minutes vs. LAC on 12/25 ... Posted his first triple-double of the season with 29 points, 15 rebounds, 14 assists and three blocks in 42 minutes vs. SAC on 12/23 ... **2019-20:** Appeared in 73 games (all starts), averaging 19.9 points, 9.7 rebounds and 7.0 assists in 32 minutes ... Finishing the year with 13 triple-doubles, 43 double-doubles, 10 30+ points games and a season-high 47 point game ... Named to the 2019-20 All-NBA Second Team ... Earned his second All-Star appearance when he was selected as a reserve in the 2020 All-Star Game ... Named the Western Conference Player of the Week during the week of Feb. 10th ... Tallied 30 points (10-21 FG's, 10-11 FT's), 12 rebounds, 10 assists and two steals for his 13th triple-double of the season at OKC on 8/3 ... Posted his 12th triple-double of the season and 40th of his career, with 23 points on 8-11 shooting, 18 rebounds and 11 assists in 35 minutes vs. TOR on 3/1 ... Recorded 30 points, a season-high tying 21 points, and 10 assists posting his 11th triple-double in 40 minutes at UTA on 2/5 ... Posted 39 points (16-23 FG's), 11 assists, 10 rebounds and three steals in 40 minutes for his 10th triple-double of the season at DET on 2/2 ... Registered his ninth triple-double of the season with 24 points, 12 rebounds, 11 assists and two steals in 38 minutes vs. HOU on 1/26 ... Tallied 27 points (8-8 FT), 12 rebounds, seven rebounds and four steals in 35 minutes at NOP on 1/24 ... Recorded 30 points (10-16 FG's), 10 rebounds, four assists and three steals in 32 minutes vs. IND on 1/19 ... Posted 47 points (16-25 FG's, 4-8 3FG's, 11-16 FT's), eight rebounds and five assists in 37 minutes at ATL on 1/6 ... Recorded a season-high 31 points on 12-19 shooting, 10 rebounds and 10 assists in 33 minutes, notching his seventh triple-double of the season vs. MEM on 12/28 ... Posted 22 points, 12 rebounds and 10 assists in 31 minutes for his sixth triple-double of the season at PHX 12/23 ... Registered 22 points (10-16 FG's), 10 rebounds, 10 assists and two blocks in 33 minutes for his fifth triple-double vs. MIN on 12/20 ... Recorded his fourth triple-double of the season with 28 points (11-14 FG's), 14 rebounds and 12 assists in 35 minutes vs. OKC on 12/14 ... Posted 30 points (13-21 FG's), 10 rebounds, four assists and two blocks in 31 minutes at BOS on 12/6 ... Tallied his 31st career triple-double with 18 points, 16 rebounds, 10 assists and three steals vs. BOS on 11/22 ... Posted 27 points (12-19 FG's), 12 rebounds and four assists in 32 minutes vs. HOU on 11/20 ... Registered 26 points (16 in the fourth quarter) along with 10 rebounds and six assists including knocking down the game winning FG with 2.2 seconds left vs. PHI on 11/8 ... Posted his first triple-double of the season and 29th of his career with 23 points, 14 rebounds and 12 assists in 41 minutes vs. PHX on 10/25 ... Registered 20 points (8-14 FG's, 3-5 3FG's), 13 rebounds and two assists in just 24 minutes at POR on 10/23 ... **2018-19:** Appeared in 80 games (all starts), averaging 20.1 points, 10.8 rebounds, and 7.3 assists in 31.3 minutes ... Finishing the year with 12 triple-doubles, 56 double-doubles, eight 30+ points games and a season-high 40 point game ... Named to the 2018-19 All-NBA First Team ... Earned his first All-Star appearance when he was selected as a reserve and drafted to Team Giannis in the 2019 All-Star Game ... Joins David Thompson as the only two Nuggets to be named to the All-NBA First Team and the All-Star Team ... Named the Western Conference Player of the Week three times (10/22/18, 1/7/19 and 2/3/19) ... Posted a near triple-double again with 20 points, 11 rebounds and nine assists in 29 minutes vs. SAS on 4/3 ... Recorded 21 points, 17 rebounds and five assists in 28 minutes at NYK on 3/22 ... Narrowly missed a triple-double with 36 points (10-13 FT's), 10 assists and nine rebounds in 35 minutes vs. OKC on 2/26 ... Tallied 31 points (12-15 FG's), 13 rebounds and nine assists just missing a triple-double in 31 minutes vs. HOU on 2/1 ... Registered 20 points, 13 rebounds and 10 assists in 37 minutes for his 24th career triple-double at NOP on 1/30 ... Recorded 32 points (12-22 FG's, 6-7 FT's), 18 rebounds and 10 assists in 34 minutes vs. PHI on 1/26 ... Posted 28 points, 21 rebounds, six assists and two steals in 37 minutes at UTA on 1/23 ... Registered his sixth triple-double of the season with 19 points, 12 assists and 11 rebounds in 28 minutes vs. CLE on 1/19 ... Recorded a season-high 40 points (15-23 FG's), 10 rebounds and eight assists in 37 minutes vs. POR on 1/13 ... Posted his second straight triple-double and fifth of the season with 18 points, 14 rebounds and 10 assists in 28 minutes vs. LAC on 1/10 ... Became the third youngest player to reach 20 triple-doubles, posting his fourth of the season with 29 points, 11 rebounds and 10 assists in 40 minutes at MIA on 1/9 ... Posted 32 points, 16 rebounds, four assists and three steals in 35 minutes vs. DAL on 12/18 ... Recorded 24 points on 8-16 shooting, 15 rebounds and nine assists in 36 minutes vs. OKC on 12/14 ... Tallied 27 points, 12 rebounds, six assists and two steals in 38 minutes vs. MEM on 12/10 ... Recorded his second triple-double of the season with 23 points (8-13 FG's), 15 assists and 11 rebounds in 36 minutes at TOR on 12/3 ... Posted 37 points (14-22 FG's), 21 rebounds, three assists and two blocks in 33 minutes vs. BKN on 11/9 ... Became the second player in NBA history (Wilt Chamberlain) to record a 30-point triple-double (35 points, 12 rebounds and 11 assists) while shooting a perfect 11-11 from the field vs. PHX on 10/20 ... Tallied 21 points, eight rebounds and five assists in 34 minutes in his season debut at LAC on 10/17 ... **2017-18:** Appeared in 75 games (73 starts), averaging 18.5 points, 10.7 rebounds and 6.1 assists in 32.6 minutes ... Posted his 38th double-double of the year with 35 points (14-25 FG's, 4-7 3FG's), 10 rebounds and three assists at MIN on 4/11 ... Tallied his 10th triple-double of the season posting 15 points, a season-high 20 rebounds and 11 assists in 38 minutes vs. POR on 4/9 ... Recorded his ninth triple-double of the season posting 23 points (9-14 FG's), 11 rebounds and 11 assists in 34 minutes at LAC on 4/7 ... Posted his first career back-to-back 30+ point games with 30 points, seven assists and six rebounds vs. IND on 4/3 ... Filled the stat sheet with 35 points, 13 rebounds, five assists and three blocks in 44 minutes vs. MIL on 4/1 ... Registered 29 points, 16 rebounds and eight assists in 40 minutes at TOR on 3/27 ... Posted his eighth triple-double of the season with 23 points, 12 rebounds and 10 assists in 38 minutes vs. DET on 3/15 ... Posted 36 points (12-14 FG's, 10-11 FT's), 13 rebounds and six assists vs. CLE on 3/7 ... Registered his third straight triple-double with 28 points, 11 rebounds and 11 assists in 34 minutes vs. SAS on 2/23 ... Recorded the fastest triple-double in the last 20 years, registering 16 points, 12 assists and 11 rebounds in 16 minutes of the first half and finished with 30 points, 17 assists and 15 rebounds at MIL on 2/13 ... Posted his fourth triple-double of the season with 23 points, 13 rebounds and 11 assists in 33 minutes vs. SAS on 2/13 ... Recorded 29 points, 18 rebounds, seven assists and two steals in 33 minutes vs. DAL on 1/16 ... Tallied 23 points, nine rebounds and seven assists in 30 minutes at SAS on 1/13 ... Posted his first triple double of the season with 22 points, 12 rebounds and 11 assists in 36 minutes at GSW on 1/8 ... Had 19 points, 13 rebounds and six assists in 37 minutes vs. PHI on 12/30 ... Tallied 27 points, nine rebounds, six assists and two blocks at POR on 12/22 ... Recorded a then career-high 41 points, 12 rebounds, five assists, two steals and two blocks in 31 minutes vs. BKN on 11/7, becoming the first player since at least 1983 to post 41+ points, 12+ rebounds and 5+ assists in under 32 minutes ... Posted seven points, 12 rebounds and eight assists in 36 minutes in the season opener at UTA on 10/18 ... **2016-17:** Appeared in 73 games (59 starts) averaging 16.7 points, 9.8 rebounds and 4.9 assists in 27.9 minutes ... Recorded 20+ more points in 25 games and 30+ points in five games ... Posted 29 points, 16 rebounds, eight assists and five blocks in the season finale at OKC on 4/12 ... Tallied 26 points, 13 rebounds and 10 assists for his sixth career triple-double at CHA on 3/31 ... Had 30 points going 12-18 from the field, 17 rebounds and five assists at IND on 3/24 ... Posted a triple-double with 17 points, 14 rebounds and 11 assists in 30 minutes vs. LAC on 3/16 ... Tallied 31 points on 13-15 shooting, 14 rebounds and four assists vs. CHA on 3/4 ... Recorded his third triple-double of the season posting 19 points, 16 rebounds and 10 assists at CHI on 2/28 ... Posted his second career triple-double with 17 points, 21 rebounds and 12 assists in 36 minutes vs. GSW on 2/14 ... Registered a career-high 40 points (17-23 FG's), nine rebounds and five assists in 37 minutes at NYK on 2/10 becoming the third Nuggets player to score 40+ points on 73% shooting since 1983-84 (Carmelo Anthony did so twice in 2008 and Alex English did it three times from '84-'88) ... Recorded first career triple double posting 20 points, 13 rebounds and 11 assists in 32 minutes vs. MIL on 2/3 ... Filled the stat sheet recording 23 points, 11 rebounds, six assists, three blocks and two steals vs. UTA on 1/24 ... Posted 35 points along with 12 rebounds and four assists at SAS on 1/19 ... Recorded 30 points on 13-19 shooting, 11 rebounds, five assists and three steals vs. ORL on 1/16 ... Posted 22 points, 10 rebounds and seven assists vs. IND on 1/12 ... Had 25 points, seven rebounds and four assists vs. PHI on 12/30 ... Posted 16 points, 11 assists and eight rebounds in 34 minutes vs. MIN on 12/28 ... Registered 27 points (10-12 FG's), 11 rebounds and four assists at DAL on 12/12 ... Tallied 17 points on 7-11 shooting, 14 rebounds and three assists vs. MIA on 11/30 ... Recorded 23 points, 17 rebounds, four steals and two assists in 34 minutes vs. POR on 10/29 ... Missed three games from 12/2-12/5 due to a left wrist sprain ... Missed one game due to illness on 1/7 ... Did not play for three games from 1/28-2/1 due to a left hip flexor strain ... Missed two games due to illness on 3/6 and 3/8 ... **2015-16:** In 80 games (55 starts) averaged 10.0 points, 7.0 rebounds and 2.4 assists while shooting 51% from the field in 21.7 minutes per game ... Was named to the 2015-16 All-NBA Rookie First Team ... Tallied 35 games of 10+ points and had 20+ points in five contests ... Posted 19 points and grabbed 11 rebounds while dishing out four assists vs. UTA on 4/10 ... Tallied 15 points along with 12 rebounds in 34 minutes vs. BKN on 3/4 ... Recorded 13 points, 13 rebounds and six assists in 20 minutes vs. SAC on 2/23 ... Posted 23 points (10-15 FG's), 13 rebounds, four assists and two steals in 30 minutes vs. BOS on 2/21 ... Had 27 points and 14 rebounds, while adding four





assists in 30 minutes vs. TOR on 2/1 ... Tallied 16 points, 11 assists and five steals in 35 minutes at IND on 1/30 ... Registered 18 points and four steals vs. IND on 1/17 ... Missed two games due to a low back strain (11/3 and 12/5).

PLAYOFFS:

Career: Appeared in 68 games (all-starts), over five playoff runs, averaging 27.5 points, 12.1 rebounds, 7.3 assists and 1.04 steals in 37.6 minutes ... Has posted 14 triple-doubles and 49 double-doubles ... Scored 40+ points three times and 30+ points 26 times ... Owns shooting averages of 52.8% from the field, 41.2% from the three-point line, and 82.6% from the free-throw line ... **2022-23:** Appeared in 20 games (all starts) leading Denver to its first NBA Championship ... Averaged 30 points, 13.5 rebounds, 9.5 assists, 1.05 steals, and 1 block in 39.4 minutes ... Shot at 54.8% from the field, a career-high 46.1% from the three, and 79.9% from the free-throw line ... Led the team in playoff points, rebounds, assists, and blocks ... Recorded 10+ points in every game, including 19 games with 20+ points, nine games with 30+ points, and three games with 40+ points ... Recorded 28 points (12-16 FG, 1-3 3FG, 3-5 FT), 16 rebounds, four assists, and one block during the last game of the NBA Finals to help the Denver Nuggets win their first NBA Championship ... Tallied 32 points (12-21 FG, 1-2 3FG, 7-8 FT), 21 rebounds, 10 assists, and two blocks in 43 minutes vs. MIA on 6/7 ... Grabbed a playoff season-high 21 rebounds twice (vs. LAL on 5/16 and vs. MIA on 6/7) ... Finished with three steals, one shy of his career playoff-high of four, three times (vs. PHX on 5/11, vs. LAL on 5/18, and vs. MIA on 6/9) ... Recorded a series-high 41 points (16-28 FG, 2-5 3FG, 7-8 FT), 11 rebounds, and four assists in 42 minutes for his 47th career playoff double-double and fourth career playoff game with 40+ points, tying Alex English for second all-time in Nuggets history, only trailing Jamal Murray with five ... Posted 27 points, (8-12 FG, 1-2 3FG, 10-12 FT), 10 rebounds, 14 assists, one steal and one block in 40 minutes during the Nuggets' first-ever NBA Finals Game 1, becoming only the second player (Jason Kidd) in NBA playoff history to post a triple-double in his NBA Finals debut ... Tallied 23 points (9-21 FG, 5-6 FT), 17 rebounds, 12 assists and three steals in 42 minutes on 5/18 vs. LAL for his 13th career playoff triple-double and seventh of this postseason, joining Wilt Chamberlain as the only two players with three straight games with a triple-double and seven triple-doubles in one postseason ... Recorded 34 points, 21 rebounds, 14 assists, and two blocks in 42 minutes in Game 1 of the Western Conference Finals vs. LAL on 5/16 ... Posted 32 points (including 6-6 from the free-throw line), 10 rebounds, 12 assists, three steals, and one block vs. MIA on 5/11 ... Followed up that performance with a playoff-career high 53 points along with four rebounds, 11 assists, and one block in 39 minutes during Game 4 of the Western Conference Semi-Finals vs. Phoenix on 5/7 ... Posted 30 points, 17 rebounds, career playoff-high 17 assists, and one block in 41 minutes vs. PHX on 5/5 ... Tallied 43 points, 11 rebounds, six assists, and two steals in 39 minutes vs. PHX on 4/23, marking his second 40+ point career playoff game ... **2021-22:** Appeared in five games (all starts), averaging a playoff career-high 31.0 points, 13.2 rebounds, 5.8 assists and a playoff career-high 1.60 steals in 34.2 minutes in the first round vs. GSW ... Recorded four double-doubles and scored 30+ points in three of the five games ... Posted 30 points (12-18 FG), 19 rebounds, eight assists and two blocks in 32 minutes for his fourth double-double of the playoffs in game five at GSW on 4/27 ... Registered 37 points (14-22 FG, 2-3 3FG), 18 rebounds, five assists and three steals in 38 minutes for his third double-double of the playoffs in game three vs. GSW on 4/21 ... **2020-21:** Played in 10 games (all starts), averaging 29.8 points, 11.6 rebounds and 5.0 assists in 34.5 minutes ... Started all four games vs. PHX in the second round, averaging 25.0 points, 13.3 rebounds and 5.8 assists in 33.5 minutes ... Recorded 32 points, 20 rebounds and 10 assists in 40 minutes vs. PHX on 6/11/21 ... Started all six games vs. POR in the first round, averaging 33.0 points, 10.5 rebounds and 4.5 assists in 35.2 minutes ... Posted 38 points, 11 rebounds, nine assists and four blocks in 46 minutes vs. POR on 6/1/21 ... **2019-20:** Started in all 19 games, leading Denver to the Western Conference Finals ... Averaged 24.4 points, 9.8 rebounds and 5.7 assists in 36.5 minutes ... Registered one triple-double and 10 double-doubles ... Tallied 30 points (9-20 FG's, 11-12 FT's), six rebounds, nine assists and four steals in 39 minutes in game two at LAL on 9/20 ... Recorded a triple-double with 16 points, 22 rebounds, 13 assists and two steals in 40 minutes in game seven at LAC on 9/15 ... Posted 34 points (13-22 FG's, 4-6 3FG's), 14 rebounds, seven assists, one steal and one block in 40 minutes vs. LAC on 9/13 ... Registered 32 points on 13-34 shooting, 12 rebounds, eight assists and one steal in game three vs. LAC on 9/7 ... Posted 26 points on 10-17 shooting, 18 rebounds and four assists in 37 minutes at LAC on 9/5 ... Recorded 30 points (12-23 FG's), 14 rebounds and four assists in 39 minutes in Game Seven vs. UTA on 9/1 ... Tallied 29 points (12-24 FG's), seven rebounds and six assists in 39 minutes at UTA on 8/23 ... Posted 28 points (10-21 FG's), 11 rebounds and six assists in 32 minutes in Game Two vs. UTA on 8/19 ... Recorded 29 points (11-21 FG's), 10 rebounds, three assists, two steals and one block in Game One vs. UTA on 8/17 ... **2018-19:** Started all 14 games, leading Denver to their first playoff series win since 2013 and one game from a trip to the Western Conference Finals ... Posted postseason averages of 25.1 points (50.6% FG), 13.0 rebounds, 8.4 assists and 1.14 steals in 39.8 minutes ... Tallied the second most triple-doubles (Draymond Green, six) with four in the playoffs ... Led all players with 13.0 rebounds per game, was third in minutes (39.8), fourth in assists (8.4) and eighth in points (25.1) ... Finished with 29 points, 13 rebounds and four blocks in 42 minutes in game seven vs. POR on 5/12 ... Recorded 25 points, 19 rebounds and six assists in 34 minutes in Game Six vs. POR on 5/7 ... Tallied his fourth triple-double of the playoffs with 21 points, 12 rebounds, 11 assists and two steals in 39 minutes in game four at POR on 5/5 ... Registered his third triple-double of the playoffs with 33 points, 18 rebounds and 14 assists in 65 minutes in a marathon four overtime game three at POR on 5/3 ... Started the Western Conference Semi-Finals with his second 30+ point game, scoring 37 points, nine rebounds, six assists, three steals and two blocks in 41 minutes in game one vs. POR on 4/29 ... Posted 21 points, 15 rebounds, 10 assists and three blocks for his second triple-double of the playoffs in 43 minutes in game seven vs. SAS on 4/27 in the Nuggets first game seven win since 1978 ... Scored 43 points, the seventh most points scored by any player in the playoffs this season and the most points scored by a Nuggets player in a playoff game in franchise history. He added 12 rebounds, nine assists, two steals and one block for his third double-double in game six at SAS on 4/25 ... Finished his first ever playoff game with 10 points, 14 rebounds and 14 assists in 36 minutes vs. SA on 4/13, joining LeBron James, Magic Johnson and Johnny McCarthy as the only players to post a triple-double in their playoff debut.

INTERNATIONAL EXPERIENCE:

2015-16: Appeared in eight games during the 2016 Olympics in Rio De Janeiro, Brazil with the Serbian National team ... Averaged 9.1 points, 6.0 rebounds and 2.4 assists while helping Serbia reach the gold medal game against the USA and ultimately win the silver medal ... **2014-15:** Played in 38 games for KK Mega Vizura of Serbia averaging 16.5 points, 9.7 rebounds and 3.2 assists in 29.5 minutes per game ... In the first game of the Adriatic League, led his team to a 103-98 win over MZT Skopje, by scoring 27 points and grabbing 15 rebounds, in route to being named the MVP of round 1 ... Was selected Round MVP of the Adriatic League on four occasions (round 1, round 6, round 21 & round 26) ... **2013-14:** With KK Mega appeared in 39 games averaging 11.3 points, 6.3 rebounds and 2.5 assists in 24.7 minutes ... Was a member of the Serbian U-19 national basketball team that won the silver medal at the 2013 World Championships in Czech Republic ... Over eight tournament games, he averaged 7.1 points, 5.0 rebounds and 1.5 assists ... **2011-12:** Played for KK Mega but mostly for the junior team, he appeared in nine games (five starts) averaging 7.6 points, 5.6 rebounds and 1.4 assists in 18.2 minutes.

CAREER TRANSACTIONS:

Signed a multi-year contract with the Denver Nuggets on 7/9/18 ... Signed a multi-year contract with Denver on 7/12/15 ... Selected by the Denver Nuggets in the second round (41st overall) in the 2014 NBA Draft.

PERSONAL:

Born Feb. 19, 1995 in Sombor, West Backa (Serbia) ... Nickname is "Joker" ... He has two older brothers, the oldest Strahinja and the middle brother Nemanja. Nemanja played three seasons (2006-09) at the University of Detroit before declaring for the 2010 NBA Draft. Nikola is married and has one daughter.





NIKOLA JOKIC - NBA REGULAR SEASON STATISTICS

SEASON	TEAM	GP	GS	MIN	FG	FGA	FG%	3PM	3PA	3P%	FT	FTA	FT%	OR	DR	TOT	A	ST	TO	BS	PTS	PPG
2015-16	DEN	80	55	1,733	307	600	.512	28	84	.333	154	190	.811	181	379	560	189	79	104	50	796	10.0
2016-17	DEN	73	59	2,038	494	854	.578	45	139	.324	188	228	.825	212	506	718	359	61	171	55	1,221	16.7
2017-18	DEN	75	73	2,443	504	1,010	.499	111	280	.396	266	313	.850	195	608	803	458	90	210	61	1,385	18.5
2018-19	DEN	80	80	2,504	616	1,206	.511	83	270	.307	289	352	.821	228	637	865	580	108	248	55	1,604	20.1
2019-20	DEN	73	73	2,336	565	1,071	.528	80	255	.314	246	301	.817	166	545	711	512	85	226	44	1,456	19.9
2020-21	DEN	72	72	2,488	732	1,293	.566	92	237	.388	342	394	.868	205	575	780	599	95	222	48	1,898	26.4
2021-22	DEN	74	74	2,476	764	1,311	.583	97	288	.337	379	468	.810	206	813	1,019	584	109	281	63	2,004	27.1
2022-23	DEN	69	69	2,323	646	1,022	.632	57	149	.383	341	415	.822	167	650	817	678	87	247	47	1,690	24.5
TOTALS		596	555	18,335	4,628	8,367	.553	593	1,702	.348	2,205	2,661	.829	1,560	4,713	6,273	3,959	714	1,709	423	12,054	20.2
AVERAGE		--	--	30.8	7.8	14.0	--	1.0	2.9	--	3.7	4.5	--	2.6	7.9	10.5	6.6	1.2	2.9	0.7	20.2	--

NIKOLA JOKIC - NBA POSTSEASON STATISTICS

SEASON	TEAM	GP	GS	MIN	FG	FGA	FG%	3PM	3PA	3P%	FT	FTA	FT%	OR	DR	TOT	A	ST	TO	BS	PTS	PPG
2018-19	DEN	14	14	557	132	261	.506	22	56	.393	66	78	.846	54	128	182	118	16	36	13	352	25.1
2019-20	DEN	19	19	694	178	343	.519	42	98	.429	66	79	.835	37	150	187	109	20	62	15	464	24.4
2020-21	DEN	10	10	345	116	228	.509	20	53	.377	46	55	.836	37	79	116	50	6	24	9	298	29.8
2021-22	DEN	5	5	171	61	106	.575	5	18	.278	28	33	.848	17	49	66	29	8	24	5	155	31.0
2022-23	DEN	20	20	789	227	414	.548	35	76	.461	111	139	.799	69	200	269	190	21	70	20	600	30.0
TOTALS		68	68	2,554	714	1,352	.528	124	301	.412	317	384	.826	214	606	820	496	71	216	62	1,869	27.5
AVERAGE		--	--	37.6	10.5	19.9	--	1.8	4.4	--	4.7	5.6	--	3.1	8.9	12.1	7.3	1.0	3.2	0.9	27.5	--

REG CAREER HIGHS		POST CAREER HIGHS		2022-23 REG HIGHS		2022-23 POST HIGHS	
PTS	50 at SAC 2/6/21	PTS	53 at PHX 5/7/23	PTS	43 vs. WAS 12/14/22	PTS	53 at PHX 5/7/23
FGM	20 2 times (vs. MEM, 4/19/21)	FGM	20 at PHX 5/7/23	FGM	17 vs. WAS 12/14/22	FGM	20 at PHX 5/7/23
FGA	35 vs. SAS 4/5/22	FGA	31 vs. POR 6/1/21	FGA	26 vs. CHA 12/18/22	FGA	30 2 times (@ PHX, 5/7/23)
3FGM	6 at NYK 10/30/17	3FGM	7 vs. UTA 8/25/20	3FGM	4 at SAS 3/10/23	3FGM	5 at MIN 4/23/23
3FGA	11 at SAS 1/29/21	3FGA	11 vs. UTA 8/25/20	3FGA	9 vs. CHI 3/8/23	3FGA	8 2 times (vs. MIN, 4/25/23)
FTM	16 2 times (@ OKC, 11/23/22)	FTM	12 vs. POR 4/29/19	FTM	16 at OKC 11/23/22	FTM	11 at PHX 5/7/23
FTA	18 at OKC 11/23/22	FTA	13 at PHX 5/7/23	FTA	18 at OKC 11/23/22	FTA	13 at PHX 5/7/23
OREB	9 2 times (vs. DAL, 1/16/18)	OREB	10 vs. PHX 6/11/21	OREB	8 vs. LAC 2/26/23	OREB	9 vs. MIN 4/25/23
DREB	20 vs. CHA 12/18/22	DREB	19 at LAC 9/15/20	DREB	20 vs. CHA 12/18/22	DREB	18 at MIA 6/7/23
TREB	27 vs. CHA 12/18/22	TREB	22 at LAC 9/15/20	TREB	27 vs. CHA 12/18/22	TREB	21 2 times (@ MIA, 6/7/23)
ASTS	18 vs. HOU 12/28/20	ASTS	17 at PHX 5/5/23	ASTS	16 3 times (vs. MIN, 2/7/23)	ASTS	17 at PHX 5/5/23
STLS	7 at BKN 1/12/21	STLS	4 at LAL 9/20/20	STLS	5 vs. WAS 12/14/22	STLS	3 3 times (@ MIA, 6/9/23)
BLKS	5 at OKC 4/12/17	BLKS	4 2 times (vs. POR, 6/1/21)	BLKS	4 vs. UTA 12/10/22	BLKS	3 2 times (@ MIA, 6/9/23)
MINS	47 at MIA 3/19/18	MINS	65 at POR 5/3/19	MINS	44 vs. PHX 12/25/22	MINS	45 at LAL 5/22/23





2022-23 GAME-BY-GAME REGULAR SEASON STATISTICS (DEN)


DATE	OPP	P/S	MIN	FG	FGA	FG%	3PM	3PA	3P%	FT	FTA	FT%	OR	DR	TOT	A	ST	BS	TO	PF	+/-	PTS	WL	SCORE
10/19/22	at UTA	S	33:25	12	17	.706	1	3	.333	2	2	1.000	2	2	4	6	3	0	3	4	-5	27	L	102-123
10/21/22	at GSW	S	34:24	7	13	.538	1	2	.500	11	11	1.000	3	9	12	10	0	0	5	4	-3	26	W	128-123
10/22/22	OKC	S	38:41	6	10	.600	1	1	1.000	6	9	.667	1	15	16	13	1	1	3	2	18	19	W	122-117
10/24/22	at POR	S	26:58	3	4	.750	0	0	.000	3	3	1.000	1	8	9	9	0	0	1	5	-10	9	L	110-135
10/26/22	LAL	S	34:48	12	17	.706	0	4	.000	7	7	1.000	1	12	13	9	4	0	3	3	28	31	W	110-99
10/28/22	UTA	S	25:28	3	10	.300	0	4	.000	6	8	.750	3	7	10	6	1	1	1	1	8	12	W	117-101
10/30/22	at LAL	S	35:52	8	16	.500	1	5	.200	6	7	.857	4	10	14	6	0	2	2	0	0	23	L	110-121
11/03/22	at OKC	S	35:38	6	9	.667	0	0	.000	3	3	1.000	0	13	13	14	1	0	10	3	15	15	W	122-110
11/05/22	SAS	S	26:34	9	10	.900	1	1	1.000	2	2	1.000	0	6	6	10	2	0	4	2	20	21	W	126-101
11/07/22	at SAS	S	33:57	11	20	.550	0	1	.000	4	5	.800	1	7	8	10	2	3	4	2	15	26	W	115-109
11/09/22	at IND	S	20:42	10	20	.500	1	3	.333	3	3	1.000	1	3	4	6	2	1	1	5	11	24	W	122-119
11/11/22	at BOS	S	29:44	12	20	.600	2	4	.500	3	4	.750	3	5	8	3	0	0	2	4	-14	29	L	112-131
11/13/22	at CHI	S	27:36	4	4	1.000	0	0	.000	0	0	.000	0	6	6	14	3	0	2	0	29	8	W	126-103
11/16/22	NYK																						L	103-106
11/18/22	at DAL																						L	99-127
11/20/22	at DAL																						W	98-97
11/22/22	DET	S	36:44	12	16	.750	0	0	.000	7	11	.636	2	7	9	10	1	1	5	3	13	31	L	108-110
11/23/22	at OKC	S	43:09	11	15	.733	1	3	.333	16	18	.889	3	7	10	9	0	0	4	5	11	39	W	131-126 (OT)
11/25/22	at LAC	S	32:24	7	13	.538	0	1	.000	5	7	.714	2	11	13	6	2	1	2	3	19	19	W	114-104
11/28/22	HOU	S	27:27	11	17	.647	1	2	.500	9	10	.900	6	6	12	8	0	0	3	2	8	32	W	129-113
11/30/22	HOU	S	27:33	7	9	.778	2	3	.667	1	1	1.000	1	8	9	12	1	1	4	5	10	17	W	120-100
12/02/22	at ATL	S	35:04	10	15	.667	3	6	.500	1	4	.250	1	9	10	8	1	0	2	2	-8	24	L	109-117
12/04/22	at NOP	S	37:17	13	19	.684	1	4	.250	5	9	.556	4	12	16	9	2	1	4	4	2	32	L	106-121
12/06/22	DAL	S	34:03	7	13	.538	0	3	.000	5	6	.833	0	8	8	8	1	0	3	1	2	19	L	115-116
12/08/22	at POR	S	34:21	14	25	.560	1	3	.333	4	6	.667	3	7	10	9	0	1	6	1	-8	33	W	121-120
12/10/22	UTA	S	35:22	11	20	.550	1	4	.250	8	10	.800	3	9	12	14	1	4	3	3	10	31	W	115-110
12/14/22	WAS	S	33:03	17	20	.850	0	2	.000	9	10	.900	2	12	14	8	5	1	8	2	28	43	W	141-128
12/16/22	at LAL	S	35:17	8	15	.533	1	3	.333	8	9	.889	2	9	11	8	4	0	5	3	-14	25	L	108-126
12/18/22	CHA	S	39:41	13	26	.500	2	4	.500	12	17	.706	7	20	27	10	2	0	5	4	20	40	W	119-115
12/20/22	MEM	S	37:05	6	12	.500	1	1	1.000	0	1	.000	4	9	13	13	2	0	4	1	13	13	W	105-91
12/23/22	POR	S	35:43	12	21	.571	0	0	.000	5	8	.625	2	6	8	11	2	0	2	4	8	29	W	120-107
12/25/22	PHX	S	44:25	16	25	.640	2	4	.500	7	9	.778	4	11	15	15	0	1	3	4	12	41	W	128-125 (OT)
12/27/22	at SAC	S	36:53	7	10	.700	0	0	.000	6	6	1.000	0	9	9	11	1	0	0	3	13	20	W	113-106
12/28/22	at SAC	S	32:29	15	24	.625	0	3	.000	10	10	1.000	1	6	7	6	1	1	5	3	-1	40	L	126-127
12/30/22	MIA	S	36:17	8	15	.533	2	3	.667	1	1	1.000	1	11	12	12	1	1	3	3	14	19	W	124-119
01/01/23	BOS	S	32:02	10	13	.769	2	2	1.000	8	8	1.000	0	12	12	12	1	0	0	1	14	30	W	123-111
01/02/23	at MIN	S	33:17	10	20	.500	1	3	.333	3	4	.750	1	6	7	9	2	0	5	4	-9	24	L	111-124
01/05/23	LAC	S	24:11	4	8	.500	0	1	.000	4	5	.800	0	6	6	9	1	0	2	0	18	12	W	122-91
01/06/23	CLE	S	35:23	10	17	.588	3	4	.750	5	5	1.000	4	11	15	10	2	0	4	4	18	28	W	121-108
01/09/23	LAL	S	35:10	5	5	1.000	1	1	1.000	3	3	1.000	2	9	11	16	1	1	4	2	10	14	W	122-109
01/11/23	PHX	S	28:18	10	15	.667	0	0	.000	1	3	.333	4	14	18	9	1	0	3	3	17	21	W	126-97
01/13/23	at LAC																						W	115-103
01/15/23	ORL	S	34:47	8	11	.727	1	4	.250	0	0	.000	0	10	10	14	2	1	4	3	16	17	W	119-116
01/17/23	POR	S	34:28	13	14	.929	1	2	.500	9	10	.900	2	10	12	10	1	1	4	2	19	36	W	122-113
01/18/23	MIN	S	31:12	12	20	.600	0	0	.000	7	7	1.000	4	7	11	13	1	0	3	5	21	31	W	122-118
01/20/23	IND																						W	134-111
01/22/23	OKC																						L	99-101
01/24/23	at NOP	S	36:05	11	15	.733	2	4	.500	1	2	.500	2	9	11	10	1	0	3	2	-6	25	W	99-98
01/25/23	at MIL																						L	99-107
01/28/23	at PHI	S	38:19	8	12	.667	2	2	1.000	6	6	1.000	1	7	8	9	0	2	7	2	-1	24	L	119-126
01/31/23	NOP	S	38:00	10	14	.714	1	3	.333	5	5	1.000	1	17	18	15	1	1	5	2	20	26	W	122-113
02/02/23	GSW	S	32:42	9	13	.692	0	0	.000	4	5	.800	2	12	14	16	1	1	3	0	26	22	W	134-117
02/04/23	ATL	S	34:20	5	8	.625	0	1	.000	4	5	.800	3	15	18	10	1	2	5	3	20	14	W	128-108
02/05/23	at MIN																						L	98-128
02/07/23	MIN	S	27:45	8	10	.800	0	1	.000	4	5	.800	1	11	12	16	1	1	1	1	40	20	W	146-112
02/09/23	at ORL	S	37:39	10	19	.526	3	5	.600	6	9	.667	2	10	12	6	1	2	7	3	8	29	L	104-115
02/11/23	at CHA	S	34:03	11	22	.500	0	0	.000	8	9	.889	7	9	16	10	0	2	4	1	22	30	W	119-105
02/13/23	at MIA	S	33:54	12	14	.857	0	0	.000	3	3	1.000	0	12	12	8	0	0	0	3	5	27	W	112-108
02/15/23	DAL	S	34:08	6	9	.667	0	0	.000	2	3	.667	1	12	13	10	1	1	5	2	9	14	W	118-109
02/23/23	at CLE	S	35:51	8	13	.6																		



2022-23 GAME-BY-GAME POSTSEASON STATISTICS (DEN)

DATE	OPP	P/S	MIN	FG	FGA	FG%	3PM	3PA	3P%	FT	FTA	FT%	OR	DR	TOT	A	ST	BS	TO	PF	+/-	PTS	WL	SCORE
04/16/23	MIN	S	28:29	6	12	.500	0	0	.000	1	3	.333	5	9	14	6	1	0	1	6	15	13	W	109-80
04/19/23	MIN	S	37:14	10	19	.526	1	3	.333	6	9	.667	3	6	9	9	0	0	3	4	6	27	W	122-113
04/21/23	at MIN	S	38:03	9	13	.692	2	3	.667	0	0	.000	2	9	11	12	1	0	4	4	7	20	W	120-111
04/23/23	at MIN	S	39:08	15	26	.577	5	8	.625	8	12	.667	2	9	11	6	2	0	4	3	-14	43	L	108-114 (OT)
04/25/23	MIN	S	41:55	8	29	.276	3	8	.375	9	10	.900	9	8	17	12	2	2	2	4	3	28	W	112-109
04/29/23	PHX	S	32:56	9	21	.429	1	2	.500	5	5	1.000	8	11	19	5	0	0	3	1	19	24	W	125-107
05/01/23	PHX	S	41:16	17	30	.567	2	6	.333	3	4	.750	3	13	16	5	2	1	3	2	2	39	W	97-87
05/05/23	at PHX	S	41:56	11	19	.579	1	2	.500	7	8	.875	6	11	17	17	0	1	6	3	5	30	L	114-121
05/07/23	at PHX	S	39:27	20	30	.667	2	4	.500	11	13	.846	1	3	4	11	0	1	6	2	2	53	L	124-129
05/09/23	PHX	S	37:33	12	20	.600	2	3	.667	3	5	.600	4	9	13	12	1	2	4	3	18	29	W	118-102
05/11/23	at PHX	S	37:34	13	18	.722	0	1	.000	6	6	1.000	3	7	10	12	3	1	2	4	28	32	W	125-100
05/16/23	LAL	S	42:26	12	17	.706	3	3	1.000	7	8	.875	6	15	21	14	0	2	5	4	11	34	W	132-126
05/18/23	LAL	S	41:57	9	21	.429	0	3	.000	5	6	.833	4	13	17	12	3	0	5	3	7	23	W	108-103
05/20/23	at LAL	S	38:15	9	19	.474	2	5	.400	4	7	.571	1	5	6	8	1	0	2	4	15	24	W	119-108
05/22/23	at LAL	S	45:16	11	24	.458	3	6	.500	5	6	.833	3	11	14	13	1	3	3	5	6	30	W	113-111
06/01/23	MIA	S	40:27	8	12	.667	1	2	.500	10	12	.833	0	10	10	14	1	1	2	1	14	27	W	104-93
06/04/23	MIA	S	41:53	16	28	.571	2	5	.400	7	8	.875	3	8	11	4	0	0	5	3	-11	41	L	108-111
06/07/23	at MIA	S	43:44	12	21	.571	1	2	.500	7	8	.875	3	18	21	10	0	2	3	5	15	32	W	109-94
06/09/23	at MIA	S	37:09	8	19	.421	3	7	.429	4	4	1.000	2	10	12	4	3	3	3	5	9	23	W	108-95
06/12/23	MIA	S	42:18	12	16	.750	1	3	.333	3	5	.600	1	15	16	4	0	1	4	3	12	28	W	94-89
2022	TTL	20-20	779	227	414	.548	35	76	.461	111	139	.799	69	200	269	190	21	20	70	69	169	600	16-4	
2022	AVG	--	39.0	11.3	20.7	--	1.8	3.8	--	5.5	7.0	--	3.5	10.0	13.4	9.5	1.1	1.0	3.5	3.5	8.4	30.0	--	--



#6 DEANDRE JORDAN

Position: Center
Height: 6'11"
Weight: 265
DOB: 7/21/1988
College: Texas A&M
Pro Experience: 15 Years

2022-23 STATS:
PPG: 5.1
RPG: 5.2
APG: 0.9

2022-23:

Appeared in 39 games (eight starts), averaging 5.1 points and 5.2 rebounds in 15.0 minutes ... Had four games with 10+ points and five games with 10+ rebounds ... Registered a season-high tying 12 points (6-6 FG) and 11 rebounds in 30 minutes at PHX on 4/6. The six made FG's were a season-high ... Finished with five points, 12 rebounds and a season-high three steals in 21 minutes at PHX on 3/31 ... Posted 10 points (5-7 FG), two rebounds and a season-high tying three assists in 18 minutes off the bench vs. IND on 1/20 ... Tallied five points, six rebounds and a season-high three blocks in 14 minutes off the bench at POR on 12/8 ... Recorded eight points (4-5 FG) and a season-high 17 rebounds in a season-high 34 minutes at DAL on 11/20 ... Registered a season-high tying 12 points (4-6 FG, 1-1 3FG) and 13 rebounds in 21 minutes at UTA on 10/28.

CAREER:

NBA: NBA Champion (2023) ... Has appeared in 1019 games (784 starts) for the Clippers, Mavericks, Knicks, Nets, Lakers, 76ers and Nuggets ... Owns career averages of 9.0 points, 10.2 rebounds and 1.50 blocks in 26.3 minutes ... Has shot 67.5% from the field for his career, ranking first all-time (minimum 2,000 FGM) ... Scored in double figures in 425 games, including 47 games with 20+ points and one 30+ point game ... Grabbed double-digit rebounds in 542 games, including 224 games with 15+, 60 games with 20+ and three games with 25+ rebounds ... Blocked multiple shots in 409 games, including 36 games with 5+ and three games with 8+ blocks ... Tallied 327 career double-doubles ... One-time NBA All-Star (2017) ... Three-time All-NBA honoree (First Team in 2016, Third Team in 2015 and 2017) ... Has been named to the NBA's All-Defensive First Team twice (2015 and 2016) ... Helped the United States win a gold medal at the 2016 Rio Olympics ... Captured the NBA's rebounding title two times (2014 and 2015) ... Led the league in field goal percentage for five consecutive seasons from 2013-17 ... Only player in NBA history with consecutive seasons shooting over 70% from the field ... **2021-22 (LA Lakers/Philadelphia):** Played in 48 games (20 starts), averaging 4.3 points and 5.5 rebounds in 13.0 minutes with the LA Lakers and 76er's ... Had two games with 10+ points and three games with 10+ rebounds ... Recorded eight points (4-6 FG), a season-high tying 11 rebounds in 23 minutes vs. DET on 4/10 ... Registered a season-high tying 10 points (4-6 FG, 2-2 FT) and nine rebounds in 17 minutes vs. BKN on 3/10 ... Posted nine points (4-4 FG), six rebounds, a season-high two steals and two blocks in 21 minutes vs. DET on 11/28 ... Finished with eight points (4-5 FG), eight rebounds and a season-high tying three blocks vs. MEM on 10/24 ... **2020-21 (Brooklyn):** Appeared in 57 games (43 starts), averaging 7.5 points, 7.5 rebounds, 1.6 assists and 1.1 blocks in 21.9 minutes ... Shot a career-high 76.3 percent (190-249) from the field ... Scored in double figures in 19 games ... Recorded double-digit rebounds in 17 games ... Blocked multiple shots in 15 games ... Tallied six double-doubles ... Had 12 points, a season-best 14 rebounds, five assists and one block on 4/14 at Philadelphia ... Scored a season-best 14 points (7-7 FG) with nine rebounds, one steal and one block on 3/13 vs. Detroit ... Recorded 13 points, 11 rebounds, two assists, two steals and four blocks on 2/21 at LA Clippers ... Missed one game (2/13) for personal reasons ... DNP-CD 24 times ... **2019-20 (Brooklyn):** Appeared in 56 games (six starts), averaging 8.3 points, 10.0 rebounds and 1.9 assists in 22.0 minutes ... Shot 66.6 percent (191-287) from the field ... Scored in double figures in 18 games ... Recorded double-digit rebounds in 31 games, including eight games with 15+ and one 20-rebound game ... Blocked multiple shots in 13 games ... Tallied 13 double-doubles ... Scored a season-best 16 points with 16 rebounds on 2/26 at Washington ... Recorded 12 points, a season-high 20 rebounds, six assists, one steal and one block on 12/21 vs. Atlanta ... Had 15 points, 17 rebounds, four assists, two steals and two blocks on 11/12 at Utah ... Finished with 16 points (8-9 FG), 12 rebounds and three assists on 11/10 at Phoenix ... Missed five games (1/18-1/26) due to a right middle finger dislocation, two games (11/25-11/27) with left ankle soreness and one game (11/8) with a left ankle sprain ... **2018-19 (Dallas/New York):** Appeared in 69 games (all starts), averaging 11.0 points, 13.1 rebounds, a career-high 2.3 assists and 1.1 blocks in 29.7 minutes ... Shot 64.1 percent (286-446) from the field ... Scored in double figures in 46 games, including three 20-point outings ... Recorded double-digit rebounds in 54 games, including 27 games with 15+ and six games with 20+ boards ... Blocked multiple shots in 19 games ... Tallied 42 double-doubles ... Tallied 11 points, 13 rebounds and a career-high-tying nine assists on 3/15 at San Antonio ... Notched 20 points (7-7 FG), 12 rebounds, two assists and one block on 12/26 vs. New Orleans ... Finished with 12 points, a season-high-tying 23 rebounds, five assists, two steals and one block on 12/22 at Golden State ... Had eight points, a season-high-tying 23 rebounds, three assists and three blocks on 12/16 vs. Sacramento ... Managed 16 points, a season-best 23 rebounds, three assists, one steal and one block on 12/2 vs. LA Clippers ... Recorded 12 points, 19 rebounds, a career-high nine assists and one block on 10/28 vs. Utah ... Scored a season-best 22 points (8-10 FG) with 10 rebounds, one assist, two steals and a season-high five blocks on 10/20 vs. Minnesota ... Missed two games (1/31-2/1) due to trade and five games (2/24-3/4) with a sprained left ankle ... DNP-CD seven times ... **2017-18 (LA Clippers):** Appeared in 77 games (all starts), averaging 12.0 points, a career-high 15.2 rebounds and 1.5 assists in 31.5 minutes ... Shot 64.5 percent (373-578) from the field ... Scored in double figures in 51 games, including seven games with 20+ points and one 30-point outing ... Recorded double-digit rebounds in 66 games, including 45 games with 15+ and 13 games with 20+ rebounds ... Blocked multiple shots in 20 games ... Tallied 46 double-doubles ... Recorded 25 points, 22 rebounds and four assists on 3/21 at Milwaukee ... Finished with 29 points (11-12 FG), 18 rebounds, five assists, one steal and two blocks on 3/13 at Chicago ... Registered 20 points, 23 rebounds, one steal and one block on 3/9 vs. Cleveland ... Scored a career-best 30 points (11-14 FG) with 13 rebounds, three assists and a season-best four steals on 2/14 at Boston ... Scored 17 points (8-8 FG) with 12 rebounds and two blocks on 12/3 at Minnesota ... Notched 20 points, 22 rebounds, one assist, one steal and three blocks on 11/17 at Cleveland ... Had 14 points, a season-high 24 rebounds, one assist and one steal on 10/19 at Los Angeles ... Missed five games (1/13-1/22) due to a left ankle sprain ... **2016-17 (LA Clippers):** NBA All-Star ... All-NBA Third Team selection ... Appeared in 81 games (all starts), averaging a career-high-tying 12.7 points, 13.8 rebounds, 1.2 assists and 1.7 blocks in 31.7 minutes ... Shot a league-leading 71.4 percent (412-577) from the field ... Scored in double figures in 50 games, including 12 games with 20+ points ... Recorded double-digit rebounds in 67 games, including 34 games with 15+, 10 games with 20+ and one game with 25 rebounds ... Blocked multiple shots in 44 games ... Tallied 41 double-doubles ... Managed 18 points, 17 rebounds, two assists and four blocks on 4/12 vs. Sacramento ... Finished with 11 points, 12 rebounds, one assist, a season-high four steals and two blocks on 4/1 vs. Los Angeles ... Recorded 28 points (12-14 FG), 15 rebounds and two blocks on 2/8 at New York ... Scored a season-best 29 points (12-15 FG) with 16 rebounds, two assists and two blocks on 1/19 vs. Minnesota ... Recorded 19 points, 15 rebounds, two assists, two steals and four blocks on 1/16 vs. Oklahoma City ... Finished with 24 points (12-13 FG), 21 rebounds, one steal and two blocks on 1/14 vs. Los Angeles ... Had 13 points, a season-high 25 rebounds, one assist and two blocks on 12/28 at New Orleans ... Recorded 21 points, 22 rebounds, one assist and one block on 11/29 at Brooklyn ... Missed one game (3/16) for personal reasons ... **2015-16 (LA Clippers):** All-NBA First Team honoree ... All-Defensive First Team selection ... Appeared in 77 games (all starts), averaging a career-high 12.7 points, 13.8 rebounds, 1.2 assists and 2.3 blocks in 33.7 minutes ... Shot a league-





leading 70.3 percent (357-508) from the field ... Scored in double figures in 55 games, including seven games with 20+ points ... Recorded double-digit rebounds in 68 games, including 28 games with 15+ and seven games with 20+ boards ... Blocked multiple shots in 47 games, including five games with 5+ rejections ... Tallied 49 double-doubles ... Scored a season-high-tying 23 points (8-8 FG) with 16 rebounds, one assist, one steal and two blocks on 3/16 at Houston ... Scored a season-best 23 points with 20 rebounds, one assist, two steals and two blocks on 3/7 at Dallas ... Finished with 17 points, 20 rebounds, four assists, one steal and four blocks on 1/31 vs. Chicago ... Scored 22 points (9-10 FG) with 13 rebounds, one assist and one block on 1/2 vs. Philadelphia ... Recorded 18 points, a season-high 24 rebounds, one assist, one steal and two blocks on 11/30 vs. Portland ... Had 15 points, 18 rebounds, one assist, one steal and a season-high seven blocks on 10/31 vs. Sacramento ... Missed two games (1/13-1/16) with pneumonia and three games (3/31, 4/8, 4/13) for rest ... **2014-15 (LA Clippers):** All-NBA Third Team selection ... All-Defensive First Team honoree ... Appeared in all 82 games (all starts), averaging 11.5 points, a league-best 15.0 rebounds, 1.0 steal and 2.2 blocks in 34.4 minutes ... Shot a league-best 71 percent (379-534) from the field ... Scored in double figures in 48 games, including seven games with 20+ points ... Recorded double-digit rebounds in 75 games, including 41 games with 15+, 13 games with 20+ and two games with 25+ boards ... Blocked multiple shots in 53 games, including five games with 5+ rejections ... Tallied 47 double-doubles ... Registered 20 points (10-11 FG), 17 rebounds, three assists, one steal and two blocks on 3/9 vs. Minnesota ... Scored a season-high 26 points with 18 rebounds, three steals and one block on 2/19 vs. San Antonio ... Finished with 22 points, a career-high 27 rebounds, one steal and three blocks on 2/9 at Dallas ... Recorded 19 points, 12 rebounds, one assist, two steals and six blocks on 1/19 vs. Boston ... Finished with 17 points (8-8 FG), 18 rebounds and one block on 1/14 at Portland ... Had 12 points, 18 rebounds, three assists and a season-high seven blocks on 11/15 vs. Phoenix ... Recorded six points, 14 rebounds, two assists, a career-high five steals and one block on 11/8 vs. Portland ... **2013-14 (LA Clippers):** Appeared in all 82 games (all starts), averaging 10.4 points, a league-best 13.6 rebounds, 1.0 steal and a career-high 2.5 blocks in 35.0 minutes ... Shot a league-leading 67.6 percent (348-515) from the field ... Scored in double figures in 46 games, including four games with 20+ points ... Recorded double-digit rebounds in 74 games, including 31 games with 15+ and seven games with 20+ rebounds ... Blocked multiple shots in 50 games, including 11 games with 5+ rejections ... Tallied 42 double-doubles ... Finished with 21 points, nine rebounds, one assist, one steal and seven blocks on 4/12 vs. Sacramento ... Had 11 points, a season-high 24 rebounds and four blocks on 3/31 at Minnesota ... Had 13 points, 10 rebounds, one assist, two steals and seven blocks on 1/10 vs. Los Angeles ... Recorded 14 points, 17 rebounds and eight blocks on 1/6 vs. Orlando ... Scored a season-high 25 points with 18 rebounds, one assist, one steal and three blocks on 1/3 at Dallas ... Recorded 14 points, 20 rebounds and five blocks on 12/18 vs. New Orleans ... Had 10 points, 15 rebounds, two assists and a career-high nine blocks on 11/29 at Sacramento ... **2012-13 (LA Clippers):** Appeared in all 82 games (all starts), averaging 10.4 points, 11.5 rebounds, 7.2 rebounds and 1.4 blocks in 24.5 minutes ... Shot a league-leading 64.3 percent (314-488) from the field ... Scored in double figures in 33 games, including three 20-point contests ... Recorded double-digit rebounds in 23 games, including one game with 20+ boards ... Blocked multiple shots in 33 games, including three games with 5+ rejections ... Tallied 12 double-doubles ... Had seven points, a season-high 22 rebounds, one assist, one steal and two blocks on 2/4 at Washington ... Finished with five points, eight rebounds, two steals and a season-high seven blocks on 11/17 vs. Chicago ... Scored a season-high 21 points with eight rebounds, one assist and one block on 11/8 at Portland ... Had 20 points (10-12 FG), 11 rebounds, two steals and four blocks on 11/7 vs. San Antonio ... **2011-12 (LA Clippers):** Appeared in all 66 games (all starts), averaging 7.4 points, 8.3 rebounds and 2.0 blocks in 27.2 minutes ... Shot 63.2 percent (206-326) from the field ... Scored in double figures in 19 games ... Recorded double-digit rebounds in 24 games, including two games with 16 rebounds ... Blocked multiple shots in 36 games, including five games with 5+ rejections ... Tallied eight double-doubles ... Had 14 points, 14 rebounds, two steals and four blocks on 2/28 vs. Minnesota ... Finished with 10 points, a season-high-tying 16 rebounds, one steal and three blocks on 2/22 vs. Denver ... Recorded 18 points (9-11 FG), 11 rebounds and three blocks on 2/4 at Washington ... Had 16 points, a season-best 16 rebounds, one steal and two blocks on 1/22 vs. Toronto ... Scored a season-high 19 points with nine rebounds, one assist, one steal and five blocks on 1/18 vs. Dallas ... Had eight points, 11 rebounds and six blocks on 1/11 vs. Miami ... Recorded six points, five rebounds and a season-best eight blocks on 12/25 at Golden State ... **2010-11 (LA Clippers):** Appeared in 80 games (66 starts), averaging 7.1 points, 7.2 rebounds and 1.8 blocks in 25.6 minutes ... Shot 68.6 percent (234-341) from the field ... Scored in double figures in 19 games, including one 20-point outing ... Recorded double-digit rebounds in 18 games, including five games with 15+ and one game with 20 rebounds ... Blocked multiple shots in 38 games, including four games with 5+ rejections ... Tallied eight double-doubles ... Notched 16 points, 15 rebounds, one assist, one steal and one block on 3/16 vs. Philadelphia ... Scored a season-best 21 points (9-10 FG) with nine rebounds and one block on 3/9 at Boston ... Had 14 points, a season-high 20 rebounds, three assists and six blocks on 1/5 vs. Denver ... Finished with 14 points, five rebounds, two assists, one steal and a season-best seven blocks on 12/29 vs. Utah ... Managed 15 points (7-7 FG), six rebounds and three blocks on 12/15 at Philadelphia ... Missed two games (3/20-3/23) with pneumonia ... **2009-10 (LA Clippers):** Appeared in 70 games (12 starts), averaging 4.8 points and 5.0 rebounds in 16.2 minutes ... Shot 60.5 percent (144-238) from the field ... Scored in double figures in 11 games, including one game with 20+ points ... Recorded double-digit rebounds in 10 games, including one 15-rebound outing ... Blocked multiple shots in 14 games ... Tallied eight double-doubles ... Had 10 points, a season-best 15 rebounds, one assist and one block on 4/10 vs. Golden State ... Finished with eight points, five rebounds and a season-best five blocks on 3/13 at San Antonio ... Recorded 14 points (7-8 FG), 11 rebounds, one assist and three blocks on 2/16 at Portland ... Scored a season-high 23 points (9-11 FG) with seven rebounds and three blocks on 1/12 at Memphis ... Inactive seven times ... DNP five times ... **2008-09 (LA Clippers):** Appeared in 53 games (13 starts), averaging 4.3 points, 4.5 rebounds and 1.1 blocks in 14.5 minutes ... Shot 63.3 percent (93-147) from the field ... Scored in double figures in four games, including two 20-point outings ... Recorded double-digit rebounds in seven games, including one game with 20 rebounds ... Blocked multiple shots in 15 games ... Tallied three double-doubles ... Finished with 21 points (8-8 FG), eight rebounds, one steal and two blocks on 4/4 at Denver ... Recorded 15 points, 12 rebounds and three blocks on 2/22 at Portland ... Had eight points, a season-high 20 rebounds, one assist and one block on 1/25 at Golden State ... Scored a season-high 23 points (11-12 FG) with 12 rebounds, one steal and four blocks on 1/21 vs. Los Angeles for his first career double-double ... Recorded eight points, 10 rebounds, one assist and a season-best six blocks on 1/19 vs. Minnesota ... Made NBA debut on 11/1 at Utah, finishing with two points and one rebound in three minutes ... Inactive 10 times ... DNP 19 times.

PLAYOFFS:

Career: Has played in 64 games (59 starts), averaging nine points, 10.3 rebounds, and 1.9 blocks in 28.5 minutes ... Posted 24 double-doubles ... Has 27 games with 10+ points and five games with 20+ points ... Tallied 33 games with 10+ rebounds, 16 games with 15+ rebounds, and two games with 20+ rebounds ... **2023:** Appeared in four games, averaging five points, four rebounds, one assist, and one block in 13.5 minutes ... Recorded four points and one assist in six minutes during the Playoff Opener vs. MIN on 4/16 ... **2022 (Philadelphia):** Appeared in three games (two starts), averaging 3.3 points and 2.3 rebounds in 10.3 minutes ... Recorded a playoff season-high six points (3-3 FG) and a playoff season-high five rebounds in 13 minutes at MIA in game five of the Eastern Conference Semifinals on 5/4 ... Registered four points (2-2 FG), two rebounds and a playoff season-high two blocks in a playoff-season high 17 minutes at MIA in game four of the Eastern Conference Semifinals ... **2017 (LA Clippers):** Played in seven games (all starts), averaging a playoff career-high 15.4 points and 14.4 rebounds in a playoff career-high 37.7 minutes ... Finished with a double-double in each of the seven games ... Posted playoff season-high 24 points (9-12 FG) and a playoff-season-high tying 18 rebounds in a playoff season-high 40 minutes vs. UTA in game seven of the first round on 4/30 ... Registered 10 points (4-7 FG, 2-2 FT), 15 rebounds and a playoff season-high three blocks in 37 minutes vs. UTA in game one of the first round on 4/15 ... **2016 (LA Clippers):** Appeared in six games (all starts), averaging 11.7 points, a playoff career-high 16.3 rebounds, playoff career-high 1.8 assists, playoff career-high 1.12 steals and a playoff career-high 2.67 blocks in 33.0 minutes ... Recorded four double-doubles ... Finished with 15 points (6-7 FG), a playoff season-high 20 rebounds and a playoff season-high tying two steals in 34 minutes at POR in game six of round one on 4/29 ... Posted a playoff season-high 18 points (5-7 FG), 12 rebounds and a playoff season-high tying four blocks in 32 minutes vs. POR in game one of round one on 4/17 ... **2015 (LA Clippers):** Played in 14 games (all starts), averaging 13.1 points, 13.4 rebounds, 1.1 assists, 1.14 steals and 2.36 blocks in 34.4 minutes ... Recorded six double-doubles ... Scored 20+ points three times ... Posted 16 points (7-10 FG), a playoff season-high tying 17 rebounds, a career-high tying four steals and three blocks in 39 minutes at HOU in game seven of the Western Conference Semifinals on 5/17 ... Finished with a playoff season-high 26 points (6-7 FG), a playoff season-high tying 17 rebounds, two assists and two steals in 30 minutes vs. HOU in game four of the Western Conference Semifinals on 5/10 ... Registered 10 points (2-4 FG), 13 rebounds, a playoff career-high tying five assists, two steals and a playoff season-high tying four blocks in 34 minutes at HOU in game one of the Western Conference Semifinals on 5/4 ... **2014 (LA Clippers):** Appeared in 13 games (all starts), averaging 9.6 points, 12.5 rebounds and 2.54 blocks in 34.0 minutes ... Registered five double-doubles ... Recorded seven points (3-3 FG), five rebounds and a playoff career-high tying four steals in 28 minutes at OKC in game one of the Western Conference Semifinals on 5/5 ... Posted a playoff season-high 25 points (8-10 FG), 18 rebounds and four blocks in 38 minutes vs. GSW in game five of round one on 4/29 ... Finished with 14 points (5-8 FG), a playoff career-high 22 rebounds, a playoff season-high tying two assists and a playoff career-high tying five blocks in 35 minutes vs. GSW in game three of round one on 4/24 ... Recorded 11 points (4-5 FG), 14 rebounds, two steals and a playoff season-high tying five blocks in a playoff career-high 45 minutes vs. GSW in game one of round one on 4/19 ... **2013 (LA Clippers):** Played in six games (all starts), averaging 3.7 points, 6.3 rebounds and 1.67 blocks in 24.0 minutes ... Registered a playoff season-high six points, a playoff season-high tying eight rebounds and two blocks in a playoff season-high tying 31 minutes vs. MEM in game five of round one on 4/30 ... Posted four points, a playoff season-high tying eight rebounds and a playoff season-high four blocks in 24 minutes vs. MEM in game two of round one on 4/22 ... **2012 (LA Clippers):** Appeared in 11 games (all starts), averaging 4.5 points, 5.3 rebounds and 1.64 blocks in 22.6 minutes ... Finished with a playoff season-high 10 points (4-7 FG), eight rebounds and three blocks in a playoff season-high 31 minutes vs. SAS in game four of the Western Conference Semifinals on 5/20.





CAREER TRANSACTIONS:

Signed a contract with the Denver Nuggets on 7/11/22 ... Signed a contract with the Philadelphia 76ers on 3/3/22 ... Waived by the LA Lakers on 3/1/22 ... Signed a contract with the Los Angeles Lakers on 9/9/21 ... Waived by Detroit on 9/6/21 ... Traded by Brooklyn, along with second round picks in 2022, 2024, 2025 and 2027 the Detroit Pistons for Sekou Doumbouya and Jahliil Okafor on 9/4/21 ... Signed as a free agent with the Brooklyn Nets on 7/6/19 ... Traded by Dallas, along with Wesley Matthews, Dennis Smith Jr., a 2021 first round pick and a 2023 first round pick to the New York Knicks for Trey Burke, Tim Hardaway Jr., Courtney Lee and Kristaps Porzingis on 1/31/19 ... Signed as a free agent with the Dallas Mavericks on 7/6/18 ... Signed a multi-year contract with the LA Clippers on 7/9/15 ... Drafted by the Los Angeles Clippers in the second round, 35th overall, of the 2008 NBA Draft on 6/26/08.

COLLEGE:

2007-08 (Freshman/Texas A&M): Big 12 All-Freshman Team selection ... Appeared in 35 games (21 starts), averaging 7.9 points, 6.0 rebounds and 1.3 blocks in 20.1 minutes ... Shot 61.7 percent (113-183) from the field ... Scored in double figures in 13 games ... Grabbed double-digit rebounds in six games ... Blocked multiple shots in 12 games ... Tallied two double-doubles ... Had four points, 10 rebounds, two assists and a career-high six blocks on 3/5 at Baylor ... Tallied 16 points, a career-high 12 rebounds and four blocks on 12/31 vs. Rice ... Scored a career-high 18 points with nine rebounds and one block on 12/8 vs. Texas State.

PERSONAL:

Full name is Hyland DeAndre Jordan, Jr. ... Has two kids and is married ... Hometown is Bellaire, Texas ... Brother Cory was a pitcher in the New York Yankees organization, brother Avery was an offensive lineman at the University of New Mexico and brother Brett was an offensive lineman at Colorado State University ... Attended Episcopal High School (Bellaire, Texas) through his junior year ... Transferred to Christian Life Center Academy (Kingwood, Texas) for his senior season ... As a senior, averaged 26.1 points, 15.2 rebounds and 8.1 blocks ... At Christian Life Center, set the school record for most blocks in a game with 20 ... Named third-team Parade All-American and first-team All-Greater Houston squad by the Houston Chronicle ... Took part in the Clippers Teamwork at the Table Thanksgiving event at St. Joseph Center in Venice where he helped distribute food baskets and turkeys to over 300 families during the 2015-16 season ... Participated, in conjunction with California Endowment, to open refurbished playground and basketball courts as part of the Clippers FIT Campus Program during the 2013-14 season ... Participated in Mastro's Celebrity Server Dinner with the CP3 Foundation, benefiting LA's Afterschool Programs and Leaps n Boundz ... Hosted a basketball clinic at a local elementary school in October 2014 ... Hosted local youth from Houston when the Clippers played in Houston during the past few seasons and participated in postgame meet and greet with the group of 50 ... Worked with the Salvation Army Siermon Family Youth and Community Center to distribute gifts to children during the holiday season ... Hosted local youth at home games every season as part of his PlayerZone ... Won the 2012-13 "SocialSlam Award" at the NBA's annual Social Media Awards for his dunk over Brandon Knight on March 10 ... Named an Official Honoree in the Sports Category for the 13th Annual Webby Awards, for his "Jordan's Journal" blog on Clippers.com during the 2008-09 season ... Lists Tupac as his favorite musician ... His biggest style influences are Kanye West, Wiz Khalifa and Jimi Hendrix ... Has appeared on Lip Sync Battle on Spike TV alongside actress Sarah Hyland ... Has appeared on Jimmy Kimmel's Mean Tweets ... Made a cameo in the 2015 movie Teenage Mutant Ninja Turtles: Out of the Shadows ... On Twitter @DeAndre.

DEANDRE JORDAN - NBA REGULAR SEASON STATISTICS

SEASON	TEAM	GP	GS	MIN	FG	FGA	FG%	3PM	3PA	3P%	FT	FTA	FT%	OR	DR	TOT	A	ST	TO	BS	PTS	PPG
2008-09	LAC	53	13	771	93	147	.633	0	0	.000	42	109	.385	72	165	237	11	11	41	59	228	4.3
2009-10	LAC	70	12	1,137	144	238	.605	0	2	.000	48	128	.375	122	230	352	21	16	75	62	336	4.8
2010-11	LAC	80	66	2,047	234	341	.686	0	1	.000	98	217	.452	207	368	575	42	41	101	142	566	7.1
2011-12	LAC	66	66	1,798	206	326	.632	0	1	.000	74	141	.525	202	344	546	17	30	74	134	486	7.4
2012-13	LAC	82	82	2,010	314	488	.643	0	0	.000	96	249	.386	210	384	594	28	48	100	112	724	8.8
2013-14	LAC	82	82	2,870	348	515	.676	0	0	.000	160	374	.428	331	783	1,114	74	80	123	203	856	10.4
2014-15	LAC	82	82	2,820	379	534	.710	1	4	.250	187	471	.397	397	829	1,226	61	81	109	183	946	11.5
2015-16	LAC	77	77	2,598	357	508	.703	0	1	.000	266	619	.430	267	792	1,059	90	51	107	177	980	12.7
2016-17	LAC	81	81	2,570	412	577	.714	0	2	.000	205	425	.482	298	816	1,114	96	51	115	134	1,029	12.7
2017-18	LAC	77	77	2,424	373	578	.645	0	0	.000	181	312	.580	329	842	1,171	117	39	137	70	927	12.0
2018-19	DAL	50	50	1,554	208	323	.644	0	0	.000	135	198	.682	161	525	686	99	33	111	53	551	11.0
Went from DAL to NYK.																						
2018-19	NYK	19	19	493	78	123	.634	0	0	.000	51	66	.773	64	152	216	57	9	42	20	207	10.9
2018-19	TOT	69	69	2,047	286	446	.641	0	0	.000	186	264	.705	225	677	902	156	42	153	73	758	11.0
2019-20	BKN	56	6	1,234	191	287	.666	0	0	.000	83	122	.680	141	420	561	105	18	74	52	465	8.3
2020-21	BKN	57	43	1,246	190	249	.763	0	1	.000	46	92	.500	117	310	427	93	17	85	65	426	7.5
2021-22	LAL	32	19	408	60	89	.674	0	0	.000	12	26	.462	51	121	172	13	10	21	26	132	4.1
Went from LAL to PHI.																						
2021-22	PHI	16	1	214	32	54	.593	0	0	.000	10	14	.714	32	60	92	8	2	16	9	74	4.6
2021-22	TOT	48	20	621	92	143	.643	0	0	.000	22	40	.550	83	181	264	21	12	37	35	206	4.3
2022-23	DEN	39	8	586	88	115	.765	1	1	1.000	22	48	.458	52	150	202	34	12	48	23	199	5.1
TOTALS		1,019	784	26,773	3,707	5,492	.675	2	13	.154	1,716	3,611	.475	3,053	7,291	10,344	966	549	1,379	1,524	9,132	9.0
AVERAGE		--	--	26.3	3.6	5.4	--	0.0	0.0	--	1.7	3.5	--	3.0	7.2	10.2	0.9	0.5	1.4	1.5	9.0	--

DEANDRE JORDAN - NBA POSTSEASON STATISTICS

SEASON	TEAM	GP	GS	MIN	FG	FGA	FG%	3PM	3PA	3P%	FT	FTA	FT%	OR	DR	TOT	A	ST	TO	BS	PTS	PPG
2011-12	LAC	11	11	249	21	40	.525	0	0	.000	8	24	.333	18	40	58	4	7	7	18	50	4.5
2012-13	LAC	6	6	144	10	22	.455	0	0	.000	2	9	.222	15	23	38	1	1	9	10	22	3.7
2013-14	LAC	13	13	442	46	63	.730	0	0	.000	33	76	.434	43	120	163	10	12	23	33	125	9.6
2014-15	LAC	14	14	482	58	81	.716	0	0	.000	67	157	.427	49	138	187	16	16	17	33	183	13.1
2015-16	LAC	6	6	198	24	38	.632	0	0	.000	22	59	.373	30	68	98	11	7	7	16	70	11.7
2016-17	LAC	7	7	264	43	61	.705	0	1	.000	22	56	.393	25	76	101	5	3	17	6	108	15.4
2020-21	BKN	0	0	0	0	0	.000	0	0	.000	0	0	.000	0	0	0	0	0	0	0	0	0.0
2021-22	PHI	3	2	31	5	5	1.000	0	0	.000	0	0	.000	1	6	7	1	0	2	2	10	3.3
2022-23	DEN	4	0	14	2	3	.667	0	0	.000	1	2	.500	0	4	4	1	0	2	1	5	1.3
TOTALS		64	59	1,821	209	313	.668	0	1	.000	155	383	.405	181	475	656	49	46	84	119	573	9.0
AVERAGE		--	--	28.5	3.3	4.9	--	0.0	0.0	--	2.4	6.0	--	2.8	7.4	10.2	0.8	0.7	1.3	1.9	9.0	--





	REG CAREER HIGHS		POST CAREER HIGHS		2022-23 REG HIGHS		2022-23 POST HIGHS
PTS	30 at BOS 2/14/18	PTS	26 vs. HOU 5/10/15	PTS	12 2 times (@ PHX, 4/6/23)	PTS	4 vs. MIN 4/16/23
FGM	12 3 times (@ NYK, 2/8/17)	FGM	9 2 times (vs. UTA, 4/30/17)	FGM	6 at PHX 4/6/23	FGM	2 vs. MIN 4/16/23
FGA	15 3 times (vs. OKC, 1/4/18)	FGA	12 vs. UTA 4/30/17	FGA	7 vs. IND 1/20/23	FGA	3 vs. MIN 4/16/23
3FGM	1 2 times (vs. UTA, 10/28/22)	3FGM	--	3FGM	1 vs. UTA 10/28/22	3FGM	--
3FGA	1 13 times (vs. UTA, 10/28/22)	3FGA	1 at UTA 4/23/17	3FGA	1 vs. UTA 10/28/22	3FGA	--
FTM	12 5 times (@ ORL, 12/14/16)	FTM	14 vs. HOU 5/10/15	FTM	3 vs. UTA 10/28/22	FTM	1 at MIN 4/23/23
FTA	34 vs. POR 11/30/15	FTA	34 vs. HOU 5/10/15	FTA	6 vs. UTA 10/28/22	FTA	2 at MIN 4/23/23
OREB	12 vs. MIN 12/6/17	OREB	8 at POR 4/29/16	OREB	4 2 times (@ DAL, 11/18/22)	OREB	--
DREB	20 2 times (@ NOP, 12/28/16)	DREB	17 at GSW 5/1/14	DREB	15 at DAL 11/20/22	DREB	4 at MIN 4/23/23
TREB	27 at DAL 2/9/15	TREB	22 at GSW 4/24/14	TREB	17 at DAL 11/20/22	TREB	4 at MIN 4/23/23
ASTS	9 2 times (@ SAS, 3/15/19)	ASTS	5 2 times (vs. POR, 4/20/16)	ASTS	3 2 times (vs. IND, 1/20/23)	ASTS	1 vs. MIN 4/16/23
STLS	5 vs. POR 11/8/14	STLS	4 2 times (@ HOU, 5/17/15)	STLS	3 at PHX 3/31/23	STLS	--
BLKS	9 at SAC 11/29/13	BLKS	5 3 times (@ GSW, 4/24/14)	BLKS	3 at POR 12/8/22	BLKS	1 vs. MIA 6/12/23
MINS	45 vs. POR 3/4/15	MINS	45 vs. GSW 4/19/14	MINS	34 at DAL 11/20/22	MINS	6 vs. MIN 4/16/23





2022-23 GAME-BY-GAME POSTSEASON STATISTICS (DEN)

DATE	OPP	P/S	MIN	FG	FGA	FG%	3PM	3PA	3P%	FT	FTA	FT%	OR	DR	TOT	A	ST	BS	TO	PF	+/-	PTS	WL	SCORE	
04/16/23	MIN	P	05:56	2	3	.667	0	0	.000	0	0	.000	0	0	0	1	0	0	2	2	7	4	W	109-80	
04/19/23	MIN																						W	122-113	
04/21/23	at MIN	P	0:28	0	0	.000	0	0	.000	0	0	.000	0	0	0	0	0	0	0	0	-4	0	W	120-111	
04/23/23	at MIN	P	4:05	0	0	.000	0	0	.000	1	2	.500	0	4	4	0	0	0	0	0	0	6	1	L	108-114 (OT)
04/25/23	MIN																						W	112-109	
04/29/23	PHX																						W	125-107	
05/01/23	PHX																						W	97-87	
05/05/23	at PHX																						L	114-121	
05/07/23	at PHX																						L	124-129	
05/09/23	PHX																						W	118-102	
05/11/23	at PHX																						W	125-100	
05/16/23	LAL																						W	132-126	
05/18/23	LAL																						W	108-103	
05/20/23	at LAL																						W	119-108	
05/22/23	at LAL																						W	113-111	
06/01/23	MIA																						W	104-93	
06/04/23	MIA																						L	108-111	
06/07/23	at MIA																						W	109-94	
06/09/23	at MIA																						W	108-95	
06/12/23	MIA	P	3:01	0	0	.000	0	0	.000	0	0	.000	0	0	0	0	0	1	0	0	-2	0	W	94-89	
2022	TTL	4-0	12	2	3	.667	0	0	.000	1	2	.500	0	4	4	1	0	1	2	2	7	5	16-4		
2022	AVG	--	3.0	0.5	0.8	--	0.0	0.0	--	0.2	0.5	--	0.0	1.0	1.0	0.2	0.0	0.2	0.5	0.5	1.8	1.2	--	--	






#11 BRAXTON KEY

Position: Forward
Height: 6'8"
Weight: 225
DOB: 2/14/1997
College: Virginia
Pro Experience: 2 Years

2022-23 STATS:
PPG: --
RPG: --
APG: --

2022-23:

Played in three games for Detroit ... Made his debut for the Detroit Pistons vs. NYK on 10/21, finishing with four points (1-1 FG's, 2-2 FT) in four minutes.

CAREER:

Has appeared in 14 NBA games for the Raptors, 76'ers, and Pistons ... Owns career averages of 5.9 points and 3.6 rebounds in 14.7 minutes ... Scored double-figures in points in four games, including a career-high 14 points in 19 minutes vs. DAL on 4/6/22 ... Posted a career-high three steals with 12 points, nine rebounds, and two assists in 28 minutes vs. IND on 4/3/22 ... Has grabbed nine rebounds twice in his career ... Registered at least one steal in eight of the 14 games he's played in.

CAREER TRANSACTIONS:

Signed a two-way contract with the Denver Nuggets on 7/18/23 ... Signed a two-way contract with the Detroit Pistons on 4/3/2022 ... Signed a 10-day contract with the Detroit Pistons on 3/24/2022 ... Assigned to the Delaware Blue Coats of the G-League on 1/11/2022 ... Signed a 10-day contract with the Philadelphia 76ers on 1/5/2022 ... Signed a contract with the Philadelphia 76ers on 10/12/21.

COLLEGE:

Career: Played two seasons at Alabama (2016-18) then two seasons at Virginia (2018-20), playing in 125 total games (78 starts) and averaging 8.56 points, 5.84 rebounds, and 1.77 assists in 26.6 minutes ... **2019-20 (Senior):** Started 25 of 27 games ... Averaged 9.9 points and team-high 7.4 rebounds ... Shot 43.5 percent from the field, 18.5 percent from 3-point range and 58.4 percent from the free throw line ... Missed three games due to wrist injury ... Earned All-ACC honorable mention honors ... Ranked sixth in the ACC in defensive rebounds (5.7) and 11th in rebounding (7.4) ... Recorded first career double-double with 14 points and 10 rebounds against JMU (11/10/19) ... Scored 18 points and added 10 rebounds for second double-double against Virginia Tech (1/4/20) ... Tallied a double-double with 10 points and 11 rebounds at Virginia Tech (2/26/20) ... Had season-high 19 points, going 4-of-6 beyond the arc, and added eight rebounds vs. Clemson (2/5/20) ... Scored 17 points and had a career-high four blocks vs. Boston College (2/19/20) ... Scored 14 points in a career-high 38 minutes vs. Vermont (11/19/19) ... Had team-high 16 points and eight rebounds at Boston College (1/7/20) ... Hit the game-winning free throw in overtime and had a career-high 12 rebounds vs. Notre Dame (2/11/20) ... **2018-19 (Junior):** Played 38 games, starting six ... Averaged 5.7 points and team-high 5.3 rebounds per game ... Shot 43.3 percent from the field, 30.5 percent from 3-point range and 73.1 percent from the free throw line ... Grabbed six or more boards in 21 games ... Led UVA in rebounds in 14 games ... Tied a career high with four steals vs. Dayton (11/22/18) ... Scored season-high 20 points vs. Florida State (1/5/19) ... Recorded season-highs in rebounds (10) and blocks (2) vs. Duke (2/9/19) ... Scored nine points, going 4-for-4 from the floor, and matched team-high with nine rebounds in win over Oklahoma (3/24/19) ... Scored six points and matched season-high with 10 rebounds in NCAA Championship win over Texas Tech (4/8/19) ... **2017-18 (Sophomore):** Played in 26 games, making 17 starts ... Sideline with a knee injury for the first 10 games of the season ... Averaged 7.0 points, 5.3 rebounds and 1.1 steals ... Shot 40.9 percent from the field, 25 percent from 3-point range and 66.7 percent from the free-throw line ... Registered a season high of 16 points and led the team in steals (3) while adding five rebounds and four assists in the win over Mississippi State (1/20/18) ... Led the team in scoring with 16 points to go along with five rebounds, two assists, two blocks and a steal vs. Arkansas (2/24/18) ... Registered a career-high four steals and led the team in rebounds (6), while adding a season-high nine points, three assists and one block vs. Vanderbilt (1/2/18) ... Went 4-of-5 from the floor to total 11 points and led the team in rebounds (8), while adding one assist and a block at then-No. 12 Auburn (2/21/18) ... **2016-17 (Freshman):** Played in all 34 games starting each of the last 30 ... Averaged a team-high 12 points, 5.7 rebounds and 2.5 assists ... Shot 43.3 percent from the field, 33 percent from 3-point range and 63.4 percent from the free-throw line ... Selected to the 2017 SEC All-Freshman team ... Tabbed the team's Most Outstanding Freshman ... Named SEC Freshman of the Week (1/30/17) ... Led Alabama in scoring 10 times, in assists in 11 games, in rebounding six times, and in blocks on nine occasions ... Recipient of the Commitment to Service Award and a Student Academic Achievement Award ... Led the team in minutes (29.8 mpg), double-figure scoring games (20) and 20-point games (3) ... Averaged 14.0 points and 6.1 rebounds per game in Southeastern Conference play ... Scored a career-high 26 points against Georgia (1/25/17) ... Added 11 points, six rebounds and four assists in the SEC Tournament semifinal loss to then-No. 8 Kentucky (3/11/17) ... Pulled down a career-best 11 rebounds to go along with seven points against Vanderbilt (1/7/17).

INTERNATIONAL:

On April 14, 2023, Key signed with Vaqueros de Bayamón of the Puerto Rican league ... Played in 17 games, starting in 16 ... Averaged 15.2 points, 7.5 rebounds, 4.1 assists, 2.2 steals, and 1.1 blocks in 31.3 minutes ... Posted 23 points (10-13 FG's, 2-3 FT) with four rebounds, two assists, three steals, and one block on 5/3/23 ... Registered 20+ points in four games ... Recorded 10+ rebounds in four games ... Collected five steals twice ... Finished with four double-doubles.

PERSONAL:

Son of Eric and Robin Key ... Father played basketball at Ohio University (1982) and Radford (1983-86) ... Has one brother, Austin.





BRAXTON KEY - NBA REGULAR SEASON STATISTICS

SEASON	TEAM	GP	GS	MIN	FG	FGA	FG%	3PM	3PA	3P%	FT	FTA	FT%	OR	DR	TOT	A	ST	TO	BS	PTS	PPG
2021-22	PHI	2	0	6	1	2	.500	0	1	.000	0	0	.000	1	1	2	1	1	2	0	2	1.0
Went from PHI to DET .																						
2021-22	DET	9	0	191	32	70	.457	6	20	.300	7	13	.538	12	36	48	10	9	9	11	77	8.6
2021-22	TOT	11	0	196	33	72	.458	6	21	.286	7	13	.538	13	37	50	11	10	11	11	79	7.2
2022-23	DET	3	0	9	1	1	1.000	0	0	.000	2	2	1.000	0	1	1	0	0	0	0	4	1.3
TOTALS		14	0	205	34	73	.466	6	21	.286	9	15	.600	13	38	51	11	10	11	11	83	5.9
AVERAGE		--	--	14.6	2.4	5.2	--	0.4	1.5	--	0.6	1.1	--	0.9	2.7	3.6	0.8	0.7	0.8	0.8	5.9	--

REG CAREER HIGHS

PTS	14 vs. DAL 4/6/22
FGM	5 4 times (@ PHI, 4/10/22)
FGA	12 at OKC 4/1/22
3FGM	1 6 times (@ PHI, 4/10/22)
3FGA	5 vs. PHI 3/31/22
FTM	3 vs. DAL 4/6/22
FTA	5 vs. DAL 4/6/22
OREB	3 at BKN 3/29/22
DREB	7 at IND 4/3/22
TREB	9 at IND 4/3/22
ASTS	3 at PHI 4/10/22
STLS	3 at IND 4/3/22
BLKS	3 vs. DAL 4/6/22
MINS	30 at OKC 4/1/22






#27 JAMAL MURRAY

Position: Guard	2022-23 STATS:
Height: 6'4"	PPG: 20.0
Weight: 215	RPG: 4.0
DOB: 2/23/1997	APG: 6.2
College: Kentucky	
Pro Experience: 7 Years	

2022-23: Appeared in 65 games (all-starts), averaging 20.0 points, 4.0 rebounds, a career-high 6.2 assists and 1.02 steals in 32.8 minutes ... Shot .454 from the field and .833 from free-throw line ... Recorded 10+ points and 10+ assists during five games ... Posted 20+ points in 34 games ... Made 5+ three-pointers in nine games this season, second behind Michael Porter Jr. (13) ... Recorded 400th career assist with 20 points, four rebounds, and one steal in 28 minutes vs. UTA on 4/8 ... Finished with 26 points (10-21 FG, 3-8 3FG, 3-3 FT), three rebounds, eight assists, two steals and a season-high tying two blocks in 41 minutes vs. GSW on 4/2 ... Passed former Denver Nuggets player Will Barton for franchise record in made threes on 3/10, finishing with a career and franchise total 845 (previous record was 804) ... Registered a season-high 41 points (15-24 FG, 7-12 3FG 4-4 FT), five rebounds and seven assists in 36 minutes vs. ATL on 2/4. Murray's 15 made FG's and seven made three-pointers were both season-highs ... Tallied 33 points (12-23 FG, 6-8 FT), five rebounds, eight assists, and one steal in 30 minutes vs. GSW on 2/2 ... Posted 25 points (11-21 FG 3-8 3FG), seven assists and a season-high tying three steals in 40 minutes at NOP on 1/24 ... Collected first career triple-double with 17 points, 10 rebounds, and 14 assists along with two steals in 29 minutes vs. IND on 1/20 ... Registered 25 points (7-15 FG, 3-7 3FG 8-8 FT), five rebounds, seven assists and two steals in 38 minutes at SAC on 12/27. Murray's eight made free-throws were a season-high and the fourth time in his career to go 8-8 from behind the arc ... Tallied 26 points (5-11 3FG, 7-8 FT), five rebounds, five assists and two steals in a season-high 43 minutes vs. PHX on Christmas day.

CAREER:
NBA: NBA Champion (2023) ... Holds career averages of 16.9 points, 3.7 rebounds and 4.2 assists while shooting .870 percent from beyond the arc in 31 minutes ... Has played in 410 career NBA games (336 starts) ... Owns four career double-doubles and one career triple-double... Earned All-Rookie Second Team honors for the 2016-17 season ... Named MVP of the BBVA Rising Stars Challenge at All-Star Weekend in New Orleans in 2017 ... Earned Rookie of the Month honors in November 2016 ... **2021-22:** Missed the 2021-22 season due to left knee injury recovery ... **2020-21:** Appeared in 48 games (all starts) averaging 21.2 points, 4.0 rebounds, 4.8 assists and 1.33 steals in 35.5 minutes per game while shooting 47.7% from the field and 40.8% from deep. He injured his left ACL on 4/12/21 at GSW, ending his 2020-21 season ... Posted 30 points on 12-24 shooting, including going 5-11 from three, six rebounds and four assists in 38 minutes vs. PHI on 3/30 ... Recorded 23 points on 10-18 FG's, a season-high 11 assists and three rebounds in 39 minutes at NOP on 3/26 ... Registered 20 points on 8-17 shooting, seven assists, two rebounds and one steal in 35 minutes at TOR on 3/24 ... Posted 34 points (12-20 FG's, 6-7 3FG's), five assists, four steals and two rebounds in 42 minutes vs. CHI on 3/19 ... Registered 30 points (11-20 FG's), four rebounds, four assists and two steals in 35 minutes at ATL on 2/21 ... Recorded a career-high 50 points (21-25 FG's, 8-10 3FG's), six rebounds, two assists and two steals in 38 minutes at CLE on 2/19 ... Registered 35 points (5-10 3FG's), nine rebounds and six assists in 40 minutes at WAS on 2/17 ... Posted 25 points (7-15 FG's, 7-7 FT's), six rebounds and four assists in 34 minutes vs. LAL on 2/14 ... Recorded 22 points on 8-19 FG's, five rebounds, five assists and two steals vs. OKC on 2/12 ... Registered 20 points on 9-14 shooting, seven assists and six rebounds in 35 minutes at SAS on 1/29 ... Recorded 26 points (10-22 FG's), including a game-tying three at the buzzer to force OT, six rebounds and five assists in 43 minutes at PHX on 1/23 ... Posted 18 points, a season-high tying nine rebounds, seven assists and three steals in 40 minutes at PHX on 1/22 ... Registered 36 points (13-20 FG's, 7-9 FT's), five rebounds, four assists and one steal in 36 minutes at MIN 1/3 ... Recorded 31 points (12-22 FG's), five assists, four rebounds and two steals in a season-high 41 minutes vs. PHX on 1/1 ... Tallied 21 points (7-14 FG's, 4-6 3FG's), five rebounds and two assists in 31 minutes vs. HOU on 12/28 ... Posted 23 points (9-20 FG's, 4-11 3FG's), five rebounds, three assists and one steal in 37 minutes vs. LAC on 12/25 ... **2019-20:** Appeared in 59 games (59 starts) holding averages of 18.5 points, 4.0 rebounds and 4.8 assists in 32.3 minutes per game while shooting 45.6% from the field ... Recorded 23 points, a career-high 12 rebounds and eight assists in his first game back in the NBA restart vs. UTA on 8/8 ... Tallied 25 points, six rebounds and five assists in 38 minutes at DAL on 3/11 ... Posted 21 points on 9-17 shooting, six assists, five rebounds and one steal in 39 minutes vs. MIL on 3/9 ... Recorded 22 points (17 in the first quarter), on 8-15 shooting and five assists in 37 minutes vs. TOR on 3/1 ... Posted 32 points on 13-25 shooting, 10 assists and three rebounds in 44 minutes vs. LAL on 2/12 ... Registered 26 points (23 in the second half), six assists and two rebounds in 34 minutes vs. SAS on 2/10 ... Recorded 36 points (14-17 FG's, 6-8 3FG's), five rebounds and five assists in 35 minutes at PHX on 2/8 ... Posted 31 points on 12-26 shooting, four assists and two rebounds in a season-high 43 minutes at UTA on 2/5 ... Returned after missing 10 games due to a left ankle sprain, posting 20 points on 6-9 shooting and six assists in 20 minutes vs. POR on 2/2 ... Registered a season-high tying 39 points (13-19 FG's, 101 FT's), four assists and two steals in 35 minutes at WAS on 1/4 ... Posted 22 points on 8-18 shooting, seven assists and five rebounds in 38 minutes at IND on 1/2 ... Tallied 28 points (9-19 FG's, 7-7 FT's), six rebounds and five assists in 37 minutes vs. MIN on 12/20 ... Recorded 22 points (11-19 FG's, 9-10 FT's), five rebounds and one steal in 36 minutes vs. ORL on 12/18 ... Posted 21 points (3-6 3FG's), five assists and three rebounds in 33 minutes at BKN on 12/8 ... Registered a season-high 39 points (7-12 3FG's), eight assists and three steals in 31 minutes at MEM on 11/17 ... Posted 22 points on 10-18 shooting, a season-high 11 assists, six rebounds and two blocks vs. PHI on 11/8 ... Recorded 22 points on 7-15 shooting, four rebounds and two assists in 31 minutes at ORL on 11/2 ... Registered 27 points (8-19 FG's, 9-11 FT's), seven rebounds and three assists in 41 minutes in the home opener vs. PHX on 10/25 ... **2018-19:** Appeared in 75 games (74 starts) holding averages of 18.2 points, 4.8 assists and 4.2 rebounds in 32.6 minutes per game while shooting 43.7% from the field ... Recorded 23 points on 7-15 shooting from the field, six assists and four rebounds in 36 minutes vs. POR on 4/5 ... Tallied 27 points (11-20 FG's), nine assists and five rebounds in 34 minutes at OKC on 3/29 ... Posted 33 points on 12-19 shooting, five assists and three rebounds in 38 minutes vs. DET on 3/26 ... Had 18 points (7-16 FG's), five rebounds and five assists in 33 minutes at NYK on 3/22 ... Registered 30 points (10-16 FG's, 4-6 3FG's), three rebounds and three steals in 32 minutes vs. MIN on 3/12 ... Recorded 25 points (6-10 3FG's), eight assists and two rebounds in 28 minutes at SAS on 3/4 ... Posted 20 points (9-9 FT's), four assists and three rebounds in 32 minutes vs. NOP on 3/2 ... Posted 25 points (7-11 3FG's), five assists and two rebounds in 29 minutes vs. CHI on 1/17 ... Tallied 36 points (32 in the second half), seven rebounds and six assists in 37 minutes at SAC on 1/3 ... Posted 46 points (16-24 FG's, 9-11 3FG's), eight assists and six rebounds in 40 minutes for his second career 40+ point game at PHX on 12/29 ... Registered 31 points, six rebounds and three assists in 40 minutes vs. SAS on 12/28 ... Recorded 22 points on 10-18 shooting, a career-high 15 assists and seven rebounds in 39 minutes vs. DAL on 12/18 ... Tallied 20 points, seven assists and five rebounds in 37 minutes at CHA on 12/7 ... Posted 31 (9-11 FT's), eight assists and four rebounds in a career-high tying 46 minutes at ORL on 12/5 ... Registered 21 points, eight assists and seven rebounds in 41 minutes at TOR on 12/3 ... Recorded 22 points, eight rebounds and eight assists in 40 minutes at OKC on 11/24 ... Posted 48 points (19-30 FG's, 5-11 3FG's), with five rebounds and four assists in 38 minutes vs. BOS on 11/5 ... Registered 23 points, five





rebounds, five steals and two assists vs. NOP on 10/29 ... Posted 26 points (9-18 FG's), five assists and three rebounds in 37 minutes in his home debut vs. PHX on 10/20 ... **2017-18:** Finished with 20 points, six rebounds and six assists at MIN on 4/11 ... Tallied 19 points, seven assists and three rebounds at LAC on 4/7 ... Posted 27 points on a perfect 10-10 from the free throw line and dished out seven assists vs. MIL on 4/1 ... Registered 25 points, six rebounds, three assists and two steals at WAS on 3/23 ... Tallied 16 points, seven assists and five rebounds in 29 minutes at CHI on 3/21 ... Posted 26 points with nine rebounds and two steals vs. DET on 3/15 ... Recorded 22 points (10-11 FT's), season-high eight assists and three rebounds vs. LAL on 3/9 ... Tallied 26 points on 9-12 shooting, five rebounds and five assists in 36 minutes at MIL on 2/13 ... Posted 18 points, seven assists and four rebounds in 32 minutes vs. CHA on 2/5 ... Registered 33 points (14-23 FG's), five assists and three rebounds in 34 minutes vs. OKC on 2/1 ... Recorded 38 points (14-19 FG's, 4-6 3FG's), six assists and five rebounds in 34 minutes vs. POR on 1/22 ... Posted 30 points (10- 17 FG's, 5-8 3FG's), five rebounds and two assists in 35 minutes vs. PHX on 1/19 ... Tallied 26 points on 9-13 shooting, six rebounds and three assists vs. UTA on 1/5 ... Recorded 31 points, eight rebounds, three assists and two blocks vs. PHI on 12/30 ... Filled the stat sheet with 21 points, eight assists and seven rebounds in a career-high 46 minutes at MIN on 12/27 ... Posted 22 points on 9-15 shooting, eight rebounds and two assists vs. UTA on 12/26 ... Had 30 points (10-17 FG's, 5-6 3FG's), four rebounds and three assists vs. MIN on 12/20 ... Tallied 28 points, a career-high 10 rebounds, four assists and three steals at BOS on 12/13 ... Posted 28 points shooting 11-19 from the field, four rebounds and three assists at DET on 12/12 ... Recorded 28 points going 5-8 from long distance, four rebounds and four assists vs. LAL on 12/2 ... Recorded 31 points on 13-18 shooting and dished out four assists vs. NOP on 11/17 ... Posted 32 points (12-21 FG's, 6-9 3FG's), four rebounds and one assist vs. ORL on 11/11 ... Registered 24 points on 8-10 shooting, three rebounds and two assists vs. TOR on 11/1 ... Posted 26 points (8-14 FG's) and five assists in 31 minutes at BKN on 10/29 ... Recorded 16 points, five assists and three rebounds in 33 minutes at CHA on 10/25 ... **2016-17:** Appeared in all 82 games (10 starts) during his rookie campaign, averaging 9.9 points, 2.6 rebounds and 2.1 assists in 21.5 minutes ... Only Nuggets player to play in all 82 games ... Recorded 27 points on 10-17 shooting, six assists and two rebounds in the season finale at OKC on 4/12 ... Posted 10 points along with 10 assists in 33 minutes at DAL on 4/11 ... Registered 30 points (13 in the fourth quarter) on 10-14 shooting, five assists and four rebounds in 38 minutes vs. NOP on 4/7 ... Posted 20 points and three rebounds in 23 minutes at SAS on 2/4 ... Tallied 18 points going 7-10 from the field in 23 minutes at PHX on 1/28 ... Had 22 points on 8-12 shooting in only 24 minutes at PHI on 12/5 ... Recorded 24 points (15 in the second quarter), six rebounds and two assists vs. CHI on 11/22 ... Posted 18 points (6-8 FG's), and four assists in 23 minutes vs. UTA on 11/20 ... Played 13 minutes pulling down four rebounds and scoring one points in his NBA debut at NOP on 10/26.

PLAYOFFS:

Career: Has appeared in 53 games (all starts), averaging 25 points, 5.0 rebounds, 6.3 assists, and 1.2 steals in 38.9 minutes ... Recorded eight career playoff double-doubles and one triple-double ... Owns career playoff shooting percentages of .473 from the field, .404 from the three, and .910 from the free-throw line ... Has posted two 50-point playoff games (both vs. UTA on 8/23/20 and 8/30/20) ... Has scored 40+ playoff points five times ... Recorded career-playoff-high 12 assists twice with the most recent coming in Game 4 of the NBA Finals vs. MIA on 6/9 ... Holds the record for most 20+ point fourth quarter playoff performances in the NBA since 1997 with four (the next closest being Michael Jordan and Allen Iverson with two each) ... **2022-23:** Appeared in 20 games, averaging 26.1 points, 5.7 rebounds, 7.1 assists, and 1.5 steals in 39.9 minutes ... Scored in double-figure points in all 20 games ... Collected at least one steal in 17 games ... Collected at least one assist in all 20 games and 5+ assists in 19 games ... Posted 24 points, eight rebounds, eight assists, and one block in 33 minutes during the playoff season opener vs. MIN on 4/16 ... Followed that game up with a playoff season-high 40 points (13-22 FG, 6-10 3FG, 8-9 FT), three rebounds, five assists, and two steals in 38 minutes vs. MIN on 4/19 ... Posted 34 points (13-24 FG, 6-10 3FG, 2-2 FT), with five rebounds, nine assists, and two steals in Game 1 of the Western Conference Semifinals vs. PHX on 4/29 ... Tallied 26 points, four rebounds, four assists, and four steals in 34 minutes during Game 6 of the Conference Semifinals vs. PHX on 5/11 ... Finished Game 2 in the WCF vs. LAL on 5/18 with 37 points (11-24 FG, 6-14 3FG, 9-10 FT), a series-high 10 rebounds, five assists, and tying his playoff season-high four steals in 43 minutes for his fourth career playoff double-double ... Tallied 25 points, three rebounds, five assists, two steals, and one block in 43 minutes in Game 4 of the WCF vs. LAL en route to the Nuggets' first NBA Finals appearance ... Recorded 26 points (11-22 FG, 2-7 3FG, 2-2 FT), six rebounds, 10 assists, and one steal in 44 minutes during NBA Finals debut ... Scored 15 points while grabbing three rebounds, 12 assists, and one steal in 42 minutes vs. MIA on 6/9 ... Tallied 34 points, 10 rebounds, 10 assists, and one steal for his first career playoff triple-double in 44 minutes during Game 3 of the NBA Finals vs. MIA on 6/7 ... Finished with 14 points, eight rebounds, eight assists, and one steal in final game of the NBA Finals ... Had 10 assists in Game 1, Game 2, and Game 3, and 12 assists in Game 4 of the NBA Finals ... **2022:** Missed the 2022 playoffs due to left knee recovery ... **2021:** Missed the 2021 playoffs due to injury ... **2020:** Started in all 19 games, averaging 26.5 points, 4.8 rebounds and 6.6 assists in 39.6 minutes ... Scored 50+ points twice, 40+ points four times, 30+ points six times and 20+ points 12 times while recording two double-doubles ... Tallied 32 points (12-20 FG's, 8-8 FT's), eight assists and three rebounds in 45 minutes vs. LAL on 9/24 ... Posted 28 points (10-17 FG's, 4-8 3FG's), a playoff career-high 12 assists, eight rebounds and two steals in 44 minutes in game three vs. LAL on 9/22 ... Tallied 25 points on 8-19 shooting, six rebounds, four assists and five rebounds in 40 minutes at LAL on 9/20 ... Recorded 40 points (15-26 FG's), five assists and four rebounds in 45 minutes in game seven at LAC on 9/15 ... Posted 26 points, eight rebounds and seven assists in 40 minutes at LAC on 9/11 ... Posted 50 points (7-24 FG's, 7-9 3FG's), for the second time in the series along with six assists and five rebounds in 43 minutes at UTA on 8/30 ... Recorded 42 points (33 in the second half) on 17-26 shooting, eight rebounds and eight assists in a must win game five vs. UTA on 8/25 ... Posted a Nuggets franchise high for a postseason game, 50 points on 18-31 shooting, 11 rebounds, seven assists and one block at UTA on 8/23 ... Recorded 36 points (13-20 FG's, 6-9 3FG's), nine assists and five rebounds in 40 minutes in Game 1 vs. UTA on 8/17 ... **2019:** Started in all 14 games, averaging 21.3 points, 4.4 rebounds, 4.7 assists and 1.00 steals in 36.3 minutes ... Scored 30+ points twice and 20+ points eight times while recording one double-double ... Finished with his first career playoff double-double, scoring 24 points, and 10 rebounds and five assists in 46 minutes in game six at POR on 5/9/19 ... Registered his second straight 30+ point game with a playoff career-high tying 34 points (10-20 FG, 11-11 FT), five rebounds and four assists in 38 minutes at POR in game four on 5/5/19 ... Posted 34 points, nine rebounds and five assists in 55 minutes a 4OT game three at POR on 5/3/19 ... Recorded his second straight 20+ game, scoring 23 points to go with four rebounds, seven assists and two steals in 28 minutes in game five vs. SAS on 4/25/19 ... Finished with a series-high tying 24 points, two rebounds and six assists in 33 minutes at SAS in game four ... Scoring 21 of his 24 points in the fourth quarter, Murray led the comeback in a game two win vs. SAS on 4/16/19, finishing with 24 points, two rebounds and four assists in 36 minutes.

CAREER TRANSACTIONS:

Signed a multi-year contract extension with the Denver Nuggets on 7/24/19 ... Signed a multi-year contract with the Denver Nuggets on 7/19/16 ... Selected by the Denver Nuggets in the first round (7th overall) in the 2016 NBA Draft.

COLLEGE:

2015-16 (Kentucky): All-SEC First Team and AP Third Team All-America selection in 2015-16 ... Led all major conference freshmen in scoring (20.0 ppg) ... His 113 threes made were second most by any freshman in NCAA history, trailing only Stephen Curry's record of 122 ... Set a UK freshman scoring record with 720 points ... Led the Wildcats in scoring (20.0 ppg), the highest individual scoring average at Kentucky in the John Calipari era and good for eighth all-time in UK history ... All-SEC First Team by the coaches and media, SEC All-Freshman Team, NABC and USBWA All-District ... Captured Second Team All-American accolades by USA Today and Scout.com and Third Team by AP ... Garnered Freshman All-America laurels by the USBWA and Sporting News ... A finalist for the Wayman Tisdale Award, recognizing the nation's top freshman ... Posted three 30-point games, the most by a freshman in Kentucky history ... His 35 points vs. Florida tied for the school scoring record for a freshman ... Had a three-pointer in every game this season, and set a SEC freshman record with 113 on the year, ranking second all-time in Kentucky history and second in NCAA freshman history.

NATIONAL TEAM:

A standout performer for his native Team Canada during the 2015 Pan Am Games, he averaged 16.0 points (5th in the tournament) and 2.4 assists over five games as Canada captured a silver medal ... Poured in 22 points -- all coming in the fourth quarter or overtime -- and added six assists as Canada advanced past the U.S. to the Pan Am Championship game ... Previously represented Canada in the 2014 FIBA U17 World Championship, posting 16.4 points, 4.6 rebounds and 2.9 assists, and in the 2013 FIBA U16 Worlds.





PERSONAL:

Son of Roger and Sylvia Murray ... Born on Feb. 23, 1997 ... Has a brother, Lamar ... Chose Kentucky over Oregon, Michigan, Michigan State, Maryland, NC State and Indiana ... If he wasn't a basketball player, he'd compete in track and field ... Points to his dad as his greatest influence in life ... Chose No. 23 growing up because it represents the date of his birthday ... Does not have a most memorable basketball moment because there are too many to list ... He meditates before every game.

JAMAL MURRAY - NBA REGULAR SEASON STATISTICS

SEASON	TEAM	GP	GS	MIN	FG	FGA	FG%	3PM	3PA	3P%	FT	FTA	FT%	OR	DR	TOT	A	ST	TO	BS	PTS	PPG
2016-17	DEN	82	9	1,765	295	730	.404	115	344	.334	106	120	.883	41	173	214	170	51	113	24	811	9.9
2017-18	DEN	81	80	2,565	479	1,062	.451	165	436	.378	229	253	.905	82	215	297	274	79	172	28	1,352	16.7
2018-19	DEN	75	74	2,447	513	1,173	.437	152	414	.367	189	223	.848	65	252	317	363	67	158	27	1,367	18.2
2019-20	DEN	59	59	1,904	408	894	.456	112	324	.346	163	185	.881	45	191	236	284	67	127	17	1,091	18.5
2020-21	DEN	48	48	1,704	378	792	.477	129	316	.408	133	153	.869	37	157	194	231	64	108	13	1,018	21.2
2021-22	DEN	0	0	0	0	0	0	0	0	0	0	0	0	0	0	0	0	0	0	0	0	0.0
2022-23	DEN	65	65	2,133	473	1,041	.454	172	432	.398	180	216	.833	48	209	257	400	66	145	16	1,298	20.0
TOTALS		410	335	12,514	2,546	5,692	.447	845	2,266	.373	1,000	1,150	.870	318	1,197	1,515	1,722	394	823	125	6,937	16.9
AVERAGE		--	--	30.5	6.2	13.9	--	2.1	5.5	--	2.4	2.8	--	0.8	2.9	3.7	4.2	1.0	2.0	0.3	16.9	--

JAMAL MURRAY - NBA POSTSEASON STATISTICS

SEASON	TEAM	GP	GS	MIN	FG	FGA	FG%	3PM	3PA	3P%	FT	FTA	FT%	OR	DR	TOT	A	ST	TO	BS	PTS	PPG
2018-19	DEN	14	14	508	107	252	.425	28	83	.337	56	62	.903	19	42	61	66	14	22	2	298	21.3
2019-20	DEN	19	19	753	186	368	.505	62	137	.453	70	78	.897	20	72	92	126	18	53	6	504	26.5
2020-21	DEN	0	0	0	0	0	0	0	0	0	0	0	0	0	0	0	0	0	0	0	0	0.0
2021-22	DEN	0	0	0	0	0	0	0	0	0	0	0	0	0	0	0	0	0	0	0	0	0.0
2022-23	DEN	20	20	799	194	410	.473	59	149	.396	75	81	.926	15	98	113	142	30	50	5	522	26.1
TOTALS		53	53	2,058	487	1,030	.473	149	369	.404	201	221	.910	54	212	266	334	62	125	13	1,324	25.0
AVERAGE		--	--	38.8	9.2	19.4	--	2.8	7.0	--	3.8	4.2	--	1.0	4.0	5.0	6.3	1.2	2.4	0.2	25.0	--

	REG CAREER HIGHS		POST CAREER HIGHS		2022-23 REG HIGHS		2022-23 POST HIGHS
PTS	50 at CLE 2/19/21	PTS	50 2 times (@ UTA, 8/30/20)	PTS	41 vs. ATL 2/4/23	PTS	40 vs. MIN 4/19/23
FGM	21 at CLE 2/19/21	FGM	18 at UTA 8/23/20	FGM	15 vs. ATL 2/4/23	FGM	15 at LAL 5/20/23
FGA	30 vs. BOS 11/5/18	FGA	32 at POR 5/3/19	FGA	29 vs. LAL 1/9/23	FGA	29 2 times (@ LAL, 5/20/23)
3FGM	9 at PHX 12/29/18	3FGM	9 2 times (@ UTA, 8/30/20)	3FGM	7 2 times (vs. ATL, 2/4/23)	3FGM	6 3 times (vs. LAL, 5/18/23)
3FGA	13 vs. LAC 2/26/23	3FGA	15 at UTA 8/23/20	3FGA	13 vs. LAC 2/26/23	3FGA	14 vs. LAL 5/18/23
FTM	10 4 times (vs. LAC, 1/12/20)	FTM	11 at POR 5/5/19	FTM	8 at SAC 12/27/22	FTM	9 vs. LAL 5/18/23
FTA	11 5 times (vs. LAC, 1/12/20)	FTA	11 at POR 5/5/19	FTA	9 vs. DAL 12/6/22	FTA	10 vs. LAL 5/18/23
OREB	5 vs. IND 1/20/23	OREB	4 3 times (@ UTA, 8/23/20)	OREB	5 vs. IND 1/20/23	OREB	3 2 times (@ MIA, 6/7/23)
DREB	10 2 times (vs. UTA, 8/8/20)	DREB	8 3 times (vs. MIA, 6/12/23)	DREB	9 vs. NYK 11/16/22	DREB	8 3 times (vs. MIA, 6/12/23)
TREB	12 vs. UTA 8/8/20	TREB	11 at UTA 8/23/20	TREB	10 vs. IND 1/20/23	TREB	10 2 times (@ MIA, 6/7/23)
ASTS	15 vs. DAL 12/18/18	ASTS	12 2 times (@ MIA, 6/9/23)	ASTS	14 vs. IND 1/20/23	ASTS	12 at MIA 6/9/23
STLS	6 vs. HOU 11/20/19	STLS	5 vs. SAS 4/13/19	STLS	3 4 times (@ SAS, 3/10/23)	STLS	4 2 times (vs. LAL, 5/18/23)
BLKS	3 vs. DAL 2/6/17	BLKS	2 at LAL 9/20/20	BLKS	2 4 times (vs. GSW, 4/2/23)	BLKS	1 5 times (@ LAL, 5/22/23)
MINS	46 vs. DAL 1/7/21	MINS	55 at POR 5/3/19	MINS	43 vs. PHX 12/25/22	MINS	45 at MIA 6/7/23





2022-23 GAME-BY-GAME REGULAR SEASON STATISTICS (DEN)


DATE	OPP	P/S	MIN	FG	FGA	FG%	3PM	3PA	3P%	FT	FTA	FT%	OR	DR	TOT	A	ST	BS	TO	PF	+/-	PTS	WL	SCORE	
10/19/22	at UTA	S	25:55	5	13	.385	1	4	.250	1	1	1.000	1	1	2	1	2	0	3	0	-19	12	L	102-123	
10/21/22	at GSW	S																					W	128-123	
10/22/22	OKC	S	27:30	6	12	.500	1	4	.250	3	4	.750	0	4	4	5	2	0	5	0	10	16	W	122-117	
10/24/22	at POR	S	26:37	3	12	.250	2	4	.500	0	2	.000	0	2	2	1	0	0	2	-15	8	8	L	110-135	
10/26/22	LAL	S	27:43	6	15	.400	1	7	.143	0	0	.000	0	4	4	6	2	0	4	1	17	13	W	110-99	
10/28/22	UTA	S	20:33	5	9	.556	2	4	.500	1	2	.500	0	1	1	1	0	0	0	0	0	0	13	W	117-101
10/30/22	at LAL	S	31:31	9	21	.429	3	7	.429	0	0	.000	0	4	4	5	0	0	1	1	13	21	L	110-121	
11/03/22	at OKC	S	32:57	8	19	.421	4	6	.667	4	4	1.000	1	4	5	2	0	0	2	0	2	24	W	122-110	
11/05/22	SAS	S	23:02	6	10	.600	1	3	.333	0	0	.000	1	0	1	9	0	0	1	0	17	13	W	126-101	
11/07/22	at SAS	S	31:38	9	17	.529	0	3	.000	1	3	.333	1	4	5	6	1	0	4	1	10	19	W	115-109	
11/09/22	at IND	S	29:47	6	15	.400	1	2	.500	5	5	1.000	3	5	8	4	3	0	3	0	-3	18	W	122-119	
11/11/22	at BOS	S	34:42	6	17	.353	1	5	.200	1	2	.500	0	4	4	10	0	0	2	-12	14	L	112-131		
11/13/22	at CHI	S	32:10	9	18	.500	2	6	.333	3	3	1.000	1	1	2	2	2	0	2	2	10	23	W	126-103	
11/16/22	NYK	S	32:31	7	20	.350	3	7	.429	4	4	1.000	0	9	9	6	1	1	3	1	-1	21	L	103-106	
11/18/22	at DAL	S																					L	99-127	
11/20/22	at DAL	S																					W	98-97	
11/22/22	DET	S	34:23	3	12	.250	0	2	.000	4	5	.800	0	1	1	8	2	1	2	3	13	10	L	108-110	
11/23/22	at OKC	S																					W	131-126 (OT)	
11/25/22	at LAC	S	33:36	9	21	.429	3	9	.333	0	0	.000	1	5	6	9	1	0	1	2	22	21	W	114-104	
11/28/22	HOU	S	25:28	11	17	.647	4	8	.500	5	6	.833	0	2	2	5	1	1	2	3	7	31	W	129-113	
11/30/22	HOU	S	30:38	9	15	.600	4	6	.667	4	5	.800	1	3	4	2	0	0	2	8	26	W	120-100		
12/02/22	at ATL	S	33:17	7	14	.500	2	5	.400	4	5	.800	0	3	3	7	1	0	2	2	-1	20	L	109-117	
12/04/22	at NOP	S	32:38	6	17	.353	3	8	.375	3	4	.750	0	4	4	5	0	2	3	2	-7	18	L	106-121	
12/06/22	DAL	S	30:18	2	11	.182	0	5	.000	7	9	.778	0	2	2	5	1	0	2	5	15	11	L	115-116	
12/08/22	at POR	S	35:15	8	21	.381	3	10	.300	2	3	.667	2	3	5	8	1	0	2	0	16	21	W	121-120	
12/10/22	UTA	S	36:19	13	19	.684	1	3	.333	3	3	1.000	1	3	4	5	0	0	1	2	11	30	W	115-110	
12/14/22	WAS	S	30:15	2	6	.333	1	3	.333	0	0	.000	0	4	4	6	0	0	0	2	19	5	W	141-128	
12/16/22	at LAL	S	35:44	8	16	.500	2	6	.333	5	7	.714	1	4	5	6	1	0	5	0	-18	23	L	108-126	
12/18/22	CHA	S	34:49	2	11	.182	0	6	.000	2	4	.500	0	1	1	11	0	0	3	0	12	6	W	119-115	
12/20/22	MEM	S																					W	105-91	
12/23/22	POR	S	39:19	9	17	.529	3	5	.600	4	6	.667	0	8	8	12	2	0	3	2	20	25	W	120-107	
12/25/22	PHX	S	43:11	7	19	.368	5	11	.455	7	8	.875	0	5	5	5	2	1	3	0	2	26	W	128-125 (OT)	
12/27/22	at SAC	S	37:49	7	15	.467	3	7	.429	8	8	1.000	1	4	5	7	2	0	1	1	5	25	W	113-106	
12/28/22	at SAC	S																					L	126-127	
12/30/22	MIA	S	33:33	4	9	.444	1	3	.333	5	5	1.000	0	2	2	6	0	0	3	2	-9	14	W	124-119	
01/01/23	BOS	S																					W	123-111	
01/02/23	at MIN	S	35:53	6	12	.500	1	3	.333	1	1	1.000	1	2	3	4	1	0	2	0	-5	14	L	111-124	
01/05/23	LAC	S	21:21	7	10	.700	4	5	.800	0	0	.000	0	4	4	1	0	0	0	2	21	18	W	122-91	
01/06/23	CLE	S	32:23	7	13	.538	2	5	.400	2	2	1.000	2	2	4	2	1	2	1	3	7	18	W	121-108	
01/09/23	LAL	S	35:33	13	29	.448	5	9	.556	3	4	.750	4	3	7	4	2	0	3	2	3	34	W	122-109	
01/11/23	PHX	S	25:29	6	13	.462	2	5	.400	2	3	.667	0	2	2	6	0	0	2	1	20	16	W	126-97	
01/13/23	at LAC	S	39:06	8	17	.471	4	7	.571	4	4	1.000	3	5	8	4	0	0	3	0	3	24	W	115-103	
01/15/23	ORL	S	38:23	6	17	.353	3	10	.300	3	3	1.000	2	2	4	7	0	0	4	4	-9	18	W	119-116	
01/17/23	POR	S	30:16	6	15	.400	3	7	.429	2	2	1.000	0	5	5	7	2	1	0	1	13	17	W	122-113	
01/18/23	MIN	S	33:18	10	18	.556	2	5	.400	6	6	1.000	0	2	2	4	2	0	1	0	-13	28	W	122-118	
01/20/23	IND	S	29:28	4	8	.500	2	2	1.000	7	7	1.000	5	5	10	14	2	0	3	1	15	17	W	134-111	
01/22/23	OKC	S	38:17	11	23	.478	1	6	.167	3	4	.750	0	5	5	9	0	0	1	1	-4	26	L	99-101	
01/24/23	at NOP	S	40:13	11	21	.524	3	8	.375	0	0	.000	0	1	1	7	3	0	2	0	6	25	W	99-98	
01/25/23	at MIL	S																					L	99-107	
01/28/23	at PHI	S	38:48	7	16	.438	2	7	.286	6	7	.857	1	3	4	6	1	0	4	3	-14	22	L	119-126	
01/31/23	NOP	S	35:44	10	21	.476	7	12	.583	5	5	1.000	1	4	5	6	0	0	5	1	18	32	W	122-113	
02/02/23	GSW	S	30:17	12	23	.522	3	11	.273	6	8	.750	0	5	5	8	1	0	1	3	14	33	W	134-117	
02/04/23	ATL	S	36:02	15	24	.625	7	12	.583	4	4	1.000	1	4	5	7	1	0	1	0	25	41	W	128-108	
02/05/23	at MIN	S																					L	98-128	
02/07/23	MIN	S																					W	146-112	
02/09/23	at ORL	S																					L	104-115	
02/11/23	at CHA	S																					W	119-105	
02/13/23	at MIA	S																					W	112-108	
02/15/23	DAL	S																					W	118-109	
02/23/23	at CLE	S	33:10	6	19	.316	3	11	.273	1	2	.500	0	1	1	9	2	0	2	2	13	16	W	115-109	
02/25/23	at MEM	S	25:01	3	13	.231	1	5	.200	1	1	1.000	2	1	3	4	1	0	1	1	-13	8	L	94-112	
02/26/23	LAC	S	41:12	8	22	.364																			



2022-23 GAME-BY-GAME POSTSEASON STATISTICS (DEN)

DATE	OPP	P/S	MIN	FG	FGA	FG%	3PM	3PA	3P%	FT	FTA	FT%	OR	DR	TOT	A	ST	BS	TO	PF	+/-	PTS	WL	SCORE
04/16/23	MIN	S	33:09	9	22	.409	4	10	.400	2	2	1.000	0	8	8	8	0	1	1	3	24	24	W	109-80
04/19/23	MIN	S	38:57	13	22	.591	6	10	.600	8	9	.889	0	3	3	5	2	0	4	3	1	40	W	122-113
04/21/23	at MIN	S	38:12	7	16	.438	1	6	.167	3	4	.750	0	6	6	9	2	1	3	3	3	18	W	120-111
04/23/23	at MIN	S	40:46	8	21	.381	2	7	.286	1	1	1.000	1	6	7	5	0	0	3	1	-3	19	L	108-114 (OT)
04/25/23	MIN	S	41:08	12	23	.522	5	9	.556	6	6	1.000	1	3	4	5	1	0	2	2	-5	35	W	112-109
04/29/23	PHX	S	36:49	13	24	.542	6	10	.600	2	2	1.000	1	4	5	9	2	0	3	2	13	34	W	125-107
05/01/23	PHX	S	39:11	3	15	.200	0	9	.000	4	4	1.000	0	4	4	8	0	0	3	0	14	10	W	97-87
05/05/23	at PHX	S	40:53	13	29	.448	1	6	.167	5	6	.833	1	5	6	5	1	1	2	3	5	32	L	114-121
05/07/23	at PHX	S	42:05	13	25	.520	1	3	.333	1	2	.500	3	2	5	7	1	0	0	2	5	28	L	124-129
05/09/23	PHX	S	36:42	7	15	.467	2	4	.500	3	3	1.000	0	5	5	6	1	0	2	1	23	19	W	118-102
05/11/23	at PHX	S	34:44	7	16	.438	4	7	.571	8	8	1.000	0	4	4	4	4	0	3	1	6	26	W	125-100
05/16/23	LAL	S	37:03	12	20	.600	4	8	.500	3	3	1.000	1	4	5	5	3	1	1	5	3	31	W	132-126
05/18/23	LAL	S	42:42	11	24	.458	6	14	.429	9	10	.900	2	8	10	5	4	0	3	1	8	37	W	108-103
05/20/23	at LAL	S	41:36	15	29	.517	5	11	.455	2	2	1.000	0	7	7	6	2	0	1	2	18	37	W	119-108
05/22/23	at LAL	S	43:12	10	18	.556	0	4	.000	5	5	1.000	0	3	3	5	2	1	2	3	11	25	W	113-111
06/01/23	MIA	S	44:04	11	22	.500	2	7	.286	2	2	1.000	1	5	6	10	1	0	3	2	9	26	W	104-93
06/04/23	MIA	S	38:49	7	15	.467	3	8	.375	1	1	1.000	1	3	4	10	1	0	1	2	-2	18	L	108-111
06/07/23	at MIA	S	44:35	12	22	.545	3	6	.500	7	8	.875	3	7	10	10	1	0	7	2	14	34	W	109-94
06/09/23	at MIA	S	42:39	5	17	.294	2	3	.667	3	3	1.000	0	3	3	12	1	0	0	1	22	15	W	108-95
06/12/23	MIA	S	41:15	6	15	.400	2	7	.286	0	0	.000	0	8	8	8	1	0	6	2	12	14	W	94-89
2022	TTL	20-20	789	194	410	.473	59	149	.396	75	81	.926	15	98	113	142	30	5	50	41	181	522	16-4	
2022	AVG	--	39.5	9.7	20.5	--	3.0	7.5	--	3.8	4.0	--	0.8	4.9	5.7	7.1	1.5	0.2	2.5	2.0	9.1	26.1	--	--



#22 ZEKE NNAJI

Position: Forward
Height: 6'11"
Weight: 240
DOB: 1/9/2001
College: Arizona
Pro Experience: 3 Years

2022-23 STATS:
PPG: 5.2
RPG: 2.6
APG: 0.3

2022-23:

Appeared in 53 games (five starts), averaging 5.2 points and 2.6 rebounds in 13.7 minutes ... Scored 10+ points in eight games and had 10+ rebounds in one game ... Registered a career-high 18 points (8-16 FG) and seven rebounds in 26 minutes vs. SAC on 4/9 ... Posted 12 points (3-5 FG 2-3 3FG), a season-high 10 rebounds and a career-high tying two blocks in 28 minutes vs. OKC on 1/22 ... Finished with seven points, three rebounds and a season-high three steals in 26 minutes vs. IND on 1/20 ... Recorded 13 points (5-6 FG), six rebounds and a career-high tying two assists in 24 minutes vs. LAC on 1/5 ... Tallied 14 points (7-9 FG) and three rebounds in a season-high 31 minutes at SAC on 12/28.

CAREER:

NBA: NBA Champion (2023) ... Appeared in 136 games (seven starts) and owns career averages of 5.0 points and 2.6 rebounds in 13.4 minutes ... **2021-22:** Played in 41 games (one start), averaging 6.6 points and 3.6 rebounds in 17.0 minutes ... Scored 20+ points once and grabbed 10+ rebounds twice ... Posted 11 points on 5-9 shooting and grabbed seven rebounds in 24 minutes vs. NYK on 2/8 ... Tallied 12 points on a perfect 5-5 shooting and grabbed three rebounds in 17 minutes vs. DET on 1/23 ... Posted 16 points on 6-8 shooting along with nine rebounds and one steal in 22 minutes vs. POR on 1/13 ... Tallied 13 points on 5-8 shooting, nine rebounds, and one block vs. MIN on 12/15 ... Posted a career-high 21 points (7-13 FG's, 5-9 3FG's), eight rebounds at two steals in 34 minutes at NYK on 12/4 ... Recorded eight points along with a career-high 10 rebounds in 18 minutes vs. POR on 11/14 ... Posted a career-high 19 points (7-10 FG's), five rebounds and one block in 20 minutes off the bench vs. IND on 11/10 ... **2020-21:** Appeared in 42 games (one start), averaging 3.2 points and 1.5 rebounds in 9.5 minutes ... Recorded eight points, two rebounds and two assists in 21 minutes at DET on 5/14 ... Posted seven points and a career-high seven rebounds in 19 minutes at TOR on 3/24 ... Registered eight points (3-3 FG's, 2-2 3FG's), one assist and one steal in 11 minutes vs. CHI on 3/19 ... Posted 10 points on 4-8 shooting, three rebounds and one steal in 24 minutes vs. POR on 2/23 ... Recorded a career-high 16 points (5-7 FG's, 4-5 3FG's), three rebounds and one steal in a career-high 24 minutes vs. LAL on 2/14 ... Posted 14 points (5-7 FG's, 4-6 3FG's), and one rebound in 19 minutes vs. CLE on 2/10.

PLAYOFFS:

Career: Has appeared in 12 games, over three playoff runs, averaging 1.7 points in 3.3 minutes ... **2023:** Appeared in five games in three series ... Recorded five points with one rebound and one steal vs. MIN on 4/16 ... **2022:** Appeared in two games, averaging 1.5 points in 4.5 minutes in the first round vs. GSW ... Scored three points (1-1 FG, 1-1 3FG) in four minutes in game one at GSW on 4/16 ... **2021:** Played in five games, averaging 2.4 points, 0.4 rebounds and 0.4 assists 3.6 minutes ... Made his NBA Playoff debut on 5/24/21 vs. POR, getting one steal while playing three minutes.

CAREER TRANSACTIONS:

Signed a multi-year contract with the Denver Nuggets on 11/30/20 ... Selected by the Denver Nuggets in the first round (22nd overall) of the 2020 NBA Draft.

COLLEGE:

2019-20 (Freshman): Named Pac-12 Freshman of the Year ... became the fifth Arizona player under head coach Sean Miller and the 10th Arizona player overall to be named the Pac-12's top freshman ... Also named First Team All-Pac-12 and part of the Pac-12 All-Freshman team ... Pac-12 Newcomer of the Year according to the Associated Press ... Landed on the NABC and USBWA All-District teams ... Led the Pac-12 with 14 double-doubles, a total that ranks second in school history among freshmen (Ayton – 24) ... Ranked ninth in the Pac-12 in scoring (16.1) and fifth in rebounding (8.6) ... In Pac-12 play, he was the top rebounder (9.2) and finished seventh in scoring (16.1) ... Led the team in blocked shots (28) ... Started all 32 games and scored in double figures in 29 games, including 10 games of 20 or more points ... Shot 57.0 percent from the floor for the season to rank fourth in the Pac-12 and sixth in school history among freshmen ... Made 152 free throws out of 200 attempts to lead the team in both categories and finish third among all freshmen in Arizona history ... In his first collegiate game, he scored 20 points on 9-of-12 shooting from the floor against Northern Arizona (11/6), becoming the first UA freshman since Hassan Adams in 2002 to score 20 or more points in his first college game ... Posted first double-double with 26 points and 11 rebounds while shooting a perfect 8-of-8 from the floor and 10-of-12 at the free throw line ... Against No. 6 Gonzaga (12/14), he posted 16 points and 17 rebounds ... Made it three straight double-doubles with 17 points and 11 rebounds against Arizona State (1/4) ... His fourth consecutive double-double game at Oregon, where he registered 11 points and 14 rebounds ... Had back-to-back 20-point efforts with 21 points at Oregon State (1/12) and 24 points against Utah (1/16).

PERSONAL:

Born in Hopkins, MN on 1/9/01 ... Son of Alphan and Janel Nnaji ... Has a younger sister, Maya ... Has played piano since the first grade and composes his own music ... His uncle, Obiora Nnaji, played center at the University of Florida.





ZEKE NNAJI - NBA REGULAR SEASON STATISTICS

SEASON	TEAM	GP	GS	MIN	FG	FGA	FG%	3PM	3PA	3P%	FT	FTA	FT%	OR	DR	TOT	A	ST	TO	BS	PTS	PPG
2020-21	DEN	42	1	397	50	104	.481	24	59	.407	12	15	.800	14	51	65	10	8	7	4	136	3.2
2021-22	DEN	41	1	698	96	186	.516	37	80	.463	41	65	.631	56	91	147	17	16	23	13	270	6.6
2022-23	DEN	53	5	728	110	196	.561	17	65	.262	40	62	.645	65	73	138	18	17	31	23	277	5.2
TOTALS		136	7	1,821	256	486	.527	78	204	.382	93	142	.655	135	215	350	45	41	61	40	683	5.0
AVERAGE		--	--	13.4	1.9	3.6	--	0.6	1.5	--	0.7	1.0	--	1.0	1.6	2.6	0.3	0.3	0.4	0.3	5.0	--

ZEKE NNAJI - NBA POSTSEASON STATISTICS

SEASON	TEAM	GP	GS	MIN	FG	FGA	FG%	3PM	3PA	3P%	FT	FTA	FT%	OR	DR	TOT	A	ST	TO	BS	PTS	PPG
2020-21	DEN	5	0	18	4	8	.500	3	7	.429	1	2	.500	1	1	2	2	1	0	0	12	2.4
2021-22	DEN	2	0	9	1	1	1.000	1	1	1.000	0	0	.000	0	0	0	0	0	0	0	3	1.5
2022-23	DEN	5	0	12	2	4	.500	1	3	.333	0	0	.000	0	2	2	0	1	1	0	5	1.0
TOTALS		12	0	37	7	13	.538	5	11	.455	1	2	.500	1	3	4	2	2	1	0	20	1.7
AVERAGE		--	--	3.1	0.6	1.1	--	0.4	0.9	--	0.1	0.2	--	0.1	0.2	0.3	0.2	0.2	0.1	0.0	1.7	--

	REG CAREER HIGHS		POST CAREER HIGHS		2022-23 REG HIGHS		2022-23 POST HIGHS
PTS	21 at NYK 12/4/21	PTS	6 at PHX 6/9/21	PTS	18 vs. SAC 4/9/23	PTS	5 vs. MIN 4/16/23
FGM	8 vs. SAC 4/9/23	FGM	2 2 times (vs. MIN, 4/16/23)	FGM	8 vs. SAC 4/9/23	FGM	2 vs. MIN 4/16/23
FGA	16 vs. SAC 4/9/23	FGA	2 5 times (vs. PHX, 4/29/23)	FGA	16 vs. SAC 4/9/23	FGA	2 2 times (vs. PHX, 4/29/23)
3FGM	5 at NYK 12/4/21	3FGM	1 5 times (vs. MIN, 4/16/23)	3FGM	2 2 times (vs. SAC, 4/9/23)	3FGM	1 vs. MIN 4/16/23
3FGA	9 2 times (vs. SAC, 4/9/23)	3FGA	2 3 times (vs. PHX, 4/29/23)	3FGA	9 vs. SAC 4/9/23	3FGA	2 vs. PHX 4/29/23
FTM	5 2 times (vs. MEM, 1/21/22)	FTM	1 at PHX 6/9/21	FTM	4 vs. OKC 1/22/23	FTM	--
FTA	8 vs. OKC 1/22/23	FTA	2 at PHX 6/9/21	FTA	8 vs. OKC 1/22/23	FTA	--
OREB	6 2 times (vs. POR, 1/17/23)	OREB	1 at POR 5/29/21	OREB	6 2 times (vs. POR, 1/17/23)	OREB	--
DREB	8 vs. LAL 1/15/22	DREB	1 3 times (@ PHX, 5/11/23)	DREB	7 vs. OKC 1/22/23	DREB	1 2 times (@ PHX, 5/11/23)
TREB	11 vs. LAL 1/15/22	TREB	2 at POR 5/29/21	TREB	10 vs. OKC 1/22/23	TREB	1 2 times (@ PHX, 5/11/23)
ASTS	2 10 times (vs. PHI, 3/27/23)	ASTS	2 at POR 5/29/21	ASTS	2 2 times (vs. PHI, 3/27/23)	ASTS	--
STLS	4 at SAC 3/9/22	STLS	1 2 times (vs. MIN, 4/16/23)	STLS	3 vs. IND 1/20/23	STLS	1 vs. MIN 4/16/23
BLKS	2 5 times (vs. ATL, 2/4/23)	BLKS	--	BLKS	2 3 times (vs. ATL, 2/4/23)	BLKS	--
MINS	34 at NYK 12/4/21	MINS	6 at PHX 6/9/21	MINS	31 at SAC 12/28/22	MINS	4 vs. MIN 4/16/23





2022-23 GAME-BY-GAME REGULAR SEASON STATISTICS (DEN)

DATE	OPP	P/S	MIN	FG	FGA	FG%	3PM	3PA	3P%	FT	FTA	FT%	OR	DR	TOT	A	ST	BS	TO	PF	+/-	PTS	WL	SCORE	
10/19/22	at UTA	P	1:28	0	0	.000	0	0	.000	0	0	.000	0	0	0	0	0	0	0	0	0	-4	0	L	102-123
10/21/22	at GSW																							W	128-123
10/22/22	OKC	P	9:14	2	3	.667	0	0	.000	0	0	.000	0	0	0	0	0	0	0	1	4	-10	4	W	122-117
10/24/22	at POR	P	4:07	2	3	.667	0	1	.333	0	0	.000	0	0	0	0	0	1	0	0	3	-3	4	L	110-135
10/26/22	LAL	P	2:46	0	0	.000	0	0	.000	0	0	.000	0	0	0	0	0	0	0	0	0	-7	0	W	110-99
10/28/22	UTA	P	2:00	0	1	.000	0	1	.000	0	0	.000	0	0	0	0	0	0	0	0	0	-3	0	W	117-101
10/30/22	at LAL																							L	110-121
11/03/22	at OKC	P	5:29	1	3	.333	0	0	.000	2	2	1.000	3	2	5	0	0	0	0	0	0	4	4	W	122-110
11/05/22	SAS																							W	126-101
11/07/22	at SAS																							W	115-109
11/09/22	at IND																							W	122-119
11/11/22	at BOS	P	2:02	0	1	.000	0	1	.000	0	0	.000	0	1	1	0	1	0	1	0	0	-1	0	L	112-131
11/13/22	at CHI	P	3:25	2	2	1.000	0	0	.000	0	0	.000	1	0	1	0	0	0	0	1	1	-1	4	W	126-103
11/16/22	NYK	P	26:17	5	7	.714	1	3	.333	2	3	.667	2	1	3	0	1	0	0	2	5	2	13	L	103-106
11/18/22	at DAL	P	21:17	2	2	1.000	0	0	.000	0	0	.000	1	0	1	1	0	0	0	1	1	-18	4	L	99-127
11/20/22	at DAL	P	15:45	2	4	.500	1	1	1.000	0	0	.000	0	0	0	1	0	1	1	3	6	5	W	98-97	
11/22/22	DET	P	19:27	4	6	.667	0	0	.000	0	0	.000	3	1	4	0	0	0	0	1	1	-23	8	L	108-110
11/23/22	at OKC	P	15:21	3	5	.600	0	0	.000	2	2	1.000	2	0	2	0	0	0	0	0	3	-1	8	W	131-126 (OT)
11/25/22	at LAC	P	15:36	2	5	.400	0	2	.000	2	2	1.000	1	1	2	0	0	0	0	0	1	-9	6	W	114-104
11/28/22	HOU	P	17:44	7	12	.583	1	4	.250	0	1	.000	2	1	3	0	0	0	0	1	2	9	15	W	129-113
11/30/22	HOU	P	3:06	0	0	.000	0	0	.000	0	0	.000	1	0	1	0	0	0	1	0	0	-3	0	W	120-100
12/02/22	at ATL																							L	109-117
12/04/22	at NOP	P	2:03	0	1	.000	0	1	.000	0	0	.000	0	1	1	1	0	1	0	0	2	0	0	L	106-121
12/06/22	DAL	P	13:55	1	1	1.000	0	0	.000	0	0	.000	1	0	1	1	0	1	1	1	1	-3	2	L	115-116
12/08/22	at POR																							W	121-120
12/10/22	UTA																							W	115-110
12/14/22	WAS	P	1:44	0	0	.000	0	0	.000	2	2	1.000	1	1	2	0	0	0	0	0	0	-3	2	W	141-128
12/16/22	at LAL	P	2:26	0	1	.000	0	0	.000	0	0	.000	0	0	0	0	0	0	0	0	1	2	0	L	108-126
12/18/22	CHA																							W	119-115
12/20/22	MEM	P	10:55	0	0	.000	0	0	.000	3	4	.750	1	1	2	1	0	0	0	0	1	1	3	W	105-91
12/23/22	POR	P	12:17	1	1	1.000	0	0	.000	1	2	.500	0	1	1	0	0	0	0	1	2	5	3	W	120-107
12/25/22	PHX	P	08:35	0	0	.000	0	0	.000	0	0	.000	0	0	0	0	0	0	0	0	3	-9	0	W	128-125 (OT)
12/27/22	at SAC	S	15:20	0	3	.000	0	1	.000	0	0	.000	3	3	6	0	0	0	0	1	6	2	0	W	113-106
12/28/22	at SAC	S	30:55	7	9	.778	0	1	.000	0	0	.000	2	1	3	0	1	1	1	1	2	2	14	L	126-127
12/30/22	MIA																							W	124-119
01/01/23	BOS	P	12:22	1	1	1.000	0	0	.000	0	0	.000	0	1	1	0	0	1	0	1	5	2	W	123-111	
01/02/23	at MIN	P	12:24	1	3	.333	0	1	.000	1	2	.500	2	0	2	0	1	0	2	2	0	3	L	111-124	
01/05/23	LAC	P	23:49	5	6	.833	0	1	.000	3	3	1.000	2	4	6	2	1	1	0	5	13	13	W	122-91	
01/06/23	CLE	P	6:41	0	1	.000	0	1	.000	0	0	.000	0	0	0	0	0	0	0	1	1	-4	0	W	121-108
01/09/23	LAL	P	12:50	3	5	.600	0	0	.000	0	0	.000	2	1	3	0	0	2	0	3	3	6	W	122-109	
01/11/23	PHX	P	19:42	6	9	.667	1	3	.333	2	2	1.000	0	1	1	0	0	1	0	1	12	15	W	126-97	
01/13/23	at LAC	P	19:04	3	5	.600	0	0	.000	3	5	.600	6	1	7	0	0	1	0	1	0	9	W	115-103	
01/15/23	ORL	P	15:36	4	4	1.000	1	1	1.000	0	0	.000	0	1	1	1	0	0	0	2	-8	9	W	119-116	
01/17/23	POR	P	13:32	3	8	.375	1	4	.250	0	2	.000	6	0	6	0	0	0	0	0	1	-10	7	W	122-113
01/18/23	MIN	P	16:02	3	4	.750	1	1	1.000	0	2	.000	0	0	0	0	0	0	0	1	2	-13	7	W	122-118
01/20/23	IND	S	26:09	2	4	.500	1	1	1.000	2	3	.667	2	1	3	1	3	1	0	5	13	7	W	134-111	
01/22/23	OKC	S	27:51	3	5	.600	2	3	.667	4	8	.500	3	7	10	1	0	2	0	4	2	12	L	99-101	
01/24/23	at NOP	P	24:13	1	5	.200	0	3	.000	2	2	1.000	3	4	7	0	0	1	0	2	3	4	W	99-98	
01/25/23	at MIL	S	22:14	2	7	.286	1	5	.200	1	2	.500	1	4	5	1	2	1	1	0	-2	6	L	99-107	
01/28/23	at PHI	P	09:41	2	3	.667	1	1	1.000	0	0	.000	1	1	2	0	1	1	0	0	-6	5	L	119-126	
01/31/23	NOP	P	3:29	0	1	.000	0	0	.000	0	0	.000	0	0	0	0	0	0	0	1	-9	0	W	122-113	
02/02/23	GSW	P	17:09	1	2	.500	0	1	.000	3	3	1.000	1	2	3	0	1	0	1	3	-4	5	W	134-117	
02/04/23	ATL	P	13:40	2	4	.500	0	1	.000	0	0	.000	3	2	5	0	2	2	0	1	0	4	W	128-108	
02/05/23	at MIN	P	23:54	4	5	.800	1	2	.500	1	2	.500	0	1	1	0	0	1	2	5	-21	10	L	98-128	
02/07/23	MIN																						W	146-112	
02/09/23	at ORL																							L	104-115
02/11/23	at CHA																							W	119-105
02/13/23	at MIA																							W	112-108
02/15/23	DAL																							W	118-109
02/23/23	at CLE																							W	115-109
02/25/23	at MEM																							L	94-112
02/26/23	LAC																							W	134-124 (OT)
02/28/23	at HOU																							W	133-112
03/03/23	MEM																							W	113-97
03/06/23	TOR																							W	118-113
03/08/23	CHI																							L	96-117
03/10/23	at SAS																							L	120-128
03/12/23	BKN																							L	120-122
03/14/23	at TOR																							L	110-125
03/16/23	at DET																							W	119-100
03/18/23	at NYK																							L	110-116
03/19/23	at BKN	P	11:33	2	2	1.000	0	0	.000	0	0	.000	0	5	5	1	0	1	1	2	-7	4	W	108-102	
03/22/23	at WAS	P	11:40	0	0	.000	0	0	.000	2	2	1.000	0	2	2	0	0	0	0	1	3	-8	2	W	118-104
03/25/23	MIL	P	12:50	2	3	.667	0	1	.000	1	2	.500	1	5											



#24 JALEN PICKETT

Position: Forward
Height: 6'4"
Weight: 202
DOB: 10/22/1999
College: Penn State
Pro Experience: Rookie

2022-23 STATS:
PPG: --
RPG: --
APG: --

CAREER TRANSACTIONS:

Signed to a multi-year contract with the Denver Nuggets ... Selected in the Second Round with Pick 2 in the 2023 NBA Draft by the Indiana Pacers.

COLLEGE:

Career: Finished five-year collegiate career averaging 15.3 points, 5.4 rebounds, and 5.8 assists and with marks of 2,207 points, 780 rebounds, 841 assists, 178 steals and 115 blocks ... Became the only Division I men's basketball player since at least the 1985-86 season to have accumulated career marks of 2,000+ career points, 700+ career rebounds and 800+ career assists ... Played three seasons at Siena before playing final two seasons at Penn State... **2022-23 (Super Senior):** Put together All-America caliber season and one of the finest seasons in college basketball history, averaging 17.7 points, 7.4 rebounds and 6.6 assists per game while shooting 50.8% from the field, 38.1% from 3-point range and 76.3% from the free throw line ... Became the first Division I men's college basketball player since at least the 1992-93 season to average 17/7/6 or better while shooting at least 50 percent from the field ... Scored in double-figures in 34 games with 13 20-point games, two 30-point games and a 40-point effort ... Had seven double-doubles and one triple-double ... Set Penn State single-season assists record with 243 assists, crushing previous record of 198 assists that was set by Tim Frazier in 2012 ... Tied Penn State single-season field goals made record of 260 (also Jarrett Stephens, 2000) ... Recorded second triple-double and first points-rebounds-assists triple-double in school history against Butler on Nov. 14, 2022 ... **2021-22 (Senior):** Transferred to Penn State after stellar three-year career at Siena and made immediate impact upon arrival, starting in all 31 games for the Nittany Lions ... Led team in scoring (13.3 ppg), assists (135), steals (35) and minutes played (37.2 mpg) ... Scored in double figures in 25 games with four 20-point efforts ... Led the Big Ten with 37.2 minutes per game which also ranked 11th in all of Division I ... Ranked second in the conference and 27th in the country with a 2.45 assist-to-turnover ratio ... **2020-21 (Junior):** Named to 2020-21 Lute Olson Award (top Division I player) and Lou Henson Award (top Division I mid-major player) Preseason Watch Lists ... Played and started 14 games ... Was second on team with average 36.0 minutes per game and 12.9 points per game ... Dished off team-best 67 assists and led team with 16 blocks ... Led MAAC in assists per game (4.8) for third-straight season ... **2019-20 (Sophomore):** Named MAAC Player of the Year, only the second sophomore in league history to win award (Lionel Simmons – La Salle: 1987-88) ... Selected unanimously to All-MAAC first team ... Named to Lou Henson All-America Team ... Earned NABC District 1 honors and was USBWA All-District II selection ... Became first Siena player in 55 years to be named an All-ECAC first-team honoree (Jack Mulvey: 1965) ... Was three-team MAAC Player of the Week recipient ... Became only player in last quarter century to average at least 15 points (15/1), six assists (6.0), one block (1.1) and one steal (1.0) per game, according to Heat Check CBB ... Scored in double figures 25 times, including six 20-point performances ... Posted four double-doubles ... Scored both the second-most points (959) and dished out second-most assists by any Siena player by end of their sophomore season in program history (Marc Brown: 1987-89 – 979 points, 421 assists) ... Ranked seventh nationally in assist-to-turnover ratio (3.30) ... **2018-19 (Freshman):** Named MAAC Rookie of the Year by unanimous selection ... Earned a spot on MAAC All-Rookie Team ... Earned First Team All-MAAC honors, only the second freshman in league history to do so ... Named CBS Sports/USBWA National Freshman of the Week (2/19) ... Garnered a league-record 11 MAAC Rookie of the Week honors, also tied for second most overall in NCAA Division I history (12 – Jared Sullinger: Ohio State – Big Ten, 2010-11) ... Considered one of 30 Division I finalists nationally for 2019 Kyle Macy Award, which is presented annually to top freshman in college basketball ... Become first freshman in program history to be selected to NABC District 1 first team ... Selected to MAAC All-Tournament Team ... Named ECAC Rookie of the Year and second-team All-ECAC ... Named 2018-19 Siena College Male Student-Athlete and Rookie of the Year ... Set Siena freshman records for both scoring (521) and steals (66) ... Achieved fourth-highest single-season assist total in school history with 221 ... Scored in double figures 26 times, highlighted by eight 20-point performances ... Recorded five double-doubles ... Erupted for 46 points, the second-highest single-game total in program history, and 13 assists vs. Quinnipiac (2/17) to become just the second player nationally this century with 45-plus points and 10-plus assists in a game ... Swiped seven steals vs. Colgate (11/24), the most by a Saint since Clarence Jackson also had seven (1/4/10).






#1 MICHAEL PORTER JR.

Position: Forward
Height: 6'10"
Weight: 218
DOB: 6/29/1998
College: Missouri
Pro Experience: 4 Years

2022-23 STATS:
PPG: 17.4
RPG: 5.5
APG: 1.0

2022-23:

Appeared in 62 games (all-starts), averaging 17.4 points, 5.5 rebounds, and 1.0 assists in 29.0 minutes ... Scored 10+ points in 56 games, 20+ points in 22 games and 30+ points in three games ... Had 10+ rebounds in three games, leading to three double-doubles ... Finished with 23 points (9-12 FG, 3-5 3FG, 2-2 FT), three rebounds, and a season-high four assists in 23 minutes vs. BKN on 3/12 ... Tallied 23 points (9-16 FG, 3-8 3FG, 2-2 FT), two rebounds, and a season-high three steals in 30 minutes vs. ATL on 2/4 ... Registered 29 points (12-18 FG 4-8 3FG) and 11 rebounds in 39 minutes vs. LAC on 2/26 ... Recorded 30 points (12-20 FG, 5-9 3FG), six rebounds, two assists and two steals in 30 minutes at SAC on 12/27. Porter Jr.'s 12 made FG's tied a season-high ... Registered 19 points (6-12 FG, 4-8 3FG, 3-3 FT), seven rebounds and a career-high tying three blocks in 35 minutes at SAC on 12/28 ... Recorded a season-high 31 points (11-16 FG, 6-9 3FG, 3-3 FT), two assists and two steals in 24 minutes at CHI on 11/13. His six made three-pointers tied a season-high, which he did four times this year ... Posted 22 points (7-15 FG 4-5 3FG, 4-5 FT) and 13 rebounds in 30 minutes vs. UTA on 10/28.

CAREER:

NBA: NBA Champion (2023) ... Appeared in 187 games (133 starts) with career averages of 15.2 points, 5.9 rebounds and 1.1 assists in 26.1 minutes ... **2021-22:** Played in nine games (all starts), averaging 9.9 points, 6.6 rebounds and 1.9 assists in 29.4 minutes ... Missed the last 72 games with low back pain/lumbar spine surgery ... **2020-21:** Appeared in 61 games (54 starts), averaging 19.0 points, 7.3 rebounds and 1.1 assists in 31.3 minutes ... Posted 15 double-doubles, 52 games with 10+ points, including 30 with 20+ points and six with 30+ points ... Recorded 31 points on 10-19 field goals, six rebounds and two steals in 38 minutes at UTA on 5/7 ... Tallied 31 points, (12-19 FG's, 3-6 3FG's), seven rebounds and two assists vs. MEM on 4/26 ... Registered a career-high 39 points (13-21 FG's, 8-12 3FG's), six rebounds, three assists and two assists in 36 minutes vs. HOU on 4/24 ... Posted 25 points on 10-14 shooting, 10 rebounds and three blocks in 33 minutes vs. MIA on 4/14 ... Recorded 22 points (8-15 FG's), 10 rebounds and two assists in 40 minutes vs. SAS on 4/9 ... Tallied 20 points on 8-14 shooting, 12 rebounds (seven offensive) and one block in 36 minutes vs. ORL on 4/4 ... Recorded 27 points on 11-16 shooting and 5-7 from three, 12 rebounds, four assists and one steal in 36 minutes vs. PHI on 3/30 ... Posted 25 points on 10-17 FG's, five rebounds and two assists in 40 minutes at NOP on 3/26 ... Registered 28 points, 13 rebounds and one assist in 29 minutes vs. CHA on 3/17 ... Recorded 24 points on 9-14 shooting, 11 rebounds and two steals in 38 minutes at IND on 3/4 ... Posted 17 points (7-10 FG's), a career-high tying 15 points and one assist in 35 minutes at CHI on 3/1 ... Recorded 20 points (7-11 FG's) and 10 rebounds in 28 minutes for his third straight double-double at OKC on 2/27 ... Posted 18 points on 7-13 shooting, 10 rebounds and one assist in a season-high 41 minutes vs. WAS on 2/25 ... Recorded 12 points and grabbed 10 rebounds for his third double-double of the season vs. POR on 2/23 ... Posted 22 points (8-16 FG's), seven rebounds and one assist in 33 minutes at CLE on 2/19 ... Recorded a season-high tying 30 points knocking down a career-high six 3FG's, eight rebounds and two steals in 28 minutes at DAL on 1/25 ... Posted his second double-double of the season with 14 points (5-9 FG's), 11 rebounds and one steal in 35 minutes at PHX on 1/23 ... Recorded a season-high 30 points (12-18 FG, 4-7 3FG's), 10 rebounds, two blocks and one assist in 40 minutes at SAC on 12/29 ... Registered 14 points (5-11 FG's), nine rebounds, two assists and one block in 24 minutes vs. HOU on 12/28 ... Stuffed the stat sheet with 24 points (9-15 FG's), five rebounds, three blocks, two steals and two assists in 30 minutes vs. SAC on 12/23 ... **2019-20:** Appeared in 55 games (eight starts), averaging 9.3 points and 4.7 rebounds in 16.4 minutes ... Posted nine double-doubles, 22 games with 10+ points, including six with 20+ points and two with 30+ points ... Recorded 23 points, 11 rebounds and two assists in 45 minutes vs. UTA on 8/8 ... Posted 27 points on 10-18 shooting including going 4-7 from deep, 12 rebounds, two assists and two steals in 34 minutes vs. POR on 8/6 ... Recorded 30 points on 11-19 FG's, a career-high 15 rebounds and one block in 36 minutes at SAS on 8/5 ... Had the best game of his young career posting 37 points on 12-16 FG's, 12 rebounds and one assist in 44 minutes at OKC on 8/3 ... Recorded 13 points on 6-9 FG's, eight rebounds and one assist in 22 minutes vs. DET on 2/25 ... Posted 15 points on 5-11 shooting, 11 rebounds and two blocks in 25 minutes at MIL on 1/31 ... Recorded 12 points on 5-11 shooting and grabbed 12 rebounds in 25 minutes vs. UTA on 1/30 ... Posted 20 points (7-12 FG's, 4-8 3FG's), a career-high 14 rebounds and four assists in a career-high 30 minutes at MIN on 1/20 ... Recorded 18 points on 6-10 shooting, a season-high 10 rebounds, five assists in a career-high 29 minutes at GSW on 1/16 ... Tallied 19 points (7-13 FG's), eight rebounds and two steals in a career-high 28 minutes vs. CHA on 1/15 ... Registered a career-high 25 points (11-12 FG's, 2-3 3FG's), five rebounds and one assist in 23 minutes at IND on 1/2 ... Posted 19 points (8-10 FG's), six rebounds and one assist in his first start of his career vs. SAC on 12/29 ... Registered 11 points on 4-7 shooting, four rebounds and two steals in 19 minutes vs. MEM on 12/28 ... Recorded a team-high 15 points and grabbed four rebounds in 21 minutes in his NBA debut at NOP on 10/31 ... **2018-19:** Missed all 82 games of the 2018-19 season due to injury.

PLAYOFFS:

Career: Appeared in 49 games (33 starts), averaging 13.4 points, 7.2 rebounds and 1.2 assists in 29.3 minutes ... **2023:** Played in 20 games (all starts), averaging 13.3 points, 8.1 rebounds, and 1.6 assists in 32.7 minutes ... Recorded 10+ points in six games and 15+ points in 10 games ... Posted eight double-doubles ... Played 40 minutes and posted 11 points, 10 rebounds, 4 assists, 1 steal, and 1 block vs. PHX on 5/7 ... Tallied 25 points, nine rebounds, two assists, one steal, and one block in 39 minutes vs. MIN on 4/21 ... **2022:** Missed the 2022 playoffs with low back pain/lumbar spine surgery ... **2021:** Played in all 10 games (all starts), averaging 17.4 points, 6.2 rebounds, 1.3 assists and 1.10 steals in 33.2 minutes ... Started all four games in the second round vs. PHX, averaging 15.3 points, 5.5 rebounds and 1.0 assists in 31.2 minutes ... Started all six games vs. POR in the first round, averaging 18.8 points, 6.7 rebounds and 1.5 assists in 34.6 minutes ... Recorded 26 points, five rebounds and four assists in 34 minutes at POR on 6/3/21 ... Posted 26 points, 12 rebounds, three assists and two steals in 48 minutes vs. POR on 6/1/21 ... **2020:** Appeared in all 19 games (three starts), averaging 11.4 points and 6.7 rebounds in 23.7 minutes ... Posted 15 points on 6-9 shooting and four rebounds in 20 minutes off the bench in game two at LAL on 9/20 ... Recorded 18 points (8-17 FG's), 10 rebounds, three steals and one assist in game three vs. LAC on 9/7 ... Posted a career playoff high 28 points (6-9 3FG's), six rebounds and one block in 33 minutes vs. UTA on 8/19 ... Recorded 13 points (5-13 FG's), eight rebounds and one assist in 31 minutes in his first career playoff game vs. UTA on 8/17.





CAREER TRANSACTIONS:

Selected by the Denver Nuggets in the first round (14th overall) in the 2018 NBA Draft.

COLLEGE:

Coaches Preseason All-SEC First Team ... Citizen Naismith Trophy Watch List ... Sporting News Preseason First Team All-America ... Associated Press Preseason All-America Team ... USBWA Oscar Robertson Trophy Preseason Watch List ... ESPN Preseason National Freshman of the Year ... ESPN Preseason All-America First Team ... Julius Erving Award 2018 Watch List ... SEC Preseason Co-Player of the Year ... SEC Preseason First-Team ... Athlon Sports Preseason All-America First Team ... Blue Ribbon Preseason All-America First Team ... NBC Sports Preseason All-America First Team ... **2017-18 (Freshman):** Played in three games (one start), averaging 10.0 points, 6.7 rebounds, 0.3 assists and 1.00 steals in 17.7 minutes per game.

PERSONAL:

Son of Lisa and Michael Porter, Sr., with his father serving as an assistant coach at Mizzou ... Mother, Lisa, played college basketball at Iowa, while his father, Michael, Sr., played collegiately at New Orleans ... Has seven siblings: Bri, Cierra, Jontay, Coban, Jevan, Izaak and Jayda.

MICHAEL PORTER JR. - NBA REGULAR SEASON STATISTICS

SEASON	TEAM	GP	GS	MIN	FG	FGA	FG%	3PM	3PA	3P%	FT	FTA	FT%	OR	DR	TOT	A	ST	TO	BS	PTS	PPG	
2018-19	DEN	0	0	0	0	0	0	0	0	0	0	0	0	0	0	0	0	0	0	0	0	0	0.0
2019-20	DEN	55	8	903	195	383	.509	62	147	.422	60	72	.833	66	193	259	46	27	49	25	512	9.3	
2020-21	DEN	61	54	1,912	443	817	.542	170	382	.445	106	134	.791	91	354	445	70	40	77	54	1,162	19.0	
2021-22	DEN	9	9	265	37	103	.359	10	48	.208	5	9	.556	9	50	59	17	10	12	2	89	9.9	
2022-23	DEN	62	62	1,798	398	817	.487	188	454	.414	96	120	.800	64	277	341	65	37	68	29	1,080	17.4	
TOTALS		187	133	4,877	1,073	2,120	.506	430	1,031	.417	267	335	.797	230	874	1,104	198	114	206	110	2,843	15.2	
AVERAGE		--	--	26.1	5.7	11.3	--	2.3	5.5	--	1.4	1.8	--	1.2	4.7	5.9	1.1	0.6	1.1	0.6	15.2	--	

MICHAEL PORTER JR. - NBA POSTSEASON STATISTICS

SEASON	TEAM	GP	GS	MIN	FG	FGA	FG%	3PM	3PA	3P%	FT	FTA	FT%	OR	DR	TOT	A	ST	TO	BS	PTS	PPG	
2018-19	DEN	0	0	0	0	0	0	0	0	0	0	0	0	0	0	0	0	0	0	0	0	0	0.0
2019-20	DEN	19	3	451	78	164	.476	34	89	.382	26	35	.743	21	106	127	16	13	25	6	216	11.4	
2020-21	DEN	10	10	332	64	135	.474	29	73	.397	17	21	.810	12	50	62	13	11	16	3	174	17.4	
2021-22	DEN	0	0	0	0	0	0	0	0	0	0	0	0	0	0	0	0	0	0	0	0	0.0	
2022-23	DEN	20	20	653	99	234	.423	46	131	.351	23	29	.793	20	142	162	31	10	9	11	267	13.4	
TOTALS		49	33	1,435	241	533	.452	109	293	.372	66	85	.776	53	298	351	60	34	50	20	657	13.4	
AVERAGE		--	--	29.3	4.9	10.9	--	2.2	6.0	--	1.3	1.7	--	1.1	6.1	7.2	1.2	0.7	1.0	0.4	13.4	--	

	REG CAREER HIGHS		POST CAREER HIGHS		2022-23 REG HIGHS		2022-23 POST HIGHS
PTS	39 vs. HOU 4/24/21	PTS	28 vs. UTA 8/19/20	PTS	31 at CHI 11/13/22	PTS	25 at MIN 4/21/23
FGM	13 vs. HOU 4/24/21	FGM	12 vs. POR 5/22/21	FGM	12 2 times (vs. LAC, 2/26/23)	FGM	10 at MIN 4/21/23
FGA	23 vs. BOS 4/11/21	FGA	21 vs. POR 5/22/21	FGA	20 2 times (@ HOU, 4/4/23)	FGA	17 3 times (vs. MIA, 6/12/23)
3FGM	8 vs. HOU 4/24/21	3FGM	6 3 times (@ PHX, 5/5/23)	3FGM	6 4 times (@ HOU, 4/4/23)	3FGM	6 at PHX 5/5/23
3FGA	15 at HOU 4/4/23	3FGA	12 at POR 6/3/21	3FGA	15 at HOU 4/4/23	3FGA	11 vs. MIA 6/1/23
FTM	9 at OKC 8/3/20	FTM	7 at LAL 9/18/20	FTM	8 vs. MEM 3/3/23	FTM	4 vs. MIN 4/19/23
FTA	9 at OKC 8/3/20	FTA	8 at LAL 9/18/20	FTA	8 2 times (vs. MEM, 3/3/23)	FTA	5 vs. MIN 4/19/23
OREB	7 vs. ORL 4/4/21	OREB	4 2 times (vs. LAC, 9/7/20)	OREB	4 vs. UTA 10/28/22	OREB	3 vs. LAL 5/16/23
DREB	12 2 times (@ CHI, 3/1/21)	DREB	12 at UTA 8/30/20	DREB	11 vs. LAC 2/26/23	DREB	11 3 times (vs. MIA, 6/12/23)
TREB	15 2 times (@ CHI, 3/1/21)	TREB	13 2 times (vs. MIA, 6/12/23)	TREB	13 vs. UTA 10/28/22	TREB	13 2 times (vs. MIA, 6/12/23)
ASTS	5 3 times (@ PHX, 10/20/21)	ASTS	6 at LAL 5/20/23	ASTS	4 vs. BKN 3/12/23	ASTS	6 at LAL 5/20/23
STLS	4 at MIA 1/27/21	STLS	3 2 times (vs. PHX, 6/13/21)	STLS	3 vs. ATL 2/4/23	STLS	2 2 times (vs. PHX, 4/29/23)
BLKS	3 7 times (@ DET, 3/16/23)	BLKS	2 4 times (vs. MIA, 6/1/23)	BLKS	3 2 times (@ DET, 3/16/23)	BLKS	2 3 times (vs. MIA, 6/1/23)
MINS	45 vs. UTA 8/8/20	MINS	48 vs. POR 6/1/21	MINS	39 vs. LAC 2/26/23	MINS	43 vs. MIA 6/1/23





2022-23 GAME-BY-GAME REGULAR SEASON STATISTICS (DEN)

Table with columns: DATE, OPP, P/S, MIN, FG, FGA, FG%, 3PM, 3PA, 3P%, FT, FTA, FT%, OR, DR, TOT, A, ST, BS, TO, PF, +/-, PTS, WL, SCORE. Rows list game dates, opponents, and individual player statistics.





2022-23 GAME-BY-GAME POSTSEASON STATISTICS (DEN)

DATE	OPP	P/S	MIN	FG	FGA	FG%	3PM	3PA	3P%	FT	FTA	FT%	OR	DR	TOT	A	ST	BS	TO	PF	+/-	PTS	WL	SCORE
04/16/23	MIN	S	31:11	7	17	.412	4	9	.444	0	1	.000	1	10	11	2	1	0	0	1	22	18	W	109-80
04/19/23	MIN	S	28:40	5	7	.714	2	3	.667	4	5	.800	0	6	6	0	1	0	0	4	6	16	W	122-113
04/21/23	at MIN	S	39:35	10	17	.588	4	8	.500	1	1	1.000	1	8	9	2	1	1	0	3	9	25	W	120-111
04/23/23	at MIN	S	41:15	6	12	.500	2	6	.333	1	2	.500	0	5	5	2	0	2	0	2	-8	15	L	108-114 (OT)
04/25/23	MIN	S	38:55	3	10	.300	2	7	.286	0	0	.000	1	9	10	0	2	0	0	3	9	8	W	112-109
04/29/23	PHX	S	30:51	5	9	.556	1	4	.250	0	0	.000	0	3	3	2	2	0	0	3	29	11	W	125-107
05/01/23	PHX	S	23:17	2	7	.286	0	2	.000	1	1	1.000	0	4	4	1	0	1	0	0	-12	5	W	97-87
05/05/23	at PHX	S	36:35	7	14	.500	6	10	.600	1	1	1.000	1	11	12	0	0	1	2	1	3	21	L	114-121
05/07/23	at PHX	S	39:13	4	13	.308	2	9	.222	1	2	.500	1	9	10	4	1	1	0	5	0	11	L	124-129
05/09/23	PHX	S	27:42	7	11	.636	5	8	.625	0	0	.000	0	8	8	2	1	0	0	2	24	19	W	118-102
05/11/23	at PHX	S	23:34	4	10	.400	0	4	.000	2	2	1.000	2	3	5	0	0	0	0	2	11	10	W	125-100
05/16/23	LAL	S	34:33	6	12	.500	3	6	.500	0	0	.000	3	7	10	2	0	2	1	2	20	15	W	132-126
05/18/23	LAL	S	31:17	5	10	.500	4	7	.571	2	2	1.000	0	7	7	3	0	0	3	3	1	16	W	108-103
05/20/23	at LAL	S	38:06	4	11	.364	4	10	.400	2	2	1.000	1	9	10	6	1	0	0	2	9	14	W	119-108
05/22/23	at LAL	S	40:57	5	16	.313	3	10	.300	2	2	1.000	2	8	10	1	0	1	1	3	5	15	W	113-111
06/01/23	MIA	S	43:04	5	16	.313	2	11	.182	2	2	1.000	2	11	13	1	0	2	0	0	20	14	W	104-93
06/04/23	MIA	S	26:23	2	8	.250	1	6	.167	0	0	.000	1	5	6	0	0	0	1	2	-15	5	L	108-111
06/07/23	at MIA	S	21:19	1	7	.143	0	2	.000	0	0	.000	2	5	7	0	0	0	0	1	11	2	W	109-94
06/09/23	at MIA	S	22:36	4	10	.400	0	3	.000	3	4	.750	0	3	3	0	0	0	0	3	13	11	W	108-95
06/12/23	MIA	S	33:37	7	17	.412	1	6	.167	1	2	.500	2	11	13	3	0	0	1	0	-7	16	W	94-89
2022	TTL	20-20	643	99	234	.423	46	131	.351	23	29	.793	20	142	162	31	10	11	9	42	150	267	16-4	
2022	AVG	--	32.1	5.0	11.7	--	2.3	6.5	--	1.1	1.4	--	1.0	7.1	8.1	1.6	0.5	0.6	0.5	2.1	7.5	13.3	--	--





#3 JULIAN STRAWTHER

Position: Guard
Height: 6'7"
Weight: 205
DOB: 4/18/2002
College: Gonzaga
Pro Experience: Rookie

2022-23 STATS:
PPG: --
RPG: --
APG: --

CAREER TRANSACTIONS:

Signed to a multi-year contract with the Denver Nuggets ... Selected in the first round with Pick 29 in the 2023 NBA Draft by the Indiana Pacers

COLLEGE:

Career: Played three seasons at Gonzaga (2020-23), playing in 85 games (59 starts) ... **2022-23 (Junior):** All-WCC First Team Selection... Recipient of the WCC Player of the Week Award... Named Julius Erving Award Finalist... Named USBWA and NABC All-District... Named to Erving Top 10 Watch List... Named to Wooden Watch List... Named to Naismith Preseason Watch List... Named to Erving Preseason Watch List... Started every game for the Zags this season, and played the second-most minutes on the team, ending with 1155 total minutes on the year... Scored 28 points against Grand Canyon in the NCAA Tournament Round of 64, which is tied for the eighth-most points scored by a Zag in a single NCAA Tournament game... Now tenth in Gonzaga history in total career rebounds (50) and eighth in three pointers attempted (47) in the NCAA Tournament... Led the Zags with 80 made three pointers and 203 defensive rebounds this season... Averaged a career-high 15.2 points and 6.2 rebounds per game... Scored a career-high 40 points, and made a career-high eight three pointers, on 66.7 percent shooting against Portland... Set new career-highs in minutes played, three point percentage, free throw percentage, rebounds, assists, steals, and blocks in a season... Grabbed a career-high 14 rebounds against Kentucky ... **2021-22 (Sophomore):** WCC Honorable Mention selection ... Started in 31 of 32 games for a total of 861 minutes ... Averaged 11.8 points per game with field goal percentage of 49.8% and a three point percentage of 36.5% ... Scored a season high 20 points against BYU ... Third highest rebounder on the team with 172, averaging 5.4 a game, season high of 12 rebounds against Tarleton St. ... Recorded at least 3 made threes in nine different contests throughout the season, with a season high 4 makes against Bellarmine705% from the free throw line ... **2020-21 (Freshman):** Played in 25 games, for a total of 189 minutes ... Scored a season-high 12 points against Portland ... Had a 51.7% field goal percentage, 69.6% free throw percentage, and 32.1% 3-point percentage ... Assisted the team with a total of 30 rebounds, one block and four steals.

INTERNATIONAL:

At 2019 FIBA Under-19 World Cup in Greece, Strawther was second in the tournament averaging 22 points per game at 45 percent shooting from the field for Puerto Rico ... made 57 percent of his shots inside-the-arc, which ranked eighth in the event ... added 6.1 rebounds and 1.4 per game ... had four games scoring at least 20 points, with his tournament-high performance coming in the final game, a 40-point effort against Russia.






#4 HUNTER TYSON

Position: Forward
Height: 6'8"
Weight: 215
DOB: 6/13/2000
College: Clemson
Pro Experience: Rookie

2022-23 STATS:
PPG: --
RPG: --
APG: --


CAREER TRANSACTIONS:

Signed to a multi-year contract with the Denver Nuggets ... Selected in the Second Round with Pick 7 in the 2023 NBA Draft by Oklahoma City Thunder.

COLLEGE:

Career: Finished five-year collegiate career at Clemson averaging 8.1 points and 4.8 rebounds in 20.1 minutes ... **2022-23 (Super Senior):** Tyson notched career highs in many areas, including points (15.3) and rebounds (9.6) ... Shot 47.9 percent from the floor, 40.5 percent from three and 83.8 percent at the free throw line ... In league play, he averaged 16.4 points and 9.9 rebounds while shooting 50.5 percent and 84.3 percent at the free-throw line ... Tyson became the 44th player in Clemson history to amass 1,000 career points ... He collected 16 double-doubles which tied him for eighth all-time in Clemson history for a single season with Sharone Wright (1992-93) ... It is the most in a season since Wright posted 18 in 1993-94 ... In Clemson's win over the Wolfpack (Feb. 25), Tyson became the all-time games played leader in Clemson history (136) ... Earned ACC Player of the Week honors ... **2021-22 (Senior):** A staple in the Tiger lineup, Tyson shot 46.6 percent from the floor and 78.6 percent from the free throw line, despite missing eight games due to a broken collarbone suffered on Feb. 2 against Florida State ... He averaged a career-high 10.0 points, 5.5 rebounds and 1.3 assists ... Netted double-figure points 13 times, including a season-high 20 points in a home win over Bryant (Nov. 15) ... Tyson collected his first career double-double in the win over South Carolina where he posted 18 points and a career-best 13 rebounds, while adding an assist and a steal ... Made a season-best eight field goals in the win over Bryant, but totaled at least five made field goals in seven games, including six on three occasions ... **2020-21 (Junior):** Enjoyed a career season in many aspects and elevated himself as one of the Tigers' primary contributors ... Averaged 7.5 points and 4.2 rebounds per contest ... Limited to 19 out of a possible 24 contests due to a facial fracture injury suffered against Alabama (Dec. 12) ... Got off to a lightning fast start before suffering his injury against Alabama, hitting his first three shots and scoring nine points ... Returned from injury against Virginia (Jan. 16) and scored nine points on 3-for-5 shooting ... Corralled a career-high 10 rebounds at Wake Forest, which included two on the offensive glass. He finished one point shy of his first career double-double ... Made it back-to-back games with 16 points against Miami in the ACC Tournament (March 10) ... Finished the season with 10 points in his first career NCAA Tournament game against Rutgers (March 19) ... **2019-20 (Sophomore):** Matched career-best, appearing in 31 games, making three starts (including first career start) ... Averaged a career-high 5.5 points and three rebounds ... Scored in double-figures on seven occasions, including two 20-point games ... Improved shooting percentage by nearly 20.0 percent (44.5 percent) ... Improved 3-point shooting percentage by nearly nine percent (32.1 percent) ... Upped free throw shooting to 70.7 percent ... More than doubled his rebounding per game with three rebounds per contest and a career-high 92 rebounds, including a career-best 20 offensive boards ... Tallied a career-high 17 steals ... Earned second career start against Wake Forest (Jan. 21) and scored a career-high 21 points on a career-best nine made field goals (9-13) with five rebounds and 2-for-5 from 3-point range ... Posted back-to-back double-digit scoring games in consecutive road games, including 11 points on a perfect 4-for-4 in a historical Clemson team shooting performance in a victory at Boston College (Feb. 22) ... Tallied eight points on 3-for-5 shooting and 2-for-4 from three in the Tigers' ACC Tournament victory over Miami (March 11) ... **2018-19 (Freshman):** Appeared in 31 games, all off the bench for the Tigers ... Averaged 8.3 minutes per game and played a career-high 21 minutes against Creighton in the Cayman Islands Classic ... Averaged 1.6 points per game and 1.0 rebounds per contest ... Posted 12 assists, eight blocks and two steals ... Made 16 field goals and connected on 11 3-pointers ... Made collegiate debut in the season opener against The Citadel (Nov. 6), playing 12 minutes and scoring four points and grabbing four rebounds ... Posted a season-high three assists and made a season-high four free throws in that game against the Bulldogs ... Played a season-high 21 minutes against Creighton in the Cayman Islands Classic (Nov. 21) ... Played double-digit minutes in 12 games ... Played 16 minutes and scored a season-high nine points on the road at Pitt (Feb. 27), shooting 3-for-6 from the field and 3-for-5 from distance ... Knocked down a season-best three 3-pointers against the Panthers and grabbed four boards ... Knocked down at least one 3-pointer in eight games.





#8 PEYTON WATSON

Position: Forward
Height: 6'8"
Weight: 200
DOB: 9/11/2002
College: UCLA
Pro Experience: 1 Years

2022-23 STATS:
PPG: 3.3
RPG: 1.6
APG: 0.5

2022-23: Appeared in 23 games (two starts), averaging 3.3 points and 1.6 rebounds in 8.1 minutes ... Registered a career-high 13 points and four rebounds in 26 minutes vs. SAC on 4/9 ... Posted six points, three rebounds, a career-high four assists and a career-high tying three blocks in 17 minutes at UTA on 4/8 ... Finished with eight points (4-6 FG), five rebounds, and a career-high tying three blocks in 20 minutes vs. GSW on 4/2 ... Recorded five points, a career-high eight rebounds and two blocks in a career-high 27 minutes at PHX on 3/31.

PLAYOFFS:
2023: Appeared in five games, averaging 2.8 minutes ... Grabbed two points and one rebound in two minutes vs. PHX on 5/11 ... Scored three points, two rebounds, and one block in three minutes vs. PHX on 4/29 ... Made his NBA Playoff debut on 4/16 vs. MIN, getting one rebound and one assist in 4 minutes.

CAREER TRANSACTIONS:
 Signed a multi-year contract with Denver on 7/3/22 ... Drafted by the Denver Nuggets in the first round, 30th overall, in the 2022 NBA Draft.

COLLEGE:
2021-22 (Freshman): Appeared in 32 games in his freshman year at UCLA, averaging 3.3 points and 2.9 rebounds in 12.7 minutes ... Was an honorable mention Pac-12 All-Freshman Team selection ... Ranked second on the team with 19 blocked shots ... Scored at least 10 points in three games ... Registered a season-high five assists in a non-conference win against Long Beach State on 1/6 and in a Pac-12 victory against Washington 2/19 ... Scored 12 points and totaled six rebounds in a Pac-12 win against California on 1/27 ... Recorded a season-high nine rebounds in the Bruins' win at UNLV 11/27 ... Registered a season-high 19 points against Bellarmine in a non-conference win at T-Mobile Arena in Las Vegas on 11/22.

NATIONAL TEAM:
 Helped the USA Men's Basketball U19 Team win the gold medal at the FIBA U19 World Cup in July of 2021 ... Team USA defeated France in the gold medal game, 83-81, on 7/11/21 ... Totaled two blocks in five minutes off the bench in the gold medal game ... Helped Team USA post a perfect 7-0 record in the international tournament (Riga, Latvia) ... Finished the U19 World Cup having averaged 4.0 points, 3.4 rebounds and 2.8 assists per game ... Team USA advanced to the gold medal game with an 92-86 victory against Canada in the semifinals ... Became UCLA's first student-athlete to represent the Bruins' program on the U19 team since Thomas Welsh in the summer of 2015 (Welsh helped Team USA win the gold medal in Greece, that summer) ... Named to the 2021 USA Nike Hoop Summit Team in March of 2021 (the event was not played due to the COVID-19 pandemic) ... participated in the 2019 USA Basketball Men's Junior National Team October minicamp ... took part in the 2019 USA Basketball Men's Junior National Team July minicamp.

PERSONAL:
 Full name: Peyton Tyler Watson ... born in Beverly Hills, Calif. ... Is the oldest of Julio and Antoinette's three children ... Has one younger brother, Christian, and one younger sister, Jolie Grace ... Uncle, Brantley Watson, graduated from UCLA ... Undeclared major.

PEYTON WATSON - NBA REGULAR SEASON STATISTICS																						
SEASON	TEAM	GP	GS	MIN	FG	FGA	FG%	3PM	3PA	3P%	FT	FTA	FT%	OR	DR	TOT	A	ST	TO	BS	PTS	PPG
2022-23	DEN	23	2	186	29	59	.492	6	14	.429	11	20	.550	8	29	37	11	2	8	11	75	3.3
TOTALS		23	2	186	29	59	.492	6	14	.429	11	20	.550	8	29	37	11	2	8	11	75	3.3
AVERAGE		--	--	8.1	1.3	2.6	--	0.3	0.6	--	0.5	0.9	--	0.3	1.3	1.6	0.5	0.1	0.3	0.5	3.3	--

PEYTON WATSON - NBA POSTSEASON STATISTICS																						
SEASON	TEAM	GP	GS	MIN	FG	FGA	FG%	3PM	3PA	3P%	FT	FTA	FT%	OR	DR	TOT	A	ST	TO	BS	PTS	PPG
2022-23	DEN	5	0	14	2	5	.400	1	2	.500	0	0	.000	1	3	4	1	0	1	1	5	1.0
TOTALS		5	0	13	2	5	.400	1	2	.500	0	0	.000	1	3	4	1	0	1	1	5	1.0
AVERAGE		--	--	2.6	0.4	1.0	--	0.2	0.4	--	0.0	0.0	--	0.2	0.6	0.8	0.2	0.0	0.2	0.2	1.0	--





	REG CAREER HIGHS		POST CAREER HIGHS		2022-23 REG HIGHS		2022-23 POST HIGHS
PTS	13 vs. SAC 4/9/23	PTS	3 vs. PHX 4/29/23	PTS	13 vs. SAC 4/9/23	PTS	3 vs. PHX 4/29/23
FGM	4 3 times (vs. SAC, 4/9/23)	FGM	1 2 times (@ PHX, 5/11/23)	FGM	4 3 times (vs. SAC, 4/9/23)	FGM	1 2 times (@ PHX, 5/11/23)
FGA	10 vs. SAC 4/9/23	FGA	2 at PHX 5/11/23	FGA	10 vs. SAC 4/9/23	FGA	2 at PHX 5/11/23
3FGM	2 vs. MIL 3/25/23	3FGM	1 vs. PHX 4/29/23	3FGM	2 vs. MIL 3/25/23	3FGM	1 vs. PHX 4/29/23
3FGA	3 at HOU 4/4/23	3FGA	1 2 times (vs. PHX, 4/29/23)	3FGA	3 at HOU 4/4/23	3FGA	1 2 times (vs. PHX, 4/29/23)
FTM	5 vs. SAC 4/9/23	FTM	--	FTM	5 vs. SAC 4/9/23	FTM	--
FTA	7 2 times (vs. SAC, 4/9/23)	FTA	--	FTA	7 2 times (vs. SAC, 4/9/23)	FTA	--
OREB	3 vs. GSW 4/2/23	OREB	1 vs. MIN 4/16/23	OREB	3 vs. GSW 4/2/23	OREB	1 vs. MIN 4/16/23
DREB	8 at PHX 3/31/23	DREB	2 vs. PHX 4/29/23	DREB	8 at PHX 3/31/23	DREB	2 vs. PHX 4/29/23
TREB	8 at PHX 3/31/23	TREB	2 vs. PHX 4/29/23	TREB	8 at PHX 3/31/23	TREB	2 vs. PHX 4/29/23
ASTS	4 at UTA 4/8/23	ASTS	1 vs. MIN 4/16/23	ASTS	4 at UTA 4/8/23	ASTS	1 vs. MIN 4/16/23
STLS	1 2 times (vs. SAC, 4/9/23)	STLS	--	STLS	1 2 times (vs. SAC, 4/9/23)	STLS	--
BLKS	3 2 times (@ UTA, 4/8/23)	BLKS	1 vs. PHX 4/29/23	BLKS	3 2 times (@ UTA, 4/8/23)	BLKS	1 vs. PHX 4/29/23
MINS	27 at PHX 3/31/23	MINS	4 vs. MIN 4/16/23	MINS	27 at PHX 3/31/23	MINS	4 vs. MIN 4/16/23





2022-23 GAME-BY-GAME POSTSEASON STATISTICS (DEN)

DATE	OPP	P/S	MIN	FG	FGA	FG%	3PM	3PA	3P%	FT	FTA	FT%	OR	DR	TOT	A	ST	BS	TO	PF	+/-	PTS	WL	SCORE
04/16/23	MIN	P	4:15	0	1	.000	0	1	.000	0	0	.000	1	0	1	1	0	0	0	0	2	0	W	109-80
04/19/23	MIN										[Did not play]												W	122-113
04/21/23	at MIN										[Did not play]												W	120-111
04/23/23	at MIN										[Did not play]												L	108-114 (OT)
04/25/23	MIN										[Did not play]												W	112-109
04/29/23	PHX	P	3:13	1	1	1.000	1	1	1.000	0	0	.000	0	2	2	0	0	1	0	0	-4	3	W	125-107
05/01/23	PHX										[Did not play]												W	97-87
05/05/23	at PHX										[Did not play]												L	114-121
05/07/23	at PHX										[Did not play]												L	124-129
05/09/23	PHX	P	3:31	0	1	.000	0	0	.000	0	0	.000	0	0	0	0	0	0	1	1	-4	0	W	118-102
05/11/23	at PHX	P	2:11	1	2	.500	0	0	.000	0	0	.000	0	1	1	0	0	0	0	1	0	2	W	125-100
05/16/23	LAL										[Did not play]												W	132-126
05/18/23	LAL										[Did not play]												W	108-103
05/20/23	at LAL										[Did not play]												W	119-108
05/22/23	at LAL										[Did not play]												W	113-111
06/01/23	MIA										[Did not play]												W	104-93
06/04/23	MIA										[Did not play]												L	108-111
06/07/23	at MIA	P	00:29	0	0	.000	0	0	.000	0	0	.000	0	0	0	0	0	0	0	0	0	0	W	109-94
06/09/23	at MIA										[Did not play]												W	108-95
06/12/23	MIA										[Did not play]												W	94-89
2022	TTL	5-0	12	2	5	.400	1	2	.500	0	0	.000	1	3	4	1	0	1	1	2	-6	5	16-4	
2022	AVG	--	2.4	0.4	1.0	--	0.2	0.4	--	0.0	0.0	--	0.2	0.6	0.8	0.2	0.0	0.2	0.2	0.4	-1.2	1.0	--	--



MEDIA INFORMATION





"THE RINGSBY ROCKETS"
1967-68 THROUGH 1970-71



"ROCKY ROCKET"
1971-72 THROUGH 1973-74



"MAXI MINER"
1974-75 THROUGH 1981-82



"DENVER SKYLINE"
1982-83 THROUGH 1992-93



"SNOW CAPPED MOUNTAIN PEAK"
1993-94 THROUGH 2017-18



"EVOLVE"
2018 - CURRENT

MEDIA INFORMATION

Welcome to the 2023-24 season, the Nuggets 24th at Ball Arena (previously known as Pepsi Center). This is the Nuggets 46th season in the NBA and 55th season in Denver – we continue to strive to provide the media with a professional atmosphere to cover our games. For your benefit, please read through the following guidelines and please contact us at (303) 405-1100 if there is any way we can assist you in your coverage of the Nuggets this season.

BALL ARENA

Ball Arena is located just off Interstate 25 at the Speer (South) or Auraria Parkway exits. The mailing address is: 1000 Chopper Circle, Denver, Colorado 80204. Ball Arena is approximately 35 minutes from Denver International Airport.

PRESS CREDENTIALS

Application for all credentials must be made through the Nuggets Media Relations Office. Requests for single game media credentials must be made at least 24 hours in advance and on Fridays for Sunday games. **NO DAY OF GAME CREDENTIAL REQUESTS WILL BE HONORED, WITH NO EXCEPTIONS.** Radio stations, television stations, magazines and weekly newspapers will be accommodated on a game-by-game, space-available basis. When applying for the first time, requests from magazines and weekly newspapers must be in writing on company letterhead and must include copies of the publications (if applicable). Those with season credentials who will cover specific games must call the Nuggets Media Relations Office to arrange for seating. Credentials must be visible to security staff at all times. The Nuggets reserve the right to revoke credentials at any time for any reason.

PRESS SEATING

Press seating at Ball Arena is located in the following areas: courtside, above the vomitory between sections 130 and 132, at the top of section 130 and in the press box. A media-dedicated elevator can be accessed across from the doors to the Nuggets locker room. TV broadcasters will be seated courtside. Beat writers and visiting media will be seated above the vomitory. The home and away radio broadcast positions are located in section 202/260 and can be accessed via the club level. There will be a Nuggets media relations representative on hand to assist radio broadcasters at this position. Wireless internet is available throughout the arena.

PRESS PARKING

Press parking will be in the Tacoma Lot on the East side of Ball Arena. From Speer, enter Ball Arena at Chopper Circle. Corolla Lot will be the second lot straight ahead. From Auraria Parkway, enter Ball Arena at 9th Street. Follow the circular drive to the right and proceed to the East side of the arena. Turn left just past the Land Cruiser Lot (previously Valet Lot). Tacoma Lot will be straight ahead.

PRESS ENTRANCE

The press entrance is located inside the loading dock on the East side of the arena. From the Tacoma Lot, walk straight across the street and head towards the entrance located near the TV trucks. There is a set of stairs leading to a door entering the dock. Media Will Call will be set up inside the press entrance. This is also the entrance for practices.

PRESS DINING ROOM

The press dining room is located in the press lounge. Food and beverages will be available to the working media two hours prior to the game through tip-off. The dining room is open for soft drinks at halftime.

WORKING PRESS ROOM

The working press room is located at court level on the West side of the arena. The working press room is equipped with wireless internet, electrical outlets and a television for media use only. We must limit access to the working press room to media members filing stories. It is impossible to accommodate family, friends, and guests. The Nuggets will rely on media members to maintain a courteous, professional atmosphere in the working press room.

PHOTOGRAPHERS

Credentialed photographers may shoot from the baselines of the Ball Arena floor in designated areas only. Photographers may not block courtside signage at any time. Freelance photographers will not be granted credentials unless they are on specific assignment from a magazine or newspaper and there is space available. The Nuggets require a letter of request from an editor to verify any credential applications by freelancers. The Nuggets ask that photographers please be considerate of season ticket holders behind them.

STATISTICAL SERVICES

Game notes and other pertinent statistical information will be in the working press room 90 minutes before tipoff. Play-by-play, quarter, halftime and final boxscore sheets will be distributed in all press areas. Out of town scores will be delivered to broadcast crews on press row and will be displayed on scoreboards. Quote sheets will be available as soon as possible following the game in the press room.

INTERVIEWS

The visiting team's head coach will generally conduct post-game interviews outside the visitors' locker room or in the visiting locker room's coaches lounge. Nuggets Head Coach Michael Malone will be available outside the locker room 10 minutes following the game. Interviews with players are possible up to 45 minutes prior to the game and the locker room will be open 15 minutes after the game. Again, the Nuggets will rely on the media to maintain a courteous, professional atmosphere in the locker rooms at all times. **NO AUTOGRAPHS ARE ALLOWED DURING INTERVIEW PERIODS.** Failure to comply with these rules may result in the forfeiture of your credential.

PRACTICE/SHOOTAROUNDS

Nuggets practices this season will generally begin at 11 a.m. at the team's Practice Facility within Ball Arena. Shootarounds on gamedays will be at 10 a.m. Please contact the Nuggets Media Relations Office to arrange for any interview requiring one-on-one access. **FOLLOW THE OFFICIAL TWITTER ACCOUNT OF THE DENVER NUGGETS PR DEPARTMENT (@NUGGETSPR) TO GET INSTANT UPDATES.**

CELL PHONES

Cell phone use is prohibited in locker rooms.





MATTHEW J. KROL
VICE PRESIDENT, GENERAL MANAGER & EXECUTIVE PRODUCER,
ALTITUDE SPORTS & ENTERTAINMENT

ALTITUDE SPORTS

Seen in a 10-state territory, Altitude Sports is the official television network of the Denver Nuggets, Colorado Avalanche, and Colorado Mammoth. Altitude Sports broadcasts University of Denver sports (including hockey,

basketball, soccer, volleyball, gymnastics and lacrosse), the Air Force Academy (football, basketball and hockey), as well as other local and regional sports, entertainment, and public service programming.



SCOTT HASTINGS
TELEVISION COLOR ANALYST




CHRIS MARLOWE
TELEVISION PLAY-BY-PLAY ANNOUNCER



VIC LOMBARDI
HOST



KATY WINGE
REPORTER/ANALYST



CHRIS DEMPSEY
HOST/ANALYST



BILL HANZLIK
STUDIO ANALYST



JASON KOSMICKI
RADIO PLAY-BY-PLAY ANNOUNCER

ALTITUDE 92.5 FM

Altitude 92.5 FM is the Denver Nuggets' flagship station in Denver. Altitude Sports Radio is also the radio home of the Denver Nuggets, Colorado Avalanche and Colorado Rapids. 92.5 FM features

Denver Sports Talk weekdays starting at 6 am and Fox Sports Radio 24/7 on 950 AM along the Front Range and worldwide on altitudesportsradio.com.

KKSE	92.5 FM	Denver, CO
KKSE	950 AM	Denver, CO
	95.1 FM	Ball Arena In-House Signal
KCSF	1300 AM	Colorado Springs, CO
KRDZ	1440 AM	Wray, CO
KSTC	1230 AM	Sterling, CO
KTMM	1340 AM	Grand Junction, CO

KRSJ	100.5 FM	Durango, CO
KIUP	930 AM	Durango, CO
KAVP	1450 AM	Montrose, CO
KSIR	1010 AM	Fort Morgan, CO
KNAB	104.1 FM	Burlington, CO
KNAB	1140 AM	Burlington, CO
KTYV	105.7 FM	Steamboat Springs, CO

KNFO	106.1 FM	Aspen/Basalt, CO
KBFS	1450 AM	Belle Fourche, SD
KYDT	103.1 FM	Sundance, WY
KOLT	690 AM	Scottsbluff, NE
KOLT	101.7 FM	Scottsbluff, NE
KQTM	101.7 FM	Albuquerque, NM

ALTITUDE SPORTS EXECUTIVES

Matthew J. Krol	Vice President, General Manager & Executive Producer, Altitude Sports & Entertainment
Dave Fleck	General Manager & Senior Vice President, KSE Radio
Phillip Mallios	Senior Vice President, Affiliate Sales & Marketing
Dave Zur	Senior Vice President, Operations & Engineering General Manager Network Operations Center
Michael Ceilley	Senior Vice President and General Manager, Partnership Marketing & Media Sales
Billi Capra	Vice President of Broadcast Services
Doug Menzies	Senior Producer/ Director – Avalanche
Scott Bay	Senior Director, Live Productions
Jason Kosmicki	Executive Producer, Altitude Radio Network





Chris Marlowe

Television Play-By-Play Announcer

Chris Marlowe begins his 19th year as the television play-by-play voice of the Nuggets on Altitude.

Marlowe, is a veteran of nine consecutive Olympic telecasts on NBC, most recently calling beach volleyball at the 2020 Tokyo games. Prior to coming to Denver, Marlowe called Pac-10 Basketball for FOX Sports Northwest in addition to handling USC Trojan play-by-play duties for FOX Sports West.

Marlowe has called play-by-play for a variety of sports during his career, including basketball, football, soccer, volleyball, boxing, swimming, diving, water polo, gymnastics, cliff diving, poker and the NFL.

Prior to his announcing career, Marlowe excelled in athletics, playing basketball and volleyball at San Diego State University. In 1976 and 1978 he was voted the Most Valuable Player by USA Volleyball. Marlowe's athletic career culminated as captain of the gold medal-winning U.S. Olympic Volleyball team in 1984. The athletic honors continued with his induction into five total hall of fames, including his induction into the San Diego State Aztec Hall of Fame and the California Beach Volleyball Hall of Fame in 1994.

In the offseason, he resides in Denver, with his wife and two daughters.



Scott Hastings

Television Analyst

The 2023-24 season marks Scott Hastings' 41st year associated with the NBA, either as a player or a broadcaster. He has been covering NBA games as a member of the media since 1993, including 25 seasons with Denver and four seasons with TNT. This will be his 18th straight season providing insight to Nuggets telecasts.

An 11-year veteran of the NBA, Hastings was a member of the 1989 league champion Detroit Pistons and played for Denver from '91-93. A four-year letterman at Arkansas, Hastings was named Honorable Mention All-American as a senior in '82 and left as the school's second all-time leading scorer behind Sidney Moncrief with 1,779 career points (now ranks fourth all-time).

He was also recently inducted into the Southwest Conference Hall of Fame as well as the Kansas Sports Hall of Fame, University of Arkansas Sports Hall of Fame and the state of Arkansas Sports Hall of Fame. Originally drafted by the New York Knicks with the 29th selection of the 1982 NBA Draft, Hastings also played professionally for Atlanta and Miami during his career.

One of the most well-known media personalities in the Denver market, Hastings has co-hosted a daily sports talk radio show for the last 23 years and served as the Denver Broncos radio color analyst for nine seasons. Hastings welcomed his daughter Eleanor Grace to the world in 2014.



Vic Lombardi

Television Reporter and Host

Vic Lombardi joined Altitude on January 1, 2016 as the Studio Host for the Pre-Game, Halftime, and Post-Game coverage of the Denver Nuggets games.

Lombardi previously worked as a television & radio host in South Bend, Austin, Phoenix and most recently the Sports Anchor for Denver CBS4. Lombardi comes to Altitude Sports with more than 25 years of experience in the sports industry and is a 30-time Emmy award winner, 16 for Best Sports Anchor. He is one of the most respected sports personalities in the country, which the number of awards attest.

He attended the University of Colorado and graduated from the University of Notre Dame in 1991. He resides in Denver, Colorado with his wife, Terri and three kids.



Katy Winge

Denver Nuggets Reporter and Host

Katy Winge is in her sixth season as an analyst, reporter, and host for Altitude TV and the Denver Nuggets. Before that she was the in-arena reporter and an associate producer at the Ball Arena, hosting the pregame and halftime show Courtside Countdown.

Winge played Division I college basketball on a scholarship at Illinois State where she was a three-year captain and a four-year letter winner. She then went on to get her Master's in Journalism at Northwestern in Chicago.

Previously, Winge hosted the nationally syndicated Fantasy Football Hour. Prior to moving to Denver, she worked as a sideline reporter and host for Comcast SportsNet Chicago and FOX Sports Wisconsin. She also did analyst work for Big Ten Network. In addition, she worked as a local sports anchor, producer, and reporter at KTTC/FOX 47 in Rochester, MN.

Currently she also works as a college basketball analyst and is an adjunct professor at Metropolitan State University of Denver.





Chris Dempsey

Denver Nuggets Reporter and Host

Christopher Dempsey is a Colorado native, born in Boulder, grew up in Montbello, and attended Montbello High School before moving on to majoring in journalism at the University of Colorado at Boulder. His career of over two decades of sports journalism began in Boulder, covering preps, all manner of sports at CU, and the Denver Broncos for the Daily Camera newspaper. In 2003, Dempsey moved on to the Denver Post, where he covered the Nuggets, college football at both CU and CSU, the Colorado Rapids and national college basketball. As a 20-something he was once told by a veteran in the business that eventually a life of immersing himself in sports would become stale, that he would look for outlets. Dempsey never believed it. And to this day he counts himself lucky to be working in a world (sports), covering a sport (basketball) and being around a hometown team

(the Nuggets) that energizes him every single day.



Bill Hanzlik

Television Anchor and Reporter

Bill Hanzlik, who spent 10 years as a player and coach in the Denver Nuggets organization, is in his 11th season as Nuggets anchor and reporter for the pre-game and post-game shows on Altitude Sports.

Considered one of the most beloved players in Nuggets franchise history, Hanzlik was with Denver from 1982-91 and helped the Nuggets reach the NBA Playoffs eight times. During his career, the Nuggets posted a cumulative record of 360-296 (.549) and captured two Midwest Division titles (1984-85 and 1987-88). Originally the 20th overall selection in the 1980 NBA Draft (by Seattle), Hanzlik played two seasons for the SuperSonics

before he was traded to Denver.

In 1991, Hanzlik moved on to the coaching ranks, becoming an assistant for Allan Bristow with the Charlotte Hornets. He was an assistant with the Hornets for five seasons and later moved on to coach with Lenny Wilkens and the Atlanta Hawks organization in 1996. On May 29, 1997, Hanzlik was named head coach of the Nuggets and held that position for the 1997-98 season.

Hanzlik now directs the Gold Crown Foundation, a non-profit corporation dedicated to improving the lives of Colorado's children through athletics and education. He founded the organization in 1986 with the help of Colorado business leader Ray Baker. Now a full-time CEO of the Foundation, Hanzlik has overseen the growth of the Foundation's athletic programs from one-week summer girls' basketball camp with an enrollment of 150 to its current 20,000 participants, ages 9-18 in numerous sports programs.

Hanzlik played four seasons at the University of Notre Dame (1976-80) and helped lead the Irish to the NCAA Final Four. He was also a member of the 1980 U.S. Men's Olympic Basketball Team that did not compete in the 1980 Moscow Olympics because of a political boycott. He was elected to the Colorado Sports Hall of Fame in 2003.

Bill and his wife, Maribeth, reside in Greenwood Village. They have four children.



Todd Romero

Sports Reporter

Todd Romero is a Denver native and a 1986 graduate of the University of Denver. Todd began attending Nuggets games as far back as 1969 when the Nuggets were the Denver Rockets.

After beginning on radio, Romero landed his first sports anchor job in 1991 at KJCT in Grand Junction. In 1995, Romero was hired at KUSA Channel 9 where he covered the Denver Broncos in back-to-back Super Bowls and was the first local reporter in the locker room for live interviews after the Broncos beat the Packers in Super Bowl XXXII.

Romero is also one of the few Denver broadcasters to be in the Rockies clubhouse when they captured their first ever wild card playoff berth in 1995. The Colorado Avalanche arrived that same year and Todd was there to cover the team through that season which culminated in winning the Stanley Cup.

Romero also had stops in Kansas City as the Sports Director for a local NBC Affiliate. Following a 3-year stay in Kansas City, Todd then worked as play-by-play talent for the WWE before heading to Florida where he covered the Florida Gators and Tim Tebow in their championship season.

In 2012, Romero was hired on at Altitude and is now in his 12th year with Altitude Sports. He hosts the pre and post-game shows for the Nuggets, does play-by-play for high school football and for men's and women's basketball at the University of Denver.





Jason Kosmicki Radio Play-By-Play Announcer

Kosmicki enters his 31st season with Kroenke Sports Enterprises. After serving numerous roles in the radio department, Kosmicki has been the voice of the Denver Nuggets for the last 16 years.

“Koz” moved back to the states at age 11 after spending seven years living in Germany. He relearned the English language and eventually attended the University of Nebraska at Kearney.

While in college, he served as Sports Director of the campus radio station and called play-by-play action for “just about any sport imaginable,” including football, basketball, baseball, wrestling, volleyball, softball, swimming and even the Sigma Tau Gamma fight night (boxing).

His athletic career peaked in high school where he was a four-year letterman in football and basketball and two years in golf. But as Koz is quick to point out: “It’s not that impressive; we had 60 kids in our high school.”

After college, Koz landed radio stints in Eau Claire, WI (where on his first week he did play-by-play for a curling tournament), Minneapolis, Washington D.C., Houston, Corpus Christi and Colorado Springs before making his way to the Denver area.

In his free time, Koz enjoys golfing and fishing at Lake McConaughy. The Nebraska native follows his home state Cornhuskers and resides in Indian Hills. His daughter Jacque graduated CU Denver and recently got married.



2023-24 KEY DATES



September 27

Training Camp Opens

October 5

NBA Preseason games begin

October 23

Rosters set for NBA Opening Day (5 p.m. ET)

October 24

Start of the 2023-24 NBA Regular Season

November 10

NBA G League Season begins

February 8

NBA Trade Deadline (3 p.m. ET)

February 16-18

NBA All-Star 2024 (Indianapolis, IN)

April 2

NBA G League Playoffs begin

April 14

Regular Season ends

April 16-19

NBA Play-In Tournament

April 20

NBA Playoffs 2024 begin

April 28

NBA Early Entry Eligibility Deadline (11:59 p.m. ET)

May 6-7

Conference Semifinals begin (possible move up to May 4-5)

May 12

NBA Draft Lottery 2024 presented by State Farm

May 21-22

Conference Finals begin (possible move up to May 19-20)

June 6

NBA Finals 2024 begins

June 27

NBA Draft 2024 presented by State Farm





- 7 Lauren Holtkamp-Sterling
- 8 Marc Davis
- 9 Natalie Sago
- 10 John Goble
- 11 Derrick Collins
- 12 CJ Washington
- 13 Ashley Moyer-Gleich
- 14 Ed Malloy
- 15 Zach Zarba
- 16 David Guthrie
- 17 Jonathan Sterling
- 18 Matt Boland
- 19 James Capers
- 20 Jenna Schroeder
- 21 Dedric Taylor
- 22 JB DeRosa
- 23 Tre Maddox
- 24 Kevin Scott
- 25 Tony Brothers
- 26 Pat Fraher
- 27 Mitchell Ervin
- 28 Mousa Dagher
- 29 Mark Lindsay
- 30 John Butler
- 31 Scott Wall
- 32 Marat Kogut
- 33 Sean Corbin
- 34 Kevin Cutler
- 35 Jason Goldenberg
- 36 Brent Barnaky
- 37 Eric Dalen
- 38 Michael Smith
- 39 Tyler Ford
- 40 Leon Wood
- 41 Nate Green
- 43 Matt Myers
- 44 Brett Nansel
- 45 Brian Forte
- 46 Ben Taylor
- 47 Bennie Adams
- 48 Scott Foster
- 49 Tom Washington
- 50 Gediminas Petraitis
- 51 Aaron Smith
- 52 Scott Twardoski
- 55 Bill Kennedy
- 56 John Conley
- 58 Josh Tiven
- 60 James Williams
- 61 Courtney Kirkland
- 63 Derek Richardson
- 64 Justin Van Duyne
- 67 Brandon Adair
- 68 Jacyn Goble
- 70 Phenizee Ransom
- 71 Rodney Mott
- 72 J.T. Orr
- 74 Curtis Blair
- 77 Karl Lane
- 78 Evan Scott
- 81 Simone Jelks
- 82 Suyash Mehta
- 83 Andy Nagy
- 85 Robert Hussey
- 86 Brandon Schwab
- 87 Danielle Scott
- 89 Dannica Mosher
- 91 Che Flores

Non-Staff Officials

- 76 Clare Aubry
- 80 Biniyam Maru
- 90 Pat O'Connell
- 92 Brent Haskill
- 93 Jenna Reneau
- 94 J.D. Ralls
- 95 Tyler Ricks
- 96 Intae Hwang
- 97 Tyler Mirkovich
- 98 Sha'Rae Mitchell





NBA DIVISIONAL ALIGNMENTS



SOUTHWEST

Dallas
Houston
Memphis
New Orleans
San Antonio

NORTHWEST

Denver
Minnesota
Oklahoma City
Portland
Utah

PACIFIC

Golden State
LA Clippers
LA Lakers
Phoenix
Sacramento



SOUTHEAST

Atlanta
Charlotte
Miami
Orlando
Washington

CENTRAL

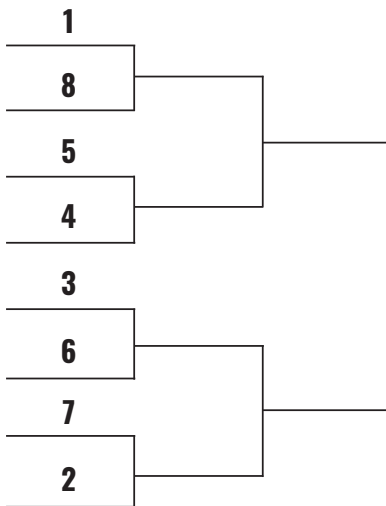
Chicago
Cleveland
Detroit
Indiana
Milwaukee

ATLANTIC

Boston
Brooklyn
New York
Philadelphia
Toronto

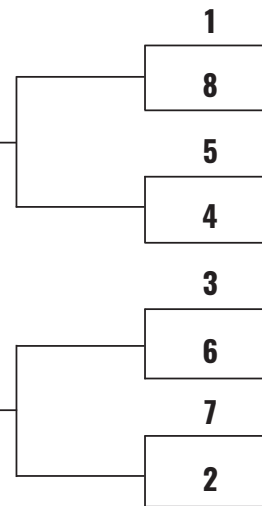
NBA PLAYOFF FORMAT

Western Conference



Following are the playoff pairings:

Eastern Conference



1. Sixteen teams qualify for the playoffs: Eight teams from each conference, ranked 1-8 based on overall record.
2. All rounds of the playoffs shall be a best-of-seven series including the NBA Finals. All teams will participate in the first round; there are no byes.





Achilles Tendon – The thick tendon at the distal portion of the calf that connects the gastrocnemius (calf) muscle to the heel.

Aerobic – Exercise in which energy needed is supplied by oxygen.

Anaerobic – Exercise without the use of oxygen as an energy source; short bursts of vigorous exercise.

Anterior Cruciate Ligament (ACL) – A primary stabilizing ligament within the center of the knee joint that prevents hyperextension and excessive rotation of the joint.

Anti-inflammatory – Any agent that prevents inflammation, such as aspirin or ibuprofen.

Arthroscopy – A surgical examination of the internal structures of a joint by viewing through an arthroscope. An arthroscopic procedure can be used to remove or repair damaged tissue or as a diagnostic procedure in order to inspect the extent of the damage or confirm diagnosis.

Atrophy – To shrivel or shrink from disuse, as in muscular atrophy.

Biceps – Muscles on the front of the upper arm responsible for flexing the elbow and shoulder.

Bone Scan – An imaging procedure in which a radioactive-labeled substance is injected into the body to determine the status of a bone injury. A bone scan is particularly useful in diagnosing a stress fracture.

Bruise – A discoloration of the skin as a result of an extravasation of blood into the underlying tissues.

Bursa – A fluid-filled sac located in areas of the body where friction is likely to occur, for example between a tendon and the underlying bone.

Cartilage – Smooth, slippery substance preventing the ends of bones from rubbing together.

Chondromalacia – Roughening of the articular cartilage. Best known for roughening of the on the underside of the patella, which can occur in any patellofemoral injury.

Concussion – Jarring injury of the brain.

Contusion – A tissue injury caused by a direct blow.

Cyst – Abnormal sac containing liquid or semisolid matter.

Dehydration – State resulting from loss of body fluid where fluid output (sweating) exceeds fluid intake.

Dislocation – Complete displacement of joint surfaces.

Fracture – Breach in continuity of the bone. Types of fractures include simple, compound, comminuted, greenstick, incomplete, impacted, longitudinal, oblique, stress and transverse.

Groin Strain – Strain to the muscles that work to adduct the leg.

Hamstring – Group of muscles that run from the buttocks to the knee along the back of the thigh. The hamstring muscles work to flex the knee and extend the hip and are often injured as a result of improper conditioning or lack of flexibility.

Hip Pointer – Contusion to the iliac crest.

Hyperextension – Extreme extension of a limb or body part.

Inflammation – The body's natural response to injury in which the involved site may display various degrees of pain, swelling, heat, redness, and/or loss of function.

Magnetic Resonance Imaging – Imaging procedure in which a radio frequency pulse causes certain electrical elements of the injured tissue to react. MRI does not require radiation and is very useful in the diagnosis of soft tissue, disc, and meniscus injuries.

Medial Collateral Ligament (MCL) – Ligament on the medial aspect of the knee that connects the femur to the tibia and provides medial stability to the joint.

Meniscus – Crescent-shaped cartilage located within the knee that works to absorb weight and provide stability.

Metatarsals – Five long bones of the foot, running from the ankle to the toes.

Microfracture Surgery – An orthopedic surgical technique that can help restore knee cartilage by creating tiny fractures in the adjacent bones, causing new cartilage to develop. It can be used to treat both degenerative knee problems as well as cartilage injuries, and has gained a high profile in the sports world in recent years.





Patella – The kneecap. The patella functions to protect the distal end of the femur as well as to increase the mechanical advantage and force-generating capacities of the quadriceps muscle group.

Patella Tendinitis – Inflammation of the patellar ligament; also known as **jumper’s knee**.

Plantar Fascia – The tight band of connective tissue in the arch of the foot.

Plantar Fasciitis – Inflammation of the plantar fascia; associated with overuse or acute foot injuries.

Posterior Cruciate Ligament (PCL) – A primary stabilizing ligament of the knee that prevents backward displacement of the tibia.

Quadricep Muscles – A group of four muscles in the thigh that works to extend the knee.

Reconstruction – Surgical rebuilding of a joint using natural, artificial or transplanted materials.

Rotator Cuff – Group of four shoulder muscles responsible for moving the shoulder in internal and external rotation and assisting with overall shoulder stability.

Shin Splint – A catch-all syndrome describing pain in the shin that is not a fracture or tumor and cannot be defined otherwise.

Spasm – A sudden, violent and involuntary muscle contraction.

Sprain – A twisting, stretching, pulling or tearing of a ligament.

1st Degree: A stretching but no tearing of a ligament. Athlete may either return to play immediately or will miss very little activity.

2nd Degree: A partial tear of a ligament. Bracing may be required. Athlete may miss one to four weeks.

3rd Degree: A complete tear of the ligament. Depending upon the ligament involved, bracing or even surgery may be required. Athlete may be out of activity from three weeks to one year or longer.

Sternum – The breast bone.

Strain – The stretching, pulling or twisting of a muscle or tendon.

1st Degree: A stretching but no tear of the muscle or tendon. Athlete may either return to play immediately or will usually miss very little activity.

2nd Degree: A partial tear of a muscle or tendon. Athlete may miss one to four weeks.

3rd Degree: A complete tear of a muscle or tendon. Depending upon the muscle or tendon involved surgery may be required. Athlete may be out of activity from three weeks to one year or longer.

Stress Fracture – A hairline break in a bone usually caused by overuse.

Subluxation – Partial dislocation of a joint. The term usually implies that the joint can be returned to its normal position without formal reduction.

Tendinitis – Inflammation of the tendon and/or tendon sheath, usually caused by chronic overuse.

Triceps – Muscle on the back of the upper arm that is responsible for extending the elbow and shoulder.

Ultrasound – An electrical modality that transmits sound waves through an applicator into soft tissue in order to heat the area.



SEASON REVIEW



2022-23 DENVER NUGGETS ROSTER



NO.	PLAYER	POS.	HT.	WT.	BIRTHDATE	PRIOR TO NBA/HOME COUNTRY	NBA EXP.
0	Christian Braun	F	6-6	210	04/17/2001	Kansas/USA	R
11	Bruce Brown	G/F	6-4	202	08/15/1996	Miami (FL)/USA	4
13	Thomas Bryant	C	6-10	248	07/31/1997	Indiana/USA	5
5	Kentavious Caldwell-Pope	G	6-5	204	02/18/1993	Georgia/USA	9
31	Vlatko Cancar	F	6-8	236	04/10/1997	KK Mega Bemax (Serbia)/Slovenia	3
21	Collin Gillespie*	G	6-3	190	06/25/1999	Villanova/USA	R
50	Aaron Gordon	F	6-8	235	09/16/1995	Arizona/USA	8
32	Jeff Green	F	6-8	235	08/28/1986	Georgetown/USA	14
7	Reggie Jackson	G	6-2	208	04/16/1990	Boston College/Italy	11
15	Nikola Jokic	C	7-0	284	02/19/1995	KK Mega Vizura/Serbia	7
6	DeAndre Jordan	C	6-11	265	07/21/1988	Texas A&M/USA	14
27	Jamal Murray	G	6-4	215	02/23/1997	Kentucky/Canada	5
22	Zeke Nnaji	F	6-11	240	01/09/2001	Arizona/USA	2
1	Michael Porter Jr.	F	6-10	218	06/29/1998	Missouri/USA	3
14	Ish Smith	G	6-0	175	07/05/1988	Wake Forest/USA	12
8	Peyton Watson	F	6-8	200	09/11/2002	UCLA/USA	R
10	Jack White*	F	6-7	222	08/05/1997	Duke/Australia	R

*Player under two-way contract, ^Substitute Player

STAFF

Head Coach: Michael Malone (Loyola-MD) **Assistant Coaches:** David Adelman (Portland), Ryan Saunders (Minnesota), Popeye Jones (Murray State), Ryan Bowen (Iowa), Charles Klask (Michigan State), John Beckett (Eckerd College), Ognjen Stojakovic, Elvis Valcarcel (Rutgers) **Player Development:** Stephen Graham (Oklahoma State), Boniface N'Dong **Special Assistant to the Head Coach:** Andrew Munson (Iowa) **Head Video Coordinator/Player Development:** Connor Griffin (Washington) **Assistant Video Coordinator:** Cam Griffin (Denver) **VP of Sports Medicine:** Steve Short (Dayton) **Head Athletic Trainer:** Dan Shimensky (Utah) **Associate Head Athletic Trainer:** Jason Miller (Iowa) **Director of Performance/Head Strength and Conditioning Coach:** Felipe Eichenberger (N.W. Oklahoma State University) **Assistant Strength and Conditioning Coach:** Claus Antunes de Souza (Tulsa) **Applied Sports Scientist/Assistant Strength and Conditioning Coach:** Ernie Contreras (USF) **Physical Therapist:** Jack Friesen **Performance Dietician:** Abbey Lathrop (Penn State) **Massage Therapist:** Giselle Montoya

PRONUNCIATION GUIDE

Christian Braun (Brown); Vlatko Cancar (CHAN-char); Nikola Jokic (ni-KOLA yo-kitch); Zeke Nnaji (NAH-jee)



2022-23 PLAYER/TEAM HIGHS AND LOWS



	DENVER NUGGETS		OPPONENTS	
Points	43	Nikola Jokic vs. WAS 12/14/2022	47	Joel Embiid at PHI 01/28/2023
Field Goals	17	Nikola Jokic vs. WAS 12/14/2022	18	Joel Embiid at PHI 01/28/2023
Field Goal Attempts	29	Jamal Murray vs. LAL 01/09/2023	31	Joel Embiid at PHI 01/28/2023
Field Goal Percentage	1.000	Kentavious Caldwell-Pope (7-7) vs. MIA 12/30/2022	1.000	Paul Reed (7-7) vs. PHI 03/27/2023
3-PT Field Goal	7	Jamal Murray vs. ATL 02/04/2023	9	Damian Lillard at POR 12/08/2022
	7	Jamal Murray vs. NOP 01/31/2023		
	7	Bones Hyland vs. UTA 10/28/2022		
3-PT FG Attempts	15	Michael Porter Jr. at HOU 04/04/2023	17	Landry Shamet vs. PHX 12/25/2022
			17	Damian Lillard at POR 12/08/2022
3-PT FG Percentage	1.000	Jamal Murray (4-4) at BKN 03/19/2023	1.000	Doug McDermott (4-4) at SAS 03/10/2023
	1.000	Kentavious Caldwell-Pope (4-4) at CLE 02/23/2023		
	1.000	Kentavious Caldwell-Pope (4-4) vs. MIA 12/30/2022		
Free Throws	16	Nikola Jokic at OKC 11/23/2022	15	Giannis Antetokounmpo at MIL 01/25/2023
Free Throw Attempts	18	Nikola Jokic at OKC 11/23/2022	22	Giannis Antetokounmpo at MIL 01/25/2023
Free Throw Percentage	1.000	Nikola Jokic (11-11) at GSW 10/21/2022	1.000	Damian Lillard (14-14) vs. POR 01/17/2023
			1.000	Shai Gilgeous-Alexander (14-14) at OKC 11/23/2022
Total Rebounds	27	Nikola Jokic vs. CHA 12/18/2022	18	Joel Embiid at PHI 01/28/2023
Offensive Rebounds	12	Aaron Gordon at MIN 01/02/2023	7	Kevon Looney vs. GSW 04/02/2023
			7	Mitchell Robinson at NYK 03/18/2023
			7	Jarrett Allen vs. CLE 01/06/2023
Defensive Rebounds	20	Nikola Jokic vs. CHA 12/18/2022	13	Nikola Vučević vs. CHI 03/08/2023
			13	Deandre Ayton vs. PHX 12/25/2022
			13	Anthony Davis vs. LAL 10/26/2022
Assists	16	Nikola Jokic vs. MIN 02/07/2023	16	Spencer Dinwiddie vs. BKN 03/12/2023
	16	Nikola Jokic vs. GSW 02/02/2023	16	Chris Paul vs. PHX 12/25/2022
	16	Nikola Jokic vs. LAL 01/09/2023		
Steals	5	Nikola Jokic vs. WAS 12/14/2022	5	Russell Westbrook vs. LAC 02/26/2023
			5	Herb Jones vs. NOP 01/31/2023
Blocks	4	Aaron Gordon at HOU 04/04/2023	5	Jaren Jackson Jr. vs. MEM 12/20/2022
	4	Aaron Gordon vs. LAL 01/09/2023		
	4	Nikola Jokic vs. UTA 12/10/2022		
Minutes	44:58	Bruce Brown at OKC 11/23/2022	42:31	Shai Gilgeous-Alexander at OKC 11/23/2022

NUGGETS HIGHS	NUGGETS LOWS	CATEGORY	OPPONENTS HIGHS	OPPONENTS LOWS
146 vs. MIN 02/07/2023	88 vs. NOP 03/30/2023	Points	135 at POR 10/24/2022	91 (2) vs. LAC 01/05/2023
58 vs. MIN 02/07/2023	32 vs. NOP 03/30/2023	Field Goals	51 at SAS 03/10/2023	31 vs. MEM 03/03/2023
100 vs. GSW 04/02/2023	71 at MIN 02/05/2023	Field Goal Attempts	105 vs. GSW 04/02/2023	68 at LAC 11/25/2022
.651 vs. WAS 12/14/2022	.392 at MIL 01/25/2023	Field Goal Percentage	.597 at DAL 11/18/2022	.369 vs. MEM 03/03/2023
20 vs. OKC 10/22/2022	4 (2) vs. NOP 03/30/2023	3-PT Field Goal	19 (2) vs. GSW 02/02/2023	4 at WAS 03/22/2023
46 at UTA 04/08/2023	16 vs. WAS 12/14/2022	3-PT FG Attempts	44 (4) vs. BKN 03/12/2023	20 vs. ATL 02/04/2023
.607 vs. MIA 12/30/2022	.143 vs. NOP 03/30/2023	3-PT FG Percentage	.514 at PHI 01/28/2023	.135 vs. LAC 01/05/2023
33 at OKC 11/23/2022	5 vs. SAS 11/05/2022	Free Throws	29 vs. IND 01/20/2023	7 (2) at HOU 02/28/2023
41 at OKC 11/23/2022	10 vs. SAS 11/05/2022	Free Throw Attempts	37 vs. IND 01/20/2023	8 at MEM 02/25/2023
.950 at SAS 03/10/2023	.467 vs. CHI 03/08/2023	Free Throw Percentage	1.000 (2) vs. GSW 04/02/2023	.556 at DET 03/16/2023
58 vs. UTA 10/28/2022	32 at TOR 03/14/2023	Total Rebounds	59 at UTA 04/08/2023	24 vs. WAS 12/14/2022
18 (2) at CLE 02/23/2023	1 vs. BOS 01/01/2023	Offensive Rebounds	22 vs. GSW 04/02/2023	4 (5) vs. MIL 03/25/2023
47 vs. LAC 01/05/2023	23 at DAL 11/18/2022	Defensive Rebounds	42 (2) at UTA 04/08/2023	20 vs. WAS 12/14/2022
44 vs. MIN 02/07/2023	18 (2) vs. NYK 11/16/2022	Assists	40 vs. WAS 12/14/2022	16 at MIL 01/25/2023
16 vs. IND 01/20/2023	2 vs. UTA 10/28/2022	Steals	14 at SAS 11/07/2022	1 at LAC 11/25/2022
21 (2) at MIN 02/05/2023	5 at BOS 11/11/2022	Turnovers	24 at SAS 11/07/2022	6 vs. CLE 01/06/2023
13 at HOU 04/04/2023	0 (2) at ATL 12/02/2022	Blocks	10 vs. MIN 01/18/2023	0 at SAS 03/10/2023
26 vs. DAL 12/06/2022	8 at HOU 02/28/2023	Fouls	28 (2) vs. PHX 12/25/2022	11 (2) at MEM 02/25/2023



2022-23 DENVER NUGGETS FINAL STATS



PLAYER	GP-GS	MIN	MPG	FG-ATT	FG%	3FG-ATT	3FG%	FT-FTA	FT%	OFF	DEF	TOT/AVG	AST	APG	PF-D	STL	SPG	TO	BLK	BPG	PTS	AVG
Jokic	69-69	2,323	33.7	646-1,022	.632	57-149	.383	341-415	.822	167	650	817/11.8	678	9.8	174-392	87	1.26	247	47	0.68	1,690	24.5
Murray	65-65	2,133	32.8	473-1,041	.454	172-432	.398	180-216	.833	48	209	257/4.0	400	6.2	103-179	66	1.02	145	16	0.25	1,298	20.0
Gordon	68-68	2,055	30.2	429-761	.564	60-173	.347	191-314	.608	164	282	446/6.6	203	3.0	129-242	54	0.79	98	51	0.75	1,109	16.3
Porter Jr.	62-62	1,798	29.0	398-817	.487	188-454	.414	96-120	.800	64	277	341/5.5	65	1.0	119-85	37	0.60	68	29	0.47	1,080	17.4
Brown	80-31	2,280	28.5	358-741	.483	91-254	.358	116-153	.758	63	265	328/4.1	268	3.4	190-118	87	1.09	123	51	0.64	923	11.5
Caldwell-Pope	76-76	2,381	31.3	292-632	.462	135-319	.423	103-125	.824	35	173	208/2.7	183	2.4	145-145	112	1.47	86	35	0.46	822	10.8
Hyland	42-1	820	19.5	173-434	.399	91-241	.378	71-82	.866	10	76	86/2.0	125	3.0	66-73	28	0.67	67	13	0.31	508	12.1
Green	56-4	1,091	19.5	160-328	.488	30-104	.288	87-117	.744	38	106	144/2.6	69	1.2	99-95	18	0.32	46	17	0.30	437	7.8
Braun	76-6	1,181	15.5	143-289	.495	34-96	.354	40-64	.625	48	133	181/2.4	59	0.8	101-46	41	0.54	35	17	0.22	360	4.7
Cancar	60-9	889	14.8	108-227	.476	43-115	.374	38-41	.927	24	104	128/2.1	80	1.3	84-46	22	0.37	37	14	0.23	297	5.0
Nnaji	53-5	728	13.7	110-196	.561	17-65	.262	40-62	.645	65	73	138/2.6	18	0.3	105-61	17	0.32	31	23	0.43	277	5.2
Jordan	39-8	586	15.0	88-115	.765	1-1	1.000	22-48	.458	52	150	202/5.2	34	0.9	71-53	12	0.31	48	23	0.59	199	5.1
Jackson	16-2	319	19.9	49-128	.383	19-68	.279	10-12	.833	3	25	28/1.8	50	3.1	22-10	9	0.56	19	1	0.06	127	7.9
Smith	43-0	398	9.3	52-131	.397	2-12	.167	2-4	.500	5	49	54/1.3	100	2.3	33-11	8	0.19	44	7	0.16	108	2.5
Bryant	18-1	205	11.4	33-68	.485	4-9	.444	13-18	.722	19	41	60/3.3	2	0.1	25-17	2	0.11	10	7	0.39	83	4.6
Reed	35-1	315	9.0	25-80	.313	16-44	.364	15-20	.750	9	46	55/1.6	19	0.5	36-13	13	0.37	20	4	0.11	81	2.3
Watson	23-2	186	8.1	29-59	.492	6-14	.429	11-20	.550	8	29	37/1.6	11	0.5	14-13	2	0.09	8	11	0.48	75	3.3
White	17-0	66	3.9	8-19	.421	3-9	.333	2-3	.667	6	11	17/1.0	4	0.2	9-2	3	0.18	2	2	0.12	21	1.2
NUGGETS	82	19,749	240.8	3,574-7,088	.504	969-2,559	.379	1,378-1,834	.751	828	2,699	3,527/43.0	2,368	28.9	1,525-1,601	618	7.54	1,134	368	4.49	9,495	115.8
OPPONENTS	82	19,749	240.8	3,423-7,166	.478	933-2,711	.344	1,443-1,861	.775	832	2,516	3,348/40.8	2,105	25.7	1,601-1,525	646	7.88	1,059	344	4.20	9,222	112.5



2022-23 REGULAR SEASON AVERAGES



PLAYER	MIN	FG	ATT	3FG	ATT	FT	FTA	OFF	DEF	TOT	AST	PF	FD	STL	TO	BLK	PTS
Christian Braun	16	1.9	3.8	0.4	1.3	0.5	0.8	0.6	1.8	2.4	0.8	1.3	0.6	0.54	0.5	0.22	4.7
Michael Porter Jr.	29	6.4	13.2	3.0	7.3	1.5	1.9	1.0	4.5	5.5	1.0	1.9	1.4	0.60	1.1	0.47	17.4
Bones Hyland	20	4.2	10.6	2.2	5.9	1.7	2.0	0.3	1.8	2.1	3.0	1.6	1.7	0.67	1.6	0.31	12.3
Peyton Watson	8	1.3	2.6	0.3	0.6	0.5	0.9	0.3	1.3	1.6	0.5	0.6	0.6	0.09	0.3	0.48	3.3
Kentavious Caldwell-Pope	31	3.8	8.3	1.8	4.2	1.4	1.6	0.5	2.3	2.7	2.4	1.9	1.9	1.47	1.1	0.46	10.8
DeAndre Jordan	15	2.3	2.9	0.0	0.0	0.6	1.2	1.3	3.8	5.2	0.9	1.8	1.4	0.31	1.2	0.59	5.1
Davon Reed	9	0.7	2.3	0.5	1.3	0.4	0.6	0.3	1.3	1.6	0.5	1.0	0.4	0.37	0.6	0.11	2.3
Bruce Brown	28	4.5	9.3	1.1	3.2	1.5	1.9	0.8	3.3	4.1	3.4	2.4	1.5	1.09	1.5	0.64	11.5
Ish Smith	9	1.2	3.0	0.0	0.3	0.0	0.1	0.1	1.1	1.3	2.3	0.8	0.3	0.19	1.0	0.16	2.5
Nikola Jokic	34	9.4	14.8	0.8	2.2	4.9	6.0	2.4	9.4	11.8	9.8	2.5	5.7	1.26	3.6	0.68	24.5
Zeke Nnaji	14	2.1	3.7	0.3	1.2	0.8	1.2	1.2	1.4	2.6	0.3	2.0	1.2	0.32	0.6	0.43	5.2
Jamal Murray	33	7.3	16.0	2.6	6.6	2.8	3.3	0.7	3.2	4.0	6.2	1.6	2.8	1.02	2.2	0.25	20.0
Vlatko Cancar	15	1.8	3.8	0.7	1.9	0.6	0.7	0.4	1.7	2.1	1.3	1.4	0.8	0.37	0.6	0.23	5.0
Jeff Green	19	2.9	5.9	0.5	1.9	1.6	2.1	0.7	1.9	2.6	1.2	1.8	1.7	0.32	0.8	0.30	7.8
Aaron Gordon	30	6.3	11.2	0.9	2.5	2.8	4.6	2.4	4.1	6.6	3.0	1.9	3.6	0.79	1.4	0.75	16.3
Jack White	4	0.5	1.1	0.2	0.5	0.1	0.2	0.4	0.6	1.0	0.2	0.5	0.1	0.18	0.1	0.12	1.2
Thomas Bryant	14	2.7	5.2	0.3	0.7	1.1	1.5	1.4	2.8	4.2	0.2	1.7	1.3	0.28	0.6	0.39	6.7
Reggie Jackson	23	3.4	8.9	1.3	4.7	0.6	0.8	0.3	1.9	2.2	3.8	1.5	0.7	0.56	1.4	0.06	8.6
NUGGETS 241		43.6	86.4	11.8	31.2	16.8	22.4	10.1	32.9	50.9	28.9	18.6	19.5	7.54	13.8	4.49	115.8
OPPONENTS 241		41.7	87.4	11.4	33.1	17.6	22.7	10.1	30.7	48.2	25.7	19.5	18.6	7.88	12.9	4.20	112.5



2022-23 SINGLE GAME HIGHS



PLAYER	MIN	FG	ATT	FG%	3FG	ATT	3FG%	FT	FTA	FT%	OFF	DEF	TOT	AST	PF	FD	STL	TO	BLK	PTS
Christian Braun	34	7	11 (3)	1.000 (8)	3	5 (2)	1.000 (10)	4	5	1.000 (9)	3	6	7 (2)	4 (2)	5	5	4	2 (4)	2	19
Michael Porter Jr.	39	12 (2)	20 (2)	.750	6 (4)	15	.800	8	8 (2)	1.000 (23)	4	11	13	4	5 (2)	6	3	4 (2)	3 (2)	31
Bones Hyland	35	10	21	.727	7	12	.833	6	6 (3)	1.000 (20)	2	7	7	11	4 (3)	6	2 (5)	6	2 (2)	29
Peyton Watson	27	4 (3)	10	1.000 (4)	2	3	1.000 (3)	5	7 (2)	.714	3	8	8	4	4	4 (2)	1 (2)	2 (2)	3 (2)	13
Kentavious Caldwell-Pope	41	8 (2)	15 (2)	1.000 (2)	6 (2)	10	1.000 (4)	5	6	1.000 (33)	2 (6)	7 (2)	8 (2)	6 (3)	5 (3)	5 (3)	4 (3)	4	2 (8)	21 (2)
DeAndre Jordan	34	6	7	1.000 (18)	1	1	1.000	3	6	1.000 (3)	4 (2)	15	17	3 (2)	6	4 (2)	3	4	3	12 (2)
Davon Reed	25	3	7 (2)	1.000 (4)	3	6	1.000 (5)	3	4	1.000 (4)	1 (9)	6	7	3 (2)	4	2 (3)	3	4	1 (4)	9
Bruce Brown	45	11	18 (2)	.833	4 (3)	7 (4)	1.000 (5)	9	9	1.000 (24)	5	12	13	10	5 (2)	7	4 (2)	6 (3)	3	31
Ish Smith	29	5 (4)	12	1.000 (4)	1 (2)	3	1.000	1 (2)	2 (2)	.500 (2)	1 (5)	6	7	9	5	3	2	4 (3)	2	11
Nikola Jokic	44	17	26	1.000 (2)	4	9	1.000 (8)	16	18	1.000 (26)	8	20	27	16 (3)	5 (7)	11	5	10	4	43
Zeke Nnaji	31	8	16	1.000 (7)	2 (2)	9	1.000 (5)	4	8	1.000 (9)	6 (2)	7	10	2 (2)	6	5	3	4	2 (3)	18
Jamal Murray	43	15	29	.700	7 (2)	13	1.000 (2)	8	9	1.000 (27)	5	9	10	14	5	10	3 (4)	5 (5)	2 (4)	41
Vlatko Cancar	35	7 (2)	18	1.000 (6)	3 (5)	10	1.000 (8)	6	7	1.000 (15)	4	8	12	6	5	5	2 (5)	3 (4)	3	19
Jeff Green	30	11	16	1.000 (3)	3	9	1.000 (6)	6	6 (3)	1.000 (16)	4	4 (10)	7	3 (8)	5 (2)	5	2 (4)	4	3	24
Aaron Gordon	41	15	24	1.000	4	6 (2)	1.000 (4)	7 (2)	13	1.000 (9)	12	12	16 (2)	8 (2)	6	8	4 (2)	5	4 (2)	37
Jack White	15	2 (3)	4	1.000 (2)	2	2 (3)	1.000 (2)	1 (2)	2	1.000	3	5	8	2	2	1 (2)	1 (3)	1 (2)	2	7
Thomas Bryant	28	9	14	1.000	2 (2)	3	1.000	5	5	1.000 (5)	4 (2)	8	10	1 (3)	4	4 (2)	2	2 (2)	2 (2)	21
Reggie Jackson	34	7 (2)	15	1.000	3	9	1.000	4	4	1.000 (3)	2	5	5	8 (2)	3 (4)	2 (2)	2 (2)	4	1	20
NUGGETS 265 (2)	58	100	.651	20	46	.607	33	41	.950	18 (2)	47	69	44	28 (3)	32	16	21 (2)	13	146	
OPPONENTS 265 (3)	51	105	.597	19 (2)	44 (4)	.514	29	37	1.000 (2)	22	42 (2)	66	40	32	28 (3)	14	24	10	135	



2022-23 FINAL STATS HOME/ROAD



2022-23 FINAL STATS - HOME

PLAYER	GP-GS	MIN	MPG	FG-ATT	FG%	3FG-ATT	3FG%	FT-FTA	FT%	OFF	DEF	TOT/AVG	AST	APG	PF-D	STL	SPG	TO	BLK	BPG	PTS	AVG
Jokic	35-35	1,189	34.0	325-507	.641	27-73	.370	190-237	.802	86	371	457/13.1	390	11.1	84-208	45	1.29	118	26	0.74	867	24.8
Murray	36-36	1,177	32.7	266-574	.463	102-250	.408	110-132	.833	23	121	144/4.0	230	6.4	62-120	36	1.00	78	10	0.28	744	20.7
Gordon	37-37	1,082	29.2	209-388	.539	25-86	.291	107-181	.591	90	147	237/6.4	110	3.0	68-135	31	0.84	53	29	0.78	550	14.9
Porter Jr.	31-31	900	29.0	200-399	.501	83-204	.407	52-66	.788	39	145	184/5.9	25	0.8	59-47	18	0.58	29	13	0.42	535	17.3
Brown	41-14	1,146	28.0	193-388	.497	55-139	.396	61-87	.701	32	141	173/4.2	127	3.1	99-64	46	1.12	56	27	0.66	502	12.2
Caldwell-Pope	39-39	1,193	30.6	154-325	.474	71-164	.433	54-67	.806	16	93	109/2.8	84	2.2	82-79	63	1.62	39	15	0.38	433	11.1
Hyland	25-0	444	17.7	96-242	.397	56-140	.400	35-41	.854	5	43	48/1.9	64	2.6	41-39	15	0.60	39	7	0.28	283	11.3
Green	25-2	517	20.7	77-145	.531	13-41	.317	34-49	.694	16	50	66/2.6	33	1.3	50-41	9	0.36	20	9	0.36	201	8.0
Braun	39-2	577	14.8	71-147	.483	17-51	.333	16-27	.593	24	63	87/2.2	28	0.7	41-19	14	0.36	16	8	0.21	175	4.5
Nnaji	29-2	406	14.0	67-111	.604	11-38	.289	23-39	.590	35	40	75/2.6	12	0.4	60-40	9	0.31	16	13	0.45	168	5.8
Cancar	29-3	411	14.2	49-95	.516	20-46	.435	17-19	.895	14	49	63/2.2	37	1.3	43-18	12	0.41	18	3	0.10	135	4.7
Jordan	16-2	233	14.6	35-49	.714	1-1	1.000	9-19	.474	21	62	83/5.2	16	1.0	40-20	2	0.13	20	9	0.56	80	5.0
Jackson	7-0	134	19.1	18-47	.383	10-27	.370	2-4	.500	1	10	11/1.6	17	2.4	6-2	3	0.43	8	1	0.14	48	6.9
Bryant	8-1	94	11.7	18-31	.581	4-7	.571	6-9	.667	4	22	26/3.3	0	0.0	12-11	1	0.13	5	4	0.50	46	5.8
Smith	22-0	168	7.6	20-47	.426	0-5	.000	0-0	.000	2	21	23/1.0	46	2.1	12-2	5	0.23	17	4	0.18	40	1.8
Watson	10-1	69	6.9	16-29	.552	3-5	.600	5-9	.556	7	6	13/1.3	0	0.0	6-6	1	0.10	4	5	0.50	40	4.0
Reed	17-0	108	6.4	12-28	.429	8-18	.444	4-4	1.000	1	20	21/1.2	5	0.3	12-4	4	0.24	4	3	0.18	36	2.1
White	11-0	43	3.9	5-11	.455	1-4	.250	1-1	1.000	4	8	12/1.1	2	0.2	5-1	3	0.27	2	0	0.00	12	1.1
NUGGETS	41	9,880	241.0	1,831-3,563	.514	507-1,299	.390	726-991	.733	420	1,412	1,832/44.7	1,226	29.9	782-856	317	7.73	542	186	4.54	4,895	119.4
OPPONENTS	41	9,880	241.0	1,645-3,573	.460	449-1,382	.325	755-956	.790	400	1,243	1,643/40.1	1,041	25.4	856-782	314	7.66	529	179	4.37	4,494	109.6

2022-23 FINAL STATS - ROAD

PLAYER	GP-GS	MIN	MPG	FG-ATT	FG%	3FG-ATT	3FG%	FT-FTA	FT%	OFF	DEF	TOT/AVG	AST	APG	PF-D	STL	SPG	TO	BLK	BPG	PTS	AVG
Jokic	34-34	1,134	33.3	321-515	.623	30-76	.395	151-178	.848	81	279	360/10.6	288	8.5	90-184	42	1.24	129	21	0.62	823	24.2
Gordon	31-31	973	31.4	220-373	.590	35-87	.402	84-133	.632	74	135	209/6.7	93	3.0	61-107	23	0.74	45	22	0.71	559	18.0
Murray	29-29	957	33.0	207-467	.443	70-182	.385	70-84	.833	25	88	113/3.9	170	5.9	41-59	30	1.03	67	6	0.21	554	19.1
Porter Jr.	31-31	897	28.9	198-418	.474	105-250	.420	44-54	.815	25	132	157/5.1	40	1.3	60-38	19	0.61	39	16	0.52	545	17.6
Brown	39-17	1,134	29.1	165-353	.467	36-115	.313	55-66	.833	31	124	155/4.0	141	3.6	91-54	41	1.05	67	24	0.62	421	10.8
Caldwell-Pope	37-37	1,188	32.1	138-307	.450	64-155	.413	49-58	.845	19	80	99/2.7	99	2.7	63-66	49	1.32	47	20	0.54	389	10.5
Green	31-2	574	18.5	83-183	.454	17-63	.270	53-68	.779	22	56	78/2.5	36	1.2	49-54	9	0.29	26	8	0.26	236	7.6
Hyland	17-1	377	22.2	77-192	.401	35-101	.347	36-41	.878	5	33	38/2.2	61	3.6	25-34	13	0.76	28	6	0.35	225	13.2
Braun	37-4	604	16.3	72-142	.507	17-45	.378	24-37	.649	24	70	94/2.5	31	0.8	60-27	27	0.73	19	9	0.24	185	5.0
Cancar	31-6	478	15.4	59-132	.447	23-69	.333	21-22	.955	10	55	65/2.1	43	1.4	41-28	10	0.32	19	11	0.35	162	5.2
Jordan	23-6	352	15.3	53-66	.803	0-0	.000	13-29	.448	31	88	119/5.2	18	0.8	31-33	10	0.43	28	14	0.61	119	5.2
Nnaji	24-3	322	13.4	43-85	.506	6-27	.222	17-23	.739	30	33	63/2.6	6	0.3	45-21	8	0.33	15	10	0.42	109	4.5
Jackson	9-2	185	20.6	31-81	.383	9-41	.220	8-8	1.000	2	15	17/1.9	33	3.7	16-8	6	0.67	11	0	0.00	79	8.8
Smith	21-0	230	11.0	32-84	.381	2-7	.286	2-4	.500	3	28	31/1.5	54	2.6	21-9	3	0.14	27	3	0.14	68	3.2
Reed	18-1	207	11.5	13-52	.250	8-26	.308	11-16	.688	8	26	34/1.9	14	0.8	24-9	9	0.50	16	1	0.06	45	2.5
Bryant	10-0	112	11.2	15-37	.405	0-2	.000	7-9	.778	15	19	34/3.4	2	0.2	13-6	1	0.10	5	3	0.30	37	3.7
Watson	13-1	118	9.0	13-30	.433	3-9	.333	6-11	.545	1	23	24/1.8	11	0.8	8-7	1	0.08	4	6	0.46	35	2.7
White	6-0	23	3.9	3-8	.375	2-5	.400	1-2	.500	2	3	5/0.8	2	0.3	4-1	0	0.00	0	2	0.33	9	1.5
NUGGETS	41	9,857	240.4	1,743-3,525	.494	462-1,260	.367	652-843	.773	408	1,287	1,695/41.3	1,142	27.9	743-745	301	7.34	592	182	4.44	4,600	112.2
OPPONENTS	41	9,857	240.4	1,778-3,593	.495	484-1,329	.364	688-905	.760	432	1,273	1,705/41.6	1,064	26.0	745-743	332	8.10	530	165	4.02	4,728	115.3



2022-23 FINAL STATS RECORD VS. NBA



TEAM RECORD

	RECORD	HOME	ROAD	OT
OVERALL	53-29	34-7	19-22	3-0
ATLANTIC	4-6	3-2	1-4	--
CENTRAL	7-3	3-2	4-1	--
SOUTHEAST	8-2	5-0	3-2	--
EASTERN	19-11	11-4	8-7	--
SOUTHWEST	11-7	7-2	4-5	--
NORTHWEST	10-6	7-1	3-5	1-0
PACIFIC	13-5	9-0	4-5	2-0
WESTERN	34-18	23-3	11-15	3-0

TEAM RECORD - BY TEAM

	RECORD	HOME	ROAD	OT
OVERALL	53-29	34-7	19-22	3-0
76ERS	1-1	1-0	0-1	--
BUCKS	1-1	1-0	0-1	--
BULLS	1-1	0-1	1-0	--
CAVALIERS	2-0	1-0	1-0	--
CELTICS	1-1	1-0	0-1	--
CLIPPERS	4-0	2-0	2-0	1-0
GRIZZLIES	2-1	2-0	0-1	--
HAWKS	1-1	1-0	0-1	--
HEAT	2-0	1-0	1-0	--
HORNETS	2-0	1-0	1-0	--
JAZZ	2-2	2-0	0-2	--
KINGS	2-1	1-0	1-1	--
KNICKS	0-2	0-1	0-1	--
LAKERS	2-2	2-0	0-2	--
MAGIC	1-1	1-0	0-1	--
MAVERICKS	2-2	1-1	1-1	--
NETS	1-1	0-1	1-0	--
PACERS	2-0	1-0	1-0	--
PELICANS	2-2	1-1	1-1	--
PISTONS	1-1	0-1	1-0	--
RAPTORS	1-1	1-0	0-1	--
ROCKETS	3-1	2-0	1-1	--
SPURS	2-1	1-0	1-1	--
SUNS	2-2	2-0	0-2	1-0
THUNDER	3-1	1-1	2-0	1-0
TIMBERWOLVES	2-2	2-0	0-2	--
TRAIL BLAZERS	3-1	2-0	1-1	--
WARRIORS	3-0	2-0	1-0	--
WIZARDS	2-0	1-0	1-0	--

HEAD COACH: MICHAEL MALONE

	TENURE	WON	LOSS	PCT.
OVERALL:	10	406	337	.546
W/ CLUB:	8	367	270	.576

TEAM WINNING & LOSING STREAKS

LONG:	OVERALL	HOME	ROAD
Win	1/5/2023 — 1/20/2023 (9)	12/10/2022 — 1/20/2023 (16)	2/11/2023 — 2/23/2023 (3)
Loss	3/8/2023 — 3/14/2023 (4)	3/8/2023 — 3/12/2023 (2)	3/31/2023 — 4/8/2023 (4)

*showing most recent streaks

AFTER 82 GAMES: W53, L29

MARGIN	1	2	3	4	5	6	7	8	9	10	11	12	13	14	15	16	17	18	19	20	21	22	23
Won By:	3	1	3	3	7	3	1		3	2	1	3	4	4		3	1		1	2	1		3
Lost By:	2	3	1	2		1	2	3			2		1		2			2	2				3

MARGIN	24	25	26	27	28	29	30	31	32	33	34	35	36	37	38	39	40	41	42	43	44	45	46
Won By:		1				1		1			1												
Lost By:		1			1		1																

AT START OF:	OVERALL	HOME	ROAD	FG%:	OVERALL	HOME	ROAD
2nd-Ahead:	37-9	25-2	12-7	-44%	1-9	1-4	0-5
-Behind:	14-18	9-4	5-14	45-49%	13-9	7-0	6-9
-Tied:	2-2	0-1	2-1	50-54%	24-8	14-3	10-5
3rd-Ahead:	33-9	23-2	10-7	55-59%	9-3	7-0	2-3
-Behind:	18-20	9-5	9-15	+60%	6-0	5-0	1-0
-Tied:	2-0	2-0	0-0				
4th-Ahead:	41-4	29-1	12-3				
-Behind:	10-24	4-6	6-18				
-Tied:	2-1	1-0	1-1				



2022-23 INDIVIDUAL SEASON HIGHS



PLAYER	MIN	FG	ATT	3FG	ATT	FT	FTA	OFF	DEF	TOT	AST	PF	PFD	STL	TO	BLK	PTS
Christian Braun	33.9C Feb. 5 at MIN	7C Feb. 5 at MIN	11C(3) Apr. 6 at PHX	3C Oct. 22 vs. OKC	5C(2) Apr. 6 at PHX	4C Apr. 8 at UTA	5C Apr. 8 at UTA	3C Dec. 8 at POR	6C Apr. 8 at UTA	7C(2) Feb. 11 at CHA	4C(2) Feb. 15 vs. DAL	5C Dec. 6 vs. DAL	5C Apr. 8 at UTA	4C Feb. 11 at CHA	2C(4) Apr. 9 vs. SAC	2C Jan. 22 vs. OKC	19C Feb. 5 at MIN
Bruce Brown	45.0C Nov. 23 at OKC	11C Apr. 6 at PHX	18(2) Apr. 6 at PHX	4C(3) Jan. 1 vs. BOS	7C(4) Feb. 13 at MIA	9C Apr. 6 at PHX	9C Apr. 6 at PHX	5 Nov. 11 at BOS	12C Nov. 23 at OKC	13 Nov. 23 at OKC	10 Nov. 23 at OKC	5(2) Nov. 25 at LAC	7C Feb. 5 at MIN	4(2) Jan. 15 vs. ORL	6C(3) Jan. 25 at MIL	3 Apr. 4 at HOU	31C Apr. 6 at PHX
Thomas Bryant	21.3 Feb. 25 at MEM	5 Apr. 9 vs. SAC	8 Apr. 9 vs. SAC	2(2) Apr. 9 vs. SAC	3 Apr. 9 vs. SAC	2(6) Mar. 3 vs. MEM	4(2) Feb. 28 at HOU	4 Feb. 23 at CLE	7(2) Apr. 9 vs. SAC	8(3) Apr. 9 vs. SAC	1(2) Mar. 18 at NYK	3(5) Mar. 30 vs. NOP	4 Feb. 26 vs. LAC	1(2) Mar. 3 vs. MEM	2(2) Feb. 26 vs. LAC	2(2) Feb. 28 at HOU	12 Apr. 9 vs. SAC
Kentavious Caldwell-Pope	41.1 Nov. 23 at OKC	8(2) Feb. 2 vs. GSW	15(2) Mar. 16 at DET	6(2) Apr. 8 at UTA	10 Oct. 22 vs. OKC	5 Jan. 17 vs. POR	6 Nov. 23 at OKC	2(6) Mar. 25 vs. MIL	7(2) Dec. 20 vs. MEM	8(2) Mar. 25 vs. MIL	6(3) Feb. 28 at HOU	5(3) Feb. 26 vs. LAC	5(3) Feb. 23 at CLE	4(3) Mar. 10 at SAS	4 Nov. 20 at DAL	2(8) Apr. 8 at UTA	21(2) Apr. 8 at UTA
Vlatko Cancar	34.8C Nov. 23 at OKC	7C(2) Feb. 2 vs. GSW	18C Nov. 23 at OKC	3C(5) Feb. 2 vs. GSW	10C Nov. 23 at OKC	6C Apr. 9 vs. SAC	7C Apr. 9 vs. SAC	4C Jan. 5 vs. LAC	8C Jan. 5 vs. LAC	12C Jan. 5 vs. LAC	6C Feb. 13 at MIA	5C Jan. 6 vs. CLE	5C Apr. 9 vs. SAC	2C(5) Apr. 9 vs. SAC	3C(4) Feb. 13 at MIA	3C Nov. 23 at OKC	19C Nov. 23 at OKC
Aaron Gordon	41.4 Dec. 25 vs. PHX	15C Feb. 9 at ORL	24 Jan. 25 at MIL	4 Nov. 23 at OKC	6(2) Feb. 9 at ORL	7(2) Nov. 23 at OKC	13 Jan. 22 vs. OKC	12C Jan. 2 at MIN	12 Nov. 9 at IND	16(2) Jan. 2 at MIN	8(2) Feb. 7 vs. MIN	6C Feb. 26 vs. LAC	8 Jan. 22 vs. OKC	4(2) Feb. 7 vs. MIN	5 Nov. 9 at IND	4C(2) Apr. 4 at HOU	37 Feb. 9 at ORL
Jeff Green	30.4 Mar. 30 vs. NOP	11 Feb. 15 vs. DAL	16 Feb. 15 vs. DAL	3 Apr. 6 at PHX	9 Jan. 25 at MIL	6 Nov. 16 vs. NYK	6(3) Apr. 4 at HOU	4 Dec. 16 at LAL	4(10) Apr. 2 vs. GSW	7 Mar. 30 vs. NOP	3(8) Apr. 4 at HOU	5(2) Jan. 20 vs. IND	5 Dec. 20 vs. MEM	2(4) Jan. 20 vs. IND	4 Nov. 5 vs. SAS	3 Mar. 3 vs. MEM	24 Feb. 15 vs. DAL
Bones Hyland	35.0 Nov. 20 at DAL	10C Nov. 20 at DAL	21C Nov. 20 at DAL	7C Oct. 28 vs. UTA	12C Oct. 28 vs. UTA	6C Nov. 20 at DAL	6(3) Dec. 14 vs. WAS	1(10) Jan. 2 at MIN	7 Nov. 16 vs. NYK	7 Nov. 16 vs. NYK	11C Jan. 11 vs. PHX	4(3) Dec. 28 at SAC	6C Nov. 20 at DAL	2(5) Jan. 13 at LAC	6C Dec. 30 vs. MIA	2(2) Jan. 28 at PHI	29C Nov. 20 at DAL
Reggie Jackson	34.4 Mar. 31 at PHX	7(2) Apr. 9 vs. SAC	15 Apr. 6 at PHX	3 Mar. 6 vs. TOR	9 Mar. 31 at PHX	4 Apr. 6 at PHX	4 Apr. 6 at PHX	1(3) Mar. 31 at PHX	4(2) Apr. 8 at UTA	4(2) Apr. 8 at UTA	8 Feb. 28 at HOU	3(4) Apr. 6 at PHX	2(2) Apr. 6 at PHX	2(2) Apr. 6 at PHX	3(2) Mar. 31 at PHX	1 Feb. 26 vs. LAC	20 Apr. 6 at PHX
Nikola Jokic	44.4 Dec. 25 vs. PHX	17 Dec. 14 vs. WAS	26 Dec. 18 vs. CHA	4 Mar. 10 at SAS	9 Mar. 8 vs. CHI	16C Nov. 23 at OKC	18C Nov. 23 at OKC	8 Feb. 26 vs. LAC	20C Dec. 18 vs. CHA	27C Dec. 18 vs. CHA	16(3) Feb. 7 vs. MIN	5(7) Mar. 19 at BKN	11 Feb. 26 vs. LAC	5 Dec. 14 vs. WAS	10C Nov. 3 at OKC	4 Dec. 10 vs. UTA	43 Dec. 14 vs. WAS
DeAndre Jordan	33.8 Nov. 20 at DAL	6 Apr. 6 at PHX	7 Jan. 20 vs. IND	1C Oct. 28 vs. UTA	1C Oct. 28 vs. UTA	3 Oct. 28 vs. UTA	6 Oct. 28 vs. UTA	4(2) Nov. 18 at DAL	15 Nov. 20 at DAL	17 Nov. 20 at DAL	3(2) Jan. 20 vs. IND	6C Jan. 25 at MIL	4(2) Feb. 5 at MIN	3 Mar. 31 at PHX	4 Oct. 28 vs. UTA	3 Dec. 8 at POR	12(2) Apr. 6 at PHX
Jamal Murray	43.2 Dec. 25 vs. PHX	15 Feb. 4 vs. ATL	29 Jan. 9 vs. LAL	7(2) Feb. 4 vs. ATL	13C Feb. 26 vs. LAC	8 Dec. 27 at SAC	9 Dec. 6 vs. DAL	5C Jan. 20 vs. IND	9 Nov. 16 vs. NYK	10 Jan. 20 vs. IND	14 Jan. 20 vs. IND	5 Dec. 6 vs. DAL	10 Dec. 6 vs. DAL	3(4) Mar. 10 at SAS	5(5) Mar. 14 at TOR	2(4) Apr. 2 vs. GSW	41 Feb. 4 vs. ATL
Zeke Nnaji	30.9 Dec. 28 at SAC	8C Apr. 9 vs. SAC	16C Apr. 9 vs. SAC	2(2) Apr. 9 vs. SAC	9C Apr. 9 vs. SAC	4 Jan. 22 vs. OKC	8C Jan. 22 vs. OKC	6C(2) Jan. 17 vs. POR	7 Jan. 22 vs. OKC	10 Jan. 22 vs. OKC	2C(2) Mar. 27 vs. PHI	6C Dec. 27 at SAC	5C Jan. 22 vs. OKC	3 Jan. 20 vs. IND	4C Apr. 9 vs. SAC	2C(3) Feb. 4 vs. ATL	18 Apr. 9 vs. SAC
Michael Porter Jr.	39.1 Feb. 26 vs. LAC	12(2) Feb. 26 vs. LAC	20(2) Apr. 4 at HOU	6(4) Apr. 4 at HOU	15C Apr. 4 at HOU	8 Mar. 3 vs. MEM	8(2) Mar. 3 vs. MEM	4 Oct. 28 vs. UTA	11 Feb. 26 vs. LAC	13 Oct. 28 vs. UTA	4 Mar. 12 vs. BKN	5C(2) Oct. 24 at POR	6C Mar. 3 vs. MEM	3 Feb. 4 vs. ATL	4(2) Dec. 28 at SAC	3C(2) Mar. 16 at DET	31 Nov. 13 at CHI
Davon Reed	25.1 Nov. 28 vs. HOU	3 Nov. 28 vs. HOU	7(2) Nov. 25 at LAC	3 Nov. 28 vs. HOU	6 Nov. 28 vs. HOU	3C Nov. 18 at DAL	4T Nov. 18 at DAL	1T(9) Feb. 7 vs. MIN	6C Jan. 25 at MIL	7C Jan. 25 at MIL	3(2) Dec. 28 at SAC	4C Feb. 5 at MIN	2T(3) Nov. 28 vs. HOU	3 Oct. 21 at GSW	4C Feb. 5 at MIN	1(4) Jan. 9 vs. LAL	9 Nov. 28 vs. HOU
Ish Smith	29.3 Feb. 7 vs. MIN	5(4) Apr. 6 at PHX	12 Apr. 6 at PHX	1(2) Dec. 4 at NOP	3 Apr. 9 vs. SAC	1(2) Apr. 6 at PHX	2(2) Apr. 6 at PHX	1(5) Apr. 8 at UTA	6 Feb. 5 at MIN	7 Feb. 5 at MIN	9 Apr. 9 vs. SAC	5 Feb. 7 vs. MIN	3 Feb. 11 at CHA	2 Nov. 28 vs. HOU	4(3) Feb. 7 vs. MIN	2 Nov. 30 vs. HOU	11 Apr. 6 at PHX
Peyton Watson	26.7C Mar. 31 at PHX	4C(3) Apr. 9 vs. SAC	10C Apr. 9 vs. SAC	2C Mar. 25 vs. MIL	3C Apr. 4 at HOU	5C Apr. 9 vs. SAC	7C(2) Apr. 9 vs. SAC	3C Apr. 2 vs. GSW	8C Mar. 31 at PHX	8C Mar. 31 at PHX	4C Apr. 8 at UTA	4C Apr. 6 at PHX	4C(2) Apr. 9 vs. SAC	1C(2) Apr. 9 vs. SAC	2C(2) Apr. 9 vs. SAC	3C(2) Apr. 8 at UTA	13C Apr. 9 vs. SAC
Jack White	15.0C Apr. 9 vs. SAC	2C(3) Feb. 25 at MEM	4C Feb. 7 vs. MIN	2C Feb. 25 at MEM	2C(3) Feb. 25 at MEM	1C(2) Feb. 25 at MEM	2C Feb. 25 at MEM	3C Apr. 9 vs. SAC	5C Apr. 9 vs. SAC	8C Apr. 9 vs. SAC	2C Feb. 25 at MEM	2C Nov. 23 at OKC	1C(2) Feb. 25 at MEM	1C(3) Apr. 9 vs. SAC	1C(2) Apr. 9 vs. SAC	2C Nov. 23 at OKC	7C Feb. 25 at MEM
Nuggets High Games	265.0(2) Feb. 7 vs. LAC	58 Feb. 7 vs. MIN	100 Apr. 2 vs. GSW	20 Oct. 22 vs. OKC	46 Apr. 8 at UTA	33 Nov. 23 at OKC	41 Nov. 23 at OKC	18(2) Feb. 23 at CLE	47 Jan. 5 vs. LAC	69 Dec. 18 vs. CHA	44 Feb. 7 vs. MIN	28(3) Jan. 20 vs. IND	32 Dec. 6 vs. DAL	16 Jan. 20 vs. IND	21(2) Feb. 5 at MIN	13 Apr. 4 at HOU	146 Feb. 7 vs. MIN
Nuggets Low Games	240.0(79) Apr. 9 vs. SAC	32 Mar. 30 vs. NOP	71 Feb. 5 at MIN	4(2) Mar. 30 vs. NOP	16 Dec. 14 vs. WAS	5 Nov. 5 vs. SAS	10 Nov. 5 vs. SAS	1 Jan. 1 vs. BOS	23 Nov. 18 at DAL	37 Oct. 19 at UTA	18(2) Nov. 16 vs. NYK	10 Feb. 28 at HOU	13(3) Feb. 25 at MEM	2 Oct. 28 vs. UTA	5 Nov. 11 at BOS	1(5) Jan. 2 at MIN	88 Mar. 30 vs. NOP
Opponents High Games	265.0(3) Feb. 26 vs. LAC	51 Mar. 10 at SAS	105 Apr. 2 vs. GSW	19(2) Feb. 2 vs. GSW	44(4) Mar. 12 vs. BKN	29 Jan. 20 vs. IND	37 Jan. 20 vs. IND	22 Apr. 2 vs. GSW	42(2) Apr. 8 at UTA	66 Apr. 8 at UTA	40 Dec. 14 vs. WAS	32 Dec. 6 vs. DAL	28(3) Jan. 20 vs. IND	14 Nov. 7 at SAS	24 Nov. 7 at SAS	10 Jan. 18 vs. MIN	135 Oct. 24 at POR
Opponents Low Games	240.0(79) Apr. 9 vs. SAC	31 Mar. 3 vs. MEM	68 Nov. 25 at LAC	4 Mar. 22 at WAS	20 Feb. 4 vs. ATL	7(2) Feb. 28 at HOU	8 Feb. 25 at MEM	4(5) Mar. 25 vs. MIL	20 Dec. 14 vs. WAS	34 Dec. 14 vs. WAS	16 Jan. 25 at MIL	13(3) Feb. 25 at MEM	10 Feb. 28 at HOU	1 Nov. 25 at LAC	6 Jan. 6 vs. CLE	1(2) Mar. 30 vs. NOP	91(2) Jan. 5 vs. LAC

C INDICATES A NEW CAREER-HIGH, *T* A TIED CAREER-HIGH.

NUMBERS IN PARENTHESES INDICATE THE NUMBER OF GAMES IN WHICH A PLAYER OR TEAM HAS REACHED A GIVEN TOTAL (IF MORE THAN ONE).



2022-23 INDIVIDUAL SINGLE GAME HIGHS



	DATE	OPPONENT	VALUE	WHO
Assists	1/9	LA Lakers	16	Nikola Jokic
	2/2	Golden State	16	Nikola Jokic
	2/7	Minnesota	16	Nikola Jokic
Assists Turnover Ratio	2/7	Minnesota	16.00	Nikola Jokic
Blocks	12/10	Utah	4	Nikola Jokic
	1/9	LA Lakers	4	Aaron Gordon
	4/4	at Houston	4	Aaron Gordon
Blocks Received	1/25	at Milwaukee	4	Aaron Gordon
	2/11	at Charlotte	4	Nikola Jokic
	3/31	at Phoenix	4	Aaron Gordon
Defensive Rating	3/3	Memphis	100.0	Jamal Murray
Efficiency Game Score	2/26	LA Clippers	46.2	Nikola Jokic
Fast Break Points Attempted	11/30	Houston	6	Jamal Murray
	12/14	Washington	6	Kentavious Caldwell-Pope
	3/31	at Phoenix	6	Bruce Brown
Fast Break Points Made	12/18	Charlotte	5	Bruce Brown
Field Goals Attempted	1/9	LA Lakers	29	Jamal Murray
Field Goals Effective Percentage	11/3	at Oklahoma City	1.500	Christian Braun
	11/5	San Antonio	1.500	Vlatko Cancar
	11/11	at Boston	1.500	Davon Reed
	11/13	at Chicago	1.500	Vlatko Cancar
	12/16	at LA Lakers	1.500	Vlatko Cancar
	12/20	Memphis	1.500	Vlatko Cancar
	12/25	Phoenix	1.500	Christian Braun
	1/20	Indiana	1.500	Davon Reed
	2/25	at Memphis	1.500	Peyton Watson
	2/25	at Memphis	1.500	Jack White
Field Goals Made	12/14	Washington	17	Nikola Jokic
Fouls Offensive	10/28	Utah	3	DeAndre Jordan
Fouls Drawn	2/26	LA Clippers	11	Nikola Jokic
Fouls Personal	12/27	at Sacramento	6	Zeke Nnaji
	1/25	at Milwaukee	6	DeAndre Jordan
	2/26	LA Clippers	6	Aaron Gordon
Fouls Technical	3/10	at San Antonio	2	Michael Porter Jr.
Freethrows Attempted	11/23	at Oklahoma City	18	Nikola Jokic
Freethrows Made	11/23	at Oklahoma City	16	Nikola Jokic
Minus	3/14	at Toronto	108	Jamal Murray
Minutes	11/23	at Oklahoma City	44:58	Bruce Brown
Minutes Calculated	11/23	at Oklahoma City	45:00	Bruce Brown
Offensive Rating	11/18	at Dallas	99.8	Jeff Green
Plus	11/23	at Oklahoma City	115	Nikola Jokic
Plus Minus Points	2/7	Minnesota	43	Michael Porter Jr.
Points	12/14	Washington	43	Nikola Jokic
Points Fast Break	10/26	LA Lakers	10	Kentavious Caldwell-Pope
	11/7	at San Antonio	10	Michael Porter Jr.
	11/30	Houston	10	Jamal Murray
	12/18	Charlotte	10	Bruce Brown
Points in the Paint	12/14	Washington	34	Nikola Jokic
Points in the Paint Attempted	2/11	at Charlotte	22	Nikola Jokic
Points in the Paint Made	12/14	Washington	17	Nikola Jokic
Points Second Chance	2/26	LA Clippers	12	Nikola Jokic
Defensive Rebounds	12/18	Charlotte	20	Nikola Jokic
Defensive Rebounds Percentage	3/16	at Detroit	81.702%	Vlatko Cancar
Offensive Rebounds	1/2	at Minnesota	12	Aaron Gordon
Offensive Rebounds Percentage	12/14	Washington	102.564%	Zeke Nnaji
Rebounds Percentage	12/14	Washington	80.268%	Zeke Nnaji
Rebounds Total	12/18	Charlotte	27	Nikola Jokic
Second Chance Points Attempted	1/2	at Minnesota	9	Aaron Gordon
Second Chance Points Made	11/25	at LA Clippers	5	Aaron Gordon
	2/9	at Orlando	5	Aaron Gordon
	3/22	at Washington	5	Nikola Jokic
Steals	12/14	Washington	5	Nikola Jokic
Steals Percentage	11/11	at Boston	0.246	Zeke Nnaji
Three pointers Attempted	4/4	at Houston	15	Michael Porter Jr.
Three pointers Made	10/28	Utah	7	Bones Hyland
	1/31	New Orleans	7	Jamal Murray
	2/4	Atlanta	7	Jamal Murray
Trueshooting Attempts	12/18	Charlotte	33.5	Nikola Jokic
Trueshooting Percentage	11/3	at Oklahoma City	150.000%	Christian Braun
	11/5	San Antonio	150.000%	Vlatko Cancar
	11/11	at Boston	150.000%	Davon Reed
	11/13	at Chicago	150.000%	Vlatko Cancar
	12/16	at LA Lakers	150.000%	Vlatko Cancar
	12/20	Memphis	150.000%	Vlatko Cancar
	12/25	Phoenix	150.000%	Christian Braun
	1/20	Indiana	150.000%	Davon Reed
	2/25	at Memphis	150.000%	Peyton Watson
Turnovers	11/3	at Oklahoma City	10	Nikola Jokic
Two pointers Attempted	12/8	at Portland	22	Nikola Jokic
	12/18	Charlotte	22	Nikola Jokic
	2/11	at Charlotte	22	Nikola Jokic
	3/12	Brooklyn	22	Nikola Jokic
Two pointers Made	12/14	Washington	17	Nikola Jokic



2022-23 MISCELLANEOUS STATS



NUGGETS RECORD WHEN...	OVERALL	HOME	ROAD	NUMBER OF TIMES RECORDING	POINTS							REB	AST	BLK	STL	DD	TD
					10+	20+	30+	10+	10+	3+	3+						
Outrebounding opponent	42-10	29-6	13-4	Christian Braun	14	--	--	--	--	--	3	--	--	--	--	--	
Outrebounded by opponent	9-17	5-1	4-16	Bruce Brown	49	4	1	3	1	1	8	3	1	--	--		
Tied in Rebounding	2-2	0-0	2-2	Thomas Bryant	3	--	--	--	--	--	--	--	--	--	--		
Shooting better than opponent	48-8	32-1	16-7	Kentavious Caldwell-Pope	42	5	--	--	--	--	16	--	--	--	--		
Shooting worse than opponent	3-19	0-5	3-14	Vlatko Cancar	13	--	--	1	--	1	--	1	--	--	--		
Shooting same than opponent	2-2	2-1	0-1	Collin Gillespie	--	--	--	--	--	--	--	--	--	--	--		
More FTM than opponent	26-11	16-3	10-8	Aaron Gordon	60	17	2	12	--	2	3	11	--	--	--		
Less FTM than opponent	22-18	15-4	7-14	Jeff Green	18	1	--	--	--	1	--	--	--	--	--		
Same FTM than opponent	5-0	3-0	2-0	Bones Hyland	26	8	--	--	1	--	--	1	--	--	--		
More 3FGM than opponent	30-8	22-3	8-5	Reggie Jackson	4	1	--	--	--	--	--	--	--	--	--		
Less 3FGM than opponent	20-20	11-4	9-16	Nikola Jokic	66	47	21	51	38	3	8	58	29	--	--		
Same 3FGM than opponent	3-1	1-0	2-1	DeAndre Jordan	4	--	--	5	--	1	1	2	--	--	--		
More assists than opponent	44-11	29-3	15-8	Jamal Murray	60	34	7	1	6	--	4	5	1	--	--		
Less assists than opponent	9-15	5-3	4-12	Zeke Nnaji	8	--	--	1	--	--	1	1	--	--	--		
Same assists than opponent	0-3	0-1	0-2	Michael Porter Jr.	56	22	3	3	--	2	1	3	--	--	--		
More turnovers than opponent	27-22	17-6	10-16	Davon Reed	--	--	--	--	--	--	1	--	--	--	--		
Less turnovers than opponent	24-6	16-1	8-5	Ish Smith	4	--	--	--	--	--	--	--	--	--	--		
Same turnovers than opponent	2-1	1-0	1-1	Peyton Watson	2	--	--	--	--	2	--	--	--	--	--		
Bench outscores opponent bench	18-13	10-3	8-10	Jack White	--	--	--	--	--	--	--	--	--	--	--		
Opponent bench outscores DEN	33-16	22-4	11-12	NUMBER OF TIMES LEADING TEAM IN . . . (INCLUDES TIES)							PTS	REB	AST	BLK	STL	MIN	
Bench scoring equal	2-0	2-0	0-0	Christian Braun	--	--	--	--	9	7	2	--	--	--	--		
Scoring less than 80 points	0-0	0-0	0-0	Bruce Brown	3	3	5	27	21	8	--	--	--	--	--		
Scoring between 80-89 points	0-1	0-1	0-0	Thomas Bryant	--	1	--	4	1	--	--	--	--	--	--		
Scoring between 90-99 points	2-7	0-2	2-5	Kentavious Caldwell-Pope	3	1	1	20	29	12	--	--	--	--	--		
Scoring between 100-109	3-8	2-2	1-6	Vlatko Cancar	--	1	--	6	6	--	--	--	--	--	--		
Scoring 110 or more points	48-13	32-2	16-11	Collin Gillespie	--	--	--	2	--	--	--	--	--	--	--		
Opponent scores less than 80	0-0	0-0	0-0	Aaron Gordon	10	7	5	25	14	2	--	--	--	--	--		
Opponent scores between 80-89	0-0	0-0	0-0	Jeff Green	1	1	--	8	3	--	--	--	--	--	--		
Opponent scores between 90-99	8-0	6-0	2-0	Bones Hyland	5	--	1	10	5	--	--	--	--	--	--		
Opponent scores between 100-109	20-5	9-3	11-2	Reggie Jackson	--	--	1	--	3	--	--	--	--	--	--		
Opponent scores 110 or more	25-24	19-4	6-20	Nikola Jokic	40	58	58	19	17	26	--	--	--	--	--		
				DeAndre Jordan	--	8	--	14	4	--	--	--	--	--	--		
				Jamal Murray	14	4	15	10	15	26	--	--	--	--	--		
				Zeke Nnaji	--	1	--	13	3	--	--	--	--	--	--		
				Michael Porter Jr.	10	4	--	16	6	6	--	--	--	--	--		
				Davon Reed	--	--	--	3	3	--	--	--	--	--	--		
				Ish Smith	--	1	3	4	1	1	--	--	--	--	--		
				Peyton Watson	--	--	--	6	--	--	--	--	--	--	--		
				Jack White	--	1	--	2	--	--	--	--	--	--	--		

STARTING LINEUPS								RECORD
LAST USED	GAME	FORWARD	FORWARD	CENTER	GUARD	GUARD		
10/21	at Warriors	Aaron Gordon	Michael Porter Jr.	Nikola Jokic	Kentavious Caldwell-Pope	Bones Hyland		1-0
10/28	vs. Jazz	Aaron Gordon	Michael Porter Jr.	Nikola Jokic	Bruce Brown	Jamal Murray		1-0
11/16	vs. Knicks	Jeff Green	Michael Porter Jr.	DeAndre Jordan	Kentavious Caldwell-Pope	Jamal Murray		0-1
11/20	at Mavericks	Jeff Green	Michael Porter Jr.	DeAndre Jordan	Bruce Brown	Kentavious Caldwell-Pope		1-1
11/23	at Thunder	Aaron Gordon	Davon Reed	Nikola Jokic	Bruce Brown	Kentavious Caldwell-Pope		1-0
12/20	vs. Grizzlies	Christian Braun	Aaron Gordon	Nikola Jokic	Bruce Brown	Kentavious Caldwell-Pope		1-0
12/27	at Kings	Zeke Nnaji	Michael Porter Jr.	Nikola Jokic	Kentavious Caldwell-Pope	Jamal Murray		1-0
12/28	at Kings	Zeke Nnaji	Michael Porter Jr.	Nikola Jokic	Kentavious Caldwell-Pope	Bones Hyland		0-1
1/13	at Clippers	Aaron Gordon	Michael Porter Jr.	DeAndre Jordan	Kentavious Caldwell-Pope	Jamal Murray		1-0
1/20	vs. Pacers	Aaron Gordon	Michael Porter Jr.	Zeke Nnaji	Kentavious Caldwell-Pope	Jamal Murray		1-0
1/22	vs. Thunder	Bruce Brown	Aaron Gordon	Zeke Nnaji	Kentavious Caldwell-Pope	Jamal Murray		0-1
1/24	at Pelicans	Bruce Brown	Aaron Gordon	Nikola Jokic	Kentavious Caldwell-Pope	Jamal Murray		9-4
1/25	at Bucks	Vlatko Cancar	Aaron Gordon	Zeke Nnaji	Christian Braun	Bruce Brown		0-1
2/5	at Timberwolves	Vlatko Cancar	Michael Porter Jr.	DeAndre Jordan	Christian Braun	Bruce Brown		0-1
2/9	at Magic	Aaron Gordon	Michael Porter Jr.	Nikola Jokic	Bruce Brown	Kentavious Caldwell-Pope		2-1
2/15	vs. Mavericks	Vlatko Cancar	Michael Porter Jr.	Nikola Jokic	Bruce Brown	Kentavious Caldwell-Pope		3-0
2/25	at Grizzlies	Vlatko Cancar	Michael Porter Jr.	Nikola Jokic	Kentavious Caldwell-Pope	Jamal Murray		2-1
3/30	vs. Pelicans	Aaron Gordon	Michael Porter Jr.	Thomas Bryant	Kentavious Caldwell-Pope	Jamal Murray		0-1
3/31	at Suns	Christian Braun	Aaron Gordon	DeAndre Jordan	Bruce Brown	Reggie Jackson		0-1
4/2	vs. Warriors	Aaron Gordon	Michael Porter Jr.	Jeff Green	Kentavious Caldwell-Pope	Jamal Murray		1-0
4/6	at Suns	Christian Braun	Peyton Watson	DeAndre Jordan	Bruce Brown	Reggie Jackson		0-1
4/8	at Jazz	Aaron Gordon	Michael Porter Jr.	Nikola Jokic	Kentavious Caldwell-Pope	Jamal Murray		27-14
4/9	vs. Kings	Vlatko Cancar	Peyton Watson	DeAndre Jordan	Christian Braun	Bruce Brown		1-0



2022-23 MISCELLANEOUS STATS



GAMES MISSED DUE TO INJURIES/SUSPENSIONS			
NAME	INJURY/ILLNESS	DATES OUT	GAMES MISSED
Bruce Brown	Right Ankle; Sprain	12/28	1
	Left Calf; Soreness	1/13	1
	Left Patellofemoral; Inflammation	4/8	1
Kentavious Caldwell-Pope	Left Ankle; Sprain	10/28	1
	Right Wrist; Sprain	1/25	1
	Right Ankle; Sprain	2/5	1
	Non-covid; Illness	3/31; 4/9	2
Vlatko Cancar	N/a; Non-Covid Illness	4/6	1
	Right Lower Leg; Contusion	1/15	1
	Non-covid; Related Illness	1/20	1
	Right Wrist; Sprain	3/3 through 3/8/23	3
Collin Gillespie	Left Ankle; Sprain	3/31	1
	Right Lower Leg; Fracture	10/19/22 through 4/9/23	82
	Non-covid; Illness	11/16 through 11/20/22	3
	Right Shoulder; Strain	12/27 through 12/28/22	2
	Left Ankle; Sprain	2/2; 2/5	2
Aaron Gordon	Left Rib; Contusion	2/11 through 2/25/23	5
	Right Shoulder; Inflammation	4/6; 4/9	2
	Right Knee; Contusion	11/22 through 12/4/22	7
	Left Finger; Sprain/Hand Fracture	12/25/22 through 1/18/23	14
	Facial; Contusion	4/9	1
Jeff Green	Left Hip; Strain	11/3	1
	Health & Safety Protocols	11/13	1
	Non-covid; Illness	11/23 through 11/28/22	3
	Left Finger; Sprain	1/24	1
Nikola Jokic	Health & Safety Protocols	11/16 through 11/20/22	3
	Right Wrist; Injury Management	1/13	1
	Left Hamstring; Tightness	1/20 through 1/22/23; 1/25; 2/5	4
Jamal Murray	Right Calf; Tightness	3/30 through 4/2/23; 4/6; 4/9	5
	Left Knee Injury Management	10/21; 12/20; 12/28; 1/1; 1/25; 2/5; 3/31	7
	Health & Safety Protocols	11/18 through 11/20/22	2
	Inactive – Return To Competition Reconditioning	11/23	1
	Left Ankle; Sprain	1/13	1
Zeke Nnaji	Right Knee; Inflammation	2/7 through 2/15/23	5
	Right Thumb; Sprain	4/6; 4/9	2
	Right Ankle; Sprain	11/5 through 11/7/22	2
	DNP - Coaches Decision	11/9	1
	Right Shoulder; Sprain	2/7 through 3/16/23	16
Michael Porter Jr.	Right Knee; Sprain	4/2 through 4/4/23	2
	Lumbar Spine Injury Management	10/26	1
	Left Heel; Contusion	11/23 through 11/30/22	4
	Left Heel; Strain	12/2 through 12/20/22	9
	Inactive - Personal	1/22; 1/25	2
Davon Reed	Personal	1/24	1
	Left Heel Injury Management	3/31; 4/6; 4/9	3
	Inactive - Personal	10/28	1
Ish Smith	Right Calf; Strain	11/3 through 11/23/22	11
	Inactive - G League On Assignment	11/3 through 11/13/22; 11/28 through 11/30/22; 12/14 through 12/20/22; 12/27/22 through 1/2/23; 3/3 through 3/14/23	23
Peyton Watson	Non-covid; Illness	11/22 through 11/23/22	2
	Right Hamstring; Strain	12/2 through 12/4/22	2
	Left Adductor; Strain	1/5 through 1/22/23	10
Jack White	Inactive - G League Two-Way	10/24; 10/30 through 11/13/22; 12/8 through 12/23/22; 12/27; 1/5 through 1/9/23; 1/20 through 1/22/23; 2/28 through 3/3/23;	29
		3/12 through 3/22/23	
	Left Adductor; Strain	1/24 through 2/4/23	6
	Health & Safety Protocols	3/27 through 3/30/23	2
	DNP - Coaches Decision	3/31	1
TOTAL GAMES MISSED			298



SEASON BY SEASON





1976-77 ROSTER

NO.	PLAYER	POS	HT	WT	COLLEGE/YR	EXP
40	Byron Beck	F	6-9	225	Denver '67	9
22	Gus Gerard	F	6-8	205	Virginia '74	2
30	George Irvine	F	6-6	200	Washington '70	6
44	Dan Issel	C	6-9	240	Kentucky '70	6
24	Bobby Jones	F	6-9	212	North Carolina '74	2
12	Ted McClain	G	6-3	200	Tennessee St. '71	5
35	Paul Silas	F	6-7	215	Creighton '64	12
21	Fatty Taylor	G	6-0	175	LaSalle '69	7
33	David Thompson	G/F	6-4	195	No. Carolina St. '75	1
13	Monte Towe	G	5-7	150	No. Carolina St. '75	1
10	Marvin Webster	C	7-1	240	Morgan St. '75	1
11	Chuck Williams	G	6-3	185	Colorado '68	6
42	Willie Wise	F	6-6	210	Drake '69	7

Head Coach: Larry Brown (North Carolina '63)

Assistant Coach: Frank Hamblen (Syracuse '69)

Trainer: Bob "Chopper" Travaglini

NUGGETS 1976-77 TEAM HIGHS & LOWS

	HIGH	LOW
Points	145 vs. San Antonio, 1/2	83 @ LA Lakers, 12/12
Field Goals Made	57 vs. San Antonio, 1/2	34 @ Chicago, 4/1
Field Goals Attempted	114 vs. Washington, 11/23	77 vs. Kansas City, 10/23
Field Goal Percentage	(.620/49-79) @ Portland, 2/8	(.400/36-90) @ Cleveland, 11/30
Free Throws Made	49 @ New Orleans, 4/10	11 @ LA Lakers, 12/12
Free Throws Attempted	65 @ New Orleans, 4/10	13 @ LA Lakers, 12/12
Free Throw Percentage	(.906/29-32) vs. Milwaukee, 10/28	(.531/17-32) @ Portland, 12/17
Total Rebounds	66 vs. Washington, 11/23	35 @ Buffalo, 3/13
Offensive Rebounds	33 vs. Washington, 11/23	7 vs. Houston, 2/22
Defensive Rebounds	54 vs. New York Nets, 11/17	24 vs. Chicago, 12/18
Assists	45 vs. San Antonio, 1/2	14 @ Cleveland, 11/30
Steals	20 vs. Seattle, 1/21	5 @ Boston, 3/6
Turnovers	*38 vs. Indiana, 3/16	*15 @ LA Lakers, 3/15
Blocked Shots	14 vs. Buffalo, 3/31	1 vs. Milwaukee, 10/28
Fouls	42 @ New Orleans, 4/10	12 vs. New Orleans, 1/12

OPPONENTS 1976-77 TEAM HIGHS & LOWS

	HIGH	LOW
Points	137 @ San Antonio, 1/5	78 by NY Nets, 11/17
Field Goals Made	55 @ San Antonio, 1/5	*29 by NY Nets, 11/17
Field Goals Attempted	118 by San Antonio, 1/2	81 by Philadelphia, 1/30
Field Goal Percentage	(.588/50-85) @ Golden State, 2/10	(.296/29-98) by NY Nets, 11/17
Free Throws Made	43 @ New Orleans, 4/10	*6 by Buffalo, 1/24
Free Throws Attempted	49 @ New Orleans, 4/10	7 by Cleveland, 12/9
Free Throw Percentage	(.914/32-35) @ NY Knicks, 3/8	(.500/9-18) by Indiana, 3/29
Total Rebounds	65 @ LA Lakers, 12/12	32 by Cleveland, 1/14
Offensive Rebounds	28 by Buffalo, 3/31	6 by Cleveland, 1/14
Defensive Rebounds	46 @ LA Lakers, 12/12	19 by Detroit, 3/20
Assists	37 @ Phoenix, 2/6	15 by Philadelphia, 12/21
Steals	21 @ Indiana, 3/16	4 @ LA Lakers, 12/12
Turnovers	35 by Philadelphia, 1/30	13 by Golden State, 3/27
Blocked Shots	*11 by New York Nets 2/16	1 by LA Lakers, 3/15
Fouls	38 @ New Orleans, 4/10	18 vs. LA Lakers, 3/15

* Indicates repeated mark, and is the last time it happened.





1976-77 GAME-BY-GAME RESULTS (50-32)

NO.	DATE	OPP.	W-L	SCORE	HM.	RD.	TOT.	DEN. HIGH SCORER	OPP. HIGH SCORER	ATTEND.
1	10/22	@Indiana	W	123-110	0-0	1-0	1-0	Issel-30	Hillman-19	7,266
2	10/23	KANSAS CITY	W	120-99	1-0	1-0	2-0	Issel-26	Washington-22	15,683
3	10/28	MILWAUKEE	W	119-100	2-0	1-0	3-0	Issel-30	Bridgeman-19	14,155
4	10/30	PHOENIX	W	113-107	3-0	1-0	4-0	Issel-24	Heard-28	17,608
5	11/3	N.Y. KNICKS	W	119-110	4-0	1-0	5-0	Thompson-24	Frazier-27	17,808
6	11/5	@Chicago	W	99-85	4-0	2-0	6-0	Thompson-36	Johnson-30	13,543
7	11/6	@Milwaukee	W	105-103	4-0	3-0	7-0	Thompson-29	Winters-20	10,938
8	11/9	GOLDEN STATE	W	123-117	5-0	3-0	8-0	Issel-24	Smith-43	17,577
9	11/11	@Buffalo	L	94-105	5-0	3-1	8-1	Thompson-36	McAdoo-22	11,978
10	11/13	KANSAS CITY	W	123-96	6-0	3-1	9-1	Thompson-23	Boone-23	17,783
11	11/17	N.Y. NETS	W	112-78	7-0	3-1	10-1	Gerard-17	Archibald-18	15,792
12	11/19	@Boston	L	108-112	7-0	3-2	10-2	Issel-29	Scott-22	15,040
13	11/20	@N.Y. Knicks	L	115-120	7-0	3-3	10-3	Thompson-25	Gianelli-19	19,694
14	11/23	WASHINGTON	W	117-96	8-0	3-3	11-3	Thompson-28	Hayes-21	17,778
15	11/24	LOS ANGELES	W	122-112	9-0	3-3	12-3	Issel-27	Abdul-Jabbar-28	17,803
16	11/26	@Kansas City	L	110-120	9-0	3-4	12-4	Thompson-27	Boone/Wedman-28	8,986
17	11/27	INDIANA	W	122-113	10-0	3-4	13-4	Thompson-27	Flynn-24	17,518
18	11/30	@Cleveland	L	93-99	10-0	3-5	13-5	Thompson-19	Smith-20	18,031
19	12/1	@Philadelphia	L	102-114	10-0	3-6	13-6	Issel-24	Collins-32	18,116
20	12/3	@N.Y. Nets	W	126-124	10-0	4-6	14-6	Issel/Thompson-30	Williamson-30	8,145
21	12/4	@Washington	L	95-100	10-0	4-7	14-7	Thompson-20	Chenier-23	18,513
22	12/5	@New Orleans	W	117-105	10-0	5-7	15-7	Issel-29	James-34	12,408
23	12/7	MILWAUKEE	W	122-115	11-0	5-7	16-7	Thompson-27	Bridgeman-22	15,037
24	12/9	CLEVELAND	W	104-94	12-0	5-7	17-7	Thompson-29	Smith-20	17,817
25	12/12	@Los Angeles	L	83-112	12-0	5-8	17-8	Issel-18	Abdul-Jabbar-18	15,524
26	12/15	@Seattle	W	117-103	12-0	6-8	18-8	Issel-38	Brown-22	13,436
27	12/17	@Portland	L	105-127	12-0	6-9	18-9	Thompson-24	Walton-22	12,672
28	12/18	CHICAGO	W	111-106	13-0	6-9	19-9	Thompson-32	Johnson-29	17,301
29	12/21	PHILADELPHIA	W	108-94	14-0	6-9	20-9	Jones-22	Erving-26	17,839
30	12/23	SEATTLE	W	123-95	15-0	6-9	21-9	Thompson-38	Burleson-17	17,321
31	12/26	BOSTON	L	101-103	15-1	6-9	21-10	Thompson-29	Scott-31	17,851
32	12/28	PHOENIX	W	110-102	16-1	6-9	22-10	Issel-34	Westphal-27	17,595
33	12/30	DETROIT	W	123-106	17-1	6-9	23-10	Thompson-29	Lanier-25	17,868
34	1/2	SAN ANTONIO	W	145-120	18-1	6-9	24-10	Issel-27	Gervin-31	16,924
35	1/4	@Atlanta	L	109-113	18-1	6-10	24-11	Issel-29	Hudson-25	9,194
36	1/5	@San Antonio	L	133-137	18-1	6-11	24-12	Jones/Thompson-27	Gervin-30	11,239
37	1/7	@Houston	W	117-107	18-1	7-11	25-12	Issel-30	Tomjanovich-24	13,226
38	1/8	CHICAGO	W	119-99	19-1	7-11	26-12	Jones-18	May-20	17,111
39	1/12	NEW ORLEANS	W	110-99	20-1	7-11	27-12	Issel-24	Maravich-27	17,205
40	1/14	CLEVELAND	W	116-96	21-1	7-11	28-12	Issel/Thompson-19	Russell-17	17,709
41	1/16	@Seattle	W	109-101	21-1	8-11	29-12	Issel-23	Wilkinson-20	14,098
42	1/18	@Golden State	L	101-107	21-1	8-12	29-13	Issel-25	Barry-26	13,155
43	1/21	SEATTLE	W	120-106	22-1	8-12	30-13	Issel-27	Weatherspoon-19	16,222
44	1/24	BUFFALO	W	127-102	23-1	8-12	31-13	Issel-32	Smith-24	15,092
45	1/26	PORTLAND	L	102-107	23-2	8-12	31-14	Issel/Thompson-22	Lucas-22	17,799
46	1/28	NEW ORLEANS	W	108-96	24-2	8-12	32-14	Issel-31	Maravich-28	16,987
47	1/30	PHILADELPHIA	L	101-107	24-3	8-12	32-15	Issel-26	Free-33	17,879
48	2/2	WASHINGTON	W	119-105	25-3	8-12	33-15	Thompson-37	Hayes-26	16,493
49	2/4	@Detroit	L	111-124	25-3	8-13	33-16	Issel-38	Lanier-40	10,716
50	2/6	@Phoenix	L	104-115	25-3	8-14	33-17	Thompson-27	Westphal-32	11,826
51	2/8	@Portland	W	119-111	25-3	9-14	34-17	Thompson-40	Hollins-28	12,605
52	2/10	@Golden State	L	101-114	25-3	9-15	34-18	Thompson-27	Smith-21	13,155
53	2/11	@Los Angeles	L	109-117	25-3	9-16	34-19	Issel-35	Abdul-Jabbar-29	16,954
54	2/16	N.Y. NETS	W	116-102	26-3	9-16	35-19	Issel-24	Bantom-26	15,858
55	2/19	PORTLAND	W	133-124	27-3	9-16	36-19	Calvin-26	Lucas-35	17,778
56	2/20	ATLANTA	W	111-95	28-3	9-16	37-19	Issel/Thompson-28	Drew-33	16,982
57	2/22	HOUSTON	W	118-106	29-3	9-16	38-19	Issel-22	Murphy-24	17,011
58	2/23	@N.Y. Nets	L	88-91	29-3	9-17	38-20	Issel-26	Bantom-16	8,067
59	2/25	@Kansas City	W	130-128	29-3	10-17	39-20	Issel-40	Boone/Washington-22	9,476
60	2/27	BOSTON	W	121-100	30-3	10-17	40-20	Thompson-31	Cowens-24	17,888
61	3/1	@Detroit	W	110-94	30-3	11-17	41-20	Thompson-37	Simpson-16	11,182
62	3/2	@Washington	L	113-115*	30-3	11-18	41-21	Thompson-36	Hayes-44	15,186
63	3/6	@Boston	L	110-112*	30-3	11-19	41-22	Thompson-24	White-27	15,040
64	3/8	@N.Y. Knicks	W	114-108	30-3	12-19	42-22	Thompson-30	McAdoo-31	19,006
65	3/9	@Philadelphia	L	125-129**	30-3	12-20	42-23	Thompson-40	Erving-38	18,021
66	3/11	@Atlanta	L	95-100	30-3	12-21	42-24	Thompson-26	Hill-26	11,086
67	3/13	@Buffalo	L	95-102	30-3	12-22	42-25	Issel-27	Dantley-33	8,952
68	3/15	LOS ANGELES	W	107-85	31-3	12-22	43-25	Thompson-26	Abdul-Jabbar-21	18,127
69	3/16	@Indiana	L	98-109	31-3	12-23	43-26	Issel/Thompson-24	Williamson-29	10,913
70	3/17	N.Y. KNICKS	L	107-115	31-4	12-23	43-27	Thompson-30	McAdoo-34	17,502
71	3/20	DETROIT	W	133-104	32-4	12-23	44-27	Thompson-29	Carr-29	17,563
72	3/23	SAN ANTONIO	L	120-122	32-5	12-23	44-28	Thompson-44	Gervin-38	18,044
73	3/25	@Milwaukee	L	108-112	32-5	12-24	44-29	Issel-32	Carter-24	10,898
74	3/27	GOLDEN STATE	W	115-109	33-5	12-24	45-29	Thompson-24	Barry-26	17,384
75	3/29	INDIANA	W	119-105	34-5	12-24	46-29	Thompson-22	Knight-23	16,724
76	3/31	BUFFALO	W	110-95	35-5	12-24	47-29	Thompson-33	Dantley-20	16,696
77	4/1	@Chicago	L	97-107	35-5	12-25	47-30	Thompson-22	Gilmore-21	20,231
78	4/3	@Phoenix	W	124-109	35-5	13-25	48-30	Thompson-35	Free-28	7,501
79	4/6	ATLANTA	W	110-95	36-5	13-25	49-30	Thompson-28	Drew-28	17,571
80	4/7	@Cleveland	L	108-94	36-5	13-26	49-31	Thompson-23	Smith-23	18,677
81	4/9	@Houston	W	118-110	36-5	14-26	50-31	Thompson-30	Murphy-33	14,182
82	4/10	@New Orleans	L	125-139	36-5	14-27	50-32	Thompson-40	Maravich-45	9,288

*Denotes number of overtime periods.





1977-78 ROSTER

NO.	PLAYER	POS	HT	WT	COLLEGE/YR	EXP
40	Byron Beck	F	6-9	225	Denver '67	10
20	Mack Calvin	G	6-1	175	USC '69	8
30	Jacky Dorsey	F	6-7	230	Georgia '78	R
31	Bo Ellis	F	6-9	200	Marquette '77	R
44	Dan Issel	C	6-9	240	Kentucky '70	7
24	Bobby Jones	F	6-9	212	North Carolina '74	3
45	Tom LaGarde	C/F	6-10	220	North Carolina '77	R
15	Jim Price	G	6-3	195	Louisville '72	5
21	Anthony Roberts	F	6-5	185	Oral Roberts '77	R
5	Robert Smith	G	5-11	165	UNLV '77	R
14	Brian Taylor	G	6-3	185	Princeton '73	5
33	David Thompson	G/F	6-4	195	No. Carolina St. '75	2
32	Bobby Wilkerson	F/G	6-7	200	Indiana '76	1

Head Coach: Larry Brown (North Carolina '63)
Assistant Coaches: Donnie Walsh (North Carolina '62), George Irvine (Washington '70)
Trainer:..... Bob "Chopper" Travaglini

NUGGETS 1977-78 TEAM HIGHS & LOWS

	HIGH	LOW
Points	141 vs. New York, 1/22	87 @ Cleveland, 2/16
Field Goals Made	55 @ Detroit, 4/9	29 @ Portland, 4/7
Field Goals Attempted	108 vs. Washington, 12/16	67 vs. Atlanta, 2/8
Field Goal Percentage	(.611/.55-90) @ Detroit, 4/9	(.348/31-89) @ Boston, 3/19
Free Throws Made	47 vs. New York, 1/22	10 @ San Antonio, 3/23
Free Throws Attempted	59 vs. New York, 1/22	15 @ San Antonio, 3/23
Free Throw Percentage	(.954/21-22) @ Washington, 11/22	(.619/13-21) @ Washington, 1/3
Total Rebounds	65 vs. Golden State, 12/28	33 vs. Philadelphia, 1/29
Offensive Rebounds	29 @ Indiana, 10/25	*6 vs. Atlanta, 11/23
Defensive Rebounds	45 vs. Golden State, 12/28	21 vs. Philadelphia, 1/29
Assists	39 vs. Buffalo, 1/25	11 @ Portland, 4/7
Steals	20 vs. New Jersey, 12/2	3 @ Boston, 3/19
Turnovers	*30 @ Milwaukee, 1/19	7 @ New Orleans, 11/24
Blocked Shots	11 vs. Kansas City, 3/4	*2 @ Boston, 3/19
Fouls	35 vs. Washington 12/16	9 vs. Houston, 1/27

OPPONENTS 1977-78 TEAM HIGHS & LOWS

	HIGH	LOW
Points	143 by New York, 1/22	89 by Cleveland, 1/17
Field Goals Made	58 by New York, 1/22	32 @ Philadelphia, 2/1
Field Goals Attempted	115 at Seattle, 2/10	76 @ Atlanta, 12/30
Field Goal Percentage	(.592/58-98) by New York, 1/22	(.348/39-112) by New Jersey, 12/2
Free Throws Made	40 @ Philadelphia, 2/1	2 by Houston, 1/27
Free Throws Attempted	52 @ Philadelphia, 2/1	4 by Houston, 1/27
Free Throw Percentage	(.944/16-17) @ Cleveland, 2/16	*(.500/11-22) @ Phoenix, 4/6
Total Rebounds	69 @ Seattle, 12/20	29 @ Houston, 1/12
Offensive Rebounds	31 by New Jersey, 12/2	4 by Phoenix, 3/7
Defensive Rebounds	42 @ Seattle, 12/20	18 @ Houston, 1/12
Assists	42 @ Chicago, 1/24	17 by Detroit, 11/15
Steals	18 by Atlanta, 12/7	4 by Chicago, 1/8
Turnovers	31 by New York, 1/22	7 @ Houston, 1/12
Blocked Shots	16 @ Detroit, 10/22	1 @ Portland, 4/7
Fouls	42 by New York, 1/22	*20 @ Phoenix, 4/6

* Indicates repeated mark, and is the last time it happened.





1977-78 GAME-BY-GAME RESULTS (48-34)

NO.	DATE	OPP.	W-L	SCORE	HM.	RD.	TOT.	DEN. HIGH SCORER	OPP. HIGH SCORER	ATTEND.
1	10/19	MILWAUKEE	W	133-115	1-0	0-0	1-0	Thompson-36	Johnson-22	14,792
2	10/21	LOS ANGELES	W	106-101	2-0	0-0	2-0	Issel-23	Hudson-17	15,672
3	10/22	@Detroit	L	106-126	2-0	0-1	2-1	Taylor-20	Roney-26	7,429
4	10/25	@Indiana	L	104-129	2-0	0-2	2-2	Thompson-24	Dantley-32	11,624
5	10/26	PORTLAND	W	111-108	3-0	0-2	3-2	Thompson-24	Gross-22	15,842
6	10/29	BUFFALO	W	127-111	4-0	0-2	4-2	Thompson-28	Smith-29	15,724
7	11/1	@Cleveland	L	93-110	4-0	0-3	4-3	Thompson-25	Chones-21	9,387
8	11/2	@Buffalo	L	100-104	4-0	0-4	4-4	Roberts-20	Smith-32	5,404
9	11/4	@Boston	W	109-104	4-0	1-4	5-4	Thompson-30	Scott-29	13,819
10	11/5	@Philadelphia	L	101-132	4-0	1-5	5-5	Thompson-20	Erving/Bibby-71	17,292
11	11/8	@Milwaukee	W	111-101	4-0	2-5	6-5	Thompson-20	Johnson-26	10,004
12	11/9	NEW ORLEANS	W	115-112	5-0	2-5	7-5	Thompson-31	Robinson-24	15,662
13	11/12	KANSAS CITY	W	119-114	6-0	2-5	8-5	Issel-22	Wedman-24	15,497
14	11/15	DETROIT	W	123-113	7-0	2-5	9-5	Thompson-33	Money-22	14,162
15	11/18	SAN ANTONIO	W	105-94	8-0	2-5	10-5	Thompson-26	Gervin-22	15,847
16	11/20	@New Jersey	W	125-118	8-0	3-5	11-5	Thompson-33	King-32	6,802
17	11/22	@Washington	W	119-114	8-0	4-5	12-5	Issel-26	Dandridge-29	8,363
18	11/23	@Atlanta	L	104-105	8-0	4-6	12-6	Thompson-33	Criss-22	7,898
19	11/24	@New Orleans	L	129-131	8-0	4-7	12-7	Issel-29	Maravich-31	14,438
20	11/26	INDIANA	W	136-123	9-0	4-7	13-7	Thompson-42	Dantley-21	17,297
21	11/27	@Phoenix	L	97-115	9-0	4-8	13-8	Thompson-24	Westphal-48	10,658
22	11/29	SEATTLE	W	115-99	10-0	4-8	14-8	Jones-18	Walker-18	13,122
23	12/2	NEW JERSEY	W	126-92	11-0	4-8	15-8	Thompson-24	Hillman-19	14,322
24	12/4	@Los Angeles	W	111-109	11-0	5-8	16-8	Thompson-27	Abdul-Jabbar-21	15,479
25	12/7	ATLANTA	W	123-116	12-0	5-8	17-8	Issel-34	Drew-20	14,327
26	12/10	MILWAUKEE	W	118-111	13-0	5-8	18-8	Jones-25	Winters-22	15,426
27	12/13	@Chicago	L	96-99	13-0	5-9	18-9	Thompson-24	Gilmore-20	15,211
28	12/14	@Kansas City	L	98-124	13-0	5-10	18-10	Thompson-19	Wedman-24	6,410
29	12/16	WASHINGTON	L	112-117*	13-1	5-10	18-11	Thompson-31	Hayes-33	15,922
30	12/20	@Seattle	L	88-93	13-1	5-11	18-12	Issel-22	Johnson-18	11,825
31	12/23	@Golden State	L	93-98	13-1	5-12	18-13	Wilkerson-24	Parish-23	11,312
32	12/26	PHOENIX	W	127-108	14-1	5-12	19-13	Issel/Thompson-24	Davis-23	17,297
33	12/28	GOLDEN STATE	W	130-108	15-1	5-12	20-13	Thompson-29	Barry-21	17,404
34	12/30	@Atlanta	W	106-104	15-1	6-12	21-13	Issel-32	Drew-25	11,290
35	1/3	@Washington	W	101-100	15-1	7-12	22-13	Thompson-26	Chenier-23	9,457
36	1/4	@San Antonio	W	119-114	15-1	8-12	23-13	Taylor-23	Gervin-36	9,606
37	1/8	CHICAGO	W	109-104	16-1	8-12	24-13	Thompson-23	May-22	16,422
38	1/10	NEW ORLEANS	W	115-110*	17-1	8-12	25-13	Issel-28	Maravich-29	16,649
39	1/12	@Houston	W	109-106	17-1	9-12	26-13	Thompson-41	Murphy-28	8,326
40	1/14	LOS ANGELES	W	123-112	18-1	9-12	27-13	Issel-30	Abdul-Jabbar-26	17,592
41	1/17	CLEVELAND	W	104-89	19-1	9-12	28-13	Thompson-25	Russell-19	15,327
42	1/19	@Milwaukee	L	109-114	19-1	9-13	28-14	Thompson-34	Johnson-27	10,938
43	1/22	NEW YORK	L	141-143*	19-2	9-13	28-15	Thompson-37	McAdoo-39	16,003
44	1/24	@Chicago	L	114-131	19-2	9-14	28-16	Thompson-26	Holland-26	15,583
45	1/25	BUFFALO	W	121-119*	20-2	9-14	29-16	Jones-27	Knight-40	14,629
46	1/27	HOUSTON	W	105-100	21-2	9-14	30-16	Issel-26	Murphy-22	14,602
47	1/29	PHILADELPHIA	L	117-118	21-3	9-14	30-17	Thompson-39	Collins-30	17,598
48	1/31	@New York	W	119-115	21-3	10-14	31-17	Thompson-41	McAdoo-33	16,889
49	2/1	@Philadelphia	L	101-104	21-3	10-15	31-18	Price-22	Collins-16	18,276
50	2/3	DETROIT	W	115-102	22-3	10-15	32-18	Thompson-30	Carr-24	16,009
51	2/8	ATLANTA	W	114-109	23-3	10-15	33-18	Issel-28	Drew-30	15,228
52	2/9	@Golden State	L	108-119	23-3	10-16	33-19	Issel-22	Barry-32	12,376
53	2/10	@Seattle	L	123-126*	23-3	10-17	33-20	Thompson-26	Webster-26	13,795
54	2/12	@Portland	W	103-101	23-3	11-17	34-20	Thompson-22	Walton-24	12,666
55	2/14	WASHINGTON	W	103-98	24-3	11-17	35-20	Thompson-26	Grevey-24	15,636
56	2/16	@Cleveland	L	87-119	24-3	11-18	35-21	Roberts-19	Chones/Smith-18	9,578
57	2/17	PORTLAND	W	112-105	25-3	11-18	36-21	Thompson-30	Lucas-31	17,748
58	2/19	BOSTON	W	118-115	26-3	11-18	37-21	Thompson-29	Havlicek-19	17,404
59	2/22	INDIANA	L	96-99	26-4	11-18	37-22	Issel-40	Behagen-23	14,972
60	2/24	@Los Angeles	L	99-109	26-4	11-19	37-23	Thompson-28	Hudson-27	14,999
61	2/25	PHILADELPHIA	W	124-115	27-4	11-19	38-23	Roberts/Thompson-25	Erving-33	17,948
62	2/28	@Indiana	W	122-106	27-4	12-19	39-23	Thompson-27	Edwards-24	13,145
63	3/1	CLEVELAND	L	104-110	27-5	12-19	39-24	Thompson-33	Russell-23	14,747
64	3/4	KANSAS CITY	W	123-114	28-5	12-19	40-24	Thompson-31	Wedman-26	16,642
65	3/7	PHOENIX	L	112-126	28-6	12-19	40-25	Issel-30	Davis-34	17,428
66	3/10	@Kansas City	L	120-126	28-6	12-20	40-26	Thompson-30	Boone-30	8,089
67	3/12	CHICAGO	W	98-95	29-6	12-20	41-26	Thompson-32	Johnson-29	17,053
68	3/15	GOLDEN STATE	W	123-111	30-6	12-20	42-26	Issel-33	Barry-27	15,582
69	3/17	@New Jersey	L	109-111*	30-6	12-21	42-27	Thompson-40	Williamson-42	6,283
70	3/19	@Boston	L	95-122	30-6	12-22	42-28	Issel-23	Havlicek-27	13,172
71	3/21	NEW YORK	L	114-115	30-7	12-22	42-29	Thompson-29	McAdoo-35	17,297
72	3/23	@San Antonio	L	106-123	30-7	12-23	42-30	Thompson-29	Gervin-27	9,334
73	3/26	@New Orleans	W	109-100	30-7	13-23	43-30	Thompson-42	Robinson-26	19,455
74	3/28	@New York	L	103-106	30-7	13-24	43-31	Issel-25	Shelton-31	17,397
75	3/29	BOSTON	W	109-106	31-7	13-24	44-31	Thompson-35	Havlicek-22	17,627
76	3/31	SEATTLE	L	109-111	31-8	13-24	44-32	Issel-31	Johnson-24	17,270
77	4/2	HOUSTON	W	109-100	31-8	13-24	45-32	Issel-22	Murphy-32	15,253
78	4/3	@Buffalo	W	104-95	32-8	14-24	46-32	Issel-27	Smith-39	3,560
79	4/5	NEW JERSEY	W	129-121	33-8	14-24	47-32	Issel-32	King-38	16,422
80	4/6	@Phoenix	W	111-105	33-8	15-24	48-32	Thompson-28	Davis-29	12,660
81	4/7	@Portland	L	93-97	33-8	15-25	48-33	Thompson-26	Lucas-31	12,666
82	4/9	@Detroit	L	137-139	33-8	15-26	48-34	Thompson-73	Carr-29	3,482

* Denotes number of overtime periods.





1978-79 ROSTER

NO.	PLAYER	POS	HT	WT	COLLEGE/YR	EXP
41	Tom Boswell	F	6-9	225	South Carolina '75	3
20	Mack Calvin	F	6-1	175	USC '69	9
31	Bo Ellis	F	6-8	200	Marquette '77	1
35	Kim Hughes	C	6-11	220	Wisconsin '74	3
44	Dan Issel	C	6-9	240	Kentucky '70	8
30	George McGinnis	F	6-8	235	Indiana '73	7
21	Anthony Roberts	F	6-5	185	Oral Roberts '77	1
11	Charles Scott	G	6-6	175	North Carolina '70	8
5	Robert Smith	G	5-11	165	UNLV '77	1
33	David Thompson	G	6-4	195	No. Carolina St. '75	3
32	Bobby Wilkerson	G	6-7	200	Indiana '76	2

Head Coach: Larry Brown (North Carolina '63)
Assistant Coaches: Donnie Walsh (North Carolina '62), George Irvine (Washington '70)
Trainer: Bob "Chopper" Travaglini

NUGGETS 1978-79 TEAM HIGHS & LOWS

	HIGH	LOW
Points	150 @ Phoenix, 11/10	76 @ Portland, 1/30
Field Goals Made	60 @ Phoenix, 11/10	*30 @ Portland, 1/30
Field Goals Attempted	108 vs. San Diego, 2/16	63 vs. New Jersey, 12/6
Field Goal Percentage	(.667/46-69) @ New Jersey, 10/20*	(.374/40-107) @ Houston, 2/28
Free Throws Made	*39 vs. Atlanta, 11/22	*12 vs. Washington, 3/11
Free Throws Attempted	55 @ Atlanta, 10/21	16 vs. Chicago, 1/28
Free Throw Percentage	(.905/19-21) vs. Boston 1/6	(.444/12-27) vs. Washington, 3/11
Total Rebounds	62 at Indiana, 10/27	32 @ Milwaukee, 11/28
Offensive Rebounds	30 vs. San Diego, 2/16	5 @ New Jersey, 10/20
Defensive Rebounds	43 vs. Washington, 1/9	20 @ Milwaukee, 2/11
Assists	41 vs. Boston, 1/6	13 @ Washington, 4/1
Steals	16 vs. New Orleans, 12/20	0 @ Atlanta, 10/21
Turnovers	33 @ New Jersey, 10/20	10 vs. New Orleans, 12/20
Blocked Shots	11 vs. Washington, 1/9	0 @ LA Lakers, 3/4
Fouls	*35 @ Seattle, 11/24	14 vs. San Antonio, 12/12

OPPONENTS 1978-79 TEAM HIGHS & LOWS

	HIGH	LOW
Points	134 @ LA Lakers, 10/31	82 @ Portland, 1/30
Field Goals Made	60 @ LA Lakers, 10/31	33 @ New Orleans, 1/16
Field Goals Attempted	110 by San Diego, 3/30	77 by Kansas City, 1/3
Field Goal Percentage	(.600/60-100) @ LA Lakers, 10/31	(.358/38-106) by Cleveland, 11/3
Free Throws Made	44 @ Atlanta, 10/21	*8 by Golden State, 3/20
Free Throws Attempted	52 @ Chicago, 12/29	*12 @ Portland, 1/30
Free Throw Percentage	(.929/13-14) @ Boston, 4/6	(.400/8-20) by Phoenix, 12/26
Total Rebounds	59 @ Chicago, 2/13	26 by Phoenix, 10/25
Offensive Rebounds	29 @ Detroit, 3/28	5 @ Indiana, 1/19
Defensive Rebounds	43 by New Orleans, 11/30	19 @ Phoenix, 11/10
Assists	39 @ Houston, 2/28	11 @ San Diego, 10/15
Steals	*16 @ Boston, 4/6	2 by New Orleans, 12/20
Turnovers	*30 by Kansas City, 1/3	9 by Indiana, 1/14
Blocked Shots	14 @ New Orleans, 11/30	*0 @ Boston, 4/6
Fouls	*41 by Atlanta, 11/22	17 by LA Lakers, 1/26

* Indicates repeated mark, and is the last time it happened.





1978-79 GAME-BY-GAME RESULTS (47-35)

NO.	DATE	OPP.	W-L	SCORE	HM.	RD.	TOT.	DEN. HIGH SCORER	OPP. HIGH SCORER	ATTEND.
1	10/13	SAN ANTONIO	W	118-117	1-0	0-0	1-0	McGinnis-29	Kenon-38	14,009
2	10/15	@San Diego	W	98-94	1-0	1-0	2-0	Thompson-26	Smith-28	8,362
3	10/18	PORTLAND	W	125-113	2-0	1-0	3-0	McGinnis-26	Owens-32	12,918
4	10/20	@New Jersey	W	126-117	2-0	2-0	4-0	Thompson-34	Money-26	4,212
5	10/21	@Atlanta	L	125-130	2-0	2-1	4-1	Thompson-33	Drew-22	9,367
6	10/25	PHOENIX	W	108-104	3-0	2-1	5-1	McGinnis-33	Westphal-29	14,448
7	10/27	@Indiana	L	99-112	3-0	2-2	5-2	McGinnis-20	Davis-21	12,469
8	10/29	HOUSTON	W	134-121	4-0	2-2	6-2	McGinnis/Thompson-26	Barry-24	14,485
9	10/31	@Los Angeles	L	107-134	4-0	2-3	6-3	McGinnis-25	Dantley-22	9,715
10	11/3	CLEVELAND	W	110-93	5-0	2-3	7-3	Thompson-29	Russell-21	15,211
11	11/4	@Kansas City	L	107-109	5-0	2-4	7-4	McGinnis-22	Wedman-24	10,830
12	11/9	NEW YORK	W	116-109	6-0	2-4	8-4	McGinnis-25	Williams-24	15,622
13	11/10	@Phoenix	W	150-132	6-0	3-4	9-4	McGinnis-32	Westphal-27	10,277
14	11/11	KANSAS CITY	L	113-117	6-1	3-4	9-5	Issel/Boswell-20	Wedman-35	14,407
15	11/14	@New York	L	110-106	6-1	3-5	9-6	Thompson-29	Haywood-26	16,728
16	11/15	@Philadelphia	L	103-109*	6-1	3-6	9-7	McGinnis-29	Erving-33	18,276
17	11/17	@Boston	L	118-120	6-1	3-7	9-8	Thompson-33	Knight-24	14,636
18	11/18	@Washington	L	114-119	6-1	3-8	9-9	Thompson-35	Dandridge-19	13,505
19	11/22	ATLANTA	L	111-113	6-2	3-8	9-10	Thompson-35	Hill-20	15,722
20	11/24	@Seattle	W	103-100	6-2	4-8	10-10	McGinnis-22	Sikma-23	25,127
21	11/25	SEATTLE	L	104-110	6-3	4-8	10-11	McGinnis-26	Williams-24	17,109
22	11/28	@Milwaukee	L	100-117	6-3	4-9	10-12	McGinnis-26	Winters-27	10,812
23	11/30	@New Orleans	L	105-111	6-3	4-10	10-13	Scott/Thompson-22	Maravich-28	8,322
24	12/1	DETROIT	W	125-120	7-3	4-10	11-13	McGinnis-30	Long-28	13,752
25	12/2	@San Antonio	W	104-93	7-3	5-10	12-13	Issel-23	Kenon-24	10,056
26	12/6	NEW JERSEY	W	92-83	8-3	5-10	13-13	McGinnis-27	King-24	12,289
27	12/9	MILWAUKEE	W	113-103	9-3	5-10	14-13	Issel-28	Johnson-31	14,022
28	12/12	SAN ANTONIO	W	107-103	10-3	5-10	15-13	McGinnis-38	Gervin-34	13,448
29	12/15	PORTLAND	L	113-116	10-4	5-10	15-14	Thompson-36	Lucas-32	14,429
30	12/17	@Portland	L	110-123	10-4	5-11	15-15	Thompson-22	Owens-35	12,666
31	12/20	NEW ORLEANS	W	121-112	11-4	5-11	16-15	McGinnis-39	Maravich-25	16,385
32	12/22	@Golden State	W	107-103	11-4	6-11	17-15	McGinnis-29	Smith-23	11,377
33	12/26	PHOENIX	L	102-106	11-5	6-11	17-16	McGinnis-27	Davis-31	16,325
34	12/28	CHICAGO	L	107-111	11-6	6-11	17-17	Thompson-35	Gilmore-31	14,614
35	12/29	@Chicago	L	117-123	11-6	6-12	17-18	McGinnis-27	Johnson-33	16,587
36	12/30	@Atlanta	L	87-113	11-6	6-13	17-19	Thompson-21	Drew-50	7,747
37	1/2	@Kansas City	W	99-97	11-6	7-13	18-19	McGinnis-28	Birdsong-22	11,445
38	1/3	KANSAS CITY	L	101-108	11-7	7-13	18-20	Thompson-26	Ford-26	14,336
39	1/5	@Seattle	W	95-92	11-7	8-13	19-20	McGinnis/Thompson-22	Sikma-23	22,347
40	1/6	BOSTON	W	127-98	12-7	8-13	20-20	Issel-23	Knight-20	15,109
41	1/9	WASHINGTON	W	121-90	13-7	8-13	21-20	Thompson-22	Hayes-18	13,872
42	1/12	NEW YORK	W	126-119	14-7	8-13	22-20	McGinnis-41	McAdoo-37	14,134
43	1/14	INDIANA	W	111-109	15-7	8-13	23-20	McGinnis-21	Davis-20	14,089
44	1/16	@New Orleans	W	104-100	15-7	9-13	24-20	Thompson-24	Haywood-25	6,817
45	1/17	@San Antonio	L	101-119	15-7	9-14	24-21	Wilkerson-20	Gervin-30	15,216
46	1/19	@Indiana	W	101-98	15-7	10-14	25-21	Thompson-26	Bantom-22	9,209
47	1/20	GOLDEN STATE	W	109-106	16-7	10-14	26-21	McGinnis-27	Smith-22	15,187
48	1/22	DETROIT	L	117-121	16-8	10-14	26-22	McGinnis-33	Lanier-30	10,156
49	1/23	@Cleveland	L	107-108	16-8	10-15	26-23	Thompson-29	Russell-34	7,613
50	1/24	@Houston	L	116-117	16-8	10-16	26-24	McGinnis-34	Murphy-26	12,178
51	1/26	LOS ANGELES	W	119-107	17-8	10-16	27-24	Thompson-32	Dantley-27	16,422
52	1/28	CHICAGO	W	98-87	18-8	10-16	28-24	Thompson-27	Landsberger-21	14,165
53	1/30	@Portland	L	76-82	18-8	10-17	28-25	Thompson-24	Hollins-21	12,666
54	2/2	@San Diego	L	100-124	18-8	10-18	28-26	Thompson-23	Free-49	12,036
55	2/7	CLEVELAND	W	120-105	19-8	10-18	29-26	Issel-25	Russell-21	13,972
56	2/9	@Golden State	W	106-104	19-8	11-18	30-26	McGinnis-31	Smith-24	13,127
57	2/11	@Milwaukee	L	87-126	19-8	11-19	30-27	Boswell-16	Bridgeman-20	10,938
58	2/13	@Chicago	W	104-94	19-8	12-19	31-27	Thompson-28	Gilmore-23	7,463
59	2/14	@Detroit	L	107-111	19-8	12-20	31-28	McGinnis-33	Long-27	6,882
60	2/16	SAN DIEGO	L	104-118	19-9	12-20	31-29	Boswell-21	Smith-25	15,119
61	2/18	NEW ORLEANS	W	115-112	20-9	12-20	32-29	Thompson-31	Maravich-29	15,023
62	2/21	INDIANA	W	114-109	21-9	12-20	33-29	Thompson-30	Sobers-26	13,032
63	2/24	MILWAUKEE	W	132-117	22-9	12-20	34-29	McGinnis/Thompson-29	Johnson-25	15,322
64	2/25	PHILADELPHIA	L	111-119	22-10	12-20	34-30	Thompson-31	Cheeks-21	17,643
65	2/27	SEATTLE	W	121-106	23-10	12-20	35-30	Thompson-28	Johnson-20	14,182
66	2/28	@Houston	L	97-122	23-10	12-21	35-31	McGinnis-23	Dunleavy-21	11,228
67	3/2	@Phoenix	W	119-105	23-10	13-21	36-31	Thompson-31	Westphal-28	11,835
68	3/4	@Los Angeles	W	113-99	23-10	14-21	37-31	McGinnis-24	Dantley/Abdul-Jabbar-20	14,770
69	3/6	HOUSTON	L	118-119	23-11	14-21	37-32	Thompson-33	Murphy-30	14,581
70	3/11	WASHINGTON	L	98-119	23-12	14-21	37-33	Wilkerson-22	Grevey-28	15,326
71	3/14	NEW JERSEY	W	120-100	24-12	14-21	38-33	Issel-24	King-19	13,333
72	3/17	ATLANTA	W	118-111	25-12	14-21	39-33	Issel-27	McMillen-18	15,581
73	3/20	GOLDEN STATE	W	113-102	26-12	14-21	40-33	Thompson-27	Short-20	14,227
74	3/23	BOSTON	W	137-113	27-12	14-21	41-33	Thompson-31	McAdoo-27	14,922
75	3/25	LOS ANGELES	W	123-113	28-12	14-21	42-33	Scott-28	Nixon-29	16,821
76	3/28	@Detroit	W	115-110	28-12	15-21	43-33	Issel-29	Lanier/Tyler-25	9,093
77	3/30	SAN DIEGO	W	130-121	29-12	15-21	44-33	Thompson-31	Free-42	17,607
78	4/1	@Washington	L	89-105	29-12	15-22	44-34	Thompson-34	Hayes-30	17,554
79	4/3	@New Jersey	W	110-97	29-12	16-22	45-34	Issel-25	Boynes-19	4,106
80	4/5	@New York	W	114-107	29-12	17-22	46-34	Issel-28	Knight-18	10,600
81	4/6	@Boston	W	107-101	29-12	18-22	47-34	Thompson-33	Robey-22	7,831
82	4/8	@Philadelphia	L	111-112	29-12	18-23	47-35	Thompson-44	Erving-35	12,587

* Denotes number of overtime periods.





1979-80 ROSTER

NO.	PLAYER	POS	HT	WT	COLLEGE/YR	EXP
2	Alex English	F	6-7	190	South Carolina '76	3
20	George Johnson	F	6-7	218	St. John's '76	3
22	Odell Ball	F	6-9	220	Marquette '79	R
41	Tom Boswell	F	6-9	225	South Carolina '75	4
31	Bo Ellis	F	6-8	200	Marquette '77	2
24	Gary Garland	G	6-4	180	DePaul '79	R
55	Rod Griffin	F	6-6	225	Wake Forest '78	R
35	Kim Hughes	C	6-11	220	Wisconsin '74	4
44	Dan Issel	C	6-9	240	Kentucky '70	9
30	George McGinnis	F	6-8	235	Indiana '73	8
21	Anthony Roberts	F	6-5	185	Oral Roberts '77	2
10	John Roche	G	6-3	170	South Carolina '71	5
11	Charles Scott	G	6-6	175	North Carolina '70	9
5	Robert Smith	G	5-11	165	UNLV '77	2
33	David Thompson	G	6-4	195	No. Carolina St. '75	4
32	Bobby Wilkerson	G	6-7	200	Indiana '76	3

Head Coach: Donnie Walsh (North Carolina '62)

Assistant Coach: George Irvine (Washington '70)

Trainer: Bob "Chopper" Travaglini

NUGGETS 1979-80 TEAM HIGHS & LOWS

	HIGH	LOW
Points	126 vs. Detroit, 1/2	*84 @ Seattle, 2/14
Field Goals Made	56 @ Chicago, 3/21	30 @ Seattle, 10/31
Field Goals Attempted	123 @ Chicago, 3/21	*75 @ Kansas City, 1/11
Field Goal Percentage	(.580/51-88) vs. LA Lakers, 12/22	(.330/33-100) vs. Milwaukee, 10/13
Three-Pointers Made	5 @ LA Lakers, 11/9	*0 @ Utah, 3/25
Three-Pointers Attempted	9 @ LA Lakers, 11/9	*0 vs. Philadelphia, 1/23
Three-Point Percentage	*(.677/4-6) vs. Philadelphia, 2/29	(.000/0-3) @ Utah, 3/25
Free Throws Made	40 vs. New Jersey, 1/31	6 @ Indiana, 1/16
Free Throws Attempted	52 vs. New Jersey, 1/31	11 @ Indiana, 1/16
Free Throw Percentage	(.905/17-19) @ Philadelphia, 2/29	(.533/16-30) @ Washington, 11/27
Total Rebounds	65 vs. Milwaukee, 10/13	30 @ Chicago, 1/19
Offensive Rebounds	22 vs. Milwaukee, 10/13	6 @ Houston, 1/9
Defensive Rebounds	46 @ Chicago, 11/20	19 @ Chicago, 1/19
Assists	36 vs. Detroit, 1/2	13 @ Kansas City, 1/6
Steals	18 vs. San Diego, 11/21	1 vs. Utah, 12/8
Turnovers	32 vs. San Antonio, 12/11	7 vs. San Diego, 2/9
Blocked Shots	14 vs. Golden State, 3/11	0 @ Golden State, 2/22
Fouls	35 @ Chicago, 3/21	13 vs. Utah, 12/8

OPPONENTS 1979-80 TEAM HIGHS & LOWS

	HIGH	LOW
Points	143 @ Milwaukee, 3/27	84 by San Diego, 11/21
Field Goals Made	59 @ Milwaukee, 3/27	33 by San Diego, 11/21
Field Goals Attempted	122 by New York, 10/30	*77 @ Atlanta, 3/2
Field Goal Percentage	(.623/48-77) by Kansas City, 1/29	*(.379/36-95) by Golden State, 3/11
Three-Pointers Made	6 @ Boston, 11/28	*0 by Chicago, 3/26
Three-Pointers Attempted	2 @ Boston, 11/28	*0 by Chicago, 3/26
Three-Point Percentage	*(.625/5-8) by San Diego, 11/21	*(.000/0-0) by Chicago, 3/26
Free Throws Made	*38 @ Seattle, 12/16	9 by Utah, 3/18
Free Throws Attempted	50 @ New Jersey, 11/30	9 by Utah, 3/18
Free Throw Percentage	(1.000/9-9) by Utah, 3/18	(.433/13-30) by San Diego, 11/21
Total Rebounds	59 by Portland, 10/24	25 @ Milwaukee, 1/18
Offensive Rebounds	27 by New York, 10/30	*5 @ Milwaukee, 1/18
Defensive Rebounds	*42 @ Chicago, 3/21	20 @ Milwaukee, 1/18
Assists	41 by Chicago, 2/6	15 @ Chicago, 11/20
Steals	19 @ New Jersey, 11/30	2 @ Cleveland, 12/29
Turnovers	28 by Detroit, 1/2	10 @ San Diego, 10/23
Blocked Shots	17 @ LA Lakers, 11/9	*1 @ Kansas City, 1/11
Fouls	37 by New Jersey, 1/31	*16 @ Philadelphia, 2/29

* Indicates repeated mark, and is the last time it happened.





1979-80 GAME-BY-GAME RESULTS (30-52)

NO.	DATE	OPP.	W-L	SCORE	HM.	RD.	TOT.	DEN. HIGH SCORER	OPP. HIGH SCORER	ATTEND.
1	10/13	MILWAUKEE	L	96-125	0-1	0-0	0-1	McGinnis-18	Meyers-26	12,554
2	10/14	@Portland	L	93-109	0-1	0-1	0-2	Scott-19	Owens-27	12,666
3	10/16	GOLDEN STATE	L	106-108	0-2	0-1	0-3	McGinnis-24	Lucas-23	11,812
4	10/17	@Milwaukee	L	97-125	0-2	0-2	0-4	Issel/Thompson-25	Lucas-23	10,205
5	10/19	KANSAS CITY	L	84-107	0-3	0-2	0-5	Issel-22	Birdsong-23	13,036
6	10/23	@San Diego	L	127-132	0-3	0-3	0-6	Thompson-36	Free-32	6,660
7	10/24	PORTLAND	L	87-88	0-4	0-3	0-7	Thompson-19	Brewer-20	11,664
8	10/27	UTAH	W	116-96	1-4	0-3	1-7	Thompson-25	Dantley-25	11,323
9	10/30	NEW YORK	W	121-112	2-4	0-3	2-7	Issel-32	Cartwright-32	11,033
10	10/31	@Seattle	L	89-97	2-4	0-4	2-8	Thompson-19	Sikma-18	13,216
11	11/2	CHICAGO	W	113-99	3-4	0-4	3-8	Issel-24	Greenwood-26	13,822
12	11/3	@Golden State	L	103-130	3-4	0-5	3-9	Boswell-24	Short-19	8,608
13	11/7	SEATTLE	W	113-92	4-4	0-5	4-9	Issel-23	Williams-24	11,942
14	11/8	@Utah	W	96-92	4-4	1-5	5-9	Issel-23	Maravich-21	6,967
15	11/9	@Los Angeles	L	122-126*	4-4	1-6	5-10	Roche-23	Johnson-31	13,466
16	11/11	@Phoenix	L	91-116	4-4	1-7	5-11	Issel-18	Robinson-26	11,118
17	11/13	CLEVELAND	W	116-110	5-4	1-7	6-11	Thompson-28	Smith-31	12,112
18	11/15	@Golden State	L	102-120	5-4	1-8	6-12	Thompson-29	Lucas-27	5,032
19	11/16	LOS ANGELES	L	128-135*	5-5	1-8	6-13	Issel-37	Abdul-Jabbar-28	15,131
20	11/18	KANSAS CITY	L	109-92	5-6	1-8	6-14	Roche-33	Ford-28	11,236
21	11/20	@Chicago	W	124-91	5-6	2-8	7-14	Thompson-21	Theus-22	6,495
22	11/21	SAN DIEGO	W	105-84	6-6	2-8	8-14	Thompson-29	Free-27	10,080
23	11/24	PHOENIX	L	101-115	6-7	2-8	8-15	Issel-26	Davis-40	13,664
24	11/27	@Washington	W	96-91	6-7	3-8	9-15	Scott-16	Landrige-29	11,123
25	11/28	@Boston	L	97-119	6-7	3-9	9-16	Issel-17	Bird-29	13,377
26	11/30	@New Jersey	L	118-127	6-7	3-10	9-17	Issel-29	Newlin-39	5,683
27	12/1	@New York	L	112-121	6-7	3-11	9-18	Issel-24	Knight-29	11,087
28	12/5	MILWAUKEE	W	123-107	7-7	3-11	10-18	Issel-36	Johnson-23	15,992
29	12/8	UTAH	L	103-119	7-8	3-11	10-19	Issel-30	Dantley-37	11,163
30	12/9	@Los Angeles	L	118-131	7-8	3-12	10-20	McGinnis-32	Abdul-Jabbar-31	14,087
31	12/11	SAN ANTONIO	W	127-121	8-8	3-12	11-20	McGinnis-35	Gervin-41	14,433
32	12/14	@San Diego	L	108-112	8-8	3-13	11-21	Issel/McGinnis-23	Free-37	6,684
33	12/15	@Portland	L	98-106	8-8	3-14	11-22	Thompson-33	Washington-23	12,666
34	12/16	@Seattle	L	121-123	8-8	3-15	11-23	Issel-24	Johnson-32	19,870
35	12/19	PORTLAND	W	114-106	9-8	3-15	12-23	Issel-26	Washington-26	14,329
36	12/22	LOS ANGELES	W	130-128	10-8	3-15	13-23	McGinnis-33	Wilkes-24	14,445
37	12/25	@Utah	L	111-122	10-8	3-16	13-24	Issel-37	Furlov-37	7,775
38	12/26	GOLDEN STATE	W	99-94	11-8	3-16	14-24	Issel-39	Smith-22	11,431
39	12/28	@Detroit	L	98-114	11-8	3-17	14-25	Wilkerson-28	Long-32	6,275
40	12/29	@Cleveland	L	106-124	11-8	3-18	14-26	Issel-30	Mitchell-28	10,095
41	1/2	DETROIT	W	135-116	12-8	3-18	15-26	Thompson-35	McAdoo-26	12,732
42	1/5	INDIANA	W	111-105	13-8	3-18	16-26	Thompson-38	Johnson-31	11,553
43	1/6	@Kansas City	L	101-120	13-8	3-19	16-27	Thompson-22	Wedman-24	8,262
44	1/8	@San Antonio	L	134-137	13-8	3-20	16-28	Issel-34	Gervin-53	9,437
45	1/9	@Houston	L	112-114	13-8	3-21	16-29	McGinnis-43	Murphy-31	8,225
46	1/11	@Kansas City	L	99-112	13-8	3-22	16-30	Issel-26	Wedman-27	10,826
47	1/12	SEATTLE	L	102-105	13-9	3-22	16-31	Issel-28	Williams-33	12,580
48	1/15	PHOENIX	L	99-107	13-10	3-22	16-32	Issel-31	Westphal-19	13,057
49	1/16	@Indiana	L	99-117	13-10	3-23	16-33	Issel-23	Edwards-21	8,703
50	1/18	@Milwaukee	W	120-111	13-10	4-23	17-33	Issel-29	Johnson-28	10,938
51	1/19	@Chicago	L	108-117	13-10	4-24	17-34	Issel-31	Theus-27	8,778
52	1/23	PHILADELPHIA	L	93-118	13-11	4-24	17-35	Issel-20	Erving/Mix-24	16,981
53	1/26	PORTLAND	W	100-96	14-11	4-24	18-35	Issel-27	Gross-17	11,087
54	1/29	KANSAS CITY	L	111-121	14-12	4-24	18-36	Issel-27	Birdsong-49	11,016
55	1/30	@Phoenix	L	114-122	14-12	4-25	18-37	Scott-30	Westphal-30	11,069
56	1/31	NEW JERSEY	W	127-126	15-12	4-25	19-37	Issel-47	Natt-32	10,094
57	2/6	CHICAGO	W	122-111	16-12	4-25	20-37	Issel-32	Theus-21	11,127
58	2/9	SAN DIEGO	W	123-104	17-12	4-25	21-37	Issel-38	Freeman-33	14,662
59	2/12	WASHINGTON	L	111-128	17-13	4-25	21-38	English/Issel-25	Grevey-32	11,538
60	2/14	@Seattle	L	84-93	17-13	4-26	21-39	Issel-30	Williams-22	19,152
61	2/15	ATLANTA	W	111-98	18-13	4-26	22-39	Issel-32	Roundfield-22	11,665
62	2/17	HOUSTON	W	112-99	19-13	4-26	23-39	Johnson-28	Malone-29	13,926
63	2/20	LOS ANGELES	L	103-116	19-14	4-26	23-40	Issel-31	Johnson-30	15,816
64	2/22	@Golden State	W	122-121*	19-14	5-26	24-40	Johnson-30	Parish-28	7,512
65	2/23	BOSTON	L	105-124	19-15	5-26	24-41	English-21	Maxwell-19	17,298
66	2/26	PHOENIX	W	121-112	20-15	5-26	25-41	Issel-31	Robinson-25	11,149
67	2/29	@Philadelphia	L	103-104	20-15	5-27	25-42	English-32	Collins-21	11,156
68	3/2	@Atlanta	L	93-100	20-15	5-28	25-43	Issel-23	Johnson-31	11,285
69	3/5	MILWAUKEE	W	112-109	21-15	5-28	26-43	Issel-28	Lanier-32	11,762
70	3/7	@Portland	L	104-113	21-15	5-29	26-44	English-28	Natt-29	12,666
71	3/8	SEATTLE	L	97-104	21-16	5-29	26-45	Issel-21	Williams-23	13,948
72	3/11	GOLDEN STATE	W	96-87	22-16	5-29	27-45	Issel-31	Parish-29	11,076
73	3/13	@San Diego	L	102-116	22-16	5-30	27-46	Wilkerson-18	Williams-26	6,798
74	3/14	@Los Angeles	L	126-132	22-16	5-31	27-47	Issel-29	Wilkes-27	16,664
75	3/16	SAN DIEGO	W	127-107	23-16	5-31	28-47	Issel-22	Free-29	12,497
76	3/18	UTAH	W	98-96	24-16	5-31	29-47	Issel-32	Boone-35	15,730
77	3/20	@Kansas City	L	105-121	24-16	5-32	29-48	English-40	Birdsong-32	10,750
78	3/21	@Chicago	W	134-128***	24-16	6-32	30-48	Issel-30	Greenwood-27	5,436
79	3/23	@Phoenix	L	102-118	24-16	6-33	30-49	Wilkerson-25	Davis-27	11,705
80	3/25	@Utah	L	91-109	24-16	6-34	30-50	Wilkerson-17	Hardey-22	5,357
81	3/26	CHICAGO	L	115-122	24-17	6-34	30-51	Issel-21	Sobers-21	14,083
82	3/27	@Milwaukee	L	95-143	24-17	6-35	30-52	Issel-25	M. Johnson-31	10,938

*Denotes number of overtime periods.





1980-81 ROSTER

NO.	PLAYER	POS	HT	WT	COLLEGE/YR	EXP
23	T.R. Dunn	G	6-4	192	Alabama '77	3
2	Alex English	F	6-7	190	South Carolina '76	4
22	Glen Gondrezick	F	6-6	218	UNLV '77	3
1	Ken Higgs	G	6-0	185	LSU '78	1
34	Cedrick Hordges	F	6-8	220	South Carolina '80	R
35	Kim Hughes	C	6-11	220	Wisconsin '74	5
44	Dan Issel	C	6-9	240	Kentucky '70	10
3	Carl Nicks	G	6-3	185	Indiana St. '80	R
45	Jawann Oldham	C	7-0	220	Seattle '80	R
43	James Ray	F	6-9	215	Jacksonville '80	R
10	John Roche	G	6-3	170	South Carolina '71	6
33	David Thompson	G	6-4	195	No. Carolina St. '75	5
42	Ron Valentine	F	6-7	210	Old Dominion '80	R
55	Kiki Vandeweghe	F	6-8	220	UCLA '80	R

Head Coach: Donnie Walsh (North Carolina '62)

Assistant Coach: Doug Moe (North Carolina '61)

Trainer: Bob "Chopper" Travaglini

NUGGETS 1980-81 TEAM HIGHS & LOWS

	HIGH	LOW
Points	162 vs. Portland, 2/13	92 @ Washington, 11/11
Field Goals Made	64 vs. Portland, 2/13	35 @ San Diego, 11/25
Field Goals Attempted	119 @ San Antonio, 2/22	82 @ Detroit, 3/7
Field Goal Percentage	(.600/51-85) vs. Detroit, 1/27	(.364/36-99) @ Phoenix, 1/14
Three-Pointers Made	*2 @ Milwaukee, 3/12	*0 @ LA Lakers, 3/29
Three-Pointers Attempted	*6 vs. Dallas, 3/25	*0 @ LA Lakers, 3/29
Three-Point Percentage	*(1.000/4-4) vs Chicago, 11/8	*(.000/0-0) @ LA Lakers, 3/29
Free Throws Made	51 @ Atlanta, 1/13	17 @ Washington, 11/11
Free Throws Attempted	63 vs. Phoenix, 2/19	24 vs. Phoenix, 10/24
Free Throw Percentage	(.950/38-40) vs. Seattle, 3/17	(.585/24-41) @ San Diego, 11/25
Total Rebounds	*64 vs. LA Lakers, 3/4	33 @ San Diego, 10/17
Offensive Rebounds	28 vs. San Antonio, 1/24	7 @ San Antonio, 10/17
Defensive Rebounds	*43 @ Kansas City, 3/18	20 @ Boston, 12/23
Assists	38 @ LA Lakers, 11/2	14 @ New Jersey, 11/12
Steals	19 vs. Golden State, 2/27	1 @ Utah, 12/4
Turnovers	26 @ Houston, 12/6	8 @ Utah, 2/8
Blocked Shots	13 vs. Phoenix, 10/24	0 @ Seattle, 1/10
Fouls	36 vs. Phoenix, 10/24	*16 vs. Utah, 12/4

OPPONENTS 1980-81 TEAM HIGHS & LOWS

	HIGH	LOW
Points	147 @ San Antonio, 12/13	*98 by Houston, 1/18
Field Goals Made	65 @ LA Lakers, 3/29	36 by Dallas, 10/15
Field Goals Attempted	120 by San Antonio, 2/4	*79 by San Diego, 11/26
Field Goal Percentage	(.626/57-91) by Golden State, 2/27	(.425/48-113) @ Dallas, 11/28
Three-Pointers Made	5 @ Golden State, 3/28	*0 @ LA Lakers, 3/29
Three-Pointers Attempted	11 @ Golden State, 3/28	*0 by Houston, 3/15
Three-Point Percentage	*(.455/5-11) by Golden State, 7/23	*(.000/0-1) @ LA Lakers, 3/29
Free Throws Made	*37 by Utah, 10/12	10 @ LA Lakers, 1/23
Free Throws Attempted	49 @ Golden State, 10/29	14 @ LA Lakers, 1/23
Free Throw Percentage	(.966/28-29) @ Houston, 1/3	(.500/15-30) @ Philadelphia, 3/6
Total Rebounds	69 @ San Antonio, 2/22	32 @ San Diego, 1/9
Offensive Rebounds	30 @ Golden State, 3/28	*8 by Utah, 1/7
Defensive Rebounds	46 @ San Antonio, 2/22	18 @ San Diego, 1/9
Assists	46 @ San Antonio, 12/13	16 @ Detroit, 3/7
Steals	19 by Phoenix, 10/24	2 @ LA Lakers, 1/23
Turnovers	34 by Phoenix, 10/24	6 by Washington, 2/10
Blocked Shots	*14 @ Philadelphia, 3/6	*1 @ Dallas, 12/26
Fouls	39 @ Houston, 2/3	16 @ Milwaukee, 3/12

* Indicates repeated mark, and is the last time it happened.





1980-81 GAME-BY-GAME RESULTS (37-45)

NO.	DATE	OPP.	W-L	SCORE	HM.	RD.	TOT.	DEN. HIGH SCORER	OPP. HIGH SCORER	ATTEND.
1	10/10	SAN ANTONIO	L	112-113	0-1	0-0	0-1	Thompson-32	Gervin-18	10,027
2	10/12	UTAH	L	121-125*	0-2	0-0	0-2	Thompson-28	Dantley-38	8,401
3	10/15	DALLAS	W	133-98	1-2	0-0	1-2	English-26	Spanarkel-15	6,658
4	10/17	@San Diego	W	129-116	1-2	1-0	2-2	Thompson-33	Brooks-35	4,032
5	10/18	@Utah	L	115-117	1-2	1-1	2-3	English-26	Dantley-42	7,250
6	10/21	HOUSTON	L	117-119	1-3	1-1	2-4	English-30	Malone-41	7,711
7	10/24	PHOENIX	L	94-117	1-4	1-1	2-5	English-21	Robinson-23	8,359
8	10/25	@Kansas City	L	122-125	1-4	1-2	2-6	Thompson-30	Birdsong-36	6,988
9	10/29	@Golden State	L	109-115	1-4	1-3	2-7	Issel-35	King-27	7,305
10	11/1	SEATTLE	W	123-118	2-4	1-3	3-7	Thompson-43	Brown-25	8,681
11	11/2	@Los Angeles	W	123-121	2-3	2-3	4-7	Thompson-31	Wilkes-26	11,661
12	11/5	@Seattle	W	125-117	2-4	3-3	5-7	Thompson-39	Brown-28	13,071
13	11/7	NEW YORK	L	115-124	2-5	3-3	5-8	Thompson-30	Cartwright-27	10,612
14	11/8	@Chicago	W	130-126**	2-5	4-3	6-8	English-31	Theus-24	9,683
15	11/11	@Washington	L	92-107	2-5	4-4	6-9	English-25	Hayes-26	7,218
16	11/12	@New Jersey	L	111-118	2-5	4-5	6-10	Thompson-27	O'Koren-26	6,542
17	11/15	PORTLAND	W	125-123	3-5	4-5	7-10	English-32	Washington-27	11,011
18	11/18	@Portland	L	103-122	3-5	4-6	7-11	English-20	Paxson-25	12,888
19	11/21	KANSAS CITY	W	134-121	4-5	4-6	8-11	Roche-30	Birdsong-28	10,811
20	11/23	@Phoenix	L	113-131	4-5	4-7	8-12	Thompson-40	Robinson-29	11,151
21	11/25	@San Diego	L	94-108	4-5	4-8	8-13	Issel/Thompson-30	Nater-26	4,176
22	11/26	SAN DIEGO	W	113-109	5-5	4-8	9-13	English-28	Brooks-25	7,913
23	11/28	@Dallas	W	119-117*	5-5	5-8	10-13	Thompson-38	LaGarde-22	7,713
24	11/29	LOS ANGELES	L	123-124**	5-6	5-8	10-14	English-37	Wilkes-30	14,811
25	12/2	CHICAGO	L	124-129	5-7	5-8	10-15	Thompson-30	Theus-26	7,581
26	12/4	@Utah	L	118-122	5-7	5-9	10-16	Issel-25	Dantley-40	5,234
27	12/5	GOLDEN STATE	L	114-119	5-8	5-9	10-17	Thompson-31	Free-32	7,737
28	12/6	@Houston	L	108-111	5-8	5-10	10-18	English-26	Dunleavy-48	8,234
29	12/10	DALLAS	W	116-107	6-8	5-10	11-18	English-27	Huston-27	7,768
30	12/13	@San Antonio	L	123-147	6-8	5-11	11-19	Thompson-27	Gervin-32	9,879
31	12/16	KANSAS CITY	L	118-133	6-9	5-11	11-20	English-29	Birdsong-36	6,909
32	12/18	@Cleveland	L	122-130	6-9	5-12	11-21	Issel-23	Mitchell-27	3,576
33	12/20	@New York	L	114-120	6-9	5-13	11-22	English-29	Three w/23	12,253
34	12/23	@Boston	L	128-136	6-9	5-14	11-23	English-29	Maxwell-29	15,320
35	12/26	@Dallas	L	111-119	6-9	5-15	11-24	Thompson-34	Davis-20	8,293
36	12/27	PHILADELPHIA	W	125-121	7-9	5-15	12-24	Issel-30	Erving-20	16,889
37	12/30	INDIANA	W	127-110	8-9	5-15	13-24	English/Issel-23	McGinnis-21	12,909
38	1/1	@Portland	L	119-122	8-9	5-16	13-25	Thompson-28	Ransey-29	12,888
39	1/2	PHOENIX	L	132-133	8-10	5-16	13-26	Thompson-31	Robinson-32	10,514
40	1/3	@Houston	W	134-132	8-10	6-16	14-26	Thompson-31	Murphy-42	8,160
41	1/7	UTAH	L	117-121	8-11	6-16	14-27	Issel-33	Dantley-51	8,735
42	1/9	@San Diego	W	130-116	8-11	7-16	15-27	Thompson-33	Williams-26	4,560
43	1/10	@Seattle	L	116-119	8-11	7-17	15-28	Issel-27	Sikma-29	18,645
44	1/13	ATLANTA	W	135-132	9-11	7-17	16-28	English-36	Drew-33	8,483
45	1/14	@Phoenix	L	102-128	9-11	7-18	16-29	Issel-26	Davis-18	11,330
46	1/17	@Kansas City	W	123-122	9-11	8-18	17-29	Vandeweghe-30	Wedman-36	7,297
47	1/18	HOUSTON	L	97-98	9-12	8-18	17-30	Thompson-33	Malone-37	11,261
48	1/21	SAN DIEGO	L	116-125	9-13	8-18	17-31	Thompson-30	Williams-23	7,528
49	1/23	@Los Angeles	L	105-110	9-13	8-19	17-32	Thompson-29	Wilkes-30	14,813
50	1/24	SAN ANTONIO	W	129-115	10-13	8-19	18-32	Issel-32	Gervin-24	10,729
51	1/27	DETROIT	W	143-123	11-13	8-19	19-32	Issel-29	Hubbard-25	8,249
52	1/29	MILWAUKEE	W	131-118	12-13	8-19	20-32	English-26	Bridgeman-25	9,845
53	2/3	@Houston	L	128-135*	12-13	8-20	20-33	English-26	Malone-38	9,578
54	2/4	SAN ANTONIO	L	132-135	12-14	8-20	20-34	English-32	Gervin-37	9,117
55	2/6	@Utah	W	120-116	12-14	9-20	21-34	Issel-37	Dantley-55	8,037
56	2/7	GOLDEN STATE	W	135-125	13-14	9-20	22-34	Thompson-26	Carroll-31	10,453
57	2/8	@Seattle	L	112-133	13-14	9-21	22-35	Thompson-32	Bailey-24	13,849
58	2/10	WASHINGTON	L	110-115	13-15	9-21	22-36	Thompson-26	Grevey/Porter-28	7,794
59	2/13	PORTLAND	W	162-143	14-15	9-21	23-36	Thompson-30	Natt-25	11,781
60	2/15	BOSTON	L	118-120	14-16	9-21	23-37	Issel-27	Maxwell-34	16,992
61	2/19	PHOENIX	W	127-126	15-16	9-21	24-27	Issel-30	Johnson-25	15,252
62	2/21	KANSAS CITY	W	129-109	16-16	9-21	25-37	English-36	Ford-20	13,691
63	2/22	@San Antonio	L	129-133*	16-16	9-22	25-38	Thompson-31	Johnson-26	8,668
64	2/24	NEW JERSEY	W	140-123	17-16	9-22	26-38	Robisch-27	Robinson-32	9,023
65	2/27	GOLDEN STATE	W	137-130	18-16	9-22	27-38	Thompson-29	King-34	9,658
66	3/1	CLEVELAND	W	137-127	19-16	9-22	28-38	Thompson-44	Mitchell-36	8,826
67	3/4	LOS ANGELES	W	123-114	20-16	9-22	29-38	English-31	Abdul-Jabbar-26	14,840
68	3/6	@Philadelphia	L	112-131	20-16	9-23	29-39	Thompson-34	Erving-26	16,187
69	3/7	@Detroit	W	121-109	20-16	10-23	30-39	Issel-30	Tyler-19	8,338
70	3/8	@Indiana	L	119-129	20-16	10-24	30-40	Issel-36	Davis/Edwards-28	7,708
71	3/10	PORTLAND	L	137-142	20-17	10-24	30-41	Gondrezick-27	Ransey-35	9,435
72	3/12	@Milwaukee	L	113-131	20-17	10-25	30-42	Issel-27	Johnson-23	11,052
73	3/13	@Atlanta	L	117-119	20-17	10-26	30-43	Thompson-27	Matthews-22	9,148
74	3/15	HOUSTON	W	138-127	21-17	10-26	31-43	Thompson-27	Malone-31	11,082
75	3/17	SEATTLE	W	124-112	22-17	10-26	32-43	Robisch-26	Bailey-21	10,610
76	3/18	@Kansas City	W	126-124**	22-17	11-26	33-43	English-42	Wedman-41	8,266
77	3/20	@Dallas	L	125-126	22-17	11-27	33-44	Thompson-28	Byrnes-22	6,459
78	3/22	UTAH	W	113-108	23-17	11-27	34-44	Thompson-28	Griffith-21	10,496
79	3/24	@San Antonio	W	125-123	23-17	12-27	35-44	English-33	Gervin-30	14,190
80	3/25	DALLAS	L	115-126	23-18	12-27	35-45	English-29	Davis-25	14,035
81	3/28	@Golden State	W	142-139	23-18	13-27	36-45	Thompson-38	King-33	13,239
82	3/29	@Los Angeles	W	148-146	23-18	14-27	37-45	Thompson-43	Johnson-33	17,505

* Denotes number of overtime periods.





1981-82 ROSTER

NO.	PLAYER	POS	HT	WT	COLLEGE/YR	EXP
23	T.R. Dunn	G	6-4	192	Alabama '77	4
2	Alex English	F	6-7	190	South Carolina '76	5
22	Glen Gondrezick	F	6-6	218	UNLV '77	4
1	Ken Higgs	G	6-0	185	LSU '78	2
34	Cedrick Hordges	F	6-8	220	South Carolina '80	1
44	Dan Issel	C	6-9	240	Kentucky '70	11
7	Billy McKinney	G	6-1	170	Northwestern '77	3
43	James Ray	F	6-9	215	Jacksonville '80	1
25	Dave Robisch	C	6-10	240	Kansas '71	10
10	John Roche	G	6-3	170	South Carolina '71	7
33	David Thompson	G	6-4	195	No. Carolina St. '75	6
55	Kiki Vandeweghe	F	6-8	220	UCLA '80	1

Head Coach: Doug Moe (North Carolina '61)
Assistant Coaches: John Millen (Regis '74), Donnie Walsh (North Carolina '62)
Trainer: Bob "Chopper" Travaglini

NUGGETS 1981-82 TEAM HIGHS & LOWS

	HIGH	LOW
Points	154 vs. Utah, 3/16	105 @ Dallas, 12/5
Field Goals Made	61 vs. LA Lakers, 1/19	36 vs. Phoenix, 11/10
Field Goals Attempted	123 vs. Phoenix, 3/27	79 @ Kansas City, 12/30
Field Goal Percentage	(.644/58-90) vs. LA Lakers, 2/21	(.408/42-103) vs. Seattle, 1/9
Three-Pointers Made	9 vs. Seattle, 1/9	*0 vs. Dallas, 4/17
Three-Pointers Attempted	15 vs. Seattle, 1/9	*0 vs. Dallas, 4/17
Three-Point Percentage	*(.600/9-15) vs. Seattle, 1/9	*(.000/0-0) vs. Dallas, 4/17
Free Throws Made	46 @ Washington, 2/7	*15 vs. LA Lakers, 2/21
Free Throws Attempted	59 vs. Kansas City, 1/12	18 vs. LA Lakers, 12/4
Free Throw Percentage	(.921/35-38) @ Phoenix, 2/26	(.632/24-38) vs. Seattle, 3/30
Total Rebounds	64 vs. Phoenix, 3/27	29 @ New York, 12/8
Offensive Rebounds	26 @ LA Lakers, 4/9	*6 @ San Diego, 3/25
Defensive Rebounds	*42 vs. Seattle, 3/30	19 @ New Jersey, 12/11
Assists	45 vs. New Jersey, 1/27	*14 @ Washington, 2/7
Steals	15 vs. Philadelphia, 2/27	*2 @ Golden State, 4/7
Turnovers	32 @ Kansas City, 12/30	8 @ Washington, 2/7
Blocked Shots	10 vs. Washington, 3/5	*0 @ Phoenix, 2/26
Fouls	36 vs. Kansas City, 11/21	15 vs. Houston, 11/4

OPPONENTS 1981-82 TEAM HIGHS & LOWS

	HIGH	LOW
Points	153 @ LA Lakers, 4/9	100 by Houston, 11/4
Field Goals Made	69 @ LA Lakers, 4/9	38 by Dallas, 1/15
Field Goals Attempted	121 by Phoenix, 3/27	82 @ Detroit, 3/10
Field Goal Percentage	(.642/61-95) @ New York, 12/8	(.418/41-98) by Atlanta, 12/17
Three-Pointers Made	4 by Philadelphia, 2/27	*0 by Dallas, 4/17
Three-Pointers Attempted	*10 by Chicago, 3/19	*0 @ LA Lakers, 4/9
Three-Point Percentage	*(.600/3-5) twice by Portland,	*(.000/0-5) by Dallas, 4/17
Free Throws Made	38 @ Utah, 2/15	*10 @ Portland, 1/8
Free Throws Attempted	*46 by Dallas, 1/15	*14 @ Houston, 1/23
Free Throw Percentage	(.897/26-29) by Dallas, 4/17	(.455/15-33) @ LA Lakers, 4/9
Total Rebounds	*62 @ LA Lakers, 4/9	32 @ Kansas City, 12/30
Offensive Rebounds	28 @ Phoenix, 3/17	8 by Chicago, 3/19
Defensive Rebounds	47 by Seattle, 1/9	*20 @ Kansas City, 12/30
Assists	51 @ LA Lakers, 2/23	20 @ Utah, 2/13
Steals	19 @ Portland, 4/6	1 by San Diego, 11/18
Turnovers	29 by New Jersey, 1/27	10 by San Diego, 11/18
Blocked Shots	21 @ LA Lakers, 4/9	1 @ San Diego, 3/25
Fouls	42 by Kansas City, 1/12	16 @ Portland, 4/6

* Indicates repeated mark, and is the last time it happened.





1981-82 GAME-BY-GAME RESULTS (46-36)

NO.	DATE	OPP.	W-L	SCORE	HM.	RD.	TOT.	DEN. HIGH SCORER	OPP. HIGH SCORER	ATTEND.
1	10/30	GOLDEN STATE	W	134-121	1-0	0-0	1-0	English-22	Williams-16	11,989
2	10/31	@San Antonio	L	120-145	1-0	0-1	0-1	English-26	Gervin-27	9,487
3	11/4	HOUSTON	W	112-100	2-0	0-1	2-1	Vandeweghe-25	Leavell-29	7,368
4	11/6	@Seattle	W	109-105	2-0	1-1	3-1	English/Vandeweghe-24	Sikma/Walker-20	11,564
5	11/7	@Golden State	L	107-152	2-0	1-2	3-2	Vandeweghe-19	King-25	7,210
6	11/8	@Portland	L	116-120	2-0	1-3	3-3	English-32	Natt-30	12,888
7	11/10	PHOENIX	L	106-109	2-1	1-3	3-4	English-30	Adams-25	8,374
8	11/13	@Utah	L	124-131	2-1	1-4	3-5	Issel-32	Dantley-38	7,112
9	11/18	SAN DIEGO	W	133-128	3-1	1-4	4-5	English-30	Chambers-24	6,495
10	11/21	KANSAS CITY	W	128-121	4-1	1-4	5-5	English-33	Robinson-33	12,015
11	11/25	DALLAS	W	139-133	5-1	1-4	6-5	English-25	Aguirre-31	8,533
12	11/27	@Kansas City	W	123-115	5-1	2-4	7-5	English-34	Robinson-24	7,117
13	11/28	UTAH	W	131-124*	6-1	2-4	8-5	English-28	Dantley-43	11,723
14	12/1	PORTLAND	L	113-121	6-2	2-4	8-6	Issel-34	Natt-30	6,791
15	12/3	@Phoenix	L	109-137	6-2	2-5	8-7	Issel-24	Nance-29	10,165
16	12/4	LOS ANGELES	L	117-126	6-3	2-5	8-8	English-29	Nixon-25	14,562
17	12/5	@Dallas	L	105-109	6-3	2-6	8-9	English-32	Aguirre-26	7,620
18	12/8	@New York	L	122-135	6-3	2-7	8-10	English-28	Lucas-25	9,299
19	12/9	@Philadelphia	L	109-137	6-3	2-8	8-11	Vandeweghe-24	Erving-27	10,896
20	12/11	@New Jersey	L	123-131	6-3	2-9	8-12	English/Vandeweghe-26	Williams-26	13,421
21	12/12	@Cleveland	W	120-115	6-3	3-9	9-12	Thompson-34	Carr-29	6,549
22	12/15	SEATTLE	L	120-126	6-4	3-9	9-13	Issel-28	Williams-33	8,967
23	12/17	ATLANTA	W	138-103	7-4	3-9	10-13	English-24	Drew-22	7,198
24	12/19	SAN ANTONIO	W	138-125	8-4	3-9	11-13	English-36	Gervin-35	7,371
25	12/22	@Houston	W	121-109	8-4	4-9	12-13	English-30	Hayes-20	9,579
26	12/23	DETROIT	L	119-124	8-5	4-9	12-14	English-28	Long-34	11,340
27	12/26	@Dallas	W	124-117	8-5	5-9	13-14	English-39	Vincent-33	9,580
28	12/29	BOSTON	W	128-123	9-5	5-9	14-14	English-32	Bird-27	17,668
29	12/30	@Kansas City	L	116-120	9-5	5-10	14-15	English-30	Drew-27	8,359
30	1/2	@San Antonio	L	133-148	9-5	5-11	14-16	Thompson-41	Gervin-38	9,263
31	1/3	@Milwaukee	W	128-122	9-5	6-11	15-16	English-38	Johnson-21	11,052
32	1/5	@Chicago	L	128-134	9-5	6-12	15-17	Issel-30	Theus-20	6,122
33	1/6	SAN DIEGO	W	136-114	10-5	6-12	16-17	Issel-24	Chambers-27	8,281
34	1/8	@Portland	W	124-121	10-5	7-12	17-17	English-35	Thompson-22	12,888
35	1/9	SEATTLE	L	110-125	10-6	7-12	17-18	Roche-24	Williams-39	9,636
36	1/12	KANSAS CITY	W	139-126	11-6	7-12	18-18	English-29	Grunfeld-24	9,849
37	1/13	@Golden State	L	128-143	11-6	7-13	18-19	Issel-31	King-39	7,682
38	1/15	DALLAS	W	128-113	12-6	7-13	19-19	Vandeweghe-24	Vincent-22	7,990
39	1/17	@San Diego	W	138-131	12-6	7-13	20-19	English-35	Taylor-32	5,281
40	1/19	LOS ANGELES	W	140-139	13-6	8-13	21-19	English-28	Three w/22	15,272
41	1/22	MILWAUKEE	L	125-131	13-7	8-13	21-20	English-33	Winters-40	12,315
42	1/23	@Houston	W	111-109	13-7	9-13	22-20	English-30	Malone-23	12,244
43	1/27	NEW JERSEY	W	130-116	14-7	9-13	23-20	Vandeweghe-29	Cook-20	11,103
44	2/2	NEW YORK	W	128-117	15-7	9-13	24-20	English-27	Richardson-26	10,906
45	2/4	@Indiana	L	114-131	15-7	9-14	24-21	Vandeweghe-27	Knight-19	7,134
46	2/5	@Boston	L	144-145	15-7	9-15	24-22	Vandeweghe-40	Bird-34	15,320
47	2/7	@Washington	W	124-115	15-7	10-15	25-22	English-31	Haywood-24	6,542
48	2/10	UTAH	L	148-151	15-8	10-15	25-23	Issel-37	Dantley-42	11,502
49	2/13	SAN DIEGO	W	146-129	16-8	10-15	26-23	Vandeweghe-27	Wiley-28	13,833
50	2/15	@Utah	W	145-134	16-8	11-15	27-23	Vandeweghe-24	Dantley-40	10,607
51	2/16	KANSAS CITY	W	119-106	17-8	11-15	28-23	English-24	Johnson-17	7,203
52	2/19	SAN ANTONIO	L	121-126	17-9	11-15	28-24	Vandeweghe-23	Mitchell-27	11,918
53	2/21	LOS ANGELES	L	131-132	17-10	11-15	28-25	English-34	E. Johnson-25	17,337
54	2/23	@Los Angeles	L	129-145	17-10	11-16	28-26	Issel/Vandeweghe-18	Wilkes-31	14,072
55	2/24	HOUSTON	L	110-120	17-11	11-16	28-27	Vandeweghe-34	Hayes-27	11,985
56	2/26	@Phoenix	L	122-131	17-11	11-17	28-28	Issel-35	Robinson-32	12,683
57	2/27	PHILADELPHIA	W	134-125	18-11	11-17	29-28	English-25	Toney-29	17,727
58	3/2	INDIANA	L	124-132*	18-12	11-17	29-29	Vandeweghe-35	Davis-25	10,147
59	3/5	WASHINGTON	W	127-126	19-12	11-17	30-29	Vandeweghe-23	Haywood-27	9,986
60	3/7	CLEVELAND	W	147-127	20-12	11-17	31-29	English-26	Robinson-29	9,889
61	3/9	@Atlanta	L	106-120	20-12	11-18	31-30	English-29	Roundfield-34	5,840
62	3/10	@Detroit	W	124-113	20-12	12-18	32-30	Issel-35	Thomas-25	4,162
63	3/12	@Houston	W	130-115	20-12	13-18	33-30	English-28	Malone-26	12,518
64	3/14	GOLDEN STATE	W	127-101	21-12	13-18	34-30	Vandeweghe-26	Free/Smith-20	12,228
65	3/16	UTAH	W	154-138	22-12	13-18	35-30	English-32	Dantley-36	8,895
66	3/17	@Phoenix	W	135-133*	22-12	14-18	36-30	Issel-39	Johnson-28	11,349
67	3/19	CHICAGO	W	130-120	23-12	14-18	37-30	English-29	Greenwood-20	10,979
68	3/24	SAN ANTONIO	W	129-115	24-12	14-18	38-30	English/Issel-25	Gervin-25	14,425
69	3/25	@San Diego	W	129-117	24-12	15-18	39-30	Vandeweghe-32	Brooks-29	3,755
70	3/27	PHOENIX	W	140-134**	25-12	15-18	40-30	English-29	Davis-23	15,222
71	3/30	SEATTLE	W	145-142*	26-12	15-18	41-30	Vandeweghe-35	Williams-32	15,419
72	3/31	@Dallas	W	120-119	26-12	16-18	42-30	English-27	Vincent-31	7,932
73	4/2	PORTLAND	W	127-121	27-12	16-18	43-30	Vandeweghe-27	Thompson-27	17,135
74	4/4	@Seattle	L	116-140	27-12	16-19	43-31	Issel-25	Sikma-29	32,403
75	4/6	@Portland	L	122-136	27-12	16-20	43-32	English/Issel-26	Natt-28	12,666
76	4/7	@Golden State	W	129-121	27-12	17-20	44-32	Issel-28	King-33	10,688
77	4/9	@Los Angeles	L	128-153	27-12	17-21	44-33	English/Gondrezick-20	Wilkes-25	16,433
78	4/10	@Utah	L	136-151	27-12	17-22	44-34	Issel-25	Dantley-53	6,919
79	4/13	@San Antonio	L	137-144	27-12	17-23	44-35	Issel-35	Gervin-39	14,973
80	4/14	HOUSTON	W	141-122	28-12	17-23	45-35	Thompson-26	Malone-27	17,103
81	4/16	@Kansas City	L	121-123	28-12	17-24	45-36	English-25	Johnson-21	6,013
82	4/17	DALLAS	W	130-124	29-12	17-24	46-36	English/Issel-32	Vincent-26	17,009

* Denotes number of overtime periods.





1982-83 ROSTER

NO.	PLAYER	POS	HT	WT	COLLEGE/YR	EXP
23	T.R. Dunn	G	6-4	192	Alabama '77	5
2	Alex English	F	6-7	190	South Carolina '76	6
22	Glen Gondrezick	F	6-6	218	UNLV '77	5
24	Bill Hanzlik	G	6-7	185	Notre Dame '80	2
34	Cedrick Hordges	F	6-8	220	South Carolina '80	2
44	Dan Issel	C	6-9	240	Kentucky '70	12
53	Rich Kelley	C	7-0	240	Stanford '75	7
7	Billy McKinney	G	6-1	170	Northwestern '77	4
43	James Ray	F	6-9	215	Jacksonville '80	2
25	Dave Robisch	C	6-10	240	Kansas '71	11
55	Kiki Vandeweghe	F	6-8	220	UCLA '80	2
21	Rob Williams	G	6-2	175	Houston '83	R

Head Coach: Doug Moe (North Carolina '61)

Assistant Coach: John Nillen (Regis '74)

Trainer: Bob "Chopper" Travaglini

NUGGETS 1982-83 TEAM HIGHS & LOWS

	HIGH	LOW
Points	155 vs. Indiana, 12/28	90 @ Washington, 12/9
Field Goals Made	*57 vs. Golden State, 3/15	37 @ Washington, 12/9
Field Goals Attempted	117 @ Seattle, 1/11	*80 vs. New York, 1/22
Field Goal Percentage	(.606/57-94) @ Dallas, 1/14	(.384/38-99) @ Kansas City, 12/22
Three-Pointers Made	*3 vs. San Antonio, 12/16	*0 vs. Kansas City, 4/17
Three-Pointers Attempted	9 @ Utah, 4/12	*0 vs. Kansas City, 4/17
Three-Point Percentage	*(.600/3-5) vs. San Antonio, 12/16	*(.000/0-6) vs. Kansas City, 4/17
Free Throws Made	*45 vs. Kansas City, 1/4	7 @ Philadelphia, 2/16
Free Throws Attempted	60 vs. Kansas City, 1/4	9 @ Philadelphia, 2/16
Free Throw Percentage	(1.000/17-17) @ Seattle, 1/11	(.633/31-49) vs. Kansas City, 1/25
Total Rebounds	68 @ Utah, 4/12	29 @ Cleveland, 12/10
Offensive Rebounds	27 vs. Chicago, 12/3	5 @ Portland, 1/3
Defensive Rebounds	46 @ Dallas, 4/8	18 @ Philadelphia, 2/16
Assists	42 @ Seattle, 1/11	14 @ Kansas City, 1/5
Steals	*17 vs. Utah, 2/5	2 @ San Antonio, 11/23
Turnovers	29 @ San Diego, 1/8	*8 vs. Dallas, 11/30
Blocked Shots	12 vs. Chicago, 12/3	*0 vs. Seattle, 3/18
Fouls	36 @ San Antonio, 3/29	14 @ Washington, 12/9

OPPONENTS 1982-83 TEAM HIGHS & LOWS

	HIGH	LOW
Points	150 by Indiana, 12/28	93 by Houston, 1/19
Field Goals Made	67 @ Seattle, 3/18	36 by Houston, 1/19
Field Goals Attempted	*120 by Kansas City, 1/4	76 @ Philadelphia, 2/16
Field Goal Percentage	(.637/65-102) @ Dallas, 1/14	(.350/36-103) by Houston, 1/19
Three-Pointers Made	5 by Detroit, 3/25	*0 by Kansas City, 4/17
Three-Pointers Attempted	14 by San Antonio, 3/8	*0 by LA Lakers, 3/31
Three-Point Percentage	*(.600/3-5) @ Houston 12/2, Portland 3/4	*(.000/0-3) by Kansas City, 4/17
Free Throws Made	36 by Portland, 3/20	8 @ Washington, 12/9
Free Throws Attempted	54 by Philadelphia, 2/1	12 @ Washington, 12/9
Free Throw Percentage	(.944/17-18) by Dallas, 10/29	(.536/15-28) by Houston, 1/7
Total Rebounds	75 vs. Kansas City, 1/4	33 @ Portland, 3/4
Offensive Rebounds	37 by Kansas City, 1/4	5 @ Utah, 11/10
Defensive Rebounds	46 @ Kansas City, 12/22	23 by Golden State, 3/15
Assists	52 @ Seattle, 3/18	14 by Houston, 1/19
Steals	17 @ San Diego, 2/8	*3 @ Milwaukee, 12/15
Turnovers	33 by Chicago, 12/3	9 @ San Antonio, 11/23
Blocked Shots	17 by Utah, 2/5	*1 by Houston, 1/19
Fouls	46 by Indiana, 12/28	17 @ Utah, 3/9

* Indicates repeated mark, and is the last time it happened.





1982-83 GAME-BY-GAME RESULTS (45-37)

NO.	DATE	OPP.	W-L	SCORE	HM.	RD.	TOT.	DEN. HIGH SCORER	OPP. HIGH SCORER	ATTEND.
1	10/29	DALLAS	L	117-125	0-1	0-0	0-1	Vandeweghe-32	Blackman-26	12,099
2	10/31	PHOENIX	W	114-110	1-1	0-0	1-1	English-25	Lucas-19	8,893
3	11/3	LOS ANGELES	L	134-135*	1-2	0-0	1-2	Issel-26	Three w/22	14,807
4	11/4	@Los Angeles	L	108-131	1-2	0-1	1-3	English-22	Nixon-21	12,815
5	11/6	GOLDEN STATE	W	127-118	2-2	0-1	2-3	English-27	Smith-23	12,929
6	11/9	ATLANTA	L	105-106	2-3	0-1	2-4	English-30	Roundfield-27	10,551
7	11/10	@Utah	L	118-125	2-3	0-2	2-5	Issel-32	Dantley-43	8,314
8	11/12	PORTLAND	L	111-128	2-4	0-2	2-6	English-24	Natt-27	13,639
9	11/13	@Dallas	W	140-130	2-4	1-2	3-6	English-40	Aguirre-28	10,283
10	11/16	@San Diego	W	136-130	2-4	2-2	4-6	English-39	Chambers-29	3,039
11	11/18	@Phoenix	W	118-107	2-4	3-2	5-6	English-32	Johnson-27	9,640
12	11/21	@Los Angeles	L	129-143	2-4	3-3	5-7	English-45	Wilkes-29	17,505
13	11/23	@San Antonio	L	126-136	2-4	3-4	5-8	English-36	Banks-28	8,518
14	11/24	SAN ANTONIO	W	129-123	3-4	3-4	6-8	Issel-38	Gervin-34	13,011
15	11/26	@Seattle	L	106-127	3-4	3-5	6-9	English-24	Williams-20	15,070
16	11/27	SAN DIEGO	W	141-125	4-4	3-5	7-9	English-39	Cummings-25	10,813
17	11/30	DALLAS	L	129-140	4-5	3-5	7-10	English-34	Aguirre-37	8,799
18	12/3	CHICAGO	W	131-124	5-5	3-5	8-10	English-29	Woolridge/Theus-29	10,993
19	12/8	@Indiana	L	126-130	5-5	3-6	8-11	English-41	Kellogg-29	3,013
20	12/9	@Washington	L	90-98	5-5	3-7	8-12	English/Issel-24	Ruland-23	5,684
21	12/10	@Cleveland	W	117-107	5-5	4-7	9-12	English-27	Wedman/Hubbard-21	1,997
22	12/12	@Boston	L	112-126	5-5	4-8	9-13	Issel-25	Bird-26	15,320
23	12/15	@Milwaukee	W	113-98	5-5	5-8	10-13	English-33	Johnson-25	9,085
24	12/16	SAN ANTONIO	L	108-120	5-6	5-8	10-14	Issel-30	Moore-29	10,815
25	12/18	NEW JERSEY	L	114-123	5-7	5-8	10-15	Vandeweghe-37	O'Koren-23	13,121
26	12/22	@Kansas City	L	102-146	5-7	5-9	10-16	Vandeweghe-28	Loder-25	6,439
27	12/23	@Detroit	W	135-127	5-7	6-9	11-16	English-43	Thomas-28	12,218
28	12/27	GOLDEN STATE	W	130-128	6-7	6-9	12-16	English-41	Richardson-31	7,730
29	12/28	INDIANA	W	155-150*	7-7	6-9	13-16	English-37	Knight-23	7,038
30	12/30	BOSTON	L	132-145	7-8	6-9	13-17	Vandeweghe-40	Maxwell-27	16,474
31	1/1	PHOENIX	W	127-125	8-8	6-9	14-17	Vandeweghe-49	Nance-26	7,814
32	1/2	@Portland	L	102-122	8-8	6-10	14-18	Vandeweghe-30	Paxson-31	12,888
33	1/4	KANSAS CITY	W	137-121	9-8	6-10	15-18	English-36	Williams-26	7,989
34	1/5	@Kansas City	L	118-138	9-8	6-11	15-19	English-34	Woodson-26	7,222
35	1/7	HOUSTON	W	125-97	10-8	6-11	16-19	Vandeweghe-28	Bailey-23	9,122
36	1/8	@San Diego	L	120-122	10-8	6-12	16-20	English-33	Hollins-25	3,715
37	1/11	@Seattle	W	131-119	10-8	7-12	17-20	Vandeweghe-35	Donaldson-25	10,054
38	1/12	UTAH	W	126-118	11-8	7-12	18-20	Vandeweghe-30	Griffith-22	8,817
39	1/14	@Dallas	L	139-149	11-8	7-13	18-21	English-34	Blackman-31	11,015
40	1/15	@Houston	W	131-111	11-8	8-13	19-21	English-39	Leavell-32	7,260
41	1/18	@San Antonio	L	124-143	11-8	8-14	19-22	Vandeweghe-29	Banks-30	8,424
42	1/19	HOUSTON	W	130-93	12-8	8-14	20-22	English-23	Bryant-13	9,417
43	1/21	@Golden State	L	121-136	12-8	8-15	20-23	Vandeweghe-35	Carroll-39	9,351
44	1/22	NEW YORK	L	98-102	12-9	8-15	20-24	Vandeweghe-28	Orr-28	12,075
45	1/25	KANSAS CITY	W	119-112	13-9	8-15	21-24	English-32	Drew-22	8,133
46	1/28	PORTLAND	W	118-109	14-9	8-15	22-24	English-35	Natt-26	11,736
47	2/1	PHILADELPHIA	L	124-133	14-10	8-15	22-25	Vandeweghe-36	Toney-35	17,498
48	2/2	@Houston	L	128-135	14-10	8-16	22-26	Vandeweghe-29	Leavell-42	7,141
49	2/3	@Atlanta	W	126-112	14-10	9-16	23-26	English-36	Roundfield-29	4,534
50	2/5	UTAH	W	143-136	15-10	9-16	24-26	English-36	Drew-30	9,133
51	2/8	@San Diego	L	98-125	15-10	9-17	24-27	Vandeweghe-27	Cummings-31	3,341
52	2/9	SEATTLE	W	134-125	16-10	9-17	25-27	Vandeweghe-37	Radford-22	12,847
53	2/16	@Philadelphia	L	95-116	16-10	9-18	25-28	Vandeweghe-16	Malone-21	13,216
54	2/17	@New Jersey	W	117-108	16-10	10-18	26-28	English-33	King-25	12,037
55	2/19	@New York	L	117-108	16-10	10-19	26-29	English-39	Cartwright-24	10,068
56	2/22	@Chicago	L	133-144	16-10	10-20	26-30	Vandeweghe-37	Woolridge-31	5,754
57	2/24	SEATTLE	W	138-129	17-10	10-20	27-30	Issel-30	Williams-27	15,748
58	2/26	WASHINGTON	W	125-111	18-10	10-20	28-30	English-34	Ballard-29	15,035
59	2/27	@Los Angeles	W	135-120	18-10	11-20	29-30	Vandeweghe-35	E. Johnson-28	17,505
60	3/1	CLEVELAND	W	132-121	19-10	11-20	30-30	English-31	Free-25	10,492
61	3/2	@Golden State	W	128-108	19-10	12-20	31-30	Vandeweghe-33	Carroll-22	6,508
62	3/4	@Portland	W	142-138	19-10	13-20	32-30	English-35	Natt-33	12,888
63	3/5	MILWAUKEE	W	126-120	20-10	13-20	33-30	Vandeweghe-36	Ford-21	17,065
64	3/8	SAN ANTONIO	W	129-118	21-10	13-20	34-30	English-28	Mitchell-21	15,033
65	3/9	@Utah	W	129-109	21-10	14-20	35-30	English-32	Griffith-34	10,075
66	3/13	UTAH	W	130-117	22-10	14-20	36-30	English-30	Three w/16	13,188
67	3/15	GOLDEN STATE	W	139-115	23-10	14-20	37-30	Vandeweghe-32	Lloyd-30	12,558
68	3/18	@Seattle	L	117-147	23-10	14-21	37-31	Vandeweghe-31	Kelser-30	14,268
69	3/20	PORTLAND	L	106-118	23-11	14-21	37-32	Issel-26	Paxson-29	13,710
70	3/22	PHOENIX	W	130-117	24-11	14-21	38-32	Vandeweghe-29	Davis-27	10,588
71	3/25	DETROIT	W	131-120	25-11	14-21	39-32	English-29	Thomas-44	14,009
72	3/26	@Phoenix	L	110-124	25-11	14-22	39-33	Vandeweghe-32	Johnson-25	13,143
73	3/29	@San Antonio	L	129-136	25-11	14-23	39-34	Vandeweghe-33	Gilmore-32	12,477
74	3/31	LOS ANGELES	L	116-122	25-12	14-23	39-35	English-30	Jabbar-25	17,310
75	4/2	SAN DIEGO	W	107-99	26-12	14-23	40-35	Vandeweghe-26	Brooks-30	12,011
76	4/6	@Kansas City	L	113-130	26-12	14-24	40-36	Vandeweghe-26	E. Johnson-26	7,130
77	4/8	@Dallas	W	132-115	26-12	15-24	41-36	English-29	Ransley-19	10,878
78	4/9	@Houston	W	123-105	26-12	16-24	42-36	Vandeweghe-32	Leavell-20	6,237
79	4/12	@Utah	L	116-125	26-12	16-25	42-37	Vandeweghe-34	Griffith-30	10,195
80	4/13	HOUSTON	W	131-112	27-12	16-25	43-37	Vandeweghe-28	Teagle-18	10,609
81	4/15	DALLAS	W	137-126	28-12	16-25	44-37	Vandeweghe-35	Aguirre-31	15,039
82	4/17	KANSAS CITY	W	125-116	29-12	16-25	45-37	English/Issel-31	Drew-32	17,619

* Denotes number of overtime periods.





1983-84 ROSTER

NO.	PLAYER	POS	HT	WT	COLLEGE/YR	EXP
32	Howard Carter	G	6-5	213	LSU '83	R
23	T.R. Dunn	G	6-4	193	Alabama '77	6
2	Alex English	F	6-7	190	South Carolina '76	7
5	Mike Evans	G	6-1	170	Kansas St. '78	4
22	Glen Gondrezick	F	6-6	218	UNLV '77	6
24	Bill Hanzlik	G	6-7	185	Notre Dame '80	3
44	Dan Issele	C	6-9	240	Kentucky '70	13
7	Billy McKinney	G	6-0	170	Northwestern '77	5
43	James Ray	F	6-9	215	Jacksonville '80	3
25	Dave Robisch	C	6-10	240	Kansas '71	12
34	Danny Schayes	C	6-11	245	Syracuse '81	2
55	Kiki Vandeweghe	F	6-8	220	UCLA '80	3
21	Rob Williams	G	6-2	175	Houston '83	1

Head Coach: Doug Moe (North Carolina '61)
Assistant Coach: Bill Ficke
Trainer: Bob "Chopper" Travaglini

NUGGETS 1983-84 TEAM HIGHS & LOWS

	HIGH	LOW
Points	184 vs. Detroit, 12/13	90 @ Boston, 12/9
Field Goals Made	68 vs. Detroit, 12/13	35 @ Dallas, 3/24
Field Goals Attempted	125 vs. San Antonio, 1/11	75 @ Dallas, 3/24
Field Goal Percentage	(.615/59-96) vs. Kansas City, 2/25	(.413/45-109) vs. Utah, 4/10
Three-Pointers Made	*5 vs. LA Lakers, 1/13	*0 @ Houston, 4/11
Three-Pointers Attempted	12 vs. Boston, 11/15	*0 vs. San Diego, 4/1
Three-Point Percentage	*(.667/4-6) @ Houston, 3/27	*(.000/0-1) @ Houston, 4/11
Free Throws Made	51 @ San Diego, 10/29	12 @ Boston, 12/9
Free Throws Attempted	58 vs. Houston, 3/21	16 vs. Dallas, 2/8
Free Throw Percentage	(1.000/18-18) vs. Seattle, 1/3	(.667/12-18) @ Boston, 12/9
Total Rebounds	57 @ Utah, 11/25	26 @ Portland, 11/22
Offensive Rebounds	26 @ Seattle, 2/19	*7 @ Cleveland, 3/16
Defensive Rebounds	43 @ Indiana, 1/25	17 @ Portland, 11/22
Assists	46 vs. Detroit, 12/13	15 @ Dallas, 3/24
Steals	15 vs. LA Lakers, 11/8	*4 vs. Chicago, 3/18
Turnovers	28 @ Portland, 2/10	*8 @ LA Lakers, 12/27
Blocked Shots	12 vs. Atlanta, 2/16	*0 @ LA Lakers, 12/27
Fouls	44 @ Phoenix, 12/26	*20 @ Cleveland, 3/16

OPPONENTS 1983-84 TEAM HIGHS & LOWS

	HIGH	LOW
Points	186 by Detroit, 12/13	89 by Philadelphia, 12/29
Field Goals Made	74 by Detroit, 12/13	30 by Philadelphia, 12/29
Field Goals Attempted	136 by Detroit, 12/13	77 by Kansas City, 1/20
Field Goal Percentage	(.665/55-84) @ Phoenix, 12/26	(.361/30-83) by Philadelphia, 12/29
Three-Pointers Made	*5 by Golden State, 4/5	*0 @ San Antonio, 4/15
Three-Pointers Attempted	12 by Kansas City, 3/23	*0 @ Golden State, 2/28
Three-Point Percentage	*(.800/4-5) by San Antonio, 1/11	*(.000/0-1) @ San Antonio, 4/15
Free Throws Made	46 @ Phoenix, 12/26	12 @ Dallas, 3/24
Free Throws Attempted	66 @ Utah, 12/23	14 @ Dallas, 3/24
Free Throw Percentage	(.917/33-36) by LA Lakers, 11/8	(.571/12-21) @ Atlanta, 11/29
Total Rebounds	66 @ Atlanta, 11/29	30 by Kansas City, 2/25
Offensive Rebounds	*26 vs. San Antonio, 3/30	6 @ Seattle, 2/19
Defensive Rebounds	45 @ San Antonio, 11/12	19 by Kansas City, 2/25
Assists	50 @ San Antonio, 4/15	13 by Philadelphia, 12/29
Steals	19 by Detroit, 12/13	2 @ Dallas, 1/15
Turnovers	32 @ Phoenix, 12/26	7 vs. Utah, 10/28
Blocked Shots	14 @ San Antonio, 1/18	0 @ Cleveland, 3/16
Fouls	44 by Detroit, 12/13	15 @ Boston, 12/9

* Indicates repeated mark, and is the last time it happened.





1983-84 GAME-BY-GAME RESULTS (38-44)

NO.	DATE	OPP.	W-L	SCORE	HM.	RD.	TOT.	DEN. HIGH SCORER	OPP. HIGH SCORER	ATTEND.
1	10/28	UTAH	W	139-125	1-0	0-0	1-0	Vandeweghe-37	Dantley-40	10,439
2	10/29	@San Diego	L	128-141	1-0	0-1	1-1	English-29	Cummings-25	5,705
3	11/1	DALLAS	L	124-130	1-1	0-1	1-2	Vandeweghe-28	Aguirre-39	7,864
4	11/3	@Kansas City	W	131-128	1-1	1-1	2-2	Vandeweghe-39	Johnson-31	6,035
5	11/5	SAN DIEGO	W	127-121	2-1	1-1	3-2	Vandeweghe-29	Cummings-25	11,814
6	11/8	LOS ANGELES	L	124-133	2-2	1-1	3-3	Vandeweghe-25	Johnson-29	10,105
7	11/12	@San Antonio	L	107-126	2-2	1-2	3-4	Vandeweghe-25	Banks/Edmon-22	8,258
8	11/15	BOSTON	L	124-140	2-3	1-2	3-5	Vandeweghe-38	Bird-28	13,908
9	11/17	@Golden State	W	131-120	2-3	2-2	4-5	English/Vandeweghe-30	Carroll-26	6,104
10	11/18	HOUSTON	W	134-127	3-3	2-2	5-5	Vandeweghe-32	Sampson-22	9,886
11	11/19	MILWAUKEE	W	133-126	4-3	2-2	6-5	English-32	Moncrief-43	10,852
12	11/22	@Portland	L	116-156	4-3	2-3	6-6	Vandeweghe-26	Lever-22	12,888
13	11/23	SAN DIEGO	W	133-114	5-3	2-3	7-6	Vandeweghe-33	Nixon-22	8,889
14	11/25	@Utah	L	124-126	5-3	2-4	7-7	Issel-34	Dantley-47	8,759
15	11/26	PHOENIX	W	107-104	6-3	2-4	8-7	Vandeweghe-35	Davis-30	6,500
16	11/29	@Atlanta	W	105-96	6-3	3-4	9-7	English-26	Wilkins-38	4,868
17	11/30	@Milwaukee	L	122-139	6-3	3-5	9-8	Vandeweghe-26	Moncrief-25	9,526
18	12/3	SEATTLE	W	121-111	7-3	3-5	10-8	English/Vandeweghe-28	Williams-20	9,881
19	12/6	@New York	W	117-112	7-3	4-5	11-8	Vandeweghe-33	King-24	9,054
20	12/7	@Philadelphia	L	128-133	7-3	4-6	11-9	Vandeweghe-33	Malone-30	13,652
21	12/9	@Boston	L	90-119	7-3	4-7	11-10	Anderson-16	McHale-21	13,374
22	12/11	@New Jersey	L	130-141	7-3	4-8	11-11	Vandeweghe-37	King-30	9,549
23	12/13	DETROIT	L	184-186***	7-4	4-8	11-12	Vandeweghe-51	Thomas-47	9,655
24	12/16	PORTLAND	L	115-119	7-5	4-8	11-13	Vandeweghe-32	Natt/Paxson-22	9,756
25	12/18	NEW JERSEY	W	122-118	8-5	4-8	12-13	Vandeweghe-33	Birdsong-23	7,789
26	12/20	@Kansas City	L	114-131	8-5	4-9	12-14	Issel-24	John/Wood-24	4,751
27	12/22	INDIANA	L	132-133	8-6	4-9	12-15	English-34	McKenna-21	11,756
28	12/23	@Utah	L	116-118	8-6	4-10	12-16	English-20	Dantley-27	7,559
29	12/26	@Phoenix	L	133-140*	8-6	4-11	12-17	Issel-27	Davis-40	12,104
30	12/27	@Los Angeles	L	116-118	8-6	4-12	12-18	Vandeweghe-34	Wilkes-24	15,512
31	12/29	PHILADELPHIA	W	101-89	9-6	4-12	13-18	Issel-28	Malone/Toney-20	16,962
32	12/30	UTAH	W	135-130	10-6	4-12	14-18	Issel-31	Dantley-32	11,882
33	1/3	SEATTLE	L	109-110	10-7	4-12	14-19	Vandeweghe-41	Williams-30	8,802
34	1/6	@Portland	L	129-144	10-7	4-13	14-20	Evans-31	Paxson-32	12,888
35	1/7	DALLAS	W	141-117	11-7	4-13	15-20	English-28	Aguirre-31	11,865
36	1/11	SAN ANTONIO	W	163-155	12-7	4-13	16-20	Vandeweghe-50	Gervin-38	9,429
37	1/13	LOS ANGELES	L	131-141	12-8	4-13	16-21	Vandeweghe-35	Wilkes-31	13,957
38	1/15	@Dallas	L	107-126	12-8	4-14	16-22	Vandeweghe-24	Aguirre-25	16,039
39	1/17	@Houston	L	115-124	12-8	4-15	16-23	English/Issel-30	Sampson-27	9,174
40	1/18	@San Antonio	L	127-148	12-8	4-16	16-24	Carter-25	Gervin-37	8,679
41	1/20	KANSAS CITY	W	116-114	13-8	4-16	17-24	Vandeweghe-42	Johnson-32	10,997
42	1/21	GOLDEN STATE	W	126-115	14-8	4-16	18-24	Vandeweghe-38	Short-29	10,885
43	1/25	@Indiana	L	112-117	14-8	4-17	18-25	Vandeweghe-21	Johnson-27	8,315
44	1/26	@Chicago	W	126-125	14-8	5-17	19-25	Issel-37	Greenwood-32	4,913
45	2/1	LOS ANGELES	L	108-116	14-9	5-17	19-26	English-37	Scott-32	14,009
46	2/3	@Dallas	W	114-111	14-9	6-17	20-26	Vandeweghe-34	Aguirre-28	15,292
47	2/4	@Kansas City	L	100-107	14-9	6-18	20-27	Vandeweghe-30	Knight-30	9,053
48	2/7	@Seattle	L	105-115	14-9	6-19	20-28	Vandeweghe-25	Williams-25	8,070
49	2/8	DALLAS	L	114-120	14-10	6-19	20-29	Vandeweghe-41	Blackman-27	8,441
50	2/10	@Portland	L	117-123	14-10	6-20	20-30	Edmonson-30	Paxson-22	12,888
51	2/11	NEW YORK	L	112-138	14-11	6-20	20-31	Vandeweghe-31	King-25	14,983
52	2/14	WASHINGTON	L	96-108	14-12	6-20	20-32	English-33	Ball/Ruland-20	7,962
53	2/16	ATLANTA	W	117-102	15-12	6-20	21-32	English-36	Wilkins-32	9,106
54	2/17	@Los Angeles	W	141-138	15-12	7-20	22-32	English-35	Abdul-Jabbar/Johnson-33	15,230
55	2/19	@Seattle	L	120-132	15-12	7-21	22-33	English-29	Chambers-34	9,411
56	2/21	@Golden State	L	133-135	15-12	7-22	22-34	Vandeweghe-34	Johnson-40	6,537
57	2/22	SAN ANTONIO	W	127-121	16-12	7-22	23-34	Issel-36	Brewer-22	11,816
58	2/24	@Phoenix	W	117-100	16-12	8-22	24-34	English-37	Nance-21	12,393
59	2/25	KANSAS CITY	W	148-136	17-12	8-22	25-34	English-41	Johnson-33	13,808
60	2/28	@Golden State	L	137-140*	17-12	8-23	25-35	English-34	Short-30	6,537
61	3/1	CLEVELAND	W	119-113	18-12	8-23	26-35	Vandeweghe-34	Huston-23	10,003
62	3/3	UTAH	W	131-122	19-12	8-23	27-35	English-44	Dantley-36	10,808
63	3/6	HOUSTON	W	130-128	20-12	8-23	28-35	Vandeweghe-45	Sampson-33	14,879
64	3/9	@San Diego	L	126-134	20-12	8-24	28-36	Vandeweghe-39	Cummings-28	4,813
65	3/11	PORTLAND	W	149-123	21-12	8-24	29-36	Vandeweghe-36	Natt-29	11,003
66	3/13	@Washington	L	103-108	21-12	8-25	29-37	Vandeweghe-27	Ruland-25	5,325
67	3/14	@Detroit	W	125-121	21-12	9-25	30-37	English-37	Thomas-24	13,552
68	3/16	@Cleveland	W	118-102	21-12	10-25	31-37	English/Vandeweghe-29	Robinson-24	4,682
69	3/18	CHICAGO	W	107-104	22-12	10-25	32-37	Vandeweghe-30	Dailey-19	11,099
70	3/20	@Phoenix	L	120-146	22-12	10-26	32-38	English-38	Lucas-23	10,389
71	3/21	HOUSTON	W	134-125	23-12	10-26	33-38	Issel/Vandeweghe-30	McCray-28	11,560
72	3/23	KANSAS CITY	W	126-116	24-12	10-26	34-38	Vandeweghe-31	Johnson-26	11,952
73	3/24	@Dallas	L	101-119	24-12	10-27	34-39	English-31	Aguirre-46	17,007
74	3/27	@Houston	L	137-140	24-12	10-28	34-40	Vandeweghe-33	Lloyd-31	7,812
75	3/30	SAN ANTONIO	W	145-136	25-12	10-28	35-40	English-39	Mitchell-33	13,329
76	4/1	SAN DIEGO	W	129-103	26-12	10-28	36-40	Vandeweghe-25	Smith-23	12,848
77	4/3	SEATTLE	W	124-113	27-12	10-28	37-40	Vandeweghe-42	Williams-34	11,828
78	4/5	GOLDEN STATE	L	124-128	27-13	10-28	37-41	English-34	Short-32	13,880
79	4/8	PHOENIX	L	121-126	27-14	10-28	37-42	Vandeweghe-43	Davis-24	15,108
80	4/10	vs.Utah @Las Vegas	L	120-135	27-14	10-29	37-43	Vandeweghe-35	Green-45	7,357
81	4/11	@Houston	W	130-110	27-14	11-29	38-43	Vandeweghe-36	McCray-21	7,554
82	4/15	@San Antonio	L	154-157	27-14	11-30	38-44	English/Vandeweghe-30	Paxson-25	6,267

* Denotes number of overtime periods S McNichols Arena sellout





1984-85 ROSTER

NO.	PLAYER	POS	HT	WT	COLLEGE/YR	EXP
42	Wayne Cooper	C	6-10	220	New Orleans '78	6
23	T.R. Dunn	G	6-4	192	Alabama '77	7
2	Alex English	F	6-7	190	South Carolina '76	8
5	Mike Evans	G	6-1	170	Kansas St. '78	5
24	Bill Hanzlik	F	6-7	185	Notre Dame '80	4
44	Dan Issel	F/C	6-9	240	Kentucky '70	14
12	Fat Lever	G	6-3	175	Arizona St. '82	2
33	Calvin Natt	F	6-6	220	NE Louisiana '79	5
34	Danny Schayes	C	6-11	245	Syracuse '81	3
20	Elston Turner	G	6-5	200	Mississippi '81	3
10	Willie White	G	6-3	205	Tenn-Chattanooga '84	R
21	Rob Williams	G	6-2	175	Houston '83	2

Head Coach: Doug Moe (North Carolina '61)

Assistant Coach: Allan Bristow (Virginia Tech '71)

Trainer: Bob "Chopper" Travaglini

NUGGETS 1984-85 TEAM HIGHS & LOWS

	HIGH	LOW
Points	147 vs. Utah, 11/10	97 @ Utah, 11/30
Field Goals Made	64 @ LA Lakers, 11/6	32 vs. LA Lakers, 4/2
Field Goals Attempted	119 vs. Houston (20T), 3/5	81 @ San Antonio, 12/12
Field Goal Percentage	(.625/60-96) vs. Utah, 11/10	(.385/37-96) L.A. Lakers, 4/2
Three-Pointers Made	*5 @ Dallas, 3/15	0 many times
Three-Pointers Attempted	11 @ Seattle, 2/22	0 many times
Three-Point Percentage	(.714/5-7), @ Dallas, 3/15	(.000) many times
Free Throws Made	46 vs. San Antonio, 12/26	7 @ LA Clippers, 11/5
Free Throws Attempted	54 vs. San Antonio, 12/26	14 @ LA Clippers, 11/5
Free Throw Percentage	(.926/25-27) Houston, 1/2	(.500/7-14) @ LA Clippers, 11/5
Total Rebounds	62 vs. Houston, 11/16	28 @ Houston, 12/22
Offensive Rebounds	33 @ Atlanta, 2/26	7 @ Seattle, 12/29
Defensive Rebounds	43 vs. Utah, 3/26	14 @ Chicago, 1/14
Assists	44 @ LA Lakers, 11/6	13 @ Houston, 12/22
Steals	19 vs. Indiana, 3/9	3 vs. Dallas, 3/18
Turnovers	33 @ Utah, 1/4	9 vs. LA Lakers, 12/28
Blocked Shots	12 vs. San Antonio, 4/5	*1 @ Portland, 1/19
Fouls	37 @ Utah, 1/4	*18 @ Portland, 3/30

OPPONENTS 1984-85 TEAM HIGHS & LOWS

	HIGH	LOW
Points	*148 @ LA Lakers, 4/9	89 by Utah, 3/26
Field Goals Made	64 by Detroit, 12/19	35 by New York, 1/9
Field Goals Attempted	112 @ Houston (20T), 2/2	72 @ Portland, 4/14
Field Goal Percentage	(.671/47-70) @ Chicago, 1/14	(.398/37-93) @ Utah, 1/28
Three-Pointers Made	5 @ L.A. Lakers, 4/9	0 many times
Three-Pointers Attempted	*9 @ Dallas, 3/15	0 many times
Three-Point Percentage	*(.800/4-5) by Wash., 1/18	(.000) many times
Free Throws Made	37 by Kansas City, 12/14	11 by Utah, 3/26
Free Throws Attempted	*46 by Kansas City, 12/14	14 by Utah, 3/26
Free Throw Percentage	(.909/30-33) by Dallas, 3/18	(.576/19-33) by Indiana, 3/9
Total Rebounds	69 by Houston (20T), 3/5	*33 by Dallas, 1/31
Offensive Rebounds	25 by Houston (20T), 3/5	6 by Utah, 12/1
Defensive Rebounds	44 by Houston (20T), 3/5	19 by Dallas, 1/31
Assists	43 @ L.A. Lakers, 4/9	14 by Dallas, 12/21
Steals	*15 by Houston (20T), 3/5	2 @ L.A. Clippers, 11/5
Turnovers	33 by Phoenix, 11/13	9 @ Dallas, 3/15
Blocked Shots	20 by Houston, 11/16	0 @ Seattle, 12/29
Fouls	36 by Chicago, 11/1	15 by L.A. Clippers, 1/5

* Indicates repeated mark, and is the last time it happened.





1984-85 GAME-BY-GAME RESULTS (52-30)

NO.	DATE	OPP.	W-L	SCORE	HM.	RD.	TOT.	DEN. HIGH SCORER	OPP. HIGH SCORER	ATTEND.
1	10/27	GOLDEN STATE	W	125-121	1-0	0-0	1-0	English-29	Short-35	8,256
2	10/30	@San Antonio	L	118-126	1-0	0-1	1-1	English-27	Moore/Gervin-18	6,677
3	11/1	CHICAGO	W	129-113	2-0	0-1	2-1	Natt-31	Dailey-26	9,413
4	11/3	@Kansas City	W	128-114	2-0	1-1	3-1	Natt-34	Drew/Thorpe-23	6,440
5	11/5	@LA Clippers	L	107-104	2-0	1-2	3-2	English-33	Nixon-21	6,474
6	11/6	@LA Lakers	W	146-130	2-0	2-2	4-2	English-28	Johnson-19	11,272
7	11/8	PORTLAND	W	128-125	3-0	2-2	5-2	English-45	Thompson-32	8,745
8	11/10	UTAH	W	147-135	4-0	2-2	6-2	English-44	Green-23	9,719
9	11/13	PHOENIX	W	122-110	5-0	2-2	7-2	English-38	Adams-19	6,702
10	11/16	HOUSTON	W	119-102	6-0	2-2	8-2	English-32	Sampson-23	18,557S
11	11/20	@Seattle	W	124-114	6-0	3-2	9-2	English-25	Chambers-21	5,386
12	11/21	@LA Clippers	W	112-106	6-0	4-2	10-2	Natt-32	Johnson-29	6,440
13	11/24	PHILADELPHIA	W	114-100	7-0	4-2	11-2	English-31	Malone-24	17,022
14	11/27	LA CLIPPERS	W	139-110	8-0	4-2	12-2	English-28	Warrick-18	6,715
15	11/30	@Utah	L	97-116	8-0	4-3	12-3	Issel-24	Griffith-24	8,326
16	12/1	UTAH	W	118-111	9-0	4-3	13-3	Natt-28	Griffith-27	8,868
17	12/4	@New York	L	98-100	9-0	4-4	13-4	English-19	Cummings-21	8,487
18	12/5	@Boston	L	107-123	9-0	4-5	13-5	Natt/Lever-25	Parish-25	14,890
19	12/7	@Detroit	L	115-122	9-0	4-6	13-6	English-32	Thomas-27	11,427
20	12/8	@Cleveland	W	114-108	9-0	5-6	14-6	Natt-31	Davis-23	3,943
21	12/11	PORTLAND	W	123-122	10-0	5-6	15-6	English-32	Vandeweghe/Thompson-28	8,256
22	12/12	@San Antonio	L	105-126	10-0	5-7	15-7	Natt-28	Gilmore-23	7,077
23	12/14	KANSAS CITY	L	117-123	10-1	5-7	15-8	Natt-32	Johnson-32	6,497
24	12/16	SEATTLE	L	101-122	10-2	5-7	15-9	English-32	Chambers-27	6,106
25	12/18	@Golden State	W	126-122*	10-2	6-7	16-9	English-29	Short-38	5,309
26	12/19	DETROIT	L	129-148	10-3	6-7	16-10	Cooper-20	Long-26	10,714
27	12/21	DALLAS	W	116-93	11-3	6-7	17-10	Natt-24	Aguirre-19	7,513
28	12/22	@Houston	L	107-125	11-3	6-8	17-11	English-24	Sampson-24	13,265
29	12/26	SAN ANTONIO	W	130-119	12-3	6-8	18-11	English-31	Gervin-33	7,673
30	12/28	LA LAKERS	L	123-135	12-4	6-8	18-12	English-31	Abdul-Jabbar-33	17,022S
31	12/29	@Seattle	W	115-108	12-4	7-8	19-12	English-33	Chambers-34	8,083
32	1/2	HOUSTON	L	111-113	12-5	7-8	19-13	English-33	Sampson-29	10,747
33	1/4	@Utah	L	108-118	12-5	7-9	19-14	Natt-32	Griffith-24	8,873
34	1/5	LA CLIPPERS	L	115-127	12-6	7-9	19-15	Natt/Evans-23	Smith-26	7,880
35	1/8	@LA Lakers	W	126-124	12-6	8-9	20-15	English-41	Abdul-Jabbar-35	13,024
36	1/9	NEW YORK	W	100-95	13-6	8-9	21-15	English-29	Cummings-20	8,219
37	1/11	KANSAS CITY	W	143-121	14-6	8-9	22-15	English-26	Theus-25	7,410
38	1/13	@Milwaukee	L	116-140	14-6	8-10	22-16	English-24	Three w/21	10,995
39	1/14	@Chicago	L	113-122	14-6	8-11	22-17	English-25	Jordan-35	8,922
40	1/16	GOLDEN STATE	W	115-107	15-6	8-11	23-17	Natt-27	Short-27	7,235
41	1/18	WASHINGTON	W	108-106	16-6	8-11	24-17	English/Lever-24	Mahorn-25	9,764
42	1/19	@Portland	W	123-120	16-6	9-11	25-17	Natt-31	Vandeweghe-27	12,888
43	1/24	NEW JERSEY	W	119-110	17-6	9-11	26-17	English-31	Williams-30	7,452
44	1/26	CLEVELAND	W	144-127	18-6	9-11	27-17	English-26	Poquette-22	10,840
45	1/28	@Utah	W	104-100	18-6	10-11	28-17	English-28	Dantley-28	8,578
46	1/29	PHOENIX	W	128-100	19-6	10-11	29-17	English-27	Nance-22	8,228
47	1/31	DALLAS	W	121-110	20-6	10-11	30-17	English-40	Blackman-28	8,160
48	2/2	@Houston	L	128-131**	20-6	10-12	30-18	English-36	Sampson-37	16,016
49	2/3	@Dallas	L	106-114	20-6	10-13	30-19	English-20	Vincent-24	16,828
50	2/5	@Phoenix	L	103-108	20-6	10-14	30-20	English-31	Nance-24	12,554
51	2/6	SEATTLE	W	120-101	21-6	10-14	31-20	English-35	Chambers-22	8,256
52	2/12	ATLANTA	W	131-107	22-6	10-14	32-20	Natt-29	Wilkins/Willis-18	7,552
53	2/14	@Kansas City	W	138-123	22-6	11-14	33-20	English-33	Drew/Theus-20	6,256
54	2/15	SAN ANTONIO	W	129-119	23-6	11-14	34-20	English-39	Gervin-39	13,661
55	2/20	BOSTON	W	131-129	24-6	11-14	35-20	English-38	Bird-40	17,022S
56	2/22	@Seattle	L	123-133	24-6	11-15	35-21	Natt-16	Chambers-29	8,102
57	2/24	PHOENIX	W	117-107	25-6	11-15	36-21	English-32	Adams-22	15,987
58	2/26	@Atlanta	W	106-94	25-6	12-15	37-21	English-33	Wilkins-21	5,374
59	2/27	@Washington	W	124-111	25-6	13-15	38-21	English-22	Malone-30	5,048
60	3/1	@Dallas	W	141-140*	25-6	14-15	39-21	Evans-38	Aguirre-46	17,007
61	3/2	MILWAUKEE	W	123-122	26-6	14-15	40-21	English-35	Cummings-33	17,022S
62	3/5	HOUSTON	W	133-131**	27-6	14-15	41-21	English-39	Sampson-30	17,022S
63	3/7	@Kansas City	L	140-142	27-6	14-16	41-22	Natt-36	Drew-30	3,575
64	3/9	INDIANA	W	126-116	28-6	14-16	42-22	English-23	Williams-22	15,083
65	3/12	@Houston	L	129-131	28-6	14-17	42-23	English-34	Olajuwon-36	16,016
66	3/15	@Dallas	L	108-127	28-6	14-18	42-24	English-16	Aguirre-22	17,077
67	3/17	@San Antonio	L	119-124	28-6	14-19	42-25	Issel-27	Moore/Gervin-23	8,672
68	3/18	DALLAS	W	113-111	29-6	14-19	43-25	Natt-29	Aguirre-30	12,966
69	3/20	@Indiana	W	123-119	29-6	15-19	44-25	Natt-27	Kellogg-26	6,614
70	3/22	@New Jersey	W	123-111	29-6	16-19	45-25	English-24	Williams-27	12,529
71	3/24	@Philadelphia	L	103-124	29-6	16-20	45-26	English-26	Toney-28	13,594
72	3/26	UTAH	W	104-89	30-6	16-20	46-26	English-25	Dantley/Wilkins-16	10,594
73	3/28	KANSAS CITY	W	133-115	31-6	16-20	47-26	Natt/English-32	Theus-32	10,449
74	3/30	PORTLAND	W	129-117	32-6	16-20	48-26	Natt-34	Thompson-23	15,810
75	4/2	LA LAKERS	L	104-118	32-7	16-20	48-27	English-31	McAdoo/Abdul-Jabbar-20	17,022S
76	4/4	@Phoenix	W	110-103	32-7	17-20	49-27	English-31	Adams-31	12,672
77	4/5	SAN ANTONIO	W	118-109	33-7	17-20	50-27	Natt-30	Mitchell-34	16,362
78	4/7	GOLDEN STATE	W	130-125	34-7	17-20	51-27	English-42	Short-24	10,089
79	4/9	@LA Lakers	L	119-148	34-7	17-21	51-28	English-28	McGee-26	17,505
80	4/10	@LA Clippers	L	127-129	34-7	17-22	51-29	English-38	Nixon-29	7,948
81	4/13	@Golden State	W	127-120	34-7	18-22	52-29	Natt-27	Floyd-27	6,176
82	4/14	@Portland	L	112-117	34-7	18-23	52-30	Natt-26	Drexler-35	12,888

* Denotes number of overtime periods

S McNichols Arena sellout





1985-86 ROSTER

NO.	PLAYER	POS	HT	WT	COLLEGE/YR	EXP
42	Wayne Cooper	C	6-10	220	New Orleans '78	7
23	T.R. Dunn	G	6-4	193	Alabama '77	8
2	Alex English	F	6-7	190	South Carolina '76	9
5	Mike Evans	G	6-1	170	Kansas St. '78	6
24	Bill Hanzlik	F	6-7	185	Notre Dame '80	5
1	Eddie Hughes	G	5-10	160	Colorado St. '82	R
35	Joe Kopicki	F	6-9	235	Detroit '82	3
12	Fat Lever	G	6-3	175	Arizona St. '82	3
33	Calvin Natt	F	6-6	220	NE Louisiana '79	6
41	Blair Rasmussen	C	7-0	250	Oregon '85	R
34	Danny Schayes	C	6-11	245	Syracuse '81	4
20	Elston Turner	G	6-5	200	Mississippi St. '81	4
10	Willie White	G	6-3	195	Tenn-Chattanooga '84	1
31	Pete Williams	F	6-7	190	Arizona '85	R

Head Coach: Doug Moe (North Carolina '61)

Assistant Coach: Allan Bristow (Virginia Tech '71)

Trainer: Bob "Chopper" Travaglini

NUGGETS 1985-86 TEAM HIGHS & LOWS

	HIGH	LOW
Points	142 @ Phoenix, 10/29	84 @ Seattle, 11/24
Field Goals Made	58 vs. LA Clippers, 12/11	33 @ Seattle, 11/24
Field Goals Attempted	113 @ Dallas, 12/14	78 @ Seattle, 1/9
Field Goal Percentage	(.591/52-98) @ Utah, 11/29	(.367/40-109) @ L.A. Lakers, 11/8
Three-Pointers Made	6 vs. Chicago, 11/26	0 many times
Three-Pointers Attempted	13 @ Cleveland, 12/7	0 many times
Three-Point Percentage	(.750/6-8) vs. Chicago, 11/26	(.000) many times
Free Throws Made	43 @ Phoenix, 10/29	*9 vs. San Antonio, 1/24
Free Throws Attempted	54 @ Phoenix, 10/29	10 vs. L.A. Clippers, 11/16
Free Throw Percentage	*(.955/21-22) @ Wash., 3/14	(.591/13-22) @ Houston, 2/27
Total Rebounds	64 vs. Dallas, 1/7	*29 @ New Jersey, 1/18
Offensive Rebounds	26 @ LA Clippers, 4/9	5 @ San Antonio, 4/6
Defensive Rebounds	43 vs. Dallas, 1/7	*20 @ LA Clippers, 4/9
Assists	38 vs. LA Clippers, 12/11	13 @ Washington, 3/14
Steals	20 @ Phoenix, 10/29	3 @ LA Clippers, 3/9
Turnovers	30 @ Phoenix, 10/29	6 vs. LA Lakers, 12/13
Blocked Shots	12 vs. LA Clippers, 12/11	*1 vs. LA Lakers, 3/25
Fouls	39 @ Phoenix, 10/29	13 @ Washington, 3/14

OPPONENTS 1985-86 TEAM HIGHS & LOWS

	HIGH	LOW
Points	132 @ L.A. Clippers, 4/9	73 by Seattle, 10/31
Field Goals Made	57 @ L.A. Clippers, 4/9	27 by Seattle, 10/31
Field Goals Attempted	107 @ L.A. Clippers, 4/9	68 by Seattle, 10/31
Field Goal Percentage	(.581/50-86) by L.A. Lakers, 3/25	(.327/34-104) by Dallas, 11/7
Three-Pointers Made	6 @ L.A. Clippers, 3/9	0 many times
Three-Pointers Attempted	11 @ Dallas, 1/7	0 many times
Three-Point Percentage	(.667/6-9) @ L.A. Clippers, 3/9	(.000) many times
Free Throws Made	*39 @ Houston, 11/12	*11 @ Washington, 3/14
Free Throws Attempted	57 @ Phoenix, 10/29	14 @ Washington, 3/14
Free Throw Percentage	(.933/14-15) by L.A. Clippers, 3/21	(.563/18-32) @ Houston 2/3
Total Rebounds	66 @ Golden State, 3/23	32 @ Washington, 3/14
Offensive Rebounds	*31 @ Portland, 4/1	*5 @ Washington, 3/14
Defensive Rebounds	48 @ L.A. Lakers, 11/8	*24 by Sacramento, 3/16
Assists	44 @ L.A. Lakers, 11/8	9 by L.A. Clippers, 12/11
Steals	18 @ Utah 11/29	*3 @ Phoenix., 4/7
Turnovers	39 @ Phoenix, 10/29	11 by L.A. Lakers, 12/13
Blocked Shots	12 @ Utah, 11/29	0 by Portland, 2/4
Fouls	42 by Seattle, 11/30	*16 @ Sacramento, 3/18

* Indicates repeated mark, and is the last time it happened.





1985-86 GAME-BY-GAME RESULTS (47-35)

NO.	DATE	OPP.	W-L	SCORE	HM.	RD.	TOT.	DEN. HIGH SCORER	OPP. HIGH SCORER	ATTEND.
1	10/25	@Golden State	W	119-105	0-0	1-0	1-0	English-47	Floyd-32	6,593
2	10/26	SACRAMENTO	W	123-112	1-0	1-0	2-0	English-32	Thorpe-24	9,309
3	10/29	@Phoenix	W	142-127	1-0	2-0	3-0	English-34	Nance-22	12,855
4	10/31	SEATTLE	W	90-73	2-0	2-0	4-0	English-17	Sikma-18	7,439
5	11/5	ATLANTA	W	128-113	3-0	2-0	5-0	English-33	Koncak-21	8,691
6	11/7	DALLAS	W	131-99	4-0	2-0	6-0	English-30	Harper-23	12,616
7	11/8	@LA Lakers	L	99-128	4-0	2-1	6-1	English-22	Scott-29	16,573
8	11/12	@Houston	L	119-127	4-0	2-2	6-2	English-36	Lloyd-26	14,981
9	11/14	SAN ANTONIO	W	112-109	5-0	2-2	7-2	English-33	Mitchell-22	7,946
10	11/16	LA CLIPPERS	W	113-109	6-0	2-2	8-2	English-37	Johnson-32	10,525
11	11/19	HOUSTON	W	127-113	7-0	2-2	9-2	English-54	Lucas-25	11,533
12	11/21	LA LAKERS	W	121-120	8-0	2-2	10-2	English-30	Abdul-Jabbar-32	17,022S
13	11/23	SACRAMENTO	W	122-118	9-0	2-2	11-2	Natt-29	Johnson-22	11,793
14	11/24	@Seattle	L	84-110	9-0	2-3	11-3	English-16	McDaniel-22	5,210
15	11/26	CHICAGO	L	123-128	9-1	2-3	11-4	English-26	Gervin-27	10,955
16	11/27	@Golden State	L	102-104	9-1	2-4	11-5	English-28	Carroll-25	11,359
17	11/29	@Utah	W	129-114	9-1	3-4	12-5	English-32	Dantley-24	12,589
18	11/30	SEATTLE	L	123-131**	9-2	3-4	12-6	English-35	Sikma-32	13,651
19	12/3	@New York	L	94-111	9-2	3-5	12-7	Evans-18	Cummings-19	11,884
20	12/4	@Indiana	W	119-105	9-2	4-5	13-7	English/Natt-27	Williams-28	11,838
21	12/6	@Philadelphia	W	123-121	9-2	5-5	14-7	English-34	Malone-26	14,112
22	12/7	@Cleveland	L	114-124	9-2	5-6	14-8	English-30	Free-31	7,224
23	12/11	LA CLIPPERS	W	134-95	10-2	5-6	15-8	English-24	Edwards-15	8,494
24	12/13	LA LAKERS	W	124-120	11-2	5-6	16-8	Cooper-32	Worthy-37	17,022S
25	12/14	@Dallas	L	100-127	11-2	5-7	16-9	Natt-23	Perkins/Schrempf-23	17,007
26	12/17	GOLDEN STATE	W	122-114	12-2	5-7	17-9	English-31	Carroll-27	8,356
27	12/19	PORTLAND	W	123-118	13-2	5-7	18-9	English-44	Vandeweghe-22	10,008
28	12/21	SAN ANTONIO	L	118-128	13-3	5-7	18-10	English-31	Robertson-41	11,002
29	12/22	@Portland	L	114-121	13-3	5-8	18-11	Evans-28	Vandeweghe-35	12,666
30	12/28	@San Antonio	L	112-116	13-3	5-9	18-12	English-27	Gilmore-33	12,812
31	12/30	HOUSTON	W	125-122	14-3	5-9	19-12	English-42	Olajuwon-24	17,022S
32	1/3	@Seattle	L	107-117	14-3	5-10	19-13	English-27	Sikma-32	7,314
33	1/4	@Sacramento	L	107-112	14-3	5-11	19-14	English-28	Woodson-28	10,333
34	1/7	DALLAS	W	132-110	15-3	5-11	20-14	English-33	Aguirre-22	9,858
35	1/9	SEATTLE	W	94-90	16-3	5-11	21-14	Natt-23	Sikma-38	9,680
36	1/11	UTAH	W	114-106	17-3	5-11	22-14	English-24	Malone-24	13,237
37	1/13	@Milwaukee	W	119-115	17-3	6-11	23-14	English-42	Moncrief-29	10,165
38	1/15	@Boston	L	100-123	17-3	6-12	23-15	English-22	McHale-35	14,890
39	1/17	@Detroit	L	113-129	17-3	6-13	23-16	English-26	Cuerton-23	11,708
40	1/18	@New Jersey	L	113-124	17-3	6-14	23-17	English-36	Giminski-23	11,185
41	1/21	@Utah	L	114-117*	17-3	6-15	23-18	English-25	Dantley-27	12,181
42	1/22	NEW JERSEY	W	137-124	18-3	6-15	24-18	English-43	Johnson-25	10,736
43	1/24	SAN ANTONIO	L	98-113	18-4	6-15	24-19	Evans-15	Gilmore-23	15,790
44	1/25	@LA Lakers	W	127-115	18-4	7-15	25-19	English-20	Abdul-Jabbar-26	17,505
45	1/27	CLEVELAND	W	124-103	19-4	7-15	26-19	Lever-23	Free-19	8,536
46	1/28	@Sacramento	L	120-125	19-4	7-16	26-20	English-36	Tyler-26	10,333
47	1/30	NEW YORK	W	102-97	20-4	7-16	27-20	English-39	Ewing/Wilkins-25	17,022S
48	2/1	MILWAUKEE	W	116-113	21-4	7-16	28-20	English-35	Moncrief-23	14,376
49	2/3	@Houston	L	102-104	21-4	7-17	28-21	Cooper-27	Lucas-29	15,568
50	2/4	PORTLAND	W	119-118	22-4	7-17	29-21	English-42	Vandeweghe-33	12,523
51	2/6	@San Antonio	W	100-95	22-4	8-17	30-21	English-23	Gilmore-23	7,270
52	2/12	@Dallas	L	110-117	22-4	8-18	30-22	English/Schayes-19	Blackman-25	17,007
53	2/14	@Phoenix	L	95-112	22-4	8-19	30-23	English-29	Davis-25	11,249
54	2/15	GOLDEN STATE	W	113-100	23-4	8-19	31-23	English-29	Carroll-27	15,343
55	2/18	WASHINGTON	W	101-90	24-4	8-19	32-23	English-38	Robinson-17	14,728
56	2/20	BOSTON	W	102-100	25-4	8-19	33-23	English-31	Bird-27	17,022S
57	2/22	DALLAS	W	113-106	26-4	8-19	34-23	Hanzlik-21	Harper-19	17,022S
58	2/24	@Portland	W	119-113	26-4	9-19	35-23	English-32	Thompson-23	12,666
59	2/25	PHOENIX	W	112-99	27-4	9-19	36-23	English-41	Nance-27	11,493
60	2/27	@Houston	L	111-117	27-4	9-20	36-24	English-35	Sampson-31	15,086
61	3/1	PHILADELPHIA	L	107-118	27-5	9-20	36-25	Natt-28	Barkley-27	17,022S
62	3/4	HOUSTON	W	128-115	28-5	9-20	37-25	English-25	Sampson-26	17,022S
63	3/7	INDIANA	W	134-117	29-5	9-20	38-25	English-34	Williams-27	13,360
64	3/9	@LA Clippers	W	123-121	29-5	10-20	39-25	English-36	Benjamin-27	8,649
65	3/11	@Atlanta	L	116-128	29-5	10-21	39-26	English-38	Willis-39	8,905
66	3/13	@Chicago	L	102-112	29-5	10-22	39-27	Natt-21	Green-28	8,649
67	3/14	@Washington	W	101-91	29-5	11-22	40-27	English-33	Robinson-20	6,579
68	3/16	SACRAMENTO	W	119-113	30-5	11-22	41-27	English-35	Johnson-29	14,366
69	3/18	@Sacramento	L	113-117	30-5	11-23	41-28	English-29	Johnson-24	10,333
70	3/19	DETROIT	W	114-98	31-5	11-23	42-28	English-35	Tripucka-23	16,217
71	3/21	LA CLIPPERS	W	115-104	32-5	11-23	43-28	English-30	Benjamin-24	14,060
72	3/23	@Golden State	L	111-113	32-5	11-24	43-29	English-34	Carroll-31	9,305
73	3/25	LA LAKERS	L	115-121	32-6	11-24	43-30	English-29	Worthy-30	17,022S
74	3/26	@Utah	L	101-116	32-6	11-25	43-31	English-27	Dantley-37	11,935
75	3/28	UTAH	W	128-120	33-6	11-25	44-31	English/Natt-35	Dantley-35	14,421
76	4/1	@Portland	L	110-126	33-6	11-26	44-32	English-18	Carr/Colter-21	12,666
77	4/3	@Dallas	L	114-115	33-6	11-27	44-33	English-28	Blackman-25	17,007
78	4/6	@San Antonio	W	124-106	33-6	12-27	45-33	English-29	Mitchell-33	6,266
79	4/7	@Phoenix	W	131-123	33-6	13-27	46-33	English-38	Nance-25	9,185
80	4/9	@LA Clippers	L	127-132	33-6	13-28	46-34	English-31	Johnson-32	8,931
81	4/10	PHOENIX	W	115-113	34-6	13-28	47-34	English-37	Davis-18	12,295
82	4/12	UTAH	L	99-117	34-7	13-28	47-35	Schayes-20	Green-27	15,209

* Denotes number of overtime periods S McNichols Arena sellout





1986-87 ROSTER

NO.	PLAYER	POS	HT	WT	COLLEGE/YR	EXP
32	Mark Alarie	F	6-8	217	Duke '86	R
42	Wayne Cooper	C	6-10	220	New Orleans '78	8
23	T.R. Dunn	G	6-4	193	Alabama '77	9
2	Alex English	F	6-7	190	South Carolina '76	10
5	Mike Evans	G	6-1	170	Kansas St. '78	7
24	Bill Hanzlik	F	6-7	200	Notre Dame '80	6
12	Fat Lever	G	6-3	175	Arizona St. '82	4
11	Maurice Martin	G	6-6	200	St. Joseph's '86	R
33	Calvin Natt	F	6-6	220	NE Louisiana '79	7
41	Blair Rasmussen	C	7-0	250	Oregon '85	1
34	Danny Schayes	C	6-11	245	Syracuse '81	5
22	Otis Smith	G	6-5	210	Jacksonville '86	R
20	Elston Turner	G	6-5	200	Mississippi '81	5
31	Pete Williams	F	6-7	190	Arizona '85	1

Head Coach: Doug Moe (North Carolina '61)

Assistant Coach: Allan Bristow (Virginia Tech '71)

Trainer: Bob "Chopper" Travaglini

NUGGETS 1986-87 TEAM HIGHS & LOWS

	HIGH	LOW
Points	142 vs. Portland, 4/14	99 @ Milwaukee, 11/29
Field Goals Made	61 @ Portland (20T), 1/26	34 @ Utah, 11/15
Field Goals Attempted	118 @ Portland (20T), 1/26	81 @ Atlanta, 12/2
Field Goal Percentage	(.564/57-101), vs. Sac., 1/31	(.354/34-96) @ Utah, 11/15
Three-Pointers Made	6 @ Houston, 2/23	0 many times
Three-Pointers Attempted	*14 @ Phoenix, 2/5	0 many times
Three-Point Percentage	(.667/4-6) vs. Portland, 4/14	(.000) many times
Free Throws Made	34 vs. Golden State, 12/20	12 @ Cleveland, 3/18
Free Throws Attempted	50 vs. Golden State, 12/20	15 @ Cleveland, 3/18
Free Throw Percentage	(.931/27-29) @ New Jersey, 12/5	(.600/18-30) vs. Utah, 12/10
Total Rebounds	59 vs. Indiana, 2/14	*32 @ Houston, 4/11
Offensive Rebounds	*25 @ New York, 3/17	5 @ LA Lakers, 11/7
Defensive Rebounds	43 @ Dallas, 3/4	*20 vs. Portland, 1/19
Assists	42 vs. Golden State, 4/2	13 @ Atlanta, 12/2
Steals	18 vs. LA Clippers, 2/2	3 vs. Milwaukee, 1/24
Turnovers	27 @ LA Clippers, 1/14	5 @ Seattle, 2/26
Blocked Shots	13 vs. LA Lakers, 4/5	0 @ San Antonio, 4/3
Fouls	42 @ LA Clippers, 1/14	16 vs. Sacramento, 11/12

OPPONENTS 1986-87 TEAM HIGHS & LOWS

	HIGH	LOW
Points	147 @ LA Lakers, 1/7	96 by Golden State, 4/2
Field Goals Made	59 @ LA Lakers, 1/7	31 @ New Jersey, 12/5
Field Goals Attempted	112 @ Indiana, 11/28	75 @ LA Clippers, 11/11
Field Goal Percentage	(.627/52-83) @ Detroit, 12/6	(.369/31-84) @ New Jersey, 12/5
Three-Pointers Made	6 by LA Lakers, 4/5	0 many times
Three-Pointers Attempted	*12 by LA Clippers, 3/24	*0 by Cleveland, 2/28
Three-Point Percentage	(.714/5-7) @ Boston, 12/3	(.000) many times
Free Throws Made	44 @ LA Clippers, 1/14	11 @ Houston, 4/11
Free Throws Attempted	57 @ LA Clippers, 1/14	13 @ Houston, 4/11
Free Throw Percentage	(.962/25-26) by Houston, 2/24	(.583/21-36) by Seattle, 3/26
Total Rebounds	75 @ Indiana, 11/28	34 by San Antonio, 10/31
Offensive Rebounds	26 @ Indiana, 11/28	5 by Golden State, 1/21
Defensive Rebounds	49 @ Indiana, 11/28	18 by San Antonio, 10/31
Assists	44 @ Portland, 1/26	*16 @ Cleveland, 3/18
Steals	15 @ LA Clippers, 1/14	*1 @ San Antonio, 2/17
Turnovers	31 by Portland, 1/19	9 @ Dallas, 3/4
Blocked Shots	12 by Washington, 2/12	*1 by Portland, 4/14
Fouls	37 @ Utah, 11/15	*16 @ Philadelphia, 3/20

* Indicates repeated mark, and is the last time it happened.





1986-87 GAME-BY-GAME RESULTS (37-45)

NO.	DATE	OPP.	W-L	SCORE	HM.	RD.	TOT.	DEN. HIGH SCORER	OPP. HIGH SCORER	ATTEND.
1	10/31	SAN ANTONIO	W	134-104	1-0	0-0	1-0	Lever-25	Dawkins-16	14,835
2	11/1	@Golden State	L	109-131	1-0	0-1	1-1	English-21	Short-31	10,584
3	11/4	NEW YORK	W	118-103	2-0	0-1	2-1	English-37	Walker-18	11,383
4	11/6	UTAH	W	135-121	3-0	0-1	3-1	English-36	Malone-19	8,112
5	11/7	@LA Lakers	L	116-138	3-0	0-2	3-2	English-34	Worthy-30	15,872
6	11/11	@LA Clippers	L	112-115	3-0	0-3	3-3	English-32	Woodson-23	5,028
7	11/12	SACRAMENTO	L	108-110	3-1	0-3	3-4	Alarie-20	Tyler-20	7,225
8	11/14	DALLAS	W	142-138	4-1	0-3	4-4	Hanzlik-33	Blackman-24	11,707
9	11/15	@Utah	L	103-111	4-1	0-4	4-5	Hanzlik-27	Green-22	12,212
10	11/18	NEW JERSEY	W	125-112	5-1	0-4	5-5	English-43	Woolridge-21	8,471
11	11/20	PORTLAND	W	142-128	6-1	0-4	6-5	English-33	Vandeweghe-26	8,421
12	11/22	PHOENIX	W	132-120	7-1	0-4	7-5	English-30	Nance-23	12,817
13	11/26	CHICAGO	W	109-107	8-1	0-4	8-5	English-32	Jordan-37	17,022S
14	11/28	@Indiana	L	102-126	8-1	0-5	8-6	English-25	Tisdale-23	12,357
15	11/29	@Milwaukee	L	99-131	8-1	0-6	8-7	English/Hanzlik-14	Cummings-23	11,052
16	12/2	@Atlanta	L	100-116	8-1	0-7	8-8	English-31	Wilkins-28	10,435
17	12/3	@Boston	L	113-119	8-1	0-8	8-9	Lever-20	Ainge-34	14,890
18	12/5	@New Jersey	W	113-100	8-1	1-8	9-9	English-36	Woolridge-24	4,498
19	12/6	@Detroit	L	113-128	8-1	1-9	9-10	English-36	Dantley-32	12,578
20	12/9	@Chicago	L	100-106	8-1	1-10	9-11	English-28	Jordan-40	10,717
21	12/10	UTAH	L	110-112	8-2	1-10	9-12	English-33	Malone-24	9,479
22	12/12	PHOENIX	W	128-116	9-2	1-10	10-12	English-31	Sanders-23	9,382
23	12/13	@Phoenix	L	110-123	9-2	1-11	10-13	Lever-19	Davis-24	11,076
24	12/16	@Sacramento	W	120-119	9-2	2-11	11-13	English-45	Smith-31	10,333
25	12/19	@Dallas	L	118-141	9-2	2-12	11-14	English-23	Aguirre-33	17,007
26	12/21	GOLDEN STATE	W	128-112	10-2	2-12	12-14	Hanzlik-26	Floyd-17	10,498
27	12/23	@Seattle	L	116-127	10-2	2-13	12-15	English-36	Chambers-35	7,459
28	12/26	DALLAS	L	121-123	10-3	2-13	12-16	English-36	Aguirre-32	13,826
29	12/27	@San Antonio	W	108-106	10-3	3-13	13-16	English-35	Gilmore-24	10,723
30	12/30	PHILADELPHIA	L	108-111	10-4	3-13	13-17	English-36	Barkley-29	17,022S
31	1/2	HOUSTON	L	111-114	10-5	3-13	13-18	English-25	Olajuwon-32	15,895
32	1/3	@Portland	L	108-116	10-5	3-14	13-19	English-23	Vandeweghe-30	12,666
33	1/6	@Sacramento	L	104-112	10-5	3-15	13-20	English-30	Thorpe-27	10,333
34	1/7	@LA Lakers	L	109-147	10-5	3-16	13-21	English-17	Scott-23	15,777
35	1/9	@Dallas	W	116-113	10-5	4-16	14-21	English-26	Aguirre-33	17,007
36	1/10	PHOENIX	W	127-120*	11-5	4-16	15-21	English-33	Nance-27	13,661
37	1/13	SEATTLE	W	117-109	12-5	4-16	16-21	English-33	Chambers-30	8,981
38	1/14	@LA Clippers	L	105-123	12-5	4-17	16-22	English-39	Cage-22	6,948
39	1/16	@Seattle	L	100-134	12-5	4-18	16-23	Alarie-21	McDaniel-30	8,544
40	1/19	PORTLAND	W	118-116	13-5	4-18	17-23	English-31	Drexler-36	9,726
41	1/21	GOLDEN STATE	W	129-112	14-5	4-18	18-23	Four w/21	Floyd-22	8,842
42	1/24	MILWAUKEE	W	132-122	15-5	4-18	19-23	English-46	Cummings-28	16,170
43	1/26	@Portland	L	141-145*	15-5	4-19	19-24	Lever-36	Vandeweghe-35	12,666
44	1/29	DALLAS	L	102-132	15-6	4-19	19-25	Lever-24	Aguirre-36	11,325
45	1/31	SACRAMENTO	W	142-113	16-6	4-19	20-25	English-33	Johnson-23	11,354
46	2/2	LA CLIPPERS	W	140-112	17-6	4-19	21-25	English-28	Dailey-16	10,725
47	2/3	@Houston	W	107-105	17-6	5-19	22-25	Lever-28	Olajuwon-25	16,016
48	2/5	@Phoenix	L	100-113	17-6	5-20	22-26	Lever/Evans-16	Nance-25	10,529
49	2/10	BOSTON	L	105-119	17-7	5-20	22-27	English-31	McHale-36	17,022S
50	2/12	WASHINGTON	L	115-121	17-8	5-20	22-28	English-24	M.Malone-38	11,080
51	2/14	INDIANA	W	129-113	18-8	5-20	23-28	English-33	Williams-24	12,398
52	2/17	@San Antonio	L	126-131*	18-8	5-21	23-29	English-41	Robertson-23	5,607
53	2/18	LA LAKERS	L	122-128	18-9	5-21	23-30	English-27	Johnson-37	17,022S
54	2/20	@LA Clippers	L	107-121	18-9	5-22	23-31	English-40	Cage-28	8,247
55	2/23	@Houston	L	108-124	18-9	5-23	23-32	English-23	Olajuwon-31	16,279
56	2/24	HOUSTON	W	134-105	19-9	5-23	24-32	English-29	Peterson-23	13,013
57	2/26	@Seattle	L	100-106	19-9	5-24	24-33	English-22	McDaniel-30	7,681
58	2/28	CLEVELAND	L	117-119	19-10	5-24	24-34	English-38	Harper-36	13,422
59	3/2	SACRAMENTO	L	114-117	19-11	5-24	24-35	English-26	Thorpe/Johnson-24	8,144
60	3/4	@Dallas	L	107-115	19-11	5-25	24-36	English-37	Aguirre-38	17,007
61	3/5	SAN ANTONIO	W	121-104	20-11	5-25	25-36	English-43	Berry/Robertson-15	9,124
62	3/10	@LA Lakers	L	107-143	20-11	5-26	25-37	English-25	Worthy-23	17,505
63	3/11	UTAH	W	122-116	21-11	5-26	26-37	Walker-39	Malone-33	12,250
64	3/15	ATLANTA	L	100-104	21-12	5-26	26-38	English-27	Willis-24	16,040
65	3/17	@New York	W	133-111	21-12	6-26	27-38	English-26	Tucker-31	10,241
66	3/18	@Cleveland	W	104-100	21-12	7-26	28-38	English-30	Harper-23	6,629
67	3/20	@Philadelphia	L	106-116	21-12	7-27	28-39	English-29	Barkley-26	15,977
68	3/21	@Washington	W	117-107	21-12	8-27	29-39	English-37	Catledge-29	8,620
69	3/23	@Utah	L	118-122	21-12	8-28	29-40	Walker-39	Malone-33	12,212
70	3/24	LA CLIPPERS	W	128-119	22-12	8-28	30-40	English-34	Cage-22	8,774
71	3/26	SEATTLE	W	123-113	23-12	8-28	31-40	English-36	McDaniel-33	10,183
72	3/28	DETROIT	L	109-121	23-13	8-28	31-41	English-30	Laimbeer/Johnson-30	14,825
73	3/31	SAN ANTONIO	W	111-106	24-13	8-28	32-41	English-18	Moore-21	8,214
74	4/2	GOLDEN STATE	W	132-96	25-13	8-28	33-41	Lever-21	Higgins-19	8,871
75	4/3	@San Antonio	W	116-106	25-13	9-28	34-41	English-29	Berry-27	6,469
76	4/5	LA LAKERS	L	118-126	25-14	9-28	34-42	English-29	Johnson-23	17,022S
77	4/7	@Golden State	W	129-126*	25-14	10-28	35-42	English-28	Carroll-37	6,666
78	4/10	@Utah	L	103-106	25-14	10-29	35-43	English-31	Griffith-20	12,212
79	4/11	@Houston	L	103-113	25-14	10-30	35-44	Lever-34	McCray-21	16,279
80	4/14	PORTLAND	W	142-114	26-14	10-30	36-44	English-30	Drexler-29	13,638
81	4/16	@Sacramento	L	117-123	26-14	10-31	36-45	English-30	Thorpe-28	10,333
82	4/18	HOUSTON	W	126-117	27-14	10-31	37-45	Rasmussen-22	Olajuwon-25	17,022S

* Denotes number of overtime periods

S McNichols Arena sellout





1987-88 ROSTER

NO.	PLAYER	POS	HT	WT	COLLEGE/YR	EXP
14	Michael Adams	G	5-10	165	Boston College '85	2
32	Mark Alarie	F	6-8	217	Duke '86	1
42	Wayne Cooper	C	6-10	220	New Orleans '78	9
23	T.R. Dunn	G	6-4	193	Alabama '77	10
2	Alex English	F	6-7	190	South Carolina '76	11
5	Mike Evans	G	6-1	170	Kansas St. '78	8
24	Bill Hanzlik	F	6-7	200	Notre Dame '80	7
12	Fat Lever	G	6-3	175	Arizona St. '82	5
11	Maurice Martin	G	6-6	200	St. Joseph's '86	1
33	Calvin Natt	F	6-6	220	NE Louisiana '79	8
41	Blair Rasmussen	C	7-0	250	Oregon '85	2
34	Danny Schayes	C	6-11	245	Syracuse '81	6
22	Otis Smith	F/G	6-5	210	Jacksonville '86	1
4	Darrell Walker	G	6-4	180	Arkansas '83	3

Head Coach: Doug Moe (North Carolina '61)
Assistant Coach: Allan Bristow (Virginia Tech '71)
Trainer: Bob "Chopper" Travaglini

NUGGETS 1987-88 TEAM HIGHS & LOWS

	HIGH	LOW
Points	156 vs. San Antonio, 11/20	93 @ Milwaukee, 3/11
Field Goals Made	61 vs. San Antonio, 11/20	34 vs. Utah, 12/29
Field Goals Attempted	122 @ San Antonio, 4/8	79 vs. Utah, 2/14
Field Goal Percentage	(.659/54-82) vs. Boston, 2/17	(.365/35-96) @ Dallas, 2/29
Three-Pointers Made	8 @ Portland, 4/22	*0 @ Portland, 1/22
Three-Pointers Attempted	16 @ Cleveland, 1/4	*0 vs. Utah, 12/29
Three-Point Percentage	(1.000/2-2) @ Detroit, 1/2	*(.000/0-7) @ Portland, 1/22
Free Throws Made	37 @ Portland, 4/22	7 vs. Cleveland, 3/2
Free Throws Attempted	44 @ Portland, 4/22	7 vs. Cleveland, 3/2
Free Throw Percentage	(1.000/7-7) vs. Cleveland, 3/2	(.609/14-23) vs. LA Lakers, 1/21
Total Rebounds	66 @ Houston, 4/5	29 @ Dallas, 2/29
Offensive Rebounds	26 vs. Indiana, 11/18	4 @ Seattle, 3/5
Defensive Rebounds	46 @ Houston, 4/5	*19 @ Milwaukee, 3/11
Assists	47 vs. Sacramento, 12/2	15 @ New Jersey, 1/6
Steals	20 vs. LA Clippers, 4/23	*4 vs. Dallas, 4/17
Turnovers	24 @ Portland, 1/22	*6 vs. Dallas, 4/17
Blocked Shots	19 vs. New Jersey, 11/24	*0 vs. Dallas, 4/17
Fouls	37 vs. Boston, 2/17	15 vs. Washington, 2/22

OPPONENTS 1987-88 TEAM HIGHS & LOWS

	HIGH	LOW
Points	142 @ Detroit, 1/2	81 by Cleveland, 3/2
Field Goals Made	60 @ Portland, 4/22	29 @ New Jersey 1/6
Field Goals Attempted	109 by San Antonio, 11/20	70 @ LA Clippers, 11/21
Field Goal Percentage	(.651/54-83) @ Phoenix, 2/20	(.340/35-105) by Golden State, 1/16
Three-Pointers Made	7 by San Antonio, 11/20	*0 @ LA Clippers, 4/23
Three-Pointers Attempted	*13 by San Antonio, 11/20	*0 @ Sacramento, 3/7
Three-Point Percentage	(.833/5-6) @ Dallas, 4/9	*(.000/0-2) @ LA Clippers, 4/23
Free Throws Made	38 by Dallas, 4/17	11 by Washington, 2/22
Free Throws Attempted	*47 by Dallas, 4/17	*18 @ Milwaukee, 3/11
Free Throw Percentage	(.964/27-28) @ Phoenix, 3/11	(.571/16-28) @ Seattle, 3/5
Total Rebounds	65 by LA Clippers, 4/23	*33 @ Golden State, 1/16
Offensive Rebounds	24 by LA Clippers, 4/23	4 @ Houston, 4/5
Defensive Rebounds	48 @ Dallas, 2/29	*21 @ Golden State, 3/26
Assists	43 @ San Antonio, 12/18	15 by LA Clippers, 4/23
Steals	14 @ Golden State, 1/16	2 by New York, 2/28
Turnovers	29 by LA Clippers, 4/23	10 by Dallas, 4/17
Blocked Shots	19 @ Utah, 11/17	*1 @ Golden State, 3/26
Fouls	35 by Portland 11/12	13 by Washington, 2/20

* Indicates repeated mark, and is the last time it happened.





1987-88 GAME-BY-GAME RESULTS (54-28)

NO.	DATE	OPP.	W-L	SCORE	HM.	RD.	TOT.	DEN. HIGH SCORER	OPP. HIGH SCORER	ATTEND.
1	11/6	LA CLIPPERS	W	139-93	1-0	0-0	1-0	English-22	Williams-16	11,534
2	11/7	@Golden State	W	103-99	1-0	1-0	2-0	English-27	Floyd-32	13,323
3	11/10	@Sacramento	L	123-134	1-0	1-1	2-1	English-29	Theus-34	10,333
4	11/12	PORTLAND	W	126-113	2-0	1-1	3-1	Natt/Lever-26	Drexler-26	8,271
5	11/14	SACRAMENTO	W	130-109	3-0	1-1	4-1	English-34	Thorpe-17	11,007
6	11/17	@Utah	L	110-120	3-0	1-2	4-2	Lever-18	Malone-25	11,461
7	11/18	INDIANA	L	106-117	3-1	1-2	4-3	English-26	Fleming-30	11,120
8	11/20	SAN ANTONIO	W	156-142	4-1	1-2	5-3	English-30	Anderson-3	8,831
9	11/21	@LA Clippers	W	97-91	4-1	2-2	6-3	Lever-15	Woodson-23	6,131
10	11/24	NEW JERSEY	W	132-104	5-1	2-2	7-3	Lever-21	Gminski-15	9,542
11	11/27	@LA Lakers	L	119-127	5-1	2-3	7-4	English-27	Green-28	17,505
12	11/28	DALLAS	W	106-98	6-1	2-3	8-4	English-25	Blackman-28	13,400
13	12/1	@Houston	L	101-106	6-1	2-4	8-5	English-26	Olajuwon-22	16,661
14	12/2	SACRAMENTO	W	147-120	7-1	2-4	9-5	Rasmussen-22	Theus-35	7,779
15	12/4	CHICAGO	W	105-89	8-1	2-4	10-5	English-21	Jordan-23	17,022S
16	12/5	@Dallas	L	96-109	8-1	2-5	10-6	English/Vincent-16	Aguirre-35	17,007
17	12/9	@Boston	W	124-119	8-1	3-5	11-6	Adams-31	Bird-40	14,890
18	12/10	@New York	L	97-113	8-1	3-6	11-7	English-32	Ewing-24	9,499
19	12/12	@Philadelphia	W	131-121	8-1	4-6	12-7	Vincent-33	Barkley-28	9,857
20	12/16	HOUSTON	W	132-113	9-1	4-6	13-7	Adams-24	Free-15	13,834
21	12/18	@San Antonio	L	114-133	9-1	4-7	13-8	English-37	Berry-30	7,401
22	12/19	@Houston	W	121-117	9-1	5-7	14-8	English-27	Floyd/Olajuwon-23	16,661
23	12/22	PHOENIX	W	119-104	10-1	5-7	15-8	English-26	Edwards-23	8,823
24	12/23	@Golden State	L	117-129	10-1	5-8	15-9	English/Schayes-19	Teagle-23	10,071
25	12/26	SEATTLE	W	115-111	11-1	5-8	16-9	English-27	McDaniel-26	12,403
26	12/28	@Seattle	L	100-108	11-1	5-9	16-10	English-24	McDaniel-30	13,007
27	12/29	UTAH	L	97-98	11-2	5-9	16-11	Schayes-27	Malone-37	10,621
28	1/1	@Washington	W	124-109	11-2	6-9	17-11	Vincent-33	Catledge-27	5,326
29	1/2	@Detroit	W	151-142	11-2	7-9	18-11	English-34	Thomas-40	23,746
30	1/4	@Cleveland	L	101-122	11-2	7-10	18-12	Evans-28	Daugherty-25	6,448
31	1/6	@New Jersey	W	98-93	11-2	8-10	19-12	English-35	Gminski-25	7,804
32	1/7	@Chicago	L	96-100	11-2	8-11	19-13	Lever-31	Jordan-28	17,590
33	1/9	@Atlanta	L	105-113	11-2	8-12	19-14	English-27	Wilkins-33	14,986
34	1/11	@Phoenix	L	115-127	11-2	8-13	19-15	Vincent-42	Nance-29	9,802
35	1/14	ATLANTA	W	115-112	12-2	8-13	20-15	English-27	Wilkins-34	14,944
36	1/16	GOLDEN STATE	W	115-94	13-2	8-13	21-15	English-25	Smith-16	14,241
37	1/18	DETROIT	L	116-123	13-3	8-13	21-16	English-32	Dantley-32	13,004
38	1/21	LA LAKERS	W	115-113	14-3	8-13	22-16	Vincent-23	Worthy-22	17,022S
39	1/22	@Portland	L	106-126	14-3	8-14	22-17	English-30	Drexler-39	12,666
40	1/28	MILWAUKEE	W	122-113	15-3	8-14	23-17	English-24	Pressey-22	13,911
41	1/30	LA CLIPPERS	W	124-106	16-3	8-14	24-17	Lever-25	Dailey-21	11,488
42	2/3	DALLAS	W	115-105	17-3	8-14	25-17	English-26	Aguirre-27	10,667
43	2/4	@San Antonio	W	129-123	17-3	9-14	26-17	English-30	Robertson-29	8,887
44	2/9	SAN ANTONIO	W	136-108	18-3	9-14	27-17	English-24	Dawkins-25	8,492
45	2/11	LA LAKERS	L	108-120	18-4	9-14	27-18	English-31	Johnson-26	17,022S
46	2/12	@Portland	L	105-120	18-4	9-15	27-19	English-27	Kersey-34	12,666
47	2/14	UTAH	W	107-93	19-4	9-15	28-19	English-25	Malone-31	9,971
48	2/17	BOSTON	W	138-125	20-4	9-15	29-19	English-37	McHale-33	17,022S
49	2/20	@Phoenix	L	108-128	20-4	9-16	29-20	English-26	Nance-29	14,269
50	2/22	WASHINGTON	W	100-87	21-4	9-16	30-20	Schayes-21	M.Malone/Johnson-17	10,553
51	2/24	@Utah	W	123-120	21-4	10-16	31-20	English/Rasmussen-35	Malone-38	12,444
52	2/26	PHILADELPHIA	W	120-104	22-4	10-16	32-20	Rasmussen-21	Gminski-22	15,396
53	2/28	NEW YORK	W	109-100	23-4	10-16	33-20	Lever-24	Ewing-23	15,539
54	2/29	@Dallas	L	96-123	23-4	10-17	33-21	Schayes-21	Aguirre-23	17,007
55	3/2	CLEVELAND	W	99-81	24-4	10-17	34-21	Adams-23	Nance/Daugherty-15	9,178
56	3/4	PHOENIX	W	116-108	25-4	10-17	35-21	Rasmussen-30	Davis-25	13,212
57	3/5	@Seattle	W	115-102	25-4	11-17	36-21	Vincent-31	Ellis-27	13,287
58	3/7	@Sacramento	L	114-116*	25-4	11-18	36-22	Lever/Vincent-23	Theus-33	10,333
59	3/8	HOUSTON	L	103-113	25-5	11-18	36-23	Schayes-25	Olajuwon-25	11,782
60	3/11	@Milwaukee	L	93-132	25-5	11-19	36-24	Rasmussen-21	Reynolds-24	11,052
61	3/13	@Indiana	W	108-100	25-5	12-19	37-24	English-36	Tisdale-29	11,250
62	3/14	UTAH	L	115-116	25-6	12-19	37-25	English-27	Bailey-41	10,172
63	3/17	PORTLAND	W	116-115*	26-6	12-19	38-25	Adams-29	Kersey-29	12,742
64	3/18	@Utah	L	111-118	26-6	12-20	38-26	Adams-22	Malone-30	12,444
65	3/20	SEATTLE	W	108-95	27-6	12-20	39-26	Adams-27	Ellis-23	13,177
66	3/22	SAN ANTONIO	W	136-108	28-6	12-20	40-26	Rasmussen-28	Sunvold-24	10,746
67	3/23	@LA Clippers	W	118-108	28-6	13-20	41-26	English-26	Woodson-24	8,569
68	3/25	@LA Lakers	W	120-119	28-6	14-20	42-26	English-34	Worthy-24	17,505
69	3/26	@Golden State	W	131-108	28-6	15-20	43-26	English-29	Mullin-21	9,893
70	3/29	@Sacramento	W	107-103	28-6	16-20	44-26	English-30	Smith/Thorpe-22	10,333
71	3/31	SACRAMENTO	W	121-111	29-6	16-20	45-26	English-27	Thorpe-22	14,518
72	4/2	GOLDEN STATE	W	123-107	30-6	16-20	46-26	English-29	Mullin-26	11,824
73	4/5	@Houston	W	110-97	30-6	17-20	47-26	Lever-22	Carroll-25	16,661
74	4/8	@San Antonio	W	129-124*	30-6	18-20	48-26	Lever-32	Mitchel-36	6,697
75	4/9	@Dallas	L	109-135	30-6	18-21	48-27	Schayes-21	Harper-35	17,707
76	4/11	@Phoenix	W	123-119	30-6	19-21	49-27	Lever-26	Davis-25	9,708
77	4/13	LA LAKERS	W	120-106	31-6	19-21	50-27	English-29	Campbell-16	17,022S
78	4/15	HOUSTON	W	132-125	32-6	19-21	51-27	Schayes-32	Olajuwon-27	17,022S
79	4/17	DALLAS	W	133-122	33-6	19-21	52-27	English-31	Blackman-31	17,022S
80	4/19	SEATTLE	W	134-114	34-6	19-21	53-27	Lever-31	Chambers-29	14,478
81	4/22	@Portland	L	135-141*	34-6	19-22	53-28	Evans-29	Drexler-35	12,666
82	4/23	LA CLIPPERS	W	134-109	35-6	19-22	54-28	English-27	Dailey-28	17,022S

* Denotes number of overtime periods S McNichols Arena sellout





1988-89 ROSTER

NO.	PLAYER	POS	HT	WT	COLLEGE/YR	EXP
14	Michael Adams	G	5-10	165	Boston College '85	3
42	Wayne Cooper	C	6-10	220	New Orleans '78	10
6	Walter Davis	G	6-6	200	North Carolina '77	11
2	Alex English	F	6-7	190	South Carolina '76	12
24	Bill Hanzlik	F	6-7	200	Notre Dame '80	8
35	Jerome Lane	F	6-6	232	Pittsburgh '88	R
12	Fat Lever	G	6-3	175	Arizona St. '82	6
11	Maurice Martin	G	6-5	215	St. Joseph's '86	2
33	Calvin Natt	F	6-6	220	NE Louisiana '79	9
41	Blair Rasmussen	C	7-0	260	Oregon '85	3
34	Dan Schayes	C	6-11	260	Syracuse '81	7
21	Elston Turner	G	6-5	200	Mississippi '81	7
30	Jay Vincent	F	6-7	220	Michigan St. '81	6

Head Coach: Doug Moe (North Carolina '61)
Assistant Coaches: Allan Bristow (Virginia Tech '71), Doug Moe Jr. (Texas '85)
Trainer: Bob "Chopper" Travaglini

NUGGETS 1988-89 TEAM HIGHS & LOWS

	HIGH	LOW
Points	146 vs. LA Lakers, 11/15	89 @ San Antonio, 3/4
Field Goals Made	63 vs. New Jersey, 11/22	30 @ Utah, 3/25
Field Goals Attempted	120 vs. LA Lakers, 11/15	86 @ Chicago, 1/13
Field Goal Percentage	(.594/63-106) vs. New Jersey, 11/22	(.353/30-85) @ Utah, 3/24
Three-Pointers Made	8 vs. Milwaukee, 1/21	*0 vs. Utah, 4/8
Three-Pointers Attempted	18 @ Golden State, 2/27	1 @ Golden State, 4/21
Three-Point Percentage	(.800/4-5) @ Miami, 12/9	*(.000/0-2) vs. Utah, 4/8
Free Throws Made	42 @ Portland, 11/13	8 @ Cleveland, 12/4
Free Throws Attempted	48 @ Portland, 11/13	13 @ Cleveland, 12/4
Free Throw Percentage	(.966/28-29) vs. Miami, 12/30	(.560/14-25) vs. Dallas, 1/18
Total Rebounds	60 @ Indiana, 1/23	25 @ Phoenix, 1/30
Offensive Rebounds	27 @ LA Clippers, 12/16	*7 @ Phoenix, 1/30
Defensive Rebounds	48 @ Indiana, 1/23	18 @ Phoenix, 1/30
Assists	52 @ Golden State, 4/21	13 @ San Antonio, 1/3
Steals	20 @ LA Clippers, 12/16	4 vs. Seattle, 11/12
Turnovers	24 @ Phoenix, 1/30	*7 @ Sacramento, 4/13
Blocked Shots	11 vs. Miami, 12/30	1 @ Sacramento, 12/1
Fouls	37 @ San Antonio, 1/31	15 vs. New York, 11/29

OPPONENTS 1988-89 TEAM HIGHS & LOWS

	HIGH	LOW
Points	148 by LA Lakers, 11/15	83 by Miami, 12/30
Field Goals Made	59 @ Philadelphia, 12/7	34 by Miami, 12/30
Field Goals Attempted	111 by New York, 11/29	79 by LA Clippers, 11/19
Field Goal Percentage	(.627/52-83) @ Dallas, 11/23	(.373/38-102) by Golden State, 12/2
Three-Pointers Made	*7 @ Seattle, 4/15	*0 by San Antonio, 4/20
Three-Pointers Attempted	13 by New York, 11/29	0 @ San Antonio, 3/4
Three-Point Percentage	(1.000/6-6) @ Houston, 2/17	*(.000/0-2) by San Antonio, 4/20
Free Throws Made	42 by LA Lakers, 11/15	13 by New York, 11/29
Free Throws Attempted	50 by LA Lakers, 11/15	19 by New York, 11/29
Free Throw Percentage	(.919/34-37) @ LA Lakers, 4/18	*(.500/14-28) by Miami, 12/30
Total Rebounds	70 by Phoenix, 12/22	26 by San Antonio, 11/17
Offensive Rebounds	27 @ Miami, 12/10	3 @ Chicago, 1/13
Defensive Rebounds	53 @ Indiana, 1/23	20 by San Antonio, 11/17
Assists	45 @ Philadelphia, 12/7	15 by New Jersey, 11/22
Steals	17 by San Antonio, 4/20	2 @ Detroit, 3/6
Turnovers	37 @ LA Lakers, 11/9	10 @ Seattle, 4/15
Blocked Shots	15 by LA Lakers, 11/15	2 by LA Clippers, 11/19
Fouls	37 @ Portland, 11/13	16 @ Philadelphia, 12/7

* Indicates repeated mark, and is the last time it happened.





1988-89 GAME-BY-GAME RESULTS (44-38)

NO.	DATE	OPP.	W-L	SCORE	HM.	RD.	TOT.	DEN. HIGH SCORER	OPP. HIGH SCORER	ATTEND.
1	11/4	HOUSTON	W	120-117	1-0	0-0	1-0	English-39	Olajuwon-39	14,867
2	11/5	@Seattle	L	141-142*	1-0	0-1	1-1	English-35	McDaniel-28	14,269
3	11/9	@LA Lakers	L	110-128	1-0	0-2	1-2	Schayes-24	Scott-33	17,505
4	11/10	PORTLAND	W	135-115	2-0	0-2	2-2	English-30	Drexler-30	8,821
5	11/12	SEATTLE	W	141-129	3-0	0-2	3-2	Lever-34	Ellis-29	12,401
6	11/13	@Portland	W	143-132	3-0	1-2	4-2	Adams-25	Drexler-32	12,912
7	11/15	LA LAKERS	L	146-148**	3-1	1-2	4-3	English-29	Worthy-33	15,198
8	11/17	SAN ANTONIO	W	139-112	4-1	1-2	5-3	Schayes-31	Dawkins-23	10,079
9	11/19	LA CLIPPERS	W	134-107	5-1	1-2	6-3	English-28	Benjamin-23	10,405
10	11/22	NEW JERSEY	W	141-106	6-1	1-2	7-3	Rasmussen-24	McGee-20	9,963
11	11/23	@Dallas	L	106-125	6-1	1-3	7-4	English-30	Perkins-30	17,007
12	11/26	CHICAGO	W	128-123	7-1	1-3	8-4	English-29	Jordan-52	17,022S
13	11/29	NEW YORK	W	139-119	8-1	1-3	9-4	English-41	Ewing-24	10,387
14	12/1	@Sacramento	W	133-126*	8-1	2-3	10-4	English-34	McCray-20	16,517
15	12/2	GOLDEN STATE	W	129-102	9-1	2-3	11-4	Lever-29	Mullin-18	12,922
16	12/4	@Cleveland	L	103-122	9-1	2-4	11-5	English-31	Harper-28	12,223
17	12/6	@New York	L	123-124*	9-1	2-5	11-6	English-38	Oakley-25	17,104
18	12/7	@Philadelphia	L	109-134	9-1	2-6	11-7	Adams-23	Barkley-29	13,848
19	12/9	@Miami	W	121-110	9-1	3-6	12-7	Adams-28	Thompson-22	14,812
20	12/10	@Atlanta	W	133-130	9-1	4-6	13-7	Adams-34	Wilkins-37	16,202
21	12/13	HOUSTON	W	126-101	10-1	4-6	14-7	Lever-23	Olajuwon-15	12,005
22	12/16	@LA Clippers	L	118-121	10-1	4-7	14-8	Davis-26	Manning-29	9,056
23	12/17	LA CLIPPERS	W	114-99	11-1	4-7	15-8	Davis-26	Manning-18	12,254
24	12/20	PORTLAND	L	124-127	11-2	4-7	15-9	English-41	Drexler-43	11,700
25	12/22	PHOENIX	L	118-126	11-3	4-7	15-10	English-34	Hornacek-24	9,677
26	12/23	@Phoenix	L	107-119	11-3	4-8	15-11	English-30	Gilliam-27	10,274
27	12/27	BOSTON	W	130-109	12-3	4-8	16-11	English-37	McHale-23	17,022S
28	12/30	MIAMI	W	109-83	13-3	4-8	17-11	English-24	Long-18	12,214
29	1/3	@San Antonio	L	105-129	13-3	4-9	17-12	English-19	Anderson-24	7,965
30	1/5	GOLDEN STATE	W	131-129	14-3	4-9	18-12	English-37	Mullin-35	10,649
31	1/7	DALLAS	W	115-94	15-3	4-9	19-12	Davis-24	Schrempf-16	17,022S
32	1/10	@Washington	L	117-120	15-3	4-10	19-13	English-28	King-33	6,109
33	1/11	@Milwaukee	L	106-123	15-3	4-11	19-14	Lever-27	Krystkowiak-27	15,702
34	1/13	@Chicago	L	99-104	15-3	4-12	19-15	English-34	Jordan-38	17,869
35	1/14	CLEVELAND	L	106-114	15-4	4-12	19-16	Lever-33	Harper-30	17,022S
36	1/16	SACRAMENTO	W	116-110	16-4	4-12	20-16	English-29	Pinckney-21	13,672
37	1/18	@Dallas	L	96-102	16-4	4-13	20-17	Schayes-20	Aguirre-26	17,007
38	1/21	MILWAUKEE	L	107-116	16-5	4-13	20-18	English-33	Pierce-21	17,022S
39	1/23	@Indiana	L	102-117	16-5	4-14	20-19	English-25	Miller-27	9,253
40	1/24	@New Jersey	L	115-117	16-5	4-15	20-20	English-43	Williams-27	9,455
41	1/26	@Miami	W	129-108	16-5	5-15	21-20	English-34	Thompson-17	15,008
42	1/28	PHOENIX	W	142-138	17-5	5-15	22-20	Lever-32	Chambers-39	17,022S
43	1/30	@Phoenix	L	100-121	17-5	5-16	22-21	English-20	E.Johnson-26	10,376
44	1/31	@San Antonio	L	111-117	17-5	5-17	22-22	English-28	Maxwell-26	8,041
45	2/2	ATLANTA	W	112-103	18-5	5-17	23-22	English-36	Theus-22	15,774
46	2/4	UTAH	W	127-126	19-5	5-17	24-22	Schayes-37	Malone-33	17,022S
47	2/5	@Houston	L	112-124	19-5	5-18	24-23	Davis-25	Short-23	16,611
48	2/9	MIAMI	W	117-92	20-5	5-18	25-23	Lever-38	Mitchell-15	14,935
49	2/14	@Utah	L	105-119	20-5	5-19	25-24	Davis/Adams-18	Malone-21	12,444
50	2/15	WASHINGTON	W	117-106	21-5	5-19	26-24	English-32	Malone-21	11,471
51	2/17	@Houston	L	111-121	21-5	5-20	26-25	English-25	Olajuwon-34	16,611
52	2/20	DETROIT	W	103-101	22-5	5-20	27-25	English-30	Johnson-21	17,022S
53	2/22	DALLAS	W	109-106	23-5	5-20	28-25	Davis-20	Blackman-33	11,667
54	2/24	UTAH	W	121-102	24-5	5-20	29-25	Adams-32	Malone-25	15,334
55	2/26	PHILADELPHIA	W	122-115	25-5	5-20	30-25	English-31	Gminski-22	16,468
56	2/27	@Golden State	L	132-141	25-5	5-21	30-26	English-29	Mullin-30	15,025
57	3/2	HOUSTON	W	113-103	26-5	5-21	31-26	English-26	McCormick-23	11,603
58	3/4	@San Antonio	L	88-106	26-5	5-22	31-27	English-16	Brickowski-24	11,940
59	3/6	@Detroit	L	112-129	26-5	5-23	31-28	English-27	Dumars-25	21,454
60	3/8	@Charlotte	W	112-99	26-5	6-23	32-28	English-31	Tripucka-21	23,388
61	3/10	@Miami	L	130-131**	26-5	6-24	32-29	English-51	Sparrow-28	15,008
62	3/12	@Boston	L	115-121	26-5	6-25	32-30	English-27	Lewis-28	14,890
63	3/14	CHARLOTTE	W	125-102	27-5	6-25	33-30	Schayes-19	Curry-21	10,522
64	3/16	SAN ANTONIO	W	119-102	28-5	6-25	34-30	English-32	Maxwell-19	12,083
65	3/18	MIAMI	W	111-105	29-5	6-25	35-30	English-25	Edwards-20	15,068
66	3/21	@Houston	W	112-110	29-5	7-25	36-30	English-37	Olajuwon-36	16,611
67	3/24	@Dallas	W	114-105	29-5	8-25	37-30	English-18	Dantley-30	17,007
68	3/25	@Utah	L	90-112	29-5	8-26	37-31	English-19	Malone-37	12,444
69	3/27	@LA Clippers	L	118-119	29-5	8-27	37-32	English-35	Norman-28	9,712
70	3/30	SEATTLE	W	123-116	30-5	8-27	38-32	English-28	Ellis-26	14,851
71	4/1	LA LAKERS	W	114-108*	31-5	8-27	39-32	English-31	Worthy-25	17,022S
72	4/4	SACRAMENTO	W	128-124	32-5	8-27	40-32	Adams-25	Ainge/Pressey-24	10,785
73	4/6	INDIANA	W	132-118	33-5	8-27	41-32	Adams-26	Person-30	11,084
74	4/8	UTAH	W	110-106	34-5	8-27	42-32	English-26	Malone-34	17,022S
75	4/9	@Portland	L	114-120	34-5	8-28	42-33	English-28	Duckworth-27	12,888
76	4/12	@Utah	L	102-107	34-5	8-29	42-34	Davis-29	Malone-40	12,444
77	4/13	@Sacramento	L	112-121	34-5	8-30	42-35	English-31	Berry-25	16,517
78	4/15	@Seattle	L	92-125	34-5	8-31	42-36	English-16	Ellis-32	14,250
79	4/18	@LA Lakers	L	118-142	34-5	8-32	42-37	Lever-26	Worthy-26	17,505
80	4/20	SAN ANTONIO	W	136-113	35-5	8-32	43-37	Adams-25	Bowie-24	13,163
81	4/21	@Golden State	W	139-121	35-5	9-32	44-37	English-30	Higgins-23	15,025
82	4/23	DALLAS	L	96-113	35-6	9-32	44-38	Lever-33	Blackman-21	13,547

* Denotes number of overtime periods S McNichols Arena sellout





1989-90 ROSTER

NO.	PLAYER	POS	HT	WT	COLLEGE/YR	EXP
14	Michael Adams	G	5-10	165	Boston College '85	4
11	Joe Barry Carroll	F/C	6-10	245	Purdue '80	8
6	Walter Davis	G	6-6	200	North Carolina '77	12
2	Alex English	F	6-7	190	South Carolina '76	13
24	Bill Hanzlik	F	6-7	200	Notre Dame '80	9
45	Tim Kempton	C	6-10	245	Notre Dame '86	2
35	Jerome Lane	F	6-6	232	Pittsburgh '88	1
12	Fat Lever	G	6-3	175	Arizona St. '82	7
21	Todd Lichti	G	6-4	205	Stanford '89	R
41	Blair Rasmussen	C	7-0	260	Oregon '85	4
34	Dan Schayes	C	6-11	260	Syracuse '81	8
51	Reggie Turner	F	6-8	225	Alabama-Birmingham '89	R

Head Coach: Doug Moe (North Carolina '61)
Assistant Coaches: Allan Bristow (Virginia Tech '71), Doug Moe Jr. (Texas '85)
Trainer: Bob "Chopper" Travaglini

NUGGETS 1989-90 TEAM HIGHS & LOWS

	HIGH	LOW
Points	146 vs. Portland, 12/2	86 @ Minnesota, 3/7
Field Goals Made	*58 vs. Orlando, 1/11	34 @ Minnesota, 3/7
Field Goals Attempted	118 vs. Orlando, 1/11	76 @ Minnesota, 11/22
Field Goal Percentage	(.598/55-92) vs. Chicago, 2/8	(.343/37-108) @ Washington, 3/28
Three-Pointers Made	8 vs. Portland, 12/2	*0 @ Sacramento, 4/10
Three-Pointers Attempted	18 @ Golden State, 1/8	*4 vs. Seattle, 4/6
Three-Point Percentage	(.833/5-6) @ Houston, 4/19	*(.000/0-6) @ Sacramento, 4/10
Free Throws Made	35 @ New Jersey, 2/17	*6 @ Portland, 1/6
Free Throws Attempted	43 @ New Jersey, 2/17	6 @ Cleveland, 12/20
Free Throw Percentage	*(1.000/21-21) @ Houston, 1/22	(.500/14-28) vs. Washington, 11/15
Total Rebounds	64 vs. Orlando, 1/11	27 @ Utah, 1/8
Offensive Rebounds	24 vs. Golden State, 2/19	*5 @ Charlotte, 2/16
Defensive Rebounds	*43 vs. Orlando, 1/11	17 @ Utah, 1/8
Assists	42 @ Portland, 1/16	15 @ Washington, 3/28
Steals	16 vs. Sacramento, 11/8	4 @ Charlotte, 12/9
Turnovers	20 vs. Houston, 3/13	8 vs. Atlanta, 2/4
Blocked Shots	10 vs. San Antonio, 1/20	*0 @ Houston, 1/22
Fouls	33 @ Golden State, 12/13	15 @ Washington, 3/28

OPPONENTS 1989-90 TEAM HIGHS & LOWS

	HIGH	LOW
Points	149 @ Philadelphia, 3/30	73 @ Minnesota, 3/7
Field Goals Made	*55 by Portland, 3/24	28 @ Minnesota, 3/7
Field Goals Attempted	104 by New Jersey, 2/1	74 @ Minnesota, 11/22
Field Goal Percentage	(.632/48-76) by Detroit, 12/12	(.301/28-93) @ Minnesota, 3/7
Three-Pointers Made	8 by Cleveland, 3/1	*0 by Minnesota, 4/22
Three-Pointers Attempted	13 by Cleveland, 3/1	2 by San Antonio, 4/20
Three-Point Percentage	*(.667/4-6) by Portland, 3/24	*(.000/0-6) by Minnesota, 4/22
Free Throws Made	41 by Phoenix, 11/4	9 @ Chicago, 2/8
Free Throws Attempted	52 @ Philadelphia, 3/30	13 @ Chicago, 2/8
Free Throw Percentage	(.962/25-26) @ Boston, 12/8	(.537/22-41) @ Seattle, 4/12
Total Rebounds	61 @ Dallas, 12/30	34 by Dallas, 3/3
Offensive Rebounds	22 @ Minnesota, 3/7	*5 by Charlotte, 1/18
Defensive Rebounds	47 by Phoenix, 1/13	22 by Portland, 12/2
Assists	38 @ Houston, 11/9	10 by Sacramento, 11/8
Steals	13 @ New York, 3/31	2 @ Sacramento, 4/10
Turnovers	29 by Sacramento, 11/8	9 by San Antonio, 4/20
Blocked Shots	13 @ Utah, 11/3	0 by Minnesota, 4/22
Fouls	35 @ Utah, 11/3	14 @ Cleveland, 12/20

* Indicates repeated mark, and is the last time it happened.





1989-90 GAME-BY-GAME RESULTS (43-39)

NO.	DATE	OPP.	W-L	SCORE	HM.	RD.	TOT.	DEN. HIGH SCORER	OPP. HIGH SCORER	ATTEND.
1	11/3	@Utah	L	113-122	0-0	0-1	0-1	Rasmussen-25	Malone-40	12,616
2	11/4	PHOENIX	W	135-132	1-0	0-1	1-1	Adams-30	E.Johnson-36	12,439
3	11/8	SACRAMENTO	W	102-84	2-0	0-1	2-1	English-21	K.Smith-24	6,933
4	11/9	@Houston	W	128-127*	2-0	1-1	3-1	Schayes-21	Olajuwon/Thorpe-33	16,266
5	11/11	@San Antonio	L	108-122	2-0	1-2	3-2	Lever-25	Robinson-28	15,198
6	11/14	@LA Clippers	L	121-129	2-0	1-3	3-3	Lever-25	Grant-27	6,125
7	11/15	WASHINGTON	W	109-98	3-0	1-3	4-3	Adams-30	Williams-29	8,701
8	11/17	@LA Lakers	L	105-119	3-0	1-4	4-4	English-19	Green-27	17,505
9	11/18	HOUSTON	W	141-111	4-0	1-4	5-4	English-24	Wiggins-34	13,534
10	11/21	DALLAS	W	111-95	5-0	1-4	6-4	English-18	Blackman-21	8,570
11	11/22	@Minnesota	W	96-93	5-0	2-4	7-4	Davis-28	Campbell-21	22,022
12	11/24	SEATTLE	W	122-109	6-0	2-4	8-4	Lever-24	Barros-18	13,061
13	11/28	GOLDEN STATE	W	141-120	7-0	2-4	9-4	Davis-26	Richmond-27	8,392
14	11/30	MILWAUKEE	W	103-102	8-0	2-4	10-4	Davis-24	Humphries-25	8,727
15	12/2	PORTLAND	W	146-113	9-0	2-4	11-4	English-24	Drexler-24	17,022S
16	12/5	@Chicago	L	99-119	9-0	2-5	11-5	Adams-19	Jordan-35	18,040
17	12/6	@Indiana	L	117-136	9-0	2-6	11-6	Lever-24	Smits-32	9,352
18	12/8	@Boston	W	103-102	9-0	3-6	12-6	English/Adams-20	Parish-38	14,890
19	12/9	@Charlotte	W	106-93	9-0	4-6	13-6	English-25	Tripucka-23	23,901
20	12/12	DETROIT	L	108-121	9-1	4-6	13-7	Davis-27	Aguirre-29	17,022S
21	12/13	@Golden State	L	114-134	9-1	4-7	13-8	Davis-20	Mullin-33	15,025
22	12/15	SACRAMENTO	W	121-112	10-1	4-7	14-8	Davis-35	McCray/Ainge-24	9,112
23	12/16	@LA Clippers	L	108-114	10-1	4-8	14-9	Adams-24	Harper-39	10,024
24	12/20	@Cleveland	W	104-89	10-1	5-8	15-9	English-22	Ehlo-16	15,379
25	12/22	@Orlando	W	137-125	10-1	6-8	16-9	English-25	Anderson-34	15,077
26	12/23	@Miami	W	135-104	10-1	7-8	17-9	Adams-21	Sundvold-15	15,008
27	12/26	PHILADELPHIA	W	114-111	11-1	7-8	18-9	Davis-24	Barkley-32	15,852
28	12/28	MIAMI	W	132-107	12-1	7-8	19-9	English-20	Cummings/Long-14	11,501
29	12/30	@Dallas	L	109-116*	12-1	7-9	19-10	Lever-26	Blackman-29	17,007
30	1/3	@LA Lakers	L	98-114	12-1	7-10	19-11	Davis-22	Johnson-27	17,505
31	1/4	@Sacramento	W	112-98	12-1	8-10	20-11	Davis-27	Tisdale-29	17,014
32	1/6	UTAH	L	120-123*	12-2	8-10	20-12	Davis-36	Malone-48	16,827
33	1/8	@Golden State	L	122-139	12-2	8-11	20-13	English-22	Richmond-32	15,052
34	1/10	@Utah	L	99-130	12-2	8-12	20-14	Rasmussen-20	Malone-31	12,616
35	1/11	ORLANDO	W	141-105	13-2	8-12	21-14	Lever-27	Smith-14	8,763
36	1/13	PHOENIX	L	111-119	13-3	8-12	21-15	Rasmussen/Hanzlik-19	K.Johnson-38	14,070
37	1/15	DALLAS	W	101-90	14-3	8-12	22-15	English-29	Harper-26	9,256
38	1/16	@Portland	L	115-120	14-3	8-13	22-16	Lever-22	Williams-24	12,888
39	1/18	CHARLOTTE	L	108-110	14-4	8-13	22-17	English-28	Tripucka-24	7,965
40	1/20	SAN ANTONIO	W	126-99	15-4	8-13	23-17	Lever-23	Robinson-28	15,817
41	1/22	@Houston	L	104-116	15-4	8-14	23-18	Lever-24	Olajuwon-24	14,890
42	1/27	NEW YORK	L	96-110	15-5	8-14	23-19	Adams-21	Ewing-26	17,022S
43	2/1	NEW JERSEY	W	123-112	16-5	8-14	24-19	English-26	Blaylock-24	6,880
44	2/4	ATLANTA	W	125-113	17-5	8-14	25-19	Adams-27	Wilkins-35	14,530
45	2/6	INDIANA	L	130-138*	17-6	8-14	25-20	Schayes-28	Smits-34	12,871
46	2/8	CHICAGO	W	123-98	18-6	8-14	26-20	English-24	Grant-16	17,022S
47	2/13	@Detroit	L	96-106	18-6	8-15	26-21	Adams-19	Thomas-17	21,454
48	2/14	@Milwaukee	L	117-127	18-6	8-16	26-22	Rasmussen-24	Anderson-24	13,829
49	2/16	@Charlotte	L	107-113	18-6	8-17	26-23	Lever-26	Gilliam/R.Reid-19	23,901
50	2/17	@New Jersey	W	126-117	18-6	9-17	27-23	English-38	Short-29	11,233
51	2/19	GOLDEN STATE	W	114-109	19-6	9-17	28-23	Lever-29	Richmond-24	8,213
52	2/21	LA LAKERS	L	111-113	19-7	9-17	28-24	Lever-25	Scott-24	17,022S
53	2/23	LA CLIPPERS	W	121-113	20-7	9-17	29-24	English-27	Manning/Smith-28	13,630
54	2/25	BOSTON	L	107-115	20-8	9-17	29-25	English-26	Bird-25	17,022S
55	2/27	@Phoenix	L	101-120	20-8	9-18	29-26	English-19	K.Johnson-28	14,487
56	3/1	CLEVELAND	W	131-125	21-8	9-18	30-26	English-26	Price-31	11,816
57	3/3	DALLAS	W	106-89	22-8	9-18	31-26	English-24	Perkins-16	12,207
58	3/6	CHARLOTTE	W	122-96	23-8	9-18	32-26	Schayes-23	Chapman-22	7,712
59	3/7	@Minnesota	W	86-73	23-8	10-18	33-26	Schayes-24	Richardson-19	18,947
60	3/10	@San Antonio	L	111-118	23-8	10-19	33-27	Davis-21	Robinson-26	15,910
61	3/11	UTAH	L	109-110	23-9	10-19	33-28	Adams-25	Malone-35	14,050
62	3/13	HOUSTON	W	117-114	24-9	10-19	34-28	Adams-25	Maxwell-32	12,727
63	3/14	@Phoenix	L	108-138	24-9	10-20	34-29	Adams/Davis-16	Chambers-31	14,487
64	3/16	@Dallas	L	97-104	24-9	10-21	34-30	Davis-24	Harper-26	17,007
65	3/18	MINNESOTA	W	103-98	25-9	10-21	35-30	English-29	Campbell-22	11,864
66	3/20	LA CLIPPERS	W	119-112	26-9	10-21	36-30	English-28	Manning-25	9,652
67	3/22	@Seattle	L	118-125	26-9	10-22	36-31	Lever-23	McDaniel-24	9,830
68	3/24	PORTLAND	L	126-140	26-10	10-22	36-32	English-31	Drexler-28	16,174
69	3/26	@Atlanta	L	102-113	26-10	10-23	36-33	Carroll-18	Wilkins-36	13,054
70	3/28	@Washington	L	99-113	26-10	10-24	36-34	English-16	King/Malone-26	9,411
71	3/30	@Philadelphia	L	131-149	26-10	10-25	36-35	English-21	Barkley-38	17,803
72	3/31	@New York	W	118-115	26-10	11-25	37-35	English-26	Ewing-37	18,146
73	4/4	CHARLOTTE	L	112-116	26-11	11-25	37-36	English-29	Tripucka-23	10,867
74	4/6	SEATTLE	W	119-103	27-11	11-25	38-36	English-25	Threatt-22	16,212
75	4/8	LA LAKERS	L	109-116	27-12	11-25	38-37	Lever-31	Worthy-28	17,022S
76	4/10	@Sacramento	W	121-113	27-12	12-25	39-37	Rasmussen-26	Ainge-22	17,014
77	4/12	@Seattle	L	103-113	27-12	12-26	39-38	Adams-16	McDaniel-26	10,617
78	4/14	@Portland	W	136-127	27-12	13-26	40-38	Adams-31	Duckworth-22	12,888
79	4/17	@Minnesota	W	99-89	27-12	14-26	41-38	Adams-22	Corbin-25	49,551
80	4/19	@Houston	W	130-127*	27-12	15-26	42-38	Lever-22	Olajuwon-52	16,001
81	4/20	SAN ANTONIO	L	108-112	27-13	15-26	42-39	Davis-25	Robinson-26	17,022S
82	4/22	MINNESOTA	W	115-108	28-13	15-26	43-39	Adams-32	Mitchell-27	14,303

* Denotes number of overtime periods S McNichols Arena sellout





1990-91 ROSTER

NO.	PLAYER	POS	HT	WT	COLLEGE/YR	EXP
3	Mahmoud Abdul-Rauf	G	6-1	170	LSU '92	R
14	Michael Adams	G	5-10	165	Boston College '85	5
45	Anthony Cook	F	6-9	215	Arizona '89	R
6	Walter Davis	G	6-6	200	North Carolina '77	13
23	T.R. Dunn	G	6-4	192	Alabama '77	13
22	Jim Farmer	G	6-4	203	Alabama '87	3
24	Bill Hanzlik	F	6-7	200	Notre Dame '80	10
35	Jerome Lane	F	6-6	232	Pittsburgh '89	2
11	Clifford Lett	G	6-3	170	Florida '89	1
30	Marcus Liberty	F	6-8	205	Illinois '91	R
21	Todd Lichti	G	6-4	205	Stanford '89	1
5	Terry Mills	F/C	6-10	230	Michigan '90	R
41	Blair Rasmussen	C	7-0	260	Oregon '85	5
32	Stephen Thompson	G	6-2	180	Syracuse '90	R
0	Orlando Woolridge	F	6-9	215	Notre Dame '81	9

Head Coach: Paul Westhead (St. Joseph's '61)
Assistant Coaches: Jim Boyle (St. Joseph's '64), Mike Evans (Kansas State '78)
Trainer: Bob "Chopper" Travaglini

NUGGETS 1990-91 TEAM HIGHS & LOWS

	HIGH	LOW
Points	158 vs. Golden State, 11/2	92 vs. Indiana, 3/17
Field Goals Made	63 @ San Antonio, 11/7	38 vs. Detroit, 3/25
Field Goals Attempted	130 vs. Golden State, 11/2	86 vs. Charlotte, 1/16
Field Goal Percentage	(.573/63-110) @ San Antonio, 11/7	(.325/41-126) vs. Philadelphia, 1/5
Three-Pointers Made	11 @ LA Clippers, 4/12	0 vs. LA Lakers, 11/17
Three-Pointers Attempted	26 @ LA Clippers, 4/12	1 vs. LA Lakers, 11/17
Three-Point Percentage	(.625/10-16) @ Sacramento, 12/26	(.000/0-1) vs. LA Lakers, 11/17
Free Throws Made	45 vs. Sacramento, 11/29	4 @ Phoenix, 2/5
Free Throws Attempted	55 @ Golden State, 11/2	10 @ Phoenix, 2/5
Free Throw Percentage	(.952/20-21) @ Chicago, 3/18	(.391/9-23) vs. Minnesota, 3/14
Total Rebounds	73 vs. Philadelphia, 1/5	*32 @ LA Lakers, 11/23
Offensive Rebounds	33 vs. Philadelphia, 1/5	8 @ Detroit, 1/2
Defensive Rebounds	40 vs. Philadelphia, 1/5	19 @ LA Lakers, 11/23
Assists	*40 vs. Chicago, 11/24	12 vs. Indiana, 3/17
Steals	19 vs. Phoenix, 12/15	3 @ New Jersey, 2/15
Turnovers	28 @ Sacramento, 4/18	6 @ Dallas, 4/2
Blocked Shots	14 vs. LA Clippers, 12/1	0 @ Detroit, 1/2
Fouls	40 @ Golden State, 1/8	18 vs. Chicago, 11/24

OPPONENTS 1990-91 TEAM HIGHS & LOWS

	HIGH	LOW
Points	173 @ Phoenix, 11/10	104 by Charlotte, 1/16
Field Goals Made	67 @ Phoenix, 11/10	31 by Orlando, 3/2
Field Goals Attempted	113 by Orlando, 11/27	78 by Detroit, 3/25
Field Goal Percentage	(.653/62-95) by Phoenix, 4/16	(.341/31-91) by Orlando, 3/2
Three-Pointers Made	12 by Houston, 4/5	*0 @ Utah, 4/13
Three-Pointers Attempted	19 by Houston, 4/5	*0 by Seattle, 4/7
Three-Point Percentage	*(.667/6-9) by Utah, 3/3	*(.000/0-3) @ Utah, 4/13
Free Throws Made	49 @ Golden State, 3/21	14 by Orlando, 11/27
Free Throws Attempted	60 @ Golden State, 3/21	*24 @ Sacramento, 4/18
Free Throw Percentage	(.938/30-32) @ Atlanta, 3/5	(.583/14-24) by Orlando, 11/27
Total Rebounds	71 @ Indiana, 3/7	32 by Sacramento, 3/29
Offensive Rebounds	27 by Orlando, 11/27	4 by Sacramento, 3/29
Defensive Rebounds	52 @ San Antonio, 12/19	25 by Minnesota, 11/15
Assists	50 @ Phoenix, 11/10	12 by Golden state, 2/23
Steals	19 @ Phoenix, 11/10	1 @ Orlando, 3/8
Turnovers	*28 vs. Phoenix, 12/15	11 by Minnesota, 3/14
Blocked Shots	16 @ San Antonio, 12/19	1 by Houston, 2/26
Fouls	38 by Golden State, 11/2	*13 @ LA Lakers, 2/28

* Indicates repeated mark, and is the last time it happened.





1990-91 GAME-BY-GAME RESULTS (20-62)

NO.	DATE	OPP.	W-L	SCORE	HM.	RD.	TOT.	DEN. HIGH SCORER	OPP. HIGH SCORER	ATTEND.
1	11/2	GOLDEN STATE	L	158-162	0-1	0-0	0-1	Woolridge-37	Mullin-38	9,838
2	11/3	@Dallas	L	110-140	0-1	0-1	0-2	Woolridge-21	Tarpley-25	17,007
3	11/6	@Houston	L	135-145	0-1	0-2	0-3	Lichti-27	K.Smith-35	14,002
4	11/7	@San Antonio	L	153-161	0-1	0-3	0-4	Woolridge-37	Robinson-43	15,908
5	11/8	SEATTLE	L	129-135	0-2	0-3	0-5	Davis-41	McDaniel-27	10,571
6	11/10	@Phoenix	L	143-173	0-2	0-4	0-6	Woolridge-40	Ceballos-32	14,487
7	11/13	@Portland	L	129-155	0-2	0-5	0-7	Woolridge-30	Drexler-39	12,888
8	11/15	MINNESOTA	W	121-108	1-2	0-5	1-7	Woolridge-25	Corbin/Campbell-24	6,663
9	11/17	PORTLAND	L	112-143	1-3	0-5	1-8	Davis-27	Drexler-31	12,356
10	11/19	LA LAKERS	L	105-122	1-4	0-5	1-9	Woolridge-30	Worthy-25	11,549
11	11/21	@LA Lakers	L	121-141	1-4	0-6	1-10	Woolridge-28	Worthy-29	15,941
12	11/24	CHICAGO	L	145-151	1-5	0-6	1-11	Woolridge-29	Jordan-38	17,022S
13	11/27	ORLANDO	W	124-113	2-5	0-6	2-11	Woolridge-28	Catledge-30	6,184
14	11/29	SACRAMENTO	W	136-128	3-5	0-6	3-11	Woolridge-32	Tisdale-33	6,379
15	12/1	LA CLIPPERS	L	121-137	3-6	0-6	3-12	Woolridge-28	Smith-52	10,036
16	12/4	@Cleveland	L	117-121	3-6	0-7	3-13	Woolridge-31	Daugherty-31	13,116
17	12/5	@Boston	L	140-148	3-6	0-8	3-14	Adams-31	Bird-43	14,890
18	12/7	@Philadelphia	L	126-135	3-6	0-9	3-15	Woolridge-36	Barkley-40	15,325
19	12/8	@Charlotte	W	126-119	3-6	1-9	4-15	Woolridge-33	Chapman-36	23,901
20	12/11	WASHINGTON	W	128-125	4-6	1-9	5-15	Woolridge-33	King-34	8,291
21	12/13	@Utah	L	126-141	4-6	1-10	5-16	Woolridge-29	K. Malone-39	12,616
22	12/15	PHOENIX	L	134-142	4-7	1-10	5-17	Adams-23	Chambers/Hornacek-28	13,696
23	12/19	@San Antonio	L	109-144	4-7	1-11	5-18	Abdul-Rauf-27	Elliott-18	15,908
24	12/22	DALLAS	L	110-119	4-8	1-11	5-19	Adams-27	Blackman-31	8,595
25	12/23	@Portland	L	101-132	4-8	1-12	5-20	Adams/Abdul-Rauf-18	Kersey-23	12,884
26	12/26	@Sacramento	W	128-112	4-8	2-12	6-20	Adams-44	Mays-36	17,014
27	12/27	MIAMI	L	114-124	4-9	2-12	6-21	Adams-23	Douglas-42	8,878
28	12/29	@Washington	L	133-161	4-9	2-13	6-22	Adams/Abdul-Rauf-32	King-52	18,756
29	12/30	@Orlando	L	116-155	4-9	2-14	6-23	Adams-26	Reynolds-27	15,077
30	1/2	@Detroit	L	107-118	4-9	2-15	6-24	Davis-23	Rodman-34	21,454
31	1/3	@New York	L	108-135	4-9	2-16	6-25	Adams-22	Wilkins-25	15,440
32	1/5	PHILADELPHIA	L	104-120	4-10	2-16	6-26	Davis-24	Barkley-41	14,742
33	1/8	@Golden State	L	125-147	4-10	2-17	6-27	Lane-22	Hardaway-34	15,035
34	1/10	HOUSTON	L	133-156	4-11	2-17	6-28	Adams-39	Maxwell-26	7,087
35	1/12	CLEVELAND	W	128-120	5-11	2-17	7-28	Adams-28	Daugherty-38	10,327
36	1/15	@Seattle	L	99-146	5-11	2-18	7-29	Williams-16	Ellis/Barros-22	9,618
37	1/16	CHARLOTTE	W	111-104	6-11	2-18	8-29	Davis-31	Chapman-23	11,275
38	1/19	SAN ANTONIO	L	108-117	6-12	2-18	8-30	Adams-27	Robinson-28	13,851
39	1/21	MINNESOTA	W	115-110	7-12	2-18	9-30	Adams-24	Mitchell-25	7,292
40	1/24	NEW YORK	W	120-117	8-12	2-18	10-30	Adams-31	Ewing-30	10,144
41	1/26	UTAH	W	120-115	9-12	2-18	11-30	Adams-37	Malone-36	10,935
42	1/29	@Milwaukee	W	126-122	9-12	3-18	12-30	Adams-41	Pierce-28	15,993
43	1/31	NEW JERSEY	W	123-119	10-12	3-18	13-30	Adams-45	Theus-28	9,087
44	2/2	ATLANTA	W	126-125	11-12	3-18	14-30	Adams-31	Wilkins-34	14,683
45	2/5	@Phoenix	L	103-126	11-12	3-19	14-31	Rasmussen/Abdul-Rauf-16	Johnson-21	14,487
46	2/12	@Orlando	L	122-129	11-12	3-20	14-32	Abdul-Rauf-35	Skiles-33	15,077
47	2/14	@Miami	L	112-141	11-12	3-21	14-33	Woolridge-20	Kessler/Edwards-21	15,008
48	2/15	@New Jersey	L	110-138	11-12	3-22	14-34	Woolridge-34	Coleman-42	11,335
49	2/17	BOSTON	L	108-126	11-13	3-22	14-35	Woolridge-23	Bird-24	17,022S
50	2/18	@Minnesota	L	114-128	11-13	3-23	14-36	Woolridge/Abdul-Rauf-30	Campbell-25	19,006
51	2/21	PORTLAND	L	111-122	11-14	3-23	14-37	Woolridge-20	Duckworth-25	9,757
52	2/23	GOLDEN STATE	W	150-145	12-14	3-23	15-37	Adams-41	Mullin-37	14,519
53	2/24	@LA Clippers	L	112-129	12-14	3-24	15-38	Adams-29	Harper-22	13,280
54	2/26	HOUSTON	L	99-129	12-15	3-24	15-39	Woolridge-30	Floyd-40	7,969
55	2/28	LA LAKERS	L	108-121	12-16	3-24	15-40	Adams-31	Teagle-23	13,962
56	3/2	ORLANDO	W	126-111	13-16	3-24	16-40	Adams-37	Skiles-24	7,519
57	3/5	@Atlanta	L	127-139	13-16	3-25	16-41	Woolridge-32	Webb-32	13,500
58	3/7	@Indiana	L	125-145	13-16	3-26	16-42	Liberty/Rasmussen-18	Miller-33	9,598
59	3/8	@Orlando	L	113-129	13-16	3-27	16-43	Adams-27	Scott-40	15,077
60	3/10	DALLAS	W	124-110	14-16	3-27	17-43	Adams/Woolridge-31	Williams-25	11,520
61	3/12	LA CLIPPERS	L	123-126*	14-17	3-27	17-44	Adams-38	Manning-26	7,424
62	3/14	MINNESOTA	W	112-105	15-17	3-27	18-44	Adams-27	Campbell-32	7,308
63	3/15	@LA Lakers	L	117-127	15-17	3-28	18-45	Woolridge-28	Worthy-35	17,505
64	3/17	INDIANA	L	92-130	15-18	3-28	18-46	Adams-21	Person-20	10,027
65	3/18	@Chicago	L	108-121	15-18	3-29	18-47	Woolridge-21	Jordan-31	18,163
66	3/20	UTAH	L	98-106	15-19	3-29	18-48	Adams-30	K.Malone-31	10,631
67	3/21	@Golden State	L	116-136	15-19	3-30	18-49	Adams-23	Richmond-30	15,025
68	3/23	MILWAUKEE	L	136-140*	15-20	3-30	18-50	Adams-54	Ellis-25	10,750
69	3/25	DETROIT	L	94-119	15-21	3-30	18-51	Adams-19	Edwards-32	13,553
70	3/29	SACRAMENTO	W	140-122	16-21	3-30	19-51	Adams-37	Sparrow-24	9,554
71	3/30	@San Antonio	L	116-130	16-21	3-31	19-52	Woolridge/Farmer-17	Robinson-30	15,908
72	4/2	@Dallas	L	126-133	16-21	3-32	19-53	Adams-37	Harper-24	16,105
73	4/4	@Minnesota	L	122-134	16-21	3-33	19-54	Adams-34	Corbin-26	19,006
74	4/5	HOUSTON	L	120-126	16-22	3-33	19-55	Adams-41	Maxwell-45	12,434
75	4/7	SEATTLE	L	117-124	16-23	3-33	19-56	Adams-37	Johnson-31	13,779
76	4/8	@Seattle	L	112-118	16-23	3-34	19-57	Woolridge-27	Three w/-19	12,811
77	4/12	@LA Clippers	L	130-146	16-23	3-35	19-58	Adams-35	Polynice-30	13,455
78	4/13	@Utah	L	110-121	16-23	3-36	19-59	Woolridge-20	K. Malone-41	12,616
79	4/16	PHOENIX	L	118-153	16-24	3-36	19-60	Adams-23	Ceballos-34	8,298
80	4/18	@Sacramento	L	104-123	16-24	3-37	19-61	Williams-23	Simmons-26	17,014
81	4/19	SAN ANTONIO	W	125-122	17-24	3-37	20-61	Adams-30	Robinson-27	12,596
82	4/21	@Houston	L	125-131	17-24	3-38	20-62	Woolridge-30	Olajuwon-26	16,611

* Denotes number of overtime periods

S McNichols Arena sellout





1991-92 ROSTER

NO.	PLAYER	POS	HT	WT	COLLEGE/YR	EXP
3	Mahmoud Abdul-Rauf	G	6-1	170	LSU '92	1
33	Greg Anderson	F/C	6-10	230	Houston '87	4
43	Kevin Brooks	F	6-8	200	SW Louisiana '91	R
00	Anthony Cook	F/C	6-9	215	Arizona '89	1
11	Winston Garland	G	6-2	175	SW Missouri St. '87	4
10	Scott Hastings	F/C	6-11	245	Arkansas '82	9
35	Jerome Lane	F	6-6	232	Pittsburgh '89	3
30	Marcus Liberty	F	6-8	205	Illinois '91	1
21	Todd Lichti	G	6-4	205	Stanford '89	2
12	Mark Macon	G	6-5	185	Temple '91	R
55	Dikembe Mutombo	C	7-2	245	Georgetown '91	R
34	Reggie Williams	F/G	6-7	195	Georgetown '87	4
42	Joe Wolf	F/C	6-11	230	North Carolina '87	4

Head Coach: Paul Westhead (St. Joseph's '61)
Assistant Coaches: Jim Boyle (St. Joseph's '64), Mike Evans (Kansas State '78),
 Judas Prada (Linfield '79)
Trainer: Jim Gillen (Ft. Hays State '74)

NUGGETS 1991-92 TEAM HIGHS & LOWS

	HIGH	LOW
Points	123 vs. Phoenix, 12/18	*81 vs. Houston, 2/28
Field Goals Made	50 vs. Sacramento, 3/17	31 vs. Orlando, 1/4
Field Goals Attempted	106 vs. Cleveland, 2/12	*74 vs. San Antonio, 1/11
Field Goal Percentage	(.568/46-81) vs. Portland, 11/16	(.327/32-98) @ New Jersey, 12/12
Three-Pointers Made	6 vs. Miami, 2/26	*0 @ Orlando, 3/10
Three-Pointers Attempted	*12 vs. Portland, 3/4	0 @ New Jersey, 11/30
Three-Point Percentage	(.625/5-8) @ Dallas, 1/16	*(.000/0-3) @ Orlando, 3/10
Free Throws Made	31 vs. Orlando, 1/4	6 @ LA Lakers, 1/10
Free Throws Attempted	44 vs. Orlando, 1/4	*11 vs. San Antonio, 4/5
Free Throw Percentage	(.938/15-16) @ Indiana, 2/2	(.467/7-15) @ Cleveland, 3/15
Total Rebounds	60 vs. Philadelphia, 12/30	26 vs. Indiana, 2/2
Offensive Rebounds	29 @ Minnesota, 2/3	*7 vs. San Antonio, 4/5
Defensive Rebounds	41 vs. Dallas, 2/14	18 @ Seattle, 12/19
Assists	28 vs. Minnesota, 3/31	8 vs. Dallas, 11/19
Steals	16 @ Houston, 4/2	3 @ Phoenix, 11/20
Turnovers	30 @ LA Clippers, 11/8	8 vs. Orlando, 1/4
Blocked Shots	*14 vs. Utah, 3/8	0 @ New York, 2/22
Fouls	36 @ Portland, 2/11	16 vs. San Antonio, 4/5

OPPONENTS 1991-92 TEAM HIGHS & LOWS

	HIGH	LOW
Points	137 @ Houston, 4/2	77 by Minnesota, 11/7
Field Goals Made	56 @ Boston, 12/9	*27 by Seattle, 11/29
Field Goals Attempted	104 @ New Jersey, 12/12	*70 by Indiana, 2/2
Field Goal Percentage	(.615/48-78) @ LA Clippers, 4/11	(.345/29-94) @ Philadelphia, 12/11
Three-Pointers Made	7 @ Indiana, 12/14	*0 by LA Lakers, 4/15
Three-Pointers Attempted	*13 @ Indiana, 12/14	0 @ San Antonio, 2/29
Three-Point Percentage	(.800/4-5) @ Minnesota, 2/3	*(.000/0-2) by LA Lakers, 4/15
Free Throws Made	40 @ Phoenix, 11/20	9 @ New Jersey, 12/12
Free Throws Attempted	52 @ Portland, 2/11	12 @ New York, 2/22
Free Throw Percentage	(1.000/27-27) by LA Lakers, 1/30	(.548/17-31) by New Jersey, 11/30
Total Rebounds	57 @ New Jersey, 12/12	27 by Indiana, 2/2
Offensive Rebounds	24 @ Seattle, 12/19	4 by LA Lakers, 1/30
Defensive Rebounds	*42 @ Utah, 11/22	*21 by LA Lakers, 4/15
Assists	38 @ LA Clippers, 4/11	8 by Houston, 11/2
Steals	21 @ LA Clippers, 11/8	2 @ Minnesota, 2/3
Turnovers	28 @ Orlando, 3/10	8 by Dallas, 11/19
Blocked Shots	22 @ New Jersey, 12/12	*2 @ Portland, 11/12
Fouls	*32 by Orlando, 1/4	14 @ Chicago, 3/24

* Indicates repeated mark, and is the last time it happened.





1991-92 GAME-BY-GAME RESULTS (24-58)

NO.	DATE	OPP.	W-L	SCORE	HM.	RD.	TOT.	DEN. HIGH SCORER	OPP. HIGH SCORER	ATTEND.
1	11/1	GOLDEN STATE	L	105-108	0-1	0-0	0-1	Anderson-22	Hardaway-25	11,713
2	11/2	HOUSTON	W	109-101*	1-1	0-0	1-1	Mutombo-27	Maxwell-35	7,692
3	11/5	SAN ANTONIO	W	97-96	2-1	0-0	2-1	Williams-24	Carr-30	13,976
4	11/7	MINNESOTA	W	88-77	3-1	0-0	3-1	Macon-18	Campbell-18	9,837
5	11/8	@LA Clippers	L	82-106	3-1	0-1	3-2	Williams-21	Norman-18	8,957
6	11/12	@Portland	L	82-120	3-1	0-2	3-3	Mutombo-16	Porter-15	12,888
7	11/16	PORTLAND	W	121-111	4-1	0-2	4-3	Williams-31	Porter-21	13,448
8	11/19	DALLAS	L	93-96	4-2	0-2	4-4	Williams-18	Blackman-18	7,382
9	11/20	@Phoenix	L	97-113	4-2	0-3	4-5	Mutombo-21	Johnson-25	14,496
10	11/22	@Utah	L	96-121	4-2	0-4	4-6	Mutombo-28	J. Malone-31	18,700
11	11/23	CHICAGO	L	100-107	4-3	0-4	4-7	Mutombo-22	Jordan-37	17,022S
12	11/26	CHARLOTTE	W	103-97	5-3	0-4	5-7	Williams-22	Johnson-25	8,721
13	11/27	@Minnesota	L	92-101	5-3	0-5	5-8	Mutombo-23	Glass/Mitchell-22	19,006
14	11/29	SEATTLE	W	101-90	6-3	0-5	6-8	Williams-29	Johnson-20	10,613
15	11/30	NEW JERSEY	W	107-97	7-3	0-5	7-8	Abdul-Rauf-24	Mills-19	9,597
16	12/3	@Houston	W	110-100	7-3	1-5	8-8	Williams-26	Maxwell/K. Smith-20	13,023
17	12/6	LA CLIPPERS	L	100-102*	7-4	1-5	8-9	Williams-24	Grant-20	10,697
18	12/9	@Boston	L	94-132	7-4	1-6	8-10	Mutombo-21	Lewis-31	14,890
19	12/11	@Philadelphia	W	98-88	7-4	2-6	9-10	Williams-21	Hawkins-24	12,231
20	12/12	@New Jersey	L	81-121	7-4	2-7	9-11	Williams-16	Petrovic-18	7,520
21	12/14	@Indiana	L	108-129	7-4	2-8	9-12	Mutombo-26	Miller-37	10,531
22	12/16	@Detroit	L	89-103	7-4	2-9	9-13	Mutombo-22	Dumars-27	21,454
23	12/18	PHOENIX	W	123-109	8-4	2-9	10-13	Mutombo-27	Hornacek-28	9,802
24	12/19	@Seattle	L	106-119	8-4	2-10	10-14	Liberty-18	Pierce-29	10,663
25	12/21	WASHINGTON	L	102-117	8-5	2-10	10-15	Davis-20	Ellison-26	12,659
26	12/26	GOLDEN STATE	L	100-110	8-6	2-10	10-16	Anderson-18	Mullin-31	17,022S
27	12/28	BOSTON	W	97-90	9-6	2-10	11-16	Macon-21	Lewis-27	17,022S
28	12/30	PHILADELPHIA	W	109-93	10-6	2-10	12-16	Mutombo-26	Barkley-25	17,022S
29	1/2	@Golden State	L	111-125	10-6	2-11	12-17	Mutombo-29	Hardaway-27	15,025
30	1/4	ORLANDO	W	93-91	11-6	2-11	13-17	Anderson-21	Reynolds-21	11,354
31	1/7	SEATTLE	L	99-106	11-7	2-11	13-18	Mutombo-27	Pierce-28	8,877
32	1/8	@Phoenix	L	114-135	11-7	2-12	13-19	Mutombo-24	Hornacek-24	14,496
33	1/10	@LA Lakers	L	88-102	11-7	2-13	13-20	Williams-23	Worthy-26	17,000
34	1/11	SAN ANTONIO	L	85-96	11-8	2-13	13-21	Williams-18	Strickland-22	17,022S
35	1/13	SACRAMENTO	W	111-109	12-8	2-13	14-21	Williams-26	Simmons-31	13,536
36	1/14	@Houston	L	94-111	12-8	2-14	14-22	Anderson/Abdul-Rauf-20	Olajuwon-25	13,789
37	1/16	@Dallas	W	101-90	12-8	3-14	15-22	Garland-25	Harper-24	15,506
38	1/19	ATLANTA	L	93-119	12-9	3-14	15-23	Mutombo-23	Willis-25	15,412
39	1/21	@Sacramento	L	85-94	12-9	3-15	15-24	Mutombo-17	Simmons/Webb-18	17,014
40	1/23	UTAH	W	115-111	13-9	3-15	16-24	Anderson-23	K. Malone-38	14,399
41	1/25	MILWAUKEE	W	107-100*	14-9	3-15	17-24	Anderson-23	Malone-21	13,965
42	1/30	LA LAKERS	L	96-106	14-10	3-15	17-25	Williams-24	Scott-28	14,707
43	1/31	@Golden State	L	103-124	14-10	3-16	17-26	Liberty-22	Mullin-26	15,025
44	2/2	INDIANA	L	122-128	14-11	3-16	17-27	Williams-27	Person-27	11,491
45	2/3	@Minnesota	L	99-114	14-11	3-17	17-28	Mutombo-39	Campbell-30	18,434
46	2/6	@Milwaukee	L	97-106	14-11	3-18	17-29	Mutombo-27	Ellis-25	15,527
47	2/11	@Portland	L	112-121	14-11	3-18	17-30	Williams-19	Drexler-28	12,888
48	2/12	CLEVELAND	W	108-102	15-11	3-19	18-30	Williams-24	Ehlo-25	12,392
49	2/14	DALLAS	W	105-85	16-11	3-19	19-30	Williams-22	Harper-20	12,223
50	2/15	@Utah	L	93-106	16-11	3-20	19-31	Williams-21	J. Malone-24	19,911
51	2/19	@Charlotte	L	104-106	16-11	3-21	19-32	Williams-31	Johnson-34	23,698
52	2/21	@Washington	W	106-99	16-11	4-21	20-32	Williams-20	Ellison-30	18,756
53	2/22	@New York	L	87-98	16-11	4-22	20-33	Mutombo-17	Ewing-26	19,763
54	2/24	@Atlanta	L	95-117	16-11	4-23	20-34	Liberty-21	Willis-21	9,673
55	2/26	MIAMI	L	98-105	16-12	4-23	20-35	Abdul-Rauf-23	Rice-38	8,944
56	2/28	HOUSTON	L	81-84	16-13	4-23	20-36	Williams-20	K. Smith-25	16,206
57	2/29	@San Antonio	L	112-115	16-13	4-24	20-37	Anderson-22	Robinson-34	16,057
58	3/3	@Seattle	L	99-111	16-13	4-25	20-38	Williams-21	Kemp-21	9,865
59	3/4	PORTLAND	L	100-129	16-14	4-25	20-39	Liberty-22	Ainge-23	13,704
60	3/6	DETROIT	L	91-106	16-15	4-25	20-40	Anderson-26	Dumars-30	17,022S
61	3/8	UTAH	L	88-112	16-16	4-25	20-41	Lichti/Macon-16	K. Malone-23	10,251
62	3/10	@Orlando	W	89-82	16-16	5-25	21-41	Williams-20	Bowie-24	15,151
63	3/13	@Miami	L	109-113	16-16	5-26	21-42	Liberty-17	Rice-29	15,008
64	3/15	@Cleveland	L	91-100	16-16	5-27	21-43	Garland-26	Price-29	16,549
65	3/17	SACRAMENTO	W	118-100	17-16	5-27	22-43	Williams-27	Richmond-24	13,439
66	3/19	@Utah	L	100-115	17-16	5-28	22-44	Liberty-23	K. Malone-31	19,911
67	3/21	LA CLIPPERS	L	87-114	17-17	5-28	22-45	Davis-17	Manning-18	15,581
68	3/23	@Minnesota	W	100-95	17-17	6-28	23-45	Williams-19	West-20	19,006
69	3/24	@Chicago	L	103-116	17-17	6-29	23-46	Williams-32	Jordan-50	18,382
70	3/26	NEW YORK	L	104-106	17-18	6-29	23-47	Williams-27	Jackson-25	16,202
71	3/28	PHOENIX	L	101-121	17-19	6-29	23-48	Liberty-18	Hornacek-25	17,022S
72	3/29	@Dallas	L	98-105	17-19	6-30	23-49	Liberty/Macon-19	Blackman-22	16,203
73	3/31	MINNESOTA	L	114-121*	17-20	6-30	23-50	Williams-23	Richardson-27	12,335
74	4/2	@Houston	L	114-137	17-20	6-31	23-51	Liberty-23	Olajuwon/Floyd-17	13,651
75	4/5	SAN ANTONIO	L	87-90	17-21	6-31	23-52	Williams-25	Cummings-24	13,317
76	4/7	UTAH	L	101-124	17-22	6-31	23-53	Williams-20	K. Malone-24	13,537
77	4/9	@Sacramento	L	107-124	17-22	6-32	23-54	Liberty-25	Simmons-32	17,014
78	4/11	@LA Clippers	L	88-122	17-22	6-33	23-55	Liberty-19	Smith-29	15,800
79	4/13	@LA Lakers	L	93-100	17-22	6-34	23-56	Liberty-24	Teagle-27	17,137
80	4/15	LA LAKERS	W	110-107	18-22	6-34	24-56	Anderson-30	Divac-23	14,019
81	4/17	@San Antonio	L	94-108	18-22	6-35	24-57	Davis-20	Cummings-34	16,057
82	4/19	DALLAS	L	92-104	18-23	6-35	24-58	Williams-21	Iuzzolino-21	13,141

* Denotes number of overtime periods S McNichols Arena sellout





1992-93 ROSTER

NO.	PLAYER	POS	HT	WT	COLLEGE/YR	EXP
3	Mahmoud Abdul-Rauf	G	6-1	170	LSU '92	2
43	Kevin Brooks	F	6-8	200	SW Louisiana '91	1
00	Anthony Cook	F/C	6-9	215	Arizona '89	2
20	LaPhonso Ellis	F	6-8	240	Notre Dame '92	R
12	Winston Garland	G	6-2	175	SW Missouri St. '87	5
10	Scott Hastings	F/C	6-11	245	Arkansas '82	10
30	Marcus Liberty	F	6-8	205	Illinois '91	2
24	Todd Lichti	G	6-4	205	Stanford '89	3
1	Mark Macon	G	6-5	185	Temple '91	1
55	Dikembe Mutombo	C	7-2	245	Georgetown '91	1
14	Robert Pack	G	6-2	190	USC '91	1
23	Bryant Stith	G	6-5	208	Virginia '92	R
28	Robert Werdann	C	6-11	250	St. John's '92	R
34	Reggie Williams	F/G	6-7	195	Georgetown '87	5

Head Coach: Dan Issel (Kentucky '70)
Assistant Coaches: Gene Littles (High Point '69), Mike Evans (Kansas State '78)
Trainer: Jim Gillen (Ft. Hays State '74)

NUGGETS 1992-93 TEAM HIGHS & LOWS

	HIGH	LOW
Points	137 vs. Dallas, 4/21	80 @ Philadelphia, 3/23
Field Goals Made	54 vs. Dallas, 4/21	31 @ Minnesota, 1/15
Field Goals Attempted	115 @ Charlotte, 12/12	75 vs. Dallas, 2/6
Field Goal Percentage	(.575/50-87) @ Washington, 3/10	(.320/32-100) @ Chicago, 11/14
Three-Pointers Made	6 vs. LA Lakers, 3/2	*0 @ Golden State, 4/12
Three-Pointers Attempted	*12 @ Utah, 3/29	*1 @ San Antonio, 1/19
Three-Point Percentage	(.800/4-5) @ New Jersey, 1/28	*(.000/0-4) @ Golden State, 4/12
Free Throws Made	44 vs. Dallas, 2/6	7 @ Houston, 12/26
Free Throws Attempted	57 vs. Dallas, 2/6	*10 vs. Cleveland, 1/23
Free Throw Percentage	(.952/20-21) @ Houston, 2/27	(.533/8-15) @ Phoenix, 12/27
Total Rebounds	65 vs. LA Clippers, 4/18	27 @ San Antonio, 1/19
Offensive Rebounds	25 vs. LA Clippers, 4/18	6 @ San Antonio, 1/19
Defensive Rebounds	44 vs. Miami, 3/15	18 vs. Orlando, 3/20
Assists	35 @ Dallas, 1/21	10 vs. Dallas, 2/6
Steals	14 vs. Minnesota, 4/4	*3 @ San Antonio, 4/22
Turnovers	34 @ LA Lakers, 11/22	6 vs. Cleveland, 1/23
Blocked Shots	16 vs. New York, 1/13	*2 @ Portland, 1/12
Fouls	38 @ Utah, 12/5	16 @ Cleveland, 3/8

OPPONENTS 1992-93 TEAM HIGHS & LOWS

	HIGH	LOW
Points	131 @ San Antonio, 4/22	83 by LA Clippers, 4/18
Field Goals Made	53 @ Cleveland, 3/8	30 by Dallas, 1/16
Field Goals Attempted	112 @ Miami, 2/15	70 @ Utah, 2/3
Field Goal Percentage	(.605/49-81) @ Boston, 12/9	(.347/35-101) by New York, 1/13
Three-Pointers Made	8 by Houston, 4/14	*0 by LA Clippers, 4/18
Three-Pointers Attempted	16 by LA Lakers, 3/2	0 by LA Lakers, 12/19
Three-Point Percentage	(1.000/5-5) @ San Antonio, 4/22	*(.000/0-5) vs. LA Clippers, 4/18
Free Throws Made	41 by Philadelphia, 2/12	10 @ Minnesota, 3/16
Free Throws Attempted	51 by Minnesota, 11/21	11 @ Minnesota, 3/16
Free Throw Percentage	(.933/28-30) @ San Antonio, 4/22	(.517/15-29) @ Atlanta, 12/11
Total Rebounds	62 @ New Jersey, 3/6	31 by Sacramento, 11/25
Offensive Rebounds	24 @ New Jersey, 3/6	6 @ Boston, 12/9
Defensive Rebounds	46 @ Charlotte, 12/12	19 @ Seattle, 1/2
Assists	45 @ Cleveland, 3/8	11 by LA Clippers, 4/18
Steals	17 by Seattle, 2/23	2 @ Cleveland, 1/23
Turnovers	27 by Sacramento, 2/5	8 @ Washington, 3/10
Blocked Shots	17 @ Philadelphia, 3/23	0 by Minnesota, 4/4
Fouls	*36 @ Dallas, 2/24	11 @ Phoenix, 12/27

* Indicates repeated mark, and is the last time it happened.





1992-93 GAME-BY-GAME RESULTS (36-46)

NO.	DATE	OPP.	W-L	SCORE	HM.	RD.	TOT.	DEN. HIGH SCORER	OPP. HIGH SCORER	ATTEND.
1	11/7	SAN ANTONIO	W	125-121**	1-0	0-0	1-0	Abdul-Rauf-32	Robinson-30	17,022S
2	11/8	@Portland	L	104-123	1-0	0-1	1-1	Abdul-Rauf-32	Drexler-29	12,888
3	11/10	UTAH	L	109-118	1-1	0-1	1-2	Abdul-Rauf-27	K. Malone-29	10,456
4	11/14	@Chicago	L	84-117	1-1	0-2	1-3	Mutombo-17	Jordan-18	18,676
5	11/15	@Milwaukee	L	98-115	1-1	0-3	1-4	Abdul-Rauf-20	Edwards-32	14,882
6	11/17	@Indiana	L	98-128	1-1	0-4	1-5	Abdul-Rauf-23	Smits-27	10,034
7	11/19	DETROIT	W	99-87	2-1	0-4	2-5	Mutombo-23	Dumars-25	12,506
8	11/21	MINNESOTA	W	131-118	3-1	0-4	3-5	Lichti-24	Laettner-23	12,457
9	11/22	@LA Lakers	L	107-119	3-1	0-5	3-6	Abdul-Rauf-20	Threatt-32	13,841
10	11/25	SACRAMENTO	W	114-99	4-1	0-5	4-6	Abdul-Rauf-23	Richmond-20	8,467
11	11/27	@LA Clippers	W	109-106	4-1	1-5	5-6	Abdul-Rauf/Liberty-19	Harper-20	10,583
12	11/28	LA CLIPPERS	L	119-121	4-2	1-5	5-7	Ellis-27	M. Jackson-27	15,241
13	12/1	HOUSTON	W	112-105	5-2	1-5	6-7	Williams-35	Olajuwon-30	10,147
14	12/4	GOLDEN STATE	W	116-113	6-2	1-5	7-7	Mutombo-26	Mullin-34	12,936
15	12/5	@Utah	L	89-119	6-2	1-6	7-8	Ellis-14	K. Malone-30	19,911
16	12/9	@Boston	L	119-129	6-2	1-7	7-9	Abdul-Rauf-26	Lewis-36	14,890
17	12/11	@Atlanta	L	107-112*	6-2	1-8	7-10	Williams-27	Wilkins-30	10,885
18	12/12	@Charlotte	L	100-109	6-2	1-9	7-11	Williams-21	Three w/12	23,698
19	12/14	@New York	L	89-106	6-2	1-10	7-12	Abdul-Rauf-26	Smith-23	16,781
20	12/16	PORTLAND	L	99-100	6-3	1-10	7-13	Ellis-21	Drexler-25	11,816
21	12/19	LA LAKERS	L	86-92	6-4	1-10	7-14	Abdul-Rauf-21	Threatt-27	17,022S
22	12/22	@San Antonio	L	108-113	6-4	1-11	7-15	Plummer-20	Elliott/Ellis-23	16,057
23	12/23	PHOENIX	L	96-111	6-5	1-11	7-16	Abdul-Rauf-22	Majerle-25	17,022S
24	12/26	@Houston	L	82-90	6-5	1-12	7-17	Williams-16	Olajuwon-18	14,775
25	12/27	@Phoenix	L	88-129	6-5	1-13	7-18	Three w/12	Dumas-27	19,023
26	12/30	SAN ANTONIO	L	94-114	6-6	1-13	7-19	Abdul-Rauf-24	Robinson-29	17,022S
27	1/2	@Seattle	L	104-108	6-6	1-14	7-20	Williams-22	McKey-27	14,252
28	1/5	@Sacramento	L	106-126	6-6	1-15	7-21	Ellis-20	Richmond-25	17,317
29	1/8	HOUSTON	W	115-90	7-6	1-15	8-21	Williams/Abdul-Rauf-19	Olajuwon-18	13,032
30	1/9	SEATTLE	L	95-107	7-7	1-15	8-22	Williams/Pack-19	Kemp-25	12,933
31	1/12	@Portland	L	100-109	7-7	1-16	8-23	Williams-22	Robinson-19	12,888
32	1/13	NEW YORK	W	108-92	8-7	1-16	9-23	Williams-22	Starks-27	14,749
33	1/15	@Minnesota	L	89-99	8-7	1-17	9-24	Abdul-Rauf-20	Person-19	18,777
34	1/16	DALLAS	W	106-91	9-7	1-17	10-24	Pack-19	Harper-35	14,568
35	1/19	@San Antonio	L	110-121	9-7	1-18	10-25	Williams-30	Robinson-29	16,057
36	1/21	@Dallas	W	110-94	9-7	2-18	11-25	Abdul-Rauf-20	Moore-16	11,133
37	1/23	CLEVELAND	W	97-95	10-7	2-18	12-25	Abdul-Rauf-28	Nance/Price-20	17,022S
38	1/25	MINNESOTA	W	102-97	11-7	2-18	13-25	Abdul-Rauf-24	Person-29	10,178
39	1/27	@Golden State	L	95-123	11-7	2-19	13-26	Abdul-Rauf-17	Marcilionis-21	15,025
40	1/28	NEW JERSEY	W	110-100	12-7	2-19	14-26	Abdul-Rauf-32	Petrovic-21	10,582
41	1/30	CHICAGO	W	109-102	13-7	2-19	15-26	Mutombo-29	Jordan-39	17,022S
42	2/3	@Utah	L	96-100	13-7	2-20	15-27	Liberty-20	K. Malone-28	19,911
43	2/5	SACRAMENTO	W	116-103	14-7	2-20	16-27	Williams-29	Webb-21	14,409
44	2/6	DALLAS	W	111-93	15-7	2-20	17-27	Williams-23	White-15	13,546
45	2/9	@Seattle	W	96-92	15-7	3-20	18-27	Liberty/Ellis-16	Johnson-22	12,093
46	2/10	@LA Lakers	L	102-111	15-7	3-21	18-28	Abdul-Rauf-20	Worthy-21	14,351
47	2/12	PHILADELPHIA	W	126-122	16-7	3-21	19-28	Abdul-Rauf-31	Hornacek-37	16,211
48	2/13	WASHINGTON	W	123-104	17-7	3-21	20-28	Pack-21	Johnson-21	17,022S
49	2/15	@Miami	L	129-130**	17-7	3-22	20-29	Abdul-Rauf-27	Shaw-23	14,888
50	2/17	@Orlando	L	99-111	17-7	3-23	20-30	Abdul-Rauf-25	O'Neal-24	15,151
51	2/23	SEATTLE	L	99-103	17-8	3-23	20-31	Stith-17	Pierce-26	15,102
52	2/24	@Dallas	W	113-92	17-8	4-23	21-31	Abdul-Rauf/Ellis-23	Harper-23	10,780
53	2/27	@Houston	L	102-107	17-8	4-24	21-32	Williams-24	Olajuwon-24	15,244
54	2/28	CHARLOTTE	W	110-103	18-8	4-24	22-32	Abdul-Rauf-28	Mourning-24	17,022S
55	3/2	LA LAKERS	W	127-115	19-8	4-24	23-32	Liberty-25	Threatt-25	17,022S
56	3/4	PORTLAND	W	103-88	20-8	4-24	24-32	Abdul-Rauf-28	Kersey-15	15,177
57	3/6	@New Jersey	L	90-117	20-8	4-25	24-33	Hammonds-18	Petrovic-25	20,049
58	3/8	@Cleveland	L	107-122	20-8	4-26	24-34	Pack-22	Wilkins-23	18,289
59	3/10	@Washington	W	126-112	20-8	5-26	25-34	Ellis/Mutombo-20	Gugliotta-26	18,756
60	3/11	@Detroit	L	104-112	20-8	5-27	25-35	Mutombo-27	Thomas-33	21,454
61	3/15	MIAMI	L	100-103*	20-9	5-27	25-36	Abdul-Rauf-22	Rice-30	13,009
62	3/16	@Minnesota	L	97-100	20-9	5-28	25-37	Abdul-Rauf-24	West-28	17,818
63	3/18	BOSTON	L	101-105	20-10	5-28	25-38	Pack-27	Lewis-24	16,194
64	3/20	ORLANDO	L	108-114	20-11	5-28	25-39	Williams-24	Anderson-32	17,022S
65	3/22	UTAH	W	107-93	21-11	5-28	26-39	Mutombo-21	J. Malone-19	17,022S
66	3/23	@Philadelphia	L	80-88	21-11	5-29	26-40	Ellis-18	Hawkins-19	7,132
67	3/25	GOLDEN STATE	W	99-88	22-11	5-29	27-40	Mutombo-21	Alexander-20	12,854
68	3/27	INDIANA	W	123-106	23-11	5-29	28-40	Williams-29	Miller-26	17,022S
69	3/29	@Utah	W	114-101	23-11	6-29	29-40	Abdul-Rauf-23	K. Malone-26	19,911
70	3/31	ATLANTA	L	94-103	23-12	6-29	29-41	Ellis-23	Wilkins-23	15,202
71	4/2	MILWAUKEE	W	116-107	24-12	6-29	30-41	Stith-24	Day-30	15,970
72	4/4	MINNESOTA	W	120-94	25-12	6-29	31-41	Abdul-Rauf-24	West-29	16,461
73	4/6	@Sacramento	W	101-100	25-12	7-29	32-41	Abdul-Rauf-23	Webb-20	17,317
74	4/9	@Phoenix	L	97-98	25-12	7-30	32-42	Abdul-Rauf-20	Barkley-26	19,023
75	4/10	@LA Clippers	L	101-117	25-12	7-31	32-43	Abdul-Rauf-23	Manning-21	14,354
76	4/12	@Golden State	W	107-96	25-12	8-31	33-43	Williams-33	Alexander-22	15,025
77	4/14	HOUSTON	L	96-107	25-13	8-31	33-44	Abdul-Rauf-24	Maxwell-30	15,375
78	4/16	@Dallas	L	86-99	25-13	8-32	33-45	Mutombo-21	Jackson-29	13,964
79	4/18	LA CLIPPERS	W	94-83	26-13	8-32	34-45	Abdul-Rauf-24	Harper-17	16,075
80	4/21	DALLAS	W	137-122	27-13	8-32	35-45	Ellis/Abdul-Rauf-21	Jackson-29	16,490
81	4/22	San Antonio	L	111-131	27-13	8-33	35-46	Abdul-Rauf-20	Ellis-30	16,057
82	4/25	PHOENIX	W	120-118	28-13	8-33	36-46	Abdul-Rauf-23	Dumas-25	17,022S

* Denotes number of overtime periods S McNichols Arena sellout





1993-94 ROSTER

NO.	PLAYER	POS	HT	WT	COLLEGE/YR	EXP
3	Mahmoud Abdul-Rauf	G	6-1	162	LSU '92	3
43	Kevin Brooks	F	6-8	200	SW Louisiana '91	2
20	LaPhonso Ellis	F	6-8	240	Notre Dame '92	1
21	Tom Hammonds	F	6-9	225	Georgia Tech '89	4
4	Darnell Mee	G	6-5	175	Western Kentucky '93	R
55	Dikembe Mutombo	C	7-2	250	Georgetown '91	2
14	Robert Pack	G	6-2	190	USC '91	2
42	Mark Randall	F	6-9	235	Kansas '91	2
7	Alvin Robertson	G	6-4	208	Arkansas '84	11
54	Rodney Rogers	F	6-7	255	Wake Forest '94	R
23	Bryant Stith	G	6-5	208	Virginia '92	1
8	Brian Williams	F	6-11	260	Arizona '92	2
34	Reggie Williams	F/G	6-7	195	Georgetown '87	6

Head Coach: Dan Issel (Kentucky '70)
Assistant Coaches: Gene Littles (High Point '69), Mike Evans (Kansas State '78)
Trainer: Jim Gillen (Ft. Hays State '74)

NUGGETS 1993-94 TEAM HIGHS & LOWS

	HIGH	LOW
Points	132 vs. Washington, 3/20	74 vs. San Antonio, 11/16
Field Goals Made	52 vs. Washington, 3/20	29 vs. Sacramento, 3/18
Field Goals Attempted	100 vs. Portland, 1/18	69 vs. New York, 2/25
Field Goal Percentage	(.597/43-72) vs. Dallas, 12/5	(.355/32-90) @ San Antonio, 2/10
Three-Pointers Made	7 vs. San Antonio, 3/14	*0 vs. LA Lakers, 4/19
Three-Pointers Attempted	14 vs. Sacramento, 3/18	0 vs. Minnesota, 12/26
Three-Point Percentage	(.583/7-12) vs. San Antonio, 3/14	*(.000/0-6) vs. LA Lakers, 4/19
Free Throws Made	41 vs. Sacramento, 3/18	8 vs. Philadelphia, 1/2
Free Throws Attempted	53 vs. Sacramento, 3/18	11 @ Portland, 11/23
Free Throw Percentage	(.900/18-20) @ Houston, 2/22	(.526/10-19) @ Minnesota, 11/20
Total Rebounds	61 @ Houston, 12/23	31 vs. Philadelphia, 1/2
Offensive Rebounds	24 vs. LA Clippers, 11/7	4 @ Phoenix, 4/3
Defensive Rebounds	44 @ Houston, 12/23	18 vs. Golden State, 11/13
Assists	39 @ Milwaukee, 2/16	13 vs. LA Clippers, 11/7
Steals	16 vs. Golden State, 11/13	2 @ San Antonio, 12/11
Turnovers	24 @ Charlotte, 12/17	7 vs. San Antonio, 3/14
Blocked Shots	18 vs. LA Clippers, 4/5	1 @ San Antonio, 12/11
Fouls	32 @ Minnesota, 1/5	13 @ LA Lakers, 4/8

OPPONENTS 1993-94 TEAM HIGHS & LOWS

	HIGH	LOW
Points	130 @ Phoenix, 11/24	78 @ San Antonio, 4/13
Field Goals Made	49 @ Seattle, 11/9	*29 @ San Antonio, 4/13
Field Goals Attempted	99 by Charlotte, 12/3	69 @ San Antonio, 4/13
Field Goal Percentage	(.585/48-82) by Chicago, 2/1	(.312/29-93) @ LA Lakers, 11/12
Three-Pointers Made	8 @ Seattle, 11/9	0 vs. Minnesota, 3/6
Three-Pointers Attempted	20 by Sacramento, 3/18	*1 @ Indiana, 1/12
Three-Point Percentage	(.625/5-8) by Sacramento, 3/18	(.000/0-2) vs. Minnesota, 3/6
Free Throws Made	36 @ Indiana, 1/12	11 by LA Clippers, 4/5
Free Throws Attempted	46 @ Phoenix, 11/24	16 by LA Clippers, 4/5
Free Throw Percentage	(1.000/20-20) by Portland, 1/18	(.520/13-25) by LA Lakers, 4/19
Total Rebounds	53 @ Miami, 3/9	30 by Washington, 3/20
Offensive Rebounds	23 @ Orlando, 3/8	5 @ Indiana, 1/12
Defensive Rebounds	39 by Golden State, 12/30	19 @ LA Lakers, 4/8
Assists	37 @ Phoenix, 11/24	10 by Dallas, 2/6
Steals	16 @ Washington, 3/11	2 by Boston, 2/23
Turnovers	24 @ LA Clippers, 4/20	6 by Chicago, 2/1
Blocked Shots	13 by Golden State, 12/30	1 by Cleveland, 11/18
Fouls	37 by Sacramento, 3/18	14 @ Milwaukee, 2/16

* Indicates repeated mark, and is the last time it happened.





1993-94 GAME-BY-GAME RESULTS (42-40)

NO.	DATE	OPP.	W-L	SCORE	HM.	RD.	TOT.	DEN. HIGH SCORER	OPP. HIGH SCORER	ATTEND.
1	11/5	@Sacramento	L	100-109	0-0	0-1	0-1	Abdul-Rauf-25	Tisdale-21	17,317
2	11/7	LA CLIPPERS	W	99-97	1-0	0-1	1-1	Abdul-Rauf-26	Manning-33	17,171S
3	11/9	@Seattle	L	86-118	1-0	0-2	1-2	Abdul-Rauf-25	Perkins-28	14,253
4	11/12	@LA Lakers	W	113-84	1-0	1-2	2-2	Abdul-Rauf-25	Christie-21	11,215
5	11/13	GOLDEN STATE	L	98-106	1-1	1-2	2-3	Abdul-Rauf-28	Sprewell-19	17,171S
6	11/16	SAN ANTONIO	L	74-86	1-2	1-2	2-4	Abdul-Rauf-16	Ellis/Robinson-17	13,549
7	11/18	CLEVELAND	W	100-93	2-2	1-2	3-4	Abdul-Rauf-22	Williams-20	13,381
8	11/20	@Minnesota	W	90-89	2-2	2-2	4-4	Abdul-Rauf/Stith-22	Rider-20	18,023
9	11/23	@Portland	L	94-109	2-2	2-3	4-5	Abdul-Rauf-24	Drexler-27	12,888
10	11/24	@Phoenix	L	97-130	2-2	2-4	4-6	Ellis-14	Barkley-21	19,023
11	11/26	PORTLAND	W	112-101	3-2	2-4	5-6	Abdul-Rauf/Stith-28	C. Robinson-28	17,171S
12	11/27	NEW JERSEY	W	111-89	4-2	2-4	6-6	Rogers-23	Edwards-21	16,127
13	11/30	@Utah	L	92-103	4-2	2-5	6-7	Abdul-Rauf-18	K. Malone-28	18,546
14	12/3	CHARLOTTE	W	102-94	5-2	2-5	7-7	Abdul-Rauf-25	Mourning-36	17,171S
15	12/5	DALLAS	W	115-110	6-2	2-5	8-7	Abdul-Rauf-22	Mashburn-28	13,991
16	12/7	@Golden State	L	90-95	6-2	2-6	8-8	R. Williams-16	Sprewell-23	15,025
17	12/10	UTAH	W	107-98	7-2	2-6	9-8	Abdul-Rauf-25	K. Malone-27	16,327
18	12/11	@San Antonio	L	100-105	7-2	2-7	9-9	Stith-33	Robinson-31	16,784
19	12/14	@New York	L	84-93	7-2	2-8	9-10	Ellis-21	Ewing-20	19,763
20	12/15	@Philadelphia	L	93-101	7-2	2-9	9-11	Abdul-Rauf-23	Hornacek-25	9,243
21	12/17	@Charlotte	L	96-99	7-2	2-10	9-12	Stith-19	Mourning-26	23,698
22	12/18	@Atlanta	L	96-102	7-2	2-11	9-13	Abdul-Rauf-22	Willis-31	12,505
23	12/21	PHOENIX	W	121-95	8-2	2-11	10-13	Abdul-Rauf-27	Green-20	17,171S
24	12/23	@Houston	W	106-93	8-2	3-11	11-13	Abdul-Rauf-24	Olajuwon-35	16,611
25	12/26	MINNESOTA	W	100-97	9-2	3-11	12-13	Ellis/R. Williams-16	Person-22	17,171S
26	12/28	@Dallas	W	97-85	9-2	4-11	13-13	Stith-21	Rooks-25	14,136
27	12/30	GOLDEN STATE	W	101-96	10-2	4-11	14-13	Abdul-Rauf-22	Sprewell-28	17,171S
28	1/2	PHILADELPHIA	L	80-96	10-3	4-11	14-14	Ellis-15	Weatherspoon-21	13,496
29	1/4	LA LAKERS	L	118-119	10-4	4-11	14-15	R. Williams-27	Worthy-27	17,171S
30	1/5	@Minnesota	L	95-109	10-4	4-12	14-16	Abdul-Rauf-25	Williams-22	17,134
31	1/7	SAN ANTONIO	L	76-84	10-5	4-12	14-17	R. Williams-18	Robinson-18	16,035
32	1/8	SACRAMENTO	W	104-98	11-5	4-12	15-17	Ellis-22	Richmond-28	14,709
33	1/11	@Detroit	W	94-86	11-5	5-12	16-17	Ellis/R. Williams-19	Dumars-18	17,685
34	1/12	@Indiana	L	96-107	11-5	5-13	16-18	Stith-20	Miller-29	9,335
35	1/14	@New Jersey	L	96-103	11-5	5-14	16-19	Three w/15	Gilliam-24	20,049
36	1/16	@Boston	L	100-105	11-5	5-15	16-20	Abdul-Rauf-20	Radja-29	14,890
37	1/18	PORTLAND	L	103-104*	11-6	5-15	16-21	Ellis-28	C. Robinson-32	14,295
38	1/20	HOUSTON	W	111-106**	12-6	5-15	17-21	R. Williams-25	Thorpe-24	17,171S
39	1/22	SEATTLE	W	98-91	13-6	5-15	18-21	Abdul-Rauf-22	Kemp-26	17,171S
40	1/27	INDIANA	W	113-106	14-6	5-15	19-21	Rogers-25	Miller-21	15,529
41	1/29	DETROIT	W	128-110	15-6	5-15	20-21	Stith-23	Dumars-31	17,171S
42	2/1	CHICAGO	L	98-118	15-7	5-15	20-22	Rogers-18	Pippen-28	17,171S
43	2/2	@Golden State	L	84-97	15-7	5-16	20-23	Ellis-18	Mullin-22	15,025
44	2/4	@Sacramento	W	108-83	15-7	6-16	21-23	Ellis-19	Smith-14	17,317
45	2/6	DALLAS	W	99-89	16-7	6-16	22-23	Ellis-21	Mashburn-17	15,389
46	2/8	UTAH	L	95-96	16-8	6-16	22-24	Rogers-23	K. Malone-24	14,897
47	2/10	@San Antonio	L	87-94	16-8	6-17	22-25	Ellis-23	Robinson-29	17,583
48	2/15	@Cleveland	L	99-111	16-8	6-18	22-26	Abdul-Rauf/Ellis-21	Wilkins-27	17,124
49	2/16	@Milwaukee	W	107-95	16-8	7-18	23-26	Abdul-Rauf-21	Barry-17	14,131
50	2/18	@Chicago	W	109-84	16-8	8-18	24-26	Stith-28	Pippen-18	18,676
51	2/20	ATLANTA	W	97-92	17-8	8-18	25-26	Abdul-Rauf-19	Willis-22	17,171S
52	2/22	@Houston	L	97-98	17-8	8-19	25-27	Ellis-19	Olajuwon-33	12,043
53	2/23	BOSTON	W	102-94	18-8	8-19	26-27	Ellis-29	Fox-20	17,171S
54	2/25	NEW YORK	W	102-94	19-8	8-19	27-27	Abdul-Rauf-28	Ewing-35	17,171S
55	2/27	@Portland	L	97-104	19-8	8-20	27-28	Abdul-Rauf-28	Drexler-22	12,888
56	3/4	ORLANDO	W	98-89	20-8	8-20	28-28	R. Williams-20	Hardaway-23	17,171S
57	3/6	MINNESOTA	W	117-97	21-8	8-20	29-28	Abdul-Rauf-23	Smith-25	17,171S
58	3/8	@Orlando	L	88-95	21-8	8-21	29-29	Abdul-Rauf-21	O'Neal-29	15,291
59	3/9	@Miami	L	80-102	21-8	8-22	29-30	Rogers-14	Rice-26	14,929
60	3/11	@Washington	L	93-100	21-8	8-23	29-31	R. Williams/Rogers-19	MacLean-22	18,756
61	3/14	SAN ANTONIO	W	116-88	22-8	8-23	30-31	Abdul-Rauf-33	Del Negro-16	17,171S
62	3/17	@LA Clippers	W	102-99	22-8	9-23	31-31	Mutombo/Abdul-Rauf-21	Wilkins-35	9,661
63	3/18	SACRAMENTO	L	103-115	22-9	9-23	31-32	Pack-24	Richmond-29	17,171S
64	3/20	WASHINGTON	W	132-99	23-9	9-23	32-32	Abdul-Rauf-23	Chapman-39	17,171S
65	3/22	MILWAUKEE	W	108-94	24-9	9-23	33-32	Abdul-Rauf-22	Murdock-30	15,424
66	3/24	MIAMI	W	113-101	25-9	9-23	34-32	Abdul-Rauf-25	Rice-18	17,171S
67	3/26	DALLAS	W	112-101	26-9	9-23	35-32	Mutombo-27	Jackson-20	17,171S
68	3/28	@Seattle	L	97-111	26-9	9-24	35-33	Ellis-20	Payton-23	14,551
69	4/2	@Utah	L	91-101	26-9	9-25	35-34	Abdul-Rauf-19	Malone-31	19,911
70	4/3	@Phoenix	L	98-108	26-9	9-26	35-35	Abdul-Rauf-21	K. Johnson-42	19,023
71	4/5	LA CLIPPERS	L	91-92	26-10	9-26	35-36	Abdul-Rauf/Ellis-21	Grant-26	16,716
72	4/7	SEATTLE	W	104-90	27-10	9-26	36-36	R. Williams-24	Kemp-20	17,171S
73	4/8	@LA Lakers	W	112-99	27-10	10-26	37-36	Rogers-21	Divac-33	17,505
74	4/10	HOUSTON	L	92-93	27-11	10-26	37-37	Abdul-Rauf-29	Olajuwon-31	17,171S
75	4/12	PHOENIX	L	102-107	27-12	10-26	37-38	Abdul-Rauf-25	K. Johnson-25	17,171S
76	4/13	@San Antonio	W	83-78	27-12	11-26	38-38	Rogers-18	Robinson-32	16,746
77	4/15	@Dallas	L	97-99	27-12	11-27	38-39	Ellis-23	Rooks-24	12,048
78	4/17	@Minnesota	W	99-88	27-12	12-27	39-39	Ellis-21	Laettner-19	17,388
79	4/19	LA LAKERS	W	105-98	28-12	12-27	40-39	Ellis-28	Divac-22	17,171S
80	4/20	@LA Clippers	W	100-85	28-12	13-27	41-39	Ellis-21	J. Williams-16	11,931
81	4/22	UTAH	L	106-113	28-13	13-27	41-40	Abdul-Rauf-31	Malone-38	17,171S
82	4/24	@Houston	W	115-107	28-13	14-27	42-40	Pack-23	Olajuwon-34	16,611

* Denotes number of overtime periods † McNichols Arena sellout





1994-95 ROSTER

NO.	PLAYER	POS	HT	WT	COLLEGE/YR	EXP
1	Mahmoud Abdul-Rauf	G	6-1	162	LSU '92	4
3	Dale Ellis	F/G	6-7	215	Tennessee '83	11
20	LaPhonso Ellis	F	6-8	240	Notre Dame '92	2
9	Greg Grant	G	5-7	140	Trenton (N.J.) State '89	5
21	Tom Hammonds	F	6-9	225	Georgia Tech '89	5
53	Cliff Levingston	C/F	6-8	225	Wichita State '82	10
55	Dikembe Mutombo	C	7-2	250	Georgetown '91	3
14	Robert Pack	G	6-2	190	USC '91	3
42	Mark Randall	F	6-9	235	Kansas '91	3
7	Eldridge Recasner	G	6-3	190	Washington '90	R
54	Rodney Rogers	F	6-7	255	Wake Forest '94	1
5	Jalen Rose	G	6-8	210	Michigan '95	R
35	Reggie Slater	F	6-7	250	Wyoming '92	R
23	Bryant Stith	G	6-5	208	Virginia '92	2
8	Brian Williams	F	6-11	260	Arizona '92	3
34	Reggie Williams	F/G	6-7	195	Georgetown '87	7

Head Coach: Bernie Bickerstaff (San Diego '68)
Assistant Coaches: Gene Littles (High Point '69), Tom Nissalke (Florida State '57)
Trainer: Jim Gillen (Ft. Hays State '74)

NUGGETS 1994-95 TEAM HIGHS & LOWS

	HIGH	LOW
Points	130 @ Golden State, 4/22	73 @ Golden State, 1/16
Field Goals Made	50 @ Golden State, 4/22	26 @ Utah, 2/1
Field Goals Attempted	104 @ Golden State, 4/22	66 vs. Utah, 2/26
Field Goal Percentage	(.613/46-75) vs. Sacramento, 3/16	(.351/26-74) @ Utah, 2/1
Three-Pointers Made	11 vs. Houston, 1/14	1 vs. Detroit, 11/17
Three-Pointers Attempted	28 @ Utah, 3/22	5 @ Boston, 12/12
Three-Point Percentage	(.714/5-7) vs. Portland, 3/8	(.083/1-12) vs. Detroit, 11/17
Free Throws Made	39 vs. Minnesota, 11/4	*7 @ Philadelphia, 2/18
Free Throws Attempted	50 vs. San Antonio, 11/15	9 @ Philadelphia, 2/18
Free Throw Percentage	(.895/17-19) @ Milwaukee, 3/12	(.536/15-28) vs. New Jersey, 1/27
Total Rebounds	67 @ LA Lakers, 11/11 (OT)	28 @ Boston, 12/12
Offensive Rebounds	23 @ LA Lakers, 11/11 (OT)	6 @ Indiana, 3/31
Defensive Rebounds	44 @ LA Lakers, 11/11 (OT)	19 @ Utah, 2/1
Assists	36 @ Golden State, 4/22	*13 @ New York, 3/14
Steals	17 @ Golden State, 4/22	1 vs. Charlotte, 12/3
Turnovers	32 @ LA Lakers, 11/11 (OT)	*9 vs. Houston, 4/9
Blocked Shots	*13 vs. San Antonio, 4/16	*2 @ Washington, 2/19
Fouls	42 @ Golden State, 4/22	13 @ LA Lakers, 2/3

OPPONENTS 1994-95 TEAM HIGHS & LOWS

	HIGH	LOW
Points	129 @ Golden State, 4/22	74 @ LA Lakers, 2/3
Field Goals Made	51 @ Utah, 2/1	25 @ Golden State, 1/16
Field Goals Attempted	115 @ LA Lakers 11/11	59 @ Seattle, 2/24
Field Goal Percentage	(.600/51-85) @ Utah, 2/1	(.313/30-96) @ Dallas, 12/1
Three-Pointers Made	16 by Houston, 4/9	*1 by Minnesota, 4/19
Three-Pointers Attempted	31 @ Phoenix, 1/17	4 @ Utah, 2/1
Three-Point Percentage	(.700/7-10) by Utah, 2/26	(.063/1-16) @ Dallas, 12/1
Free Throws Made	35 by Seattle, 4/6	7 @ LA Lakers, 2/3
Free Throws Attempted	47 by Seattle, 4/6	9 @ LA Lakers, 2/3
Free Throw Percentage	(.917/33-36) by San Antonio, 12/21	(.474/9-19) @ Houston, 1/31
Total Rebounds	64 @ Golden State, 4/22	23 by Utah, 2/26
Offensive Rebounds	32 @ Dallas, 11/8	4 @ Detroit, 3/10
Defensive Rebounds	46 @ Golden State, 4/22	18 by Utah, 2/26
Assists	41 @ Utah, 2/1	9 by LA Lakers, 2/7
Steals	*18 @ Seattle, 2/24	1 by Golden State, 11/5
Turnovers	*24 @ Golden State, 4/22	9 @ Phoenix, 1/17
Blocked Shots	13 @ Utah, 3/22	0 by Phoenix, 4/14
Fouls	38 @ LA Lakers, 11/11	13 Houston, 1/31

* Indicates repeated mark, and is the last time it happened.





1994-95 GAME-BY-GAME RESULTS (41-41)

NO.	DATE	OPP.	W-L	SCORE	HM.	RD.	TOT.	DEN. HIGH SCORER	OPP. HIGH SCORER	ATTEND.
1	11/4	MINNESOTA	W	130-108	1-0	0-0	1-0	Stith-25	Marshall-26	17,171S
2	11/5	GOLDEN ST.	L	104-108	1-1	0-0	1-1	Rogers-22	Hardaway-28	17,171S
3	11/8	@Dallas	W	115-107	1-1	1-0	2-1	Rogers-28	Jackson-37	12,526
4	11/11	@L.A. Lakers	W	124-117*	1-1	2-0	3-1	Stith-23	Van Exel-21	16,950
5	11/12	UTAH	W	119-110	2-1	2-0	4-1	Pack-26	Hornacek-35	17,171S
6	11/15	SAN ANTONIO	W	112-99	3-1	2-0	5-1	Pack-30	Robinson-33	17,171S
7	11/17	DETROIT	L	92-94	3-2	2-0	5-2	Stith-22	Dumars-21	17,171S
8	11/19	HOUSTON	L	101-109	3-3	2-0	5-3	R.Williams-26	Olajuwon-26	17,171S
9	11/23	CHICAGO	W	113-111	4-3	2-0	6-3	Rogers-31	Pippen-29	17,171S
10	11/25	@Sacramento	L	105-108*	4-3	2-1	6-4	Pack-24	Richmond-33	17,317
11	11/26	DALLAS	L	123-124*	4-4	2-1	6-5	Rogers-25	Jackson-50	17,171S
12	11/29	@Houston	L	81-96	4-4	2-2	6-6	Rogers-16	Olajuwon-27	14,295
13	12/1	@Dallas	W	89-80	4-4	3-2	7-6	Rogers-25	Jackson-26	13,929
14	12/3	CHARLOTTE	W	99-88	5-4	3-2	8-6	Rogers,Stith-17	Curry-19	17,171S
15	12/6	@Minnesota	W	102-95	5-4	4-2	9-6	D.Ellis-18	West-25	13,669
16	12/10	WASHINGTON	W	111-89	6-4	4-2	10-6	Abdul-Rauf-31	Cheaney-17	17,171S
17	12/12	@Boston	L	103-113	6-4	4-3	10-7	Stith-21	Brown,Elisson-19	14,890
18	12/14	@Orlando	L	96-120	6-4	4-4	10-8	Slater-16	O'Neal-24	16,010
19	12/15	@Miami	W	101-99	6-4	5-4	11-8	R.Williams-21	Willis-29	14,531
20	12/17	@Charlotte	L	92-111	6-4	5-5	11-9	Abdul-Rauf-15	Hawkins-28	23,698
21	12/19	BOSTON	W	104-85	7-4	5-5	12-9	Abdul-Rauf-27	Fox-17	17,171S
22	12/21	SAN ANTONIO	L	97-111	7-5	5-5	12-10	Abdul-Rauf-21	Robinson-34	17,171S
23	12/23	@Phoenix	L	110-126	7-5	5-6	12-11	Abdul-Rauf-22	Johnson-21	19,023
24	12/25	SEATTLE	W	105-96	8-5	5-6	13-11	Abdul-Rauf-23	Gill,Schrempf-21	17,171S
25	12/27	INDIANA	L	91-95	8-6	5-6	13-12	Abdul-Rauf-23	Smits-33	17,171S
26	12/29	@Portland	L	93-104	8-6	5-7	13-13	Abdul-Rauf-18	C.Robinson-27	12,888
27	12/30	PORTLAND	W	118-114	9-6	5-7	14-13	Abdul-Rauf-26	Drexler-39	17,171S
28	1/3	@Minnesota	W	108-99**	9-6	6-7	15-13	Pack-23	Rider-26	12,739
29	1/4	@Chicago	L	80-86	9-6	6-8	15-14	Mutombo-18	Pippen-21	22,198
30	1/7	PHOENIX	L	100-109	9-7	6-8	15-15	Stith-18	Barkley-22	17,171S
31	1/8	MILWAUKEE	W	102-96*	10-7	6-8	16-15	Pack,R.Williams,Stith-16	Robinson-22	17,171S
32	1/11	@Utah	L	88-114	10-7	6-9	16-16	D.Ellis,Rose-15	Malone-21	19,911
33	1/12	DALLAS	W	94-78	11-7	6-9	17-16	Rogers-16	Jackson,Mashburn-15	17,171S
34	1/14	HOUSTON	W	118-104	12-7	6-9	18-16	Abdul-Rauf-36	Olajuwon-41	17,171S
35	1/16	@Golden St.	L	73-77	12-7	6-10	18-17	Rogers-20	Hardaway-21	15,025
36	1/17	@Phoenix	L	113-129	12-7	6-11	18-18	Abdul-Rauf-27	Majerle-32	19,023
37	1/20	ORLANDO	L	108-112*	12-8	6-11	18-19	Mutombo,R.Williams-15	Hardaway-27	17,171S
38	1/21	CLEVELAND	L	100-101**	12-9	6-11	18-20	D.Ellis-24	Mills-20	17,171S
39	1/24	@Seattle	L	89-111	12-9	6-12	18-21	Abdul-Rauf-27	Kemp-19	16,352
40	1/27	NEW JERSEY	W	96-90	13-9	6-12	19-21	D.Ellis-17	Anderson-19	17,171S
41	1/28	@San Antonio	L	77-103	13-9	6-13	19-22	Pack-12	Elliott-31	32,820
42	1/31	@Houston	L	74-86	13-9	6-14	19-23	Rogers-23	Olajuwon-25	14,761
43	2/1	@Utah	L	88-129	13-9	6-15	19-24	Stith-16	Malone-30	19,911
44	2/3	@L.A. Lakers	W	88-74	13-9	7-15	20-24	Rogers-24	Divac-27	14,493
45	2/7	L.A. LAKERS	L	83-85	13-10	7-15	20-25	D.Ellis-18	Jones-20	17,171S
46	2/9	GOLDEN ST.	L	101-109	13-11	7-15	20-26	R.Williams-18	Sprewell-30	17,171S
47	2/14	ATLANTA	L	88-99	13-12	7-15	20-27	B.Williams-29	Smith-30	17,171S
48	2/16	@New Jersey	L	94-100	13-12	7-16	20-28	Abdul-Rauf-25	Anderson-20	15,692
49	2/18	@Philadelphia	L	89-95	13-12	7-17	20-29	Abdul-Rauf-19	Barros-24	16,084
50	2/19	@Washington	W	94-92	13-12	8-17	21-29	Abdul-Rauf-23	Cheaney-27	18,756
51	2/21	L.A. CLIPPERS	W	118-80	14-12	8-17	22-29	Pack-20	Piatkowski-14	17,171S
52	2/23	PHILADELPHIA	W	105-75	15-12	8-17	23-29	R.Williams-20	Grayer-22	17,171S
53	2/24	@Seattle	L	86-90	15-12	8-18	23-30	R.Williams-17	Schrempf-22	18,056
54	2/26	UTAH	L	96-110	15-13	8-18	23-31	Abdul-Rauf-19	Malone-34	17,171S
55	2/28	MINNESOTA	W	114-101	16-13	8-18	24-31	Mutombo-26	Rider-20	17,171S
56	3/3	MIAMI	W	100-98	17-13	8-18	25-31	Abdul-Rauf-22	Rice-24	17,171S
57	3/4	@L.A. Clippers	W	101-89	17-13	9-18	26-31	Mutombo-21	Vaught-17	9,334
58	3/7	@Dallas	W	99-96	17-13	10-18	27-31	Abdul-Rauf-29	Mashburn,Tarpley-26	14,954
59	3/8	@Atlanta	L	88-99	17-13	10-19	27-32	Rose-21	Norman-33	11,424
60	3/10	@Detroit	W	99-88	17-13	11-19	28-32	Rose-20	Houston-36	21,454
61	3/12	@Milwaukee	W	109-93	17-13	12-19	29-32	Rogers-21	Baker-21	17,189
62	3/14	@New York	L	74-94	17-13	12-20	29-33	Abdul-Rauf-15	Ewing-21	19,763
63	3/16	SACRAMENTO	W	123-101	18-13	12-20	30-33	Abdul-Rauf,D.Ellis-19	Richmond-17	17,171S
64	3/18	PORTLAND	W	110-90	19-13	12-20	31-33	Abdul-Rauf,Rogers-17	C.Robinson-17	17,171S
65	3/20	@Sacramento	L	89-91	19-13	12-21	31-34	Abdul-Rauf-27	Richmond-20	17,317
66	3/22	@Utah	L	91-103	19-13	12-22	31-35	Abdul-Rauf-22	Malone-23	19,911
67	3/23	NEW YORK	L	101-104	19-14	12-22	31-36	Abdul-Rauf-30	Ewing-22	17,171S
68	3/26	@Portland	W	102-98	19-14	13-22	32-36	Stith-19	Strickland-32	12,888
69	3/27	L.A. CLIPPERS	W	113-104	20-14	13-22	33-36	R.Williams-21	Murray,Piatkowski-18	17,171S
70	3/31	@Indiana	W	107-92	20-14	14-22	34-36	Abdul-Rauf,Mutombo-22	Smits-23	16,705
71	4/2	@Cleveland	W	104-101	20-14	15-22	35-36	Abdul-Rauf-32	Price-21	20,562
72	4/4	L.A. LAKERS	L	101-104	20-15	15-22	35-37	R.Williams-23	Jones,Van Exel-19	17,171S
73	4/6	SEATTLE	L	100-106	20-16	15-22	35-38	Abdul-Rauf-29	Schrempf-27	17,171S
74	4/9	HOUSTON	L	120-123	20-17	15-22	35-39	Abdul-Rauf-34	Drexler-34	17,171S
75	4/10	@Minnesota	W	114-107	20-17	16-22	36-39	Abdul-Rauf,R.Williams-20	Gugliotta-30	16,161
76	4/13	@L.A. Clippers	W	125-103	20-17	17-22	37-39	R.Williams-31	Dehere-25	9,481
77	4/14	PHOENIX	W	102-87	21-17	17-22	38-39	Stith-27	Johnson-24	17,171S
78	4/16	SAN ANTONIO	L	109-112*	21-18	17-22	38-40	Rogers-31	Robinson-42	17,171S
79	4/18	@San Antonio	L	96-107	21-18	17-23	38-41	Rose,Stith-20	Robinson-30	18,481
80	4/19	MINNESOTA	W	106-81	22-18	17-23	39-41	R.Williams-26	Laettner-23	17,171S
81	4/22	@Golden St.	W	130-129**	22-18	18-23	40-41	R.Williams-27	Marshall-29	15,025
82	4/23	SACRAMENTO	W	102-89	23-18	18-23	41-41	R.Williams-23	Richmond-32	17,171S

* Denotes number of overtime periods S McNichols Arena sellout





1995-96 ROSTER

NO.	PLAYER	POS	HT	WT	COLLEGE/YR	EXP
1	Mahmoud Abdul-Rauf	G	6-1	162	LSU '92	5
8	Rastko Cvetkovic	C	7-1	260	Yugoslavia '95	R
3	Dale Ellis	G/F	6-7	215	Tennessee '83	12
20	LaPhonso Ellis	F	6-8	240	Notre Dame '92	3
50	Matt Fish	C	6-11	235	UNC-Wilmington '92	1
9	Greg Grant	G	5-7	140	Trenton (NJ) State '89	5
21	Tom Hammonds	F	6-9	225	Georgia Tech '89	6
7	Don MacLean	F	6-10	225	UCLA '92	3
24	Antonio McDyess	F	6-9	220	Alabama '97	R
55	Dikembe Mutombo	C	7-2	250	Georgetown '91	4
11	Doug Overton	G	6-3	190	La Salle '91	3
5	Jalen Rose	G	6-8	210	Michigan '95	1
23	Bryant Stith	G	6-5	208	Virginia '92	3
34	Reggie Williams	F/G	6-7	195	Georgetown '87	8

Head Coach: Bernie Bickerstaff (San Diego '68)
Assistant Coaches: Gene Littles (High Point '69), Bob Kloppenburg (USC '50)
Trainer: Jim Gillen (Ft. Hays State '74)

NUGGETS 1995-96 TEAM HIGHS & LOWS

	HIGH	LOW
Points	137 @ Phoenix (30T), 11/15	69 @ Portland, 1/16
Field Goals Made	53 @ Phoenix (30T), 11/15	25* @ Indiana, 12/12
Field Goals Attempted	110 @ Phoenix (30T), 11/15	63 @ Seattle, 1/24
Field Goal Percentage	(.562/41-73) @ Toronto, 3/18	(.325/25-77) @ Indiana, 12/12
Three-Pointers Made	14 @ Utah, 12/7	0 vs. Washington, 2/27
Three-Pointers Attempted	26* @ Sacramento, 1/4	5* @ Sacramento, 4/15
Three-Point Percentage	(.667/4-6) @ Vancouver, 3/28	(.000/0-6) vs. Washington, 2/27
Free Throws Made	35* @ Toronto, 3/18	5 @ Chicago, 3/15
Free Throws Attempted	43 vs. Detroit, 12/4	10 @ Chicago, 3/15
Free Throw Percentage	(.941/32-34) vs. Seattle, 11/8	(.500*/5-10) @ Chicago, 3/15
Total Rebounds	62 vs. LA Lakers, 4/9	25 @ Portland, 2/22
Offensive Rebounds	26 vs. Vancouver, 4/19	5* vs. Portland, 4/5
Defensive Rebounds	42* vs. Charlotte (20T), 3/26	18 vs. Indiana, 1/2
Assists	37 vs. Dallas, 12/26	9 @ Indiana, 12/12
Steals	14 vs. LA Clippers, 2/8	1* vs. LA Lakers, 4/9
Turnovers	27* vs. Vancouver, 4/19	7 vs. Charlotte (20T), 3/26
Blocked Shots	16 vs. Toronto, 1/27	1 @ Golden State, 4/4
Fouls	39 @ Phoenix (30T), 11/15	36 by Atlanta, 11/21

OPPONENTS 1995-96 TEAM HIGHS & LOWS

	HIGH	LOW
Points	137 by Dallas, 2/29	78 by Minnesota, 4/2
Field Goals Made	52 @ Orlando, 2/13	24 by Detroit, 12/4
Field Goals Attempted	103 by Charlotte (20T), 3/26	65 by Detroit, 12/4
Field Goal Percentage	(.605/46-76) @ Indiana, 12/12	(.337/33-98) by Toronto, 1/27
Three-Pointers Made	18 by Dallas, 2/29	1* by Sacramento, 1/20
Three-Pointers Attempted	37 by Dallas, 2/29	5 @ New Jersey, 3/21
Three-Point Percentage	(.875/7-8) by LA Clippers, 12/23	(.059/1-17) by Miami, 1/6
Free Throws Made	37 @ Phoenix (30T), 11/15	7* by Milwaukee, 3/30
Free Throws Attempted	46 @ Phoenix (30T), 11/15	8 @ Chicago, 3/15
Free Throw Percentage	(.933*/14-15) @ Vancouver, 1/10	(.538/7-13) by Milwaukee, 3/30
Total Rebounds	62 by Charlotte (20T), 3/26	26 by Cleveland, 1/12
Offensive Rebounds	24 @ Utah, 12/7	4 by Vancouver, 4/19
Defensive Rebounds	45 by Charlotte (20T), 3/26	18 by Golden State, 3/9
Assists	36 @ Houston, 4/11	12* by Seattle, 4/21
Steals	18 by Vancouver, 4/19	2 by Sacramento, 4/15
Turnovers	27 @ LA Lakers, 11/3	4 by LA Lakers, 4/9
Blocked Shots	12* by LA Lakers, 4/9	1* @ Seattle, 1/24
Fouls	36 by Atlanta, 11/21	12 @ Orlando, 2/13

* Indicates repeated mark, and is the last time it happened.





1995-96 GAME-BY-GAME RESULTS (35-47)

NO.	DATE	OPP.	W-L	SCORE	HM.	RD.	TOT.	DEN. HIGH SCORER	OPP. HIGH SCORER	ATTEND.
1	11/3	@ L.A. Lakers	L	96-98	0-0	0-1	0-1	Abdul-Rauf-32	Ceballos-26	16,345
2	11/4	SAN ANTONIO	L	108-116	0-1	0-1	0-2	Abdul-Rauf-30	Elliott-32	17,171S
3	11/7	@ Golden State	L	93-98	0-1	0-2	0-3	Abdul-Rauf-17	Sprewell-30	15,025
4	11/8	SEATTLE	L	117-122	0-2	0-2	0-4	Abdul-Rauf-28	Schrempf-35	17,171S
5	11/10	@ Utah	L	86-109	0-2	0-3	0-5	MacLean-16	Malone-19	19,911
6	11/12	@ L.A. Clippers	L	103-108	0-2	0-4	0-6	Abdul-Rauf-20	Williams-19	7,360
7	11/15	@ Phoenix	W	137-127***	0-2	1-4	1-6	Abdul-Rauf-30	Barkley-29	19,023
8	11/17	NEW YORK	L	94-103	0-3	1-4	1-7	Williams-27	Ewing-20	17,171S
9	11/18	@ Houston	L	97-101	0-3	1-5	1-8	Stith-17	Horry-22	16,285
10	11/21	ATLANTA	W	107-99	1-3	1-5	2-8	McDyess-22	Lang-22	16,289
11	11/24	@ Dallas	W	112-109*	1-3	2-5	3-8	Abdul-Rauf-39	Mashburn-37	17,502
12	11/25	UTAH	W	94-91	2-3	2-5	4-8	D.Ellis-22	Malone-28	17,171S
13	11/28	@ Sacramento	L	85-91	2-3	2-6	4-9	Abdul-Rauf-24	Richmond-22	17,317
14	12/2	MINNESOTA	W	109-105	3-3	2-6	5-9	Abdul-Rauf-24	Gugliotta-25	16,789
15	12/4	DETROIT	W	85-82	4-3	2-6	6-9	Stith-22	Hill-23	15,116
16	12/7	@ Utah	W	124-119	4-3	3-6	7-9	Abdul-Rauf-51	Malone-26	19,911
17	12/8	PHOENIX	W	103-98	5-3	3-6	8-9	D. Ellis-23	Williams-23	17,171S
18	12/11	@ Philadelphia	W	104-91	5-3	4-6	9-9	Abdul-Rauf-22	Stackhouse-20	10,771
19	12/12	@ Indiana	L	92-125	5-3	4-7	9-10	MacLean-20	A. Davis-26	14,723
20	12/14	@ New York	W	103-94	5-3	5-7	10-10	Abdul-Rauf-25	Ewing-30	19,763
21	12/16	@ Atlanta	L	86-95	5-3	5-8	10-11	Stith-22	Blaylock-28	14,063
22	12/17	@ Cleveland	L	79-92	5-3	5-9	10-12	MacLean-26	Brandon/Majerle-20	14,935
23	12/20	GOLDEN STATE	W	109-104	6-3	5-9	11-12	MacLean-38	Mullin-26	16,625
24	12/21	@ San Antonio	L	96-114	6-3	5-10	11-13	D. Ellis-21	Robinson-25	14,663
25	12/23	L.A. CLIPPERS	L	92-107	6-4	5-10	11-14	Stith-25	Vaught-21	15,922
26	12/26	DALLAS	W	114-102	7-4	5-10	12-14	D. Ellis-30	Jackson-31	17,171S
27	12/27	@ Seattle	L	83-99	7-4	5-11	12-15	D. Ellis-19	Hawkins-24	17,072
28	12/29	@ Phoenix	L	92-103	7-4	5-12	12-16	D. Ellis/Rose-16	Tisdale-26	19,023
29	12/30	PHILADELPHIA	W	108-100	8-4	5-12	13-16	Abdul-Rauf/Stith-22	Ruffin-28	16,584
30	1/2	INDIANA	L	87-102	8-5	5-12	13-17	McDyess-21	Jackson/Pierce/Miller-15	16,212
31	1/4	@ Sacramento	L	96-126	8-5	5-13	13-18	Abdul-Rauf-26	Richmond-41	17,317
32	1/6	MIAMI	L	86-88	8-6	5-13	13-19	D. Ellis/Stith-16	Mourning-38	17,171S
33	1/7	@ L.A. Lakers	W	96-93	8-6	6-13	14-19	Abdul-Rauf-33	Divac-21	13,845
34	1/10	@ Vancouver	W	91-85	8-6	7-13	15-19	Abdul-Rauf-25	B. Edwards-20	15,416
35	1/12	CLEVELAND	W	90-83	9-6	7-13	16-19	D. Ellis-20	Phills-17	16,670
36	1/13	PORTLAND	L	117-118	9-7	7-13	16-20	D. Ellis-26	Strickland-26	16,913
37	1/16	@ Portland	L	69-87	9-7	7-14	16-21	Rose-16	C. Robinson-24	20,126
38	1/17	HOUSTON	L	112-120	9-8	7-14	16-22	McDyess-31	Olajuwon-37	15,717
39	1/20	SACRAMENTO	L	110-115	9-9	7-14	16-23	Abdul-Rauf-36	Richmond-22	16,820
40	1/24	@ Seattle	L	79-86	9-9	7-15	16-24	D. Ellis-17	Perkins-18	17,072
41	1/25	@ L.A. Clippers	L	93-94	9-9	7-16	16-25	McDyess-23	Vaught-26	6,131
42	1/27	TORONTO	W	93-82	10-9	7-16	17-25	Abdul-Rauf-21	Stoudamire-23	16,635
43	1/30	@ Minnesota	W	88-86	10-9	8-16	18-25	Abdul-Rauf-24	Rider-25	10,477
44	2/1	@ Milwaukee	L	102-108	10-9	8-17	18-26	Abdul-Rauf-25	Baker-26	13,389
45	2/4	CHICAGO	W	105-99	11-9	8-17	19-26	Abdul-Rauf-32	Jordan-39	17,171S
46	2/6	L.A. LAKERS	L	78-99	11-10	8-17	19-27	Mutombo-20	Ceballos-27	17,171S
47	2/8	L.A. CLIPPERS	W	115-95	12-10	8-17	20-27	Abdul-Rauf-28	Vaught-18	15,997
48	2/13	@ Orlando	L	93-121	12-10	8-18	20-28	D. Ellis-18	O'Neal-30	17,248
49	2/15	@ Miami	L	91-97	12-10	8-19	20-29	McDyess-26	Coles-24	14,290
50	2/16	@ Charlotte	L	100-107	12-10	8-20	20-30	D. Ellis-18	Geiger-28	24,042
51	2/18	BOSTON	W	117-93	13-10	8-20	21-30	Hammonds-26	Williams/Wesley-19	17,171S
52	2/22	@ Portland	L	78-107	13-10	8-21	21-31	McDyess-21	McKie-21	19,884
53	2/24	UTAH	W	99-90	14-10	8-21	22-31	Abdul-Rauf-31	Stockton-24	17,171S
54	2/27	WASHINGTON	W	96-92	15-10	8-21	23-31	McDyess-19	Howard-27	15,288
55	2/29	DALLAS	L	120-137	15-11	8-21	23-32	Abdul-Rauf-23	Jackson-30	16,462
56	3/2	VANCOUVER	W	108-82	16-11	8-21	24-32	Abdul-Rauf-33	Amaya-14	15,832
57	3/4	SAN ANTONIO	L	90-101	16-12	8-21	24-33	L. Ellis-18	Robinson-28	15,734
58	3/6	@ San Antonio	L	90-100	16-12	8-22	24-34	McDyess-16	Del Negro-29	14,008
59	3/7	PHOENIX	W	103-92	17-12	8-22	25-34	D. Ellis-33	Barkley-26	17,171S
60	3/9	GOLDEN STATE	W	102-88	18-12	8-22	26-34	Stith-27	Sprewell-19	17,171S
61	3/10	NEW JERSEY	L	88-99	18-13	8-22	26-35	McDyess-32	Gilliam-25	15,910
62	3/12	ORLANDO	W	110-93	19-13	8-22	27-35	Stith-23	Anderson/Hardaway-21	17,171S
63	3/15	@ Chicago	L	87-108	19-13	8-23	27-36	McDyess-22	Jordan-33	23,692
64	3/17	@ Detroit	L	81-91	19-13	8-24	27-37	McDyess-20	Houston-28	21,454
65	3/18	@ Toronto	W	122-114	19-13	9-24	28-37	McDyess-32	Murray-40	20,324
66	3/21	@ New Jersey	L	89-97	19-13	9-25	28-38	McDyess-20	Gilliam-25	15,467
67	3/22	@ Boston	L	98-99	19-13	9-26	28-39	D. Ellis-27	Wesley/Minor-24	18,034
68	3/24	@ Washington	L	90-92	19-13	9-27	28-40	D. Ellis-16	Muresan-22	18,756
69	3/26	CHARLOTTE	L	112-119**	19-14	9-27	28-41	McDyess-23	Rice-28	16,025
70	3/28	@ Vancouver	W	92-88	19-14	10-27	29-41	McDyess-18	Reeves-21	16,889
71	3/30	MILWAUKEE	W	98-85	20-14	10-27	30-41	Stith-20	Robinson-21	16,847
72	4/2	MINNESOTA	W	86-78	21-14	10-27	31-41	MacLean-24	Rider-17	15,042
73	4/4	@ Golden State	L	90-98	21-14	10-28	31-42	Stith-24	Sprewell-22	15,025
74	4/5	PORTLAND	L	91-97	21-15	10-28	31-43	D. Ellis-18	Strickland-29	16,145
75	4/7	HOUSTON	W	111-105	22-15	10-28	32-43	D. Ellis-21	Bryant-27	15,832
76	4/9	L.A. LAKERS	W	98-91	23-15	10-28	33-43	D. Ellis-20	Divac-19	17,171S
77	4/11	@ Houston	L	109-113	23-15	10-29	33-44	McDyess-23	Olajuwon-37	16,285
78	4/14	@ Minnesota	W	98-91	23-15	11-29	34-44	McDyess-21	Porter-23	18,717
79	4/15	SACRAMENTO	L	86-90	23-16	11-29	34-45	McDyess-19	Polynice-25	15,415
80	4/18	@ Dallas	L	98-132	23-16	11-30	34-46	MacLean-29	Jackson-25	15,907
81	4/19	VANCOUVER	L	78-92	23-17	11-30	34-47	L. Ellis-14	Wilkins-15	15,119
82	4/21	SEATTLE	W	99-88	24-17	11-30	35-47	D. Ellis-21	Jhnsn/Prkns/Schrempf-13	15,921

* Denotes number of overtime periods S McNichols Arena sellout





1996-97 ROSTER

NO.	PLAYER	POS	HT	WT	COLLEGE/YR	EXP
53	Jerome Allen	G	6-4	184	Pennsylvania '95	1
3	Dale Ellis	F/G	6-7	215	Tennessee '83	13
	LaPhonso Ellis	F	6-8	240	Notre Dame '92	4
5	Anthony Goldwire	G	6-2	182	Houston '94	1
21	Tom Hammonds	F	6-9	225	Georgia Tech '89	7
13	Mark Jackson	G	6-3	185	St. John's '87	9
50	Ervin Johnson	C	6-11	245	New Orleans '93	3
8	Sarunas Marciulionis	G	6-5	215	Lithuania '86	7
24	Antonio McDyess	F	6-9	220	Alabama '97	1
22	Ricky Pierce	G	6-4	215	Rice '82	14
30	Kenny Smith	G	6-3	170	North Carolina '87	9
23	Bryant Stith	G	6-5	208	Virginia '92	4
6	Brooks Thompson	G	6-4	195	Oklahoma State '94	2
41	LaSalle Thompson	C	6-10	260	Texas '83	14
25	George Zidek	C	7-0	266	UCLA '95	1

Head Coach: Dick Motta (Utah State '53)
Assistant Coaches: Jim Brovelli (San Francisco '64), Gene Littles (High Point '69)
Trainer: Jim Gillen (Ft. Hays State '74)
Assistant Trainer: Max Benton (Colorado '95)

NUGGETS 1996-97 TEAM HIGHS & LOWS

	HIGH	LOW
Points	132 vs. New Jersey, 1/20	63 @ Portland, 4/16
Field Goals Made	49 vs. New Jersey, 1/20	20 @ Portland, 4/16
Field Goals Attempted	102 vs. Golden State (OT), 4/10	66 vs. Portland, 12/5
Field Goal Percentage	(.582/39-67) @ Toronto, 11/11	(.274/20-73) @ Portland, 11/23
Three-Pointers Made	16 @ Seattle, 3/20	1 @ Portland, 11/23
Three-Pointers Attempted	31* @ Seattle, 3/20	8 vs. Dallas, 11/1
Three-Point Percentage	(.588/10-17) @ Detroit (OT), 11/13	(.050/1-20) @ Portland, 11/23
Free Throws Made	32 vs. Dallas, 11/1	4 vs. Cleveland (OT), 1/16
Free Throws Attempted	43 vs. Dallas, 11/1	5 vs. Cleveland (OT), 1/16
Free Throw Percentage	(1.000/21-21) vs. Phoenix, 4/4	(.389/7-18) @ LA Lakers, 4/2
Total Rebounds	56 vs. Houston (OT), 11/7	26 @ Portland, 11/23
Offensive Rebounds	28 vs. Phoenix, 4/4	1 vs. Portland, 12/5
Defensive Rebounds	44 @ Golden State (OT), 4/10	20 @ Portland, 11/23
Assists	41 vs. New Jersey, 1/20	10 @ Portland, 11/23
Steals	12 vs. Washington, 2/5	1* vs. Detroit, 3/13
Turnovers	33 @ Seattle, 3/20	8* vs. San Antonio, 3/15
Blocked Shots	14 @ Houston, 1/30	1* @ Chicago, 2/18
Fouls	34 vs. Chicago, 11/21	12 @ Houston, 1/30

OPPONENTS 1996-97 TEAM HIGHS & LOWS

	HIGH	LOW
Points	134 @ Chicago, 2/18	79* by Sacramento, 12/18
Field Goals Made	53 @ Chicago, 2/18	24 @ San Antonio, 11/3
Field Goals Attempted	113 @ Phoenix (OT), 12/23	69 @ Dallas, 1/11
Field Goal Percentage	(.649/50-77) by Utah, 3/23	(.320/24-75) @ San Antonio, 11/3
Three-Pointers Made	14 by LA Lakers, 3/17	1* by Utah, 3/23
Three-Pointers Attempted	34 by Atlanta, 2/2	5* by Cleveland, 1/16
Three-Point Percentage	(.667*/6-9) by San Antonio, 1/3	(.063/1-16) @ Boston, 11/15
Free Throws Made	30* by LA Lakers, 2/13	3* @ Phoenix, 12/23
Free Throws Attempted	47 by Chicago, 11/21	9* @ Houston, 1/30
Free Throw Percentage	(.938/15-16) by Phoenix, 4/4	(.333/3-9) last by Phoenix, 12/23
Total Rebounds	67 @ San Antonio, 4/8	30 by Miami, 11/19
Offensive Rebounds	32 @ San Antonio, 4/8	4 @ Houston, 3/29
Defensive Rebounds	46 @ Portland, 4/16	19 @ Orlando, 2/21
Assists	42 @ Chicago, 2/18	13 by San Antonio, 1/3
Steals	22 @ Seattle, 3/20	2 by Sacramento, 2/1
Turnovers	23 @ Portland, 11/23	5 @ Orlando, 2/21
Blocked Shots	12 @ Boston, 11/15	1* @ Phoenix, 12/23
Fouls	30* @ Dallas, 1/11	10 @ Sacramento, 1/7

* Indicates repeated mark, and is the last time it happened.





1996-97 GAME-BY-GAME RESULTS (21-61)

NO.	DATE	OPP.	W-L	SCORE	HM.	RD.	TOT.	DEN. HIGH SCORER	OPP. HIGH SCORER	ATTEND.
1	11/1	DALLAS	L	91-92	0-1	0-0	0-1	L. Ellis - 21	Jackson - 28	16,104
2	11/3	@ San Antonio	W	88-79	0-1	1-0	1-1	Pierce - 15	Elliott - 17	20,791
3	11/5	LA CLIPPERS	L	78-82	0-2	1-0	1-2	D. Ellis - 25	Roberts - 21	10,190
4	11/7	HOUSTON	L	108-110*	0-3	1-0	1-3	D. Ellis - 33	Olajuwon - 36	12,137
5	11/8	GOLDEN STATE	W	94-91	1-3	1-0	2-3	McDyess - 27	Sprewell - 29	10,302
6	11/10	@ Cleveland	L	86-101	1-3	1-1	2-4	D. Ellis - 18	Ferry - 20	13,921
7	11/11	@ Toronto	W	104-93	1-3	2-1	3-4	D. Ellis - 37	Camby - 26	17,132
8	11/13	@ Detroit	L	94-95*	1-3	2-2	3-5	D. Ellis/McDyess - 20	Hill - 27	13,717
9	11/15	@ Boston	W	82-80	1-3	3-2	4-5	D. Ellis - 36	Wesley - 18	14,133
10	11/16	@ New Jersey	L	99-106	1-3	3-3	4-6	D. Ellis - 27	Gill - 32	13,309
11	11/19	MIAMI	L	86-104	1-4	3-3	4-7	McDyess - 27	Mourning - 23	12,119
12	11/21	CHICAGO	L	92-110	1-5	3-3	4-8	Stith - 20	Jordan - 31	17,171S
13	11/23	@ Portland	L	65-105	1-5	3-4	4-9	McDyess - 16	Trent - 22	20,116
14	11/26	PHOENIX	W	117-108	2-5	3-4	5-9	D. Ellis - 28	Johnson - 34	9,226
15	11/27	@ Utah	L	103-107	2-5	3-5	5-10	Stith - 31	Malone - 31	19,324
16	11/29	MINNESOTA	L	103-108	2-6	3-5	5-11	McDyess - 34	Marbury - 30	12,129
17	12/1	@ LA Lakers	L	96-104	2-6	3-6	5-12	McDyess - 26	O'Neal/Van Exel - 24	15,684
18	12/3	@ Golden State	L	99-114	2-6	3-7	5-13	B. Thompson - 23	Sprewell - 28	12,347
19	12/5	PORTLAND	L	104-115	2-7	3-7	5-14	Stith - 37	Anderson - 26	9,679
20	12/7	UTAH	L	91-104	2-8	3-7	5-15	D. Ellis - 19	Malone - 21	12,837
21	12/10	@ Atlanta	L	88-89	2-8	3-8	5-16	D. Ellis - 21	Laettner - 22	6,356
22	12/11	@ Charlotte	L	97-101	2-8	3-9	5-17	D. Ellis - 24	Mason - 25	24,042
23	12/13	@ Washington	L	104-108	2-8	3-10	5-18	D. Ellis - 22	Webber - 25	18,756
24	12/14	@ New York	L	82-89	2-8	3-11	5-19	McDyess - 29	Childs - 20	19,763
25	12/18	SACRAMENTO	W	95-79	3-8	3-11	6-19	Johnson - 18	Richmond - 32	7,682
26	12/20	VANCOUVER	W	108-93	4-8	3-11	7-19	Stith - 29	Peeler - 19	10,020
27	12/23	@ Phoenix	W	112-109*	4-8	4-11	8-19	Stith - 36	Chapman - 18	19,023
28	12/26	PHILADELPHIA	L	89-118	4-9	4-11	8-20	D. Ellis - 15	Iverson - 31	16,026
29	12/28	@ Minnesota	L	96-103*	4-9	4-12	8-21	McDyess - 23	Gugliotta - 27	18,814
30	12/30	BOSTON	L	102-104	4-10	4-12	8-22	Pierce - 21	Wesley - 25	15,330
31	1/3	SAN ANTONIO	L	91-93	4-11	4-12	8-23	L. Ellis - 30	Maxwell - 24	10,504
32	1/7	@ Sacramento	W	109-96	4-11	5-12	9-23	L. Ellis - 33	Richmond - 19	17,317
33	1/8	SEATTLE	L	99-109	4-12	5-12	9-24	D. Ellis - 26	Kemp - 26	9,307
34	1/10	INDIANA	L	89-108	4-13	5-12	9-25	L. Ellis - 14	Miller - 18	12,310
35	1/11	@ Dallas	L	99-104	4-13	5-13	9-26	L. Ellis - 28	Gatling/McCloud - 21	15,174
36	1/13	CHARLOTTE	L	100-102*	4-14	5-13	9-27	L. Ellis - 23	Rice - 25	7,573
37	1/14	@ Phoenix	L	101-110	4-14	5-14	9-28	L. Ellis - 33	Johnson - 25	19,023
38	1/16	CLEVELAND	W	88-87*	5-14	5-14	10-28	L. Ellis - 27	Potapenko - 16	8,072
39	1/18	DALLAS	L	104-107	5-15	5-14	10-29	D. Ellis - 24	Mashburn - 27	9,618
40	1/20	NEW JERSEY	W	132-123	6-15	5-14	11-29	L. Ellis - 36	Gill - 30	10,220
41	1/22	VANCOUVER	W	94-84	7-15	5-14	12-29	L. Ellis - 22	Abdur-Rahim - 22	8,422
42	1/24	@ LA Clippers	L	111-114	7-15	5-15	12-30	D. Ellis - 27	Vaught - 31	6,074
43	1/25	@ Vancouver	W	83-82	7-15	6-15	13-30	L. Ellis - 18	Reeves - 23	17,102
44	1/28	@ Utah	L	99-114	7-15	6-16	13-31	L. Ellis - 23	Malone - 28	19,911
45	1/30	@ Houston	W	113-109	7-15	7-16	14-31	Pierce - 25	Olajuwon - 48	16,285
46	2/1	SACRAMENTO	L	107-113	7-16	7-16	14-32	L. Ellis - 27	Richmond - 35	10,821
47	2/2	ATLANTA	W	115-104	8-16	7-16	15-32	D. Ellis - 21	Blaylock - 29	13,122
48	2/5	WASHINGTON	W	106-104	9-16	7-16	16-32	D. Ellis/Pierce - 23	Strickland - 28	9,525
49	2/11	@ Seattle	L	81-108	9-16	7-17	16-33	D. Ellis - 19	Payton - 28	17,072
50	2/13	LA LAKERS	L	117-132	9-17	7-17	16-34	Stith - 26	Van Exel - 30	16,713
51	2/15	@ Milwaukee	L	87-92	9-17	7-18	16-35	L. Ellis - 22	Baker - 21	16,278
52	2/16	@ Philadelphia	W	112-97	9-17	8-18	17-35	L. Ellis - 37	MacLean - 24	11,278
53	2/18	@ Chicago	L	123-134	9-17	8-19	17-36	D. Ellis - 27	Pippen - 47	23,874
54	2/20	@ Indiana	L	68-92	9-17	8-20	17-37	L. Ellis - 18	Smits - 23	14,292
55	2/21	@ Orlando	L	86-99	9-17	8-21	17-38	L. Ellis - 24	Hardaway - 22	17,248
56	2/23	@ Miami	L	86-95	9-17	8-22	17-39	L. Ellis - 29	Austin - 15	14,874
57	2/25	TORONTO	L	122-124*	9-18	8-22	17-40	L. Ellis - 32	Stoudamire - 35	9,225
58	2/28	NEW YORK	L	108-112*	9-19	8-22	17-41	McDyess - 32	Starks - 23	14,128
59	3/2	LA CLIPPERS	W	109-107*	10-19	8-22	18-41	McDyess - 33	Vaught - 25	7,802
60	3/5	@ Sacramento	L	100-105	10-19	8-23	18-42	Stith - 21	Richmond - 34	17,317
61	3/7	@ Minnesota	L	83-96	10-19	8-24	18-43	McDyess - 20	Gugliotta - 30	18,522
62	3/11	ORLANDO	L	91-96	10-20	8-24	18-44	L. Ellis - 19	Hardaway - 27	10,211
63	3/13	DETROIT	L	82-102	10-21	8-24	18-45	L. Ellis - 28	Hill - 28	13,813
64	3/15	SAN ANTONIO	W	121-105	11-21	8-24	19-45	L. Ellis - 39	Wilkins - 20	11,051
65	3/17	LA LAKERS	L	94-113	11-22	8-24	19-46	McDyess - 26	Van Exel - 30	13,817
66	3/20	@ Seattle	L	97-123	11-22	8-25	19-47	L. Ellis - 20	Kemp - 24	17,072
67	3/21	@ Vancouver	L	101-108	11-22	8-26	19-48	McDyess - 29	Reeves - 31	19,193
68	3/23	UTAH	L	103-120	11-23	8-26	19-49	McDyess - 24	Malone - 35	10,723
69	3/26	MINNESOTA	L	100-102	11-24	8-26	19-50	L. Ellis - 32	Gugliotta - 25	10,326
70	3/29	@ Houston	L	105-120	11-24	8-27	19-51	L. Ellis - 24	Olajuwon - 45	16,285
71	3/30	MILWAUKEE	W	99-97	12-24	8-27	20-51	L. Ellis - 24	Robinson - 30	8,230
72	4/1	HOUSTON	L	99-116	12-25	8-27	20-52	McDyess - 27	Drexler - 24	13,341
73	4/2	@ LA Lakers	L	85-110	12-25	8-28	20-53	McDyess - 21	Jones - 27	17,141
74	4/4	PHOENIX	L	113-122	12-26	8-28	20-54	McDyess - 26	Johnson - 24	12,204
75	4/7	PORTLAND	L	104-110	12-27	8-28	20-55	Hammonds - 29	Rider - 28	9,047
76	4/8	@ San Antonio	L	90-96	12-27	8-29	20-56	McDyess - 17	Williams - 30	13,484
77	4/10	@ Golden State	L	107-109*	12-27	8-30	20-57	McDyess - 35	Smith - 25	15,930
78	4/12	@ LA Clippers*	L	94-116	12-27	8-31	20-58	D. Ellis - 23	Rogers - 26	18,211
79	4/14	GOLDEN STATE	L	93-103	12-28	8-31	20-59	McDyess/D. Ellis - 24	Mullin - 20	7,514
80	4/16	@ Portland	L	63-107	12-28	8-32	20-60	Hammonds - 14	Trent - 20	21,448
81	4/17	SEATTLE	L	104-108	12-29	8-32	20-61	McDyess - 29	Kemp - 27	12,817
82	4/19	@ Dallas	W	100-95	12-29	9-32	21-61	Hammonds - 24	Bradley - 25	16,183

* Denotes number of overtime periods S McNichols Arena sellout ^at Anaheim





1997-98 ROSTER

NO.	PLAYER	POS	HT	WT	COLLEGE/YR	EXP.
7	Cory Alexander	G	6-1	190	Virginia '95	2
4	Tony Battie	F/C	6-11	240	Texas Tech '98	R
3	Harold Ellis	G	6-5	200	Morehouse '92	2
20	LaPhonso Ellis	F	6-8	240	Notre Dame '92	5
15	Danny Fortson	F	6-7	260	Cincinnati '98	R
1	Kiwane Garris	G	6-2	183	Illinois '97	R
21	Dean Garrett	C	6-11	250	Indiana '88	1
5	Anthony Goldwire	G	6-2	182	Houston '94	2
13	Bobby Jackson	G	6-1	185	Minnesota '97	R
30	Priest Lauderdale	C	7-4	325	Central State '97	1
22	Johnny Newman	F/G	6-7	205	Richmond '86	11
23	Bryant Stith	G	6-5	208	Virginia '92	5
14	Eric Washington	G	6-4	190	Alabama '97	R
32	Eric Williams	F	6-8	220	Providence '95	2
17	Joe Wolf	F/C	6-11	253	North Carolina '87	9
25	George Zidek	C	7-0	266	UCLA '95	3

Head Coach: Bill Hanzlik (Notre Dame '80)
Assistant Coaches: Brian Winters (South Carolina '74), T.R. Dunn (Alabama '77),
 Mike D'Antoni (Marshall '73)
Athletic Trainer: Jim Gillen (Ft. Hays State '74)
Asst. Athletic Trainer: Max Benton (Colorado '95)

NUGGETS 1997-98 TEAM HIGHS & LOWS

	HIGH	LOW
Points	128 vs. Sacramento, 4/9	63 @ Indiana, 3/1
Field Goals Made	47 vs. Dallas, 1/31	22 vs. Detroit, 1/21
Field Goals Attempted	94 twice, last vs. Houston (OT), 1/2	62 twice, last vs. Golden State, 3/27
Field Goal Percentage	(.597/37-62) vs. Boston, 2/10	(.305/25-82) @ Utah, 4/3
Three-Pointers Made	10 twice, last vs. Portland, 4/17	0 three times, last vs. Utah, 11/7
Three-Pointers Attempted	23 vs. Seattle, 4/5	2 vs. Utah, 11/7
Three-Point Percentage	(.625/10-16) vs. Sacramento, 4/9	.000 three times, last (0-2) vs. Utah, 11/7
Free Throws Made	42 vs. Utah, 12/30	5 @ Phoenix, 1/23
Free Throws Attempted	52 vs. Utah, 12/30	6 @ Phoenix, 1/23
Free Throw Percentage	(.917/22-24) twice, last @ Minnesota, 3/20	(.563/9-16) vs. Seattle, 11/22
Total Rebounds	54 vs. Washington, 11/4	23 vs. Orlando, 1/13
Offensive Rebounds	22 vs. Washington, 11/4	4 twice, last vs. Sacramento, 4/9
Defensive Rebounds	38 @ Vancouver, 11/21	15 @ Portland, 2/15
Assists	31 @ Houston, 12/2	11 twice, last @ Seattle, 2/22
Steals	13 three times, last vs. Portland, 3/14	2 @ Miami, 11/15
Turnovers	32 @ Boston, 11/12	7 twice, last vs. Houston, 4/7
Blocked Shots	14 vs. Boston, 2/10	0 @ Houston, 4/14
Fouls	34 @ LA Lakers, 2/19	14 @ Dallas, 4/11

OPPONENTS 1997-98 TEAM HIGHS & LOWS

	HIGH	LOW
Points	133 @ New Jersey, 12/13	79 by Philadelphia, 2/27
Field Goals Made	52 @ New Jersey, 12/13	26 @ LA Clippers, 1/24
Field Goals Attempted	101 @ New Jersey, 12/13	64 three times, last by Houston, 4/7
Field Goal Percentage	(.627/42-67) @ Portland, 2/15	(.340/33-97) by Boston, 2/10
Three-Pointers Made	12 twice by Houston, last 4/7	0 @ Sacramento, 11/25
Three-Pointers Attempted	32 @ Houston, 4/14	3 @ Detroit, 12/9
Three-Point Percentage	(.727/8-11) by LA Lakers, 12/3	(.000/0-4) @ Sacramento, 11/25
Free Throws Made	34 twice, last @ LA Lakers, 1/14	15 three times, last by Philadelphia, 2/27
Free Throws Attempted	46 @ Portland, 1/18	18 @ Indiana, 3/1
Free Throw Percentage	(.952/20-21) by Orlando, 1/13	(.613/19-31) by Miami, 1/9
Total Rebounds	56 twice, last by Phoenix, 12/20	30 @ Houston, 12/2
Offensive Rebounds	29 by Boston, 2/10	6 by Milwaukee, 4/1
Defensive Rebounds	40 by Chicago, 2/2	17 by Boston, 2/10
Assists	40 @ LA Lakers, 1/14	12 @ LA Clippers, 1/24
Steals	16 twice, last @ New Jersey, 12/13	3 three times, last by Portland, 4/17
Turnovers	24 by Golden State, 12/26	8 twice, last @ Sacramento, 11/25
Blocked Shots	13 twice, last @ Toronto (OT), 3/19	1 twice, last by Boston, 2/10
Fouls	35 @ Seattle, 12/18	10 @ Phoenix, 1/23

Italics indicates franchise record.





1997-98 GAME-BY-GAME RESULTS (11-71)

NO.	DATE	OPPONENT	W-L	SCORE	HOME	ROAD	TOTAL	DEN. HIGH SCORER	OPP. HIGH SCORER	ATTEND.
1	10/31	SAN ANTONIO	L	96-107	0-1	0-0	0-1	Jackson - 27	Robinson - 20	15,031
2	11/1	@Utah	L	84-102	0-1	0-1	0-2	Stith - 18	Malone - 24	19,911
3	11/4	WASHINGTON	L	96-120	0-2	0-1	0-3	Williams - 26	Howard - 29	8,104
4	11/7	UTAH	L	89-91	0-3	0-1	0-4	Williams - 25	Malone - 20	10,317
5	11/11	@New York	L	90-93	0-3	0-2	0-5	Stith - 18	Ewing - 28	19,763
6	11/12	@Boston	L	86-96	0-3	0-3	0-6	Battie - 14	Walker - 19	15,760
7	11/14	@Orlando	L	85-103	0-3	0-4	0-7	Newman - 23	Grant - 21	16,551
8	11/15	@Miami	L	93-96	0-3	0-5	0-8	L. Ellis - 20	Hardaway - 26	14,893
9	11/18	VANCOUVER	L	87-100	0-4	0-5	0-9	Jackson - 18	B. Edwards - 27	9,718
10	11/21	@Vancouver	L	96-99	0-4	0-6	0-10	Newman/Stith - 22	Abdur-Rahim - 28	15,988
11	11/22	SEATTLE	L	80-84	0-5	0-6	0-11	Washington - 22	Payton - 20	12,022
12	11/25	@Sacramento	L	93-97	0-5	0-7	0-12	Newman - 19	Williamson - 24	12,950
13	11/28	MINNESOTA	W	95-84	1-5	0-7	1-12	Newman - 31	Gugliotta - 18	13,628
14	12/2	@Houston	L	101-112	1-5	0-8	1-13	Newman - 32	Drexler - 22	16,285
15	12/3	LA LAKERS	L	89-107	1-6	0-8	1-14	Newman - 19	Campbell - 25	14,503
16	12/5	INDIANA	L	85-96	1-7	0-8	1-15	Jackson - 22	Smits - 24	11,215
17	12/7	LA CLIPPERS	W	100-92	2-7	0-8	2-15	L. Ellis - 21	Rogers/Piatkowski - 18	7,507
18	12/9	@Detroit	L	83-92	2-7	0-9	2-16	Lauderdale - 16	B. Williams - 21	14,856
19	12/10	@Cleveland	L	83-102	2-7	0-10	2-17	Washington - 19	Person - 18	15,353
20	12/12	@Philadelphia	L	91-106	2-7	0-11	2-18	Wshgtn/Nwrmn/Gldwre-14	Stackhouse - 32	12,540
21	12/13	@New Jersey	L	95-133	2-7	0-12	2-19	Newman - 21	Van Horn - 30	15,248
22	12/16	SAN ANTONIO	L	85-99	2-8	0-12	2-20	Fortson - 18	Robinson - 22	10,916
23	12/18	@Seattle	L	106-119	2-8	0-13	2-21	Washington - 18	Baker - 18	17,072
24	12/20	PHOENIX	L	81-102	2-9	0-13	2-22	Washington/Battie - 14	Nash - 20	12,120
25	12/23	@Golden State	L	75-87	2-9	0-14	2-23	Fortson - 22	Smith - 22	10,574
26	12/26	GOLDEN STATE	L	69-81	2-10	0-14	2-24	L. Ellis - 19	Dampier - 19	11,926
27	12/27	@LA Clippers	L	103-105	2-10	0-15	2-25	L. Ellis - 20	Rogers - 29	5,284
28	12/30	UTAH	L	99-132	2-11	0-15	2-26	Newman - 21	Ostertag - 21	14,230
29	1/2	HOUSTON	L	115-116*	2-12	0-15	2-27	L. Ellis - 26	Willis - 33	14,902
30	1/3	@Minnesota	L	87-109	2-12	0-16	2-28	H. Ellis - 16	Garnett/Mitchell - 18	19,006
31	1/6	@Dallas	L	90-108	2-12	0-17	2-29	Jackson - 17	Scott - 28	8,833
32	1/7	@San Antonio	L	89-96	2-12	0-18	2-30	Battie - 17	Robinson - 22	15,200
33	1/9	MIAMI	L	79-98	2-13	0-18	2-31	L. Ellis - 19	Mourning - 25	9,719
34	1/13	ORLANDO	L	84-98	2-14	0-18	2-32	L. Ellis - 16	Grant - 20	12,113
35	1/14	@LA Lakers	L	114-132	2-14	0-19	2-33	Fortson - 19	O'Neal - 34	15,067
36	1/16	CLEVELAND	L	74-99	2-15	0-19	2-34	Jackson - 28	Person/Anderson - 20	10,216
37	1/18	@Portland	L	82-94	2-15	0-20	2-35	Jackson - 27	Trent - 27	19,964
38	1/20	@Vancouver	L	77-88	2-15	0-21	2-36	L. Ellis - 21	Abdur-Rahim - 24	15,852
39	1/21	DETROIT	L	67-87	2-16	0-21	2-37	Jackson - 16	Stackhouse - 21	10,821
40	1/23	@Phoenix	L	77-93	2-16	0-22	2-38	Jackson - 18	McDyess - 24	19,023
41	1/24	@LA Clippers	W	99-81	2-16	1-22	3-38	Goldwire - 20	Martin - 14	7,614
42	1/27	NEW JERSEY	L	87-120	2-17	1-22	3-39	Garrett/Fortson - 15	Cassell/Kittles - 18	9,327
43	1/29	TORONTO	L	80-84	2-18	1-22	3-40	L. Ellis - 18	Stoudamire - 22	9,629
44	1/31	DALLAS	W	110-98	3-18	1-22	4-40	Newman - 21	Finley - 38	12,531
45	2/2	CHICAGO	L	72-111	3-19	1-22	4-41	Newman - 19	Burrell - 24	17,175
46	2/4	SACRAMENTO	L	99-101	3-20	1-22	4-42	L. Ellis - 23	Richmond - 32	7,904
47	2/10	BOSTON	W	112-99	4-20	1-22	5-42	Newman - 34	Mercer - 19	15,610
48	2/12	@Sacramento	L	84-87	4-20	1-23	5-43	Goldwire - 16	Richmond - 27	13,616
49	2/13	MINNESOTA	L	80-107	4-21	1-23	5-44	L. Ellis/Goldwire - 16	Marbury - 22	12,013
50	2/15	@Portland	L	82-117	4-21	1-24	5-45	Newman - 21	Rider - 31	21,140
51	2/17	NEW YORK	L	77-91	4-22	1-24	5-46	L. Ellis - 23	Houston - 21	14,517
52	2/19	@LA Lakers	L	92-131	4-22	1-25	5-47	L. Ellis/Newman - 19	Fox - 22	15,159
53	2/20	@Golden State	L	88-95	4-22	1-26	5-48	Battie/Newman - 18	Marshall - 18	11,987
54	2/22	@Seattle	L	68-88	4-22	1-27	5-49	Goldwire - 18	Payton - 17	17,072
55	2/23	CHARLOTTE	L	98-118	4-23	1-27	5-50	L. Ellis - 23	Rice - 31	7,323
56	2/25	ATLANTA	L	88-112	4-24	1-27	5-51	Goldwire - 20	Henderson - 22	7,525
57	2/27	PHILADELPHIA	L	78-79	4-25	1-27	5-52	L. Ellis - 22	Coleman - 19	13,727
58	3/1	@Indiana	L	63-90	4-25	1-28	5-53	Fortson - 15	Smits - 23	16,650
59	3/3	@Chicago	L	90-118	4-25	1-29	5-54	Fortson - 26	Jordan - 30	23,810
60	3/5	@Milwaukee	L	87-104	4-25	1-30	5-55	Newman - 22	Allen - 26	13,227
61	3/6	@Atlanta*	L	94-115	4-25	1-31	5-56	Newman - 23	Laettner - 21	8,827
62	3/8	LA CLIPPERS	L	89-100	4-26	1-31	5-57	L. Ellis - 20	Piatkowski - 29	7,808
63	3/10	PHOENIX	L	76-100	4-27	1-31	5-58	Newman - 20	McDyess - 18	12,010
64	3/12	VANCOUVER	W	98-93	5-27	1-31	6-58	Alexander - 21	Mack - 19	9,112
65	3/14	PORTLAND	W	92-82	6-27	1-31	7-58	Newman - 33	Sabonis - 24	13,514
66	3/16	@Charlotte	L	87-109	6-27	1-32	7-59	Newman - 17	Geiger/Curry - 18	22,212
67	3/17	@Washington	W	90-89	6-27	2-32	8-59	L. Ellis - 18	Webber - 26	17,315
68	3/19	@Toronto	L	103-104*	6-27	2-33	8-60	Newman - 24	Brown - 24	14,274
69	3/20	@Minnesota	L	88-104	6-27	2-34	8-61	Fortson - 21	Gnrtt/Hmnds/Prtr - 16	18,007
70	3/23	LA LAKERS	L	86-107	6-28	2-34	8-62	Fortson - 24	Jones - 27	17,175
71	3/25	DALLAS	L	94-105	6-29	2-34	8-63	Newman - 20	Finley - 22	9,525
72	3/27	GOLDEN STATE	W	97-89	7-29	2-34	9-63	Newman - 22	Jackson - 22	11,227
73	4/1	MILWAUKEE	L	100-106	7-30	2-34	9-64	Fortson - 24	Allen - 21	11,101
74	4/3	@Utah	L	75-97	7-30	2-35	9-65	Fortson/L. Ellis - 17	Malone - 22	19,911
75	4/5	SEATTLE	L	83-87	7-31	2-35	9-66	Alexander - 25	Baker - 21	15,945
76	4/7	HOUSTON	L	87-104	7-32	2-35	9-67	Alexander - 19	Drexler - 20	14,617
77	4/9	SACRAMENTO	W	128-103	8-32	2-35	10-67	Newman - 35	Williamson - 19	10,959
78	4/11	@Dallas	L	81-99	8-32	2-36	10-68	Fortson - 16	Bradley - 18	13,675
79	4/14	@Houston	L	88-94	8-32	2-37	10-69	L. Ellis/Alexander - 22	Elie - 23	16,285
80	4/15	@Phoenix	L	89-96	8-32	2-38	10-70	L. Ellis - 23	McDyess - 25	19,023
81	4/17	PORTLAND	W	109-101	9-32	2-38	11-70	L. Ellis/Goldwire - 22	B. Grant - 18	14,517
82	4/19	@San Antonio	L	82-96	9-32	2-39	11-71	Fortson - 16	Duncan - 25	18,912

* Denotes number of overtime periods S McNichols Arena sellout ^at Georgia Tech





1998-99 ROSTER

NO.	PLAYER	POS	HT	WT	COLLEGE/YR	EXP.
7	Cory Alexander	G	6-1	190	Virginia '95	3
4	Chauncey Billups	G	6-3	202	Colorado '99	1
13	Keon Clark	F/C	6-11	220	UNLV '98	R
15	Danny Fortson	F	6-7	260	Cincinnati '98	1
21	Carl Herrera	F	6-9	225	Houston '91	7
45	Raef LaFrentz	C/F	6-11	240	Kansas '98	R
11	Kelly McCarty	G/F	6-7	200	Southern Mississippi '98	R
24	Antonio McDyess	F	6-9	240	Alabama '97	3
34	Loren Meyer	F/C	6-10	260	Iowa State '95	3
23	Bryant Stith	G	6-5	210	Virginia '92	6
17	Johnny Taylor	F	6-9	220	Tennessee-Chattanooga '97	1
31	Nick Van Exel	G	6-1	190	Cincinnati '93	5
14	Eric Washington	G	6-4	190	Alabama '97	1
5	Tyson Wheeler	G	5-10	165	Rhode Island '98	R
32	Eric Williams	F	6-8	220	Providence '95	3
3	Monty Williams	F	6-8	225	Notre Dame '94	4

Head Coach: Mike D'Antoni (Marshall '73)
Assistant Coaches: John Lucas (Maryland '76), Mike Evans (Kansas State '78),
 Louie Dampier (Kentucky '67), Kim Hughes (Wisconsin '74)
Athletic Trainer: Jim Gillen (Ft. Hays State '74)
Asst. Athletic Trainer: Max Benton (Colorado '95)

NUGGETS 1998-99 TEAM HIGHS & LOWS

	HIGH	LOW
Points	120 vs. New Jersey, 4/14	61 @ San Antonio, 3/13
Field Goals Made	43 twice, last vs. Sacramento, 5/3	21 @ San Antonio, 3/13
Field Goals Attempted	101 @ Sacramento, 4/10	65 vs. Seattle, 3/21
Field Goal Percentage	(.573/43-75) vs. Vancouver, 3/15	(.288/21-73) @ San Antonio, 3/13
Three-Pointers Made	14 vs. Houston, 3/17	0 @ San Antonio, 3/13
Three-Pointers Attempted	32 vs. Phoenix, 2/15	5 @ San Antonio, 3/13
Three-Point Percentage	(.714/10-14) vs. New Jersey, 4/14	(.000/0-5) @ San Antonio, 3/13
Free Throws Made	39 vs. L.A. Lakers (OT), 2/22	9 vs. Phoenix, 4/29
Free Throws Attempted	51 vs. L.A. Lakers (OT), 2/22	14 twice, last vs. Sacramento, 5/3
Free Throw Percentage	(.944/17-18) vs. Milwaukee, 2/26	(.622/28-45) @ Portland, 2/17
Total Rebounds	53 vs. L.A. Lakers, 2/10	27 vs. San Antonio, 3/7
Offensive Rebounds	25 vs. L.A. Lakers, 2/10	5 vs. Vancouver, 3/15
Defensive Rebounds	37 vs. Dallas, 2/12	17 vs. Utah, 2/24
Assists	34 vs. Vancouver, 3/15	9 @ San Antonio, 3/13
Steals	16 vs. Vancouver, 3/15	1 @ L.A. Clippers, 4/18
Turnovers	25 @ Boston, 3/5	6 vs. Houston, 5/5
Blocked Shots	18 vs. Vancouver, 3/15	1 four times, last @ L.A. Lakers, 4/5
Fouls	31 twice, last vs. Seattle, 4/1	13 three times, last @ Portland, 4/26

OPPONENTS 1998-99 TEAM HIGHS & LOWS

	HIGH	LOW
Points	119 @ Sacramento, 4/17	80 by L.A. Clippers, 4/4
Field Goals Made	49 @ Minnesota, 4/2	26 by L.A. Clippers, 3/29
Field Goals Attempted	94 twice, last @ Golden State, 4/24	63 by Utah, 2/24
Field Goal Percentage	(.588/47-80) @ San Antonio, 3/23	(.354/28-79) @ Golden State, 4/15
Three-Pointers Made	10 by Houston, 5/5	0 @ Vancouver, 4/7
Three-Pointers Attempted	27 by Dallas, 2/12	4 three times, last @ Vancouver, 4/7
Three-Point Percentage	(.750/3-4) by Vancouver, 3/15	(.000/0-4) @ Vancouver, 4/7
Free Throws Made	36 twice, last by Minnesota, 3/19	3 @ Minnesota, 4/2
Free Throws Attempted	49 @ Phoenix, 2/7	7 @ Minnesota, 4/2
Free Throw Percentage	(1.000/13-13) @ Dallas, 3/26	(.385/5-13) @ Golden State, 4/24
Total Rebounds	65 @ Golden State, 4/24	29 by Milwaukee, 2/26
Offensive Rebounds	22 by Phoenix, 4/29	5 @ Dallas, 3/26
Defensive Rebounds	47 @ Golden State, 4/24	19 by Milwaukee, 2/26
Assists	35 @ Minnesota, 4/2	14 three times, last @ G.S., 4/15
Steals	16 by Milwaukee, 2/26	2 twice, last @ L.A. Clippers, 4/18
Turnovers	23 by Vancouver, 3/15	6 by Washington, 3/27
Blocked Shots	12 @ San Antonio, 3/23	0 @ L.A. Lakers, 4/5
Fouls	35 by L.A. Lakers (OT), 2/22	11 by Sacramento, 5/3

Italics indicates franchise record.





1998-99 GAME-BY-GAME RESULTS (14-36)

NO.	DATE	OPPONENT	W-L	SCORE	HOME	ROAD	TOTAL	DEN. HIGH SCORER	OPP. HIGH SCORER	ATTEND.
1	2/5	MINNESOTA	L	92-110	0-1	0-0	0-1	McDyess - 18	Smith - 23	17,171S
2	2/7	@Phoenix	L	108-115	0-1	0-1	0-2	McDyess - 28	Gugliotta - 29	19,023
3	2/8	@Houston	L	80-99	0-1	0-2	0-3	McDyess/Alexander - 14	Pippen - 24	16,285
4	2/10	L.A. LAKERS	L	98-103	0-2	0-2	0-4	LaFrentz - 24	O'Neal - 29	13,210
5	2/12	DALLAS	W	100-94	1-2	0-2	1-4	Van Exel - 27	Finley - 28	10,012
6	2/13	@Seattle	L	92-105	1-2	0-3	1-5	LaFrentz - 17	Payton - 28	17,072
7	2/15	PHOENIX	L	106-115	1-3	0-3	1-6	Stith - 23	Kidd - 28	10,415
8	2/17	@Portland	L	85-100	1-3	0-4	1-7	McDyess/LaFrentz - 17	Rider - 19	17,726
9	2/18	@Utah	L	86-97	1-3	0-5	1-8	Van Exel - 19	Russell - 21	19,212
10	2/22	L.A. LAKERS	W	117-113*	2-3	0-5	2-8	McDyess - 22	O'Neal - 28	17,171S
11	2/24	UTAH	W	97-87	3-3	0-5	3-8	McDyess - 24	Malone - 22	10,925
12	2/25	@Dallas	L	81-90	3-3	0-6	3-9	Van Exel - 16	Ceballos/Finley - 20	13,203
13	2/26	MILWAUKEE	W	96-95	4-3	0-6	4-9	Billups - 18	Robinson - 19	10,926
14	2/28	VANCOUVER	W	116-112	5-3	0-6	5-9	McDyess - 46	Massenburg - 27	9,248
15	3/2	@Indiana	L	81-88	5-3	0-7	5-10	Van Exel - 28	Miller - 21	14,530
16	3/4	@Miami	L	87-95	5-3	0-8	5-11	Williams - 21	Mourning - 27	14,834
17	3/5	@Boston	L	94-102	5-3	0-9	5-12	Alexander - 28	Mercer - 35	18,624
18	3/7	SAN ANTONIO	L	96-106	5-4	0-9	5-13	McDyess - 29	Duncan - 34	12,037
19	3/9	@Houston	L	75-84	5-4	0-10	5-14	McDyess - 23	Olajuwon - 20	16,285
20	3/11	@Utah	L	89-94	5-4	0-11	5-15	McDyess - 39	Malone - 28	19,911
21	3/13	@San Antonio	L	61-92	5-4	0-12	5-16	McDyess - 23	Duncan - 27	32,982
22	3/15	VANCOUVER	W	110-84	6-4	0-12	6-16	McDyess - 21	Abdur-Rahim - 15	8,251
23	3/17	HOUSTON	L	109-114	6-5	0-12	6-17	Billups - 22	Olajuwon - 26	14,217
24	3/19	MINNESOTA	L	101-105	6-6	0-12	6-18	Taylor/Van Exel - 21	Garnett - 28	14,219
25	3/21	SEATTLE	W	102-98	7-6	0-12	7-18	McDyess - 23	Schrempf - 22	10,221
26	3/23	@San Antonio	L	82-112	7-6	0-13	7-19	Van Exel - 18	Duncan - 19	16,501
27	3/25	SAN ANTONIO	L	65-86	7-7	0-13	7-20	McDyess - 17	Duncan - 28	10,695
28	3/26	@Dallas	L	79-98	7-7	0-14	7-21	McDyess - 16	Finley - 27	13,096
29	3/27	WASHINGTON	L	100-112	7-8	0-14	7-22	McDyess - 39	Richmond - 29	10,987
30	3/29	L.A. CLIPPERS	W	100-88	8-8	0-14	8-22	McDyess/Billups - 24	Rogers - 17	7,829
31	3/30	@Vancouver	L	87-101	8-8	0-15	8-23	Van Exel - 29	Abdur-Rahim - 22	15,018
32	4/1	SEATTLE	W	113-110	9-8	0-15	9-23	Billups - 32	Payton - 33	10,701
33	4/2	@Minnesota	L	88-107	9-8	0-16	9-24	Billups - 30	Garnett - 28	15,979
34	4/4	L.A. CLIPPERS	W	82-80	10-8	0-16	10-24	McDyess - 20	Nesby - 21	8,404
35	4/5	@L.A. Lakers	L	104-117	10-8	0-17	10-25	Van Exel - 41	Rice/Bryant - 26	17,505
36	4/7	@Vancouver	W	87-84	10-8	1-17	11-25	McDyess - 24	Abdur-Rahim - 25	17,151
37	4/10	@Sacramento	L	104-110	10-8	1-18	11-26	Van Exel - 29	Webber - 23	17,317
38	4/12	GOLDEN STATE	L	96-104	10-9	1-18	11-27	McDyess - 36	Marshall - 20	9,812
39	4/14	NEW JERSEY	W	120-97	11-9	1-18	12-27	McDyess - 36	Van Horn/Marbury - 25	10,324
40	4/15	@Golden State	L	79-85	11-9	1-19	12-28	McDyess - 29	Cummings/Starks - 16	9,130
41	4/17	@Sacramento	L	97-119	11-9	1-20	12-29	McDyess - 29	Williamson - 29	16,285
42	4/18	@L.A. Clippers	W	103-101	11-9	2-20	13-29	Van Exel - 34	Taylor - 28	9,450
43	4/23	GOLDEN STATE	W	96-84	12-9	2-20	14-29	McDyess - 25	Dampier - 22	11,317
44	4/24	@Golden State	L	74-93	12-9	2-21	14-30	Fortson/Taylor - 16	Marshall - 18	15,127
45	4/26	@Portland	L	77-93	12-9	2-22	14-31	McDyess - 23	Williams - 28	19,476
46	4/29	PHOENIX	L	87-98	12-10	2-22	14-32	Stith - 20	Robinson - 25	13,129
47	4/30	@Seattle	L	101-111	12-10	2-23	14-33	McDyess - 25	Schrempf - 28	17,072
48	5/2	PORTLAND	L	102-110	12-11	2-23	14-34	Billups - 20	Stoudamire - 17	13,920
49	5/3	SACRAMENTO	L	104-112	12-12	2-23	14-35	Billups - 26	Divac - 25	14,653
50	5/5	HOUSTON	L	88-95	12-13	2-23	14-36	Van Exel - 35	Dickerson - 27	17,171S

* Denotes number of overtime periods S McNichols Arena sellout





1999-00 ROSTER

NO.	PLAYER	POS	HT	WT	COLLEGE/YR	EXP.
9	Tariq Abdul-Wahad	G/F	6-6	223	San Jose State '98	2
7	Cory Alexander	G	6-1	190	Virginia '95	4
4	Chauncey Billups	G	6-3	202	Colorado '99	2
42	Ryan Bowen	F	6-7	215	Iowa '98	R
15	Keon Clark	F/C	6-11	220	UNLV '98	1
32	Chris Gatling	F/C	6-10	230	Old Dominion '91	8
8	Chris Herren	G	6-2	197	Fresno State '99	R
54	Popeye Jones	F	6-8	250	Murray State '92	6
45	Raef LaFrentz	C/F	6-11	240	Kansas '98	1
21	George McCloud	F	6-8	225	Florida State '89	9
24	Antonio McDyess	F	6-9	240	Alabama '97	4
5	Ron Mercer	G	6-7	210	Kentucky '99	2
41	James Posey	F/G	6-8	215	Xavier '99	R
25	Roy Rogers	F/C	6-10	235	Alabama '96	3
23	Bryant Stith	G	6-5	210	Virginia '92	7
17	Johnny Taylor	F	6-9	220	Tennessee-Chattanooga '97	2
31	Nick Van Exel	G	6-1	190	Cincinnati '93	6

Head Coach: Dan Issel (Kentucky '70)
Assistant Coaches: John Lucas (Maryland '76), Mike Evans (Kansas State '78),
 Louie Dampier (Kentucky '67), Kim Hughes (Wisconsin '74)
Athletic Trainer: Jim Gillen (Ft. Hays State '74)
Asst. Athletic Trainers: Max Benton (Colorado '95), Erik Phillips (Colorado State '98)

NUGGETS 1999-00 TEAM HIGHS & LOWS

	HIGH	LOW		HIGH	LOW
Points	135 vs. Mil., 2/2	67 @ Phx., 2/22	Free-Throw Percentage	(1,000/14-14) @ NJ, 3/26	(500/8-16) @ Port., 4/19
Field Goals Made	53 vs. Mil., 2/2	25 @ Chi., 3/24	Total Rebounds	64 vs. Min. (OT), 2/5	31 @ Van., 11/6
Field Goals Attempted	105 vs. Tor., 11/24	66 @ Wash., 3/29	Offensive Rebounds	25, 2 times, last vs. Sac., 12/16	3 @ Phil., 12/6
Field Goal Percentage	(.631/53-84) vs. Mil., 2/2	(.317/26-82) @ Phx., 2/22	Defensive Rebounds	47 vs. Min. (OT), 2/5	18 @ Atl., 3/28
Three-Pointers Made	13 @ Sac., 11/14	1, 3 times, last @ Mia., 3/10	Assists	41 vs. Mil., 2/2	10 @ Phx., 2/22
Three-Pointers Attempted	29, 2 times, last @ Sea., 4/4	6 vs. GS, 3/3	Steals	15 vs. Utah, 4/18	1 @ Dal., 2/26
Three-Point Percentage	(.571/12-21) @ Sac. (OT), 2/21	(.111/1-9), 3 times, last @ Mia., 3/10	Turnovers	26 vs. SA, 2/9	6 @ SA., 11/27
Free-Throws Made	35 @ OrL., 3/11	6 @ Ind., 3/7	Blocked Shots	16 vs. Phx. (OT), 11/2	0 @ Mia., 3/10
Free-Throws Attempted	47 vs. Bos., 12/30	8 @ Ind., 3/7	Personal Fouls	37 vs. Det., 12/1	16 vs. Port., 11/12

OPPONENTS 1999-00 TEAM HIGHS & LOWS

	HIGH	LOW		HIGH	LOW
Points	130, 2 times, last @ Det., 3/8	70 @ Chi., 3/24	Total Rebounds	59 @ LAL, 1/10	28 by Det., 12/1
Field Goals Made	52, 2 times, last @ LAL, 1/10	24 @ Chi., 3/24	Offensive Rebounds	26 @ LAL, 1/10	3 by N.Y., 11/16
Field Goals Attempted	111 by Phx. (OT), 11/2	70 by Sea., 1/12	Defensive Rebounds	44 by NJ., 3/1	19 @ LAC, 3/14/00
Field Goal Percentage	(.563/40-71) by N.Y., 11/16	(.304/24-79) @ Chi., 3/24	Assists	36 @ Cle., 2/17	13 @ Ind., 3/7
Three-Pointers Made	12 by Ind., 1/6	0, 3 times, last @ Phi., 12/6	Steals	19, 2 times, last by SA, 2/9	2, 2 times, last by LAC, 12/28
Three-Pointers Attempted	29 @ Sac., 2/10	4 @ Atl., 3/28	Turnovers	24, 2 times, last @ Phx., 2/22	7 @ NJ, 3/26
Three-Point Percentage	(.636/7-11) @ Phx., 1/16	(.000, 3 times, last/0-6) @ Phi., 12/6	Blocked Shots	12, 2 times, last @ LAL, 1/10	0 by SA., 12/18
Free-Throws Made	37 by Min. (OT), 2/5	7 by Phx. (OT), 11/2	Personal Fouls	33, 3 times, last by Wash., 3/23	16, 3 times, last @ Port., 4/19
Free-Throws Attempted	49 by Min. (OT), 2/5	11 by LAC, 3/17			
Free-Throw Percentage	(1,000/22-22) @ Min. (OT), 2/15	(.364/8-22) by LAL, 11/18			





1999-00 GAME-BY-GAME RESULTS (35-47)

NO.	DATE	OPPONENT	W-L	SCORE	HOME	ROAD	TOTAL	DEN. HIGH SCORER	OPP. HIGH SCORER	ATTEND.
1	11/2	PHOENIX	W	107-102*	1-0	0-0	1-0	Van Exel - 34	Gugliotta - 22	19,099S
2	11/5	@Portland	L	83-95	1-0	0-1	1-1	LaFrentz - 17	Smith - 22	19,995
3	11/6	@Vancouver	L	94-109	1-0	0-2	1-2	Mercer - 31	Abdur-Rahim - 27	12,159
4	11/8	ATLANTA	W	115-100	2-0	0-2	2-2	LaFrentz - 24	Rider - 28	9,108
5	11/12	PORTLAND	L	78-93	2-1	0-2	2-3	McDyess - 17	Wallace - 19	17,512
6	11/14	@Sacramento	L	116-126	2-1	0-3	2-4	Van Exel - 26	Webber - 32	15,491
7	11/16	NEW YORK	L	95-102	2-2	0-3	2-5	Mercer - 30	Sprewell - 26	13,196
8	11/18	LA. LAKERS	W	93-82	3-2	0-3	3-5	Mercer - 24	O'Neal - 36	15,218
9	11/20	CHICAGO	W	95-86	4-2	0-3	4-5	McDyess - 21	Antsey - 18	15,920
10	11/24	TORONTO	W	109-84	5-2	0-3	5-5	Van Exel - 19	Carter - 16	13,624
11	11/26	MINNESOTA	W	114-105	6-2	0-3	6-5	Mercer - 27	Smith - 18	18,506
12	11/27	@San Antonio	L	87-106	6-2	0-4	6-6	Mercer - 26	Rose - 21	22,188
13	11/30	@Minnesota	L	92-109	6-2	0-5	6-7	McDyess/Mercer - 16	Smith - 26	13,117
14	12/1	DETROIT	W	100-96	7-2	0-5	7-7	McDyess - 24	Hill - 39	11,881
15	12/3	ORLANDO	L	100-112	7-3	0-5	7-8	McDyess - 25	Armstrong - 20	14,383
16	12/5	@New York	W	80-78	7-3	1-5	8-8	Van Exel - 20	Houston - 15	19,768
17	12/6	@Philadelphia	W	94-77	7-3	2-5	9-8	Van Exel - 34	Hill - 16	14,108
18	12/8	@Boston	L	90-115	7-3	2-6	9-9	McDyess - 20	Walker - 20	17,320
19	12/10	@Charlotte	L	99-106	7-3	2-7	9-10	Van Exel/LaFrentz - 20	Mason - 21	15,730
20	12/11	@Milwaukee	W	101-99	7-3	3-7	10-10	Van Exel - 27	Allen - 25	15,862
21	12/14	@Seattle	L	84-109	7-3	3-8	10-11	LaFrentz - 15	Payton - 25	11,879
22	12/16	SACRAMENTO	W	116-106	8-3	3-8	11-11	Van Exel - 38	Webber - 26	15,576
23	12/18	SAN ANTONIO	W	86-84	9-3	3-8	12-11	Mercer - 25	Duncan - 33	17,318
24	12/20	PORTLAND	W	97-88	10-3	3-8	13-11	Mercer - 22	Stoudamire - 19	15,708
25	12/23	@Vancouver	L	91-93	10-3	3-9	13-12	LaFrentz - 29	Abdur-Rahim - 29	11,792
26	12/26	VANCOUVER	W	109-86	11-3	3-9	14-12	McDyess/Van Exel - 22	Abdur-Rahim - 20	17,074
27	12/28	LA. CLIPPERS	W	128-105	12-3	3-9	15-12	McDyess - 22	Taylor - 30	14,035
28	12/30	BOSTON	L	94-102	12-4	3-9	15-13	Mercer - 20	Walker - 26	18,353
29	1/3	@Utah	L	89-109	12-4	3-10	15-14	McDyess - 24	Malone - 33	19,196
30	1/4	DALLAS	W	98-96	13-4	3-10	16-14	McDyess - 27	Finley - 28	10,549
31	1/6	INDIANA	L	87-102	13-5	3-10	16-15	McDyess - 21	Miller - 20	14,569
32	1/8	CHARLOTTE	W	97-92	14-5	3-10	17-15	Van Exel - 32	Coleman - 21	18,408
33	1/10	@L.A. Lakers	L	95-130	14-5	3-11	17-16	McDyess - 23	O'Neal - 31	18,997
34	1/12	SEATTLE	L	93-103	14-6	3-11	17-17	McDyess - 26	Payton - 35	12,408
35	1/14	MIAMI	L	87-92	14-7	3-11	17-18	McDyess - 26	Mourning - 28	15,730
36	1/16	@Phoenix	L	100-113	14-7	3-12	17-19	Mercer - 25	Robinson - 50	19,023
37	1/20	@Houston	L	115-122	14-7	3-13	17-20	McDyess - 40	Anderson - 26	14,591
38	1/21	PHOENIX	L	99-101	14-8	3-13	17-21	McDyess - 26	Kidd/Robinson - 24	18,221
39	1/24	VANCOUVER	W	110-98	15-8	3-13	18-21	Mercer - 24	Abdur-Rahim - 24	10,884
40	1/28	HOUSTON	W	104-98	16-8	3-13	19-21	Mercer - 24	Francis - 27	15,418
41	1/29	@Dallas	L	96-107	16-8	3-14	19-22	Stith - 27	Ceballos - 31	16,674
42	1/31	PHILADELPHIA	W	83-80	17-8	3-14	20-22	Mercer - 15	Iverson - 29	13,431
43	2/2	MILWAUKEE	W	135-112	18-8	3-14	21-22	Van Exel - 28	Allen - 22	12,365
44	2/4	@Golden State	L	101-103	18-8	3-15	21-23	McDyess - 30	Jamison - 19	13,321
45	2/5	MINNESOTA	L	97-105*	18-9	3-15	21-24	Posey - 23	Garnett - 30	19,099S
46	2/7	@L.A. Lakers	L	98-106	18-9	3-16	21-25	McDyess - 24	O'Neal - 35	18,997
47	2/9	SAN ANTONIO	L	97-106	18-10	3-16	21-26	Gatling - 19	Robinson - 30	16,607
48	2/10	@Sacramento	L	84-96	18-10	3-17	21-27	McDyess - 21	Webber - 22	17,317
49	2/15	@Minnesota	W	107-104*	18-10	4-17	22-27	Van Exel - 25	Garnett - 24	14,117
50	2/17	@Cleveland	L	101-119	18-10	4-18	22-28	McDyess/Clark - 19	Murray - 24	12,037
51	2/18	@Toronto	W	95-91	18-10	5-18	23-28	McDyess - 24	Carter - 31	17,570
52	2/21	SACRAMENTO	W	123-117*	19-10	5-18	24-28	McDyess - 29	Stojakovic	18,527
53	2/22	@Phoenix	L	67-86	19-10	5-19	24-29	Posey - 14	Rogers - 17	19,023
54	2/24	@Houston	W	106-97	19-10	6-19	25-29	Van Exel - 23	Mobley - 24	14,560
55	2/26	@Dallas	L	96-98	19-10	6-20	25-30	McDyess - 22	Pack/Ceballos - 22	18,187
56	3/1	NEW JERSEY	L	81-94	19-11	6-20	25-31	McDyess/McCloud - 22	Van Horn - 25	14,456
57	3/3	GOLDEN STATE	W	122-88	20-11	6-20	26-31	Clark - 29	V. Cummings - 19	18,152
58	3/5	CLEVELAND	L	92-100	20-12	6-20	26-32	Van Exel - 20	Murray - 20	17,447
59	3/7	@Indiana	L	89-90	20-12	6-21	26-33	McDyess - 23	Rose - 19	18,345
60	3/8	@Detroit	L	116-130	20-12	6-22	26-34	McDyess - 29	Stackhouse - 40	12,683
61	3/10	@Miami	L	88-96	20-12	6-23	26-35	Clark - 28	Mourning - 28	19,016
62	3/11	@Orlando	L	107-110	20-12	6-24	26-36	McDyess - 35	Amaechi - 31	13,635
63	3/13	LA. LAKERS	L	108-118	20-13	6-24	26-37	Gatling - 25	O'Neal - 40	19,099S
64	3/14	@L.A. Clippers	L	106-110	20-13	6-25	26-38	McDyess - 31	Piatkowski - 31	10,706
65	3/17	LA. CLIPPERS	W	114-87	21-13	6-25	27-38	McDyess - 23	Taylor - 21	16,336
66	3/18	@San Antonio	L	82-102	21-13	6-26	27-39	Gatling - 23	Walker - 18	24,460
67	3/21	@Utah	L	83-96	21-13	6-27	27-40	McDyess - 25	Malone - 28	19,628
68	3/23	WASHINGTON	L	86-100	21-14	6-27	27-41	Van Exel/McCloud - 18	Richmond/Howard - 22	13,773
69	3/24	@Chicago	L	68-70	21-14	6-28	27-42	Clark - 18	Brand - 26	21,808
70	3/26	@New Jersey	W	112-110	21-14	7-28	28-42	Van Exel - 28	Van Horn/Newman - 20	15,825
71	3/28	@Atlanta	L	111-116	21-14	7-29	28-43	McDyess - 28	Henderson/Mutombo - 24	9,945
72	3/29	@Washington	W	101-93	21-14	8-29	29-43	Van Exel - 26	Richmond - 22	12,301
73	4/1	UTAH	W	112-92	22-14	8-29	30-43	McDyess - 33	Malone - 27	19,099S
74	4/4	@Seattle	L	93-106	22-14	8-30	30-44	McCloud - 28	Grant - 26	14,220
75	4/6	DALLAS	L	115-116*	22-15	8-30	30-45	McCloud - 23	Nowitzki - 32	14,673
76	4/8	SEATTLE	W	105-97	23-15	8-30	31-45	McCloud - 20	Payton - 30	17,808
77	4/9	@Golden State	L	103-117	23-15	8-31	31-46	McDyess - 25	Hughes - 44	11,604
78	4/11	HOUSTON	L	93-103	23-16	8-31	31-47	Van Exel - 27	Williams - 23	14,348
79	4/14	GOLDEN STATE	W	105-97	24-16	8-31	32-47	LaFrentz - 23	Blaylock - 21	13,358
80	4/15	@L.A. Clippers	W	115-114*	24-16	9-31	33-47	Van Exel - 44	Anderson - 31	17,738
81	4/18	UTAH	W	105-104*	25-16	9-31	34-47	LaFrentz - 32	Padgett - 13	16,422
82	4/19	@Portland	W	96-95	25-16	10-31	35-47	McDyess/Van Exel - 22	Wells - 18	20,403

* Denotes number of overtime periods

S Ball Arena (previously known as Pepsi Center) sellout





2000-01 ROSTER

NO.	PLAYER	POS	HT	WT	COLLEGE/YR	EXP.
9	Tariq Abdul-Wahad	G/F	6-6	223	San Jose State '98	3
42	Ryan Bowen	F	6-7	215	Iowa '98	1
29	Calbert Cheaney	G/F	6-7	217	Indiana '93	7
15	Keon Clark	F/C	6-11	220	UNLV '98	2
54	Terry Davis	F/C	6-10	270	Virginia Union '89	10
4	Anthony Goldwire	G	6-2	182	Houston '94	3
32	Garth Joseph	C	7-2	306	College of St. Rose '97	R
45	Raef LaFrentz	C/F	6-11	240	Kansas '98	2
5	Voshon Lenard	G	6-4	205	Minnesota '95	5
50	Dan McClintock	C	7-0	270	Northern Arizona '00	R
21	George McCloud	F	6-8	225	Florida State '89	10
24	Antonio McDyess	F	6-9	240	Alabama '97	5
3	Tracy Murray	F	6-7	228	UCLA '93	8
14	Robert Pack	G	6-2	190	USC '91	9
41	James Posey	F/G	6-8	215	Xavier '99	1
10	Aleksandar Radojevic	C	7-3	250	Barton County C.C. '99	1
30	Mark Strickland	F	6-10	220	Temple '92	6
31	Nick Van Exel	G	6-1	190	Cincinnati '93	7
43	Kevin Willis	F/C	7-0	245	Michigan State '84	16

Head Coach: Dan Issel (Kentucky '70)
Assistant Coaches: John Lucas (Maryland '76), Mike Evans (Kansas State '78),
 Louie Dampier (Kentucky '67), Kim Hughes (Wisconsin '74)
Athletic Trainer: Jim Gillen (Ft. Hays State '74)
Asst. Athletic Trainers: Max Benton (Colorado '95), Erik Phillips (Colorado State '98)

NUGGETS 2000-01 TEAM HIGHS & LOWS

	HIGH	LOW		HIGH	LOW
Points	122 vs. Sea., 1/15	71 vs. Min., 3/2	Free-Throw Percentage	(1,000/19-19) @ Sac., 3/9	(,412/7-17) vs. NJ, 3/18
Points (1st Half)	69 vs. Mil., 12/30	35, 3 times, last vs. Phx., 3/6	Total Rebounds	64 vs. Sac., 4/18	30 @ Port., 2/20
Points (2nd Half)	65 @ Mil., 1/31	29 @ LAC, 3/5	Offensive Rebounds	27 vs. Sac., 4/18	5, 3 times, last vs. Phx., 3/6
Points (Quarter)	42 vs. GS (2nd), 4/13	7 @ Sac. (2nd), 2/16	Defensive Rebounds	47 @ Bos. (OT), 12/10	22, 3 times, last @ Port., 2/20
Field Goals Made	46, 4 times, last vs. Sac., 4/18	27, 2 times, last @ Dal., 1/20	Assists	35 vs. Det., 12/20	13, 3 times, last @ Ori., 12/7
Field Goals Attempted	108 vs. Sac., 4/18	68 vs. Mil., 12/30	Steals	14 vs. Phx., 11/4	1, 2 times, last vs. LAL, 11/18
Field Goal Percentage	(,561/46-82) vs. Sea., 1/15	(,338/27-80) @ Dal., 1/20	Turnovers	21, 2 times, 6 vs. SA, 4/5	6 @ Hou., 4/10
Three-Pointers Made	16 vs. Sea., 1/15	1, 2 times, last @ Chi., 3/26	Blocked Shots	16 vs. Atl., 2/24	1 @ LAC, 3/5
Three-Pointers Attempted	29 vs. Utah, 1/29	(,091/1-11) vs. Hou., (OT), 11/30	Personal Fouls	33 @ Bos. (OT), 12/10	15 @ GS, 1/3
Three-Point Percentage	(,667/12-18) @ Min., 11/29	6 @ Phi., 2/5	Margin of Victory	24 (121-97 vs. Van., 1/17)	
Free-Throws Made	48 vs. Mil., 12/30	8 vs. Sac., 4/18			
Free-Throws Attempted	60 vs. Mil., 12/30				

OPPONENTS 2000-01 TEAM HIGHS & LOWS

	HIGH	LOW		HIGH	LOW
Points	127 @ Sea., 2/21	77 by NY, 2/13	Total Rebounds	63 @ Dal., 1/20	28 @ LAC, 3/5
Points (1st Half)	71 @ Sea., 2/21	35 by Chi., 11/16	Offensive Rebounds	23, 2 times, last by GS, 4/13	4 by Ind., 3/14
Points (2nd Half)	70 by Mil., 12/30	33 by NY, 2/13	Defensive Rebounds	43 by Phx., 3/6	22, 2 times, last by SA, 11/24
Points (Quarter)	42 @ Sea. (1st), 11/1	10 by NJ (2nd), 3/18	Assists	34, 3 times, last @ SA, 4/14	12 @ LAC, 3/5
Field Goals Made	51 @ Sea., 2/21	27 by NY, 2/13	Steals	15 by Sac., 4/18	1 @ Van., 1/9
Field Goals Attempted	102 @ Wash., 2/3	69 @ LAC, 3/5	Turnovers	25, 2 times, last by Phx., 11/4	4 @ Min., 3/23
Field Goal Percentage	(,593/51-86) @ Sea., 2/21	(,337/29-86) by LAC, 11/12	Blocked Shots	18 by GS, 4/13	0, 2 times, last by Phx., 11/4
Three-Pointers Made	11, 2 times, last @ SA, 4/14	1, 4 times, last by GS, 4/13	Personal Fouls	41 by Mil., 12/30	11 @ NJ, 3/28
Three-Pointers Attempted	23 by Sea., 12/2	5, 4 times, last @ Min., 3/23	Margin of Victory	38 (116-78) @ Utah, 11/22	
Three-Point Percentage	(,579/11-19) @ Dal., 11/25	(,050/1-20) by LAC, 11/12			
Free-Throws Made	32, 2 times, last @ Cle., 3/24	7 @ Atl., 3/31			
Free-Throws Attempted	42 by Hou. (OT), 11/30	13 @ Atl., 3/31			
Free-Throw Percentage	(1,000/19-19) @ Min., 11/29	(,500/14-28) @ GS, 3/12			





2000-01 GAME-BY-GAME RESULTS (40-42)

NO.	DATE	OPPONENT	W-L	SCORE	HOME	ROAD	TOTAL	DEN. HIGH SCORER	OPP. HIGH SCORER	ATTEND.
1	11/1	@Seattle	L	99-112	0-0	0-1	0-1	Van Exel - 26	Payton - 35	17,072
2	11/2	GOLDEN STATE	W	101-97	1-0	0-1	1-1	Van Exel - 23	Hughes - 21	15,790
3	11/4	PHOENIX	L	99-102	1-1	0-1	1-2	Van Exel/LaFrentz - 14	Kidd - 22	13,312
4	11/6	DALLAS	L	96-108	1-2	0-1	1-3	LaFrentz - 23	Finley - 26	11,190
5	11/8	MINNESOTA	W	109-107*	2-2	0-1	2-3	Lenard - 20	Garnett - 26	10,549
6	11/9	@Portland	L	91-107	2-2	0-2	2-4	Van Exel - 23	Davis/Smith/Wells - 17	19,996
7	11/12	L.A. CLIPPERS	W	95-79	3-2	0-2	3-4	McDyess - 22	Skinner - 23	10,842
8	11/14	@L.A. Lakers	L	103-119	3-2	0-3	3-5	McDyess - 28	O'Neal - 34	18,997
9	11/16	CHICAGO	W	89-85	4-2	0-3	4-5	McDyess/Clark - 16	Brand - 22	10,150
10	11/18	L.A. LAKERS	W	87-86	5-2	0-3	5-5	McDyess - 28	Bryant - 32	19,513S
11	11/20	@Vancouver	W	95-92	5-2	1-3	6-5	McDyess - 21	Abdur-Rahim - 19	11,809
12	11/22	@Utah	L	78-116	5-2	1-4	6-6	Lenard - 14	Marshall - 17	18,664
13	11/24	SAN ANTONIO	W	102-92	6-2	1-4	7-6	Van Exel - 27	Duncan - 21	13,300
14	11/25	@Dallas	L	84-108	6-2	1-5	7-7	McDyess - 19	Nowitzki - 24	16,234
15	11/29	@Minnesota	W	107-100	6-2	2-5	8-7	Van Exel - 30	Garnett - 25	15,227
16	11/30	HOUSTON	L	105-109*	6-3	2-5	8-8	McDyess - 40	Mobley/Francis - 22	13,684
17	12/2	SEATTLE	W	103-92	7-3	2-5	9-8	McDyess - 37	Lewis - 26	14,234
18	12/4	PHILADELPHIA	W	105-98	8-3	2-5	10-8	LaFrentz - 25	Iverson - 37	15,129
19	12/6	@Miami	L	78-95	8-3	2-6	10-9	McDyess - 15	Green - 16	14,463
20	12/7	@Orlando	L	93-103	8-3	2-7	10-10	McDyess - 28	McGrady - 36	13,123
21	12/9	@New York	L	88-96	8-3	2-8	10-11	Van Exel - 24	Sprewell - 29	19,763
22	12/10	@Boston	L	102-104*	8-3	2-9	10-12	McDyess - 37	Pierce - 28	11,812
23	12/12	MIAMI	L	85-96	8-4	2-9	10-13	McDyess - 22	Jones - 28	12,894
24	12/14	@San Antonio	W	102-96	8-4	3-9	11-13	LaFrentz - 28	Robinson - 23	15,248
25	12/16	@Houston	W	102-100	8-4	4-9	12-13	Van Exel - 26	Francis - 26	11,907
26	12/20	DETROIT	W	108-106	9-4	4-9	13-13	McDyess - 29	Stackhouse - 30	16,100
27	12/22	PORTLAND	W	116-96	10-4	4-9	14-13	McDyess/Van Exel - 29	Wallace - 27	16,622
28	12/23	@Phoenix	L	93-102	10-4	4-10	14-14	McCloud - 21	Delk - 26	18,626
29	12/26	L.A. CLIPPERS	W	109-108	11-4	4-10	15-14	McDyess - 35	Odom - 21	14,226
30	12/28	TORONTO	L	93-94	11-5	4-10	15-15	McDyess - 22	Carter - 25	17,700
31	12/30	MILWAUKEE	W	120-113	12-5	4-10	16-15	McDyess - 35	Robinson - 31	15,330
32	1/3	@Golden State	W	111-100	12-5	5-10	17-15	McDyess - 25	Jamison - 26	12,163
33	1/5	UTAH	W	100-87	13-5	5-10	18-15	McDyess - 31	Malone - 33	15,205
34	1/7	CHARLOTTE	W	94-87	14-5	5-10	19-15	McDyess - 33	Robinson - 18	13,111
35	1/9	@Vancouver	W	112-105	14-5	6-10	20-15	McDyess - 31	Abdur-Rahim - 26	12,417
36	1/10	@L.A. Clippers	L	86-92	14-5	6-11	20-16	McDyess - 29	Odom/Parks - 15	11,251
37	1/12	SACRAMENTO	W	106-93	15-5	6-11	21-16	Van Exel - 25	Webber - 24	17,512
38	1/15	SEATTLE	W	122-111	16-5	6-11	22-16	Lenard - 30	Payton - 28	13,247
39	1/17	VANCOUVER	W	121-97	17-5	6-11	23-16	Van Exel - 21	Abdur-Rahim - 24	12,117
40	1/19	CLEVELAND	W	91-88	18-5	6-11	24-16	McDyess - 20	Miller - 17	17,058
41	1/20	@Dallas	L	79-97	18-5	6-12	24-17	Van Exel - 16	Nowitzki - 27	18,187
42	1/23	HOUSTON	W	105-100	19-5	6-12	25-17	Van Exel - 30	Francis - 26	12,674
43	1/25	@Utah	L	96-98	19-5	6-13	25-18	McDyess - 24	Marshall - 24	18,993
44	1/27	DALLAS	W	102-100	20-5	6-13	26-18	Van Exel/Willis - 18	Finley - 32	19,099S
45	1/29	UTAH	L	91-97	20-6	6-13	26-19	Van Exel - 21	Malone - 30	18,066
46	1/31	@Milwaukee	L	111-116	20-6	6-14	26-20	McDyess - 26	Allen - 32	15,786
47	2/2	@Indiana	L	94-103	20-6	6-15	26-21	McDyess - 25	Miller - 27	18,345
48	2/3	@Washington	W	105-100	20-6	7-15	27-21	McDyess - 24	Whitney - 24	13,429
49	2/5	@Philadelphia	L	80-99	20-6	7-16	27-22	McDyess - 28	Iverson - 37	18,726
50	2/6	@Detroit	L	83-94	20-6	7-17	27-23	McDyess/Van Exel - 22	Stackhouse - 24	11,378
51	2/8	@Toronto	L	92-99	20-6	7-18	27-24	Van Exel - 25	Carter - 31	18,041
52	2/13	NEW YORK	W	96-77	21-6	7-18	28-24	Van Exel - 24	Houston - 15	16,813
53	2/16	@Sacramento	L	84-117	21-6	7-19	28-25	Lenard - 23	Stojakovic - 29	17,317
54	2/18	WASHINGTON	L	98-101	21-7	7-19	28-26	McDyess - 29	Richmond - 29	15,961
55	2/20	@Portland	L	94-104	21-7	7-20	28-27	McDyess - 30	Wallace - 42	19,980
56	2/21	@Seattle	L	98-127	21-7	7-21	28-28	McDyess - 22	Payton - 30	13,040
57	2/24	ATLANTA	W	85-82	22-7	7-21	29-28	McDyess - 19	Terry - 22	18,977
58	2/26	ORLANDO	L	86-93	22-8	7-21	29-29	McDyess - 24	McGrady - 36	13,288
59	2/28	L.A. LAKERS	W	107-101	23-8	7-21	30-29	Van Exel - 27	Bryant - 38	19,566S
60	3/2	MINNESOTA	L	71-89	23-9	7-21	30-30	LaFrentz - 16	Garnett - 24	17,844
61	3/3	@Phoenix	L	82-97	23-9	7-22	30-31	Van Exel - 22	Robinson - 20	18,889
62	3/5	@L.A. Clippers	L	86-99	23-9	7-23	30-32	Strickland - 16	Odom - 27	12,068
63	3/6	PHOENIX	L	82-93	23-10	7-23	30-33	Pack - 22	Gugliotta - 25	15,763
64	3/9	@Sacramento	L	104-110	23-10	7-24	30-34	Lenard - 24	Webber - 41	17,317
65	3/12	@Golden State	W	84-79	23-10	8-24	31-34	Van Exel - 17	Blaylock - 20	10,274
66	3/14	INDIANA	W	95-83	24-10	8-24	32-34	Van Exel - 37	O'Neal - 22	14,313
67	3/16	BOSTON	L	83-87	24-11	8-24	32-35	Walker - 21	Walker - 21	16,406
68	3/18	NEW JERSEY	W	98-84	25-11	8-24	33-35	LaFrentz - 22	Martin - 17	14,861
69	3/23	@Minnesota	L	90-101	25-11	8-25	33-36	McCloud - 18	Garnett - 30	18,777
70	3/24	@Cleveland	L	105-117	25-11	8-26	33-37	McDyess - 32	Miller - 24	16,519
71	3/26	@Chicago	W	109-104*	25-11	9-26	34-37	McDyess - 35	Mercer - 30	21,748
72	3/28	@New Jersey	L	96-99	25-11	9-27	34-38	McDyess - 20	Van Horn - 25	17,551
73	3/30	@Charlotte	W	103-96	25-11	10-27	35-38	Van Exel - 41	Wesley - 24	15,983
74	4/1	@Atlanta	L	88-99	25-11	10-28	35-39	Willis - 21	Kukoc - 23	16,030
75	4/3	PORTLAND	W	94-92	26-11	10-28	36-39	Pack - 26	Smith/Stoudamire - 17	13,755
76	4/5	SAN ANTONIO	L	80-101	26-12	10-28	36-40	Pack - 20	Duncan - 36	13,796
77	4/7	VANCOUVER	W	98-97	27-12	10-28	37-40	Posey - 22	Abdur-Rahim - 32	14,934
78	4/10	@Houston	W	100-99	27-12	11-28	38-40	Pack - 20	Mobley - 27	11,989
79	4/13	GOLDEN STATE	W	108-92	28-12	11-28	39-40	McCloud - 24	Jamison - 30	15,874
80	4/14	@San Antonio	L	95-111	28-12	11-29	39-41	McCloud - 23	Robinson - 25	34,397
81	4/17	@L.A. Lakers	L	91-108	28-12	11-30	39-42	LaFrentz - 22	O'Neal - 33	18,997
82	4/18	SACRAMENTO	W	110-100	29-12	11-30	40-42	LaFrentz - 32	Pollard - 18	18,495

* Denotes number of overtime periods

S Ball Arena (previously known as Pepsi Center) sellout





2001-02 ROSTER

NO.	PLAYER	POS	HT	WT	COLLEGE/YR	EXP.
9	Tariq Abdul-Wahad	G/F	6-6	223	San Jose State '98	4
15	Chris Andersen	F	6-10	230	Blinn (Texas) J.C. '99	1
30	Carlos Arroyo	G	6-2	202	Florida International '01	1
27	Mengke Bateer	C	6-11	290	China	1
32	Ryan Bowen	F	6-9	227	Iowa '98	3
29	Calbert Cheaney	G/F	6-7	217	Indiana '93	9
25	Zendon Hamilton	F	6-11	250	St. John's '98	2
6	Avery Johnson	G	5-11	180	Southern '88	13
45	Raef LaFrentz	C	6-11	245	Kansas '98	3
10	Tim Hardaway	G	6-0	195	Texas-El Paso '89	12
1	Donnell Harvey	F	6-8	220	Florida '03	2
7	Juwan Howard	F	6-9	250	Michigan '95	8
5	Voshon Lenard	G	6-4	205	Minnesota '95	7
21	George McCloud	F	6-8	225	Florida State '89	12
24	Antonio McDyess	F	6-9	245	Alabama '97	7
41	James Posey	F/G	6-8	215	Xavier '99	3
34	Isaiah Rider	G	6-5	215	UNLV '93	8
11	Kenny Satterfield	G	6-2	180	Cincinnati '03	1
36	Shawnelle Scott	C	6-11	250	St. John's '94	3
31	Nick Van Exel	G	6-1	195	Cincinnati '93	8
42	Scott Williams	F/C	6-10	245	North Carolina '90	12

Interim Head Coach: Mike Evans (Kansas State '78)
Assistant Coaches: Kim Hughes (Wisconsin '74), John MacLeod (Bellarmine College '59),
 Clyde Drexler (Houston '84), Louie Dampier (Kentucky '67)
Asst. Coach / Strength & Cond.: Steve Hess (Ithaca '91)
Athletic Trainer: Jim Gillen (Ft. Hays State '74)
Asst. Athletic Trainer: Erik Phillips (Colorado State '98)

NUGGETS 2001-02 TEAM HIGHS & LOWS

	HIGH	LOW		HIGH	LOW
Points	110 vs. Dal. (OT), 3/3	68 vs. LAL, 11/21	Free-Throws Attempted	39 @ Mia., 3/16	5 vs. SA, 12/18
Points (1st Half)	63 vs. Mil., 11/1	32 @ SA, 4/10	Free-Throw Percentage	(.938/15-16) vs. Port., 2/5	(.529/9-17) @ Min., 2/15
Points (2nd Half)	63 vs. Sea., 1/18	31 @ SA, 12/21	Total Rebounds	57 vs. Mem., 12/13	31 @ SA, 12/21
Points (Quarter)	37 vs. Hou. (3rd), 11/9	12 (3), last @ Mem. (3rd), 4/9	Offensive Rebounds	24 (2), last @ GS, 4/5	5 vs. NY, 3/7
Field Goals Made	47 vs. Hou., 11/9	24 vs. Wash., 3/20	Defensive Rebounds	38 (3), last vs. Hou., 4/16	17 @ Min., 4/17
Field Goals Attempted	99 (2), last @ GS, 4/5	69 @ LAL, 1/22	Assists	35 vs. NY, 3/7	9 @ Mia., 3/16
Field Goal Percentage	(.565/39-69) @ LAL, 1/22	(.322/29-90) @ Sac., 3/21	Steals	17 vs. GS, 4/12	2 (3), @ Min., 2/15
Three-Pointers Made	11 vs. GS, 12/22	0 (3), last vs. Wash., 3/20	Turnovers	28 @ Utah, 3/4	6 vs. Hou., 4/16
Three-Pointers Attempted	28 vs. SA, 12/18	3 vs. Wash., 3/20	Blocked Shots	16 vs. LAC, 1/4	0 @ OrL., 3/15
Three-Point Percentage	(.588/10-17) @ LAL, 1/22	(.000 (3), last, 0-3) vs. Wash., 3/20	Personal Fouls	36 @ Utah, 3/4	15 vs. Port., 2/5
Free-Throws Made	29 vs. Dal. (OT), 3/3	4 vs. SA, 12/18	Margin of Victory	31 (101-70) vs. Hou., 4/16	

OPPONENTS 2001-02 TEAM HIGHS & LOWS

	HIGH	LOW		HIGH	LOW
Points	132 @ Sac., 2/1	70 by Hou., 4/16	Free-Throw Percentage	(1.000/17-17) by Mia., 1/29	(.480/12-25) by LAL, 11/21
Points (1st Half)	71 @ Sac., 2/1	27 by Hou., 4/16	Total Rebounds	61 (2) @ GS, 2/27	28 (2), last @ Utah, 3/4
Points (2nd Half)	61 @ Sac., 2/1	34 (2), last @ NY, 3/25	Offensive Rebounds	21 (2), last @ Sac., 2/1	3 @ OrL., 3/15
Points (Quarter)	42 @ Sac. (1st), 2/1	11 (2), last @ Det. (3rd), 3/31	Defensive Rebounds	44 @ GS, 2/27	21 by Hou., 11/9
Field Goals Made	47 @ Sea., 1/19	26 (2) by Hou., 4/16; 11/9	Assists	36 @ Phx., 12/29	16 @ Hou., 11/6
Field Goals Attempted	94 @ Tor. (OT), 12/7	63 (2), last @ Utah, 3/4	Steals	19 @ SA, 12/21	1 by Hou., 4/16
Field Goal Percentage	(.589/43-73) @ SA, 12/21	(.341/29-85) @ NY, 3/25	Turnovers	30 @ GS, 2/27	6 @ Port., 11/23
Three-Pointers Made	14 by Bos., 2/12	0 @ Mem., 2/14	Blocked Shots	16 @ Mem., 4/9	1 by Sea., 1/18
Three-Pointers Attempted	27 (2), last @ OrL., 3/15	5 by Chi., 11/13	Personal Fouls	27 @ GS, 2/27	11 @ LAL, 11/25
Three-Point Percentage	(.778/7-9) by Sac., 1/16	(.000/0-6) @ Mem., 2/14	Margin of Victory	36 (118-82) @ Sac., 3/21;	
Free-Throws Made	43 @ GS, 2/27	6 @ Sea., 1/19		(132-96) @ Sac., 2/1	
Free-Throws Attempted	52 @ GS, 2/27	12 (2), last @ LAC, 4/7			





2001-02 GAME-BY-GAME RESULTS (27-55)

NO.	DATE	OPPONENT	W-L	SCORE	HOME	ROAD	TOTAL	DEN. HIGH SCORER	OPP. HIGH SCORER	ATTEND.
1	10/30	@Phoenix	W	99-96	0-0	1-0	1-0	Van Exel - 27	Delk - 21	16,421
2	11/1	MILWAUKEE	L	101-102	0-1	1-0	1-1	Van Exel - 44	Allen - 31	18,634
3	11/3	SACRAMENTO	L	94-106	0-2	1-0	1-2	Van Exel - 32	Stojakovic - 24	15,138
4	11/6	@Houston	L	93-99	0-2	1-1	1-3	Van Exel - 25	Francis - 22	9,671
5	11/8	@Dallas	L	91-105	0-2	1-2	1-4	Rider - 19	Nowitzki - 33	17,471
6	11/9	HOUSTON	W	108-81	1-2	1-2	2-4	Van Exel/Rider - 28	Thomas - 24	11,451
7	11/11	TORONTO	W	96-85	2-2	1-2	3-4	Van Exel - 24	Carter - 22	13,735
8	11/13	CHICAGO	W	101-93	3-2	1-2	4-4	Van Exel - 23	Miller - 25	11,307
9	11/15	ORLANDO	L	82-101	3-3	1-2	4-5	Bowen - 14	Hill - 23	12,015
10	11/17	@Seattle	W	103-93	3-3	2-2	5-5	Van Exel - 38	Lewis - 23	11,992
11	11/19	NEW JERSEY	W	99-96*	4-3	2-2	6-5	Van Exel - 30	Martin - 28	11,319
12	11/21	L.A. LAKERS	L	68-89	4-4	2-2	6-6	Van Exel - 21	Bryant - 24	19,521S
13	11/23	@Portland	L	90-97	4-4	2-3	6-7	Van Exel - 29	Wallace - 30	19,479
14	11/25	@L.A. Lakers	L	98-105	4-4	2-4	6-8	Van Exel - 34	Bryant - 25	18,997
15	11/28	INDIANA	L	85-99	4-5	2-4	6-9	Van Exel - 20	Harrington - 22	14,542
16	11/30	L.A. CLIPPERS	W	96-93	5-5	2-4	7-9	LaFrentz - 26	Richardson - 26	14,187
17	12/4	@Indiana	L	96-104	5-5	2-5	7-10	Van Exel - 30	Rose - 25	16,340
18	12/5	@Boston	L	80-95	5-5	2-6	7-11	Van Exel/Johnson - 16	Pierce - 35	12,587
19	12/7	@Toronto	L	96-98*	5-5	2-7	7-12	Van Exel - 27	Carter - 42	19,800
20	12/8	@Cleveland	L	99-109	5-5	2-8	7-13	Lenard - 17	Murray - 33	13,092
21	12/11	CHARLOTTE	L	96-99	5-6	2-8	7-14	LaFrentz - 23	Nailon - 20	13,912
22	12/13	MEMPHIS	W	89-86	6-6	2-8	8-14	Lenard - 25	Battier - 19	11,231
23	12/15	PHOENIX	W	106-98	7-6	2-8	9-14	Van Exel - 24	Marbury - 27	13,593
24	12/18	SAN ANTONIO	L	93-102	7-7	2-8	9-15	Van Exel - 25	Duncan - 24	14,118
25	12/21	@San Antonio	L	74-109	7-7	2-9	9-16	Van Exel - 11	Duncan - 21	22,831
26	12/22	GOLDEN STATE	L	101-105	7-8	2-9	9-17	Posey - 33	Jamison - 29	15,122
27	12/26	MINNESOTA	L	91-94	7-9	2-9	9-18	Van Exel - 27	Garnett/Billups - 22	14,726
28	12/28	PHILADELPHIA	W	93-90	8-9	2-9	10-18	Van Exel - 33	Iverson - 38	18,482
29	12/29	@Phoenix	L	92-109	8-9	2-10	10-19	Van Exel - 24	Wallace - 23	17,976
30	1/2	L.A. LAKERS	L	86-87	8-10	2-10	10-20	Van Exel - 25	Bryant - 28	17,932
31	1/4	L.A. CLIPPERS	L	80-82	8-11	2-10	10-21	Posey - 28	Odom - 27	16,004
32	1/7	@Charlotte	L	80-94	8-11	2-11	10-22	Van Exel - 24	Campbell - 21	7,806
33	1/8	@Dallas	L	94-95	8-11	2-12	10-23	Van Exel - 31	Nowitzki - 27	19,617
34	1/10	CLEVELAND	W	96-91	9-11	2-12	11-23	LaFrentz - 29	Murray - 17	13,589
35	1/12	@Houston	L	86-98	9-11	2-13	11-24	Lenard - 20	Griffin - 25	11,045
36	1/14	@Utah	L	97-106	9-11	2-14	11-25	Van Exel - 26	Malone - 26	17,809
37	1/16	SACRAMENTO	L	107-112	9-12	2-14	11-26	LaFrentz - 30	Stojakovic - 29	16,780
38	1/18	SEATTLE	W	96-90	10-12	2-14	12-26	Lenard - 27	Payton - 25	17,407
39	1/19	@Seattle	L	77-104	10-12	2-15	12-27	Van Exel - 28	Payton - 25	17,072
40	1/21	@L.A. Clippers	L	89-102	10-12	2-16	12-28	Van Exel - 19	Brand - 31	16,672
41	1/22	@L.A. Lakers	W	107-91	10-12	3-16	13-28	Lenard - 29	O'Neal - 40	18,997
42	1/24	DALLAS	L	97-104	10-13	3-16	13-29	LaFrentz - 24	Nowitzki - 26	16,045
43	1/29	MIAMI	L	94-100*	10-14	3-16	13-30	LaFrentz - 30	Jones - 37	15,492
44	2/1	@Sacramento	L	96-132	10-14	3-17	13-31	LaFrentz - 16	Webber - 29	17,317
45	2/5	PORTLAND	W	97-96	11-14	3-17	14-31	LaFrentz - 25	Patterson - 31	16,539
46	2/12	BOSTON	L	93-110	11-15	3-17	14-32	Johnson - 21	Walker - 30	14,193
47	2/14	@Memphis	W	100-85	11-15	4-17	15-32	LaFrentz - 23	Wright - 20	12,867
48	2/15	@Minnesota	W	99-98	11-15	5-17	16-32	LaFrentz - 30	Peeler - 24	19,669
49	2/17	@New Jersey	L	77-98	11-15	5-18	16-33	Abdul-Wahad/Lenard - 14	Van Horn - 17	12,866
50	2/18	@Philadelphia	L	83-110	11-15	5-19	16-34	Johnson/LaFrentz - 17	Iverson - 27	20,471
51	2/20	UTAH	L	99-110	11-16	5-19	16-35	Johnson - 19	Kirilenko/Padgett - 21	15,920
52	2/23	@Portland	L	90-101	11-16	5-20	16-36	McCloud - 20	Stoudamire - 24	19,146
53	2/24	ATLANTA	L	84-89	11-17	5-20	16-37	Howard - 28	Terry - 25	15,424
54	2/27	@Golden State	L	93-110	11-17	5-21	16-38	Howard - 21	Jamison - 26	11,517
55	3/1	MEMPHIS	W	96-83	12-17	5-21	17-38	Howard - 24	Gasol - 26	16,177
56	3/3	DALLAS	L	110-116*	12-18	5-21	17-39	Howard - 30	Finley - 30	16,851
57	3/4	@Utah	L	82-100	12-18	5-22	17-40	Lenard - 20	Malone - 21	18,381
58	3/7	NEW YORK	W	104-93	13-18	5-22	18-40	Howard - 30	Sprewell - 23	16,307
59	3/9	PORTLAND	W	109-106*	14-18	5-22	19-40	McCloud - 26	Pippen - 28	17,098
60	3/11	SAN ANTONIO	L	78-93	14-19	5-22	19-41	McDyess - 19	Duncan - 21	13,511
61	3/13	@Atlanta	L	102-105	14-19	5-23	19-42	Hardaway - 20	Terry - 31	7,577
62	3/15	@Orlando	L	102-124	14-19	5-24	19-43	Howard - 20	McGrady - 30	15,174
63	3/16	@Miami	L	76-101	14-19	5-25	19-44	Cheaney - 20	Mourning - 24	16,500
64	3/18	DETROIT	L	91-98	14-20	5-25	19-45	Lenard/Howard - 18	Stackhouse - 24	16,305
65	3/20	WASHINGTON	L	75-107	14-21	5-25	19-46	McDyess - 16	Hamilton - 30	19,162S
66	3/21	@Sacramento	L	82-118	14-21	5-26	19-47	McCloud - 15	Turkoglu - 31	17,317
67	3/23	SEATTLE	W	88-85	15-21	5-26	20-47	Lenard - 24	Lewis/Drobnjak - 16	17,848
68	3/25	@New York	W	84-83	15-21	6-26	21-47	Lenard - 21	Sprewell - 33	19,763
69	3/26	@Washington	L	87-103	15-21	6-27	21-48	Lenard - 18	Hamilton/Whitney - 22	20,674
70	3/28	@Milwaukee	L	88-95	15-21	6-28	21-49	Lenard - 25	Cassell - 29	18,717
71	3/30	@Chicago	W	100-84	15-21	7-28	22-49	Howard - 23	Crawford - 16	20,734
72	3/31	@Detroit	L	82-86	15-21	7-29	22-50	Cheaney - 22	Stackhouse - 22	16,658
73	4/2	UTAH	W	98-90	16-21	7-29	23-50	Howard - 20	Stockton - 19	17,042
74	4/4	MINNESOTA	W	88-87	17-21	7-29	24-50	Howard - 20	Garnett - 21	15,509
75	4/5	@Golden State	L	104-108	17-21	7-30	24-51	Howard - 27	Arenas - 25	14,396
76	4/7	@L.A. Clippers	L	75-97	17-21	7-31	24-52	Posey - 18	Olowokandi - 23	18,964
77	4/9	@Memphis	L	86-97	17-21	7-32	24-53	Howard - 18	Swift - 20	11,208
78	4/10	@San Antonio	L	79-87	17-21	7-33	24-54	Howard - 19	Duncan - 16	19,893
79	4/12	GOLDEN STATE	W	97-89	18-21	7-33	25-54	Posey - 17	Jamison - 21	17,154
80	4/13	PHOENIX	W	98-94	19-21	7-33	26-54	Lenard - 28	Maron - 22	16,807
81	4/16	HOUSTON	W	101-70	20-21	7-33	27-54	Posey - 26	Torres - 18	15,717
82	4/17	@Minnesota	L	90-104	20-21	7-34	27-55	Satterfield - 21	Szczerbiak - 20	16,779

* Denotes number of overtime periods

§ Ball Arena (previously known as Pepsi Center) sellout





2002-03 ROSTER

NO.	PLAYER	POS	HT	WT	COLLEGE/YR	EXP.
15	Chris Andersen	F	6-10	230	Blinn (Texas) J.C. '99	1
30	Mark Blount	C	7-0	250	Pittsburgh '99	2
32	Ryan Bowen	F	6-9	227	Iowa '98	3
14	Devin Brown	G	6-5	235	Texas-San Antonio '02	R
9	Mark Bryant	F/C	6-9	250	Seton Hall '88	14
23	Marcus Camby	F/C	6-11	225	Massachusetts '97	6
25	John Crotty	G	6-2	194	Virginia '91	10
21	Adam Harrington	G	6-5	200	Auburn '03	R
6	Junior Harrington	G	6-4	190	Wingate '02	R
1	Donnell Harvey	F	6-8	220	Florida '03	2
5	Juwan Howard	F	6-9	250	Michigan '95	8
31	Nenê	F	6-11	260	Brazil	R
41	James Posey	F/G	6-8	215	Xavier '99	3
11	Kenny Satterfield	G	6-2	180	Cincinnati '03	1
4	Predrag Savovic	G	6-6	225	Hawaii '02	R
20	Jeff Trepagnier	G	6-4	200	USC '01	1
22	Nikoloz Tskitishvili	F	7-0	225	Republic of Georgia	R
7	Rodney White	G/F	6-9	230	Charlotte '04	1
12	Chris Whitney	G	6-0	175	Clemson '93	9
11	Shammond Williams	G	6-1	201	North Carolina '98	4
3	Vincent Yarbrough	G/F	6-7	210	Tennessee '02	R

Head Coach: Jeff Bzdelik (Illinois-Chicago '76)
Associate Head Coach: John MacLeod (Bellarmine College '59)
Assistant Coaches: T.R. Dunn (Alabama '77)
 Jarinn Akana (Hawaii '94)
Assistant Coach/Director of Scouting: Bill Branch (Lenior-Rhyne College '88)
Player Development: Mark Randall (Kansas '91)
Coaching Consultant: Doug Moe (North Carolina '61)
Asst. Coach/Strength & Conditioning: Steve Hess (Ithaca '91)
Athletic Trainer: Jim Gillen (Ft. Hays State '74)
Asst. Athletic Trainer: Erik Phillips (Colorado State '98)

NUGGETS 2002-03 TEAM HIGHS & LOWS

	HIGH	LOW		HIGH	LOW
Points	108 vs. Mil., 3/26	53 @ Det., 11/16	Total Rebounds	59 vs. GS, 2/24	25 vs. LAL, 12/28
Field Goals Made	45 @ Port., 11/5	20 @ Phx., 4/1	Offensive Rebounds	23 vs. Utah, 11/20	5 vs. Sac., 12/4
Field Goals Attempted	102 @ GS, 4/6	56 vs. NJ, 1/27	Defensive Rebounds	40 vs. Sac., 1/4	16 (3), last @ Cle., 12/14
Field Goal Percentage	(.592/45-76) @ Port., 11/5	(.263/20-76) @ Phx., 4/1	Assists	32 (2), last vs. Chi. (OT), 2/4	12 (2), last @ SA, 11/27
Three-Pointers Made	8 @ Cle., 12/14	0 (6), last vs. NY, 4/2	Steals	18 (2), last vs. Cle., 1/17	2 vs. Phi., 3/2
Three-Pointers Attempted	21 @ Cle., 12/14	2 @ NY, 1/22	Turnovers	32 vs. NJ, 1/27	9 vs. Min., 12/9
Three-Point Percentage	(.700/7-10) vs. Wash., 3/30	(.000) (5) last vs. Port., 2/26	Blocked Shots	12 vs. Port., 1/10	0 @ Port., 1/28
Free-Throws Made	28 vs. LAL, 2/12	3 @ Port., 11/2	Personal Fouls	33 (3), last vs. LAL, 2/12	17 (2), last @ Hou., 1/11
Free-Throws Attempted	43 vs. LAL, 2/12	6 @ Mil., 1/25			
Free-Throw Percentage	(.900/18-20) @ Sac., 4/11	(.375/3-8) @ Port., 11/2			

OPPONENTS 2002-03 TEAM HIGHS & LOWS

	HIGH	LOW		HIGH	LOW
Points	126 @ LAL, 4/15	70 by LAC, 11/22	Total Rebounds	61 @ Chi., 2/15	23 @ Port., 11/2
Field Goals Made	48 @ Dal., 2/1	23 (2), last by Bos., 3/22	Offensive Rebounds	23 @ Chi., 2/15	3 (2), last by OrL., 12/20
Field Goals Attempted	90 by LAC, 4/12	60 @ LAC, 12/21	Defensive Rebounds	41 by LAC, 4/12	13 @ Port., 11/2
Field Goal Percentage	(.590/36-61) by Utah, 11/20	(.307/23-75) vs. Bos., 3/22	Assists	36 by LAL, 12/28	13 by Mem., 2/2
Three-Pointers Made	14 @ LAL, 4/15	0 (4), last by Mia., 1/8	Steals	18 by GS, 11/29	3 by Min., 12/9
Three-Pointers Attempted	27 @ LAL, 4/15	4 by Utah, 11/20	Turnovers	31 by Utah, 11/20	10 by Dal., 12/18
Three-Point Percentage	(.750/3-4) by Utah, 1/15	(.000) (3), last by Sea., 12/30	Blocked Shots	15 by Mem., 11/9	1 (2), last @ Sea., 1/3
Free-Throws Made	40 @ GS, 12/3	11 @ Min., 10/30	Personal Fouls	31 (2), last by Ind., 12/7	10 @ Mil., 1/25
Free-Throws Attempted	48 @ Utah, 2/22	16 by LAL, 12/28			
Free-Throw Percentage	(.952/20-21) by Dal., 12/18	(.520/13-25) @ Sea., 1/3			





2002-03 GAME-BY-GAME RESULTS (17-65)

NO.	DATE	OPPONENT	W-L	SCORE	HOME	ROAD	TOTAL	DEN. HIGH SCORER	OPP. HIGH SCORER	ATTEND.
1	10/30	@Minnesota	L	77-83	0-0	0-1	0-1	Andersen - 16	Hudson - 23	16,113
2	11/1	HOUSTON	L	73-84	0-1	0-1	0-2	Posey - 16	Mobley - 29	18,030
3	11/2	@Portland	W	96-79	0-1	1-1	1-2	Posey - 19	Wallace - 21	19,991
4	11/5	ATLANTA	L	87-103	0-2	1-1	1-3	Howard - 25	Robinson - 23	10,073
5	11/7	DETROIT	L	63-89	0-3	1-1	1-4	Posey - 21	Billups - 21	11,982
6	11/9	MEMPHIS	W	84-73	1-3	1-1	2-4	White - 22	Gasol - 21	16,179
7	11/13	PHOENIX	L	72-75	1-4	1-1	2-5	Howard - 19	Marbury - 19	11,846
8	11/15	@Toronto	L	79-84	1-4	1-2	2-6	Posey - 24	Lenard - 19	18,985
9	11/16	@Detroit	L	53-74	1-4	1-3	2-7	Howard - 12	Robinson - 19	22,076
10	11/18	@New Jersey	L	79-99	1-4	1-4	2-8	Satterfield - 15	Kidd - 24	10,302
11	11/20	UTAH	L	79-96	1-5	1-4	2-9	Howard - 17	Malone - 21	11,187
12	11/22	L.A. CLIPPERS	W	72-70	2-5	1-4	3-9	Howard - 18	Miller - 25	13,122
13	11/23	@Phoenix	W	80-79	2-5	2-4	4-9	Posey - 20	Marion - 19	15,121
14	11/26	SAN ANTONIO	W	85-81	3-5	2-4	5-9	Howard/Posey - 23	Duncan - 18	11,851
15	11/27	@San Antonio	L	68-99	3-5	2-5	5-10	Andersen - 12	Jackson - 22	16,935
16	11/29	GOLDEN STATE	L	82-92	3-6	2-5	5-11	Howard - 19	Arenas - 27	15,129
17	12/3	@Golden State	L	89-110	3-6	2-6	5-12	Harvey - 16	Jamison - 34	10,007
18	12/4	SACRAMENTO	L	90-92	3-7	2-6	5-13	Whitney - 22	Webber - 31	13,002
19	12/6	@Sacramento	L	77-98	3-7	2-7	5-14	Posey - 22	Christie - 23	17,317
20	12/7	INDIANA	W	92-81	4-7	2-7	6-14	Whitney - 23	O'Neal - 26	15,487
21	12/9	MINNESOTA	L	84-92	4-8	2-7	6-15	Howard - 20	Hudson - 22	12,378
22	12/11	@Memphis	L	93-96	4-8	2-8	6-16	Harvey - 23	Gasol - 18	11,889
23	12/13	@Indiana	L	72-94	4-8	2-9	6-17	Whitney - 14	Mercer - 19	15,017
24	12/14	@Cleveland	L	104-111	4-8	2-10	6-18	Posey - 21	Wagner/Ilgaukas - 29	9,163
25	12/16	@Philadelphia	L	71-93	4-8	2-11	6-19	Nenè - 23	Iverson - 23	17,501
26	12/18	DALLAS	L	75-80	4-9	2-11	6-20	Howard - 21	Finley - 31	13,183
27	12/20	ORLANDO	L	80-89	4-10	2-11	6-21	Howard - 20	Garrity/Kemp - 17	15,497
28	12/21	@L.A. Clippers	L	89-92	4-10	2-12	6-22	Howard - 30	Jaric - 22	15,503
29	12/28	L.A. LAKERS	L	93-112	4-11	2-12	6-23	Howard - 20	Bryant - 39	19,099S
30	12/30	SEATTLE	L	77-79	4-12	2-12	6-24	Nenè - 21	Mason - 23	13,564
31	1/3	@Seattle	W	94-82	4-12	3-12	7-24	Howard - 20	Payton - 25	15,802
32	1/4	SACRAMENTO	L	76-87	4-13	3-12	7-25	Howard - 20	Bibby - 24	17,393
33	1/6	@Dallas	L	71-86	4-13	3-13	7-26	Howard - 22	Finley - 19	19,773
34	1/8	MIAMI	W	86-76	5-13	3-13	8-26	Howard - 28	C. Butler - 20	12,930
35	1/10	PORTLAND	W	82-81	6-13	3-13	9-26	Nenè - 20	Anderson - 17	15,216
36	1/11	@Houston	L	85-87	6-13	3-14	9-27	Howard - 19	Francis - 25	11,972
37	1/13	@Minnesota	L	75-89	6-13	3-15	9-28	Howard - 19	Peeler - 20	13,009
38	1/15	UTAH	L	81-92	6-14	3-15	9-29	Nenè - 24	Harpring - 17	13,354
39	1/17	CLEVELAND	W	97-80	7-14	3-15	10-29	Howard - 25	Ilgaukas - 26	14,214
40	1/20	@Washington	L	74-89	7-14	3-16	10-30	Howard - 25	Jordan - 25	20,173
41	1/22	@New York	L	88-97	7-14	3-17	10-31	Howard - 28	Houston - 37	17,622
42	1/24	@Boston	L	58-77	7-14	3-18	10-32	White - 11	Pierce - 45	18,087
43	1/25	@Milwaukee	L	75-88	7-14	3-19	10-33	Howard/Harvey - 15	Cassell - 26	18,096
44	1/27	NEW JERSEY	L	66-92	7-15	3-19	10-34	Yarbrough - 13	Jefferson - 23	13,826
45	1/28	@Portland	L	92-98	7-15	3-20	10-35	Howard - 17	Anderson - 24	19,087
46	2/1	@Dallas	L	100-122	7-15	3-21	10-36	White - 17	Van Exel - 30	19,889
47	2/2	MEMPHIS	W	93-78	8-15	3-21	11-36	Howard - 26	Gooden - 16	13,274
48	2/4	CHICAGO	W	102-100*	9-15	3-21	12-36	Howard - 30	Marshall - 21	13,390
49	2/6	SAN ANTONIO	L	74-83	9-16	3-21	12-37	Howard - 23	Duncan - 25	15,206
50	2/11	@L.A. Lakers	L	93-121	9-16	3-22	12-38	Howard/Yarbrough - 18	Bryant - 42	18,848
51	2/12	L.A. LAKERS	L	102-113	9-17	3-22	12-39	Howard - 22	Bryant - 51	17,757
52	2/15	@Chicago	L	69-88	9-17	3-23	12-40	Howard - 18	Rose - 27	22,145
53	2/16	@New Orleans	L	92-100	9-17	3-24	12-41	Howard - 25	Mashburn - 24	14,715
54	2/18	@San Antonio	L	76-101	9-17	3-25	12-42	Howard - 21	Bowen - 18	17,274
55	2/19	MINNESOTA	L	77-85	9-18	3-25	12-43	Yarbrough - 18	Garnett - 25	15,109
56	2/22	@Utah	L	89-99	9-18	3-26	12-44	Howard - 20	Malone - 20	19,911
57	2/24	GOLDEN STATE	L	89-94	9-19	3-26	12-45	Howard - 29	Arenas - 19	13,146
58	2/26	PORTLAND	L	84-94	9-20	3-26	12-46	Howard - 26	Daniels/Patterson - 15	15,826
59	2/28	NEW ORLEANS	L	88-94	9-21	3-26	12-47	Howard - 24	Mashburn - 24	18,556
60	3/2	PHILADELPHIA	L	94-100	9-22	3-26	12-48	Howard - 25	Snow - 25	16,632
61	3/4	@Atlanta	L	86-92	9-22	3-27	12-49	Howard - 20	Abdur-Rahim - 30	9,392
62	3/5	@Memphis	L	86-96	9-22	3-28	12-50	Howard/Nenè/White - 14	Swift - 24	11,296
63	3/8	@Miami	W	98-92	9-22	4-28	13-50	J.Harrington - 19	R. Butler - 22	14,418
64	3/9	@Orlando	L	98-111	9-22	4-29	13-51	Howard - 19	McGrady - 43	15,755
65	3/11	TORONTO	W	95-87	10-22	4-29	14-51	Howard - 24	Carter - 21	13,409
66	3/16	SEATTLE	L	84-92	10-23	4-29	14-52	Howard - 22	Lewis - 24	16,108
67	3/18	@Utah	L	81-99	10-23	4-30	14-53	Howard - 16	Harpring - 22	17,651
68	3/19	@L.A. Clippers	L	78-91	10-23	4-31	14-54	Howard - 24	Wang - 21	15,590
69	3/21	@Seattle	L	99-101*	10-23	4-32	14-55	Williams - 22	Allen - 38	16,379
70	3/22	BOSTON	W	90-80	11-23	4-32	15-55	Howard - 27	Pierce - 31	17,448
71	3/24	DALLAS	L	96-108	11-24	4-32	15-56	Howard - 25	Nowitzki - 25	14,714
72	3/26	MILWAUKEE	W	108-103	12-24	4-32	16-56	Howard - 25	Payton - 28	14,811
73	3/29	@Houston	L	89-102	12-24	4-33	16-57	Howard - 18	Francis - 18	15,026
74	3/30	WASHINGTON	W	88-72	13-24	4-33	17-57	Williams - 15	Jordan - 19	19,650S
75	4/1	@Phoenix	L	65-95	13-24	4-34	17-58	Canby/Nenè/Tskitshvili - 10	Marion - 33	17,124
76	4/2	NEW YORK	L	75-83	13-25	4-34	17-59	Howard - 20	Houston - 27	13,527
77	4/6	@Golden State	L	99-106	13-25	4-35	17-60	Howard - 24	Jamison - 41	17,021
78	4/8	PHOENIX	L	78-98	13-26	4-35	17-61	Howard - 15	Marion - 29	13,873
79	4/11	@Sacramento	L	103-105	13-26	4-36	17-62	Howard - 24	Webber - 27	17,317
80	4/12	L.A. CLIPPERS	L	79-101	13-27	4-36	17-63	Trepagnier - 15	Jaric - 17	18,319
81	4/15	@L.A. Lakers	L	104-126	13-27	4-37	17-64	Howard - 19	Bryant - 32	18,997
82	4/16	HOUSTON	L	84-89	13-28	4-37	17-65	Williams - 15	Posey/Francis - 17	18,516

* Denotes number of overtime periods S Ball Arena (previously known as Pepsi Center) sellout





2003-04 ROSTER

NO.	PLAYER	POS	HT	WT	COLLEGE/YR	EXP.
12	Chris Andersen	F	6-10	228	Blinn (Texas) J.C. '99	2
15	Carmelo Anthony	F	6-8	230	Syracuse '06	R
20	Jon Barry	G	6-5	205	Georgia Tech '92	11
32	Ryan Bowen	F	6-9	220	Iowa '98	4
11	Earl Boykins	G	5-5	133	Eastern Michigan '98	5
23	Marcus Camby	F/C	6-11	235	Massachusetts '97	7
51	Michael Doleac	F/C	6-11	262	Utah '98	5
56	Francisco Elson	F/C	7-0	235	California '99	R
1	Voshon Lenard	G	6-4	205	Minnesota '95	8
24	Andre Miller	G	6-2	200	Utah '99	4
31	Nenê	F	6-11	260	Brazil	1
41	Mark Pope	F	6-10	235	Kentucky '96	5
4	Jeff Trepagnier	G	6-4	200	USC '01	1
22	Nikoloz Tskitishvili	F	7-0	245	Republic of Georgia	1
5	Rodney White	F	6-9	230	Charlotte '04	2

Head Coach: Jeff Bzdelik (Illinois-Chicago '76)
Associate Head Coach: John MacLeod (Bellarmine College '59)
Assistant Coaches: T.R. Dunn (Alabama '77), Scott Brooks (UC-Irvine '87)
Assistant Coaches/Player Development: Jarinn Akana (Hawaii '94), Adrian Dantley (Notre Dame '77),
 Chip Engelland (Duke '83)
Assistant Coach/Director of Scouting: Bill Branch (Lenoir-Rhyne College '88)
Assistant Coach/Coaching Consultant: Doug Moe (North Carolina '61)
Asst. Coach/Strength & Conditioning: Steve Hess (Ithaca '91)
Athletic Trainer: Jim Gillen (Ft. Hays State '74)
Asst. Athletic Trainer: Erik Phillips (Colorado State '98)

NUGGETS 2003-04 TEAM HIGHS & LOWS

	HIGH	LOW		HIGH	LOW
Points	124 vs. Sea., 3/30	60 @ Ind., 11/4	Free-Throw Percentage	(.897/26-29) @ Por., 1/2	(.529/9-17) vs. Dal., 1/16
Field Goals Made	47 (2), last @ Mil., 3/12	23 @ Ind., 11/4	Total Rebounds	66 vs. SA, 10/29	28 @ LAL, 1/14
Field Goals Attempted	99 vs. LAC (OT), 11/7	64 vs. Mia., 1/18	Offensive Rebounds	26 vs. SA, 10/29	2 vs. Mia., 1/18
Field Goal Percentage	(.597/40-67) @ GS, 12/3	(.291/23-79) @ Ind., 11/4	Defensive Rebounds	43 vs. LAL, 1/7	18 @ LAL, 1/14
Three-Pointers Made	9 (2), last vs. Sea., 12/20	0 vs. Utah, 1/9	Assists	38 vs. Was., 11/21	7 @ Mia., 2/21
Three-Pointers Attempted	29 vs. Sea., 12/20	4 (3), last @ Mem., 1/25	Steals	16 (2), last vs. NY., 2/29	3 (2), @ SA, 2/28
Three-Point Percentage	(.667 (2)/8-12) last vs. NO, 12/17	(.000/0-4) vs. Utah, 1/9	Turnovers	23 (2), @ Ind., 11/4	6 vs. Min., 3/24
Free-Throws Made	35 vs. OrL, 11/14	8 @ Det., 3/19	Blocked Shots	16 vs. Mil., 11/19	1 vs. NY, 2/29
Free-Throws Attempted	46 vs. OrL, 11/14	12 @ Sea., 12/17	Personal Fouls	29 (2), last @ Mem., 2/23	15 (3), last vs. Atl., 1/3

OPPONENTS 2003-04 TEAM HIGHS & LOWS

	HIGH	LOW		HIGH	LOW
Points	120 @ LAC, 12/31	71 @ Ind., 11/4	Free-Throw Percentage	(.900/27-30) by LAC, 3/22	(.448/13-29) @ OrL, 2/20
Field Goals Made	48 @ SA, 2/28	25 (2), @ Utah, 1/20	Total Rebounds	60 by SA, 10/29	29 by Chi., 1/28
Field Goals Attempted	97 (2), last by Dal., 11/28	6 @ LAL, 1/14	Offensive Rebounds	24 by Cle., 12/2	4 (2), @ NJ, 3/10
Field Goal Percentage	(.567/38-67) @ NJ, 3/10	(.268/26-97) by SA, 10/29	Defensive Rebounds	41 by Min., 3/21	20 by Chi., 1/28
Three-Pointers Made	14 @ SAC, 2/8	0 (2), last @ Min., 11/18	Assists	35 by LAL, 2/25	14 (3), last @ Utah, 1/21
Three-Pointers Attempted	24 @ SAC, 2/8	3 (2), last by Phi., 2/17	Steals	15 @ Ind., 11/4	1 by Min., 3/24
Three-Point Percentage	(.625/10-16) @ Bos., 3/17	(.000/0-8) @ Ind., 11/4	Turnovers	27 by NY, 2/29	5 @ SA, 2/28
Free-Throws Made	36 @ SA, 4/14	6 by Phx., 1/21	Blocked Shots	16 by SA, 10/29	2 (3), last by Chi., 1/28
Free-Throws Attempted	53 @ SA, 4/14	9 by Phx., 1/21	Personal Fouls	35 by OrL, 11/14	13 @ SAC, 2/8





2003-04 GAME-BY-GAME RESULTS (43-39)

NO.	DATE	OPPONENT	W-L	SCORE	HOME	ROAD	TOTAL	DEN. HIGH SCORER	OPP. HIGH SCORER	ATTEND.
1	10/29	SAN ANTONIO	W	80-72	1-0	0-1	1-0	Miller - 16	Duncan - 17	17,429
2	10/30	@Houston	L	85-102	1-0	0-1	1-1	Miller - 19	Mobley - 21	18,189
3	11/1	SACRAMENTO	W	109-88	2-0	0-1	2-1	Anthony - 23	Stojakovic - 19	18,111
4	11/4	@Indiana	L	60-71	2-0	0-2	2-2	Boykins - 18	O'Neal - 25	14,669
5	11/5	@Cleveland	W	93-89	2-0	1-2	3-2	Boykins - 18	Ilgaskas - 23	20,562
6	11/7	LA CLIPPERS	L	102-104*	2-1	1-2	3-3	Anthony - 30	Maggette - 29	16,107
7	11/9	@Toronto	L	76-89	2-1	1-3	3-4	Anthony - 19	Carter - 34	16,888
8	11/10	@Chicago	W	105-97	2-1	2-3	4-4	Anthony - 26	Curry - 20	16,002
9	11/14	ORLANDO	W	106-101	3-1	2-3	5-4	Boykins/Miller - 26	McGrady - 51	17,133
10	11/18	@Minnesota	L	76-89	3-1	2-4	5-5	Tskitishvili - 14	Garnett - 26	15,090
11	11/19	MILWAUKEE	W	94-86	4-1	2-4	6-5	Miller - 17	Thomas - 25	12,919
12	11/21	WASHINGTON	W	108-87	5-1	2-4	7-5	Anthony - 23	Arenas - 27	15,731
13	11/22	@Dallas	L	101-115	5-1	2-5	7-6	Miller - 22	Jamison - 26	20,122
14	11/25	PHOENIX	W	110-80	6-1	2-5	8-6	Anthony - 17	Stoudemire - 25	12,003
15	11/28	DALLAS	W	113-103	7-1	2-5	9-6	Anthony - 26	Walker - 30	19,628S
16	11/29	@LA Clippers	W	98-86	7-1	3-5	10-6	Lenard - 26	Maggette - 22	13,062
17	12/2	CLEVELAND	W	115-103	8-1	3-5	11-6	Anthony - 26	James - 19	19,610S
18	12/3	@Golden State	W	117-109	8-1	4-5	12-6	Lenard - 38	Claxton - 21	16,147
19	12/5	GOLDEN STATE	W	98-81	9-1	4-5	13-6	Anthony - 28	Dunleavy - 19	17,512
20	12/7	BOSTON	L	111-116	9-2	4-5	13-7	White - 23	Pierce - 33	16,823
21	12/9	@Atlanta	L	98-112	9-2	4-6	13-8	Lenard - 25	Vaughn - 23	14,328
22	12/12	@Philadelphia	W	86-77	9-2	5-6	14-8	Miller - 23	Thomas - 19	20,493
23	12/13	@New York	L	88-95	9-2	5-7	14-9	Anthony - 25	Van Horn - 16	19,763
24	12/16	NEW ORLEANS	W	116-94	10-2	5-7	15-9	Anthony - 21	Davis - 25	14,193
25	12/17	@Seattle	W	99-98	10-2	6-7	16-9	Miller - 20	Lewis/Murray - 19	13,065
26	12/19	@LA Lakers	L	99-101	10-2	6-8	16-10	Anthony - 24	O'Neal - 26	18,997
27	12/20	SEATTLE	L	106-115	10-3	6-8	16-11	Lenard - 31	Frahm - 31	18,612
28	12/22	MEMPHIS	W	106-99	11-3	6-8	17-11	Lenard - 24	Gasol - 24	16,155
29	12/26	HOUSTON	W	95-94	12-3	6-8	18-11	Anthony - 37	Taylor - 22	19,685S
30	12/28	GOLDEN STATE	W	103-79	13-3	6-8	19-11	Camby - 17	Richardson - 14	17,763
31	12/30	TORONTO	L	74-81	13-4	6-8	19-12	Anthony - 19	Rose/Williams - 17	19,099S
32	12/31	@LA Clippers	L	104-120	13-4	6-9	19-13	Lenard/Miller - 18	Richardson - 44	14,350
33	1/2	@Portland	W	106-96	13-4	7-9	20-13	Lenard - 27	Wallace - 30	17,316
34	1/3	ATLANTA	L	76-84	13-5	7-9	20-14	Anthony - 26	Jackson - 25	17,230
35	1/5	SAN ANTONIO	L	74-98	13-6	7-9	20-15	Camby - 13	Duncan - 30	15,120
36	1/7	LA LAKERS	W	113-91	14-6	7-9	21-15	Boykins - 22	Bryant - 27	19,739S
37	1/9	UTAH	W	106-96	15-6	7-9	22-15	Anthony - 27	Stevenson - 19	19,402S
38	1/11	@Sacramento	L	106-117	15-6	7-10	22-16	Miller - 30	Stojakovic - 33	17,317
39	1/13	@Phoenix	W	105-92	15-6	8-10	23-16	Lenard - 32	Stoudemire - 28	15,910
40	1/14	@LA Lakers	L	71-97	15-6	8-11	23-17	Lenard/Miller - 15	Medvedenko - 22	18,562
41	1/16	DALLAS	L	88-91	15-7	8-11	23-18	Miller - 28	Nowitzki - 22	19,216S
42	1/18	MIAMI	W	88-80	16-7	8-11	24-18	Anthony - 31	Odom - 26	17,635
43	1/20	@Utah	W	96-75	16-7	9-11	25-18	Lenard - 17	Williams - 20	19,385
44	1/21	PHOENIX	W	97-92	17-7	9-11	26-18	Camby/Miller - 22	Johnson - 28	15,652
45	1/23	@New Orleans	L	91-97	17-7	9-12	26-19	Anthony - 24	Magloire - 20	14,181
46	1/25	@Memphis	L	88-106	17-7	9-13	26-20	Anthony - 25	Wells - 17	17,284
47	1/26	MINNESOTA	L	95-97	17-8	9-13	26-21	Miller - 24	Garnett - 31	15,320
48	1/28	CHICAGO	W	115-99	18-8	9-13	27-21	White - 24	Curry - 21	15,420
49	1/31	@Dallas	W	102-107	18-8	10-13	28-21	Anthony - 26	Finley - 37	20,463
50	2/2	PORTLAND	W	116-97	19-8	10-13	29-21	Anthony - 39	Randolph - 28	15,866
51	2/6	@Golden State	L	87-96	19-8	10-14	29-22	Anthony - 24	Claxton - 25	17,576
52	2/8	@Sacramento	L	92-115	19-8	10-15	29-23	Anthony - 24	Stojakovic - 35	17,317
53	2/9	MEMPHIS	W	86-83	20-8	10-15	30-23	Anthony/Miller - 20	Battier - 13	15,316
54	2/10	@Portland	W	107-98	20-8	11-15	31-23	Lenard - 31	Abdur-Rahim - 20	16,384
55	2/17	PHILADELPHIA	W	106-85	21-8	11-15	32-23	Anthony - 28	Iverson - 27	19,099S
56	2/20	@Orlando	L	98-102	21-8	11-16	32-24	Anthony - 35	Howard - 24	15,588
57	2/21	@Miami	L	81-97	21-8	11-17	32-25	Anthony - 16	Wade - 28	16,500
58	2/23	@Memphis	L	106-109	21-8	11-18	32-26	Anthony - 26	Gasol - 25	13,423
59	2/25	LA LAKERS	L	111-112	21-9	11-18	32-27	Anthony - 35	Bryant - 35	19,812S
60	2/28	@San Antonio	L	92-117	21-9	11-19	32-28	Anthony - 26	Parker - 29	18,797
61	2/29	NEW YORK	W	107-96	22-9	11-19	33-28	Anthony - 25	K. Thomas - 18	19,099S
62	3/2	NEW JERSEY	L	91-95	22-10	11-19	33-29	Anthony - 26	Kittles - 34	18,044
63	3/6	DETROIT	L	66-97	22-11	11-19	33-30	6 tied - 8	R. Wallace - 20	19,681S
64	3/7	INDIANA	L	94-103	22-12	11-19	33-31	Anthony - 29	O'Neal - 31	19,099S
65	3/9	@Washington	W	117-87	22-12	12-19	34-31	Anthony - 26	Arenas - 23	14,924
66	3/10	@New Jersey	L	97-98	22-12	12-20	34-32	Anthony - 24	Martin - 28	13,083
67	3/12	@Milwaukee	W	117-111	22-12	13-20	35-32	Anthony - 31	Van Horn - 25	18,717
68	3/14	UTAH	W	102-75	23-12	13-20	36-32	Miller - 24	Arroyo - 13	19,522S
69	3/17	@Boston	L	100-104	23-12	13-21	36-33	Anthony - 20	Pierce - 28	17,763
70	3/19	@Detroit	L	75-94	23-12	13-22	36-34	Anthony - 20	Hamilton/R. Wallace - 20	20,076
71	3/21	@Minnesota	L	77-98	23-12	13-23	36-35	Anthony - 13	Garnett - 20	19,557
72	3/22	LA CLIPPERS	W	102-80	24-12	13-23	37-35	Anthony - 22	Drobnjak - 24	16,673
73	3/24	MINNESOTA	W	101-92	25-12	13-23	38-35	Anthony - 25	Garnett - 24	19,099S
74	3/26	@Seattle	L	86-102	25-12	13-24	38-36	Anthony - 21	Allen - 27	17,072
75	3/27	@Utah	L	83-85	25-12	13-25	38-37	Anthony - 25	Arroyo - 19	19,911
76	3/30	SEATTLE	W	124-119	26-12	13-25	39-37	Anthony - 41	Lewis - 26	17,699
77	4/2	HOUSTON	W	110-100	27-12	13-25	40-37	Anthony/Camby - 20	Yao - 23	19,680S
78	4/7	@Phoenix	W	111-96	27-12	14-25	41-37	Anthony - 36	Johnson - 22	16,797
79	4/9	@Houston	L	103-106	27-12	14-26	41-38	Camby - 23	Francis - 33	18,148
80	4/10	PORTLAND	W	110-100*	28-12	14-26	42-38	Anthony - 30	Miles/Randolph - 23	19,794S
81	4/12	SACRAMENTO	W	97-89	29-12	14-26	43-38	Miller - 21	Stojakovic - 20	19,746S
82	4/14	@San Antonio	L	67-93	29-12	14-27	43-39	Anthony - 12	Duncan - 23	18,797

* Denotes number of overtime periods

S Ball Arena (previously known as Pepsi Center) sellout





2004-05 ROSTER

NO.	PLAYER	POS	HT	WT	COLLEGE/YR	EXP.
15	Carmelo Anthony	F	6-8	230	Syracuse '06	1
11	Earl Boykins	G	5-5	133	Eastern Michigan '98	6
7	Greg Buckner	G/F	6-4	210	Clemson '98	5
23	Marcus Camby	F/C	6-11	235	Massachusetts '97	8
56	Francisco Elson	F/C	7-0	235	California '99	1
12	Luis Flores	G	6-2	200	Manhattan '04	R
1	Voshon Lenard	G	6-4	205	Minnesota '95	8
3	DerMarr Johnson	G	6-9	201	Cincinnati '03	4
6	Kenyon Martin	F	6-9	240	Cincinnati '00	4
24	Andre Miller	G	6-2	200	Utah '99	6
21	Eduardo Najera	F	6-8	240	Oklahoma '00	4
31	Nenê	F	6-11	260	Brazil	2
10	Wesley Person	G/F	6-6	205	Auburn '94	10
41	Mark Pope	F	6-10	235	Kentucky '96	6
9	Bryon Russell	G/F	6-7	225	Long Beach State '93	11
22	Nikoloz Tskitishvili	F	7-0	245	Republic of Georgia	1
5	Rodney White	F	6-9	230	Charlotte '04	2

Head Coach: George Karl (North Carolina '73)
Assistant Coaches: Doug Moe (North Carolina '61), Scott Brooks (UC-Irvine '87),
 Adrian Dantley (Notre Dame '77)
Assistant Coaches/Player Development: Chip Engelland (Duke '83), Rex Kalamian (Cal Poly Pomona '77)
Assistant Coach/Director of Scouting: Bill Branch (Lenior-Rhyne College '88)
Asst. Coach/Strength & Conditioning: Steve Hess (Ithaca '91)
Athletic Trainer: Jim Gillen (Ft. Hays State '74)
Asst. Athletic Trainer: Derrick Fitts (Colorado State '98)

NUGGETS 2004-05 TEAM HIGHS & LOWS

	HIGH	LOW	HIGH	LOW	
Points	127 vs. Wash, 3/22	70 @ Det., 11/26	Free-Throw Percentage	(.917/33-36) @ NO, 2/27	(.545/12-22) vs. Sea., 11/9
Field Goals Made	50 vs. Wash., 3/22	25 @ Mem., (OT), 2/25	Total Rebounds	54 vs. Mem, 4/15	28 vs. Det., 11/11
Field Goals Attempted	97 (2) @ Phx., 4/18	64 @ Ind., 1/29	Offensive Rebounds	21 @ Ori., 12/18	4 (2) vs. NJ., 11/23
Field Goal Percentage	(.571 (2)/40-70) vs. Sea, 4/9	(.333/26-78) @ Det., 1/26	Defensive Rebounds	39 vs. Bos., 2/23	20 (2) vs. Det., 11/11
Three-Pointers Made	10 (2) vs. LAL, 3/24	0 @ Det., 1/26	Assists	40 vs. Cha., 3/16	13 @ Det., 1/26
Three-Pointers Attempted	26 vs. LAL, 3/24	2 @ Ind., 1/29	Steals	17 vs. Mia., 12/4	2 vs. Cle., 12/2
Three-Point Percentage	(1.000/3-3) @ NO, 4/6	(.000/0-5) @ Det., 1/26	Turnovers	22 (4) vs. Mem., 4/15	6 @ Sea. (OT), 1/18
Free-Throws Made	44 @ Mem. (OT), 2/25	5 @ Port., 2/2	Blocked Shots	12 vs. NJ., 11/23	1 (5) last vs. Phx., 4/18
Free-Throws Attempted	52 @ Mem. (OT), 11/14	8 @ Port., 2/2	Personal Fouls	32, lvs. Was., 3/22	14 @ Ori., 12/18

OPPONENTS 2004-05 TEAM HIGHS & LOWS

	HIGH	LOW	HIGH	LOW	
Points	128 @ Phx., 4/18	67 by NO, 11/29	Free-Throw Percentage	(1.000/8-8) by NO, 11/29	(.579/11-19) by Mem., 1/21
Field Goals Made	50 @ Ori., 12/18	24 by Atl., 3/1	Total Rebounds	58 by Phx., 3/13	24 by Mem., 1/21
Field Goals Attempted	95 by GS, 4/11	65 by Atl., 3/1	Offensive Rebounds	19 by SA, 4/1	5 (2) last by Mem., 1/21
Field Goal Percentage	(.581/50-86) @ Ori., 12/18	(.318/28-88) by SA, 4/1	Defensive Rebounds	42 by Phx., 3/13	19 (2) @ Port., 4/2
Three-Pointers Made	15 @ Hou., 4/16	1 (3) @ LAC, 3/5	Assists	32 (2) @ Hou., 4/16	13 by Atl., 3/1
Three-Pointers Attempted	34 by GS, 4/11	6 by Atl., 3/1	Steals	14 by Dal., 11/21	3 (3) @ NO, 4/6
Three-Point Percentage	(.625/15-24) @ Hou., 4/16	(.111/1-9) by Dal., 11/21	Turnovers	26 (2) by Port., 3/7	8 by Mem., 1/21
Free-Throws Made	35 by LAC, 1/3	8 by NO, 11/29	Blocked Shots	12 @ NO, 4/6	0 (2) @ Port., 4/2
Free-Throws Attempted	46 by Was., 3/22	8 by NO, 11/29	Personal Fouls	37 @ Mem. (OT), 2/25	13 @ Port., 2/2





2004-05 GAME-BY-GAME RESULTS (49-33)

NO.	DATE	OPPONENT	W-L	SCORE	HOME	ROAD	TOTAL	DEN. HIGH SCORER	OPP. HIGH SCORER	ATTEND.
1	11/2	@L.A. Lakers	L	78-89	0-0	0-1	0-1	Anthony - 20	Bryant - 25	18,997
2	11/4	MINNESOTA	W	94-92*	1-0	0-1	1-1	Anthony/Miller - 19	Garnett - 25	19,099S
3	11/6	UTAH	L	82-106	1-1	0-1	1-2	Boykins - 17	Boozer - 30	19,099S
4	11/8	@Utah	L	91-102	1-1	0-2	1-3	Anthony - 17	Kirilenko - 24	18,667
5	11/9	SEATTLE	L	88-108	1-2	0-2	1-4	Anthony - 20	Allen - 30	12,962
6	11/11	DETROIT	W	117-109	2-2	0-2	2-4	Anthony - 34	Hamilton - 25	16,711
7	11/14	@Sacramento	L	89-101	2-2	0-3	2-5	Anthony - 28	Miller - 26	17,317
8	11/17	TORONTO	W	112-106	3-2	0-3	3-5	Anthony - 30	Rose - 30	14,818
9	11/19	CHICAGO	W	99-81	4-2	0-3	4-5	Boykins - 32	Nocioni - 22	17,171
10	11/21	DALLAS	W	110-82	5-2	0-3	5-5	Buckner - 28	Harris - 15	15,622
11	11/23	NEW JERSEY	W	90-88	6-2	0-3	6-5	Martin - 22	Jefferson - 26	13,448
12	11/26	SAN ANTONIO	L	75-89	6-3	0-3	6-6	Anthony - 24	Duncan - 23	19,099S
13	11/27	@Houston	W	82-76	6-3	1-3	7-6	Miller - 20	McGrady/Padgett - 14	18,145
14	11/29	NEW ORLEANS	W	76-67	7-3	1-3	8-6	Boykins - 22	Nailon - 16	13,119
15	12/2	CLEVELAND	L	73-92	7-4	1-3	8-7	Anthony - 14	James - 17	19,152S
16	12/4	MIAMI	W	104-95	8-4	1-3	9-7	Anthony - 28	Wade - 26	18,282
17	12/6	ORLANDO	W	115-102	9-4	1-3	10-7	Miller - 29	Howard/Francis - 23	14,912
18	12/8	@Washington	W	111-105	9-4	2-3	11-7	Miller - 34	Arenas - 28	16,080
19	12/10	@Toronto	W	101-87	9-4	3-3	12-7	Anthony - 28	Alston - 25	17,197
20	12/12	@New York	L	96-107	9-4	3-4	12-8	Anthony - 26	Crawford - 31	19,763
21	12/14	@Philadelphia	L	102-110	9-4	3-5	12-9	Anthony - 29	Iverson - 31	15,392
22	12/15	@Boston	W	100-99	9-4	4-5	13-9	Anthony - 25	Pierce - 31	15,371
23	12/17	@Miami	L	100-107	9-4	4-6	13-10	Miller - 24	Wade - 25	19,984
24	12/18	@Orlando	L	95-117	9-4	4-7	13-11	D. Johnson - 18	Mobley - 19	15,531
25	12/20	PHOENIX	L	105-107	9-5	4-7	13-12	Miller - 23	Stoudemire - 32	19,609S
26	12/22	@Seattle	L	83-98	9-5	4-8	13-13	Miller - 20	Lewis - 21	17,072
27	12/26	DALLAS	L	88-102	9-6	4-8	13-14	Miller - 18	Nowitzki - 36	19,099S
28	12/27	@Golden State	L	101-104	9-6	4-9	13-15	Miller - 21	Pietrus - 24	16,819
29	12/31	PHILADELPHIA	W	97-92	10-6	4-9	14-15	Anthony - 24	Iverson - 29	19,099S
30	1/2	@L.A. Lakers	L	91-99	10-6	4-10	14-16	Anthony - 27	Bryant - 42	18,997
31	1/3	L.A. CLIPPERS	L	98-102	10-7	4-10	14-17	Anthony - 21	Maggette-33	14,817
32	1/8	@San Antonio	L	90-99	10-7	4-11	14-18	Martin - 26	Ginobili - 22	18,797
33	1/9	HOUSTON	L	98-116	10-8	4-11	14-19	Anthony - 27	McGrady - 45	18,227
34	1/11	@Sacramento	L	100-109	10-8	4-12	14-20	Martin - 17	Stojakovic - 27	17,317
35	1/12	L.A. LAKERS	W	95-83	11-8	4-12	15-20	Martin - 18	Butler - 18	18,171
36	1/14	MINNESOTA	L	83-93	11-9	4-12	15-21	Martin - 23	Sprewell - 29	18,906
37	1/17	@Golden State	L	97-107	11-9	4-13	15-22	Anthony - 24	Richardson - 42	15,591
38	1/18	@Seattle	W	116-110*	11-9	5-13	16-22	Miller - 30	Radmanovic - 25	15,555
39	1/21	MEMPHIS	W	92-82	12-9	5-13	17-22	Boykins - 25	Wright - 17	18,056
40	1/23	@Dallas	L	93-95	12-9	5-14	17-23	Martin - 19	Nowitzki - 35	19,744
41	1/25	@Chicago	L	107-111	12-9	5-15	17-24	Anthony - 32	Hinrich - 23	18,911
42	1/26	@Detroit	L	70-87	12-9	5-16	17-25	Boykins - 14	B. Wallace - 14	22,076
43	1/28	@Milwaukee	W	106-100	12-9	6-16	18-25	Anthony - 25	Redd - 26	16,219
44	1/29	@Indiana	W	95-88	12-9	7-16	19-25	Martin - 25	O'Neal - 22	18,345
45	2/1	NEW YORK	W	96-76	13-9	7-16	20-25	Martin - 27	Crawford - 20	15,821
46	2/2	@Portland	L	94-97	13-9	7-17	20-26	Miller - 27	Van Exel - 26	14,256
47	2/5	GOLDEN STATE	W	107-91	14-9	7-17	21-26	Martin - 24	Claxton - 17	19,099S
48	2/8	UTAH	W	97-87	15-9	7-17	22-26	Anthony - 25	Okur - 21	15,898
49	2/9	@Minnesota	L	92-98	15-9	7-18	22-27	Anthony - 21	Garnett - 24	15,442
50	2/11	@Cleveland	W	106-101	15-9	8-18	23-27	Boykins - 20	James - 35	20,562
51	2/13	@New Jersey	L	79-94	15-9	8-19	23-28	Anthony - 18	Carter - 23	16,125
52	2/15	@Atlanta	W	100-96	15-9	9-19	24-28	Anthony - 22	Walker - 22	19,043
53	2/16	@Charlotte	L	88-94	15-9	9-20	24-29	Anthony - 21	Rush - 20	11,754
54	2/23	BOSTON	W	107-86	16-9	9-20	25-29	Miller - 22	West - 17	17,987
55	2/25	@Memphis	W	97-94*	16-9	10-20	26-29	Boykins - 19	Cardinal - 28	18,119
56	2/27	@New Orleans	W	94-93	16-9	11-20	27-29	Anthony - 31	Dickau - 22	14,548
57	3/1	ATLANTA	W	97-74	17-9	11-20	28-29	Anthony - 23	Harrington - 18	15,341
58	3/3	INDIANA	W	96-87	18-9	11-20	29-29	Anthony - 26	Jackson - 16	17,811
59	3/5	@L.A. Clippers	W	105-89	18-9	12-20	30-29	Boykins - 22	Simmons - 18	18,423
60	3/7	PORTLAND	W	111-98	19-9	12-20	31-29	Anthony - 23	Stoudemire - 24	18,707
61	3/12	@San Antonio	W	90-87	19-9	13-20	32-29	Martin - 23	Parker - 25	18,797
62	3/13	PHOENIX	L	101-106	19-10	13-20	32-30	Martin - 21	Nash - 25	19,566S
63	3/16	CHARLOTTE	W	120-101	20-10	13-20	33-30	Anthony - 25	Bogans - 19	16,527
64	3/18	L.A. CLIPPERS	W	115-96	21-10	13-20	34-30	Anthony - 21	Maggette - 26	18,915
65	3/20	MILWAUKEE	W	114-103	22-10	13-20	35-30	Miller - 22	Mason - 24	16,816
66	3/22	WASHINGTON	W	127-98	23-10	13-20	36-30	Johnson - 20	Arenas - 25	16,712
67	3/24	L.A. LAKERS	W	117-96	24-10	13-20	37-30	Boykins - 21	Butler - 22	19,866S
68	3/26	SACRAMENTO	W	113-99	25-10	13-20	38-30	Anthony - 28	Stojakovic - 24	19,729S
69	3/28	@Phoenix	L	114-123	25-10	13-21	38-31	Anthony - 22	Marion - 30	18,422
70	3/30	@Utah	W	109-98	25-10	14-21	39-31	Miller - 24	Okur - 23	17,444
71	4/1	SAN ANTONIO	W	102-84	26-10	14-21	40-31	Boykins - 23	Parker - 17	19,730S
72	4/2	@Portland	W	103-97	26-10	15-21	41-31	Anthony - 23	Stoudemire - 27	17,638
73	4/5	@Memphis	W	94-91	26-10	16-21	42-31	Anthony - 24	Gasol - 18	18,119
74	4/6	@New Orleans	W	94-83	26-10	17-21	43-31	Anthony - 18	Dickau - 20	14,659
75	4/8	@Minnesota	W	107-104	26-10	18-21	44-31	Anthony - 26	Cassell - 27	19,904
76	4/9	SEATTLE	W	121-105	27-10	18-21	45-31	Anthony - 24	Allen - 32	19,751S
77	4/11	GOLDEN STATE	W	122-106	28-10	18-21	46-31	Anthony - 32	Davis - 28	18,045
78	4/13	NEW ORLEANS	W	116-102	29-10	18-21	47-31	Anthony - 19	Smith - 25	17,316
79	4/15	MEMPHIS	W	111-102	30-10	18-21	48-31	Anthony - 22	Miller - 17	19,735S
80	4/16	@Houston	L	87-115	30-10	18-22	48-32	Martin - 22	McGrady - 32	18,216
81	4/18	@Phoenix	L	114-128	30-10	18-23	48-33	Anthony - 36	Stoudemire/Johnson - 26	18,422
82	4/19	PORTLAND	W	119-115	31-10	18-23	49-33	Anthony - 36	Miles - 47	19,099S

* Denotes number of overtime periods

§ Ball Arena (previously known as Pepsi Center) sellout





2005-06 ROSTER

NO.	PLAYER	POS	HT	WT	COLLEGE/YR	EXP.
15	Carmelo Anthony	F	6-8	230	Syracuse '06	2
11	Earl Boykins	G	5-5	133	Eastern Michigan '98	7
7	Greg Buckner	G/F	6-4	210	Clemson '98	6
23	Marcus Camby	F/C	6-11	235	Massachusetts '97	9
56	Francisco Elson	F/C	7-0	235	California '99	2
30	Reggie Evans	F	6-8	245	Iowa	3
32	Julius Hodge	G	6-7	210	North Carolina State	R
3	DerMarr Johnson	G	6-9	201	Cincinnati '03	5
43	Linas Kleiza	F	6-8	235	Missouri	R
1	Voshon Lenard	G	6-4	205	Minnesota '95	10
6	Kenyon Martin	F	6-9	240	Cincinnati '00	5
24	Andre Miller	G	6-2	200	Utah '99	6
21	Eduardo Najera	F	6-8	240	Oklahoma '00	5
31	Nenê	F	6-11	260	Brazil	3
22	Ruben Patterson	G/F	6-5	224	Cincinnati	7
9	Bryon Russell	G/F	6-7	225	Long Beach State '93	12
8	Earl Watson	G	6-1	195	UCLA	4

Head Coach: George Karl (North Carolina '73)
Assistant Coaches: Doug Moe (North Carolina '61), Scott Brooks (UC-Irvine '87),
 Adrian Dantley (Notre Dame '77), Tim Grgurich (Pittsburgh '64)
Assistant Coach/Player Development: John Welch (UNLV '86)
Assistant Coach/Director of Scouting: Bill Branch (Lenior-Rhyme College '88)
Asst. Coach/Strength & Conditioning: Steve Hess (Ithaca '91)
Athletic Trainer: Jim Gillen (Ft. Hays State '74)
Asst. Athletic Trainer: Derrick Fitts (Colorado State '98)

NUGGETS 2005-06 TEAM HIGHS & LOWS

	HIGH	LOW		HIGH	LOW
Points	139 vs. Phx. (30T), 1/10	78 @ Hou., 3/3	Free-Throw Percentage	(.923/36-39) vs. Atl., 12/6	(.525/21-40) vs. GS, 4/8
Field Goals Made	51 vs. Phx. (30T), 1/10	26 vs. S.A., 12/31	Total Rebounds	60 vs. Port., 11/4	23 @ Utah, 2/1
Field Goals Attempted	104 vs. Phx. (30T), 1/10	69 (2) last @ Mem., 3/17	Offensive Rebounds	22 vs. Det., 3/1	3 @ LAC, 4/4
Field Goal Percentage	(.640/48-75) vs. Mem., 3/6	(.333/30-90) @ Hou., 3/3	Defensive Rebounds	45 vs. Port., 11/4	17 vs. Utah, 3/29
Three-Pointers Made	11 @ Hou., 1/8	0 (3) last vs. Phx., 2/15	Assists	34 (2) last @ LAC, 4/4	12 @ Dal., 4/2
Three-Pointers Attempted	25 (2) last @ Sea., 4/19	5 vs. Orl., 3/4	Steals	18 vs. Dal., 2/10	2 @ Tor., 3/10
Three-Point Percentage	(.750/6-8) vs. Mem., 3/6	(.000/0-14) (3) last vs. Phx., 2/15	Turnovers	25 @ Sea., 4/19	6 @ Utah, 2/1
Free-Throws Made	36 (2) last vs. Chi., 2/8	9 (3) last @ Min., 2/24	Blocked Shots	14 vs. Port., 11/4	1 (3) last @ Mem., 3/17
Free-Throws Attempted	47 vs. NJ, 11/28	14 @ Min., 2/24	Personal Fouls	33 @ Orl., 12/10	11 @ Min., 1/13

OPPONENTS 2005-06 TEAM HIGHS & LOWS

	HIGH	LOW		HIGH	LOW
Points	137 @ Phx. (30T), 1/10	68 by Portland, 11/4	Free-Throw Percentage	(1.000/10-10) by Phx., 2/15	(.350/7-20) by Port., 11/4
Field Goals Made	50 by Phx. (30T), 1/10	27 by Hou., 12/23	Total Rebounds	54 @ Phi., 3/9	21 by Mem., 3/6
Field Goals Attempted	104 by Phx. (30T), 1/10	65 by Utah, 3/29	Offensive Rebounds	22 @ Phi., 3/9	by Mem., 3/6
Field Goal Percentage	(.585/38-65) by Utah, 3/29	(.314/ 27-86) by Hou., 12/23	Defensive Rebounds	40 by Phx., 2/15	15 by Orl., 3/4
Three-Pointers Made	14 (2) last by Phx., 2/15	0 @ NOK, 11/16	Assists	36 (2) last Phx. (30T), 1/10	15 by LAC, 11/25
Three-Pointers Attempted	35 by Phx. (30T), 1/10	8 (3) last by Orl., 3/4	Steals	13 (2) last @ Sea., 4/19	1 by LAC, 1/27
Three-Point Percentage	(.700/7-10) by Mem., 3/6	(.000/0-13) @ NOK, 11/16	Turnovers	26 @ Cha., 12/13	5 @ Tor., 3/10
Free-Throws Made	33 by Utah, 3/29	7 by Port., 11/4	Blocked Shots	15 by Phi., 12/27	1 (3) last by Phx., 2/15
Free-Throws Attempted	41 by Utah, 3/29	10 by Phx., 2/15	Personal Fouls	34 @ Sea. (OT), 2/12	12 @ Min., 1/13





2005-06 GAME-BY-GAME RESULTS (44-38)

NO.	DATE	OPPONENT	W-L	SCORE	HOME	ROAD	TOTAL	DEN. HIGH SCORER	OPP. HIGH SCORER	ATTEND.
1	11/1	@San Antonio	L	91-102	0-0	0-1	0-1	Anthony - 23	Parker - 26	18,797
2	11/2	L.A. LAKERS	L	97-99*	0-1	0-1	0-2	Camby - 19	Bryant - 33	19,245S
3	11/4	PORTLAND	W	107-68	1-1	0-1	1-2	Camby - 23	Miles - 13	15,595
4	11/6	@L.A. Lakers	L	92-112	1-1	0-2	1-3	Anthony - 21	Bryant - 37	18,997
5	11/9	SACRAMENTO	W	107-91	2-1	0-2	2-3	Camby - 20	Stojakovic - 26	12,371
6	11/11	@Sacramento	L	85-101	2-1	0-3	2-4	Camby - 20	Stojakovic - 23	17,317
7	11/13	MINNESOTA	W	102-91	3-1	0-3	3-4	Anthony - 23	Szczerbiak - 20	16,545
8	11/15	@Dallas	L	80-83	3-1	0-4	3-5	Anthony - 24	Nowitzki - 35	20,189
9	11/16	@N. Orleans/OKC*	W	91-81	3-1	1-4	4-5	Anthony - 31	Paul - 18	18,442
10	11/18	NEW YORK	W	95-86	4-1	1-4	5-5	Anthony - 25	Frye - 22	18,218
11	11/20	MEMPHIS	W	99-83	5-1	1-4	6-5	Anthony/Camby - 21	Gasol - 24	16,072
12	11/22	@Washington	W	108-105	5-1	2-4	7-5	Anthony - 28	Arenas - 36	15,980
13	11/23	@Detroit	L	89-114	5-1	2-5	7-6	Camby - 15	Hamilton - 19	22,076
14	11/25	L.A. CLIPPERS	W	105-95	6-1	2-5	8-6	Anthony - 35	Maggette - 22	18,142
15	11/28	NEW JERSEY	L	92-101	6-2	2-5	8-7	Martin - 26	Carter - 25	13,817
16	11/30	N. ORLEANS/OKC	L	95-102	6-3	2-5	8-8	Miller - 33	Mason - 26	15,603
17	12/2	@Phoenix	L	97-102	6-3	2-6	8-9	Camby - 33	Marion - 22	17,852
18	12/3	MIAMI	W	101-99	7-3	2-6	9-9	Anthony - 23	Wade - 32	18,196
19	12/6	ATLANTA	W	125-116	8-3	2-6	10-9	Anthony - 26	Harrington - 35	13,206
20	12/9	@Miami	W	100-92	8-3	3-6	11-9	Anthony - 40	Wade - 37	19,896
21	12/10	@Orlando	L	83-94	8-3	3-7	11-10	Anthony - 23	Stevenson - 18	16,569
22	12/13	@Charlotte	W	101-85	8-3	4-7	12-10	Anthony - 42	Okafor - 17	13,288
23	12/15	@Cleveland	L	85-94	8-3	4-8	12-11	Anthony - 23	James - 26	17,182
24	12/16	@New Jersey	L	106-115*	8-3	4-9	12-12	Miller - 22	Carter - 34	13,947
25	12/18	@Atlanta	L	107-110*	8-3	4-10	12-13	Anthony - 37	Johnson - 30	16,674
26	12/21	WASHINGTON	L	110-116	8-4	4-10	12-14	Anthony - 29	Arenas - 36	18,467
27	12/23	HOUSTON	W	108-86	9-4	4-10	13-14	Anthony - 25	Howard - 18	18,629
28	12/26	@Golden State	W	118-112	9-4	5-10	14-14	Anthony - 28	Richardson - 26	20,007
29	12/27	PHILADELPHIA	L	106-108	9-5	5-10	14-15	Anthony - 45	Iverson - 36	19,667S
30	12/29	SEATTLE	L	105-112	9-6	5-10	14-16	Anthony - 32	Allen - 39	15,641
31	12/31	SAN ANTONIO	L	88-98	9-7	5-10	14-17	Anthony - 25	Duncan - 25	18,296
32	1/2	BOSTON	W	120-110	10-7	5-10	15-17	Martin - 24	Pierce - 29	14,722
33	1/4	INDIANA	W	106-86	11-7	5-10	16-17	Anthony/Boykins - 23	Jackson - 21	14,041
34	1/6	DALLAS	L	112-114**	11-8	5-10	16-18	Anthony - 28	Nowitzki/Terry - 27	18,256
35	1/8	@Houston	W	92-90	11-8	6-10	17-18	Watson - 20	Alston - 24	15,316
36	1/10	PHOENIX	W	139-137***	12-8	6-10	18-18	Anthony - 43	Bell - 30	14,492
37	1/13	@Minnesota	L	89-103	12-8	6-11	18-19	Anthony - 21	Garnett - 31	18,417
38	1/14	@Milwaukee	W	100-93	12-8	7-11	19-19	Anthony - 38	Redd - 25	18,717
39	1/16	@Chicago	W	97-94	12-8	8-11	20-19	Anthony - 39	Hinrich - 20	21,793
40	1/18	CLEVELAND	W	90-89	13-8	8-11	21-19	Anthony/Boykins - 17	James - 24	19,099S
41	1/20	UTAH	W	113-83	14-8	8-11	22-19	Anthony - 31	Brown - 23	18,183
42	1/22	@San Antonio	W	89-85	14-8	9-11	23-19	Anthony - 20	Mohammed - 17	18,797
43	1/23	TORONTO	W	107-101	15-8	9-11	24-19	Anthony - 37	James - 22	14,826
44	1/25	@Portland	W	97-94	15-8	10-11	25-19	Anthony - 26	Randolph - 18	13,136
45	1/27	L.A. CLIPPERS	L	87-105	15-9	10-11	25-20	Anthony - 25	Brand - 33	18,712
46	1/28	@L.A. Clippers	L	79-112	15-9	10-12	25-21	Anthony - 16	Mobley - 19	18,862
47	1/31	@Sacramento	L	91-98	15-9	10-13	25-22	Anthony - 24	Martin - 25	17,317
48	2/1	@Utah	L	90-103	15-9	10-14	25-23	Anthony - 20	Okur - 28	17,571
49	2/4	PORTLAND	W	105-104	16-9	10-14	26-23	Anthony - 33	Randolph - 28	19,402S
50	2/6	@Golden State	L	114-122	16-9	10-15	26-24	Anthony - 34	Richardson - 28	17,257
51	2/8	CHICAGO	L	107-110	16-10	10-15	26-25	Anthony - 31	Gordon - 30	15,038
52	2/10	DALLAS	W	113-104	17-10	10-15	27-25	Martin - 34	Van Horn - 21	18,853
53	2/12	@Seattle	W	120-112*	17-10	11-15	28-25	Anthony - 33	Allen - 34	16,392
54	2/15	PHOENIX	L	101-116	17-11	11-15	28-26	Anthony - 29	Marion - 21	18,182
55	2/21	CHARLOTTE	W	100-84	18-11	11-15	29-26	Anthony - 24	Felton - 14	16,701
56	2/24	@Minnesota	W	102-101*	18-11	12-15	30-26	Anthony - 30	Garnett - 23	19,356
57	2/27	MILWAUKEE	L	89-110	18-12	12-15	30-27	Anthony - 19	Redd - 24	15,289
58	3/1	DETROIT	W	98-87	19-12	12-15	31-27	Martin - 28	Billups - 27	19,099S
59	3/3	@Houston	L	78-89	19-12	12-16	31-28	Anthony - 34	McGrady - 23	14,727
60	3/4	ORLANDO	W	110-94	20-12	12-16	32-28	Anthony - 24	Hill - 19	19,509S
61	3/6	MEMPHIS	W	115-101	21-12	12-16	33-28	Anthony - 35	Jackson - 22	15,242
62	3/9	@Philadelphia	W	97-93	21-12	13-16	34-28	Anthony - 29	Iverson - 38	18,194
63	3/10	@Toronto	W	108-97	21-12	14-16	35-28	Miller - 23	James - 26	17,806
64	3/12	@Boston	L	101-106	21-12	14-17	35-29	Anthony - 36	Pierce - 36	18,624
65	3/13	@New York	W	108-96	21-12	15-17	36-29	Anthony - 35	Marbury - 25	19,763
66	3/15	@Indiana	W	101-99	21-12	16-17	37-29	Anthony - 31	Stojakovic - 22	14,826
67	3/17	@Memphis	L	102-116	21-12	16-18	37-30	Anthony - 33	Miller - 41	17,922
68	3/18	@N. Orleans/OKC	W	109-94	21-12	17-18	38-30	Anthony - 28	West - 24	17,912
69	3/22	SAN ANTONIO	W	104-92	22-12	17-18	39-30	Anthony - 32	Ginobili - 16	17,455
70	3/24	SEATTLE	W	117-104	23-12	17-18	40-30	Anthony - 31	Ridnour - 28	19,099S
71	3/25	@Phoenix	L	96-107	23-12	17-19	40-31	Anthony - 28	Marion/Nash - 21	18,422
72	3/29	UTAH	L	104-115	23-13	17-19	40-32	Anthony - 31	Okur - 24	16,476
73	3/31	MINNESOTA	W	106-94	24-13	17-19	41-32	Anthony - 32	Garnett - 22	19,497S
74	4/2	@Dallas	L	79-103	24-13	17-20	41-33	Anthony - 25	Nowitzki - 30	20,251
75	4/4	@L.A. Clippers	L	109-111	24-13	17-21	41-34	Anthony - 24	Cassell - 19	17,365
76	4/6	L.A. LAKERS	W	110-108*	25-13	17-21	42-34	Anthony - 33	Bryant - 42	19,629S
77	4/8	GOLDEN STATE	W	95-92	26-13	17-21	43-34	Anthony - 28	Fisher/Diogo - 19	18,777
78	4/10	@Portland	W	110-98	26-13	18-21	44-34	Anthony - 28	Telfair/Lenard - 21	13,324
79	4/12	@Utah	L	83-104	26-13	18-22	44-35	Anthony - 18	Boozler - 25	17,817
80	4/15	SACRAMENTO	L	82-100	26-14	18-22	44-36	Patterson - 20	Bibby - 23	18,209
81	4/17	HOUSTON	L	83-86	26-15	18-22	44-37	Anthony - 22	Howard - 31	16,147
82	4/19	@Seattle	L	98-109	26-15	18-23	44-38	Johnson - 22	Allen - 27	16,746

* Denotes number of overtime periods

S Ball Arena (previously known as Pepsi Center) sellout

^ Oklahoma City





2006-07 ROSTER

NO.	PLAYER	POS	HT	WT	COLLEGE	EXP.
15	Carmelo Anthony	F	6-8	230	Syracuse	3
25	Steve Blake	G	6-3	172	Maryland	3
11	Earl Boykins	G	5-5	133	Eastern Michigan	8
23	Marcus Camby	F/C	6-11	235	Massachusetts	10
4	Anthony Carter	G	6-2	195	Hawaii	7
5	Yakhouba Diawara	G/F	6-7	225	Pepperdine	R
30	Reggie Evans	F	6-8	245	Iowa	4
3	Allen Iverson	G	6-0	165	Georgetown	10
32	Julius Hodge	G	6-7	210	North Carolina State	1
8	DerMarr Johnson	G	6-9	201	Cincinnati	6
43	Linas Kleiza	F	6-8	235	Missouri	1
6	Kenyon Martin	F	6-9	240	Cincinnati	6
24	Andre Miller	G	6-2	200	Utah	7
21	Eduardo Najera	F	6-8	240	Oklahoma	6
31	Nenê	F	6-11	260	Brazil	4
7	Jamal Sampson	F/C	6-11	265	California	4
1	J.R. Smith	G	6-6	220	St. Benedict's Prep (NJ)	2
22	Von Wafer	G	6-5	210	Florida State	1

Head Coach: George Karl (North Carolina)
Assistant Coaches: Doug Moe (North Carolina), Mike Dunlap (Loyola Marymount),
 Adrian Dantley (Notre Dame), Tim Grgurich (Pittsburgh)
Assistant Coach/Player Development: John Welch (UNLV), Jamahl Mosley (Colorado), Rick Brunson (Temple)
Coach/Director of Scouting: Bill Branch (Lenoir-Rhyne College)
Asst. Coach/Strength & Conditioning: Steve Hess (Ithaca)
Athletic Trainer: Jim Gillen (Ft. Hays State)

NUGGETS 2006-07 TEAM HIGHS & LOWS

	HIGH	LOW		HIGH	LOW
Points	140 vs. GSW, 11/24	75 vs. DAL, 4/6	Free-Throw Percentage	.897 (2) @ NY (26-29), 12/16	.313 (5-16) @ SAS, 4/18 *
Field Goals Made	52 vs. GSW, 11/24	27 vs. DAL, 4/6	Total Rebounds	61 @ SAC, 2/3	30 @ MIN, 2/14
Field Goals Attempted	98 vs. NOK (OT), 2/7	67 vs. UTA, 2/23	Offensive Rebounds	22 vs. GSW, 2/12	2 @ CLE, 3/25
Field Goal Percentage	.597 (43-72) @ CLE, 3/25	.348 (32-92) vs. HOU, 1/12	Defensive Rebounds	46 @ SAC, 2/3	20 @ POR, 1/31
Three-Pointers Made	15 @ HOU, 1/20 (OT)	1 (3) vs. DAL, 4/6	Assists	42 vs. GSW, 11/24 *	12 @ PHX, 3/30
Three-Pointers Attempted	30 vs. SAC, 12/22	7 vs. DAL, 4/6	Steals	17 @ CHA, 11/12	2 (2) vs. HOU, 3/2
Three-Point Percentage	.667 (10-15) vs. LAL, 3/15	.100 (1-10) @ WAS, 12/13	Turnovers	25 @ GSW, 11/22	7 @ BOS, 12/15
Free-Throws Made	39 vs. LAL, 4/9	5 @ SAS, 4/18	Blocked Shots	11 @ NOK, 4/13	0 @ TOR, 3/23
Free-Throws Attempted	49 vs. LAL, 4/9	15 vs. SAS, 1/10	Personal Fouls	32 @ MEM, 4/14	10 @ CLE, 3/25

OPPONENTS 2006-07 TEAM HIGHS & LOWS

	HIGH	LOW		HIGH	LOW
Points	133 @ MEM, 4/14	71 vs. DAL, 4/6	Free-Throw Percentage	.917 (2) @ TOR, 3/23	.429 (9-21) by SAS, 1/10
Field Goals Made	53 by GSW, 11/24	29 @ SAS, 4/18	Total Rebounds	57 by NOK (OT), 2/7	33 by SEA, 12/28
Field Goals Attempted	112 by WAS, 12/18 *	68 @ ORL, 11/15	Offensive Rebounds	21 (2) @ CHI, 3/22	4 by HOU, 1/12
Field Goal Percentage	.578 @ MEM, 4/14	.358 (29-81) @ SAS, 4/18	Defensive Rebounds	41 @ NOK, 12/29	17 @ SEA, 4/1
Three-Pointers Made	16 @ GSW, 3/7	2 (4) @ LAC, 4/7	Assists	39 @ LAL, 1/5	14 (2) @ SAS, 4/18
Three-Pointers Attempted	34 @ GSW, 3/7	6 @ MEM, 4/14	Steals	14 (4) @ MEM, 4/14	3 (2) @ LAL, 4/3
Three-Point Percentage	.667 (4-6) @ MEM, 4/14	.133 (2-15) @ CHA, 11/12	Turnovers	29 @ CHA, 11/12 *	8 by TOR, 11/18
Free-Throws Made	33 @ MEM, 4/14	8 (4) by DAL, 4/6	Blocked Shots	12 by BOS, 12/26	0 @ SEA, 1/23
Free-Throws Attempted	43 @ MEM, 4/14	10 (2) @ CLE, 3/25	Personal Fouls	34 by WAS, 12/18	13 @ MIN, 2/14

* Denotes NBA High/Low





2006-07 GAME-BY-GAME RESULTS (45-37)

NO.	DATE	OPPONENT	W-L	SCORE	HOME	ROAD	TOTAL	DEN. HIGH SCORER	OPP. HIGH SCORER	ATTEND.
1	11/2	@L.A. Clippers	L	95-96	0-0	0-1	0-1	J.R. Smith - 21	Cassell - 35	18,050
2	11/3	MINNESOTA	L	109-112	0-1	0-1	0-2	Anthony/Boykins - 28	Garrett - 27	19,234S
3	11/8	NEW YORK	L	107-109	0-2	0-1	0-3	Anthony - 37	Crawford - 35	14,315
4	11/10	@Philadelphia	W	108-101	0-2	1-1	1-3	Anthony - 31	Korver - 23	16,374
5	11/12	@Charlotte	W	108-101	0-2	2-1	2-3	Anthony - 36	Okafor - 22	13,203
6	11/14	@Miami	W	112-105	0-2	3-1	3-3	Anthony - 33	Wade - 37	19,600
7	11/15	@Orlando	L	99-108	0-2	3-2	3-4	Anthony - 34	Dooling - 25	15,463
8	11/18	TORONTO	W	117-109	1-2	3-2	4-4	Anthony - 34	Bosh - 31	15,531
9	11/21	CHICAGO	W	113-109	2-2	3-2	5-4	J.R. Smith - 36	Hinrich - 28	16,172
10	11/22	@Golden State	W	115-112	2-2	4-2	6-4	Anthony - 33	Richardson - 24	17,505
11	11/24	GOLDEN STATE	W	140-129	3-2	4-2	7-4	J.R. Smith - 31	Biedrins - 31	16,234
12	11/26	L.A. CLIPPERS	W	103-88	4-2	4-2	8-4	Anthony - 33	Maggette - 22	14,236
13	11/28	MEMPHIS	L	96-108	4-3	4-2	8-5	Anthony - 37	Warrick - 25	12,435
14	12/1	@Minnesota	W	106-92	4-3	5-2	9-5	Anthony - 35	Garrett/Davis - 21	14,768
15	12/2	INDIANA	W	121-101	5-3	5-2	10-5	Anthony - 38	Tinsley - 25	19,155S
16	12/6	ATLANTA	L	96-98	5-4	5-2	10-6	Anthony - 24	J. Johnson - 27	13,126
17	12/8	MIAMI	W	123-107	6-4	5-2	11-6	J.R. Smith - 37	Wade/Haslem - 21	19,155S
18	12/9	@Dallas	L	90-105	6-4	5-3	11-7	Anthony/J.R. Smith - 18	Howard - 30	20,343
19	12/12	@Atlanta	W	100-87	6-4	6-3	12-7	Anthony - 26	Josh Smith - 21	14,831
20	12/13	@Washington	L	91-120	6-4	6-4	12-8	Anthony - 37	Arenas - 34	14,304
21	12/15	@Boston	L	114-119	6-4	6-5	12-9	Anthony - 42	Pierce - 38	15,607
22	12/16	@New York	W	123-100	6-4	7-5	13-9	Anthony - 34	Marbury - 31	19,763
23	12/18	WASHINGTON	W	117-108	7-4	7-5	14-9	Boykins - 29	Butler - 26	14,285
24	12/22	SACRAMENTO	L	96-101	7-5	7-5	14-10	Boykins - 25	Miller/Salmons - 21	18,022
25	12/26	BOSTON	W	116-105	8-5	7-5	15-10	Iverson - 28	Green/Allen - 18	17,914
26	12/28	SEATTLE	W	112-98	9-5	7-5	16-10	Iverson - 44	Wilkins - 26	17,400
27	12/29	@N. Orleans/OKC*	L	89-99	9-5	7-6	16-11	Boykins - 26	Butler - 20	19,344
28	12/31	DALLAS	L	85-89	9-6	7-6	16-12	Iverson - 28	Howard - 28	18,423
29	1/2	PHILADELPHIA	L	97-108	9-7	7-6	16-13	Iverson - 30	Korver - 26	17,436
30	1/5	@L.A. Lakers	L	104-123	9-7	7-7	16-14	Boykins - 24	Parker - 23	18,997
31	1/6	UTAH	L	84-96	9-8	7-7	16-15	Iverson - 22	Williams - 28	18,341
32	1/8	MILWAUKEE	W	104-92	10-8	7-7	17-15	Boykins - 26	Patterson - 29	14,220
33	1/10	SAN ANTONIO	L	83-92	10-9	7-7	17-16	Iverson - 33	Parker - 26	16,486
34	1/12	HOUSTON	L	86-90	10-10	7-7	17-17	Iverson - 28	Battier - 25	17,333
35	1/14	@Portland	W	109-93	10-10	8-7	18-17	Iverson - 32	Rodriguez - 23	16,890
36	1/19	CLEVELAND	W	110-99	11-10	8-7	19-17	Camby - 26	James - 30	19,155S
37	1/20	@Houston	W	121-113*	11-10	9-7	20-17	Iverson - 36	McGrady - 24	18,233
38	1/22	MEMPHIS	W	115-98	12-10	9-7	21-17	Anthony - 28	Gasol - 23	19,155S
39	1/23	@Seattle	W	117-112	12-10	10-7	22-17	Anthony - 34	Allen - 44	17,072
40	1/26	@Utah	L	111-116	12-10	10-8	22-18	Anthony - 37	Boxer - 25	19,911
41	1/27	NEW JERSEY	L	102-112	12-11	10-8	22-19	J.R. Smith - 28	Carter - 40	19,737S
42	1/29	CHARLOTTE	L	101-105	12-12	10-8	22-20	Iverson - 31	Wallace - 25	15,898
43	1/31	@Portland	L	91-100	12-12	10-9	22-21	Anthony - 33	Randolph - 26	19,980
44	2/2	PORTLAND	W	114-107*	13-12	10-9	23-21	Anthony - 33	Randolph - 25	19,290S
45	2/3	@Sacramento	L	87-94	13-12	10-10	23-22	Anthony - 20	Martin - 28	17,317
46	2/5	PHOENIX	L	108-113	13-13	10-10	23-23	Anthony - 31	Stoudemire - 36	19,155S
47	2/7	N. Orleans/OKC	L	112-114*	13-14	10-10	23-24	Anthony - 27	Mason - 23	15,298
48	2/9	@Indiana	W	102-95	13-14	11-10	24-24	Anthony - 34	Dunleavy - 23	17,435
49	2/10	@Milwaukee	W	109-102	13-14	12-10	25-24	Anthony - 29	Boykins - 26	18,317
50	2/12	GOLDEN STATE	W	123-111	14-14	12-10	26-24	Anthony/J.R. Smith - 28	Harrington - 24	15,513
51	2/14	@Minnesota	L	94-99	14-14	12-11	26-25	Anthony - 28	Blount - 24	15,797
52	2/20	@San Antonio	L	80-95	14-14	12-12	26-26	Anthony - 15	Parker - 17	18,586
53	2/23	UTAH	L	104-114	14-15	12-12	26-27	Anthony - 36	Williams - 26	19,565S
54	2/24	@Dallas	L	95-115	14-15	12-13	26-28	Anthony - 34	Nowitzki - 31	20,455
55	2/26	@Memphis	W	111-107	14-15	13-13	27-28	Anthony - 33	Miller/Gasol - 21	14,736
56	2/28	ORLANDO	W	111-101	15-15	13-13	28-28	Iverson - 34	Howard - 23	15,371
57	3/2	HOUSTON	L	97-108	15-16	13-13	28-29	Anthony - 30	McGrady - 28	18,938
58	3/6	N. Orleans/OKC	W	106-91	16-16	13-13	29-29	Iverson - 25	Chandler - 15	16,409
59	3/7	@Golden State	L	96-110	16-16	13-14	29-30	Iverson - 35	Davis - 22	19,596
60	3/9	DETROIT	L	82-95	16-17	13-14	29-31	Iverson - 19	Webber - 20	19,790S
61	3/11	@Sacramento	W	113-101	16-17	14-14	30-31	Anthony - 29	Bibby - 34	17,317
62	3/13	PORTLAND	W	107-99	17-17	14-14	31-31	Iverson - 31	Randolph - 26	14,867
63	3/15	L.A. LAKERS	W	113-86	18-17	14-14	32-31	Kleiza - 29	Bryant - 25	19,155S
64	3/17	PHOENIX	W	131-107	19-17	14-14	33-31	Iverson - 44	Barbosa - 25	19,809S
65	3/20	@New Jersey	W	94-90	19-17	15-14	34-31	Anthony - 30	Carter - 29	20,032
66	3/22	@Chicago	L	108-109	19-17	15-15	34-32	Iverson - 31	Gordon - 25	22,646
67	3/23	@Toronto	L	94-121	19-17	15-16	34-33	Kleiza/J.R. Smith - 20	Peterson - 23	20,120
68	3/25	@Cleveland	W	105-93	19-17	16-16	35-33	Anthony - 27	James/Ilgaukas - 18	20,562
69	3/26	@Detroit	L	109-113*	19-17	16-17	35-34	Anthony - 24	Camby - 34	22,076
70	3/28	SEATTLE	L	97-100	19-18	16-17	35-35	Anthony - 28	Lewis - 33	16,847
71	3/30	@Phoenix	L	108-125	19-18	16-18	35-36	Anthony - 32	Marion - 33	18,422
72	4/1	@Seattle	W	114-103	19-18	17-18	36-36	Anthony - 32	Watson - 28	16,659
73	4/3	@L.A. Lakers	W	111-105	19-18	18-18	37-36	Anthony - 31	Bryant - 39	18,997
74	4/4	SACRAMENTO	W	120-115	20-18	18-18	38-36	Anthony - 31	Artest - 32	16,045
75	4/6	DALLAS	W	75-71	21-18	18-18	39-36	Anthony - 23	Nowitzki - 22	19,752S
76	4/7	@L.A. Clippers	W	96-93	21-18	19-18	40-36	Iverson - 34	Maggette - 24	19,409
77	4/9	L.A. LAKERS	W	115-111	22-18	19-18	41-36	Anthony - 33	Bryant - 23	19,155S
78	4/11	@Utah	W	115-106	22-18	20-18	42-36	Anthony - 32	Harpring - 31	19,911
79	4/13	@N. Orleans/OKC*	W	107-105	22-18	21-18	43-36	Anthony - 31	West - 31	19,164
80	4/14	@Memphis	L	118-133	22-18	21-19	43-37	Anthony - 28	Atkins/Kinsey - 28	18,119
81	4/16	MINNESOTA	W	122-107	23-18	21-19	44-37	Iverson - 25	Foye/Reed - 19	18,080
82	4/18	@San Antonio	W	100-77	23-18	22-19	45-37	Evans - 19	Udrih - 13	18,797

* Denotes number of overtime periods S Ball Arena (previously known as Pepsi Center) sellout ^ Oklahoma City





2007-08 ROSTER

NO.	PLAYER	POS	HT	WT	COLLEGE	EXP.
15	Carmelo Anthony	F	6-8	230	Syracuse	4
12	Chucky Atkins	G	5-11	185	South Florida	9
23	Marcus Camby	F/C	6-11	235	Massachusetts	11
25	Anthony Carter	G	6-2	195	Hawaii	8
5	Yakhouba Diawara	G/F	6-7	225	Pepperdine	1
0	Taurean Green	G	6-0	177	Florida	R
45	Steven Hunter	C	7-0	240	DePaul	6
3	Allen Iverson	G	6-0	165	Georgetown	11
11	Bobby Jones	F	6-7	215	Washington	1
43	Linus Kleiza	F	6-8	235	Missouri	2
4	Kenyon Martin	F	6-9	240	Cincinnati	7
34	Jelani McCoy	F/C	6-10	245	UCLA	7
21	Eduardo Najera	F	6-8	240	Oklahoma	7
31	Nenê	F	6-11	260	Brazil	5
1	J.R. Smith	G	6-6	220	St. Benedict's Prep (NJ)	3
22	Von Wafer	G	6-5	210	Florida State	2
29	Mike Wilks	G	5-10	180	Rice	5

Head Coach: George Karl (North Carolina)
Assistant Coaches: Doug Moe (North Carolina), Mike Dunlap (Loyola Marymount),
 Adrian Dantley (Notre Dame), Tim Grgurich (Pittsburgh)
Assistant Coach/Player Development: John Welch (UNLV), Jamahl Mosley (Colorado)
Assistant Coach/Advance Scouting: Chad Iske (Kansas)
Player Development Coach: Stacey Augmon (UNLV)
Asst. Coach/Strength & Conditioning: Steve Hess (Ithaca)
Athletic Trainer: Jim Gillen (Ft. Hays State)
Asst. Athletic Trainer/
Asst. Strength & Conditioning Coach: Matt Friaa (Ithaca), Dan Shimensky (Central Washington)

NUGGETS 2007-08 TEAM HIGHS & LOWS

	HIGH	LOW		HIGH	LOW
Points	168 vs. SEA, 3/16*	80 vs. SAS, 1/3	Free-Throw Percentage	.909 (20-22) vs. WAS, 2/8	.581 (18-31) @ LAC, 11/21
Field Goals Made	61 vs. SEA, 3/16	28 @ HOU, 11/24	Total Rebounds	63 vs. HOU (20T), 12/20	22 @ DET, 3/18*
Field Goals Attempted	112 vs. HOU (20T), 12/20	73 (2) @ UTA, 4/12	Offensive Rebounds	27 vs. HOU (20T), 12/20*	4 @ DET, 3/18
Field Goal Percentage	.670 (59-88) @ SEA, 2/27*	.345 (29-84) vs. GS, 12/30	Defensive Rebounds	46 vs. MEM, 4/16	18 @ DET, 3/18
Three-Pointers Made	16 vs. SEA, 3/16	1 vs. POR, 11/14	Assists	44 vs. SEA, 3/16*	8 @ HOU, 11/24
Three-Pointers Attempted	34 @ MEM, 3/24	11 vs. SAS, 1/3	Steals	15 (3) @ PHI, 3/19	4 (3) vs. LAC, 2/29
Three-Point Percentage	.625 (10-16) vs. PHX, 3/5	.077 (1-13) vs. POR, 11/14	Turnovers	26 vs. SAC, 12/8	7 @ TOR, 3/23
Free-Throws Made	37 vs. PHX, 4/1	11 @ SEA, 2/27	Blocked Shots	15 vs. PHI, 1/6	0 (2) vs. SAS, 3/7
Free-Throws Attempted	49 vs. BOS, 2/19	15 @ SAS, 12/15	Personal Fouls	31 (2) vs. UTA, 2/6	13 vs. SAC, 12/8

OPPONENTS 2007-08 TEAM HIGHS & LOWS

	HIGH	LOW		HIGH	LOW
Points	151 @ SEA (20T), 4/6	77 by SAS, 1/3	Free-Throw Percentage	.950 (19-20) by MIL, 12/26	.538 (14-26) by PHX, 4/1
Field Goals Made	61 @ SEA (20T), 4/6	27 by SAS, 1/3	Total Rebounds	59 by IND, 11/27	31 by SAS, 3/7
Field Goals Attempted	116 @ SEA (20T), 4/6*	70 @ LAC, 11/21	Offensive Rebounds	20 (3) last @ MIL, 2/23	3 by SAS, 3/7
Field Goal Percentage	.645 (49-76) @ BOS, 11/7	.344 (32-93) @ CLE, 2/10	Defensive Rebounds	47 by IND, 11/27	23 (3) @ SEA, 2/27
Three-Pointers Made	20 @ PHX, 1/7*	2 by SEA, 3/16	Assists	42 @ DET, 3/18	12 @ MEM, 1/30
Three-Pointers Attempted	36 (2) by MEM, 4/16	9 @ PHI, 3/19	Steals	20 @ BOS, 11/7*	1 @ PHX, 1/7
Three-Point Percentage	.733 (11-15) @ UTA, 3/8	.167 (3-18) @ HOU, 11/24	Turnovers	26 @ WAS, 11/9	8 @ GS, 12/28
Free-Throws Made	33 (2) @ PHX, 3/31	5 @ HOU, 3/2	Blocked Shots	13 @ PHX, 1/7	01 (6) by SAC, 4/5
Free-Throws Attempted	44 by UTA, 2/6	6 @ HOU, 3/2	Personal Fouls	33 by BOS, 2/19	13 @ MIA, 2/12

* Denotes NBA High/Low





2007-08 GAME-BY-GAME RESULTS (50-32)

NO.	DATE	OPPONENT	W-L	SCORE	HOME	ROAD	TOTAL	DEN. HIGH SCORER	OPP. HIGH SCORER	ATTEND.
1	10/31	SEATTLE	W	120-103	1-0	0-0	1-0	Anthony - 32	Wilkins - 21	19,380S
2	11/2	@Minnesota	W	99-91	1-0	1-0	2-0	Anthony - 33	McCants - 23	19,443
3	11/4	NEW ORLEANS	L	88-93	1-1	1-0	2-1	Iverson - 23	West - 17	13,156
4	11/6	@New York	L	112-119	1-1	2-2	3-3	Iverson - 32	Crawford - 25	19,763
5	11/7	@Boston	L	119-93	1-1	1-2	2-3	Iverson - 22	Pierce - 26	18,624
6	11/9	@Washington	W	118-92	1-1	2-2	3-3	Anthony - 32	Butler - 21	20,173
7	11/10	@Indiana	W	113-106	1-1	3-2	4-3	Anthony - 32	Murphy - 18	12,748
8	11/12	CLEVELAND	W	122-100	2-1	3-2	5-3	Iverson - 37	James - 27	19,155S
9	11/14	PORTLAND	W	110-93	3-1	3-2	6-3	Anthony - 25	Aldridge - 15	13,289
10	11/17	NEW YORK	W	115-83	4-1	3-2	7-3	Anthony - 24	Randolph - 16	19,679S
11	11/20	CHICAGO	W	112-91	5-1	3-2	8-3	Anthony - 26	Noah - 16	17,106
12	11/21	@L.A. Clippers	L	90-101	5-1	3-3	8-4	Iverson - 29	Kaman/Ross - 17	17,221
13	11/23	MINNESOTA	W	99-93	6-1	3-3	9-4	Anthony - 31	Walker - 24	17,097
14	11/24	@Houston	L	81-109	6-1	3-4	9-5	Iverson - 18	McGrady - 35	18,228
15	11/27	INDIANA	L	110-112	6-2	3-4	9-6	Iverson - 26	Dunleavy - 30	13,274
16	11/29	@L.A. Lakers	L	99-127	6-2	3-5	9-7	Anthony - 23	Bryant - 24	18,997
17	11/30	L.A. CLIPPERS	W	123-107	7-2	3-5	10-7	Iverson - 26	Maggette - 26	14,230
18	12/2	MIAMI	W	115-89	8-2	3-5	11-7	Anthony - 30	Wade - 13	16,386
19	12/5	L.A. LAKERS	L	107-111	8-3	3-5	11-8	Iverson - 51	Bryant - 25	19,155S
20	12/6	@Dallas	W	122-109	8-3	4-5	12-8	Iverson - 35	Nowitzki - 32	20,155
21	12/8	SACRAMENTO	W	101-97	9-3	4-5	13-8	Iverson - 23	Salmons - 25	15,493
22	12/12	NEW ORLEANS	W	105-99	10-3	4-5	14-8	Anthony - 32	Paul - 30	13,337
23	12/15	@San Antonio	L	91-102	10-3	4-6	14-9	Iverson - 30	Finley/Oberto - 21	18,797
24	12/16	PORTLAND	L	105-116	10-4	4-6	14-10	Iverson - 38	Roy - 26	13,678
25	12/20	HOUSTON	W	112-111**	11-4	4-6	15-10	Anthony - 37	Yao - 26	16,157
26	12/21	@Portland	L	96-99	11-4	4-7	15-11	Anthony/Iverson - 34	Webster - 19	20,644
27	12/23	@Sacramento	W	106-105	11-4	5-7	16-11	Anthony - 30	Artest - 24	15,055
28	12/26	MILWAUKEE	W	125-105	12-4	5-7	17-11	Anthony - 29	Williams - 28	18,701
29	12/28	@Golden State	W	124-120	12-4	6-7	18-11	Iverson - 39	Jackson - 32	20,001
30	12/30	GOLDEN STATE	L	95-105	12-5	6-7	18-12	Anthony - 26	Davis - 28	19,362S
31	1/3	SAN ANTONIO	W	80-77	13-5	6-7	19-12	Iverson - 29	Duncan/Parker - 20	19,155S
32	1/4	@Minnesota	W	118-107	13-5	7-7	20-12	Iverson - 33	McCants - 34	13,536
33	1/6	PHILADELPHIA	W	109-96	14-5	7-7	21-12	Iverson - 38	Miller - 22	17,476
34	1/7	@Phoenix	L	115-137	14-5	7-8	21-13	Iverson - 32	Marion - 27	18,422
35	1/11	ORLANDO	W	113-103	15-5	7-8	22-13	Anthony - 32	Lewis - 21	16,718
36	1/14	@Charlotte	L	116-119	15-5	7-9	22-14	Anthony - 35	Wallace - 40	14,543
37	1/15	@Atlanta	L	93-104	15-5	7-10	22-15	Anthony - 36	Johnson - 22	18,235
38	1/17	UTAH	W	120-109	16-5	7-10	23-15	Kleiza - 41	Williams - 23	15,270
39	1/19	MINNESOTA	W	111-108	17-5	7-10	24-15	Iverson - 35	McCants - 23	18,196
40	1/21	@L.A. Lakers	L	99-116	17-5	7-11	24-16	Iverson - 24	Fisher - 28	18,997
41	1/23	ATLANTA	W	107-100	18-5	7-11	25-16	Iverson - 29	Smith - 22	14,213
42	1/25	NEW JERSEY	W	100-85	19-5	7-11	26-16	Iverson - 30	Jefferson - 19	15,892
43	1/27	@Dallas	L	85-90	19-5	7-12	26-17	Iverson - 23	Nowitzki - 32	20,437
44	1/28	@New Orleans	L	93-117	19-5	7-13	26-18	Iverson - 23	Paul - 23	15,601
45	1/30	@Memphis	W	106-102	19-5	8-13	27-18	Iverson - 32	Gay - 30	12,043
46	2/2	CHARLOTTE	W	117-101	20-5	8-13	28-18	Anthony - 25	Richardson - 38	19,391S
47	2/4	@Portland	W	105-103*	20-5	9-13	29-18	Anthony - 28	Roy - 26	20,320
48	2/6	UTAH	L	115-118*	20-6	9-13	29-19	Iverson - 34	Williams - 29	16,865
49	2/8	WASHINGTON	W	111-100	21-6	9-13	30-19	Anthony - 49	Jamison - 21	17,078
50	2/10	@Cleveland	W	113-83	21-6	10-13	31-19	Anthony - 37	James - 30	20,562
51	2/12	@Miami	W	114-113*	21-6	11-13	32-19	Smith - 28	Wade - 29	19,600
52	2/13	@Orlando	L	98-109	21-6	11-14	32-20	Anthony - 32	Lewis - 25	17,519
53	2/19	BOSTON	W	124-118	22-6	11-14	33-20	Anthony - 29	Pierce - 24	19,894S
54	2/22	@Chicago	L	121-135	22-6	11-15	33-21	Smith - 43	Gordon - 37	21,848
55	2/23	@Milwaukee	L	109-115	22-6	11-16	33-22	Iverson - 26	Redd - 42	16,674
56	2/25	DETROIT	L	93-98	22-7	11-16	33-23	Iverson - 28	Billups/Hamilton/Prince - 20	17,901
57	2/27	@Seattle	W	138-96	22-7	12-16	34-23	Iverson - 31	Durant/Gelabale - 16	13,627
58	2/29	L.A. CLIPPERS	W	110-104	23-7	12-16	35-23	Iverson - 38	Thornton - 33	19,155S
59	3/2	@Houston	L	89-103	23-7	12-17	35-24	Anthony - 19	McGrady - 22	18,168
60	3/5	PHOENIX	W	126-113	24-7	12-17	36-24	Iverson - 31	Stoudemire - 22	18,383
61	3/7	SAN ANTONIO	W	109-96	25-7	12-17	37-24	Iverson - 29	Ginobili - 24	19,821S
62	3/8	@Utah	L	105-132	25-7	12-18	37-25	Iverson - 28	Okur - 27	19,911
63	3/10	@San Antonio	L	103-107	25-7	12-19	37-26	Iverson - 28	Duncan - 23	18,797
64	3/12	MEMPHIS	W	108-86	26-7	12-19	38-26	Martin - 23	Navarro - 16	17,318
65	3/14	TORONTO	W	137-105	27-7	12-19	39-26	Iverson - 28	Parker - 19	17,952
66	3/16	SEATTLE	W	168-116	28-7	12-19	40-26	Anthony - 26	Durant - 23	19,155S
67	3/18	@Detroit	L	120-136	28-7	12-20	40-27	Anthony - 27	Hamilton - 24	22,076
68	3/19	@Philadelphia	L	113-115	28-7	12-21	40-28	Iverson - 32	Miller - 28	20,674
69	3/21	@New Jersey	W	125-114	28-7	13-21	41-28	Iverson - 26	Carter - 32	17,949
70	3/23	@Toronto	W	109-100	28-7	14-21	42-28	Iverson - 36	Bosh/Calderson - 17	19,800
71	3/24	@Memphis	W	120-106	28-7	15-21	43-28	Smith - 27	Gay - 30	12,317
72	3/27	DALLAS	W	118-105	29-7	15-21	44-28	Anthony - 32	Howard - 30	18,247
73	3/29	GOLDEN STATE	W	119-112	30-7	15-21	45-28	Martin - 30	Davis - 28	19,844S
74	3/31	@Phoenix	L	117-132	30-7	15-22	45-29	Smith - 23	Stoudemire - 41	18,422
75	4/1	PHOENIX	W	126-120	31-7	15-22	46-29	Iverson - 31	Stoudemire - 25	18,870
76	4/5	SACRAMENTO	L	115-118	31-8	15-22	46-30	Anthony - 47	Martin - 36	18,921
77	4/6	@Seattle	L	147-151**	31-8	15-23	46-31	Anthony - 38	Durant - 37	13,104
78	4/8	@L.A. Clippers	W	117-99	31-8	16-23	47-31	Anthony - 36	Mobley - 25	19,060
79	4/10	@Golden State	W	114-105	31-8	17-23	48-31	Iverson - 33	Ellis - 29	20,737
80	4/12	@Utah	L	97-124	31-8	17-24	48-32	Iverson - 28	Boozer/Brewer/Okur - 20	19,911
81	4/13	HOUSTON	W	111-94	32-8	17-24	49-32	Iverson - 33	Head - 19	19,720S
82	4/16	MEMPHIS	W	120-111	33-8	17-24	50-32	Iverson - 21	Lowry - 22	

17,892
* Denotes number of overtime periods

S Ball Arena (previously known as Pepsi Center) sellout





2008-09 ROSTER

NO.	PLAYER	POS	HT	WT	COLLEGE	EXP.
11	Chris Andersen	F/C	6-10	228	Blinn (Texas) J.C.	6
15	Carmelo Anthony	F	6-8	230	Syracuse	5
12	Chucky Atkins	G	5-11	185	South Florida	10
32	Renaldo Balkman	F	6-8	210	South Carolina	2
7	Chauncey Billups	G	6-3	202	Colorado	11
25	Anthony Carter	G	6-2	195	Hawaii	9
6	Jason Hart	G	6-3	180	Syracuse	7
5	Juwan Howard	F	6-9	253	Michigan	14
45	Steven Hunter	C/F	7-0	240	DePaul	7
3	Allen Iverson	G	6-0	180	Georgetown	12
30	Dahntay Jones	G/F	6-6	210	Duke	5
43	Linas Kleiza	F	6-8	245	Missouri	3
4	Kenyon Martin	F	6-9	230	Cincinnati	8
24	Antonio McDyess	F	6-9	245	Alabama	12
31	Nenê	F/C	6-11	250	Brazil	6
27	Johan Petro	C	7-0	247	France	3
35	Cheikh Samb	C	7-1	245	Senegal	1
1	J.R. Smith	G	6-6	220	St. Benedict's Prep (NJ)	4
13	Sonny Weems	G/F	6-6	203	Arkansas	R

Head Coach: George Karl (North Carolina)
Assistant Coaches: Adrian Dantley (Notre Dame), Tim Grgurich (Pittsburgh),
 John Welch (UNLV)
Assistant Coach/Player Development: Jamahl Mosley (Colorado) **Assistant**
Coach/Advance Scout: Chad Iske (Kansas) **Player**
Development Coach: Stacey Augmon (UNLV), Larry Mangino (Montclair State)
Asst. Coach/Strength & Conditioning: Steve Hess (Ithaca)
Athletic Trainer: Jim Gillen (Ft. Hays State)
Asst. Athletic Trainer/
Asst. Strength & Conditioning Coach: Matt Friaa (Ithaca), Dan Shimensky (Central Washington)

NUGGETS 2008-09 TEAM HIGHS & LOWS

	HIGH	LOW		HIGH	LOW
Points	135 vs. IND, 1/5	70 @ NJ, 2/7	Free-Throw Percentage	.960 (24-25) vs. PHI, 12/26	.500 (10-20) vs. NY, 3/31
Field Goals Made	50 (2) vs. IND, 1/5	25 vs. BOS, 2/23	Total Rebounds	60 @ LAC (OT), 10/31	27 @ ATL, 12/29
Field Goals Attempted	99 vs. NJ, 3/16	65 @ SA, 11/19	Offensive Rebounds	25 vs. NJ, 3/16	3 (2) @ ORL, 2/11
Field Goal Percentage	.598 (49-82) vs. TOR, 12/2	.337 (28-83) vs. POR, 4/15	Defensive Rebounds	45 @ LAC (OT), 10/31	18 @ ATL, 12/29
Three-Pointers Made	15 vs. PHI, 12/26	2 (2) vs. DET, 1/9	Assists	38 vs. IND, 1/5	9 @ POR, 4/15
Three-Pointers Attempted	31 vs. PHI, 12/26	8 vs. LAC, 3/14	Steals	15 (4) @ PHX, 3/23	2 vs. BOS, 2/23
Three-Point Percentage	.667 (6-9) @ OKC, 2/4	.133 (2-15) @ GS, 11/5	Turnovers	27 @ MEM, 1/27	6 vs. NJ, 3/16
Free-Throws Made	40 vs. MIL, 11/18	10 (2) vs. NY, 3/31	Blocked Shots	15 @ MEM, 1/27	0 @ HOU, 12/16 *
Free-Throws Attempted	48 vs. MIL, 11/18	13 @ BOS, 11/14	Personal Fouls	32 (4) @ LAL, 4/9	11 @ MIN, 11/29

OPPONENTS 2008-09 TEAM HIGHS & LOWS

	HIGH	LOW		HIGH	LOW
Points	120 (2) @ MIL, 2/22	73 @ ORL, 2/11	Free-Throw Percentage	.958 (23-24) by MIN, 12/10	.571 (20-35) by HOU, 3/9
Field Goals Made	47 @ GLE, 11/13	21 @ ORL, 2/11	Total Rebounds	54 @ NJ, 2/7	30 (3) by LAC, 3/17
Field Goals Attempted	100 by GS, 3/28	68 @ NO, 3/25	Offensive Rebounds	26 @ SAC, 12/6	2 @ SAC, 3/8 *
Field Goal Percentage	.584 (45-77) @ OKC, 1/2	.293 (29-99) @ SAC, 12/6	Defensive Rebounds	39 by HOU, 3/9	17 @ MIL, 2/22
Three-Pointers Made	14 (3) by GS, 3/28	2 (4) by LAL, 2/27	Assists	32 by IND, 1/5	12 (3) @ ORL, 2/11
Three-Pointers Attempted	35 (2) @ NY, 12/28	8 @ UTA, 10/29	Steals	14 by LAC, 3/14	1 @ ATL, 12/29
Three-Point Percentage	.615 (8-13) @ OKC, 1/2	.095 (2-21) by LAL, 2/27	Turnovers	26 @ MEM, 1/27	6 @ DAL, 3/27
Free-Throws Made	37 @ LAL, 4/9	9 (4) by SAC, 4/13	Blocked Shots	11 @ GS, 11/5	1 (4) by POR, 3/5
Free-Throws Attempted	46 @ LAL, 4/9	10 @ MIN, 11/29	Personal Fouls	36 (2) by UTA, 4/2	14 @ OKC, 2/4

* Denotes NBA High/Low





2008-09 GAME-BY-GAME RESULTS (54-28)

NO.	DATE	OPPONENT	W-L	SCORE	HOME	ROAD	TOTAL	DEN. HIGH SCORER	OPP. HIGH SCORER	ATTEND.
1	10/29	@Utah	L	94-98	0-0	0-1	0-1	Iverson/Martin - 18	Boozer - 25	19,911
2	10/31	@L.A. Clippers	W	113-103*	0-0	1-1	1-1	Iverson - 25	Thornton - 30	11,418
3	11/1	L.A. LAKERS	L	97-104	0-1	1-1	1-2	Carter - 20	Bryant - 33	19,651 S
4	11/5	@Golden State	L	101-111	0-1	1-2	1-3	Anthony - 28	Jackson - 29	18,194
5	11/7	DALLAS	W	108-105	1-1	1-2	2-3	Anthony - 28	Nowitzki - 23	19,175 S
6	11/9	MEMPHIS	W	100-90	2-1	1-2	3-3	Anthony - 24	Mayo - 31	14,359
7	11/11	@Charlotte	W	88-80	2-1	2-2	4-3	Anthony - 25	Richardson - 23	10,753
8	11/13	@Cleveland	L	99-110	2-1	3-3	4-4	Billups - 26	M. Williams - 24	20,562
9	11/14	@Boston	W	94-85	2-1	4-3	5-4	Anthony/Billups - 18	Allen - 26	18,624
10	11/16	MINNESOTA	W	90-84	3-1	4-3	6-4	Billups - 26	Jefferson - 20	16,721
11	11/18	MILWAUKEE	W	91-81	4-1	4-3	7-4	Kleiza - 25	Bell - 25	14,413
12	11/19	@San Antonio	W	91-81	4-1	4-3	8-4	Billups - 22	Hill - 20	16,559
13	11/21	@L.A. Lakers	L	90-104	4-1	4-4	8-5	Nenè/Smith - 18	Bryant - 29	18,997
14	11/23	CHICAGO	W	114-101	5-1	4-4	9-5	Martin - 26	Gordon - 28	16,202
15	11/26	@L.A. Clippers	W	106-105	5-1	5-4	10-5	Anthony - 30	Gordon - 24	14,934
16	11/27	New Orleans	L	101-105	5-2	5-4	10-6	Smith - 32	Paul - 22	15,563
17	11/29	@Minnesota	W	106-97	5-2	6-4	11-6	Billups - 27	Foye - 25	14,197
18	11/30	HOUSTON	W	104-94	6-2	6-4	12-6	Billups - 28	Yao - 18	17,201
19	12/2	TORONTO	W	132-93	7-2	6-4	13-6	Billups - 24	Bosh - 24	14,243
20	12/4	SAN ANTONIO	L	91-108	7-3	6-4	13-7	Anthony - 16	Parker - 22	15,866
21	12/6	@Sacramento	W	118-85	7-3	7-4	14-7	Billups - 24	Salmons - 22	12,322
22	12/10	MINNESOTA	W	116-105	8-3	7-4	15-7	Anthony - 45	Foye/Jefferson - 26	14,007
23	12/13	GOLDEN STATE	W	123-105	9-3	7-4	16-7	Anthony - 27	Crawford - 25	15,322
24	12/15	@Dallas	W	98-88	9-3	8-4	17-7	Smith - 25	Nowitzki - 27	19,969
25	12/16	@Houston	L	96-108	9-3	8-5	17-8	Anthony - 22	Yao - 32	17,737
26	12/19	CLEVELAND	L	88-105	9-4	8-5	17-9	Billups - 16	James - 33	19,155 S
27	12/20	@Phoenix	L	101-108	9-4	8-6	17-10	Smith - 23	Stoudemire - 27	18,422
28	12/22	PORTLAND	W	97-89	10-4	8-6	18-10	Billups/Nenè - 19	Aldridge - 20	18,611
29	12/23	@Portland	L	92-101	10-4	8-7	18-11	Kleiza - 20	Aldridge - 22	20,007
30	12/26	PHILADELPHIA	W	105-101	11-4	8-7	19-11	Smith 27	Iguodala - 24	19,155 S
31	12/28	@New York	W	117-110	11-4	9-7	20-11	Anthony - 32	Robinson - 20	19,763
32	12/29	@Atlanta	L	91-109	11-4	9-8	20-12	Martin - 19	Johnson - 25	17,131
33	12/31	@Toronto	W	114-107	11-4	10-8	21-12	Nenè - 21	Bargnani - 26	18,879
34	1/2	@Oklahoma City	W	122-120	11-4	11-8	22-12	Anthony - 31	Durant - 33	18,613
35	1/3	NEW ORLEANS	W	105-100	12-4	11-8	23-12	Anthony - 22	Paul - 30	19,614 S
36	1/5	INDIANA	W	135-115	13-4	11-8	24-12	Martin - 25	Granger - 36	14,255
37	1/7	MIAMI	W	108-97	14-4	11-8	25-12	Billups/Kleiza/Smith - 21	Wade - 31	15,459
38	1/9	DETROIT	L	90-93	14-5	11-8	25-13	Billups - 30	Iverson - 23	19,682 S
39	1/13	DALLAS	W	99-97	15-5	11-8	26-13	Billups - 23	Nowitzki - 44	14,158
40	1/15	PHOENIX	W	119-113*	16-5	11-8	27-13	Billups - 26	Hill - 25	18,073
41	1/17	ORLANDO	L	88-106	16-6	11-8	27-14	Kleiza - 26	Turkoglu - 31	19,749 S
42	1/19	@Houston	L	113-115	16-6	11-9	27-15	Smith - 24	Yao - 31	18,199
43	1/20	SACRAMENTO	W	118-99	17-6	11-9	28-15	Kleiza - 27	Martin - 25	15,164
44	1/25	UTAH	W	117-97	18-6	11-9	29-15	Nenè - 28	Brewer - 16	17,895
45	1/27	@Memphis	W	100-85	18-6	12-9	30-15	Billups - 29	Mayo - 19	11,338
46	1/28	@New Orleans	L	81-94	18-6	12-10	30-16	Martin - 22	Stojakovic - 26	15,792
47	1/30	CHARLOTTE	W	110-99	19-6	12-10	31-16	Nenè - 22	Bell - 27	18,463
48	2/3	SAN ANTONIO	W	104-96	20-6	12-10	32-16	Anthony - 35	Mason - 26	18,536
49	2/4	@Oklahoma City	W	114-113	20-6	13-10	33-16	Anthony - 32	Durant - 31	18,332
50	2/6	@Washington	W	124-103	20-6	14-10	34-16	Anthony - 23	Jamison - 26	20,173
51	2/7	@New Jersey	L	70-114	20-6	14-11	34-17	Anthony - 15	Harris - 28	17,697
52	2/10	@Miami	W	99-82	20-6	15-11	35-17	Billups - 23	Wade - 33	16,784
53	2/11	@Orlando	W	82-73	20-6	16-11	36-17	Anthony - 29	Howard - 16	17,461
54	2/18	@Philadelphia	W	101-89	20-6	17-11	37-17	Anthony - 26	Miller - 17	15,979
55	2/20	@Chicago	L	99-116	20-6	17-12	37-18	Billups - 25	Gordon - 37	21,970
56	2/22	@Milwaukee	L	117-120	20-6	17-13	37-19	Anthony - 33	Villanueva - 36	14,891
57	2/23	BOSTON	L	76-114	20-7	17-13	37-20	Smith - 19	Allen - 26	19,784 S
58	2/25	ATLANTA	W	110-109	21-7	17-13	38-20	Billups - 33	Williams - 31	18,418
59	2/27	L.A. LAKERS	W	90-79	22-7	17-13	39-20	Billups/Smith - 22	Bryant - 29	19,920 S
60	3/1	@Indiana	L	94-100	22-7	17-14	39-21	Billups - 27	Jack - 28	12,458
61	3/3	@Detroit	L	95-100	22-7	17-15	39-22	Billups - 34	Prince - 23	22,076
62	3/5	PORTLAND	W	106-90	23-7	17-15	40-22	Anthony - 38	Roy - 22	16,801
63	3/6	@Utah	L	91-97	23-7	17-16	40-23	Smith - 27	Williams - 25	19,911
64	3/8	@Sacramento	L	106-114	23-7	17-17	40-24	Anthony - 32	Martin - 26	12,678
65	3/9	HOUSTON	L	95-97	23-8	17-17	40-25	Billups - 28	Artest - 22	16,020
66	3/11	OKLAHOMA CITY	W	112-99	24-8	17-17	41-25	Anthony - 22	Green - 19	16,186
67	3/14	L.A. CLIPPERS	W	107-94	25-8	17-17	42-25	Balkman - 22	Thornton - 19	18,676
68	3/16	NEW JERSEY	W	121-96	26-8	17-17	43-25	Nenè/Smith - 19	Carter - 32	16,223
69	3/18	@Memphis	W	111-109	26-8	18-17	44-25	Anthony - 35	Gay - 30	11,087
70	3/20	WASHINGTON	W	116-105	27-8	18-17	45-25	Smith - 40	Jamison - 27	18,231
71	3/23	@Phoenix	L	115-118	27-8	18-18	45-26	Anthony - 29	Hill - 23	18,422
72	3/25	@New Orleans	W	101-88	27-8	19-18	46-26	Anthony - 29	Paul - 19	17,274
73	3/27	@Dallas	W	103-101	27-8	20-18	47-26	Anthony - 43	Nowitzki - 26	20,310
74	3/28	GOLDEN STATE	W	129-116	28-8	20-18	48-26	Anthony - 31	Crawford - 30	19,155 S
75	3/31	NEW YORK	W	111-104	29-8	20-18	49-26	Anthony - 29	Robinson - 30	17,851
76	4/2	UTAH	W	114-104	30-8	20-18	50-26	Smith - 28	Miles - 19	17,969
77	4/4	L.A. CLIPPERS	W	120-104	31-8	20-18	51-26	Smith - 34	Randolph - 22	17,880
78	4/5	@Minnesota	W	110-87	31-8	21-18	52-26	Anthony - 23	Telfair - 18	16,839
79	4/8	OKLAHOMA CITY	W	122-112	32-8	21-18	53-26	Anthony - 31	Durant - 31	16,536
80	4/9	@L.A. Lakers	L	102-116	32-8	21-19	53-27	Anthony - 23	Bryant - 33	18,997
81	4/13	SACRAMENTO	W	118-98	33-8	21-19	54-27	Smith - 45	Diogu - 32	15,823
82	4/15	@Portland	L	76-104	33-8	21-20	54-28	Billups - 13	Outlaw - 21	20,652

* Denotes number of overtime periods

S Ball Arena (previously known as Pepsi Center) sellout





2009-10 ROSTER

NO.	PLAYER	POS	HT	WT	COLLEGE	EXP.
6	Arron Afflalo	G	6-5	215	UCLA	2
30	Malik Allen	F	6-10	255	Villanova	8
11	Chris Andersen	F/C	6-10	228	Blinn (Texas) J.C.	7
15	Carmelo Anthony	F	6-8	230	Syracuse	6
32	Renaldo Balkman	F	6-8	210	South Carolina	3
1	Chauncey Billups	G	6-3	202	Colorado	12
43	Brian Butch	C	6-11	240	Wisconsin	R
25	Anthony Carter	G	6-2	195	Hawaii	10
14	Joey Graham	F	6-7	225	Oklahoma State	4
22	Coby Karl	G	6-5	215	Boise State	1
3	Ty Lawson	G	5-11	195	North Carolina	R
4	Kenyon Martin	F	6-9	230	Cincinnati	9
31	Nenê	F/C	6-11	250	Brazil	7
27	Johan Petro	C	7-0	247	France	4
5	J.R. Smith	G	6-6	220	St. Benedict's Prep (NJ)	5

Head Coach: George Karl (North Carolina)
Assistant Coaches: Adrian Dantley (Notre Dame), Tim Grgurich (Pittsburgh),
 John Welch (UNLV)
Assistant Coach/Player Development: Jamahl Mosley (Colorado)
Assistant Coach/Advance Scout: Chad Iske (Kansas) **Player**
Development Coach: Stacey Augmon (UNLV), Larry Mangino (Montclair State)
Asst. Coach/Strength & Conditioning: Steve Hess (Ithaca)
Athletic Trainer: Jim Gillen (Ft. Hays State)
Asst. Athletic Trainer/
Asst. Strength & Conditioning Coach: Matt Friia (Ithaca), Dan Shimensky (Central Washington)

NUGGETS 2009-10 TEAM HIGHS & LOWS

	HIGH	LOW	HIGH	LOW
Points	135 vs. GS, 12/1	84 @ OKC, 1/29	Free-Throw Percentage	.923 (24-26) @ PHI, 12/7
Field Goals Made	52 vs. GS, 12/1	27 @ OKC, 1/29	Total Rebounds	61 vs. NO, 1/23 (OT)
Field Goals Attempted	100 @ CLE, 2/18 (OT)	61 @ POR, 10/29	Offensive Rebounds	20 (4) vs. MIL, 3/20
Field Goal Percentage	.615 (48-78) vs. TOR, 11/17	.359 (28-78) @ LAL, 2/28	Defensive Rebounds	41 vs. NO, 1/23 (OT)
Three-Pointers Made	16 @ GS, 2/25	2 (5) vs. NO, 3/18	Assists	36 vs. MEM, 11/1
Three-Pointers Attempted	32 vs. MEM, 4/12	9 @ SA, 12/5	Steals	16 vs. NJ, 11/24
Three-Point Percentage	.750 (9-12) @ SA, 1/31	.125 (2-16) @ CHA, 12/8	Turnovers	23 @ OKC, 1/29
Free-Throws Made	41 vs. UTA, 1/17 *	8 @ ORL, 3/28	Blocked Shots	11 (2) vs. MEM, 4/12
Free-Throws Attempted	49 (2) vs. UTA, 1/17 *	11 @ ORL, 3/28	Personal Fouls	30 (2) vs. IND, 3/5
				13 @ CHI, 11/10

OPPONENTS 2009-10 TEAM HIGHS & LOWS

	HIGH	LOW	HIGH	LOW
Points	125 (3) @ HOU, 3/15	79 by LAL, 11/13	Free-Throw Percentage	.933 (14-15) by PHX, 2/3
Field Goals Made	48 by MEM, 11/1	27 by OKC, 3/3	Total Rebounds	58 @ TOR, 3/26
Field Goals Attempted	99 @ MIN, 11/25	66 by PHX, 12/12	Offensive Rebounds	22 @ MEM, 12/20
Field Goal Percentage	.578 (48-83) by MEM, 11/1	.325 (27-83) by OKC, 3/3	Defensive Rebounds	43 (2) @ TOR, 3/26
Three-Pointers Made	14 @ PHX, 4/13	1 (2) @ OKC, 4/7	Assists	30 (3) @ BOS, 3/24
Three-Pointers Attempted	31 (2) by ORL, 1/13	8 by NO, 3/18	Steals	16 @ LAL, 2/28
Three-Point Percentage	.600 (6-10) by UTA, 10/28	.059 (1-17) by LAC, 1/21	Turnovers	26 (2) by OKC, 3/3
Free-Throws Made	33 (2) by IND, 3/5	8 (2) by LAC, 4/3	Blocked Shots	12 by BOS, 2/21
Free-Throws Attempted	45 by SA, 4/10	9 @ PHI, 12/7	Personal Fouls	34 @ BOS, 3/24
				14 (2) @ ORL, 3/28

* Denotes NBA High/Low





2009-10 GAME-BY-GAME RESULTS (53-29)

NO.	DATE	OPPONENT	W-L	SCORE	HOME	ROAD	TOTAL	DEN. HIGH SCORER	OPP. HIGH SCORER	ATTEND.
1	10/28	UTAH	W	114-105	1-0	0-0	1-0	Anthony - 30	Williams - 28	19,155 S
2	10/29	@Portland	W	97-94	1-0	1-0	2-0	Anthony - 41	Roy - 30	20,218
3	11/1	MEMPHIS	W	133-123	2-0	1-0	3-0	Anthony - 42	Mayo - 40	15,823
4	11/3	@Indiana	W	111-93	2-0	2-0	4-0	Anthony - 25	D. Jones - 20	10,627
5	11/4	@New Jersey	W	122-94	2-0	3-0	5-0	Lawson - 23	Douglas-Roberts - 19	15,319
6	11/6	@Miami	L	88-96	2-0	3-1	5-1	Anthony - 30	Wade - 22	19,600
7	11/7	@Atlanta	L	100-125	2-0	3-2	5-2	Anthony - 30	Crawford - 25	17,801
8	11/10	@Chicago	W	90-89	2-0	4-2	6-2	Anthony - 20	Rose - 22	21,409
9	11/11	@Milwaukee	L	102-108	2-0	4-3	6-3	Anthony - 32	Jennings - 32	12,987
10	11/3	L.A. LAKERS	W	105-79	3-0	4-3	7-3	Anthony - 25	Bryant/Bynum - 19	19,652 S
11	11/17	TORONTO	W	130-112	4-0	4-3	8-3	Anthony - 32	DeRozan - 17	16,446
12	11/20	@L.A. Clippers	L	99-106	4-0	4-4	8-4	Anthony - 37	Butler - 27	18,155
13	11/21	CHICAGO	W	112-93	5-0	4-4	9-4	Anthony - 30	Rose - 28	19,359 S
14	11/24	NEW JERSEY	W	101-87	6-0	4-4	10-4	Anthony - 27	Harris/Alston - 19	16,307
15	11/25	@Minnesota	W	124-111	6-0	5-4	11-4	Anthony - 22	Brewer - 22	13,101
16	11/27	NEW YORK	W	128-125	7-0	5-4	12-4	Anthony - 50	Harrington - 41	19,155 S
17	11/29	MINNESOTA	L	100-106	7-1	5-4	12-5	Anthony - 32	Gomes - 27	15,147
18	12/1	GOLDEN STATE	W	135-107	8-1	5-4	13-5	Anthony - 25	Morrow - 27	14,570
19	12/3	MIAMI	W	114-96	9-1	5-4	14-5	Anthony - 22	Wade - 25	14,998
20	12/5	@San Antonio	W	106-99	9-1	6-4	15-5	Anthony - 34	Parker - 27	17,592
21	12/7	@Philadelphia	W	93-83	9-1	7-4	16-5	Billups - 31	Iguodala - 31	20,664
22	12/8	@Charlotte	L	95-107	9-1	7-5	16-6	Anthony - 34	Jackson/Wallace - 25	14,127
23	12/10	@Detroit	L	99-101	9-1	7-6	16-7	Anthony - 40	Villanueva - 27	17,176
24	12/12	PHOENIX	W	105-99	10-1	7-6	17-7	Anthony - 32	Nash - 28	19,155 S
25	12/14	OKLAHOMA CITY	W	102-93	11-1	7-6	18-7	Anthony - 31	Durant - 23	16,022
26	12/16	HOUSTON	W	111-101	12-1	7-6	19-7	Anthony - 38	Brooks - 32	15,753
27	12/18	@New Orleans	L	92-98	12-1	7-7	19-8	Smith - 25	Paul - 30	14,453
28	12/20	@Memphis	L	96-102	12-1	7-8	19-9	Anthony - 41	Randolph - 32	13,385
29	12/23	ATLANTA	W	124-104	13-1	7-8	20-9	Smith - 41	Crawford - 24	19,155 S
30	12/25	@Portland	L	96-107	13-1	7-9	20-10	Anthony - 32	Roy - 41	20,664
31	12/27	DALLAS	L	96-104	13-2	7-9	20-11	Martin - 18	Gooden - 19	19,756 S
32	12/28	@Sacramento	L	101-106	13-2	7-10	20-12	Anthony - 34	Nocioni - 21	14,548
33	1/2	@Utah	W	105-95	13-2	8-10	21-12	Lawson - 23	Boozer - 18	19,911
34	1/3	PHILADELPHIA	L	105-108	13-3	8-10	21-13	Nené - 24	Iverson - 17	19,155 S
35	1/5	GOLDEN STATE	W	123-122	14-3	8-10	22-13	Martin - 27	Maggette - 35	15,129
36	1/8	CLEVELAND	W	99-97	15-3	8-10	23-13	Billups - 23	James - 35	19,996 S
37	1/9	@Sacramento	L	100-102	15-3	8-11	23-14	Billups - 27	Evans - 27	14,411
38	1/11	MINNESOTA	W	105-94	16-3	8-11	24-14	Anthony - 24	Brewer - 25	14,669
39	1/13	ORLANDO	W	115-97	17-3	8-11	25-14	Anthony - 27	Barnes - 28	18,475
40	1/17	UTAH	W	119-112	18-3	8-11	26-14	Anthony - 37	Williams - 23	19,519 S
41	1/20	@Golden State	W	123-118 (OT)	18-3	9-11	27-14	Billups - 37	Ellis - 39	17,223
42	1/21	L.A. CLIPPERS	W	105-85	19-3	9-11	28-14	Anthony - 28	Smith - 21	15,343
43	1/23	NEW ORLEANS	W	116-110 (OT)	20-3	9-11	29-14	Anthony - 30	Paul - 26	19,807 S
44	1/25	CHARLOTTE	W	104-93	21-3	9-11	30-14	Billups - 27	Jackson - 22	16,909
45	1/27	@Houston	W	97-92	21-3	10-11	31-14	Smith - 22	Brooks - 22	16,357
46	1/29	@Oklahoma City	L	84-101	21-3	10-12	31-15	Billups - 19	Durant - 30	18,203
47	1/31	@San Antonio	W	103-89	21-3	11-12	32-15	Martin - 27	Hill - 17	17,607
48	2/1	SACRAMENTO	W	112-109 (OT)	22-3	11-12	33-15	Martin - 24	Hawes - 23	15,544
49	2/3	PHOENIX	L	97-109	22-4	11-12	33-16	Nené/Smith - 15	Stoudemire/Richardson - 20	19,155 S
50	2/5	@L.A. Lakers	W	126-113	22-4	12-12	34-16	Billups - 39	Bryant - 33	18,997
51	2/6	@Utah	L	106-116	22-4	12-13	34-17	Lawson - 25	Kirilenko - 22	19,911
52	2/9	DALLAS	W	127-91	23-4	12-13	35-17	Nene - 21	Nowitzki - 17	18,475
53	2/11	SAN ANTONIO	L	92-111	23-5	12-13	35-18	Nené - 20	Hill/Blair - 17	18,611
54	2/18	@Cleveland	W	118-116 (OT)	23-5	13-13	36-18	Anthony - 40	James - 43	20,562
55	2/19	@Washington	L	97-107	23-5	13-14	36-19	Billups - 28	Thornton - 21	17,212
56	2/21	BOSTON	W	114-105	24-5	13-14	37-19	Billups - 26	R. Allen - 25	19,818 S
57	2/25	@Golden State	W	127-112	24-5	14-14	38-19	Billups - 37	Curry - 30	18,555
58	2/26	DETROIT	W	107-102	25-5	14-14	39-19	Billups - 25	Hamilton - 20	19,845 S
59	2/28	@L.A. Lakers	L	89-95	25-5	14-15	39-20	Anthony - 21	Odom - 20	18,997
60	3/1	@Phoenix	L	85-101	25-5	14-16	39-21	Billups - 21	Hill/Stoudemire - 19	18,159
61	3/3	OKLAHOMA CITY	W	119-90	26-5	14-16	40-21	Anthony - 30	Harden - 19	18,822
62	3/5	INDIANA	W	122-114	27-5	14-16	41-21	Anthony - 34	Granger - 32	19,155 S
63	3/7	PORTLAND	W	118-106	28-5	14-16	42-21	Anthony - 30	Bayless - 24	17,266
64	3/10	@Minnesota	W	110-102	28-5	15-16	43-21	Billups - 25	Brewer - 21	14,256
65	3/12	@New Orleans	W	102-95	28-5	16-16	44-21	Anthony - 32	West - 30	17,220
66	3/13	@Memphis	W	125-108	28-5	17-16	45-21	Smith - 30	Mayo - 25	17,023
67	3/15	@Houston	L	123-125	28-5	17-17	45-22	Anthony - 45	Brooks - 31	16,369
68	3/16	WASHINGTON	W	97-87	29-5	17-17	46-22	Anthony - 29	Blatche - 23	17,447
69	3/18	NEW ORLEANS	W	93-80	30-5	17-17	47-22	Anthony - 26	Collison/Thornton - 15	19,155 S
70	3/20	MILWAUKEE	L	97-102	30-6	17-17	47-23	Anthony/Billups - 29	Salmons - 26	19,390 S
71	3/23	@New York	L	104-109	30-6	17-18	47-24	Anthony - 36	Gallinari - 28	19,763
72	3/24	@Boston	L	99-113	30-6	17-19	47-25	Anthony - 32	Pierce - 27	18,624
73	3/26	@Toronto	W	97-96	30-6	18-19	48-25	Anthony - 25	Bosh - 18	19,800
74	3/28	@Orlando	L	97-103	30-6	18-20	48-26	Anthony - 26	Redick - 23	17,461
75	3/29	@Dallas	L	93-109	30-6	18-21	48-27	Smith - 27	Nowitzki - 34	20,085
76	4/1	PORTLAND	W	109-92	31-6	18-21	49-27	Anthony - 25	Miller - 24	19,155 S
77	4/3	L.A. CLIPPERS	W	98-90	32-6	18-21	50-27	Anthony - 24	Gordon - 23	19,155 S
78	4/7	@Oklahoma City	W	98-94	32-6	19-21	51-27	Billups - 29	Durant - 33	18,332
79	4/8	L.A. LAKERS	W	98-96	33-6	19-21	52-27	Anthony - 31	Gasol - 26	20,044 S
80	4/10	SAN ANTONIO	L	85-104	33-7	19-21	52-28	Billups - 27	Duncan - 18	19,155 S
81	4/12	MEMPHIS	W	123-101	34-7	19-21	53-28	Smith - 26	Conley - 22	19,155 S
82	4/13	@Phoenix	L	101-123	34-7	19-22	53-29	Anthony - 29	Stoudemire - 26	18,422

* Denotes number of overtime periods

S Ball Arena (previously known as Pepsi Center) sellout





2010-11 ROSTER

NO.	PLAYER	POS	HT	WT	COLLEGE	EXP.
6	Arron Afflalo	G	6-5	215	UCLA	3
11	Chris Andersen	F/C	6-10	228	Blinn (Texas) J.C.	8
15	Carmelo Anthony	F	6-8	238	Syracuse	7
32	Renaldo Balkman	F	6-8	210	South Carolina	4
1	Chauncey Billups	G	6-3	202	Colorado	13
25	Anthony Carter	G	6-2	195	Hawaii	11
21	Wilson Chandler	F	6-8	225	DePaul	3
34	Melvin Ely	C/F	6-10	261	Fresno State	7
20	Raymond Felton	G	6-1	205	North Carolina	5
0	Gary Forbes	F	6-7	220	Massachusetts	R
8	Danilo Gallinari	F	6-10	225	Italy	2
7	Al Harrington	F	6-9	250	St. Patrick's HS (Elizabeth, NJ)	12
41	Kosta Koufos	C	7-0	265	Ohio State	2
3	Ty Lawson	G	5-11	195	North Carolina	1
4	Kenyon Martin - C	F	6-9	240	Cincinnati	10
25	Timofey Mozgov	C	7-1	250	Russia	R 31
Nenê	F/C	6-11	250	Brazil	8	
5	J.R. Smith	G	6-6	220	St. Benedict's Prep (NJ)	6
23	Shelden Williams	F	6-9	250	Duke	4

Head Coach: George Karl (North Carolina)
Assistant Coaches: Adrian Dantley (Notre Dame), Melvin Hunt (Baylor),
 John Welch (UNLV)
Assistant Coach/Player Development: Stacey Augmon (UNLV)
Assistant Coach/Advance Scout: Chad Iske (Kansas) **Advance Scout:**
 Jesse Mermuys (Arizona)
Asst. Coach/Strength & Conditioning: Steve Hess (Ithaca)
Athletic Trainer: Jim Gillen (Ft. Hays State)
Asst. Athletic Trainer/
Asst. Strength & Conditioning Coach: Matt Friia (Ithaca), Dan Shimensky (Central Washington)

NUGGETS 2010-11 TEAM HIGHS & LOWS

	HIGH	LOW		HIGH	LOW
Points	138 vs. PHX, 11/28	82 @ ORL, 3/18	Free-Throw Percentage	.923 (24-26) @ GS, 11/22	.559 (19-34) vs. MIN, 4/9
Field Goals Made	50 vs. GS, 4/11	25 @ POR, 11/18	Total Rebounds	58 vs. SAC, 1/1	27 (2) @ NJN, 1/31
Field Goals Attempted	102 @ LAC, 3/5 *	65 (2) @ NJ, 1/31	Offensive Rebounds	24 @ LAC, 3/5	3 (2) @ MIL, 2/16
Field Goal Percentage	.608 (45-74) vs. CHA, 3/2	.359 (28-78) @ ORL, 3/18	Defensive Rebounds	45 (2) vs. BOS, 2/24	19 @ IND, 11/9
Three-Pointers Made	19 vs. MIN, 4/9	3 (7) @ UTA, 4/13	Assists	35 vs. MIN, 4/9	12 (3) @ SAC, 1/6
Three-Pointers Attempted	38 vs. MIN, 4/9	8 vs. HOU, 1/3	Steals	16 @ DAL, 11/6	0 @ SAC, 1/6
Three-Point Percentage	.619 (13-21) (2) vs. CLE, 1/15	.176 (3-17) @ PHX, 11/15	Turnovers	23 @ SAC, 1/6	6 vs. ATL, 2/28
Free-Throws Made	45 vs. LAC, 12/3 *	9 vs. DAL, 11/3	Blocked Shots	11 vs. LAC, 12/3	0 @ PHI, 1/30
Free-Throws Attempted	59 vs. LAC, 12/3 *	12 vs. DAL, 11/3	Personal Fouls	31 (2) vs. HOU, 2/7	8 vs. DET, 3/12

OPPONENTS 2010-11 TEAM HIGHS & LOWS

	HIGH	LOW		HIGH	LOW
Points	144 @ IND, 11/9 *	75 by BOS, 2/24	Free-Throw Percentage	1.000 (7-7, by DET, 3/12)	.400 (6-15) by SAC, 1/1
Field Goals Made	56 @ IND, 11/9 *	27 by UTA, 10/27	Total Rebounds	57 @ LAC, 1/5	28 by CHA, 3/2
Field Goals Attempted	102 by PHX, 11/28 *	68 (2) @ SA, 1/16	Offensive Rebounds	19 @ LAC, 1/5	3 (2) by BOS, 2/24
Field Goal Percentage	.644 (56-87) @ IND, 11/9	.367 (29-79) by CHA, 3/2	Defensive Rebounds	43 (2) @ POR, 2/25 (OT)	21 (2) @ NO, 3/14
Three-Pointers Made	16 @ IND, 11/9	2 (5) by SAC, 4/1	Assists	37 @ IND, 11/9 *	12 @ DAL, 11/6
Three-Pointers Attempted	32 (3) by SA, 3/23	6 @ MEM, 2/13	Steals	15 by SAC, 1/1	2 by NO, 1/9
Three-Point Percentage	.600 (9-15) @ NJ, 1/31	.105 (2-19) by ATL, 2/28	Turnovers	22 by UTA, 10/27	6 (2) @ NY, 12/12
Free-Throws Made	31 by UTA, 10/27	6 by SAC, 1/1	Blocked Shots	12 (2) by NY, 11/16	1 (3) by DET, 3/12
Free-Throws Attempted	43 by UTA, 10/27	7 by DET, 3/12	Personal Fouls	37 by LAC, 12/3 *	15 by MIA, 1/13

* Denotes NBA High/Low





2010-11 GAME-BY-GAME RESULTS (50-32)

NO.	DATE	OPPONENT	W-L	SCORE	HOME	ROAD	TOTAL	DEN. HIGH SCORER	OPP. HIGH SCORER	ATTEND.
1	10/27	UTAH	W	110-88	1-0	0-0	1-0	Anthony-23	Williams-17	19,155 S
2	10/29	@New Orleans	L	95-101	1-0	0-1	1-1	Anthony-24	Paul-18	12,474
3	10/30	@Houston	W	107-94	1-0	1-1	2-1	Harrington-28	Scola-28	18,161
4	11/3	DALLAS	L	101-102	1-1	1-1	2-2	Anthony-20	Nowitzki-35	14,159
5	11/5	L.A. CLIPPERS	W	111-104	2-1	1-1	3-2	Anthony-30	Griffin-26	15,559
6	11/6	@Dallas	W	103-92	2-1	2-1	4-2	Anthony-27	Terry-26	19,948
7	11/8	@Chicago	L	92-94	2-1	2-2	4-3	Anthony-32	Rose-18	21,355
8	11/9	@Indiana	L	113-144	2-1	2-3	4-4	Lawson-19	Dunleavy-31	11,122
9	11/11	L.A. LAKERS	W	118-112	3-1	2-3	5-4	Anthony-32	Bryant-34	19,155 S
10	11/15	@Phoenix	L	94-100	3-1	2-4	5-5	Anthony-20	Warrick-21	17,744
11	11/16	NEW YORK	W	120-118	4-1	2-4	6-5	Anthony-26	Stoudemire-24	15,190
12	11/18	@Portland	L	83-86	4-1	2-5	6-6	Anthony-18	Aldridge-24	20,532
13	11/20	NEW JERSEY	W	107-103	5-1	2-5	7-6	Anthony-28	Lopez-20	16,396
14	11/22	@Golden State	W	106-89	5-1	3-5	8-6	Anthony-39	Ellis-20	18,023
15	11/26	CHICAGO	W	98-97	6-1	3-5	9-6	Anthony-22	Watson-33	19,155 S
16	11/28	PHOENIX	W	138-133	7-1	3-5	10-6	Smith-30	Richardson-39	15,482
17	12/1	MILWAUKEE	W	105-94	8-1	3-5	11-6	Nene-24	Salmons-21	14,221
18	12/3	L.A. CLIPPERS	W	109-104	9-1	3-5	12-6	Anthony-26	Gordon-24	15,829
19	12/5	MEMPHIS	W	108-107	10-1	3-5	13-6	Nene-27	Gay-24	15,017
20	12/7	@Charlotte	L	98-100	10-1	3-6	13-7	Billups-25	Jackson-23	15,377
21	12/8	@Boston	L	89-105	10-1	3-7	13-8	Lawson-24	Allen-28	18,624
22	12/10	@Toronto	W	123-116	10-1	4-7	14-8	Harrington-31	Kleiza-26	14,714
23	12/12	@New York	L	125-129	10-1	4-8	14-9	Anthony-31	Stoudemire-30	19,387
24	12/14	ORLANDO	W	111-94	11-1	4-8	15-9	Anthony-35	Redick-29	16,247
25	12/16	SAN ANTONIO	L	112-113	11-2	4-8	15-10	Anthony-31	Duncan-28	16,190
26	12/18	MINNESOTA	W	115-113	12-2	4-8	16-10	Anthony-24	Love-43	15,409
27	12/22	@San Antonio	L	103-109	12-2	4-9	16-11	Lawson/Smith-22	Ginobili/Neal-22	18,581
28	12/25	@Oklahoma City	L	106-114	12-2	4-10	16-12	Billups-30	Durant-44	18,203
29	12/26	PHILADELPHIA	L	89-95	12-3	4-10	16-13	Billups-24	Holiday-22	19,155 S
30	12/28	PORTLAND	W	95-77	13-3	4-10	17-13	Billups-18	Aldridge-18	17,388
31	12/29	@Minnesota	W	119-113	13-3	5-10	18-13	Billups-36	Beasley-33	17,093
32	1/1	SACRAMENTO	W	104-86	14-3	5-10	19-13	Billups-22	Thompson-17	17,466
33	1/3	HOUSTON	W	113-106	15-3	5-10	20-13	Anthony-33	Scola-24	17,136
34	1/5	@L.A. Clipper	L	93-106	15-3	5-11	20-14	Anthony-31	Gordon-28	17,540
35	1/6	@Sacramento	L	102-122	15-3	5-12	20-15	Anthony-26	Evans-27	13,184
36	1/9	NEW ORLEANS	L	87-96	15-4	5-12	20-16	Harrington-20	Paul-20	16,283
37	1/11	PHOENIX	W	132-98	16-4	5-12	21-16	Afflalo-31	Nash/Carter-15	14,874
38	1/13	MIAMI	W	130-102	17-4	5-12	22-16	Smith-28	Bosh-24	19,155 S
39	1/15	CLEVELAND	W	127-99	18-4	5-12	23-16	Nene-22	Sessions-21	17,668
40	1/16	@San Antonio	L	97-110	18-4	5-13	23-17	Harrington-18	Parker-30	18,581
41	1/19	OKLAHOMA CITY	W	112-107	19-4	5-13	24-17	Anthony-35	Westbrook-28	16,872
42	1/21	L.A. LAKERS	L	97-107	19-5	5-13	24-18	Anthony-23	Gasol/Artest-19	19,155 S
43	1/23	INDIANA	W	121-107	20-5	5-13	25-18	Anthony-36	Hansbrough-27	17,047
44	1/25	@Washington	W	120-109	20-5	6-13	26-18	Anthony-23	Young-26	16,121
45	1/26	@Detroit	W	109-100	20-5	7-13	27-18	Billups-26	Bynum-19	16,212
46	1/28	@Cleveland	W	117-103	20-5	8-13	28-18	Anthony-33	Hickson-24	19,642
47	1/30	@Philadelphia	L	99-110	20-5	8-14	28-19	Billups-27	Iguodala-24	15,612
48	1/31	@New Jersey	L	99-115	20-5	8-15	28-20	Anthony-37	Lopez-27	14,039
49	2/2	PORTLAND	W	109-90	21-5	8-15	29-20	Nene-22	Matthews-19	15,258
50	2/4	UTAH	L	106-113	21-6	8-15	29-21	Anthony-31	Jefferson-28	19,155 S
51	2/5	@Minnesota	W	113-100	21-6	9-15	30-21	Anthony-25	Beasley-23	15,389
52	2/7	HOUSTON	L	103-108	21-7	9-15	30-22	Anthony-50	Martin-37	14,595
53	2/9	@Golden State	L	114-116	21-7	9-16	30-23	Anthony-29	Ellis-37	18,430
54	2/10	DALLAS	W	121-120	22-7	9-16	31-23	Anthony-42	Terry-25	12,673
55	2/13	@Memphis	L	108-116	22-7	9-17	31-24	Anthony-28	Arthur-24	15,398
56	2/14	@Houston	L	102-121	22-7	9-18	31-25	Afflalo-17	Lee-22	16,450
57	2/16	@Milwaukee	W	94-87	22-7	10-18	32-25	Anthony-38	Salmons-33	16,033
58	2/22	MEMPHIS	W	120-107	23-7	10-18	33-25	Smith-26	Allen-26	14,638
59	2/24	BOSTON	W	89-75	24-7	10-18	34-25	Martin-18	Pierce-17	18,524
60	2/25	@Portland	L	106-107*	24-7	10-19	34-26	Gallinari-30	Aldridge-24	20,659
61	2/28	ATLANTA	W	100-90	25-7	10-19	35-26	Smith-19	Johnson-22	16,163
62	3/2	CHARLOTTE	W	120-80	26-7	10-19	36-26	Chandler-16	Carroll-19	14,255
63	3/3	@Utah	W	103-101	26-7	11-19	37-26	Lawson-23	Miles-22	19,524
64	3/5	@L.A. Clipper	L	94-100	26-7	11-20	37-27	Nene-25	Bledsoe-20	19,060
65	3/10	@Phoenix	W	116-97	26-7	12-20	38-27	Nene-22	Gortat-14	17,465
66	3/12	DETROIT	W	131-101	27-7	12-20	39-27	Smith-31	Wilcox-21	19,155 S
67	3/14	@New Orleans	W	114-103	27-7	13-20	40-27	Lawson-23	Paul-27	11,782
68	3/16	@Atlanta	W	102-87	27-7	14-20	41-27	Nene-20	Pachulia-19	14,669
69	3/18	@Orlando	L	82-85	27-7	14-21	41-28	Chandler-20	Howard-16	19,113
70	3/19	@Miami	L	98-103	27-7	14-22	41-29	Smith-27	James-33	19,600
71	3/21	TORONTO	W	123-90	28-7	14-22	42-29	Lawson-23	Bargnani-20	16,258
72	3/23	SAN ANTONIO	W	115-112	29-7	14-22	43-29	Harrington-27	Neal-25	19,155 S
73	3/25	WASHINGTON	W	114-94	30-7	14-22	44-29	Tied with-17	Crawford-19	19,308 S
74	3/30	SACRAMENTO	W	104-90	31-7	14-22	45-29	Lawson-20	Thornton-27	17,955
75	4/1	@Sacramento	W	99-90	31-7	15-22	46-29	Felton-17	Garcia-17	15,871
76	4/3	@L.A. Lakers	W	95-90	31-7	16-22	47-29	Gallinari-22	Bryant-28	18,997
77	4/5	OKLAHOMA CITY	L	94-101	31-8	16-22	47-30	Lawson-28	Durant-32	18,203
78	4/6	@Dallas	W	104-96	31-8	17-22	48-30	Smith-23	Marion-21	20,364
79	4/8	@Oklahoma City	L	89-104	31-8	17-23	48-31	Nene-18	Durant-28	18,203
80	4/9	MINNESOTA	W	130-106	32-8	17-23	49-31	Lawson-37	Hayward/Webster-15	19,155 S
81	4/11	GOLDEN STATE	W	134-111	33-8	17-23	50-31	Smith-22	Curry/D.Wright-27	19,155 S
82	4/13	@Utah	L	103-107	33-8	17-24	50-32	Chandler-27	Hayward-34	19,051

* Denotes number of overtime periods

S Ball Arena (previously known as Pepsi Center) sellout





2011-12 ROSTER

NO.	PLAYER	POS	HT	WT	COLLEGE/COUNTRY	EXP.
6	Arron Afflalo	G	6-5	215	UCLA	3
11	Chris Andersen	F/C	6-10	228	Blinn (Texas) J.C.	8
13	Corey Brewer	F	6-9	188	Florida	4
	DeMarre Carroll	F	6-8	212	Missouri	3
21	Wilson Chandler	F	6-8	225	DePaul	4
35	Kenneth Faried	F	6-8	228	Morehead St.	R
5	Rudy Fernandez	G/F	6-6	185	Spain	3
8	Danilo Gallinari	F	6-10	225	Italy	3
1	Jordan Hamilton	G/F	6-7	220	Texas	R
7	Al Harrington	F	6-9	250	St. Patrick's HS (Elizabeth, NJ)	13
41	Kosta Koufos	C	7-0	265	Ohio State	3
3	Ty Lawson	G	5-11	195	North Carolina	2
34	JaVale McGee	C	7-0	250	Nevada	3
24	Andre Miller	G	6-2	200	Utah	12
25	Timofey Mozgov	C	7-1	250	Russia	1
Nenê	F/C	6-11	250	200	Brazil	9
10	Julyan Stone	G	6-7	200	UTEP	R

Head Coach: George Karl (North Carolina)
Assistant Coaches: Melvin Hunt (Baylor), Chad Iske (Kansas)
 John Welch (UNLV)
Assistant Coach/Advance Scout: Jesse Mermuys (Arizona)
Video Operations/Player Development: Ryan Bowen (Iowa) **Player**
Development Coordinator: Pat Mutombo (Metro State College of Denver)
Asst. Coach/Strength & Conditioning: Steve Hess (Ithaca)
Athletic Trainer: Jim Gillen (Ft. Hays State)
Asst. Athletic Trainer/Strength & Conditioning: Dan Shimensky (Central Washington)
Asst. Strength & Conditioning Coach: Felipe Eichenberger (NW Oklahoma State)

NUGGETS 2011-12 TEAM HIGHS & LOWS

	HIGH	LOW		HIGH	LOW
Points	131 @ MIN, 4/26	81 vs. NOH, 1/9	Free-Throw Percentage	.941 (16-17) @ PHX, 4/21	.576 (19-33) vs. HOU, 2/6
Field Goals Made	56 @ MIN, 4/26*	29 vs. NOH, 1/9	Total Rebounds	60 vs. GSW, 4/9	30 @ POR, 12/29
Field Goals Attempted	101 @ OKC, 2/19 (OT)	70 vs. TOR, 1/27	Offensive Rebounds	21 vs. POR, 2/29	3 @ POR, 12/29
Field Goal Percentage	.629 (56-89) @ MIN, 4/26	.357(30-84) @DAL, 2/15	Defensive Rebounds	44 vs. GSW, 4/9	20 @ NOH, 4/4
Three-Pointers Made	12 (3) @ LAC, 2/2	2 (3) @ CHA, 3/30	Assists	37 vs. NJN, 1/11	14 (2) @ IND, 2/11
Three-Pointers Attempted	28 @ DAL, 12/26	9 (2) vs. MEM, 3/11	Steals	17 vs. UTA, 12/28	3 vs. LAC, 1/29
Three-Point Percentage	.611 (11-18) vs. NJN, 1/11	.111 (2-18) vs. LAL, 1/1	Turnovers	27 vs. SAC, 1/4	5 vs. PHX, 4/6
Free-Throws Made	31 (2) @ NYK, 1/21 (2OT)	8 vs. ORL, 4/22	Blocked Shots	13 vs. PHX, 2/14	1 (3) @ NOH, 4/4
Free-Throws Attempted	43 @ NYJ, 12/1 (2OT)	11 vs. ORL, 4/22	Personal Fouls	27 @ HOU, 3/2	12 @ CHI, 3/26

OPPONENTS 2011-12 TEAM HIGHS & LOWS

	HIGH	LOW		HIGH	LOW
Points	124 @ OKC, 2/19 (OT)	74 by ORL, 4/22	Free-Throw Percentage	1.000 (15-15) @ MIN, 3/25*	.417 (5-12) @ LAC, 2/2
Field Goals Made	49 @ SAS, 1/7	28 by ORL, 4/22	Total Rebounds	54 vs. PHX, 4/56	27 (2) by GSW, 4/9
Field Goals Attempted	99 (3) @ MIN, 3/25	67 @ NOH, 4/4	Offensive Rebounds	18 (4) @ PHX, 4/21	4 by BOS, 3/17
Field Goal Percentage	.593 (48-81) @ UTA, 3/23	.323 (30-93) by SAC, 1/4	Defensive Rebounds	43 @ POR, 12/29	20 (3) by GSW, 4/9
Three-Pointers Made	20 by NJN, 1/11*	2 (2) by SAC, 1/4	Assists	33 by DAL, 3/19	12 by SAC, 1/4
Three-Pointers Attempted	35 (2) @ MIN, 3/25	10 (2) @ NOH, 4/4	Steals	16 by SAC, 1/4	1 @ HOU, 3/2
Three-Point Percentage	.778 (14-18) by DET, 3/21*	.083 (2-24) @LAL, 12/31	Turnovers	25 @ POR, 12/29	8 by SAS, 2/23
Free-Throws Made	28 @ MEM, 1/31 (OT)	5 @ LAC, 2/2	Blocked Shots	14 by GSW, 2/9	1 by CLE, 3/7
Free-Throws Attempted	35 @ MEM, 1/31 (OT)	9 by DAL, 2/8	Personal Fouls	34 @ NYK, 1/21 (2OT)	12 @ LAL, 4/13

* Denotes NBA High/Low





2011-12 GAME-BY-GAME RESULTS (38-28)

NO.	DATE	OPPONENT	W-L	SCORE	HOME	ROAD	TOTAL	DEN. HIGH SCORER	OPP. HIGH SCORER	ATTEND.
1	12/26	@Dallas	W	115-93	0-0	1-0	1-0	Lawson-27	Nowitzki-20	20,408
2	12/28	UTAH	W	117-100	1-0	1-0	2-0	Nene-25	Jefferson-19	19,155 S
3	12/29	@Portland	L	102-111	1-0	1-1	2-1	Lawson-25	Matthews-25	20,531
4	12/31	@L.A. Lakers	L	89-92	1-0	1-2	2-2	Harrington-21	Bynum-29	18,997
5	1/1	L.A. LAKERS	W	99-90	2-0	1-2	3-2	Gallinari-20	Gasol-20	19,155 S
6	1/2	MILWAUKEE	W	91-86	3-0	1-2	4-2	Gallinari-21	Jackson-17	14,142
7	1/4	SACRAMENTO	W	110-83	4-0	1-2	5-2	Harrington-15	Cousins-26	14,562
8	1/6	@New Orleans	W	96-88	4-0	2-2	6-2	Gallinari-23	Vasquez-16	13,035
9	1/7	@San Antonio	L	117-121	4-0	2-3	6-3	Gallinari-31	Green-24	17,537
10	1/9	NEW ORLEANS	L	81-94	4-1	2-3	6-4	Gallinari-15	Landry-21	14,002
11	1/11	NEW JERSEY	W	123-115	5-1	2-3	7-4	Gallinari-22	Farmar-26	14,139
12	1/13	MIAMI	W	117-104	6-1	2-3	8-4	Lawson-24	James-35	19,155 S
13	1/15	UTAH	L	96-106	6-2	2-3	8-5	Gallinari-18	Millsap-26	16,208
14	1/17	@Milwaukee	W	105-95	6-2	3-3	9-5	Brewer-22	Jennings-30	11,322
15	1/18	@Philadelphia	W	108-104(OT)	6-2	4-3	10-5	Miller-28	T. Young-22	15,201
16	1/20	@Washington	W	108-104	6-2	5-3	11-5	Harrington-29	Young-25	14,866
17	1/21	@New York	W	119-114(2OT)	6-2	6-3	12-5	Gallinari-37	Anthony-25	19,763
18	1/25	@Sacramento	W	122-93	6-2	7-3	13-5	Gallinari-23	Fredette-19	12,097
19	1/27	TORONTO	W	96-81	7-2	7-3	14-5	Fernandez-23	Barbosa-19	18,855
20	1/29	L.A. CLIPPERS	L	105-109	7-3	7-3	14-6	Nene-18	Billups-32	19,495 S
21	1/31	@Memphis	L	97-100(OT)	7-3	7-4	14-7	Harrington-23	Gasol-20	13,651
22	2/2	@L.A. Clipper	W	112-91	7-3	8-4	15-7	Gallinari-21	Griffin-18	19,223
23	2/3	L.A. LAKERS	L	89-93	7-4	8-4	15-8	Harrington-24	Bynum-22	19,155 S
24	2/4	@Portland	L	97-117	7-4	8-5	15-9	Gallinari-20	Batum-33	20,583
25	2/6	HOUSTON	L	90-99	7-5	8-5	15-10	Fernandez-14	Scola-25	14,501
26	2/8	DALLAS	L	95-105	7-6	8-5	15-11	Fernandez-17	Nowitzki-25	15,970
27	2/9	GOLDEN STATE	L	101-109	7-7	8-5	15-12	Afflalo-26	Curry-36	14,960
28	2/11	@Indiana	W	113-109	7-7	9-5	16-12	Lawson-27	Granger-26	15,313
29	2/14	PHOENIX	W	109-92	8-7	9-5	17-12	Afflalo-20	Morris-21	17,873
30	2/15	@Dallas	L	84-102	8-7	9-6	17-13	Fernandez-14	Marion-16	20,075
31	2/17	@Memphis	L	102-103	8-7	9-7	17-14	Brewer-26	Gay-20	15,201
32	2/19	@Oklahoma City	L	118-124(OT)	8-7	9-8	17-15	Afflalo-27	Durant-51	18,203
33	2/20	MINNESOTA	W	103-101(OT)	9-7	9-8	18-15	Harrington-31	Love-22	17,263
34	2/22	@L.A. Clipper	L	95-103	9-7	9-9	18-16	Afflalo-20	Paul-36	19,163
35	2/23	SAN ANTONIO	L	99-114	9-8	9-9	18-17	Brewer-23	Blair-28	18,875
36	2/29	PORTLAND	W	104-95	10-8	9-9	19-17	Lawson-18	Crawford-21	15,715
37	3/2	@Houston	W	117-105	10-8	10-9	20-17	Lawson-22	Martin-35	16,879
38	3/4	@San Antonio	W	99-94	10-8	11-9	21-17	Lawson-22	Parker-25	18,581
39	3/5	SACRAMENTO	W	119-116(OT)	11-8	11-9	22-17	Afflalo-32	Evans-27	14,823
40	3/7	CLEVELAND	L	99-100	11-9	11-9	22-18	Harrington-22	Jamison-33	15,816
41	3/9	NEW ORLEANS	W	110-97	12-9	11-9	23-18	Afflalo-28	Thomas-18	19,155 S
42	3/11	MEMPHIS	L	91-94	12-10	11-9	23-19	Brewer-15	Mayo-22	17,737
43	3/13	ATLANTA	W	118-117(OT)	13-10	11-9	24-19	Nene-22	J. Johnson-34	15,594
44	3/15	OKLAHOMA CITY	L	90-103	13-11	11-9	24-20	Miller-17	Durant-24	18,458
45	3/17	BOSTON	W	98-91	14-11	11-9	25-20	Gallinari-20	Garnett-22	19,003
46	3/19	DALLAS	L	95-112	14-12	11-9	25-21	Afflalo-24	Nowitzki-33	16,683
47	3/21	DETROIT	W	116-115	15-12	11-9	26-21	Lawson-25	Gordon-45	16,681
48	3/23	@Utah	L	102-121	15-12	11-10	26-22	Harrington-20	Jefferson-23	19,250
49	3/25	@Minnesota	L	100-117	15-12	11-11	26-23	Faried-17	Love-30	20,023
50	3/26	@Chicago	W	108-91	15-12	12-11	27-23	Lawson-27	Watson-17	22,274
51	3/28	@Toronto	L	96-105	15-12	12-12	27-24	Lawson-26	Bargnani-26	15,867
52	3/30	@Charlotte	W	99-88	15-12	13-12	28-24	Afflalo-19	Henderson-21	13,806
53	4/1	@Orlando	W	104-101	15-12	14-12	29-24	Lawson-25	Nelson-27	18,846
54	4/4	@New Orleans	L	92-94	15-12	14-13	29-25	Lawson-22	Gordon-15	15,020
55	4/6	PHOENIX	W	105-99	16-12	14-13	30-25	Afflalo-30	Brown-18	19,155 S
56	4/7	@Golden State	L	97-112	16-12	14-14	30-26	Lawson-23	Rush-20	18,942
57	4/9	GOLDEN STATE	W	123-84	17-12	14-14	31-26	Faried-27	Thompson-17	15,530
58	4/11	MINNESOTA	W	113-107	18-12	14-14	32-26	Lawson-24	Randolph-28	15,823
59	4/13	@L.A. Lakers	L	97-103	18-12	14-15	32-27	Miller-20	Bynum-30	18,997
60	4/15	HOUSTON	W	101-86	19-12	14-15	33-27	Lawson-20	Budinger-19	17,954
61	4/16	@Houston	W	105-102	19-12	15-15	34-27	Afflalo-26	Dragic-21	15,988
62	4/18	L.A. CLIPPERS	L	98-104	19-13	15-15	34-28	Lawson-24	Paul-21	17,219
63	4/21	@Phoenix	W	118-107	19-13	16-15	35-28	Lawson-29	Brown-28	15,877
64	4/22	ORLANDO	W	101-74	20-13	16-15	36-28	Gallinari-17	Anderson-24	19,155 S
65	4/25	@Oklahoma City	W	106-101	20-13	17-15	37-28	Lawson-25	Durant-32	18,203
66	4/26	@Minnesota	W	131-102	20-13	18-15	38-28	McGee-19	Barea-20	14,824

S Ball Arena (previously known as Pepsi Center) sellout





2012-13 ROSTER

NO.	PLAYER	POS	HT	WT	COLLEGE/COUNTRY	EXP.
13	Corey Brewer	F	6-9	188	Florida/USA	5
21	Wilson Chandler	F	6-8	225	DePaul/USA	5
35	Kenneth Faried	F	6-8	228	Morehead St./USA	1
94	Evan Fournier	G	6-6	200	Poitiers/France	R
8	Danilo Gallinari	F	6-10	225	Olimpia Milano/Italy	4
1	Jordan Hamilton	G/F	6-8	220	Texas/USA	1
9	Andre Iguodala	G/F	6-6	207	Arizona/USA	8
41	Kosta Koufos	C	7-0	265	Ohio State/USA	4
3	Ty Lawson	G	5-11	195	North Carolina/USA	3
34	JaVale McGee	C	7-0	252	Nevada-Reno/USA	4
30	Quincy Miller	F	6-9	210	Baylor/USA	R
24	Andre Miller	G	6-2	200	Utah/USA	13
25	Timofey Mozgov	C	7-1	250	Khimki Moscow/Russia	2
	Anthony Randolph	F	6-11	225	LSU/USA	4
10	Julyan Stone	G	6-6	200	UTEP/USA	1

Head Coach: George Karl (North Carolina)
Assistant Coaches: Melvin Hunt (Baylor), Chad Iske (Kansas)
 John Welch (UNLV), Ryan Bowen (Iowa),
 Patrick Mutombo (Metropolitan State College of Denver),
 Vance Walberg (Cal-State Bakersfield)
Asst. Coach/Strength & Conditioning: Steve Hess (Ithaca)
Athletic Trainer: Jim Gillen (Ft. Hays State)
Asst. Athletic Trainer/Strength & Conditioning: Dan Shimensky (Central Washington)
Asst. Strength & Conditioning Coach: Felipe Eichenberger (NW Oklahoma State)

NUGGETS 2012-13 TEAM HIGHS & LOWS

	HIGH	LOW		HIGH	LOW
Points	132 vs. HOU, 4/6	72 @ MEM, 12/29	Free-Throw Percentage	.889 (24-27) vs. POR, 4/14	.455 (5-11) @ PHI, 10/31
Field Goals Made	54 vs. HOU, 4/6*	29 @ MEM, 12/29	Total Rebounds	65 (2) @ BOS, 2/10 (30T)	32 vs. NOH, 2/1
Field Goals Attempted	113 (2) @ BOS, 2/10 (30T)*	68 @ MEM, 12/29	Offensive Rebounds	23 (2) vs. TOR, 12/3*	5 @ NYK, 12/9
Field Goal Percentage	.581 (50-86) vs. CHI, 2/7	.375 (33-88) @ PHI, 10/31	Defensive Rebounds	50 @ BOS, 2/10 (30T)	23 vs. PHI, 3/21
Three-Pointers Made	13 vs. SAC, 1/26	0 @ POR, 12/20*	Assists	40 vs. HOU, 4/6	13 @ MIA, 11/3
Three-Pointers Attempted	31 vs. SAC, 1/26	10 vs. MEM, 12/14	Steals	16 @ POR, 2/27	2 @ PHX, 11/12
Three-Point Percentage	.706 (12-17) @ BKN, 2/13	.000 (0-22) POR, 12/20*	Turnovers	23 vs. OKC, 1/20 (OT)	7 vs. BOS, 2/19
Free-Throws Made	32 @ MIL, 4/15	5 @ PHI, 10/31	Blocked Shots	12 (4) vs. MIL, 2/5	1 @ LAL, 11/30
Free-Throws Attempted	46 @ MIL, 4/15	11 @ PHI, 10/31	Personal Fouls	33 vs. OKC, 1/20 (OT)	7 vs. ORL, 1/9

OPPONENTS 2012-13 TEAM HIGHS & LOWS

	HIGH	LOW		HIGH	LOW
Points	126 @ SAS, 11/17	78 by LAC, 1/1	Free-Throw Percentage	.913 (21-23) @ TOR, 2/12	.529 (9-17) vs. SAC, 3/23
Field Goals Made	48 vs. MIL, 2/5	30 (3) by MEM, 3/15	Total Rebounds	54 @ GSW, 11/10 (20T)	29 by MIA, 11/15
Field Goals Attempted	108 @ BOS, 2/10 (30T)	72 by NOH, 2/1	Offensive Rebounds	24 vs. BKN, 3/29	5 by MIA, 11/15
Field Goal Percentage	.540 (47-87) @ LAL, 11/30	.353 (2) (30-85) by MEM, 3/15	Defensive Rebounds	43 @ BOS, 2/10 (30T)	18 by CHI, 2/7
Three-Pointers Made	17 @ LAL, 11/30	2 (2) by CHA, 2/23	Assists	34 @ BOS, 2/10 (30T)	12 by CLE, 1/11
Three-Pointers Attempted	36 @ POR, 12/20	11 by CHA, 2/23	Steals	15 @ HOU, 11/7	2 (2) by MIN, 1/3
Three-Point Percentage	.593 (2) (16-27) @ BKN, 2/13	.143 (2-14) by MIN, 12/12	Turnovers	23 (3) vs. POR, 4/14	6 by PHX, 11/12
Free-Throws Made	40 vs. OKC, 1/20 (OT)	4 by MEM, 12/29	Blocked Shots	14 by CHA, 12/22	1 by SAC, 12/16
Free-Throws Attempted	48 vs. OKC, 1/20 (OT)	7 by MEM, 12/29	Personal Fouls	30 (2) by TOR, 12/3	14 (2) by MIA, 11/15

* Denotes NBA High/Low





2012-13 GAME-BY-GAME RESULTS (57-25)

NO.	DATE	OPPONENT	W-L	SCORE	HOME	ROAD	TOTAL	DEN. HIGH SCORER	OPP. HIGH SCORER	ATTEND.
1	10/31	@Philadelphia	L	75-84	0-0	0-1	0-1	Lawson-16	Hawes-16	19,101
2	11/2	@Orlando	L	89-102	0-0	0-2	0-2	Gallinari-23	Davis-29	18,846
3	11/3	@Miami	L	116-119	0-0	0-3	0-3	Iguodala-22, Faried-22	Bosh-40	20,104
4	11/6	DETROIT	W	109-97	1-0	0-3	1-3	Iguodala-17	Monroe-27	19,155
5	11/7	@Houston	W	93-87	1-0	1-3	2-3	Lawson-21	Delfino-19	13,372
6	11/9	UTAH	W	104-84	2-0	1-3	3-3	Brewer-20	Hayward-15	15,523
7	11/10	@Golden State	W	107-101(2OT)	2-0	2-3	4-3	Gallinari-21	Thompson-23	19,596
8	11/12	@Phoenix	L	100-110	2-0	2-4	4-4	Iguodala-17	Dragic-21	14,060
9	11/15	MIAMI	L	93-98	2-1	2-4	4-5	A. Miller-19	James-27	19,155
10	11/17	@San Antonio	L	100-126	2-1	2-5	4-6	Gallinari-15	Ginobili-20	18,581
11	11/19	@Memphis	W	97-92	2-1	3-5	5-6	Gallinari-26	Gay-22	15,111
12	11/21	@Minnesota	W	101-94	2-1	4-5	6-6	Gallinari-19	Love-34	16,879
13	11/23	GOLDEN STATE	W	102-91	3-1	4-5	7-6	Iguodala-29	Lee-21	18,523
14	11/25	NEW ORLEANS	W	102-84	4-1	4-5	8-6	Iguodala-23	Roberts-17	15,402
15	11/26	@Utah	L	103-105	4-1	4-6	8-7	Faried-21	Jefferson-28	18,776
16	11/29	@Golden State	L	105-106	4-1	4-7	8-8	Iguodala-22	Lee-31	17,627
17	11/30	@L.A. Lakers	L	103-122	4-1	4-8	8-9	Gallinari-19	Jamison-33	18,997
18	12/3	TORONTO	W	113-110	5-1	4-8	9-9	Brewer-19	Lowry-24	15,221
19	12/5	@Atlanta	L	104-108	5-1	4-9	9-10	Lawson-32	Horford-25	14,101
20	12/7	@Indiana	W	92-89	5-1	5-9	10-10	McGee-20, Brewer-20	George-22	15,289
21	12/9	@New York	L	106-112	5-1	5-10	10-11	Lawson-23	Anthony-34	19,033
22	12/11	@Detroit	W	101-94	5-1	6-10	11-11	Lawson-26	Knight-20	10,265
23	12/12	@Minnesota	L	105-108	5-1	6-11	11-12	Faried-26	Pekovic-22	16,444
24	12/14	MEMPHIS	W	99-94	6-1	6-11	12-12	Iguodala-20	Gay-21	16,367
25	12/16	@Sacramento	W	122-97	6-1	7-11	13-12	McGee-19	Thomas-20	13,327
26	12/18	SAN ANTONIO	W	112-106	7-1	7-11	14-12	Gallinari-28	Duncan-31	17,092
27	12/20	@Portland	L	93-101	7-1	7-12	14-13	Lawson-13, Iguodala-13	Batum-22	19,982
28	12/22	CHARLOTTE	W	110-88	8-1	7-12	15-13	Koufos-16	Sessions-23	17,555
29	12/25	@L.A. Clipper	L	100-112	8-1	7-13	15-14	Hamilton-16, Koufos-16	Crawford-22	19,346
30	12/26	L.A. LAKERS	W	126-114	9-1	7-13	16-14	Brewer-27	Bryant-40	19,155
31	12/28	@Dallas	W	106-85	9-1	8-13	17-14	Gallinari-39	Mayo-15	20,439
32	12/29	@Memphis	L	72-81	9-1	8-14	17-15	Iguodala-12, McGee-12	Gay-19	17,707
33	1/1	L.A. CLIPPERS	W	92-78	10-1	8-14	18-15	Brewer-12	Bledsoe-12, Griffin-12	19,155
34	1/3	MINNESOTA	L	97-101	10-2	8-14	18-16	Gallinari-17	Barea-17, Shved-17	16,921
35	1/5	UTAH	W	110-91	11-2	8-14	19-16	Lawson-16, Koufos-16	Millsap-15	19,155
36	1/6	@L.A. Lakers	W	112-105	11-2	9-14	20-16	Gallinari-26	Bryant-29	18,997
37	1/9	ORLANDO	W	108-105	12-2	9-14	21-16	Lawson-21	Nelson-20	15,084
38	1/11	CLEVELAND	W	98-91	13-2	9-14	22-16	Lawson-19, Faried-19	Irving-28	16,445
39	1/13	GOLDEN STATE	W	116-105	14-2	9-14	23-16	Gallinari-23	Curry-29	15,861
40	1/15	PORTLAND	W	115-111(OT)	15-2	9-14	24-16	Gallinari-25	Aldridge-30	15,521
41	1/16	@Oklahoma City	L	97-117	15-2	9-15	24-17	Koufos-16	Westbrook-32	18,203
42	1/18	WASHINGTON	L	108-112	15-3	9-15	24-18	Lawson-29	Beal-23	16,523
43	1/20	OKLAHOMA CITY	W	121-118(OT)	16-3	9-15	25-18	Brewer-26	Durant-37	19,155
44	1/23	@Houston	W	105-95	16-3	10-15	26-18	Lawson-21	Harden-23	16,867
45	1/26	SACRAMENTO	W	121-93	17-3	10-15	27-18	Lawson-26	Brooks-16	17,651
46	1/28	INDIANA	W	102-101	18-3	10-15	28-18	Gallinari-27	George-23	16,032
47	1/30	HOUSTON	W	118-110	19-3	10-15	29-18	Gallinari-27	Lin-22	17,399
48	2/1	NEW ORLEANS	W	113-98	20-3	10-15	30-18	Iguodala-24	Anderson-21	17,221
49	2/5	MILWAUKEE	W	112-104	21-3	10-15	31-18	Gallinari-22, Lawson-22	Dalembert-35	15,272
50	2/7	CHICAGO	W	128-96	22-3	10-15	32-18	Chandler-24	Cook-19	19,325
51	2/9	@Cleveland	W	111-103	22-3	11-15	33-18	Gallinari-19	Irving-26	20,562
52	2/10	@Boston	L	114-118(3OT)	22-3	11-16	33-19	Lawson-29	Pierce-27	18,624
53	2/12	@Toronto	L	108-109	22-3	11-17	33-20	Lawson-29	DeRozan-22	16,738
54	2/13	@Brooklyn	L	108-119	22-3	11-18	33-21	Lawson-26	J. Johnson-26	17,251
55	2/19	BOSTON	W	97-90	23-3	11-18	34-21	Gallinari-26, Lawson-26	Green-20	19,155
56	2/22	@Washington	L	113-119	23-3	11-19	34-22	Lawson-27	Okafor-17, Beal-17	16,527
57	2/23	@Charlotte	W	113-99	23-3	12-19	35-22	Lawson-20	Walker-24	18,481
58	2/25	L.A. LAKERS	W	119-108	24-3	12-19	36-22	Chandler-23	Bryant-29	19,115
59	2/27	@Portland	W	111-109	24-3	13-19	37-22	Lawson-30	Lillard-26	20,077
60	3/1	OKLAHOMA CITY	W	105-103	25-3	13-19	38-22	Chandler-35	Westbrook-38	19,521
61	3/4	ATLANTA	W	104-88	26-3	13-19	39-2	Brewer-22	Horford-18	17,554
62	3/5	@Sacramento	W	120-113	26-3	14-19	40-22	Lawson-24	Thornton-32	11,923
63	3/7	L.A. CLIPPERS	W	107-92	27-3	14-19	41-22	Lawson-21	Barnes-19	18,857
64	3/9	MINNESOTA	W	111-88	28-3	14-19	42-22	Lawson-32	Gelabale-19	18,823
65	3/11	@Phoenix	W	108-93	28-3	15-19	43-22	Koufos-22	Johnson-18	15,597
66	3/13	NEW YORK	W	117-94	29-3	15-19	44-22	Chandler-24	Shumpert-20	19,155
67	3/15	MEMPHIS	W	87-80	30-3	15-19	45-22	Koufos-18	Randolph-18	19,408
68	3/18	@Chicago	W	119-118(OT)	30-3	16-19	46-22	Chandler-35	Robinson-34	22,138
69	3/19	@Oklahoma City	W	114-104	30-3	17-19	47-22	Lawson-25	Durant-34	18,203
70	3/21	PHILADELPHIA	W	101-100	31-3	17-19	48-22	Brewer-29	Wilkins-24	19,155
71	3/23	SACRAMENTO	W	101-95	32-3	17-19	49-22	Gallinari-19	Cousins-24	19,155
72	3/25	@New Orleans	L	86-110	32-3	17-20	49-23	Gallinari-24	Anderson-23	11,185
73	3/27	@San Antonio	L	99-100	32-3	17-21	49-24	McGee-21	Duncan-23	18,581
74	3/29	BROOKLYN	W	109-87	33-3	17-21	50-24	Fournier-19	D. Williams-19	19,155
75	4/3	@Utah	W	113-96	33-3	18-21	51-24	Gallinari-21	Hayward-18	19,654
76	4/4	DALLAS	W	95-94	34-3	18-21	52-24	Brewer-23	B. Wright-16	19,155
77	4/6	HOUSTON	W	132-114	35-3	18-21	53-24	Brewer-22	Lin-23	19,155
78	4/10	SAN ANTONIO	W	96-86	36-3	18-21	54-24	Chandler-29	Duncan-17, Neal-17	16,651
79	4/12	@Dallas	L	105-108(OT)	36-3	18-22	54-25	Iguodala-18, Chandler-18	Carter-22, Nowitzki-22	20,368
80	4/14	PORTLAND	W	118-109	37-3	18-22	55-25	Brewer-18	Lillard-30	19,155
81	4/15	@Milwaukee	W	112-111	37-3	19-22	56-25	Iguodala-28	Ellis-38	16,517
82	4/17	PHOENIX	W	118-98	38-3	19-22	57-25	Lawson-26	Scola-17	17,539





2013-14 ROSTER

NO.	PLAYER	POS	HT	WT	COLLEGE/COUNTRY	EXP.
00	Darrell Arthur	F	6-9	235	Kansas/USA	4
0	Aaron Brooks	G	6-0	161	Oregon/USA	5
21	Wilson Chandler	F	6-8	225	DePaul/USA	6
35	Kenneth Faried	F	6-8	228	Morehead St./USA	2
94	Evan Fournier	G	6-6	200	Poitiers/France	1
4	Randy Foye	G	6-4	213	Villanova/USA	7
8	Danilo Gallinari	F	6-10	225	Olimpia Milano/Italy	5
7	JJ Hickson	F	6-9	242	North Carolina State/USA	5
3	Ty Lawson	G	5-11	195	North Carolina/USA	4
34	JaVale McGee	C	7-0	252	Nevada-Reno/USA	5
30	Quincy Miller	F	6-9	220	Baylor/USA	1
25	Timofey Mozgov	C	7-1	250	Khimki Moscow/Russia	3
	Anthony Randolph	F	6-11	225	LSU/USA	5
10	Nate Robinson	G	5-9	180	Washington/USA	8
24	Jan Vesely	F	6-11	240	Partizan Belgrade/Czech Republic	2

Head Coach: Brian Shaw (UC Santa Barbara)
Assistant Coaches: Lester Conner (Oregon State), Melvin Hunt (Baylor)
 Patrick Mutombo (Metropolitan State University of Denver)
 Noel Gillespie (Wisconsin Whitewater), Chris Farr (Cal State Hayward)
Asst. Coach/Strength & Conditioning: Steve Hess (Ithaca)
Athletic Trainer: Jim Gillen (Ft. Hays State)
Asst. Athletic Trainer/Strength & Conditioning: Dan Shimensky (Central Washington)
Asst. Strength & Conditioning Coach: Felipe Eichenberger (NW Oklahoma State)

NUGGETS 2013-14 TEAM HIGHS & LOWS

	HIGH	LOW		HIGH	LOW
Points	137 (2) vs. NOP, 4/2	75 @ WAS, 12/9	Free-Throw Percentage	.909 (10-11) vs. MIA, 12/30	.545(3) (12-22) @ CHI, 2/21
Field Goals Made	54 vs. LAL, 3/7	28 @ IND, 2/10	Total Rebounds	64 vs. POR, 2/25	25 @ MEM, 12/28
Field Goals Attempted	1107 @ HOU, 4/6 (OT)	70 @ MEM, 12/28	Offensive Rebounds	27 vs. POR, 2/25	5 (2) vs. IND, 1/25
Field Goal Percentage	.565 (52-99) vs. NOP, 4/2	.315 (28-89) @ IND, 2/10	Defensive Rebounds	42 (3) @ ATL, 3/15	19 @ MEM, 12/28
Three-Pointers Made	15 (3) vs. NOP, 4/2	3 vs. GSW, 12/23	Assists	36 vs. LAL, 3/7	11 @ BOS, 12/6
Three-Pointers Attempted	37 vs. CLE, 1/17	13 vs. GSW, 12/23	Steals	15 vs. WAS, 3/23	3 (2) @ IND, 2/10
Three-Point Percentage	.583 (14-24) vs. LAL, 3/7	.179 (5-28) PHO, 2/18	Turnovers	27 @ NOP, 4/2 (OT)	5 vs. POR, 11/1
Free-Throws Made	31 (2) vs. LAC, 2/3	8 @ WAS, 12/9	Blocked Shots	12 (2) vs. NOP, 4/2	0 (2) @ NYK, 2/7
Free-Throws Attempted	44 vs. LAC, 2/3	13 (3) @ HOU, 4/6 (OT)	Personal Fouls	37 vs. MIN, 3/3	16 (3) @ ORL, 3/9/12

OPPONENTS 2013-14 TEAM HIGHS & LOWS

	HIGH	LOW		HIGH	LOW
Points	133 by SAS, 3/28	74 @ WAS, 12/9	Free-Throw Percentage	1.000 (2) (13-13) @ ORL, 3/12	.556(2) (10-18) vs. GS, 12/23
Field Goals Made	55 by SAS, 3/28	28 by POR, 2/25	Total Rebounds	58 (2) @ CLE, 12/4	31 by MIA, 12/30
Field Goals Attempted	103 by POR, 11/1	67 by MIA, 12/30	Offensive Rebounds	22 by CHI, 11/21	5 by MIA, 12/30
Field Goal Percentage	.575 (46-80) @ IND, 2/10	.353 (30-85) by OKC, 1/9	Defensive Rebounds	46 by CHA, 1/29	23 by NOP, 12/15
Three-Pointers Made	15 by HOU, 4/9	2 (4) by UTA, 4/12	Assists	37 by SAS, 3/28	11 (2) by OKC, 1/9
Three-Pointers Attempted	40 by HOU, 4/9	9 by MEM, 3/31	Steals	16 @ NYK, 2/7	3 by POR, 11/1
Three-Point Percentage	.636 (14-22) by POR, 11/1	.125 (2-16) @ BKN, 12/3	Turnovers	24 (3) by WAS, 3/23	7 by POR, 11/1
Free-Throws Made	52 by MIN, 3/3	5 @ WAS, 12/9	Blocked Shots	13 (2) @ NOP, 3/9 (OT)	0 by MIN, 3/3
Free-Throws Attempted	64 by MIN, 3/3	9 (2) by DAL, 3/5	Personal Fouls	33 @ OKC, 3/24	10 @ CLE, 12/4

* Denotes NBA High/Low





2013-14 GAME-BY-GAME RESULTS (36-46)

NO.	DATE	OPPONENT	W-L	SCORE	HOME	ROAD	TOTAL	DEN. HIGH SCORER	OPP. HIGH SCORER	ATTEND.
1	Oct 30	@Sacramento	L	88-90	0-0	0-1	0-1	Lawson-20	Cousins-30	17,317
2	Nov 1	PORTLAND	L	98-113	0-1	0-1	0-2	Robinson-24	Aldridge-25	19,155
3	Nov 5	SAN ANTONIO	L	94-102	0-2	0-1	0-3	Lawson-20	Parker-24	15,721
4	Nov 7	ATLANTA	W	109-107	1-2	0-1	1-3	Lawson-23	Millsap-29	15,404
5	Nov 8	@Phoenix	L	103-114	1-2	0-2	1-4	Lawson-29	Mark Morris-28	15,145
6	Nov 11	@Utah	W	100-81	1-2	1-2	2-4	Lawson-17	Hayward-22	16,866
7	Nov 13	L.A. LAKERS	W	111-99	2-2	1-2	3-4	Mozgov-23	Gasol-25	17,824
8	Nov 15	MINNESOTA	W	117-113	3-2	1-2	4-4	Chandler-19	Love-28	17,142
9	Nov 16	@Houston	L	111-122	3-2	1-3	4-5	Lawson-28	Howard-25	18,147
10	Nov 18	@Oklahoma City	L	113-115	3-2	1-4	4-6	Lawson-29	Durant-38	18,203
11	Nov 21	CHICAGO	W	97-87	4-2	1-4	5-6	Hamilton-17	Rose-19	18,423
12	Nov 23	DALLAS	W	102-100	5-2	1-4	6-6	Lawson-20	Nowitzki-27	17,841
13	Nov 25	@Dallas	W	110-96	5-2	2-4	7-6	Hickson-22	Ellis-22	19,677
14	Nov 27	@Minnesota	W	117-110	5-2	3-4	8-6	Lawson-23	Martin-29	14,244
15	Nov 29	NEW YORK	W	97-95	6-2	3-4	9-6	Lawson-22	Anthony-27	19,155
16	Dec 1	@Toronto	W	112-98	6-2	4-4	10-6	Robinson-23	Gay-23	16,290
17	Dec 3	@Brooklyn	W	111-87	6-2	5-4	11-6	Mozgov-17	Johnson-22	17,732
18	Dec 4	@Cleveland	L	88-98	6-2	5-5	11-7	Foye-16	Irving-23	14,642
19	Dec 6	@Boston	L	98-106	6-2	5-6	11-8	Lawson-20	Crawford-22	17,263
20	Dec 7	@Philadelphia	W	103-92	6-2	6-6	12-8	Robinson-20	Wroten-20	13,113
21	Dec 9	@Washington	W	75-74	6-2	7-6	13-8	Chandler-17	Wall-20	13,293
22	Dec 13	UTAH	L	93-103	6-3	7-6	13-9	Hamilton-17, Chandler-17	Hayward-30	15,616
23	Dec 15	NEW ORLEANS	W	102-93	7-3	7-6	14-9	Hickson-19, Chandler-19	Anderson-26	15,111
24	Dec 17	OKLAHOMA CITY	L	93-105	7-4	7-6	14-10	Hickson-20	Durant-30	17,035
25	Dec 20	PHOENIX	L	99-103	7-5	7-6	14-11	Chandler-15	Mark Morris-25	15,974
26	Dec 21	@L.A. Clipper	L	91-112	7-5	7-7	14-12	Chandler-19	Crawford-27	19,129
27	Dec 23	GOLDEN STATE	L	81-89	7-6	7-7	14-13	Lawson-16	Lee-28	18,551
28	Dec 27	@New Orleans	L	89-105	7-6	7-8	14-14	Chandler-22	Evans-19	18,089
29	Dec 28	@Memphis	L	99-120	7-6	7-9	14-15	Lawson-20	Randolph-20	17,017
30	Dec 30	MIAMI	L	94-97	7-7	7-9	14-16	Lawson-26	James-26	19,155
31	Jan 1	PHILADELPHIA	L	102-114	7-8	7-9	14-17	Hickson-19	Turner-23	16,006
32	Jan 3	MEMPHIS	W	111-108	8-8	7-9	15-17	Lawson-18	Randolph-25	17,608
33	Jan 5	@L.A. Lakers	W	137-115	8-8	8-9	16-17	Robinson-21	Gasol-25	18,997
34	Jan 7	BOSTON	W	129-98	9-8	8-9	17-17	Foye-23	Green-17	16,224
35	Jan 9	OKLAHOMA CITY	W	101-88	10-8	8-9	18-17	Foye-24	Durant-30	17,315
36	Jan 11	ORLANDO	W	120-94	11-8	8-9	19-17	Foye-18	Harris-22	17,947
37	Jan 13	@Utah	L	103-118	11-8	8-10	19-18	Fournier-18	Burks-34	17,232
38	Jan 15	@Golden State	W	123-116	11-8	9-10	20-18	Lawson-23	Lee-28	19,596
39	Jan 17	CLEVELAND	L	109-117	11-9	9-10	20-19	Robinson-24	Irving-23	18,486
40	Jan 19	@Phoenix	L	103-117	11-9	9-11	20-20	Chandler-23	Randolph-19	16,211
41	Jan 23	@Portland	L	05-110	11-9	9-12	20-21	Chandler-18	Frye-30	20,066
42	Jan 25	INDIANA	W	109-96	12-9	9-12	21-21	Chandler-25	Aldridge-44	19,155
43	Jan 26	@Sacramento	W	125-117	12-9	10-12	22-21	Lawson-27	Stephenson-23	15,939
44	Jan 29	CHARLOTTE	L	98-101	12-10	10-12	22-22	Lawson-27	Thomas-22	16,151
45	Jan 31	TORONTO	L	90-100	12-11	10-12	22-23	Foye-33	Jefferson-35	17,131
46	Feb 3	L.A. CLIPPERS	W	116-115	13-11	10-12	23-23	Hickson-18	DeRozan-19	16,567
47	Feb 5	MILWAUKEE	W	110-100	14-11	10-12	24-23	Fournier-18	Griffin-36	15,122
48	Feb 7	@New York	L	90-117	14-11	10-13	24-24	Faried-28	Middleton-25, Sanders-25	19,812
49	Feb 8	@Detroit	L	109-126	14-11	10-14	24-25	Chandler-24	Anthony-31	15,870
50	Feb 10	@Indiana	L	80-119	14-11	10-15	24-26	Lawson-24	Jennings-35	16,124
51	Feb 12	@Minnesota	L	90-117	14-11	10-16	24-27	Foye-25	West-25	12,139
52	Feb 18	PHOENIX	W	107-112(OT)	14-12	10-16	24-28	Chandler-17	Love-32	16,461
53	Feb 20	@Milwaukee	L	101-90	14-12	11-16	25-28	Hamilton-16	Green-36	11,186
54	Feb 21	@Chicago	L	89-117	14-12	11-17	25-29	Fournier-25	Butler-17	21,621
55	Feb 23	SACRAMENTO	L	95-109	14-13	11-17	25-30	Faried-26	Augustin-22	16,263
56	Feb 25	PORTLAND	L	95-100	14-14	11-17	25-31	Foye-23	Thomas-33	16,058
57	Feb 27	BROOKLYN	L	89-112	14-15	11-17	25-32	Foye-17	Lillard-31	14,826
58	Mar 1	@Portland	L	96-102	14-15	11-18	25-33	Foye-15	Pierce-18	20,068
59	Mar 3	MINNESOTA	L	128-132	14-16	11-18	25-34	Fournier-16, Foye-16	Lopez-18	15,240
60	Mar 5	DALLAS	W	115-110	15-16	11-18	26-34	Faried-16	Love-33	14,541
61	Mar 7	L.A. LAKERS	W	134-126	16-16	11-18	27-34	Lawson-31	Nowitzki-27	18,248
62	Mar 9	@New Orleans	L	107-111(OT)	16-16	11-19	27-35	Chandler-21	Gasol-27	17,115
63	Mar 10	@Charlotte	L	98-105	16-16	11-20	27-36	Faried-22	Davis-32	14,312
64	Mar 12	@Orlando	W	120-112	16-16	12-20	28-36	Lawson-24	Jefferson-26	16,097
65	Mar 14	@Miami	W	111-107	16-16	13-20	29-36	Faried-26	Affalo-24	19,600
66	Mar 15	@Atlanta	L	92-97	16-16	13-21	29-37	Faried-24	Allen-22	16,921
67	Mar 17	L.A. CLIPPERS	W	110-100	17-16	13-21	30-37	Faried-25	Millsap-24	16,553
68	Mar 19	DETROIT	W	118-109	18-16	13-21	31-37	Hickson-21	Paul-29	16,671
69	Mar 21	@Dallas	L	106-122	18-16	13-22	31-38	Brooks-27	Monroe-22	20,188
70	Mar 23	WASHINGTON	W	105-102	19-16	13-22	32-38	Hickson-18	Ellis-26	18,324
71	Mar 24	@Oklahoma City	L	96-117	19-16	13-23	32-39	Faried-20	Beal-21	18,203
72	Mar 26	@San Antonio	L	103-108	19-16	13-24	32-40	Lawson-25	Durant-27	17,949
73	Mar 28	SAN ANTONIO	L	102-133	19-17	13-24	32-41	Brooks-25	Duncan-29	19,155
74	Mar 31	MEMPHIS	L	92-94	19-18	13-24	32-42	Foye-20	Belinelli-27	14,570
75	Apr 2	NEW ORLEANS	W	137-107	20-18	13-24	33-42	Mozgov-23	Randolph-20	14,783
76	Apr 4	@Memphis	L	92-100	20-18	13-25	33-43	Faried-34	Evans-27	17,011
77	Apr 6	@Houston	L	125-130(OT)	20-18	13-26	33-44	Foye-21	Gasol-24	18,325
78	Apr 9	HOUSTON	W	123-116	21-18	13-26	34-44	Fournier-26	Harden-32	15,322
79	Apr 10	@Golden State	W	100-99	21-18	14-26	35-44	Foye-30	Lin-18	19,596
80	Apr 12	UTAH	W	101-94	22-18	14-26	36-44	Mozgov-23	Curry-24	18,832
81	Apr 15	@L.A. Clipper	L	105-117	22-18	14-27	36-45	Foye-26	Hayward-23	19,330
82	Apr 16	GOLDEN STATE	L	112-116	22-19	14-27	36-46	Faried-21	Griffin-24	17,232
								Foye-32	Crawford-41	





2014-15 ROSTER

NO.	PLAYER	POS	HT	WT	COLLEGE/COUNTRY	EXP.
00	Darrell Arthur	F	6-9	235	Kansas/USA	5
5	Will Barton	F	6-6	174	Memphis/USA	3
21	Wilson Chandler	F	6-8	225	DePaul/USA	7
20	Ian Clark	G	6-3	173	Belmont/USA	1
35	Kenneth Faried	F	6-8	228	Morehead St./USA	3
4	Randy Foye	G	6-4	213	Villanova/USA	8
22	Jamaal Franklin	G	6-5	190	San Diego State/USA	1
8	Danilo Gallinari	F	6-10	225	Olimpia Milano/Italy	6
11	Erick Green	G	6-4	184	Virginia Tech/USA	R
14	Gary Harris	G	6-4	210	Michigan State/USA	R
7	JJ Hickson	F	6-9	242	North Carolina State/USA	6
77	Joffrey Lauvergne	F	6-11	240	BC Khimki/France	R
3	Ty Lawson	G	5-11	195	North Carolina/USA	5
28	Jameer Nelson	G	6-0	190	Saint Joseph's/USA	10
23	Jusuf Nurkic	C	7-0	290	Cedevita Zagreb/Bosnia & Herzegovina	R

Interim Head Coach: Melvin Hunt (Baylor)
Assistant Coaches: Patrick Mutombo (Metropolitan State University of Denver)
 Noel Gillespie (Wisconsin Whitewater), John Beckett (Eckerd College),
 Corsley Edwards (Central Connecticut State)
Asst. Coach/Strength & Conditioning: Steve Hess (Ithaca)
Athletic Trainer: Dan Shimensky (Central Washington)
Asst. Athletic Trainer/Strength & Conditioning: Jason Miller (Iowa)
Asst. Strength & Conditioning Coach: Felipe Eichenberger (NW Oklahoma State)

NUGGETS 2014-15 TEAM HIGHS & LOWS

	HIGH	LOW		HIGH	LOW
Points	143 vs. DAL, 4/10 (20T)	69 @ MEM, 1/29	Free-Throw Percentage	.917 (11-12) @ UTA, 4/1	.480 (12-25) @ DAL, 1/16
Field Goals Made	53 vs. DAL, 4/10 (20T)	28 vs. UTA, 2/27	Total Rebounds	62 vs. MIN, 12/26	32 @ SAC, 11/5
Field Goals Attempted	125 vs. DAL, 4/10 (20T)	74 vs. ORL, 1/5	Offensive Rebounds	27 vs. DAL, 4/10 (20T)	4 @ LAL, 2/10
Field Goal Percentage	.553 (47-85) @ SAC, 1/9	.330 (31-94) vs. BKN, 2/23	Defensive Rebounds	43 @ LAL, 11/23 (OT)	20 vs. UTA, 2/27
Three-Pointers Made	15 vs. DAL, 4/10 (20T)	2 (3) @ MEM, 1/29	Assists	32 vs. SAC, 4/12	11 @ CHA, 12/22
Three-Pointers Attempted	43 vs. DAL, 4/10 (20T)	13 @ POR, 11/9	Steals	15 vs. SAC, 4/12	1 vs. MIN, 12/26
Three-Point Percentage	.588 (10-17) @ NOP, 1/28	.077 (2-26) @ MEM, 1/29	Turnovers	21 (4) @ GSW, 4/15	6 @ UTA, 4/1
Free-Throws Made	32 vs. PHX, 11/28	5 @ NOP, 1/28	Blocked Shots	10 (2) vs. NOP, 11/21	0 (3) @ LAC, 4/13
Free-Throws Attempted	38 @ LAL, 11/23	7 @ NOP, 1/28	Personal Fouls	37 @ SAC, 11/5	13 vs. UTA, 2/27

OPPONENTS 2014-15 TEAM HIGHS & LOWS

	HIGH	LOW		HIGH	LOW
Points	144 by DAL, 4/10 (20T)	73 by IND, 12/20	Free-Throw Percentage	.926 (25-27) by ATL, 3/11	.500 (11-22) @ IND 11/14
Field Goals Made	57 by DAL, 4/10 (20T)	27 by IND, 12/20	Total Rebounds	65 by PHX, 2/25*	32 (2) by SAC, 4/12
Field Goals Attempted	109 by DAL, 4/10 (20T)	68 by UTA, 2/27	Offensive Rebounds	23 by PHX, 2/25	3 @ SAS, 3/6
Field Goal Percentage	.574 (39-68) by UTA, 2/27	.307 (27-88) by IND, 12/20	Defensive Rebounds	47 by CHA, 1/31	25 by PHX, 11/28
Three-Pointers Made	16 (2) by POR, 11/12	0 by CHA, 1/31	Assists	39 by DAL, 4/10 (20T)	14 (2) @ MEM, 3/16
Three-Pointers Attempted	37 by DAL, 1/14	9 (2) @ MEM, 3/16	Steals	14 (2) by PHI, 3/25	1 by MIA, 12/10
Three-Point Percentage	.560 (14-25) by LAL, 12/30	.000 (0-11) by CHA, 1/31	Turnovers	23 by UTA, 2/27	6 by TOR, 12/28
Free-Throws Made	40 by SAC, 11/3	9 by MEM, 1/3	Blocked Shots	18 @ CHI, 1/1	0 (2) by SAC, 4/12
Free-Throws Attempted	50 @ SAC, 11/5	13 by MEM, 1/3	Personal Fouls	30 @ SAC, 11/5	11 @ MEM, 1/29

* Denotes NBA High/Low





2014-15 GAME-BY-GAME RESULTS (36-46)

NO.	DATE	OPPONENT	W-L	SCORE	HOME	ROAD	TOTAL	DEN. HIGH SCORER	OPP. HIGH SCORER	ATTEND.
1	Oct 29	DETROIT	W	89-79	1-0	0-0	1-0	Faried-22	Smith-25	17,136
2	Nov 1	@Oklahoma City	L	91-102	1-0	0-1	1-1	Lawson-25	Ibaka-23	18,203
3	Nov 3	SACRAMENTO	L	105-110	1-1	0-1	1-2	Afflalo-16	Collison-21	12,516
4	Nov 5	@Sacramento	L	109-131	1-1	0-2	1-3	Foye-19	Cousins-30	14,539
5	Nov 7	CLEVELAND	L	101-110	1-2	0-2	1-4	Foye-28	James-22	19,623
6	Nov 9	@Portland	L	100-116	1-2	0-3	1-5	Faried-19	Aldridge-28	19,055
7	Nov 12	PORTLAND	L	113-130	1-3	0-3	1-6	Lawson-32	Lillard-27	12,611
8	Nov 14	@Indiana	W	108-87	1-3	1-3	2-6	Afflalo-17	Price-14	16,286
9	Nov 16	@New York	L	93-109	1-3	1-4	2-7	Afflalo-18	J.R. Smith-28	19,812
10	Nov 17	@Cleveland	W	106-97	1-3	2-4	3-7	Lawson-24	James-22	20,562
11	Nov 19	OKLAHOMA CITY	W	107-100	2-3	2-4	4-7	Chandler-21	Ibaka-22	14,140
12	Nov 21	NEW ORLEANS	W	117-97	3-3	2-4	5-7	Afflalo-19	Davis-18	15,232
13	Nov 23	@L.A. Lakers	W	101-94(OT)	3-3	3-4	6-7	Chandler-19	Bryant-27	18,997
14	Nov 25	CHICAGO	W	114-109	4-3	3-4	7-7	Lawson-20	Butler-32	17,033
15	Nov 26	@Phoenix	L	112-120	4-3	3-5	7-8	Chandler-19	Green-24	16,099
16	Nov 28	PHOENIX	W	122-97	5-3	3-5	8-8	Afflalo-22	Bledsoe-16	15,509
17	Dec 1	@Utah	W	103-101	5-3	4-5	9-8	Lawson-15	Hayward-25	16,768
18	Dec 2	PORTLAND	L	103-105	5-4	4-5	9-9	Lawson-24	Aldridge-39	12,822
19	Dec 5	@Washington	L	89-119	5-4	4-6	9-10	Chandler-20	Humphries-20	19,451
20	Dec 7	@Atlanta	L	84-96	5-4	4-7	9-11	Chandler-29	Millsap-23	12,143
21	Dec 8	@Toronto	L	107-112(OT)	5-4	4-8	9-12	Afflalo-25	Williams-26	19,800
22	Dec 10	MIAMI	W	102-82	6-4	4-8	10-12	Chandler-17	Bosh-14	13,433
23	Dec 13	@Houston	L	96-108	6-4	4-9	10-13	Arthur-20	Howard-26	18,136
24	Dec 14	SAN ANTONIO	L	91-99	6-5	4-9	10-14	Afflalo-31	Leonard-18	16,544
25	Dec 17	HOUSTON	L	111-115(OT)	6-6	4-9	10-15	Chandler-23	Harden-41	12,107
26	Dec 19	L.A. CLIPPERS	W	109-106	7-6	4-9	11-15	N. Robinson-20	Griffin-32	15,030
27	Dec 20	INDIANA	W	76-73	8-6	4-9	12-15	Gallinari-19	West-19	14,125
28	Dec 22	@Charlotte	L	82-110	8-6	4-10	12-16	Lawson-18	Jefferson-22	16,913
29	Dec 23	@Brooklyn	L	96-102	8-6	4-11	12-17	Lawson-29	Johnson-27	17,080
30	Dec 26	MINNESOTA	W	106-102	9-6	4-11	13-17	Faried-26	Young-23	14,516
31	Dec 28	TORONTO	L	102-116	9-7	4-11	13-18	Lawson-28	Williams-31	14,216
32	Dec 30	L.A. LAKERS	L	103-111	9-8	4-11	13-19	Lawson-16	Bryant-23	17,248
33	Jan 1	@Chicago	L	101-106	9-8	4-12	13-20	Chandler-22	Butler-26	21,794
34	Jan 3	MEMPHIS	W	114-85	10-8	4-12	14-20	Lawson-25	Gasol-18	16,350
35	Jan 5	@Minnesota	W	110-101	10-8	5-12	15-20	Afflalo-34	Dieng-22	10,386
36	Jan 7	ORLANDO	W	93-90	11-8	5-12	16-20	Lawson-23	Yucevic-20	13,513
37	Jan 9	@Sacramento	W	118-108	11-8	6-12	17-20	Lawson-22	Cousins-32	16,029
38	Jan 14	DALLAS	W	114-107	12-8	6-12	18-20	Lawson-29	Barea-17	14,022
39	Jan 16	@Dallas	L	89-97	12-8	6-13	18-21	Afflalo-16	Novitzki-25	20,337
40	Jan 17	MINNESOTA	L	105-113	12-9	6-13	18-22	Lawson-22	Wiggins-31	14,821
41	Jan 19	@Golden State	L	79-122	12-9	6-14	18-23	Lawson-19	Thompson-22	19,596
42	Jan 20	SAN ANTONIO	L	99-109	12-10	6-14	18-24	Faried-26	Parker-18	14,434
43	Jan 23	BOSTON	L	99-100	12-11	6-14	18-25	Nelson-23	Bradley-18	16,133
44	Jan 25	WASHINGTON	L	115-117(OT)	12-12	6-14	18-26	Lawson-31	Humphries-21	15,410
45	Jan 26	@L.A. Clipper	L	98-102	12-12	6-15	18-27	Lawson-19	Crawford-23	19,060
46	Jan 28	@New Orleans	W	93-85	12-12	7-15	19-27	Afflalo-20	Evans-25	16,055
47	Jan 29	@Memphis	L	69-99	12-12	7-16	19-28	Chandler-10	Randolph-15	16,736
48	Jan 31	CHARLOTTE	L	86-104	12-13	7-16	19-29	Gallinari-15	Zeller-21	13,302
49	Feb 3	@Philadelphia	L	98-105	12-13	7-17	19-30	Gallinari-22	Thompson-23	10,290
50	Feb 4	@Boston	L	100-104	12-13	7-18	19-31	Lawson-23	Thornton-17	15,126
51	Feb 6	@Detroit	L	88-98	12-13	7-19	19-32	Lawson-20	Augustin-22	17,035
52	Feb 9	OKLAHOMA CITY	L	114-124	12-14	7-19	19-33	Chandler-23	Durant-40	16,511
53	Feb 10	@L.A. Lakers	W	106-96	12-14	8-19	20-33	Lawson-32	Boozer-21	18,466
54	Feb 20	@Milwaukee	L	81-89	12-14	8-20	20-34	Chandler-19	Middleton-15	16,110
55	Feb 22	@Oklahoma City	L	94-119	12-14	8-21	20-35	Lawson-17	Westbrook-21	18,203
56	Feb 23	BROOKLYN	L	82-110	12-15	8-21	20-36	Gallinari-22	Lopez-19	13,127
57	Feb 25	PHOENIX	L	96-110	12-16	8-21	20-37	Barton-22	Knight-19	12,813
58	Feb 27	UTAH	L	82-104	12-17	8-21	20-38	Barton-22	Favors-21	15,002
59	Mar 1	NEW ORLEANS	L	92-99	12-18	8-21	20-39	Gallinari-21	Evans-22	13,109
60	Mar 3	MILWAUKEE	W	106-95	13-18	8-21	21-39	Gallinari-26	Ilyasova-21	12,234
61	Mar 4	Minnesota	W	100-85	13-18	9-21	22-39	Faried-18	Wiggins-20	13,848
62	Mar 6	@San Antonio	L	111-120	13-18	9-22	22-40	Lawson-23	Leonard-25	18,581
63	Mar 7	HOUSTON	L	100-114	13-19	9-22	22-41	Chandler-26	Harden-28	15,231
64	Mar 9	NEW YORK	W	106-78	14-19	9-22	23-41	Faried-19	Shved-19	14,153
65	Mar 11	ATLANTA	W	115-102	15-19	9-22	24-41	Gallinari-23	Korver-18	13,217
66	Mar 13	GOLDEN STATE	W	114-103	16-19	9-22	25-41	Gallinari-24	Holiday-23	19,155
67	Mar 15	@New Orleans	W	118-111(2OT)	16-19	10-22	26-41	Barton-25	Davis-36	17,248
68	Mar 16	@Memphis	L	81-92	16-19	10-23	26-42	Nelson-24	Randolph-21	16,614
69	Mar 19	@Houston	L	108-118	16-19	10-24	26-43	Foye-23	Harden-50	18,456
70	Mar 20	@Miami	L	91-108	16-19	10-25	26-44	Faried-20	Wade-22	19,710
71	Mar 22	@Orlando	W	119-100	16-19	11-25	27-44	Gallinari-40	Oladipo-21	15,788
72	Mar 25	PHILADELPHIA	L	85-99	16-20	11-25	27-45	Lawson-19	Covington-25	14,068
73	Mar 27	UTAH	W	107-91	17-20	11-25	28-45	Lawson-18	Hayward-24	15,312
74	Mar 28	@Portland	L	114-120	17-20	11-26	28-46	Nelson-22	Aldridge-32	19,769
75	Apr 1	@Utah	L	84-98	17-20	11-27	28-47	Faried-19	Goertl-20	18,275
76	Apr 3	@San Antonio	L	93-123	17-20	11-28	28-48	Gallinari-20	D. Green-21	18,581
77	Apr 4	L.A. CLIPPERS	L	92-107	17-21	11-28	28-49	Chandler-17	Redick-25	15,566
78	Apr 8	L.A. LAKERS	W	119-101	18-21	11-28	29-49	Faried-29	Clarkson-21	13,338
79	Apr 10	DALLAS	L	143-144(2OT)	18-22	11-28	29-50	Gallinari-47	Novitzki-25	14,041
80	Apr 12	SACRAMENTO	W	122-111	19-22	11-28	30-50	Faried-30	Casspi-22	14,004
81	Apr 13	@L.A. Clipper	L	103-110	19-22	11-29	30-51	Chandler-32	Griffin-22	19,060
82	Apr 15	@Golden State	L	126-133	19-22	11-30	30-52	Gallinari-18	Thompson-25	19,596





2015-16 ROSTER

NO.	PLAYER	POS	HT	WT	COLLEGE/COUNTRY	EXP.
00	Darrell Arthur	F	6-9	235	Kansas/USA	6
12	D.J. Augustin	G	6-0	183	Texas/USA	7
5	Will Barton	G	6-6	175	Memphis/USA	3
21	Wilson Chandler	F	6-8	225	DePaul/USA	8
35	Kenneth Faried	F	6-8	228	Morehead St./USA	4
8	Danilo Gallinari	F	6-10	225	Olimpia Milano/Italy	6
14	Gary Harris	G	6-4	210	Michigan State/USA	1
15	Nikola Jokić	C	6-10	250	KK Mega Vizura/Serbia	R
77	Joffrey Lauvergne	F	6-11	220	BC Khimki/France	1
3	Mike Miller	G	6-8	218	Florida/USA	15
0	Emmanuel Mudiay	G	6-5	200	Guangdong Southern/DR Congo	R
1	Jameer Nelson	G	6-0	190	Saint Joseph's/USA	11
23	Jusuf Nurkic	C	7-0	280	Cedevita Zagreb/Bosnia Herzegovina	1
9	JaKarr Sampson	F	6-9	214	St. Johns/USA	1
6	Axel Toupane	F	6-7	210	Strasbourg/France	R

Head Coach: Michael Malone (Loyola-MD)
Assistant Coaches: Ed Pinckney (Villanova), Wes Unseld Jr. (Johns Hopkins), Chris Fleming (Richmond), Micah Nori (Indiana), Ryan Bowen (Iowa)
Assistant Coach/Dir. Of Player Development: Dee Brown (Jacksonville)
Assistant Coach/Advance Scout: Noel Gillespie (Wisconsin-Whitewater)
Player Development Assistant: John Beckett (Eckerd College)
Video Coordinator: Daisuke Yoshimoto
Assistant Video Coordinator: Ognjen Stojakovic
Video Intern: Tommy Massimino
Assistant Coach/Strength & Conditioning: Steve Hess (Ithaca)
Head Athletic Trainer: Dan Shimensky (Utah)
Assistant Athletic Trainer/Assistant Strength & Conditioning Coach: Jason Miller (Iowa)
Assistant Strength & Conditioning Coach: Felipe Eichenberger (N.W. Oklahoma State University)
Physical Therapist: Steve Short (Dayton)

PRONUNCIATION GUIDE:	
Darrell Arthur (Duh-REL)	Jusuf Nurkic (you-SOOF nur-KITCH)
Joffrey Lauvergne (Joff-ree LA-vern)	Danilo Gallinari (Da-KNEE-lo Gal-in-ARE-ee)
Kenneth Faried (fa-REED)	Axel Toupane (tu-PON)
	Nikola Jokić (KNEE-coe-lah yo-kitch)

NUGGETS 2015-16 TEAM HIGHS & LOWS

	HIGH	LOW		HIGH	LOW
Points	129 vs. IND, 1/17	74 (2) vs. ORL, 12/8	Free-Throw Percentage	1.000 @ TOR, 12/3	.550 vs. ORL, 12/8
Field Goals Made	49 @ MIA, 3/14	26 @ UTA, 2/3	Total Rebounds	58 vs. DAL, 3/6*	32 vs. DET, 1/23
Field Goals Attempted	107 vs. DAL, 3/6*	70 (2) vs. DAL, 3/28	Offensive Rebounds	24 @ GSW, 1/2 (OT)	3 vs. DET, 1/23
Field Goal Percentage	.562 @ MIN, 12/15	.305 vs. MIN, 10/30	Defensive Rebounds	43 @ LAC, 2/24	24 @ LAL, 3/27
Three-Pointers Made	17 vs. NOP, 12/20	4 (2) @ UTA, 2/3	Assists	31 @ LAL, 3/25	11 @ UTA, 2/3
Three-Pointers Attempted	35 (3) @ PHX, 12/23	15 (3) @ CHI, 12/2	Steals	15 vs. DET, 1/23	2 (2) vs. LAL, 12/22
Three-Point Percentage	.556 @ MIN, 12/15	.167 @ GSW, 1/2*	Turnovers	24 (2) vs. BOS, 2/21	6 (3) vs. NYK, 3/8
Free-Throws Made	33 (2) vs. ATL, 1/25	5 @ SAS, 12/26	Blocked Shots	11 vs. PHX, 3/10	0 (2) @ GSW, 1/2 (OT)
Free-Throws Attempted	48 vs. POR, 1/3	6 @ SAS, 12/26	Personal Fouls	32 vs. LAC, 11/24	12 vs. MIL, 11/11

OPPONENTS 2015-16 TEAM HIGHS & LOWS

	HIGH	LOW		HIGH	LOW
Points	130 by NOP, 12/20	74 @ MIN, 1/6	Free-Throw Percentage	.941 @ SAS, 12/26	.556 @ GSW, 11/6
Field Goals Made	48 (2) by IND, 1/17	28 @ MIN, 1/6	Total Rebounds	62 @ CHI, 12/22	26 by HOU, 12/14
Field Goals Attempted	100 @ IND, 1/30*	71 by MIN, 10/30	Offensive Rebounds	16 (2) by PHX, 3/10	4 (2) by MEM, 2/29
Field Goal Percentage	.595 @ MIA, 3/14	.345 @ HOU, 10/28	Defensive Rebounds	47 (2) @ CHI, 12/2	21 (2) @ MIN, 12/15
Three-Pointers Made	18 by HOU, 12/14	1 by ORL, 12/8	Assists	40 @ GSW, 11/6	13 by TOR, 2/1
Three-Pointers Attempted	46 @ LAC, 2/24	11 (3) by MIA, 1/15	Steals	15 by GSW, 11/22	1 by NYK, 3/8
Three-Point Percentage	.700 @ SAS, 12/26	.063 by ORL, 12/8	Turnovers	21 by GSW, 11/22	5 @ TOR, 12/3
Free-Throws Made	33 by MIN, 10/30	6 @ DET, 2/10	Blocked Shots	15 @ SAS, 12/26	1 (3) @ UTA, 12/8
Free-Throws Attempted	47 by LAC, 11/24	7 @ DET, 2/10	Personal Fouls	31 by CHI, 2/5	10 @ SAS, 12/26





2016-17 ROSTER

NO.	PLAYER	POS	HT	WT	COLLEGE/COUNTRY	EXP.
00	Darrell Arthur	F	6-9	235	Kansas/USA	7
5	Will Barton	G	6-6	175	Memphis/USA	4
25	Malik Beasley	G	6-5	195	Florida St./USA	R
21	Wilson Chandler	F	6-8	225	DePaul/USA	8
35	Kenneth Faried	F	6-8	228	Morehead St./USA	5
8	Danilo Gallinari	F	6-10	225	Olimpia Milano/Italy	7
14	Gary Harris	G	6-4	210	Michigan State/USA	2
41	Juancho Hernangomez	F	6-9	230	Movistar Estudiantes/Spain	R
34	Roy Hibbert	C	7-2	270	Georgetown/USA	8
15	Nikola Jokić	C	6-10	250	KK Mega Vizura/Serbia	1
3	Mike Miller	G	6-8	218	Florida/USA	16
0	Emmanuel Mudiay	G	6-5	200	Guangdong Southern/DR Congo	1
27	Jamal Murray	G	6-4	207	Kentucky/Canada	R
1	Jameer Nelson	G	6-0	190	Saint Joseph's/USA	12
24	Mason Plumlee	F/C	6-11	235	Duke/USA	3

Head Coach: Michael Malone (Loyola-MD)
Assistant Coaches: Wes Unseld Jr. (Johns Hopkins), Micah Nori (Indiana),
 Jordi Fernandez (Inefc Lleida), Ryan Bowen (Iowa),
 Chris Finch (Franklin & Marshall)
Player Development: John Beckett (Eckerd College), Stephen Graham (Oklahoma State)
 Ognjen Stojakovic
Video Coordinator: Travess Armenta (Northern Colorado)
Assistant Video Coordinator: Tommy Massimino (Villanova)
Video Associate: Andrew Munson (Iowa)
Dir. Performance/Assistant Coach/Strength & Conditioning: Steve Hess (Ithaca)
Head Athletic Trainer: Dan Shimensky (Utah)
Associate Head Strength & Conditioning Coach: Felipe Eichenberger (N.W. Oklahoma State University)
Assistant Athletic Trainer/Assistant Strength & Conditioning Coach: Jason Miller (Iowa)
Physical Therapist: Steve Short (Dayton)
Massage Therapist: Kelsey Clemens (Northern Iowa)

PRONUNCIATION GUIDE:
 Darrell Arthur (Duh-REL)
 Kenneth Faried (fa-REED)

Danilo Gallinari (Da-KNEE-lo Gal-in-ARE-ee)
 Juancho Hernangomez (hair-NAHN-gomez)
 Nikola Jokić (KNEE-coe-lah yo-kitch)

NUGGETS 2016-17 TEAM HIGHS & LOWS

	HIGH	LOW		HIGH	LOW
Points	140 vs. IND, 1/12	83 @ UTA, 11/23	Free-Throw Percentage	1.000 (2) (13-13), vs. CLE, 3/22	.433 (13-30) vs. UTA, 11/20
Field Goals Made	54 @ NY, 2/10	28 @ UTA, 11/23	Total Rebounds	61 vs. POR, 10/29 (OT)	34 vs. SAC, 1/3
Field Goals Attempted	105 @ BKN, 12/7	70 @ MEM, 11/8	Offensive Rebounds	26 @ BKN, 12/7*	4 vs. OKC, 4/9
Field Goal Percentage	.584 (52-89) vs. ORL, 1/16	.318 (28-88), @ UTA, 11/23	Defensive Rebounds	49 vs. TOR, 11/18 (OT)	23 @ DAL, 12/12
Three-Pointers Made	24 vs. GS, 2/13	4 vs. TOR, 11/18 (OT)	Assists	37 vs. IND, 1/12	11 @ POR, 11/13
Three-Pointers Attempted	44 @ ATL, 2/6	17 vs. PHX, 11/16	Steals	13 @ PHI, 12/5	2 (2), @ ORL, 12/10
Three-Point Percentage	.600 (24-40) vs. GS, 2/13	.160 (4-25) vs. TOR, 11/18 (OT)	Turnovers	29 @ WAS, 12/8*	6 vs. CLE, 3/22
Free-Throws Made	40 @ IND, 3/24	5 @ SA, 2/4	Blocked Shots	10 (2) vs. DAL, 2/6	0 (2), vs. LAC, 1/21
Free-Throws Attempted	44 vs. MIL, 2/3	10 (2) @ NY, 2/10	Personal Fouls	28 vs. POR, 12/15	11 @ NY, 2/10

*indicates NBA single game season highs/lows

OPPONENTS 2016-17 TEAM HIGHS & LOWS

	HIGH	LOW		HIGH	LOW
Points	132 by OKC, 11/29 (OT)	87 by DAL, 2/6	Free-Throw Percentage	1.000 (8-8), by LAC, 1/21	.577 (15-26) by MIA, 11/30
Field Goals Made	52 @ NY, 2/10	33 by UTA, 11/20	Total Rebounds	59 by NO, 3/26	28 by PHX, 1/26
Field Goals Attempted	101 @ OKC, 4/12	77 @ DAL, 12/12	Offensive Rebounds	20 @ LAL, 1/17	3 by DAL, 2/6
Field Goal Percentage	.584 (45-77) @ DAL, 12/12	.388 (33-85) by UTA, 11/20	Defensive Rebounds	49 by NO, 3/26	20 by PHX, 1/26
Three-Pointers Made	17 (3) @ CHA, 3/31	3 (2) vs. NO, 4/7	Assists	36 @ NY, 2/10	11 @ PHX, 11/27
Three-Pointers Attempted	40 @ DAL, 4/11	15 @ MIN, 1/22	Steals	16 (2) @ CLE, 2/11	3 (3) @ MIA, 4/2
Three-Point Percentage	.593 (16-27) by CHA, 3/4	.130 (3-23) @ NO, 10/26	Turnovers	19 (2) @ WAS, 12/8	5 @ ORL, 12/10
Free-Throws Made	36 by NY, 12/17	3 @ NY, 2/10	Blocked Shots	13 by MIL, 2/3	0 by WAS, 3/8
Free-Throws Attempted	40 by PHI, 12/20	5 @ NY, 2/10	Personal Fouls	36 @ PHX, 1/28	12 by CLE, 3/22





2017-18 ROSTER

NO.	PLAYER	POS	HT	WT	COLLEGE/COUNTRY	EXP.
00	Darrell Arthur	F	6-9	235	Kansas/USA	8
5	Will Barton	G	6-6	190	Memphis/USA	5
25	Malik Beasley	G	6-5	195	Florida St./USA	1
21	Wilson Chandler	F	6-8	225	DePaul/USA	9
3	Torrey Craig*	F	6-6	215	USC Upstate/USA	R
35	Kenneth Faried	F	6-8	228	Morehead St./USA	6
34	Devin Harris	G	6-3	185	Wisconsin/USA	13
14	Gary Harris	G	6-4	210	Michigan State/USA	3
41	Juancho Hernangomez	F	6-9	230	Movistar Estudiantes/Spain	1
22	Richard Jefferson	F	6-7	233	Arizona/USA	16
15	Nikola Jokic	C	6-10	250	KK Mega Vizura/Serbia	2
20	Tyler Lydon	F	6-10	225	Syracuse/USA	R
7	Trey Lyles	F	6-10	234	Kentucky/Canada	2
4	Paul Millsap	F	6-8	246	Louisiana Tech/USA	11
11	Monte Morris*	G	6-3	175	Iowa State/USA	R
27	Jamal Murray	G	6-4	207	Kentucky/Canada	1
24	Mason Plumlee	F/C	6-11	235	Duke/USA	4

*Denotes Two-Way Contract

- Head Coach:** Michael Malone (Loyola-MD)
- Assistant Coaches:** Wes Unseld Jr. (Johns Hopkins), David Adelman (Portland), Micah Nori (Indiana), Jordi Fernandez (Inefc Lleida), Bob Weiss (Penn State), Ryan Bowen (Iowa)
- Player Development:** John Beckett (Eckerd College), Stephen Graham (Oklahoma State), Ognjen Stojakovic
- Video Coordinator:** Travess Armenta (Northern Colorado)
- Assistant Video Coordinator:** Andrew Munson (Iowa)
- Video Associate:** Dethie Fall
- Head Athletic Trainer:** Dan Shimensky (Utah)
- Head Strength & Conditioning Coach:** Felipe Eichenberger (N.W. Oklahoma State University)
- Director of Sports Medicine:** Steve Short (Dayton)
- Assistant Athletic Trainer:** Jason Miller (Iowa)
- Assistant Strength and Conditioning Coach:** Carlos Daniel (Washington State)
- Physical Therapist:** Matt Tuttle (NY-Upstate)
- Massage Therapist:** Margo Osborne

- PRONUNCIATION GUIDE:**
 Darrell Arthur (Duh-REL) Juancho Hernangomez (hair-NAHN-gomez)
 Kenneth Faried (fa-REED) Nikola Jokic (ni-KOLA yo-kitch)

NUGGETS 2017-18 TEAM HIGHS & LOWS

	HIGH	LOW	HIGH	LOW
Points	146 vs. NO, 11/17	77 @ UTA, 11/28	Free-Throw Percentage	1.000 (14-14) @ SA, 1/30 .560 (14-25) vs. MIA, 11/3
Field Goals Made	56 vs. NO, 11/17	27 vs. MEM, 1/12	Total Rebounds	58 (2) @ OKC, 3/30 32 vs. NY, 1/25
Field Goals Attempted	100 (2) @ MIA, 3/19 (2OT)	70 vs. MEM, 1/12	Offensive Rebounds	20 (2) @ LAC, 1/17 2 vs. NY, 1/25
Field Goal Percentage	.629 (56-89) vs. NO, 11/17	.349 (29-83) @ SA, 1/13	Defensive Rebounds	46 @ OKC, 3/30 23 (2) @ POR, 11/13
Three-Pointers Made	24 @ MIL, 2/15	3 @ HOU, 2/9	Assists	38 vs. SAC, 3/11 13 (2) @ UTA, 11/28
Three-Pointers Attempted	42 @ IND, 12/10 (OT)	19 @GS, 1/8	Steals	17 @ MEM, 3/2* 2 (3) vs. MIL, 4/1
Three-Point Percentage	.600 (24-40) @ MIL, 2/15	.107 (3-28) @ HOU, 2/9	Turnovers	26 @ SAC, 1/6 6 @ BRN, 10/29
Free-Throws Made	37 vs. MIL, 4/1 (OT)	8 @ OKC, 12/18	Blocked Shots	10 (3) @ WAS, 3/23 0 vs. GS, 2/3
Free-Throws Attempted	46 vs. MIL, 4/1 (OT)	12 (2) @ OKC, 12/18	Personal Fouls	27 (3) vs. LAC, 2/27 12 vs. UTA, 1/5

*indicates NBA single game season highs/lows

OPPONENTS 2017-18 TEAM HIGHS & LOWS

	HIGH	LOW	HIGH	LOW
Points	149 @ MIA, 3/19 (2OT)	78 by MEM, 1/12	Free-Throw Percentage	1.000 (3) (5-5) @ SA, 1/30 .500 (2) (3-6) by UTA, 1/5
Field Goals Made	56 @ MIA, 3/19 (2OT)	27 by UTA, 12/26	Total Rebounds	57 @ POR, 4/9 23 by MEM, 11/24
Field Goals Attempted	108 @ OKC, 3/30 (OT)	73 (2) by MEM, 11/24	Offensive Rebounds	18 (3) by POR, 4/9 3 (2) by NY, 1/25
Field Goal Percentage	.595 (47-79) @ BOS, 12/12	.321 (27-84) by UTA, 12/26	Defensive Rebounds	45 by UTA, 1/5 20 by MEM, 11/24
Three-Pointers Made	20 (2) @ OKC, 3/30 (OT)	3 @ GS, 12/23	Assists	38 by GS, 11/4 10 by POR, 4/9
Three-Pointers Attempted	44 @ OKC, 3/30 (OT)	16 by SA, 2/23	Steals	16 @ SAC, 1/6 2 by NO, 11/17
Three-Point Percentage	.556 (2) (20-36) @ MIA, 3/19 (2OT)	.111 (3-27) @ GS, 12/23	Turnovers	25 by BKN, 11/7 3 by SAC, 3/11
Free-Throws Made	28 by SA, 2/23	3 by UTA, 1/5	Blocked Shots	16 @ TOR, 3/27 0 (2) by UTA, 12/26
Free-Throws Attempted	39 by SA, 2/23	5 @ SA, 1/30	Personal Fouls	28 (2) by POR, 4/9 12 @ OKC, 12/18





2017-18 GAME-BY-GAME RESULTS

Table with 11 columns: NO., DATE, OPPONENT, W-L, SCORE, HOME, ROAD, TOTAL, HIGH SCORING, HIGH REBOUNDS, HIGH ASSISTS, OPP. SCORING, ATTEND. Rows contain game details for the 2017-18 season.





2018-19 ROSTER

NO.	PLAYER	POS	HT	WT	COLLEGE/COUNTRY	EXP.
23	DeVaughn Akoon-Purcell	G	6-6	200	Illinois State/USA	R
5	Will Barton	G	6-6	190	Memphis/USA	6
25	Malik Beasley	G	6-5	195	Florida St./USA	2
3	Torrey Craig	F	6-6	215	USC Upstate/USA	1
6	Brandon Goodwin*	G	6-2	180	UCF/USA	R
14	Gary Harris	G	6-4	210	Michigan State/USA	4
41	Juancho Hernangomez	F	6-9	230	Movistar Estudiantes/Spain	2
15	Nikola Jokić	C	6-10	250	KK Mega Vizura/Serbia	3
20	Tyler Lydon	F	6-10	225	Syracuse/USA	1
7	Trey Lyles	F	6-10	234	Kentucky/Canada	3
4	Paul Millsap	F	6-8	246	Louisiana Tech/USA	12
11	Monte Morris	G	6-3	175	Iowa State/USA	1
27	Jamal Murray	G	6-4	207	Kentucky/Canada	2
24	Mason Plumlee	F/C	6-11	235	Duke/USA	5
1	Michael Porter Jr.	F	6-10	210	Missouri/USA	R
0	Isaiah Thomas	G	5-9	185	Washington/USA	7
8	Jarred Vanderbilt	F	6-9	214	Kentucky/USA	R
45	Thomas Welsh*	C	7-0	255	UCLA/USA	R
34	Nick Young	G	6-7	210	USC/USA	11

*Denotes Two-Way Contract

Head Coach: Michael Malone (Loyola-MD)
Assistant Coaches: Wes Unseld Jr. (Johns Hopkins), David Adelman (Portland)
 Jordi Fernandez (Inefc Lleida), Ryan Bowen (Iowa),
 Charles Klask (Michigan State), Bob Weiss (Penn State),
 Mark Price (Georgia Tech)
Player Development: John Beckett (Eckerd College), Stephen Graham (Oklahoma State)
 Ognjen Stojakovic
Video Coordinator: Travess Armenta (Northern Colorado)
Assistant Video Coordinator: Andrew Munson (Iowa)
Video Associate: Dethie Fall
Head Athletic Trainer: Dan Shimensky (Utah)
Head Strength & Conditioning Coach: Felipe Eichenberger (N.W. Oklahoma State University)
Director of Sports Medicine: Steve Short (Dayton)
Assistant Athletic Trainer: Jason Miller (Iowa)
Assistant Strength and Conditioning Coach: Carlos Daniel (Washington State)
Physical Therapist: Matt Tuttle (NY-Upstate)
Massage Therapist: Margo Osborne

PRONUNCIATION GUIDE:

Juancho Hernangomez (hair-NAHN-gomez)

Nikola Jokić (ni-KOLA yo-kitch)

NUGGETS 2019-20 TEAM HIGHS & LOWS

	HIGH	LOW		HIGH	LOW
Points	138 vs. ATL, 11/15	85 @ HOU, 3/28	Free-Throw Percentage	1.000 (4-4) @ SAS, 3/4	.545 (12-22) @ DET, 2/4
Field Goals Made	53 vs. ATL, 11/15	31 @ HOU, 3/28	Total Rebounds	63 @ DAL, 2/22	31 (2) vs. HOU, 11/13
Field Goals Attempted	103 @ DAL, 2/22	76 (2) @ PHX, 12/29	Offensive Rebounds	21 @ DAL, 2/22	3 @ UTA, 4/9
Field Goal Percentage	.622 (51-82) vs. HOU, 2/1	.355 (33-93) @ IND, 3/24	Defensive Rebounds	45 (5) vs. WAS, 3/31	22 @ DET, 2/4
Three-Pointers Made	20 vs. CHI, 1/17	4 @ HOU, 3/28	Assists	41 vs. SAS, 4/3	17 @ MEM, 1/28
Three-Pointers Attempted	42 @ LAL, 3/6	18 vs. BKN, 11/9	Steals	19 @ GSW, 4/2	2 @ MIA, 1/8
Three-Point Percentage	.600 (18-30) vs. MIN, 3/12	.167 (4-24) @ HOU, 3/28	Turnovers	22 vs. LAC, 2/24	7 (3) @ UTA, 4/9
Free-Throws Made	33 @ LAC, 10/17	4 @ SAS, 3/4	Blocked Shots	12 @ CHA, 12/7	0 (2) vs. POR, 1/13
Free-Throws Attempted	42 (2) vs. GSW, 10/21	4 @ SAS, 3/4	Personal Fouls	31 vs. PHX, 10/20	12 (2) vs. MIN, 4/10

*indicates NBA single game season highs/lows

OPPONENTS 2019-20 TEAM HIGHS & LOWS

	HIGH	LOW		HIGH	LOW
Points	142 by GSW, 1/15	85 (2) by SAS, 4/3	Free-Throw Percentage	1.000 (3) (14-14) by MIN, 3/12	.375 (3-8) @ GSW, 4/2
Field Goals Made	57 by GSW, 1/15	29 by PHX, 10/20	Total Rebounds	58 @ POR, 4/7	28 by CLE, 1/19
Field Goals Attempted	103 @ OKC, 11/24	70 @ MEM, 11/7	Offensive Rebounds	19 (2) by OKC, 12/14	2 by PHX, 1/25
Field Goal Percentage	.600 (57-95) by GSW, 1/15	.345 (30-87) by LAC, 2/24	Defensive Rebounds	45 by WAS, 3/31	19 by HOU, 2/1
Three-Pointers Made	22 @ HOU, 1/7	3 by LAC, 2/24	Assists	38 by GS, 1/15	13 by TOR, 12/16
Three-Pointers Attempted	49 @ ORL, 12/5	18 (2) @ IND, 3/24	Steals	15 @ SAC, 1/6	3 (3) @ NY, 3/22
Three-Point Percentage	.559 (19-34) @ BKN, 3/19	.143 (2) (3-21) by LAC, 2/24	Turnovers	24 @ GSW, 4/2	6 (2) by DET, 3/26
Free-Throws Made	34 @ CHA, 12/7	3 @ GSW, 4/2	Blocked Shots	11 (2) @ GSW, 4/2	0 by MIN, 4/10
Free-Throws Attempted	42 by BKN, 11/9	6 by MIN, 4/10	Personal Fouls	34 by OKC, 2/26	12 @ PHI, 2/8





2019-20 ROSTER

NO.	PLAYER	POS	HT	WT	COLLEGE/COUNTRY	EXP.
5	Will Barton	G	6-6	190	Memphis/USA	7
6	Keita Bates-Diop	F	6-8	229	Ohio State/USA	1
10	Bol Bol	F	7-2	220	Oregon/Sudan	R
31	Vlatko Čančar	F	6-8	236	KK Mega Bemax/Slovenia	R
25	Tyler Cook	F	6-8	225	Iowa/USA	R
3	Torrey Craig	F	6-6	215	USC Upstate/USA	2
30	Troy Daniels	G	6-4	200	VCU/USA	6
35	PJ Dozier	G	6-6	205	South Carolina/USA	2
9	Jerami Grant	F	6-8	210	Syracuse/USA	5
14	Gary Harris	G	6-4	210	Michigan State/USA	5
15	Nikola Jokić	C	6-10	250	KK Mega Vizura/Serbia	4
4	Paul Millsap	F	6-8	246	Louisiana Tech/USA	13
11	Monte Morris	G	6-3	175	Iowa State/USA	2
27	Jamal Murray	G	6-4	207	Kentucky/Canada	3
24	Mason Plumlee	F/C	6-11	235	Duke/USA	6
1	Michael Porter Jr.	F	6-10	210	Missouri/USA	1
32	Noah Vonleh	C	6-10	257	Indiana/USA	5

*Denotes Two-Way Contract

Head Coach: Michael Malone (Loyola-MD)
Assistant Coaches: Wes Unseld Jr. (Johns Hopkins), David Adelman (Portland), Jordi Fernandez (Inefc Lleida), Ryan Bowen (Iowa), Charles Klask (Michigan State), John Beckett (Eckerd College)
Director Player Development: Ognjen Stojakovic (Serbia)
Player Development: Stephen Graham (Oklahoma State), Boniface N'Dong
Special Assistant to the Head Coach: Andrew Munson (Iowa)
Assistant Video Coordinator: Travess Armenta (Northern Colorado)
Video Room Associate: Jordan Bickerstaff (Whittier College)
Director of Sports Medicine: Steve Short (Dayton)
Head Athletic Trainer: Dan Shimensky (Utah)
Head Strength and Conditioning Coach: Felipe Eichenberger (N.W. Oklahoma State University)
Assistant Strength and Conditioning Coach: Claus Antunes de Souza (Tulsa)
Associate Head Athletic Trainer: Jason Miller (Iowa)
Physical Therapist/Lead Sports Scientist: Matt Tuttle (NY-Upstate)
Massage Therapist: Margo Osborne

PRONUNCIATION GUIDE:

Vlatko Čančar (CHAN-char)

Nikola Jokić (ni-KOLA yo-kitch)

NUGGETS 2019-20 TEAM HIGHS & LOWS

	HIGH	LOW		HIGH	LOW
Points	134 (2) vs. UTA, 8/8	91 @ ORL, 11/2	Free-Throw Percentage	1.000 (2) (9-9) @ MIL, 1/31	.375 (3-8) @ CLE, 3/7
Field Goals Made	53 vs. MIN, 2/23	27 @ ORL, 11/2	Total Rebounds	62 vs. BKN, 11/14	33 (2) @ CLE, 3/7
Field Goals Attempted	108 vs. UTA, 8/8 (20T)	73 @ ORL, 11/2	Offensive Rebounds	24 @ NOP, 1/24	3 (3) @ DAL, 3/11
Field Goal Percentage	.589 (53-90) vs. MIN, 2/23	.367 (36-98) @ SAC, 10/28	Defensive Rebounds	48 (2) vs. WAS, 11/26	24 (2) @ CLE, 3/7
Three-Pointers Made	22 @ MIL, 1/31	3 (2) vs. GSW, 3/3	Assists	38 (2) vs. TOR, 3/1	15 @ ORL, 11/2
Three-Pointers Attempted	46 @ MIL, 1/31	19 vs. DET, 2/25	Steals	15 @ CLE, 3/7	4 (6) vs. LAC, 8/12
Three-Point Percentage	.565 (13-23) @ LAL, 8/10	.130 (3-23) vs. IND, 1/19	Turnovers	21 (2) @ GSW, 1/16 (OT)	0 @ CLE, 3/7
Free-Throws Made	30 @ OKC, 8/3	3 @ CLE, 3/7	Blocked Shots	32 vs. MIA, 8/1	9 vs. NYK, 12/15
Free-Throws Attempted	39 (2) @ OKC, 8/3	8 (2) @ DAL, 3/11	Personal Fouls	37 @ NYK, 12/5	1 (2) @ DAL, 1/8

OPPONENTS 2019-20 TEAM HIGHS & LOWS

	HIGH	LOW		HIGH	LOW
Points	132 (2) by UTA, 8/8 (20T)	86 by CHA, 1/15	Free-Throw Percentage	1.000 (2) (23-23) @ PHX, 2/8	.429 (6-14) @ MEM, 1/28
Field Goals Made	50 @ WAS, 1/4	32 (2) by HOU, 11/20	Total Rebounds	56 by LAL, 12/3	32 @ LAL, 8/10
Field Goals Attempted	105 by UTA, 8/8 (20T)	72 by MIA, 8/1	Offensive Rebounds	18 (2) @ HOU, 1/22	2 @ NOP, 10/31
Field Goal Percentage	.561 (46-82) @ MEM, 1/28	.351 (34-97) @ MIN, 11/10 (OT)	Defensive Rebounds	44 (2) by BKN, 11/14	18 @ LAL, 8/10
Three-Pointers Made	23 by POR, 8/6	6 (5) @ MEM, 1/28	Assists	36 @ GSW, 1/16 (OT)	13 @ POR, 10/23
Three-Pointers Attempted	55 by UTA, 8/8 (20T)	16 @ WAS, 1/4	Steals	12 (6) @ OKC, 2/21	1 (2) by IND, 1/19
Three-Point Percentage	.590 (23-39) by POR, 8/6	.133 (6-45) @ MIN, 11/10 (OT)	Turnovers	23 by UTA, 8/8 (20T)	7 (3) by LAC, 8/12
Free-Throws Made	32 by MIA, 8/1	6 @ MEM, 1/28	Blocked Shots	11 @ MEM, 1/28	0 @ PHX, 12/23
Free-Throws Attempted	37 by MIA, 8/1	8 @ BOS, 12/6	Personal Fouls	29 @ LAC, 2/28	2 @ CLE, 3/7





2020-21 ROSTER

NO.	PLAYER	POS	HT	WT	COLLEGE/COUNTRY	EXP.
5	Will Barton	G	6-6	190	Memphis/USA	8
10	Bol Bol	F	7-2	220	Oregon/Sudan	1
7	Facundo Campazzo	G	5-11	165	Real Madrid/Argentina	R
31	Vlatko Čančar	F	6-8	236	KK Mega Bemax/Slovenia	1
35	PJ Dozier	G	6-6	205	South Carolina/USA	3
50	Aaron Gordon	F	6-8	235	Arizona/USA	6
0	JaMychal Green	F	6-8	227	Alabama/USA	6
3	Shaquille Harrison*	G	6-7	190	Tulsa/USA	3
00	Markus Howard*	G	5-11	180	Marquette/USA	R
15	Nikola Jokić	C	6-10	250	KK Mega Vizura/Serbia	5
34	JaVale McGee	C	7-0	250	Nevada/USA	12
4	Paul Millsap	F	6-8	246	Louisiana Tech/USA	14
11	Monte Morris	G	6-3	175	Iowa State/USA	3
27	Jamal Murray	G	6-4	207	Kentucky/Canada	4
22	Zeke Nnaji	F	6-11	240	Arizona/USA	R
1	Michael Porter Jr.	F	6-10	210	Missouri/USA	2
25	Austin Rivers	G	6-4	200	Duke/USA	8

*Denotes Two-Way Contract

Head Coach:	Michael Malone (Loyola-MD)
Associate Head Coach:	Wes Unseld Jr. (Johns Hopkins)
Assistant Coaches:	David Adelman (Portland), Jordi Fernandez (Inefc Lleida), Ryan Bowen (Iowa), Charles Klask (Michigan State), John Beckett (Eckerd College)
Director Player Development:	Ognjen Stojakovic (Serbia)
Player Development:	Stephen Graham (Oklahoma State), Boniface N'Dong
Special Assistant to the Head Coach:	Andrew Munson (Iowa)
Assistant Video Coordinator:	Travess Armenta (Northern Colorado)
Video Room Associate:	Jordan Bickerstaff (Whittier College)
Director of Sports Medicine:	Steve Short (Dayton)
Head Athletic Trainer:	Dan Shimensky (Utah)
Head Strength and Conditioning Coach:	Felipe Eichenberger (N.W. Oklahoma State University)
Assistant Strength and Conditioning Coach:	Claus Antunes de Souza (Tulsa)
Associate Head Athletic Trainer:	Jason Miller (Iowa)
Physical Therapist/Lead Sports Scientist:	Matt Tuttle (NY-Upstate)
Massage Therapist:	Stephanie Jackson

PRONUNCIATION GUIDE:

Vlatko Čančar (CHAN-char)

Nikola Jokić (ni-KOLA yo-kitch)

NUGGETS 2020-21 TEAM HIGHS & LOWS

	HIGH	LOW	HIGH	LOW
Points	139 vs. MEM, 4/19 (20T)	87 vs. BOS, 4/11	Free-Throw Percentage	1.000 (11-11) at MIA, 1/27
Field Goals Made	56 vs. DET, 4/6	32 vs. BOS, 4/11	Total Rebounds	65 at PHX, 1/23 (20T)
Field Goals Attempted	105 vs. OKC, 1/19	77 at IND, 3/4	Offensive Rebounds	23 vs. UTA, 1/17
Field Goal Percentage	.600 (51-85) vs. CLE, 2/10	.364 (32-88) vs. BOS, 4/11	Defensive Rebounds	53 at PHX, 1/23 (20T)
Three-Pointers Made	19 (2) vs. LAL, 2/14	6 (2) at LAL, 5/3	Assists	37 vs. CHA, 3/17
Three-Pointers Attempted	47 vs. LAL, 2/14	24 at LAL, 5/3	Steals	14 vs. NOP, 4/28
Three-Point Percentage	.643 (18-28) vs. UTA, 1/31	.231 (6-26) at PHX, 1/22 (OT)	Turnovers	24 vs. MEM, 4/19 (20T)
Free-Throws Made	33 vs. MIN, 1/5	5 at NOP, 3/26	Blocked Shots	11 vs. SAC, 12/23 (OT)
Free-Throws Attempted	45 vs. MIN, 1/5	7 at NOP, 3/26	Personal Fouls	28 vs. NOP, 3/21
				10 (2) at MEM, 3/12

OPPONENTS 2020-21 TEAM HIGHS & LOWS

	HIGH	LOW	HIGH	LOW
Points	137, MEM, 4/19 (20T)	82 at MIA, 1/27	Free-Throw Percentage	1.000 (3) (8-8), at MEM, 3/12
Field Goals Made	51, MEM, 4/19 (20T)	30 at MIA, 1/27	Total Rebounds	54, SAC, 12/23 (OT)
Field Goals Attempted	107, MEM, 4/19 (20T)	66, BKN, 5/8	Offensive Rebounds	20 at PHI, 1/9
Field Goal Percentage	.621 (41-66), BKN, 5/8	.375 (30-80) at MIA, 1/27	Defensive Rebounds	45 at GSW, 4/23
Three-Pointers Made	24 at TOR, 3/24	4, MEM, 4/26	Assists	40 at GSW, 4/23
Three-Pointers Attempted	53 at PHX, 1/23 (20T)	21 at NYK, 1/10	Steals	15, MEM, 4/19 (20T)
Three-Point Percentage	.516 (16-31), BKN, 5/8	.125 (4-32), MEM, 4/26	Turnovers	22 at BOS, 2/16
Free-Throws Made	33, UTA, 1/31	6 at PHI, 1/9	Blocked Shots	10, NYK, 5/5
Free-Throws Attempted	39, UTA, 1/31	8 at MEM, 3/12	Personal Fouls	32, LAC, 12/25
				11 (2) at NOP, 3/27





2020-21 GAME-BY-GAME RESULTS

NO.	DATE	OPPONENT	W-L	SCORE	HOME	ROAD	TOTAL	HIGH SCORING	HIGH REBOUNDS	HIGH ASSISTS	OPP. SCORING	ATTEND.
1	Dec 23	SACRAMENTO	L	122-124(OT)	0-1	0-0	0-1	Jokić-29	Jokić-15	Jokić-14	Hield-22	
2	Dec 25	L.A. CLIPPERS	L	108-121	0-2	0-0	0-2	Jokić-24	Jokić-9	Jokić-10	George-23	
3	Dec 28	HOUSTON	W	124-111	1-2	0-0	1-2	Murray-21	Jokić-12	Jokić-18	Harden-34	
4	Dec 29	@Sacramento	L	115-125	1-2	0-1	1-3	Porter-30	Porter-10	Jokić-12	Fox-24	
5	Jan 1	PHOENIX	L	103-106	1-3	0-1	1-4	Murray-31	Jokić-10	Jokić-11	Ayton-22	
6	Jan 3	@Minnesota	W	124-109	1-3	1-1	2-4	Murray-36	Jokić-12	Jokić-12	Booker-22	
7	Jan 5	MINNESOTA	W	123-116	2-3	1-1	3-4	Jokić-35	Jokić-15	Jokić-6	Beasley-25	
8	Jan 7	DALLAS	L	117-124(OT)	2-4	1-1	3-5	Jokić-38	Jokić-11	Murray-9	Russell-33	
9	Jan 9	@Philadelphia	W	115-103	2-4	2-1	4-5	Harris-21	Jokić-9	Jokić-12	Doncic-38	
10	Jan 10	@New York	W	114-89	2-4	3-1	5-5	Jokić-22	Jokić-10	Jokić-5	Maxey-39	
11	Jan 12	@Brooklyn	L	116-122	2-4	3-2	5-6	Jokić-23	Jokić-8	Jokić-11	Randle-29	
12	Jan 14	GOLDEN STATE	W	114-104	3-4	3-2	6-6	Jokić-23	Jokić-14	Jokić-10	Durant-34	
13	Jan 17	UTAH	L	105-109	3-5	3-2	6-7	Jokić-35	Jokić-14	Jokić-9	Curry-35	
14	Jan 19	OKLAHOMA CITY	W	119-101	4-5	3-2	7-7	Jokić-27	Jokić-12	Jokić-6	Clarkson-23	
15	Jan 22	@Phoenix	W	130-126(OT)	4-5	4-2	8-7	Jokić-31	Millsap-12	Jokić-6	Dort-20	
16	Jan 23	@Phoenix	W	120-112(2OT)	4-5	5-2	9-7	Jokić-29	Jokić-10	Murray-9	Booker-31	
17	Jan 25	@Dallas	W	117-113	4-5	6-2	10-7	Porter-30	Jokić-10	Jokić-6	Paul-21	
18	Jan 27	@Miami	W	109-82	4-5	7-2	11-7	Jokić-21	Jokić-11	Harris-7	Crowder-21	
19	Jan 29	@San Antonio	W	109-119	4-5	7-3	11-8	Jokić-35	Jokić-10	Murray-7	Doncic-35	
20	Jan 31	UTAH	W	128-117	5-5	7-3	12-8	Jokić-47	Jokić-12	Barton-6	Nunn-17	
21	Feb 4	@L.A. Lakers	L	93-114	5-5	7-4	12-9	Murray-20	Millsap-10	Jokić-6	DeRozan-30	
22	Feb 6	@Sacramento	L	114-119	5-5	7-5	12-10	Jokić-50	Hampton-10	Jokić-12	Bogdanovic-29	
23	Feb 8	MILWAUKEE	L	112-125	5-6	7-5	12-11	Jokić-35	Jokić-12	Jokić-6	James-27	
24	Feb 10	CLEVELAND	W	133-95	6-6	7-5	13-11	Millsap-22	Jokić-6	Jokić-12	Barnes-28	
25	Feb 12	OKLAHOMA CITY	W	97-95	7-6	7-5	14-11	Jokić-22	Green-6	Jokić-9	G. Antetokounmpo-3	
26	Feb 14	L.A. LAKERS	W	122-105	8-6	7-5	15-11	Murray-25	Jokić-16	Jokić-10	Allen-18	
27	Feb 16	@Boston	L	99-112	8-6	7-6	15-12	Jokić-43	Porter-7	Campazzo-8	Jackson-20	
28	Feb 17	@Washington	L	128-130	8-6	7-7	15-13	Murray-35	Green-10	Jokić-9	James-22	
29	Feb 19	@Cleveland	W	120-103	8-6	8-7	16-13	Murray-50	Jokić-12	Jokić-10	Brown-27	2,720
30	Feb 21	@Atlanta	L	115-123	8-6	8-8	16-14	Jokić-30	Jokić-10	Jokić-6	Bertans-35	1,362
31	Feb 23	PORTLAND	W	111-106	9-6	8-8	17-14	Jokić-41	Porter-10	Murray-8	Sexton-23	
32	Feb 25	WASHINGTON	L	110-112	9-7	8-8	17-15	Murray-34	Jokić-11	Jokić-7	Young-35	
33	Feb 27	@Oklahoma City	W	126-96	9-7	9-8	18-15	Murray-26	Jokić-11	Jokić-13	Lillard-25	
34	Mar 1	@Chicago	L	118-112	9-7	10-8	19-15	Jokić-39	Porter-15	Jokić-9	Beal-33	
35	Mar 2	@Milwaukee	W	128-97	9-7	11-8	20-15	Jokić-37	Jokić-10	Jokić-11	Bazley-22	
36	Mar 4	@Indiana	W	113-103	9-7	12-8	21-15	Porter-24	Jokić-12	Jokić-8	LaVine-23	1,800
37	Mar 12	@Memphis	W	103-102	9-7	13-8	22-15	Jokić-28	Jokić-15	Jokić-7	G. Antetokounmpo-2	1,800
38	Mar 13	DALLAS	L	103-116	9-8	13-8	22-16	Jokić-26	Jokić-9	Jokić-11	Turner-22	
39	Mar 15	INDIANA	W	121-106	10-8	13-8	23-16	Jokić-32	Jokić-14	Murray-8	Clarke-20	
40	Mar 17	CHARLOTTE	W	129-104	11-8	13-8	24-16	Porter-28	Porter-13	Jokić-10	Brooks-20	
41	Mar 19	CHICAGO	W	131-127(OT)	12-8	13-8	25-16	Jokić-34	Jokić-15	Jokić-9	Porzingis-25	
42	Mar 21	NEW ORLEANS	L	108-113	12-9	13-8	25-17	Jokić-29	Jokić-10	Jokić-10	Brogdon-24	
43	Mar 23	@Orlando	W	110-99	12-9	14-8	26-17	Jokić-28	Jokić-15	Jokić-10	Rozier-21	
44	Mar 24	@Toronto	L	111-135	12-9	14-9	26-18	Jokić-20	Jokić-10	Murray-7	Campazzo-10	
45	Mar 26	@New Orleans	W	113-108	12-9	15-9	27-18	Jokić-20	Millsap-7	Murray-11	Jokić-9	LaVine-32
46	Mar 28	ATLANTA	W	126-102	13-9	15-9	28-18	Green-20	Jokić-10	Jokić-8	Ingram-30	
47	Mar 30	PHILADELPHIA	W	104-95	14-9	15-9	29-18	Murray-30	Porter-12	Barton-6	Williamson-30	
48	Apr 1	@L.A. Clipper	W	101-94	14-9	16-9	30-18	Murray-23	Murray-8	Jokić-7	Fournier-31	3,485
49	Apr 4	ORLANDO	W	119-109	15-9	16-9	31-18	Gordon-24	Porter-12	Jokić-16	Siakam-27	1,578
50	Apr 6	DETROIT	W	134-119	16-9	16-9	32-18	Jokić-27	Jokić-8	Jokić-11	Williamson-39	3,700
51	Apr 7	SAN ANTONIO	W	106-96	17-9	16-9	33-18	Jokić-25	Porter-10	Jokić-10	Young-21	
52	Apr 9	SAN ANTONIO	W	121-119	18-9	16-9	34-18	Jokić-26	Jokić-13	Jokić-14	White-18	
53	Apr 11	BOSTON	L	87-105	18-10	16-9	34-19	Porter-27	Porter-11	Jokić-11	White-25	3,750
54	Apr 12	@Golden State	L	107-116	18-10	16-10	34-20	Jokić-27	Jokić-12	Jokić-8	Tatum-28	4,032
55	Apr 14	MIAMI	W	123-106	19-10	16-10	35-20	Porter-25	Jokić-10	Jokić-11	Curry-53	
56	Apr 16	@Houston	W	128-99	19-10	17-10	36-20	Jokić-29	Porter-10	Jokić-7	Adebayo-21	4,017
57	Apr 19	MEMPHIS	W	139-137(2OT)	20-10	17-10	37-20	Jokić-47	Jokić-16	Jokić-8	Olynyk-23	3,342
58	Apr 21	@Portland	W	106-105	20-10	18-10	38-20	Jokić-25	Jokić-15	Jokić-8	Moran-36	4,005
59	Apr 23	@Golden State	L	97-118	20-10	18-11	38-21	Porter-26	Jokić-9	Jokić-5	Lillard-22	
60	Apr 24	HOUSTON	W	129-116	21-10	18-11	39-21	Porter-39	Millsap-7	Jokić-6	Curry-32	1,935
61	Apr 26	MEMPHIS	W	120-96	22-10	18-11	40-21	Porter-31	Jokić-8	Campazzo-13	Wilson-25	4,035
62	Apr 28	NEW ORLEANS	W	114-112	23-10	18-11	41-21	Jokić-32	Jokić-15	Campazzo-7	Moran-27	3,823
63	Apr 29	TORONTO	W	121-111	24-10	18-11	42-21	Porter-23	Porter-8	Campazzo-10	Ingram-27	4,022
64	May 1	@L.A. Clipper	W	110-104	24-10	19-11	43-21	Jokić-30	Jokić-11	Gordon-4	Anunoby-25	4,025
65	May 3	@L.A. Lakers	L	89-93	24-10	19-12	43-22	Jokić-32	Jokić-14	Jokić-7	George-20	2,818
66	May 5	NEW YORK	W	113-97	25-10	19-12	44-22	Jokić-32	Jokić-9	Campazzo-8	Davis-25	2,454
67	May 7	@Utah	L	120-127	25-10	19-13	44-23	Porter-31	Jokić-12	Jokić-6	Quickley-18	4,038
68	May 8	BROOKLYN	L	119-125	25-11	19-13	44-24	Jokić-29	Jokić-9	Jokić-13	Bogdanovic-48	6,506
69	May 11	@Charlotte	W	117-112	25-11	20-13	45-24	Jokić-30	Jokić-7	Jokić-6	Durant-33	4,044
70	May 13	@Minnesota	W	114-103	25-11	21-13	46-24	Jokić-31	Jokić-11	Jokić-6	Graham-31	3,997
71	May 14	@Detroit	W	104-91	25-11	22-13	47-24	Jokić-20	Jokić-14	Campazzo-6	Edwards-29	1,638
72	May 16	@Portland	L	116-132	25-11	22-14	47-25	Howard-23	Jokić-15	Campazzo-9	Diallo-18	750
								Howard-20	McGee-8	Morris-4	McCollum-24	1,939





2021-22 ROSTER

NO.	PLAYER	POS	HT	WT	COLLEGE/COUNTRY	EXP.
5	Will Barton	SG	6-6	181	Memphis/USA	9
10	Bol Bol	PF	7-2	220	Oregon/Sudan	2
7	Facundo Campazzo	PG	5-10	195	Real Madrid/Argentina	1
31	Vlatko Čančar	PF	6-8	236	KK Mega Bemax/Slovenia	2
21	Petr Cornelie	PF	6-11	220	Pau-Orthez/France	R
4	DeMarcus Cousins	C	6-10	270	Kentucky/USA	10
35	PJ Dozier	SG	6-6	205	South Carolina/USA	4
10	James Ennis III	SF	6-6	215	Cal State Long Beach/USA	7
6	Bryn Forbes	SG	6-2	205	Michigan State/USA	5
50	Aaron Gordon	PF	6-8	235	Arizona/USA	7
0	JaMychal Green	PF	6-8	227	Alabama/USA	7
32	Jeff Green	PF	6-8	235	Georgetown/USA	13
00	Markus Howard	SG	5-10	175	Marquette/USA	1
3	Bones Hyland	SG	6-3	173	VCU/USA	R
15	Nikola Jokić	C	6-11	284	KK Mega Vizura/Serbia	6
23	Carlik Jones	PG	6-1	185	Louisville/USA	R
11	Monte Morris	PG	6-2	183	Iowa State/USA	4
22	Zeke Nnaji	PF	6-9	240	Arizona/USA	1
1	Michael Porter Jr.	SF	6-10	218	Missouri/USA	2
9	Davon Reed	SG	6-5	208	Miami/USA	2
25	Austin Rivers	SG	6-4	200	Duke/USA	9
6	Rayjon Tucker	SG	6-3	209	Florida Gulf Coast/USA	2

Head Coach Michael Malone (Loyola-MD)
Assistant Coaches David Adelman (Portland), Jordi Fernandez (Inefc Lleida),
 Popeye Jones (Murray State), Ryan Bowen (Iowa),
 Charles Klask (Michigan State), John Beckett (Eckerd College)
Director Player Development Ognjen Stojakovic (Serbia)
Player Development Stephen Graham (Oklahoma State), Boniface N'Dong
Special Assistant to the Head Coach Andrew Munson (Iowa)
Assistant Video Coordinator Connor Griffin (Washington)
Video Room Associate Jordan Bickerstaff (Whittier College)
Vice President of Sports Medicine Steve Short (Dayton)
Head Athletic Trainer Dan Shimensky (Utah)
Associate Head Athletic Trainer Jason Miller (Iowa)
Dir. of Perf/Head Strength and Conditioning Coach Felipe Eichenberger (N.W. Oklahoma State University)
Assistant Strength and Conditioning Coach Claus Antunes de Souza (Tulsa)
Director of Sports Science/Physical Therapist Matt Tuttle (NY-Upstate)
Massage Therapist Stephanie Jackson

PRONUNCIATION GUIDE:

Facundo Campazzo (FAH-coon-doe Com-PAH-zo)
 Nikola Jokić (ni-KOLA yo-kitch)
 Vlatko Čančar (CHAN-char)

Zeke Nnaji (NAH-jee)
 Petr Cornelie (peter corn-ell-EE)

NUGGETS 2021-22 TEAM HIGHS & LOWS

	HIGH	LOW		HIGH	LOW
Points	141 vs. LAL, 4/10 (OT)	85 at LAC, 1/11	Free-Throw Percentage	1.000 (5-5) at NYK, 12/4	.556 (5-9) at PHO, 10/20
Field Goals Made	53 at MIL, 1/30	31 at DAL, 1/3	Total Rebounds	56 (2) at DET, 1/25	31 (2) vs. MIL, 11-26
Field Goals Attempted	100 vs. LAL, 4/10	67 at DAL, 1/3	Offensive Rebounds	18 at OKC, 1/9	1 at ORL, 12/1
Field Goal Percentage	.627 vs. POR, 1/13	.360 vs. PHI, 11/18	Defensive Rebounds	47 at POR, 2/27	22 vs. MIL, 11/26
Three-Pointers Made	23 (2) at MIL, 1/30	4 at LAC, 1/11	Assists	39 (2) vs. GSW, 3/7	19 (4) at UTA, 10/26
Three-Pointers Attempted	47 vs. LAL, 4/10 (OT)	25 at DAL, 1/3	Steals	12 (2) at NOP, 12/8	2 (2) at MIA, 11/29
Three-Point Percentage	.575 vs. LAL, 1/15	.121 at LAC, 1/11	Turnovers	25 (2) at DAL, 1/3	6 vs. LAL, 1/15
Free-Throws Made	34 vs. NOP, 3/6	5 (3) at NYK, 12/4	Blocked Shots	10 at MIN, 10/30	1 (9) at DAL, 1/3
Free-Throws Attempted	43 vs. NOP, 3/6	5 at NYK, 12/4	Personal Fouls	34 vs. LAL, 4/10	10 at MEM, 11/1

OPPONENTS 2021-22 TEAM HIGHS & LOWS

	HIGH	LOW		HIGH	LOW
Points	146, LAL, 4/10	75, DAL, 10/29	Free-Throw Percentage	1.000 (2)(24-24), CHI, 11/19	.500, PHI, 11/18
Field Goals Made	52 (2), LAC, 1/19	23, DAL, 10/29	Total Rebounds	60, OKC, 12/22	28, DAL, 1/3
Field Goals Attempted	102, TOR, 3/12	72, GSW, 12/28	Offensive Rebounds	23, TOR, 3/12	1, ORL, 12/1
Field Goal Percentage	.630, MIL, 11/26	.295, DAL, 10/29	Defensive Rebounds	45, OKC, 12/22	19, IND, 3/30
Three-Pointers Made	23, MIN, 12/15	5 (3), WAS, 3/16	Assists	35 (2), MIN, 2/1	14, DAL, 10/29
Three-Pointers Attempted	48, MIN, 12/15	20, LAL, 4/3	Steals	16, ORL, 2/14	2 (2), MIA, 11/29
Three-Point Percentage	.552, OKC, 3/2	.147, NOP, 1/28	Turnovers	22 (2), DET, 1/23	6, LAC, 3/22
Free-Throws Made	42, LAL, 4/10	5, MEM, 11/1	Blocked Shots	11, IND, 11/10	0, GSW, 3/7
Free-Throws Attempted	47, LAL, 4/10	7, MEM, 11/1	Personal Fouls	30 (2), NOP, 3/6	10, MIL, 1/30





1984-85 (WON 52, LOST 30)

Table with 19 columns: PLAYER, GP-GS, MIN, FG, FGA, PCT, FT, FTA, PCT, OFF, DEF, TOT, AST, PF, DQ, STL, TO, BLK, PTS, AVG. Includes player stats and team totals for the 1984-85 season.

1985-86 (WON 47, LOST 35)

Table with 19 columns: PLAYER, GP-GS, MIN, FG, FGA, PCT, FT, FTA, PCT, OFF, DEF, TOT, AST, PF, DQ, STL, TO, BLK, PTS, AVG. Includes player stats and team totals for the 1985-86 season.

1986-87 (WON 37, LOST 45)

Table with 19 columns: PLAYER, GP-GS, MIN, FG, FGA, PCT, FT, FTA, PCT, OFF, DEF, TOT, AST, PF, DQ, STL, TO, BLK, PTS, AVG. Includes player stats and team totals for the 1986-87 season.

1987-88 (WON 54, LOST 28)

Table with 19 columns: PLAYER, GP-GS, MIN, FG, FGA, PCT, FT, FTA, PCT, OFF, DEF, TOT, AST, PF, DQ, STL, TO, BLK, PTS, AVG. Includes player stats and team totals for the 1987-88 season.





2001-02 (WON 27, LOST 55)

Table with 20 columns: PLAYER, G-GS, MIN, FG, FGA, PCT, FT, FTA, PCT, OFF, DEF, TOT, AST, PF, DQ, STL, TO, BLK, PTS, AVG. Lists player statistics for the 2001-02 season.

NUGGETS 82 19805 2915 6870 .424 1306 1756 .744 1117 2310 3427 1817 1873 22 613 1205 462 7559 92.2
OPPONENTS 82 19805 3005 6540 .459 1602 2144 .747 995 2529 3524 1968 1646 11 671 1173 560 8036 98.0
Three-Point Field Goals: Lenard, 89-240 (.371); Van Exel, 85-252 (.408); LaFrentz, 75-173 (.434); Posey, 67-237 (.283); McCloud, 60-222 (.270); Hardway, 28-75 (.373); Satterfield, 7-27 (.259); Rider, 6-15 (.400); Bateer, 4-12 (.333); Abdul Wahad, 1-2 (.500); Bowen, 1-12 (.083); Johnson, 0-5 (.000); Andersen, 0-4 (.000); Cheaney, 0-4 (.000); Arroyo, 0-2 (.000); Williams, 0-2 (.000); Howard, 0-1 (.000).
Nuggets: 423-1285 (.329). Opponents: 424-1173 (.361).

2002-03 (WON 17, LOST 65)

Table with 20 columns: PLAYER, G-GS, MIN, FG, FGA, PCT, FT, FTA, PCT, OFF, DEF, TOT, AST, PF, DQ, STL, TO, BLK, PTS, AVG. Lists player statistics for the 2002-03 season.

NUGGETS 82 19730 2689 6544 .411 1294 1850 .699 1112 2363 3475 1737 2056 23 712 1514 422 6901 84.2
OPPONENTS 82 19730 2696 6087 .443 1768 2337 .757 861 2443 3304 1764 1789 16 742 1405 538 7580 92.4
Three-Point Field Goals: Whitney, 43-128 (.336); Tskitishvili, 37-152 (.243); Williams, 37-102 (.363); White, 32-134 (.239); Posey, 24-88 (.273); Yarbrough, 21-78 (.269); J. Harrington, 7-28 (.250); Satterfield, 5-28 (.179); Crotty, 4-13 (.308); A. Harrington, 4-11 (.364); Savovic, 4-26 (.154); Trepagnier, 4-8 (.500); Bowen, 2--7 (.226); Camby, 2-5 (.400); Howard, 2-4 (.500); Harvey, 1-7 (.143); Nenè, 0-3 (.000); Andersen, 0-1 (.000); Brown, 0-1 (.000).
Nuggets: 229-824 (.278). Opponents: 420-1134 (.370).

2003-04 (WON 43, LOST 39)

Table with 20 columns: PLAYER, G-GS, MIN, FG, FGA, PCT, FT, FTA, PCT, OFF, DEF, TOT, AST, PF, DQ, STL, TO, BLK, PTS, AVG. Lists player statistics for the 2003-04 season.

NUGGETS 82 19730 2993 6763 .443 1655 2159 .767 1083 2387 3470 1794 1804 13 745 1278 520 7972 97.2
OPPONENTS 82 19730 3019 6662 .453 1470 2020 .728 1056 2465 3521 1931 1895 16 664 1399 479 7884 96.1
Three-Point Field Goals: Lenard, 106-289 (.367); Anthony, 69-214 (.322); Boykins, 55-171 (.322); Barry, 51-138 (.370); White, 33-87 (.379); Miller, 12-65 (.185); Tskitishvili, 3-11 (.273); Trepagnier, 2-4 (.500); Camby, 0-2 (.000); Nenè, 0-2 (.000); Andersen, 0-1 (.000); Elson, 0-1 (.000).
Nuggets: 331-995 (.336). Opponents: 376-1056 (.356).





2004-05 (WON 49, LOST 33)

Table with columns: PLAYER, G-GS, MIN, FG, FGA, PCT, FT, FTA, PCT, OFF, DEF, TOT, AST, PF, DQ, STL, TO, BLK, PTS, AVG. Rows list individual players and team totals for the 2004-05 season.

Three-Point Field Goals: Boykins, 56-166 (.337); Russell, 56-149 (.376); D. Johnson, 53-148 (.358); Buckner, 49-121 (.405); Anthony, 42-158 (.266); Person, 33-68 (.485); White, 19-44 (.432); Miller, 6-39 (.154); Lenard, 4-12 (.333); Elson, 1-3 (.333); Flores, 1-1 (1.000); Martin, 0-12 (.000); Tskitishvili, 0-7 (.000); Najera, 0-6 (.000); Camby, 0-4 (.000); Nenè, 0-2 (.000).

Nuggets: 320-940 (.340). Opponents: 463-1342 (.345).

2005-06 (WON 44, LOST 38)

Table with columns: PLAYER, G-GS, MIN, FG, FGA, PCT, FT, FTA, PCT, OFF, DEF, TOT, AST, PF, DQ, STL, TO, BLK, PTS, AVG. Rows list individual players and team totals for the 2005-06 season.

Three-Point Field Goals: Buckner, 86-243 (.354); Watson, 68-172 (.395); Boykins, 62-179 (.346); Johnson, 56-160 (.350); Anthony, 37-152 (.243); Easley, 12-38 (.316); Lenard, 10-35 (.286); Martin, 5-22 (.227); Miller, 5-27 (.185); Najera, 4-12 (.333); Kleiza, 2-13 (.154); Camby, 1-11 (.091); Elson, 1-5 (.200); Patterson, 1-6 (.167); Smith, 0-1 (.000).

Nuggets: 350-1076 (.325). Opponents: 530-1480 (.358).

2006-07 (WON 45, LOST 37)

Table with columns: PLAYER, G-GS, MIN, FG, FGA, PCT, FT, FTA, PCT, OFF, DEF, TOT, AST, PF, DQ, STL, TO, BLK, PTS, AVG. Rows list individual players and team totals for the 2006-07 season.

Three-Point Field Goals: J.R. Smith, 149-382 (.390); Kleiza, 83-221 (.376); Blake (TOT), 67-208 (.322); Blake (DEN), 48-140 (.343); Iverson (TOT), 62-197 (.315); Iverson (DEN), 50-144 (.347); Diawara, 49-170 (.288); Boykins, 41-110 (.373); Anthony, 40-149 (.268); Johnson, 19-88 (.216); Miller, 4-16 (.250); Najera, 1-12 (.083); Camby, 0-2 (.000); Carter, 0-2 (.000); Martin, 0-1 (.000); Nenè, 0-1 (.000); Sampson, 0-1 (.000); Jo. Smith, 0-1 (.000); Wafer (TOT), 0-1 (.000); Evans, 0-0 (.000); Hodge, 0-0 (.000).

Nuggets: 484-1440 (.336). Opponents: 554-1569 (.353).





2021-22 (WON 48, LOST 34)

PLAYER	G-GS	MIN	FG	FGA	PCT	FT	FTA	PCT	OFF	DEF	TOT	AST	PF	DQ	STL	TO	BLK	PTS	AVG
Jokić	74-74	2476	764	1311	.583	379	468	.810	206	813	1019	584	191	0	109	281	63	2004	27.1
Gordon	75-75	2376	434	834	.520	171	230	.743	125	314	439	188	148	1	44	133	44	1126	15.0
Barton	71-71	2277	392	896	.438	102	127	.803	44	296	340	276	114	0	55	127	31	1043	14.7
Morris	75-74	2239	374	773	.484	73	84	.869	27	199	226	333	92	0	56	78	14	945	12.6
Je. Green	75-63	1849	277	529	.524	165	198	.833	41	190	231	96	151	2	28	71	27	772	10.3
Hyland	69-4	1310	230	571	.403	107	125	.856	14	174	188	191	153	1	41	86	20	698	10.1
Porter Jr.	9-9	265	37	103	.359	5	9	.556	9	50	59	17	16	0	10	12	2	89	9.9
Cousins (TOT)	48-7	717	149	324	.460	95	125	.760	74	196	270	71	139	0	35	85	21	430	9.0
Cousins (DEN)	31-2	431	94	206	.456	64	87	.736	50	122	172	53	93	0	19	69	13	276	8.9
Forbes (TOT)	75-2	1286	231	539	.429	79	87	.908	10	83	93	75	95	0	25	56	5	663	8.8
Forbes (DEN)	35-1	610	103	243	.424	35	38	.921	6	24	30	34	53	0	8	23	2	300	8.6
Nnaji	41-1	698	96	186	.516	41	65	.631	56	91	147	17	79	0	16	23	13	270	6.6
Ja. Green	67-8	1085	159	327	.486	81	93	.871	81	200	281	59	158	0	43	57	26	432	6.4
Rivers	67-18	1480	146	350	.417	32	44	.727	19	95	114	90	121	0	51	54	6	403	6.0
Dozier	18-0	340	36	99	.364	10	13	.769	14	49	63	29	33	0	11	13	6	97	5.4
Campazzo	65-4	1184	107	296	.361	60	78	.769	23	94	117	220	124	0	63	67	23	332	5.1
Reed	48-5	668	81	161	.503	10	15	.667	14	94	108	53	63	0	24	16	9	209	4.4
Ennis (TOT)	7-0	56	11	24	.458	4	5	.800	5	7	12	3	5	0	2	2	2	29	4.1
Ennis (DEN)	3-0	14	2	6	.333	0	1	.000	1	1	2	3	1	0	0	1	0	4	1.3
Čančar	15-1	176	23	41	.561	9	14	.643	8	23	31	17	18	0	2	9	3	62	4.1
Howard	31-0	176	39	101	.386	20	23	.870	2	10	12	7	17	0	9	7	0	126	4.1
Bol	14-0	81	15	27	.556	2	5	.400	4	16	20	5	4	0	1	4	2	33	2.4
Tucker	3-0	29	1	2	.500	3	4	.750	1	3	4	4	3	0	1	0	0	6	2.0
Cornellie	13-0	38	5	15	.333	3	4	.750	7	7	14	3	7	0	1	4	1	14	1.1
Jones (TOT)	5-0	23	1	9	.111	2	1.000	1	2	3	5	0	0	1	3	0	4	0.8	
Jones (DEN)	2-0	4	1	2	.500	0	0	---	0	0	0	0	0	0	0	0	0	2	1.0
NUGGETS	82	19805	3416	7079	.483	1372	1725	.795	752	2865	3617	2279	1639	4	592	1189	305	9243	112.7
OPPONENTS	82	19805	3367	7168	.470	1349	1783	.757	795	2680	3475	2082	1632	6	649	1051	392	9054	110.4

Three-Point Field Goals: Jokić, 97-288 (.337); Gordon, 87-260 (.335); Barton, 157-430 (.365); Morris, 124-314 (.395); Je. Green, 53-168 (.315); Hyland, 131-358 (.366); Porter Jr., 10-48 (.208); Cousins, 24-74 (.324); Forbes, 59-144 (.410); Nnaji, 37-80 (.463); Ja. Green, 33-124 (.266); Rivers, 79-231 (.342); Dozier, 15-48 (.313); Campazzo, 58-193 (.301); Reed, 37-86 (.430); Ennis, 0-2 (.000); Čančar, 7-12 (.583); Howard, 28-70 (.400); Bol, 1-4 (.250); Tucker, 1-2 (.500); Cornellie, 1-8 (.125); Jones, 0-0 (---).

Nuggets: 1039-2944 (.353). Opponents: 971-2806 (.346).

SEE THE SEASON IN REVIEW SECTION FOR 2022-23 STATS



FRANCHISE HISTORY





INCLUDES GAMES PLAYED WITH DENVER ONLY

MAHMOUD ABDUL-RAUF (FORMERLY CHRIS JACKSON)

Height: 6-1 Weight: 162 Louisiana State '92 Born Mar. 9, 1969
 Acquired: Drafted, No. 3 overall, in 1990 Departed: Traded to Sacramento on Jun. 13, 1996

YEAR	GP	MIN	FGM	FGA	PCT	FTM	FTA	PCT	OFF	DEF	REB	AST	PF	DQ	STL	BLK	PTS	AVG
90-91	67	1505	417	1009	.413	84	98	.857	34	87	121	206	149	2	55	4	942	14.1
91-92	81	1538	356	845	.421	94	108	.870	22	92	114	192	130	0	44	4	837	10.3
92-93	81	2710	633	1407	.450	217	232	.935	51	174	225	344	179	0	84	8	1553	19.2
93-94	80	2617	588	1279	.460	219	229	.956	27	141	168	362	150	1	82	10	1437	18.0
94-95	73	2082	472	1005	.470	138	156	.885	32	105	137	263	126	0	77	9	1165	16.0
95-96	57	2029	414	955	.434	146	157	.930	26	112	138	389	117	0	64	3	1095	19.2
TOTALS	439	12481	2880	6500	.443	898	980	.916	192	711	903	1756	851	3	406	38	7029	16.0

Three-point field goals: '90-91, 24-100 (.240); '91-92, 31-94, (.330); '92-93, 70-197, (.355); '93-94, 42-133, (.316); '94-95, 83-215, (.386); '95-96, 121-309 (.392) Totals: 371-1048 (.354).

PLAYOFFS	GP	MIN	FGM	FGA	PCT	FTM	FTA	PCT	OFF	DEF	REB	AST	PF	DQ	STL	BLK	PTS	AVG
1994	12	339	57	154	.370	29	31	.935	3	15	18	30	29	0	5	1	155	12.9
1995	3	76	12	33	.364	14	14	1.000	2	3	5	5	8	0	2	0	40	13.3
TOTALS	15	415	69	187	.369	43	45	.956	5	18	23	35	37	0	7	1	195	13.0

Three-point field goals: 1994, 12-37 (.324); 1995, 2-12 (.167); Totals: 14-49 (.286).

TARIQ ABDUL-WAHAD

Height: 6-6 Weight: 223 San Jose State '98 Born Nov. 3, 1974
 Acquired: By trade from Orlando on Feb. 1, 2000 Departed: Traded to Dallas on Feb. 21, 2002

YEAR	GP	MIN	FGM	FGA	PCT	FTM	FTA	PCT	OFF	DEF	REB	AST	PF	DQ	STL	BLK	PTS	AVG
99-00	15	373	51	131	.389	31	42	.738	24	28	52	26	31	0	6	12	134	8.9
00-01	29	420	43	111	.387	21	36	.583	14	45	59	22	54	0	14	13	111	3.8
01-02	12	295	36	103	.350	15	22	.682	30	21	51	15	33	0	11	7	88	7.3
TOTALS	56	1088	130	345	.377	67	100	.670	68	94	162	63	118	0	31	32	333	6.0

Three-point field goals: '99-00, 1-2 (.500); '00-01, 4-10 (.400); '01-02, 1-2 (.500). Totals: 6-14 (.429).

MICHAEL ADAMS

Height: 5-10 Weight: 165 Boston College '85 Born Jan. 19, 1963
 Acquired: By trade from Washington on Nov. 2, 1987 Departed: Traded to Washington on Jun. 11, 1991

YEAR	GP	MIN	FGM	FGA	PCT	FTM	FTA	PCT	OFF	DEF	REB	AST	PF	DQ	STL	BLK	PTS	AVG
87-88	82	2778	416	927	.449	166	199	.834	40	183	223	503	138	0	168	16	1137	13.9
88-89	77	2787	468	1082	.443	322	393	.819	71	212	283	490	149	0	166	11	1424	18.5
89-90	79	2690	398	989	.402	267	314	.850	49	176	225	495	133	0	121	3	1221	15.5
90-91	66	2346	560	1421	.394	465	529	.879	58	198	256	693	162	1	147	6	1752	26.5
TOTALS	304	10601	1842	4419	.416	1220	1435	.850	218	769	987	2181	582	1	602	36	5534	18.2

Three-point field goals: '87-88, 139-379 (.367); '88-89, 166-466 (.356); '89-90, 158-432 (.366); '90-91, 167-564 (.296). Totals: 630-1841 (.342).

PLAYOFFS	GP	MIN	FGM	FGA	PCT	FTM	FTA	PCT	OFF	DEF	REB	AST	PF	DQ	STL	BLK	PTS	AVG
1988	11	406	47	130	.362	36	41	.878	9	27	36	64	19	0	18	2	147	13.4
1989	2	75	15	36	.417	7	8	.875	5	12	17	9	6	0	3	0	47	23.5
1990	3	105	13	34	.382	7	8	.875	0	6	6	18	10	0	4	0	39	13.0
TOTALS	16	586	75	200	.375	50	57	.877	14	45	59	91	35	0	25	2	233	14.6

Three-point field goals: 1988, 17-54 (.315); 1989, 10-22 (.450); 1990, 6-20 (.300). Totals: 33-96 (.344).

ARRON AFFLALO

Height: 6-5 Weight: 215 UCLA '07 Born Oct. 15, 1985
 Acquired: By trade from Detroit on July 13, 2009 Departed: Traded to Orlando on Aug. 10, 2012
 Re-Acquired: By trade from Orlando on June 27, 2014 Departed: Traded to Portland on Feb. 19, 2015

YEAR	GP	MIN	FGM	FGA	PCT	FTM	FTA	PCT	OFF	DEF	REB	AST	PF	DQ	STL	BLK	PTS	AVG
09-10	82	2221	272	585	.465	72	99	.735	59	193	252	138	225	1	46	30	724	8.8
10-11	69	2324	312	627	.498	138	163	.847	45	206	251	168	153	2	34	31	867	12.6
11-12	62	2086	329	699	.471	197	247	.798	40	157	197	149	134	0	36	13	943	15.2
14-15	53	1750	281	657	.428	127	151	.841	21	159	180	101	108	0	32	5	771	15.9
TOTALS	266	8381	1194	2568	.465	534	659	.810	165	715	880	556	620	3	148	79	3305	14.2

Three-point field goals: '09-10, 108-249 (.434); '10-11, 105-248 (.423); '11-12, 88-221 (.398); '14-15, 82-243 (.337). Totals: 383-961 (.399).

PLAYOFFS	GP	MIN	FGM	FGA	PCT	FTM	FTA	PCT	OFF	DEF	REB	AST	PF	DQ	STL	BLK	PTS	AVG
2010	6	120	20	32	.625	9	11	.818	1	12	13	7	21	0	1	2	55	9.2
2011	3	85	12	34	.250	7	8	.875	0	9	9	7	10	0	0	0	34	11.3
2012	7	229	30	74	.405	12	15	.800	5	25	30	19	14	0	5	2	76	10.9
TOTALS	16	434	62	140	.443	28	34	.824	6	46	52	33	45	0	6	4	165	10.3

Three-point field goals: 2010, 6-14 (.429); 2011, 3-12 (.250); 2012, 4-20 (.200). Totals: 13-46 (.283).





DEVAUGHN AKOON-PURCELL

Height: 6-6 Weight: 200 Illinois State '16 Born Jun. 5, 1993
 Acquired: Signed a two-way contract on Aug. 7, 2018 Departed: Waived on Dec. 16, 2018

YEAR	GP	MIN	FGM	FGA	PCT	FTM	FTA	PCT	OFF	DEF	REB	AST	PF	DQ	STL	BLK	PTS	AVG
18-19	7	22	3	10	.300	1	2	.500	1	3	4	6	4	0	2	0	7	1.0
TOTALS	7	22	3	10	.300	1	2	.500	1	3	4	6	4	0	2	0	7	1.0

Three-point field goals: '18-19, 0-4 (.000). Totals: 0-4 (.000).

MARK ALARIE

Height: 6-8 Weight: 217 Duke '86 Born Dec. 11, 1963
 Acquired: Drafted, No. 18 overall, in 1986 Departed: Traded to Washington on Nov. 2, 1987

YEAR	GP	MIN	FGM	FGA	PCT	FTM	FTA	PCT	OFF	DEF	REB	AST	PF	DQ	STL	BLK	PTS	AVG
86-87	64	1110	217	443	.490	67	101	.663	73	141	214	74	138	1	22	28	503	7.9

Three-point field goals: 2-9 (.222)

PLAYOFFS GP	MIN	FGM	FGA	PCT	FTM	FTA	PCT	OFF	DEF	REB	AST	PF	DQ	STL	BLK	PTS	AVG	
1987	3	41	9	15	.600	2	2	1.000	0	5	5	1	9	0	2	2	20	6.7

Three-point field goals: 0-0

CORY ALEXANDER

Height: 6-1 Weight: 190 Virginia '96 Born Jun. 22, 1973
 Acquired: Signed as a free agent on Mar. 4, 1998 Departed: Waived on Oct. 30, 2000

YEAR	GP	MIN	FGM	FGA	PCT	FTM	FTA	PCT	OFF	DEF	REB	AST	PF	DQ	STL	BLK	PTS	AVG
97-98	23	797	111	255	.435	55	65	.846	10	89	99	138	45	0	45	6	323	14.0
98-99	36	778	97	260	.373	37	44	.841	7	67	74	119	77	0	35	5	261	7.3
99-00	29	329	28	98	.286	17	22	.773	8	34	42	58	39	0	24	2	82	2.8

TOTALS 88 1904 236 613 .385 109 131 .832 25 190 215 315 161 0 104 13 666 7.6
 Three-point field goals: '97-98, 46-112 (.411); '98-99, 30-105 (.286); '99-00, 9-35 (.257). Totals: 85-252 (.337).

JEROME ALLEN

Height: 6-4 Weight: 184 Pennsylvania '95 Born Jan. 28, 1973
 Acquired: By trade from Indiana on Feb. 20, 1997 Departed: Renounced following '96-97 season

YEAR	GP	MIN	FGM	FGA	PCT	FTM	FTA	PCT	OFF	DEF	REB	AST	PF	DQ	STL	BLK	PTS	AVG
96-97	25	251	21	74	.284	15	25	.600	12	21	33	43	17	0	4	4	64	2.6

Three-point field goals: 7-34 (.206)

MALIK ALLEN

Height: 6-10 Weight: 255 Villanova '00 Born Jun. 27, 1978
 Acquired: By trade from Milwaukee on Jul. 31, 2009 Departed: Contract expired at end of '09-10 season

YEAR	GP	MIN	FGM	FGA	PCT	FTM	FTA	PCT	OFF	DEF	REB	AST	PF	DQ	STL	BLK	PTS	AVG
09-10	51	456	46	116	.397	12	13	.923	36	46	82	16	68	0	11	5	105	2.1

Three-point field goals: 1-6 (.167)

PLAYOFFS GP	MIN	FGM	FGA	PCT	FTM	FTA	PCT	OFF	DEF	REB	AST	PF	DQ	STL	BLK	PTS	AVG	
2010	4	11	0	1	.000	0	0	---	2	1	3	0	2	0	1	0	0	0.0

Three-point field goals: 0-0.

CHRIS ANDERSEN

Height: 6-10 Weight: 228 Blinn (Texas) J.C. '99 Born Jul. 7, 1978
 Acquired: Signed as a free agent from the NBDL on Nov. 21, 2001 Departed: Contract expired at end of '03-04 season
 Acquired: Signed as a free agent on July 24, 2008 Departed: Amnsted on July 17, 2012

YEAR	GP	MIN	FGM	FGA	PCT	FTM	FTA	PCT	OFF	DEF	REB	AST	PF	DQ	STL	BLK	PTS	AVG
01-02	24	262	25	74	.338	22	28	.786	38	38	76	7	35	0	7	28	72	3.0
02-03	59	907	114	285	.400	77	140	.550	109	165	274	32	90	1	30	60	305	5.2
03-04	71	1029	90	203	.443	63	107	.589	89	209	298	35	119	0	34	114	243	3.4
08-09	71	1460	160	292	.548	130	181	.718	163	279	442	31	174	1	41	175	452	6.4
09-10	76	1695	142	251	.566	164	236	.695	147	336	483	33	171	1	42	143	448	5.9
10-11	45	732	82	137	.599	86	135	.637	75	144	219	20	79	1	23	58	250	5.6
11-12	32	486	59	108	.546	50	82	.610	48	100	148	6	52	1	19	46	168	5.3

TOTALS 378 6571 672 1350 .498 592 909 .651 669 1271 1940 165 720 5 198 624 1938 5.1
 Three-point field goals: '01-02, 0-4 (.000); '02-03, 0-1 (.000); '03-04, 0-1 (.000); '08-09, 2-10 (.200); '09-10, 0-3 (.000); '10-11, 0-1 (.000); '11-12, 0-0 (---). Totals: 2-20 (.100).

PLAYOFFS GP	MIN	FGM	FGA	PCT	FTM	FTA	PCT	OFF	DEF	REB	AST	PF	DQ	STL	BLK	PTS	AVG	
2004	5	34	3	9	.333	0	0	---	6	8	14	2	3	0	1	2	6	1.2
2009	15	328	34	54	.630	29	44	.659	29	66	95	9	42	0	5	32	97	6.3
2010	6	116	9	17	.529	9	14	.643	7	20	27	1	14	0	1	6	27	4.5
2011	5	73	7	11	.636	10	14	.714	5	9	14	3	8	0	3	7	24	2.8

TOTALS 31 551 53 91 .582 48 72 .667 47 103 150 15 67 0 10 47 154 4.8
 Three-point field goals: 2004, 0-0 (---); 2009, 0-1 (.000); 2010, 0-0 (---); 2011, 0-0 (---). Totals: 0-1 (.000)

CLIFF ANDERSON

Height: 6-4 Weight: 200 St. Joseph's (PA) '67 Born Sept. 7, 1945

YEAR	GP	MIN	FGM	FGA	PCT	FTM	FTA	PCT	OFF	DEF	REB	AST	PF	DQ	STL	BLK	PTS	AVG
69-70	3	22	2	4	.500	2	6	.333	1	3	4	4	3	0	-	3	6	2.0

Three-point field goals: 0-0.





DWIGHT ANDERSON

Height: 6-3 Weight: 185 Southern California '82 Born Dec. 28, 1960
 Acquired: Signed 10-day contract on Dec. 30, 1982 Departed: Was not offered a second 10-day contract

YEAR	GP	MIN	FGM	FGA	PCT	FTM	FTA	PCT	OFF	DEF	REB	AST	PF	DQ	STL	BLK	PTS	AVG
82-83	5	133	7	14	.500	7	10	.700	0	2	2	3	7	0	1	5	21	4.2

Three-point field goals: 0-0.

GREG "CADILLAC" ANDERSON

Height: 6-10 Weight: 240 Houston '87 Born Jun. 22, 1964
 Acquired: By trade from New Jersey on Jan. 23, 1991 Departed: Contract expired at end of '91-92 season

YEAR	GP	MIN	FGM	FGA	PCT	FTM	FTA	PCT	OFF	DEF	REB	AST	PF	DQ	STL	BLK	PTS	AVG
90-91	41	659	85	193	.440	44	87	.506	67	170	237	12	107	3	25	36	214	5.2
91-92	82	2793	389	854	.456	167	268	.623	337	604	941	78	263	3	88	65	945	11.5
TOTALS	123	3452	474	1047	.452	211	355	.594	404	774	1178	90	370	6	113	101	1159	9.4

Three-point field goals: '91-92, 0-4 (.000).

RICHARD ANDERSON

Height: 6-10 Weight: 240 UC-Santa Barbara '82 Born Nov. 19, 1960
 Acquired: By trade from San Diego on Oct. 4, 1983 Departed: Contract expired at end of '83-84 season

YEAR	GP	MIN	FGM	FGA	PCT	FTM	FTA	PCT	OFF	DEF	REB	AST	PF	DQ	STL	BLK	PTS	AVG
83-84	78	1380	272	638	.426	116	150	.773	163	270	406	193	183	0	46	109	663	8.5

Three-point field goals: 3-19 (.158)

PLAYOFFS GP	MIN	FGM	FGA	PCT	FTM	FTA	PCT	OFF	DEF	REB	AST	PF	DQ	STL	BLK	PTS	AVG	
1984	4	37	6	15	.400	4	6	.667	1	8	9	5	6	0	0	1	16	4.0

Three-point field goals: 0-1 (.000)

CARMELO ANTHONY

Height: 6-8 Weight: 230 Syracuse '03 Born May 29, 1984
 Acquired: Drafted, No. 3 overall in 2003 Departed: Traded to New York on Feb. 22, 2011

YEAR	GP	MIN	FGM	FGA	PCT	FTM	FTA	PCT	OFF	DEF	REB	AST	PF	DQ	STL	BLK	PTS	AVG
03-04	82	2994	624	1465	.426	408	525	.777	183	315	498	227	225	1	97	41	1725	21.0
04-05	75	2608	530	1230	.431	456	573	.796	141	285	779	194	229	1	68	30	1558	20.8
05-06	80	2940	756	1572	.481	573	709	.808	122	272	764	216	229	3	88	42	2122	26.5
06-07	65	2485	691	1453	.476	459	568	.808	143	248	884	249	203	1	77	22	1881	28.9
07-08	77	2806	728	1481	.492	464	590	.786	178	393	528	259	253	2	98	39	1978	25.7
08-09	66	2277	535	1207	.443	371	468	.793	106	344	537	222	195	1	75	24	1504	22.8
09-10	69	2634	688	1502	.458	508	612	.830	152	302	417	222	225	2	88	30	1943	28.2
10-11	50	1774	437	967	.452	343	417	.823	77	305	96	140	134	2	43	31	1259	25.2
TOTALS	564	2052	4989	10877	.459	3582	4462	.803	1102	2464	3566	1729	1693	13	634	259	13970	24.8

Three-point field goals: '03-04, 69-214 (.322); '04-05, 42-158 (.266); '05-06, 37-152 (.243); '06-07, 40-149 (.268); '07-08, 58-164 (.354); '08-09, 63-170 (.371); '09-10, 59-187 (.316); '10-11, 42-126 (.333). **Totals:** 410-1,320 (.311).

PLAYOFFS GP	MIN	FGM	FGA	PCT	FTM	FTA	PCT	OFF	DEF	REB	AST	PF	DQ	STL	BLK	PTS	AVG	
2004	4	143	21	64	.328	16	20	.800	7	26	33	11	11	1	5	0	60	15.0
2005	5	180	35	83	.422	26	32	.813	14	13	27	10	20	0	3	1	96	19.2
2006	5	193	33	99	.333	39	52	.750	12	21	33	14	20	1	4	1	105	21.0
2007	5	210	47	98	.480	31	39	.795	18	25	43	6	12	0	5	0	134	26.8
2008	4	146	32	88	.364	24	29	.828	19	19	38	8	17	1	2	1	90	22.5
2009	16	612	146	322	.453	119	144	.826	26	67	93	65	60	1	28	10	435	27.2
2010	6	254	64	138	.464	50	57	.877	14	37	51	20	26	1	12	3	184	30.7
TOTALS	45	1738	378	892	.424	305	373	.818	110	208	318	134	166	5	59	16	1104	24.5

Three-point field goals: 2004, 2-11 (.182); 2005, 0-1 (.000); 2006, 0-4 (.000); 2007, 9-18 (.500); 2008, 2-8 (.250); 2009, 24-66 (.364); 2010, 6-19 (.316). **Totals:** 43-127 (.339).

CARLOS ARROYO

Height: 6-2 Weight: 202 Florida International '01 Born Jul. 30, 1979
 Acquired: Signed to a 10-day contract on Mar. 7, 2002 Departed: Waived on Aug. 15, 2002

YEAR	GP	MIN	FGM	FGA	PCT	FTM	FTA	PCT	OFF	DEF	REB	AST	PF	DQ	STL	BLK	PTS	AVG
01-02	20	275	36	82	.439	9	12	.750	9	19	28	49	18	0	5	1	81	4.1

Three-point field goals: 0-2 (.000).

DARRELL ARTHUR

Height: 6-9 Weight: 235 Kansas '08 Born Mar. 28, 1988
 Acquired: By trade from Memphis on Jun. 27, 2013 Departed: Traded to Brooklyn on Jul. 13, 2018

YEAR	GP	MIN	FGM	FGA	PCT	FTM	FTA	PCT	OFF	DEF	REB	AST	PF	DQ	STL	BLK	PTS	AVG
13-14	68	1161	162	410	.395	53	62	.855	52	158	210	61	185	3	39	47	401	5.9
14-15	58	988	155	384	.404	46	59	.780	53	118	171	57	146	2	48	26	382	6.6
15-16	70	1516	221	489	.452	40	53	.755	86	207	293	96	185	1	53	48	527	7.5
16-17	41	639	95	215	.442	19	22	.864	25	87	112	42	76	0	19	21	262	6.4
17-18	19	141	22	47	.468	2	3	.667	3	12	15	9	22	0	8	3	54	2.8
TOTALS	256	4445	655	1545	.424	160	199	.804	219	582	801	265	614	6	167	145	1626	6.4

Three-point field goals: '13-14, 24-64 (.375); '14-15, 26-110 (.236); '15-16, 45-117 (.385); '16-17, 53-117 (.453); '17-18, 8-23 (.348). **Totals:** 156-431 (.362).





VINCENT ASKEW

Height: 6-6 Weight: 235 Memphis '88 Born Feb. 28, 1966
 Acquired: By trade from Indiana on Feb. 20, 1997 Departed: Renounced following '96-97 season

YEAR	GP	MIN	FGM	FGA	PCT	FTM	FTA	PCT	OFF	DEF	REB	AST	PF	DQ	STL	BLK	PTS	AVG
96-97	1	9	2	3	.667	2	2	1.000	0	0	0	0	0	0	0	0	6	6.0
Three-point field goals: 0-0.																		

CHUCKY ATKINS

Height: 5-11 Weight: 185 South Florida '96 Born Aug. 14, 1974
 Acquired: Signed as a free agent on Jul. 16, 2007 Departed: Traded to Oklahoma City on Jan. 7, 2009

YEAR	GP	MIN	FGM	FGA	PCT	FTM	FTA	PCT	OFF	DEF	REB	AST	PF	DQ	STL	BLK	PTS	AVG
07-08	24	352	42	122	.344	4	9	.444	3	28	31	47	27	0	9	1	113	4.7
08-09	14	115	9	27	.333	4	4	1.000	0	6	6	28	5	0	2	1	27	1.9
TOTALS	38	467	51	149	.342	8	13	.615	3	34	37	75	32	0	11	2	140	3.7
Three-point field goals: '07-08, 25-79 (.316); '08-09, 5-17 (.294). Totals: 30-96 (.313).																		
PLAYOFFS	GP	MIN	FGM	FGA	PCT	FTM	FTA	PCT	OFF	DEF	REB	AST	PF	DQ	STL	BLK	PTS	AVG
2008	1	3	0	1	.000	0	0	---	0	1	1	0	0	0	0	0	0	0.0
Three-point field goals: 0-1 (.000).																		

D.J. AUGUSTIN

Height: 6-0 Weight: 183 Texas '08 Born Nov. 10, 1987
 Acquired: By trade from Oklahoma City on Feb. 18, 2016 Departed: Contract expired at end of 2015-16 season

YEAR	GP	MIN	FGM	FGA	PCT	FTM	FTA	PCT	OFF	DEF	REB	AST	PF	DQ	STL	BLK	PTS	AVG
15-16	28	659	102	229	.445	77	94	.819	3	49	52	132	44	0	25	2	325	11.6
Three-point field goals: 44-107 (.411).																		

RENALDO BALKMAN

Height: 6-8 Weight: 208 South Carolina '06 Born July 14, 1984
 Acquired: By trade from New York on July 28, 2008 Departed: Traded to New York on Feb. 22, 2011

YEAR	GP	MIN	FGM	FGA	PCT	FTM	FTA	PCT	OFF	DEF	REB	AST	PF	DQ	STL	BLK	PTS	AVG
08-09	53	779	110	197	.558	42	65	.646	86	117	203	34	98	1	47	23	264	5.0
09-10	13	90	6	18	.333	2	6	.333	4	19	23	7	16	0	8	2	14	1.1
10-11	5	44	5	9	.556	3	4	.750	1	3	4	2	11	0	3	2	13	2.6
TOTALS	71	913	121	224	.540	47	75	.627	91	139	230	43	125	1	58	27	291	4.1
Three-point field goals: '08-09, 2-7 (.286); '09-10, 0-7 (.000); '10-11, 0-0 (.000). Totals: 2-14 (.143).																		
PLAYOFFS	GP	MIN	FGM	FGA	PCT	FTM	FTA	PCT	OFF	DEF	REB	AST	PF	DQ	STL	BLK	PTS	AVG
2009	8	20	2	6	.333	0	0	---	2	2	4	1	3	0	4	0	4	0.5
Three-point field goals: 0-1 (.000).																		

JOHN BARNHILL

Height: 6-1 Weight: 183 Tennessee State '59 Born Mar. 20, 1938
 Acquired: By trade from Indiana in Feb., 1971

YEAR	GP	MIN	FGM	FGA	PCT	FTM	FTA	PCT	OFF	DEF	REB	AST	PF	DQ	STL	BLK	PTS	AVG
70-71	24	684	101	255	.396	54	73	.740	20	34	54	77	55	1	-	-	274	11.4
Three-point field goals: 18-72 (.250)																		

JON BARRY

Height: 6-5 Weight: 210 Georgia Tech '92 Born Jul. 25, 1969
 Acquired: Signed as a free agent on Aug. 19, 2003 Departed: Contract expired at end of '03-04 season

YEAR	GP	MIN	FGM	FGA	PCT	FTM	FTA	PCT	OFF	DEF	REB	AST	PF	DQ	STL	BLK	PTS	AVG
03-04	57	1101	120	297	.404	60	71	.845	25	98	123	147	66	0	57	8	351	6.2
Three-point field goals: 51-138 (.370)																		
PLAYOFFS	GP	MIN	FGM	FGA	PCT	FTM	FTA	PCT	OFF	DEF	REB	AST	PF	DQ	STL	BLK	PTS	AVG
2004	5	100	8	24	.333	2	3	.667	4	14	18	10	4	0	3	0	21	4.2
Three-point field goals: 3-9 (.333).																		

WILL BARTON

Height: 6-6 Weight: 190 Memphis '12 Born Jan. 6, 1991
 Acquired: By trade from Portland on Feb. 19, 2015 Departed: By trade to Washington on Jul. 6, 2022

YEAR	GP	MIN	FGM	FGA	PCT	FTM	FTA	PCT	OFF	DEF	REB	AST	PF	DQ	STL	BLK	PTS	AVG
14-15	28	683	112	253	.443	64	79	.810	23	105	128	54	50	0	34	15	307	11.0
15-16	82	2353	425	983w	.432	216	268	.806	59	417	476	203	147	0	71	39	1178	14.4
16-17	60	1705	295	666	.443	143	190	.753	58	201	259	206	110	0	48	28	820	13.7
17-18	81	2683	465	1028	.452	182	226	.805	70	339	409	331	168	0	82	52	1268	15.7
18-19	43	1189	185	460	.402	57	74	.770	32	167	199	124	82	0	18	22	494	11.5
19-20	58	1916	332	738	.450	102	133	.767	76	289	365	212	121	0	61	29	874	15.1
20-21	56	1736	259	608	.426	95	121	.785	39	187	226	181	95	0	50	23	711	12.7
21-22	71	2277	392	896	.438	102	127	.803	44	296	340	276	114	0	55	31	1043	14.7
TOTALS	479	14542	2465	5632	.438	961	1218	.789	401	2001	2402	1587	887	0	419	239	6695	14.0
Three-point field goals: '14-15, 19-67 (.284); '15-16, 112-325 (.345); '16-17, 87-235 (.370); '17-18, 156-422 (.370); '18-19, 67-196 (.342); '19-20, 108-288 (.375); '20-21, 98-257 (.381); '21-22, 157-430 (.365). Totals: 804-2220 (.362).																		
PLAYOFFS	GP	MIN	FGM	FGA	PCT	FTM	FTA	PCT	OFF	DEF	REB	AST	PF	DQ	STL	BLK	PTS	AVG
2019	14	328	47	135	.348	18	26	.692	15	52	67	24	19	0	4	9	127	9.1
2021	3	83	19	43	.442	4	4	1.000	1	12	13	8	4	0	2	1	49	16.3
2022	5	172	27	66	.409	4	6	.667	5	23	28	14	11	0	4	1	69	13.8
TOTALS	22	583	93	244	.381	26	36	.722	21	87	108	46	34	0	10	11	245	11.1
Three-point field goals: 2019, 15-55 (.273); 2021, 7-21 (.333); 2022, 11-28 (.393). Totals: 33-104 (.317).																		





MENGKE BATEER

Height: 6-11 Weight: 290 China Born Nov. 20, 1975
 Acquired: Signed as a free agent on Feb. 26, 2002 Departed: Contract expired at end of '01-02 season

YEAR	GP	MIN	FGM	FGA	PCT	FTM	FTA	PCT	OFF	DEF	REB	AST	PF	DQ	STL	BLK	PTS	AVG
01-02	27	408	53	132	.402	29	37	.784	32	64	96	22	94	3	10	5	139	5.1
Three-point field goals: 4-12 (.333).																		

KEITA BATES-DIOP

Height: 6-8 Weight: 229 Ohio State '18 Born Jan. 23, 1996
 Acquired: By trade from Minnesota on Feb. 5, 2020 Departed: Waived on Nov. 22, 2020

YEAR	GP	MIN	FGM	FGA	PCT	FTM	FTA	PCT	OFF	DEF	REB	AST	PF	DQ	STL	BLK	PTS	AVG
19-20	7	98	13	28	.464	8	10	.800	4	13	17	0	7	0	2	4	37	5.3
Three-point field goals: 3-9 (.333)																		
PLAYOFFS GP	MIN	FGM	FGA	PCT	FTM	FTA	PCT	OFF	DEF	REB	AST	PF	DQ	STL	BLK	PTS	AVG	
2020	5	24	1	5	.200	1	2	.500	3	3	6	1	0	0	0	0	3	0.6
Three-point field goals: 2020, 0-0 (---).																		

TONY BATTIE

Height: 6-11 Weight: 240 Texas Tech '98 Born Feb. 11, 1976
 Acquired: Drafted, No. 5 overall, in 1997 Departed: Traded to L.A. Lakers on Jun. 24, 1998

YEAR	GP	MIN	FGM	FGA	PCT	FTM	FTA	PCT	OFF	DEF	REB	AST	PF	DQ	STL	BLK	PTS	AVG
97-98	65	1506	234	525	.446	73	104	.702	138	213	351	60	199	6	54	69	544	8.4
Three-point field goals: 3-14 (.214)																		

KENNY BATTLE

Height: 6-6 Weight: 211 Illinois '89 Born Oct. 10, 1964
 Acquired: Claimed off waivers on Jan. 25, 1991 Departed: Contract expired at end of '90-91 season

YEAR	GP	MIN	FGM	FGA	PCT	FTM	FTA	PCT	OFF	DEF	REB	AST	PF	DQ	STL	BLK	PTS	AVG
90-91	40	682	95	196	.485	50	64	.781	62	61	123	47	83	0	41	12	243	6.1
Three-point field goals: 3-22 (.136).																		

MALIK BEASLEY

Height: 6-5 Weight: 195 Memphis '16 Born Nov. 26, 1996
 Acquired: Drafted in the first round (19th overall) in 2016 Departed: Traded to Minnesota on Feb. 5, 2020

YEAR	GP	MIN	FGM	FGA	PCT	FTM	FTA	PCT	OFF	DEF	REB	AST	PF	DQ	STL	BLK	PTS	AVG
16-17	22	165	33	73	.452	8	10	.800	5	12	12	11	10	0	7	0	83	3.8
17-18	62	583	73	178	.410	22	33	.667	14	57	57	31	36	0	15	7	196	3.2
18-19	81	1879	349	737	.474	56	66	.848	35	165	165	97	116	0	55	10	917	11.3
19-20	41	746	117	301	.389	33	38	.868	9	68	77	48	50	0	31	6	325	7.9
TOTALS	206	3373	572	1289	.444	119	147	.810	63	302	365	187	212	0	108	23	1521	7.4
Three-point field goals: '16-17, 9-28 (.321); '17-18, 28-82 (.341); '18-19, 163-405 (.402); '19-20, 58-161 (.360). Totals: 258-676 (.382).																		
PLAYOFFS GP	MIN	FGM	FGA	PCT	FTM	FTA	PCT	OFF	DEF	REB	AST	PF	DQ	STL	BLK	PTS	AVG	
2019	14	281	36	93	.387	22	31	.710	11	37	48	14	20	0	3	1	113	8.1
Three-point field goals: 2019, 19-47 (.404).																		

BYRON BECK

Height: 6-9 Weight: 225 Denver '67 Born Jan. 25, 1945
 Acquired: Drafted in the fifth round in 1967 Departed: Waived on Oct. 17, 1977

YEAR	GP	MIN	FGM	FGA	PCT	FTM	FTA	PCT	OFF	DEF	REB	AST	PF	DQ	STL	BLK	PTS	AVG
67-68	71	1623	275	570	.482	119	159	.748	-	-	559	38	219	6	-	-	669	9.4
68-69	71	2289	423	843	.502	182	238	.765	272	507	779	77	248	9	-	-	1030	14.5
69-70	79	2454	440	841	.523	137	174	.787	250	514	764	112	293	12	-	-	1017	12.9
70-71	84	2849	490	1033	.474	158	182	.868	280	604	884	177	273	7	-	-	1142	13.6
71-72	66	1816	337	669	.504	140	166	.843	171	357	528	136	213	7	-	-	814	12.3
72-73	77	2303	466	879	.530	158	198	.798	203	334	537	107	267	9	50	12	1092	14.2
73-74	82	1979	425	823	.516	120	141	.851	164	253	417	76	233	x	48	8	970	11.8
74-75	84	1818	384	745	.515	81	97	.835	127	216	343	106	270	x	59	14	849	10.1
75-76	80	1586	334	646	.519	97	116	.836	123	231	354	116	192	x	48	20	770	9.6
76-77	53	480	107	246	.435	36	44	.818	45	51	96	33	59	1	15	1	250	4.7
TOTALS	747	19192	3681	7295	.505	1228	1516	.810	1786	3478	5261	978	2267	51	220	55	8603	11.5
Three-point field goals: '67-68, 0-2 (.000); '68-69, 2-3 (.667); '69-70, 0-2 (.000); '70-71, 4-14 (.286); '71-72, 0-3 (.000); '72-73, 2-7 (.286); '73-74, 0-1 (.000); '74-75, 0-1 (.000); '75-76, 5-11 (.455). Totals: 13-44 (.295).																		
PLAYOFFS GP	MIN	FGM	FGA	PCT	FTM	FTA	PCT	OFF	DEF	REB	AST	PF	DQ	STL	BLK	PTS	AVG	
1968	5	160	23	50	.460	11	15	.733	29	26	55	5	21	1	-	-	571	14
1969	7	214	48	95	.505	14	17	.824	20	43	63	9	23	0	-	-	110	15.7
1970	12	439	77	176	.438	36	47	.766	36	108	144	19	41	0	-	-	191	15.9
1972	7	264	56	115	.487	26	28	.929	28	44	72	14	29	0	-	-	139	19.9
1973	4	130	28	63	.444	13	17	.765	19	20	39	5	16	0	2	0	69	17.2
1975	13	278	69	134	.515	24	28	.857	21	29	18	21	44	x	4	3	162	12.5
1976	13	276	42	95	.442	28	34	.824	19	38	57	11	41	x	4	1	112	8.6
1977	5	29	3	9	.333	2	2	1.000	2	4	6	1	5	0	0	0	8	1.6
TOTALS	66	1790	346	737	.469	154	188	.819	174	312	486	82	220	1	10	4	848	12.8
Three-point field goals: 1969, 0-1 (.000); 1970, 1-4 (.250); 1972, 1-4 (.250); 1976, 0-1. Totals: 2-10 (.200).																		





ART BECKER

Height: 6-8 Weight: 210 Arizona State '64 Born Jan. 12, 1942
Acquired: By trade from Indiana in Feb. 1971

YEAR	GP	MIN	FGM	FGA	PCT	FTM	FTA	PCT	OFF	DEF	REB	AST	PF	DQ	STL	BLK	PTS	AVG
70-71	29	803	183	365	.500	73	87	.840	-	-	209	31	107	3	-	-	440	15.2
71-72	84	2193	435	954	.456	165	195	.846	-	-	471	113	271	6	-	-	1035	12.3
TOTALS	113	2996	618	1319	.470	238	282	.844	247	433	680	144	378	9	-	-	1475	13.1

Three point field goals: '70-71, 1-2 (.500); '71-72, 0-3 (.000). Totals: 1-5 (.200).

PLAYOFFS	GP	MIN	FGM	FGA	PCT	FTM	FTA	PCT	OFF	DEF	REB	AST	PF	DQ	STL	BLK	PTS	AVG
1972	7	94	14	31	.452	6	9	.667	4	8	12	4	18	0	-	-	34	4.9

Three-point field goals: 0-1 (.000).

ELMER BENNETT

Height: 6-0 Weight: 170 Notre Dame '92 Born Feb. 13, 1970
Acquired: Signed to a 10-day contract on Jan. 7, 1997 Departed: Waived on Jan. 23, 1997

YEAR	GP	MIN	FGM	FGA	PCT	FTM	FTA	PCT	OFF	DEF	REB	AST	PF	DQ	STL	BLK	PTS	AVG
96-97	5	59	4	13	.308	2	4	.500	0	3	3	7	6	0	2	0	12	2.4

Three-point field goals: 2-6 (.333).

CHAUNCEY BILLUPS

Height: 6-3 Weight: 202 Colorado '99 Born Sept. 25, 1976
Acquired: By trade from Toronto on Jan. 21, 1999 Departed: Traded to Orlando on Feb. 1, 2000
Acquired: By trade from Detroit on Nov. 3, 2008 Departed: Traded to New York on Feb. 22, 2011

YEAR	GP	MIN	FGM	FGA	PCT	FTM	FTA	PCT	OFF	DEF	REB	AST	PF	DQ	STL	BLK	PTS	AVG
98-99	45	1488	191	495	.386	157	172	.913	24	72	96	173	115	0	58	14	624	13.9
99-00	13	305	34	101	.337	37	44	.841	8	26	34	39	27	0	10	2	112	8.6
08-09	77	2718	403	959	.420	409	448	.913	31	198	229	491	158	0	90	17	1375	17.7
09-10	73	2489	402	962	.418	466	512	.910	25	203	228	409	153	1	82	9	1427	19.5
10-11	51	1646	235	536	.438	265	287	.923	12	113	125	271	94	0	52	12	840	16.5
TOTALS	259	8646	1265	3053	.414	1334	1463	.912	100	612	712	1383	547	1	292	54	4378	16.9

Three-point field goals: '98-99, 85-235 (.362); '99-00, 7-41 (.171); '08-09, 160-390 (.410); '09-10, 157-407 (.386); '10-11, 105-238 (.441). Totals: 514-1311 (.392).

PLAYOFFS	GP	MIN	FGM	FGA	PCT	FTM	FTA	PCT	OFF	DEF	REB	AST	PF	DQ	STL	BLK	PTS	AVG
2009	16	619	90	197	.457	106	117	.906	5	56	61	109	38	0	20	4	330	20.6
2010	6	207	37	83	.446	37	42	.881	1	13	14	38	24	1	6	3	122	20.3
TOTALS	22	826	127	280	.454	143	159	.899	6	69	75	147	62	1	26	7	452	20.5

Three-point field goals: 2009, 44-94 (.468); 2010, 11-31 (.355). Totals: 55-125 (.440).

STEVE BLAKE

Height: 6-3 Weight: 172 Maryland '03 Born Feb. 26, 1980
Acquired: By trade from Milwaukee on Jan. 11, 2007 Departed: Contract expired at end of '06-07 season

YEAR	GP	MIN	FGM	FGA	PCT	FTM	FTA	PCT	OFF	DEF	REB	AST	PF	DQ	STL	BLK	PTS	AVG
06-07	49	1642	164	380	.432	32	44	.727	14	110	124	324	72	0	51	5	408	8.3

Three-point field goals: 48-140 (.343).

PLAYOFFS	GP	MIN	FGM	FGA	PCT	FTM	FTA	PCT	OFF	DEF	REB	AST	PF	DQ	STL	BLK	PTS	AVG
2007	5	180	14	31	.452	0	0	---	1	11	12	23	8	0	3	0	36	7.2

Three-point field goals: 8-16 (.500).

MARK BLOUNT

Height: 7-0 Weight: 250 Pittsburgh '99 Born Nov. 30, 1975
Acquired: Signed as a free agent on Aug. 8, 2002 Departed: Traded to Boston on Feb. 20, 2003

YEAR	GP	MIN	FGM	FGA	PCT	FTM	FTA	PCT	OFF	DEF	REB	AST	PF	DQ	STL	BLK	PTS	AVG
02-03	54	885	105	267	.393	71	99	.717	62	121	183	35	112	1	22	51	281	5.2

Three-point field goals: 0-0.

BOL BOL

Height: 7-2 Weight: 220 Oregon '19 Born Nov. 16, 1999
Acquired: By draft night trade from Miami on Jun. 21, 2019 Departed: By trade to Boston on Jan. 19, 2022

YEAR	GP	MIN	FGM	FGA	PCT	FTM	FTA	PCT	OFF	DEF	REB	AST	PF	DQ	STL	BLK	PTS	AVG
19-20	7	87	14	28	.500	8	10	.800	5	14	19	6	11	0	2	6	40	5.7
20-21	32	160	25	58	.431	10	15	.667	0	24	24	7	14	0	3	10	69	2.2
21-22	14	81	15	27	.556	2	5	.400	4	16	20	5	4	0	1	2	33	2.4
TOTALS	53	328	54	113	.478	20	30	.667	9	54	63	18	29	0	6	18	142	2.7

Three-point field goals: '19-20, 4-9 (.444); '20-21, 9-24 (.375); '21-22, 1-4 (.250). Totals: 14-37 (.378).

PLAYOFFS	GP	MIN	FGM	FGA	PCT	FTM	FTA	PCT	OFF	DEF	REB	AST	PF	DQ	STL	BLK	PTS	AVG
2020	4	21	5	9	.556	7	8	.875	3	2	5	0	1	0	2	2	19	4.8
2021	3	6	0	1	.000	0	0	---	0	1	1	2	0	0	0	0	0	0.0
TOTALS	7	27	5	10	.500	7	8	.875	3	3	6	2	1	0	2	2	19	2.7

Three-point field goals: 2020, 2-3 (.667); 2021, 0-1 (.000). Totals: 2-4 (.500).

MELVIN BOOKER

Height: 6-1 Weight: 188 Missouri '94 Born Aug. 20, 1972
Acquired: Signed out of the CBA on Dec. 12, 1996 Departed: Waived on Dec. 28, 1996

YEAR	GP	MIN	FGM	FGA	PCT	FTM	FTA	PCT	OFF	DEF	REB	AST	PF	DQ	STL	BLK	PTS	AVG
96-97	5	21	2	4	.500	0	0	---	0	1	1	3	0	0	0	0	5	1.0

Three-point field goals: 1-2 (.500).





TOM BOSWELL

Height: 6-9 Weight: 225 South Carolina '75 Born Oct. 2, 1953
Acquired: Signed as a free agent on Sept. 8, 1978 Departed: Traded to Utah on Nov. 20, 1979

Table with columns: YEAR, GP, MIN, FGM, FGA, PCT, FTM, FTA, PCT, OFF, DEF, REB, AST, PF, DQ, STL, BLK, PTS, AVG. Includes data for 1978-79, 1979-80, and a PLAYOFFS row.

RYAN BOWEN

Height: 6-9 Weight: 220 Iowa '98 Born Nov. 20, 1975
Acquired: Drafted in the second round in 1998 Departed: Waived on Jun. 10, 2004

Table with columns: YEAR, GP, MIN, FGM, FGA, PCT, FTM, FTA, PCT, OFF, DEF, REB, AST, PF, DQ, STL, BLK, PTS, AVG. Includes data for 1999-00 through 2003-04 and a PLAYOFFS row.

TOM BOWENS

Height: 6-8 Weight: 220 Grambling State '67 Born Jul. 7, 1940
Departed: Left as a free agent in 1968

Table with columns: YEAR, GP, MIN, FGM, FGA, PCT, FTM, FTA, PCT, OFF, DEF, REB, AST, PF, DQ, STL, BLK, PTS, AVG. Includes data for 1967-68 and 1968.

EARL BOYKINS

Height: 5-5 Weight: 133 Eastern Michigan '98 Born Jun. 2, 1976
Acquired: Signed as a free agent on Aug. 18, 2003 Departed: Traded to Milwaukee on Jan. 11, 2007

Table with columns: YEAR, GP, MIN, FGM, FGA, PCT, FTM, FTA, PCT, OFF, DEF, REB, AST, PF, DQ, STL, BLK, PTS, AVG. Includes data for 2003-04 through 2006.

JIM BRADLEY

Height: 6-8 Weight: 215 Northern Illinois '73 Born Mar. 16, 1952

Table with columns: YEAR, GP, MIN, FGM, FGA, PCT, FTM, FTA, PCT, OFF, DEF, REB, AST, PF, DQ, STL, BLK, PTS, AVG. Includes data for 1975-76.

CHRISTIAN BRAUN

Height: 6-7 Weight: 218 Kansas '22 Born Apr. 17, 2001
Acquired: Drafted, No. 21st overall in 2022 Currently on the team

Table with columns: YEAR, GP, MIN, FGM, FGA, PCT, FTM, FTA, PCT, OFF, DEF, REB, AST, PF, DQ, STL, BLK, PTS, AVG. Includes data for 2022-23 and 2023.

COREY BREWER

Height: 6-9 Weight: 188 Florida '07 Born Mar. 5, 1986
Acquired: By trade from Dallas on Dec. 13, 2011 Departed: Contract expired at end of '12-13 season

Table with columns: YEAR, GP, MIN, FGM, FGA, PCT, FTM, FTA, PCT, OFF, DEF, REB, AST, PF, DQ, STL, BLK, PTS, AVG. Includes data for 2011-12 through 2013 and a PLAYOFFS row.

AARON BROOKS

Height: 6-0 Weight: 161 Oregon '07 Born Jan. 14, 1985
Acquired: By trade from Houston on Feb. 20, 2014 Departed: Contract expired at end of '13-14 season

Table with columns: YEAR, GP, MIN, FGM, FGA, PCT, FTM, FTA, PCT, OFF, DEF, REB, AST, PF, DQ, STL, BLK, PTS, AVG. Includes data for 2013-14.





KEVIN BROOKS

Height: 6-8 Weight: 200 Southwestern Louisiana '91 Born Oct. 12, 1969
 Acquired: By trade from Milwaukee on Jul. 1, 1991 Departed: Renounced following '93-94 season

YEAR	GP	MIN	FGM	FGA	PCT	FTM	FTA	PCT	OFF	DEF	REB	AST	PF	DQ	STL	BLK	PTS	AVG
91-92	37	270	43	97	.443	17	21	.810	13	26	39	11	19	0	8	2	105	2.8
92-93	55	571	93	233	.399	35	40	.875	22	59	81	34	46	0	10	2	227	4.1
93-94	34	190	36	99	.364	9	10	.900	5	16	21	3	19	0	0	2	85	2.5
TOTALS	126	1031	172	429	.401	61	71	.859	40	101	141	48	84	0	18	6	417	3.3

Three-point field goals: '91-92: 2-11 (.182), '92-93: 6-26 (.231), '93-94: 4-23 (.174), Totals: 12-60 (.200)

MICHAEL BROOKS

Height: 6-7 Weight: 220 La Salle '80 Born Aug. 17, 1958
 Acquired: Signed for the remainder of the season on Mar. 4, 1988 Departed: Contract expired at end of '87-88 season

YEAR	GP	MIN	FGM	FGA	PCT	FTM	FTA	PCT	OFF	DEF	REB	AST	PF	DQ	STL	BLK	PTS	AVG
87-88	16	133	20	49	.408	3	4	.750	19	25	44	13	21	1	4	1	43	2.7
Three point field goals: 0-0.																		
PLAYOFFS	GP	MIN	FGM	FGA	PCT	FTM	FTA	PCT	OFF	DEF	REB	AST	PF	DQ	STL	BLK	PTS	AVG
1988	4	11	1	3	.333	0	0	--	1	3	4	2	1	0	0	0	3	0.8
Three-point field goals: 0-0.																		

BRUCE BROWN

Height: 6-4 Weight: 202 Miami '18 Born Aug. 15, 1996
 Acquired: Acquired by the Brooklyn Nets on July 7, 2022 Departed: Signed contract with the Indiana Pacers on July 6, 2023

YEAR	GP	MIN	FGM	FGA	PCT	FTM	FTA	PCT	OFF	DEF	REB	AST	PF	DQ	STL	BLK	PTS	AVG
22-23	80	2280	358	741	.483	116	153	.758	63	265	328	268	190	0	87	51	923	11.5
Three point field goals: 22-23, 91-254 (.358).																		
PLAYOFFS	GP	MIN	FGM	FGA	PCT	FTM	FTA	PCT	OFF	DEF	REB	AST	PF	DQ	STL	BLK	PTS	AVG
2023	20	530	90	176	.511	42	49	.857	15	65	80	38	49	0	21	9	49	12.0
Three-point field goals: 2023, 18-57 (.316).																		

DEVIN BROWN

Height: 6-5 Weight: 235 Texas-San Antonio '02 Born Dec. 30, 1978
 Acquired: Signed a 10-day contract on Apr. 4, 2003 Departed: Was not signed to a second 10-day contract

YEAR	GP	MIN	FGM	FGA	PCT	FTM	FTA	PCT	OFF	DEF	REB	AST	PF	DQ	STL	BLK	PTS	AVG
02-03	3	71	7	25	.280	4	6	.667	4	7	11	5	11	0	4	1	18	6.0
Three-point field goals: 0-1 (.000).																		

LARRY BROWN

Height: 5-9 Weight: 160 North Carolina '63 Born Sept.14, 1940
 Acquired: By trade from Virginia in Jan., 1971

YEAR	GP	MIN	FGM	FGA	PCT	FTM	FTA	PCT	OFF	DEF	REB	AST	PF	DQ	STL	BLK	PTS	AVG
70-71	34	813	85	236	.360	112	136	.824	-	-	62	208	96	1	-	-	287	8.4
71-72	76	2012	243	556	.437	198	244	.811	-	-	166	549	207	4	-	-	689	9.1
TOTALS	110	2825	328	792	.414	310	380	.816	64	164	228	757	303	5	-	-	976	8.9
Three-point field goals: '70-71, 5-19 (.263); '71-72, 5-25 (.200), Totals: 10-44 (.227)																		
PLAYOFFS	GP	MIN	FGM	FGA	PCT	FTM	FTA	PCT	OFF	DEF	REB	AST	PF	DQ	STL	BLK	PTS	AVG
1972	7	211	21	50	.420	23	24	.958	3	7	10	36	25	0	-	-	65	9.3
Three-point field goals: 0-3 (.000).																		

ROGER BROWN

Height: 6-11 Weight: 225 Kansas '71 Born Feb. 23, 1950
 Acquired: Signed as a free agent in 1975

EAR	GP	MIN	FGM	FGA	PCT	FTM	FTA	PCT	OFF	DEF	REB	AST	PF	DQ	STL	BLK	PTS	AVG
75-76	37	291	28	61	.459	16	24	.667	25	50	75	22	63	x	8	22	74	2.0
Three-point field goals: 2-2 (1.000).																		

MARK BRYANT

Height: 6-9 Weight: 250 Seton Hall '88 Born Apr. 25, 1965
 Acquired: By trade from Philadelphia on Dec. 18, 2002 Departed: Traded to Boston on Feb. 20, 2003

YEAR	GP	MIN	FGM	FGA	PCT	FTM	FTA	PCT	OFF	DEF	REB	AST	PF	DQ	STL	BLK	PTS	AVG
02-03	3	14	0	1	.000	1	2	.500	1	1	2	2	4	0	0	0	1	0.3
Three-point field goals: 0-0.																		

THOMAS BRYANT

Height: 6-10 Weight: 248 Indiana '17 Born July 31, 1997
 Acquired: Traded by Los Angeles Lakers on Feb. 9, 2023 Departed: Signed contract with Miami Heat on July 2, 2023

YEAR	GP	MIN	FGM	FGA	PCT	FTM	FTA	PCT	OFF	DEF	REB	AST	PF	DQ	STL	BLK	PTS	AVG
22-23	18	205	33	68	.485	13	18	.722	19	41	60	2	25	0	2	7	83	4.6
Three-point field goals: '22-23, 4-9 (.444).																		
PLAYOFFS	GP	MIN	FGM	FGA	PCT	FTM	FTA	PCT	OFF	DEF	REB	AST	PF	DQ	STL	BLK	PTS	AVG
2023	1	0	0	0	0	0	0	0	0	0	0	0	0	0	0	0	0	0.0





GREG BUCKNER

Height: 6-4 Weight: 210 Clemson '98 Born Sept. 16, 1976
 Acquired: Signed as a free agent on Oct. 5, 2004 Departed: Signed with Dallas on Jul. 13, 2006

YEAR	GP	MIN	FGM	FGA	PCT	FTM	FTA	PCT	OFF	DEF	REB	AST	PF	DQ	STL	BLK	PTS	AVG
04-05	70	1522	160	303	.528	63	81	.778	66	142	208	133	169	0	75	6	432	6.2
05-06	73	1758	181	417	.434	43	55	.782	31	178	209	127	180	0	87	20	491	6.7
TOTALS	143	3280	341	720	.474	106	136	.779	97	320	417	260	349	0	162	26	923	6.5

Three-point field goals: '04-05, 49-121 (.405); '05-06, 86-243 (.354). Totals: 135-364 (.371)

PLAYOFFS	GP	MIN	FGM	FGA	PCT	FTM	FTA	PCT	OFF	DEF	REB	AST	PF	DQ	STL	BLK	PTS	AVG
2005	5	100	4	18	.222	0	0	---	1	15	16	5	14	0	2	1	10	2.0
2006	5	137	23	55	.418	7	8	.875	3	11	14	6	12	0	3	1	63	12.6
TOTALS	10	237	27	73	.370	7	8	.875	4	26	30	11	26	0	5	2	73	7.3

Three-Point Field Goals: 2005, 2-9, (.222); 2006, 10-32, (.313). Totals: 12-41 (.293).

LARRY BUNCE

Height: 7-0 Weight: 245 Utah State '67 Born Jul. 29, 1945
 Acquired: By trade from Los Angeles in Aug., 1968 Departed: Traded to Dallas on Jan. 3, 1969

YEAR	GP	MIN	FGM	FGA	PCT	FTM	FTA	PCT	OFF	DEF	REB	AST	PF	DQ	STL	BLK	PTS	AVG
68-69	23	225	22	58	.373	49	70	.700	17	41	58	2	44	1	-	-	93	4.0

Three-point field goals: 0-0.

DAVID BURNS

Height: 6-2 Weight: 180 St. Louis '81 Born Jul. 3, 1958
 Acquired: Signed as a free agent on Nov. 27, 1981 Departed: Waived on Dec. 16, 1981

YEAR	GP	MIN	FGM	FGA	PCT	FTM	FTA	PCT	OFF	DEF	REB	AST	PF	DQ	STL	BLK	PTS	AVG
81-82	6	53	5	11	.455	6	9	.667	1	2	3	11	13	0	2	0	16	2.7

Three-point field goals: 0-0.

DAVE BUSTION

Height: 6-8 Weight: 215 Denver '72 Born Aug. 30, 1949
 Acquired: Drafted in the fifth round in 1972

YEAR	GP	MIN	FGM	FGA	PCT	FTM	FTA	PCT	OFF	DEF	REB	AST	PF	DQ	STL	BLK	PTS	AVG
72-73	47	355	58	133	.436	42	59	.712	39	62	101	21	82	0	8	4	158	3.4

Three-point field goals: 0-0.

PLAYOFFS	GP	MIN	FGM	FGA	PCT	FTM	FTA	PCT	OFF	DEF	REB	AST	PF	DQ	STL	BLK	PTS	AVG
1973	1	11	2	7	.286	6	7	.857	0	1	1	1	3	0	0	0	10	10.0

Three-point field goals: 0-0.

KENTAVIOUS CALDWELL-POPE

Height: 6-5 Weight: 204 Georgia '13 Born Feb. 18, 1993
 Acquired: Traded by Washington Wizards on July 6, 2022 Currently on the team

YEAR	GP	MIN	FGM	FGA	PCT	FTM	FTA	PCT	OFF	DEF	REB	AST	PF	DQ	STL	BLK	PTS	AVG
22-23	76	2381	292	632	.462	103	125	.824	35	112	208	183	145	0	11	35	822	10.8

Three-point field goals: '22-23, 135-319, (.423).

PLAYOFFS	GP	MIN	FGM	FGA	PCT	FTM	FTA	PCT	OFF	DEF	REB	AST	PF	DQ	STL	BLK	PTS	AVG
2023	20	671	74	162	.457	29	35	.829	14	51	65	31	48	1	26	13	48	10.6

MACK CALVIN

Height: 6-0 Weight: 175 Southern California '69 Born Jul. 27, 1947
 Acquired: By trade from Carolina in Jun. 1974 Departed: Traded to Virginia in 1975
 Re-acquired: Claimed off waivers on Feb. 15, 1977 Departed: Waived on Oct. 12, 1978

YEAR	GP	MIN	FGM	FGA	PCT	FTM	FTA	PCT	OFF	DEF	REB	AST	PF	DQ	STL	BLK	PTS	AVG
74-75	74	2463	483	996	.485	475	530	.896	36	174	210	570	206	0	140	8	1444	19.5
76-77	29	625	100	225	.444	123	144	.854	19	30	49	115	53	0	27	1	323	11.1
77-78	77	988	147	333	.441	173	206	.840	11	73	84	148	87	0	46	5	467	6.1
TOTALS	180	4076	730	1554	.470	771	880	.876	66	277	343	833	346	0	213	14	2234	12.4

Three-point field goals: '74-75, 3-16 (.188).

PLAYOFFS	GP	MIN	FGM	FGA	PCT	FTM	FTA	PCT	OFF	DEF	REB	AST	PF	DQ	STL	BLK	PTS	AVG
1975	13	144	76	163	.466	78	82	.951	6	35	41	68	50	0	23	1	223	17.9
1977	6	112	19	40	.475	24	29	.828	1	8	9	13	13	0	1	0	62	10.3
1978	12	135	19	42	.452	27	29	.931	3	5	8	21	11	0	7	0	65	5.4
TOTALS	31	691	114	245	.465	129	140	.921	10	48	58	102	74	0	31	1	360	11.6

Three-point field goals: 1975, 3-8 (.375).

MARCUS CAMBY

Height: 6-11 Weight: 235 Massachusetts '97 Born Mar. 22, 74
 Acquired: By trade from New York in Jun. 26, 2002 Departed: Traded to L.A. Clippers on Jul. 15, 2008

YEAR	GP	MIN	FGM	FGA	PCT	FTM	FTA	PCT	OFF	DEF	REB	AST	PF	DQ	STL	BLK	PTS	AVG
02-03	29	616	93	227	.410	33	50	.660	75	133	208	47	69	1	20	40	221	7.2
03-04	72	2161	262	549	.477	98	136	.721	211	516	727	132	239	4	86	187	622	10.1
04-05	66	2015	279	600	.465	125	173	.723	131	530	661	152	177	0	61	199	683	10.0
05-06	56	1857	302	649	.465	111	156	.712	132	536	668	115	158	1	79	184	716	11.9
06-07	70	2369	312	659	.473	161	221	.729	164	652	816	223	183	2	87	231	785	11.7
07-08	79	2758	286	635	.450	143	202	.708	230	807	1037	259	216	2	84	285	721	13.1
TOTALS	372	11775	1534	3319	.462	671	938	.715	943	3174	4117	928	1042	10	417	1126	3748	11.1

Three-Point Field Goals: '02-03, 2-5 (.400); '03-04, 0-2 (.000); '04-05, 0-4 (.000); '05-06, 1-11 (.091); '06-07, 0-2 (.000); '07-08, 6-20 (.300). Totals: 9-44 (.205).

PLAYOFFS	GP	MIN	FGM	FGA	PCT	FTM	FTA	PCT	OFF	DEF	REB	AST	PF	DQ	STL	BLK	PTS	AVG
2004	5	194	27	55	.491	8	14	.571	14	43	57	12	21	0	4	7	63	11.4
2005	5	184	17	41	.415	17	27	.630	4	52	56	9	18	0	3	16	51	11.2
2006	5	175	26	62	.419	5	9	.556	13	42	55	11	14	0	4	14	57	11.0
2007	5	184	17	45	.378	4	6	.667	12	62	74	10	14	0	4	16	38	14.8
2008	4	124	5	21	.238	2	6	.333	11	42	53	12	10	0	4	12	13	13.3
TOTALS	24	861	92	224	.411	36	62	.581	54	241	295	54	77	0	19	65	222	12.3

Three-Point Field Goals: 1999, 0-1, (.000); 2000, 0-1, (.000); 2001, 0-0; 2004, 1-2 (.500); 2005, 0-0; 2006, 0-0; 2007, 0-0; 2008, 1-1 (.1000). Totals: 2-5 (.400).





FACUNDO CAMPAZZO

Height: 5-11 Weight: 165 Argentina Born Mar. 23, 1991
 Acquired: Signed as a free agent on 11/30/20 Departed: Contract expired at end of the '21-22 season

YEAR	GP	MIN	FGM	FGA	PCT	FTM	FTA	PCT	OFF	DEF	REB	AST	PF	DQ	STL	BLK	PTS	AVG
20-21	65	1425	120	315	.381	80	91	.879	22	112	134	232	132	0	79	14	396	6.1
21-22	65	1184	107	296	.361	60	78	.769	23	94	117	220	124	0	63	23	332	5.1
TOTALS	130	2609	227	611	.372	140	169	.828	45	206	251	452	256	0	142	37	728	5.6
Three-point field goals: '20-21, 76-216 (.352); '21-22, 58-193 (.301). Totals: 134-409 (.328).																		
PLAYOFFS	GP	MIN	FGM	FGA	PCT	FTM	FTA	PCT	OFF	DEF	REB	AST	PF	DQ	STL	BLK	PTS	AVG
2021	10	270	29	74	.392	16	19	.842	7	23	30	41	35	0	14	4	93	9.3
2022	4	13	0	2	.000	0	0	---	0	3	3	2	3	0	0	0	0	0.0
TOTALS	14	283	29	76	.382	16	19	.842	7	26	33	43	38	0	14	4	93	6.6
Three-point field goals: 2021, 19-48 (.396); 2022, 0-2 (.000). Totals: 19-50 (.380).																		

VLATKO ČANČAR

Height: 6-8 Weight: 236 Slovenia Born Apr. 10, 1997
 Acquired: Drafted in the second round, 49th overall, in 2017 Currently on the team

YEAR	GP	MIN	FGM	FGA	PCT	FTM	FTA	PCT	OFF	DEF	REB	AST	PF	DQ	STL	BLK	PTS	AVG
19-20	14	45	6	15	.400	4	4	1.000	5	5	10	3	7	0	1	1	17	1.2
20-21	41	270	33	72	.458	10	13	.769	11	39	50	14	18	0	11	2	85	2.1
21-22	15	176	23	41	.561	9	14	.643	8	23	31	17	18	0	2	5	62	4.1
22-23	60	889	108	227	.476	38	41	.927	24	104	128	80	84	0	22	14	297	5.0
TOTALS	130	1391	170	355	.479	61	72	.847	48	171	219	114	127	0	36	20	461	3.5
Three-point field goals: '19-20, 1-6 (.167); '20-21, 9-33 (.273); '21-22, 7-12 (.583); '22-23, 43-115 (.374).																		
PLAYOFFS	GP	MIN	FGM	FGA	PCT	FTM	FTA	PCT	OFF	DEF	REB	AST	PF	DQ	STL	BLK	PTS	AVG
2021	5	21	3	3	1.000	4	5	.800	0	3	3	1	0	0	1	1	11	2.2
2022	5	9	2	5	.400	0	0	---	0	3	2	1	0	0	0	0	5	2.5
2023	5	10	0	5	.000	0	0	---	0	3	3	1	0	0	0	0	0	0.0
TOTALS	12	40	5	11	.455	4	5	.545	0	8	8	3	0	0	1	1	16	1.3
Three-point field goals: 2021, 1-1 (1.000); 2022, 1-2 (.500). Totals: 2-3 (.667).																		

LARRY CANNON

Height: 6-5 Weight: 195 La Salle '69 Born Apr. 12, 1947
 Acquired: By trade from Miami in Jun., 1970

YEAR	GP	MIN	FGM	FGA	PCT	FTM	FTA	PCT	OFF	DEF	REB	AST	PF	DQ	STL	BLK	PTS	AVG
70-71	80	3097	751	1722	.436	606	763	.794	207	126	333	414	237	6	-	-	2126	26.6
Three-point field goals: 18-69 (.261).																		

FRANK CARD

Height: 6-7 Weight: 195 South Carolina State '64 Born Dec. 28, 1944
 Acquired: Claimed off waivers in Nov. 1971

YEAR	GP	MIN	FGM	FGA	PCT	FTM	FTA	PCT	OFF	DEF	REB	AST	PF	DQ	STL	BLK	PTS	AVG
71-72	73	1443	225	494	.455	112	172	.651	143	187	330	79	204	4	2	2	562	7.7
72-73	4	36	6	15	.400	9	13	.692	4	3	7	0	4	0	0	0	21	5.3
TOTALS	77	1479	231	509	.454	121	185	.654	147	190	337	79	208	4	2	2	583	7.6
Three-point field goals: '71-72, 0-1 (.000).																		
PLAYOFFS	GP	MIN	FGM	FGA	PCT	FTM	FTA	PCT	OFF	DEF	REB	AST	PF	DQ	STL	BLK	PTS	AVG
1972	4	28	4	8	.500	0	1	.000	3	4	7	3	10	0	-	-	8	2.0
Three-point field goals: 0-0.																		

DEMARRE CARROLL

Height: 6-8 Weight: 212 Missouri '09 Born Jul. 27, 1986
 Acquired: Signed as a free agent on Dec. 13, 2011 Departed: Waived on Feb. 4, 2012

YEAR	GP	MIN	FGM	FGA	PCT	FTM	FTA	PCT	OFF	DEF	REB	AST	PF	DQ	STL	BLK	PTS	AVG
11-12	4	21	6	6	1.000	0	0	---	0	3	3	3	1	0	0	0	12	3.0
Three-point field goals: 0-0.																		

JOE BARRY CARROLL

Height: 7-0 Weight: 245 Purdue '80 Born Jul. 24, 1958
 Acquired: By trade from New Jersey on Feb. 21, 1990 Departed: Contract expired at end of '89-90 season

YEAR	GP	MIN	FGM	FGA	PCT	FTM	FTA	PCT	OFF	DEF	REB	AST	PF	DQ	STL	BLK	PTS	AVG
89-90	30	719	153	354	.432	52	70	.743	51	142	193	54	70	0	28	59	358	11.9
Three-point field goals: 0-0.																		
PLAYOFFS	GP	MIN	FGM	FGA	PCT	FTM	FTA	PCT	OFF	DEF	REB	AST	PF	DQ	STL	BLK	PTS	AVG
1990	3	46	9	16	.563	2	2	1.000	1	8	9	3	6	0	1	5	20	6.7
Three-point field goals: 0-0.																		

ANTHONY CARTER

Height: 6-2 Weight: 195 Hawaii '99 Born June 16, 1975
 Acquired: Signed as a free agent on Oct. 2, 2006 Departed: Waived on Oct. 25, 2006
 Acquired: Signed as a free agent on Apr. 13, 2007 Departed: Waived on Aug. 29, 2007
 Acquired: Signed as a free agent on Aug. 31, 2007 Departed: Traded to New York on Feb. 2, 2011

YEAR	GP	MIN	FGM	FGA	PCT	FTM	FTA	PCT	OFF	DEF	REB	AST	PF	DQ	STL	BLK	PTS	AVG
06-07	2	37	3	8	.375	0	0	---	0	3	3	11	4	0	0	1	6	3.0
07-08	70	1959	218	478	.458	64	85	.753	27	173	200	388	172	2	107	28	545	7.8
08-09	78	1787	167	386	.433	57	78	.731	40	165	205	364	142	0	96	13	412	5.3
09-10	54	859	76	181	.420	11	13	.846	17	72	89	160	72	0	39	13	180	3.3
10-11	14	153	10	30	.333	2	2	1.000	0	12	12	26	19	0	9	1	76	5.4
TOTALS	218	4795	474	1081	.438	134	178	.753	84	425	509	949	409	2	251	56	1169	5.4
Three-point field goals: '06-07, 0-2 (.000); '07-08, 45-129 (.340); '08-09, 21-88 (.239); '09-10, 17-63 (.270); '10-11, 4-12 (.333). Totals: 87-294 (.296).																		
PLAYOFFS	GP	MIN	FGM	FGA	PCT	FTM	FTA	PCT	OFF	DEF	REB	AST	PF	DQ	STL	BLK	PTS	AVG
2007	1	14	4	4	1.000	0	1	.000	0	1	1	2	2	0	0	0	8	8.0
2008	4	61	4	14	.286	0	0	---	2	8	10	14	6	0	1	1	8	2.0
2009	16	228	20	49	.408	2	4	.500	11	21	32	34	27	0	15	1	44	2.8
2010	1	7	0	3	.000	0	0	---	0	0	0	3	0	0	0	0	0	0.0
TOTALS	22	310	28	70	.400	2	5	.400	13	30	43	53	35	0	16	2	60	2.7
Three-point field goals: 2007, 0-0; 2008, 0-5 (.000); 2009, 2-12 (.167); 2010, 0-10 (.000). Totals: 2-27 (.074).																		





HOWARD CARTER

Height: 6-5 Weight: 215 Louisiana State '83 Born Oct. 26, 1961
Acquired: Drafted, No. 15 overall, in 1983 Departed: Traded to Dallas on Aug. 23, 1984

YEAR	GP	MIN	FGM	FGA	PCT	FTM	FTA	PCT	OFF	DEF	REB	AST	PF	DQ	STL	BLK	PTS	AVG
83-84	55	688	145	316	.459	47	61	.770	38	48	86	71	81	0	19	4	342	6.2
Three-point field goals: 5-19 (.263).																		
PLAYOFFS	GP	MIN	FGM	FGA	PCT	FTM	FTA	PCT	OFF	DEF	REB	AST	PF	DQ	STL	BLK	PTS	AVG
1984	5	60	7	22	.318	0	0	---	1	4	5	5	3	0	4	1	15	3.0
Three-point field goals: 1-5 (.200).																		

WILSON CHANDLER

Height: 6-8 Weight: 225 DePaul '07 Born May 10, 1987
Acquired: By trade from New York on Feb. 22, 2011 Departed: Traded to Philadelphia on Jul. 6, 2018

YEAR	GP	MIN	FGM	FGA	PCT	FTM	FTA	PCT	OFF	DEF	REB	AST	PF	DQ	STL	BLK	PTS	AVG
10-11	21	642	101	241	.419	34	42	.810	13	92	105	34	47	0	14	24	262	12.5
11-12	8	215	31	79	.392	10	12	.833	6	35	41	17	18	0	6	6	75	9.4
12-13	43	1079	210	455	.462	88	111	.793	45	173	218	58	119	0	45	12	560	13.0
13-14	62	1927	307	738	.416	110	152	.724	58	236	294	114	193	4	46	31	846	13.6
14-15	78	2471	418	975	.429	110	142	.775	96	379	475	134	231	2	58	29	1085	13.9
16-17	71	2197	433	939	.461	141	194	.727	103	357	460	141	172	2	51	30	1117	15.7
17-18	74	2346	281	631	.445	88	114	.772	102	296	398	159	156	2	43	39	738	10.0
TOTALS	357	10877	1781	4058	.439	581	767	.757	423	1568	1991	657	936	10	263	171	4683	13.1
Three-point field goals: '10-11, 26-75 (.347); '11-12, 3-12 (.250); '12-13, 52-126 (.413); '13-14, 122-351 (.348); '14-15, 139-406 (.342); '16-17, 110-326 (.337); '17-18, 88-246 (.358). Totals: 540-1542 (.350).																		
PLAYOFFS	GP	MIN	FGM	FGA	PCT	FTM	FTA	PCT	OFF	DEF	REB	AST	PF	DQ	STL	BLK	PTS	AVG
2011	5	115	8	29	.276	7	9	.778	2	20	22	2	15	1	3	4	24	4.8
2013	6	205	27	76	.355	9	12	.750	5	28	33	8	25	1	8	3	72	12.0
TOTALS	11	320	35	105	.333	16	21	.762	7	48	55	10	40	2	11	7	96	8.7
Three-point field goals: 2011, 1-7 (.143); 2013, 9-29 (.310). Totals: 10-36 (.278).																		

WAYNE CHAPMAN

Height: 6-6 Weight: 190 Western Kentucky '68 Born Jun. 15, 1945
Departed: Traded to Indiana in Feb., 1971

YEAR	GP	MIN	FGM	FGA	PCT	FTM	FTA	PCT	OFF	DEF	REB	AST	PF	DQ	STL	BLK	PTS	AVG
70-71	47	1049	184	484	.380	89	129	.690	43	99	142	107	127	3	-	-	468	9.9
Three-point field goals: 11-48 (.229)																		

CALBERT CHEANEY

Height: 6-7 Weight: 217 Indiana '93 Born Jul. 17, 1971
Acquired: By trade from Boston on Oct. 16, 2000 Departed: Contract expired at end of '01-02 season

YEAR	GP	MIN	FGM	FGA	PCT	FTM	FTA	PCT	OFF	DEF	REB	AST	PF	DQ	STL	BLK	PTS	AVG
00-01	9	153	10	30	.333	1	2	.500	5	15	20	9	14	0	4	2	21	2.3
01-02	68	1631	224	466	.481	46	67	.687	57	183	240	110	156	1	34	21	494	7.3
TOTALS	77	1784	234	496	.472	47	69	.681	62	198	260	119	170	1	38	23	515	6.7
Three-point field goals: '00-01, 0-0; '01-02, 0-4 (.000).																		

GARY CLARK

Height: 6-6 Weight: 225 Cincinnati '18 Born Nov. 16, 1994
Acquired: By trade from Orlando on 3/25/21 Departed: Contract waived on 4/8/21

YEAR	GP	MIN	FGM	FGA	PCT	FTM	FTA	PCT	OFF	DEF	REB	AST	PF	DQ	STL	BLK	PTS	AVG
20-21	2	4	0	0	---	0	0	---	0	1	1	0	0	0	0	0	0	0.0
Three-point field goals: '20-21, 0-0 (.000).																		

IAN CLARK

Height: 6-3 Weight: 175 Belmont '13 Born Mar. 7, 1991
Acquired: Claimed on waivers on Mar. 28, 2015 Departed: Contract expired at end of 2014-15 season

YEAR	GP	MIN	FGM	FGA	PCT	FTM	FTA	PCT	OFF	DEF	REB	AST	PF	DQ	STL	BLK	PTS	AVG
14-15	7	31	4	11	.364	4	4	1.000	0	3	3	2	8	0	3	1	13	1.9
Three-point field goals: 1-5 (.200)																		

KEON CLARK

Height: 6-11 Weight: 220 UNLV '98 Born Apr. 16, 1975
Acquired: By trade from Orlando on Jan. 21, 1999 Departed: Traded to Toronto on Jan. 12, 2001

YEAR	GP	MIN	FGM	FGA	PCT	FTM	FTA	PCT	OFF	DEF	REB	AST	PF	DQ	STL	BLK	PTS	AVG
98-99	28	409	36	80	.450	21	37	.568	36	60	96	10	52	0	10	31	93	3.3
99-00	81	1850	286	528	.542	121	176	.688	162	343	505	71	231	1	45	114	694	8.6
00-01	35	752	82	199	.412	63	105	.600	58	128	186	34	101	3	16	44	227	6.5
TOTALS	144	3011	404	807	.501	205	318	.645	256	531	787	115	384	4	71	189	1014	7.0
Three-point field goals: '98-99, 0-1 (.000); '99-00, 1-8 (.125); '00-01, 0-0. Totals: 1-9 (.111).																		





JEFF CONGDON

Height: 6-1 Weight: 190 Brigham Young '67 Born Oct. 17, 1943
 Acquired: By trade from Anaheim in Dec. 1967

YEAR	GP	MIN	FGM	FGA	PCT	FTM	FTA	PCT	OFF	DEF	REB	AST	PF	DQ	STL	BLK	PTS	AVG
67-68	41	398	67	191	.351	20	25	.800	-	-	34	59	37	0	-	-	159	3.9
68-69	59	979	107	277	.386	69	85	.812	14	79	93	135	104	1	-	-	288	4.9
69-70	83	2461	299	775	.386	151	192	.786	52	181	233	446	205	3	-	-	812	9.8
TOTALS	183	3838	473	1243	.381	240	302	.795	-	-	360	640	346	4	-	-	1259	6.9
Three-point field goals: '67-68, 5-30 (.167); '68-69, 5-31 (.161); '69-70, 63-178 (.354). Totals: 73-239 (.305)																		
PLAYOFFS	GP	MIN	FGM	FGA	PCT	FTM	FTA	PCT	OFF	DEF	REB	AST	PF	DQ	STL	BLK	PTS	AVG
35	7	21	.333	3	7	.429	-	-	4	54	5	0	-	-	19	6.3	-	-
1969	7	183	20	42	.476	22	22	1.000	6	10	16	34	21	0	-	-	62	8.9
1970	12	313	43	118	.364	24	32	.750	8	25	33	68	31	0	-	-	126	10.5
TOTALS	22	531	70	181	.387	49	61	.803	-	-	53	107	67	0	-	-	207	9.4
Three-point field goals: 1968, 2-8 (.250); 1969, 0-2 (.000); 1970, 16-50 (.320). Totals: 18-60 (.300).																		

ANTHONY COOK

Height: 6-9 Weight: 215 Arizona '89 Born Mar. 19, 1967
 Acquired: By trade from Detroit on Sept. 28, 1990 Departed: Traded to Orlando on Aug. 19, 1993

YEAR	GP	MIN	FGM	FGA	PCT	FTM	FTA	PCT	OFF	DEF	REB	AST	PF	DQ	STL	BLK	PTS	AVG
90-91	58	1121	118	283	.417	71	129	.550	134	192	326	26	100	1	35	72	307	5.3
91-92	22	115	15	25	.600	4	6	.667	13	21	34	2	10	0	5	4	34	1.5
92-93	-----DNP - RIGHT KNEE INJURY-----																	
TOTALS	80	1236	133	308	.431	75	135	.555	147	213	360	28	110	1	40	76	341	4.3
Three-point field goals: '90-91, 0-3 (.000).																		

DARWIN COOK

Height: 6-3 Weight: 195 Portland '80 Born Aug. 6, 1958
 Acquired: By trade from San Antonio on Jan. 26, 1989 Departed: Contract expired at end of '88-89 season

YEAR	GP	MIN	FGM	FGA	PCT	FTM	FTA	PCT	OFF	DEF	REB	AST	PF	DQ	STL	BLK	PTS	AVG
88-89	30	386	71	163	.436	17	22	.773	13	35	48	43	44	0	28	6	161	5.4
Three-point field goals: 2-10 (.200).																		
PLAYOFFS	GP	MIN	FGM	FGA	PCT	FTM	FTA	PCT	OFF	DEF	REB	AST	PF	DQ	STL	BLK	PTS	AVG
1989	3	66	12	24	.500	6	6	1.000	2	11	13	11	12	0	4	0	31	10.3
Three-point field goals: 1-2 (.500).																		

NORMAN COOK

Height: 6-9 Weight: 220 Kansas '77 Born Mar. 21, 1955
 Acquired: Signed as a free agent on Apr. 7, 1978 Departed: Waived on Apr. 17, 1978

YEAR	GP	MIN	FGM	FGA	PCT	FTM	FTA	PCT	OFF	DEF	REB	AST	PF	DQ	STL	BLK	PTS	AVG
77-78	2	10	1	3	.333	0	0	---	1	2	3	1	4	0	0	0	2	1.0

TYLER COOK

Height: 6-8 Weight: 255 Iowa '19 Born Jan. 23, 1996
 Acquired: Signed as a free agent on Jun. 30, 2020 Departed: Contract expired at end of '19-20 season

YEAR	GP	MIN	FGM	FGA	PCT	FTM	FTA	PCT	OFF	DEF	REB	AST	PF	DQ	STL	BLK	PTS	AVG
19-20	2	19	1	2	.500	2	2	1.000	2	2	4	0	1	0	2	0	4	2.0
Three-point field goals: 0-0 (---).																		
PLAYOFFS	GP	MIN	FGM	FGA	PCT	FTM	FTA	PCT	OFF	DEF	REB	AST	PF	DQ	STL	BLK	PTS	AVG
2020	1	4	0	0	---	0	0	---	0	2	2	0	0	0	0	0	0	0.0
Three-point field goals: 2020, 0-0 (---).																		

WAYNE COOPER

Height: 6-10 Weight: 220 New Orleans '78 Born Nov. 16, 1956
 Acquired: By trade from Portland on Jun. 7, 1984 Departed: Contract expired at end of '88-89 season

YEAR	GP	MIN	FGM	FGA	PCT	FTM	FTA	PCT	OFF	DEF	REB	AST	PF	DQ	STL	BLK	PTS	AVG
84-85	80	2031	404	856	.472	161	235	.685	229	402	631	86	304	2	28	197	969	12.1
85-86	78	2112	422	906	.466	174	219	.795	190	420	610	81	315	6	42	227	1021	13.1
86-87	69	1561	235	524	.448	79	109	.725	162	311	473	68	257	5	13	101	549	8.0
87-88	45	865	118	270	.437	50	67	.746	98	172	270	30	145	3	12	94	286	6.4
88-89	79	1864	220	444	.495	79	106	.745	212	407	619	78	302	7	36	211	520	6.6
TOTALS	351	8433	1399	3000	.466	543	736	.738	891	1712	2603	343	1329	23	131	830	3345	9.5
Three-point field goals: '84-85, 0-2 (.000); '85-86, 3-7 (.429); '86-87, 0-3 (.000); '87-88, 0-1 (.000); '88-89, 1-4 (.250). Totals: 4-17 (.235).																		
PLAYOFFS	GP	MIN	FGM	FGA	PCT	FTM	FTA	PCT	OFF	DEF	REB	AST	PF	DQ	STL	BLK	PTS	AVG
1985	15	321	67	143	.469	30	40	.750	34	59	93	20	52	0	8	36	164	10.9
1986	8	154	24	56	.429	15	22	.682	11	29	40	7	31	2	2	5	63	7.9
1987	3	41	5	12	.417	2	2	1.000	6	11	17	2	9	0	0	1	12	4.0
1988	9	96	8	23	.348	2	2	1.000	16	17	33	6	19	0	3	8	18	2.0
1989	3	44	6	12	.500	0	0	---	4	9	13	2	10	0	1	2	12	4.0
TOTALS	40	656	110	246	.447	49	66	.742	71	125	196	37	121	2	14	52	269	6.7
Three-point field goals: 1986, 0-1 (.000).																		



**PETR CORNELIE**

Height: 6-11 Weight: 220 France Born Oct. 25, 2021
 Acquired: Drafted, 53rd overall, in 2016 Departed: Waived on Jan. 9, 2022

YEAR	GP	MIN	FGM	FGA	PCT	FTM	FTA	PCT	OFF	DEF	REB	AST	PF	DQ	STL	BLK	PTS	AVG
21-22	13	38	5	15	.333	3	4	.750	7	7	14	3	7	0	1	1	14	1.1

Three-point field goals: 1-8 (.125).

DEMARCUS COUSINS

Height: 6-10 Weight: 270 Kentucky '10 Born Aug. 13, 1990
 Acquired: Signed as a free agent on Feb. 25, 2022 Departed: Contract expired at end of '21-22 season

YEAR	GP	MIN	FGM	FGA	PCT	FTM	FTA	PCT	OFF	DEF	REB	AST	PF	DQ	STL	BLK	PTS	AVG
21-22	31	431	94	206	.456	64	87	.736	50	122	172	53	93	0	19	13	276	8.9

Three-point field goals: 24-74 (.324).

PLAYOFFS	GP	MIN	FGM	FGA	PCT	FTM	FTA	PCT	OFF	DEF	REB	AST	PF	DQ	STL	BLK	PTS	AVG
2022	5	57	19	29	.655	11	15	.733	3	14	17	6	9	0	3	1	53	10.6

Three-point field goals: 4-6 (.667).

TORREY CRAIG

Height: 6-7 Weight: 215 USC-Upstate '14 Born Dec. 19, 1990
 Acquired: Signed a two-way contract on Jul. 18, 2017 Departed: Contract expired at end of '19-20 season

YEAR	GP	MIN	FGM	FGA	PCT	FTM	FTA	PCT	OFF	DEF	REB	AST	PF	DQ	STL	BLK	PTS	AVG
17-18	39	629	62	137	.453	22	35	.629	40	87	127	25	63	0	12	15	163	4.2
18-19	75	1503	160	362	.442	49	70	.700	89	174	263	72	175	4	37	46	430	5.7
19-20	58	1072	124	269	.461	22	36	.611	63	126	189	47	135	2	23	36	315	5.4
TOTALS	172	3204	346	768	.451	93	141	.660	192	387	579	144	373	6	72	97	908	5.3

Three-point field goals: '17-18, 17-58 (.293); '18-19, 61-188 (.324); '19-20, 45-138 (.326). Totals: 123-384 (.320).

PLAYOFFS	GP	MIN	FGM	FGA	PCT	FTM	FTA	PCT	OFF	DEF	REB	AST	PF	DQ	STL	BLK	PTS	AVG
2019	14	330	33	69	.478	9	16	.563	21	51	72	12	38	1	7	5	92	6.6
2020	19	375	33	78	.423	9	13	.692	13	49	62	13	44	1	7	7	86	4.5
TOTALS	33	705	66	147	.449	18	29	.621	34	100	134	25	82	2	14	12	178	5.4

Three-point field goals: 2019, 17-36 (.472); 2020, 11-42 (.262). Totals: 28-78 (.359).

GEOFF CROMPTON

Height: 6-11 Weight: 280 North Carolina '78 Born Jul. 4, 1955
 Acquired: By trade from Kansas City on Jul. 8, 1978 Departed: Waived on Apr. 11, 1979

YEAR	GP	MIN	FGM	FGA	PCT	FTM	FTA	PCT	OFF	DEF	REB	AST	PF	DQ	STL	BLK	PTS	AVG
78-79	20	88	10	26	.385	6	12	.500	6	17	23	5	19	0	0	3	26	1.3

JOHN CROTTY

Height: 6-2 Weight: 194 Virginia '91 Born Jul. 15, 1969
 Acquired: Signed as a free agent on Dec. 22, 2002 Departed: Waived on Jan. 6, 2003
 Re-Acquired: Signed a 10-day contract on Jan. 8, 2003 Departed: 10-day contract terminated on Jan. 27, 2003

YEAR	GP	MIN	FGM	FGA	PCT	FTM	FTA	PCT	OFF	DEF	REB	AST	PF	DQ	STL	BLK	PTS	AVG
02-03	12	180	14	41	.341	9	15	.600	1	14	15	29	16	0	3	0	41	3.4

Three-point field goals: 4-13 (.308).

RASTKO CVETKOVIC

Height: 7-1 Weight: 260 Yugoslavia Born Jun. 22, 1970
 Acquired: Signed as a free agent on Sept. 29, 1995 Departed: Contract expired at end of '95-96 season

YEAR	GP	MIN	FGM	FGA	PCT	FTM	FTA	PCT	OFF	DEF	REB	AST	PF	DQ	STL	BLK	PTS	AVG
95-96	14	48	5	16	.313	0	4	.000	4	7	11	3	11	0	2	1	10	0.7

Three-point field goals: 0-1 (.000).

TROY DANIELS

Height: 6-4 Weight: 200 VCU '13 Born Jul. 15, 1991
 Acquired: Signed as a free agent on Mar. 5, 2020 Departed: Contract expired at end of '19-20 season

YEAR	GP	MIN	FGM	FGA	PCT	FTM	FTA	PCT	OFF	DEF	REB	AST	PF	DQ	STL	BLK	PTS	AVG
19-20	6	76	10	28	.357	0	0	---	0	6	6	3	7	0	3	0	26	4.3

Three-point field goals: '19-20, 6-20 (.300).

PLAYOFFS	GP	MIN	FGM	FGA	PCT	FTM	FTA	PCT	OFF	DEF	REB	AST	PF	DQ	STL	BLK	PTS	AVG
2020	6	30	6	12	.500	1	2	.500	1	2	3	2	2	0	0	0	16	2.7

Three-point field goals: 2020, 3-6 (.500).

TERRY DAVIS

Height: 6-10 Weight: 270 Virginia Union '89 Born Jun. 17, 1967
 Acquired: Signed as a free agent on Sept. 26, 2000 Departed: Contract expired at end of '00-01 season

YEAR	GP	MIN	FGM	FGA	PCT	FTM	FTA	PCT	OFF	DEF	REB	AST	PF	DQ	STL	BLK	PTS	AVG
00-01	19	228	12	25	.480	9	22	.409	24	29	53	7	34	0	1	1	33	1.7

Three-point field goals: 0-0.





WALTER DAVIS

Height: 6-6 Weight: 207 North Carolina '77 Born Sep. 9, 1954
 Acquired: Signed as a free agent on Jul. 6, 1988 Departed: Traded to Portland on Jan. 23, 1991
 Re-Acquired: Signed as a free agent on Nov. 2, 1991 Departed: Contract expired at end of '91-92 season

YEAR	GP	MIN	FGM	FGA	PCT	FTM	FTA	PCT	OFF	DEF	REB	AST	PF	DQ	STL	BLK	PTS	AVG
88-89	81	1857	536	1076	.498	175	199	.879	41	110	151	190	187	1	72	5	1267	15.6
89-90	69	1635	497	1033	.481	207	227	.912	46	133	179	155	160	1	59	9	1207	17.5
90-91	39	1044	316	667	.474	86	94	.915	52	71	123	84	108	2	62	3	728	18.7
91-92	46	741	185	403	.459	82	94	.872	20	50	70	68	69	0	29	1	457	9.9

TOTALS 235 5277 1534 3179 .483 550 614 .896 159 364 523 497 524 4 222 18 3659 15.6
 Three-point field goals: '88-89, 20-69 (.290); '89-90, 6-46 (.130); '90-91, 10-33 (.303); '91-92, 5-16 (.313). Totals: 41-164 (.250).

PLAYOFFS	GP	MIN	FGM	FGA	PCT	FTM	FTA	PCT	OFF	DEF	REB	AST	PF	DQ	STL	BLK	PTS	AVG
1989	3	94	31	60	.517	15	15	1.000	2	3	5	4	11	0	3	0	77	25.7
1990	3	70	18	45	.400	6	6	1.000	4	5	9	6	4	0	1	0	42	14.0

TOTALS 6 164 49 105 .466 21 21 1.000 6 8 14 10 15 0 4 0 119 19.8
 Three-point field goals: 1989, 0-4 (.000); 1990, 0-1 (.000). Totals: 0-5 (.000).

BISON DELE (FORMERLY BRIAN WILLIAMS)

Height: 6-11 Weight: 260 Arizona '92 Born Apr. 6, 1969
 Acquired: By trade from Orlando on Aug. 19, 1993 Departed: Traded to L.A. Clippers on Sept. 19, 1995

YEAR	GP	MIN	FGM	FGA	PCT	FTM	FTA	PCT	OFF	DEF	REB	AST	PF	DQ	STL	BLK	PTS	AVG
93-94	80	1507	251	464	.541	137	211	.649	138	308	446	50	221	3	49	87	639	8.0
94-95	63	1261	196	333	.589	106	162	.654	98	200	298	53	210	7	38	43	498	7.9

TOTALS 143 2768 447 797 .561 242 373 .649 236 508 744 103 431 10 87 130 1137 8.0
 Three-point field goals: '93-94, 0-3 (.000).

PLAYOFFS	GP	MIN	FGM	FGA	PCT	FTM	FTA	PCT	OFF	DEF	REB	AST	PF	DQ	STL	BLK	PTS	AVG
1994	12	289	42	76	.553	27	41	.659	33	56	89	11	36	0	4	11	111	9.3
1995	3	44	10	18	.556	4	4	1.000	5	13	18	2	15	1	0	1	24	8.0

TOTALS 15 333 52 94 .553 31 45 .689 38 69 107 13 51 1 4 12 135 9.0
 Three-point field goals: 0-0.

KENNY DENNARD

Height: 6-8 Weight: 220 Duke '81 Born Oct. 18, 1958
 Acquired: By trade from Kansas City on Sept. 26, 1983 Departed: Waived on Feb. 25, 1984

YEAR	GP	MIN	FGM	FGA	PCT	FTM	FTA	PCT	OFF	DEF	REB	AST	PF	DQ	STL	BLK	PTS	AVG
83-84	43	413	36	99	.364	15	24	.625	37	64	101	45	83	0	23	8	90	2.1

Three-point field goals: 3-10 (.300).

YAKHOUBA DIAWARA

Height: 6-7 Weight: 225 Pepperdine '05 Born Aug. 29, 1982
 Acquired: Signed as a free agent on Aug. 26, 2006 Departed: Contract expired at end of '07-08 season

YEAR	GP	MIN	FGM	FGA	PCT	FTM	FTA	PCT	OFF	DEF	REB	AST	PF	DQ	STL	BLK	PTS	AVG
06-07	64	1177	100	292	.342	35	53	.660	27	83	110	55	132	0	30	7	284	4.4
07-08	54	542	55	134	.410	22	31	.710	23	39	62	37	61	1	8	3	153	2.8

TOTALS 118 1719 155 426 .364 57 84 .679 50 122 172 92 193 1 38 10 437 3.7
 Three-point field goals: '06-07, 49-170 (.288); '07-08, 21-66 (.318). Totals: 70-236 (.297).

PLAYOFFS	GP	MIN	FGM	FGA	PCT	FTM	FTA	PCT	OFF	DEF	REB	AST	PF	DQ	STL	BLK	PTS	AVG
2007	1	1	0	0	---	0	0	---	0	0	0	0	0	0	0	0	0	0.0
2008	3	8	2	5	.400	0	0	---	0	1	1	0	0	0	0	0	4	1.3

TOTALS 4 9 2 5 .400 0 0 --- 0 1 1 0 0 0 0 0 4 1.0
 Three-point field goals: 2008, 0-2 (.000)

MICHAEL DOLEAC

Height: 6-11 Weight: 262 Utah '98 Born Jun. 15, 1977
 Acquired: Claimed off waivers on Feb. 20, 2004 Departed: Contract expired at end of '03-04 season

YEAR	GP	MIN	FGM	FGA	PCT	FTM	FTA	PCT	OFF	DEF	REB	AST	PF	DQ	STL	BLK	PTS	AVG
03-04	26	344	40	97	.412	14	16	.875	28	48	76	14	58	0	6	6	94	3.6

Three-point field goals: 0-0.

PLAYOFFS	GP	MIN	FGM	FGA	PCT	FTM	FTA	PCT	OFF	DEF	REB	AST	PF	DQ	STL	BLK	PTS	AVG
2004	5	49	5	10	.500	0	0	---	2	5	7	3	8	0	0	0	10	2.0

Three-point field goals: 0-0.

JACKY DORSEY

Height: 6-7 Weight: 230 Georgia '78 Born Dec. 18, 1954
 Acquired: Signed as a free agent on Jun. 24, 1977 Departed: Waived on Nov. 14, 1977

YEAR	GP	MIN	FGM	FGA	PCT	FTM	FTA	PCT	OFF	DEF	REB	AST	PF	DQ	STL	BLK	PTS	AVG
77-78	7	37	3	12	.250	3	5	.600	5	15	20	2	9	0	2	2	9	1.3

PJ DOZIER

Height: 6-6 Weight: 205 South Carolina '17 Born Oct. 25, 1996
 Acquired: Signed as a free agent on Aug. 13, 2019 Departed: Traded to the Boston Celtics on Jan. 19, 2022

YEAR	GP	MIN	FGM	FGA	PCT	FTM	FTA	PCT	OFF	DEF	REB	AST	PF	DQ	STL	BLK	PTS	AVG
19-20	29	412	65	157	.414	21	29	.724	10	45	55	63	45	0	14	6	168	5.8
20-21	50	1088	148	355	.417	42	66	.636	35	147	182	92	86	0	31	22	385	7.7

TOTALS 79 1500 213 512 .416 63 95 .663 45 192 237 155 131 0 45 28 553 6.6
 Three-point field goals: '19-20, 17-49 (.347); '20-21, 47-149 (.315). Totals: 64-198 (.323).

PLAYOFFS	GP	MIN	FGM	FGA	PCT	FTM	FTA	PCT	OFF	DEF	REB	AST	PF	DQ	STL	BLK	PTS	AVG
2020	12	125	14	33	.424	8	14	.571	2	16	18	12	13	0	2	2	38	3.2

Three-point field goals: 2020, 2-8 (.250).





MAURICE “BO” ELLIS

Height: 6-9 Weight: 200 Marquette '77 Born Aug. 8, 1954
 Acquired: By trade from Washington on Oct. 11, 1977 Departed: Waived on Nov. 2, 1979
 Re-Acquired: Signed as a free agent on Nov. 24, 1979 Departed: Contract expired at the end of the '79-80 season

YEAR	GP	MIN	FGM	FGA	PCT	FTM	FTA	PCT	OFF	DEF	REB	AST	PF	DQ	STL	BLK	PTS	AVG
77-78	78	1213	133	320	.416	72	104	.692	114	190	304	73	208	2	49	47	338	4.3
78-79	42	269	42	92	.457	29	36	.806	17	45	62	10	45	0	10	13	113	2.7
79-80	48	502	61	136	.449	40	53	.755	51	65	116	30	67	1	10	24	164	3.4
TOTALS	168	1984	236	548	.431	141	193	.731	182	300	482	113	320	3	69	84	613	3.6
Three-point field goals: '79-80, 0-3 (.000).																		
PLAYOFFS	GP	MIN	FGM	FGA	PCT	FTM	FTA	PCT	OFF	DEF	REB	AST	PF	DQ	STL	BLK	PTS	AVG
1978	12	170	17	40	.425	12	15	.800	15	28	43	8	25	0	6	8	46	3.8
1979	3	24	2	6	.333	2	2	1.000	1	3	4	1	2	0	2	1	6	2.0
TOTALS	15	194	19	46	.413	14	17	.824	16	31	47	9	27	0	8	9	52	3.5

FRANCISCO ELSON

Height: 7-0 Weight: 235 California '99 Born Feb. 28, 1976
 Acquired: Drafted in the second round, No. 41 overall, in 1999 Departed: Contract expired at the end of '05-06 season

YEAR	GP	MIN	FGM	FGA	PCT	FTM	FTA	PCT	OFF	DEF	REB	AST	PF	DQ	STL	BLK	PTS	AVG
03-04	62	875	94	199	.472	30	45	.667	65	138	203	32	145	2	35	39	218	3.5
04-05	67	939	101	216	.468	45	79	.570	61	140	201	34	129	1	34	41	248	3.7
05-06	72	1579	151	284	.532	49	74	.662	99	240	339	47	211	0	54	45	352	4.9
TOTALS	201	3393	346	699	.495	124	198	.626	225	518	743	113	485	3	123	125	818	4.1
Three-point field goals: '03-04, 0-1 (.000); '04-05, 1-3 (.333); '05-06, 1-5 (.200). Totals: 2-9 (.222)																		
PLAYOFFS	GP	MIN	FGM	FGA	PCT	FTM	FTA	PCT	OFF	DEF	REB	AST	PF	DQ	STL	BLK	PTS	AVG
2004	4	60	7	12	.583	1	2	.500	1	8	9	2	14	0	2	1	15	3.8
2005	1	6	0	1	.000	0	0	---	0	3	3	0	0	0	0	0	0	0.0
2006	5	75	3	5	.600	0	0	---	5	6	11	2	13	1	4	0	6	1.2
TOTALS	10	141	10	18	.556	1	2	.500	6	17	23	4	27	1	6	1	21	2.1
Three-point field goals: 0-0.																		

MELVIN ELY

Height: 6-10 Weight: 261 Fresno State '02 Born May 2, 1978
 Acquired: Signed as a free agent on Sept. 27, 2010 Departed: Contract expired at the end of '10-11 season

YEAR	GP	MIN	FGM	FGA	PCT	FTM	FTA	PCT	OFF	DEF	REB	AST	PF	DQ	STL	BLK	PTS	AVG
10-11	30	366	28	51	.549	13	21	.619	27	47	74	14	50	1	4	11	69	2.3
Three-point field goals: 0-0 (.000).																		

WAYNE ENGLESTAD

Height: 6-8 Weight: 245 UC-Irvine '88 Born Dec. 6, 1963
 Acquired: Signed as a free agent on Oct. 6, 1988 Departed: Waived on Dec. 27, 1988

YEAR	GP	MIN	FGM	FGA	PCT	FTM	FTA	PCT	OFF	DEF	REB	AST	PF	DQ	STL	BLK	PTS	AVG
88-89	11	50	11	29	.379	6	10	.600	5	11	16	7	12	0	1	0	28	2.5
Three-point field goals: 0-0 (.000).																		

ALEX ENGLISH

Height: 6-7 Weight: 190 South Carolina '76 Born Jan. 5, 1954
 Acquired: By trade from Indiana on Feb. 1, 1980 Departed: Contract expired at the end of '89-90 season

YEAR	GP	MIN	FGM	FGA	PCT	FTM	FTA	PCT	OFF	DEF	REB	AST	PF	DQ	STL	BLK	PTS	AVG
79-80	24	875	207	427	.485	96	126	.762	102	123	225	82	78	0	28	29	512	21.3
80-81	81	3093	768	1555	.494	390	459	.850	273	373	646	290	255	2	106	100	1929	23.8
81-82	82	3015	855	1553	.551	372	443	.840	210	348	558	433	261	2	87	120	2082	25.4
82-83	82	2988	959	1857	.516	406	490	.829	263	338	601	397	235	1	116	126	2326	28.4
83-84	82	2870	907	1714	.529	352	427	.824	216	248	464	406	252	3	83	95	2167	26.4
84-85	81	2924	939	1812	.518	383	462	.829	203	255	458	344	259	1	101	46	2262	27.9
85-86	81	3024	951	1888	.504	511	593	.862	192	213	405	320	235	1	73	29	2414	29.8
86-87	82	3085	965	1920	.503	411	487	.844	146	198	344	422	216	0	73	21	2345	28.6
87-88	80	2818	843	1704	.495	314	379	.828	166	207	373	377	193	1	70	23	2000	25.0
88-89	82	2990	924	1881	.491	325	379	.858	148	178	326	383	174	0	66	12	2175	26.5
89-90	80	2211	635	1293	.491	161	183	.880	119	167	286	225	130	0	51	23	1433	17.9
TOTALS	837	29893	8953	17604	.509	3721	4428	.840	2038	2648	4686	3679	2288	11	854	624	21645	25.9
Three-point field goals: '79-80, 2-3 (.667); '80-81, 3-5 (.600); '81-82, 0-8 (.000); '82-83, 2-12 (.167); '83-84, 1-7 (.143); '84-85, 1-5 (.200); '85-86, 1-5 (.200); '86-87, 4-15 (.267); '87-88, 0-6 (.000); '88-89, 2-8 (.250); '89-90, 2-5 (.400). Totals: 18-79 (.228).																		
PLAYOFFS	GP	MIN	FGM	FGA	PCT	FTM	FTA	PCT	OFF	DEF	REB	AST	PF	DQ	STL	BLK	PTS	AVG
1982	3	118	26	55	.473	6	7	.857	8	15	23	17	6	0	3	3	58	19.3
1983	7	270	67	150	.447	47	53	.887	20	24	44	42	21	0	4	7	181	25.9
1984	5	203	60	102	.588	25	28	.893	16	24	40	28	17	0	3	2	145	29.0
1985	14	536	163	304	.536	97	109	.890	36	56	92	63	40	1	17	4	423	30.2
1986	10	394	106	229	.463	61	71	.859	18	17	35	52	29	0	4	4	273	27.3
1987	3	76	25	49	.510	6	7	.857	10	4	14	10	9	1	0	0	56	18.7
1988	11	438	116	255	.455	35	43	.814	31	28	59	48	34	0	7	3	267	24.3
1989	3	108	32	62	.516	14	16	.875	8	5	13	11	6	0	1	0	78	26.0
1990	3	76	25	44	.568	9	11	.818	3	6	9	9	6	0	2	1	59	19.7
TOTALS	59	2219	620	1250	.496	300	345	.870	150	179	329	280	168	2	41	24	1540	26.1
Three-point field goals: 1983, 0-2 (.000); 1984, 0-1 (.000); 1986, 0-1 (.000); 1988, 0-3 (.000). Totals: 0-8 (.000)																		





MIKE EVANS

Height: 6-1 Weight: 170 Kansas State '78 Born Apr. 19, 1955
 Acquired: Drafted, No. 21 overall, in 1978 Departed: Traded to Kansas City on Jun. 26, 1978
 Re-Acquired: Signed out of the CBA on Jan. 12, 1983 Departed: Contract expired at end of 87-88 season

YEAR	GP	MIN	FGM	FGA	PCT	FTM	FTA	PCT	OFF	DEF	REB	AST	PF	DQ	STL	BLK	PTS	AVG
82-83	42	695	115	243	.473	33	41	.805	4	54	58	113	94	3	23	3	263	6.3
83-84	78	1687	243	564	.431	111	131	.847	23	115	138	288	175	2	61	4	629	8.1
84-85	81	1437	323	661	.489	113	131	.863	26	93	119	231	174	2	65	12	816	10.1
85-86	81	1389	304	715	.425	126	149	.846	30	71	101	177	159	1	61	1	773	9.5
86-87	81	1567	334	729	.458	96	126	.780	36	92	128	185	149	1	79	12	817	10.1
87-88	56	656	139	307	.453	30	37	.811	9	39	48	81	78	0	34	6	344	6.1

TOTALS 419 7431 1458 3219 .452 509 612 .831 128 464 592 1075 829 9 323 38 3642 9.1
 Three-point field goals: '82-83, 0-9 (.000); '83-84, 32-89 (.360); '84-85, 57-157 (.363); '85-86, 39-176 (.222); '86-87, 53-169 (.314); '87-88, 36-91 (.396). Totals: 217-691 (.314).

PLAYOFFS	GP	MIN	FGM	FGA	PCT	FTM	FTA	PCT	OFF	DEF	REB	AST	PF	DQ	STL	BLK	PTS	AVG
1983	8	183	36	74	.486	11	17	.647	2	17	19	38	20	0	5	0	86	10.8
1984	5	77	9	28	.321	4	4	1.000	1	2	3	12	13	0	0	0	23	4.6
1985	15	281	62	143	.434	14	17	.824	3	29	32	46	39	0	13	3	155	10.3
1986	10	204	30	82	.366	25	30	.833	6	14	20	25	19	0	10	3	92	9.2
1987	3	57	7	19	.368	2	2	1.000	2	5	7	8	6	0	3	0	18	6.0
1988	11	219	45	114	.395	14	15	.933	6	16	22	23	19	0	12	0	116	10.5

TOTALS 52 1021 189 460 .411 70 85 .824 20 83 103 152 116 0 43 6 490 9.4
 Three-point field goals: 1983, 3-10 (.300); 1984, 1-8 (.125); 1985, 17-51 (.333); 1986, 7-29 (.241); 1987, 2-7 (.286); 1988, 12-44 (.273). Totals: 42-149 (.282).

REGGIE EVANS

Height: 6-8 Weight: 245 Iowa '02 Born May 18, 1980
 Acquired: By trade from Seattle on Feb. 23, 2006 Departed: Traded to Philadelphia on Sept. 10, 2007

YEAR	GP	MIN	FGM	FGA	PCT	FTM	FTA	PCT	OFF	DEF	REB	AST	PF	DQ	STL	BLK	PTS	AVG
05-06	26	605	43	95	.453	49	97	.505	57	169	226	15	71	0	16	5	135	5.2
06-07	66	1127	117	215	.544	91	183	.497	156	304	460	45	144	0	42	16	325	4.9

Three-point field goals: 0-0.

PLAYOFFS	GP	MIN	FGM	FGA	PCT	FTM	FTA	PCT	OFF	DEF	REB	AST	PF	DQ	STL	BLK	PTS	AVG
2006	5	69	3	7	.429	13	18	.722	8	15	23	0	11	0	2	1	19	4.6

Three-point field goals: 0-2 (.000).

JOHN FAIRCHILD

Height: 6-8 Weight: 205 Brigham Young '65 Born Apr. 28, 1943

YEAR	GP	MIN	FGM	FGA	PCT	FTM	FTA	PCT	OFF	DEF	REB	AST	PF	DQ	STL	BLK	PTS	AVG
68-69	11	135	12	34	.353	16	24	.667	7	11	18	9	8	1	-	-	65	3.8

Three-point field goals: 0-0.

KENNETH FARIED

Height: 6-8 Weight: 228 Morehead State '11 Born Nov. 19, 1989
 Acquired: Drafted, No. 22 overall, in 2011 Departed: Traded to Brooklyn on July 13th, 2018

YEAR	GP	MIN	FGM	FGA	PCT	FTM	FTA	PCT	OFF	DEF	REB	AST	PF	DQ	STL	BLK	PTS	AVG
11-12	46	1037	181	309	.586	109	164	.665	142	210	352	36	116	0	34	47	471	10.2
12-13	80	2248	380	689	.552	163	266	.613	260	474	734	77	234	1	81	83	923	11.5
13-14	80	2178	447	820	.545	202	311	.650	238	446	684	96	193	0	70	69	1096	13.7
14-15	75	2086	373	736	.507	199	288	.691	242	426	668	89	211	2	62	57	946	12.6
15-16	67	1694	349	626	.558	136	222	.613	235	346	581	79	169	0	32	60	835	12.5
16-17	61	1296	228	416	.548	131	189	.693	183	279	462	55	124	0	43	40	587	9.6
17-18	32	461	76	148	.514	36	51	.706	68	85	153	18	51	0	12	13	188	5.9

TOTALS 441 11000 2034 3744 .543 976 1491 .655 1368 2266 3634 450 1098 3 334 369 5046 11.4
 Three-point field goals: '11-12, 0-0 (---); '12-13, 0-0 (---); '13-14, 0-3 (.000); '14-15, 1-8 (.125); '15-16, 1-2 (.500); '16-17, 0-6 (.000); '17-18, 0-1 (.000). Totals: 2-20 (.100).

PLAYOFFS	GP	MIN	FGM	FGA	PCT	FTM	FTA	PCT	OFF	DEF	REB	AST	PF	DQ	STL	BLK	PTS	AVG
2012	7	192	32	60	.533	9	12	.750	25	45	70	4	20	0	5	8	73	10.4
2013	5	145	20	32	.625	11	15	.733	12	30	42	1	22	1	5	1	51	10.2

TOTALS 12 337 52 92 .565 20 27 .741 37 75 112 5 42 1 10 9 124 10.3
 Three-point field goals: 2012, 0-0 (---); 2013, 0-0 (---). Totals: 0-0 (---).

JIM FARMER

Height: 6-4 Weight: 203 Alabama '87 Born Sept. 23, 1964
 Acquired: Signed for the remainder of the season on Mar. 17, 1991 Departed: Contract expired at end of '90-91 season
 Re-Acquired: Signed the first of consecutive 10-day contracts Feb. 15, 1994 Departed: Released on Mar. 7, 1994

YEAR	GP	MIN	FGM	FGA	PCT	FTM	FTA	PCT	OFF	DEF	REB	AST	PF	DQ	STL	BLK	PTS	AVG
90-91	25	443	99	216	.458	46	63	.730	27	36	63	38	58	0	13	2	249	10.0
93-94	4	29	2	6	.333	0	0	---	0	2	2	4	3	0	0	0	4	1.0

TOTALS 29 472 101 222 .455 46 63 .730 27 38 65 42 61 0 13 2 253 8.7
 Three-point field goals: '90-91, 5-22 (.227); '93-94, 0-2 (.000). Totals: 5-24 (.208)





RAYMOND FELTON

Height: 6-1 Weight: 205 North Carolina '05 Born June 12, 1984
 Acquired: By trade from New York on Feb. 22, 2011 Departed: Traded to Portland on June 23, 2011

YEAR	GP	MIN	FGM	FGA	PCT	FTM	FTA	PCT	OFF	DEF	REB	AST	PF	DQ	STL	BLK	PTS	AVG
10-11	21	663	88	204	.431	37	60	.617	8	67	75	137	37	0	28	0	241	11.5
Three-point field goals: 28-61 (.459)																		
PLAYOFFS	GP	MIN	FGM	FGA	PCT	FTM	FTA	PCT	OFF	DEF	REB	AST	PF	DQ	STL	BLK	PTS	AVG
2011	5	151	18	50	.360	18	24	.750	0	9	9	21	10	0	6	0	58	11.6
Three-point field goals: 4-16 (.250).																		

RUDY FERNANDEZ

Height: 6-6 Weight: 185 Spain '08 Born Apr. 4, 1985
 Acquired: By trade from Dallas on Dec. 13, 2011 Departed: Contract expired at end of the '11-12 season

YEAR	GP	MIN	FGM	FGA	PCT	FTM	FTA	PCT	OFF	DEF	REB	AST	PF	DQ	STL	BLK	PTS	AVG
11-12	31	710	99	225	.440	30	43	.698	9	56	65	75	37	0	31	3	268	8.6
Three-point field goals: 40-122 (.328).																		

MATT FISH

Height: 6-11 Weight: 235 North Carolina-Wilmington '92 Born Nov. 18, 1969
 Acquired: Signed for the remainder of the season on Mar. 27, 1996 Departed: Contract expired at end of the '95-96 season

YEAR	GP	MIN	FGM	FGA	PCT	FTM	FTA	PCT	OFF	DEF	REB	AST	PF	DQ	STL	BLK	PTS	AVG
95-96	16	117	15	26	.577	10	18	.556	7	11	18	7	16	0	3	6	40	2.5
Three-point field goals: 0-0.																		

LUIS FLORES

Height: 6-2 Weight: 195 Manhattan '04 Born Apr. 11, 1981
 Acquired: By trade from Golden State on Feb. 24, 2005 Departed: Waived on Aug. 30, 2005

YEAR	GP	MIN	FGM	FGA	PCT	FTM	FTA	PCT	OFF	DEF	REB	AST	PF	DQ	STL	BLK	PTS	AVG
04-05	1	4	1	2	.500	0	0	---	1	0	1	0	0	0	0	0	3	3.0
Three-point field goals: 1-1 (1.000).																		

GARY FORBES

Height: 6-7 Weight: 220 Massachusetts '08 Born Feb. 25, 1985
 Acquired: Signed as a free agent on Sept. 24, 2010 Departed: Contract expired at end of 2010-11 season

YEAR	GP	MIN	FGM	FGA	PCT	FTM	FTA	PCT	OFF	DEF	REB	AST	PF	DQ	STL	BLK	PTS	AVG
10-11	63	790	124	273	.454	59	87	.678	28	88	116	49	77	0	23	6	326	5.2
Three-point field goals: 19-58 (.328)																		
PLAYOFFS	GP	MIN	FGM	FGA	PCT	FTM	FTA	PCT	OFF	DEF	REB	AST	PF	DQ	STL	BLK	PTS	AVG
2011	1	2	0	1	.000	0	0	-	0	1	1	0	0	0	0	0	0	0.0
Three-point field goals: 0-0.																		

DANNY FORTSON

Height: 6-7 Weight: 260 Cincinnati '98 Born Mar. 27, 1976
 Acquired: By trade from Milwaukee on Jun. 25, 1997 Departed: Traded to Boston on Aug. 3, 1999

YEAR	GP	MIN	FGM	FGA	PCT	FTM	FTA	PCT	OFF	DEF	REB	AST	PF	DQ	STL	BLK	PTS	AVG
97-98	80	1811	276	611	.452	263	339	.776	182	266	448	76	314	7	44	30	816	10.2
98-99	50	1417	191	386	.495	168	231	.727	210	371	581	32	212	9	31	22	550	11.0
TOTALS	130	3228	467	997	.468	431	570	.756	392	637	1029	108	526	16	75	52	1366	10.5
Three-point field goals: '97-98, 1-3 (.333); '98-99, 0-3 (.000). Totals: 1-6 (.167).																		

JIMMY FOSTER

Height: 6-1 Weight: 175 Connecticut '74 Born Dec. 16, 1951
 Acquired: By trade St. Louis on Aug. 22, 1975 Departed: Waived on Oct. 5, 1976

YEAR	GP	MIN	FGM	FGA	PCT	FTM	FTA	PCT	OFF	DEF	REB	AST	PF	DQ	STL	BLK	PTS	AVG
75-76	48	352	54	145	.372	39	64	.609	19	23	42	47	78	-	19	4	148	3.1
Three-point field goals: 1-8 (.125)																		
PLAYOFFS	GP	MIN	FGM	FGA	PCT	FTM	FTA	PCT	OFF	DEF	REB	AST	PF	DQ	STL	BLK	PTS	AVG
1976	2	13	5	8	.625	3	7	.429	1	1	2	1	4	x	1	0	13	6.5
Three-point field goals: 0-0																		

EVAN FOURNIER

Height: 6-6 Weight: 190 France '12 Born Oct. 29, 1992
 Acquired: Drafted in the first round, No. 20 overall, in 2012 Departed: Traded to Orlando on Jun. 27, 2014

YEAR	GP	MIN	FGM	FGA	PCT	FTM	FTA	PCT	OFF	DEF	REB	AST	PF	DQ	STL	BLK	PTS	AVG
12-13	38	428	75	152	.493	30	39	.769	6	29	35	44	65	0	19	1	202	5.3
13-14	76	1503	228	544	.419	93	123	.756	34	168	202	112	179	1	34	7	638	8.4
TOTALS	114	1931	303	696	.435	123	162	.759	40	197	237	156	244	1	53	8	840	7.4
Three-point field goals: '12-13, 22-54 (.406); '13-14, 89-237 (.376). Totals: 111-291 (.381)																		
PLAYOFFS	GP	MIN	FGM	FGA	PCT	FTM	FTA	PCT	OFF	DEF	REB	AST	PF	DQ	STL	BLK	PTS	AVG
2013	4	53	6	17	.353	7	8	.875	0	0	0	4	6	0	2	0	19	4.8
Three-point field goals: 0-8 (.000).																		





RANDY FOYE

Height: 6-4 Weight: 213 Villanova '06 Born Sept. 24, 1983
 Acquired: By trade from Utah on Jul. 10, 2013 Departed: Traded to OKC on Feb. 18, 2016

YEAR	GP	MIN	FGM	FGA	PCT	FTM	FTA	PCT	OFF	DEF	REB	AST	PF	DQ	STL	BLK	PTS	AVG
13-14	81	2485	361	875	.413	157	185	.849	36	196	232	287	205	4	67	39	1068	13.2
14-15	50	1087	148	402	.368	45	55	.818	9	76	85	119	97	0	34	11	435	8.7
15-16	54	1070	117	333	.351	39	47	.830	16	89	105	112	83	0	26	16	323	6.0
TOTALS	185	4642	626	1610	.389	241	287	.840	61	361	422	518	385	4	127	66	1826	9.9

Three-point field goals: '13-14, 189-498 (.380); '14-15, 94-263 (.357); '15-16, 50-169 (.296). Totals: 333-930 (.358)

JAMAAL FRANKLIN

Height: 6-5 Weight: 191 San Diego State '13 Born July 7, 1991
 Acquired: Signed as free agent on April 12, 2015 Departed: Waived on July 12, 2015

YEAR	GP	MIN	FGM	FGA	PCT	FTM	FTA	PCT	OFF	DEF	REB	AST	PF	DQ	STL	BLK	PTS	AVG
14-15	3	13	1	2	.500	0	0	---	1	1	2	3	4	0	0	1	3	1.0

Three-point field goals: 1-2 (.500).

COREY GAINES

Height: 6-4 Weight: 195 Loyola Marymount '88 Born June 1, 1965
 Acquired: Signed as a free agent on Aug. 22, 1990 Departed: Waived on Nov. 21, 1990

YEAR	GP	MIN	FGM	FGA	PCT	FTM	FTA	PCT	OFF	DEF	REB	AST	PF	DQ	STL	BLK	PTS	AVG
90-91	10	226	28	70	.400	22	26	.846	4	10	149	91	25	0	10	2	83	8.3

Three-point field goals: 0-0.

DANILO GALLINARI

Height: 6-10 Weight: 225 Emporio Armani Milano Born Aug. 8, 1988
 Acquired: By trade from New York on Feb. 2, 2011 Departed: Signed multi-year contract with the L.A. Clippers on Jul. 6, 2017

YEAR	GP	MIN	FGM	FGA	PCT	FTM	FTA	PCT	OFF	DEF	REB	AST	PF	DQ	STL	BLK	PTS	AVG
10-11	14	433	54	131	.412	78	101	.772	11	65	76	22	27	0	13	9	206	14.7
11-12	43	1351	193	466	.414	182	209	.871	28	174	202	116	86	0	42	23	628	14.6
12-13	71	2309	364	871	.418	286	348	.822	65	302	367	176	130	0	64	36	1149	16.2
14-15	59	1426	228	568	.401	171	191	.895	31	187	218	83	94	0	47	20	734	12.4
15-16	53	1839	287	700	.410	375	432	.868	52	229	281	135	87	1	42	19	1036	19.5
16-17	63	2134	335	750	.447	349	387	.902	39	286	325	135	93	0	40	15	1145	18.2
TOTALS	303	9492	1461	3486	.419	1441	1668	.864	226	1243	1469	667	517	1	248	122	4898	16.2

Three-point field goals: '10-11, 20-54 (.370); '11-12, 60-183 (.328); '12-13, 135-362 (.373); '14-15, 107-301 (.355); '15-16, 87-239 (.364); '16-17, 126-324 (.389); Totals: 535-1,463 (.366).

PLAYOFFS	GP	MIN	FGM	FGA	PCT	FTM	FTA	PCT	OFF	DEF	REB	AST	PF	DQ	STL	BLK	PTS	AVG
2011	5	148	19	44	.432	15	21	.714	1	16	17	10	17		4	0	60	12.0
2012	7	222	34	94	.362	22	24	.917	9	27	16	17	15		5	4	94	13.4
TOTALS	12	370	53	138	.384	37	45	.822	10	43	53	27	32		9	4	154	12.8

Three-point field goals: 2011, 7-15 (.467); 2012, 4-23 (.174); Totals: 11-38 (.289).

CHUCK GARDNER

Height: 6-8 Weight: 205 Colorado '66 Born Sept. 30, 1944

YEAR	GP	MIN	FGM	FGA	PCT	FTM	FTA	PCT	OFF	DEF	REB	AST	PF	DQ	STL	BLK	PTS	AVG
67-68	42	487	71	175	.406	55	79	.696	-	-	136	13	74	1	-	-	197	4.7

Three-point field goals: 0-4 (.000).

GARY GARLAND

Height: 6-4 Weight: 180 DePaul '79 Born Oct. 12, 1957
 Acquired: Drafted in the second round, No. 30 overall, in 1979 Departed: Waived on Sept. 19, 1980

YEAR	GP	MIN	FGM	FGA	PCT	FTM	FTA	PCT	OFF	DEF	REB	AST	PF	DQ	STL	BLK	PTS	AVG
79-80	78	1106	155	356	.435	18	26	.692	50	88	138	145	80	1	54	4	334	4.3

Three-point field goals: 6-19 (.316).

WINSTON GARLAND

Height: 6-2 Weight: 175 Southwest Missouri State '87 Born Dec. 19, 1964
 Acquired: By trade from L.A. Clippers on Jun. 26, 1992 Departed: Contract expired at end of '91-92 season

YEAR	GP	MIN	FGM	FGA	PCT	FTM	FTA	PCT	OFF	DEF	REB	AST	PF	DQ	STL	BLK	PTS	AVG
91-92	78	2209	333	750	.444	171	199	.859	67	123	190	411	206	1	98	22	846	10.8

Three-point field goals: 9-28 (.321).

DEAN GARRETT

Height: 6-11 Weight: 250 Indiana '88 Born Nov. 27, 1966
 Acquired: Signed as a free agent on Sept. 5, 1997 Departed: Traded to Minnesota on Jan. 21, 1999

YEAR	GP	MIN	FGM	FGA	PCT	FTM	FTA	PCT	OFF	DEF	REB	AST	PF	DQ	STL	BLK	PTS	AVG
97-98	82	2632	242	565	.428	114	176	.648	227	417	644	90	197	0	57	133	598	7.3

Three-point field goals: 0-0.

KIWANE GARRIS

Height: 6-2 Weight: 183 Illinois '97 Born Sept. 24, 1974
 Acquired: Signed out of the CBA on Nov. 24, 1997 Departed: Waived on Mar. 13, 1998

YEAR	GP	MIN	FGM	FGA	PCT	FTM	FTA	PCT	OFF	DEF	REB	AST	PF	DQ	STL	BLK	PTS	AVG
97-98	28	225	22	65	.338	19	25	.760	3	16	19	28	22	0	7	1	68	2.4

Three-point field goals: 5-14 (.357).





JOEY GRAHAM

Height: 6-7 Weight: 225 Oklahoma State '05 Born June 11, 1982
 Acquired: Signed as a free agent on Sept. 26, 2009 Departed: Contract expired at end of '09-10 season

YEAR	GP	MIN	FGM	FGA	PCT	FTM	FTA	PCT	OFF	DEF	REB	AST	PF	DQ	STL	BLK	PTS	AVG
09-10	63	759	105	202	.520	54	73	.740	39	84	123	22	104	0	23	7	266	4.2
Three-point field goals: 2-13 (.154).																		
PLAYOFFS																		
2010	4	29	10	17	.588	3	5	.600	4	6	10	0	6	1	2	1	24	6.0
Three-point field goals: 1-3 (.333).																		

GREG GRANT

Height: 5-7 Weight: 140 Trenton State (NJ) '89 Born Aug. 29, 1966
 Acquired: Signed the first of consecutive 10-day contracts on Mar. 14, 1995 Departed: Contract expired at end of '94-95 season
 Re-Acquired: Signed for the remainder of the season on Mar. 29, 1996 Departed: Contract expired at end of '95-96 season

YEAR	GP	MIN	FGM	FGA	PCT	FTM	FTA	PCT	OFF	DEF	REB	AST	PF	DQ	STL	BLK	PTS	AVG
94-95	14	151	10	33	.303	9	12	.750	2	7	9	43	20	1	6	2	31	2.2
95-96	10	109	6	23	.261	0	0	0	0	4	7	14	7	0	0	0	14	1.4
TOTALS	24	260	16	56	.286	9	12	.750	2	11	16	57	27	1	6	2	45	1.9
Three-point field goals: '94-95, 2-7 (.286); '95-96, 2-6 (.333). Totals: 4-13 (.308).																		
PLAYOFFS																		
1995	3	20	0	6	.000	2	2	1.000	3	0	3	5	5	0	1	0	2	0.7
Three-point field goals: 0-1 (.000).																		

JERAMI GRANT

Height: 6-8 Weight: 210 Syracuse '14 Born Mar. 12, 1994
 Acquired: By trade from Oklahoma City on Jul. 8, 2019 Departed: Contract expired at end of '19-20 season

YEAR	GP	MIN	FGM	FGA	PCT	FTM	FTA	PCT	OFF	DEF	REB	AST	PF	DQ	STL	BLK	PTS	AVG
19-20	71	1892	303	634	.478	147	196	.750	58	190	248	88	154	0	50	57	851	12.0
Three-point field goals: '19-20, 98-252 (.389).																		
PLAYOFFS																		
2020	19	653	71	175	.406	48	54	.889	8	55	63	25	59	1	11	15	221	11.6
Three-point field goals: 2020, 31-95 (.326).																		

ERICK GREEN

Height: 6-3 Weight: 178 Virginia Tech '14 Born May 9, 1991
 Acquired: By trade from Utah on Jun. 27, 2013 Departed: Waived on Nov. 7, 2015

YEAR	GP	MIN	FGM	FGA	PCT	FTM	FTA	PCT	OFF	DEF	REB	AST	PF	DQ	STL	BLK	PTS	AVG
14-15	43	410	61	162	.377	10	12	.833	0	24	31	39	26	0	12	0	146	3.4
15-16	3	7	0	1	.000	0	0	0	0	1	1	1	0	0	0	0	0	0.0
TOTALS	46	417	61	163	.374	10	12	.833	0	25	32	40	26	0	12	0	146	3.2
Three-point field goals: '14-15, 14-47 (.298); '15-16, 0-1 (.000). Totals: 14-48 (.292).																		

JAMYCHAL GREEN

Height: 6-8 Weight: 227 Alabama '12 Born Jun. 21, 1990
 Acquired: Signed as a free agent on 11/30/20 Departed: Traded to Oklahoma City Thunder on June 23, 2022

YEAR	GP	MIN	FGM	FGA	PCT	FTM	FTA	PCT	OFF	DEF	REB	AST	PF	DQ	STL	BLK	PTS	AVG
20-21	58	1120	173	374	.463	46	57	.807	85	192	277	53	144	1	26	22	471	8.1
Three-point field goals: '20-21, 79-198 (.399).																		
PLAYOFFS																		
2021	10	190	20	45	.444	8	9	.889	17	35	52	11	12	0	2	2	54	5.4
Three-point field goals: 2020, 6-20 (.300).																		

JEFF GREEN

Height: 6-8 Weight: 235 Georgetown '07 Born Aug. 28, 1986
 Acquired: Signed as free agent on Aug. 11, 2021 Departed: Signed contract with Houston Rockets on July 6, 2023

YEAR	GP	MIN	FGM	FGA	PCT	FTM	FTA	PCT	OFF	DEF	REB	AST	PF	DQ	STL	BLK	PTS	AVG
21-22	75	1849	277	529	.524	165	198	.833	41	190	231	96	151	2	28	27	772	10.3
22-23	56	1091	160	328	.488	87	117	.744	38	106	144	69	99	0	18	17	437	7.8
TOTALS	131	2940	437	857	.510	252	315	.800	79	296	375	165	250	2	46	44	1209	9.2
Three-point field goals: '21-22, 53-168 (.315); '22-23 30-104 (.288). Totals: 83-272 (.305).																		
PLAYOFFS																		
2022	5	113	6	17	.353	4	5	.800	7	11	18	2	6	0	3	2	19	3.8
2023	20	343	28	62	.452	17	19	.895	6	25	31	14	43	0	5	7	82	4.1
TOTALS	25	456	34	79	.430	21	24	.875	13	36	49	16	49	0	8	9	101	4.0
Three-point field goals: 2022, 3-8 (.375); 2023, 9-28 (.321). Totals: 12-36 (.333).																		

MIKE GREEN

Height: 6-10 Weight: 200 Louisiana Tech '73 Born Aug. 6, 1951
 Acquired: Signed as a free agent on Aug. 7, 1973 Departed: Traded to Virginia on Jul. 14, 1975

YEAR	GP	MIN	FGM	FGA	PCT	FTM	FTA	PCT	OFF	DEF	REB	AST	PF	DQ	STL	BLK	PTS	AVG
73-74	79	1648	367	799	.459	169	226	.748	225	359	584	64	191	x	47	126	904	11.4
74-75	81	2557	593	1095	.542	225	305	.738	282	467	749	101	271	x	85	174	1411	17.4
TOTALS	160	4205	960	1894	.507	394	531	.742	507	826	1333	165	462	x	132	300	2315	14.5
Three-point field goals: '73-74, 1-2 (.500); '74-75, 0-4 (.000). Totals: 1-6 (.166).																		
PLAYOFFS																		
1975	13	471	102	214	.477	53	68	.779	54	67	121	14	51	x	10	21	277	21.3
Three-point field goals: 0-1 (.000).																		

TAUREAN GREEN

Height: 6-1 Weight: 177 Florida '08 Born Nov. 28, 1986
 Acquired: By trade from Portland on Feb. 21, 2008 Departed: Traded to New York on July 28, 2008

YEAR	GP	MIN	FGM	FGA	PCT	FTM	FTA	PCT	OFF	DEF	REB	AST	PF	DQ	STL	BLK	PTS	AVG
07-08	17	74	7	25	.280	11	12	.917	0	10	10	11	5	0	2	0	27	1.6
Three-point field goals: 2-11 (.182).																		



**R.J. HAMPTON**

Height: 6-4 Weight: 175 Little Elm HS Born Feb. 7, 2001
Acquired: By trade from Milwaukee on 11/23/20 Departed: Traded to Orlando on 3/25/21

YEAR	GP	MIN	FGM	FGA	PCT	FTM	FTA	PCT	OFF	DEF	REB	AST	PF	DQ	STL	BLK	PTS	AVG
20-21	25	233	25	60	.417	9	12	.750	10	40	50	14	22	0	5	2	64	2.6

Three-point field goals: *20-21, 5-18 (.278).

BILL HANZLIK

Height: 6-7 Weight: 200 Notre Dame Born Dec. 6, 1957
Acquired: By trade from Seattle on Jul. 20, 1982 Departed: Contract expired at end of '90-91 season

YEAR	GP	MIN	FGM	FGA	PCT	FTM	FTA	PCT	OFF	DEF	REB	AST	PF	DQ	STL	BLK	PTS	AVG
82-83	82	1547	187	437	.428	125	160	.781	80	156	236	268	220	0	75	15	500	6.1
83-84	80	1469	132	306	.431	167	207	.807	66	139	205	252	255	6	68	19	434	5.4
84-85	80	1673	220	522	.421	180	238	.756	88	119	207	210	291	5	84	26	621	7.8
85-86	79	1982	331	741	.447	318	405	.785	88	176	264	316	277	2	107	16	988	12.5
86-87	73	1990	307	746	.412	316	402	.786	79	177	256	280	245	3	87	28	952	13.0
87-88	77	1334	109	287	.380	129	163	.791	39	132	171	166	185	1	64	17	350	4.5
88-89	41	701	66	151	.437	68	87	.782	18	75	93	86	82	1	25	5	201	4.9
89-90	81	1605	179	396	.452	136	183	.743	67	140	207	186	249	7	78	29	500	6.2
90-91	-----DNP - INJURY-----																	
TOTALS	593	12301	1531	3586	.426	1439	1845	.779	525	1114	1639	1764	1804	25	588	155	4546	7.6

Three-point field goals: *82-83, 1-7 (.143); *83-84, 3-12 (.250); *84-85, 1-15 (.067); *85-86, 8-41 (.195); *86-87, 22-80 (.275); *87-88, 3-16 (.188); *88-89, 1-5 (.200); *89-90, 6-31 (.194). Totals: 45-207 (.217).

PLAYOFFS	GP	MIN	FGM	FGA	PCT	FTM	FTA	PCT	OFF	DEF	REB	AST	PF	DQ	STL	BLK	PTS	AVG
1983	8	157	20	50	.400	14	17	.824	3	22	25	21	26	0	6	5	54	6.8
1984	5	82	11	19	.579	6	6	1.000	3	5	8	21	16	0	3	0	28	5.6
1985	15	310	45	92	.489	30	41	.732	24	22	46	33	57	2	14	6	120	8.0
1986	6	102	15	28	.536	13	16	.813	2	4	6	19	12	0	1	1	44	7.3
1987	3	76	8	25	.320	9	15	.600	0	6	6	7	6	0	4	0	25	8.3
1988	11	212	20	56	.357	18	26	.692	11	18	29	26	40	1	5	9	58	5.3
1989	3	106	14	33	.424	7	12	.583	6	14	20	9	13	0	5	2	38	12.7
1990	3	79	5	17	.294	10	10	1.000	5	5	10	11	13	1	5	2	21	7.0
TOTALS	54	1124	138	320	.431	107	143	.748	54	96	150	147	183	4	43	24	388	7.2

Three-point field goals: *83, 0-2 (.000); *84, 0-2 (.000); *85, 0-1 (.000); *86, 1-1 (1.000); *87, 0-2 (.000); *88, 0-8 (.000); *89, 3-6 (.500). Totals: 5-25 (.200).

TIM HARDAWAY

Height: 6-0 Weight: 195 Texas El-Paso '89 Born Sept. 1, 1966
Acquired: By trade from Dallas on Feb. 21, 2002 Departed: Waived on Jun. 25, 2002

YEAR	GP	MIN	FGM	FGA	PCT	FTM	FTA	PCT	OFF	DEF	REB	AST	PF	DQ	STL	BLK	PTS	AVG
01-02	14	325	47	126	.373	12	19	.632	1	26	27	77	25	0	17	2	134	9.6

Three-point field goals: 28-75 (.373).

ADAM HARRINGTON

Height: 6-5 Weight: 200 Auburn '03 Born Jul. 5, 1980
Acquired: Signed a 10-day contract on Mar. 23, 2003 Departed: Contract expired at end of '02-03 season

YEAR	GP	MIN	FGM	FGA	PCT	FTM	FTA	PCT	OFF	DEF	REB	AST	PF	DQ	STL	BLK	PTS	AVG
02-03	6	74	7	20	.350	1	2	.500	1	5	6	10	6	0	1	0	19	3.2

Three-point field goals: 4-11 (.364).

AL HARRINGTON

Height: 6-9 Weight: 245 St. Patrick HS '98 Born Feb. 17, 1980
Acquired: Signed as a free agent on Jul. 15, 2010 Departed: By trade to Orlando on Aug. 10, 2012

YEAR	GP	MIN	FGM	FGA	PCT	FTM	FTA	PCT	OFF	DEF	REB	AST	PF	DQ	STL	BLK	PTS	AVG
10-11	73	1665	281	675	.416	86	117	.735	76	256	332	101	202	4	39	10	765	10.5
11-12	64	1761	345	773	.446	119	176	.676	72	318	390	88	181	0	58	12	910	14.2
TOTALS	137	3426	626	1448	.432	205	293	.700	148	571	719	190	383	4	97	22	1675	12.2

Three-point field goals: *10-11, 117-328 (.357); *11-12, 101-303 (.333). Totals: 218-631 (.345).

PLAYOFFS	GP	MIN	FGM	FGA	PCT	FTM	FTA	PCT	OFF	DEF	REB	AST	PF	DQ	STL	BLK	PTS	AVG
2011	5	70	10	22	.455	3	4	.750	1	7	8	5	7	0	3	0	28	5.6
2012	7	163	24	75	.320	10	15	.667	7	30	37	6	13	0	3	1	68	9.7
TOTALS	12	233	34	97	.351	13	19	.684	8	37	45	11	20	0	6	1	96	8.0

Three-point field goals: 2011, 5-10 (.500); 2012, 10-35 (.286). Totals: 15-45 (.333).

LORINZA "JUNIOR" HARRINGTON

Height: 6-4 Weight: 190 Wisconsin '04 Born Oct. 2, 1980
Acquired: Signed as a free agent on Jul. 18, 2002 Departed: Waived on Oct. 27, 2003

YEAR	GP	MIN	FGM	FGA	PCT	FTM	FTA	PCT	OFF	DEF	REB	AST	PF	DQ	STL	BLK	PTS	AVG
02-03	82	2003	169	467	.362	73	112	.652	44	206	250	277	250	6	80	15	418	5.1

Three-point field goals: 7-28 (.250).

DEVIN HARRIS

Height: 6-3 Weight: 192 Wingate '02 Born Feb. 27, 1983
Acquired: By trade from Dallas on Feb. 8, 2018 Departed: Contract Expired on July 1, 2018

YEAR	GP	MIN	FGM	FGA	PCT	FTM	FTA	PCT	OFF	DEF	REB	AST	PF	DQ	STL	BLK	PTS	AVG
17-18	27	533	69	170	.406	49	58	.845	3	39	42	67	55	0	14	4	222	8.2

Three-point field goals: 35-102 (.343).





GARY HARRIS

Height: 6-4 Weight: 210 Michigan State '14 Born Sep. 14, 1994
 Acquired: By trade from Chicago on Jun.26, 2014 Departed: By trade to Orlando on 3/25/21

YEAR	GP	MIN	FGM	FGA	PCT	FTM	FTA	PCT	OFF	DEF	REB	AST	PF	DQ	STL	BLK	PTS	AVG
14-15	55	719	66	217	.304	35	47	.745	21	43	64	29	71	0	39	7	188	3.4
15-16	76	2439	359	765	.469	109	133	.820	54	166	220	147	143	0	97	18	932	12.3
16-17	57	1782	320	637	.502	104	134	.776	48	130	178	164	92	0	71	8	851	14.9
17-18	67	2304	440	908	.485	134	162	.827	37	139	176	194	119	0	122	15	1170	17.5
18-19	57	1639	270	637	.424	115	144	.799	41	119	160	127	113	0	55	19	737	12.9
19-20	56	1780	218	519	.420	75	92	.815	26	137	163	118	116	1	76	14	581	10.4
20-21	19	581	69	156	.442	22	30	.733	13	34	47	32	37	0	17	4	184	9.7
TOTALS	387	11244	1742	3839	.454	594	742	.801	240	768	1008	811	691	1	477	85	4643	12.0

Three-point field goals: '14-15, 21-103 (.204); '15-16, 105-297 (.354); '16-17, 107-255 (.420); '17-18, 156-394 (.396); '18-19, 82-242 (.339); '19-20, 70-210 (.333); '20-21, 24-75 (.320). Totals: 565-1576 (.359).

PLAYOFFS	GP	MIN	FGM	FGA	PCT	FTM	FTA	PCT	OFF	DEF	REB	AST	PF	DQ	STL	BLK	PTS	AVG
2019	14	517	73	158	.462	33	38	.868	9	49	58	32	38	1	12	8	199	14.2
2020	14	379	34	90	.378	17	22	.773	7	21	28	24	45	2	16	4	104	7.4
TOTALS	28	896	107	248	.431	50	60	.833	16	70	86	56	83	3	28	12	303	10.8

Three-point field goals: 2019, 20-57 (.351); 2020, 19-52 (.365). Totals: 39-109 (.358).

SHAQUILLE HARRISON

Height: 6-4 Weight: 190 Tulsa '16 Born Oct. 6, 1993
 Acquired: Signed to a two-way contract on 4/9/21 Departed: Contract Expired on 8/3/21

YEAR	GP	MIN	FGM	FGA	PCT	FTM	FTA	PCT	OFF	DEF	REB	AST	PF	DQ	STL	BLK	PTS	AVG
20-21	17	277	20	58	.345	13	16	.813	4	35	39	16	30		15	5	56	3.3

Three-point field goals: 3-14 (.214).

PLAYOFFS	GP	MIN	FGM	FGA	PCT	FTM	FTA	PCT	OFF	DEF	REB	AST	PF	DQ	STL	BLK	PTS	AVG
2021	9	40	3	4	.750	2	3	.667	0	8	8	3	3	0	3	3	9	1.0

Three-point field goals: 2021, 1-1 (1.000).

JASON HART

Height: 6-3 Weight: 180 Syracuse '00 Born Apr. 29, 1978
 Acquired: Signed as a free agent on Mar. 3, 2009 Departed: Contract expired at end of '08-09 season

YEAR	GP	MIN	FGM	FGA	PCT	FTM	FTA	PCT	OFF	DEF	REB	AST	PF	DQ	STL	BLK	PTS	AVG
08-09	11	36	5	10	.500	3	4	.750	1	3	4	5	4	0	0	0	13	1.2

Three-point field goals: 0-2 (.000).

PLAYOFFS	GP	MIN	FGM	FGA	PCT	FTM	FTA	PCT	OFF	DEF	REB	AST	PF	DQ	STL	BLK	PTS	AVG
2009	9	19	1	2	.500	0	0	---	0	3	3	5	5	0	2	1	2	0.2

Three-point field goals: 0-0.

ISAIAH HARTENSTEIN

Height: 7-0 Weight: 249 Germany Born May 5, 1998
 Acquired: Signed as a free agent on 11/30/20 Departed: Traded to Cleveland on 3/25/21

YEAR	GP	MIN	FGM	FGA	PCT	FTM	FTA	PCT	OFF	DEF	REB	AST	PF	DQ	STL	BLK	PTS	AVG
20-21	30	272	41	80	.513	22	36	.611	40	45	85	15	59	1	11	20	104	3.5

Three-point field goals: '20-21, 0-0 (.000).

DONNELL HARVEY

Height: 6-8 Weight: 220 Florida '03 Born Aug. 26, 1980
 Acquired: By trade from Dallas on Feb. 21, 2002 Departed: Contract expired at end of '02-03 season

YEAR	GP	MIN	FGM	FGA	PCT	FTM	FTA	PCT	OFF	DEF	REB	AST	PF	DQ	STL	BLK	PTS	AVG
01-02	29	679	94	191	.492	44	68	.647	68	113	181	32	88	1	17	19	232	8.0
02-03	77	1613	246	551	.446	118	176	.670	125	284	409	100	203	2	48	27	611	7.9
TOTALS	106	2292	340	742	.458	162	244	.664	193	397	590	132	291	3	65	46	843	7.8

Three-point field goals: '02-03, 1-7 (.143).

SCOTT HASTINGS

Height: 6-11 Weight: 245 Arkansas '82 Born Jun. 3, 1960
 Acquired: By trade from Detroit on Aug. 13, 1991 Departed: Contract expired at end of '92-93 season

YEAR	GP	MIN	FGM	FGA	PCT	FTM	FTA	PCT	OFF	DEF	REB	AST	PF	DQ	STL	BLK	PTS	AVG
91-92	40	421	17	50	.340	24	28	.857	30	68	98	26	56	0	10	15	58	1.5
92-93	76	670	57	112	.508	40	55	.727	44	93	137	34	115	1	12	8	156	2.1
TOTALS	116	1091	74	162	.458	64	83	.771	74	161	235	60	171	1	22	23	214	1.8

Three-point field goals: '91-92, 0-9 (.000); '92-93, 2-8 (.250). Totals: 2-17 (.117).

SPENCER HAYWOOD

Height: 6-9 Weight: 225 Detroit '67 Born Apr. 22, 1949
 Acquired: Drafted in the first round in 1970 Departed: Signed with Seattle of the NBA

YEAR	GP	MIN	FGM	FGA	PCT	FTM	FTA	PCT	OFF	DEF	REB	AST	PF	DQ	STL	BLK	PTS	AVG
69-70	84	3808	986	1987	.496	547	705	.776	533	1104	1637	190	221	1	-	-	2519	30.0

Three-point field goals: 0-11 (.000).

PLAYOFFS	GP	MIN	FGM	FGA	PCT	FTM	FTA	PCT	OFF	DEF	REB	AST	PF	DQ	STL	BLK	PTS	AVG
1970	12	568	185	362	.511	69	83	.831	79	158	237	39	31	0	-	-	440	36.7

Three-point field goals: 1-5 (.200).





JUANCHO HERNANGOMEZ

Height: 6-9 Weight: 230 Spain Born Sep. 28, 1995
 Acquired: Drafted in the first round (15th overall) in 2016 Departed: Traded to Minnesota on Feb. 5, 2020

YEAR	GP	MIN	FGM	FGA	PCT	FTM	FTA	PCT	OFF	DEF	REB	AST	PF	DQ	STL	BLK	PTS	AVG
16-17	62	842	101	224	.451	57	76	.750	43	144	187	29	62	0	30	12	305	4.9
17-18	25	277	29	75	.387	10	12	.833	18	36	54	12	25	0	6	3	82	3.3
18-19	70	1358	138	314	.439	66	86	.767	64	201	265	55	94	0	27	24	408	5.8
19-20	34	422	38	110	.345	15	25	.640	24	71	95	22	29	0	5	5	107	3.1
TOTALS	191	2899	306	723	.423	149	199	.749	149	149	452	601	210	0	68	44	902	4.7

Three-point field goals: '16-17, 46-113 (.407); '17-18, 14-50 (.280); '18-19, 66-181 (.365); '19-20, 15-60 (.250). Totals: 141-404 (.349).

PLAYOFFS	GP	MIN	FGM	FGA	PCT	FTM	FTA	PCT	OFF	DEF	REB	AST	PF	DQ	STL	BLK	PTS	AVG
2019	5	15	1	3	.333	0	0	---	0	3	3	0	2	0	0	0	3	0.6

Three-point field goals: 2019, 1-2 (.500).

CHRIS HERREN

Height: 6-2 Weight: 197 Fresno State '99 Born Sept. 27, 1975
 Acquired: Drafted, No. 33 overall, in 1999 Departed: Traded to Boston on Oct. 16, 2000

YEAR	GP	MIN	FGM	FGA	PCT	FTM	FTA	PCT	OFF	DEF	REB	AST	PF	DQ	STL	BLK	PTS	AVG
99-00	45	597	45	124	.363	27	40	.675	12	40	52	111	74	0	15	2	141	3.1

Three-point field goals: 24-67 (.358).

CARL HERRERA

Height: 6-9 Weight: 225 Houston '91 Born Dec. 14, 1966
 Acquired: Signed as a free agent on Mar. 3, 1999 Departed: Contract expired at end of '98-99 season

YEAR	GP	MIN	FGM	FGA	PCT	FTM	FTA	PCT	OFF	DEF	REB	AST	PF	DQ	STL	BLK	PTS	AVG
98-99	24	265	27	63	.429	5	9	.556	20	34	54	1	37	0	12	7	59	2.5

Three-point field goals: 0-1 (.000).

DAN HESTER

Height: 6-8 Weight: 220 Louisiana State '70 Born Nov. 8, 1948
 Acquired: Drafted in the fifth round in 1970

YEAR	GP	MIN	FGM	FGA	PCT	FTM	FTA	PCT	OFF	DEF	REB	AST	PF	DQ	STL	BLK	PTS	AVG
70-71	35	462	79	207	.382	42	51	.824	75	123	198	30	66	1	-	-	205	5.9

Three-point field goals: 5-11 (.455).

ROY HIBBERT

Height: 7-2 Weight: 270 Georgetown '08 Born Dec. 11, 1986
 Acquired: By trade from Milwaukee on Feb. 2, 2017 Departed: Became a free agent on Jul. 1, 2017

YEAR	GP	MIN	FGM	FGA	PCT	FTM	FTA	PCT	OFF	DEF	REB	AST	PF	DQ	STL	BLK	PTS	AVG
16-17	6	11	2	3	.667	0	0	.000	1	1	2	1	3	0	0	2	4	0.7

Three-point field goals: 0-0 (.000).

PHIL HICKS

Height: 6-7 Weight: 205 Tulane '76 Born Jan. 31, 1953
 Acquired: Signed as a free agent on Nov. 13, 1978 Departed: Waived on Jan. 12, 1979

YEAR	GP	MIN	FGM	FGA	PCT	FTM	FTA	PCT	OFF	DEF	REB	AST	PF	DQ	STL	BLK	PTS	AVG
78-79	20	128	18	43	.419	3	5	.600	13	15	28	8	20	0	5	0	39	2.0

J.J. HICKSON

Height: 6-9 Weight: 242 North Carolina State '08 Born Sept. 4, 1988
 Acquired: Signed as free agent on Jan. 12, 2013 Departed: Waived on Feb. 9, 2016

YEAR	GP	MIN	FGM	FGA	PCT	FTM	FTA	PCT	OFF	DEF	REB	AST	PF	DQ	STL	BLK	PTS	AVG
13-14	69	1859	332	654	.508	150	290	.517	206	426	632	96	177	0	47	51	814	11.8
14-15	73	1411	218	459	.475	116	201	.577	150	302	452	57	136	0	36	35	552	7.6
15-16	20	305	55	109	.505	27	59	.458	22	65	87	16	35	0	10	12	137	6.9
TOTALS	162	3575	605	1222	.495	293	550	.533	278	793	1171	169	348	0	93	98	1503	9.3

Three-point field goals: '13-14, 0-8 (.000); '14-15, 0-2 (.000); '15-16, 0-0. Totals: 0-10 (.000).

MIKE HIGGINS

Height: 6-9 Weight: 220 Northern Colorado '89 Born Feb. 17, 1967
 Acquired: Signed to the first of consecutive 10-day contracts on Dec. 29, 1989 Departed: Released on Jan. 19, 1990

YEAR	GP	MIN	FGM	FGA	PCT	FTM	FTA	PCT	OFF	DEF	REB	AST	PF	DQ	STL	BLK	PTS	AVG
89-90	5	32	3	8	.375	7	8	.875	1	2	3	2	1	0	1	0	13	2.6

Three-point field goals: 0-0.





KENNY HIGGS

Height: 6-0 Weight: 185 Louisiana State '77 Born Jan. 31, 1955
 Acquired: Signed as a free agent on Dec. 8, 1980 Departed: Contract expired at the end of the '81-82 season

YEAR	GP	MIN	FGM	FGA	PCT	FTM	FTA	PCT	OFF	DEF	REB	AST	PF	DQ	STL	BLK	PTS	AVG
80-81	72	1689	209	474	.441	140	172	.814	24	121	145	408	243	5	101	6	562	7.8
81-82	76	1696	202	468	.432	161	197	.817	23	121	144	395	263	8	72	6	569	7.5
TOTALS	148	3385	411	942	.436	301	369	.816	47	242	289	803	506	13	173	12	1131	7.6

Three-point field goals: '80-81, 4-34 (.118); '81-82, 4-21 (.190). Totals: 8-55 (.145).

PLAYOFFS	GP	MIN	FGM	FGA	PCT	FTM	FTA	PCT	OFF	DEF	REB	AST	PF	DQ	STL	BLK	PTS	AVG
1982	3	54	8	21	.381	7	12	.583	1	2	3	6	12	0	3	0	23	7.7

Three-point field goals: 0-2 (.000).

WAYNE HIGHTOWER

Height: 6-9 Weight: 205 Kansas '62 Born Jan. 14, 1940
 Departed: Sold to Los Angeles on Sept. 9, 1969

YEAR	GP	MIN	FGM	FGA	PCT	FTM	FTA	PCT	OFF	DEF	REB	AST	PF	DQ	STL	BLK	PTS	AVG
67-68	74	2459	431	1126	.383	420	543	.773	-	-	536	143	237	5	-	-	1282	17.3
68-69	67	2318	311	762	.408	311	426	.730	155	486	641	203	241	5	-	-	933	13.9
TOTALS	141	4777	742	1888	.393	731	969	.754	-	-	1177	346	478	10	-	-	2215	15.7

Three-point field goals: '67-68, 0-6 (.000); '68-69, 0-2 (.000). Totals: 0-8 (.000).

PLAYOFFS	GP	MIN	FGM	FGA	PCT	FTM	FTA	PCT	OFF	DEF	REB	AST	PF	DQ	STL	BLK	PTS	AVG
1968	5	209	35	100	.350	43	54	.796	-	-	44	11	25	2	-	-	113	22.6
1969	7	191	33	64	.515	25	33	.758	9	38	47	12	22	1	-	-	84	12.0
TOTALS	12	396	60	163	.368	77	99	.778	-	-	91	23	47	3	-	-	197	16.4

Three-point field goals: 1968, 0-1 (.000).

DARNELL HILLMAN

Height: 6-9 Weight: 215 San Jose State '71 Born Aug. 29, 1949
 Acquired: By trade from N.Y. Nets on Jan. 30, 1978 Departed: Traded to Kansas City on Jun. 26, 1978

YEAR	GP	MIN	FGM	FGA	PCT	FTM	FTA	PCT	OFF	DEF	REB	AST	PF	DQ	STL	BLK	PTS	AVG
77-78	33	746	104	209	.498	49	81	.605	73	166	239	53	130	4	14	37	257	7.8
TOTALS	33	746	104	209	.498	49	81	.605	73	166	239	53	130	4	14	37	257	7.8

PLAYOFFS	GP	MIN	FGM	FGA	PCT	FTM	FTA	PCT	OFF	DEF	REB	AST	PF	DQ	STL	BLK	PTS	AVG
1978	13	260	31	97	.392	11	15	.733	25	55	80	18	49	1	6	7	73	5.6

JULIUS HODGE

Height: 6-7 Weight: 210 North Carolina State '05 Born Nov. 18, 1983
 Acquired: Drafted, No. 20 overall, in 2005 Departed: Traded to Milwaukee on Jan. 11, 2007

YEAR	GP	MIN	FGM	FGA	PCT	FTM	FTA	PCT	OFF	DEF	REB	AST	PF	DQ	STL	BLK	PTS	AVG
05-06	14	33	5	13	.385	3	8	.375	5	2	7	6	7	0	2	0	13	0.9
06-07	4	37	2	5	.400	2	2	1.000	1	2	3	10	3	0	3	0	6	1.5
TOTALS	18	70	7	18	.389	5	10	.500	6	4	10	16	10	0	5	0	19	1.1

Three-point field goals: '05-06, 0-0; '06-07, 0-0. Totals: 0-0.

TOM HOOVER

Height: 6-10 Weight: 250 Villanova '63 Born Jan. 23, 1941
 Departed: Sold to Houston in May, 1968

YEAR	GP	MIN	FGM	FGA	PCT	FTM	FTA	PCT	OFF	DEF	REB	AST	PF	DQ	STL	BLK	PTS	AVG
67-68	70	1588	161	357	.451	128	206	.621	-	-	491	64	268	8	-	-	454	6.5
TOTALS	70	1588	161	357	.451	128	206	.621	-	-	491	64	268	8	-	-	454	6.5

Three-point field goals: 4-10 (.400).

PLAYOFFS	GP	MIN	FGM	FGA	PCT	FTM	FTA	PCT	OFF	DEF	REB	AST	PF	DQ	STL	BLK	PTS	AVG
1968	2	16	4	7	.571	5	7	.714	-	-	4	1	6	0	-	-	13	6.5

Three-point field goals: 0-0.

CEDRICK HORDGES

Height: 6-8 Weight: 220 South Carolina '80 Born Jan. 8, 1957
 Acquired: By trade from Chicago on Jun. 9, 1980 Departed: Contract expired at end of the '81-82 season

YEAR	GP	MIN	FGM	FGA	PCT	FTM	FTA	PCT	OFF	DEF	REB	AST	PF	DQ	STL	BLK	PTS	AVG
80-81	68	1599	221	480	.460	130	186	.699	120	338	458	104	226	4	33	19	572	8.4
81-82	77	1372	204	414	.493	116	199	.583	119	276	395	65	230	1	26	19	527	6.8
TOTALS	145	2971	425	894	.475	246	385	.639	239	614	853	169	456	5	59	38	1099	8.1

Three-point field goals: '80-81, 0-3 (.000); '81-82, 3-13 (.231). Totals: 3-16 (.188).

PLAYOFFS	GP	MIN	FGM	FGA	PCT	FTM	FTA	PCT	OFF	DEF	REB	AST	PF	DQ	STL	BLK	PTS	AVG
1982	3	45	8	19	.421	3	4	.750	2	11	13	2	4	0	1	0	19	6.3

Three-point field goals: 0-1 (.000).

RON HORN

Height: 6-7 Weight: 225 Indiana '59 Born May 24, 1938

YEAR	GP	MIN	FGM	FGA	PCT	FTM	FTA	PCT	OFF	DEF	REB	AST	PF	DQ	STL	BLK	PTS	AVG
67-68	1	6	0	2	.000	2	2	1.000	-	-	1	0	0	0	-	-	2	2.0
TOTALS	1	6	0	2	.000	2	2	1.000	-	-	1	0	0	0	-	-	2	2.0

Three-point field goals: 0-0.





JUWAN HOWARD

Height: 6-9 Weight: 260 Michigan '95 Born Feb. 7, 1973
 Acquired: By trade from Dallas on Feb. 21, 2002 Departed: Contract expired at end of the '02-03 season
 Acquired: Signed as a free agent on Oct. 3, 2008 Departed: Waived on Nov. 3, 2008

YEAR	GP	MIN	FGM	FGA	PCT	FTM	FTA	PCT	OFF	DEF	REB	AST	PF	DQ	STL	BLK	PTS	AVG
01-02	28	976	192	420	.457	117	152	.770	85	137	222	76	95	3	18	17	501	17.9
02-03	77	2730	567	1261	.450	282	351	.803	181	404	585	234	239	2	77	27	1418	18.4
08-09	3	22	1	2	.500	0	0	---	---	3	4	2	4	0	1	1	2	0.7
TOTALS	108	3728	760	1683	.452	399	503	.793	267	544	811	312	338	5	96	45	1921	17.8

Three-point field goals: '01-02, 0-1 (.000); '02-03, 2-4 (.500); '08-09, 0-0. Totals: 2-5 (.400).

MARKUS HOWARD

Height: 5-11 Weight: 180 Marquette '20 Born Mar. 3, 1999
 Acquired: Signed as a free agent on 11/30/20 Departed: Contract expired after 2021-22 season

YEAR	GP	MIN	FGM	FGA	PCT	FTM	FTA	PCT	OFF	DEF	REB	AST	PF	DQ	STL	BLK	PTS	AVG
20-21	37	205	40	106	.377	7	9	.778	1	20	21	18	23	0	4	1	105	2.8
Three-point field goals: '20-21, 18-65 (.277).																		
PLAYOFFS	GP	MIN	FGM	FGA	PCT	FTM	FTA	PCT	OFF	DEF	REB	AST	PF	DQ	STL	BLK	PTS	AVG
2021	9	112	15	37	.405	1	2	.500	1	6	7	4	10	0	0	1	42	4.7
Three-point field goals: 2021, 11-26 (.423).																		

EDDIE HUGHES

Height: 5-10 Weight: 165 Colorado State '82 Born May 26, 1960
 Acquired: Signed the first of consecutive 10-day contracts on Jan. 2, 1989 Departed: Contract expired at end of '89-90 season

YEAR	GP	MIN	FGM	FGA	PCT	FTM	FTA	PCT	OFF	DEF	REB	AST	PF	DQ	STL	BLK	PTS	AVG
88-89	26	224	28	64	.438	7	12	.583	6	13	19	35	30	0	17	2	70	2.7
89-90	60	892	83	202	.411	23	34	.676	15	55	70	116	87	0	48	1	209	3.5
TOTALS	86	1116	111	266	.417	30	46	.652	21	68	89	151	117	0	65	3	279	3.2

Three-point field goals: 88-89, 7-22 (.318); 89-90, 20-49 (.408). Totals: 27-71 (.333).

KIM HUGHES

Height: 6-11 Weight: 220 Wisconsin '74 Born Jun. 4, 1952
 Acquired: Signed as a free agent on Jul. 8, 1978 Departed: Traded to Cleveland on Oct. 30, 1980

YEAR	GP	MIN	FGM	FGA	PCT	FTM	FTA	PCT	OFF	DEF	REB	AST	PF	DQ	STL	BLK	PTS	AVG
78-79	81	1086	98	182	.538	18	45	.400	112	223	335	74	215	2	56	102	214	2.6
79-80	70	1208	102	202	.505	15	41	.366	125	201	326	74	184	3	66	77	219	3.1
80-81	8	159	11	25	.440	1	2	.500	19	31	50	11	33	2	11	14	23	2.9
TOTALS	159	2453	211	409	.516	34	88	.386	256	455	711	159	432	7	133	193	456	2.9

Three-point field goals: 0-0.

PLAYOFFS	GP	MIN	FGM	FGA	PCT	FTM	FTA	PCT	OFF	DEF	REB	AST	PF	DQ	STL	BLK	PTS	AVG
1979	3	35	1	2	.500	1	2	.500	3	8	11	0	8	0	3	0	3	1.0

STEVEN HUNTER

Height: 7-0 Weight: 240 DePaul Born Oct. 31, 1981
 Acquired: By trade from Philadelphia on Sept. 10, 2007 Departed: Traded to Memphis on Aug. 7, 2009

YEAR	GP	MIN	FGM	FGA	PCT	FTM	FTA	PCT	OFF	DEF	REB	AST	PF	DQ	STL	BLK	PTS	AVG
07-08	19	120	15	28	.536	9	20	.450	10	19	29	0	20	0	0	6	39	2.1
08-09	-----DNP- KNEE INJURY-----																	
TOTALS	19	120	15	28	.536	9	20	.450	10	19	29	0	20	0	0	6	39	2.1

Three-point field goals: 0-0.

PLAYOFFS	GP	MIN	FGM	FGA	PCT	FTM	FTA	PCT	OFF	DEF	REB	AST	PF	DQ	STL	BLK	PTS	AVG
2008	2	5	0	1	.000	0	0	---	0	2	2	0	0	0	0	0	0	0.0

Three-point field goals: 0-0.

BONES HYLAND

Height: 6-2 Weight: 169 Virginia Commonwealth Born Sep. 14, 2000
 Departed: Traded to Los Angeles on Feb. 9, 2023

YEAR	GP	MIN	FGM	FGA	PCT	FTM	FTA	PCT	OFF	DEF	REB	AST	PF	DQ	STL	BLK	PTS	AVG
21-22	69	1310	230	571	.403	107	125	.856	14	174	188	191	153	1	41	20	698	10.1
22-23	42	820	173	434	.399	71	82	.866	10	76	86	125	66	0	28	13	508	12.1
TOTALS	111	2130	403	1005	.402	178	207	.861	24	250	274	316	219	0	69	33	1206	10.9

Three-point field goals: '21-22, 131-358 (.366); '22-23, 91-241 (.378). Totals: 222-599 (.371).

PLAYOFFS	GP	MIN	FGM	FGA	PCT	FTM	FTA	PCT	OFF	DEF	REB	AST	PF	DQ	STL	BLK	PTS	AVG
20022	5	87	13	36	.361	12	14	.857	1	9	10	16	12	0	1	0	46	9.2

Three-point field goals: 0-0.

ANDRE IGUODALA

Height: 6-6 Weight: 207 Arizona '04 Born Jan. 28, 1984
 Acquired: By trade from Philadelphia on Aug. 10, 2012 Departed: Traded to Memphis on Aug. 7, 2009

YEAR	GP	MIN	FGM	FGA	PCT	FTM	FTA	PCT	OFF	DEF	REB	AST	PF	DQ	STL	BLK	PTS	AVG
12-13	80	2779	396	879	.451	155	270	.574	82	341	423	433	127	0	139	52	1038	13.0
Three-point field goals: 91-287 (.317).																		
PLAYOFFS	GP	MIN	FGM	FGA	PCT	FTM	FTA	PCT	OFF	DEF	REB	AST	PF	DQ	STL	BLK	PTS	AVG
2013	6	243	38	76	.500	18	25	.720	9	39	48	32	9	0	12	2	108	18.0
Three-point field goals: 14-29 (.483).																		

GEORGE IRVINE

Height: 6-6 Weight: 200 Washington '70 Born Feb. 1, 1948
 Acquired: By trade from Virginia on Jul. 14, 1975

YEAR	GP	MIN	FGM	FGA	PCT	FTM	FTA	PCT	OFF	DEF	REB	AST	PF	DQ	STL	BLK	PTS	AVG
75-76	3	14	2	6	.333	0	0	---	1	0	1	0	1	0	0	0	4	1.3
Three-point field goals: 0-1 (.000).																		





AVERY JOHNSON

Height: 5-10 Weight: 175 Southern University '88 Born March 25, 1965
 Acquired: By trade from Seattle on Oct. 24, 1990 Departed: Waived on Dec. 24, 1990
 Re-Acquired: Signed as a free agent on July 19, 2001 Departed: Traded to Dallas on Feb. 21, 2002

YEAR	GP	MIN	FGM	FGA	PCT	FTM	FTA	PCT	OFF	DEF	REB	AST	PF	DQ	STL	BLK	PTS	AVG
90-91	21	217	29	68	.426	21	32	.656	9	12	21	77	22	0	14	2	79	3.8
01-02	51	1200	186	383	.486	109	146	.747	14	50	64	258	69	0	35	8	481	9.4
TOTALS	72	1417	215	451	.477	130	178	.730	23	62	85	335	91	0	49	10	560	7.8

Three-point field goals: '90-91, 0-4 (.000); '01-02, 0-5 (.000). Totals: 0-9 (.000).

DERMARR JOHNSON

Height: 6-9 Weight: 201 Cincinnati '03 Born May 5, 1980
 Acquired: Signed as a free agent on Oct. 18, 2004 Departed: Contract expired at the end of '06-07 season

YEAR	GP	MIN	FGM	FGA	PCT	FTM	FTA	PCT	OFF	DEF	REB	AST	PF	DQ	STL	BLK	PTS	AVG
04-05	71	1232	185	371	.499	80	101	.792	43	108	151	75	140	0	43	18	503	7.1
05-06	58	924	132	306	.431	34	42	.810	19	77	96	55	86	0	25	26	354	6.1
06-07	39	419	50	154	.325	16	21	.762	10	47	57	17	39	0	16	12	135	3.5
TOTALS	168	2575	367	831	.442	130	164	.793	72	232	304	147	265	0	84	56	992	5.9

Three-point field goals: '04-05, 53-148 (.358); '05-06, 56-160, (.350); '06-07, 19-88 (.216). Totals: 128-396 (.323).

PLAYOFFS	GP	MIN	FGM	FGA	PCT	FTM	FTA	PCT	OFF	DEF	REB	AST	PF	DQ	STL	BLK	PTS	AVG
2005	4	78	11	20	.550	3	3	1.000	3	5	8	3	9	0	2	2	29	7.3
2006	3	34	3	13	.231	0	0	---	2	8	10	2	1	0	0	1	7	2.3
TOTALS	7	112	14	33	.424	3	3	1.000	5	13	18	5	10	0	2	3	36	5.1

Three-point field goals: 2005, 4-11 (.364); 2006, 1-10 (.100). Totals: 5-21 (.238).

ERVIN JOHNSON

Height: 6-11 Weight: 245 New Orleans '93 Born Dec. 21, 1967
 Acquired: Signed as a free agent on Jul. 23, 1996 Departed: Traded to Milwaukee on Jun. 25, 1997

YEAR	GP	MIN	FGM	FGA	PCT	FTM	FTA	PCT	OFF	DEF	REB	AST	PF	DQ	STL	BLK	PTS	AVG
96-97	82	2599	243	467	.520	96	156	.615	231	682	913	71	288	5	65	227	582	7.1

Three-point field goals: 0-2 (.000).

GEORGE JOHNSON

Height: 6-7 Weight: 218 St. John's '78 Born Dec. 8, 1956
 Acquired: By trade from Milwaukee on Oct. 19, 1979 Departed: Sold to Milwaukee on May 16, 1980

YEAR	GP	MIN	FGM	FGA	PCT	FTM	FTA	PCT	OFF	DEF	REB	AST	PF	DQ	STL	BLK	PTS	AVG
79-80	75	1938	309	649	.476	148	189	.783	190	394	584	157	260	4	84	67	768	10.2

Three-point field goals: 2-9 (.222).

NIKOLA JOKIĆ

Height: 7-0 Weight: 250 Serbia Born Feb. 19, 1995
 Acquired: Drafted in the second round (41st overall) in 2014 Currently on the team

YEAR	GP	MIN	FGM	FGA	PCT	FTM	FTA	PCT	OFF	DEF	REB	AST	PF	DQ	STL	BLK	PTS	AVG
15-16	80	1733	307	600	.512	154	190	.811	181	379	560	189	208	3	79	50	796	10.0
16-17	73	2038	494	854	.578	188	228	.825	212	506	718	359	214	1	61	55	1221	16.7
17-18	75	2443	504	1010	.499	266	313	.850	195	608	803	458	212	2	90	61	1385	18.5
18-19	80	2504	616	1206	.511	289	352	.821	228	637	865	580	228	2	108	55	1604	20.1
19-20	73	2336	565	1071	.528	246	301	.817	166	545	711	512	222	1	85	44	1456	19.9
20-21	72	2488	732	1293	.566	342	394	.868	205	575	780	599	192	0	95	48	1898	26.4
21-22	74	2476	764	1311	.583	379	468	.810	206	813	1019	584	191	0	109	63	2004	27.1
22-23	69	2323	646	1022	.632	341	415	.822	167	650	817	678	174	0	87	47	1690	24.5
TOTALS	596	18341	4628	8367	.553	2205	2661	.829	1560	4713	6273	3959	1641	9	714	423	12054	20.2

Three-point field goals: '15-16, 28-84 (.333); '16-17, 45-139, (.324); '17-18, 111-280 (.396); '18-19, 83-270 (.307); '19-20, 80-255 (.314); '20-21, 92-237 (.388); '21-22, 97-288 (.337); '22-23, 57-149, (.383). Totals: 593-1702 (.348).

PLAYOFFS	GP	MIN	FGM	FGA	PCT	FTM	FTA	PCT	OFF	DEF	REB	AST	PF	DQ	STL	BLK	PTS	AVG
2019	14	557	132	261	.506	66	78	.846	54	128	182	118	54	2	16	13	352	25.1
2020	19	694	178	343	.519	66	79	.835	37	150	187	109	68	0	20	15	464	24.4
2021	10	345	116	228	.509	46	55	.836	37	79	116	50	23	0	6	9	298	29.8
2022	5	171	61	106	.575	28	33	.848	17	49	66	29	20	0	8	5	155	31.0
2023	20	789	227	414	.548	111	139	.799	69	200	269	190	69	1	21	20	600	30.0
TOTALS	68	2556	714	1352	.528	317	384	.826	214	606	820	496	234	3	71	62	1869	27.5

Three-point field goals: 2019, 22-56 (.393); 2020, 42-98 (.429); 2021, 20-53 (.377); 2022, 5-18 (.278); 2023, 35-76 (.461). Totals: 124-301 (.412).

BOBBY RAY JONES

Height: 6-7 Weight: 215 Washington '06 Born Jan. 9, 1984
 Acquired: By trade from Philadelphia on Sept. 10, 2007 Departed: Waived on Jan. 7, 2008
 Re-acquired: Signed for the remainder of the season on Apr. 11, 2008 Departed: By trade to New York on Jul. 28, 2008

YEAR	GP	MIN	FGM	FGA	PCT	FTM	FTA	PCT	OFF	DEF	REB	AST	PF	DQ	STL	BLK	PTS	AVG
07-08	25	222	26	64	.406	23	28	.821	11	27	38	11	46	0	5	1	84	3.4

Three-point field goals: 9-23 (.391).





ROBERT “BOBBY” CLYDE JONES

Height: 6-9 Weight: 212 North Carolina '74 Born Dec. 18, 1951
 Acquired: Signed away from Carolina in 1974 Departed: Traded to Philadelphia on Aug. 16, 1978

YEAR	GP	MIN	FGM	FGA	PCT	FTM	FTA	PCT	OFF	DEF	REB	AST	PF	DQ	STL	BLK	PTS	AVG
74-75	84	2706	529	876	.604	187	269	.695	230	462	692	303	263	x	167	153	1245	14.8
75-76	83	2845	510	878	.581	215	308	.698	241	550	791	331	253	x	170	184	1235	14.9
76-77	82	2419	501	879	.570	236	329	.717	174	504	678	264	238	3	186	162	1238	15.1
77-78	75	2440	440	761	.578	208	277	.751	164	472	636	252	221	2	137	126	1088	14.5
TOTALS	324	10410	1980	3394	.583	846	1183	.759	809	1988	2797	1150	975	5	660	625	4806	14.8

Three-point field goals: 74-75, 0-1 (.000).

PLAYOFFS	GP	MIN	FGM	FGA	PCT	FTM	FTA	PCT	OFF	DEF	REB	AST	PF	DQ	STL	BLK	PTS	AVG
1975	13	428	69	129	.535	31	40	.775	35	76	111	38	49	x	12	12	169	13.0
1976	13	431	74	127	.583	30	41	.732	41	71	112	59	53	x	16	20	178	13.7
1977	6	187	31	64	.484	10	17	.588	11	24	35	21	25	1	17	14	72	12.0
1978	13	390	66	116	.569	34	46	.739	36	66	102	35	42	1	16	9	166	12.8
TOTALS	45	1436	240	436	.550	105	144	.729	123	237	360	153	169	2	61	55	585	13.0

Three-point field goals: 74-75, 0-1 (.000).

DAHNTAY JONES

Height: 6-6 Weight: 210 Duke '03 Born Dec. 27, 1980
 Acquired: Signed as a free agent on Jul. 30, 2008 Departed: Contract expired at the end of the '08-09 season

YEAR	GP	MIN	FGM	FGA	PCT	FTM	FTA	PCT	OFF	DEF	REB	AST	PF	DQ	STL	BLK	PTS	AVG
08-09	79	1426	154	336	.458	110	151	.728	58	110	168	78	199	0	49	19	429	5.4
Three-point field goals: 11-17 (.647).																		
PLAYOFFS	GP	MIN	FGM	FGA	PCT	FTM	FTA	PCT	OFF	DEF	REB	AST	PF	DQ	STL	BLK	PTS	AVG
2009	16	280	38	79	.481	33	43	.767	16	22	38	10	41	0	13	5	112	7.0
Three-point field goals: 3-12 (.250).																		

LARRY JONES

Height: 6-3 Weight: 180 Toledo '64 Born Sept. 22, 1942
 Departed: Traded to Miami in Jun. 1970

YEAR	GP	MIN	FGM	FGA	PCT	FTM	FTA	PCT	OFF	DEF	REB	AST	PF	DQ	STL	BLK	PTS	AVG
67-68	76	3085	602	1409	.427	530	683	.776	-	-	599	270	268	4	-	-	1742	22.9
68-69	75	3042	759	1631	.466	591	760	.778	165	328	493	258	273	3	-	-	2133	28.4
69-70	75	3027	625	1441	.434	579	732	.791	143	248	391	426	228	1	-	-	1870	24.9
TOTALS	226	9154	1986	4481	.443	1700	2175	.782	-	-	1483	954	769	8	-	-	5745	25.4
Three-point field goals: '67-68, 8-42 (.190); '68-69, 24-100 (.240); '69-70, 41-165 (.248). Totals: 73-307 (.238).																		
PLAYOFFS	GP	MIN	FGM	FGA	PCT	FTM	FTA	PCT	OFF	DEF	REB	AST	PF	DQ	STL	BLK	PTS	AVG
1968	1	41	12	20	.625	5	8	.625	-	-	4	4	5	0	-	-	29	29.0
1969	7	282	48	134	.358	55	76	.724	19	35	54	32	21	0	-	-	154	22.0
1970	12	535	113	207	.546	88	101	.871	23	41	64	76	41	0	-	-	319	26.6
TOTALS	20	858	173	361	.479	148	185	.800	-	-	122	112	67	0	-	-	502	25.1
Three-point field goals: 1969, 3-8 (.375); 1970, 5-20 (.250). Totals: 8-28 (.286).																		

RONALD “POPEYE” JONES

Height: 6-8 Weight: 250 Murray State '92 Born Jun. 17, 1970
 Acquired: By trade from Boston on Aug. 3, 1999 Departed: Traded to Washington on Sept. 25, 2000

YEAR	GP	MIN	FGM	FGA	PCT	FTM	FTA	PCT	OFF	DEF	REB	AST	PF	DQ	STL	BLK	PTS	AVG
99-00	40	330	44	104	.423	14	19	.737	41	62	103	19	50	1	3	6	104	2.6
Three-point field goals: 2-3 (.667).																		

STEVE “SNAPPER” JONES

Height: 6-5 Weight: 205 Oregon '64 Born Oct. 17, 1942
 Acquired: By trade from Carolina in Jan. 1974 Departed: Left as a free agent in 1974

YEAR	GP	MIN	FGM	FGA	PCT	FTM	FTA	PCT	OFF	DEF	REB	AST	PF	DQ	STL	BLK	PTS	AVG
73-74	42	1157	239	534	.448	84	109	.771	32	107	139	128	127	x	13	6	575	13.7
Three-point field goals: 13-36 (.361).																		

ADONIS JORDAN

Height: 5-11 Weight: 170 Kansas '93 Born Aug. 21, 1970
 Acquired: Signed a 10-day contract on Jan. 11, 1993 Departed: Released on Jan. 21, 1992

YEAR	GP	MIN	FGM	FGA	PCT	FTM	FTA	PCT	OFF	DEF	REB	AST	PF	DQ	STL	BLK	PTS	AVG
93-94	6	79	6	23	.261	0	0	---	3	3	6	19	6	0	0	1	15	2.5
Three-point field goals: 3-10 (.300).																		

DEANDRE JORDAN

Height: 6-11 Weight: 265 Texas A&M '08 Born July 21, 1988
 Acquired: Signed on July 11, 2022 Currently on the team

YEAR	GP	MIN	FGM	FGA	PCT	FTM	FTA	PCT	OFF	DEF	REB	AST	PF	DQ	STL	BLK	PTS	AVG
22-23	39	586	88	115	.765	22	48	.458	52	150	202	34	71	1	12	23	199	5.1
Three-point field goals: '22-23, 1-1 (.1000).																		
PLAYOFFS	GP	MIN	FGM	FGA	PCT	FTM	FTA	PCT	OFF	DEF	REB	AST	PF	DQ	STL	BLK	PTS	AVG
2023	4	14	2	3	.667	1	2	.500	0	4	4	1	2	0	0	1	5	1.3

GARTH JOSEPH

Height: 7-2 Weight: 306 College of St. Rose '97 Born Aug. 8, 1973
 Acquired: By trade from Toronto on Jan. 12, 2001 Departed: Waived on Jan. 29, 2001

YEAR	GP	MIN	FGM	FGA	PCT	FTM	FTA	PCT	OFF	DEF	REB	AST	PF	DQ	STL	BLK	PTS	AVG
00-01	2	8	0	3	.000	0	2	.000	0	0	0	0	0	0	0	1	0	0.0
Three-point field goals: 0-0.																		





RICH KELLEY

Height: 7-0 Weight: 240 Stanford '75 Born Mar. 23, 1953
 Acquired: By trade from Phoenix on Jun. 21, 1982 Departed: Traded to Utah on Feb. 7, 1983

YEAR	GP	MIN	FGM	FGA	PCT	FTM	FTA	PCT	OFF	DEF	REB	AST	PF	DQ	STL	BLK	PTS	AVG
82-83	38	565	59	141	.418	55	70	.786	61	111	172	59	115	3	21	18	173	4.6

Three-point field goals: 0-0.

TIM KEMPTON

Height: 6-10 Weight: 245 Notre Dame '86 Born Jan. 25, 1964
 Acquired: By trade from Charlotte on Sept. 11, 1989 Departed: Contract expired at end of '89-90 season

YEAR	GP	MIN	FGM	FGA	PCT	FTM	FTA	PCT	OFF	DEF	REB	AST	PF	DQ	STL	BLK	PTS	AVG
89-90	71	1061	153	312	.490	77	114	.675	51	167	218	118	144	2	30	9	383	5.4

Three-point field goals: 0-1 (.000).

PLAYOFFS	GP	MIN	FGM	FGA	PCT	FTM	FTA	PCT	OFF	DEF	REB	AST	PF	DQ	STL	BLK	PTS	AVG
1990	3	32	7	9	.778	4	4	1.000	1	4	5	4	8	0	0	0	18	6.0

Three-point field goals: 0-0.

JULIUS KEYE

Height: 6-10 Weight: 225 South Carolina State '69 Born Sept. 5, 1946
 Acquired: Drafted in the third five rounds in 1968 Departed: Traded to Memphis in Aug., 1974

YEAR	GP	MIN	FGM	FGA	PCT	FTM	FTA	PCT	OFF	DEF	REB	AST	PF	DQ	STL	BLK	PTS	AVG
69-70	77	1641	245	618	.396	116	193	.601	188	342	530	47	209	2	-	-	606	7.9
70-71	83	3634	505	1182	.427	212	317	.669	370	1084	1454	140	317	5	-	-	1222	14.7
71-72	84	2557	192	476	.403	108	174	.621	315	667	982	153	346	13	-	-	492	5.9
72-73	83	3016	163	375	.435	130	233	.558	275	617	892	180	269	3	58	226	459	5.5
73-74	79	2595	147	329	.447	57	84	.679	225	464	689	135	240	x	40	149	361	4.5
TOTALS	406	13443	1252	2980	.420	623	1001	.622	1373	3174	4547	655	1381	23	98	375	3131	7.7

Three-point field goals: '60-70, 0-7 (.000); '70-71, 0-5 (.000); '71-72, 0-2 (.000); '72-73, 3-8 (.375); '73-74, 1-5 (.200). Totals: 4-27 (.148).

PLAYOFFS	GP	MIN	FGM	FGA	PCT	FTM	FTA	PCT	OFF	DEF	REB	AST	PF	DQ	STL	BLK	PTS	AVG
1970	7	138	10	42	.238	3	6	.500	10	21	31	6	16	0	-	-	23	3.1
1972	7	302	27	59	.458	3	8	.375	45	68	113	20	30	1	-	-	57	8.1
1973	5	203	20	34	.588	9	17	.529	28	40	68	16	16	0	2	17	49	9.8
TOTALS	19	643	57	135	.422	15	31	.484	83	129	212	42	62	1	2	17	129	6.8

Three-point field goals: 1970, 0-1 (.000); 1973, 0-1 (.000). Totals: 0-2 (.000).

SEAN KILPATRICK

Height: 6-4 Weight: 210 Cincinnati '14 Born Jan. 6, 1990
 Acquired: Signed first of two 10-day contracts on Jan. 12, 2016 Departed: Contract expired on Feb. 2, 2016

YEAR	GP	MIN	FGM	FGA	PCT	FTM	FTA	PCT	OFF	DEF	REB	AST	PF	DQ	STL	BLK	PTS	AVG
15-16	8	82	8	21	.381	7	8	.875	2	4	6	3	7	0	2	0	27	3.4

Three-point field goals: 4-17 (.235).

JIMMY KING

Height: 6-5 Weight: 210 Michigan '95 Born Aug. 9, 1973
 Acquired: Signed for the remainder of the season on Apr. 5, 1997 Departed: Contract expired at end of '96-97 season

YEAR	GP	MIN	FGM	FGA	PCT	FTM	FTA	PCT	OFF	DEF	REB	AST	PF	DQ	STL	BLK	PTS	AVG
96-97	2	22	2	6	.333	2	4	.500	2	0	2	2	2	0	3	0	6	3.0

Three-point field goals: 0-0.

LINAS KLEIZA

Height: 6-8 Weight: 245 Missouri Born Jan. 3, 1985
 Acquired: By trade from Portland on Jun. 28, 2005 Departed: Signed with Olympiakos (Greece) as a restricted free agent in Aug. '09

YEAR	GP	MIN	FGM	FGA	PCT	FTM	FTA	PCT	OFF	DEF	REB	AST	PF	DQ	STL	BLK	PTS	AVG
05-06	61	519	77	173	.445	57	81	.704	38	78	116	15	87	0	10	13	213	3.5
06-07	79	1488	200	474	.422	115	135	.852	77	189	266	45	200	0	28	14	598	7.6
07-08	79	1889	311	659	.472	164	213	.770	92	241	333	95	181	0	44	19	880	11.1
08-09	82	1824	289	646	.447	148	204	.725	92	235	327	64	155	0	31	14	813	9.9
TOTALS	301	5720	877	1952	.449	484	633	.765	299	743	1042	219	623	0	113	60	2504	8.3

Three-point field goals: '05-06, 2-13 (.154); '06-07, 83-221 (.376); '07-08, 94-277 (.339); '08-09, 87-267 (.326). Totals: 266-778 (.342).

PLAYOFFS	GP	MIN	FGM	FGA	PCT	FTM	FTA	PCT	OFF	DEF	REB	AST	PF	DQ	STL	BLK	PTS	AVG
2006	3	14	3	8	.375	0	0	---	1	3	4	2	3	0	0	0	6	2.0
2007	5	66	3	13	.231	1	2	.500	0	8	8	2	6	0	0	0	8	1.6
2008	4	122	22	41	.537	9	13	.692	8	18	26	3	11	0	1	0	56	14.0
2009	14	210	31	66	.470	18	24	.750	8	37	45	7	17	0	5	1	97	6.9
TOTALS	26	412	59	128	.461	28	39	.718	17	66	83	14	37	0	6	1	167	6.4

Three-point field goals: 2006, 0-1 (.000); 2007, 1-6 (.167); 2008, 3-14 (.214); 2009, 17-40 (.425). Totals: 21-61 (.344).

JOE KOPICKI

Height: 6-9 Weight: 240 Detroit '82 Born Jun. 12, 1960
 Acquired: Signed as a free agent on Oct. 31, 1984 Departed: Waived on Oct. 22, 1985

YEAR	GP	MIN	FGM	FGA	PCT	FTM	FTA	PCT	OFF	DEF	REB	AST	PF	DQ	STL	BLK	PTS	AVG
84-85	42	308	50	95	.526	43	54	.796	29	57	86	29	58	0	13	1	145	3.5

Three-point field goals: 2-3 (.667).

PLAYOFFS	GP	MIN	FGM	FGA	PCT	FTM	FTA	PCT	OFF	DEF	REB	AST	PF	DQ	STL	BLK	PTS	AVG
1985	7	32	6	16	.375	9	17	.529	2	11	13	3	5	0	1	1	21	3.0

Three-point field goals: 0-0 (.000).





KOSTA KOUFOS

Height: 7-0 Weight: 265 Ohio St. '08 Born Feb. 24, 1989
 Acquired: By trade from Minnesota on Feb. 11, 2011 Departed: Traded to Memphis on June 27, 2013

YEAR	GP	MIN	FGM	FGA	PCT	FTM	FTA	PCT	OFF	DEF	REB	AST	PF	DQ	STL	BLK	PTS	AVG
10-11	11	98	21	42	.500	12	19	.632	15	18	33	0	9	0	2	5	54	4.9
11-12	48	792	115	192	.599	33	55	.600	95	163	258	15	96	1	24	41	263	5.5
12-13	81	1817	295	508	.581	58	104	.558	211	351	562	32	246	4	44	103	648	8.0
TOTALS	140	2707	431	742	.580	103	178	.578	321	532	853	47	351	5	70	149	965	6.9
PLAYOFFS	GP	MIN	FGM	FGA	PCT	FTM	FTA	PCT	OFF	DEF	REB	AST	PF	DQ	STL	BLK	PTS	AVG
2011	1	2	1	1	1.000	0	0	---	0	0	0	0	0	0	0	0	2	2.0
2012	3	26	1	3	.333	0	0	---	4	7	11	0	5	0	0	1	2	0.7
2013	6	100	7	19	.368	5	6	.833	9	12	21	3	13	0	3	4	20	3.3
TOTALS	10	128	9	23	.391	5	6	.833	13	19	32	3	18	0	3	5	24	2.4

ARVID KRAMER

Height: 6-9 Weight: 220 Augustana '79 Born Oct. 2, 1956
 Acquired: Signed to consecutive 10-day contracts on Mar. 2, 1980 Departed: Contract expired at end of '79-80 season

YEAR	GP	MIN	FGM	FGA	PCT	FTM	FTA	PCT	OFF	DEF	REB	AST	PF	DQ	STL	BLK	PTS	AVG
79-80	8	45	7	22	.318	2	2	1.000	6	6	12	3	8	0	0	5	16	2.0

Three-point field goals: 0-0.

JOHN KUESTER

Height: 6-2 Weight: 180 North Carolina '77 Born Feb. 6, 1955
 Acquired: Signed as a free agent on Oct. 15, 1978 Departed: Contract expired at end of '78-'79 season

YEAR	GP	MIN	FGM	FGA	PCT	FTM	FTA	PCT	OFF	DEF	REB	AST	PF	DQ	STL	BLK	PTS	AVG
78-79	33	212	16	52	.307	13	14	.929	5	8	13	37	29	0	18	1	45	1.4

RAEF LaFRENTZ

Height: 6-11 Weight: 240 Kansas '98 Born May 29, 1976
 Acquired: Drafted, No. 3 overall, in 1998 Departed: Traded to Dallas on Feb. 21, 2002

YEAR	GP	MIN	FGM	FGA	PCT	FTM	FTA	PCT	OFF	DEF	REB	AST	PF	DQ	STL	BLK	PTS	AVG
98-99	12	387	59	129	.457	36	48	.750	33	58	91	8	38	2	9	17	166	13.8
99-00	81	2435	392	879	.446	162	236	.686	170	471	641	97	292	6	42	180	1006	12.4
00-01	78	2457	387	812	.477	183	262	.698	173	434	607	107	290	9	37	206	1008	12.9
01-02	51	1668	307	659	.466	70	105	.667	117	262	379	60	173	5	31	153	759	14.9
TOTALS	222	6947	1145	2479	.462	451	651	.693	493	791	1718	272	793	22	119	556	2939	13.2

Three-point field goals: '98-99, 12-31 (.387); '99-00, 60-183 (.328); '00-01, 51-139 (.367); '01-02, 75-173 (.434). Totals: 198-526 (.376).

TOM LAGARDE

Height: 6-10 Weight: 220 North Carolina '77 Born Feb. 10, 1955
 Acquired: Drafted, No. 9 overall, in 1977 Departed: Traded to Seattle on June 9, 1978

YEAR	GP	MIN	FGM	FGA	PCT	FTM	FTA	PCT	OFF	DEF	REB	AST	PF	DQ	STL	BLK	PTS	AVG
77-78	77	868	96	237	.405	114	150	.760	75	139	214	47	146	1	17	17	306	4.0
PLAYOFFS	GP	MIN	FGM	FGA	PCT	FTM	FTA	PCT	OFF	DEF	REB	AST	PF	DQ	STL	BLK	PTS	AVG
1978	9	77	10	19	.526	5	7	.714	9	9	18	7	12	0	0	2	25	2.8

JEROME LANE

Height: 6-6 Weight: 230 Pittsburgh '88 Born Dec. 4, 1966
 Acquired: Drafted, No. 23 overall, in 1988 Departed: Waived on Nov. 23, 1991

YEAR	GP	MIN	FGM	FGA	PCT	FTM	FTA	PCT	OFF	DEF	REB	AST	PF	DQ	STL	BLK	PTS	AVG
88-89	54	550	109	256	.426	43	112	.384	87	113	200	60	105	1	20	4	261	4.8
89-90	67	956	145	309	.469	44	120	.367	144	217	361	105	189	1	53	17	334	5.0
90-91	62	1383	202	461	.438	58	141	.411	280	298	578	123	192	1	51	14	463	7.5
91-92	9	141	10	40	.250	8	19	.421	22	22	44	13	18	0	2	1	28	3.1
TOTALS	192	3030	466	1066	.437	153	392	.390	533	650	1183	301	504	3	126	36	1086	5.6

Three-point field goals: '88-89, 0-7 (.000); '89-90, 0-5 (.000); '90-91, 1-4 (.250). Totals: 1-16 (.062).

PLAYOFFS	GP	MIN	FGM	FGA	PCT	FTM	FTA	PCT	OFF	DEF	REB	AST	PF	DQ	STL	BLK	PTS	AVG
1989	2	21	2	7	.286	2	2	1.000	1	5	6	2	4	0	0	0	6	3.0
1990	2	14	0	3	.000	1	2	.500	1	1	2	4	4	0	0	0	1	0.5
TOTALS	4	35	2	10	.200	3	4	.750	1	6	7	4	8	0	0	0	7	1.8

Three-point field goals: 1990, 0-1 (.000).

PRIEST LAUDERDALE

Height: 7-4 Weight: 325 Central State (Ohio) '94 Born Aug. 31, 1973
 Acquired: By trade from Atlanta on Sept. 9, 1997 Departed: Contract expired at end of '97-98 season

YEAR	GP	MIN	FGM	FGA	PCT	FTM	FTA	PCT	OFF	DEF	REB	AST	PF	DQ	STL	BLK	PTS	AVG
97-98	39	345	53	127	.417	38	69	.551	27	73	100	21	63	0	7	17	144	3.7

Three-point field goals: 0-0.





CLIFF LEVINGSTON

Height: 6-8 Weight: 225 Wichita State '82 Born Jan. 4, 1961
Acquired: Signed as a free agent on Oct. 6, 1994 Departed: Contract expired at end of '94-95 season

YEAR	GP	MIN	FGM	FGA	PCT	FTM	FTA	PCT	OFF	DEF	REB	AST	PF	DQ	STL	BLK	PTS	AVG
94-95	57	469	55	130	.423	19	45	.422	49	75	124	27	93	0	13	20	129	2.3
Three-point field goals: 0-1 (.000).																		
PLAYOFFS	GP	MIN	FGM	FGA	PCT	FTM	FTA	PCT	OFF	DEF	REB	AST	PF	DQ	STL	BLK	PTS	AVG
1995	3	35	3	6	.500	1	2	.500	6	3	9	1	4	0	3	2	7	2.3
Three-point field goals: 0-0.																		

MARCUS LIBERTY

Height: 6-8 Weight: 208 Illinois '91 Born Oct. 27, 1968
Acquired: Drafted, No. 42 overall, in 1990 Departed: Traded to Detroit on Nov. 19, 1993

YEAR	GP	MIN	FGM	FGA	PCT	FTM	FTA	PCT	OFF	DEF	REB	AST	PF	DQ	STL	BLK	PTS	AVG
90-91	76	1171	216	513	.421	58	92	.630	117	104	221	64	153	2	48	19	507	6.7
91-92	75	1527	275	621	.443	131	180	.728	144	164	308	58	165	3	66	29	698	9.3
92-93	78	1585	252	620	.406	102	156	.654	131	204	335	105	143	0	64	21	628	8.1
93-94	3	11	4	7	.571	1	2	.500	0	5	5	2	5	0	0	0	9	3.0
TOTALS	232	4294	747	1761	.424	292	430	.679	292	477	869	229	466	5	178	69	1842	7.9
Three-point field goals: '90-91, 17-57 (.298); '91-92, 17-50 (.340); '92-93, 22-59 (.373); '93-94, 0-1 (.000); Totals: 56-167 (.335).																		

TODD LICHTI

Height: 6-4 Weight: 205 Stanford '89 Born Jan. 8, 1967
Acquired: Drafted, No. 15 overall, in 1989 Departed: Traded to Orlando on Aug. 19, 1993

YEAR	GP	MIN	FGM	FGA	PCT	FTM	FTA	PCT	OFF	DEF	REB	AST	PF	DQ	STL	BLK	PTS	AVG
89-90	79	1326	250	514	.486	130	174	.747	49	102	151	116	145	1	55	13	630	8.0
90-91	29	860	166	378	.439	59	69	.855	49	63	112	72	65	1	46	8	405	14.0
91-92	68	1176	173	376	.460	99	118	.839	36	82	118	74	131	0	43	12	446	6.6
92-93	48	752	124	276	.449	81	102	.794	35	67	102	52	60	0	28	11	331	6.9
TOTALS	224	4114	713	1544	.461	369	463	.796	169	314	401	314	301	2	172	44	1812	8.4
Three-point field goals: '89-90, 0-14 (.000); '90-91, 14-47 (.298); '91-92, 1-9 (.111); '92-93 2-6 (.333); Totals: 17-76 (.223).																		
PLAYOFFS	GP	MIN	FGM	FGA	PCT	FTM	FTA	PCT	OFF	DEF	REB	AST	PF	DQ	STL	BLK	PTS	AVG
1990	3	70	15	29	.517	14	19	.737	5	13	18	9	6	0	1	0	44	14.7
Three-point field goals: 0-1 (.000).																		

WILLIE LONG

Height: 6-8 Weight: 225 New Mexico '71 Born Mar. 1, 1950

YEAR	GP	MIN	FGM	FGA	PCT	FTM	FTA	PCT	OFF	DEF	REB	AST	PF	DQ	STL	BLK	PTS	AVG
72-73	56	1050	183	458	.400	138	177	.780	99	191	290	43	147	3	24	4	504	9.0
73-74	82	2058	383	925	.414	270	325	.831	197	269	466	100	244	x	54	13	1036	12.6
TOTALS	138	3108	566	1383	.409	408	502	.813	296	460	756	143	391	3	78	17	1540	11.2
Three-point field goals: '72-73, 0-2 (.000); '73-74, 0-2 (.000). Totals: 0-4 (.000).																		
PLAYOFFS	GP	MIN	FGM	FGA	PCT	FTM	FTA	PCT	OFF	DEF	REB	AST	PF	DQ	STL	BLK	PTS	AVG
1973	4	53	5	20	.250	5	6	.833	4	5	9	1	13	1	1	0	15	3.8
Three-point field goals: 0-0.																		

TYLER LYDON

Height: 6-10 Weight: 225 Syracuse '17 Born Apr. 9, 1996
Acquired: By trade from Utah on Jun. 22, 2017 Departed: Contract expired at end of '18-19 season

YEAR	GP	MIN	FGM	FGA	PCT	FTM	FTA	PCT	OFF	DEF	REB	AST	PF	DQ	STL	BLK	PTS	AVG
17-18	1	2	0	0	---	0	0	.000	0	0	0	0	0	0	0	0	0	0.0
18-19	25	94	9	18	.500	1	3	.333	7	11	18	6	10	0	2	0	23	0.9
TOTALS	26	96	9	18	.500	1	3	.333	7	11	18	6	10	0	2	0	23	0.9
Three-point field goals: '17-18, 0-0 (---); '18-19, 4-10 (.400). Totals: 4-10 (.400).																		

TREY LYLES

Height: 6-10 Weight: 234 Kentucky '15 Born Nov. 5, 1995
Acquired: By trade from Utah on Jun. 22, 2017 Departed: Contract expired at end of '18-19 season

YEAR	GP	MIN	FGM	FGA	PCT	FTM	FTA	PCT	OFF	DEF	REB	AST	PF	DQ	STL	BLK	PTS	AVG
17-18	73	1391	270	550	.491	101	143	.706	55	292	347	91	111	1	30	34	111	9.9
18-19	64	1120	207	495	.418	81	116	.698	44	202	246	87	93	0	30	23	93	8.5
TOTALS	137	2511	477	1045	.456	182	259	.703	99	494	593	178	204	1	60	57	204	9.3
Three-point field goals: '17-18, 83-218 (.381); '18-19, 51-200 (.255). Totals: 134-418 (.321).																		
PLAYOFFS	GP	MIN	FGM	FGA	PCT	FTM	FTA	PCT	OFF	DEF	REB	AST	PF	DQ	STL	BLK	PTS	AVG
2019	3	8	0	3	.000	0	0	---	1	0	1	2	1	0	0	0	0	0.0
Three-point field goals: 2019, 0-1 (.000). Totals: 0-1 (.000).																		

R.B. LYNAM

Height: 6-1 Weight: 200 Oklahoma Baptist '66 Born in 1944

YEAR	GP	MIN	FGM	FGA	PCT	FTM	FTA	PCT	OFF	DEF	REB	AST	PF	DQ	STL	BLK	PTS	AVG
67-68	7	39	5	17	.294	7	8	.875	-	-	5	0	10	0	-	-	17	2.4
Three-point field goals: 0-1 (.000).																		





LONNIE LYNN

Height: 6-7 Weight: 215 Wilberforce '66 Born May 24, 1943

YEAR	GP	MIN	FGM	FGA	PCT	FTM	FTA	PCT	OFF	DEF	REB	AST	PF	DQ	STL	BLK	PTS	AVG
69-70	12	140	20	46	.435	8	12	.667	15	35	50	4	18	0	-	-	48	4.0

Three-point field goals: 0-0.

DON MACLEAN

Height: 6-10 Weight: 235 UCLA '92 Born Jan. 16, 1970

Acquired: By trade from Washington on Oct. 30, 1995 Departed: Contract expired at end of '95-96 season

YEAR	GP	MIN	FGM	FGA	PCT	FTM	FTA	PCT	OFF	DEF	REB	AST	PF	DQ	STL	BLK	PTS	AVG
95-96	56	1107	233	547	.426	145	198	.732	62	143	205	89	105	1	21	5	625	11.2

Three-point field goals: 14-49 (.286).

MARK MACON

Height: 6-5 Weight: 185 Temple '91 Born Apr. 14, 1969

Acquired: Drafted, No. 8 overall, in 1992 Departed: Traded to Detroit on Nov. 19, 1993

YEAR	GP	MIN	FGM	FGA	PCT	FTM	FTA	PCT	OFF	DEF	REB	AST	PF	DQ	STL	BLK	PTS	AVG
91-92	76	2304	333	889	.375	135	185	.730	80	140	220	168	242	4	154	14	805	10.6
92-93	48	1141	158	381	.414	42	60	.700	33	70	103	126	135	2	69	3	358	7.5
93-94	7	126	14	45	.311	8	10	.800	3	4	7	11	17	0	6	1	36	5.1

TOTALS 131 3571 505 1315 .384 185 255 .725 126 214 330 305 394 6 229 18 1199 9.1

Three-point field goals: '91-92: 4-30 (.133); '92-93: 0-6 (.000); '93-94: 0-3 (.000); Totals: 4-39 (.103).

ROY MARBLE

Height: 6-6 Weight: 190 Iowa '89 Born Dec. 13, 1966

Acquired: Signed first of consecutive 10-day contracts on Jan. 21, 1994 Departed: Released on Feb. 11, 1994

YEAR	GP	MIN	FGM	FGA	PCT	FTM	FTA	PCT	OFF	DEF	REB	AST	PF	DQ	STL	BLK	PTS	AVG
93-94	5	32	2	12	.167	0	3	.000	3	5	8	1	1	0	0	2	4	0.8

Three-point field goals: 0-0.

SARUNAS MARCIULIONIS

Height: 6-5 Weight: 215 Lithuania Born Jun. 13, 1964

Acquired: By trade from Sacramento on Jun. 13, 1996 Departed: Contract expired at end of '96-97 season

YEAR	GP	MIN	FGM	FGA	PCT	FTM	FTA	PCT	OFF	DEF	REB	AST	PF	DQ	STL	BLK	PTS	AVG
96-97	17	255	38	101	.376	29	36	.806	12	18	30	25	38	0	12	1	116	6.8

Three-point field goals: 11-30 (.367).

KENYON MARTIN

Height: 6-9 Weight: 240 Cincinnati '00 Born Dec. 30, 1977

Acquired: By trade from New Jersey on July 15, 2004 Departed: Contract expired at end of '10-11 season

YEAR	GP	MIN	FGM	FGA	PCT	FTM	FTA	PCT	OFF	DEF	REB	AST	PF	DQ	STL	BLK	PTS	AVG
04-05	70	2275	444	907	.490	199	308	.646	146	365	511	170	228	4	100	78	1087	15.5
05-06	56	1545	297	600	.495	121	170	.712	93	260	353	79	171	1	43	52	720	12.9
06-07	2	62	8	16	.500	3	12	.250	6	14	20	1	10	0	0	0	19	9.5
07-08	71	2158	376	699	.538	123	212	.580	105	356	461	90	235	3	88	85	877	12.4
08-09	66	2110	318	648	.491	119	197	.604	81	314	395	132	201	1	96	74	769	11.7
09-10	58	1986	283	620	.456	93	167	.557	142	404	546	109	186	2	72	61	667	11.5
10-11	48	1233	185	362	.511	42	72	.583	67	230	297	109	136	2	43	35	414	8.6

TOTALS 367 11369 1911 3852 .496 700 1138 .615 640 1943 2583 690 1167 13 442 385 4553 12.4

Three-point field goals: '04-05, 0-12 (.000); '05-06, 5-22 (.227); '06-07, 0-1 (.000); '07-08, 2-11 (.182); '08-09, 14-38 (.368); '09-10, 8-29 (.276); '10-11, 2-9 (.222). Totals: 31-122 (.254).

PLAYOFFS	GP	MIN	FGM	FGA	PCT	FTM	FTA	PCT	OFF	DEF	REB	AST	PF	DQ	STL	BLK	PTS	AVG
2005	5	163	27	58	.466	8	13	.615	7	21	28	6	22	1	5	5	62	12.4
2006	2	34	4	13	.308	1	2	.500	6	3	9	1	5	0	4	2	9	4.5
2007	-----DNP - KNEE INJURY-----																	
2008	4	118	15	34	.441	5	8	.625	13	12	25	5	20	2	4	2	35	8.8
2009	16	538	75	151	.497	23	35	.657	24	70	94	34	60	3	18	14	174	10.9
2010	6	204	24	50	.480	12	19	.632	14	36	50	8	27	0	9	7	60	10.0
2011	5	148	24	50	.480	11	18	.611	6	33	39	8	18	0	2	2	59	11.8

TOTALS 38 1205 169 356 .478 60 95 .632 70 175 245 62 152 6 42 32 399 10.5

Three-point field goals: 2005, 0-1 (.000); 2006, 0-0; 2008, 0-0; 2009, 1-5 (.200); 2010, 0-1 (.000); 2011, 0-0. Totals: 1-7 (.143).

MAURICE "MO" MARTIN

Height: 6-6 Weight: 200 St. Joseph's (Pa) '86 Born Jul. 2, 1964

Acquired: Drafted, No. 16 overall, in 1986 Departed: Contract expired at end of '88-89 season

YEAR	GP	MIN	FGM	FGA	PCT	FTM	FTA	PCT	OFF	DEF	REB	AST	PF	DQ	STL	BLK	PTS	AVG
86-87	43	286	51	135	.378	42	66	.636	12	29	41	35	48	0	13	6	147	3.4
87-88	26	136	23	61	.377	10	21	.476	13	11	24	14	21	0	6	3	57	2.2
88-89	-----DNP - KNEE INJURY-----																	

TOTALS 69 422 74 196 .377 52 87 .598 25 40 65 49 69 0 19 9 204 2.9

Three-point field goals: '86-87, 3-15 (.200); '87-88, 1-4 (.250). Totals: 4-19 (.211).

PLAYOFFS	GP	MIN	FGM	FGA	PCT	FTM	FTA	PCT	OFF	DEF	REB	AST	PF	DQ	STL	BLK	PTS	AVG
1987	3	54	12	29	.414	7	12	.583	4	5	9	10	12	0	0	1	31	10.3
1988	3	9	1	5	.200	5	6	.833	0	1	1	0	1	0	0	1	7	2.3
1989	-----DNP - KNEE INJURY-----																	

TOTALS 6 63 13 34 .382 12 18 .667 4 6 10 10 13 0 0 2 38 6.3

Three-point field goals: 1987, 0-1 (.000); 1988, 0-1 (.000). Totals: 0-2 (.000).





ANTHONY MASON

Height: 6-7 Weight: 250 Tennessee State '88 Born Dec. 14, 1966
 Acquired: Signed 10-day contract on Dec. 28, 1990 Departed: Released on Jan. 8, 1991

YEAR	GP	MIN	FGM	FGA	PCT	FTM	FTA	PCT	OFF	DEF	REB	AST	PF	DQ	STL	BLK	PTS	AVG
90-91	3	21	2	4	.500	6	8	.750	3	2	5	0	6	0	1	0	10	3.3

Three-point field goals: 0-0.

KELLY McCARTY

Height: 6-7 Weight: 200 Southern Mississippi '98 Born Aug. 24, 1975
 Acquired: Signed as a free agent on Jan. 22, 1999 Departed: Contract expired at end of '98-99 season

YEAR	GP	MIN	FGM	FGA	PCT	FTM	FTA	PCT	OFF	DEF	REB	AST	PF	DQ	STL	BLK	PTS	AVG
98-99	2	4	2	3	.667	0	0	---	2	1	3	0	0	0	0	0	4	2.0

Three-point field goals: 0-0.

TED McCLAIN

Height: 6-2 Weight: 190 Tennessee State '71 Born Aug. 30, 1947
 Acquired: By trade from N.Y. Nets on Sept. 15, 1976 Departed: Contract expired at end of '76-77 season

YEAR	GP	MIN	FGM	FGA	PCT	FTM	FTA	PCT	OFF	DEF	REB	AST	PF	DQ	STL	BLK	PTS	AVG
76-77	72	2002	245	551	.445	99	133	.744	52	177	229	324	255	9	106	13	589	8.2
PLAYOFFS	GP	MIN	FGM	FGA	PCT	FTM	FTA	PCT	OFF	DEF	REB	AST	PF	DQ	STL	BLK	PTS	AVG
1977	6	170	19	46	.413	6	8	.750	5	9	14	27	12	0	10	1	44	7.3

DAN McCLINTOCK

Height: 7-0 Weight: 270 Northern Arizona '00 Born Apr. 19, 1977
 Acquired: Signed from ABA 2000 on Apr. 4, 2001 Departed: Contract expired at end of '00-01 season

YEAR	GP	MIN	FGM	FGA	PCT	FTM	FTA	PCT	OFF	DEF	REB	AST	PF	DQ	STL	BLK	PTS	AVG
00-01	6	58	9	18	.500	0	5	.000	10	7	17	1	11	1	0	2	18	3.0

Three-point field goals: 0-0.

GEORGE McCLOUD

Height: 6-8 Weight: 230 Florida State '89 Born May 27, 1967
 Acquired: Signed as a free agent on Aug. 4, 1999 Departed: Traded to Washington on Oct. 24, 2002

YEAR	GP	MIN	FGM	FGA	PCT	FTM	FTA	PCT	OFF	DEF	REB	AST	PF	DQ	STL	BLK	PTS	AVG
99-00	78	2118	266	638	.417	148	181	.818	72	213	285	246	180	2	48	26	787	10.1
00-01	76	2007	250	655	.382	152	181	.840	55	169	224	279	165	1	53	27	729	9.6
01-02	69	1830	206	576	.358	132	163	.810	67	184	251	204	175	3	58	19	604	8.8
TOTALS	223	5955	722	1869	.386	432	525	.823	194	566	760	729	520	6	159	72	2120	9.5

Three-point field goals: '99-00, 107-283 (.378); '00-01, 77-234 (.329); '01-02, 60-222 (.270). Totals: 244-739 (.330).

JELANI McCOY

Height: 6-10 Weight: 245 UCLA Born Dec. 8, 1977
 Acquired: Signed as a free agent on Oct. 1, 2007
 Re-acquired: Signed as a free agent on Nov. 29, 2007
 Re-acquired: Signed as a free agent on Dec. 21, 2007
 Departed: Waived on Oct. 23, 2007
 Departed: Waived on Dec. 19, 2007
 Departed: Waived on Dec. 27, 2007

YEAR	GP	MIN	FGM	FGA	PCT	FTM	FTA	PCT	OFF	DEF	REB	AST	PF	DQ	STL	BLK	PTS	AVG
07-08	6	33	1	1	1.000	1	2	.500	1	6	7	0	7	0	0	5	3	0.5

Three-point field goals: 0-0.

ANTONIO McDYESS

Height: 6-9 Weight: 245 Alabama '97 Born Sept. 7, 1974
 Acquired: By trade from the L.A. Clippers on Jun. 28, 1995
 Re-Acquired: Signed as a free agent on Jan. 22, 1999
 Re-Acquired: By trade from Detroit on Nov. 3, 2008
 Departed: Traded to Phoenix on Oct. 1, 1997
 Departed: Traded to New York on Jun. 26, 2002
 Departed: Waived on Nov. 10, 2008

YEAR	GP	MIN	FGM	FGA	PCT	FTM	FTA	PCT	OFF	DEF	REB	AST	PF	DQ	STL	BLK	PTS	AVG
95-96	76	2280	427	881	.485	166	243	.683	229	343	572	75	250	4	54	114	1020	13.4
96-97	74	2565	536	1157	.463	274	387	.708	155	382	537	106	276	9	62	126	1352	18.3
98-99	50	1937	415	882	.471	230	338	.680	168	369	537	82	175	5	73	115	1061	21.2
99-00	81	2698	614	1211	.507	323	516	.626	234	451	685	159	316	12	69	139	1551	19.1
00-01	70	2555	577	1165	.495	304	434	.700	240	605	845	146	220	2	43	102	1458	20.8
01-02	10	236	43	75	.573	27	33	.818	18	37	55	18	20	0	10	8	113	11.3
08-09	-----INACTIVE-----																	
TOTALS	361	12271	2612	5371	.486	1324	1951	.679	1044	2187	3231	586	1257	32	311	604	6555	18.2

Three-point field goals: '95-96, 0-4 (.000); '96-97, 6-35 (.171); '98-99, 1-9 (.111); '99-00, 0-2 (.000); '00-01, 0-0; '01-02, 0-0. Totals: 7-50 (.140).

PAT McFARLAND

Height: 6-5 Weight: 185 St. Joseph's (Pa) '73 Born Dec. 7, 1951
 Acquired: Drafted in the fourth round in 1973 Departed: Traded to San Diego on Aug. 1, 1975

YEAR	GP	MIN	FGM	FGA	PCT	FTM	FTA	PCT	OFF	DEF	REB	AST	PF	DQ	STL	BLK	PTS	AVG
73-74	67	757	159	359	.443	35	52	.673	60	74	134	64	69	x	23	6	361	5.4
74-75	70	945	200	424	.472	52	66	.787	37	83	120	116	60	x	47	5	454	6.5
TOTALS	137	1702	359	783	.458	87	118	.737	97	157	254	180	129	x	70	11	815	5.9

Three-point field goals: '73-74, 8-24 (.250); '74-75, 2-16 (.125). Totals: 10-40 (.250).

PLAYOFFS	GP	MIN	FGM	FGA	PCT	FTM	FTA	PCT	OFF	DEF	REB	AST	PF	DQ	STL	BLK	PTS	AVG
1975	5	30	2	8	.250	2	2	1.000	1	2	3	2	3	x	0	0	6	1.2

Three-point field goals: 0-2 (.000).





JAVALE MCGEE

Height: 7-0 Weight: 270 Nevada '08 Born Jan. 19, 1988
 Acquired: By trade from Washington on Mar. 15, 2012 Departed: Traded to Philadelphia on Feb. 19, 2015
 Re-Acquired: By trade from Cleveland on Mar. 25, 2021 Departed: Contract expired on Aug. 16, 2021

YEAR	GP	MIN	FGM	FGA	PCT	FTM	FTA	PCT	OFF	DEF	REB	AST	PF	DQ	STL	BLK	PTS	AVG
11-12	20	411	93	152	.612	19	51	.373	36	79	115	6	48	0	10	31	205	10.3
12-13	79	1433	303	527	.575	110	186	.591	158	223	381	24	184	1	30	157	717	9.1
13-14	5	79	17	38	.447	1	1	1.000	10	7	17	2	16	0	1	7	35	7.0
14-15	17	195	34	61	.557	20	29	.690	14	34	48	1	28	0	2	19	88	5.2
20-21	13	175	32	67	.478	8	12	.667	23	46	69	6	41	1	3	14	72	5.5
TOTALS	134	2293	479	845	.567	158	279	.566	241	389	630	39	317	2	46	228	1117	8.3

Three-point field goals: '11-12, 0-0; '12-13, 1-1 (1.000); '13-14, 0-0; '14-'15, 0-0; '20-21, 0-4 (.000). **Totals: 1-5 (.200).**

PLAYOFFS	GP	MIN	FGM	FGA	PCT	FTM	FTA	PCT	OFF	DEF	REB	AST	PF	DQ	STL	BLK	PTS	AVG
2012	7	181	23	53	.434	14	26	.538	23	44	67	5	21	0	5	22	60	8.6
2013	6	112	18	31	.581	7	18	.389	17	14	31	0	17	0	4	6	43	7.2
2021	4	34	3	10	.300	2	6	.333	3	9	12	3	4	0	1	5	8	2.0
TOTALS	17	327	44	94	.468	23	50	.460	43	67	110	8	42	0	10	33	111	6.5

Three-point field goals: 2012, 0-0; 2013, 0-0; 2021, 0-2 (.000). **Totals: 0-2 (.000).**

BILL MCGILL

Height: 6-9 Weight: 225 Utah '62 Born Sept. 16, 1939
 Departed: Sold to Los Angeles on Sept. 9, 1969

YEAR	GP	MIN	FGM	FGA	PCT	FTM	FTA	PCT	OFF	DEF	REB	AST	PF	DQ	STL	BLK	PTS	AVG
68-69	78	1760	411	745	.552	180	264	.682	145	315	460	102	289	13	-	-	1002	12.8

Three-point field goals: 0-0.

PLAYOFFS	GP	MIN	FGM	FGA	PCT	FTM	FTA	PCT	OFF	DEF	REB	AST	PF	DQ	STL	BLK	PTS	AVG
1969	7	96	19	39	.485	9	10	.900	14	9	23	6	26	2	-	-	47	6.7

Three-point field goals: 0-0.

GEORGE MCGINNIS

Height: 6-8 Weight: 235 Indiana '73 Born Aug. 12, 1950
 Acquired: By trade from Philadelphia on Aug. 16, 1978 Departed: Traded to Indiana on Feb. 1, 1980

YEAR	GP	MIN	FGM	FGA	PCT	FTM	FTA	PCT	OFF	DEF	REB	AST	PF	DQ	STL	BLK	PTS	AVG
78-79	76	2552	603	1273	.474	509	765	.665	256	608	864	283	321	16	129	52	1715	22.6
79-80	45	1424	268	584	.459	166	307	.541	134	328	462	221	187	8	69	17	703	15.6
TOTALS	121	3976	871	1857	.469	675	1072	.630	390	936	1326	504	508	24	198	69	2418	20.0

Three-point field goals: '79-80, 1-7 (.143).

JEFF MCGINNIS

Height: 6-4 Weight: 190 North Carolina '97 Born October 22, 1974
 Acquired: Drafted, No. 37 overall, in 1996 Departed: Waived on Dec. 12, 1996

YEAR	GP	MIN	FGM	FGA	PCT	FTM	FTA	PCT	OFF	DEF	REB	AST	PF	DQ	STL	BLK	PTS	AVG
96-97	13	117	23	49	.469	7	10	.700	2	4	6	18	16	0	2	1	65	5.0

Three-point field goals: 12-26 (.462).

BILLY MCKINNEY

Height: 6-0 Weight: 160 Northwestern '77 Born June 5, 1955
 Acquired: By trade from Utah on Dec. 22, 1980 Departed: Traded to San Diego on Oct. 4, 1983

YEAR	GP	MIN	FGM	FGA	PCT	FTM	FTA	PCT	OFF	DEF	REB	AST	PF	DQ	STL	BLK	PTS	AVG
80-81	49	1134	203	412	.493	118	140	.843	24	86	110	203	124	0	61	7	525	10.7
81-82	81	1963	369	699	.528	137	170	.806	29	113	142	338	186	0	69	16	875	10.8
82-83	68	1559	266	546	.487	136	167	.814	21	100	121	288	142	0	39	5	668	9.8
TOTALS	198	4656	838	1657	.506	391	477	.820	74	299	373	829	452	0	169	28	2068	10.4

Three-point field goals: '80-81, 0-7 (.000); '81-82, 0-17 (.000); '82-83, 0-7 (.000). **Totals: 0-31 (.000).**

PLAYOFFS	GP	MIN	FGM	FGA	PCT	FTM	FTA	PCT	OFF	DEF	REB	AST	PF	DQ	STL	BLK	PTS	AVG
1982	3	91	16	27	.593	10	12	.833	2	4	6	10	9	0	3	0	42	14.0
1983	8	113	26	46	.565	10	18	.556	5	8	13	18	15	0	2	0	62	7.8
TOTALS	11	204	42	73	.575	20	30	.667	7	12	19	28	24	0	5	0	104	9.4

Three-point field goals: 1982, 0-1 (.000).

JORDAN MCRAE

Height: 6-5 Weight: 179 Tennessee '14 Born Mar. 28, 1991
 Acquired: By trade from Washington on Feb. 6, 2020 Departed: Waived on Mar. 2, 2020

YEAR	GP	MIN	FGM	FGA	PCT	FTM	FTA	PCT	OFF	DEF	REB	AST	PF	DQ	STL	BLK	PTS	AVG
19-20	4	32	2	6	.333	3	4	.750	1	4	5	4	2	0	2	1	9	2.3

Three-point field goals: '19-20, 2-4 (.500).





DARNELL MEE

Height: 6-5 Weight: 177 Western Kentucky '93 Born Feb. 11, 1971
 Acquired: By trade from Golden State on Jun. 30, 1993 Departed: Waived on Feb. 1, 1994

YEAR	GP	MIN	FGM	FGA	PCT	FTM	FTA	PCT	OFF	DEF	REB	AST	PF	DQ	STL	BLK	PTS	AVG
93-94	38	285	28	88	.318	12	27	.444	17	18	35	16	34	0	15	13	73	1.9
94-95	2	8	1	5	.200	0	0	---	0	1	1	2	0	0	1	0	3	1.5
TOTALS	40	293	29	93	.312	12	27	.444	17	19	36	18	34	0	16	13	76	1.9

Three-point field goals: '93-94, 5-24 (.208); '94-95, 1-3 (.133). Totals: 6-27 (.222).

PLAYOFFS	GP	MIN	FGM	FGA	PCT	FTM	FTA	PCT	OFF	DEF	REB	AST	PF	DQ	STL	BLK	PTS	AVG
1994	3	30	3	6	.500	0	0	---	0	2	2	2	4	0	3	0	7	2.3

Three-point field goals: 1-4 (.250).

RON MERCER

Height: 6-7 Weight: 210 Kentucky '99 Born May 18, 1976
 Acquired: By trade from Boston on Aug. 3, 1999 Departed: Traded to Orlando on Feb. 1, 2000

YEAR	GP	MIN	FGM	FGA	PCT	FTM	FTA	PCT	OFF	DEF	REB	AST	PF	DQ	STL	BLK	PTS	AVG
99-00	37	1408	272	612	.444	119	151	.788	29	123	152	104	75	0	33	15	678	18.3

Three-point field goals: 15-39 (.385).

LOREN MEYER

Height: 6-10 Weight: 260 Iowa State '95 Born Dec. 30, 1972
 Acquired: Signed as a free agent on Jan. 23, 1999 Departed: Contract expired at end of '98-99 season

YEAR	GP	MIN	FGM	FGA	PCT	FTM	FTA	PCT	OFF	DEF	REB	AST	PF	DQ	STL	BLK	PTS	AVG
98-99	14	70	7	28	.250	1	2	.500	4	12	16	1	22	0	0	3	16	1.1

Three-point field goals: 1-5 (.200).

ANDRE MILLER

Height: 6-2 Weight: 200 Utah '99 Born Mar. 19, 1976
 Acquired: Signed as a free agent on Aug. 1, 2003 Departed: Traded to Philadelphia on Dec. 19, 2006
 Acquired: by trade from Portland in a three-team draft night trade on Jun. 23, 2011 Departed: Traded to Washington on Feb. 20, 2014

YEAR	GP	MIN	FGM	FGA	PCT	FTM	FTA	PCT	OFF	DEF	REB	AST	PF	DQ	STL	BLK	PTS	AVG
03-04	82	2838	430	941	.457	342	411	.832	127	239	366	501	194	2	142	25	1214	14.8
04-05	82	2852	427	895	.477	253	302	.838	100	238	338	569	204	1	121	8	1113	13.6
05-06	82	2937	404	872	.463	313	424	.738	92	259	351	674	213	1	106	18	1126	13.7
06-07	23	822	117	248	.472	62	85	.729	25	79	104	209	58	1	37	4	300	13.0
11-12	66	1809	242	552	.438	137	169	.811	53	168	221	441	133	0	63	9	639	9.7
12-13	82	2151	303	632	.479	163	194	.840	60	178	238	484	171	0	73	11	786	9.6
13-14	30	570	66	144	.458	35	47	.745	16	57	73	100	32	0	15	7	176	5.9
TOTALS	447	13979	1989	4284	.464	1305	1632	.800	473	1218	1691	2978	993	5	557	82	5354	12.0

Three-point field goals: '03-04, 12-65 (.185); '04-05, 6-39 (.154); '05-06, 5-27 (.185); '06-07, 4-16 (.250); '11-12, 18-83 (.217); '12-13, 17-64 (.266); '13-14, 9-18 (.500). Totals: 71-312 (.228).

PLAYOFFS	GP	MIN	FGM	FGA	PCT	FTM	FTA	PCT	OFF	DEF	REB	AST	PF	DQ	STL	BLK	PTS	AVG
2004	5	174	34	72	.472	9	11	.818	15	8	23	16	16	1	8	0	77	15.4
2005	5	184	28	66	.424	23	32	.719	9	17	26	26	22	2	10	1	81	16.2
2006	5	182	34	77	.442	14	17	.824	8	14	22	36	12	0	5	1	82	16.4
2012	7	200	31	73	.425	13	15	.867	14	25	39	42	19	0	9	1	79	11.3
2013	6	154	29	69	.420	21	27	.778	11	9	20	23	8	0	2	0	84	14.0
TOTALS	28	894	156	357	.437	80	102	.784	57	73	130	143	77	3	34	3	403	14.4

Three-point field goals: 2004, 0-2 (.000); 2005, 2-4 (.500); 2006, 0-0; 2012, 4-7 (.571); 2013, 5-11 (.455). Totals: 11-24 (.458).

MIKE MILLER

Height: 6-8 Weight: 218 Florida '00 Born Feb. 19, 1980
 Acquired: Signed as a free agent on Sep. 30, 2015 Departed: Waived on Jul. 11, 2017

YEAR	GP	MIN	FGM	FGA	PCT	FTM	FTA	PCT	OFF	DEF	REB	AST	PF	DQ	STL	BLK	PTS	AVG
15-16	47	373	22	62	.355	0	0	.000	6	47	53	40	53	0	13	4	63	1.3
16-17	20	151	9	23	.391	2	2	1.000	2	36	38	22	9	0	2	0	28	1.4
TOTALS	67	524	31	85	.365	2	2	1.000	8	83	91	62	62	0	15	4	91	1.4

Three-point field goals: '15-16, 19-52 (.365); '16-17, 8-20 (.400). Totals: 27-72 (.375).

TERRY MILLS

Height: 6-10 Weight: 250 Michigan '90 Born Dec. 21, 1967
 Acquired: By trade from Milwaukee on Aug. 1, 1990 Departed: Traded to New Jersey on Jan. 23, 1991

YEAR	GP	MIN	FGM	FGA	PCT	FTM	FTA	PCT	OFF	DEF	REB	AST	PF	DQ	STL	BLK	PTS	AVG
90-91	17	279	56	120	.467	16	22	.727	31	57	88	16	44	0	16	9	128	7.5

Three-point field goals: 0-2 (.000).





PAUL MILLSAP

Height: 6-8 Weight: 246 Louisiana Tech '06 Born Feb. 10, 1985
 Acquired: Signed as a free agent on Jul. 13, 2017 Departed: Contract expired on Aug. 3, 2021

YEAR	GP	MIN	FGM	FGA	PCT	FTM	FTA	PCT	OFF	DEF	REB	AST	PF	DQ	STL	BLK	PTS	AVG
17-18	38	1143	202	435	.464	112	161	.696	65	180	245	105	99	1	39	44	555	14.6
18-19	70	1895	322	665	.484	181	249	.727	153	352	505	141	183	0	83	54	883	12.6
19-20	51	1240	211	438	.482	115	141	.816	98	195	293	83	150	0	44	30	591	11.6
20-21	56	1162	191	401	.476	71	98	.724	76	186	262	98	111	1	51	36	502	9.0
TOTALS	215	5440	926	1939	.478	479	649	.738	392	913	1305	427	543	2	217	164	2531	11.8

Three-point field goals: '17-18, 39-113 (.345); '18-19, 58-159 (.365); '19-20, 54-124 (.435); '20-21, 49-143 (.343). **Totals: 200-539 (.371).**

PLAYOFFS	GP	MIN	FGM	FGA	PCT	FTM	FTA	PCT	OFF	DEF	REB	AST	PF	DQ	STL	BLK	PTS	AVG
2019	14	469	73	157	.465	47	61	.770	24	70	94	11	48	1	12	15	205	14.6
2020	19	459	47	118	.398	43	54	.796	26	63	89	23	49	0	12	9	152	8.0
2021	9	109	22	50	.440	8	13	.615	9	26	35	15	14	0	3	6	58	6.4
TOTALS	42	1037	142	325	.437	98	128	.766	59	159	218	49	111	1	27	30	415	9.9

Three-point field goals: 2019, 12-38 (.316); 2020, 15-44 (.341); 2021, 6-23 (.261). **Totals: 33-105 (.314).**

STEVE MIX

Height: 6-7 Weight: 215 Toledo '69 Born Dec. 30, 1947

YEAR	GP	MIN	FGM	FGA	PCT	FTM	FTA	PCT	OFF	DEF	REB	AST	PF	DQ	STL	BLK	PTS	AVG
71-72	1	4	1	1	1.000	0	0	---	1	0	1	0	1	0	-	-	2	2.0

Three-point field goals: 0-0.

ANDRE MOORE

Height: 6-9 Weight: 215 Loyola (Chicago) '87 Born Jul. 2, 1964
 Acquired: Drafted, No. 31 overall, in 1987 Departed: Waived on Dec. 2, 1987

YEAR	GP	MIN	FGM	FGA	PCT	FTM	FTA	PCT	OFF	DEF	REB	AST	PF	DQ	STL	BLK	PTS	AVG
87-88	7	34	7	24	.292	6	6	1.000	5	7	12	5	4	0	2	1	20	2.9

Three-point field goals: 0-0.

RICHIE MOORE

Height: 6-2 Weight: 190 Hiram Scott '67 Born in 1945

YEAR	GP	MIN	FGM	FGA	PCT	FTM	FTA	PCT	OFF	DEF	REB	AST	PF	DQ	STL	BLK	PTS	AVG
67-68	18	211	24	71	.338	21	28	.750	-	-	19	8	16	0	-	-	69	3.8

Three-point field goals: 0-2 (.000).

MONTE MORRIS

Height: 6-3 Weight: 175 Iowa State '17 Born Jun. 27, 1995
 Acquired: Drafted in the second round (51st overall) in 2017 Departed: Traded to Washington Wizards on July 6, 2022

YEAR	GP	MIN	FGM	FGA	PCT	FTM	FTA	PCT	OFF	DEF	REB	AST	PF	DQ	STL	BLK	PTS	AVG
17-18	3	25	4	6	.667	2	2	1.000	0	2	2	7	1	0	3	0	10	3.3
18-19	82	1970	346	702	.493	65	81	.802	35	159	194	297	102	0	73	4	851	10.4
19-20	73	1636	260	566	.459	75	89	.517	24	113	137	255	73	0	55	17	660	9.0
20-21	47	1196	186	387	.481	58	73	.795	11	85	96	150	48	0	34	13	481	10.2
TOTALS	205	4827	796	1661	.479	200	245	.816	70	359	429	709	224	0	165	34	2002	9.8

Three-point field goals: '17-18, 0-1 (.000); '18-19, 94-227 (.414); '19-20, 65-172 (.378); '20-21, 51-134 (.381). **Totals: 210-534 (.393).**

PLAYOFFS	GP	MIN	FGM	FGA	PCT	FTM	FTA	PCT	OFF	DEF	REB	AST	PF	DQ	STL	BLK	PTS	AVG
2019	14	224	33	86	.384	9	13	.692	3	16	19	36	15	0	5	1	75	5.4
2020	19	406	66	133	.496	28	34	.824	4	25	29	52	20	0	12	2	172	9.1
2021	10	286	50	116	.431	21	29	.724	7	17	24	55	12	0	10	2	137	13.7
TOTALS	43	916	149	335	.445	58	76	.763	14	58	72	143	47	0	27	5	384	8.9

Three-point field goals: 2019, 0-13 (.000); 2020, 12-40 (.300); 2021, 16-40 (.400). **Totals: 28-93 (.301).**

JOHN MORRISON

Height: 6-2 Weight: 190 Canisius '67 Born May 2, 1945

YEAR	GP	MIN	FGM	FGA	PCT	FTM	FTA	PCT	OFF	DEF	REB	AST	PF	DQ	STL	BLK	PTS	AVG
67-68	9	76	10	34	.394	6	9	.667	-	-	9	7	15	0	-	-	27	3.0

Three-point field goals: 1-6 (.167).

TIMOFEY MOZGOV

Height: 7-1 Weight: 2275 Russia Born Jul. 16, 1986
 Acquired: By trade from New York on Feb. 22, 2011 Departed: Traded to Cleveland on Jan. 7, 2015

YEAR	GP	MIN	FGM	FGA	PCT	FTM	FTA	PCT	OFF	DEF	REB	AST	PF	DQ	STL	BLK	PTS	AVG
10-11	11	66	11	21	.524	6	8	.750	5	12	17	0	8	0	1	2	28	2.5
11-12	44	687	100	190	.526	39	57	.684	53	126	179	22	86	0	15	42	239	5.4
12-13	41	366	44	87	.506	20	26	.769	50	57	107	9	57	1	6	18	108	2.6
13-14	82	1770	285	545	.523	196	260	.754	171	357	528	62	213	3	27	100	770	9.4
14-15	35	897	117	232	.504	63	86	.733	91	181	212	16	114	2	15	41	299	8.5
TOTALS	213	3786	557	1075	.518	324	437	.741	370	733	1103	109	478	6	64	203	1444	6.8

Three-point field goals: '10-11, 0-0 (---); '85-86, 2-6 (.333); '86-87, 0-0; '87-88, 0-1 (.000); '88-89, 0-1 (.000). **Totals: 6-32 (.188).**

PLAYOFFS	GP	MIN	FGM	FGA	PCT	FTM	FTA	PCT	OFF	DEF	REB	AST	PF	DQ	STL	BLK	PTS	AVG
2012	7	99	12	25	.480	4	8	.500	10	13	23	3	16	0	2	6	28	4.0

Three-point field goals: 2012, 0-0 (---).





EMMANUEL MUDIAY

Height: 6-5 Weight: 200 Grace Preparatory Academy Born Mar. 5, 1996
 Acquired: Drafted, No. 7 overall, in 2015 Departed: Traded to New York on Feb. 8, 2018

YEAR	GP	MIN	FGM	FGA	PCT	FTM	FTA	PCT	OFF	DEF	REB	AST	PF	DQ	STL	BLK	PTS	AVG
15-16	68	2068	329	905	.364	140	209	.670	32	200	232	372	141	1	65	35	872	12.8
16-17	55	1406	208	551	.377	131	167	.784	29	149	178	217	95	0	41	13	603	11.0
17-18	42	752	129	322	.401	63	78	.808	16	78	94	121	47	0	21	4	359	8.5
TOTALS	165	4226	666	1778	.375	334	454	.736	77	427	504	710	283	1	127	52	1834	11.1

Three-point field goals: '15-16, 74-232 (.319); '16-17, 56-178 (.315); '17-18, 47-148 (.318). **Totals: 168-512 (.328).**

ERIC MURDOCK

Height: 6-1 Weight: 200 Providence '91 Born Jun. 14, 1968
 Acquired: Signed as a free agent on Sept. 25, 1996 Departed: Waived on Nov. 26, 1996

YEAR	GP	MIN	FGM	FGA	PCT	FTM	FTA	PCT	OFF	DEF	REB	AST	PF	DQ	STL	BLK	PTS	AVG
96-97	12	114	15	33	.455	11	12	.917	1	10	11	24	9	0	9	2	45	3.8

Three-point field goals: 4-10 (.400).

JAMAL MURRAY

Height: 6-4 Weight: 207 Kentucky '16 Born Feb. 23, 1997
 Acquired: Drafted in the first round (seventh overall) in 2016 Currently on the team

YEAR	GP	MIN	FGM	FGA	PCT	FTM	FTA	PCT	OFF	DEF	REB	AST	PF	DQ	STL	BLK	PTS	AVG
16-17	82	1764	295	730	.404	106	120	.883	41	173	214	170	124	0	51	24	811	9.9
17-18	81	2565	479	1062	.451	229	253	.905	82	215	297	274	173	2	79	28	1352	16.7
18-19	75	2447	513	1173	.437	189	223	.848	65	252	317	363	153	0	67	27	1367	18.2
19-20	59	1904	408	894	.456	163	185	.881	45	191	236	284	102	0	67	17	1091	18.5
20-21	48	1704	378	792	.477	133	153	.869	37	157	194	231	95	1	64	13	1018	21.2
21-22	Did not play (injury - ACL)																	
22-23	65	2133	473	1041	.454	180	216	.833	48	209	257	400	103	0	66	16	1298	20.0
TOTALS	410	12517	2546	5692	.447	1000	1150	.870	318	1197	1515	1722	750	3	394	125	6937	16.9

Three-point field goals: '16-17, 115-344 (.334); '17-18, 165-436 (.378); '18-19, 152-414 (.367); '19-20, 112-324 (.346); '20-21, 129-316 (.408); '22-23, 172-432 (.398).
 Totals: 845-2266 (.373).

PLAYOFFS	GP	MIN	FGM	FGA	PCT	FTM	FTA	PCT	OFF	DEF	REB	AST	PF	DQ	STL	BLK	PTS	AVG
2019	14	508	107	252	.425	56	62	.903	19	42	61	66	24	0	14	2	298	21.3
2020	19	753	186	368	.505	70	78	.897	20	72	92	126	42	0	18	6	504	26.5
2022	Did not play (injury - ACL)																	
2023	20	799	194	410	.473	75	81	.926	15	98	113	142	41	0	30	5	522	26.1
TOTALS	53	2060	487	1030	.473	201	221	.910	54	212	266	334	107	0	62	13	1324	25.0

Three-point field goals: 2019, 28-83 (.337); 2020, 62-137 (.453); 2019, 28-83 (.337); 2020, 62-137 (.453); 2023, 59-149 (.396). Totals: 149-369 (.404).

TRACY MURRAY

Height: 6-7 Weight: 228 UCLA '93 Born Jul. 25, 1971
 Acquired: By trade from Washington on Sept. 25, 2000 Departed: Traded to Toronto on Jan. 12, 2001

YEAR	GP	MIN	FGM	FGA	PCT	FTM	FTA	PCT	OFF	DEF	REB	AST	PF	DQ	STL	BLK	PTS	AVG
00-01	13	135	17	55	.309	9	10	.900	4	18	22	9	8	0	4	1	50	3.8

Three-point field goals: 7-23 (.304).

WILLIE MURRELL

Height: 6-6 Weight: 225 Kansas State '64 Born Sept. 13, 1941
 Departed: Traded to Miami in Aug. 1968

YEAR	GP	MIN	FGM	FGA	PCT	FTM	FTA	PCT	OFF	DEF	REB	AST	PF	DQ	STL	BLK	PTS	AVG
67-68	71	2459	489	1069	.466	166	236	.703	-	-	637	64	200	1	-	-	1165	16.4

Three-point field goals: 3-11 (.273).

PLAYOFFS	GP	MIN	FGM	FGA	PCT	FTM	FTA	PCT	OFF	DEF	REB	AST	PF	DQ	STL	BLK	PTS	AVG
1968	5	198	45	88	.511	22	26	.846	-	-	47	7	24	1	-	-	112	22.4

Three-point field goals: 0-1 (.000).

DIKEMBE MUTOMBO

Height: 7-2 Weight: 25 Georgetown '91 Born Jun. 25, 1966
 Acquired: Drafted, No. 4 overall, in 1991 Departed: Left as free agent in 1996

YEAR	GP	MIN	FGM	FGA	PCT	FTM	FTA	PCT	OFF	DEF	REB	AST	PF	DQ	STL	BLK	PTS	AVG
91-92	71	2716	428	869	.493	321	500	.642	316	554	870	156	273	1	43	210	1177	16.6
92-93	82	3029	398	781	.510	335	492	.681	344	726	1070	147	284	5	43	287	1131	13.8
93-94	82	2853	365	642	.569	256	439	.583	286	685	971	127	262	2	59	336	986	12.0
94-95	82	3100	349	628	.556	248	379	.654	319	710	1029	113	284	2	40	321	946	11.5
95-96	74	2713	284	569	.499	246	354	.695	249	622	871	108	258	4	38	332	814	11.0
TOTALS	391	14411	1824	3489	.523	1406	2164	.650	1514	3297	4811	651	1361	14	223	1486	5054	12.9

Three-point field goals: '93-94, 0-1 (.000); '95-96, 0-1 (.000); Totals: 0-2 (.000).

PLAYOFFS	GP	MIN	FGM	FGA	PCT	FTM	FTA	PCT	OFF	DEF	REB	AST	PF	DQ	STL	BLK	PTS	AVG
1994	12	511	50	108	.463	59	98	.602	40	104	144	21	42	0	8	69	159	13.3
1995	3	84	6	10	.600	6	9	.667	4	15	19	1	15	1	0	7	18	6.0
TOTALS	15	595	56	118	.475	65	107	.607	44	119	163	22	57	1	8	76	177	11.8

Three-point field goals: 0-0.





EDUARDO NAJERA

Height: 6-8 Weight: 235 Oklahoma Born Jul. 11, 1976
 Acquired: By trade from Golden State on Feb. 24, 2005 Departed: Contract expired at end of 2007-08 Season

YEAR	GP	MIN	FGM	FGA	PCT	FTM	FTA	PCT	OFF	DEF	REB	AST	PF	DQ	STL	BLK	PTS	AVG
04-05	26	1185	145	322	.450	58	91	.637	102	141	243	65	148	0	41	24	354	3.6
05-06	64	1449	127	301	.422	89	114	.781	128	197	325	52	165	0	53	34	347	5.1
06-07	75	1658	204	354	.576	88	123	.715	131	179	310	64	207	3	73	26	497	4.1
07-08	78	1664	174	368	.473	63	89	.708	113	224	337	95	199	3	69	40	464	4.3
TOTALS	243	5346	580	1173	.494	269	372	.723	421	676	1097	239	648	6	218	114	1487	4.5

Three-Point Field Goals: '04-05, 6-21 (.286); '05-06, 4-12 (.333); '06-07, 1-12 (.083); '07-08, 53-147 (.361). Totals: 58-177 (.328).

PLAYOFFS GP	MIN	FGM	FGA	PCT	FTM	FTA	PCT	OFF	DEF	REB	AST	PF	DQ	STL	BLK	PTS	AVG	
2005	2	13	0	2	.000	0	0	---	1	1	2	1	1	0	0	0	1.0	
2006	4	89	3	14	.214	2	4	.500	4	11	15	2	13	0	3	0	8	3.8
2007	5	96	4	17	.235	1	2	.500	11	17	28	2	10	0	2	1	9	5.6
2008	4	78	7	14	.500	0	0	---	5	8	13	6	15	1	3	1	16	3.3
TOTALS	15	276	14	47	.300	3	6	.500	21	37	58	11	39	1	8	2	33	3.9

Three-Point Field Goals: 2007, 0-3 (.000); 2008, 2-5 (.400) Totals: 2-8 (.250).

CALVIN NATT

Height: 6-6 Weight: 220 Northeast Louisiana '79 Born Jan. 8, 1957
 Acquired: By trade from Portland on Jun. 7, 1984 Departed: Traded to San Antonio on Jan. 26, 1989

YEAR	GP	MIN	FGM	FGA	PCT	FTM	FTA	PCT	OFF	DEF	REB	AST	PF	DQ	STL	BLK	PTS	AVG
84-85	78	2658	685	1255	.546	447	564	.793	209	401	610	238	182	1	75	33	1817	23.3
85-86	69	2007	469	930	.504	278	347	.801	125	311	436	164	143	0	58	13	1218	17.7
86-87	1	20	4	10	.400	2	2	1.000	2	3	5	2	2	0	1	0	10	10.0
87-88	27	533	102	208	.490	54	73	.740	35	61	96	47	43	0	13	3	258	9.6
88-89	14	168	22	50	.440	22	31	.710	12	34	46	7	13	0	6	1	66	4.7
TOTALS	189	5386	1282	2453	.523	803	1017	.790	383	810	1193	458	383	1	153	50	3369	17.8

Three-point field goals: '84-85, 0-3 (.000); '85-86, 2-6 (.333); '86-87, 0-0; '87-88, 0-1 (.000); '88-89, 0-1 (.000). Totals: 2-11 (.182).

PLAYOFFS GP	MIN	FGM	FGA	PCT	FTM	FTA	PCT	OFF	DEF	REB	AST	PF	DQ	STL	BLK	PTS	AVG	
1985	15	508	131	238	.550	72	89	.809	31	68	99	57	35	0	8	5	334	22.3
1986	10	293	66	142	.465	46	59	.780	17	62	79	28	25	0	2	3	179	17.9
TOTALS	25	801	197	380	.518	118	148	.797	48	130	178	85	60	0	10	8	513	20.5

Three-point field goals: 1986, 1-2 (.500).

CRAIG NEAL

Height: 6-6 Weight: 180 Georgia Tech '88 Born Feb. 16, 1964
 Acquired: Signed the first of consecutive 10-day contracts on Feb. 11, 1991 Departed: Released on Mar. 3, 1991

YEAR	GP	MIN	FGM	FGA	PCT	FTM	FTA	PCT	OFF	DEF	REB	AST	PF	DQ	STL	BLK	PTS	AVG
90-91	10	125	14	35	.400	13	22	.591	2	14	16	37	26	1	4	0	44	4.4

Three-point field goals: 3-9 (.333).

JAMEER NELSON

Height: 6-0 Weight: 190 St. Josephs '04 Born Feb. 9, 1982
 Acquired: By trade from Boston on Jan. 13, 2015 Departed: Waived on Oct. 18, 2017

YEAR	GP	MIN	FGM	FGA	PCT	FTM	FTA	PCT	OFF	DEF	REB	AST	PF	DQ	STL	BLK	PTS	AVG
14-15	34	702	135	300	.450	11	19	.579	16	50	66	125	70	1	25	4	327	9.6
15-16	39	1036	113	307	.368	30	35	.857	19	96	115	190	100	1	25	5	299	7.7
16-17	75	2045	268	604	.444	45	63	.714	28	164	192	385	197	0	54	8	687	9.2
TOTALS	148	3783	516	1211	.426	86	117	.735	63	310	373	700	367	2	104	17	1313	8.9

Three-point field goals: '14-15, 46-130 (.354); '15-16, 43-144 (.299); '16-17, 106-273 (.388). Totals: 195-547 (.356).

NENE

Height: 6-11 Weight: 250 Brazil '02 Born Sep. 13, 1982
 Acquired: By trade from New York on Jun. 26, 2002 Departed: By trade to Washington on Mar. 15, 2012

YEAR	GP	MIN	FGM	FGA	PCT	FTM	FTA	PCT	OFF	DEF	REB	AST	PF	DQ	STL	BLK	PTS	AVG
02-03	80	2258	321	619	.519	197	341	.578	208	283	491	149	295	4	127	65	839	10.5
03-04	77	2504	334	630	.530	240	352	.682	154	349	503	168	280	3	116	41	908	11.8
04-05	55	1317	194	386	.503	140	212	.660	104	221	325	84	167	0	50	48	528	9.6
05-06	1	3	0	1	.000	0	0	---	0	0	0	0	1	0	0	0	0	0.0
06-07	64	1715	294	516	.570	195	283	.689	150	299	449	77	209	3	62	59	783	12.2
07-08	16	266	29	71	.408	27	49	.551	30	57	87	15	46	1	9	14	85	5.3
08-09	77	2510	428	709	.604	266	368	.723	183	415	598	108	278	5	95	101	1123	14.6
09-10	82	2755	421	717	.587	293	416	.704	166	461	627	203	281	7	115	82	1135	13.8
10-11	75	2291	405	654	.615	286	402	.711	145	426	571	149	238	5	84	73	1091	14.5
11-12	28	826	143	281	.509	90	133	.677	43	165	208	61	69	0	36	25	376	13.4
TOTALS	555	16445	2566	4584	.560	1734	2556	.678	1183	2676	3859	1014	1864	28	694	508	6868	12.4

Three-point field goals: '02-03, 0-3 (.000); '03-04, 0-2 (.000); '04-05, 0-2 (.000); '05-06, 0-0 (---); '06-07, 0-1 (.000); '07-08, 0-1 (.000); '08-09, 1-5 (.200); '09-10, 0-2 (.000); '10-11, 1-5 (.200); '11-12, 0-2 (.000). Totals: 2-23 (.089).

PLAYOFFS GP	MIN	FGM	FGA	PCT	FTM	FTA	PCT	OFF	DEF	REB	AST	PF	DQ	STL	BLK	PTS	AVG	
2004	5	132	16	36	.444	7	13	.538	12	13	25	15	22	0	5	3	39	7.8
2005	5	101	9	21	.429	15	23	.652	9	16	25	2	16	0	2	2	33	6.6
2006	DNP - INJURED																	
2007	5	179	31	53	.585	14	18	.778	22	17	39	12	21	1	3	3	76	15.2
2008	3	30	5	9	.556	3	3	1.000	3	4	7	1	8	1	2	1	13	4.3
2009	16	525	69	126	.548	46	70	.657	37	83	120	42	65	3	20	10	184	11.5
2010	5	169	18	29	.621	21	36	.583	8	21	29	11	17	0	6	1	57	11.4
2011	5	162	22	46	.478	27	48	.563	14	31	45	8	17	0	5	4	71	14.2
TOTALS	44	1298	170	320	.531	133	211	.630	105	185	290	91	166	5	43	24	473	10.8

Three-point field goals: 2004, 0-0 (---); 2005, 0-0 (---); 2007, 0-0 (---); 2008, 0-0 (---); 2009, 0-0 (---); 2010, 0-0 (---); 2011, 0-0 (---). Totals: 0-0 (---).





JOHNNY NEWMAN

Height: 6-7 Weight: 205 Richmond '86 Born Nov. 28, 1963
 Acquired: By trade from Milwaukee on June 25, 1997 Departed: Contract expired at end of '97-98 season

YEAR	GP	MIN	FGM	FGA	PCT	FTM	FTA	PCT	OFF	DEF	REB	AST	PF	DQ	STL	BLK	PTS	AVG
97-98	74	2176	344	799	.431	365	445	.820	50	91	141	138	208	2	77	24	1089	14.7

Three-point field goals: 36-105 (.343).

CARL NICKS

Height: 6-3 Weight: 185 Indiana State '80 Born Oct. 6, 1958
 Acquired: Drafted, No. 23 overall, in 1980 Departed: Traded to Utah on Dec. 22, 1980

YEAR	GP	MIN	FGM	FGA	PCT	FTM	FTA	PCT	OFF	DEF	REB	AST	PF	DQ	STL	BLK	PTS	AVG
80-81	27	493	65	149	.436	35	59	.593	13	36	49	80	52	0	28	2	165	6.1

Three-point field goals: 0-1 (.000).

ZEKE NNAJI

Height: 6-9 Weight: 240 Arizona '20 Born Jan. 9, 2001
 Acquired: Drafted 22nd overall in the 2020 NBA Draft Currently on the team

YEAR	GP	MIN	FGM	FGA	PCT	FTM	FTA	PCT	OFF	DEF	REB	AST	PF	DQ	STL	BLK	PTS	AVG
20-21	42	397	50	104	.481	12	15	.800	14	51	65	10	29		8	4	136	3.2
21-22	41	698	96	186	.516	41	65	.631	56	91	147	17	79	0	16	13	270	6.6
22-23	53	728	110	96	.561	40	62	.645	65	73	138	18	105	1	17	23	277	5.2
TOTALS	136	1823	256	486	.527	93	142	.655	135	215	350	45	213	1	41	40	683	5.0

Three-point field goals: '20-21, 24-59 (.407); '21-22, 37-80 (.463); '22-23, 17-65 (.262). Totals: 78-204 (.382).

PLAYOFFS	GP	MIN	FGM	FGA	PCT	FTM	FTA	PCT	OFF	DEF	REB	AST	PF	DQ	STL	BLK	PTS	AVG
2021	5	18	4	8	.500	1	2	.500	1	1	2	2	1		1	0	12	2.4
2022	2	9	1	1	1.000	0	0	0	0	0	0	0	2	0	0	0	3	1.5
2023	5	12	2	4	.500	0	0	0	0	2	2	0	0	0	1	0	5	1.0
TOTALS	12	39	7	13	.538	1	2	.500	1	3	4	2	3	0	2	0	20	1.7

Three-point field goals: 2021, 3-7 (.429); 2022, 1-1 (1.000); 2023, 1-3 (.333). Totals: 5-11 (.455).

JUSUF NURKIC

Height: 7-0 Weight: 280 Cedevita (Croatia) Born Aug. 23, 1984
 Acquired: By draft night trade from Chicago on Jun. 26, 2014 Departed: Traded to Portland on Feb. 13, 2017

YEAR	GP	MIN	FGM	FGA	PCT	FTM	FTA	PCT	OFF	DEF	REB	AST	PF	DQ	STL	BLK	PTS	AVG
14-15	62	1103	171	383	.446	84	132	.636	125	257	382	50	207	6	52	68	426	6.9
15-16	32	547	101	242	.417	61	99	.616	65	110	175	40	91	0	24	44	263	8.2
16-17	45	807	151	298	.507	56	113	.496	89	171	260	60	88	0	25	36	358	8.0
TOTALS	139	2457	423	923	.458	201	344	.584	279	538	817	150	386	6	101	148	1047	7.5

Three-point field goals: '14-15, 0-2 (.000); '15-16, 0-3 (.000); '16-17, 0-0 (.000). Totals: 0-5 (.000).

JOHNNY O'BRYANT

Height: 6-9 Weight: 257 LSU '14 Born Jun. 1, 1993
 Acquired: Signed as a free agent on Jan. 26, 2017 Departed: Contract expired on Feb. 16, 2017

YEAR	GP	MIN	FGM	FGA	PCT	FTM	FTA	PCT	OFF	DEF	REB	AST	PF	DQ	STL	BLK	PTS	AVG
16-17	7	46	7	15	.467	4	4	1.000	5	6	11	2	4	0	0	1	20	2.9

Three-point field goals: 2-3 (.667).

JAWANN OLDHAM

Height: 7-0 Weight: 215 Seattle '80 Born Jul. 4, 1957
 Acquired: Drafted, No. 41 overall, in 1980 Departed: Waived on Oct. 21, 1980

YEAR	GP	MIN	FGM	FGA	PCT	FTM	FTA	PCT	OFF	DEF	REB	AST	PF	DQ	STL	BLK	PTS	AVG
80-81	4	21	2	6	.333	0	0	---	3	2	5	0	3	0	0	2	4	1.0

Three-point field goals: 0-0.

DOUG OVERTON

Height: 6-3 Weight: 19 La Salle '91 Born Aug. 3, 1969
 Acquired: By trade from Washington on Oct. 30, 1995 Departed: Contract expired at end of '95-96 season

YEAR	GP	MIN	FGM	FGA	PCT	FTM	FTA	PCT	OFF	DEF	REB	AST	PF	DQ	STL	BLK	PTS	AVG
95-96	55	607	67	178	.376	40	55	.727	8	55	63	106	49	0	13	5	182	3.3

Three-point field goals: 8-26 (.308).

ROBERT PACK

Height: 6-2 Weight: 190 USC '91 Born Feb. 3, 1969
 Acquired: By trade from Portland on Oct. 23, 1992 Departed: Traded to Washington on Oct. 30, 1995
 Re-Acquired: By trade from Boston on Oct. 16, 2000 Departed: Contract expired at end of '00-01 season

YEAR	GP	MIN	FGM	FGA	PCT	FTM	FTA	PCT	OFF	DEF	REB	AST	PF	DQ	STL	BLK	PTS	AVG
92-93	77	1579	285	606	.470	239	311	.768	52	108	160	335	182	1	81	10	810	10.5
93-94	66	1382	223	503	.443	179	236	.758	25	98	123	356	147	1	81	9	631	9.6
94-95	42	1144	170	395	.430	137	175	.783	19	94	113	290	101	1	61	6	507	12.1
00-01	74	1260	181	426	.425	105	137	.766	30	107	137	293	114	0	65	1	479	6.5
TOTALS	259	5365	859	1930	.445	660	859	.768	126	407	533	1274	544	3	288	26	2427	9.4

Three-point field goals: '92-93, 1-8 (.125); '93-94, 6-29 (.207); '94-95, 30-72 (.417); '00-01, 12-31 (.387). Totals: 49-140 (.350).

PLAYOFFS	GP	MIN	FGM	FGA	PCT	FTM	FTA	PCT	OFF	DEF	REB	AST	PF	DQ	STL	BLK	PTS	AVG
1994	12	332	48	118	.407	39	55	.709	5	23	28	51	41	0	18	6	141	11.8
1995	-----DNP-INJURED-----																	

Three-point field goals: 6-20 (.300).





KOSTAS PAPANIKOLAOU

Height: 6-8 Weight: 225 Greece '12 Born July 31, 1990
 Acquired: By trade from Houston on July 20, 2015 Departed: Waived on Jan. 9, 2016

YEAR	GP	MIN	FGM	FGA	PCT	FTM	FTA	PCT	OFF	DEF	REB	AST	PF	DQ	STL	BLK	PTS	AVG
15-16	26	294	24	66	.364	9	14	.643	8	32	40	16	24	0	13	5	67	2.6

Three-point field goals: 10-32 (.313).

CHARLEY PARKS

Height: 6-5 Weight: 210 Idaho State '68 Born in 1946

YEAR	GP	MIN	FGM	FGA	PCT	FTM	FTA	PCT	OFF	DEF	REB	AST	PF	DQ	STL	BLK	PTS	AVG
68-69	2	5	0	1	.000	0	0	---	0	0	0	0	1	0	-	-	0	0.0

Three-point field goals: 0-0.

RUBEN PATTERSON

Height: 6-5 Weight: 224 Cincinnati '98 Born Jul. 31, 1975
 Acquired: By trade from Portland on Feb. 23, 2006 Departed: Traded to Milwaukee on Aug. 10, 2006

YEAR	GP	MIN	FGM	FGA	PCT	FTM	FTA	PCT	OFF	DEF	REB	AST	PF	DQ	STL	BLK	PTS	AVG
05-06	26	736	139	256	.543	65	112	.580	45	45	90	67	71	0	8	2	99	13.2

Three-point field goals: 1-6 (.167).

PLAYOFFS	GP	MIN	FGM	FGA	PCT	FTM	FTA	PCT	OFF	DEF	REB	AST	PF	DQ	STL	BLK	PTS	AVG
2006	4	58	9	17	.529	2	5	.400	5	1	6	3	6	0	1	0	20	5.0

Three-point field goals: 0-0.

WESLEY PERSON

Height: 6-6 Weight: 205 Auburn '94 Born Mar. 28, 1971
 Acquired: As a free agent on Mar. 3, 2005 Departed: Contract expired at the end of '04-05 season

YEAR	GP	MIN	FGM	FGA	PCT	FTM	FTA	PCT	OFF	DEF	REB	AST	PF	DQ	STL	BLK	PTS	AVG
04-05	25	461	82	169	.485	5	9	.556	2	59	61	28	24	0	13	4	202	8.1

Three-point field goals: 33-68 (.485).

PLAYOFFS	GP	MIN	FGM	FGA	PCT	FTM	FTA	PCT	OFF	DEF	REB	AST	PF	DQ	STL	BLK	PTS	AVG
2005	4	54	6	14	.429	0	0	---	1	0	1	1	0	0	1	0	15	3.8

Three-point field goals: 3-8 (.375).

JOHAN PETRO

Height: 7-0 Weight: 247 France Born Jan. 27, 1986
 Acquired: By trade from Oklahoma City on Jan. 7, 2009 Departed: Contract expired at the end of '09-10 season

YEAR	GP	MIN	FGM	FGA	PCT	FTM	FTA	PCT	OFF	DEF	REB	AST	PF	DQ	STL	BLK	PTS	AVG
08-09	27	217	27	63	.429	6	14	.429	15	48	63	10	56	0	3	10	60	2.2
09-10	36	436	54	101	.535	14	21	.667	32	97	129	14	80	0	10	13	122	3.4
TOTALS	63	653	80	163	.491	20	35	.571	47	145	192	24	136	0	13	23	182	2.9

Three-point field goals: '08-09, 0-1 (.000); '09-10, 0-1 (.000). Totals: 0-2 (.000).

PLAYOFFS	GP	MIN	FGM	FGA	PCT	FTM	FTA	PCT	OFF	DEF	REB	AST	PF	DQ	STL	BLK	PTS	AVG
2009	10	26	2	9	.222	5	8	.625	2	4	6	1	4	0	0	1	9	0.9
2010	6	45	6	11	.545	1	2	.500	2	9	11	1	13	0	1	3	13	2.2
TOTALS	16	71	8	20	.400	6	10	.600	4	13	17	2	17	0	1	4	22	1.4

Three-point field goals: 0-0.

WALT PIATKOWSKI

Height: 6-8 Weight: 225 Bowling Green '68 Born Jun. 11, 1945
 Acquired: Drafted in the second round in 1968 Departed: Traded to Kentucky in 1970

YEAR	GP	MIN	FGM	FGA	PCT	FTM	FTA	PCT	OFF	DEF	REB	AST	PF	DQ	STL	BLK	PTS	AVG
68-69	77	1819	399	956	.417	117	151	.775	147	216	363	46	226	2	-	-	942	12.2
69-70	75	1302	215	535	.402	76	99	.768	106	146	252	41	180	1	-	-	517	7.0
TOTALS	152	3121	614	1491	.412	193	250	.772	253	362	615	87	406	3	-	-	1459	9.6

Three-point field goals: '68-69, 27-82 (.329); '69-70, 11-50 (.220). Totals 38-132 (.288).

PLAYOFFS	GP	MIN	FGM	FGA	PCT	FTM	FTA	PCT	OFF	DEF	REB	AST	PF	DQ	STL	BLK	PTS	AVG
1969	7	201	48	111	.432	10	11	.909	10	19	29	6	32	1	-	-	107	15.3
1970	6	50	12	24	.500	2	4	.500	9	2	11	4	9	0	-	-	27	4.5
TOTALS	13	251	60	135	.444	12	15	.800	19	21	40	10	41	1	-	-	134	10.3

Three-point field goals: 1969, 1-9 (.111); 1970, 1-4 (.250). Totals: 2-13 (.154).

RICKY PIERCE

Height: 6-4 Weight: 215 Rice '83 Born Aug. 19, 1959
 Acquired: By trade from Indiana on Jun. 13, 1996 Departed: Traded to Charlotte on Feb. 20, 1997

YEAR	GP	MIN	FGM	FGA	PCT	FTM	FTA	PCT	OFF	DEF	REB	AST	PF	DQ	STL	BLK	PTS	AVG
96-97	33	600	120	260	.462	83	92	.902	17	36	53	31	49	0	14	5	335	10.2

Three-point field goals: 12-39 (.308).





MASON PLUMLEE

Height: 6-11 Weight: 235 Duke '13 Born Mar. 5, 1990
 Acquired: By trade from Portland on Feb. 13, 2017 Departed: Contract expired at end of '19-20 season

YEAR	GP	MIN	FGM	FGA	PCT	FTM	FTA	PCT	OFF	DEF	REB	AST	PF	DQ	STL	BLK	PTS	AVG
16-17	27	632	99	181	.547	47	76	.618	50	123	173	70	77	0	19	29	245	9.1
17-18	74	1439	221	368	.601	82	179	.458	132	268	400	142	184	2	49	81	524	7.1
18-19	82	1731	262	442	.593	111	198	.561	165	359	524	243	252	5	66	76	637	7.8
19-20	61	1057	177	288	.615	83	155	.535	98	219	317	154	143	1	33	38	437	7.2
TOTALS	244	4859	759	1279	.593	323	608	.531	445	969	1414	609	656	8	167	224	1843	7.6

Three-point field goals: '16-17, 0-1 (.000); '17-18, 0-1 (.000); '18-19, 2-10 (.200); '19-20, 0-5 (.000). Totals: 2-17 (.118).

PLAYOFFS	GP	MIN	FGM	FGA	PCT	FTM	FTA	PCT	OFF	DEF	REB	AST	PF	DQ	STL	BLK	PTS	AVG
2019	14	218	24	47	.511	16	28	.571	26	36	62	21	39	0	7	10	64	4.6
2020	19	206	19	39	.487	8	12	.667	31	30	61	25	40	0	4	8	46	2.4
TOTALS	33	424	43	86	.500	24	40	.600	57	66	123	46	79	0	11	18	110	3.3

Three-point field goals: 2019, 0-1 (.000); 2020, 0-2 (.000). Totals: 0-3 (.000).

GARY PLUMMER

Height: 6-9 Weight: 255 Boston University '84 Born Feb. 21, 1962
 Acquired: Signed as a free agent on Oct. 1, 1992 Departed: Contract expired at end of '92-93 season

YEAR	GP	MIN	FGM	FGA	PCT	FTM	FTA	PCT	OFF	DEF	REB	AST	PF	DQ	STL	BLK	PTS	AVG
92-93	60	737	106	228	.465	69	95	.726	53	120	173	40	141	1	14	11	281	4.7

Three-point field goals: 0-3 (.000).

MARK POPE

Height: 6-10 Weight: 235 Kentucky '96 Born Sept. 11, 1972
 Acquired: Signed as a free agent on Sept. 29, 2003 Departed: Contract expired at end of '03-04 season

YEAR	GP	MIN	FGM	FGA	PCT	FTM	FTA	PCT	OFF	DEF	REB	AST	PF	DQ	STL	BLK	PTS	AVG
03-04	4	20	1	2	.500	0	1	.000	0	3	3	0	8	0	1	0	2	0.5
04-05	9	27	2	6	.333	0	0	---	5	3	8	1	5	0	1	2	4	0.4
TOTALS	13	47	3	8	.375	0	1	.000	5	6	11	1	13	0	2	2	6	0.5

Three-point field goals: 0-0.

MICHAEL PORTER JR.

Height: 6-10 Weight: 218 Missouri '18 Born Jun. 29, 1998
 Acquired: Drafted in the first round, No. 14 overall, in 2018 Currently on the team

YEAR	GP	MIN	FGM	FGA	PCT	FTM	FTA	PCT	OFF	DEF	REB	AST	PF	DQ	STL	BLK	PTS	AVG
19-20	55	903	195	383	.509	60	72	.833	66	193	259	46	100	0	27	25	512	9.3
20-21	61	1912	443	817	.542	106	134	.791	91	354	445	70	126	0	40	54	1162	19.0
21-22	9	265	37	103	.359	5	9	.556	9	50	59	17	16	0	10	2	89	
22-23	62	1798	398	817	.487	96	120	.800	64	277	341	65	119	0	37	29	1080	
TOTALS	187	4878	1073	2120	.506	267	335	.797	230	874	1104	198	361	0	114	110	2843	15.2

Three-point field goals: '19-20, 62-147 (.422); '20-21, 170-382 (.445); '21-22, 10-48 (.208); '22-23, 188-454 (.414). Totals: 430-1031 (.417).

PLAYOFFS	GP	MIN	FGM	FGA	PCT	FTM	FTA	PCT	OFF	DEF	REB	AST	PF	DQ	STL	BLK	PTS	AVG
2020	19	451	78	164	.476	26	35	.743	21	106	127	16	43	0	13	6	216	11.4
2021	10	332	64	135	.474	17	21	.810	12	50	62	13	31	0	11	3	174	17.4
2022	Did not play (injury)																	
2023	20	654	99	234	.423	23	29	.793	20	142	162	31	42	0	10	11	267	13.4
TOTALS	49	1437	241	533	.452	66	85	.776	53	298	351	60	116	0	34	20	657	13.4

Three-point field goals: 2020, 34-89 (.382); 2021, 29-73 (.397); 2023, 46-131 (.351). Totals: 109-293 (.372).

JAMES POSEY

Height: 6-8 Weight: 215 Xavier (OH) '99 Born Jan. 13, 1977
 Acquired: Drafted, No. 18 overall, in 1999 Departed: Traded to Houston on Dec. 18, 2002

YEAR	GP	MIN	FGM	FGA	PCT	FTM	FTA	PCT	OFF	DEF	REB	AST	PF	DQ	STL	BLK	PTS	AVG
99-00	81	2052	230	536	.429	120	150	.800	85	232	317	146	207	1	98	33	662	8.2
00-01	82	2255	243	590	.412	115	141	.816	125	306	431	163	226	2	93	40	666	8.1
01-02	73	2238	277	736	.376	161	203	.793	109	320	429	180	224	3	114	39	782	10.7
02-03	25	872	121	324	.373	86	102	.843	38	107	145	78	63	1	29	6	352	14.1
TOTALS	261	7417	871	2186	.398	482	596	.809	357	965	1322	567	720	7	334	118	2462	9.4

Three-point field goals: '99-00, 82-220 (.373); '00-01, 65-217 (.300); '01-02, 67-237 (.283); '02-03, 24-88 (.273). Totals: 238-762 (.312).

JIM PRICE

Height: 6-3 Weight: 195 Louisville '72 Born Nov. 27, 1949
 Acquired: By trade from Buffalo on Dec. 17, 1976 Departed: Traded to Detroit on Feb. 1, 1978

YEAR	GP	MIN	FGM	FGA	PCT	FTM	FTA	PCT	OFF	DEF	REB	AST	PF	DQ	STL	BLK	PTS	AVG
76-77	55	1384	188	422	.445	59	74	.797	41	143	184	208	181	3	96	14	435	7.9
77-78	49	1090	141	293	.481	51	66	.773	30	129	159	158	118	0	69	4	333	6.8
TOTALS	104	2474	329	715	.460	110	140	.786	71	272	343	366	299	3	165	18	768	7.4

PLAYOFFS	GP	MIN	FGM	FGA	PCT	FTM	FTA	PCT	OFF	DEF	REB	AST	PF	DQ	STL	BLK	PTS	AVG
1977	6	158	19	53	.358	5	8	.625	6	18	24	25	18	0	12	1	43	7.2





MARK RANDALL

Height: 6-9 Weight: 235 Kansas '91 Born Sept. 30, 1967
 Acquired: Signed as a free agent on Nov. 29, 1993
 Re-Acquired: Signed the first of two consecutive 10-day contracts on Feb. 23, 1995
 Re-Acquired: Signed as a free agent on Jan. 22, 1999
 Departed: Waived on Nov. 1, 1994
 Departed: Contract expired at end of '94-95 season
 Departed: Waived on Feb. 19, 1999

YEAR	GP	MIN	FGM	FGA	PCT	FTM	FTA	PCT	OFF	DEF	REB	AST	PF	DQ	STL	BLK	PTS	AVG
93-94	28	155	17	50	.340	22	28	.786	9	13	22	11	18	0	8	3	58	2.1
94-95	8	39	3	10	.300	0	0	-----	4	8	12	1	5	0	0	0	6	0.8
TOTALS	36	194	20	60	.333	22	28	.786	13	21	34	12	23	0	8	3	64	1.8

Three-point field goals: '93-94, 2-14 (.143); '94-95, 0-1 (.000). Totals: 2-15 (.133).

PLAYOFFS	GP	MIN	FGM	FGA	PCT	FTM	FTA	PCT	OFF	DEF	REB	AST	PF	DQ	STL	BLK	PTS	AVG
1994	2	6	0	1	.000	0	0	.000	1	4	5	0	1	0	0	1	0	0.0
1995	-----DNP - INJURED-----																	

Three-point field goals: 0-0.

ANTHONY RANDOLPH

Height: 6-10 Weight: 205 LSU '08 Born Jul. 15, 1989
 Acquired: Signed as a free agent on Jul. 20, 2012
 Departed: Traded to Chicago in a draft-night deal on Jun. 26, 2014

YEAR	GP	MIN	FGM	FGA	PCT	FTM	FTA	PCT	OFF	DEF	REB	AST	PF	DQ	STL	BLK	PTS	AVG
12-13	39	329	56	114	.491	31	45	.689	29	66	95	12	41	0	19	21	143	3.7
13-14	43	527	68	176	.386	52	69	.754	20	102	122	32	64	0	26	19	206	4.8
TOTALS	82	856	124	290	.428	83	114	.728	49	168	217	44	105	0	45	40	349	4.3

Three-point field goals: '12-13, 0-8 (.000); '13-14, 18-61 (.295). Totals: 18-69 (.261).

PLAYOFFS	GP	MIN	FGM	FGA	PCT	FTM	FTA	PCT	OFF	DEF	REB	AST	PF	DQ	STL	BLK	PTS	AVG
2013	5	30	9	11	.818	8	11	.727	0	6	6	0	4	0	2	0	26	5.2

Three-point field goals: 0-0.

BLAIR RASMUSSEN

Height: 7-0 Weight: 250 Oregon '85 Born Nov. 13, 1962
 Acquired: Drafted, No. 15 overall, in 1985
 Departed: Traded to Atlanta on Jul. 1, 1991

YEAR	GP	MIN	FGM	FGA	PCT	FTM	FTA	PCT	OFF	DEF	REB	AST	PF	DQ	STL	BLK	PTS	AVG
85-86	48	330	31	150	.407	31	39	.795	37	60	97	16	63	0	3	10	153	3.2
86-87	74	1421	268	570	.470	169	231	.732	183	282	465	60	224	6	24	58	705	9.5
87-88	79	1779	435	884	.492	132	170	.776	130	307	437	78	241	2	22	81	1002	12.7
88-89	77	1308	257	577	.445	69	81	.852	105	182	287	49	194	2	29	41	583	7.6
89-90	81	1995	445	895	.497	111	134	.828	174	420	594	82	200	10	40	104	1001	12.4
90-91	70	2325	405	885	.458	63	93	.677	170	508	678	70	307	15	52	132	875	12.5
TOTALS	429	9158	1841	3961	.465	575	748	.769	799	1759	2558	355	1229	35	170	426	4319	10.1

Three-point field goals: '89-90, 0-1 (.000); '90-91, 2-5 (.400). Totals: 2-6 (.333).

PLAYOFFS	GP	MIN	FGM	FGA	PCT	FTM	FTA	PCT	OFF	DEF	REB	AST	PF	DQ	STL	BLK	PTS	AVG
1986	10	175	39	96	.406	33	41	.805	27	33	60	10	28	1	5	9	111	11.1
1987	3	92	22	45	.489	5	10	.500	8	15	23	7	12	0	2	2	49	16.3
1988	11	277	60	127	.472	18	20	.900	25	46	71	7	33	0	1	12	138	12.5
1989	2	4	0	0	.000	0	0	.000	0	0	0	0	1	0	0	0	0	0.0
1990	3	84	19	48	.396	9	10	.900	8	18	26	1	10	0	2	4	47	15.7
TOTALS	29	632	140	316	.443	65	81	.802	68	112	180	25	84	1	10	27	345	11.9

Three-point field goals: 0-0.

JAMES RAY

Height: 6-8 Weight: 215 Jacksonville '80 Born Jul. 27, 1957
 Acquired: Drafted, No. 5 overall, in 1980
 Departed: Contract expired at end of '82-83 season

YEAR	GP	MIN	FGM	FGA	PCT	FTM	FTA	PCT	OFF	DEF	REB	AST	PF	DQ	STL	BLK	PTS	AVG
80-81	18	148	15	49	.306	7	10	.700	13	24	37	11	31	0	4	4	37	2.1
81-82	40	262	51	116	.440	21	36	.583	18	47	65	26	59	0	10	16	124	3.1
82-83	45	433	70	153	.458	33	51	.647	37	89	126	39	83	2	24	19	173	3.8
TOTALS	103	843	136	318	.428	61	97	.629	68	160	228	76	173	2	38	39	334	3.2

Three-point field goals: '80-81, 0-1 (.000); '81-82, 1-1 (1.000); '82-83, 0-1 (.000). Totals: 1-3 (.333).

PLAYOFFS	GP	MIN	FGM	FGA	PCT	FTM	FTA	PCT	OFF	DEF	REB	AST	PF	DQ	STL	BLK	PTS	AVG
1982	1	2	0	0	.000	0	0	.000	0	0	0	0	1	0	0	1	0	0.0
1983	3	18	1	6	.167	1	4	.250	1	2	3	0	3	0	0	0	1	3.0
TOTALS	4	20	1	6	.167	1	4	.250	1	2	3	0	4	0	0	2	3	0.8

Three-point field goals: 0-0.

ELDRIDGE RECASNER

Height: 6-3 Weight: 190 Washington '90 Born Dec. 14, 1967
 Acquired: Signed a 10-day contract on Mar. 3, 1995
 Departed: Was not offered a second 10-day contract

YEAR	GP	MIN	FGM	FGA	PCT	FTM	FTA	PCT	OFF	DEF	REB	AST	PF	DQ	STL	BLK	PTS	AVG
94-95	3	13	1	6	.167	4	4	1.000	0	2	2	1	0	0	3	0	6	2.0

Three-point field goals: 0-1 (.000).

DAVON REED

Height: 6-5 Weight: 208 Miami '17 Born June 11, 1995
 Acquired: Signed as a free agent on Sept. 27, 2021
 Departed: Traded to Los Angeles Lakers on Feb. 9, 2023

YEAR	GP	MIN	FGM	FGA	PCT	FTM	FTA	PCT	OFF	DEF	REB	AST	PF	DQ	STL	BLK	PTS	AVG
21-22	48	668	81	161	.503	10	15	.667	14	94	108	53	63	0	24	9	209	4.4
22-23	35	315	25	80	.313	15	20	.750	9	46	55	19	36	0	13	4	81	2.3
TOTALS	83	983	106	244	.440	25	35	.714	23	140	163	72	99	0	37	13	290	3.5

Three-point field goals: 21-22, 37-86 (.430); 22-23, 16-44 (.364). Totals: 53-130 (.408).

ISAIAH RIDER

Height: 6-5 Weight: 215 UNLV '93 Born Mar. 12, 1971
 Acquired: Signed as a free agent on Sept. 29, 2001
 Departed: Waived on Nov. 19, 2001

YEAR	GP	MIN	FGM	FGA	PCT	FTM	FTA	PCT	OFF	DEF	REB	AST	PF	DQ	STL	BLK	PTS	AVG
01-02	10	173	37	81	.457	13	17	.765	10	23	33	12	11	0	3	2	93	9.3

Three-point field goals: 6-15 (.400).





AUSTIN RIVERS

Height: 6-4 Weight: 200 Duke '12 Born Aug. 1, 1992
 Acquired: Signed as a free agent on Apr. 20, 2021 Departed: Contract expired after the 21-22 season

YEAR	GP	MIN	FGM	FGA	PCT	FTM	FTA	PCT	OFF	DEF	REB	AST	PF	DQ	STL	BLK	PTS	AVG
20-21	15	403	46	110	.418	12	17	.706	3	32	35	39	32	0	18	2	131	8.7
Three-point field goals: '20-21, 27-72 (.375).																		
PLAYOFFS	GP	MIN	FGM	FGA	PCT	FTM	FTA	PCT	OFF	DEF	REB	AST	PF	DQ	STL	BLK	PTS	AVG
2021	10	305	30	69	.435	13	16	.813	1	16	17	21	32	0	2	3	92	9.2
Three-point field goals: 2021, 19-46 (.413).																		

ANTHONY ROBERTS

Height: 6-5 Weight: 185 Oral Roberts '77 Born April 15, 1955
 Acquired: Signed as a free agent on Aug. 9, 1977 Departed: Waived on Nov. 27, 1979
 Re-Acquired: Signed for the remainder of the season on Feb. 25, 1984 Departed: Waived on Jul. 25, 1984

YEAR	GP	MIN	FGM	FGA	PCT	FTM	FTA	PCT	OFF	DEF	REB	AST	PF	DQ	STL	BLK	PTS	AVG
77-78	82	1598	311	736	.423	153	212	.722	135	216	351	105	212	1	40	7	775	9.5
78-79	63	1236	211	498	.424	76	110	.691	106	152	258	107	142	2	20	2	498	7.9
79-80	23	486	69	181	.381	39	60	.650	54	55	109	20	52	1	13	3	177	7.7
83-84	19	197	34	91	.374	13	18	.722	20	31	51	13	43	1	5	1	81	4.3
TOTALS	187	3517	625	1506	.445	281	400	.702	315	454	769	245	449	5	78	13	1531	8.2
Three-point field goals: '79-80, 0-1 (.000).																		
PLAYOFFS	GP	MIN	FGM	FGA	PCT	FTM	FTA	PCT	OFF	DEF	REB	AST	PF	DQ	STL	BLK	PTS	AVG
1978	13	400	86	199	.432	40	50	.300	45	63	108	30	57	3	11	6	212	16.3
1979	3	80	13	33	.394	7	11	.636	5	8	13	6	9	0	2	1	33	11.0
TOTALS	16	480	99	232	.427	47	61	.770	50	71	121	36	66	3	13	7	245	15.3

MARV ROBERTS

Height: 6-8 Weight: 220 Utah State '71 Born Jan. 29, 1950
 Acquired: Drafted in the second round in 1971 Departed: Traded to Carolina in Jan. 1974

YEAR	GP	MIN	FGM	FGA	PCT	FTM	FTA	PCT	OFF	DEF	REB	AST	PF	DQ	STL	BLK	PTS	AVG
71-72	68	1047	217	533	.407	86	120	.717	121	173	294	61	150	3	-	-	521	7.7
72-73	77	1959	374	807	.463	201	253	.788	180	218	398	95	194	3	49	6	950	12.3
73-74	35	645	106	237	.447	48	62	.774	58	73	131	44	72	x	13	2	261	7.5
TOTALS	180	3651	697	1577	.442	335	435	.767	359	464	823	200	416	6	62	8	1732	9.6
Three-point field goals: '71-72, 1-4 (.250); '72-73, 1-3 (.333); '73-74, 1-1 (1.000). Totals: 3-8 (.375).																		
PLAYOFFS	GP	MIN	FGM	FGA	PCT	FTM	FTA	PCT	OFF	DEF	REB	AST	PF	DQ	STL	BLK	PTS	AVG
1972	3	20	2	7	.286	2	2	1.000	1	1	2	0	1	0	-	-	6	2.0
1973	2	24	4	8	.500	2	2	1.000	0	3	3	1	5	0	0	0	10	5.0
TOTALS	5	44	6	15	.400	4	4	1.000	1	4	5	1	6	0	0	0	16	3.2
Three-point field goals: '71-72, 0-1 (.000).																		

NATE ROBINSON

Height: 5-9 Weight: 180 Washington '05 Born May 31, 1985
 Acquired: Signed as a free agent on July 26, 2013 Departed: Traded to Boston on Jan. 13, 2015

YEAR	GP	MIN	FGM	FGA	PCT	FTM	FTA	PCT	OFF	DEF	REB	AST	PF	DQ	STL	BLK	PTS	AVG
13-14	44	866	164	383	.428	71	85	.835	21	60	81	112	92	0	36	4	457	10.4
14-15	33	465	71	204	.348	26	40	.650	14	25	39	77	68	0	14	3	192	5.8
TOTALS	77	1331	235	587	.400	97	125	.776	35	85	120	189	160	0	50	7	649	8.4
Three-point field goals: '13-14, 58-154 (.377); '14-15, 24-92 (.261). Totals: 82-246 (.333)																		

DAVE ROBISCH

Height: 6-10 Weight: 240 Kansas '71 Born Dec. 22, 1949
 Acquired: Drafted in the second round in 1971 Departed: Traded to Baltimore in 1975
 Re-Acquired: By trade from Cleveland on Oct. 31, 1980 Departed: Waived on Dec. 13, 1983

YEAR	GP	MIN	FGM	FGA	PCT	FTM	FTA	PCT	OFF	DEF	REB	AST	PF	DQ	STL	BLK	PTS	AVG
71-72	84	2420	505	1133	.446	294	419	.702	287	517	804	201	251	6	-	-	1304	15.5
72-73	83	2647	521	1009	.516	309	409	.756	248	496	744	170	271	8	46	61	1351	16.3
73-74	84	2469	449	950	.473	318	411	.774	217	491	708	152	225	x	45	66	1216	14.5
74-75	84	1899	392	778	.504	304	346	.879	161	342	503	153	205	x	46	48	1088	13.0
80-81	73	1744	293	642	.456	200	247	.810	157	342	499	173	173	0	37	34	757	10.2
81-82	12	257	48	106	.453	48	55	.873	14	49	63	32	29	0	3	4	144	12.0
82-83	61	711	96	251	.382	92	118	.780	34	117	151	53	61	0	10	9	284	4.7
83-84	19	141	13	40	.325	11	13	.846	1	20	21	13	13	0	0	1	37	1.9
TOTALS	500	11988	2317	4909	.472	1576	2018	.781	1119	2374	3493	947	1228	14	187	223	6181	12.7
Three-point field goals: '71-72, 0-5 (.000); '72-73, 0-1 (.000); '74-75, 0-1 (.000); '82-83 0-1 (.000); Totals: 0-8 (.000).																		
PLAYOFFS	GP	MIN	FGM	FGA	PCT	FTM	FTA	PCT	OFF	DEF	REB	AST	PF	DQ	STL	BLK	PTS	AVG
1972	7	288	50	138	.362	37	52	.712	32	67	99	15	25	0	-	-	137	19.6
1973	5	184	40	85	.471	21	31	.677	30	38	68	8	21	1	3	1	101	20.2
1975	13	354	73	151	.483	46	53	.868	27	48	75	22	31	x	11	8	192	14.8
1983	3	22	1	7	.143	0	2	.000	3	6	9	1	2	0	0	1	2	0.7
TOTALS	28	848	164	381	.430	104	138	.754	92	159	251	46	79	1	14	10	432	15.4
Three-point field goals: 0-0.																		





JOHN ROCHE

Height: 6-3 Weight: 170 South Carolina '71 Born Sept. 26, 1949
 Acquired: Signed as a free agent on Jul. 27, 1979 Departed: Retired at end of '81-82 season

YEAR	GP	MIN	FGM	FGA	PCT	FTM	FTA	PCT	OFF	DEF	REB	AST	PF	DQ	STL	BLK	PTS	AVG
79-80	82	2286	354	741	.478	175	202	.866	24	91	115	405	139	0	82	12	932	11.4
80-81	26	611	82	179	.458	58	77	.753	5	32	37	140	44	0	17	8	231	8.9
81-82	39	501	68	150	.453	28	38	.737	4	19	23	89	40	0	15	2	187	4.8
TOTALS	147	3398	504	1070	.471	261	317	.823	33	142	175	634	223	0	114	22	1350	9.2

Three-point field goals: '79-80, 49-129(.380); '80-81, 9-27 (.333); '81-82, 23-52 (.442). Totals: 81-208 (.389).

RODNEY ROGERS

Height: 6-7 Weight: 255 Wake Forest '94 Born Jun. 20, 1971
 Acquired: Drafted, No. 9 overall, in 1993 Departed: Traded to L.A. Clippers on Jun. 28, 1995

YEAR	GP	MIN	FGM	FGA	PCT	FTM	FTA	PCT	OFF	DEF	REB	AST	PF	DQ	STL	BLK	PTS	AVG
93-94	79	1406	239	545	.439	127	189	.672	90	136	226	101	195	3	63	48	640	8.1
94-95	80	2142	375	769	.488	179	275	.651	132	253	385	161	281	7	95	46	979	12.2
TOTALS	159	3548	614	1314	.467	306	464	.659	222	389	611	262	476	10	158	94	1619	10.2

Three-point field goals: '93-94, 35-92, (.380); '94-95, 50-148 (.338). Totals: 85-240 (.354).

PLAYOFFS	GP	MIN	FGM	FGA	PCT	FTM	FTA	PCT	OFF	DEF	REB	AST	PF	DQ	STL	BLK	PTS	AVG
1994	12	190	19	49	.388	17	27	.630	8	13	21	16	25	0	7	6	61	5.1
1995	3	76	12	22	.545	1	4	.250	1	11	12	5	13	1	3	4	26	8.7
TOTALS	15	266	31	71	.437	18	31	.581	9	24	33	21	38	1	10	10	87	5.8

Three-point field goals: '93-94, 6-19 (.315); '94-95, 1-4 (.250). Totals: 7-23 (.304).

ROY ROGERS

Height: 6-10 Weight: 235 Alabama '96 Born: Aug. 18, 1973
 Acquired: Signed as a free agent on Oct. 1, 1999 Departed: Contract expired at end of '99-00 season

YEAR	GP	MIN	FGM	FGA	PCT	FTM	FTA	PCT	OFF	DEF	REB	AST	PF	DQ	STL	BLK	PTS	AVG
99-00	40	355	35	88	.398	19	41	.463	33	47	80	9	36	0	2	38	89	2.2

Three-point field goals: 0-0.

WILLIE ROGERS

Height: 6-3 Weight: 195 Oklahoma '68 Born Sept. 11, 1945

YEAR	GP	MIN	FGM	FGA	PCT	FTM	FTA	PCT	OFF	DEF	REB	AST	PF	DQ	STL	BLK	PTS	AVG
68-69	40	294	27	80	.338	31	52	.596	17	30	47	16	51	1	-	-	85	2.1

Three-point field goals: 0-3 (.000).

JALEN ROSE

Height: 6-8 Weight: 210 Michigan '95 Born Jan. 30, 1973
 Acquired: Drafted, No. 13 overall, in 1994 Departed: Traded to Indiana on Jun. 13, 1996

YEAR	GP	MIN	FGM	FGA	PCT	FTM	FTA	PCT	OFF	DEF	REB	AST	PF	DQ	STL	BLK	PTS	AVG
94-95	81	1798	227	500	.454	173	234	.739	57	160	217	389	206	0	65	22	663	8.2
95-96	80	2134	290	604	.480	191	277	.690	46	214	260	495	229	3	53	39	803	10.0
TOTALS	161	3932	517	1104	.468	364	511	.712	103	374	477	884	435	3	118	61	1466	9.1

Three-point field goals: '94-95, 36-114 (.316); '95-96, 32-108 (.296). Totals: 68-222 (.306).

PLAYOFFS	GP	MIN	FGM	FGA	PCT	FTM	FTA	PCT	OFF	DEF	REB	AST	PF	DQ	STL	BLK	PTS	AVG
1995	3	99	13	28	.464	3	5	.600	4	7	11	18	9	0	3	2	30	10.0

Three-point field goals: 1-4 (.250).

BRYON RUSSELL

Height: 6-7 Weight: 225 Long Beach State '93 Born Dec. 31, 1970
 Acquired: Signed as a free agent on Oct. 5, 2005 Departed: Traded to Seattle on Feb. 23, 2006

YEAR	GP	MIN	FGM	FGA	PCT	FTM	FTA	PCT	OFF	DEF	REB	AST	PF	DQ	STL	BLK	PTS	AVG
04-05	70	1026	95	252	.377	61	77	.792	50	122	172	72	130	0	44	11	307	4.4
05-06	1	3	0	0	---	0	0	---	0	1	1	1	0	0	0	0	0	0.0
TOTALS	71	1029	95	252	.377	61	77	.792	50	123	173	73	130	0	44	11	307	4.4

Three-point field goals: '04-05, 56-149 (.376); '05-06, 0-0 (---). Totals: 56-149 (.376).

PLAYOFFS	GP	MIN	FGM	FGA	PCT	FTM	FTA	PCT	OFF	DEF	REB	AST	PF	DQ	STL	BLK	PTS	AVG
2005	3	9	0	1	.000	3	3	1.000	0	0	0	0	0	0	0	0	3	1.0

Three-point field goals: 1-4 (.250).

CHEIKH SAMB

Height: 7-1 Weight: 245 Senegal Born: Oct. 22, 1984
 Acquired: By trade from Detroit on Nov. 3, 2008 Departed: By trade to L.A. Clippers on Jan. 5, 2009

YEAR	GP	MIN	FGM	FGA	PCT	FTM	FTA	PCT	OFF	DEF	REB	AST	PF	DQ	STL	BLK	PTS	AVG
08-09	6	24	2	13	.154	0	0	---	2	7	9	1	4	0	2	5	4	0.7

Three-point field goals: 0-1 (.000).





JAMAL SAMPSON

Height: 6-11 Weight: 235 California Born May 15, 1983
 Acquired: Signed as a free agent on Jul. 28, 2006 Departed: Contract expired at end of '06-07 season

YEAR	GP	MIN	FGM	FGA	PCT	FTM	FTA	PCT	OFF	DEF	REB	AST	PF	DQ	STL	BLK	PTS	AVG
06-07	22	125	9	14	.643	6	14	.429	15	33	48	5	17	0	2	7	24	1.1

Three-point field goals: 0-0.

KENNY SATTERFIELD

Height: 6-2 Weight: 170 Cincinnati '03 Born Apr. 10, 1981
 Acquired: By trade from Dallas on Sept. 24, 2001 Departed: Waived on Dec. 18, 2002

YEAR	GP	MIN	FGM	FGA	PCT	FTM	FTA	PCT	OFF	DEF	REB	AST	PF	DQ	STL	BLK	PTS	AVG
01-02	36	560	73	199	.367	36	46	.783	17	35	52	108	43	0	31	1	189	5.3
02-03	22	420	51	165	.309	16	23	.696	12	23	35	53	30	0	18	2	123	5.6
TOTALS	58	980	124	364	.341	52	69	.754	29	58	87	161	73	0	49	3	312	5.4

Three-point field goals: '01-02, 7-27 (.259); '02-03, 5-28 (.179). Totals: 12-55 (.218).

PREDRAG SAVOVIC

Height: 6-6 Weight: 225 Hawaii '02 Born: May 21, 1976
 Acquired: Signed as a free agent on July 18, 2002 Departed: Waived on Aug. 4, 2003

YEAR	GP	MIN	FGM	FGA	PCT	FTM	FTA	PCT	OFF	DEF	REB	AST	PF	DQ	STL	BLK	PTS	AVG
02-03	27	256	29	93	.312	21	29	.724	9	16	25	22	33	0	14	1	83	3.1

Three-point field goals: 4-26 (.154).

DAN SCHAYES

Height: 6-11 Weight: 245 Syracuse '81 Born May 10, 1959
 Acquired: By trade from Utah on Feb. 7, 1982 Departed: Traded to Milwaukee on Aug. 1, 1990

YEAR	GP	MIN	FGM	FGA	PCT	FTM	FTA	PCT	OFF	DEF	REB	AST	PF	DQ	STL	BLK	PTS	AVG
82-83	32	646	111	235	.472	71	100	.710	63	123	186	40	109	1	15	58	293	9.2
83-84	82	1420	183	371	.493	215	272	.790	145	288	433	91	308	5	32	60	581	7.1
84-85	56	542	60	129	.465	79	97	.814	48	96	144	38	98	2	20	25	199	3.6
85-86	80	1654	221	440	.502	216	278	.777	154	285	439	79	298	7	42	63	658	8.2
86-87	76	1556	210	405	.519	229	294	.779	120	260	380	85	266	5	20	74	649	8.5
87-88	81	2166	361	668	.540	407	487	.836	200	462	662	106	323	9	62	92	1129	13.9
88-89	76	1918	317	607	.522	332	402	.826	142	358	500	105	320	8	42	81	969	12.8
89-90	53	1194	163	330	.494	225	264	.852	117	225	342	61	200	7	41	45	551	10.4
TOTALS	536	11096	1626	3185	.511	1774	2194	.809	989	2097	3086	605	1922	44	274	498	5029	9.4

Three-point field goals: '82-83, 0-1 (.000); '83-84, 0-2 (.000); '85-86, 0-1 (.000); '87-88, 0-2 (.000); '88-89, 3-9 (.333); '89-90, 0-4 (.000). Totals: 3-19 (.159).

PLAYOFFS	GP	MIN	FGM	FGA	PCT	FTM	FTA	PCT	OFF	DEF	REB	AST	PF	DQ	STL	BLK	PTS	AVG
1983	8	163	21	43	.488	15	15	1.000	11	29	40	14	25	0	2	5	57	7.1
1984	5	81	11	18	.611	6	8	.750	3	21	24	4	20	0	4	3	28	5.6
1985	9	118	11	26	.423	14	20	.700	8	22	30	12	22	0	3	4	36	4.0
1986	10	295	46	86	.535	24	30	.800	34	48	82	9	37	1	4	17	116	11.6
1987	3	75	12	17	.706	6	9	.667	6	11	17	2	10	0	1	2	30	10.0
1988	11	314	55	88	.625	70	83	.843	30	49	79	18	46	1	3	10	180	16.4
1989	2	36	1	7	.143	6	8	.750	2	9	11	1	4	0	1	1	8	4.0
TOTALS	48	1082	157	285	.551	141	175	.806	94	189	283	60	162	2	18	42	455	9.5

Three-point field goals: 0-0.

STEVE SCHEFFLER

Height: 6-9 Weight: 250 Purdue '90 Born Sept. 3, 1967
 Acquired: Signed for the remainder of the season on Mar. 31, 1992 Departed: Contract expired at end of '91-92 season

YEAR	GP	MIN	FGM	FGA	PCT	FTM	FTA	PCT	OFF	DEF	REB	AST	PF	DQ	STL	BLK	PTS	AVG
91-92	7	46	4	7	.571	4	6	.667	8	3	11	0	8	0	3	0	12	1.7

Three-point field goals: 0-0.

CHARLES SCOTT

Height: 6-6 Weight: 175 North Carolina '71 Born Dec. 15, 1948
 Acquired: By trade from Los Angeles on Jun. 26, 1978 Departed: Contract expired at end of '79-80 season

YEAR	GP	MIN	FGM	FGA	PCT	FTM	FTA	PCT	OFF	DEF	REB	AST	PF	DQ	STL	BLK	PTS	AVG
78-79	79	2617	393	854	.460	161	215	.749	54	156	210	428	284	12	78	30	947	12.0
79-80	69	1860	276	688	.401	85	118	.720	51	115	166	250	197	3	47	23	639	9.3
TOTALS	148	4477	669	1542	.434	246	333	.739	105	271	376	678	481	15	125	53	1586	10.7

Three-point field goals: '79-80, 2-11 (.182).

PLAYOFFS	GP	MIN	FGM	FGA	PCT	FTM	FTA	PCT	OFF	DEF	REB	AST	PF	DQ	STL	BLK	PTS	AVG
1979	3	104	20	42	.476	8	14	.571	2	12	14	10	11	0	2	2	48	16.0

SHAWNELLE SCOTT

Height: 6-11 Weight: 250 St. John's '94 Born Jun. 16, 1972
 Acquired: Signed as a free agent on Oct. 13, 2001 Departed: Waived on Jan. 6, 2002

YEAR	GP	MIN	FGM	FGA	PCT	FTM	FTA	PCT	OFF	DEF	REB	AST	PF	DQ	STL	BLK	PTS	AVG
01-02	21	252	37	75	.493	8	20	.400	53	50	103	8	49	0	3	6	82	3.9

Three-point field goals: 0-0.





DON SIDLE

Height: 6-9 Weight: 215 Oklahoma '68 Born Jun. 21, 1946
 Acquired: By trade from Miami in Jun. 1970 Departed: Traded to Indiana in Feb. 1971

YEAR	GP	MIN	FGM	FGA	PCT	FTM	FTA	PCT	OFF	DEF	REB	AST	PF	DQ	STL	BLK	PTS	AVG
70-71	54	1623	339	694	.488	192	257	.747	213	275	488	66	167	0	-	-	870	16.1
Three-point field goals: 0-5 (.000).																		

PAUL SILAS

Height: 6-7 Weight: 220 Creighton '63 Born Jul. 12, 1943
 Acquired: By trade from Boston on Oct. 20, 1976 Departed: Traded to Seattle on May 24, 1977

YEAR	GP	MIN	FGM	FGA	PCT	FTM	FTA	PCT	OFF	DEF	REB	AST	PF	DQ	STL	BLK	PTS	AVG
76-77	81	1959	206	572	.360	170	255	.667	236	370	606	132	183	0	58	23	582	7.2
PLAYOFFS GP	MIN	FGM	FGA	PCT	FTM	FTA	PCT	OFF	DEF	REB	AST	PF	DQ	STL	BLK	PTS	AVG	
1977	6	141	14	33	.424	13	24	.542	16	24	40	16	23	1	1	4	41	6.8

GRANT SIMMONS

Height: 6-3 Weight: 190 Nebraska '66 Born Mar. 7, 1943

YEAR	GP	MIN	FGM	FGA	PCT	FTM	FTA	PCT	OFF	DEF	REB	AST	PF	DQ	STL	BLK	PTS	AVG
67-68	78	2264	292	688	.424	208	295	.705	-	-	240	182	236	3	-	-	793	10.2
68-69	17	252	22	59	.373	20	29	.690	6	20	26	15	42	2	-	-	65	3.8
TOTALS	95	2516	314	747	.420	228	324	.704	-	-	266	197	278	5	-	-	858	9.0
Three-point field goals: '67-68, 1-22 (.045); '68-69, 1-2 (.500). Totals: 2-24 (.083).																		
PLAYOFFS GP	MIN	FGM	FGA	PCT	FTM	FTA	PCT	OFF	DEF	REB	AST	PF	DQ	STL	BLK	PTS	AVG	
1968	5	145	13	36	.361	12	16	.750	-	-	22	15	20	1	-	-	38	7.6
1969	2	9	0	1	.000	0	0	---	0	0	0	0	1	0	-	-	0	0.0
TOTALS	7	154	13	37	.351	12	16	.750	-	-	22	15	21	1	-	-	38	5.4
Three-point field goals: 1968, 0-1 (.000).																		

RALPH SIMPSON

Height: 6-5 Weight: 200 Michigan State '70 Born Aug. 10, 1949
 Acquired: Drafted in the first round in 1971 Departed: Traded to Detroit on Oct. 20, 1976
 Re-Acquired: By trade from Detroit on Feb. 1, 1978 Departed: Traded to Philadelphia on Aug. 16, 1978

YEAR	GP	MIN	FGM	FGA	PCT	FTM	FTA	PCT	OFF	DEF	REB	AST	PF	DQ	STL	BLK	PTS	AVG
70-71	81	1820	460	1108	.415	215	285	.754	125	106	231	168	152	1	-	-	1152	14.2
71-72	84	3006	920	2000	.460	457	568	.805	171	227	398	258	244	3	-	-	2300	27.4
72-73	81	2589	732	1670	.438	421	556	.757	140	231	371	222	241	2	127	11	1890	23.3
73-74	75	2244	597	1395	.428	208	276	.754	113	213	326	191	190	x	103	12	1404	18.7
74-75	82	2863	694	1374	.505	303	402	.754	108	283	391	442	214	x	166	19	1692	20.6
75-76	84	3121	619	1211	.511	273	350	.780	121	333	454	597	183	x	153	23	1515	18.0
77-78	32	584	73	230	.317	31	40	.775	26	49	75	72	42	0	43	4	177	4.4
TOTALS	519	16227	4095	8988	.456	1908	2477	.770	804	1442	2246	1950	1266	6	592	69	10130	19.5
Three-point field goals: '70-71, 17-60 (.283); '71-72, 3-22 (.136); '72-73, 5-24 (.208); '73-74, 2-24 (.083); '74-75, 1-12 (.083); '75-76, 4-24 (.167). Totals: 32-166 (.193).																		
PLAYOFFS GP	MIN	FGM	FGA	PCT	FTM	FTA	PCT	OFF	DEF	REB	AST	PF	DQ	STL	BLK	PTS	AVG	
1972	7	291	70	162	.432	47	57	.825	14	17	31	24	21	0	-	-	187	26.7
1973	5	197	51	138	.370	28	37	.757	8	16	24	14	20	1	3	1	132	26.4
1975	13	471	102	241	.427	53	68	.779	18	47	67	74	30	x	22	3	258	19.9
1976	13	542	99	217	.456	58	64	.906	17	44	61	73	33	x	21	4	257	19.8
1978	13	225	43	95	.453	16	23	.696	5	14	19	38	20	0	4	2	102	7.8
TOTALS	51	1546	365	826	.442	202	249	.811	62	138	200	223	124	1	50	10	936	18.4
Three-point field goals: 1972, 0-2 (.000); 1973, 2-6 (.333); 1975, 1-6 (.167); 1976, 1-2 (.500). Totals: 4-16 (.250).																		

REGGIE SLATER

Height: 6-7 Weight: 250 Wyoming '92 Born Aug. 27, 1970
 Acquired: Signed as a free agent on Aug. 2, 1994 Departed: Selected by Vancouver in 1995 Expansion Draft
 Re-Acquired: Signed as a free agent on Dec. 26, 1995 Departed: Waived on Jan. 5, 1996

YEAR	GP	MIN	FGM	FGA	PCT	FTM	FTA	PCT	OFF	DEF	REB	AST	PF	DQ	STL	BLK	PTS	AVG
94-95	25	236	40	81	.494	40	55	.727	21	36	57	12	47	0	7	3	120	4.8
95-96	4	26	6	11	.545	2	5	.400	3	4	7	2	4	0	1	1	14	3.5
TOTALS	29	262	46	92	.500	42	60	.700	24	40	64	14	51	0	8	4	134	4.6
Three-point field goals: 0-0.																		

AL SMITH

Height: 6-1 Weight: 195 Bradley '71 Born Jan. 15, 1947
 Acquired: Drafted in the fourth round in 1971 Departed: Traded to Utah on Sept. 18, 1974

YEAR	GP	MIN	FGM	FGA	PCT	FTM	FTA	PCT	OFF	DEF	REB	AST	PF	DQ	STL	BLK	PTS	AVG
71-72	83	1764	292	675	.433	153	211	.725	85	141	226	249	244	4	-	-	769	9.3
72-73	83	2343	315	767	.411	272	352	.773	68	146	214	477	295	7	74	11	919	11.1
73-74	76	2435	311	779	.399	187	242	.773	56	185	241	619	257	x	100	7	831	10.9
TOTALS	242	6542	918	2221	.413	612	805	.760	209	472	681	1345	796	11	174	18	2519	10.4
Three-point field goals: '71-72, 32-107 (.299); '72-73, 17-90 (.189); '73-74, 22-72 (.306). Totals: 71-269 (.264).																		
PLAYOFFS GP	MIN	FGM	FGA	PCT	FTM	FTA	PCT	OFF	DEF	REB	AST	PF	DQ	STL	BLK	PTS	AVG	
1972	7	99	12	27	.444	4	5	.800	3	15	18	7	14	0	-	-	30	4.3
1973	5	185	15	54	.278	18	20	.900	10	15	25	26	17	0	4	0	48	9.6
TOTALS	12	284	27	81	.333	22	25	.880	13	30	43	33	31	0	4	0	78	6.5
Three-point field goals: 1972, 2-3 (.667); 1973, 0-2 (.000). Totals: 2-5 (.400).																		





CHARLES SMITH

Height: 6-4 Weight: 200 New Mexico '97 Born Aug. 22, 1975
 Acquired: By trade from Portland on Feb. 23, 2006 Departed: Waived on Mar. 1, 2006

YEAR	GP	MIN	FGM	FGA	PCT	FTM	FTA	PCT	OFF	DEF	REB	AST	PF	DQ	STL	BLK	PTS	AVG
05-06	1	2	0	1	.000	0	0	---	0	0	0	0	1	0	0	0	0	0.0

Three-point field goals: 0-1 (.000).

ISH SMITH

Height: 6-0 Weight: 175 Wake Forest '10 Born July 5, 1988
 Acquired: Traded by the Washington Wizards on July 6, 2022 Departed: Contract expired at the end of the '22-23 season

YEAR	GP	MIN	FGM	FGA	PCT	FTM	FTA	PCT	OFF	DEF	REB	AST	PF	DQ	STL	BLK	PTS	AVG
22-23	43	398	52	131	.397	2	4	.500	5	49	54	100	33	0	8	7	108	2.5
Three-point field goals: '22-23, 2-12 (.167).																		
PLAYOFFS	GP	MIN	FGM	FGA	PCT	FTM	FTA	PCT	OFF	DEF	REB	AST	PF	DQ	STL	BLK	PTS	AVG
2023	4	12	1	2	.500	0	0	0	0	1	1	1	2	0	0	1	2	.5

J.R. SMITH

Height: 6-6 Weight: 220 St. Benedict's Prep (New Jersey) '04 Born Sept. 8, 19485
 Acquired: By trade from Chicago on July 20, 2006 Departed: Contract expired at end of 2010-11 season

YEAR	GP	MIN	FGM	FGA	PCT	FTM	FTA	PCT	OFF	DEF	REB	AST	PF	DQ	STL	BLK	PTS	AVG
06-07	63	1471	284	644	.441	102	126	.810	30	113	143	91	147	1	49	9	819	13.0
07-08	74	1420	311	674	.461	128	178	.719	43	109	152	128	144	0	62	12	907	12.3
08-09	81	2244	424	950	.446	205	272	.754	43	254	297	227	190	1	78	14	1233	15.2
09-10	75	2081	428	1033	.414	142	201	.706	28	206	234	183	174	1	99	20	1156	15.4
10-11	79	1967	341	784	.435	163	221	.738	45	277	322	175	173	0	92	16	969	12.3
TOTALS	372	9183	1788	4085	.438	740	998	.741	189	959	1148	804	828	3	380	71	5084	13.7
Three-point field goals: '06-07, 149-382 (.390); '07-08, 157-390 (.403); '08-09, 180-453 (.397); '09-10, 158-467 (.338); '10-11, 124-318 (.390). Totals: 768-2010 (.382).																		
PLAYOFFS	GP	MIN	FGM	FGA	PCT	FTM	FTA	PCT	OFF	DEF	REB	AST	PF	DQ	STL	BLK	PTS	AVG
2007	4	46	6	22	.273	6	6	1.000	1	8	9	2	6	0	4	1	18	4.5
2008	4	107	23	43	.535	7	22	.333	1	6	7	7	12	1	4	0	73	18.3
2009	16	434	88	194	.454	25	46	.543	11	42	53	45	26	0	17	4	239	14.9
2010	6	159	21	57	.368	14	16	.875	5	18	23	10	17	0	4	2	67	11.2
2011	5	76	16	45	.356	8	11	.727	1	9	10	5	8	0	2	0	49	9.8
TOTALS	35	825	154	361	.427	73	103	.709	19	83	102	69	94	1	31	7	446	12.7
Three-point field goals: 2007, 0-12 (.000); 2008, 7-22 (.318); 2009, 38-106 (.358); 2010, 11-31 (.355); 2011, 9-21 (.429). Totals: 65-192 (.339).																		

JOE SMITH

Height: 6-10 Weight: 225 Maryland '95 Born Jul. 26, 1975
 Acquired: By trade from Milwaukee on Aug. 10, 2006 Departed: Traded to Philadelphia on Dec. 19, 2006

YEAR	GP	MIN	FGM	FGA	PCT	FTM	FTA	PCT	OFF	DEF	REB	AST	PF	DQ	STL	BLK	PTS	AVG
06-07	11	148	23	48	.479	10	12	.833	13	27	40	3	23	0	6	7	56	5.1

Three-point field goals: 0-1 (.000).

KENNY SMITH

Height: 6-3 Weight: 179 North Carolina '87 Born Mar. 8, 1965
 Acquired: Signed for the remainder of the season on Mar. 3, 1997 Departed: Contract expired at end of '96-97 season

YEAR	GP	MIN	FGM	FGA	PCT	FTM	FTA	PCT	OFF	DEF	REB	AST	PF	DQ	STL	BLK	PTS	AVG
96-97	33	654	87	206	.422	35	41	.854	3	34	37	102	25	0	18	0	260	7.9

Three-point field goals: 51-120 (.425).

OTIS SMITH

Height: 6-5 Weight: 210 Jacksonville '86 Born Jan. 30, 1964
 Acquired: Drafted, No. 41 overall, in 1986 Departed: Traded to Golden State on Dec. 2, 1987

YEAR	GP	MIN	FGM	FGA	PCT	FTM	FTA	PCT	OFF	DEF	REB	AST	PF	DQ	STL	BLK	PTS	AVG
86-87	28	168	33	79	.418	12	21	.571	17	17	34	22	30	0	1	1	78	2.8
87-88	15	191	37	93	.398	21	28	.750	16	14	30	11	23	0	5	6	95	6.3
TOTALS	43	359	70	172	.406	33	49	.673	33	31	64	33	53	0	6	7	173	4.0
Three-point field goals: '86-87, 0-2 (.000).																		
PLAYOFFS	GP	MIN	FGM	FGA	PCT	FTM	FTA	PCT	OFF	DEF	REB	AST	PF	DQ	STL	BLK	PTS	AVG
1987	3	19	2	6	.333	6	9	.667	1	4	5	4	1	0	0	2	10	3.3
Three-point field goals: 0-0.																		

ROBERT SMITH

Height: 5-11 Weight: 165 UNLV '77 Born Mar. 10, 1955
 Acquired: Signed as a free agent on Aug. 11, 1977 Departed: Waived on Jan. 30, 1978
 Re-Acquired: Re-Signed on Feb. 8, 1978 Departed: Traded to Utah on Oct. 9, 1979

YEAR	GP	MIN	FGM	FGA	PCT	FTM	FTA	PCT	OFF	DEF	REB	AST	PF	DQ	STL	BLK	PTS	AVG
77-78	45	378	50	97	.515	21	24	.875	6	30	36	39	52	0	18	3	121	2.7
78-79	82	1479	184	436	.422	159	180	.883	41	105	146	208	165	1	58	13	527	6.4
TOTALS	127	1857	234	533	.439	180	204	.882	47	135	182	247	217	1	76	16	648	5.1
PLAYOFFS	GP	MIN	FGM	FGA	PCT	FTM	FTA	PCT	OFF	DEF	REB	AST	PF	DQ	STL	BLK	PTS	AVG
1978	11	96	17	26	.654	5	7	.714	5	4	9	17	13	0	6	0	39	3.5
1979	3	25	0	7	.000	2	2	1.000	1	1	2	4	2	0	2	0	2	0.7
TOTALS	14	121	17	33	.515	7	9	.778	5	5	11	21	15	0	8	0	41	2.9

ELMORE SPENCER

Height: 7-0 Weight: 270 UNLV '92 Born Dec. 6, 1969
 Acquired: By trade from L.A. Clippers on Sept. 19, 1995 Departed: Waived on Dec. 12, 1995

YEAR	GP	MIN	FGM	FGA	PCT	FTM	FTA	PCT	OFF	DEF	REB	AST	PF	DQ	STL	BLK	PTS	AVG
95-96	6	21	0	1	.000	0	0	---	1	3	4	0	8	1	0	3	0	0.0

Three-point field goals: 0-0.





BRYANT STITH

Height: 6-5 Weight: 210 Virginia '92 Born Dec. 10, 1970
 Acquired: Drafted, No. 13 overall, in 1992 Departed: Traded to Boston on Oct. 16, 2000

YEAR	GP	MIN	FGM	FGA	PCT	FTM	FTA	PCT	OFF	DEF	REB	AST	PF	DQ	STL	BLK	PTS	AVG
92-93	39	865	124	278	.446	99	119	.832	39	85	124	49	82	0	24	5	347	8.9
93-94	82	2853	365	811	.450	291	351	.829	119	230	349	199	165	0	116	18	1023	12.5
94-95	81	2329	312	661	.472	267	324	.824	95	173	268	153	142	0	91	18	911	11.2
95-96	82	2810	379	911	.416	320	379	.844	125	275	400	241	187	3	114	16	1119	13.6
96-97	52	1788	251	603	.416	202	234	.863	74	143	217	133	119	1	60	20	774	14.9
97-98	31	718	75	225	.333	75	86	.872	15	50	65	50	52	0	21	8	235	7.6
98-99	46	1194	114	290	.393	61	71	.859	30	77	107	82	65	0	28	15	320	7.0
99-00	45	691	86	189	.455	64	77	.831	23	61	84	61	56	0	18	12	253	5.6

TOTALS 458 13248 1706 3968 .430 1379 1641 .840 520 1094 1614 968 868 4 472 110 4982 10.9

Three-point field goals: '92-93, 0-4 (.000); '93-94, 2-9 (.222); '94-95, 20-68 (.294); '95-96, 41-148 (.277); '96-97, 70-182 (.385); '97-98, 10-48 (.208); '98-99, 31-106 (.292); '99-00, 7-56 (.125). Totals: 191-621 (.308).

PLAYOFFS	GP	MIN	FGM	FGA	PCT	FTM	FTA	PCT	OFF	DEF	REB	AST	PF	DQ	STL	BLK	PTS	AVG
1994	12	413	43	102	.422	50	60	.833	23	33	56	26	23	0	11	2	136	11.3
1995	3	85	17	32	.531	15	19	.789	3	6	9	7	7	0	1	1	50	16.7

TOTALS 15 498 60 134 .448 65 79 .823 26 39 65 33 30 0 12 3 186 12.4

Three-point field goals: 1994, 0-1 (.000); 1995, 1-6 (.167). Totals: 1-7 (.143).

JARNELL STOKES

Height: 6-9 Weight: 263 Tennessee '14 Born Jan. 7, 1994
 Acquired: Signed as a free agent on Sep. 7, 2016 Departed: Waived on Nov. 15, 2016

YEAR	GP	MIN	FGM	FGA	PCT	FTM	FTA	PCT	OFF	DEF	REB	AST	PF	DQ	STL	BLK	PTS	AVG
16-17	2	7	1	1	1.000	1	2	.500	1	1	2	2	3	0	1	0	0	1.5

Three-point field goals: 0-0 (.000).

JULYAN STONE

Height: 6-7 Weight: 200 UTEP '11 Born Oct. 10, 1988
 Acquired: Signed as undrafted free agent on Dec. 9, 2011 Departed: Contract expired at end of 2012-13 season

YEAR	GP	MIN	FGM	FGA	PCT	FTM	FTA	PCT	OFF	DEF	REB	AST	PF	DQ	STL	BLK	PTS	AVG
11-12	22	179	13	31	.419	8	11	.727	5	20	25	37	18	0	8	6	36	1.6
12-13	4	28	2	2	1.000	3	4	.750	2	1	3	2	4	0	1	0	7	1.8

TOTALS 26 207 15 33 .455 11 15 .733 7 21 28 39 22 0 9 6 43 1.8

Three-point field goals: '11-12, 2-11 (.182); '12-13, 0-0 (---). Totals: 2-11 (.182).

PLAYOFFS	GP	MIN	FGM	FGA	PCT	FTM	FTA	PCT	OFF	DEF	REB	AST	PF	DQ	STL	BLK	PTS	AVG
2012	2	5	1	2	.500	0	0	---	1	0	1	2	0	0	0	0	2	1.0
2013	2	13	0	0	---	2	2	1.000	0	0	0	1	3	0	0	0	2	1.0

TOTALS 4 18 1 2 .500 2 2 1.000 1 0 1 3 3 0 0 0 0 4 1.0

Three-point field goals: 0-0 (---).

MARK STRICKLAND

Height: 6-10 Weight: 220 Temple '92 Born Jul. 14, 1970
 Acquired: By trade from Miami on Jun. 27, 2000 Departed: Waived on Mar. 22, 2001

YEAR	GP	MIN	FGM	FGA	PCT	FTM	FTA	PCT	OFF	DEF	REB	AST	PF	DQ	STL	BLK	PTS	AVG
00-01	46	517	82	185	.443	37	59	.627	43	77	120	17	58	0	12	19	201	4.4

Three-point field goals: 0-1 (.000).

LEVERN TART

Height: 6-3 Weight: 196 Bradley '64 Born Jun. 1, 1942
 Acquired: By trade from Houston on Feb. 12, 1969 Departed: Sold to New York on Jun. 26, 1969

YEAR	GP	MIN	FGM	FGA	PCT	FTM	FTA	PCT	OFF	DEF	REB	AST	PF	DQ	STL	BLK	PTS	AVG
68-69	20	345	56	159	.352	42	56	.750	25	26	51	44	40	1	-	-	154	7.7

Three-point field goals: 0-2 (.000).

BRIAN TAYLOR

Height: 6-2 Weight: 185 Princeton '73 Born Jun. 9, 1951
 Acquired: By trade from Kansas City on May 25, 1977 Departed: Left team on Jan. 16, 1978

YEAR	GP	MIN	FGM	FGA	PCT	FTM	FTA	PCT	OFF	DEF	REB	AST	PF	DQ	STL	BLK	PTS	AVG
77-78	39	1222	182	403	.452	88	115	.765	30	68	98	132	120	1	71	9	452	11.6

JOHNNY TAYLOR

Height: 6-9 Weight: 220 Tennessee-Chattanooga '97 Born Jun. 4, 1974
 Acquired: By trade from Orlando on Jan. 21, 1999 Departed: Traded to Orlando on Feb. 1, 2000

YEAR	GP	MIN	FGM	FGA	PCT	FTM	FTA	PCT	OFF	DEF	REB	AST	PF	DQ	STL	BLK	PTS	AVG
98-99	36	724	82	198	.414	17	23	.739	30	71	101	24	97	1	28	17	207	5.8
99-00	1	5	0	2	.000	0	0	---	0	1	1	0	1	0	0	0	0	0.0

TOTALS 37 729 82 200 .410 17 23 .739 30 72 102 24 98 1 28 17 207 5.8

Three-point field goals: '98-99, 26-68 (.382); '99-00, 0-0. Totals: 26-68 (.382).





ROLAND "FATTY" TAYLOR

Height: 6-0 Weight: 175 LaSalle '69 Born Mar. 13, 1946
 Departed: Traded to Virginia in 1975
 Re-Acquired: By trade from Philadelphia on Aug. 5, 1976 Departed: Waived on Oct. 17, 1977

YEAR	GP	MIN	FGM	FGA	PCT	FTM	FTA	PCT	OFF	DEF	REB	AST	PF	DQ	STL	BLK	PTS	AVG
74-75	76	2018	251	586	.428	129	172	.750	85	136	221	337	238	x	172	16	637	8.4
76-77	79	1548	132	314	.420	37	65	.569	90	121	211	288	202	0	132	9	301	3.8
TOTALS	155	3566	383	900	.426	166	237	.700	175	257	432	632	440	0	304	25	938	6.1

Three-point field goals: '74-75, 6-21 (.286).

PLAYOFFS	GP	MIN	FGM	FGA	PCT	FTM	FTA	PCT	OFF	DEF	REB	AST	PF	DQ	STL	BLK	PTS	AVG
1975	13	275	29	64	.453	15	19	.789	16	22	38	37	36	x	27	2	73	5.6
1977	1	1	0	0	---	0	0	---	0	0	0	0	0	0	0	0	0	0.0
TOTALS	14	276	29	64	.453	15	19	.789	16	22	38	37	36	0	27	2	73	5.2

Three-point field goals: 1975, 0-1 (.000).

CLAUDE TERRY

Height: 6-5 Weight: 195 Stanford '72 Born Jan. 12, 1950
 Acquired: Drafted in the second round in 1972

YEAR	GP	MIN	FGM	FGA	PCT	FTM	FTA	PCT	OFF	DEF	REB	AST	PF	DQ	STL	BLK	PTS	AVG
72-73	68	667	120	285	.421	74	114	.649	45	30	75	62	111	0	24	0	324	4.8
73-74	60	587	113	255	.443	60	69	.870	26	45	71	73	64	x	12	3	300	5.0
74-75	70	989	193	364	.530	70	92	.760	57	83	140	111	82	x	33	2	466	6.7
75-76	79	1349	232	500	.464	80	89	.899	42	110	152	146	116	x	40	5	557	7.1
TOTALS	277	3592	658	1404	.469	284	364	.780	170	268	438	392	373	0	109	10	1647	5.9

Three-point field goals: '72-73, 10-24 (.417); '73-74, 14-35 (.400); '74-75, 10-25 (.400); '75-76, 13-55 (.236). Totals: 47-139 (.338).

PLAYOFFS	GP	MIN	FGM	FGA	PCT	FTM	FTA	PCT	OFF	DEF	REB	AST	PF	DQ	STL	BLK	PTS	AVG
1973	4	36	2	9	.222	1	1	1.000	1	2	3	2	5	0	2	0	5	1.3
1975	12	135	23	58	.397	3	5	.600	5	8	13	13	18	x	1	1	50	4.2
1976	12	159	18	50	.360	13	17	.765	4	17	21	17	15	x	7	1	49	4.1
TOTALS	28	330	43	117	.368	17	23	.739	10	27	37	32	38	0	10	2	104	3.7

Three-point field goals: 1973, 0-2 (.000); 1975, 1-10 (.100); 1976, 0-7 (.000). Totals: 1-19 (.053).

FLOYD THEARD

Height: 6-1 Weight: 170 Kentucky State '69 Born Sept. 5, 1944

YEAR	GP	MIN	FGM	FGA	PCT	FTM	FTA	PCT	OFF	DEF	REB	AST	PF	DQ	STL	BLK	PTS	AVG
69-70	25	406	39	113	.345	18	28	.643	8	43	51	44	49	1	-	-	96	3.8

Three-point field goals: 0-1 (.000).

ISAIAH THOMAS

Height: 5-9 Weight: 185 Washington '11 Born Feb. 7, 1989
 Acquired: Signed as a free agent on Jul. 16, 2018 Departed: Contract expired at the end of the '18-19 season

YEAR	GP	MIN	FGM	FGA	PCT	FTM	FTA	PCT	OFF	DEF	REB	AST	PF	DQ	STL	BLK	PTS	AVG
18-19	12	181	34	99	.343	17	27	.630	5	8	13	23	17	0	5	1	97	8.1

Three-point field goals: '18-19, 12-43 (.279).

WILLIS "LEFTY" THOMAS

Height: 6-2 Weight: 185 Tennessee State '67 Born in 1937
 Departed: Traded Anaheim in Dec., 1967

YEAR	GP	MIN	FGM	FGA	PCT	FTM	FTA	PCT	OFF	DEF	REB	AST	PF	DQ	STL	BLK	PTS	AVG
67-68	24	542	136	305	.446	22	32	.688	-	-	58	25	45	1	-	-	294	12.3

Three-point field goals: 0-2 (.000).

BROOKS THOMPSON

Height: 6-4 Weight: 195 Oklahoma State '94 Born Jul. 19, 1970
 Acquired: Signed as a free agent on Nov. 21, 1996 Departed: Contract expired at end of '96-97 season

YEAR	GP	MIN	FGM	FGA	PCT	FTM	FTA	PCT	OFF	DEF	REB	AST	PF	DQ	STL	BLK	PTS	AVG
96-97	65	1047	162	405	.400	24	38	.632	18	78	96	179	125	0	55	2	445	6.8

Three-point field goals: 97-244 (.398).





DAVID THOMPSON

Height: 6-4 Weight: 195 North Carolina State '75 Born Jul. 13, 1954
 Acquired: By trade from Virginia in 1975 Departed: Traded to Seattle on Jun. 17, 1982

YEAR	GP	MIN	FGM	FGA	PCT	FTM	FTA	PCT	OFF	DEF	REB	AST	PF	DQ	STL	BLK	PTS	AVG
75-76	83	3101	807	1567	.515	541	681	.794	228	297	525	308	282	x	136	102	2158	26.0
76-77	82	3001	824	1626	.507	477	623	.766	138	196	334	337	236	1	114	53	2125	25.9
77-78	80	3025	826	1524	.521	520	668	.778	156	234	390	362	213	1	92	99	2172	27.2
78-79	76	2670	693	1353	.512	439	583	.753	109	165	274	225	180	2	70	82	1825	24.0
79-80	39	1239	289	617	.468	254	335	.758	56	118	174	124	106	0	39	38	839	21.5
80-81	77	2620	734	1451	.506	489	615	.795	107	180	287	231	231	3	53	60	1967	25.5
81-82	61	1246	313	644	.486	276	339	.814	57	91	148	117	149	1	34	29	906	14.9

TOTALS 498 16902 4486 8782 .507 2996 3844 .779 851 1281 2132 1704 1397 8 538 463 11992 24.1

Three-point field goals: '75-76, 3-19 (.158); '79-80, 7-19 (.368); '80-81, 10-39 (.256); '81-82, 4-14 (.286). Totals: 24-91 (.264).

PLAYOFFS	GP	MIN	FGM	FGA	PCT	FTM	FTA	PCT	OFF	DEF	REB	AST	PF	DQ	STL	BLK	PTS	AVG
1976	13	508	127	237	.536	88	105	.838	32	51	83	39	54	x	16	5	343	26.4
1977	6	237	56	121	.463	36	53	.679	13	18	31	24	22	1	9	4	148	24.7
1978	13	481	131	291	.450	66	80	.825	18	35	53	52	34	0	9	21	328	25.5
1979	3	122	38	69	.551	8	11	.727	7	14	21	12	12	0	4	1	84	28.0
1982	3	66	15	33	.455	4	7	.571	4	6	10	6	8	0	1	0	35	11.7

TOTALS 38 1414 367 751 .489 202 256 .789 74 124 198 133 130 1 39 31 938 24.7

Three-point field goals: 1976, 1-4 (.250); 1982, 1-3 (.333). Totals: 2-7 (.286).

LASALLE THOMPSON

Height: 6-10 Weight: 260 Texas '82 Born Jun. 23, 1961
 Acquired: Signed as a free agent prior to '96-97 season Departed: Traded to Indiana on Feb. 20, 1997

YEAR	GP	MIN	FGM	FGA	PCT	FTM	FTA	PCT	OFF	DEF	REB	AST	PF	DQ	STL	BLK	PTS	AVG
96-97	17	105	3	16	.188	1	2	.500	5	21	26	0	26	0	3	6	7	0.4

Three-point field goals: 0-0.

MONTE TOWE

Height: 5-7 Weight: 150 North Carolina State '75 Born Sept. 27, 1953
 Acquired: Drafted in the fourth round in 1975 Departed: Waived on Sept. 29, 1977

YEAR	GP	MIN	FGM	FGA	PCT	FTM	FTA	PCT	OFF	DEF	REB	AST	PF	DQ	STL	BLK	PTS	AVG
75-76	64	576	72	179	.402	36	44	.818	6	49	55	136	84	x	37	5	189	3.0
76-77	51	409	56	138	.406	18	25	.720	8	26	34	87	61	0	16	0	130	2.5

TOTALS 115 985 128 317 .404 54 69 .783 14 75 89 223 145 0 53 5 319 2.8

Three-point field goals: '75-76, 9-42 (.214).

PLAYOFFS	GP	MIN	FGM	FGA	PCT	FTM	FTA	PCT	OFF	DEF	REB	AST	PF	DQ	STL	BLK	PTS	AVG
1976	4	30	3	8	.375	4	5	.800	0	0	0	6	6	x	1	0	10	2.5
1977	1	6	2	3	.667	0	0	.000	0	0	0	1	0	0	0	0	4	4.0

TOTALS 5 36 5 11 .455 4 5 .800 0 0 0 7 6 0 1 0 14 2.8

Three-point field goals: 0-0.

JOHN Q. TRAPP

Height: 6-7 Weight: 215 UNLV '68 Born Oct. 2, 1945

YEAR	GP	MIN	FGM	FGA	PCT	FTM	FTA	PCT	OFF	DEF	REB	AST	PF	DQ	STL	BLK	PTS	AVG
72-73	25	342	54	128	.422	19	32	.594	27	45	72	20	76	1	16	6	127	5.1

Three-point field goals: 0-2 (.000).

PLAYOFFS	GP	MIN	FGM	FGA	PCT	FTM	FTA	PCT	OFF	DEF	REB	AST	PF	DQ	STL	BLK	PTS	AVG
72-73	5	51	7	16	.438	8	12	.667	4	3	7	2	13	0	0	1	22	4.4

Three-point field goals: 0-0.

JEFF TREPAGNIER

Height: 6-4 Weight: 200 Southern California '01 Born Jul. 11, 1979
 Acquired: Signed the first of two consecutive 10-day contracts on Mar. 23, 2003 Departed: Contract expired at end of '03-04 season

YEAR	GP	MIN	FGM	FGA	PCT	FTM	FTA	PCT	OFF	DEF	REB	AST	PF	DQ	STL	BLK	PTS	AVG
02-03	8	97	17	40	.425	7	7	1.000	8	8	16	6	5	0	8	0	45	5.6
03-04	11	96	10	38	.263	3	6	.500	6	9	15	4	7	0	3	0	25	2.3

TOTALS 19 193 27 78 .346 10 13 .769 14 17 31 10 12 0 11 0 70 3.7

Three-point field goals: '02-03, 4-8 (.500), '03-04, 2-4 (.500). Totals: 6-12 (.500).

NIKOLAZ TSKITISHVILI

Height: 7-0 Weight: 245 Republic of Georgia Born Apr. 14, 1983
 Acquired: Drafted, No. 5 overall, in 2002 Departed: Traded to Golden State on Feb. 24, 2005

YEAR	GP	MIN	FGM	FGA	PCT	FTM	FTA	PCT	OFF	DEF	REB	AST	PF	DQ	STL	BLK	PTS	AVG
02-03	81	1320	115	393	.293	48	65	.738	64	117	181	91	136	1	31	29	315	3.9
03-04	39	307	40	122	.328	23	29	.793	24	39	63	10	50	0	6	8	106	2.7
04-05	23	158	15	51	.294	4	7	.571	11	18	29	4	24	0	8	8	34	1.5

TOTALS 143 1785 170 566 .300 75 101 .743 99 174 273 105 210 1 45 45 455 3.2

Three-point field goals: '02-03, 37-152 (.243), '03-04, 3-11 (.273), '04-05, 0-7 (.000). Totals: 40-170 (.235).





ELSTON TURNER

Height: 6-5 Weight: 200 Mississippi '81 Born Jun. 10, 1959
 Acquired: By trade from Dallas on Aug. 23, 1984 Departed: Contract expired at end of '85-86 season
 Re-Acquired: Signed as a free agent on Oct. 6, 1988 Departed: Contract expired at end of '88-89 season

YEAR	GP	MIN	FGM	FGA	PCT	FTM	FTA	PCT	OFF	DEF	REB	AST	PF	DQ	STL	BLK	PTS	AVG
84-85	81	1491	181	388	.466	51	65	.785	88	128	216	158	152	0	96	7	414	5.1
85-86	73	1324	165	379	.435	39	53	.736	64	137	201	165	150	1	70	6	369	5.1
88-89	78	1746	151	353	.428	33	56	.589	109	178	287	144	209	2	90	8	337	4.3
TOTALS	232	4561	497	1120	.444	123	174	.707	261	443	704	467	511	3	256	21	1120	4.8

Three-point field goals: '84-85, 1-6 (.167); '85-86, 0-9 (.000); '88-89, 2-7 (.286). Totals: 3-22 (.136).

PLAYOFFS	GP	MIN	FGM	FGA	PCT	FTM	FTA	PCT	OFF	DEF	REB	AST	PF	DQ	STL	BLK	PTS	AVG
1985	15	358	50	102	.490	12	19	.632	30	43	73	46	42	0	17	1	114	7.6
1986	10	196	29	54	.537	7	8	.875	12	17	29	22	19	1	7	0	66	6.6
1989	3	74	6	13	.462	2	6	.333	2	9	11	3	9	0	1	0	14	4.7
TOTALS	28	628	85	169	.503	21	33	.636	44	69	113	71	70	1	25	1	194	6.9

Three-point field goals: 1985, 2-2 (1.000); 1986, 1-1 (1.000); 1989, 0-1 (.000). Totals: 3-4 (.750).

RON VALENTINE

Height: 6-7 Weight: 210 Old Dominion '80 Born Nov. 27, 1957
 Acquired: Drafted, No. 51 overall, in 1980 Departed: Waived on Oct. 8, 1980
 Re-Acquired: Signed as a free agent on Dec. 2, 1980 Departed: Traded to Washington on Dec. 17, 1981

YEAR	GP	MIN	FGM	FGA	PCT	FTM	FTA	PCT	OFF	DEF	REB	AST	PF	DQ	STL	BLK	PTS	AVG
80-81	24	123	37	98	.378	9	19	.474	10	20	30	7	23	0	7	4	84	3.5

Three-point field goals: 1-2 (.500).

JAN VAN BREDA KOLFF

Height: 6-7 Weight: 200 Vanderbilt '74 Born Dec. 16, 1951
 Departed: Traded to Virginia on Jul. 14, 1975

YEAR	GP	MIN	FGM	FGA	PCT	FTM	FTA	PCT	OFF	DEF	REB	AST	PF	DQ	STL	BLK	PTS	AVG
74-75	84	1639	155	342	.453	177	211	.839	121	237	358	181	164	x	48	43	487	5.8

Three-point field goals: 0-3 (.000).

PLAYOFFS	GP	MIN	FGM	FGA	PCT	FTM	FTA	PCT	OFF	DEF	REB	AST	PF	DQ	STL	BLK	PTS	AVG
1975	12	192	17	40	.425	29	31	.935	18	22	40	15	27	x	4	6	63	5.3

Three-point field goals: 0-0.

JARRED VANDERBILT

Height: 6-9 Weight: 214 Kentucky '18 Born Apr. 3, 1999
 Acquired: By trade from Orlando on Jun. 21, 2018 Departed: Traded to Minnesota on Feb. 5, 2020

YEAR	GP	MIN	FGM	FGA	PCT	FTM	FTA	PCT	OFF	DEF	REB	AST	PF	DQ	STL	BLK	PTS	AVG
18-19	17	69	9	19	.474	6	10	.600	7	16	23	3	8	0	6	1	24	1.4
19-20	9	41	5	7	.714	0	0	---	3	5	8	2	6	0	3	1	10	1.1
TOTALS	26	110	14	26	.538	6	10	.600	10	21	31	5	14	0	9	2	34	1.3

Three-point field goals: '18-19, 0-1 (.000); '19-20, 0-0 (---). Totals: 0-1 (.000).

PLAYOFFS	GP	MIN	FGM	FGA	PCT	FTM	FTA	PCT	OFF	DEF	REB	AST	PF	DQ	STL	BLK	PTS	AVG
2019	3	5	0	0	---	0	0	---	0	1	1	0	0	0	0	1	0	0.0

Three-point field goals: 0-0 (---).

NICK VAN EXEL

Height: 6-1 Weight: 195 Cincinnati '93 Born Nov. 27, 1971
 Acquired: By trade from the L.A. Lakers on Jun. 24, 1998 Departed: Traded to Dallas on Feb. 21, 2002

YEAR	GP	MIN	FGM	FGA	PCT	FTM	FTA	PCT	OFF	DEF	REB	AST	PF	DQ	STL	BLK	PTS	AVG
98-99	50	1802	306	769	.398	142	175	.811	14	99	113	368	90	0	40	3	826	16.5
99-00	79	2950	473	1213	.390	196	240	.817	34	277	311	714	148	0	68	11	1275	16.1
00-01	71	2688	460	1112	.414	204	249	.819	44	197	241	600	109	1	61	18	1259	17.7
01-02	45	1737	372	912	.408	136	174	.782	19	150	169	365	69	0	30	7	965	21.4
TOTALS	245	9177	1611	4006	.402	678	838	.809	111	723	834	2047	506	1	199	39	4325	17.7

Three-point field goals: '98-99, 72-234 (.308); '99-00, 133-401 (.332); '00-01, 135-358 (.377); '01-02, 85-252 (.337). Totals: 425-1245 (.341).

KIKI VANDEWEGHE

Height: 6-8 Weight: 220 UCLA '80 Born Aug. 1, 1958
 Acquired: By trade from Dallas on Dec. 10, 1980 Departed: Traded to Portland on Jun. 7, 1984

YEAR	GP	MIN	FGM	FGA	PCT	FTM	FTA	PCT	OFF	DEF	REB	AST	PF	DQ	STL	BLK	PTS	AVG
80-81	51	1376	229	537	.426	130	159	.818	86	184	270	94	116	0	29	24	588	11.5
81-82	82	2775	706	1260	.560	347	405	.857	149	312	461	247	217	1	52	29	1760	21.5
82-83	82	2909	841	1537	.547	489	559	.875	124	313	437	203	198	0	66	38	2186	26.7
83-84	78	2734	895	1603	.558	494	580	.852	84	289	373	238	187	1	53	50	2295	29.4
TOTALS	293	9794	2671	4937	.541	1460	1703	.857	443	1098	1541	782	718	2	200	141	6829	23.3

Three-point field goals: '80-81, 0-7 (.000); '81-82, 1-13 (.076); '82-83, 15-51 (.294); '83-84, 11-30 (.367). Totals: 27-101 (.267).

PLAYOFFS	GP	MIN	FGM	FGA	PCT	FTM	FTA	PCT	OFF	DEF	REB	AST	PF	DQ	STL	BLK	PTS	AVG
1982	3	109	25	43	.581	18	18	1.000	4	14	18	9	7	0	2	4	68	22.7
1983	8	317	87	160	.544	40	50	.800	6	46	52	32	16	0	4	7	214	26.8
1984	5	180	49	96	.510	27	28	.964	6	17	23	20	14	1	9	5	127	25.4
TOTALS	16	606	161	299	.538	85	96	.885	16	77	93	61	37	1	15	16	409	25.6

Three-point field goals: 1983, 0-4 (.000); 1984, 2-5 (.400). Totals: 2-9 (.222).





BOB VERGA

Height: 6-1 Weight: 190 Duke '67 Born Sept. 7, 1945
 Acquired: By trade from Dallas in Jul., 1968 Departed: Traded to New York on Nov. 8, 1968

YEAR	GP	MIN	FGM	FGA	PCT	FTM	FTA	PCT	OFF	DEF	REB	AST	PF	DQ	STL	BLK	PTS	AVG
68-69	6	150	24	77	.312	18	28	.643	10	11	21	11	16	0	-	-	67	11.2

Three-point field goals: 1-3 (.333).

JAN VESELY

Height: 6-11 Weight: 240 Czech Republic '11 Born Apr. 24, 1990
 Acquired: By trade from Washington on Feb. 20, 2014 Departed: Contract expired at end of 2013-14 season

YEAR	GP	MIN	FGM	FGA	PCT	FTM	FTA	PCT	OFF	DEF	REB	AST	PF	DQ	STL	BLK	PTS	AVG
13-14	21	306	41	81	.506	11	26	.423	28	50	78	11	57	2	27	16	93	4.4

Three-point field goals: 0-0.

JAY VINCENT

Height: 6-8 Weight: 220 Michigan State '81 Born Jun. 10, 1959
 Acquired: By trade from Washington on Nov. 2, 1987 Departed: Traded to San Antonio on Jan. 26, 1989

YEAR	GP	MIN	FGM	FGA	PCT	FTM	FTA	PCT	OFF	DEF	REB	AST	PF	DQ	STL	BLK	PTS	AVG
87-88	73	1755	446	958	.466	231	287	.805	80	229	309	143	198	1	46	26	1124	15.4
88-89	5	95	13	38	.342	5	9	.556	2	16	18	5	11	0	1	1	32	6.4
TOTALS	78	1850	459	996	.461	236	296	.797	82	245	327	148	209	1	47	27	1156	14.8

Three-point field goals: '87-88, 1-4 (.250); '88-89, 1-2 (.500). Totals: 2-6 (.333).

PLAYOFFS	GP	MIN	FGM	FGA	PCT	FTM	FTA	PCT	OFF	DEF	REB	AST	PF	DQ	STL	BLK	PTS	AVG
1988	8	200	53	104	.510	34	40	.850	10	27	37	49	15	0	4	4	140	17.0

Three-point field goals: 0-1 (.000).

NOAH VONLEH

Height: 6-10 Weight: 257 Indiana '14 Born Aug. 24, 1995
 Acquired: By trade from Minnesota on Feb. 5, 2020 Departed: Contract expired at end of '19-20 season

YEAR	GP	MIN	FGM	FGA	PCT	FTM	FTA	PCT	OFF	DEF	REB	AST	PF	DQ	STL	BLK	PTS	AVG
19-20	7	30	5	6	.833	2	4	.500	3	5	8	2	4	0	0	0	13	1.9

Three-point field goals: '19-20, 1-1 (1.000).

PLAYOFFS	GP	MIN	FGM	FGA	PCT	FTM	FTA	PCT	OFF	DEF	REB	AST	PF	DQ	STL	BLK	PTS	AVG
2020	1	3	0	1	.000	0	0	---	0	0	0	0	0	0	0	0	0	0.0

Three-point field goals: 0-0 (---).

VON WAFER

Height: 6-5 Weight: 210 Florida State Born Jul. 21, 1985
 Acquired: Signed for remainder of season on Apr. 13, 2007 Departed: Traded to Portland on Feb. 21, 2008

YEAR	GP	MIN	FGM	FGA	PCT	FTM	FTA	PCT	OFF	DEF	REB	AST	PF	DQ	STL	BLK	PTS	AVG
07-08	21	90	10	38	.263	6	8	.750	1	9	10	5	4	0	2	1	27	1.3

Three-point field goals: 1-15 (.067).

DARRELL WALKER

Height: 6-4 Weight: 180 Arkansas '83 Born Mar. 9, 1961
 Acquired: By trade from New York on Oct. 2, 1986 Departed: Traded to Washington on Nov. 2, 1987

YEAR	GP	MIN	FGM	FGA	PCT	FTM	FTA	PCT	OFF	DEF	REB	AST	PF	DQ	STL	BLK	PTS	AVG
86-87	81	2020	358	742	.482	272	365	.745	157	170	327	282	229	0	120	37	988	12.2

Three-point field goals: 0-4 (.000).

PLAYOFFS	GP	MIN	FGM	FGA	PCT	FTM	FTA	PCT	OFF	DEF	REB	AST	PF	DQ	STL	BLK	PTS	AVG
1987	3	68	11	34	.324	4	7	.521	3	7	10	5	4	0	2	0	26	8.7

Three-point field goals: 0-0.

DWIGHT WALLER

Height: 6-7 Weight: 230 Tennessee State '68 Born Oct. 10, 1945

YEAR	GP	MIN	FGM	FGA	PCT	FTM	FTA	PCT	OFF	DEF	REB	AST	PF	DQ	STL	BLK	PTS	AVG
69-70	7	87	10	24	.417	9	19	.474	16	22	38	4	12	0	-	-	29	4.1
71-72	2	10	2	4	.500	0	0	---	1	4	5	1	3	0	-	-	4	2.0
TOTALS	9	97	12	28	.429	9	19	.474	17	26	43	5	15	0	-	-	33	3.7

Three-point field goals: 69-70, 0-1 (.000).

BEN WARLEY

Height: 6-6 Weight: 200 Tennessee State '61 Born Sept. 4, 1936

YEAR	GP	MIN	FGM	FGA	PCT	FTM	FTA	PCT	OFF	DEF	REB	AST	PF	DQ	STL	BLK	PTS	AVG
69-70	42	475	60	170	.353	58	76	.763	26	84	110	30	98	0	-	-	193	4.6

Three-point field goals: 15-58 (.259).

PLAYOFFS	GP	MIN	FGM	FGA	PCT	FTM	FTA	PCT	OFF	DEF	REB	AST	PF	DQ	STL	BLK	PTS	AVG
1970	10	129	16	38	.421	6	10	.600	5	24	29	11	27	1	-	-	45	4.5

Three-point field goals: 7-16 (.438).





DON WASHINGTON

Height: 6-8 Weight: 210 North Carolina '74 Born Apr. 22, 1952
 Acquired: Signed as a free agent on Oct. 17, 1974 Departed: Contract expired at end of '74-'75 season

YEAR	GP	MIN	FGM	FGA	PCT	FTM	FTA	PCT	OFF	DEF	REB	AST	PF	DQ	STL	BLK	PTS	AVG
74-75	50	438	79	138	.432	38	56	.679	41	48	89	30	92	x	12	19	196	3.9
Three-point field goals: 0-2 (.000).																		
PLAYOFFS	GP	MIN	FGM	FGA	PCT	FTM	FTA	PCT	OFF	DEF	REB	AST	PF	DQ	STL	BLK	PTS	AVG
1975	4	26	5	10	.500	1	1	1.000	2	4	6	2	9	x	1	2	11	2.8
Three-point field goals: 0-0.																		

ERIC WASHINGTON

Height: 6-4 Weight: 190 Alabama '97 Born Mar. 23, 1974
 Acquired: By trade from Orlando on Jun. 25, 1997 Departed: Traded to Boston on Aug. 3, 1999

YEAR	GP	MIN	FGM	FGA	PCT	FTM	FTA	PCT	OFF	DEF	REB	AST	PF	DQ	STL	BLK	PTS	AVG
97-98	66	1539	201	498	.404	65	83	.783	47	80	127	78	143	0	53	25	511	7.7
98-99	38	761	73	184	.397	22	32	.688	35	54	89	30	87	2	25	18	205	5.4
TOTALS	104	2300	274	682	.402	87	115	.757	82	134	216	108	230	2	78	43	716	6.9
Three-point field goals: '97-98, 44-137 (.321); '98-99, 37-97 (.381). Totals: 81-234 (.346).																		

EARL WATSON

Height: 6-1 Weight: 195 UCLA '01 Born Jun. 12, 1979
 Acquired: Signed as a free agent on Sept. 7, 2005 Departed: Traded to Seattle on Feb. 23, 2006

YEAR	GP	MIN	FGM	FGA	PCT	FTM	FTA	PCT	OFF	DEF	REB	AST	PF	DQ	STL	BLK	PTS	AVG
05-06	46	975	121	282	.429	37	59	.627	17	69	86	160	95	1	37	7	347	7.5
Three-point field goals: '05-06, 68-172 (.395).																		

PEYTON WATSON

Height: 6-8 Weight: 200 UCLA '22 Born Sept. 11, 2002
 Acquired: Traded by Oklahoma City Thunder on June 23, 2022 Currently on the team

YEAR	GP	MIN	FGM	FGA	PCT	FTM	FTA	PCT	OFF	DEF	REB	AST	PF	DQ	STL	BLK	PTS	AVG
22-23	23	186	29	59	.492	11	20	.550	8	29	37	11	14	0	2	11	75	3.3
Three-point field goals: '22-23, 6-14 (.429).																		
PLAYOFFS	GP	MIN	FGM	FGA	PCT	FTM	FTA	PCT	OFF	DEF	REB	AST	PF	DQ	STL	BLK	PTS	AVG
2023	5	14	2	5	.400	0	0	0	1	3	4	1	2	0	0	1	5	1.0
Three-point field goals: '22-23, 1-2 (.500)..																		

MARVIN WEBSTER

Height: 7-1 Weight: 240 Morgan State '75 Born Apr. 13, 1952
 Acquired: Drafted in the first round in 1975 Departed: Traded to Seattle on May 24, 1977

YEAR	GP	MIN	FGM	FGA	PCT	FTM	FTA	PCT	OFF	DEF	REB	AST	PF	DQ	STL	BLK	PTS	AVG
75-76	38	398	55	120	.458	55	78	.705	63	111	174	30	30	x	9	53	165	3.0
76-77	80	1276	198	400	.495	143	220	.650	152	332	484	62	149	2	23	118	539	6.7
TOTALS	118	1674	253	520	.487	198	298	.664	215	443	658	92	209	2	32	171	704	6.0
Three-point field goals: '75-76, 0-1 (.000).																		
PLAYOFFS	GP	MIN	FGM	FGA	PCT	FTM	FTA	PCT	OFF	DEF	REB	AST	PF	DQ	STL	BLK	PTS	AVG
1976	13	155	21	50	.420	15	28	.536	24	47	71	9	28	x	1	14	57	4.4
1977	6	96	13	26	.500	4	6	.667	14	26	40	3	12	0	2	11	30	5.0
TOTALS	19	251	34	76	.447	19	34	.559	38	73	111	12	40	0	3	25	87	4.6
Three-point field goals: 0-0.																		

CLARENCE "SONNY" WEEMS

Height: 6-6 Weight: 203 Arkansas Born Jul. 8, 1986
 Acquired: By trade from Chicago on Jun. 26, 2008 Departed: By trade to Milwaukee on Jul. 27, 2009

YEAR	GP	MIN	FGM	FGA	PCT	FTM	FTA	PCT	OFF	DEF	REB	AST	PF	DQ	STL	BLK	PTS	AVG
08-09	12	55	8	25	.320	3	8	.375	0	4	4	3	8	0	1	0	19	1.6
Three-point field goals: 0-3 (.000).																		

THOMAS WELSH

Height: 7-0 Weight: 255 UCLA '18 Born Feb. 3, 1996
 Acquired: Drafted in the second round (58th overall) in 2018 Departed: Waived on Jul. 31, 2019

YEAR	GP	MIN	FGM	FGA	PCT	FTM	FTA	PCT	OFF	DEF	REB	AST	PF	DQ	STL	BLK	PTS	AVG
18-19	11	36	7	13	.538	1	2	.500	0	4	4	5	3	0	0	0	18	1.6
Three-point field goals: 3-7 (.429).																		

ROBERT WERDANN

Height: 6-11 Weight: 250 St. John's '92 Born Sept. 12, 1970
 Acquired: Drafted, No. 46 overall, in 1992 Departed: Contract expired at end of '92-93 season

YEAR	GP	MIN	FGM	FGA	PCT	FTM	FTA	PCT	OFF	DEF	REB	AST	PF	DQ	STL	BLK	PTS	AVG
92-93	28	149	18	59	.305	17	31	.548	23	29	52	7	38	1	6	4	53	1.9
Three-point field goals: 0-1 (.000).																		

TYSON WHEELER

Height: 5-10 Weight: 165 Rhode Island '98 Born Oct. 8, 1975
 Acquired: By trade from Toronto on Jan. 21, 1999 Departed: Waived on Feb. 19, 1999

YEAR	GP	MIN	FGM	FGA	PCT	FTM	FTA	PCT	OFF	DEF	REB	AST	PF	DQ	STL	BLK	PTS	AVG
98-99	1	3	1	1	1.000	1	2	.500	0	0	0	2	1	0	0	0	4	4.0
Three-point field goals: 1-1 (1.000).																		





JACK WHITE

Height: 6-7 Weight: 225 Duke '22 Born Aug. 5, 1997
 Acquired: Signed a two-way contract on July 19, 2022 Departed: Signed a contract with the Oklahoma City Thunder on July 20, 2023

YEAR	GP	MIN	FGM	FGA	PCT	FTM	FTA	PCT	OFF	DEF	REB	AST	PF	DQ	STL	BLK	PTS	AVG
22-23	17	66	8	19	.421	2	3	.667	6	11	17	4	9	0	3	2	21	1.2

Three-point field goals: '22-23, 3-9 (.333).

RODNEY WHITE

Height: 6-9 Weight: 230 Charlotte '04 Born Jun. 28, 1980
 Acquired: By trade from Detroit on Oct. 1, 2002 Departed: Traded to Golden State on Feb. 24, 2005

YEAR	GP	MIN	FGM	FGA	PCT	FTM	FTA	PCT	OFF	DEF	REB	AST	PF	DQ	STL	BLK	PTS	AVG
02-03	72	1563	260	638	.408	98	125	.784	43	170	213	121	134	1	45	32	650	9.0
03-04	72	985	215	468	.459	78	104	.750	44	121	165	60	105	0	32	20	541	7.5
04-05	42	531	98	227	.432	21	34	.618	20	54	74	36	51	0	30	10	236	5.6
TOTALS	186	3,079	573	1,333	.430	197	263	.750	107	345	452	217	290	1	107	62	1427	7.7

Three-point field goals: '02-03, 32-134 (.239); '03-04, 33-87 (.379); '03-04, 19-44 (.432). Totals: 86-274 (.315).

PLAYOFFS	GP	MIN	FGM	FGA	PCT	FTM	FTA	PCT	OFF	DEF	REB	AST	PF	DQ	STL	BLK	PTS	AVG
2004	4	26	4	15	.267	0	0	---	1	4	5	0	3	0	2	0	8	2.0

Three-point field goals: 0-0.

WILLIE WHITE

Height: 6-3 Weight: 195 Tennessee-Chattanooga '84 Born Aug. 20, 1962
 Acquired: Drafted, No. 42 overall, in 1984 Departed: Contract expired at end of '85-86 season

YEAR	GP	MIN	FGM	FGA	PCT	FTM	FTA	PCT	OFF	DEF	REB	AST	PF	DQ	STL	BLK	PTS	AVG
84-85	39	234	52	124	.419	21	31	.677	15	21	36	29	24	0	5	2	129	3.3
85-86	43	343	74	168	.440	19	23	.826	17	27	44	53	24	0	18	2	173	4.0
TOTALS	82	577	126	292	.432	40	54	.740	32	48	80	82	48	0	23	4	302	3.7

Three-point field goals: '84-85, 4-11 (.363); '85-86, 6-21 (.286). Totals: 10-32 (.312).

PLAYOFFS	GP	MIN	FGM	FGA	PCT	FTM	FTA	PCT	OFF	DEF	REB	AST	PF	DQ	STL	BLK	PTS	AVG
1985	10	123	27	57	.474	7	12	.583	9	8	17	17	6	0	5	0	63	6.3
1986	4	21	2	7	.286	0	0	---	1	2	3	6	4	0	1	0	5	1.3
TOTALS	14	144	29	64	.453	7	12	.583	10	10	20	23	10	0	6	0	68	4.9

Three-point field goals: 1985, 2-3 (.667); 1986, 1-4 (.250). Totals: 3-7 (.429).

CHRIS WHITNEY

Height: 6-0 Weight: 175 Clemson '93 Born Oct. 5, 1971
 Acquired: By trade from Washington on Oct. 24, 2002 Departed: Waived on Feb. 26, 2003

YEAR	GP	MIN	FGM	FGA	PCT	FTM	FTA	PCT	OFF	DEF	REB	AST	PF	DQ	STL	BLK	PTS	AVG
02-03	29	762	94	261	.360	46	57	.807	1	45	46	124	77	1	17	1	277	9.6

Three-point field goals: 43-128 (.336).

GREG WHITTINGTON

Height: 6-8 Weight: 210 Georgetown '13 Born Feb. 7, 1993
 Acquired: Signed as a free agent on Nov. 24, 2020 Departed: Waived on Apr. 9, 2021

YEAR	GP	MIN	FGM	FGA	PCT	FTM	FTA	PCT	OFF	DEF	REB	AST	PF	DQ	STL	BLK	PTS	AVG
20-21	4	12	0	3	.000	0	0	---	0	0	0	0	0	0	0	0	0	0.0

Three-point field goals: '20-21, 0-2 (.000).

KEN WILBURN

Height: 6-6 Weight: 195 Central State (OH) '67 Born Jun. 8, 1944

YEAR	GP	MIN	FGM	FGA	PCT	FTM	FTA	PCT	OFF	DEF	REB	AST	PF	DQ	STL	BLK	PTS	AVG
68-69	37	409	72	181	.398	30	57	.526	80	97	177	22	56	1	-	-	174	4.7

Three-point field goals: 0-0.

PLAYOFFS	GP	MIN	FGM	FGA	PCT	FTM	FTA	PCT	OFF	DEF	REB	AST	PF	DQ	STL	BLK	PTS	AVG
1969	7	93	16	33	.485	4	16	.250	15	17	32	5	21	0	-	-	36	5.1

Three-point field goals: 0-0.

BOBBY WILKERSON

Height: 6-6 Weight: 200 Indiana '76 Born Aug. 15, 1954
 Acquired: By trade from Seattle on May 24, 1977 Departed: Contract expired at end of '79-80 season

YEAR	GP	MIN	FGM	FGA	PCT	FTM	FTA	PCT	OFF	DEF	REB	AST	PF	DQ	STL	BLK	PTS	AVG
77-78	81	2780	382	936	.408	157	210	.748	98	376	474	439	275	3	126	21	921	11.4
78-79	80	2425	396	869	.456	119	173	.688	100	314	414	284	190	0	118	21	911	11.4
79-80	75	2238	430	1030	.417	166	222	.748	85	231	316	243	194	1	93	27	1033	13.8
TOTALS	236	7443	1208	2835	.426	442	605	.731	283	921	1204	966	659	4	337	68	2865	12.1

Three-point field goals: '79-80, 7-34 (.206).

PLAYOFFS	GP	MIN	FGM	FGA	PCT	FTM	FTA	PCT	OFF	DEF	REB	AST	PF	DQ	STL	BLK	PTS	AVG
1978	13	426	47	127	.370	26	42	.619	20	51	71	78	55	2	19	4	120	9.2
1979	3	101	14	34	.412	1	3	.333	7	19	26	15	7	0	3	1	29	9.7
TOTALS	16	527	61	161	.379	27	45	.600	27	70	97	93	62	2	22	5	149	9.3

Three-point field goals: 0-0.

MIKE WILKS

Height: 5-10 Weight: 180 Rice '01 Born May 7, 1979
 Acquired: Signed as a free agent on Oct. 18, 2007 Departed: Waived on Oct. 23, 2007
 Re-acquired: Signed as a free agent on Oct. 27, 2007 Departed: Waived on Nov. 28, 2007

YEAR	GP	MIN	FGM	FGA	PCT	FTM	FTA	PCT	OFF	DEF	REB	AST	PF	DQ	STL	BLK	PTS	AVG
07-08	8	122	10	23	.435	2	2	1.000	4	8	12	6	9	0	5	0	24	3.0

Three-point field goals: '07-08, 2-5 (.400).





AARON WILLIAMS

Height: 6-9 Weight: 220 Xavier, Ohio '93 Born Oct. 2, 1971
 Acquired: Signed from the CBA on Dec. 22, 1996 Departed: Waived on Jan. 6, 1997

YEAR	GP	MIN	FGM	FGA	PCT	FTM	FTA	PCT	OFF	DEF	REB	AST	PF	DQ	STL	BLK	PTS	AVG
96-97	1	10	3	5	.600	0	0	----	2	3	5	0	0	0	0	3	6	6.0

Three-point field goals: 0-0.

CHUCK WILLIAMS

Height: 6-2 Weight: 185 Colorado '68 Born Jun. 6, 1946
 Re-Acquired: By trade from Virginia in 1975 Departed: Traded to Buffalo on Dec. 17, 1976

YEAR	GP	MIN	FGM	FGA	PCT	FTM	FTA	PCT	OFF	DEF	REB	AST	PF	DQ	STL	BLK	PTS	AVG
71-72	84	1580	263	583	.451	205	275	.745	62	95	157	160	144	1	-	-	731	8.7
75-76	79	2529	339	660	.514	188	231	.814	41	169	210	375	215	x	115	7	866	11.0
76-77	21	311	35	93	.376	30	39	.769	8	26	34	44	26	0	8	0	100	4.8
TOTALS	184	4425	637	1336	.477	423	545	.776	111	290	401	579	385	1	123	7	1697	9.2

Three-point field goals: '71-72, 0-4 (.000); '75-76, 0-4 (.000). Totals: 0-8 (.000)

PLAYOFFS	GP	MIN	FGM	FGA	PCT	FTM	FTA	PCT	OFF	DEF	REB	AST	PF	DQ	STL	BLK	PTS	AVG
1972	7	108	18	42	.429	9	12	.750	5	14	19	6	14	0	-	-	45	6.4
1976	13	444	62	132	.470	39	43	.907	11	37	48	48	31	x	6	5	164	12.6
TOTALS	20	652	80	174	.460	48	55	.873	16	51	67	54	44	0	6	5	109	10.4

Three-point field goals: '75-76, 1-3 (.333).

ERIC WILLIAMS

Height: 6-8 Weight: 220 Providence '95 Born Jul. 17, 1972
 Acquired: By trade from Boston on Aug. 21, 1997 Departed: Traded to Boston on Aug. 3, 1999

YEAR	GP	MIN	FGM	FGA	PCT	FTM	FTA	PCT	OFF	DEF	REB	AST	PF	DQ	STL	BLK	PTS	AVG
97-98	4	145	24	61	.393	31	45	.689	10	11	21	12	9	0	4	0	79	19.8
98-99	38	780	80	219	.365	111	139	.799	34	47	81	37	76	0	27	8	277	7.3
TOTALS	42	925	104	278	.374	142	184	.772	44	58	102	49	85	0	31	8	356	8.5

Three-point field goals: '97-98, 0-0; '98-99, 6-26 (.231). Totals: 6-26 (.231).

MONTY WILLIAMS

Height: 6-8 Weight: 225 Notre Dame '94 Born Oct. 8, 1971
 Acquired: Signed as a free agent on Jan. 23, 1999 Departed: Waived on Feb. 19, 1999

YEAR	GP	MIN	FGM	FGA	PCT	FTM	FTA	PCT	OFF	DEF	REB	AST	PF	DQ	STL	BLK	PTS	AVG
98-99	1	6	0	2	.000	1	2	.500	0	0	0	0	0	0	0	0	1	1.0

Three-point field goals: 0-0.

PETE WILLIAMS

Height: 6-7 Weight: 190 Arizona '85 Born Mar. 10, 1965
 Acquired: Drafted, No. 89 overall, in 1985 Departed: Contract expired at the end of the '86-87 season

YEAR	GP	MIN	FGM	FGA	PCT	FTM	FTA	PCT	OFF	DEF	REB	AST	PF	DQ	STL	BLK	PTS	AVG
85-86	53	573	67	111	.604	17	40	.425	47	99	146	14	68	1	19	23	151	2.8
86-87	5	10	1	2	.500	0	0	---	0	1	1	1	1	0	0	0	2	0.4
TOTALS	58	583	68	113	.602	17	40	.425	47	100	147	15	69	1	19	23	153	2.6

Three-point field goals: 0-0.

PLAYOFFS	GP	MIN	FGM	FGA	PCT	FTM	FTA	PCT	OFF	DEF	REB	AST	PF	DQ	STL	BLK	PTS	AVG
1986	4	18	2	4	.500	0	0	---	1	3	4	3	2	0	0	0	4	1.0

Three-point field goals: 0-1 (.000).

REGGIE WILLIAMS

Height: 6-7 Weight: 195 Georgetown '87 Born Mar. 5, 1964
 Acquired: Signed as a free agent on Jan. 5, 1991 Departed: Traded to Indiana on Jun. 13, 1996

YEAR	GP	MIN	FGM	FGA	PCT	FTM	FTA	PCT	OFF	DEF	REB	AST	PF	DQ	STL	BLK	PTS	AVG
90-91	51	1542	323	728	.444	131	156	.840	116	131	247	87	189	7	93	30	820	16.1
91-92	81	2623	601	1277	.471	216	269	.803	145	260	405	235	270	4	148	68	1474	18.2
92-93	79	2722	535	1167	.458	238	296	.804	132	296	428	295	284	6	126	76	1341	17.0
93-94	82	2654	418	1014	.412	165	225	.733	98	294	392	300	288	3	117	66	1065	13.0
94-95	74	2198	388	846	.459	132	174	.759	94	235	329	231	264	4	114	67	993	13.4
95-96	52	817	94	254	.370	33	39	.846	25	97	122	74	137	1	34	21	241	4.6
TOTALS	419	12556	2359	5286	.446	915	1159	.789	610	1313	1923	1222	1432	25	632	328	5934	14.2

Three-point field goals: '90-91, 43-131 (.328); '91-92, 56-156 (.359); '92-93, 33-122 (.270); '93-94, 64-230 (.278); '94-95, 85-266 (.320); '95-96, 20-89 (.225)
 Totals: 301-994 (.303).

PLAYOFFS	GP	MIN	FGM	FGA	PCT	FTM	FTA	PCT	OFF	DEF	REB	AST	PF	DQ	STL	BLK	PTS	AVG
1994	12	405	62	149	.416	27	35	.771	18	43	61	42	53	1	9	12	171	14.3
1995	3	84	8	36	.222	6	6	1.000	5	11	16	12	11	0	3	1	26	8.7
TOTALS	15	489	70	185	.378	33	41	.805	23	54	77	54	64	1	12	13	197	13.1

Three-point field goals: 1994, 20-50 (.400); 1995, 4-13 (.308). Totals: 24-65 (.369).





ROB WILLIAMS

Height: 6-2 Weight: 175 Houston '83 Born May 5, 1951
Acquired: Drafted, No. 19 overall, in 1982 Departed: Waived on Oct. 23, 1984

YEAR	GP	MIN	FGM	FGA	PCT	FTM	FTA	PCT	OFF	DEF	REB	AST	PF	DQ	STL	BLK	PTS	AVG
82-83	74	1443	191	468	.408	131	174	.753	37	99	136	361	221	4	89	12	515	7.0
83-84	79	1924	309	671	.461	171	209	.818	54	140	194	464	268	4	84	5	804	10.2
TOTALS	153	3367	500	1139	.439	302	383	.789	91	239	330	825	489	8	173	17	1319	8.6

Three-point field goals: '82-83, 2-15 (.133); '83-84, 15-47 (.319). Totals: 17-62 (.274).

PLAYOFFS	GP	MIN	FGM	FGA	PCT	FTM	FTA	PCT	OFF	DEF	REB	AST	PF	DQ	STL	BLK	PTS	AVG
1983	7	134	24	54	.444	7	7	1.000	2	11	13	37	27	1	8	1	57	8.1
1984	5	149	21	47	.447	10	12	.833	5	14	19	24	19	1	3	1	57	11.8
TOTALS	12	283	45	101	.446	17	19	.895	7	25	32	61	46	2	11	2	114	9.5

Three-point field goals: 1983, 2-3 (.667); 1984, 5-13 (.385). Totals: 7-16 (.438).

SCOTT WILLIAMS

Height: 6-10 Weight: 245 North Carolina '90 Born Mar. 21, 1968
Acquired: By trade from Milwaukee on Oct. 22, 2001 Departed: Contract expired at end of '01-02 season

YEAR	GP	MIN	FGM	FGA	PCT	FTM	FTA	PCT	OFF	DEF	REB	AST	PF	DQ	STL	BLK	PTS	AVG
01-02	41	737	86	217	.396	30	41	.732	82	127	209	13	98	1	17	33	202	4.9

Three-point field goals: 0-2 (.000).

SHAMMOND WILLIAMS

Height: 6-1 Weight: 201 North Carolina '98 Born Apr. 5, 1975
Acquired: By trade from Boston on Feb. 20, 2003 Departed: Contract expired at end of '02-03 season

YEAR	GP	MIN	FGM	FGA	PCT	FTM	FTA	PCT	OFF	DEF	REB	AST	PF	DQ	STL	BLK	PTS	AVG
02-03	27	712	94	241	.390	30	45	.667	12	49	61	138	56	0	16	3	255	9.4

Three-point field goals: 37-102 (.363).

SHELDEN WILLIAMS

Height: 6-9 Weight: 250 Duke '06 Born Oct. 21, 1983
Acquired: Signed as a free agent on July 15, 2010 Departed: Traded to New York on Feb. 22, 2011

YEAR	GP	MIN	FGM	FGA	PCT	FTM	FTA	PCT	OFF	DEF	REB	AST	PF	DQ	STL	BLK	PTS	AVG
10-11	42	712	82	181	.453	34	46	.739	74	149	223	19	92	0	18	22	198	4.7

Three-point field goals: 0-0.

KEVIN WILLIS

Height: 7-0 Weight: 245 Michigan state '84 Born Sept. 6, 1962
Acquired: By trade from Toronto on Jan. 12, 2001 Departed: Trade to Milwaukee on Oct. 22, 2001

YEAR	GP	MIN	FGM	FGA	PCT	FTM	FTA	PCT	OFF	DEF	REB	AST	PF	DQ	STL	BLK	PTS	AVG
00-01	43	1059	180	421	.428	52	66	.788	109	200	309	29	138	0	38	31	413	9.6

Three-point field goals: 1-4 (.250).

STEVE WILSON

Height: 6-5 Weight: 185 Hanover (Indiana) '70 Born Oct. 16, 1948

YEAR	GP	MIN	FGM	FGA	PCT	FTM	FTA	PCT	OFF	DEF	REB	AST	PF	DQ	STL	BLK	PTS	AVG
70-71	39	261	52	132	.394	22	41	.537	22	26	48	29	43	1	-	-	134	3.4
71-72	9	36	5	23	.217	4	7	.571	3	1	4	6	9	0	-	-	14	1.6
TOTALS	48	297	57	155	.368	26	48	.542	25	27	52	35	52	1	-	-	148	3.1

Three-point field goals: '70-71, 8-33 (.242); '71-72, 0-2 (.000). Totals: 8-35 (.229).

WILLIE WISE

Height: 6-6 Weight: 215 Drake '69 Born Mar. 3, 1947
Acquired: Signed as a free agent on Sept. 21, 1976 Departed: Traded to Seattle on May 24, 1977

YEAR	GP	MIN	FGM	FGA	PCT	FTM	FTA	PCT	OFF	DEF	REB	AST	PF	DQ	STL	BLK	PTS	AVG
76-77	75	1403	237	513	.462	142	218	.651	76	177	253	142	180	2	60	18	616	8.2
PLAYOFFS	GP	MIN	FGM	FGA	PCT	FTM	FTA	PCT	OFF	DEF	REB	AST	PF	DQ	STL	BLK	PTS	AVG
1977	6	106	14	41	.341	17	25	.880	6	22	28	3	16	0	0	1	45	7.5

GREG WITTMAN

Height: 6-8 Weight: 210 Western Carolina '69 Born May 10, 1947
Departed: Traded to Miami in Jun., 1970

YEAR	GP	MIN	FGM	FGA	PCT	FTM	FTA	PCT	OFF	DEF	REB	AST	PF	DQ	STL	BLK	PTS	AVG
69-70	50	453	80	204	.392	33	59	.542	30	68	98	15	87	2	-	-	196	3.9

Three-point field goals: 4-17 (.235).

PLAYOFFS	GP	MIN	FGM	FGA	PCT	FTM	FTA	PCT	OFF	DEF	REB	AST	PF	DQ	STL	BLK	PTS	AVG
1970	2	4	1	2	.500	1	3	.333	0	0	0	0	2	0	-	-	4	2.0

Three-point field goals: 1-1 (1.000).

JOE WOLF

Height: 6-11 Weight: 253 North Carolina '87 Born Dec. 17, 1964
Acquired: Signed as a free agent on Oct. 5, 1990 Departed: Contract expired at end of '91-92 season
Re-Acquired: By trade from Milwaukee on Jun. 25, 1997 Departed: Traded to Indiana on Jun. 13, 1996

YEAR	G	MIN	FGM	FGA	PCT	FTM	FTA	PCT	OFF	DEF	REB	AST	PF	DQ	STL	BLK	PTS	AVG
90-91	74	1593	234	519	.451	69	83	.831	136	264	400	107	244	8	60	31	539	7.3
91-92	67	1160	100	277	.361	53	66	.803	97	143	240	61	124	1	32	14	254	3.8
97-98	57	621	40	121	.331	5	10	.500	36	90	126	30	92	0	20	7	87	1.5
TOTALS	198	3374	374	917	.408	127	159	.799	269	497	766	198	460	9	112	52	880	4.4

Three-point field goals: '90-91, 2-15 (.133); '91-92, 1-11 (.091); '97-98, 2-10 (.200). Totals: 5-36 (.139).





RANDY WOODS

Height: 6-0 Weight: 162 La Salle '92 Born Sept. 23, 1970
 Acquired: By trade from L.A. Clippers on Jun. 28, 1995 Departed: Waived on Dec. 21, 1995

YEAR	G	MIN	FGM	FGA	PCT	FTM	FTA	PCT	OFF	DEF	REB	AST	PF	DQ	STL	BLK	PTS	AVG
95-96	8	72	6	22	.273	2	2	1.000	3	3	6	12	13	0	6	1	19	2.4

Three-point field goals: 5-21 (.238).

ORLANDO WOOLRIDGE

Height: 69 Weight: 215 Notre Dame '81 Born Dec. 16, 1959
 Acquired: By trade from L.A. Lakers on Aug. 8, 1990 Departed: Traded to Detroit on Aug. 13, 1991

YEAR	G	MIN	FGM	FGA	PCT	FTM	FTA	PCT	OFF	DEF	REB	AST	PF	DQ	STL	BLK	PTS	AVG
90-91	53	1823	490	983	.498	350	439	.797	141	220	361	119	145	2	69	23	1330	25.1

Three-point field goals: 0-4 (.000).

TOM WORKMAN

Height: 6-7 Weight: 218 Seattle '67 Born Nov. 14, 1944

YEAR	G	MIN	FGM	FGA	PCT	FTM	FTA	PCT	OFF	DEF	REB	AST	PF	DQ	STL	BLK	PTS	AVG
70-71	39	489	89	199	.447	57	68	.838	39	94	133	37	81	0	-	-	236	6.1

Three-point field goals: 1-11 (.091).

BRAD WRIGHT

Height: 6-11 Weight: 225 UCLA '85 Born Mar. 27, 1962

YEAR	G	MIN	FGM	FGA	PCT	FTM	FTA	PCT	OFF	DEF	REB	AST	PF	DQ	STL	BLK	PTS	AVG
87-88	2	7	1	5	.200	0	0	---	0	1	1	0	3	0	0	0	2	1.0

Three-point field goals: 0-0.

LONNIE WRIGHT

Height: 6-2 Weight: 205 Colorado State '67 Born Jan. 3, 1944
 Departed: Traded to Floridians on Jan. 26, 1971

YEAR	GP	MIN	FGM	FGA	PCT	FTM	FTA	PCT	OFF	DEF	REB	AST	PF	DQ	STL	BLK	PTS	AVG
67-68	38	896	146	346	.422	79	121	.653	-	-	96	68	96	0	-	-	373	9.8
68-69	69	2538	453	1089	.416	205	276	.743	50	240	290	175	250	2	-	-	1130	16.4
69-70	79	2237	393	952	.413	121	175	.691	49	167	216	149	278	7	-	-	961	12.2
70-71	41	769	98	328	.299	53	77	.688	36	53	89	61	86	1	-	-	264	6.4
TOTALS	227	6440	1090	2715	.401	458	649	.706	-	-	691	453	710	10	-	-	2728	12.0

Three-point field goals: '67-68, 2-9 (.282); '68-69, 19-86 (.221); '69-70, 54-193 (.280); '70-71, 15-56 (.268); Totals: 90-344 (.262).

PLAYOFFS	GP	MIN	FGM	FGA	PCT	FTM	FTA	PCT	OFF	DEF	REB	AST	PF	DQ	STL	BLK	PTS	AVG
67-68	5	149	13	50	.260	9	14	.643	-	-	13	10	9	0	-	-	36	7.2
68-69	7	224	31	86	.360	20	28	.714	10	27	37	14	24	0	-	-	84	12.0
69-70	11	334	32	109	.294	18	23	.783	13	19	32	44	33	0	-	-	84	7.6
TOTALS	23	707	76	245	.310	47	65	.723	-	-	82	68	66	0	-	-	204	8.9

Three-point field goals: 67-68, 1-4 (.250); 68-69, 2-8 (.250); 69-70, 2-8 (.250); Totals: 5-20 (.250).

VINCENT YARBROUGH

Height: 6-7 Weight: 205 Tennessee '02 Born Mar. 21, 1981
 Acquired: Drafted, No. 33 overall, in 2002 Departed: Waived on Oct. 27, 2003

YEAR	G	MIN	FGM	FGA	PCT	FTM	FTA	PCT	OFF	DEF	REB	AST	PF	DQ	STL	BLK	PTS	AVG
02-03	59	1381	168	428	.393	49	62	.790	36	126	162	130	145	2	57	33	406	6.9

Three-point field goals: 21-78 (.269).

NICK YOUNG

Height: 6-7 Weight: 210 USC '07 Born Jun. 1, 1985
 Acquired: Signed as a free agent on Dec. 10, 2018 Departed: Waived on Dec. 30, 2018

YEAR	G	MIN	FGM	FGA	PCT	FTM	FTA	PCT	OFF	DEF	REB	AST	PF	DQ	STL	BLK	PTS	AVG
18-19	4	37	3	9	.333	0	0	---	0	1	1	2	4	0	0	1	9	2.3

Three-point field goals: 3-8 (.375).

GEORGE ZIDEK

Height: 7-0 Weight: 162 UCLA '95 Born Aug. 2, 1973
 Acquired: By trade from Charlotte on Feb. 20, 1997 Departed: Waived on Feb. 28, 1998

YEAR	G	MIN	FGM	FGA	PCT	FTM	FTA	PCT	OFF	DEF	REB	AST	PF	DQ	STL	BLK	PTS	AVG
96-97	16	88	16	33	.485	20	25	.800	10	13	23	5	17	0	1	0	52	3.3
97-98	6	42	4	15	.267	10	12	.833	4	9	13	1	5	0	0	2	18	3.0
TOTALS	22	130	20	48	.417	30	37	.811	14	22	36	6	22	0	1	2	70	3.2

Three-point field goals: 0-0.

A - STATISTICS FOR THAT CATEGORY WERE NOT KEPT THAT YEAR.
 X - A PLAYER COULD NOT FOUL OUT OF AN ABA GAME THAT YEAR.



**#00**

Anthony Cook (1991-93)
Darrell Arthur (2013-18)
Markus Howard (2020-2022)

#0

Orlando Woolridge (1990-91)
Taurean Green (2007-08)
Gary Forbes (2010-11)
DeMarre Carroll (2011-12)
Aaron Brooks (2014)
Emmanuel Mudiay (2015-18)
Isaiah Thomas (2018-19)
JaMychal Green (2020-2022)
Christian Braun (2022-Pres.)

#1

Kenny Higgs (1980-82)
Darwin Cook (1988-89)
Eddie Hughes (1989-90)
Corey Gaines (1990-91)
Mark Macon (1991-92)
Adonis Jordan (1993-94)
Mahmoud Abdul-Rauf (1994-96)
Kiwane Garris (1997-98)
Donnell Harvey (2001-03)
Voshon Lenard (2003-06)
J.R. Smith (2006-09)
Chauncey Billups (2009-11)
Jordan Hamilton (2011-14)
Alonzo Gee (2014-2015)
Jameer Nelson (2015-17)
Michael Porter Jr. (2018-Pres.)

#2*

Alex English (1979-90)*

#3

Carl Nicks (1980-81)
Mahmoud Abdul-Rauf (1990-94)
Dale Ellis (1994-97)
Harold Ellis (1997-98)
Monty Williams (1998-99)
Tracy Murray (2000-01)
Vincent Yarbrough (2002-03)
DerMarr Johnson (2004-06)
Allen Iverson (2006-09)
Ty Lawson (2009-2015)
Mike Miller (2015-17)
Torrey Craig (2017-20)
Greg Whittington (2020-21)
Shaquille Harrison (2020)
Bones Hyland (2021-2023)

#4

Darrell Walker (1986-87)
Darnell Mee (1993-95)
Tony Battie (1997-98)
Chauncey Billups (1998-00)
Anthony Goldwire (2000-01)
Predrag Savovic (2002-03)
Jeff Trepagnier (2003-04)
Anthony Carter (2006-07)
Kenyon Martin (2007-11)
Randy Foye (2013-2016)
Paul Millsap (2017-21)
DeMarcus Cousins (2021)

#5

Robert Smith (1977-79)
David Burns (1981-82)
Mike Evans (1982-88)
Terry Mills (1990-91)
Kenny Battle (1990-91)
Roy Marble (1993-94)
Jalen Rose (1994-96)
McInnis (1996-97)
Anthony Goldwire (1996-98)
Tyson Wheeler (1998-99)
Ron Mercer (1999-00)
Voshon Lenard (2000-02)
Juwan Howard (2002-03, '08-09)
Rodney White (2003-05)
Charles Smith (2005-06)
Yakhouba Diawara (2006-08)
J.R. Smith (2009-2011)
Rudy Fernandez (2011-2012)
Nate Robinson (2014-15)
Will Barton (2014-2022)
Kentavious Caldwell-Pope (2022-Pres.)

#6

Walter Davis (1988-92)
Brooks Thompson (1996-97)
Avery Johnson (2001-02)
Junior Harrington (2002-03)
Kenyon Martin (2004-07)
Jason Hart (2008-09)
Arron Afflalo (2009-2012)
Sean Kilpatrick (2016)
Axel Toupane (2015-16)
Brandon Goodwin (2018-19)
Jarred Vanderbilt (2018-2020)
Keita Bates-Diop (2020)
Gary Claerk (2021)
Bryn Forbes (2021)
Rayjon Tucker (2021)
DeAndre Jordan (2022-Pres.)

#7

Billy McKinney (1980-82)
Eldridge Recasner (1994-95)
Don MacLean (1995-96)
Cory Alexander (1997-00)
Juwan Howard (2001-02)
Rodney White (2002-03)
Greg Buckner (2004-06)
Jamal Sampson (2006-07)
Chauncey Billups (2008-09)
Al Harrington (2010-12)
J.J. Hickson (2013-16)
Alonzo Gee (2017)
Trey Lyles (2017-19)
Mason Plumlee (2019-20)
Facundo Campazzo (2020-2022)
Reggie Jackson (2022-Pres.)

#8

Bison Dele (1993-95)
Rastko Cvetkovic (1995-96)
Sarunas Marciulionis (1996-97)
Chris Herren (1999-00)
Earl Watson (2005-06)
Joe Smith (2006-07)
DerMarr Johnson (2006-07)
Danilo Gallinari (2010-17)
Jarred Vanderbilt (2018-2020)
Peyton Watson (2022-Pres.)

#9

Greg Grant (1994-95, '95-96)
Tariq Abdul-Wahad (1999-02)
Mark Bryant (2002-03)
Bryon Russell (2004-06)
Andre Iguodala (2012-13)
JaKarr Sampson (2016)
Johnny O'Bryant (2017)
Jerami Grant (2019-20)
Davon Reed (2021-2023)

#10

Grant Simmons (1967-68)
Wayne Chapman (1970-71)
Al Smith (1971-74)
Don Washington (1974-75)
Jim Bradley (1975-76)
Marvin Webster (1975-77)
Ralph Simpson (1977-78)
John Kuester (1978-79)
John Roche (1979-81)
Keith Edmonson (1983-84)
Willie White (1984-86)
Scott Hastings (1991-93)
Randy Woods (1995-96)
Tim Hardaway (2001-02)
Wesley Person (2004-05)
Howard Easley (2005-06)
Julyan Stone (2011-13)
Nate Robinson (2013-14)
Arron Afflalo (2014-15)
Bol Bol (2019-2022)
James Ennis III (2021)
Jack White (2022)

#11

Bob Verga (1968-69)
Floyd Theard (1969-70)
Larry Brown (1970-72)
Chuck Williams (1971-77)
Charles Scott (1978-80)
Maurice Martin (1986-89)
Joe Barry Carroll (1989-90)
Doug Overton (1995-96)
Kelly McCarty (1998-99)
Kenny Satterfield (2001-03)
Shammond Williams (2002-03)
Earl Boykins (2003-07)
Bobby Jones (2007-08)
Chris Andersen (2008-12)
Erick Green (2014-15)
Monte Morris (2017-2022)
Bruce Brown (2022)

#12*

Chuck Gardner (1967-68)
John Fairchild (1968-69)
Lavern Tart (1968-69)
Steve Wilson (1970-72)
Warren Jabali (1971-73)
Ted McClain (1976-77)
Lafayette "Fat" Lever (1984-90)
Winston Garland (1991-92)
Mark Macon (1992-93)
Chris Whitney (2002-03)
Chris Andersen (2003-04)
Luis Flores (2004-05)
Chucky Atkins (2007-09)
DJ Augustin (2016)
Jarnell Stokes (2016)

#13

Julius Keye (1972-74)
Thomas Bryant (2022)
Monte Towe (1975-77)
Mark Jackson (1996-97)
Jimmy King (1996-97)
Bobby Jackson (1997-98)
Keon Clark (1998-99)
Sonny Weems (2008-09)
Corey Brewer (2011-13)
R.J. Hampton (2020-21)

#14

John Morrison (1967-68)
Cliff Anderson (1969-70)
Art Becker (1970-72)
Dan Hester (1970-71)
Dave Bustin (1972-73)
Roland "Fatty" Taylor (1974-77)
Brian Taylor (1977-78)
Michael Adams (1987-91)
Robert Pack (1992-95, '00-01)
Eric Murdock (1996-97)
Melvin Booker (1996-97)
Elmer Bennett (1996-97)
Eric Washington (1997-99)
Devin Brown (2002-03)
Joey Graham (2009-10)
Gary Harris (2014-21)
Ish Smith (2022)

#15

Pat McFarland (1973-75)
Jimmy Foster (1975-76)
Jim Price (1976-78)
Eddie Hughes (1988-89)
Avery Johnson (1990-91)
Danny Fortson (1997-99)
Keon Clark (1999-01)
Chris Andersen (2001-03)
Carmelo Anthony (2003-11)
Anthony Randolph (2012-14)
Nikola Jokic (2015-Pres.)

#16

Kostas Papanikolaou (2015)

#17

Vincent Askew (1996-97)
Joe Wolf (1997-98)
Johnny Taylor (1998-00)

#19

Lonnie Lynn (1969-70)

#20

Lefty Thomas (1967-68)
Frank Card (1971-73)
Mack Calvin (1974-75, '76-78)
Roger Brown (1975-76)
George Johnson (1979-80)
Dwight Anderson (1982-83)
Elston Turner (1984-86, '88-89)
LaPhonso Ellis (1992-98)
Jeff Trepagnier (2002-03)
Jon Barry (2003-04)
Raymond Felton (2010-11)
Ian Clark (2015)
Tyler Lydon (2017-19)



**#21**

Claude Terry (1972-76)
 Anthony Roberts (1977-80)
 Rob Williams (1985-86)
 Todd Lichti (1989-92)
 Tom Hammonds (1992-97)
 Dean Garrett (1997-98)
 Carl Herrera (1998-99)
 George McCloud (1999-02)
 Adam Harrington (2002-03)
 Eduardo Najera (2005-08)
 Wilson Chandler (2010-18)
 Petr Cornelie (2021)

#22

Julian Hammond (1967-68, '71-72)
 Mike Green (1973-75)
 Gus Gerard (1975-77)
 Geoff Crompton (1978-79)
 Glen Gondrezick (1979-80, '82-83)
 Otis Smith (1986-88)
 David Greenwood (1988-89)
 Tim Legler (1990-91)
 Craig Neal (1990-91)
 Jim Farmer (1990-91, '93-94)
 Ricky Pierce (1996-97)
 Johnny Newman (1997-98)
 Nikoloz Tskitshvili (2002-05)
 Ruben Patterson (2005-06)
 Von Wafer (2007-08)
 Jamaal Franklin (2015)
 Richard Jefferson (2017-18)
 Zeke Nnaji (2020-21)

#23

Jeff Congdon (1967-68; '69-70)
 John Barnhill (1970-71)
 Steve Mix (1971-72)
 Steve Jones (1973-74)
 T.R. Dunn (1980-88; '89-91)
 Bryant Stith (1992-00)
 Marcus Camby (2002-08)
 Sheldon Williams (2010-11)
 Jusuf Nurkic (2014-16)
 DeVuaghn Akoon-Purcell (2018-19)
 Carlik Jones (2021)

#24

Tom Hoover (1967-68)
 Bill McGill (1968-69)
 Spencer Haywood (1969-70)
 Dwight Waller (1970-72)
 John Q. Trapp (1972-73)
 Bobby Jones (1974-78)
 Gary Garland (1979-80)
 Bill Hanzlik (1982-91)
 Todd Lichti (1992-93)
 Antonio McDyess (1995-97,
 '98-02, '08-09)
 Andre Miller ('03-06, '11-14)
 Jan Vesely (2014)
 Mason Plumlee (2016-2020)

#25

Dave Robisch (1971-75, '80-84)
 Dan Issel (1975-76)
 George Zidek (1996-98)
 Roy Rogers (1999-00)
 Zendon Hamilton (2001-02)
 John Crotty (2002-03)
 Steve Blake (2006-07)

#25 (CONT.)

Anthony Carter (2006-11)
 Timofey Mozgov (2010-2015)
 Malik Beasley (2016-2020)
 Tyler Cook (2020)
 Austin Rivers (2020-2022)
 Isaiah Hartenstein (2020)

#27

Elmore Spencer (1995-96)
 Mengke Bateer (2001-02)
 Johan Petro (2008-10)
 Jamal Murray (2016-Pres.)

#28

Robert Werdann (1992-93)
 Jameer Nelson (2014-15)

#29

Calbert Cheaney (2000-02)
 Mike Wilks (2007-08)

#30

Ron Horn (1967-68)
 R.B. Lynam (1967-68)
 Richie Moore (1967-68)
 Ken Wilburn (1968-69)
 Tom Workman (1970-71)
 Willie Long (1972-74)
 George Irvine (1975-76)
 Jacky Dorsey (1977-78)
 Darnell Hillman (1977-78)
 Norman Cook (1977-78)
 George McGinnis (1978-81)
 Anthony Roberts (1983-84)
 Jay Vincent (1987-89)
 Marcus Liberty (1990-94)
 Kenny Smith (1996-97)
 Priest Lauderdale (1997-98)
 Mark Strickland (2000-01)
 Carlos Arroyo (2001-02)
 Mark Blount (2002-03)
 Reggie Evans (2005-07)
 Dahntay Jones (2008-09)
 Malik Allen (2009-10)
 Quincy Miller (2012-14)
 Troy Daniels (2020)

#31

Marv Roberts (1971-74)
 Maurice "Bo" Ellis (1977-80)
 Pete Williams (1985-87)
 Andre Moore (1987-88)
 Nick Van Exel (1998-02)
 Nenê (2002-2012)
 Vlatko Čančar (2019-Pres.)

#32

Larry Jones (1967-70)
 Jan Van Breda Kolff (1974-75)
 Bobby Wilkerson (1977-80)
 Howard Carter (1983-84)
 Mark Alarie (1986-87)
 Eric Williams (1997-99)
 Chris Gatling (1999-00)
 Garth Joseph (2000-01)
 Ryan Bowen (2001-04)
 Julius Hodge (2005-07)
 Renaldo Balkman (2008-11)
 Noah Vonleh (2020)
 Jeff Green (2022)

#33*

Don Sidle (1970-71)
 David Thompson (1975-82)*
 Ken Denard (1983-84)
 Calvin Natt (1984-89)
 Greg Anderson (1990-92)

#34

Walt Piatkowski (1968-70)
 Cedric Hordges (1980-82)
 Dan Schayes (1982-90)
 Anthony Mason (1990-91)
 Reggie Williams (1990-96)
 Loren Meyer (1998-99)
 Isaiah Rider (2001-02)
 Jelani McCoy (2007-08)
 Melvin Ely (2010-11)
 Roy Hibbert (2017)
 Devin Harris (2017-18)
 Nick Young (2018)
 JaVale McGee (2012-15; 2021)

#35

Larry Cannon (1970-71)
 Paul Silas (1976-77)
 Kim Hughes (1978-81)
 Richard Anderson (1983-84)
 Joe Kopicki (1984-85)
 Brad Wright (1987-88)
 Michael Brooks (1987-88)
 Jerome Lane (1988-92)
 Reggie Slater (1994-95)
 Darwin Ham (1996-97)
 Cheikh Samb (2008-09)
 Kenneth Faried (2011-18)
 PJ Dozier (2019-2022)

#36

Shawnelle Scott (2001-02)

#40*

Byron Beck (1967-77)*

#41

Tom Boswell (1978-80)
 Arvid Kramer (1979-80)
 Blair Rasmussen (1985-91)
 LaSalle Thompson (1996-97)
 James Posey (1999-03)
 Mark Pope (2003-04)
 Kosta Koufos (2010-13)
 Juancho Hernangomez (2016-2020)

#42

Lonnie Wright (1967-68, '70-71)
 Willie Wise (1976-77)
 Ron Valentine (1980-81)
 Larry Jones (1984-89)
 Mike Higgins (1989-90)
 Joe Wolf (1990-92)
 Mark Randall (1993-94; '94-95)
 Ryan Bowen (1999-01)
 Scott Williams (2001-02)

#43

James Ray (1980-83)
 Wayne Englestad (1988-89)
 Kevin Brooks (1991-94)
 Kevin Willis (2000-01)
 Linas Kleiza (2005-09)

#44*

Willie Murrell (1967-68)
 Willie Rogers (1968-69)
 Ben Warley (1969-70)
 Ralph Simpson (1970-76)
 Dan Issel (1976-85)*

#45

Tom LaGarde (1977-78)
 Jawann Oldham (1980-81)
 Tim Kempton (1989-90)
 Anthony Cook (1990-91)
 Gary Plummer (1992-93)
 Mark Randall (1993-94)
 Raef LaFrentz (1998-02)
 Steven Hunter (2007-09)
 Thomas Welsh (2018-19)

#50

Tom Bowens (1967-68)
 Charlie Parks (1968-69)
 Julius Keye (1970-71)
 Steve Mix (1971-72)
 Steve Scheffler (1991-92)
 Reggie Slater (1995-96)
 Matt Fish (1995-96)
 Ervin Johnson (1996-97)
 Dan McClintock (2000-01)
 Aaron Gordon (2021-Pres.)

#51

Michael Doleac (2003-04)

#52

Larry Bunce (1968-69)
 Julius Keye (1969-70)
 Jordan McRae (2020)

#53

Rich Kelley (1982-83)
 Cliff Levingston (1994-95)
 Jerome Allen (1996-97)

#54

Wayne Hightower (1967-69)
 Greg Wittman (1969-70)
 Rodney Rogers (1993-95)
 Ronald "Popeye" Jones (1999-00)
 Terry Davis (2000-01)

#55*

Phil Hicks (1978-79)
 Kiki Vandeweghe (1980-84)
 Dikembe Mutombo (1991-96)
 Aaron Williams (1996-97)

#56

Francisco Elson (2003-06)

#77

Joffrey Lauvergne (2015-2016)

#94

Evan Fournier (2012-14)

*Number retired



**NORTH CAROLINA (15)**

Larry Brown (1970-72)
 Don Washington (1974-75)
 Bobby Jones (1974-78)
 Geoff Crompton (1977-78)
 Tom Lagarde (1977-78)
 John Kuester (1978-79)
 Charles Scott (1978-80)
 Walter Davis (1988-92)
 Jeff McInnis (1996-97)
 Kenny Smith (1996-97)
 Joe Wolf (1990-92; '97-98)
 Scott Williams (2001-02)
 Shammond Williams (2002-03)
 Raymond Felton (2010-11)
 Ty Lawson (2009-2015)

UCLA (11)

Kiki Vandeweghe (1980-84)
 Brad Wright (1987-88)
 David Greenwood (1988-89)
 Don MacLean (1995-96)
 George Zidek (1996-98)
 Tracy Murray (2000-01)
 Earl Watson (2005-06)
 Jelani McCoy (2007-08)
 Arron Affalo (2009-2012; 2014-15)
 Thomas Welsh (2018-19)
 Peyton Watson (2022-Pres.)

KANSAS (9)

Wayne Hightower (1967-69)
 Roger Brown (1975-76)
 Norman Cook (1977-78)
 Dave Robisch (1971-75; '80-84)
 Adonis Jordan (1993-94)
 Mark Randall (1993-95)
 Raef LaFrentz (1998-02)
 Darrell Arthur (2013-18)
 Christian Braun (2022-Pres.)

CINCINNATI (8)

Danny Fortson (1997-99)
 Nick Van Exel (1998-02)
 Kenny Satterfield (2001-02)
 Ruben Patterson (2005-06)
 DerMarr Johnson (2004-07)
 Kenyon Martin (2004-2011)
 Sean Kilpatrick (2016)
 Gary Clark (2021)

DUKE (8)

Bob Verga (1968-69)
 Ken Dennard (1983-84)
 Mark Alarie (1986-87)
 Dahntay Jones (2008-09)
 Shelden Williams (2010-11)
 Mason Plumlee (2017-20)
 Austin Rivers (2020-2022)
 Jack White - 2022)

ALABAMA (7)

T.R. Dunn (1980-91)
 Jim Farmer (1990-91; '93-94)
 Eric Washington (1997-99)
 Roy Rogers (1999-00)
 Antonio McDyess (1995-97; '98-02)
 Alonzo Gee (2014-15, 2017)
 JaMychal Green (2020-2022)

ARIZONA (7)

Pete Williams (1985-87)
 Anthony Cook (1990-93)
 Bison Dele (1993-95)
 Andre Iguodala (2012-13)
 Richard Jefferson (2017-18)
 Zeke Nnaji (2020-Pres.)
 Aaron Gordon (2021-Pres.)

INDIANA (7)

Ron Horn (1967-68)
 George McGinnis (1978-80)
 Bobby Wilkerson (1977-80)
 Dean Garrett (1997-98)
 Calbert Cheaney (2000-02)
 Noah Vonleh (2020)
 Thomas Bryant (2022)

GEORGETOWN (6)

Dikembe Mutombo (1991-96)
 Reggie Williams (1990-96)
 Allen Iverson (2006-09)
 Roy Hibbert (2017)
 Greg Whittington (2020)
 Jeff Green (2022)

KENTUCKY (6)

Dan Issel (1975-85)
 Ron Mercer (1999-00)
 Mark Pope (2003-05)
 Trey Lyles (2017-19)
 Jarrod Vanderbilt (2018-20)
 Jamal Murray (2016-Pres.)

LA SALLE (6)

Larry Cannon (1970-71)
 Fatty Taylor (1974-75; '76-77)
 Michael Brooks (1987-88)
 Tim Legler (1990-91)
 Doug Overton (1995-96)
 Randy Woods (1995-96)

LOUISIANA STATE (6)

Dan Hester (1970-71)
 Kenny Higgs (1980-82)
 Howard Carter (1983-84)
 Mahmoud Abdul-Rauf (1990-96)
 Anthony Randolph (2012-14)
 Johnny O'Bryant (2017)

NOTRE DAME (6)

Tim Kempton (1989-90)
 Bill Hanzlik (1982-91)
 Orlando Woolridge (1990-91)
 Elmer Bennett (1996-97)
 LaPhonso Ellis (1992-98)
 Monty Williams (1998-99)

SOUTH CAROLINA (6)

Tom Boswell (1978-80)
 John Roche (1979-82)
 Cedric Hordges (1980-82)
 Alex English (1979-90)
 Renaldo Balkman (2008-11)
 PJ Dozier (2019-2022)

ST. JOHN'S (6)

George Johnson (1979-80)
 Robert Werdann (1992-93)
 Mark Jackson (1996-97)
 Shawnelle Scott (2001-02)
 Zendon Hamilton (2001-02)
 JaKarr Sampson (2016)

SYRACUSE (6)

Dan Schayes (1982-90)
 Stephen Thompson (1989-90)
 Jason Hart (2008-09)
 Carmelo Anthony (2003-11)
 Tyler Lydon (2017-19)
 Jerami Grant (2019-20)

TENNESSEE STATE (6)

Lefty Thomas (1967-68)
 Ben Warley (1969-70)
 John Barnhill (1970-71)
 Dwight Waller (1969-70; '71-72)
 Ted McClain (1976-77)
 Anthony Mason (1990-91)

UNLV (6)

John O. Trapp (1972-73)
 Robert Smith (1977-79)
 Glen Gondrezick (1979-83)
 Elmore Spencer (1995-96)
 Keon Clark (1998-01)
 Isaiah Rider (2001-02)

WASHINGTON (5)

George Irvine (1975-76)
 Eldridge Recasner (1994-95)
 Bobby Jones (2007-08)
 Nate Robinson (2013-15)
 Isaiah Thomas (2018-19)

FLORIDA (4)

Donnell Harvey (2001-03)
 Taurean Green (2007-08)
 Corey Brewer (2011-13)
 Mike Miller (2015-17)

HOUSTON (4)

Rob Williams (1982-84)
 Greg Anderson (1990-92)
 Carl Herrera (1998-99)
 Anthony Goldwire (1996-98; '00-01)

IOWA (4)

Roy Marble (1993-94)
 Ryan Bowen (1999-04)
 Reggie Evans (2005-07)
 Tyler Cook (2020)

MICHIGAN (4)

Terry Mills (1990-91)
 Jalen Rose (1994-96)
 Jimmy King (1996-97)
 Juwan Howard (2001-03, 2008-09)

MICHIGAN STATE (4)

Ralph Simpson (1970-78)
 Jay Vincent (1987-89)
 Kevin Willis (2000-01)
 Gary Harris (2014-21)

MISSOURI (4)

Melvin Booker (1996-97)
 Linas Kleiza (2005-09)
 DeMarre Carroll (2011-12)
 Michael Porter Jr. (2018-Pres.)

NORTH CAROLINA STATE (4)

Monte Towe (1975-77)
 David Thompson (1975-82)
 Julius Hodge (2005-07)
 J.J. Hickson (2013-16)

OREGON (4)

Steve Jones (1973-74)
 Blair Rasmussen (1985-91)
 Aaron Brooks (2014)
 Bol Bol (2019-2022)

SOUTHERN CALIFORNIA (4)

Mack Calvin (1974-75; '76-78)
 Dwight Anderson (1982-83)
 Robert Pack (1992-95; '00-01)
 Jeff Trepagnier (2002-04)

ST. JOSEPH'S (PA) (4)

Jameer Nelson (2015-17)
 Cliff Anderson (1969-70)
 Maurice Martin (1986-89)
 Pat McFarland (1973-75)

VIRGINIA (4)

Cory Alexander (1997-00)
 John Crotty (2002-03)
 Gus Gerard (1975-77)
 Bryant Stith (1992-00)



**ARKANSAS (3)**

Scott Hastings (1991-93)
Darrell Walker (1986-87)
Sonny Weems (2008-09)

BOSTON COLLEGE (3)

Michael Adams (1987-91)
Howard Eisley (2005-06)
Reggie Jackson (2022-Pres.)

COLORADO (3)

Chauncey Billups (1998-00, '08-11)
Chuck Gardner (1967-68)
Chuck Williams (1971-72, '75-77)

DEPAUL (3)

Wilson Chandler (2010-18)
Gary Garland (1979-80)
Steven Hunter (2007-09)

FLORIDA STATE (3)

Malik Beasley (2016-2020)
George McCloud (1999-02)
Von Wafer (2007-08)

GEORGIA TECH (3)

Jon Barry (2003-04)
Craig Neal (1990-91)
Tom Hammonds (1992-97)

ILLINOIS (3)

Kenny Battle (1990-91)
Kiwane Garris (1997-98)
Marcus Liberty (1990-94)

OKLAHOMA (3)

Willie Rogers (1968-69)
Don Sidle (1970-71)
Eduardo Najera (2005-08)

PURDUE (3)

Joe Barry Carroll (1989-90)
Keith Edmonson (1983-84)
Steve Scheffler (1991-92)

STANFORD (3)

Rich Kelley (1982-83)
Todd Lichti (1989-93)
Claude Terry (1972-76)

TENNESSEE (3)

Jordan McRae (2020)
Jarnell Stokes (2016)
Vincent Yarbrough (2002-03)
Dale Ellis (1994-97)

TEXAS (3)

DJ Augustin (2016)
Jordan Hamilton (2011-14)
LaSalle Thompson (1996-97)

UTAH (3)

Michael Doleac (2003-04)
Bill McGill (1968-69)
Andre Miller ('03-07, '11-14)

VILLANOVA (3)

Randy Foye (2013-2016)
Malik Allen (2009-10)
Tom Hoover (1967-68)

ARIZONA STATE (2)

Art Becker (1970-72)
Fat Lever (1984-90)

AUBURN (2)

Adam Harrington (2002-03)
Wesley Person (2004-05)

BRADLEY (2)

Al Smith (1971-74)
Levern Tart (1968-69)

BRIGHAM YOUNG (2)

Jeff Congdon (1967-70)
John Fairchild (1968-69)

CALIFORNIA (2)

Francisco Elson (2003-06)
Jamal Sampson (2006-07)

CENTRAL STATE (OH) (2)

Priest Lauderdale (1997-98)
Ken Wilburn (1968-69)

CLEMSON (2)

Greg Buckner (2004-06)
Chris Whitney (2002-03)

COLORADO STATE (2)

Eddie Hughes (1988-90)
Lonnie Wright (1967-71)

DENVER (2)

Byron Beck (1967-77)
Dave Bustion (1972-73)

DETROIT (2)

Spencer Haywood (1969-70)
Joe Kopiccki (1984-85)

FRESNO STATE (2)

Melvin Ely (2010-11)
Chris Herren (1999-00)

GEORGIA (2)

Jacky Dorsey (1977-78)
Kentavious Caldwell-Pope (2022-Pres.)

HAWAII (2)

Anthony Carter (2006-11)
Predrag Savovic (2002-03)

IOWA STATE (2)

Loren Meyer (1998-99)
Monte Morris (2017-2022)

JACKSONVILLE (2)

James Ray (1980-83)
Otis Smith (1986-88)

KANSAS STATE (2)

Mike Evans (1982-88)
Willie Murrell (1967-68)

LOUISIANA TECH (2)

Paul Millsap (2017-2021)
Mike Green (1973-75)

MARYLAND (2)

Steve Blake (2006-07)
Joe Smith (2006-07)

MASSACHUSETTS (2)

Marcus Camby (2002-08)
Gary Forbes (2010-11)

MIAMI (2)

Bruce Brown (2022)
Davon Reed (2021-2023)

MINNESOTA (2)

Bobby Jackson (1997-98)
Voshon Lenard (2000-02, '03-06)

MEMPHIS (2)

Will Barton (2014-2022)
Vincent Askew (1996-97)

NEW MEXICO (2)

Willie Long (1972-74)
Charles Smith (2005-06)

NEW ORLEANS (2)

Wayne Cooper (1984-89)
Ervin Johnson (1996-97)

OHIO STATE (2)

Keita Bates-Diop (2020)
Kosta Koufos (2010-13)

OKLAHOMA STATE (2)

Joey Graham (2009-10)
Brooks Thompson (1996-97)

OLD DOMINION (2)

Chris Gatling (1999-00)
Ron Valentine (1980-81)

PITTSBURGH (2)

Mark Blount (2002-03)
Jerome Lane (1988-92)

PROVIDENCE (2)

Eric Murdock (1996-97)
Eric Williams (1997-99)

RICE (2)

Ricky Pierce (1996-97)
Mike Wilks (2007-08)

SAN JOSE STATE (2)

Tariq Abdul-Wahad (1999-02)
Darnell Hillman (1977-78)

SEATTLE (2)

Jawann Oldham (1980-81)
Tom Workman (1970-71)

SOUTH CAROLINA STATE (2)

Frank Card (1971-73)
Julius Keye (1969-74)

TEMPLE (2)

Mark Macon (1991-94)
Mark Strickland (2000-01)

TENNESSEE-CHATTANOOGA (2)

Johnny Taylor (1998-00)
Willie White (1984-86)

TEXAS-EL PASO (2)

Tim Hardaway (2001-02)
Julyan Stone (2011-13)

TEXAS TECH (2)

Tony Battie (1997-98)
Darvin Ham (1996-97)

TOLEDO (2)

Larry Jones (1967-70)
Steve Mix (1971-72)

TULSA (2)

Julian Hammond (1967-72)
Shaquille Harrison (2021)

UTAH STATE (2)

Larry Bunce (1968-69)
Marv Roberts (1971-74)

VCU (2)

Troy Daniels (2020)
Bones Hyland (2021-2023)



**WAKE FOREST (2)**Rodney Rogers (1993-95)
Ish Smith (2022)**WESTERN KENTUCKY (2)**Wayne Chapman (1970-71)
Darnell Mee (1993-95)**WICHITA STATE (2)**Warren Jabali (1972-74)
Cliff Livingston (1994-95)**WISCONSIN (2)**Devin Harris (2017-18)
Kim Hughes (1978-81)**XAVIER (OH) (2)**James Posey (1999-03)
Aaron Williams (1996-97)**AUGUSTANA (1)**

Arvid Kramer (1979-80)

BAYLOR (1)

Quincy Miller (2012-14)

BELMONT (1)

Ian Clark (2015)

BLINN (TX) J.C. (1)

Chris Andersen (2001-04, '08-12)

BOWLING GREEN (1)

Walt Piatkowski (1969-70)

BOSTON (1)

Gary Plummer (1992-93)

CANISIUS (1)

John Morrison (1967-68)

CENTRAL FLORIDA (1)

Brandon Goodwin (2018-19)

CHARLOTTE (1)

Rodney White (2002-05)

COLLEGE OF ST. ROSE (1)

Garth Joseph (2000-01)

CONNECTICUT (1)

Jimmy Foster (1975-76)

CREIGHTON (1)

Paul Silas (1975-76)

DRAKE (1)

Willie Wise (1976-77)

EASTERN CAROLINA (1)

Greg Wittman (1969-70)

EASTERN MICHIGAN (1)

Earl Boykins (2003-07)

FLORIDA INTERNATIONAL (1)

Carlos Arroyo (2001-02)

GRAMBLING (1)

Tom Bowens (1967-68)

HANOVER (IN) (1)

Steve Wilson (1970-72)

HIRAM SCOTT (1)

Richie Moore (1967-68)

IDAHO STATE (1)

Charley Parks (1968-69)

ILLINOIS STATE (1)

DeVaughn Akoon-Purcell (2018-19)

INDIANA STATE (1)

Carl Nicks (1980-81)

KENTUCKY STATE (1)

Floyd Theard (1969-70)

LONG BEACH STATE (1)

Bryon Russell (2004-06)

LOUISVILLE (1)

Jim Price (1976-78)

LOYOLA, CHICAGO (1)

Andre Moore (1987-88)

LOYOLA, MARYMOUNT (1)

Corey Gaines (1990-91)

MANHATTAN (1)

Luis Flores (2004-05)

MARQUETTE (1)

Bo Ellis (1977-80)

MISSISSIPPI (1)

Elston Turner (1984-86, '88-89)

MOREHEAD ST. (1)

Kenneth Faried (2011-18)

MOREHOUSE (1)

Harold Ellis (1997-98)

MORGAN STATE (1)

Marvin Webster (1975-77)

MURRAY STATE (1)

Ronald "Popeye" Jones (1999-00)

NEBRASKA (1)

Grant Simmons (1967-69)

NEVADA (1)

JaVale McGee (2012-15, 2021)

NE LOUISIANA (1)

Calvin Natt (1984-89)

NORTHERN ARIZONA (1)

Dan McClintock (2000-01)

NORTHERN COLORADO (1)

Mike Higgins (1989-90)

NORTHERN ILLINOIS (1)

Jim Bradley (1975-76)

NORTHWESTERN (1)

Billy McKinney (1980-83)

OKLAHOMA BAPTIST (1)

R.B. Lynam (1967-68)

ORAL ROBERTS (1)

Anthony Roberts (1977-80, '83-84)

PENNSYLVANIA (1)

Jerome Allen (1996-97)

PEPPERDINE (1)

Yakhouba Diawara (2006-08)

PORTLAND (1)

Darwin Cook (1988-89)

PRINCETON (1)

Brian Taylor (1977-78)

RHODE ISLAND (1)

Tyson Wheeler (1998-99)

RICHMOND (1)

Johnny Newman (1997-98)

SAINT LOUIS (1)

David Burns (1981-82)

SAN DIEGO STATE (1)

Jamaal Franklin (2015)

SETON HALL (1)

Mark Bryant (2002-03)

SOUTH FLORIDA (1)

Chucky Atkins (2007-09)

SOUTHERN (1)

Avery Johnson (1990-91)

SOUTHERN MISSISSIPPI (1)

Kelly McCarty (1998-99)

SOUTHWEST MISSOURI ST. (1)

Winston Garland (1991-92)

SOUTHWEST LOUISIANA (1)

Kevin Brooks (1991-94)

TEXAS A&M (1)

DeAndre Jordan (2022-Pres.)

TEXAS-SAN ANTONIO (1)

Devin Brown (2002-03)

TRENTON STATE (NJ) (1)

Greg Grant (1994-95; '95-96)

TULANE (1)

Phil Hicks (1978-79)

UC-IRVINE (1)

Wayne Englestad (1988-89)

UNC-WILMINGTON (1)

Matt Fish (1995-96)

UC-SANTA BARBARA (1)

Richard Anderson (1983-84)

USC (1)

Nick Young (2018)

USC-UPSTATE (1)

Torrey Craig (2017-20)

VANDERBILT (1)

Jan Van Breda Kolff (1974-75)

VIRGINIA TECH (1)

Erick Green (2014-2015)

VIRGINIA UNION (1)

Terry Davis (2000-01)

WILBERFORCE (1)

Lonnie Lynn (1969-70)

WINGATE (1)

Junior Harrington (2002-03)

WYOMING (1)

Reggie Slater (1994-95; '95-96)



**1977 NBA DRAFT**

ROUND	OVERALL PICK	PLAYER, SCHOOL
1	9	Tom LaGarde, F, North Carolina
1	21	Anthony Roberts, F, Oral Roberts
3	65	Robert Smith, G, UNLV
5	109	John Billips, G, Mississippi
6	130	Jim Town, F, Massachusetts
7	148	Willie High, Alabama State
8	169	Len Saunders, G, Florida

1978 NBA DRAFT

ROUND	OVERALL PICK	PLAYER, SCHOOL
1	17	Rod Griffin, F, Wake Forest
1	21	Mike Evans, G, Kansas State
3	46	Hollis Copeland, F, Rutgers
5	106	Mike Edwards, G, Pan American
6	127	Robert Heard, G, Columbus College (GA)
7	148	Jack Gilloon, G, South Carolina
8	166	Larry Vaculik, F, Colorado
9	183	Tom Schneeberger, F, Air Force
10	198	Phil Taylor, F, Arizona

1979 NBA DRAFT

ROUND	OVERALL PICK	PLAYER, SCHOOL
2	30	Gary Garland, G, DePaul
5	102	Larry Williams, F, Louisville
6	122	Odell Ball, C, Marquette
7	144	John Johnson, G, Creighton
8	162	Matt Teahan, F, Denver
9	179	Emmett Lewis, G, Colorado

1980 NBA DRAFT

ROUND	OVERALL PICK	PLAYER, SCHOOL
1	5	James Ray, F, Jacksonville
1	23	Carl Nicks, G, Indiana State
2	41	Jawaan Oldham, C, Seattle
3	47	Kurt Nimphius, C, Arizona State
3	48	Eddie Lee, G, Cincinnati
3	51	Ron Valentine, F, Old Dominion
4	73	Sammie Ellis, F, Pittsburgh
5	97	James Patrick, G, Sthwst Texas State
6	119	Ernie Hill, G, Oklahoma City
7	143	Tommy Springer, G, Vanderbilt
9	184	Jim Graziano, F, South Carolina
10	202	Earl Sango, F, Regis College (Denver)

1981 NBA DRAFT

ROUND	OVERALL PICK	PLAYER, SCHOOL
2	34	Kenneth Green, F, Texas Pan American
5	101	Willie Sims, G, Louisiana State
6	124	Alonzo Weatherly, F, Denver
7	147	Greg Manning, G, Maryland
8	169	Curtis Redding, G, St. John's
9	191	Andrew Burton, G, Austin Peay
10	211	Derrick Rowland, F, Potsdam State

1982 NBA DRAFT

ROUND	OVERALL PICK	PLAYER, SCHOOL
1	19	Rob Williams, G, Houston
3	62	Roylin Bond, G, Pepperdine
4	84	Alford Turner, G, Southwest Louisiana
5	109	Bill Duffy, G, Santa Clara
6	131	Chris Brust, F, North Carolina
7	153	Jeb Barlow, F, North Carolina
8	178	Donnie Speer, F, Alabama-Birmingham
9	200	Dean Sears, F, UCLA
10	220	Mike Philips, G, Niagara

1983 NBA DRAFT

ROUND	OVERALL PICK	PLAYER, SCHOOL
1	15	Howard Carter, G, Louisiana State
2	37	David Russell, F, St. John's
3	61	David Little, F, Oklahoma
4	83	York Gross, G, Cal-Santa Barbara
5	107	James Braddock, G, North Carolina
6	129	Glen Green, F, Murray State
7	153	Maurice McDaniel, F, Catawba College
8	175	Cliff Tribus, C, Davidson
9	198	Bobby Van Noy, F, Catawba College
10	218	Cleveland McCrae, F, Catawba College

1984 NBA DRAFT

ROUND	OVERALL PICK	PLAYER, SCHOOL
2	42	Willie White, G, Tenn.-Chattanooga
4	79	Karl Tilleman, G, Calgary
5	103	Prince Bridges, G, Missouri
6	125	Willie Burton, F, Tennessee
7	149	Mark Simpson, F, Catawba College
8	171	Bill Wendlandt, F, Texas
9	194	Cecil Exum, F, North Carolina
10	215	Dexter Bailey, G, Xavier (Ohio)

1985 NBA DRAFT

ROUND	OVERALL PICK	PLAYER, SCHOOL
1	15	Blair Rasmussen, C, Oregon
2	43	Barry Stevens, G, Iowa State
4	89	Pete Williams, F, Arizona
5	112	Kenny Brown, G, Texas A&M
6	135	Joe Carrobino, F, Harvard
7	158	Eddie Smith, F, Arizona





1986 NBA DRAFT

ROUND	OVERALL PICK	PLAYER, SCHOOL
1	16	Maurice Martin, G, St. Joseph's
1	18	Mark Alarie, F, Duke
2	41	Otis Smith, G, Jacksonville
3	64	Don Redden, F, Louisiana State
4	87	Anthony Watson, G, San Diego State
5	110	Jon Collins, G, Eastern Illinois
6	133	Anthony Frederick, F, Pepperdine
7	156	Mike Marshall, G, McNeese State

1987 NBA DRAFT

ROUND	OVERALL PICK	PLAYER, SCHOOL
2	31	Andre Moore, F, Loyola (Chicago)
3	54	Tom Schafer, F, Iowa State
4	77	David Boone, F, Marquette
5	100	Ronnie Grandison, F, New Orleans
6	123	Kelvin Scarborough, G, New Mexico
7	156	Curtis Hunter, G, North Carolina

1988 NBA DRAFT

ROUND	OVERALL PICK	PLAYER, SCHOOL
1	23	Jerome Lane, F, Pittsburgh
2	43	Todd Mitchell, F, Purdue
2	47	Vernon Maxwell, G, Florida *
3	66	Dwight Boyd, G, Memphis State

1989 NBA DRAFT

ROUND	OVERALL PICK	PLAYER, SCHOOL
1	15	Todd Lichti, G, Stanford
2	42	Michael Cutright, G, McNeese State
2	47	Reginald Turner, F, Alabama-Birmingham

1990 NBA DRAFT

ROUND	OVERALL PICK	PLAYER, SCHOOL
1	3	Mahmoud Abdul-Rauf, G, Louisiana State
2	42	Marcus Liberty, F, Illinois

1991 NBA DRAFT

ROUND	OVERALL PICK	PLAYER, SCHOOL
1	4	Dikembe Mutombo, C, Georgetown
1	8	Mark Macon, G, Temple

1992 NBA DRAFT

ROUND	OVERALL PICK	PLAYER, SCHOOL
1	5	LaPhonso Ellis, F, Notre Dame
1	13	Bryant Stith, G, Virginia
2	46	Robert Werdann, C, St. John's

1993 NBA DRAFT

ROUND	OVERALL PICK	PLAYER, SCHOOL
1	9	Rodney Rogers, F, Wake Forest
2	43	Josh Grant, F, Utah *

1994 NBA DRAFT

ROUND	OVERALL PICK	PLAYER, SCHOOL
1	13	Jalen Rose, G/F, Michigan

1995 NBA DRAFT

ROUND	OVERALL PICK	PLAYER, SCHOOL
1	15	Brent Barry, G/F, Oregon State *
2	44	Anthony Pelle, C, Fresno State

1996 NBA DRAFT

ROUND	OVERALL PICK	PLAYER, SCHOOL
1	23	Efthimios Rentzias, F, PAOK (Greece)
2	37	Jeff McInnis, G, North Carolina

1997 NBA DRAFT

ROUND	OVERALL PICK	PLAYER, SCHOOL
1	5	Tony Battie, F, Texas Tech
2	33	James Cotton, G, Long Beach State *
2	42	Jason Lawson, C, Villanova *

1998 NBA DRAFT

ROUND	OVERALL PICK	PLAYER, SCHOOL
1	3	Raef LaFrentz, F/C, Kansas
1	23	Tyronn Lue, G, Nebraska *
2	54	Tremaine Fowlkes, F, Fresno State
2	55	Ryan Bowen, F, Iowa

1999 NBA DRAFT

ROUND	OVERALL PICK	PLAYER, SCHOOL
1	18	James Posey, F, Xavier (Ohio)
2	33	Chris Herren, G, Fresno State
2	41	Francisco Elson, C, California

2000 NBA DRAFT

ROUND	OVERALL PICK	PLAYER, SCHOOL
1	26	Mamadou N'diaye, C, Auburn
2	53	Dan McClintock, C, Northern Ariz.

2001 NBA DRAFT

ROUND	OVERALL PICK	PLAYER, SCHOOL
2	47	Ousmane Cisse, F, St. Jude H.S. (Ala.)

2002 NBA DRAFT

ROUND	OVERALL PICK	PLAYER, SCHOOL
1	5	Nikoloz Tskitishvili, F, Rep. of Georgia
1	25	Frank Williams, G, Illinois *
2	33	Vincent Yarbrough, F, Tennessee





2003 NBA DRAFT

ROUND	OVERALL PICK	PLAYER, SCHOOL
1	3	Carmelo Anthony, F, Syracuse
2	46	Sani Becirovic, G, Vertus Bologna (Italy)
2		~

2004 NBA DRAFT

ROUND	OVERALL PICK	PLAYER, SCHOOL
1	20	Jameer Nelson, G, St. Josephs *

2005 NBA DRAFT

ROUND	OVERALL PICK	PLAYER, SCHOOL
1	20	Julius Hodge, G/F, N.C. State
1	22	Jarrett Jack, G, Georgia Tech *
2	52	Axel Hervelle, F, Belgium

2006 NBA DRAFT

ROUND	OVERALL PICK	PLAYER, SCHOOL
2	49	Leon Powe, F, California *

2007 NBA DRAFT

ROUND	OVERALL PICK	PLAYER, SCHOOL
		Did not have pick

Did not have pick

2008 NBA DRAFT

ROUND	OVERALL PICK	PLAYER, SCHOOL
		Did not have pick *

Did not have pick *

2009 NBA DRAFT

ROUND	OVERALL PICK	PLAYER, SCHOOL
1		Did not have pick *
2	34	Sergio Llull, G, Spain *

2010 NBA DRAFT

ROUND	OVERALL PICK	PLAYER, SCHOOL
		Did not have pick

Did not have pick

2011 NBA DRAFT

ROUND	OVERALL PICK	PLAYER, SCHOOL
1	22	Kenneth Faried, F, Morehead State

2012 NBA DRAFT

ROUND	OVERALL PICK	PLAYER, SCHOOL
1	20	Evan Fournier, G, France
2	38	Quincy Miller, F, Baylor
2	50	Izzet Turkyilmaz, F, Turkey

2013 NBA DRAFT

ROUND	OVERALL PICK	PLAYER, SCHOOL
1	27	Rudy Gobert, C, France *

2014 NBA DRAFT

ROUND	OVERALL PICK	PLAYER, SCHOOL
1	11	Doug McDermott, F, Creighton *
2	41	Nikola Jokic, C, Serbia

2015 NBA DRAFT

ROUND	OVERALL PICK	PLAYER, SCHOOL
1	7	Emmanuel Mudiay, G, China
2	57	Nikola Radicevic, G, Serbia

2016 NBA DRAFT

ROUND	OVERALL PICK	PLAYER, SCHOOL
1	7	Jamal Murray, G, Kentucky
1	16	Juancho Hernangomez, F, Spain
1	19	Malik Beasley, G, Florida State
2	53	Petr Cornelie, F, France

2017 NBA DRAFT

ROUND	OVERALL PICK	PLAYER, SCHOOL
1	13	Donovan Mitchell, G, Louisville *
2	49	Vlatko Cančar, F, Slovenia
2	51	Monte Morris, G, Iowa State

2018 NBA DRAFT

ROUND	OVERALL PICK	PLAYER, SCHOOL
1	14	Michael Porter Jr., F, Missouri
2	43	Justin Jackson, F, Maryland *
2	58	Thomas Welsh, C, UCLA

2019 NBA DRAFT

ROUND	OVERALL PICK	PLAYER, SCHOOL
		Did not have a pick

Did not have a pick

2020 NBA DRAFT

ROUND	OVERALL PICK	PLAYER, SCHOOL
1	22	Zeke Nnaji, F, Arizona

2021 NBA DRAFT

ROUND	OVERALL PICK	PLAYER, SCHOOL
1	26	Bones Hyland, G, VCU

2022 NBA DRAFT

ROUND	OVERALL PICK	PLAYER, SCHOOL
1	26	Christian Braun, G, Kansas

2023 NBA DRAFT

ROUND	OVERALL PICK	PLAYER, SCHOOL
2	40	Maxwell Lewis, F, Alabama*

* View transaction history





1976-77

- Aug. 5: Acquired Fatty Taylor from Philadelphia in exchange for a second-round pick in 1977 (Herm Harris).
- Sept. 15: Acquired Ted McClain from the New York Nets in exchange for a third-round draft choice (Dave Batton) and a fourth-round pick (Walter Jordan) in the 1978 draft & cash.
- Sept. 21: Traded Claude Terry to Buffalo for future considerations.
- Sept. 21: Signed Willie Wise as a free agent. Oct. 5: Waived Jimmy Foster.
- Oct. 20: Acquired Paul Silas from Boston in a three-team trade that sent Ralph Simpson from Denver to Detroit & Curtis Rowe from Detroit to Boston.
- Dec. 17: Traded Gus Gerard and Chuck Williams to Buffalo for Jim Price.
- Feb. 15: Acquired Mack Calvin off waivers from San Antonio.

1977-78

- May 24: Traded Marvin Webster, Paul Silas & Willie Wise to Seattle for Tom Burlison, Bobby Wilkerson and a second-round draft choice in the 1977 draft (Nuggets traded pick to Kansas City who traded it to Chicago, who selected Steve Sheppard).
- May 25: Traded Tom Burlison & a second-round pick in the 1977 draft (Kings traded pick to Chicago who selected Steve Sheppard) to Kansas City in exchange for Brian Taylor & a first-round pick in the 1977 draft (Tom LaGarde).
- June 24: Signed Jack Dorsey as a free agent.
- Aug. 9: Signed Anthony Roberts.
- Aug. 11: Signed Robert Smith.
- Aug. 31: Named George Irvine assistant coach.
- Sept. 4: Signed Tom LaGarde.
- Sept. 29: Waived Monte Towe.
- Oct. 6: Obtained a third-round draft choice in 1978 (Hollis Copeland) from Buffalo as compensation for the free agent signing of Ted McClain.
- Oct. 11: Acquired Bo Ellis from Washington in exchange for Denver's first pick in 1978 (Dave Corzine).
- Oct. 17: Waived Byron Beck & Fatty Taylor.
- Nov. 14: Waived Jack Dorsey.
- Jan. 30: Waived Robert Smith.
- Jan. 30: Acquired Darnell Hillman from the New York Nets in exchange for a second-round pick in 1979 (Clint Richardson) & cash.
- Feb. 1: Acquired Ralph Simpson from Detroit in exchange for Jim Price & a first-round pick in the 1979 draft (Phil Hubbard).
- Feb. 8: Re-signed Robert Smith.
- Feb. 15: Brian Taylor, who left team on Jan. 16 was signed as a veteran free agent by San Diego. Denver received two second-round draft choices as compensation.

1978-79

- June 9: Acquired Seattle's first-round pick in the 1978 draft (Rod Griffin) in exchange for Tom LaGarde.
- June 26: Acquired Ron Boone and a second-round pick in the 1979 draft from Kansas City in exchange for Darnell Hillman and the draft rights to Mike Evans. Traded the pick (Mark Young) and an additional second-round pick in '79 (Oliver Mack) to Los Angeles in exchange for Charlie Scott.
- July 8: Acquired Geoff Crompton from Kansas City in exchange for Denver's fourth-round pick in 1981 (Kenny Dennard). Signed Kim Hughes as a free agent.
- Aug. 16: Traded Bobby Jones & Ralph Simpson to Philadelphia for George McGinnis.
- Aug. 23: Signed Phil Hicks as a free agent.
- Sept. 8: Signed Tom Boswell as a free agent.
- Oct. 12: Waived Mack Calvin and Phil Hicks.
- Nov. 13: Re-signed Phil Hicks.
- Jan. 12: Waived Phil Hicks.
- April 11: Waived Geoff Crompton.

1979-80

- June 14: Received two second-round picks in the 1979 draft (Gary Garland; traded second pick to Chicago who selected Lawrence Butler) from San Diego as compensation for the free-agent signing of Brian Taylor.
- July 23: Sold two draft choices in the 1979 draft to Chicago.
- July 27: Signed John Roche as a free agent.
- Oct. 9: Traded Robert Smith to Utah in exchange for a third-round draft choice in 1980 (Eddie Lee) and a second-round draft choice in 1981 (Kenneth Green).
- Oct. 19: Acquired George Johnson from Milwaukee for cash.
- Nov. 2: Waived Bo Ellis.
- Nov. 20: Traded Tom Boswell to Utah for a second-round pick in 1980 (Jawaan Oldham).
- Nov. 24: Re-signed Bo Ellis.
- Nov. 26: Signed Glen Gondrezick as a free agent.
- Nov. 27: Waived Anthony Roberts.
- Feb. 1: Acquired Alex English and a first-round pick in 1980 (Carl Nicks) from Indiana in exchange for George McGinnis.
- Mar. 2: Signed Arvid Kramer to first of two 10-day contracts.





1980-81

- | | | | |
|-----------|---|----------|--|
| May 16: | Sold George Johnson to Milwaukee. | Oct. 31: | Acquired Dave Robisch from Cleveland in exchange for Kim Hughes, a third-round choice in the 1981 draft (Mickey Dillard), a second-round choice in the 1982 draft (Cleveland traded the pick to Indiana, who selected Guy Morgan) and future considerations. |
| June 9: | Acquired the rights to Cedrick Hordges from Chicago in exchange for a second-round draft choice in 1981 (Mike Olliver) | Dec. 2: | Re-signed Ron Valentine. Waived Ken Higgs. |
| Aug. 15: | Acquired T.R. Dunn & a first-round draft choice in 1983 (Howard Carter) from Portland in exchange for a first-round draft choice in 1983 (Clyde Drexler) & a second-round choice in 1984 (Steve Colter) | Dec. 8: | Re-signed Ken Higgs. |
| Aug. 18: | Signed Ken Higgs as a free agent. | Dec. 10: | Acquired Kiki Vandeweghe and a first-round pick in 1986 (Maurice Martin) from Dallas in exchange for first-round choices in 1981 (Rolando Blackman) and 1985 (pick was traded to Boston who selected Sam Vincent). |
| Sept. 19: | Waived Gary Garland. | Dec. 22: | Traded Carl Nicks to Utah in exchange for Billy McKinney. |
| Oct. 8: | Sold Bobby Wilkerson to Chicago. Waived Ron Valentine. | | |
| Oct. 21: | Waived Jawann Oldham. | | |

1981-82

- | | | | |
|----------|-------------------------------------|----------|--|
| Nov. 27: | Signed David Burns as a free agent. | Dec. 17: | Traded Ron Valentine to Washington for future considerations. Announced the retirement of John Roche following the season. |
| Dec. 16: | Waived David Burns. | | |

1982-83

- | | | | |
|----------|---|----------|--|
| June 17: | Acquired the draft rights to Wally Walker & a first-round draft choice in 1982 (Rob Williams) from Seattle in exchange for David Thompson. | July 20: | Acquired Bill Hanzlik from Seattle to complete the David Thompson trade. |
| June 21: | Acquired Rick Kelley from Phoenix in exchange for a first-round draft pick in 1982 (David Thirdkill). | Dec. 30: | Signed Dwight Anderson to a 10-day contract. |
| July 16: | The NBA Player's Association won a ruling before an arbitrator which disallowed Seattle's ability to trade the rights to Wally Walker - a free agent. | Jan. 9: | Did not offer Dwight Anderson a second 10-day contract. |
| | | Jan. 12: | Signed Mike Evans from the CBA to a contract. |
| | | Feb. 7: | Acquired Dan Schayes from Utah in exchange for Rich Kelley & cash. |

1983-84

- | | | | |
|-----------|---|----------|--|
| Sept. 26: | Acquired Ken Dennard from Kansas City in exchange for a third-round pick in the 1985 NBA Draft (Michael Adams). | Jan. 21: | Acquired Keith Edmondson from San Antonio in exchange for a third-round pick in the 1984 draft (Joe Binion). |
| Oct. 4: | Acquired Richard Anderson from San Diego in exchange for Billy McKinney. | Feb. 16: | Signed Anthony Roberts to a 10-day contract. |
| Dec. 13: | Waived Dave Robisch. | Feb. 25: | Waived Ken Dennard. |
| | | Feb. 25: | Signed Anthony Roberts for the remainder of the season. |

1984-85

- | | | | |
|----------|---|----------|---|
| June 7: | Traded Kiki Vandeweghe to Portland in exchange for Wayne Cooper, Lafayette Lever, Calvin Natt, a second-round pick in the 1984 NBA Draft (Willie White) & a first-round pick in the 1985 draft (Blair Rasmussen). | Oct. 20: | Signed Russell Cross as a free agent. |
| July 25: | Waived Anthony Roberts. | Oct. 23: | Waived Rob Williams. |
| Aug. 23: | Traded Howard Carter to Dallas in exchange for Elston Turner. | Oct. 31: | Signed Joe Kopicki as a free agent. |
| | | Feb. 11: | Waived Russell Cross. |
| | | Jan. 22: | Announced the retirement of Dan Issel, effective at the end of the season.. |

1985-86

- | | | | |
|-----------|---|----------|---------------------------------------|
| Sept. 30: | Placed Dan Issel on voluntarily retired list. | Oct. 22: | Waived Joe Kopicki and Barry Stevens. |
|-----------|---|----------|---------------------------------------|





1986-87

- Oct. 2: Acquired Darrell Walker from New York in exchange for a first-round pick in the 1987 NBA Draft (New York traded pick to Chicago who selected Olden Polynice).

1987-88

- Nov. 2: Traded Mark Alarie and Darrell Walker to Washington in exchange for Jay Vincent & Michael Adams.
 Dec. 2: Waived Andre Moore.
 Dec. 2: Traded Otis Smith to Golden State for cash.
 Feb. 22: Signed Brad Wright to a 10-day contract.
 Mar. 4: Signed Michael Brooks for the remainder of the season.

1988-89

- July 28: Traded the draft rights to Vernon Maxwell to San Antonio in exchange for a second-round draft pick in 1989 (Reggie Turner).
 Oct. 6: Signed Wayne Engelstad & Elston Turner as a free agents.
 Nov. 4: Signed Eddie Hughes as a free agent.
 Dec. 27: Waived Wayne Engelstad & Eddie Hughes.
 Jan. 2: Signed Eddie Hughes to the first of consecutive 10-day contracts.
 Jan. 26: Traded Jay Vincent and Calvin Natt to San Antonio in exchange for Darwin Cook & David Greenwood.

1989-90

- Sept. 11: Acquired Tim Kempton from Charlotte in exchange for a second-round draft choice in 1991 (Kevin Lynch).
 Nov. 6: Signed T.R. Dunn as a free agent.
 Dec. 29: Signed Mike Higgins to the first of two 10-day contracts.
 Jan. 19: Released Mike Higgins after second contract expired.
 Feb. 21: Acquired Joe Barry Carroll from the New Jersey Nets in exchange for Michael Cutright.

1990-91

- June 21: Traded Lafayette Lever to Dallas in exchange for a first-round draft choice in 1990 (traded pick to Miami, who selected Willie Burton) & 1991 (traded pick to Washington, who selected LaBradford Smith).
 June 22: Traded the No. 9 (Willie Burton) and No. 15 (Dave Jamerson) picks in the 1990 draft to Miami in exchange for the No. 3 pick (Mahmoud Abdul-Rauf).
 Aug. 1: Traded Dan Schayes to Milwaukee in exchange for the draft rights to Terry Mills.
 Aug. 8: Acquired Orlando Woolridge from the L.A. Lakers in exchange for second-round draft picks in 1993 & 1995.
 Aug. 22: Signed Corey Gaines as a free agent.
 Sept. 4: Signed Stephen Thompson as a free agent.
 Sept. 28: Acquired Anthony Cook from Detroit in exchange for a 1992 second-round pick.
 Oct. 5: Acquired Joe Wolf from the L.A. Clippers as a restricted free agent after Clippers opt to not match Nuggets offer.
 Oct. 24: Acquired Avery Johnson from Seattle in exchange for a second-round draft pick in 1997.
 Nov. 15: Waived Stephen Thompson.
 Nov. 21: Waived Corey Gaines.
 Dec. 24: Waived Avery Johnson and T.R. Dunn.
 Dec. 28: Signed Tim Legler to consecutive 10-day contracts. Signed Anthony Mason to a 10-day contract.
 Jan. 5: Signed Reggie Williams as a free agent.
 Jan. 8: Released Anthony Mason after 10-day contract expired.
 Jan. 17: Released Tim Legler after second contract expired.
 Jan. 23: Traded Walter Davis to Portland in a three-team trade that sent Terry Mills and Drazen Petrovic to New Jersey & sent Greg Anderson & New Jersey's first-round pick in the 1992 draft (Bryant Stith) to Denver.
 Jan. 25: Claimed Kenny Battle off waivers.
 Feb. 11: Signed Craig Neal to the first of consecutive 10-day contracts.
 Mar. 3: Released Craig Neal after second 10-day contract expired.
 Mar. 7: Signed Jim Farmer to a 10-day contract.
 Mar. 17: Signed Jim Farmer for the remainder of the season.





1991-92

- | | |
|--|--|
| <p>June 11: Traded Michael Adams, the 19th pick in the 1991 NBA Draft (LaBradford Smith) & future considerations to Washington in exchange for the 8th pick in the 1991 NBA Draft (Mark Macon).</p> <p>July 1: Traded Blair Rasmussen to Atlanta in exchange for a second-round draft pick in 1993 (Josh Grant) & the draft rights to Anthony Avent. Denver then sent the rights to Avent to Milwaukee in exchange for the draft rights to Kevin Brooks, a 1994 second-round draft pick (traded pick to Washington, who traded pick to Orlando, who selected Rodney Dent) & future considerations.</p> | <p>Aug. 13: Traded Orlando Woolridge to Detroit in exchange for Scott Hastings and a 1992 second-round pick (Robert Werdann).</p> <p>Nov. 23: Waived Jerome Lane.</p> <p>Feb. 27: Signed Steve Scheffler to the first of consecutive 10-day contracts.</p> <p>Mar. 31: Signed Steve Scheffler for the remainder of the season.</p> |
|--|--|

1992-93

- | | |
|---|--|
| <p>May 20: Named Dan Issel head coach.</p> <p>June 26: Acquired Winston Garland from the L.A. Clippers for a 1996 (Clippers traded pick to Detroit, who traded pick to Phoenix, who selected Russ Millard).</p> | <p>Oct. 1: Signed Gary Plummer as a free agent.</p> <p>Oct. 23: Acquired Robert Pack from Portland in exchange for a second-round draft pick in 1993 (Kevin Thompson).</p> <p>Feb. 4: Signed Tom Hammonds as a free agent.</p> |
|---|--|

1993-94

- | | |
|---|---|
| <p>June 30: Acquired the draft rights to Darnell Mee from Golden State in exchange for the draft rights to Josh Grant & a second-round draft choice in 1994 (Anthony Miller).</p> <p>Aug. 19: Acquired Brian Williams from Orlando in exchange for Todd Lichti & Anthony Cook.</p> <p>Nov. 19: Acquired Alvin Robertson from Detroit along with a 1995 second-round draft pick and future considerations in exchange for Mark Macon & Marcus Liberty.</p> <p>Nov. 20: Signed Adonis Jordan as a free agent.</p> | <p>Nov. 29: Signed Mark Randall as a free agent.</p> <p>Dec. 1: Waived Adonis Jordan.</p> <p>Jan. 11: Signed Adonis Jordan to a 10-day contract.</p> <p>Jan. 21: Released Adonis Jordan. Signed Roy Marble to the first of consecutive 10-day contracts.</p> <p>Feb. 11: Released Roy Marble.</p> <p>Feb. 15: Signed Jim Farmer to the first of consecutive 10-day contracts.</p> <p>Mar. 7: Released Jim Farmer.</p> |
|---|---|

1994-95

- | | |
|---|---|
| <p>Oct. 6: Signed Cliff Levingston as a free agent.</p> <p>Jan. 15: Announced the resignation of Head Coach Dan Issel. Named Gene Littles interim head coach.</p> <p>Feb. 1: Waived Darnell Mee.</p> <p>Feb. 20: Named Bernie Bickerstaff president & head coach.</p> <p>Feb. 23: Signed Mark Randall to the first of consecutive 10-day contracts.</p> | <p>Mar. 3: Signed Eldridge Recasner to a 10-day contract.</p> <p>Mar. 14: Signed Greg Grant to the first of consecutive 10-day contracts. Did not offer Eldridge Recasner a second 10-day contract.</p> <p>Mar. 17: Signed Mark Randall for the remainder of the season.</p> <p>April 5: Signed Greg Grant for the remainder of the season.</p> |
|---|---|

1995-96

- | | |
|---|--|
| <p>June 28: Acquired the draft rights to Antonio McDyess along with Randy Woods from the L.A. Clippers in exchange for Rodney Rogers & the draft rights to Brent Barry.</p> <p>Sept. 19: Acquired Elmore Spencer from the L.A. Clippers in exchange for Brian Williams.</p> <p>Oct. 30: Acquired Don MacLean & Doug Overton from Washington in exchange for Robert Pack.</p> <p>Dec. 21: Waived Elmore Spencer & Randy Woods.</p> | <p>Dec. 26: Signed free agent Reggie Slater.</p> <p>Jan. 5: Waived Reggie Slater.</p> <p>Feb. 1: Named Todd Eley General Manager & Jim Brovelli Director of Player Development.</p> <p>Mar. 7: Signed Matt Fish to a 10-day contract.</p> <p>Mar. 17: Signed Matt Fish to a second 10-day contract.</p> <p>Mar. 27: Signed Matt Fish for the remainder of the season.</p> <p>Mar. 29: Signed Greg Grant for the remainder of the season.</p> |
|---|--|





1996-97

- June 13: Acquired Sarunas Marciulionis and the 37th pick of the 1996 draft (Jeff McInnis) from Sacramento in exchange for Mahmoud Abdul-Rauf.
Acquired Mark Jackson, Ricky Pierce & the 23rd pick of the 1996 draft (Efthimios Rentzias) from Indiana in exchange for Jalen Rose, Reggie Williams & the 10th pick of the 1996 draft (Erick Dampier).
- July 19: Re-signed Dale Ellis.
July 22: Re-signed Bryant Stith.
July 23: Signed free agent Ervin Johnson.
Sept. 25: Signed free agents Darvin Ham, Eric Murdock, Keith Jennings & Rich King.
Nov. 19: Waived Rich King.
Nov. 21: Signed free agent Brooks Thompson
Nov. 26: Bernie Bickerstaff stepped down as head coach, but retained role as team president and assumed title of general manager. Named Dick Motta head coach. Waived Eric Murdock.
Dec. 12: Signed Melvin Booker out of the CBA. Waived Jeff McInnis.
Dec. 22: Signed Aaron Williams out of the CBA.
Dec. 28: Waived Melvin Booker.
- Jan. 6: Waived Aaron Williams.
Jan. 7: Signed Elmer Bennett to a 10-day contract.
Jan. 17: Signed Elmer Bennett to a second 10-day contract.
Jan. 23: Waived Elmer Bennett.
Jan. 24: Signed Kenny Smith to a 10-day contract.
Feb. 3: Signed Kenny Smith for the remainder of the season.
Feb. 10: Announced the resignation of President and General Manager Bernie Bickerstaff.
Feb. 12: Named Allan Bristow Vice President of Basketball Operations.
Feb. 20: Acquired Vincent Askew, Eddie Johnson & a second-round draft pick in 1997 (Jason Lawson) & 1998 (Tremaine Fowlkes) from Indiana in exchange for Mark Jackson & LaSalle Thompson.
Traded Darvin Ham to Indiana in exchange for Jerome Allen.
Acquired Anthony Goldwire & George Zidek from Charlotte in exchange for Ricky Pierce.
Feb. 26: Waived Eddie Johnson.
April 5: Signed Jimmy King for the remainder of the season.

1997-98

- May 29: Named Bill Hanzlik head coach.
June 25: Acquired the draft rights to G Bobby Jackson from Seattle in exchange for the draft rights to G James Cotton & Denver's second-round pick in 1998 (Rashard Lewis).
Acquired F Johnny Newman, C/F Joe Wolf & the draft rights to F Danny Fortson from Milwaukee in exchange for C Ervin Johnson.
Traded the draft rights to C Jason Lawson to Orlando in exchange for the draft rights to G Eric Washington and Orlando's second-round pick in 1999 (traded to Boston, who selected Kris Clack).
Aug. 4: Re-signed G Anthony Goldwire.
Aug. 21: Acquired F Eric Williams from Boston in exchange for a second-round pick in 1999 (Orlando's=Kris Clack) & Denver's second-round choice in 2001.
Sept. 5: Signed free-agent C Dean Garrett.
Sept. 29: Traded the rights to F Efthimios Rentzias & a second-round draft pick in 2000 (Hanno Mottola) to Atlanta in exchange for C Priest Lauderdale.
Oct. 1: Traded F Antonio McDyess to Phoenix in exchange for Phoenix's first-round pick in 1998 (Tyronn Lue), Milwaukee's first round pick in either '98 or '99 (James Posey) & either Cleveland's first-round pick in 2000 or the first-round pick of Cleveland or Phoenix in 2001 (traded to Boston, Joseph Forte) & two second-round picks (2000, Dan McClintock - and 2002, traded to Washington, Rod Grizzard). Signed F Eric Williams to a contract extension.
- Oct. 2: Acquired G Greg Graham, F/C Steve Scheffler & two future second-round draft picks (1998, Ryan Bowen & 1999, Francisco Elson) from Seattle in exchange for F Dale Ellis.
Oct. 18: Waived F Alvin Sims.
Oct. 20: Acquired G Sherman Douglas & a second-round draft pick in 2000 from Cleveland (traded to Miami, who selected Ernest Brown) in exchange for G Greg Graham.
Oct. 27: Waived G Sherman Douglas. Signed G Ruben Nembhard.
Oct. 30: Placed F LaPhonso Ellis & C Steve Scheffler on the injured list. Waived G Ruben Nembhard & G Merl Code.
Nov. 7: Named Mike D'Antoni assistant coach.
Nov. 24: Signed G Kiwane Garris from the CBA.
Dec. 14: Waived C Steve Scheffler. Signed G Harold Ellis from the CBA.
Feb. 4: Announced that Allan Bristow agreed to step down as Vice President of Basketball Operations. Named Mike D'Antoni interim General Manager.
Feb. 28: Waived C George Zidek.
Mar. 4: Signed G Cory Alexander for the remainder of the season.
Mar. 13: Waived G Kiwane Garris.
Mar. 25: Named Dan Issel Vice President & General Manager.
April 20: Announced the dismissal of Head Coach Bill Hanzlik & his assistants T.R. Dunn and Brian Winters.

1998-99

- June 24: Acquired G Nick Van Exel from the L.A. Lakers in exchange for F Tony Battie & the draft rights to G Tyronn Lue.
Sept. 22: Named Mike D'Antoni head coach. Named John Lucas, Mike Evans & Louie Dampier assistant coaches.
Jan. 21: Acquired G Chauncey Billups & the draft rights to G Tyson Wheeler from Toronto in a three-team trade. The Nuggets sent G Bobby Jackson & C Dean Garrett to Minnesota & a 1999 first-round draft choice (Jonathan Bender) to Toronto. Minnesota traded G Michael Williams, a future first-round draft choice (2000, Morris Peterson) & the rights to Zeljko Rebraca to Toronto.





1999-00

- Aug. 3: Re-signed G Nick Van Exel. Acquired G/F Ron Mercer, F Popeye Jones and C Dwayne Schintzius from Boston in exchange for F Danny Fortson, F Eric Williams, G Eric Washington and a future draft choice (2001, Kedrick Brown).
- Aug. 4: Signed free-agent F George McCloud.
- Sept. 13: Signed G Chris Herren, the club's second-round draft choice.
- Sept. 14: Announced Dan Issel as president and head coach, replacing Head Coach Mike D'Antoni.
- Oct. 1: Signed F Ryan Bowen and F/C Roy Rogers.
- Oct. 7: Named Dennis McGowan Vice President of Basketball Operations & Kim Hughes Director of Player Personnel.
- Nov. 1: Waived C Dwayne Schintzius.
- Feb. 1: Acquired F/C Chris Gatling, G/F Tariq Abdul-Wahad & a first-round draft choice (Omar Cook) from Orlando in exchange for G/F Ron Mercer, G Chauncey Billups & F Johnny Taylor.
- April 24: Announced that E. Stanley Kroenke had agreed to purchase the Nuggets, Colorado Avalanche & Ball Arena (known as Pepsi Center at the time) from Liberty Media.
- Signed President & Head Coach Dan Issel to a four-year contract.

2000-01

- June 23: Acquired the 26th pick (Mamadou N'diaye) in the 2000 NBA Draft from Utah in exchange for a first-round draft choice in 2001 (Joseph Forte).
- June 27: Acquired G Voshon Lenard & F Mark Strickland from Miami in exchange for F Chris Gatling and the 37th pick (Eddie House) in the 2000 NBA Draft.
- July 17: Signed draft picks Mamadou N'diaye & Dan McClintock.
- Aug. 1: Re-signed G/F Tariq Abdul-Wahad & F Ryan Bowen.
- Sept. 11: Signed G Andre Woolridge.
- Sept. 25: Acquired F Tracy Murray from Washington in exchange for F Popeye Jones & a future second-round draft choice (2002, Rod Grizzard).
- Sept. 26: Signed F/C Terry Davis.
- Oct. 2: Signed G Anthony Goldwire.
- Oct. 16: Acquired G Robert Pack & G/F Calbert Cheaney from Boston in exchange for G's Bryant Stith & Chris Herren.
- Oct. 25: Exercised the options on the fourth year of both Raef LaFrentz & Keon Clark's contracts.
- Oct. 25: Waived G's Anthony Goldwire & Andre Woolridge.
- Oct. 30: Waived G Cory Alexander & C Dan McClintock.
- Jan. 12: Acquired F/C Kevin Willis, C Garth Joseph & C Aleksandar Radojevic & a second round draft choice in 2001 (Ousmane Cisse) from Toronto in exchange for F Keon Clark, F Tracy Murray & C Mamadou N'diaye.
- Jan. 29: Signed G Anthony Goldwire to a 10-day contract. Waived C Garth Joseph.
- Feb. 8: Signed G Anthony Goldwire to a second 10-day contract.
- Feb. 18: Signed G Anthony Goldwire for the remainder of the season.
- Mar. 22: Waived F Mark Strickland.
- April 4: Signed C Dan McClintock for the remainder of the season.

2001-02

- July 19: Signed free agent G Avery Johnson.
- Aug. 9: Named Kiki Vandeweghe General Manager.
- Sept. 24: Acquired the draft rights to G Kenny Satterfield from Dallas in exchange for a future second-round draft choice.
- Sept. 29: Signed free agents G Isaiah Rider, F Cedric Ceballos, F Zendon Hamilton, C Mengke Bateer, G Reed Rawlings, G Paul McPherson & G Saddi Washington.
- Oct. 8: Exercised the fourth-year option on the contract of F James Posey. Waived G's Reed Rawlings, Paul McPherson & Saddi Washington.
- Oct. 9: Signed G Omar Cook.
- Oct. 13: Signed C Shawnelle Scott.
- Oct. 22: Acquired F/C Scott Williams & a future first-round draft choice (traded to Detroit then to Atlanta, Josh Smith) from Milwaukee in a three-team trade. The Nuggets sent F/C Kevin Willis & C Aleksandar Radojevic to Milwaukee. The Bucks then sent Willis to Houston for a 2002 second round draft choice.
- Oct. 25: Waived F Cedric Ceballos, G Omar Cook & C Mengke Bateer.
- Nov. 19: Waived G Isaiah Rider.
- Nov. 21: Signed F Chris Andersen from the NBDL.
- Dec. 26: Announced the resignation of President & Head Coach Dan Issel. Named Mike Evans Interim Head Coach.
- Dec. 31: Named Clyde Drexler Assistant Coach.
- Jan. 6: Waived C Shawnelle Scott.
- Feb. 21: Acquired F Juwan Howard, G Tim Hardaway, F Donnell Harvey, Dallas' 2002 first-round draft pick (Frank Williams) & cash in exchange for G Nick Van Exel, C Raef LaFrentz, G Avery Johnson & G/F Tariq Abdul-Wahad.
- Feb. 26: Signed C Mengke Bateer.
- Mar. 7: Signed G Carlos Arroyo to the first of consecutive 10-day contracts.
- Mar. 26: Signed G Carlos Arroyo for the remainder of the season.





2002-03

June 26:	Acquired C Marcus Camby, G, Mark Jackson & the draft rights to F Nenê in exchange for F Antonio McDyess, the draft rights to G Frank Williams & a second-round draft pick in 2003 (Maciej Lampe).	Dec. 18:	Acquired F/C Mark Bryant, F Art Long, a future first-round draft choice from Philadelphia & a future second-round choice from Houston (traded to Dallas, Vassillis Spanoulis) in a three-team trade. The Nuggets sent F/G James Posey to the Rockets, while Houston sent F Kenny Thomas to Philadelphia.
July 17:	Re-signed F Ryan Bowen.	Dec. 18:	Waived G Kenny Satterfield.
July 18:	Signed free agents G Predrag Savovic & G Junior Harrington & second-round pick F/G Vincent Yarbrough.	Dec. 20:	Waived F Art Long.
July 20:	Signed first-round pick F Nikoloz Tskitishvili.	Dec. 22:	Signed G John Crotty.
July 23:	Signed first-round pick F Nenê Hilario.	Jan. 6:	Waived G John Crotty.
Aug. 1:	Acquired F Don Reid & a future first-round draft choice from Orlando in exchange for a second round draft choice in 2004. (Sergei Lishouk)	Jan. 8:	Signed G John Crotty to a 10-day contract.
Aug. 8:	Signed free agent C Mark Blount.	Jan. 18:	Signed G John Crotty to a second 10-day contract.
Aug. 15:	Waived G Carlos Arroyo.	Jan. 27:	Terminated the 10-day contract of John Crotty.
Aug. 19:	Re-signed G Kenny Satterfield.	Feb. 20:	Acquired G Shammond Williams, a second round draft pick in 2003 (Sani Becirovic) & cash from Boston in exchange for C Mark Blount & F/C Mark Bryant.
Aug. 21:	Named Jeff Bzdelik Head Coach, John MacLeod Associate Head Coach and Doug Moe Coaching Consultant.	Feb. 26:	Waived G Chris Whitney.
Aug. 26:	Named T.R. Dunn Assistant Coach.	March 23:	Signed G's Jeff Trepagnier & Adam Harrington to 10-day contracts.
Sept. 27:	Waived G Mark Jackson.	April 2:	Signed G Jeff Trepagnier to a second 10-day contract & G Adam Harrington for the remainder of the season.
Oct. 1:	Acquired F Rodney White from Detroit in exchange for F Don Reid, C Mengke Bateer and a conditional first-round draft choice. (Milwaukee's, 2004 Josh Smith)	April 4:	Signed G Devin Brown to a 10-day contract.
Oct. 24:	Acquired G Chris Whitney from Washington in exchange for F George McCloud & cash.	April 12:	Signed G Jeff Trepagnier for the remainder of the season.

2003-04

June 28:	Acquired the draft rights to C Xue Yuyang from Dallas in exchange for a 2004 second round draft pick (Vassillis Spanoulis).	Sept. 25:	Signed free-agent C Chris Marcus.
July 17:	Signed F Carmelo Anthony, the club's first round draft choice.	Sept. 26:	Signed G Yuta Tabuse.
Aug. 1:	Signed free-agent G Andre Miller.	Sept. 29:	Signed F Mark Pope & G Eric Washington. Re-signed F Chris Andersen.
Aug. 4:	Waived G Predrag Savovic.	Oct. 11:	Waived G Eric Washington.
Aug. 18:	Signed free-agent G Earl Boykins.	Oct. 24:	Waived G Yuta Tabuse.
Aug. 19:	Signed free-agent G Jon Barry.	Oct. 27:	Waived G's Junior Harrington & Vincent Yarbrough. Placed F Mark Pope, C Chris Marcus & G Jeff Trepagnier on the injured list.
Sept. 5:	Signed F/C Francisco Elson	Nov. 7:	Waived C Chris Marcus.
Sept. 12:	Signed free-agent G Voshon Lenard.	Feb. 20:	Claimed C Michael Doleac off waivers.

2004-05

June 24:	Traded the draft rights to G Jameer Nelson to Orlando in exchange for a future first round draft choice (Julius Hodge).	Oct. 29:	Exercised the fourth-year option on the contract of F/C Nenê. Declined the fourth-year option on the contract of F Nikoloz Tskitishvili.
July 15:	Acquired F Kenyon Martin from the New Jersey Nets in a sign-and-trade deal in exchange for three future first round draft choices (2005: Joey Graham; 2006: Renaldo Balkman, Marcus Williams)	Oct. 30:	Waived G Marcus Hatten.
July 16:	Re-signed C/F Marcus Camby	Dec. 28:	Relieved Head Coach Jeff Bzdelik of his duties. Named Michael Cooper Interim Head Coach.
Oct. 5:	Signed free agents G/F Greg Buckner, F Rodney White, G/F Bryon Russell, G Billy Keys, G Mitchell Butler, G Marcus Hatten, F Arthur Johnson, F Desmond Penigar, F/C Mark Pope, C Soumalia Samake & G/F Melvin Sanders.	Jan. 5:	Waived F/C Mark Pope & F Arthur Johnson.
Oct. 15:	Waived G Billy Keys, F Desmond Penigar & C Soumalia Samake.	Jan. 27:	Named George Karl Head Coach.
Oct. 18:	Signed G DerMarr Johnson.	Feb. 15:	Signed F/C Mark Pope to a 10-day contract.
Oct. 27:	Waived G Mitchell Butler & G/F Melvin Sanders.	Feb. 24:	Acquired F Eduardo Najera, G Luis Flores and a future first-round draft choice from Golden State (traded to Philadelphia, Petteri Koponen) in exchange for F Rodney White and F Nikoloz Tskitishvili.
		Feb. 25:	Signed F/C Mark Pope to a second 10-day contract.
		March 3:	Signed G Wesley Person.
		March 7:	Signed F/C Mark Pope for the remainder of the season.





2005-06

- June 28: Acquired the draft rights to F Linas Kleiza and the draft rights to F Ricky Sanchez from the Portland Trail Blazers in exchange for the draft rights to G Jarrett Jack.
- Aug. 18: Signed C Luke Schenscher.
- Aug. 30: Waived G Luis Flores.
- Sept. 7: Signed G Earl Watson.
- Sept. 13: Re-signed DerMarr Johnson.
- Sept. 30: Re-signed Greg Buckner.
- Oct. 3: Signed F Bryon Russell, F/C Mark Pope, F Theron Smith & C Nigel Dixon. Waived C Luke Schenscher.
- Oct. 4: Signed C Eric Chenowith.
- Oct. 27: Waived C Eric Chenowith, F/C Mark Pope, F Theron Smith & C Nigel Dixon.
- Oct. 28: Exercised the fourth-year option on the contract of F Carmelo Anthony.
- Feb. 23: Acquired F Ruben Patterson and G Charles Smith from Portland & F Reggie Evans from Seattle in a four-team trade. The Nuggets sent G Earl Watson and G/F Bryon Russell & a future second round pick to Seattle & G Voshon Lenard to Portland. Sacramento received C Vitaly Potapenko from Seattle & G/F Sergei Monia from Portland. The Kings sent C Brian Skinner to the Blazers.
- March 1: Waived G Charles Smith
- March 3: Signed G Howard Easley to a 10-day contract.
- March 13: Signed G Howard Easley to a second 10-day contract.
- March 23: Signed G Howard Easley for the remainder of the season.

2006-07

- June 28: Traded the draft rights to F Leon Powe to the Boston Celtics in exchange for a second round pick in 2007 (traded to Chicago, JamesOn Curry).
- July 12: Signed F Carmelo Anthony to a multi-year contract extension.
- July 20: Re-signed F/C Nenê to a multi-year contract.
- July 20: Acquired G J.R. Smith from the Chicago Bulls in exchange for G Howard Easley & two second-round draft choices (JamesOn Curry, Aaron Gray).
- July 26: Signed F Yakhoubu Diawara.
- July 28: Signed F/C Jamal Sampson.
- Aug. 10: Acquired F/C Joe Smith from the Milwaukee Bucks in exchange for G/F Ruben Patterson.
- Sept. 8: Re-signed F Reggie Evans to a multi-year contract.
- Oct. 2: Signed G Larry Ayuso, G Anthony Carter, G Antoine Hood & G Corey Williams.
- Oct. 3: Signed F Jefferson Sobral.
- Oct. 8: Signed G Courtney Alexander.
- Oct. 8: Waived G Larry Ayuso, F Jefferson Sobral & G Corey Williams.
- Oct. 10: Exercised option on George Karl's contract.
- Oct. 15: Signed G DerMarr Johnson.
- Oct. 16: Waived G Courtney Alexander.
- Oct. 25: Waived G Anthony Carter & G Antoine Hood.
- Oct. 29: Exercised the fourth-year option on the contract of G J.R. Smith & the third-year option on the contract of F Linas Kleiza.
- Oct. 30: Hired Dean Oliver as Director of Quantitative Analysis & named Greg Knight Director of Basketball Operations.
- Dec. 1: Assigned G Julius Hodge to the Colorado 14ers on the NBA Development League.
- Dec. 19: Acquired G Allen Iverson and F Ivan McFarlin from the Philadelphia 76ers in exchange for G Andre Miller, F Joe Smith & two first round draft picks (Daequan Cook, Petteri Koponen).
- Dec. 22: Waived F Ivan McFarlin.
- Jan. 2: Recalled G Julius Hodge from the Colorado 14ers of the NBA Development League.
- Jan. 11: Acquired G Steve Blake from the Milwaukee Bucks in exchange for G Earl Boykins, G Julius Hodge & cash considerations.
- Jan. 18: Hired Rick Brunson as a Player Development Coach.
- April 13: Signed G Anthony Carter & G Von Wafer for the remainder of the season.

2007-08

- July 16: Signed G Chucky Atkins to a multi-year contract.
- Aug. 29: Waived G Anthony Carter.
- Aug. 31: Signed G Anthony Carter.
- Sept. 10: Acquired C/F Steven Hunter & G/F Bobby Jones from the Philadelphia 76ers in exchange for F Reggie Evans & the draft rights to F Ricky Sanchez.
- Oct. 1: Signed F/C Alvin Jones, F/C Jelani McCoy, G Anthony Roberson & F/C Brad Stricker.
- Oct. 3: Signed F Stacey Augmon.
- Oct. 4: Waived F/C Alvin Jones.
- Oct. 18: Signed G Mike Wilks.
- Oct. 23: Waived F Stacey Augmon, F/C Jelani McCoy, G Anthony Roberson, F/C Brad Stricker & G Mike Wilks.
- Oct. 27: Signed G Mike Wilks.
- Oct. 29: Exercised the fourth-year option on the contract of F Linas Kleiza.
- Nov. 26: Hired Stacey Augmon as a Player Development Coach.
- Nov. 28: Waived G Mike Wilks.
- Nov. 29: Signed F/C Jelani McCoy.
- Dec. 19: Waived F/C Jelani McCoy.
- Dec. 21: Signed F/C Jelani McCoy.
- Dec. 27: Waived F/C Jelani McCoy.
- Jan. 7: Waived G/F Bobby Jones.
- Feb. 21: Acquired G Taurean Green from the Portland Trail Blazers in exchange for G Von Wafer.
- April 5: Assigned G Taurean Green to the Colorado 14ers of the NBA Development League.
- April 11: Re-signed G/F Bobby Jones for the remainder of the season.
- April 16: Recalled G Taurean Green from the Colorado 14ers of the NBA Development League.





2008-09

- June 25: Traded a 2008 first round draft pick (Alexis Ajinca) to the Charlotte Bobcats in exchange for a future protected first round pick (traded to Minnesota then to Portland, Luke Babbitt).
- June 28: Acquired the draft rights to G/F Sonny Weems from the Chicago Bulls, in exchange for a 2009 second round pick (sent to Portland, Patrick Mills).
- July 9: Re-signed G Anthony Carter.
- July 15: Traded C Marcus Camby to the Los Angeles Clippers, in exchange for the right to swap second round picks in the 2010 NBA Draft.
- July 24: Signed F/C Chris Andersen.
- Aug. 22: Re-signed G J.R. Smith.
- Sept. 15: Signed G/F Sonny Weems.
- Sept. 30: Signed G Mateen Cleaves, F Nick Fazekas, F James Mays, G Smush Parker & F Ruben Patterson.
- Oct. 3: Signed F Juwan Howard.
- Oct. 23: Waived G Mateen Cleaves, F Nick Fazekas, F James Mays, G Smush Parker & F Ruben Patterson.
- Oct. 29: Exercised the fourth-year option on the contract of F Renaldo Balkman.
- Nov. 3: Waived F Juwan Howard.
- Nov. 3: Acquired G Chauncey Billups, F Antonio McDyess & C Cheikh Samb in exchange for G Allen Iverson.
- Nov. 10: Waived F Antonio McDyess.
- Dec. 10: Assigned C Cheikh Samb & G/F Sonny Weems to the Colorado 14ers of the NBA Development League.
- Jan. 5: Traded C Cheikh Samb & cash considerations to the Los Angeles Clippers, in exchange for a future conditional second round draft pick.
- Jan. 6: Recalled G/F Sonny Weems from the Colorado 14ers of the NBA Development League.
- Jan. 7: Acquired C Johan Petro & a second round draft pick in 2009 (traded to Houston, Sergio Llull) from Oklahoma City, in exchange for G Chucky Atkins, a conditional first round draft pick in 2009 (traded to Chicago, Taj Gibson) and cash considerations.
- March 3: Signed G Jason Hart.
- March 6: Assigned G/F Sonny Weems to the Colorado 14ers of the NBA Development League.
- March 31: Recalled G/F Sonny Weems to the Colorado 14ers of the NBA Development League.
- April 10: Assigned G/F Sonny Weems to the Colorado 14ers of the NBA Development League.
- April 25: Recalled G/F Sonny Weems to the Colorado 14ers of the NBA Development League.

2009-10

- June 25: Acquired the draft rights to G Ty Lawson from the Minnesota Timberwolves in exchange for a future protected first round pick of the Charlotte Bobcats owned by Denver (sent to Portland, Luke Babbitt).
- July 8: Re-signed F/C Chris Andersen.
- July 13: Acquired G Arron Afflalo and F Walter Sharpe from the Detroit Pistons in exchange for a future second round draft pick.
- July 15: Signed G Ty Lawson.
- July 31: Acquired F Malik Allen from Milwaukee in exchange for F Walter Sharpe and G/F Sonny Weems.
- Aug. 7: Traded C/F Steven Hunter and a 2010 protected first round draft pick to Memphis (sent to Dallas, Dominique Jones) in exchange for a future conditional second round pick.
- Aug. 14: Re-signed G Anthony Carter.
- Aug. 27: Re-signed C Johan Petro.
- Sept. 22: Acquired G/F James White from the Houston Rockets in exchange for the draft rights to Axel Hervelle.
- Sept. 25: Signed F Keith Brumbaugh, G Dontaye Draper and C Kurt Looby.
- Sept. 26: Signed F Joey Graham.
- Oct. 5: Waived F Keith Brumbaugh.
- Oct. 21: Waived G/F James White, G Dontaye Draper and C Kurt Looby.
- Oct. 31: Exercised the fourth-year option on the contract of G Arron Afflalo.
- Oct. 31: Signed F Renaldo Balkman to a contract extension.
- Feb. 12: Signed head coach George Karl to a contract extension.
- April 11: Signed C Brian Butch and G Coby Karl.





2010-11

- July 15: Signed F Al Harrington and F/C Shelden Williams and re-signed G Anthony Carter.
- Aug. 15: Waived C Brian Butch and G Coby Karl.
- Aug. 27: Named Masai Ujiri the new Executive Vice President of Basketball Operations.
- Sept. 27: Signed C Eric Boateng, F Shane Edwards, F/C Melvin Ely, F Gary Forbes and Courtney Sims.
- Oct. 11: Waived F Shane Edwards and C Courtney Sims.
- Oct.. 20: Waived C Eric Boateng.
- Oct. 21: Exercised the third-year option on G Ty Lawson.
- Feb. 22: Acquired F Wilson Chandler, G Raymond Felton, F Danilo Gallinari, C Timofey Mozgov, a 2012 second-round draft pick (Golden State via New York), a 2013 second-round draft pick (Golden State via New York), a 2014 first-round draft pick (New York) and cash considerations from the New York Knicks in exchange for F Carmelo Anthony, G Chauncey Billups, G Anthony Carter, F Renaldo Balkman and F Shelden Williams. The Nuggets also received C Kosta Koufos from the Minnesota Timberwolves in exchange for a 2015 second-round draft pick.
- March 8: Signed head coach George Karl to a contract extension.

2011-12

- June 23: Acquired draft rights to F Jordan Hamilton from Dallas along with G Andre Miller and a future second-round pick from Portland in exchange for G Raymond Felton.
- Dec. 9: Signed F Kenneth Faried, G Jordan Hamilton, G Cory Higgins and G Julyan Stone.
- Dec. 13: Signed F DeMarre Carroll.
- Dec. 13: Acquired F Corey Brewer and G/F Rudy Fernandez from Dallas in exchange for a future second-round draft pick.
- Dec. 14: Re-signed C Nene.
- Dec. 15: Signed F Michael Ruffin.
- Dec. 20: Re-signed G Arron Afflalo.
- Dec. 23: Waived G Cory Higgins and F Michael Ruffin.
- Jan. 3: Assigned G/F Jordan Hamilton and G Julyan Stone to the Idaho Stampede of the NBA D-League.
- Jan. 10: Recalled G Julyan Stone from Idaho Stampede of the NBA D-League.
- Jan. 15: Recalled G/F Jordan Hamilton from Idaho Stampede of the NBA D-League.
- Jan. 25: Signed F Danilo Gallinari and F/C Kosta Koufos to multi-year contract extensions.
- Feb. 4: Waived F DeMarre Carroll.
- Mar. 15: Acquired C JaVale McGee, F/C Ronny Turiaf and a future second-round draft pick in a three-team deal with Washington and L.A. Clippers that sent C Nene, F Brian Cook and a future second-round draft pick to Washington and G Nick Young to L.A. Clippers.
- Mar. 18: Waived F/C Ronny Turiaf
- Mar. 18: Re-signed F Wilson Chandler to multi-year contract extension.

2012-13

- July 9: Signed G Evan Fournier to multiyear contract.
- July 11: Re-signed G Andre Miller to multiyear contract.
- July 17: Waived F/C Chris Andersen under amnesty provision
- July 18: Signed free agent F Anthony Randolph to multiyear contract
- July 18: Re-signed C JaVale McGee to multiyear contract.
- Aug. 10: Acquired G/F Andre Iguodala from Philadelphia in a four-team, 12-player deal involving Orlando, Philadelphia and the L.A. Lakers. Denver sent G Arron Afflalo, F Al Harrington and a future draft pick to Orlando in the trade.
- Sept.. 6: Signed F Quincy Miller to multiyear contract
- Oct.. 1: Signed free agent G Anthony Carter and G Ben Uzoh to contracts
- Oct. 23: Exercised third-year options on F Kenneth Faried and G Jordan Hamilton
- Oct. 25: Waived G Anthony Carter and G Ben Uzoh
- Nov. 12: Assigned F Quincy Miller to Iowa Energy of the D-League
- Dec. 2: Recalled F Quincy Miller from Iowa Energy
- Dec. 27: Assigned F Quincy Miller to Iowa Energy of the D-League
- Jan. 30: Assigned G Julyan Stone to Iowa Energy of the D-League
- Feb. 13: Recalled F Quincy Miller and G Julyan Stone from the Iowa Energy





2013-14

- | | | | |
|-----------|---|-----------|---|
| June 17: | Acquired F Darrell Arthur in a draft-night trade from Memphis in exchange for Kosta Koufos. | Sept. 30: | Signed free agent G Kyle Fogg |
| July 10: | Acquired G Randy Foye in a sing-and-trade from Utah. | Oct. 16: | Waived F Reginald Becton and G Kyle Fogg |
| July 11: | Signed free agent F J.J. Hickson | Oct. 28: | Waived F Damion James |
| July 26: | Signed free agent G Nate Robinson | Feb. 20: | Acquired G Aaron Brooks from Houston in exchange for G Jordan Hamilton. |
| July 27: | Re-signed C Timofey Mozgov | Feb. 20: | Acquired F Jan Vesely from Washington in a three-team trade involving Philadelphia in exchange for G Andre Miller and a future second round pick. |
| Sept. 9: | Signed free agent F Damion James | | |
| Sept. 13: | Signed free agent F Reginald Becton | | |

2014-15

- | | | | |
|-----------|--|----------|--|
| June 26: | Acquired draft rights to F Jordan Hamilton from Dallas along with G Andre Miller and a future second-round pick from Portland in exchange for G Raymond Felton ... Also acquired G Arron Afflalo from Orlando in exchange for G Evan Fournier and the 56th pick of the 2014 Draft. | Jan. 25: | Recalled G Erick Green to Fort Wayne of the NBA D-League. |
| Sept. 29: | Signed F Alonzo Gee to contract. 9/23/14: Signed free agent F Jerrelle Benimon and free agent F Marcus Williams to contracts. | Feb. 19: | Acquired rights to G Cenk Akyol from Philadelphia in exchange for JaVale Mcgee, a protected first round pick (OKC) and rights to F Chu Maduabum ... Also acquired G Will Barton, F Victor Claver, F Thomas Robinson and a lottery-protected 2016 first round pick from Portland in exchange for G Arron Afflalo and F Alonzo Gee ... Signed F Joffrey Lauvergne to contract. |
| Oct. 8: | Signed F Kenneth Faried to multi-year contract extension. | Feb. 20: | Waived F Victor Claver and F Thomas Robinson. |
| Oct. 22: | Waived F Jerrelle Benimon and F Marcus Williams. | Mar. 3: | Relieved Brian Shaw of head coaching duties and named Melvin Hunt interim head coach. |
| Oct. 27: | Waived F Quincy Miller. | Mar. 30: | Claimed G Ian Clark off waivers. |
| Jan. 7: | Acquired two protected 2015 first round draft picks from Cleveland in exchange for C Timofey Mozgov and a 2015 second round pick. | Apr. 8: | Claimed F Shavlik Randolph off waivers ... Subsequently waived Randolph. |
| Jan. 13: | Acquired G Jameer Nelson from Boston in exchange for G Nate Robinson. | Apr. 12: | Signed G Jamaal Franklin to contract. |
| Jan. 20: | Assigned G Erick Green to Fort Wayne of the NBA D-League. | | |

2015-16

- | | | | |
|-----------|---|----------|---|
| June 26: | Drafted Emmanuel Mudiay with the 7th overall pick of the 2015 Draft and Nikola Radicevic with the 57th selection. | Oct. 11: | Exercised 3rd-year options for G Gary Harris and C Jusuf Nurkic. |
| July 11: | Signed F Wilson Chandler to contract extension. | Oct. 15: | Waived Matt Janning. |
| July 12: | Signed free agent G Jameer Nelson to contract extension ... Waived G Jamaal Franklin | Oct. 24: | Waived Nick Johnson, Oleksiy Pecherov and Devin Sweetney. |
| July 20: | Acquired Joey Dorsey, Nick Johnson, Kostas Papanikolaou, Pablo Prigioni, a 2016 first round pick and cash from Houston in exchange for Ty Lawson ... Waived Pablo Prigioni. | Nov. 5: | Signed F Kostas Papanikolaou ... Waived G Erick Green. |
| July 23: | Signed F Will Barton to contract extension. | Jan. 7: | Waived Kostas Papanikolaou. |
| Aug. 2: | Signed F Danilo Gallinari to contract extension. | Jan. 12: | Signed G Sean Kilpatrick to 10-day contract. |
| Aug. 7: | Signed F Darrell Arthur to contract extension. | Jan. 23: | Signed G Sean Kilpatrick to second 10-day contract. |
| Aug. 18: | Waived F/C Joey Dorsey. | Feb. 18: | Acquired G DJ Augustin, Steve Novak, two second round picks and cash from Oklahoma City in exchange for Randy Foye. |
| Sept. 15: | Signed G Matt Janning, C Oleksiy Pecherov and F Devin Sweetney to contracts. | Feb. 19: | Waived F J.J. Hickson and F Steve Novak. |
| Sept. 25: | Waived F Kostas Papanikolaou. | Feb. 22: | Signed F JaKarr Sampson to contract. |
| Sept. 30: | Signed free agnet G Mike Miller to contract. | Mar. 2: | Signed F Axel Toupane to 10-day contract. |
| | | Mar. 14: | Signed F Axel Toupane to second 10-day contract. |
| | | Mar. 25: | Signed Axel Toupane for remainder of season. |





2016-17

June 23:	Drafted Jamal Murray with the 7th, Juancho Hernangomez with the 15th and Malik Beasley with the 19th pick of the 2016 Draft and drafted Petr Cornelie with the 53rd pick of the second round ... Also traded the draft rights to Daniel Hamilton (56th pick) to Oklahoma City for cash considerations.	Jan. 23:	Recalled F Juancho Hernangomez from the Sioux Falls Skyforce.
July 1:	Signed free agent F Darrell Arthur and free agent G Mike Miller to multi-year contract extensions.	Jan. 8:	Recalled G Malik Beasley from the Sioux Falls Skyforce ... Signed free agent G Alonzo Gee to a 10-day contract.
Aug. 16:	Signed free agent G D.J. Kennedy to a contract.	Jan. 18:	Traded the draft rights to C Cenk Akyol and a traded player exception to Atlanta in exchange for G Mo Williams and cash ... Waived G Mo Williams ... G Alonzo Gee became a free agent.
Aug. 30:	Traded F Joffrey Lauvergne to Oklahoma City in exchange for a conditional 2017 second round pick (OKC own) and a conditional 2017 second round pick (MEM own).	Jan. 23:	Claimed G Mo Williams off of waivers.
Sep. 7:	Signed F's Robbie Hummel and Jarnell Stokes to multi-year contracts.	Jan. 24:	Waived G Mo Williams.
Sep. 12:	Signed G Nate Wolters to a multi-year contract.	Jan. 26:	Signed F Johnny O'Bryant to a 10-day contract.
Oct. 15:	Waived F Axel Toupane, F JaKarr Sampson and G D.J. Kennedy.	Feb. 6:	Signed F Johnny O'Bryant to a second 10-day contract.
Oct. 20:	Exercised team option to extend the contract of G Gary Harris.	Feb. 13:	Traded C Jusuf Nurkic and a traded player exception to Portland in exchange for F/C Mason Plumlee and cash.
Oct. 21:	Exercised team options to extend the contracts of C Jusuf Nurkic and G Emmanuel Mudiay.	Feb. 16:	F Johnny O'Bryant became a free agent.
Oct. 22:	Waived G Nate Wolters and F Robbie Hummel.	Feb. 21:	Assigned G Malik Beasley to the Sioux Falls Skyforce.
Nov. 15:	Waived F Jarnell Stokes.	Feb. 23:	Aquired C Roy Hibbert from Milwaukee in exchange for a traded player exception.
Nov. 16:	Signed free agent G Alonzo Gee to a contract.	Feb. 26:	Recalled G Malik Beasley from the Sioux Falls Skyforce.
Dec. 9:	Assigned G Malik Beasley to the Sioux Falls Skyforce.	Feb. 28:	Assigned G Malik Beasley to the Sioux Falls Skyforce.
Dec. 17:	Recalled G Malik Beasley from the Sioux Falls Skyforce.	Mar. 6:	Recalled G Malik Beasley from the Sioux Falls Skyforce.
Jan. 4:	Assigned G Malik Beasley and F Juancho Hernangomez to the Sioux Falls Skyforce.	Mar. 10:	Assigned G Malik Beasley to the Sioux Falls Skyforce.
Jan. 6:	Waived G Alonzo Gee.	Mar. 13:	Recalled G Malik Beasley from the Sioux Falls Skyforce.
		Mar. 22:	Assigned G Malik Beasley to the Sioux Falls Skyforce.
		Apr. 2:	Recalled G Malik Beasley from the Sioux Falls Skyforce.
		Jun. 21:	Tendered qualifying offer to make F/C Mason Plumlee a restricted free agent.

2017-18

June 22:	Drafted Donovan Mitchell with the 13th, Vlatko Čančar with the 49th and Monte Morris with the 51st overall pick of the 2017 Draft ... Traded the draft rights to Donovan Mitchell to the Utah Jazz for Trey Lyles and the draft rights to Tyler Lydon.	Dec. 4:	Assigned Tyler Lydon to the Rio Grande Valley Vipers.
July 6:	Signed F Tyler Lydon and F Danilo Gallinari to multi-year contracts ... Traded Danilo Gallinari to the LA Clippers as part of three-team trade with the Atlanta Hawks and LA Clippers. Denver received a 2019 second round pick from Atlanta.	Dec. 10:	Recalled Monte Morris from the Rio Grande Valley Vipers.
July 11:	Waived Mike Miller	Dec. 13:	Assigned Monte Morris to the Rio Grande Valley Vipers.
July 13:	Signed F Paul Millsap to a multi-year contract.	Dec. 15:	Recalled Torrey Craig from the Sioux Falls Skyforce.
July 19:	Signed F Torrey Craig to a two-way contract.	Dec. 16:	Recalled Tyler Lydon from the Rio Grande Valley Vipers.
July 21:	Signed G Monte Morris to a two-way contract.	Dec. 20:	Recalled Monte Morris from the Rio Grande Valley Vipers.
Sept. 20:	Signed F/C Mason Plumlee to a multi-year contract ... Signed F Josh Childress.	Dec. 22:	Assigned Monte Morris to the Rio Grande Valley Vipers.
Oct. 12:	Signed G Gary Harris to a contract extension ... Waived Josh Childress.	Dec. 27:	Assigned Tyler Lydon to the Rio Grande Valley Vipers.
Oct. 18:	Waived Jameer Nelson.	Jan. 15:	Recalled Tyler Lydon from the Rio Grande Valley Vipers.
Oct. 19:	Signed Richard Jefferson.	Jan. 22:	Assigned Tyler Lydon to the Rio Grande Valley Vipers..
Oct. 22:	Assigned Tyler Lydon and Monte Morris to the Rio Grande Valley Vipers and Torrey Craig to the Sioux Falls Skyforce.	Feb. 7:	Recalled Monte Morris from the Rio Grande Valley Vipers.
Nov. 8:	Recalled Tyler Lydon from the Rio Grande Valley Vipers.	Feb. 8:	Acquired G Devin Harris from the Dallas Mavericks and a second round pick from the New York Knicks in exchange for Emmanuel Mudiay to New York and a second round pick to Dallas.
Nov. 28:	Recalled Torrey Craig from the Sioux Falls Skyforce.	Mar. 1:	Assigned Monte Morris to the Rio Grande Valley Vipers.
Dec. 1:	Assigned Torrey Craig to the Sioux Falls Skyforce.	Mar. 2:	Assigned Torrey Craig to the Sioux Falls Skyforce.
		Mar. 5:	Recalled Monte Morris from the Rio Grande Valley Vipers.
		Mar. 7:	Assigned Monte Morris to the Rio Grande Valley Vipers.
		Mar. 13:	Recalled Torrey Craig from the Sioux Falls Skyforce.
		Mar. 23:	Assigned Monte Morris to the Rio Grande Valley Vipers.





2018-19

- June 21: Drafted Michael Porter Jr. with the 14th, Justin Jackson with the 43rd and Thomas Welsh with the 58th overall picks of the 2018 Draft ... Traded the draft rights to Justin Jackson to the Orlando Magic for the draft rights to Jarred Vanderbilt.
- July 3: Signed F Michael Porter Jr. to a multi-year contract.
- July 6: Traded F Wilson Chandler, a 2021 second round pick and swapped 2022 second round picks with the Philadelphia 76ers for cash.
- July 9: Signed C Nikola Jokić, G Will Barton and F Torrey Craig to multi-year contracts.
- July 11: Signed F Jarred Vanderbilt to a multi-year contract.
- July 13: Traded F's Darrell Arthur, Kenneth Faried, a 2019 first round pick and a 2020 second round pick to the Brooklyn Nets for G Isaiah Whitehead.
- July 16: Signed G Isaiah Thomas.
- July 17: Signed C Thomas Welsh to a two-way contract and waived G Isaiah Whitehead.
- July 25: Signed G Monte Morris to a multi-year contract.
- Aug. 6: Signed F Emanuel Terry.
- Aug. 7: Signed G DeVaughn Akoon-Purcell to a two-way contract.
- Sept. 21: Signed G Xavier Silas.
- Sept. 26: Signed G Donald Sloan.
- Oct. 8: Waived F Emanuel Terry.
- Oct. 12: Waived G's Xavier Silas and Donald Sloan.
- Nov 29: Signed G Brandon Goodwin.
- Dec. 10: Signed G Nick Young and waived G Brandon Goodwin.
- Dec. 16: Signed G Brandon Goodwin to a two-way contract and waived G DeVaughn Akoon-Purcell.
- Dec. 30: Waived G Nick Young.
- Jan. 26: Assigned Jarred Vanderbilt to the Delaware Blue Coats.
- Feb. 6: Recalled Jarred Vanderbilt from the Delaware Blue Coats.
- Mar. 3: Assigned Tyler Lydon to the Capital City Go-Go.
- Mar. 23: Assigned Monte Morris to the Rio Grande Valley Vipers.

2019-20

- June 20: Acquired the draft rights to Bol Bol from Miami for a 2022 second round pick.
- July 8: Traded a 2020 first round pick to Oklahoma City for Jerami Grant.
- July 24: Signed G Jamal Murray to a multi-year contract extension.
- July 31: Waived C Thomas Welsh.
- Aug. 1: Signed F Vlatko Čančar.
- Aug. 13: Signed G PJ Dozier ... Signed F Tyler Cook to a two-way contract.
- Sep. 6: Signed C Bol Bol to a two-way contract.
- Sep. 19: Signed C Tyler Zeller as a free agent.
- Oct. 1: Signed G Jorge Gutierrez.
- Oct. 4: Signed G Elijah Millsap as a free agent.
- Oct. 7: Waived G's Elijah Millsap and Jorge Gutierrez
- Oct. 16: Waived F Tyler Cook
- Oct. 18: Signed G PJ Dozier to a two-way contract ... Waived C Tyler Zeller
- Nov. 8: Assigned F Vlatko Čančar to the Erie BayHawks
- Nov. 20: Assigned F Jarred Vanderbilt to the Rio Grande Valley Vipers
- Dec. 8: Recalled F Vlatko Čančar from the Erie BayHawks
- Jan. 17: Recalled F Jarred Vanderbilt from the Windy City Bulls
- Feb. 5: Traded G Malik Beasley, F Juancho Hernangomez and F Jarred Vanderbilt to Minnesota in a four-team trade ... Houston traded F Gerald Green and a 2020 first round pick to Denver ... Minnesota traded F Keita Bates-Diop, G Shabazz Napier and F Noah Vonleh to Denver.
- Feb. 6: Traded G Shabazz Napier to Washington for G Jordan McRae.
- Feb. 7: Waived G Gerald Green
- Mar. 1: Assigned Keita Bates-Diop to the Windy City Bulls.
- Mar. 2: Waived G Jordan McRae.
- Mar. 5: Signed G Troy Daniels for the rest of the season.
- Mar. 8: Recalled F Keita Bates-Diop from the Windy City Bulls.
- Jun. 30: Converted G PJ Dozier to a regular contract ... Signed F Tyler Cook to a substitution contract.

2020-21

- June 30: Converted PJ Dozier from a two-way contract to a multi-year contract.
- Nov. 18: Drafted Zeke Nnaji in the first round with the 22nd overall pick in the 2020 NBA Draft.
- Nov. 22: Waived Keita Bates-Diop.
- Nov. 23: Acquired the draft rights to R.J. Hampton from Milwaukee in exchange for a conditional 2023 first round draft pick.
- Nov. 24: Converted Bol Bol from a two-way contract to a multi-year contract ... Signed Greg Whittington to a two-way contract.
- Nov. 30: Signed JaMychal Green, Facundo Campazzo and Isaiah Hartenstein to a multi-year contracts ... Signed Markus Howard to a two-way contract
- Dec. 1: Signed Zeke Nnaji and R.J. Hampton to Multi-year contracts.
- Dec. 2: Re-signed Paul Millsap
- Dec. 9: Re-signed Monte Morris to a multi-year contract.
- Mar. 25: Traded Isaiah Hartenstein and two future second round draft picks to Cleveland for JaVale McGee ... Traded Gary Harris, R.J. Hampton and a future first round draft pick to Orlando for Aaron Gordon and Gary Clark.
- Apr. 9: Signed Shaquille Harrison to a two-way contract ... Waived Greg Whittington and Gary Clark.
- Apr. 20: Signed Austin Rivers to a 10-day contract.
- Apr. 30: Signed Austin Rivers for the remainder of the season.





2021-22

Aug. 4:	Signed Bones Hyland to a multi-year contract	Jan. 9:	Signed Davon Reed to a two-way contract ... Waived Petr Cornelie.
Aug. 11:	Signed Jeff Green and Will Barton to multi-year contracts	Jan. 10:	Signed James Ennis to a 10-day contract ... Traded Bol Bol to the Detroit Pistons for Rodney McGruder and a 2022 2nd round draft pick. *Trade completely voided 01/13/22 Denver also received a trade exception (voided) 2022 2nd-rd pick is BRK own (voided)
Aug. 13:	Signed Markus Howard to a two-way contract	Jan. 19:	As part of a 3-team trade, the Denver Nuggets traded cash and a 2028 2nd round draft pick to the San Antonio Spurs; the Denver Nuggets traded Bol Bol and PJ Dozier to the Boston Celtics; the San Antonio Spurs traded Bryn Forbes to the Denver Nuggets
Aug. 18:	Signed JaMychal Green to a multi-year contract	Jan. 21:	Signed DeMarcus Cousins to a 10-day contract
Aug. 31:	Signed Austin Rivers	Jan. 9:	Signed DeMarcus Cousins to a 2nd 10-day contract
Sept. 17:	Signed Petr Cornelie to a two-way contract	Feb. 10:	Signed DeMarcus Cousins to a 10-day contract
Sept. 23:	Signed Tarik Black	Feb. 25:	Signed DeMarcus Cousins
Sept. 27:	Signed Matt Ryan and Davon Reed	Jun. 23:	Drafted Christian Braun in the 1st round (21st pick) of the 2022 NBA Draft ... Traded JaMychal Green and a 2027 1st round draft pick to the Oklahoma City Thunder for Peyton Watson, a 2023 2nd round draft pick (Maxwell Lewis was later selected) and a 2024 2nd round draft pick. Denver also received a trade exception Conditional 2027 1st-rd pick is DEN own.
Oct. 10:	Signed Giorgi Bezhaniashvili ... Waived Matt Ryan.		
Oct. 15:	Signed Nik Stauskas ... Waived Davon Reed ... Waived Tarik Black ... Waived Giorgi Bezhaniashvili		
Oct. 16:	Waived Nik Stauskas		
Nov. 18:	Assigned Vlatko Čančar to the Grand Rapids Gold of the G-League		
Nov. 23:	Recalled Vlatko Čančar from the Grand Rapids Gold of the G-League.		
Dec. 4:	Signed Davon Reed to a 10-day contract		
Dec. 19:	Signed Davon Reed to a 10-day contract		
Dec. 30:	Signed Davon Reed to a 10-day contract		
Dec. 31:	Signed Rayjon Tucker to a 10-day contract		
Jan. 1:	Signed Carlik Jones to a 10-day contract.		

2022-23

Jul. 3:	Signed Christian Braun to a multi-year contract ... Signed Peyton Watson to a multi-year contract ... Signed Collin Gillespie to a two-way contract	Oct. 10:	Signed Chasson Randle ... Signed Grant Golden.
Jul. 6:	Traded a 2024 2nd round draft pick to the Portland Trail Blazers for Ismael Kamagate. 2023 2nd-rd pick is more favorable ... Traded Will Barton and Monte Morris to the Washington Wizards for Kentavious Caldwell-Pope and Ish Smith. Denver also received a trade exceptions	Oct. 11:	Waived Kellan Grady
Jul. 7:	Signed Bruce Brown to a multi-year contract ... Signed Vlatko Čančar to a multi-year contract	Oct. 14:	Waived Chasson Randle
Jul. 9:	Signed Kellan Grady to an Exhibit 10 contract ... Signed Adonis Arms to an Exhibit 10 contract ... Signed Davon Reed to a multi-year contract	Oct. 15:	Waived Grant Golden
Jul. 11:	Signed DeAndre Jordan	Feb. 9:	Traded a 2024 2nd round draft pick to the Orlando Magic; traded Davon Reed to the Los Angeles Lakers; traded Bones Hyland to the Los Angeles Clippers; the Los Angeles Lakers traded Thomas Bryant to the Denver Nuggets; Denver also received multiple trade exceptions 2024 2nd-rd pick is DEN own
Jul. 19:	Signed Jack White to a two-way contract	Feb. 14:	Signed Reggie Jackson
Aug. 25:	Signed Justin Tillman	Jun. 22:	Drafted Maxwell Lewis in the 2nd round (40th pick) of the 2023 NBA Draft
Sep. 25:	Waived Justin Tillman	Jun. 23:	Traded a 2029 1st round draft pick to the Oklahoma City Thunder; traded Maxwell Lewis to the Los Angeles Lakers; the Indiana Pacers traded Jalen Pickett and Julian Strawther to the Denver Nuggets; the Oklahoma City Thunder traded Hunter Tyson and a 2024 2nd round draft pick to the Denver Nuggets; CHO 2029 protected 1st-rd pick is DEN own
Sep. 26:	Signed Grant Golden		
Oct. 7:	Waived Adonis Arms ... Waived Grant Golden		





BASKETBALL HALL OF FAME INDUCTEE

1963	Bob Gruenig (1948-49)
1993	Dan Issel (1975-85; 92-95; '98-01)
1996	David Thompson (1975-82)
1997	Alex English (1979-90)
1998	Alex Hannum (1971-74)
2002	Larry Brown (1970-72; 74-79)
2014	Šarūnas Marčiulionis (1996-97)
2015	Louis Dampier (1998-02)
2015	Spencer Haywood (1969-70)
2015	Dikembe Mutombo (1991-96)
2016	Allen Iverson (2006-09)
2016	John McLendon (1969-70)
2018	Charles Scott (1978-80)
2019	Bobby Jones (1974-78)
2022	Tim Hardaway (2001-02)
2022	George Karl (2004-13)

NBA MOST VALUABLE PLAYER

2020-21	Nikola Jokić
2021-22	Nikola Jokić

NBA EXECUTIVE OF THE YEAR

1984-85	Vince Boryla
2008-09	Mark Warkentien
2012-13	Masai Ujiri

NBA COACH OF THE YEAR

1987-88	Doug Moe
2012-13	George Karl

NBA DEFENSIVE PLAYER OF THE YEAR

1994-95	Dikembe Mutombo
2006-07	Marcus Camby

NBA MOST IMPROVED PLAYER

1992-93	Mahmoud Abdul-Rauf
---------	--------------------

ALL-NBA TEAM

1976-77	David Thompson (1st Team)
1977-78	David Thompson (1st Team)
1981-82	Alex English (2nd Team)
1982-83	Alex English (2nd Team)
1985-86	Alex English (2nd Team)
1986-87	Fat Lever (2nd Team)
1998-99	Antonio McDyess (3rd Team)
2005-06	Carmelo Anthony (3rd Team)
2006-07	Carmelo Anthony (3rd Team)
2008-09	Carmelo Anthony (3rd Team)
2008-09	Chauncey Billups (3rd Team)
2009-10	Carmelo Anthony (2nd Team)
2018-19	Nikola Jokić (1st Team)
2019-20	Nikola Jokić (2nd Team)
2020-21	Nikola Jokić (1st Team)
2021-22	Nikola Jokić (1st team)
2022-23	Nikola Jokić (2nd team)

NBA ALL-DEFENSIVE TEAM

1976-77	Bobby Jones (1st Team)
1977-78	Bobby Jones (1st Team)
1982-83	T.R. Dunn (2nd Team)
1983-84	T.R. Dunn (2nd Team)
1984-85	T.R. Dunn (2nd Team)
1985-86	Bill Hanzlik (2nd Team)
1987-88	Fat Lever (2nd Team)
1994-95	Dikembe Mutombo (2nd Team)
2004-05	Marcus Camby (2nd Team)
2005-06	Marcus Camby (2nd Team)
2006-07	Marcus Camby (1st Team)
2007-08	Marcus Camby (1st Team)

J. WALTER KENNEDY CITIZENSHIP

(Award for outstanding community service, originated in 1974-75; selected by the PBWA)

1984-85	Dan Issel
1987-88	Alex English
2012-13	Kenneth Faried

NBA SPORTSMANSHIP AWARD

(Award for on-court professionalism, originated in 1995; voted on by the players)

2008-09	Chauncey Billups
---------	------------------

NBA ALL-ROOKIE TEAM

1990-91	Mahmoud Abdul-Rauf (2nd Team)
1991-92	Dikembe Mutombo (1st Team), Mark Macon (2nd Team)
1992-93	LaPhonso Ellis (1st Team)
1994-95	Jalen Rose (2nd Team)
1995-96	Antonio McDyess (1st Team)
1997-98	Bobby Jackson (2nd Team)
1999-00	James Posey (2nd Team)
2002-03	Nenê (1st Team)
2003-04	Carmelo Anthony (1st Team)
2011-12	Kenneth Faried (1st Team)
2014-15	Jusuf Nurkic (2nd Team)
2015-16	Nikola Jokić (1st Team) Emmanuel Mudiay (2nd Team)
2016-17	Jamal Murray (2nd Team)
2021-22	Bones Hyland (2nd team)

NBA FREE THROW CHAMPION

1993-94	Mahmoud Abdul-Rauf (.956)
1995-96	Mahmoud Abdul-Rauf (.930)

NBA FIELD GOAL PCT. CHAMPION

1977-78	Bobby Jones (.578)
2010-11	Nenê (.615)

NBA SCORING CHAMPION

1982-83	Alex English (2326/28.4)
---------	--------------------------

NBA BLOCKED SHOTS CHAMPION

1993-94	Dikembe Mutombo (336/4.10)
1994-95	Dikembe Mutombo (321/3.91)
1995-96	Dikembe Mutombo (332/4.49)
2005-06	Marcus Camby (184/3.29)
2006-07	Marcus Camby (231/3.30)
2007-08	Marcus Camby (285/3.61)





NBA PLAYER OF THE WEEK

11/2/80	David Thompson
11/29/81	Alex English
11/21/82	Alex English
1/2/83	Kiki Vandeweghe
1/16/83	Alex English
11/20/83	Kiki Vandeweghe
11/11/84	Alex English
4/1/85	Calvin Natt
11/24/85	Alex English
1/12/86	Calvin Natt
2/2/86	Alex English
1/25/87	Alex English
2/1/87	Fat Lever
4/17/88	Fat Lever
12/11/88	Michael Adams
1/27/91	Michael Adams
3/28/93	Dikembe Mutombo
4/10/94	Dikembe Mutombo
4/16/95	Dikembe Mutombo
12/10/95	Dikembe Mutombo
11/17/96	Dale Ellis
2/22/99	Antonio McDyess
12/3/00	Antonio McDyess
11/30/03	Voshon Lenard
3/14/04	Carmelo Anthony, Western Conference
4/11/04	Carmelo Anthony, Western Conference
3/7/05	Marcus Camby, Western Conference
11/13/05	Marcus Camby, Western Conference
3/19/06	Carmelo Anthony, Western Conference
11/27/06	Carmelo Anthony, Western Conference
12/4/06	Carmelo Anthony, Western Conference
2/12/07	Carmelo Anthony, Western Conference
11/19/07	Allen Iverson, Western Conference
12/24/07	Carmelo Anthony, Western Conference
1/7/08	Allen Iverson, Western Conference
3/31/08	Carmelo Anthony, Western Conference
4/14/08	Allen Iverson, Western Conference
11/17/08	Chauncey Billups, Western Conference
11/2/09	Carmelo Anthony, Western Conference
1/19/10	Carmelo Anthony, Western Conference
1/25/10	Chauncey Billups, Western Conference
12/27/10	Chauncey Billups, Western Conference
3/4/12	Ty Lawson, Western Conference
11/11/12	Kenneth Faried, Western Conference
3/12/13	Ty Lawson, Western Conference
11/13/17	Nikola Jokić, Western Conference
4/9/18	Nikola Jokić, Western Conference
10/22/18	Nikola Jokić, Western Conference
12/3/18	Paul Millsap, Western Conference
1/7/19	Nikola Jokić, Western Conference
2/4/19	Nikola Jokić, Western Conference
2/10/20	Nikola Jokić, Western Conference
1/25/21	Nikola Jokić, Western Conference
2/1/21	Nikola Jokić, Western Conference
3/22/21	Nikola Jokić, Western Conference
1/24/22	Nikola Jokić, Western Conference
4/4/22	Nikola Jokić, Western Conference
12/19/22	Nikola Jokić, Western Conference

NBA PLAYER OF THE MONTH

Mar., 1982	Alex English
Jan., 1983	Alex English
Nov., 1984	Alex English
Apr., 1988	Fat Lever
Mar., 2006	Carmelo Anthony, Western Conference
April, 2007	Carmelo Anthony, Western Conference
Oct./Nov., 2009	Carmelo Anthony, Western Conference
Jan., 2021	Nikola Jokić, Western Conference
Mar., 2021	Nikola Jokić, Western Conference
Jan., 2022	Nikola Jokić, Western Conference
Mar., 2022	Nikola Jokić, Western Conference
Jan., 2023	Nikola Jokić, Western Conference
Feb., 2023	Nikola Jokić, Western Conference

NBA ROOKIE OF THE MONTH

Nov. 1991	Dikembe Mutombo
Jan. 1992	Dikembe Mutombo
Nov. 2003	Carmelo Anthony, Western Conference
Dec. 2003	Carmelo Anthony, Western Conference
Jan. 2004	Carmelo Anthony, Western Conference
Feb. 2004	Carmelo Anthony, Western Conference
Mar. 2004	Carmelo Anthony, Western Conference
Apr. 2004	Carmelo Anthony, Western Conference
Apr. 2012	Kenneth Faried, Western Conference
Oct./Nov. 2016	Jamal Murray, Western Conference

NBA COACH OF THE MONTH

Nov., 1984	Doug Moe
Mar., 1988	Doug Moe
Mar., 1995	Bernie Bickerstaff
Feb., 2005	George Karl, Western Conference
Mar., 2005	George Karl, Western Conference
Jan., 2010	George Karl, Western Conference
Jan., 2013	George Karl, Western Conference
Mar., 2013	George Karl, Western Conference
Apr., 2021	Michael Malone, Western Conference
Jan., 2023	Michael Malone, Western Conference





SCORING

Nikola Jokić	10th	27.1	2021-22
Carmelo Anthony	3rd	25.6	2010-11
Carmelo Anthony	3rd	28.2	2009-10
Carmelo Anthony	T-7th	22.8	2008-09
Allen Iverson	3rd	26.4	2007-08
Carmelo Anthony	4th	25.7	2007-08
Carmelo Anthony	2nd	28.9	2006-07
Allen Iverson	7th	26.3	2006-07
Carmelo Anthony	8th	26.5	2005-06
Antonio McDyess	9th	21.2	1998-99
Michael Adams	6th	26.5	1990-91
Alex English	T-5th	26.5	1988-89
Alex English	9th	25.0	1987-88
Alex English	3rd	28.6	1986-87
Alex English	3rd	29.8	1985-86
Alex English	5th	27.9	1984-85
Kiki Vandeweghe	3rd	29.4	1983-84
Alex English	4th	26.4	1983-84
Alex English	1st	28.4	1982-83
Kiki Vandeweghe	2nd	26.7	1982-83
Alex English	4th	25.4	1981-82
David Thompson	5th	25.5	1980-81
Alex English	10th	23.8	1980-81
Dan Issel	7th	23.8	1979-80
David Thompson	6th	24.0	1978-89
David Thompson	2nd	27.15	1977-78
David Thompson	4th	25.9	1976-77

%Finished season with New York

REBOUNDING

Nikola Jokić	3rd	11.8	2022-23
Nikola Jokić	2nd	13.8	2021-22
Nikola Jokić	9th	10.8	2020-21
Nikola Jokić	9th	10.7	2017-18
Marcus Camby	2nd	13.1	2007-08
Marcus Camby	5th	11.7	2006-07
Antonio McDyess	5th	12.1	2000-01
Antonio McDyess	7th	10.7	1998-99
Ervin Johnson	4th	11.1	1996-97
Dikembe Mutombo	3rd	11.8	1995-96
Dikembe Mutombo	2nd	12.5	1994-95
Dikembe Mutombo	6th	11.8	1993-94
Dikembe Mutombo	3rd	13.0	1992-93
Dikembe Mutombo	3rd	12.3	1991-92
Greg Anderson	7th	11.5	1991-92
George McGinnis	9th	11.4	1978-79

STEALS

Gary Harris	6th	1.82	2017-18
Raymond Felton	8th	1.67	2010-11
Allen Iverson	8th	1.95	2007-08
Andre Miller	10th	1.73	2003-04
Mark Macon	10th	2.03	1991-92
Michael Adams	T-7th	2.23	1990-91
Fat Lever	7th	2.13	1989-90
Fat Lever	4th	2.75	1988-89
Fat Lever	4th	2.72	1987-88
Fat Lever	6th	2.45	1986-87
Fat Lever	5th	2.28	1985-86
Fat Lever	3rd	2.46	1984-85
T.R. Dunn	6th	2.16	1983-84
Bobby Jones	6th	2.27	1976-77

ASSISTS

Nikola Jokić	4th	9.8	2022-23
Nikola Jokić	8th	7.9	2021-22
Nikola Jokić	6th	8.3	2020-21
Nikola Jokić	9th	7.3	2018-19
Ty Lawson	3rd	9.6	2014-15
Ty Lawson	3rd	8.8	2013-14
Andre Miller	9th	6.7	2011-12
Ty Lawson	10th	6.6	2011-12
Raymond Felton	T-6th	8.3	2010-11
Allen Iverson	9th	7.1	2007-08
Andre Miller^	7th	7.8	2006-07
Allen Iverson	T-8th	7.2	2006-07
Andre Miller	6th	8.2	2005-06
Andre Miller	8th	6.9	2004-05
Andre Miller	T-10th	6.1	2003-04
Nick Van Exel	3rd	8.5	2000-01
Nick Van Exel	T-2nd	9.0	1999-00
Nick Van Exel	T-10th	7.4	1998-99
Mark Jackson*	1st	11.4	1996-97
Michael Adams	3rd	10.5	1990-91
Fat Lever	9th	7.8	1987-88
Fat Lever	9th	8.0	1986-87
Kenny Higgs	10th	5.7	1980-81

^Finished season with Philadelphia

*Finished season with Indiana

FIELD GOAL PERCENTAGE

Nikola Jokić	3rd	.583	2021-22
Nikola Jokić	6th	.578	2016-17
Kenneth Faried	7th	.558	2015-16
Kenneth Faried	9th	.545	2013-14
JaVale McGee	3rd	.575	2012-13
Kenneth Faried	9th	.552	2012-13
JaVale McGee	5th	.556	2011-12
Nenê	1st	.615	2010-11
Nenê	3rd	.587	2009-10
Nenê	2nd	.604	2008-09
Nenê	5th	.530	2003-04
Nenê	6th	.519	2002-03
Antonio McDyess	9th	.507	1999-00
Danny Fortson	9th	.495	1998-99
Dikembe Mutombo	7th	.556	1994-95
Dikembe Mutombo	2nd	.569	1993-94
Bobby Jones	1st	.578	1977-78
Bobby Jones	3rd	.570	1976-77

%Started season with Washington





FREE THROW PERCENTAGE

Jamal Murray	5th	.905	2017-18
Danilo Gallinari	4th	.902	2016-17
Danilo Gallinari	6th	.895	2014-15
Chauncey Billups%	2nd	.916	2010-11
Chauncey Billups	4th	.910	2009-10
Chauncey Billups	4th	.913	2008-09
Earl Boykins*	6th	.898	2006-07
Earl Boykins	10th	.874	2005-06
Earl Boykins	2nd	.921	2004-05
Earl Boykins	T-8th	.877	2003-04
Chauncey Billups	2nd	.913	1998-99
M. Abdul-Rauf	1st	.930	1995-96
M. Abdul-Rauf	7th	.885	1994-95
M. Abdul-Rauf	1st	.956	1993-94
M. Abdul-Rauf	2nd	.935	1992-93
Walter Davis	3rd	.912	1989-90
Walter Davis	8th	.879	1988-89
Kiki Vandeweghe	9th	.852	1983-84
Kiki Vandeweghe	2nd	.875	1982-83
Billy McKinney	9th	.862	1980-81
John Roche	10th	.866	1979-80
Robert Smith	4th	.883	1978-79

%Finished season with New York

*Finished season with Milwaukee

BLOCKED SHOTS

JaVale McGee	8th	1.99	2012-13
JaVale McGee	2nd	2.16	2011-12
Chris Andersen	6th	1.88	2009-10
Chris Andersen	2nd	2.46	2008-09
Marcus Camby	1st	3.61	2007-08
Marcus Camby	1st	3.30	2006-07
Marcus Camby	1st	3.29	2005-06
Marcus Camby	2nd	3.02	2004-05
Marcus Camby	5th	2.60	2003-04
Raef LaFrentz*	2nd	2.73	2001-02
Raef LaFrentz	7th	2.64	2000-01
Raef LaFrentz	8th	2.22	1999-00
Antonio McDyess	10th	2.30	1998-99
Ervin Johnson	5th	2.77	1996-97
Dikembe Mutombo	1st	4.49	1995-96
Dikembe Mutombo	1st	3.91	1994-95
Dikembe Mutombo	1st	4.10	1993-94
Dikembe Mutombo	3rd	3.50	1992-93
Dikembe Mutombo	T-5th	2.96	1991-92
Wayne Cooper	7th	2.67	1988-89
Wayne Cooper	4th	2.91	1985-86
Wayne Cooper	4th	2.46	1984-85

*Finished season with Dallas

% Started season with Washington

3-POINT FIELD GOAL PERCENTAGE

Michael Porter Jr.	9th	.445	2020-21
Gary Harris	10th	.420	2016-17
Arron Afflalo	T-8th	.423	2010-11
Arron Afflalo	8th	.434	2009-10
Fat Lever	10th	.414	1989-90
Mike Evans	8th	.363	1984-85
Mike Evans	2nd	.360	1983-84
John Roche	4th	.380	1979-80





FOREIGN-BORN PLAYERS


NAME	COUNTRY	NAME	COUNTRY
Tariq Abdul-Wahad (2000-02)	France	Joffrey Lauvergne (2015-16)	France
Carlos Arroyo (2001-02)	Puerto Rico	Trey Lyles (2017-2019)	Canada
Mengke Bateer (2001-02)	China	Sarunas Marciulionis (1996-97)	Lithuania
Bol Bol (2019-2022)	Sudan	Timofey Mozgov (2010-2015)	Russia
Facundo Campazzo (2020-2022)	Argentina	Emmanuel Mudiay (2015-2018)	Dem. Republic of Congo
Vlatko Čančar (2019-Pres.)	Slovenia	Jamal Murray (2016-Pres.)	Canada
Rastko Cvetkovic (1995-96)	Yugoslavia	Dikembe Mutombo (1991-96)	Zaire
Yakhouba Diawara (2006-08)	France	Eduardo Najera (2005-08)	Mexico
Francisco Elson (2003-06)	The Netherlands	Nenê (2002-12)	Brazil
Rudy Fernandez (2011-2012)	Spain	Jusuf Nurkic (2014-17)	Bosnia-Herzegovina
Luis Flores (2004-05)	Dominican Republic	Kostas Papnikolaou (2015-16)	Greece
Gary Forbes (2010-11)	Panama	Johan Petro (2008-10)	France
Evan Fournier (2012-14)	France	Cheikh Samb (2008-09)	Senegal
Daniilo Gallinari (2010-17)	Italy	Predrag Savovic (2002-03)	Yugoslavia
Juancho Hernangomez (2016-2020)	Spain	Axel Toupane (2016)	France
Carl Herrera (1998-99)	Trinidad	Nikoloz Tskitishvili (2002-05)	Georgia
Linas Kleiza (2005-09)	Lithuania	Kiki Vandeweghe (1980-84)	Germany
Reggie Jackson (2022-Pres.)	Italy	Jan Vesely (2014)	Czech Republic
Nikola Jokić (2015-Pres.)	Serbia	Jack White (2022)	Australia
Garth Joseph (2000-01)	Dominica West Indies	George Zidek (1996-98)	Czechoslovakia

HOMETOWN HEROES – PLAYERS WITH DENVER/COLORADO TIES

PLAYER	SCHOOL	PLAYER	SCHOOL
Byron Beck (1967-77)	University of Denver	Eddie Hughes (1988-90)	Colorado State University
Chauncey Billups (1998-00; 2008-11)	George Washington H.S./ University of Colorado	Reggie Jackson(2022-Pres.)	Palmer H.S
Dave Bustin (1972-73)	University of Denver	Mark Randall (1993-95)	Cherry Creek H.S
Joe Barry Carroll (1989-90)	Denver East H.S.	Brooks Thompson (1996-97)	Littleton H.S.
Chuck Gardner (1967-68)	University of Colorado	Rodney White (2002-04)	George Washington H.S.
Glen Gondrezick (1979-83)	Boulder High School	Chuck Williams (1971-72; 75-77)	Denver East H.S./ University of Colorado
Mike Higgins (1989-90)	Greeley West H.S. / University of Northern Colorado	Lonnie Wright (1967-71)	Colorado State University

NUGGETS ON OLYMPIC TEAMS

1968	Spencer Haywood, USA Charlie Scott, USA	2004	Mengke Bateer, China Carmelo Anthony, USA Allen Iverson, USA
1972	Bobby Jones, USA	2008	Carmelo Anthony, USA Linas Kleiza, Lithuania
1976	Tom LaGarde, USA Walter Davis, USA	2012	Andre Iguodala, USA Timofey Mozgov, Russia
1980	Bill Hanzlik, USA Larry Brown, coach, USA	2016	Nikola Jokić, Serbia
1988	Sarunas Marciulionis, USSR	2020	Facundo Campazzo, Argentina Vlatko Čančar, Slovenia JaVale McGee, USA
1992	Sarunas Marciulionis, Lithuania		
1996	Sarunas Marciulionis, Lithuania Mengke Bateer, China		
2000	Antonio McDyess, USA		



Nikola Jokić, Serbia 2016



Vlatko Čančar, Slovenia 2020



Facundo Campazzo, Argentina 2020





NUGGETS IN NBA ALL-STAR GAMES

PLAYER	GAMES	STARTS	YEARS
Alex English	8	4	1982-89
Carmelo Anthony	4	3	2007-08, '10-11
Nikola Jokić	5	3	2018-19, 19-20, 20-21, 21-22, 22-23
Dikembe Mutombo	3	0	1992, '95-96
David Thompson	3	3	1977-79
Chauncey Billups	2	0	2009-10
Allen Iverson	2	1	2007-08
Bobby Jones	2	1	1977-78
Fat Lever	2	1	1988, '90
Kiki Vandeweghe	2	0	1983-84
Dan Issel	1	1	1977
Antonio McDyess	1	0	2001
George McGinnis	1	1	1979
Calvin Natt	1	0	1985

COACH	YEAR	W-L	SCORE	SITE
Larry Brown	1977	W	125-124	Milwaukee, Wis.
George Karl	2010	L	139-141	Dallas, Texas
Michael Malone	2019	W	178-164	Charlotte, NC
Michael Malone	2023	L	184-175	Salt Lake City, UT

NUGGETS NBA ALL-STAR HONORS

MOST VALUABLE PLAYER PLAYER	YEAR	SITE	STARTER PLAYER	YEAR	SITE
David Thompson	1979	Detroit, Mich.	David Thompson	1977	Milwaukee, Wis.
Nikola Jokić	2022	Salt Lake City, UT	Dan Issel	1977	Milwaukee, Wis.
			Bobby Jones	1977	Milwaukee, Wis.
			David Thompson	1978	Atlanta, Ga.
			David Thompson	1979	Detroit, Mich.
			George McGinnis	1979	Detroit, Mich.
			Alex English	1983	Los Angeles, Calif.
			Alex English	1984	Denver, Colo.
			Alex English	1988	Chicago, Ill.
			Fat Lever	1988	Chicago, Ill.
			Alex English	1989	Houston, Texas
			Carmelo Anthony	2008	New Orleans, La.
			Allen Iverson	2008	New Orleans, La.
			Carmelo Anthony	2010	Dallas, Texas
			Nikola Jokić	2021	Atlanta, Ga.

NUGGETS NBA ALL-STAR SATURDAY PARTICIPANTS

SLAM DUNK CHAMPIONSHIP

PLAYER	YEAR	FINISH	SITE
Mahmoud Abdul-Rauf	1993	6th	Salt Lake City, Utah
Robert Pack	1994	2nd	Minneapolis, Min.
Darvin Ham	1997	4th	Cleveland, Ohio
Chris Andersen	2004	3rd	Los Angeles, Calif.
J.R. Smith	2009	3rd	Phoenix, Ariz.
Kenneth Faried	2013	T-3rd	Houston, Texas
Will Barton	2016	T-3rd	Toronto, Canada
Aaron Gordon	2020	3rd	Chicago, IL

LONG DISTANCE SHOOTOUT

PLAYER	YEAR	FINISH	SITE
Michael Adams	1989	T-5th	Houston, Texas
Dale Ellis	1997	6th	Cleveland, Ohio
Voshon Lenard	2004	1st	Los Angeles, Calif.
Voshon Lenard	2005	3rd	Denver, Colo.
Chauncey Billups	2010	3rd	Dallas, Texas

SHOOTING STARS

PLAYER	YEAR	FINISH	SITE
Andre Miller	2005	2nd	Denver, Colo.

RIISING STARS GAME

PLAYER	YEAR	FINISH	SITE
Jalen Rose	1995	L	Phoenix, Ariz.
Antonio McDyess	1996	L	San Antonio, Texas
Danny Fortson	1998	L	New York, N.Y.
Bobby Jackson	1998	L	New York, N.Y.
Raef LaFrentz	2000	L	Oakland, Calif.
James Posey	2000	W	Oakland, Calif.
Nenê	2003	L	Atlanta, Ga.
Nenê	2004	W	Los Angeles, Calif.
Carmelo Anthony	2004	L	Los Angeles, Calif.
Carmelo Anthony (MVP)	2005	W	Denver, Colo.
Kenneth Faried (MVP)	2013	W	Houston, Texas
Nikola Jokić	2016	L	Toronto, Canada
Emmanuel Mudiay	2016	L	Toronto, Canada
Jamal Murray (MVP)	2017	W	New Orleans, Louis.
Nikola Jokić	2017	W	New Orleans, Louis.
Emmanuel Mudiay	2017	W	New Orleans, Louis.
Jamal Murray	2018	W	Los Angeles, Calif.

SKILLS COMPETITION

PLAYER	YEAR	FINISH	SITE
Earl Boykins	2004	3rd	Los Angeles, Calif.
Earl Boykins	2005	2nd	Denver, Colo.
Emmanuel Mudiay	2016	--	Toronto, Canada
Nikola Jokić	2017	--	New Orleans, Louis.
Jamal Murray	2018	--	Los Angeles, Calif.
Nikola Jokić	2019	--	Charlotte, NC





CARMELO ANTHONY

YR	MIN	FG	FGA	PCT	3FG	3FGA	PCT	FT	FTA	PCT	REB	AST	PF	STL	BLK	PTS
'07	25	10	15	.667	0	0	-----	0	0	-----	9	1	2	1	0	20
'08*	22	8	17	.471	0	0	-----	2	3	.667	7	1	0	0	0	18
'09	13	22	59	.373	4	25	.160	1	10	.100	2	0	0	0	27	
'11*	23	4	10	.400	0	1	.000	0	0	-----	7	2	3	1	1	8
TOTAL	99	35	64	.547	1	5	.200	2	4	.500	33	6	5	2	1	73

CHAUNCEY BILLUPS

YR	MIN	FG	FGA	PCT	3FG	3FGA	PCT	FT	FTA	PCT	REB	AST	PF	STL	BLK	PTS
'09	19	2	5	.400	1	3	.333	0	0	-----	2	3	2	1	0	5
'10	26	6	11	.546	8	15	.533	0	0	-----	5	1	1	0	17	
TOTAL	45	8	16	.500	6	11	.546	0	0	-----	2	8	3	2	0	22

ALEX ENGLISH

YR	MIN	FG	FGA	PCT	3FG	3FGA	PCT	FT	FTA	PCT	REB	AST	PF	STL	BLK	PTS
'82	12	2	6	.333	0	0	-----	0	0	-----	5	1	2	1	0	4
'83*	23	7	14	.500	0	0	-----	0	1	.000	4	0	2	1	2	14
'84*	19	6	8	.750	0	0	-----	1	1	1.000	0	2	2	1	1	13
'85	14	0	3	.000	0	0	-----	0	0	-----	2	1	1	0	0	0
'86	16	8	12	.667	0	0	-----	0	0	-----	1	2	0	0	1	16
'87	13	0	6	.000	0	0	-----	0	0	-----	0	1	1	0	0	0
'88*	22	5	10	.500	0	0	-----	0	0	-----	3	4	0	1	0	10
'89*	29	8	13	.615	0	0	-----	0	0	-----	3	4	0	2	0	16
TOTAL	161	36	72	.500	0	0	-----	1	2	.500	18	13	8	6	3	60

DAN ISSEL

YR	MIN	FG	FGA	PCT	3FG	3FGA	PCT	FT	FTA	PCT	REB	AST	PF	STL	BLK	PTS
'77*	10	0	3	.000	0	0	-----	0	0	-----	1	0	0	-----	0	0
TOTAL	10	0	3	.000	0	0	-----	0	0	-----	1	0	0	0	0	0

ALLEN IVERSON

YR	MIN	FG	FGA	PCT	3FG	3FGA	PCT	FT	FTA	PCT	REB	AST	PF	STL	BLK	PTS
'07	Did Not Play --- Injury															
'08*	14	3	4	.750	0	0	-----	1	2	.500	3	1	0	1	0	7
TOTAL	14	3	4	.750	0	0	-----	1	2	.500	3	1	0	1	0	7

BOBBY JONES

YR	MIN	FG	FGA	PCT	3FG	3FGA	PCT	FT	FTA	PCT	REB	AST	PF	STL	BLK	PTS
'77*	14	1	4	.250	0	0	-----	0	0	-----	0	3	0	-----	1	2
'78	18	1	3	.333	0	0	-----	0	0	-----	6	2	4	-----	1	2
TOTAL	32	2	7	.286	0	0	-----	0	0	-----	6	5	4	-----	2	6

NIKOLA Jokić

YR	MIN	FG	FGA	PCT	3FG	3FGA	PCT	FT	FTA	PCT	REB	AST	PF	STL	BLK	PTS
'19	13	3	4	.750	0	0	---	0	0	---	9	0	1	0	0	6
'20	12	2	4	.500	1	3	.333	0	0	---	2	1	1	1	0	5
'21	19	3	4	.750	0	0	---	0	0	---	7	5	1	0	1	6
'22	21	4	5	.800	2	3	.667	0	0	0	9	8	0	1	0	10
'23	26	2	4	.500	0	1	0	0	0	0	5	6	0	2	0	4
TOTAL	91	14	21	.667	3	7	.429	0	0	0	32	20	3	4	1	31

FAT LEVER

YR	MIN	FG	FGA	PCT	3FG	3FGA	PCT	FT	FTA	PCT	REB	AST	PF	STL	BLK	PTS
'88*	31	7	14	.500	0	0	-----	3	4	.750	4	3	4	0	0	17
'90	22	7	13	.539	0	2	.000	2	2	1.000	3	2	0	2	0	16
TOTAL	53	14	27	.519	0	2	.000	5	6	.833	7	5	4	2	0	33





ANTONIO McDYESS

YR	MIN	FG	FGA	PCT	3FG	3FGA	PCT	FT	FTA	PCT	REB	AST	PF	STL	BLK	PTS
'01	15	4	9	.444	0	0	-----	0	0	-----	8	2	2	1	0	8
TOTAL	15	4	9	.444	0	0	-----	0	0	-----	8	2	2	1	0	8

GEORGE MCGINNIS

YR	MIN	FG	FGA	PCT	3FG	3FGA	PCT	FT	FTA	PCT	REB	AST	PF	STL	BLK	PTS
'79*	25	5	12	.417	0	0	-----	6	11	.546	6	3	4	-----	0	16
TOTAL	25	5	12	.417	0	0	-----	6	11	.546	6	3	4	-----	0	16

DIKEMBE MUTOMBO

YR	MIN	FG	FGA	PCT	3FG	3FGA	PCT	FT	FTA	PCT	REB	AST	PF	STL	BLK	PTS
'92	10	2	4	.500	0	0	-----	0	0	-----	2	1	0	1	0	4
'95	20	6	8	.750	0	0	-----	0	0	-----	8	1	3	0	4	12
'96	11	2	4	.500	0	0	-----	0	0	-----	9	0	3	0	0	4
TOTAL	41	10	16	.625	0	0	-----	0	0	-----	19	2	6	1	4	20

CALVIN NATT

YR	MIN	FG	FGA	PCT	3FG	3FGA	PCT	FT	FTA	PCT	REB	AST	PF	STL	BLK	PTS
'85	11	1	3	.333	0	0	-----	1	2	.500	3	1	1	0	0	3
TOTAL	11	1	3	.333	0	0	-----	1	2	.500	3	1	1	0	0	3

DAVID THOMPSON

YR	MIN	FG	FGA	PCT	3FG	3FGA	PCT	FT	FTA	PCT	REB	AST	PF	STL	BLK	PTS
'77*	29	7	9	.778	0	0	-----	4	6	.667	7	3	3	-----	0	18
'78*	35	10	16	.625	0	0	-----	2	4	.500	3	3	4	-----	0	22
'79*	34	11	17	.647	0	0	-----	3	7	.429	5	2	4	-----	1	25
TOTAL	98	28	42	.667	0	0	-----	9	17	.529	15	8	11	-----	1	65

KIKI VANDEWEGHE

YR	MIN	FG	FGA	PCT	3FG	3FGA	PCT	FT	FTA	PCT	REB	AST	PF	STL	BLK	PTS
'83	14	3	4	.750	0	0	-----	1	2	.500	3	1	0	1	0	7
'84	26	7	13	.538	0	0	-----	0	0	-----	3	1	2	0	0	14
TOTAL	40	10	17	.588	0	0	-----	1	2	.500	6	2	6	1	0	21

*Denotes Starter





40 | Byron Beck

Jersey Number Retired: December 16, 1977

Byron Beck's name can be found next to the word "first" in several places in the Nuggets history books. He was the first player signed by the original Denver Rockets franchise in 1967 and fittingly, his was the first number retired by the Nuggets.


Beck, who played for the Rockets/Nuggets from 1967-77, was one of the best pure shooters in ABA history, and his sweeping hook shot was a team trademark for its first 10 years.

The two-time ABA All-Star (1969; '76) never averaged more than 14.5 points per game in a season; nonetheless, he stands in sixth place on the Nuggets all-time scoring list (8,603) - a true reflection of his

consistency. In addition, he ranks second in rebounds (5,261) and third in games played (747).

Beck always stepped up his play at crunch time. In the 1973 ABA Playoffs, Beck averaged nearly 20 points per night. In 1976, he helped lead the Nuggets to the ABA Finals. Beck appeared in 66 playoff games with Denver, posting a 12.8 scoring average - more than a point per game higher than his career regular season average.

The former University of Denver star was a fan-favorite and his work in the community earned him considerable respect off the court. Beck was the leading Nugget in personal appearances and he was the Denver sports co-chairman for Labor Day's Muscular Dystrophy Telethon.



44 | Dan Issel

Jersey Number Retired: April 5, 1985

The name Dan Issel became synonymous with the Denver Nuggets during his playing days from 1975-85 and it still is today. Nicknamed "The Horse", Issel is one of the most popular sports figures in Colorado history.

Issel never failed to respond when duty called and was one of the most durable players in pro basketball history. In his 15-year pro career, Issel played in 1,218 of 1,242 possible games.

When he retired in 1985, he left as the Nuggets all-time leading scorer and rebounder after notching 16,589 points and 6,630 boards. He still ranks among the top five in nearly every statistical category on the Nuggets all-time list.

One of the most prolific scorers in basketball history, Issel ranks eighth on the combined ABA/NBA all-time scoring list with 27,482 points. He trails only Kareem Abdul-Jabbar, Karl Malone, Michael Jordan,

Wilt Chamberlain, Julius Erving, Moses Malone and Shaquille O'Neal.

There was more to Issel than his on the court prowess, however. He was also a leader in the community. In 1985, the Professional Basketball Writers Association of America recognized that and presented Issel with the J. Walter Kennedy Award for community service.

In 1992, Issel returned to the Nuggets, this time as their head coach. He orchestrated a tremendous turnaround, taking a club that had won just 44 games in two years prior to his arrival and leading them to the NBA Playoffs in just two seasons. He re-joined the franchise in 1998 as General Manager and subsequently served as President and Head Coach until 2001.

"The Horse", a 1976 ABA All-Star and a '77 NBA All-Star, became the first Nugget to be elected into the Basketball Hall of Fame in 1993.



33 | David Thompson

Jersey Number Retired: November 7, 1992

Before there was Michael Jordan, there was David Thompson. Nicknamed "Skywalker", Thompson dazzled Nuggets fans from 1975-82 with his incredible leaping ability, crowd-pleasing dunks and seemingly effortless scoring ability.

In his seven seasons, Thompson racked up 11,992 points - good for fourth on Denver's all-time scoring list. In addition, he still ranks in the top five in nearly every major scoring category in Nuggets history.

After the Nuggets acquired his draft rights in 1975, Thompson made an immediate impact. In his first year, he captured ABA and pro basketball Rookie of the Year honors after averaging 26.0 points per game. He was also named MVP of the 1976 ABA All-Star Game.

Nothing changed when the Nuggets entered the NBA. "DT" was named to the All-NBA First Team in 1977 and '78 and he made three-straight NBA All-Star appearances, earning MVP honors in the 1979 contest. He is the only player to ever be named MVP in both an ABA and NBA All-Star game.

On April 9, 1978, the 6'4" guard poured in a career-high 73 points against the Detroit Pistons. The 73 points are a Nugget single-game record and are tied for the third-most ever scored by an individual in a non-overtime game in NBA history.

Thompson was traded to Seattle in the summer of 1982, ending his illustrious seven-year career in Denver. DT was inducted into the Basketball Hall of Fame in 1996.





2 | Alex English

Jersey Number Retired: March 2, 1993

Alex English's career can best be summed up with one word: consistency. In 10 of his 11 seasons with the Nuggets (1979-90), English averaged better than 21 points per game. In eight of those 11 years, he scored more than 25 per game.

When he departed as a free agent in 1990, English left as the Nuggets all-time leading scorer - having notched 21,645 points - and his career average of 25.9 ppg is the best in Nuggets history. He also ranks 13th on the NBA's all-time scoring list.

The eight-time NBA All-Star is also the Nuggets career leader in games played, minutes played, field goals made, field goals attempted and assists. Additionally, he ranks third in steals, fourth in rebounds and fifth in blocked shots.

In each of his first 10 seasons with the Nuggets, English finished among the top 10 in the NBA in scor-

ing. In 1982-83, he became the first and only Nugget to lead the league in scoring with a 28.4 average. English also holds the distinction of leading the NBA in scoring during the decade of the '80s, after compiling 19,682 points.

A second-team All-NBA member in 1982, '83 and '86, English guided the Nuggets to Division championships in 1984-85 and '87-88.

Also a leader in the community, English was presented the J. Walter Kennedy Citizenship Award for community service in 1988. In 1985, he convinced NBA players to donate their shares from the All-Star game to Interaction Ethiopia, a relief fund.

He was inducted into the Basketball Hall of Fame in 1997.



432 | Doug Moe

Nuggets Total Wins Retired: Nov. 7, 2002

Doug Moe was the face and personality of the Nuggets throughout the '80s - one of the most successful eras in club history - serving as the team's charismatic head coach from 1980-90.

On Dec. 18, 1980, Moe assumed head coaching duties following the departure of Donnie Walsh. Over the next 10 years, he racked up 432 regular season wins and 24 postseason victories - both team records. He guided the Nuggets to nine-straight playoff appearances, including a trip to the 1985 Western Conference Finals, and two Midwest Division titles in '84-85 and '87-88. In '87-88, the Nuggets won a franchise-record 54 games, earning Moe NBA Coach of the Year honors.


Moe's "passing game" offense was one of the most feared in the NBA during the '80s. The Nuggets averaged no fewer than 114.6 ppg in each of his years and averaged better than 120.0 ppg for five-straight

seasons ('80-85). In fact, the Nuggets led the NBA in scoring in six of Moe's 10 years in Denver.

Moe's clubs produced 13 All-Star selections and three of his players, David Thompson, Dan Issel and Alex English, have been inducted into the Basketball Hall of Fame.

Affectionately known as the "Big Stiff", Moe began his career with the Nuggets in the ABA as an assistant coach on Larry Brown's staff from '74-76. During those two seasons, the Nuggets posted a 125-43 record and advanced to the 1976 ABA Finals.

He also served as head coach of the San Antonio Spurs ('76-80) and Philadelphia 76ers ('92-93) and compiled 628 career wins, the 20th-most in NBA history.



55 | Dikembe Mutombo

Jersey Number Retired: October 29, 2016

Dikembe Mutombo was inducted into the Naismith Basketball Hall of Fame in September 2015 and will become the fifth player and sixth representative in team history to have his number enshrined in the rafters. He joins fellow Nuggets greats Byron Beck (#40), Alex English (#2), Dan Issel (#44), David Thompson (#33) and Doug Moe, who coached the team to a franchise-record 432 wins. This will mark the first time that the Nuggets have retired a player's number at Pepsi Center.

Drafted fourth overall by Denver in the 1991 NBA Draft, Mutombo played for the Nuggets from 1991 to 1996, compiling averages of 12.9 points, 12.3 rebounds and 3.8 blocks in 391 total games. As a member of the Nuggets, Mutombo was a three-time NBA All-Star ('92, '95 and '96), three-time NBA blocked shots leader ('93-94, '94-95, '95-96), named Defensive Player of the Year in '94-95

and was instrumental in helping the Nuggets become the first eighth-seeded team to defeat a number one seed in NBA Playoff history. Mutombo still remains the Nuggets all-time leader in blocked shots (1,486) and career rebounding average (12.3 per game) while ranking third in rebounds (4,811) and 19th in points (5,054).

In addition to his on-court accolades, Mutombo's humanitarian efforts shine even brighter. He created the Dikembe Mutombo Foundation in 1997, opened the Biamba Marie Mutombo Hospital in the Democratic Republic of Congo in 2007 and has been one of the leaders of the Basketball Without Borders program in Africa for over 15 years. Former NBA Commissioner David Stern appointed Mutombo to the role of Global Ambassador in 2009.





12 | Lafayette “Fat” Lever

Jersey Number Retired: December 2, 2017

Lever was a member of the Nuggets from 1984 through 1990. In 474 games spanning six seasons with Denver, he averaged 17.0 points, 7.6 rebounds, 7.5 assists and 2.46 steals per game. The Nuggets reached the postseason in all six of Lever’s years while playing under Head Coach Doug Moe and his up-tempo system, including a trip to the Western Conference Finals in 1985.

Lever earned an All-Star spot in both the 1988 and 1990 seasons and was named to the All-NBA Second Team in 1986-87 and the All-Defensive Second Team in 1987-88. He is scattered throughout the Nuggets’ all-time leaderboards, ranking 1st in steals (1,167), 2nd in assists (3,566), 7th in points (8,081), 7th in made field goals (3,304), 7th in minutes played (16,867) and 8th in rebounds (3,621).

The Pine Bluff, Arkansas native also earned the reputation as a prolific triple-double threat during his time in Denver. He registered 46 triple-doubles as a Nugget (including three in the playoffs), far and away the most in franchise history. He is currently one of only seven NBA players since 1983-84 to have registered a triple-double with steals and is the only Nugget in team history to ever do so. Lever led the NBA in triple-doubles (16) in 1986-87, tied for the most in the league (12) in 1987-88 and came in 3rd (10) in 1988-89. Over that three-year span, Lever ranked 2nd in the NBA in total triple-doubles with 38, trailing only Magic Johnson (43) and ahead of Michael Jordan (18).





ALL-TIME NUGGETS COACHES (ABA 1967-75, NBA 1976 TO PRESENT)

YEAR	COACH	REGULAR SEASON		PLAYOFFS	
		WON	LOST	WON	LOST
1967-68	Bob Bass	45	33	2	3
1968-69	Bob Bass	44	34	3	4
1969-70	John McClendon	9	19	-	-
	Joe Belmont	42	14	5	7
1970-71	Joe Belmont	3	10	-	-
	Stan Albeck	27	44	-	-
1971-72	Alex Hannum	34	50	3	4
1972-73	Alex Hannum	47	37	1	4
1973-74	Alex Hannum	37	47	-	-
1974-75	Larry Brown	65	19	7	6
1975-76	Larry Brown	60	24	6	7
1976-77	Larry Brown	50	32	2	4
1977-78	Larry Brown	48	34	6	7
1978-79	Larry Brown	28	25	-	-
	Donnie Walsh	19	10	1	2
1979-80	Donnie Walsh	30	52	-	-
1980-81	Donnie Walsh	11	20	-	-
	Doug Moe	26	25	-	-
1981-82	Doug Moe	46	36	1	2
1982-83	Doug Moe	45	37	3	5
1983-84	Doug Moe	38	44	2	3
1984-85	Doug Moe	52	30	8	7
1985-86	Doug Moe	47	35	5	5
1986-87	Doug Moe	37	45	0	3
1987-88	Doug Moe	54	28	5	6
1988-89	Doug Moe	44	38	0	3
1989-90	Doug Moe	43	39	0	3
1990-91	Paul Westhead	20	62	-	-
1991-92	Paul Westhead	24	58	-	-
1992-93	Dan Issel	36	46	-	-
1993-94	Dan Issel	42	40	6	6
1994-95	Dan Issel	18	16	-	-
	Gene Littles	3	13	-	-
	Bernie Bickerstaff	20	12	0	3
1995-96	Bernie Bickerstaff	35	47	-	-
1996-97	Bernie Bickerstaff	4	9	-	-
	Dick Motta	17	52	-	-
1997-98	Bill Hanzlik	11	71	-	-
1998-99	Mike D'Antoni	14	36	-	-
1999-00	Dan Issel	35	47	-	-
2000-01	Dan Issel	40	42	-	-
2001-02	Dan Issel	9	17	-	-
	Mike Evans	18	38	-	-
2002-03	Jeff Bzdelik	17	65	-	-
2003-04	Jeff Bzdelik	43	39	1	4
2004-05	Jeff Bzdelik	13	15	-	-
	Michael Cooper	4	10	-	-
	George Karl	32	8	1	4
2005-06	George Karl	44	38	1	4
2006-07	George Karl	45	37	1	4
2007-08	George Karl	50	32	0	4
2008-09	George Karl	54	28	10	6
2009-10	George Karl	53	29	2	4
2010-11	George Karl	50	32	1	4
2011-12	George Karl	38	28	3	4
2012-13	George Karl	57	25	2	4
2013-14	Brian Shaw	36	46	-	-
2014-15	Brian Shaw	20	39	-	-
	Melvin Hunt	10	13	-	-
2015-16	Michael Malone	33	49	-	-
2016-17	Michael Malone	40	42	-	-
2017-18	Michael Malone	46	36	-	-
2018-19	Michael Malone	54	28	7	7
2019-20	Michael Malone	46	27	9	10
2020-21	Michael Malone	47	25	4	6
2021-22	Michael Malone	48	34	1	4
2022-23	Michael Malone	53	29	16	4





ALL-TIME COACHING RECORDS

COACH	REGULAR SEASON			PLAYOFFS		
	WON	LOST	PCT.	WON	LOST	PCT.
Bob Bass	89	67	.571	5	7	.471
John McClendon	9	19	.321	-	-	-
Joe Belmont	45	24	.652	5	7	.471
Stan Albeck	27	44	.380	-	-	-
Alex Hannum	118	134	.468	4	8	.333
Larry Brown	251	134	.649	21	24	.467
Donnie Walsh	60	82	.423	1	2	.333
Doug Moe	432	357	.548	24	37	.393
Paul Westhead	44	120	.268	-	-	-
Dan Issel	180	208	.464	6	6	.500
Gene Littles	3	13	.188	-	-	-
Bernie Bickerstaff	59	68	.465	0	3	.000
Dick Motta	17	52	.246	-	-	-
Bill Hanzlik	11	71	.134	-	-	-
Mike D'Antoni	14	36	.280	-	-	-
Mike Evans	18	38	.321	-	-	-
Jeff Bzdelik	60	104	.366	1	4	.200
Michael Cooper	4	10	.286	-	-	-
George Karl	423	257	.622	21	38	.355
Brian Shaw	56	85	.397	-	-	-
Melvin Hunt	10	13	.434	-	-	-
Michael Malone	397	270	.576	37	31	.544
ABA Totals	413	331	.555	27	35	.436
NBA Totals	1897	1890	.501	98	132	.426





NBA REGULAR SEASON

TEAM	SEASONS	HOME W-L	ROAD W-L	OVERALL W-L	PCT.
Atlanta Hawks	44	32-15	10-36	42-51	.452
Boston Celtics	45	28-19	9-38	37-57	.394
Brooklyn Nets	9	4-5	2-7	6-12	.333
New Jersey Nets	36	31-8	13-24	44-32	.579
Total (Nets)	45	35-13	15-31	50-44	.532
Charlotte Hornets	21	14-8	7-14	21-22	.488
Charlotte Bobcats	10	7-2	5-5	12-7	.631
Total (Charlotte)	31	21-10	12-19	33-29	.532
Chicago Bulls	43	37-10	18-30	55-40	.579
Cleveland Cavaliers	44	33-14	18-27	51-41	.554
Dallas Mavericks	41	56-35	31-57	87-92	.486
Detroit Pistons	44	28-19	14-32	42-51	.452
Golden State Warriors	45	66-24	31-60	97-84	.536
Houston Rockets	45	57-39	34-63	91-102	.472
Indiana Pacers	45	30-16	18-30	48-46	.511
Los Angeles Clippers	37	50-22	25-46	75-68	.524
San Diego Clippers	6	13-2	6-9	19-11	.633
Buffalo Braves	2	4-0	1-3	5-3	.625
Total (Clippers)	45	67-24	32-58	99-82	.547
Los Angeles Lakers	45	44-47	28-63	72-110	.396
Memphis Grizzlies	20	28-7	15-21	43-28	.606
Vancouver Grizzlies	6	10-2	6-6	16-8	.667
Total (Grizzlies)	26	38-9	21-27	59-36	.621
Miami Heat	33	21-14	13-20	34-34	.500
Milwaukee Bucks	44	40-10	22-27	62-37	.626
Minnesota Timberwolves	32	45-21	39-28	84-49	.632
New Orleans Pelicans	8	8-6	8-6	16-12	.571
New Orleans Hornets	9	10-5	6-8	16-13	.552
New Orleans/OKC Hornets	2	1-2	3-1	4-3	.571
Total (New Orleans)	19	19-13	17-15	36-28	.563
New York Knicks	44	31-15	18-29	49-44	.527
Oklahoma City Thunder	13	16-8	11-14	27-22	.551
Seattle SuperSonics	32	42-27	19-50	61-77	.442
Total (Thunder)	45	58-35	30-64	88-99	.471
Orlando Magic	31	22-10	11-22	33-32	.508
Philadelphia 76ers	44	25-20	16-31	41-51	.446
Phoenix Suns	45	55-37	29-61	84-98	.462
Portland Trail Blazers	45	63-30	24-70	87-100	.465
Sacramento Kings	36	48-21	22-49	70-70	.500
Kansas City Kings	9	17-7	8-16	25-23	.521
Total (Kings)	45	65-28	30-65	95-93	.505
San Antonio Spurs	45	53-43	20-76	73-119	.380
Toronto Raptors	26	18-7	12-13	30-20	.600
Utah Jazz	42	57-38	18-76	75-114	.397
New Orleans Jazz	3	6-0	3-3	9-3	.750
Total (Jazz)	45	63-38	21-79	84-117	.418
Washington Wizards	45	28-19	25-22	53-41	.564
TOTALS	45	1,178-634	618-1,212	1,796-1,827	.496

NBA PLAYOFFS

TEAM	SERIES	HOME W-L	ROAD W-L	OVERALL W-L	PCT.
Dallas Mavericks	2	4-2	2-3	6-5	.546
Golden State Warriors	1	2-1	0-3	2-4	.333
Houston Rockets	1	2-1	0-3	2-4	.333
Los Angeles Clippers	2	2-3	3-4	5-7	.417
Los Angeles Lakers	7	5-10	3-15	8-25	.242
Milwaukee Bucks	1	3-1	1-2	4-3	.571
Minnesota Timberwolves	1	1-1	0-3	1-4	.200
New Orleans Hornets	1	3-0	1-1	4-1	.800
Phoenix Suns	4	2-4	1-6	3-10	.231
Portland Trail Blazers	4	7-5	5-6	12-11	.522
San Antonio Spurs	7	6-9	4-14	10-23	.303
Seattle Sonics/OKC Thunder	4	7-3	2-9	9-12	.429
Utah Jazz	5	11-4	4-11	15-15	.500
TOTALS	40	55-42	26-80	81-122	.399





YEAR	REGULAR SEASON			PLACE	PLAYOFFS		
	W	L	PCT		W	L	PCT
1976-77	50	32	.610	1st MW	2	4	.333
1977-78	48	34	.585	1st MW	6	7	.462
1978-79	47	35	.573	2nd MW	1	2	.333
1979-80	30	52	.366	3rd MW	-	-	----
1980-81	37	45	.451	4th MW	-	-	----
1981-82	46	36	.561	2nd MW	1	2	.333
1982-83	45	37	.549	2nd MW	3	5	.375
1983-84	38	44	.463	3rd MW	2	3	.400
1984-85	52	30	.634	1st MW	8	7	.533
1985-86	47	35	.573	2nd MW	5	5	.500
1986-87	37	45	.451	4th MW	0	3	.000
1987-88	54	28	.659	1st MW	5	6	.455
1988-89	44	38	.537	3rd MW	0	3	.000
1989-90	43	39	.524	4th MW	0	3	.000
1990-91	20	62	.244	7th MW	-	-	----
1991-92	24	58	.293	4th MW	-	-	----
1992-93	36	46	.439	4th MW	-	-	----
1993-94	42	40	.512	4th MW	6	6	.500
1994-95	41	41	.500	4th MW	0	3	.000
1995-96	35	47	.427	4th MW	-	-	----
1996-97	21	61	.256	5th MW	-	-	----
1997-98	11	71	.134	7th MW	-	-	----
1998-99	14	36	.280	6th MW	-	-	----
1999-00	35	47	.427	5th MW	-	-	----
2000-01	40	42	.488	6th MW	-	-	----
2001-02	27	55	.329	6th MW	-	-	----
2002-03	17	65	.207	7th MW	-	-	----
2003-04	43	39	.524	6th MW	1	4	.200
2004-05	49	33	.598	2nd NW	1	4	.200
2005-06	44	38	.537	1st NW	1	4	.200
2006-07	45	37	.549	2nd NW	1	4	.200
2007-08	50	32	.610	2nd NW	0	4	.000
2008-09	54	28	.659	1st NW	10	6	.625
2009-10	53	29	.646	1st NW	2	4	.333
2010-11	50	32	.610	2nd NW	1	4	.200
2011-12	38	28	.576	2nd NW	3	4	.429
2012-13	57	25	.695	2nd NW	2	4	.333
2013-14	36	46	.439	4th NW	-	-	----
2014-15	30	52	.366	4th NW	-	-	----
2015-16	33	49	.402	4th NW	-	-	----
2016-17	40	42	.488	4th NW	-	-	----
2017-18	46	36	.561	5th NW	-	-	----
2018-19	54	28	.659	1st NW	7	7	.500
2019-20	46	27	.630	1st NW	9	10	.474
2020-21	47	25	.653	2nd NW	4	6	.400
2021-22	48	34	.483	2nd NW	4	1	.476
2022-23	53	29	.504	1st NW	16	4	.492
TOTALS	1,897	1,890	.511		101	129	.470





HOME-ROAD

YEAR	HOME	ROAD	OVERALL	YEAR	HOME	ROAD	OVERALL
1976-77	36-5	14-27	50-32	2000-01	29-12	11-30	40-42
1977-78	33-8	15-26	48-34	2001-02	20-21	7-34	27-55
1978-79	29-12	18-23	47-35	2002-03	13-28	4-37	17-65
1979-80	24-17	6-35	30-52	2003-04	29-12	14-27	43-39
1980-81	23-18	14-27	37-45	2004-05	31-10	18-23	49-33
1981-82	29-12	17-24	46-36	2005-06	26-15	18-23	44-38
1982-83	29-12	16-25	45-37	2006-07	23-18	22-19	45-37
1983-84	27-14	11-30	38-44	2007-08	33-8	17-24	50-32
1984-85	34-7	18-23	52-30	2008-09	33-8	21-20	54-28
1985-86	34-7	13-28	47-35	2009-10	34-7	19-22	53-29
1986-87	27-14	10-31	37-45	2010-11	33-8	17-24	50-32
1987-88	35-6	19-22	54-28	2011-12	20-13	18-15	38-28
1988-89	35-6	9-32	44-38	2012-13	38-3	19-22	57-25
1989-90	28-13	15-26	43-39	2013-14	22-19	14-27	36-46
1990-91	17-24	3-38	20-62	2014-15	19-22	11-30	30-52
1991-92	18-23	6-35	24-58	2015-16	18-23	15-26	33-49
1992-93	28-13	8-33	36-46	2016-17	22-19	18-23	40-42
1993-94	28-13	14-27	42-40	2017-18	31-10	15-26	46-36
1994-95	23-18	18-23	41-41	2018-19	34-7	20-21	54-28
1995-96	24-17	11-30	35-47	2019-20	26-11	20-16	46-27
1996-97	12-29	9-32	21-61	2020-21	25-11	22-14	47-25
1997-98	9-32	2-39	11-71	2021-22	23-18	25-16	48-34
1998-99	12-13	2-23	14-36	2022-23	34-7	19-22	53-29
1999-00	25-16	10-31	35-47	TOTALS	1235-659	662-1250	1897-1890



FRANCHISE HISTORY



YEAR		OCT	NOV	DEC	JAN	FEB	MAR	APR
76-77	Home	3-0	7-0	7-1	7-2	6-0	5-2	1-0
	Road	1-0	2-5	3-4	2-3	2-5	2-7	2-3
	Total	4-0	9-5	10-5	9-5	8-5	7-9	3-3
77-78	Home	4-0	6-0	5-1	6-2	6-1	4-4	2-0
	Road	0-2	4-6	2-4	4-2	2-5	1-5	2-2
	Total	4-2	10-6	7-5	10-4	8-6	5-9	4-2
78-79	Home	4-0	2-3	5-3	7-2	5-2	6-2	0-0
	Road	2-3	2-7	2-3	4-4	2-4	3-0	3-2
	Total	6-3	4-10	7-6	11-6	7-6	9-2	3-2
79-80	Home		2-4	4-3	5-1	4-4	5-3	4-2
	Road		0-4	3-6	0-8	1-7	1-2	1-8
	Total		2-8	7-9	5-9	5-11	6-5	5-10
80-81	Home		1-4	4-2	3-3	4-4	6-3	5-2
	Road		1-3	4-5	0-7	3-4	1-3	5-5
	Total		2-7	8-7	3-10	7-8	7-6	10-7
81-82	Home	1-0	5-1	3-4	5-2	4-4	8-1	3-0
	Road	0-1	2-3	3-6	4-3	2-4	5-1	1-6
	Total	1-1	7-4	6-10	9-5	6-8	13-2	4-6
82-83	Home	1-1	3-4	3-3	7-1	4-1	7-2	4-0
	Road	0-0	3-5	3-4	2-6	3-5	3-3	2-2
	Total	1-1	6-9	6-7	9-7	7-6	10-5	6-2
83-84	Home	1-0	5-3	4-3	4-2	3-4	8-0	2-2
	Road	0-1	3-4	1-7	1-5	3-6	2-5	1-2
	Total	1-1	8-7	5-10	5-7	6-10	10-5	3-4
84-85	Home	1-0	7-0	4-4	8-2	5-0	7-0	2-1
	Road	0-1	4-2	3-5	3-3	3-4	3-5	2-3
	Total	1-1	11-2	7-9	11-5	8-4	10-5	4-4
85-86	Home	2-0	7-2	5-1	6-1	7-0	6-2	1-1
	Road	2-0	1-4	2-5	2-7	2-4	2-5	2-3
	Total	4-0	8-6	7-6	8-8	9-4	8-7	3-4
86-87	Home	1-0	7-1	2-3	6-2	3-4	5-3	3-1
	Road	0-0	0-6	3-7	1-6	1-5	3-4	2-3
	Total	1-0	7-7	5-10	7-8	4-9	8-7	5-4
87-88	Home		6-1	5-1	5-1	6-2	7-1	6-0
	Road		2-3	3-6	3-5	3-2	5-4	3-2
	Total		8-4	8-7	8-6	9-4	12-5	9-2
88-89	Home		8-1	5-2	4-2	8-0	5-0	5-1
	Road		1-3	3-5	1-9	0-4	3-6	1-4
	Total		9-4	8-7	5-11	8-4	8-6	6-5
89-90	Home		8-0	4-1	3-4	5-3	6-2	1-3
	Road		2-4	5-5	1-5	1-4	2-7	5-1
	Total		10-4	9-6	4-9	6-7	8-9	6-4
90-91	Home		3-5	2-3	6-3	2-4	4-5	1-3
	Road		0-6	1-9	1-4	0-6	0-7	0-7
	Total		3-11	3-12	7-7	2-10	4-12	1-10
91-92	Home		7-3	3-3	4-4	2-3	1-7	1-3
	Road		0-5	2-5	1-6	1-8	2-6	0-5
	Total		7-8	5-8	5-10	3-11	3-13	1-8
92-93	Home		4-2	2-4	7-1	5-1	5-4	5-1
	Road		1-5	0-8	1-6	2-5	2-5	2-4
	Total		5-7	2-12	8-7	7-6	7-9	7-5
93-94	Home		4-2	6-0	5-4	4-2	7-1	2-4
	Road		2-5	2-6	1-4	3-5	1-4	5-3
	Total		6-7	8-6	6-8	7-7	8-5	7-7
94-95	Home		4-4	5-2	4-3	3-4	4-1	3-4
	Road		2-2	3-5	1-7	2-4	6-4	4-1
	Total		6-6	8-7	5-10	5-8	10-5	7-5
95-96	Home		2-3	6-1	2-5	5-2	5-3	4-3
	Road		2-6	3-6	3-4	0-5	2-6	1-3
	Total		4-9	9-7	5-9	5-7	7-9	5-6
96-97	Home		2-6	2-4	3-5	2-4	3-5	0-5
	Road		3-5	1-7	3-4	1-6	0-5	1-5
	Total		5-11	3-11	6-9	3-10	3-10	1-10
97-98	Home	0-1	1-4	1-6	1-7	1-7	3-3	2-3
	Road	0-0	0-7	0-8	1-7	0-5	1-8	0-5
	Total	0-1	1-11	1-14	2-14	1-12	4-11	2-8
98-99	Home				5-3	3-5	4-5*	
	Road				0-6	0-9	2-8	
	Total				5-9	3-14	6-13*	
99-00	Home		6-2	6-2	5-4	2-2	2-4	4-2
	Road		0-5	3-4	0-5	3-6	2-9	2-2
	Total		6-7	9-6	5-9	5-8	4-13	6-4

YEAR		OCT	NOV	DEC	JAN	FEB	MAR	APR
00-01	Home		6-3	6-2	8-1	3-2	2-3	4-0
	Road		2-5	2-5	2-4	1-7	3-7	1-3
	Total		8-8	8-7	10-5	4-9	5-10	5-3
01-02	Home	0-0	5-5	3-4	2-5	1-4	4-4	5-0
	Road	1-0	1-4	0-6	1-6	2-4	2-8	0-5
	Total	1-0	6-9	3-10	3-11	3-8	6-12	5-5
02-03	Home	0-0	3-6	1-6	3-3	2-6	4-3	0-4
	Road	0-1	2-4	0-7	1-8	0-6	1-7	0-4
	Total	0-1	5-10	1-13	4-11	2-12	5-10	0-8
03-04	Home	1-0	6-1	6-3	5-4	4-1	4-3	3-0
	Road	0-1	3-4	3-4	4-4	1-6	2-6	1-2
	Total	1-1	9-5	9-7	9-8	5-7	6-9	4-2
04-05	Home		7-3	3-3	2-3	4-0	9-1	6-0
	Road		1-3	3-6	3-7	4-4	3-1	4-2
	Total		8-6	6-9	5-10	8-4	12-2	10-2
05-06	Home		6-3	3-4	6-2	3-3	6-1	2-2
	Road		2-5	3-5	5-3	2-2	5-4	1-4
	Total		8-8	6-9	11-5	5-5	11-5	3-6
06-07	Home		4-3	5-3	3-6	3-3	4-3	4-0
	Road		4-2	3-4	3-3	3-4	3-5	6-1
	Total		8-5	8-7	6-9	6-7	7-8	10-1
07-08	Home	1-0	6-2	5-3	7-0	4-2	7-0	3-1
	Road	0-0	3-5	3-2	2-6	4-3	3-6	2-2
	Total	1-0	9-7	8-5	9-6	8-5	10-6	5-3
08-09	Home		6-2	5-2	8-2	3-1	7-1	4-0
	Road	1-1	5-3	4-4	2-2	5-3	3-5	1-2
	Total	1-1	11-5	9-6	10-4	8-4	10-6	5-2
09-10	Home	1-0	6-1	6-1	8-1	4-2	5-1	4-1
	Road	1-0	4-4	2-6	4-2	3-3	4-6	1-1
	Total	2-0	10-5	8-7	12-3	7-5	9-7	5-2
10-11	Home	1-0	6-1	6-2	7-2	5-2	6-0	2-1
	Road	1-1	2-4	2-5	3-5	2-4	4-2	3-2
	Total	2-1	8-5	8-7	10-7	7-6	10-3	5-3
11-12	Home			1-0	6-3	3-5	5-4	5-1
	Road			1-2	6-2	2-5	4-3	5-3
	Total			2-2	12-5	5-10	9-7	10-4
12-13	Home	---	4-1	5-0	10-2	5-0	9-0	5-0
	Road	0-1	4-7	4-6	2-1	3-4	4-2	2-1
	Total	0-1	8-8	9-6	12-3	8-4	13-2	7-1
13-14	Home	---	6-2	1-5	5-4	2-4	5-3	3-1
	Road	0-1	3-3	4-5	3-3	1-5	2-7	1-3
	Total	0-1	9-5	5-10	8-7	3-9	7-10	4-4
14-15	Home	1-0	4-3	4-5	3-5	0-4	5-3	2-2
	Road	---	3-5	1-6	3-5	1-5	3-5	0-4
	Total	1-0	7-8	5-11	6-10	1-9	8-8	2-6
15-16	Home	0-1	3-5	2-4	4-5	2-3	6-2	1-3
	Road	1-0	2-6	4-5	2-4	3-4	3-6	0-1
	Total	1-1	5-11	6-9	6-9	5-7	9-8	1-4
16-17	Home	0-1	3-5	4-3	5-2	4-3	5-4	1-1
	Road	1-1	3-4	3-5	2-5	2-4	3-3	4-1
	Total	1-2	6-9	7-8	7-7	6-7	8-7	5-2
17-18	Home	1-1	8-1	3-2	7-3	5-2	3-1	4-0
	Road	2-3	1-4	4-6	0-5	2-1	5-6	1-1
	Total	3-4	9-5	7-8	7-8	7-3	8-7	5-1
18-19	Home	4-0	5-3	5-0	8-1	5-1	4-2	3-0
	Road	2-1	4-3	3-4	4-3	2-3	5-4	0-3
	Total	6-1	9-6	8-4	12-4	7-4	9-6	3-3
19-20	Home	1-1	7-1	7-2	4-2	4-1	2-1	1-3**
	Road	2-1	3-1	3-4	7-3	2-3	1-2	2-2**
	Total	3-2	10-2	10-6	11-5	6-4	3-3	3-5**
20-21	Home			1-2	4-3	4-2	5-2	11-2*
	Road			0-1	7-2	2-5	6-1	7-5^
	Total			1-3	11-5	6-7	11-3	18-7
21-22	Home	2-1	5-3	1-1	5-3	4-1	5-5	1-3
	Road	2-1	1-5	6-5	6-2	4-3	5-1	1-0
	Total	4-2	6-8	7-6	11-5	8-4	10-6	2-3
22-23	Home	3-0	3-2	7-3	10-1	5-0	4-3	2-0
	Road	1-3	7-2	2-4	2-3	4-3	3-4	0-3
	Total	4-3	10-4	9-5	12-4	9-3	7-7	2-3

*April record includes 0-3 in Mays

**April Record indicates games played in August due to COVID-19

^April record includes games played in May due to COVID-19





DATE	TEAMS	ATTENDANCE	RECORD
10/15/67	@Denver 110, Anaheim 105	2,748#	1-0
10/28/68	@New York 108, Denver 89	NA	1-1
10/19/69	New Orleans 109, @Denver 103	5,092#	2-1
10/14/70	@Utah 134, Denver 99	NA	2-2
10/13/71	@Utah 135, Denver 121	NA	2-3
10/14/72	@Denver 96, Indiana 90	4,731#	3-3
10/11/73	@Denver 135, San Diego 111	5,013#	4-3
10/19/74	@Denver 111, New York 103	6,252#	5-3
10/25/75	@Denver 118, St. Louis 101	12,202S	6-3
10/22/76	Denver 123, @Indiana 110	7,266	1-0
10/19/77	@Denver 133, Milwaukee 115	14,792	2-0
10/13/78	@Denver 118, San Antonio 117	14,099	3-0
10/13/79	Milwaukee 125, @Denver 99	12,554	3-1
10/10/80	San Antonio 113, @Denver 112	10,027	3-2
10/30/81	@Denver 134, Golden State 121	11,989	4-2
10/29/82	Dallas 125, @Denver 117	12,099	4-3
10/28/83	@Denver 139, Utah 125	10,439	5-3
10/27/84	@Denver 125, Golden State 121	8,526	6-3
10/25/85	Denver 119, @Golden State 105	6,593	7-3
10/31/86	@Denver 134, San Antonio 104	14,835	8-3
11/6/87	@Denver 139, L.A. Clippers 93	11,534	9-3
11/4/88	@Denver 120, Houston 117	14,876	10-3
11/3/89	@Utah 122, Denver 113	12,616	10-4
11/2/90	Golden State 162, @Denver 158	9,838	10-5
11/1/91	Golden State 108, @Denver 105	11,713	10-6
11/7/92	@Denver 125, San Antonio 121 (2OT)	17,022	11-6
11/5/93	@Sacramento 109, Denver 100	17,317	11-7
11/4/94	@Denver 130, Minnesota 108	17,171	12-7
11/3/95	@L.A. Lakers 98, Denver 96	16,345	12-8
11/1/96	Dallas 92, @Denver 91	16,104	12-9
10/31/97	San Antonio 107, @Denver 96	15,031	12-10
2/5/99	Minnesota 110, @Denver 92	17,171	12-11
11/2/99	@Denver 107, Phoenix 102 (OT)	19,099^	13-11
11/1/00	@Seattle 112, Denver 99	17,072	13-12
10/30/01	Denver 99, @Phoenix 96	16,421	14-12
10/30/02	@Minnesota 83, Denver 77	16,113	14-13
10/29/03	@Denver 80, San Antonio 72	17,429	15-13
11/2/04	@L.A. Lakers 89, Denver 78	18,997	15-14
11/1/05	@San Antonio 102, Denver 91	18,797	15-15
11/2/06	@L.A. Clippers 96, Denver 95	18,050	15-16
10/31/07	@Denver 120, Seattle 103	19,380	16-16
10/29/08	@Utah 98, Denver 94	19,911	16-17
10/28/09	@Denver 114, Utah 105	19,155	17-17
10/27/10	@Denver 110, Utah 88	19,155	18-17
12/26/11	Denver 115, @Dallas 93	20,408	19-17
10/31/12	@Philadelphia 84, Denver 75	19,101	19-18
10/30/13	@Sacramento 90, Denver 88	17,317	19-19
10/29/14	@Denver 89, Detroit 79	17,136	20-19
10/28/15	Denver 105, @Houston 85	18,240	21-19
10/26/16	Denver 107, @New Orleans 102	15,869	22-19
10/18/17	@Utah 106, Denver 96	17,588	22-20
10/17/18	Denver 107, @L.A. Clippers 98	19,068	23-20
10/23/19	Denver 108, @Portland 100	19,991	24-20
12/23/20	Sacramento 124, @Denver 122 (OT)	NA	24-21

Played in Denver's Auditorium Arena, capacity 6,985.

S First regular season game played in McNichols Sports Arena.

^ First regular season game played in Pepsi Center





DATE RECORD	TEAMS	ATTENDANCE	
10/15/67	Denver 110, Anaheim 105	2,748#	1-0
11/6/68	Denver 109, Indiana 107	3,238#	2-0
10/19/69	New Orleans 109, Denver 103	5,092#	2-1
10/21/70	Denver 133, Texas 115	4,066#	3-1
10/19/71	Indiana 122, Denver 117	3,714#	3-2
10/14/72	Denver 96, Indiana 90	4,731#	4-2
10/11/73	Denver 135, San Diego 111	5,013#	5-2
10/19/74	Denver 111, New York 103	6,252#	6-2
10/25/75	Denver 118, St. Louis 101	12,202S	7-2
10/23/76	Denver 120, Kansas City 99	15,683	1-0
10/19/77	Denver 133, Milwaukee 115	14,792	2-0
10/13/78	Denver 118, San Antonio 117	14,099	3-0
10/13/79	Milwaukee 125, Denver 99	12,554	3-1
10/10/80	San Antonio 113, Denver 112	10,027	3-2
10/30/81	Denver 134, Golden State 121	11,989	4-2
10/29/82	Dallas 125, Denver 117	12,099	4-3
10/28/83	Denver 139, Utah 125	10,439	5-3
10/27/84	Denver 125, Golden State 121	8,526	6-3
10/26/85	Denver 126, Sacramento 112	9,309	7-3
10/31/86	Denver 134, San Antonio 104	14,835	8-3
11/6/87	Denver 139, L.A. Clippers 93	11,534	9-3
11/4/88	Denver 120, Houston 117	14,876	10-3
11/4/89	Denver 135, Phoenix 132	12,439	11-3
11/2/90	Golden State 162, Denver 158	9,838	11-4
11/1/91	Golden State 108, Denver 105	11,713	11-5
11/7/92	Denver 125, San Antonio 121 (2OT)	17,022	12-5
11/7/93	Denver 99, L.A. Clippers 97	17,171	13-5
11/4/94	Denver 130, Minnesota 108	17,171	14-5
11/4/95	San Antonio 116, Denver 108	17,171	14-6
11/1/96	Dallas 92, Denver 91	16,104	14-7
10/31/97	San Antonio 107, Denver 96	15,031	14-8
2/5/99	Minnesota 110, Denver 92	17,171	14-9
11/2/99	Denver 107, Phoenix 102 (OT)	19,099^	15-9
11/2/00	Denver 101, Golden State 97	15,790	16-9
11/1/01	Milwaukee 102, Denver 101	18,634	16-10
11/1/02	Houston 84, Denver 73	18,030	16-11
10/29/03	Denver 80, San Antonio 72	17,429	17-11
11/4/04	Denver 94, Minnesota 92 (OT)	19,099	18-11
11/2/05	L.A. Lakers 99, Denver 97 (OT)	19,245	18-12
11/3/06	Minnesota 112, Denver 109	19,234	18-13
10/31/07	Denver 120, Seattle 103	19,380	19-13
11/1/08	L.A. Lakers 104, Denver 97	19,651	19-14
10/28/09	Denver 114, Utah 105	19,155	20-14
10/27/10	Denver 110, Utah 88	19,155	21-14
12/28/11	Denver 117, Utah 100	19,155	22-14
11/6/12	Denver 109, Detroit 97	19,155	23-14
11/1/13	Portland 113, Denver 98	19,155	23-15
10/29/14	Denver 89, Detroit 79	17,136	24-15
10/30/15	Minnesota 95, Denver 78	17,660	24-16
10/29/16	Portland 115, Denver 113 (OT)	18,055	24-17
10/21/17	Denver 96, Sacramento 79	19,520	25-17
10/20/18	Denver 119, Phoenix 91	19,592	26-17
10/25/19	Denver 108, Phoenix 107 (OT)	19,557	27-17
12/23/20	Sacramento 124, Denver 122 (OT)	NA	27-18
10/22/2021	Denver 102, San Antonio 96	16,074	2-0
10/22/2022	Denver 122, Oklahoma City 117	19,983	2-1

Played in Denver's Auditorium Arena, capacity 6,985.

S First regular season game played in McNichols Sports Arena.

^ First regular season game played in the Pepsi Center





DATE	TEAMS	RECORD
10/19/67	Denver 104, Oakland 91	1-0
10/28/68	New York 108, Denver 89	1-1
10/21/69	Dallas 120, Denver 108	1-2
10/14/70	Utah 134, Denver 99	1-3
10/13/71	Utah 135, Denver 121	1-4
10/12/72	Utah 115, Denver 104	1-5
10/12/73	Kentucky 111, Denver 100	1-6
10/18/74	Kentucky 117, Denver 99	1-7
10/24/75	Denver 120, San Diego 108	2-7
10/22/76	Denver 123, Indiana 110	1-0
10/22/77	Detroit 126, Denver 106	1-1
10/15/78	Denver 98, San Diego 94	2-1
10/14/79	Portland 109, Denver 93	2-2
10/17/80	Denver 129, San Diego 116	3-2
10/31/81	San Antonio 145, Denver 120	3-3
11/4/82	L.A. Lakers 131, Denver 108	3-4
10/29/83	San Diego 141, Denver 128	3-5
10/30/84	San Antonio 126, Denver 118	3-6
10/25/85	Denver 119, Golden State 105	4-6
11/1/86	Golden State 131, Denver 109	4-7
11/7/87	Denver 103, Golden State 99	5-7
11/5/88	Seattle 142, Denver 141	5-8
11/3/89	Utah 122, Denver 113	5-9
11/3/90	Dallas 140, Denver 110	5-10
11/8/91	L.A. Clippers 106, Denver 82	5-11
11/8/92	Portland 123, Denver 104	5-12
11/5/93	Sacramento 109, Denver 100	5-13
11/8/94	Denver 115, Dallas 107	6-13
11/3/95	L.A. Lakers 98, Denver 96	6-14
11/3/96	Denver 88, San Antonio 79	7-14
11/1/97	Utah 102, Denver 84	7-15
2/7/99	Phoenix 115, Denver 108	7-16
11/5/99	Portland 95, Denver 83	7-17
11/1/00	Seattle 112, Denver 99	7-18
10/30/01	Denver 99, Phoenix 96	8-18
10/30/02	Minnesota 83, Denver 77	8-19
10/30/03	Houston 102, Denver 85	8-20
11/2/04	L.A. Lakers 89, Denver 78	8-21
11/1/05	San Antonio 102, Denver 91	8-22
11/2/06	L.A. Clippers 96, Denver 95	8-23
11/2/07	Denver 99, Minnesota 91	9-23
10/29/08	Utah 98, Denver 94	9-24
10/29/09	Denver 97, Portland 94	10-24
10/29/10	New Orleans 101, Denver 95	10-25
12/26/11	Denver 115, Dallas 93	11-25
10/31/12	Philadelphia 84, Denver 75	11-26
10/30/13	Sacramento 90, Denver 88	11-27
11/1/14	Oklahoma City 102, Denver 91	11-28
10/28/15	Denver 105, Houston 85	12-28
10/26/16	Denver 107, New Orleans 102	13-28
10/18/17	Utah 106, Denver 96	13-29
10/17/18	Denver 107, L.A. Clippers 98	14-29
10/23/19	Denver 108, Portland 100	15-29
12/29/20	Sacramento 125, Denver 115	15-30





TEAM	DATE	SITE	DEN-OPP	W/L	TEAM	DATE	SITE	DEN-OPP	W/L	
ATLANTA (1-2)	3/13/12	Denver	118-117	W	INDIANA (1-4)	12/10/17	Indiana	116-126	L	
	12/18/05	Atlanta	107-110	L		1/30/16	Indiana	105-109	L	
	12/11/92	Atlanta	107-112	L		2/7/90	Denver	130-138	L	
2/10/13	Boston	114-118#	L	12/28/82		Denver	155-150	W		
BOSTON (0-3)	12/10/00	Boston	102-104	L	3/2/82	Denver	124-132	L		
	3/6/77	Boston	110-112	L	LA CLIPPERS (6-3)	10/31/08	Los Angeles	113-103	W	
BROOKLYN (1-3)	3/4/16	Denver	120-121	L		11/7/03	Denver	102-104	L	
	12/16/05	New Jersey	106-115	L		4/15/00	Los Angeles	115-114	W	
	11/19/01	Denver	99-96	W		3/2/97	Denver	109-107	W	
CHICAGO (7-0)	3/17/78	New Jersey	109-111	L		12/6/91	Denver	100-102	L	
	3/19/21	Denver	131-127	W	3/12/91	Denver	123-126	L		
	10/31/18	Chicago	108-107	W	1/19/22	Denver	130-128	W		
	3/18/13	Chicago	119-118	W	2/26/23	Denver	134-124	W		
	2/4/03	Denver	102-100	W	(BUFFALO)	1/25/78	Denver	121-119	W	
	3/26/01	Chicago	109-104	W		LA LAKERS (6-8)	2/12/20	Denver	116-120	L
	11/8/80	Chicago	130-126*	W			11/23/14	Los Angeles	101-94	W
3/21/80	Chicago	134-128#	W	4/6/06			Denver	110-108	W	
CLEVELAND (2-2)	2/18/10	Cleveland	118-116	W			11/2/05	Denver	97-99	L
	1/16/97	Denver	88-87	W	2/22/99		Denver	117-113	W	
DALLAS (4-9)	1/21/95	Denver	100-101*	L	11/11/94		Los Angeles	124-117	W	
	3/18/22	Cleveland	116-119	L	4/1/89	Denver	114-108	W		
	1/7/21	Denver	117-124	L	11/15/88	Denver	146-148*	L		
	3/6/16	Denver	116-114	W	11/3/82	Denver	134-135	L		
	2/26/16	Dallas	116-122	L	3/29/81	Los Angeles	148-146	W		
	4/10/15	Denver	143-144*	L	11/29/80	Denver	123-124*	L		
	4/12/13	Dallas	105-108	L	11/16/79	Denver	128-135	L		
	1/6/06	Denver	112-114	L	11/9/79	Los Angeles	122-126	L		
	3/3/02	Denver	110-116	L	4/10/22	Denver	141-146	L		
	4/6/00	Denver	115-116	L	MEMPHIS (1-1)	4/19/21	Denver	139-137*	W	
	11/24/95	Dallas	112-109	W		1/31/12	Memphis	97-100	L	
	11/26/94	Denver	123-124	L	2/25/05	Memphis	97-94	W		
	12/30/89	Dallas	109-116	L	MIAMI (1-5)	2/12/08	Miami	114-113	W	
3/1/85	Dallas	141-140	W	1/29/02		Denver	94-100	L		
11/28/80	Dallas	119-117	W	3/15/93		Denver	100-103	L		
DETROIT (0-4)	2/2/20	Detroit	123-128	L	2/15/93	Miami	129-130*	L		
	3/26/07	Detroit	109-113	L	3/10/89	Miami	130-131	L		
	11/13/96	Detroit	94-95	L	3/19/18	Miami	141-149*	L		
GOLDEN STATE (7-3)	12/13/83	Denver	184-186#	L	MILWAUKEE (3-1)	4/1/18	Denver	128-125	W	
	1/16/20	Golden State	134-131	W		1/8/95	Denver	102-96	W	
	1/2/16	Golden State	108-111	L		1/25/92	Denver	107-100	W	
	11/10/12	Golden State	107-101*	W	3/23/91	Denver	136-140	L		
	1/20/10	Golden State	123-118	W	MINNESOTA (8-5)	11/10/19	Minnesota	100-98	W	
	4/10/97	Golden State	107-109	L		4/11/18	Minnesota	106-112	L	
	4/22/95	Golden State	130-129*	W		12/27/17	Minnesota	125-128	L	
	4/7/87	Golden State	129-126	W		12/11/15	Denver	111-108	W	
	12/18/84	Golden State	126-122	W		2/20/12	Denver	103-101	W	
2/28/84	Golden State	137-140	L	2/24/06		Minnesota	102-101	W		
2/22/80	Golden State	122-121	W	11/4/04		Denver	94-92	W		
HOUSTON (7-7)	12/17/14	Denver	111-115	L		11/8/00	Denver	109-107	W	
	4/6/14	Houston	125-130	L		2/15/00	Minnesota	107-104	W	
	12/20/07	Denver	112-111*	W		2/5/00	Denver	97-105	L	
	1/20/07	Houston	121-113	W	12/28/96	Minnesota	96-103	L		
	11/30/00	Denver	105-109	L	1/3/95	Minnesota	108-99*	W		
	1/2/98	Denver	115-116	L	3/31/92	Denver	114-121	L		
	11/7/96	Denver	108-110	L	NEW YORK (1-3)	1/21/12	New York	119-114*	W	
	1/20/94	Denver	111-106*	W		2/28/97	Denver	108-112	L	
	11/2/91	Denver	109-101	W		12/6/88	New York	123-124	L	
	4/19/90	Houston	130-127	W		1/22/78	Denver	141-143	L	
	11/9/89	Houston	128-127	W						
3/5/85	Denver	133-131*	W							
2/2/85	Houston	128-131*	L							
2/3/81	Houston	128-135	L							

*-Indicates double-overtime game
 #-Indicates triple-overtime game





TEAM	DATE	SITE	DEN-OPP	W/L	TEAM	DATE	SITE	DEN-OPP	W/L
NEW ORLEANS (5-4)	12/15/17	Denver	117-111	W	SEATTLE (3-5)	4/6/08	Seattle	147-151*	L
	3/15/15	New Orleans	118-111	W		2/12/06	Seattle	120-112	W
	3/9/14	New Orleans	107-111	L		1/18/05	Seattle	116-110	W
	1/23/10	Denver	116-110	W		3/21/03	Seattle	99-101	L
	2/7/07	Denver	112-114	L		11/5/88	Seattle	141-142	L
	12/8/21	New Orleans	120-144	W		11/30/85	Denver	123-131*	L
	3/6/2022	Denver	138-130	W		3/30/82	Denver	145-142	W
CHARLOTTE (0-2)	1/13/97	Denver	100-102	L	2/10/78	Seattle	123-126	L	
	3/26/96	Denver	112-119*	L	11/18/16	Denver	111-113	L	
ORLANDO (1-1)	12/5/18	Orlando	124-118	W	12/8/14	Toronto	107-112	L	
	1/20/95	Denver	108-112	L	12/7/01	Toronto	96-98	L	
OKLA. CITY (4-2)	3/8/20	OKC	121-113	W	3/19/98	Toronto	103-104	L	
	3/30/18	OKC	126-125	W	2/25/97	Denver	122-124	L	
	11/25/16	Denver	129-132	L	8/8/20	Denver	134-132*	W	
	1/20/13	Denver	121-118	W	2/6/08	Denver	115-118	L	
	2/19/12	OKC	118-124	L	4/18/00	Denver	105-104	W	
PHILADELPHIA (1-2)	11/23/22	Oklahoma City	131-126	W	1/6/90	Denver	120-123	L	
	1/18/12	Philadelphia	108-104	W	1/21/86	Utah	114-117	L	
	11/15/78	Philadelphia	103-109	L	11/28/81	Denver	131-124	W	
PHOENIX (12-2)	3/9/77	Philadelphia	125-129	L	10/12/80	Denver	121-125	L	
	1/23/21	Phoenix	120-112*	W	1/10/78	Denver	115-110	W	
PORTLAND (6-5)	1/22/21	Phoenix	130-126	W	1/25/15	Denver	115-117	L	
	10/25/19	Denver	108-107	W	12/16/77	Denver	112-117	L	
	2/18/14	Denver	107-112	L	3/2/77	Washington	113-115	L	
	1/15/09	Denver	119-113	W					
	1/15/09	Denver	119-113	W					
	1/10/06	Denver	139-137#	W					
	11/2/99	Denver	107-102	W					
	12/23/96	Phoenix	112-109	W					
	11/15/95	Phoenix	137-127#	W					
	1/10/87	Denver	127-120	W					
	12/26/83	Phoenix	133-140	L					
	3/27/82	Denver	140-134*	W					
	3/17/82	Phoenix	135-133	W					
	12/25/22	Denver	128-125	W					
	10/29/16	Denver	113-115	L					
	1/15/13	Denver	115-111	W					
	2/25/11	Portland	106-107	L					
	2/4/08	Portland	105-103	W					
	2/2/07	Denver	114-107	W					
4/10/04	Denver	110-100	W						
3/9/02	Denver	109-106	W						
1/18/94	Denver	103-104	L						
4/22/88	Portland	135-141	L						
3/17/88	Denver	116-115	W						
1/26/87	Portland	141-145	L						
SACRAMENTO (5-4)	12/23/20	Denver	122-124	L					
	11/30/19	Sacramento	97-100	L					
	3/5/12	Denver	119-116	W					
	2/1/10	Denver	112-109	W					
	2/21/00	Denver	123-117	W					
	11/25/94	Sacramento	105-108	L					
KANSAS CITY (1-0)	12/1/88	Sacramento	133-126	W					
	3/7/88	Sacramento	114-116	L					
	3/18/81	Kansas City	126-124*	W					
SAN ANTONIO (2-3)	4/16/95	Denver	109-112	L					
	11/7/92	Denver	125-121*	W					
	4/8/88	San Antonio	129-124	W					
	2/17/87	San Antonio	126-131	L					
2/22/81	San Antonio	129-133	L						

*-Indicates double-overtime game
 #-Indicates triple-overtime game





NUGGETS OVERTIME RECORD (REGULAR SEASON SINCE 1976-77)

YEAR	HOME	ROAD	TOTAL	YEAR	HOME	ROAD	TOTAL
76-77	0-0	0-3	0-3	00-01	1-1	1-1	2-2
77-78	2-2	0-2	2-4	01-02	2-2	0-1	2-3
78-79	0-0	0-1	0-1	02-03	1-0	0-1	1-1
79-80	0-1	2-1	2-2#	03-04	1-1	0-0	1-1
80-81	0-2	4-2	4-4***	04-05	1-0	2-0	3-0
81-82	3-1	1-0	4-1*	05-06	2-2	2-2	4-4#
82-83	1-1	0-0	1-1	06-07	1-1	1-1	2-2
83-84	0-1	0-2	0-3#	07-08	1-1	2-1	3-2**
84-85	1-0	2-1	3-1**	08-09	1-0	1-0	2-0
85-86	0-1	0-1	0-2*	09-10	2-0	2-0	4-0
86-87	1-0	1-2	2-2	10-11	0-0	0-1	0-1
87-88	1-0	1-2	2-2	11-12	3-0	2-2	5-2
88-89	1-1	1-3	2-4*	12-13	2-0	2-2	4-2
89-90	0-2	2-1	2-3	13-14	0-1	0-2	0-3
90-91	0-2	0-0	0-2	14-15	0-3	2-1	2-4
91-92	2-2	0-0	2-2	15-16	2-1	0-3	2-4
92-93	1-1	0-2	1-3**	16-17	0-3	0-0	0-3
93-94	1-1	0-0	1-1*	17-18	2-1	1-2	3-3*
94-95	1-4	3-1	4-5***	18-19	0-0	2-0	2-0
95-96	0-1	2-0	2-1*#	19-20	2-1	3-2	5-3*
96-97	2-4	1-3	3-7	20-21	2-2	2-0	4-2**
97-98	0-1	0-1	0-2	21-22	2-1	1-1	3-2
98-99	1-0	0-0	1-0	22-23	2-0	1-0	3-0
99-00	4-1	1-1	5-2				
TOTAL	48-47	45-48	93-95				

* Indicates double-overtime game
(Nuggets are 9-9 all-time in double-overtime games)

Indicates triple-overtime game
(Nuggets are 3-1 all-time in double-overtime games)

NUGGETS YEAR-BY-YEAR INJURIES

YEAR	NUMBER OF PLAYERS	MISSED GAMES	YEAR	NUMBER OF PLAYERS	MISSED GAMES
77-78	6	NA	99-00	15	236
78-79	NA	NA	00-01	14	287
79-80	7	NA	01-02	17	262
80-81	10	NA	02-03	12	213
81-82	8	NA	03-04	11	218
82-83	6	NA	04-05	13	260
83-84	9	NA	05-06	10	237
84-85	7	NA	06-07	11	150
85-86	9	39	07-08	10	183
86-87	8	131	08-09	10	154
87-88	8	168	09-10	10	98
88-89	12	221	10-11	14	143
89-90	9	99	11-12	12	126
90-91	12	276*	12-13	9	116
91-92	11	146	13-14	11	274
92-93	10	232	14-15	11	129
93-94	18	118	15-16	12	225
94-95	11	233	16-17	12	155
95-96	10	169	17-18	13	138
96-97	11	272	18-19	13	278
97-98	12	241	19-20	13	155
98-99	9	117	20-21	15	206





ALL-TIME ATTENDANCE TOTALS

SEASON	ARENA	REGULAR SEASON			PLAYOFFS			OVERALL		
		GAMES	ATTEND.	AVG.	GAMES	ATTEND.	AVG.	GAMES	ATTEND.	AVG.
1967-68	DA	39	161,007	4,128	2	7,163	3,582	41	168,170	4,102
1968-69	DA	39	167,806	4,303	3	17,334	5,778	42	185,140	4,408
1969-70	DA	41	257,505	6,281	7	57,404	8,201	48	314,909	6,561
1970-71	DA	42	173,849	4,139	1	2,594	2,594	43	176,443	4,103
1971-72	DA	40	172,120	4,303	3	17,228	5,743	43	189,348	4,403
1972-73	DA	41	203,468	4,963	2	12,239	6,120	43	215,707	5,016
1973-74	DA	42	173,539	4,132	1	3,305	3,305	43	176,844	4,113
1974-75	DA	42	281,890	6,712	7	51,824	7,403	49	333,714	6,811
1975-76	MSA	42	545,253*	12,982*	7	124,549	17,793	49	669,802	13,669
1976-77#	MSA	41	703,133	17,150**	3	53,487	17,829	44	756,620	17,196
1977-78	MSA	41	657,673	16,041**	7	123,493	17,642	48	781,166	16,274
1978-79	MSA	41	603,356	14,716	2	32,192	16,096	43	635,548	14,780
1979-80	MSA	41	527,208	12,859	Did not play in playoffs			41	527,208	12,859
1980-81	MSA	41	423,287	10,324	Did not play in playoffs			41	423,287	10,324
1981-82	MSA	41	475,688	11,602	2	34,741	17,371	43	510,429	11,870
1982-83	MSA	41	496,307	12,105	3	47,907	15,969	44	544,214	12,369
1983-84	MSA	41	462,397	11,278	2	30,789	15,395	43	493,186	11,469
1984-85	MSA	41	448,464	10,938	8	125,684	15,711	49	574,148	11,717
1985-86	MSA	41	531,814	12,971	5	73,129	14,625	46	604,943	13,150
1986-87	MSA	41	494,943	12,072	1	15,137	15,137	42	510,080	12,144
1987-88	MSA	41	520,913	12,705	6	101,150	16,858	47	622,063	13,235
1988-89	MSA	41	555,498	13,549	1	12,660	12,660	42	568,158	13,528
1989-90	MSA	41	519,404	12,668	1	15,604	15,604	42	535,008	12,738
1990-91	MSA	41	438,103	10,685	Did not play in playoffs			41	438,103	10,685
1991-92	MSA	41	534,323	13,032	Did not play in playoffs			41	534,323	13,032
1992-93	MSA	41	603,459	14,719	Did not play in playoffs			41	603,459	14,719
1993-94	MSA	41	673,738	16,433	5	85,855	17,171	46	759,593	16,513
1994-95	MSA	41	704,011	17,171	1	17,171	17,171	42	721,182	17,171
1995-96	MSA	41	675,426	16,474	Did not play in playoffs			41	675,426	16,474
1996-97	MSA	41	461,408	11,254	Did not play in playoffs			41	461,408	11,254
1997-98	MSA	41	483,791	11,800	Did not play in playoffs			41	483,791	11,800
1998-99	MSA	25	296,965	11,879	Did not play in playoffs			25	296,965	11,879
1999-00	PC	41	637,718	15,554	Did not play in playoffs			41	637,718	15,554
2000-01	PC	41	619,300	15,105	Did not play in playoffs			41	619,300	15,105
2001-02	PC	41	633,846	15,460	Did not play in playoffs			41	633,846	15,460
2002-03	PC	41	607,813	14,825	Did not play in playoffs			41	607,813	14,825
2003-04	PC	41	721,476	17,597	2	39,407	19,704	43	760,883	17,695
2004-05	PC	41	723,949	17,657	2	39,679	19,840	43	763,627	17,760
2005-06	PC	41	702,645	17,138	2	38,198	19,099	43	740,843	17,229
2006-07	PC	41	706,437	17,230	2	39,595	19,798	43	746,032	17,350
2007-08	PC	41	711,962	17,365	2	38,866	19,433	43	750,828	17,461
2008-09	PC	41	706,165	17,224	9	178,415	19,824	50	884,580	17,692
2009-10	PC	41	737,812	17,995	3	57,465	19,155	44	795,277	18,074
2010-11	PC	41	692,968	16,902	2	39,113	19,557	43	732,081	17,025
2011-12	PC	33	561,966	17,029	3	58,080	19,360	36	620,046	17,224
2012-13	PC	41	730,616	17,820	3	57,465	19,155	44	788,081	17,911
2013-14	PC	41	692,898	16,900	Did not play in playoffs			41	692,898	16,900
2014-15	PC	41	602,707	14,700	Did not play in playoffs			41	602,707	14,700
2015-16	PC	41	577,898	14,095	Did not play in playoffs			41	577,898	14,095
2016-17	PC	41	605,585	14,770	Did not play in playoffs			41	605,585	14,770
2017-18	PC	41	702,796	17,141	Did not play in playoffs			41	702,796	17,141
2018-19	PC	41	756,457	18,450	8	156,570	19,571	49	913,027	18,633
2019-20^	PC	33	633,153	19,186	Playoffs played in Orlando Bubble			33	633,153	19,186
2020-21^	BA	25	11,057	2,764	5	62,489	12,498	30	73,546	2,451
2021-22	BA	41	695,262	16,958	2	39,255	19,627	43	734,517	17,082
2022-23	BA	41	788,635	19,235	9	167,924	18,658	50	956,559	19,131
TOTALS		2,247	29,504,970	13,346	134	2,075,160	15,486	2,381	32,064,026	36,213
NUGGETS (NBA)		1,879	55,873,503	29,820	102	3,649,501	35,779	4,268	60,006,899	14,059

* ABA Regular Season Record ** NBA Leader # Joined the NBA ^ = COVID-19 Impact DA = Denver Auditorium Arena MSA = McNichols Sports Arena PC = Pepsi Center

LARGEST CROWDS (SINCE 1976-77)

ATTEND.	ARENA	OPPONENT	DATE	ATTEND.	ARENA	OPPONENT	DATE
20,106	Pepsi Center	Houston	2/1/19	19,978	Pepsi Center	New Orleans	3/2/19
20,103	Pepsi Center	Golden State	2/3/18	19,962*	Pepsi Center	Dallas	5/13/09
20,076	Pepsi Center	San Antonio	12/28/18	19,956	Pepsi Center	L.A. Clippers	2/24/19
20,062	Pepsi Center	Cleveland	3/7/18	19,951*	Pepsi Center	San Antonio	4/28/07
20,053*	Pepsi Center	L.A. Lakers	5/29/09	19,939*	Pepsi Center	L.A. Lakers	5/23/09
20,044	Pepsi Center	Houston	2/25/18	19,928	Pepsi Center	Portland	4/5/19
20,044	Pepsi Center	L.A. Lakers	4/8/10	19,920	Pepsi Center	L.A. Lakers	2/27/09
20,037*	Pepsi Center	L.A. Lakers	5/25/09	19,913*	Pepsi Center	San Antonio	4/30/05
20,027	Pepsi Center	San Antonio	2/23/18	19,896	Pepsi Center	Golden State	1/15/19
19,996	Pepsi Center	Cleveland	1/8/10	19,894	Pepsi Center	Boston	2/19/08

* Playoffs

SMALLEST CROWDS (SINCE 1976-77)

ATTEND.	ARENA	OPPONENT	DATE	+ATTEND.	ARENA	OPPONENT	DATE
6,106	McNichols Sports Arena	Seattle	12/16/84	6,500	McNichols Sports Arena	Phoenix	11/26/83
6,184	McNichols Sports Arena	Orlando	11/27/90	6,663	McNichols Sports Arena	Minnesota	11/15/90
6,379	McNichols Sports Arena	Sacramento	11/29/90	6,702	McNichols Sports Arena	Phoenix	11/13/84
6,495	McNichols Sports Arena	San Diego	11/18/81	6,715	McNichols Sports Arena	L.A. Clippers	11/27/84
6,497	McNichols Sports Arena	Kansas City	12/14/84	6,791	McNichols Sports Arena	Portland	12/1/81



DENVER IN THE ABA





1967-68 GAME-BY-GAME RESULTS

NO.	DATE	OPPONENT	W-L	SCORE	HOME	ROAD	TOTAL
1	10/15	ANAHEIM	W	110-105	1-0	0-0	1-0
2	10/17	HOUSTON	L	85-102	1-1	0-0	1-1
3	10/19	@Oakland	W	104-91	1-1	1-0	2-1
4	10/20	@Oakland at St. Joe's	L	102-112	1-1	1-1	2-2
5	10/27	@Pittsburgh	L	77-91	1-1	1-2	2-3
6	10/28	@New Jersey	W	126-109	1-1	2-2	3-3
7	11/1	PITTSBURGH	L	103-112*	1-2	2-2	3-4
8	11/6	ANAHEIM	W	121-100	2-2	2-2	4-4
9	11/8	OAKLAND	W	118-97	3-2	2-2	5-4
10	11/10	HOUSTON	W	88-86*	4-2	2-2	6-4
11	11/11	@New Orleans	L	107-131	4-2	2-3	6-5
12	11/12	INDIANA	W	110-103	5-2	2-3	7-5
13	11/16	@Minnesota	L	106-124	5-2	2-4	7-6
14	11/17	@New Jersey	W	120-104	5-2	3-4	8-6
15	11/19	MINNESOTA	L	96-97	5-3	3-4	8-7
16	11/21	@New Orleans	L	90-107	5-3	3-5	8-8
17	11/22	@Houston	L	100-106	5-3	3-6	8-9
18	11/24	OAKLAND	L	90-113	5-4	3-6	8-10
19	11/25	PITTSBURGH	W	119-99	6-4	3-6	9-10
20	11/26	PITTSBURGH	W	112-99	7-4	3-6	10-10
21	11/28	OAKLAND	W	126-108	8-4	3-6	11-10
22	11/30	@Houston	W	98-92	8-4	4-6	12-10
23	12/3	ANAHEIM	W	100-87	9-4	4-6	13-10
24	12/4	@Kentucky	L	85-107	9-4	4-7	13-11
25	12/5	@Pittsburgh	L	98-101	9-4	4-8	13-12
26	12/7	@Indiana	L	99-110	9-4	4-9	13-13
27	12/9	ANAHEIM	W	116-96	10-4	4-9	14-13
28	12/13	NEW JERSEY	W	111-92	11-4	4-9	15-13
29	12/14	@Anaheim at Fresno	L	93-96	11-4	4-10	15-14
30	12/15	NEW ORLEANS	L	93-100	11-5	4-10	15-15
31	12/18	INDIANA	W	126-104	12-5	4-10	16-15
32	12/21	@Oakland	L	94-116	12-5	4-11	16-16
33	12/22	@Anaheim	L	102-108	12-5	4-12	16-17
34	12/26	OAKLAND	W	102-95	13-5	4-12	17-17
35	12/27	@Houston	W	108-82	13-5	5-12	18-17
36	12/28	NEW JERSEY	W	119-102	14-5	5-12	19-17
37	12/30	HOUSTON	W	96-80	15-5	5-12	20-17
38	1/1	INDIANA	W	98-80	16-5	5-12	21-17
39	1/3	@Houston	L	83-89	16-5	5-13	21-18
40	1/4	NEW ORLEANS	W	122-107	17-5	5-13	22-18
41	1/10	KENTUCKY	W	99-83	18-5	5-13	23-18
42	1/11	@Houston	W	100-93	18-5	6-13	24-18
43	1/16	MINNESOTA	W	111-94	19-5	6-13	25-18
44	1/18	NEW ORLEANS	W	126-97	20-5	6-13	26-18
45	1/19	@Anaheim	W	117-110	20-5	7-13	27-18
46	1/21	@Anaheim	W	112-85	20-5	8-13	28-18
47	1/24	KENTUCKY	L	100-101	20-6	8-13	28-19
48	1/26	NEW ORLEANS	W	104-97	21-6	8-13	29-19
49	1/27	@Dallas	W	112-101	21-6	9-13	30-19
50	1/29	DALLAS	L	107-110*	21-6	9-14	30-20
51	1/30	@Oakland	W	137-113	21-6	10-14	31-20
52	1/31	@Anaheim	L	105-112	21-6	10-15	31-21
53	2/4	NEW ORLEANS	L	100-105	21-7	10-15	31-22
54	2/7	DALLAS	W	97-87	22-7	10-15	32-22
55	2/8	@Indiana at Kok	W	98-91	22-7	11-15	33-22
56	2/9	@Kentucky at Louis	L	99-106*	22-7	11-16	33-23
57	2/11	@New Orleans	L	90-98	22-7	11-17	33-24
58	2/12	@Dallas	L	101-114	22-7	11-18	33-25
59	2/15	ANAHEIM	W	142-10	23-7	11-18	34-25
60	2/16	@Dallas	L	112-116	23-7	11-19	34-26
61	2/17	KENTUCKY	W	116-106	24-7	11-19	35-26
62	2/18	@Pittsburgh	L	92-103	24-7	11-20	35-27
63	2/20	@Minnesota	L	117-119	24-7	11-21	35-28
64	2/21	@Indiana	L	110-123	24-7	11-22	35-29
65	2/23	@New Orleans	W	108-102	24-7	12-22	36-29
66	2/24	NEW JERSEY	W	110-108	25-7	12-22	37-29
67	2/26	HOUSTON	W	115-92	26-7	12-22	38-29
68	3/3	@Oakland	W	115-95	26-7	13-22	39-29
69	3/4	DALLAS	W	108-98	27-7	13-22	40-29
70	3/6	MINNESOTA	W	102-100	28-7	13-22	41-29
71	3/9	@Kentucky at Louis	L	102-107	28-7	13-23	41-30
72	3/11	DALLAS	W	119-105	29-7	13-23	42-30
73	3/12	OAKLAND	W	112-92	30-7	13-23	43-30
74	3/13	@New Jersey	L	87-96	30-7	13-24	43-31
75	3/15	@Minnesota	L	95-106	30-7	13-25	43-32
76	3/16	@Dallas	L	96-108	30-7	13-26	43-33
77	3/18	NEW ORLEANS	W	108-101	31-7	13-26	44-33
78	3/22	DALLAS	W	110-92	32-7	13-26	45-33

* Denotes number of overtime periods.





1968-69 GAME-BY-GAME RESULTS

NO.	DATE	OPPONENT	W-L	SCORE	HOME	ROAD	TOTAL
1	10/29	@New York	L	89-108	0-0	0-1	0-1
2	10/30	@Kentucky	L	100-123	0-0	0-2	0-2
3	10/31	@Indiana	L	100-122	0-0	0-3	0-3
4	11/2	@Oakland	L	106-120*	0-0	0-4	0-4
5	11/6	INDIANA	W	109-107	1-0	0-4	1-4
6	11/7	DALLAS	W	98-95	2-0	0-4	2-4
7	11/12	OAKLAND	W	134-127	3-0	0-4	3-4
8	11/14	HOUSTON	W	105-89	4-0	0-4	4-4
9	11/16	@Dallas	L	95-110	4-0	0-5	4-5
10	11/19	@Minnesota	W	126-121	4-0	1-5	5-5
11	11/20	@Kentucky	L	101-109	4-0	1-6	5-6
12	11/21	OAKLAND	L	114-125	4-1	1-6	5-7
13	11/26	@Dallas	W	115-109	4-1	2-6	6-7
14	11/27	HOUSTON	W	126-107	5-1	2-6	7-7
15	11/29	@New Orleans	L	128-131	5-1	2-7	7-8
16	11/30	@Miami	W	129-122	5-1	3-7	8-8
17	12/1	@Houston	L	106-108	5-1	3-8	8-9
18	12/3	NEW YORK	W	127-108	6-1	3-8	9-9
19	12/5	MINNESOTA	W	119-118	7-1	3-8	10-9
20	12/8	MIAMI	W	121-113	8-1	3-8	11-9
21	12/10	DALLAS	L	101-107	8-2	3-8	11-10
22	12/13	NEW ORLEANS	W	127-108	9-2	3-8	12-10
23	12/15	LOS ANGELES	W	113-110*	10-2	3-8	13-10
24	12/18	@Houston	W	111-102*	10-2	4-8	14-10
25	12/19	KENTUCKY	W	116-95	11-2	4-8	15-10
26	12/21	@Los Angeles	L	119-124	11-2	4-9	15-11
27	12/22	NEW ORLEANS	W	122-96	12-2	4-9	16-11
28	12/25	@New York	W	129-110	13-2	4-9	17-11
29	12/28	LOS ANGELES	W	127-112	14-2	4-9	18-11
30	12/29	DALLAS	W	102-92	15-2	4-9	19-11
31	1/2	HOUSTON	W	120-102	16-2	4-9	20-11
32	1/4	DALLAS	W	115-90	17-2	4-9	21-11
33	1/5	@Minnesota	L	111-120	17-2	4-10	21-12
34	1/8	@Los Angeles	L	112-117	17-2	4-11	21-13
35	1/9	@Oakland	L	115-136	17-2	4-12	21-14
36	1/11	@Oakland	L	105-108	17-2	4-13	21-15
37	1/12	HOUSTON	W	124-117	18-2	4-13	22-15
38	1/15	@New Orleans at Jacks.	W	112-107	18-2	5-13	23-15
39	1/16	@New Orleans	L	106-136	18-2	5-14	23-16
40	1/17	LOS ANGELES	W	120-102	19-2	5-14	24-16
41	1/19	DALLAS	W	111-88	20-2	5-14	25-16
42	1/22	NEW YORK	W	124-103	21-2	5-14	26-16
43	1/24	LOS ANGELES	L	120-128	21-2	5-15	26-17
44	1/25	@Indiana	L	122-131	21-2	5-16	26-18
45	1/26	@Miami	L	97-108	21-2	5-17	26-19
46	1/29	INDIANA	W	131-128	22-2	5-17	27-19
47	1/30	NEW YORK	W	128-103	23-2	5-17	28-19
48	2/1	@Oakland	L	114-124	23-2	5-18	28-20
49	2/2	@Oakland	W	119-105	23-2	6-18	29-20
50	2/4	MINNESOTA	L	99-112	23-2	6-19	29-21
51	2/5	@Indiana	L	109-125	23-2	6-20	29-22
52	2/7	@Minnesota	W	110-106	23-2	7-20	30-22
53	2/8	@New York	W	119-115	23-2	8-20	31-22
54	2/11	MIAMI	W	108-98	24-2	8-20	32-22
55	2/14	INDIANA	W	112-103	25-2	8-20	33-22
56	2/16	NEW ORLEANS	W	105-94	26-2	8-20	34-22
57	2/18	OAKLAND	L	116-118*	26-2	8-21	34-23
58	2/23	MIAMI	L	106-109	26-3	8-21	34-24
59	2/25	NEW ORLEANS	L	106-121	26-4	8-21	34-25
60	2/26	@Houston	L	122-136	26-4	8-22	34-26
61	2/27	@Los Angeles	W	115-101	26-4	9-22	35-26
62	3/2	NEW ORLEANS	W	147-120	27-4	9-22	36-26
63	3/4	MINNESOTA	W	126-120	28-4	9-22	37-26
64	3/6	KENTUCKY	W	123-114	29-4	9-22	38-26
65	3/8	@Dallas	L	111-121	29-4	9-23	38-27
66	3/9	LOS ANGELES	W	118-103	30-4	9-23	39-27
67	3/12	@Los Angeles	L	122-125*	30-4	9-24	39-28
68	3/13	@Los Angeles	L	119-142	30-4	9-25	39-29
69	3/16	OAKLAND	W	131-119	31-4	9-25	40-29
70	3/18	@Miami	W	123-119	31-4	10-25	41-29
71	3/19	@Kentucky	L	106-131	31-4	10-26	41-30
72	3/21	HOUSTON	W	133-123	32-4	10-26	42-30
73	3/22	@Dallas	L	99-127	32-4	10-27	42-31
74	3/24	@Houston	L	115-124	32-4	10-28	42-32
75	3/25	@New Orleans	L	100-112	32-4	10-29	42-33
76	3/28	@Dallas	L	123-134	32-4	10-30	42-34
77	3/29	HOUSTON	W	121-99	33-4	10-30	43-34
78	4/1	KENTUCKY	W	94-90	34-4	10-30	44-34

* Denotes number of overtime periods.





1969-70 GAME-BY-GAME RESULTS

NO.	DATE	OPPONENT	W-L	SCORE	HOME	ROAD	TOTAL
1	10/19	NEW ORLEANS	L	103-109	0-1	0-0	0-1
2	10/21	@Dallas	L	108-120	0-1	0-1	0-2
3	10/22	@Indiana	L	107-117	0-1	0-2	0-3
4	10/24	@New York	L	91-97	0-1	0-3	0-4
5	10/25	@Washington	L	82-99	0-1	0-4	0-5
6	10/26	PITTSBURGH	L	105-127	0-2	0-4	0-6
7	10/28	@Los Angeles	L	118-126	0-2	0-5	0-7
8	10/31	WASHINGTON	W	116-106	1-2	0-5	1-7
9	11/1	LOS ANGELES	W	121-88	2-2	0-5	2-7
10	11/5	@New Orleans	L	105-119	2-2	0-6	2-8
11	11/6	@Kentucky	L	119-145	2-2	0-7	2-9
12	11/7	@Carolina	L	104-105	2-2	0-8	2-10
13	11/8	@Indiana	L	96-99	2-2	0-9	2-11
14	11/12	@Pittsburgh	W	125-114	2-2	1-9	3-11
15	11/13	@Kentucky	L	104-109*	2-2	1-10	3-12
16	11/14	NEW YORK	W	100-83	3-2	1-10	4-12
17	11/16	DALLAS	W	89-87	4-2	1-10	5-12
18	11/18	INDIANA	L	105-108	4-3	1-10	5-13
19	11/21	@Dallas	W	103-100	4-3	2-10	6-13
20	11/26	@New Orleans	L	105-109	4-3	2-11	6-14
21	11/28	@Dallas	W	109-103	4-3	3-11	7-14
22	11/29	@New Orleans	L	101-105**	4-3	3-12	7-15
23	11/30	@Miami	W	98-103	4-3	3-13	7-16
24	12/2	@Pittsburgh	L	127-101	4-3	4-13	8-16
25	12/3	@Washington	L	87-99	4-3	4-14	8-17
26	12/6	@Washington	W	108-97	4-3	5-14	9-17
27	12/7	@New York	L	96-102	4-3	5-15	9-18
28	12/8	@New Orleans	L	99-105*	4-3	5-16	9-19
29	12/11	WASHINGTON	L	113-126	4-4	5-16	9-20
30	12/14	@Los Angeles	W	122-101	4-4	6-16	10-20
31	12/18	NEW YORK	W	108-105*	5-4	6-16	11-20
32	12/19	@New Orleans	L	97-102	5-4	6-17	11-21
33	12/20	@Miami	W	123-114	5-4	7-17	12-21
34	12/23	DALLAS	W	102-96	6-4	7-17	13-21
35	12/26	MIAMI	W	141-122	7-4	7-17	14-21
36	12/28	KENTUCKY	W	135-112	8-4	7-17	15-21
37	12/30	LOS ANGELES	W	123-116	9-4	7-17	16-21
38	1/2	WASHINGTON	W	129-113	10-4	7-17	17-21
39	1/4	DALLAS	W	122-85	11-4	7-17	18-21
40	1/6	@Los Angeles at Fresno	W	120-112	11-4	8-17	19-21
41	1/7	@Washington at LA	W	129-118	11-4	9-17	20-21
42	1/9	LOS ANGELES	W	124-119	12-4	9-17	21-21
43	1/13	PITTSBURGH	W	138-122	13-4	9-17	22-21
44	1/15	DALLAS	W	126-123	14-4	9-17	23-21
45	1/18	CAROLINA	W	135-112	15-4	9-17	24-21
46	1/22	WASHINGTON	W	130-121	16-4	9-17	25-21
47	1/25	DALLAS	W	127-118	17-4	9-17	26-21
48	1/30	@New York	L	98-115	17-4	9-18	26-22
49	1/31	@Carolina	W	109-104	17-4	10-18	27-22
50	2/1	INDIANA	L	105-118	17-5	10-18	27-23
51	2/2	@Los Angeles at Witc.	W	115-113	17-5	11-18	28-23
52	2/3	@Washington at Albany	L	125-142	17-5	11-19	28-24
53	2/5	NEW ORLEANS	W	125-98	18-5	11-19	29-24
54	2/6	@Los Angeles	L	103-117	18-5	11-20	29-25
55	2/8	MIAMI	W	115-103	19-5	11-20	30-25
56	2/12	KENTUCKY	W	125-111	20-5	11-20	31-25
57	2/18	at Los Angeles	W	118-107	21-5	11-20	32-25
58	2/22	NEW ORLEANS	W	113-107	22-5	11-20	33-25
59	2/25	CAROLINA	W	120-110	23-5	11-20	34-25
60	2/27	INDIANA	W	132-100	24-5	11-20	35-25
61	3/1	WASHINGTON	W	137-128	25-5	11-20	36-25
62	3/3	@Dallas	L	130-142	25-5	11-21	36-26
63	3/4	@Los Angeles	L	122-135	25-5	11-22	36-27
64	3/5	PITTSBURGH	W	114-97	26-5	11-22	37-27
65	3/7	@Washington	L	128-144	26-5	11-23	37-28
66	3/8	NEW ORLEANS	W	108-103**	27-5	11-23	38-28
67	3/10	@Dallas	L	116-124	27-5	11-24	38-29
68	3/11	WASHINGTON	W	126-106	28-5	11-24	39-29
69	3/12	@New Orleans	L	105-113	28-5	11-25	39-30
70	3/13	@Carolina	W	103-98	28-5	12-25	40-30
71	3/15	@Miami	W	126-111	28-5	13-25	41-30
72	3/17	@Kentucky	L	110-119	28-5	13-26	41-31
73	3/18	@Indiana	W	128-112	28-5	14-26	42-31
74	3/19	@Pittsburgh	L	92-94	28-5	14-27	42-32
75	3/21	CAROLINA	W	128-105	29-5	14-27	43-32
76	3/27	NEW ORLEANS	W	113-110	30-5	14-27	44-32
77	3/28	@Dallas	L	126-150	30-5	14-28	44-33
78	3/31	LOS ANGELES	W	119-98	31-5	14-28	45-33
79	4/3	NEW YORK	W	105-102	32-5	14-28	46-33
80	4/5	KENTUCKY	W	112-98	33-5	14-28	47-33
81	4/8	DALLAS	W	152-113	34-5	14-28	48-33
82	4/10	MIAMI	W	145-141	35-5	14-28	49-33
83	4/12	NEW ORLEANS	W	132-123	36-5	14-28	50-33
84	4/15	LOS ANGELES	W	152-116	37-5	14-28	51-33

* Denotes number of overtime periods.





1970-71 GAME-BY-GAME RESULTS

NO.	DATE	OPPONENT	W-L	SCORE	HOME	ROAD	TOTAL
1	10/14	@Utah	L	99-134	0-0	0-1	0-1
2	10/16	@Indiana	L	103-115	0-0	0-2	0-2
3	10/17	@Kentucky	L	103-109	0-0	0-3	0-3
4	10/21	TEXAS	W	133-115	1-0	0-3	1-3
5	10/23	PITTSBURGH	L	123-127	1-1	0-3	1-4
6	10/25	INDIANA	W	122-116*	2-1	0-3	2-4
7	10/27	MEMPHIS	L	94-102	2-2	0-3	2-5
8	10/31	@Utah	L	113-122	2-2	0-4	2-6
9	11/1	UTAH	L	111-117	2-3	0-4	2-7
10	11/6	@Kentucky	L	114-131	2-3	0-5	2-8
11	11/7	@Virginia	L	133-138**	2-3	0-6	2-9
12	11/8	@New York	L	104-114	2-3	0-7	2-10
13	11/10	@Floridians	W	119-116	2-3	0-8	2-11
14	11/15	UTAH	W	110-107	3-3	0-8	3-11
15	11/18	INDIANA	L	114-119	3-4	0-8	3-12
16	11/20	NEW YORK	W	121-103	4-4	0-8	4-12
17	11/22	MEMPHIS	L	121-141	4-5	0-8	4-13
18	11/24	UTAH	L	102-115	4-6	0-8	4-14
19	11/25	@Kentucky	L	138-153	4-6	0-9	4-15
20	11/26	@Pittsburgh	W	130-124	4-6	1-9	5-15
21	11/29	@Indiana	L	107-130	4-6	1-10	5-16
22	11/30	@Memphis	W	103-93	4-6	2-10	6-16
23	12/3	VIRGINIA	W	124-111	5-6	2-10	7-16
24	12/4	@Texas	L	134-141	5-6	2-11	7-17
25	12/6	KENTUCKY	L	125-140	5-6	2-12	7-18
26	12/9	@Virginia at N.Y.	L	109-113	5-6	2-13	7-19
27	12/10	PITTSBURGH	W	131-109	6-6	2-13	8-19
28	12/11	@Memphis	L	100-102	6-6	2-14	8-20
29	12/15	CAROLINA	W	126-116	7-6	2-14	9-20
30	12/17	MEMPHIS	W	108-99	8-6	2-14	10-20
31	12/18	@Pittsburgh	L	121-143	8-6	2-15	10-21
32	12/19	@Carolina	L	124-128	8-6	2-16	10-22
33	12/22	@Memphis	W	104-102	8-6	3-16	11-22
34	12/23	FLORIDIANS	W	109-102	9-6	3-16	12-22
35	12/26	VIRGINIA	L	120-122	9-7	3-16	12-23
36	12/29	INDIANA	W	116-106	10-7	3-16	13-23
37	12/30	CAROLINA	L	132-136	10-8	3-16	13-24
38	1/3	TEXAS	W	129-124*	11-8	3-16	14-24
39	1/5	UTAH	L	99-114	11-9	3-16	14-25
40	1/7	PITTSBURGH	L	116-131	11-10	3-16	14-26
41	1/8	@Texas	W	129-124*	11-10	4-16	15-26
42	1/10	CAROLINA	W	124-118	12-10	4-16	16-26
43	1/12	TEXAS	W	120-112	13-10	4-16	17-26
44	1/15	@Carolina	L	114-125	13-10	4-17	17-27
45	1/16	@Virginia	L	121-141	13-10	4-18	17-28
46	1/17	TEXAS	W	129-123	14-10	4-18	18-28
47	1/19	@Texas	L	127-148	14-10	4-19	18-29
48	1/20	@Memphis	L	103-120	14-10	4-20	18-30
49	1/21	INDIANA	L	106-118	14-11	4-20	18-31
50	1/24	KENTUCKY	W	119-116	15-11	4-20	19-31
51	1/27	@Utah	L	105-111	15-11	4-21	19-32
52	1/29	@Indiana	L	123-127	15-11	4-22	19-33
53	1/30	@Carolina	L	109-114	15-11	4-23	19-34
54	1/31	INDIANA	L	104-124	15-12	4-23	19-35
55	2/3	TEXAS	L	119-127	15-13	4-23	19-36
56	2/5	FLORIDIANS	W	132-120	16-13	4-23	20-36
57	2/6	@Pittsburgh	W	115-114	16-13	5-23	21-36
58	2/7	@Indiana	W	133-131*	16-13	6-23	22-36
59	2/10	MEMPHIS	L	106-123	16-14	6-23	22-37
60	2/12	KENTUCKY	L	138-142	16-15	6-23	22-38
61	2/14	NEW YORK	L	117-118	16-16	6-23	22-39
62	2/16	MEMPHIS	W	125-120	17-16	6-23	23-39
63	2/21	UTAH	L	107-120	17-17	6-23	23-40
64	2/23	@Utah	L	103-133	17-17	6-24	23-41
65	2/24	@Floridians	L	110-112	17-17	6-25	23-42
66	2/26	@Texas	W	142-120	17-17	7-25	24-42
67	2/27	@New York	L	115-122	17-17	7-26	24-43
68	2/28	@Memphis	W	118-111	17-17	8-26	25-43
69	3/3	@Utah	L	106-139	17-17	8-27	25-44
70	3/5	@Texas	L	153-158***	17-17	9-27	26-44
71	3/7	@Floridians	W	142-141*	17-17	10-27	27-44
72	3/9	@Texas	L	146-127	17-17	11-27	28-44
73	3/10	FLORIDIANS	L	113-116	17-18	11-27	28-45
74	3/12	@New York	L	127-132	17-18	11-28	28-46
75	3/14	@Indiana	L	121-131	17-18	11-29	28-47
76	3/16	MEMPHIS	L	118-127	17-19	11-29	28-48
77	3/18	UTAH	L	123-124	17-20	11-29	28-49
78	3/23	@Utah	L	117-124	17-20	11-30	28-50
79	3/24	@Memphis	L	118-132	17-20	11-31	28-51
80	3/25	INDIANA	L	110-129	17-21	11-31	28-52
81	3/27	TEXAS	W	120-118	18-21	11-31	29-52
82	3/28	@Indiana	L	126-146	18-21	11-32	29-53
83	3/30	VIRGINIA	W	129-119	19-21	11-32	30-53
84	3/31	NEW YORK	W	132-121	20-21	11-32	31-53
%	4/1	TEXAS	L	109-115			

* Denotes number of overtime periods. % Denotes Division Tiebreaker





1971-72 GAME-BY-GAME RESULTS

NO.	DATE	OPPONENT	W-L	SCORE	HOME	ROAD	TOTAL
1	10/13	@Utah	L	121-135	0-0	0-1	0-1
2	10/15	@Indiana	L	104-115	0-0	0-2	0-2
3	10/16	@Pittsburgh	L	136-140*	0-0	0-3	0-3
4	10/19	INDIANA	L	117-122	0-1	0-3	0-4
5	10/23	NEW YORK	W	100-96	1-1	0-3	1-4
6	10/26	MEMPHIS	W	115-100	2-1	0-3	2-4
7	10/29	DALLAS	W	119-111	3-1	0-3	3-4
8	10/30	@Kentucky at Louisville	L	105-133	3-1	0-4	3-5
9	10/31	@Memphis	L	106-117	3-1	0-5	3-6
10	11/2	PITTSBURGH	W	133-114	4-1	0-5	4-6
11	11/9	@Kentucky at Ind.	L	96-106	4-1	0-6	4-7
12	11/11	UTAH	L	106-112	4-2	0-6	4-8
13	11/13	DALLAS	L	92-97	4-3	0-6	4-9
14	11/16	INDIANA	W	111-108	5-3	0-6	5-9
15	11/17	@Carolina	L	101-113	5-3	0-7	5-10
16	11/19	@Virginia	W	115-113	5-3	1-7	6-10
17	11/20	FLORIDIANS	W	117-97	6-3	1-7	7-10
18	11/23	@Dallas	L	101-104	6-3	1-8	7-11
19	11/24	@FLORIDIANS	L	129-133**	6-3	1-9	7-12
20	11/26	@Indiana	L	96-110	6-3	1-10	7-13
21	11/27	MEMPHIS	W	128-109	7-3	1-10	8-13
22	11/30	DALLAS	W	106-91	8-3	1-10	9-13
23	12/4	KENTUCKY	L	106-109	8-4	1-10	9-14
24	12/5	@Pittsburgh	W	118-114	9-4	1-10	10-14
25	12/7	@Floridians	L	105-107	9-4	1-11	10-15
26	12/8	@Memphis	L	91-109	9-4	1-12	10-16
27	12/10	@Utah at Logan	L	102-110	9-4	1-13	10-17
28	12/11	CAROLINA	W	130-125	10-4	1-13	11-17
29	12/14	NEW YORK	W	119-118	11-4	1-13	12-17
30	12/17	@Utah	L	109-136	11-4	1-14	12-18
31	12/18	@Memphis	L	94-103	11-4	1-15	12-19
32	12/21	INDIANA	W	113-109	12-4	1-15	13-19
33	12/23	@Indiana	L	101-104	12-4	1-16	13-20
34	12/28	PITTSBURGH	W	114-105	13-4	1-16	14-20
35	12/30	UTAH	L	98-103	13-5	1-16	14-21
36	12/31	@Memphis at Dallas	W	108-91	13-5	2-16	15-21
37	1/2	DALLAS	W	103-84	14-5	2-16	16-21
38	1/4	KENTUCKY	L	103-106	14-6	2-16	16-22
39	1/7	@New York	W	107-104	14-6	3-16	17-22
40	1/8	@Memphis at Jacks.	L	122-134	14-6	3-17	17-23
41	1/11	INDIANA	L	99-114	14-6	3-18	17-24
42	1/12	@Dallas	L	102-107	14-6	3-19	17-25
43	1/13	@Pittsburgh	L	116-118	14-6	3-20	17-26
44	1/15	@Virginia at Richmond	L	107-116	14-6	3-21	17-27
45	1/16	UTAH	W	110-102	15-6	3-21	18-27
46	1/19	DALLAS	W	116-92	16-6	3-21	19-27
47	1/21	@Memphis	W	110-98	16-6	4-21	20-27
48	1/22	@Dallas	L	93-94	16-6	4-22	20-28
49	1/23	VIRGINIA	W	130-123	17-6	4-22	21-28
50	1/27	@Dallas	L	98-99	17-6	4-23	21-29
51	2/1	CAROLINA	L	108-117	17-7	4-23	21-30
52	2/2	@Utah	W	122-116	18-7	4-23	22-30
53	2/4	@Dallas	L	102-118	18-7	4-24	22-31
54	2/5	@Kentucky at Louisville	L	106-117	18-7	4-25	22-32
55	2/6	INDIANA	W	115-107	19-7	4-25	23-32
56	2/8	MEMPHIS	W	136-124	20-7	4-25	24-32
57	2/9	@Virginia at Norfolk	L	111-124	20-7	4-26	24-33
58	2/11	@Carolina at W.S.	L	105-110	20-7	4-27	24-34
59	2/12	@Indiana	L	111-133	20-7	4-28	24-35
60	2/13	VIRGINIA	L	123-124	20-8	4-28	24-36
61	2/15	FLORIDIANS	L	124-125	20-9	4-28	24-37
62	2/20	PITTSBURGH	W	146-123	21-9	4-28	25-37
63	2/22	VIRGINIA	W	121-105	22-9	4-28	26-37
64	2/24	@Floridians	L	118-130	22-9	4-29	26-38
65	2/25	@New York	L	116-124	22-9	4-30	26-39
66	2/27	@Carolina at Grnsboro	W	113-105	22-9	5-30	27-39
67	3/1	FLORIDIANS	W	138-125	23-9	5-30	28-39
68	3/4	@Utah	L	130-136	23-9	5-31	28-40
69	3/5	MEMPHIS	W	137-129	24-9	5-31	29-40
70	3/7	UTAH	L	108-116	24-10	5-31	29-41
71	3/9	@Memphis	L	102-113	24-10	5-32	29-42
72	3/10	@Indiana	L	115-127	24-10	5-33	29-43
73	3/11	@New York	L	114-132	24-10	5-34	29-44
74	3/12	MEMPHIS	L	100-105	24-11	5-34	29-45
75	3/14	INDIANA	W	123-106	25-11	5-34	30-45
76	3/16	CAROLINA	W	131-121	26-11	5-34	31-45
77	3/17	@Dallas	W	91-87	26-11	6-34	32-45
78	3/19	@Utah	L	113-125	26-11	6-35	32-46
79	3/21	@Utah	L	120-132	26-11	6-36	32-47
80	3/22	@Dallas	L	96-105	26-11	6-37	32-48
81	3/24	@Indiana at Fort Wayne	W	93-92	26-11	7-37	33-48
82	3/25	@Kentucky at Louisville	L	117-134	26-11	7-38	33-49
83	3/26	NEW YORK	W	108-91	27-11	7-38	34-49
84	3/29	UTAH	L	109-112	27-12	7-38	34-50

* Denotes number of overtime periods.





1972-73 GAME-BY-GAME RESULTS

NO.	DATE	OPPONENT	W-L	SCORE	HOME	ROAD	TOTAL
1	10/12	@Utah	L	104-115	0-0	0-1	0-1
2	10/13	@San Diego	W	109-100	0-0	1-1	1-1
3	10/14	INDIANA	W	96-90	1-0	1-1	2-1
4	10/18	VIRGINIA	W	115-109	2-0	1-1	3-1
5	10/20	INDIANA	W	116-99	3-0	1-1	4-1
6	10/25	CAROLINA	L	112-118	3-1	1-1	4-2
7	10/26	@Virginia at Richmond	L	0-2	3-1	1-2	4-3
8	10/27	@New York	L	112-117	3-1	1-3	4-4
9	10/28	INDIANA	L	106-119	3-2	1-3	4-5
10	10/31	UTAH	W	116-103	4-2	1-3	5-5
11	11/1	@Utah	L	113-122	4-2	1-4	5-6
12	11/3	@Dallas	W	107-94	4-2	2-4	6-6
13	11/5	NEW YORK	W	137-107	5-2	2-4	7-6
14	11/8	VIRGINIA	L	111-116	5-3	2-4	7-7
15	11/11	MEMPHIS	W	114-111*	6-3	2-4	8-7
16	11/14	INDIANA	W	118-108	7-3	2-4	9-7
17	11/18	DALLAS	W	111-103	8-3	2-4	10-7
18	11/19	@San Diego	L	116-122*	8-3	2-5	10-8
19	11/21	UTAH	W	106-100	9-3	2-5	11-8
20	11/24	SAN DIEGO	W	130-111	10-3	2-5	12-8
21	11/29	KENTUCKY	L	113-114	10-4	2-5	12-9
22	11/30	@Utah	L	95-111	10-4	2-6	12-10
23	12/2	MEMPHIS	W	127-99	11-4	2-6	13-10
24	12/6	@Dallas	L	104-110	11-4	2-7	13-11
25	12/7	SAN DIEGO	W	108-89	12-4	2-7	14-11
26	12/8	@Carolina	L	104-107	12-4	2-8	14-12
27	12/9	@Virginia at Norfolk	L	98-101	12-4	2-9	14-13
28	12/12	@San Diego	W	110-103*	12-4	3-9	15-13
29	12/14	VIRGINIA	W	103-99	13-4	3-9	16-13
30	12/15	@Dallas	L	99-104	13-4	3-10	16-14
31	12/16	@Kentucky	L	110-117	13-4	3-11	16-15
32	12/17	@San Diego	L	104-113	13-4	3-12	16-16
33	12/19	DALLAS	W	137-115	14-4	3-12	17-16
34	12/21	NEW YORK	W	116-106	15-4	3-12	18-16
35	12/22	@Kentucky	L	116-128	15-4	3-13	18-17
36	12/26	@San Diego	W	103-101	15-4	4-13	19-17
37	12/27	VIRGINIA	W	115-113	16-4	4-13	20-17
38	12/30	NEW YORK	W	136-98	17-4	4-13	21-17
39	1/3	@Utah	L	108-130	17-4	4-14	21-18
40	1/4	DALLAS	W	125-111	18-4	4-14	22-18
41	1/7	CAROLINA	L	111-113	18-5	4-14	22-19
42	1/9	@San Diego	L	109-113	18-5	4-15	22-20
43	1/10	INDIANA	W	106-105	19-5	4-15	23-20
44	1/11	@San Diego at Dallas	W	113-109	19-5	5-15	24-20
45	1/12	@Indiana at Fort Wayne	W	128-119	19-5	6-15	25-20
46	1/16	@Indiana	L	113-130	19-5	6-16	25-21
47	1/17	@New York	L	92-102	19-5	6-17	25-22
48	1/18	@Virginia at Norfolk	L	110-116	19-5	6-18	25-23
49	1/19	@Carolina	L	113-117	19-5	6-19	25-24
50	1/21	KENTUCKY	L	111-118	19-6	6-19	25-25
51	1/23	@Utah	L	104-108	19-6	6-20	25-26
52	1/24	@Kentucky	W	98-87	19-6	7-20	26-26
53	1/26	@Memphis	L	107-114	19-6	7-21	26-27
54	1/28	NEW YORK	W	106-77	20-6	7-21	27-27
55	1/31	MEMPHIS	W	134-106	21-6	7-21	28-27
56	2/1	@Indiana	W	97-92	21-6	8-21	29-27
57	2/2	@Carolina	L	105-113	21-6	8-22	29-28
58	2/4	@Memphis	W	104-99	21-6	9-22	30-28
59	2/11	CAROLINA	W	117-108	22-6	9-22	31-28
60	2/12	@Utah	L	107-119	22-6	9-23	31-29
61	2/14	KENTUCKY	L	103-111	22-7	9-23	31-30
62	2/16	@Memphis at St. Paul	W	127-121	22-7	10-23	32-30
63	2/18	UTAH	W	109-90	23-7	10-23	33-30
64	2/21	SAN DIEGO	W	110-109	24-7	10-23	34-30
65	2/23	@Memphis	W	130-129	24-7	11-23	35-30
66	2/24	@Carolina at Charlotte	W	115-104	24-7	12-23	36-30
67	2/25	KENTUCKY	W	87-86	25-7	12-23	37-30
68	2/28	CAROLINA	L	96-104	25-8	12-23	37-31
69	3/2	@Indiana	L	105-114	25-8	12-24	37-32
70	3/3	@Dallas at Denton	W	124-106	25-8	13-24	38-32
71	3/4	UTAH	W	133-125	26-8	13-24	39-32
72	3/7	DALLAS	W	116-111	27-8	13-24	40-32
73	3/8	@New York	W	120-105	27-8	14-24	41-32
74	3/10	@Virginia at Hampton	L	103-106	27-8	14-25	41-33
75	3/11	@Kentucky	L	82-119	27-8	14-26	41-34
76	3/13	SAN DIEGO	W	114-96	28-8	14-26	42-34
77	3/17	@Dallas	L	107-124	28-8	14-27	42-35
78	3/18	DALLAS	W	122-105	29-8	14-27	43-35
79	3/20	@Memphis	W	113-97	29-8	15-27	44-35
80	3/21	@New York	W	116-101	29-8	16-27	45-35
81	3/23	INDIANA	W	101-92	30-8	16-27	46-35
82	3/24	@Indiana	L	94-116	30-8	16-28	46-36
83	3/25	DALLAS	W	114-106	31-8	16-28	47-36
84	3/27	UTAH	L	109-115	31-9	16-28	47-37

* Denotes number of overtime periods.





1973-74 GAME-BY-GAME RESULTS

NO.	DATE	OPPONENT	W-L	SCORE	HOME	ROAD	TOTAL
1	10/11	SAN DIEGO	W	135-111	1-0	0-0	1-0
2	10/12	@Kentucky at Lexington	L	100-111	1-0	0-1	1-1
3	10/13	@Virginia at Hampton	W	125-100	1-0	1-1	2-1
4	10/17	UTAH	W	112-97	2-0	1-1	3-1
5	10/19	@San Diego	W	113-100	2-0	2-1	4-1
6	10/24	@Indiana	L	89-98	2-0	2-2	4-2
7	10/26	@Carolina at Grnsboro	L	104-109*	2-0	2-3	4-3
8	10/27	@Kentucky at Louisville	L	87-90	2-0	2-4	4-4
9	10/31	NEW YORK	W	107-104	3-0	2-4	5-4
10	11/2	@Indiana	L	103-107*	3-0	2-5	5-5
11	11/3	@San Antonio	L	72-95	3-0	2-6	5-6
12	11/6	@San Diego	W	110-104	3-0	3-6	6-6
13	11/10	@San Antonio	W	88-78	3-0	4-6	7-6
14	11/13	INDIANA	W	127-109	4-0	4-6	8-6
15	11/16	@San Diego	W	130-126	4-0	5-6	9-6
16	11/17	MEMPHIS	W	112-102	5-0	5-6	10-6
17	11/20	CAROLINA	L	107-113	5-1	5-6	10-7
18	11/23	NEW YORK	L	86-128	5-2	5-6	10-8
19	11/24	@Carolina at Charlotte	W	127-122*	5-2	6-6	11-8
20	11/25	@Memphis	L	86-87	5-2	6-7	11-9
21	11/27	UTAH	L	91-103	5-3	6-7	11-10
22	11/29	@Indiana	W	127-111	5-3	7-7	12-10
23	11/30	@New York	L	102-123	5-3	7-8	12-11
24	12/1	SAN ANTONIO	W	107-86	6-3	7-8	13-11
25	12/5	SAN DIEGO	W	138-108	7-3	7-8	14-11
26	12/7	@San Antonio	L	94-116	7-3	7-9	14-12
27	12/8	UTAH	L	111-121	7-4	7-9	14-13
28	12/12	@Utah	L	112-123	7-4	7-10	14-14
29	12/15	KENTUCKY	L	114-120	7-5	7-10	14-15
30	12/19	SAN DIEGO	L	113-118	7-6	7-10	14-16
31	12/21	@Memphis	W	92-83	7-6	8-10	15-16
32	12/22	CAROLINA	W	113-108	8-6	8-10	16-16
33	12/26	@Virginia at Norfolk	L	113-118	8-6	8-11	16-17
34	12/27	@Kentucky at Cincinnati	W	105-100	8-6	9-11	17-17
35	12/29	INDIANA	L	108-114	8-7	9-11	17-18
36	1/2	SAN ANTONIO	W	110-108	9-7	9-11	18-18
37	1/3	@Indiana	L	97-100	9-7	9-12	18-19
38	1/4	@New York	L	92-109	9-7	9-13	18-20
39	1/5	SAN DIEGO	W	146-122	10-7	9-13	19-20
40	1/7	@Utah	L	108-116	10-7	9-14	19-21
41	1/9	VIRGINIA	W	119-103	11-7	9-14	20-21
42	1/11	@Carolina at Grnsboro	L	95-122	11-7	9-15	20-22
43	1/12	@Virginia at Norfolk	L	94-117	11-7	9-16	20-23
44	1/16	KENTUCKY	L	102-105	11-8	9-16	20-24
45	1/18	@San Diego	W	120-113	11-8	10-16	21-24
46	1/19	CAROLINA	W	120-110	12-8	10-16	22-24
47	1/23	MEMPHIS	W	106-99	13-8	10-16	23-24
48	1/26	UTAH	L	117-119	13-9	10-16	23-25
49	1/27	@San Antonio	L	87-93	13-9	10-17	23-26
50	2/2	VIRGINIA	W	138-120	14-9	10-17	24-26
51	2/3	INDIANA	L	102-111	14-10	10-17	24-27
52	2/5	SAN ANTONIO	W	82-79	15-10	10-17	25-27
53	2/7	MEMPHIS	W	105-94	16-10	10-17	26-27
54	2/8	@Kentucky at Cincinnati	L	105-106	16-10	10-18	26-28
55	2/9	@Indiana	W	102-97	16-10	11-18	27-28
56	2/10	SAN ANTONIO	L	90-99	16-11	11-18	27-29
57	2/12	VIRGINIA	W	125-112	17-11	11-18	28-29
58	2/13	KENTUCKY	L	115-119	17-12	11-18	28-30
59	2/15	@Memphis	L	98-102	17-12	11-19	28-31
60	2/16	@Indiana at Teh.	L	89-102	17-12	11-20	28-32
61	2/17	INDIANA	L	92-93	17-13	11-20	28-33
62	2/20	KENTUCKY	W	124-117	18-13	11-20	29-33
63	2/21	@Memphis	L	106-111	18-13	11-21	29-34
64	2/23	@Carolina at Raleigh	L	117-121	18-13	11-22	29-35
65	2/24	UTAH	W	103-91	19-13	11-22	30-35
66	2/27	INDIANA	W	118-114	20-13	11-22	31-35
67	2/28	@Utah	L	105-127	20-13	11-23	31-36
68	3/2	@San Antonio	L	104-113	20-13	11-24	31-37
69	3/3	SAN DIEGO	W	139-112	21-13	11-24	32-37
70	3/5	MEMPHIS	W	135-101	22-13	11-24	33-37
71	3/7	NEW YORK	L	100-114	22-14	11-24	33-38
72	3/8	@Utah	L	111-132	22-14	11-25	33-39
73	3/9	@San Diego	L	96-100	22-14	11-26	33-40
74	3/10	SAN DIEGO	L	99-114	22-15	11-26	33-41
75	3/13	SAN ANTONIO	L	108-111*	22-16	11-26	33-42
76	3/15	@New York	L	93-112	22-16	11-27	33-43
77	3/16	@Virginia at Norfolk	L	101-107	22-16	11-28	33-44
78	3/17	VIRGINIA	W	101-90	23-16	11-28	34-44
79	3/20	UTAH	L	107-111	23-17	11-28	34-45
80	3/22	@Utah	W	105-103	23-17	12-28	35-45
81	3/23	NEW YORK	L	100-112	23-18	12-28	35-46
82	3/24	CAROLINA	W	109-107	24-18	12-28	36-46
83	3/27	@New York	L	96-102	24-18	12-29	36-47
84	3/28	@San Antonio	W	96-92	24-18	13-29	37-47

* Denotes number of overtime periods.





1974-75 GAME-BY-GAME RESULTS

NO.	DATE	OPPONENT	W-L	SCORE	HOME	ROAD	TOTAL
1	10/18	@Kentucky	L	99-117	0-0	0-1	0-1
2	10/19	NEW YORK	W	111-103	1-0	0-1	1-1
3	10/23	@Utah	W	120-106	1-0	1-1	2-1
4	10/26	SAN DIEGO	W	137-101	2-0	1-1	3-1
5	10/29	NEW YORK	W	126-115	3-0	1-1	4-1
6	10/30	@Memphis	W	105-95	3-0	2-1	5-1
7	11/1	MEMPHIS	W	128-112	4-0	2-1	6-1
8	11/2	ST. LOUIS	W	138-106	5-0	2-1	7-1
9	11/5	UTAH	W	145-101	6-0	2-1	8-1
10	11/6	@Indiana	L	116-136	6-0	2-2	8-2
11	11/8	@St. Louis	L	121-132	6-0	2-3	8-3
12	11/9	VIRGINIA	W	130-108	7-0	2-3	9-3
13	11/10	SAN DIEGO	W	125-101	8-0	2-3	10-3
14	11/13	@San Diego	W	132-108	8-0	3-3	11-3
15	11/15	INDIANA	W	120-114	9-0	3-3	12-3
16	11/17	UTAH	W	114-91	10-0	3-3	13-3
17	11/20	@Indiana	W	117-106	10-0	4-3	14-3
18	11/22	@Virginia	W	115-110	10-0	5-3	15-3
19	11/23	@Virginia	W	122-110	10-0	6-3	16-3
20	11/24	@New York	L	90-99	10-0	6-4	16-4
21	11/26	@St. Louis	W	134-124*	10-0	7-4	17-4
22	11/27	@San Antonio	W	112-106	10-0	8-4	18-4
23	11/29	SAN ANTONIO	W	139-124	11-0	8-4	19-4
24	11/30	ST. LOUIS	W	128-109	12-0	8-4	20-4
25	12/4	@San Diego	W	114-110	12-0	9-4	21-4
26	12/5	@Utah	W	89-85	12-0	10-4	22-4
27	12/7	MEMPHIS	W	122-103	13-0	10-4	23-4
28	12/11	INDIANA	W	117-114	14-0	10-4	24-4
29	12/14	SAN DIEGO	W	121-114*	15-0	10-4	25-4
30	12/19	@Kentucky	L	107-125	15-0	10-5	25-5
31	12/20	@Virginia	W	143-123	15-0	11-5	26-5
32	12/21	SAN ANTONIO	W	119-104	16-0	11-5	27-5
33	12/26	UTAH	W	107-102	17-0	11-5	28-5
34	12/27	@San Diego	W	115-108	17-0	12-5	29-5
35	12/28	ST. LOUIS	W	128-121	18-0	12-5	30-5
36	12/29	SAN ANTONIO	W	124-121	19-0	12-5	31-5
37	1/3	INDIANA	W	120-111	20-0	12-5	32-5
38	1/5	UTAH	W	110-93	21-0	12-5	33-5
39	1/8	SAN ANTONIO	W	130-128	22-0	12-5	34-5
40	1/10	@Virginia	W	109-106*	22-0	13-5	35-5
41	1/11	@San Antonio	L	108-130	22-0	13-6	35-6
42	1/14	KENTUCKY	W	118-99	23-0	13-6	36-6
43	1/15	@San Diego	L	109-121	23-0	13-7	36-7
44	1/16	@Utah	W	115-104	23-0	14-7	37-7
45	1/18	MEMPHIS	W	126-104	24-0	14-7	38-7
46	1/19	@Kentucky	L	101-114	24-0	14-8	38-8
47	1/22	@Indiana	L	110-120	24-0	14-9	38-9
48	1/23	@San Antonio	W	127-117	24-0	15-9	39-9
49	1/24	@Utah	L	116-119*	24-0	15-10	39-10
50	1/25	VIRGINIA	W	119-99	25-0	15-10	40-10
51	1/30	@St. Louis	W	123-111	25-0	16-10	41-10
52	1/31	@New York	L	101-114	25-0	16-11	41-11
53	2/1	SAN DIEGO	W	128-111	26-0	16-11	42-11
54	2/2	@Memphis	L	103-120	26-0	16-12	42-12
55	2/5	@Indiana	W	123-113	26-0	17-12	43-12
56	2/7	@San Antonio	L	96-101	26-0	17-13	43-13
57	2/8	SAN ANTONIO	L	115-120	26-1	17-13	43-14
58	2/12	@San Diego	W	115-109	26-1	18-13	44-14
59	2/13	@Utah	W	116-112	26-1	19-13	45-14
60	2/15	KENTUCKY	W	109-107	27-1	19-13	46-14
61	2/16	NEW YORK	W	117-115*	28-1	19-13	47-14
62	2/19	@Utah	L	80-99	28-1	19-14	47-15
63	2/23	KENTUCKY	W	109-107	29-1	19-14	48-15
64	2/26	NEW YORK	W	148-114	30-1	19-14	49-15
65	2/28	@Memphis	L	105-109	30-1	19-15	49-16
66	3/1	INDIANA	L	109-124	30-2	19-15	49-17
67	3/2	@San Diego	W	133-117	30-2	20-15	50-17
68	3/4	MEMPHIS	W	133-116	31-2	20-15	51-17
69	3/6	@St. Louis	W	119-107	31-2	21-15	52-17
70	3/7	@San Antonio	W	100-95	31-2	22-15	53-17
71	3/8	SAN ANTONIO	W	156-144*	32-2	22-15	54-17
72	3/11	VIRGINIA	W	137-123	33-2	22-15	55-17
73	3/12	@Kentucky	L	103-108	33-2	22-16	55-18
74	3/14	@New York	W	102-95	33-2	23-16	56-18
75	3/16	KENTUCKY	W	128-125*	34-2	23-16	57-18
76	3/19	VIRGINIA	W	124-108	35-2	23-16	58-18
77	3/22	INDIANA	W	122-105	36-2	23-16	59-18
78	3/23	@New York	W	114-111	36-2	24-16	60-18
79	3/25	@Memphis	W	97-95	36-2	25-16	61-18
80	3/26	UTAH	W	121-109	37-2	25-16	62-18
81	3/29	ST. LOUIS	W	140-130	38-2	25-16	63-18
82	3/30	@Indiana	L	121-120	38-2	25-17	63-19
83	4/1	INDIANA	W	126-115	39-2	25-17	64-19
84	4/3	SAN DIEGO	W	148-121	40-2	25-17	65-19

* Denotes number of overtime periods.





1975-76 GAME-BY-GAME RESULTS

NO.	DATE	OPPONENT	W-L	SCORE	HOME	ROAD	TOTAL
1	10/24	@San Diego	W	120-108	0-0	1-0	1-0
2	10/25	ST. LOUIS	W	118-101	1-0	1-0	2-0
3	10/29	UTAH	W	122-117	2-0	1-0	3-0
4	10/31	@Indiana	L	99-111	2-0	1-1	3-1
5	11/2	@Kentucky	L	103-106	2-0	1-2	3-2
6	11/5	ST. LOUIS	W	111-98	3-0	1-2	4-2
7	11/6	@Utah	W	111-105	3-0	2-2	5-2
8	11/8	NEW YORK	W	128-121	4-0	2-2	6-2
9	11/11	INDIANA	W	126-117	5-0	2-2	7-2
10	11/14	KENTUCKY	W	117-111	6-0	2-2	8-2
11	11/19	@St. Louis	W	119-106	6-0	3-2	9-2
12	11/20	@Indiana	L	112-117	6-0	3-3	9-3
13	11/21	@New York	L	116-128	6-0	3-4	9-4
14	11/22	VIRGINIA	W	144-119	7-0	3-4	10-4
15	11/26	KENTUCKY	L	107-115	7-1	3-4	10-5
16	11/28	@San Antonio	W	140-136*	7-1	4-4	11-5
17	11/29	SAN ANTONIO	W	123-112	8-1	4-4	12-5
18	12/6	INDIANA	W	126-118	9-1	4-4	13-5
19	12/7	@New York	W	123-119	9-1	5-4	14-5
20	12/10	@St. Louis	W	146-137	9-1	6-4	15-5
21	12/11	@Virginia at Richmond	W	111-100	9-1	7-4	16-5
22	12/12	@Virginia at Halifax	W	110-107	9-1	8-4	17-5
23	12/15	@Virginia at Norfolk	W	131-110	9-1	9-4	18-5
24	12/17	NEW YORK	W	106-103	10-1	9-4	19-5
25	12/20	@San Antonio	L	121-132	10-1	9-5	19-6
26	12/21	INDIANA	W	122-117	11-1	9-5	20-6
27	12/26	SAN ANTONIO	L	106-117	11-2	9-5	20-7
28	12/27	NEW YORK	W	130-113	12-2	9-5	21-7
29	12/28	@Indiana	W	110-105	12-2	10-5	22-7
30	12/30	@St. Louis	L	104-106	12-2	10-6	22-8
31	12/31	KENTUCKY	W	141-137	13-2	10-6	23-8
32	1/2	INDIANA	W	137-125	14-2	10-6	24-8
33	1/3	ST. LOUIS	W	126-115	15-2	10-6	25-8
34	1/5	KENTUCKY	W	127-120	16-2	10-6	26-8
35	1/7	@San Antonio	L	118-121	16-2	10-7	26-9
36	1/9	VIRGINIA	W	155-128	17-2	10-7	27-9
37	1/12	SAN ANTONIO	W	139-122	18-2	10-7	28-9
38	1/13	NEW YORK	W	137-113	19-2	10-7	29-9
39	1/16	@Indiana	W	124-118	19-2	11-7	30-9
40	1/17	KENTUCKY	W	137-113	20-2	11-7	31-9
41	1/18	@Kentucky	L	117-119	20-2	11-8	31-10
42	1/20	@New York	L	123-134	20-2	11-9	31-11
43	1/23	SAN ANTONIO	W	131-123	21-2	11-9	32-11
44	1/30	VIRGINIA	W	136-117	22-2	11-9	33-11
45	1/31	VIRGINIA	W	129-117	23-2	11-9	34-11
46	2/1	@Kentucky	L	94-98	23-2	11-10	34-12
47	2/4	VIRGINIA	W	135-131*	24-2	11-10	35-12
48	2/6	ST. LOUIS	W	123-109	25-2	11-10	36-12
49	2/8	KENTUCKY	W	116-114	26-2	11-10	37-12
50	2/9	@New York	W	138-119	26-2	12-10	38-12
51	2/11	@San Antonio	W	137-133	26-2	13-10	39-12
52	2/14	NEW YORK	W	108-103*	27-2	13-10	40-12
53	2/15	@San Antonio	L	118-125	27-2	13-11	40-13
54	2/18	SAN ANTONIO	W	142-111	28-2	13-11	41-13
55	2/19	INDIANA	W	128-123	29-2	13-11	42-13
56	2/20	@Indiana	L	101-106	29-2	13-12	42-14
57	2/22	@New York	L	95-115	29-2	13-13	42-15
58	2/25	INDIANA	W	122-110	30-2	13-13	43-15
59	2/27	SAN ANTONIO	W	140-116	31-2	13-13	44-15
60	2/28	@San Antonio	L	122-134	31-2	13-14	44-16
61	2/29	@Kentucky	W	112-111	31-2	14-14	45-16
62	3/1	@Virginia	W	115-109	31-2	15-14	46-16
63	3/3	NEW YORK	W	121-100	32-2	15-14	47-16
64	3/5	ST. LOUIS	W	137-125	33-2	15-14	48-16
65	3/7	VIRGINIA	W	116-101	34-2	15-14	49-16
66	3/9	NEW YORK	W	128-112	35-2	15-14	50-16
67	3/10	@Indiana	L	119-129	35-2	15-15	50-17
68	3/11	@New York	L	136-141*	35-2	15-16	50-18
69	3/12	@St. Louis	L	97-101	35-2	15-17	50-19
70	3/16	ST. LOUIS	W	111-94	36-2	15-17	51-19
71	3/17	@Indiana	W	111-108	36-2	16-17	52-19
72	3/18	@New York	L	98-110	36-2	16-18	52-20
73	3/19	@Virginia	W	113-108	36-2	17-18	53-20
74	3/21	ST. LOUIS	W	131-115	37-2	17-18	54-20
75	3/23	@Kentucky	L	117-118*	37-2	17-19	54-21
76	3/24	SAN ANTONIO	L	122-135	37-3	17-19	54-22
77	3/26	INDIANA	W	138-120	38-3	17-19	55-22
78	3/27	@Virginia	W	124-123*	38-3	18-19	56-22
79	3/28	@Indiana	W	110-98	38-3	19-19	57-22
80	3/30	@St. Louis	W	133-112	38-3	20-19	58-22
81	3/31	@San Antonio	L	110-117	38-3	20-20	58-23
82	4/3	@San Antonio	L	121-129	38-3	20-21	58-24
83	4/4	INDIANA	W	140-134	39-3	20-21	59-24
84	4/7	@Kentucky	W	130-103	39-3	21-21	60-24

* Denotes number of overtime periods.





REGULAR SEASON

TEAM	SEASONS	HOME W-L	ROAD W-L	OVERALL W-L	PCT
Anaheim Amigos	1	5-0	2-3	7-3	.700
Carolina Cougars	5	11-6	5-12	16-18	.471
Dallas Chaparrals	5	24-4	7-19	31-23	.574
Floridians	2	4-2	2-4	6-6	.500
Houston Mavericks	2	8-1	5-5	13-6	.684
Indiana Pacers	9	33-13	14-31	47-44	.516
Kentucky Colonels	9	20-12	4-30	24-42	.364
Los Angeles Stars	2	10-1	4-7	14-8	.634
Memphis Pros	3	9-5	9-9	18-14	.563
Memphis Sounds	1	4-0	2-2	6-2	.750
Memphis Tams	1	4-0	1-3	5-3	.625
Miami Floridians	2	5-1	4-2	9-3	.750
Minnesota Muskies	1	2-1	0-3	2-4	.333
Minnesota Pipers	1	2-1	2-1	4-2	.667
New Jersey Americans	1	3-0	2-1	5-1	.833
New Orleans Buccaneers	3	12-4	3-12	15-16	.484
New York Nets	8	27-5	9-21	36-26	.581
Oakland Oaks	2	6-3	4-6	10-9	.526
Pittsburgh Condors	2	4-2	3-3	7-5	.583
Pittsburgh Pipers	2	4-2	2-4	6-6	.500
San Antonio Spurs	3	13-5	7-12	20-17	.540
San Diego Conquistadors	3	13-2	13-5	26-7	.788
San Diego Sails	1	—	1-0	1-0	1.000
Spirits of St. Louis	2	11-0	6-31	7-3	.850
Texas Chaparrals	1	5-1	2-4	7-5	.583
Utah Stars	6	14-15	7-23	21-38	.356
Virginia Squires	6	21-3	12-12	33-15	.688
Washington Capitols	1	5-1	2-4	7-5	.583
TOTALS	9	279-90	134-241	413-331	.555

Anaheim moved to Los Angeles after the '67-68 season and then to Utah after the '69-70 season. Houston moved to Carolina after the '68-69 season and then to St. Louis after the '73-74 season. Dallas changed its name to the Texas Chaparrals for the '70-71 season and back to the Dallas Chaparrals after the '70-71 season, and moved to San Antonio after the '72-73 season. The Minnesota Muskies moved to Miami after the '67-68 season and became the Floridians after the '69-70 season. New Orleans moved to Memphis after the '69-70 season and changed the nickname to the Tams for the '73-74 season

and changed the nickname again to the Sounds for the '74-75 season. Pittsburgh moved to Minnesota and retained nickname after the '67-68 season and returned to Pittsburgh after the '68-69 season and changed nickname to Condors in '70-71. New Jersey moved to New York after the '67-68. Oakland moved to Washington after the '68-69 season and then to Virginia after the '69-70 season. The San Diego Conquistadors were an expansion team in '72-73 and changed nicknames to the Sails after the '74-75 season.

PLAYOFFS

TEAM	PLAYOFF SERIES	HOME W-L	ROAD W-L	OVERALL W-L	PCT
Indiana Pacers	3	4-5	3-7	7-12	.368
Kentucky Colonels	1	3-1	1-2	4-3	.571
Los Angeles Stars	1	1-2	0-2	1-4	.200
New Orleans Buccaneers	1	2-0	0-3	2-3	.400
New York Nets	1	2-1	0-3	2-4	.333
Oakland Oaks	1	2-1	1-3	3-4	.429
Utah Stars	1	3-0	1-2	4-2	.667
Washington Capitols	1	4-0	0-3	4-3	.571
TOTALS	10	21-10	6-25	27-35	.435

* The Denver Nuggets/Rockets advanced to the playoffs in seven of their nine seasons in the ABA.





ABA INDIVIDUAL HONORS

ABA COACH OF THE YEAR

(Originated in 1967-68; selected by the media)

1969-70	Joe Belmont
1974-75	Larry Brown
1975-76	Larry Brown

ABA MOST VALUABLE PLAYER

(Originated in 1967-68; selected by ABA players)

1970	Spencer Haywood
------	-----------------

ABA ROOKIE OF THE YEAR

(Originated in 1967-68; selected by the media)

1970	Spencer Haywood
1976	David Thompson

ABA ALL-DEFENSIVE TEAMS

(Originated in 1972-73; selected by the coaches)

1973	Julius Keye
1974	Julius Keye
1975	Bobby Jones
1976	Bobby Jones

ALL-ABA TEAMS

1968-69	Larry Jones (1st Team)
1969-70	Spencer Haywood (1st Team)
1969-70	Larry Jones (1st Team)
1970-71	Larry Cannon (2nd Team)
1971-72	Ralph Simpson (2nd Team)
1972-73	Warren Jabali (1st Team)
1972-73	Ralph Simpson (2nd Team)
1974-75	Mack Calvin (1st Team)
1975-76	Ralph Simpson (1st Team)
1975-76	David Thompson (2nd Team)
1975-76	Bobby Jones (2nd Team)
1975-76	Dan Issel (2nd Team)

ABA ALL-ROOKIE TEAMS

(Originated in 1967-68; selected by the coaches)

1969	Walt Piatkowski
1970	Spencer Haywood
1974	Mike Green
1975	Bobby Jones
1976	David Thompson

ABA ALL-STAR GAME INDIVIDUAL HONORS

MOST VALUABLE PLAYER

1976	David Thompson
1973	Warren Jabali
1970	Spencer Haywood

NUGGETS/ROCKETS IN ABA ALL-STAR GAMES

PLAYER	TOTAL	CONSECUTIVE	FIRST	LAST
Ralph Simpson	5	5	1972	1976
Larry Jones	3	3	1968	1970
Byron Beck	2	-	1969	1976
Warren Jabali	2	2	1973	1974
Art Becker	1	-	1972	---
Mack Calvin	1	-	1975	---
Gus Gerard	1	-	1976	---
Mike Green	1	-	1975	---
Spencer Haywood	1	-	1970	---
Wayne Hightower	1	-	1969	---
Dan Issel	1	-	1976	---
Bobby Jones	1	-	1976	---
Julius Keye	1	-	1971	---
Claude Terry	1	-	1976	---
David Thompson	1	-	1976	---
Monte Towe	1	-	1976	---
Marvin Webster	1	-	1976	---
Chuck Williams	1	-	1976	---

NUGGETS ABA ALL-STAR COACHES

COACH	YEAR	RECORD	YEAR
Larry Brown	1	1-0	1976*

* The 1976 ABA All-Star Game was an ABA All-Star squad vs. the Western Division-leading Denver Nuggets team.





1967-68

RECORD: 45-33 PCT: .577 PLACE: 3RD

ABA FIRST ROUND (ELIMINATED 2-3)

3/26/68 @New Orleans 130, Denver 104
 3/27/68 @New Orleans 105, Denver 93
 3/30/68 @Denver 105, New Orleans 93
 3/31/68 @Denver 108, New Orleans 100
 4/3/68 @New Orleans 102, Denver 97

1968-69

RECORD: 44-34 PCT: .564 PLACE: 3RD

ABA FIRST ROUND (ELIMINATED 3-4)

4/5/69 @Oakland 125, Denver 99
 4/6/69 Denver 122, @Oakland 119
 4/8/69 Oakland 121, @Denver 99
 4/10/69 @Denver 109, Oakland 108
 4/12/69 @Oakland 128, Denver 118
 4/13/69 @Denver 126, Oakland 115
 4/16/69 @Oakland 115, Denver 102

1969-70

RECORD: 51-33 PCT: .607 PLACE: 1ST

ABA FIRST ROUND (WON 4-3)

4/18/70 @Denver 130, Washington 111
 4/19/70 @Denver 143, Washington 133
 4/20/70 @Washington 125, Denver 120
 4/22/70 @Washington 131, Denver 114
 4/23/70 @Denver 132, Washington 110
 4/25/70 @Washington 116, Denver 111
 4/28/70 @Denver 143, Washington 119

ABA WESTERN FINALS (ELIMINATED 1-4)

4/30/70 @Denver 123, Los Angeles 113 (OT)
 5/1/70 Los Angeles 114, @Denver 105
 5/4/70 @Los Angeles 119, Denver 113
 5/5/70 @Los Angeles 114, Denver 110
 5/9/70 Los Angeles 109, @Denver 107

1970-71 (NOT IN PLAYOFFS)

RECORD: 30-54 PCT: .357 PLACE: 4TH

NOT IN PLAYOFFS

1971-72

RECORD: 34-50 PCT: .405 PLACE: 4TH

ABA FIRST ROUND (ELIMINATED 3-4)

3/31/72 @Indiana 102, Denver 96
 4/1/72 Denver 106, @Indiana 105
 4/4/72 Indiana 122, @Denver 120
 4/6/72 @Denver 112, Indiana 96
 4/8/72 @Indiana 91, Denver 79
 4/9/72 @Denver 106, Indiana 99
 4/13/72 @Indiana 91, Denver 89

1972-73

RECORD: 47-37 PCT: .560 PLACE: 3RD

ABA FIRST ROUND (ELIMINATED 1-4)

3/31/73 @Indiana 114, Denver 91
 4/1/73 @Indiana 106, Denver 98
 4/3/73 @Denver 105, Indiana 94
 4/5/73 Indiana 97, @Denver 95
 4/7/73 @Indiana 121, Denver 107

1973-74 (NOT IN PLAYOFFS)

RECORD: 37-47 PCT: .440 PLACE: 4TH

NOT IN PLAYOFFS

1973-74

RECORD: 65-19 PCT: .774 PLACE: 1ST

ABA FIRST ROUND (WON 4-2)

4/6/75 @Denver 122, Utah 107
 4/7/75 @Denver 126, Utah 120
 4/11/75 @Utah 122, Denver 108
 4/12/75 @Utah 132, Denver 110
 4/14/75 @Denver 130, Utah 119
 4/15/75 Denver 115, @Utah 113

ABA WESTERN FINALS (ELIMINATED 3-4)

4/20/75 @Denver 131, Indiana 128
 4/22/75 Indiana 131, @Denver 124
 4/24/75 @Indiana 118, Denver 112
 4/25/75 Denver 126, @Indiana 109
 4/27/75 Indiana 109, @Denver 90
 4/30/75 Denver 101, @Indiana 90
 5/3/75 Indiana 104, @Denver 96

1975-76

RECORD: 60-24 PCT: .714 PLACE: 1ST

ABA SEMIFINALS (WON 4-3)

4/15/76 @Denver 110, Kentucky 107
 4/17/76 Kentucky 138, @Denver 110
 4/19/76 @Kentucky 126, Denver 114
 4/21/76 Denver 108, @Kentucky 106
 4/22/76 @Denver 127, Kentucky 117
 4/25/76 @Kentucky 119, Denver 115 (2OT)
 4/28/76 @Denver 133, Kentucky 110

ABA CHAMPIONSHIP (ELIMINATED 2-4)

5/1/76 New York 120, @Denver 118
 5/4/76 @Denver 127, New York 121
 5/6/76 @New York 117, Denver 111
 5/8/76 @New York 121, Denver 112
 5/11/76 @Denver 118, New York 110
 5/13/76 @New York 112, Denver 106

OVERALL ABA PLAYOFF RECORD

27 WON, 35 LOST (.435)





GAMES

Byron Beck	61
Ralph Simpson	38

POINTS

Byron Beck	840
Ralph Simpson	834

FIELD GOALS MADE

Byron Beck	343
Ralph Simpson	322

FIELD GOALS ATTEMPTED

Ralph Simpson	731
Byron Beck	728

FIELD GOAL PERCENTAGE

Bobby Jones	(.559/143-256)
David Thompson	(.536/127-237)

THREE-POINT FIELD GOALS

Jeff Congdon	18
Larry Jones	8

THREE-POINT FIELD GOALS ATTEMPTED

Jeff Congdon	60
Larry Jones	28

FREE THROWS MADE

Ralph Simpson	186
Byron Beck	152

FREE THROWS ATTEMPTED

Ralph Simpson	226
Byron Beck	186

FREE THROW PERCENTAGE

Larry Brown	(.958/23-24)
Mack Calvin	(.951/78-82)

OFFENSIVE REBOUNDS

Byron Beck	172
Dave Robisch	89

DEFENSIVE REBOUNDS

Byron Beck	308
Ralph Simpson	181

TOTAL REBOUNDS

Byron Beck	486
Dave Robisch	242

ASSISTS

Larry Jones	122
Ralph Simpson	112

BLOCKED SHOTS

Bobby Jones	32
Julius Keye	17

STEALS

Ralph Simpson	46
Bobby Jones	28





1967

1. Walt Frazier, Southern Illinois
2. Neville Shedd, Texas Western
3. Bob Rule, Colorado State
4. Gary Keller, Florida
5. Byron Beck, Denver*
Rick Dean, Syracuse
Vaughn Harper, Syracuse
Neil Heskin, Georgetown
Dave Lattin, Texas Western
John Morrison, Canisius*
Neil Roberts, Brigham Young
Bill Turner, Akron

1968

1. Tom Boerwinkle, Tennessee
2. Walt Piatkowski, Bowling Green*
3. Bill Hewitt, Southern California
5. Hal Booker, Cheyney State

Second Five Rounds:

- Harry Hollines, Denver
Charley Parks, Idaho State
Vernon Payne, Indiana
Willie Rogers, Oklahoma*
Glynn Saulters, N.E. Louisiana

Third Five Rounds:

- Ken Hall, Westminster Utah
Melvin Jones, Albany State
Julius Keye, Alcorn A&M*
Mickey Smith, Memphis State
Oscar Smith, Elizabeth City, NC

1969

1. Bob Presley, California
2. Bob Portman, Creighton
3. Isiah King, Hiram Scott
4. Greg Wittman, Western Carolina
4. Jerry King, Louisville
5. Bob Tallent, George Washington
6. Elnardo Webster, St. Peters
7. Bill Justus, Tennessee
8. Larry Jeffries, Trinity
9. Harry Hall, Wyoming
10. Jim Healey, Rockhurst
11. Roy Hinton, Central (Ohio) State
12. Al Cueto, Tulsa

1970

1. Spencer Haywood, Detroit*
2. John Valley, UCLA
3. Greg Hyder, Eastern New Mexico
4. Rob St. Pierre, Hanover Ind.
5. Greg Daust, Missouri
5. Dan Hester, Louisiana State*
6. John Marren, Manhattan
6. Larry Mikan, Minnesota
7. Joe McBride, Augusta
8. Ron Becker, New Mexico
9. Jim Penix, Bowling Green
10. Mike Price, Illinois
11. Ken Warzynski, DePaul
12. Fred Taylor, Pan American

1971

1. Ralph Simpson, Michigan State*
1. Cliff Meely, Colorado
2. Marvin Roberts, Utah State*
3. Mike Newlin, Utah
4. Al Smith, Bradley*
5. Dave Robisch, Kansas*
6. William Graham, Kentucky
7. Ken Gardner, Utah
8. Tyrone Marionneaux, Loyola (New Orleans)
9. Mike Childress, Colorado State
10. George Faerber, Purdue
11. John Ribock, South Carolina
12. Gary Brell, Marquette
13. Glen Richgels, Wisconsin
14. Jerry Hyder, Eastern New Mexico
15. David Hall, Kansas State
16. Richard Dixon, Loyola (California)
17. David Walls, Jackson State
18. Paul Botts, Central Michigan
19. Ron Smith, Wichita State
20. Bobby Jones, Drake

1972

1. Bud Stallworth, Kansas
2. Claude Terry, Stanford*
2. Paul Westphal, Southern California
4. Doug Collins, Illinois State
5. Dave Bustion, Denver*
6. Sam Sibert, Kentucky State
7. Ron Riley, Southern California
8. Ted Martiniuk, St. Peter's
9. Bernie Fryer, Brigham Young
10. Jerry Pender, Fresno State
11. Gary Stewart, Canisius
12. Mike Reid, California Riverside
13. John Burks, San Francisco
14. John Tschogl, California Santa Barbara
15. Leon Huff, Drake
16. Larry Morris, Tulsa
17. Dave Hullman, Arizona State
18. Harold Little, New Mexico
19. Andy Knowles, Louisiana Tech
20. John Belcher, Arkansas State

1973 SENIOR DRAFT

1. Ed Ratleff, Long Beach State
2. Steve Mitchell, Kansas State
3. Kevin Stacom, Providence
4. Pat McFarland, St. Joseph's*
5. Larry Farmer, UCLA
6. Martinez Denmon, Iowa State
7. James Brown, Harvard
8. Gary Rhodes, Colorado State
9. Connie Warren, Xavier
10. Jeff Dawson, Illinois

SPECIAL JANUARY DRAFT

1. Mike Bantom, St. Joseph's
2. Clyde Turner, Minnesota

UNDERCLASS DRAFT

1. Marvin Barnes, Providence
2. Dennis DuVal, Syracuse

1974

1. James Williams, Austin Peay
2. Frank Kendrick, Purdue
3. Mike Sojourner, Utah
4. Coniel Morman, Arizona
5. Bernard Hardin, New Mexico
6. Luther Burden, Utah
7. Eric Money, Arizona
8. Larry Fogle, Canisius
9. Tony Byers, Wake Forest
10. Roscoe Pondexter, Long Beach State

1975

1. Marvin Webster, Morgan State*
2. Bill Willoughby, Morrow (NJ) High School
3. Tom Kropp, Kearney State
4. Monte Towe, North Carolina State*
5. Bob Fleisher, Duke
6. Jimmy Moore, Utah
7. Charles Russell, Alabama
8. Mike Odemns, Western Kentucky
9. Owen Brown, Maryland

* Played for Denver



RECORD BOOK





SEASONS

MOST SEASONS

11	Alex English, 1979-90
10	Nene, 2002-2012
10	T.R. Dunn, 1980-88; '89-91
10	Dan Issel, 1975-85
10	Byron Beck, 1967-77

GAMES

MOST GAMES, CAREER

837	Alex English, 1979-90
802	Dan Issel, 1975-85
747	Byron Beck, 1967-77
734	T.R. Dunn, 1980-88; 89-91
596	Nikola Jokić, 2015-Pres.

MOST CONSECUTIVE GAMES, CAREER

387	Alex English, 11/26/80 - 4/13/85
295	Dikembe Mutombo, 11/7/92 - 2/15/96
269	Andre Miller, 10/29/03 - 06
256	T.R. Dunn, 10/10/80 - 11/18/83
247	Fat Lever, 11/24/85 - 12/2/88

MOST GAMES, SEASON

84	14 times, last by Dan Issel and Ralph Simpson (ABA), 1975-76
82	53 times, last by Monte Morris, 2018-19

MINUTES

MOST MINUTES, CAREER

29,893	Alex English, 1979-90
25,198	Dan Issel, 1975-85
20,521	Carmelo Anthony, 2003-11
19,197	Byron Beck, 1967-77
18,341	Nikola Jokić, 2015-Pres.

HIGHEST AVERAGE, MINUTES PER GAME, CAREER (MINIMUM 100 GAMES)

42.0	Allen Iverson, 2006-09
40.5	Larry Jones (ABA), 1967-70
37.5	Nick Van Exel, 1998-02
36.9	Dikembe Mutombo, 1991-96
36.4	Carmelo Anthony, 2003-11

MOST MINUTES, SEASON (NBA ONLY)

3,424	Allen Iverson, 2007-08
3,100	Dikembe Mutombo, 1994-95
3,093	Alex English, 1980-81
3,085	Alex English, 1986-87
3,061	Fat Lever, 1987-88

MOST MINUTES, SEASON (ABA ONLY)

3,808	Spencer Haywood, 1969-70
3,634	Julius Keye, 1970-71
3,121	Ralph Simpson, 1975-76
3,101	David Thompson, 1975-76
3,097	Larry Cannon, 1970-71

MINUTES (CONT.)

HIGHEST AVERAGE, MINUTES PER GAME, SEASON (NBA ONLY)

42.4	Allen Iverson, 2006-07
41.8	Allen Iverson, 2007-08
38.7	Fat Lever, 1988-89
38.7	Antonio McDyess, 1998-99
38.5	Mark Jackson, 1996-97
38.3	Dikembe Mutombo, 1991-92

MOST MINUTES, ROOKIE, SEASON (NBA ONLY)

2,995	Carmelo Anthony, 2003-04
2,749	LaPhonso Ellis, 1992-93
2,716	Dikembe Mutombo, 1991-92

MOST MINUTES, GAME

63	Julius Keye (ABA) @ Dallas (30T), 3/5/71
57	Allen Iverson vs. Houston (20T), 12/20/07
56	Allen Iverson @ Seattle (20T), 4/6/08
56	M. Abdul-Rauf @ Phx. (30T), 11/15/95

MOST MINUTES, NON-OVERTIME GAME (NBA ONLY)

48	17 times, last by A. Iverson @ G.S., 4/10/08
----	--

COMPLETE GAMES

MOST COMPLETE GAMES, CAREER

6	Dale Ellis, 1994-97
3	Allen Iverson, 2006-09
3	Dikembe Mutombo, 1991-96
2	Antonio McDyess, 1995-97; '98-02
1	James Posey, 1999-03
1	Mark Jackson, 1996-97
1	Ervin Johnson, 1996-97

MOST COMPLETE GAMES, SEASON

6	Dale Ellis, 1996-97
3	Allen Iverson, 2007-08
3	Dikembe Mutombo, 1994-95
1	James Posey, 2002-03
1	Antonio McDyess, 1998-99
1	Mark Jackson, 1996-97
1	Ervin Johnson, 1996-97
1	Antonio McDyess, 1996-97

SCORING

MOST POINTS, CAREER

21,645	Alex English, 1979-90
16,589	Dan Issel, 1975-85
13,970	Carmelo Anthony, 2003-11
12,054	Nikola Jokić, 2015-Pres.
11,992	David Thompson, 1975-82

HIGHEST AVERAGE, POINTS PER GAME, CAREER (MINIMUM 200 GAMES)

25.9	Alex English, 1979-90
25.4	Larry Jones (ABA), 1967-70
24.8	Carmelo Anthony, 2003-11
24.1	David Thompson, 1975-82
23.3	Kiki Vandeweghe, 1980-84





SCORING (CONT.)

MOST POINTS, SEASON

2,519	Spencer Haywood (ABA), 1969-70
2,414	Alex English, 1985-86
2,345	Alex English, 1986-87
2,326	Alex English, 1982-83
2,300	Ralph Simpson (ABA), 1971-72

HIGHEST AVERAGE, POINTS PER GAME, SEASON

30.0	Spencer Haywood (ABA), 1969-70
29.8	Alex English, 1985-86
29.4	Kiki Vandeweghe, 1983-84
28.9	Carmelo Anthony, 2006-07
28.6	Alex English, 1986-87

MOST POINTS, ROOKIE, SEASON (NBA ONLY)

1,725	Carmelo Anthony, 2003-04
1,205	LaPhonso Ellis, 1992-93
1,177	Dikembe Mutombo, 1991-92

HIGHEST AVG., POINTS PER GAME, ROOKIE, SEASON (NBA ONLY)

21.0	Carmelo Anthony, 2003-04
16.6	Dikembe Mutombo, 1991-92
14.7	LaPhonso Ellis, 1992-93

MOST SEASONS, 2,000 OR MORE POINTS

8	Alex English, 1981-89
3	David Thompson, 1975-78
2	Kiki Vandeweghe, 1982-84

MOST CONSECUTIVE SEASONS, 2,000 OR MORE PTS.

8	Alex English, 1981-89
3	David Thompson, 1975-78
2	Kiki Vandeweghe, 1982-84

MOST SEASONS, 1,000 OR MORE POINTS

10	Alex English, 1980-90
9	Dan Issel, 1975-84
8	Carmelo Anthony, 2003-11
7	Nikola Jokić, 2015-Pres.
6	Fat Lever, 1984-90

MOST CONSECUTIVE SEASONS, 1,000 OR MORE PTS.

10	Alex English, 1980-90
9	Dan Issel, 1975-84
8	Carmelo Anthony, 2003-11
7	Nikola Jokić, 2016-Pres.
6	Fat Lever, 1984-90

MOST POINTS, GAME

73	David Thompson @ Detroit, 4/9/78
54	Michael Adams vs. Mil. (OT), 3/23/91
54	Alex English vs. Houston, 11/19/85
51	Allen Iverson vs. L.A. Lakers, 12/5/07
51	Mahmoud Abdul-Rauf @ Utah, 12/7/95
51	Alex English @ Miami (2OT), 3/10/89
51	Kiki Vandeweghe vs. Detroit (3OT), 12/13/83
50	Jamal Murray @ Cleveland, 2/19/21
50	Nikola Jokić @ Sacramento, 2/6/21
50	Carmelo Anthony vs. Houston, 2/7/11

SCORING (CONT.)

MOST POINTS, ROOKIE, GAME

41	Carmelo Anthony vs. Seattle, 3/30/04
39	Carmelo Anthony vs. Portland, 2/2/04
39	Dikembe Mutombo @ Minnesota, 2/3/92
37	Carmelo Anthony vs. Houston, 12/26/03
37	Michael Porter Jr. @ Oklahoma City, 8/3/20*

*Orlando Bubble Due to COVID-19

MOST GAMES, 50 OR MORE POINTS, CAREER

2	Carmelo Anthony, 2003-11
2	Alex English, 1979-90
2	Kiki Vandeweghe, 1980-84

MOST GAMES, 50 OR MORE POINTS, SEASON

2	Kiki Vandeweghe, 1983-84
---	--------------------------

MOST GAMES, 40 OR MORE POINTS, CAREER

33	Alex English, 1979-80
19	Carmelo Anthony, 2003-11
17	David Thompson, 1975-82
17	Nikola Jokić, 2015-Pres.
11	Kiki Vandeweghe, 1980-84
6	Michael Adams, 1987-91

MOST GAMES, 40 OR MORE POINTS, SEASON

8	Nikola Jokić, 2022-23
8	Alex English, 1985-86
8	Kiki Vandeweghe, 1983-84
7	Carmelo Anthony, 2009-10
7	David Thompson, 1977-78
6	Michael Adams, 1990-91

MOST CONSECUTIVE GAMES, 40 OR MORE POINTS

2	Nikola Jokić, 12/25/22 (41) – 12/28/22 (40)
2	Carmelo Anthony, 10/29/09 (41) - 11/1/09 (42)
2	Michael Adams, 1/29/91 (41) - 1/31/91 (45)
2	Alex English, 11/8/84 (45) - 11/10/84 (44)
2	Alex English, 12/23/82 (43) - 12/27/82 (41)

MOST GAMES, 30 OR MORE POINTS, CAREER

273	Alex English, 1979-90
163	Carmelo Anthony, 2003-11
101	David Thompson, 1975-82
96	Nikola Jokić, 2015-Pres.
86	Dan Issel, 1975-85

MOST GAMES, 30 OR MORE POINTS, SEASON

44	Alex English, 1985-86
42	Alex English, 1986-87
42	Kiki Vandeweghe, 1983-84
37	Alex English, 1982-83
36	Nikola Jokić, 2022-23
34	Carmelo Anthony, 2006-07

MOST CONSECUTIVE GAMES, 30 OR MORE POINTS

6	Alex English, 11/13 - 11/24/82
6	Carmelo Anthony, 11/22 - 12/2/06
6	Carmelo Anthony, 11/8 - 11/18/06
5	Carmelo Anthony, 12/8 - 12/16/09
5	Michael Adams, 1/24 - 2/2/91
5	Alex English, 11/12 - 11/21/85
5	Kiki Vandeweghe, 12/30/82 - 1/5/83
5	David Thompson, 11/1 - 11/8/80
5	Nikola Jokić, 3/30-4/7/22





SCORING (CONT.)

MOST CONSECUTIVE GAMES, 10 OR MORE POINTS

222	Carmelo Anthony, 12/2/05 - 11/29/08
200	Alex English, 2/3/87 - 11/9/89
160	Alex English, 2/6/80 - 2/24/82
147	David Thompson, 12/23/76 - 11/14/78
134	Carmelo Anthony, 12/2/08 - 11/26/10

MOST POINTS, ONE HALF

53	David Thompson @ Detroit (1st), 4/9/78
----	--

MOST POINTS, ONE QUARTER

33	Carmelo Anthony vs. Minnesota (3rd), 12/10/08
32	David Thompson @ Detroit (1st), 4/9/78

MOST POINTS, OVERTIME PERIOD

15	Earl Boykins @ Sea., 1/18/05
----	------------------------------

FIELD GOAL PERCENTAGE

HIGHEST FG PERCENTAGE, CAREER (MINIMUM 1,000 MADE)

.583	Bobby Jones (1,980-3,394), 1974-78
.560	Nenê (2,566-4,584), 2002-12
.553	Nikola Jokić (4627-8367), 2015-Pres.
.544	Kenneth Faried (2,034-3,744), 2011-18
.541	Kiki Vandeweghe (2,671-4,937), 1980-84

HIGHEST FG PERCENTAGE, SEASON (MINIMUM 350 MADE)

.632	Nikola Jokić (646-1022), 2022-23
.615	Nenê (405-654), 2010-11
.604	Bobby Jones (529-876), 1974-75 (ABA)
.604	Nenê (428-709), 2008-09
.587	Nenê (421-717), 2009-10

HIGHEST FG PERCENTAGE, ROOKIE, SEASON (MINIMUM 200 MADE, NBA ONLY)

.519	Nenê (321-619), 2002-03
.515	Ty Lawson (201-390), 2009-10
.512	Nikola Jokić (307-600), 2015-16
.504	LaPhonso Ellis (483-958), 1992-93
.493	Dikembe Mutombo (428-869), 1991-92

MOST FIELD GOALS MADE, NONE MISSED, GAME

12	Nenê vs. Utah, 1/25/09
12	Bobby Jones vs. Golden State, 3/15/78

MOST FIELD GOAL ATTEMPTS, NONE MADE, GAME

13	Gary Harris @ Utah, 2/5/20
12	Ty Lawson @ Atlanta, 3/15/14
12	Paul Silas vs. Indiana, 11/27/76
11	Yakhouba Diawara vs. Dallas, 12/31/06
11	Andre Miller @ LAC, 11/2/06

FIELD GOALS MADE

MOST FIELD GOALS, CAREER

8,953	Alex English, 1979-90
6,176	Dan Issel, 1975-85
4,989	Carmelo Anthony, 2003-11
4,628	Nikola Jokić, 2015-Pres.
4,486	David Thompson, 1975-82

FIELD GOALS MADE (CONT.)

MOST FIELD GOALS, SEASON

986	Spencer Haywood (ABA), 1969-70
965	Alex English, 1986-87
959	Alex English, 1982-83
951	Alex English, 1985-86
939	Alex English, 1984-85

MOST CONSECUTIVE FGM, NO MISSES, SEASON

17	Bobby Jones, 12/21 - 12/23/76
----	-------------------------------

MOST FIELD GOALS, GAME

28	David Thompson @ Detroit, 4/9/78
----	----------------------------------

MOST FIELD GOALS, ONE HALF

20	David Thompson @ Detroit (1st), 4/9/78
----	--

MOST FIELD GOALS, ONE QUARTER

13	David Thompson @ Detroit (1st), 4/9/78
----	--

FIELD GOAL ATTEMPTS

MOST FIELD GOAL ATTEMPTS, CAREER

17,604	Alex English, 1979-90
12,183	Dan Issel, 1975-85
10,877	Carmelo Anthony, 2003-11
8,988	Ralph Simpson, 1970-76; '77-78
8,842	David Thompson, 1975-82

MOST FIELD GOAL ATTEMPTS, SEASON

2,000	Ralph Simpson (ABA, 1971-72)
1,998	Spencer Haywood (ABA), 1969-70
1,920	Alex English, 1986-87
1,888	Alex English, 1985-86
1,881	Alex English, 1988-89

MOST FIELD GOAL ATTEMPTS, GAME

38	David Thompson @ Detroit, 4/9/78
----	----------------------------------

3-POINT FG PERCENTAGE

HIGHEST THREE-POINT FG PERCENTAGE, CAREER (MINIMUM 150 MADE)

.417	Michael Porter Jr. (430-1031), 2019-Pres.
.399	Arron Afflalo (383-961), 2009-12; 2014-15
.398	Monte Morris (159-400), 2017-2022
.392	Chauncey Billups (514-1,311), 1998-00; 2008 - 11
.388	Dale Ellis (448-1,155), 1994-97
.382	Malik Beasley (258-676), 2016-20

HIGHEST THREE-POINT FG PERCENTAGE, SEASON (MINIMUM 50 MADE)

.453	Darrell Arthur (53-117), 2016-17
.445	Michael Porter Jr. (170-382), 2020-21
.441	Chauncey Billups (105-238), 2010-11
.435	Paul Millsap (54-124), 2019-20
.434	Arron Afflalo (108-249), 2009-10

MOST THREE-POINT FGM, NONE MISSED, GAME

6	Chauncey Billups @ Minnesota, 12/29/10
5	10 times, last by Monte Morris vs. San Antonio, 4/9/21





3-POINT FG PERCENTAGE (CONT.)

MOST THREE-POINT FGA, NONE MADE, GAME

9	Will Barton @ Atlanta, 2/8/17
8	Michael Adams vs. Indiana, 3/17/91
8	Michael Adams vs. Washington, 2/15/89
8	Nikola Jokić vs. Atlanta, 1/10/18
8	Will Barton @ Oklahoma City, 12/18/17

3-POINT FG MAKES

MOST THREE-POINT FIELD GOALS, CAREER

768	J.R. Smith, 2006-11
673	Jamal Murray, 2016-Pres.
647	Will Barton, 2015-22
630	Michael Adams, 1987-91
565	Gary Harris, 2014-21

MOST THREE-POINT FIELD GOALS, SEASON

192	Dale Ellis, 1996-97
189	Randy Foye, 2013-14
180	J.R. Smith, 2008-09
170	Michael Porter Jr., 2020-21
167	Michael Adams, 1990-91
166	Michael Adams, 1988-89

MOST THREE-POINT FIELD GOALS, GAME

11	J.R. Smith vs. Sacramento, 4/13/09
10	Ty Lawson vs. Minnesota, 4/9/11
10	J.R. Smith vs. Atlanta, 12/23/09
9	5 times, last by Jamal Murray at Phx, 12/29/18

MOST CONSECUTIVE GAMES, THREE-POINT FGM

79	Michael Adams, 1/28/88 - 1/23/89 (43 games in '87-88 and 36 games in '88-89)
----	---

MOST THREE-POINT FIELD GOALS MADE, ONE HALF

7	Ty Lawson vs. Minnesota (2nd), 4/9/11
7	J.R. Smith @ Memphis, 3/24/08
7	J.R. Smith @ Chicago, 2/22/08
7	J.R. Smith vs. Miami, 12/8/06
7	Michael Adams vs. Milwaukee (2nd), 1/21/89
7	John Roche vs. Seattle (2nd), 1/9/82

MOST THREE-POINT FGM, ONE QUARTER

7	Ty Lawson vs. Minnesota (3rd), 4/9/11
7	J.R. Smith @ Memphis (4th), 3/24/08
7	J.R. Smith @ Chicago (4th), 2/22/08
7	John Roche vs. Seattle (4th), 1/9/82
5	3 times, last by J.R. Smith vs. Sac. (4th), 4/13/09

3-POINT FG ATTEMPTS

MOST THREE-POINT FIELD GOAL ATTEMPTS, CAREER

2,266	Jamal Murray, 2016-Pres.
2,010	J.R. Smith, 2006-11
1,841	Michael Adams, 1987-91
1,790	Will Barton, 2015-2022
1,702	Nikola Jokić, 2015-Pres

MOST THREE-POINT FIELD GOAL ATTEMPTS, SEASON

564	Michael Adams, 1990-91
528	Dale Ellis, 1996-97
498	Randy Foye, 2013-14
467	J.R. Smith, 2009-10
466	Michael Adams, 1988-89

3-POINT FG ATTEMPTS (CONT.)

MOST THREE-POINT FIELD GOAL ATTEMPTS, GAME

20	Michael Adams @ L.A. Clippers, 4/12/91
----	--

MOST THREE-POINT FGA, ONE HALF

13	twice by J.R. Smith with the last one vs. Detroit Pistons (2nd), 3/12/11
----	--

FREE THROW PERCENTAGE

HIGHEST FREE THROW PERCENTAGE, CAREER (MINIMUM 500 MADE)

.916	Mahmoud Abdul-Rauf (898-980), 1990-96
.912	Chauncey Billups (1,334-1,463), 1998-00; '08-11
.899	Earl Boykins (692-770), 2003-07
.896	Walter Davis (550-614), 1988-92
.870	Jamal Murray (820-934), 2016-Pres.

HIGHEST FREE THROW PERCENTAGE, SEASON (MINIMUM 140 MADE)

.956	Mahmoud Abdul-Rauf (219-229), 1993-94
.935	Mahmoud Abdul-Rauf (217-235), 1992-93
.930	Mahmoud Abdul-Rauf (146-157), 1995-96
.923	Chauncey Billups (265-287), 2010-11
.921	Earl Boykins (279-303), 2004-05
.913	Chauncey Billups (409-448), 2008-09

HIGHEST FT PERCENTAGE, ROOKIE SEASON (MINIMUM 90 MADE)

.883	Jamal Murray, (106-120), 2016-17
.832	Bryant Stith (99-119), 1992-93
.818	Kiki Vandeweghe (130-159), 1980-81
.814	Bobby Jackson (149-183), 1997-98
.811	Nikola Jokić (154-190), 2015-16

MOST FREE THROWS MADE, NONE MISSED, GAME

18	Danilo Gallinari vs. Chicago, 2/5/16
18	Dan Schayes vs. Houston, 4/15/88
17	Chauncey Billups vs. Milwaukee, 3/20/10
17	Carmelo Anthony @ Golden State, 11/22/10
17	Michael Adams vs. Seattle, 4/7/91

FREE THROWS MADE

MOST FREE THROWS MADE, CAREER

4,217	Dan Issel, 1975-85
3,721	Alex English, 1979-90
3,582	Carmelo Anthony, 2003-11
2,996	David Thompson, 1975-82
2,205	Nikola Jokić, 2015-Pres.

MOST FREE THROWS MADE, SEASON

645	Allen Iverson, 2007-08
606	Larry Cannon, 1970-71 (ABA)
591	Larry Jones, 1968-69 (ABA)
579	Larry Jones, 1969-70 (ABA)
573	Carmelo Anthony, 2005-06

MOST CONSECUTIVE FREE THROWS MADE

81	Mahmoud Abdul-Rauf, 3/15 - 11/16/93
----	-------------------------------------





FREE THROWS MADE (CONT.)

MOST FREE THROWS MADE, GAME

21	Larry Cannon (ABA) vs. Virginia, 12/26/70
20	David Thompson @ N.O. Jazz, 4/10/77
19	Carmelo Anthony vs. Houston, 12/16/09
19	Carmelo Anthony @ Chicago, 1/16/06
19	Carmelo Anthony @ Atlanta, 12/18/05

MOST FREE THROWS MADE, QUARTER

14	Johnny Newman vs. Boston (4th), 2/10/98
----	---

FREE THROWS ATTEMPTED

MOST FREE THROW ATTEMPTS, CAREER

5,277	Dan Issel, 1975-85
4,462	Carmelo Anthony, 2003-11
4,428	Alex English, 1979-90
3,844	David Thompson, 1975-82
2,661	Nikola Jokić, 2015-Pres

MOST FREE THROW ATTEMPTS, SEASON

797	Allen Iverson, 2007-08
765	George McGinnis, 1978-79
763	Larry Cannon (ABA), 1970-71
760	Larry Jones (ABA), 1968-69
732	Larry Jones (ABA), 1969-70

MOST FREE THROW ATTEMPTS, GAME

27	Larry Cannon (ABA) vs. Virginia, 12/26/70
24	Carmelo Anthony @ Atlanta (OT), 12/18/05
23	Dan Issel vs. New Jersey, 1/31/80
23	George McGinnis vs. Phoenix, 10/25/78
22	Carmelo Anthony @ Washington, 11/22/05

MOST FREE THROW ATTEMPTS, QUARTER

16	Johnny Newman vs. Boston (4th), 2/10/98
----	---

REBOUNDS

MOST REBOUNDS, CAREER

6,630	Dan Issel, 1975-85
6,273	Nikola Jokić, 2015-Pres
5,261	Byron Beck, 1967-77
4,811	Dikembe Mutombo, 1991-96
4,686	Alex English, 1979-90

HIGHEST AVERAGE, REBOUNDS PER GAME, CAREER

12.3	Dikembe Mutombo (4,811/391), 1991-96
11.2	Julius Keye (4,547/406), 1969-74
11.1	Marcus Camby (4,117/372), 2002-08
11.0	George McGinnis (1,326/121), 1979-80
10.5	Nikola Jokić (4,437/453), 2015-Pres.

MOST REBOUNDS, SEASON

1,637	Spencer Haywood (ABA), 1969-70
1,454	Julius Keye (ABA), 1970-71
1,070	Dikembe Mutombo, 1992-93
1,037	Marcus Camby, 2007-08
1,029	Dikembe Mutombo, 1994-95

MOST REBOUNDS, ROOKIE, SEASON (NBA ONLY)

870	Dikembe Mutombo, 1991-92
744	LaPhonso Ellis, 1992-93
572	Antonio McDyess, 1995-96

REBOUNDS (CONT.)

HIGHEST AVERAGE, REBOUNDS PER GAME, SEASON

13.8	Nikola Jokić, 2021-22
13.1	Marcus Camby, 2007-08
13.0	Dikembe Mutombo, 1992-93
12.5	Dikembe Mutombo, 1994-95
12.3	Dikembe Mutombo, 1991-92

MOST REBOUNDS, GAME

31	Dikembe Mutombo vs. Char. (2OT), 3/26/96
31	Spencer Haywood (ABA) vs. Ky., 11/13/69
29	Timofey Mozgov @ Golden State, 4/10/14
26	Ervin Johnson @ Dallas, 4/19/97
26	Dikembe Mutombo @ LAL (OT), 11/11/94

MOST REBOUNDS, ROOKIE, GAME

22	Dikembe Mutombo vs Golden St., 12/26/91
21	Dikembe Mutombo @ Minnesota, 2/3/92
20	Dikembe Mutombo vs. Charlotte, 11/26/91
19	Dikembe Mutombo vs. Dallas, 2/14/92
19	Dikembe Mutombo @ Sacramento, 1/21/92

MOST REBOUNDS, ONE HALF

20	Nikola Jokić (1st) vs. CHO, 12-18-22
19	Spencer Haywood (ABA) vs Indiana, 2/1/70
18	Marcus Camby vs. Chi. (1st), 1/28/04
16	4 times, last by Marcus Camby vs. Ind. (2nd), 3/3/05

OFFENSIVE REBOUNDS

MOST OFFENSIVE REBOUNDS, CAREER

2,038	Alex English, 1979-90
1,989	Dan Issel, 1975-85
1,635	Byron Beck, 1967-77
1,560	Nikola Jokić, 2015-Pres
1,514	Dikembe Mutombo, 1991-96

MOST OFFENSIVE REBOUNDS, SEASON

533	Spencer Haywood (ABA), 1969-70
370	Julius Keye (ABA), 1970-71
344	Dikembe Mutombo, 1992-93
337	Greg Anderson, 1991-92
319	Dikembe Mutombo, 1994-95

MOST OFFENSIVE REBOUNDS, GAME

15	J.J. Hickson, vs. Portland, 2/25/14
15	Spencer Haywood (ABA) @ Kentucky, 2/12/70
13	Dikembe Mutombo @ Minnesota, 2/3/92
13	Jerome Lane vs. San Antonio, 4/19/91
13	Jerome Lane @ Houston, 4/21/91

DEFENSIVE REBOUNDS

MOST DEFENSIVE REBOUNDS, CAREER

4,713	Nikola Jokić, 2015-Pres
4,641	Dan Issel, 1975-85
3,478	Byron Beck, 1967-77
3,297	Dikembe Mutombo, 1991-96
3,174	Marcus Camby, 2002-08

MOST DEFENSIVE REBOUNDS, SEASON

1,104	Spencer Haywood (ABA), 1969-70
1,084	Julius Keye (ABA), 1970-71
813	Nikola Jokić, 2021-22
807	Marcus Camby, 2007-08
726	Dikembe Mutombo, 1992-93





DEFENSIVE REBOUNDS (CONT.)

MOST DEFENSIVE REBOUNDS, GAME

26	Julius Keye (ABA) @ Pittsburgh, 2/6/71
23	Dikembe Mutombo vs. Charlotte (TOT), 3/26/96
22	Ervin Johnson vs. Sacramento, 12/18/96
20	Marcus Camby vs. Atlanta, 1/23/08
20	Ervin Johnson @ Dallas, 4/19/97

ASSISTS

MOST ASSISTS, CAREER

3,959	Nikola Jokić, 2015-Pres
3,679	Alex English, 1979-90
3,566	Fat Lever, 1984-90
2,978	Andre Miller, 2003-06, 2011-2014
2,745	Ty Lawson, 2010-15

HIGHEST AVERAGE, ASSISTS PER GAME, CAREER

8.4	Nick Van Exel (2,047/245), 1998-02
7.5	Fat Lever (3,566/474), 1984-90
7.2	Michael Adams (2,181/304), 1987-91
7.1	Allen Iverson (965/135), 2006-08

MOST ASSISTS, SEASON

720	Ty Lawson, 2014-15
714	Nick Van Exel, 1999-00
693	Michael Adams, 1990-91
678	Nikola Jokić, 2022-23
674	Andre Miller, 2005-06

MOST ASSISTS, ROOKIE, SEASON (NBA ONLY)

389	Jalen Rose, 1994-95
372	Emmanuel Mudiay, 2015-16
361	Rob Williams, 1982-83

HIGHEST AVERAGE, ASSISTS PER GAME, SEASON (MINIMUM 50 GAMES)

12.3	Mark Jackson, 1996-97
10.5	Michael Adams, 1990-91
9.8	Nikola Jokić, 2022-23
9.6	Ty Lawson, 2014-15
9.0	Nick Van Exel, 1999-00

MOST ASSISTS, GAME

23	Fat Lever @ Golden State, 4/21/89
23	Larry Brown (ABA) vs. Pittsburgh, 2/20/72
22	George McCloud @ Chicago, 3/26/01
22	Mark Jackson vs. New Jersey, 1/20/97

MOST ASSISTS, ROOKIE, GAME

16	Jalen Rose vs. Sacramento, 3/16/95
14	Bobby Jackson vs. Boston, 2/10/98
13	5 times, last by Jalen Rose vs. San Antonio, 4/16/95

MOST ASSISTS, ONE HALF

18	Larry Brown (ABA) vs. Pittsburgh, 2/20/72
16	Fat Lever @ Golden St. (2nd), 4/21/89
14	Mark Jackson vs. New Jersey (1st), 1/20/97

MOST ASSISTS, ONE QUARTER

12	Mark Jackson vs. New Jersey (1st), 1/20/97
----	--

PERSONAL FOULS

MOST PERSONAL FOULS, CAREER

2,288	Dan Issel, 1975-85
2,288	Alex English, 1979-90
2,267	Byron Beck, 1967-77
1,922	Dan Schayes, 1982-90
1,864	Nenê, 2003-12

MOST PERSONAL FOULS, SEASON

346	Julius Keye (ABA), 1971-72
323	Dan Schayes, 1987-88
321	George McGinnis, 1978-79
320	Dan Schayes, 1988-89
317	Julius Keye (ABA), 1970-71

DISQUALIFICATIONS

MOST DISQUALIFICATIONS, CAREER

51	Byron Beck, 1967-77*
44	Dan Schayes, 1982-90
35	Blair Rasmussen, 1985-91
32	Dan Issel, 1975-85*
32	Antonio McDyess, 1995-97; '98-02

*ABA did not keep stat every year

MOST DISQUALIFICATIONS, SEASON

16	George McGinnis, 1978-79
15	Blair Rasmussen, 1990-91
12	Antonio McDyess, 1999-00
10	Blair Rasmussen, 1989-90
10	George McGinnis, 1979-80

STEALS

MOST STEALS, CAREER

1,167	Fat Lever, 1984-90
1,070	T.R. Dunn, 1980-88; 89-91
854	Alex English, 1979-90
798	Dan Issel, 1975-85
714	Nikola Jokić, 2015-Pres

HIGHEST AVERAGE, STEALS PER GAME, CAREER

2.46	Fat Lever, 1984-90
2.08	Warren Jabali, 1972-74
2.04	Bobby Jones, 1974-78
1.98	Michael Adams, 1987-91
1.96	Roland Taylor, 1974-75; '76-77

MOST STEALS, SEASON

223	Fat Lever, 1987-88
202	Fat Lever, 1984-85
201	Fat Lever, 1986-87
195	Fat Lever, 1988-89
186	Bobby Jones, 1976-77

HIGHEST AVERAGE, STEALS PER GAME, SEASON

2.75	Fat Lever, 1988-89
2.72	Fat Lever, 1987-88
2.46	Fat Lever, 1984-85
2.45	Fat Lever, 1986-87
2.28	Fat Lever, 1985-86





STEALS (CONT.)

MOST STEALS, ROOKIE, SEASON (NBA ONLY)

154	Mark Macon, 1991-92
127	Nenê, 2002-03
105	Bobby Jackson, 1997-98
98	James Posey, 1999-00

HIGHEST AVERAGE, SPG, ROOKIE, SEASON (NBA ONLY)

2.03	Mark Macon, 1991-92
------	---------------------

MOST STEALS, GAME

10	Fat Lever vs. Indiana, 3/9/85
----	-------------------------------

MOST STEALS, ONE HALF

8	Fat Lever vs. Indiana (2nd), 3/9/85
8	Rob Williams @ New Jersey, 2/17/83

MOST STEALS, ONE QUARTER

8	Fat Lever vs. Indiana (3rd), 3/9/85
---	-------------------------------------

BLOCKED SHOTS

MOST BLOCKED SHOTS, CAREER

1,486	Dikembe Mutombo, 1991-96
1,126	Marcus Camby, 2002-08
830	Wayne Cooper, 1984-89
625	Bobby Jones, 1974-78
624	Alex English, 1979-90

HIGHEST AVERAGE, BPG, CAREER

3.81	Dikembe Mutombo, 1991-96
3.03	Marcus Camby, 2002-08
2.77	Ervin Johnson, 1996-97
2.50	Raef LaFrentz, 1998-02
2.36	Wayne Cooper, 1984-89

MOST BLOCKED SHOTS, SEASON

336	Dikembe Mutombo, 1993-94
332	Dikembe Mutombo, 1995-96
321	Dikembe Mutombo, 1994-95
287	Dikembe Mutombo, 1992-93
285	Marcus Camby, 2007-08

HIGHEST AVERAGE, BPG, SEASON

4.49	Dikembe Mutombo, 1995-96
4.10	Dikembe Mutombo, 1993-94
3.91	Dikembe Mutombo, 1994-95
3.61	Marcus Camby, 2007-08
3.50	Dikembe Mutombo, 1992-93

MOST BLOCKED SHOTS, ROOKIE, SEASON

210	Dikembe Mutombo, 1991-92
114	Antonio McDyess, 1995-96
111	LaPhonso Ellis, 1992-93

MOST BLOCKED SHOTS, GAME

12	Dikembe Mutombo vs. LA Clippers, 4/18/93
12	Julius Keye, (ABA) vs. Virginia Squires, 12/14/72

TURNOVERS

MOST TURNOVERS, CAREER

2,263	Alex English, 1979-90
1,726	Carmelo Anthony, 2003-11
1,709	Nikola Jokić, 2015-Pres
1,653	Ralph Simpson, 1970-76; '77-78
1,481	Dan Issel, 1975-85

MOST TURNOVERS, SEASON

360	Ralph Simpson (ABA), 1975-76
346	George McGinnis, 1978-79
346	Larry Cannon (ABA), 1970-71
314	Ralph Simpson (ABA), 1974-75
302	Warren Jabali (ABA), 1972-73

MOST TURNOVERS, GAME

13	Warren Jabali (ABA) vs. Carolina, 11/20/70
11	Emmanuel Mudiay @ Houston, 10/28/15
10	Nikola Jokić @ Sacramaneto, 12/29/20
10	Carmelo Anthony vs. Chicago, 11/21/06
10	Andre Miller @ Golden State, 1/17/05
10	Michael Adams, @ Chicago, 3/18/91

DOUBLE-DOUBLES

MOST DOUBLE-DOUBLES, CAREER

376	Nikola Jokić, 2015-Pres.
227	Dikembe Mutombo, 1991-96
220	Dan Issel, 1975-85
198	Fat Lever, 1984-90
150	Antonio McDyess, 1995-97; '98-02

MOST DOUBLE-DOUBLES, SEASON

66	Nikola Jokić, 2021-22
60	Nikola Jokić, 2020-21
58	Dikembe Mutombo, 1992-93
56	Nikola Jokić, 2018-19
51	Antonio McDyess, 2000-01

TRIPLE-DOUBLES

MOST TRIPLE-DOUBLES, CAREER

105	Nikola Jokić, 2015-Pres.
43	Fat Lever, 1985-90

MOST TRIPLE-DOUBLES, SEASON

29	Nikola Jokić, 2022-23
19	Nikola Jokić, 2021-22
16	Nikola Jokić, 2020-21
16	Fat Lever, 1986-87
13	Nikola Jokić, 2019-20





SCORING (NBA ONLY)

HIGHEST AVERAGE, POINTS PER GAME, SEASON

126.5	1981-82
123.7	1983-84
123.2	1982-83

LOWEST AVERAGE, POINTS PER GAME, SEASON

84.2	2002-03
89.0	1997-98
92.2	2001-02

MOST CONSECUTIVE GAMES, 100 OR MORE POINTS

136	1/21/81 - 12/8/82
75	12/2/86 - 11/20/87
68	12/5/84 - 10/29/85

MOST CONSECUTIVE GAMES, 100 OR MORE POINTS, SEASON

82	1981-82
67	1986-87
65	1984-85

MOST CONSECUTIVE GAMES, FEWER THAN 100 POINTS, SEASON

23	12/16/02 - 02/02/03
23	10/30 - 12/13/02
20	2/15 - 3/24/03

MOST POINTS, GAME

184	vs. Detroit (3OT), 12/13/83
168	vs. Seattle, 3/16/08
163	vs. San Antonio, 1/11/84
162	vs. Portland, 2/13/81

FEWEST POINTS, GAME

53	@ Detroit, 11/16/02
58	@ Boston, 1/24/03
60	@ Indiana, 11/4/03

MOST POINTS, HALF

90	@ San Antonio (1st), 11/7/90
86	vs. Portland (1st), 11/20/86
84	vs. Seattle (2nd), 3/16/08
84	vs. Seattle (1st), 3/16/08

FEWEST POINTS, HALF

22	@ Philadelphia (1st), 12/16/02
22	@ San Antonio (1st), 11/27/02
22	@ Portland (1st), 4/16/97

MOST POINTS, QUARTER

51	vs. San Diego (3rd), 1/6/82
49	@ Portland (4th), 2/10/84
48	6 times, last vs. Houston (1st), 2/1/19

FEWEST POINTS, QUARTER

3	@ San Antonio (1st), 11/27/02
5	@ Dallas (3rd), 11/28/15
7	4 times, last @ Indiana (3rd), 11/4/03

SCORING (NBA ONLY) (CONT.)

LARGEST MARGIN OF VICTORY, GAME

52	vs. Seattle, 3/16/08 (168-116)
46	vs. LA Clippers, 11/6/87 (139-93)
42	@ Seattle, 2/27/08 (138-96)

LARGEST MARGIN OF DEFEAT, GAME

48	@ Milwaukee, 3/26/80 (95-143)
47	@ Seattle, 1/15/91 (99-146)
45	@ Golden State, 11/7/81 (107-152)

OVERTIME

MOST POINTS, OVERTIME PERIOD

23	@ Phoenix, 12/23/96
21	@ Golden State, 1/16/20
21	@ Seattle, 1/18/05

MOST POINTS ALLOWED, OVERTIME PERIOD

21	@ New Jersey, 12/16/05
----	------------------------

FEWEST POINTS, OVERTIME PERIOD

0	vs. Charlotte, 1/13/97
2	@ Indiana, 12/10/17
4	@ Dallas, 12/30/89

FEWEST POINTS ALLOWED, OVERTIME PERIOD

2	vs. Charlotte, 1/13/97
3	@ Memphis, 2/25/05

LARGEST MARGIN OF VICTORY, OVERTIME GAME

10	vs. LA Clippers, 2/26/23 (134-124)
10	@ LA Clippers, 10/31/08 (113-103)
10	vs. Portland, 4/10/04 (110-100)
10	@ Phoenix (3OT), 11/15/95 (137-127)

LARGEST MARGIN OF DEFEAT, OVERTIME GAME

10	@ Indiana, 12/10/17 (116-126)
9	@ New Jersey, 12/16/05 (106-115)
8	@ Miami, 3/19/18 (141-149)
8	vs. Minnesota, 2/5/00 (97-105)
8	vs. Indiana, 2/7/90 (130-138)

FIELD GOAL PERCENTAGE

HIGHEST FIELD-GOAL PERCENTAGE, SEASON

.520	(3,980-7,656) 1981-82
.504	(3574-7088) 2022-23
.494	(3,951-7,999) 1982-83
.493	(3,935-7,983) 1983-84

LOWEST FIELD-GOAL PERCENTAGE, SEASON

.411	(2,689-6,544) 2002-03
.417	(2,677-6,412) 1997-98
.421	(1,681-3,989) 1998-99

HIGHEST FIELD-GOAL PERCENTAGE, GAME

.670	@ Seattle (59-88), 2/27/08
.667	@ New Jersey (46-69), 10/20/78
.663	vs. San Antonio (57-86), 1/2/77





FIELD GOAL PCT. (CONT.)

LOWEST FIELD-GOAL PERCENTAGE, GAME

.263	@ Phoenix (20-76), 4/1/03
.274	@ Portland (20-73), 11/23/96
.284	@ Portland (21-74), 4/16/97

FIELD GOALS MADE

MOST FIELD GOALS, SEASON

3,980	1981-82
3,951	1982-83
3,935	1983-84

FEWEST FIELD GOALS, SEASON

1,681	1998-99 (Shortened season)
2,572	2011-12 (Shortened season)
2,677	1997-98

MOST FIELD GOALS, GAME

68	vs. Detroit (30T), 12/13/83
64	@ LA Lakers, 11/6/84
64	vs. Portland, 2/13/81

FEWEST FIELD GOALS, GAME

20	@ Phoenix, 4/1/03
20	@ Portland, 11/23/96
21	four times, last vs. NJ, 1/27/03

FIELD GOALS ATTEMPTED

MOST FIELD GOAL ATTEMPTS, SEASON

8,868	1990-91
8,140	1988-89
8,015	1989-90

FEWEST FIELD GOAL ATTEMPTS, SEASON

3,989	1998-99 (Shortened season)
5,404	2011-12 (Shortened season)
6,412	1997-98

MOST FIELD GOAL ATTEMPTS, GAME

130	vs. Golden State, 11/2/90
127	@ Boston, 12/5/90
127	vs. Houston, 1/10/91
126	vs. Philadelphia, 1/5/91

FEWEST FIELD GOAL ATTEMPTS, GAME

56	vs. New Jersey, 1/27/03
61	@ Portland, 10/29/09
61	@ Seattle, 1/3/03

3-POINT FG PERCENTAGE

HIGHEST THREE-POINT FIELD GOAL PERCENTAGE, SEASON

.388	(662-1,704) 2010-11
.379	(969-2,559) 2022-23
.377	(927-2,462) 2020-21

LOWEST THREE-POINT FIELD GOAL PERCENTAGE, SEASON

.190	(24-126) 1982-83
.207	(30-145) 1980-81
.233	(71-305) 1985-86

3-POINT FG PERCENTAGE (CONT.)

HIGHEST THREE-POINT FIELD GOAL PERCENTAGE, GAME (MIN. 5 ATT)

.833	@ Houston (5-6), 4/19/90
.800	@ Miami (4-5), 12/9/88
.800	vs. New Jersey (4-5), 1/28/93
.750	@ San Antonio (9-12), 1/31/10

3-POINT FG MAKES

MOST THREE-POINT FIELD GOALS, SEASON

1,039	2021-22
969	2022-23
940	2017-18

FEWEST THREE-POINT FIELD GOALS, SEASON

24	1982-83
30	1980-81
40	1981-82

MOST THREE-POINT FIELD GOALS, GAME

24	@ Milwaukee, 2/15/18
24	vs. Golden State, 2/13/17
23	@ Milwaukee, 1/30/22
23	vs. LA Lakers, 1/15/22

FEWEST THREE-POINT FIELD GOALS, GAME

0	several times, last at San Antonio (0-10), 3/27/13
---	--

MOST THREE-POINT FIELD GOALS, ONE HALF

11	6 times, last vs. Milwaukee (2nd), 1/31/20
----	--

3-POINT FG ATTEMPTS

MOST THREE-POINT FIELD GOAL ATTEMPTS, SEASON

2,944	2021-22
2,571	2018-19
2,559	2022-23

FEWEST THREE-POINT FIELD GOAL ATTEMPTS, SEASON

126	1982-83
145	1980-81
149	1981-82

MOST THREE-POINT FIELD GOAL ATTEMPTS, GAME

47	vs. LA Lakers, 2/14/21
46	@ Golden State, 4/23/21
46	@ Milwaukee, 1/31/20

FEWEST THREE-POINT FG ATTEMPTS, GAME

0	43 times, last @ New Jersey, 11/30/91
---	---------------------------------------

FREE THROW PERCENTAGE

HIGHEST FREE THROW PERCENTAGE, SEASON

.818	1983-84 (2,200-2,690)
.808	1982-83 (2,179-2,696)
.804	1987-88 (1,841-2,289)

LOWEST FREE THROW PERCENTAGE, SEASON

.699	2002-03 (1,294-1,850)
.701	2012-13 (1,505-2,148)
.718	1993-94 (1,739-2,423)





FREE THROW PERCENTAGE (CONT.)

MOST FREE THROWS MADE, NONE MISSED, GAME

24	vs. Philadelphia, 12/26/89
21	vs. Phoenix, 4/4/97
21	@ Houston, 1/22/90

LOWEST FREE THROW PERCENTAGE, GAME

.313	@ San Antonio, 4/18/07 (5-16)
.375	@ Portland, 11/2/02 (3-8)
.375	@ Cleveland, 3/7/20 (3-8)

FREE THROWS MADE

MOST FREE THROWS MADE, SEASON

2,388	1980-81
2,371	1981-82
2,200	1983-84

FEWEST FREE THROWS MADE, SEASON

1,010	1998-99 (Shortened season)
1,129	2020-21 (Shortened season)
1,185	2019-20 (COVID-19 season)

MOST FREE THROWS MADE, GAME

51	@ San Diego, 10/29/83
51	vs. Atlanta, 1/13/81
49	@ New Orleans Jazz, 4/10/77

FEWEST FREE THROWS MADE, GAME

3	2 times, @ Cleveland, 3/7/20
4	7 times, last @ San Antonio, 3/4/19

FREE THROWS ATTEMPTED

MOST FREE THROW ATTEMPTS, SEASON

3,051	1980-81
2,978	1981-82
2,841	1978-79

FEWEST FREE THROW ATTEMPTS, SEASON

1,325	1998-99
1,406	2020-21 (Shortened season)
1,526	2019-20 (COVID-19 season)

MOST FREE THROW ATTEMPTS, GAME

65	@ New Orleans Jazz, 4/10/77
63	vs. Phoenix, 2/19/81
61	vs. Atlanta, 1/13/81
60	vs. Milwaukee, 12/30/00

FEWEST FREE THROW ATTEMPTS, GAME

4	@ San Antonio, 3/4/19
5	vs. San Antonio, 12/18/01
5	vs. Cleveland (OT), 1/16/97
5	@ NYK, 12/4/21

REBOUNDS

MOST REBOUNDS, SEASON

4,050	1990-91
3,988	1976-77
3,913	1977-78

REBOUNDS (CONT.)

FEWEST REBOUNDS, SEASON

2,039	1998-99 (Shortened season)
2,843	2011-12 (Shortened season)
3,197	1997-98

MOST REBOUNDS, GAME

73	vs. Philadelphia, 1/5/91
68	@ Utah, 4/12/83
67	@ LA Lakers (OT), 11/11/94

FEWEST REBOUNDS, GAME

22	@ Detroit, 3/18/08
23	@ Utah, 2/1/06
23	vs. Orlando, 1/13/98

OFFENSIVE REBOUNDS

MOST OFFENSIVE REBOUNDS, SEASON

1,520	1990-91
1,350	1991-92
1,331	1984-85

FEWEST OFFENSIVE REBOUNDS, SEASON

647	1998-99 (Shortened season)
738	2011-12 (Shortened season)
758	2020-21 (Shortened season)

MOST OFFENSIVE REBOUNDS, GAME

33	vs. Philadelphia, 1/5/91
33	@ Atlanta, 2/26/85
33	vs. Washington, 11/23/76

FEWEST OFFENSIVE REBOUNDS, GAME

1	vs. Boston, 1/1/23
1	@ Orlando, 12/1/21
1	vs. Houston, 4/24/21

DEFENSIVE REBOUNDS

MOST DEFENSIVE REBOUNDS, SEASON

2,837	2016-17
2,832	2018-19
2,748	2017-18

FEWEST DEFENSIVE REBOUNDS, SEASON

1,392	1998-99 (Shortened season)
2,105	2011-12 (Shortened season)
2,157	1997-98

MOST DEFENSIVE REBOUNDS, GAME

54	vs. New York Nets, 11/17/76
53	@ Phoenix, 1/23/21
50	vs. Toronto, 11/18/16
50	@ Boston, 2/10/13

FEWEST DEFENSIVE REBOUNDS, GAME

14	@ Chicago, 1/14/85
15	@ Portland, 2/15/98
16	6 times, last @ Cleveland, 12/14/02





ASSISTS

MOST ASSISTS, SEASON

2,482	1983-84
2,368	2022-23
2,336	1982-83

FEWEST ASSISTS, SEASON

969	1998-99 (Shortened season)
1,547	1997-98
1,553	1991-92

MOST ASSISTS, GAME

52	@ Golden State, 4/21/89
47	vs. Sacramento, 12/2/87
46	vs. Detroit, 12/13/83

FEWEST ASSISTS, GAME

7	@ Houston, 1/27/10
7	@ Miami, 2/21/04
8	@ Houston, 11/24/28
8	vs. Dallas, 11/19/91

PERSONAL FOULS

MOST PERSONAL FOULS, SEASON

2,279	1983-84
2,235	1990-91
2,184	1986-87

FEWEST PERSONAL FOULS, SEASON

1,145	1998-99 (Shortened season)
1,297	2011-12 (Shortened season)
1,374	2020-21 (Shortened season)

MOST PERSONAL FOULS, GAME

44	at Phoenix, 12/26/83
43	vs. Detroit, 12/13/83
42	@ Golden State, 4/22/95
42	@ LA Clippers, 1/14/87

FEWEST PERSONAL FOULS, GAME

7	vs. Orlando, 1/9/13
8	vs. Detroit, 3/12/11
9	vs. New York, 12/15/19

DISQUALIFICATIONS

MOST DISQUALIFICATIONS, SEASON

48	1978-79
46	1990-91
31	1989-90

FEWEST DISQUALIFICATIONS, SEASON

2	2011-12 (Shortened season)
6	2005-06
4	2021-22

MOST DISQUALIFICATIONS, GAME

4	vs. Detroit (3OT), 12/13/83
4	@ Atlanta, 10/21/78

STEALS

MOST STEALS, SEASON

953	1976-77
894	1984-85
856	1990-91

FEWEST STEALS, SEASON

376	1998-99 (Shortened season)
503	1996-97
521	1995-96

MOST STEALS, GAME

20	@ L.A. Clippers, 12/16/88
20	vs. L.A. Clippers, 4/23/88
20	vs. Phoenix, 10/29/85
20	vs. New Jersey, 12/2/77
20	vs. Seattle, 1/21/77

FEWEST STEALS, GAME

0	@ Sacramento, 1/6/11
0	@ Atlanta, 10/21/78

BLOCKED SHOTS

MOST BLOCKED SHOTS, SEASON

686	1993-94
618	1999-00
597	1995-96

FEWEST BLOCKED SHOTS, SEASON

275	1998-99 (Shortened season)
305	2021-22
323	2020-21 (Shortened season)

MOST BLOCKED SHOTS, GAME

19	vs. New Jersey, 11/24/87
18	vs. LA Clippers, 4/5/94
18	vs. Vancouver, 3/15/99

FEWEST BLOCKED SHOTS, GAME

0	several times, last vs. Golden State, 3/7/22
---	--

TURNOVERS

MOST TURNOVERS, SEASON

2,011	1976-77
1,748	1977-78
1,666	1983-84

FEWEST TURNOVERS, SEASON

739	1998-99 (Shortened season)
972	2020-21 (Shortened season)
1,005	2019-20 (COVID-19 season)

MOST TURNOVERS, GAME

38	vs. Phoenix, 10/24/80
38	@ Philadelphia (2OT), 3/9/77
38	@ Indiana, 3/16/77

FEWEST TURNOVERS, GAME

1	vs. Portland, 2/23/21
3	vs. Atlanta, 11/12/19





INDIVIDUAL - SINGLE GAME

		PLAYER	TEAM	DATE
MINUTES PLAYED	58	Raja Bell	Phoenix Suns (3OT)	1/10/06
	55	Doug Collins	at Philadelphia 76ers (3OT)	3/9/77
	48	several times last by Harrison Barnes	Golden State Warriors	4/16/14
POINTS	55	Adrian Dantley	at Utah Jazz	2/6/81
FIELD GOALS MADE	24	Hakeem Olajuwon	at Houston Rockets	1/30/97
		Adrian Dantley	at Utah Jazz	2/6/81
FIELD GOALS ATTEMPTED	40	Hakeem Olajuwon	at Houston Rockets	1/30/97
		George Gervin	at San Antonio Spurs	1/8/80
MOST FIELD GOALS MADE, NO MISSES	10	Charles Smith	Los Angeles Clippers	4/11/92
3-POINT FIELD GOALS MADE	11	Damian Lillard	Portland Trail Blazers	8/6/20
3-POINT FIELD GOALS ATTEMPTED	18	Stephen Curry	Golden State Warriors	4/12/21
		Damian Lillard	Portland Trail Blazers	8/6/20
3-POINT FIELD GOALS MADE, NO MISSES	9	Ben Gordon	Detroit Pistons	3/21/12
FREE THROWS MADE	27	Adrian Dantley	at Utah Jazz	11/25/83
FREE THROWS ATTEMPTED	31	Adrian Dantley	at Utah Jazz	11/25/83
MOST FREE THROWS MADE, NO MISSES	15	Dominique Wilkins	Atlanta Hawks	2/4/90
		Tom Owens	at Portland Trail Blazers	12/17/78
OFFENSIVE REBOUNDS	16	Charles Barkley	Philadelphia 76ers	3/20/87
DEFENSIVE REBOUNDS	25	Herb Williams	at Indiana Pacers	1/23/89
		Swen Nater	at San Diego Clippers	12/14/79
TOTAL REBOUNDS	32	Swen Nater	at San Diego Clippers	12/14/79
ASSISTS	30*	Scott Skiles	at Orlando Magic	12/30/90
TURNOVERS	12	Sleepy Floyd	at Golden State Warriors	10/25/85
STEALS	9	Doug Christie	Toronto Raptors	2/25/97
		Rickey Green	Utah Jazz	11/10/82
BLOCKED SHOTS	12	Mark Eaton	Utah Jazz	2/5/83

*NBA Record





TEAM - SINGLE GAME

		TEAM	DATE
MINUTES PLAYED	315	5 times, last at Boston Celtics (3OT)	2/10/13
MOST POINTS - GAME	186* Non-overtime 173	Detroit Pistons (3OT) at Phoenix Suns	12/13/83 11/10/90
POINTS - HALF	107*	at Phoenix Suns (1st)	11/10/90
POINTS - QUARTER	57	at Phoenix Suns (2nd)	11/10/90
FEWEST POINTS	67	New Orleans Hornets	11/29/04
FIELD GOALS MADE	74*	Detroit Pistons (3OT)	12/13/83
FIELD GOALS ATTEMPTED	136	Detroit Pistons (3OT)	12/13/83
FIELD GOAL PERCENTAGE	.671	Chicago	1/14/85
3-POINT FIELD GOALS MADE	24	at Toronto Raptors	3/24/21
3-POINT FIELD GOALS ATTEMPTED	55	Utah Jazz (2OT)	8/8/20
FREE THROWS MADE	52	Minnesota Timberwolves	3/3/14
FREE THROWS ATTEMPTED	66	at Utah Jazz	12/23/83
MOST FREE THROWS MADE, NO MISSES	27	Los Angeles Lakers	1/30/92
OFFENSIVE REBOUNDS	37	Kansas City Kings	1/4/83
DEFENSIVE REBOUNDS	53	Indiana	1/23/89
TOTAL REBOUNDS	75	at Indiana Pacers Kansas City Kings	11/28/86 1/4/83
ASSISTS	52	at Seattle SuperSonics	3/18/83
TURNOVERS	39	at Phoenix Suns	10/29/85
STEALS	22	Seattle SuperSonics	3/20/97
PERSONAL FOULS	46	Indiana Pacers	12/28/82
BLOCKED SHOTS	22	at New Jersey Nets	12/12/91

*NBA Record





GAMES PLAYED

1. Alex English	837
2. Dan Issel	802
3. Byron Beck	747
4. T.R. Dunn	734
5. Nikola Jokić	596

MINUTES PLAYED

1. Alex English	29,893
2. Dan Issel	25,198
3. Carmelo Anthony	20,521
4. Byron Beck	19,197
5. Nikola Jokić	18,341

TOTAL POINTS

1. Alex English	21,645
2. Dan Issel	16,589
3. Carmelo Anthony	13,970
4. Nikola Jokić	12,054
5. David Thompson	11,992

FIELD GOALS MADE

1. Alex English	8,953
2. Dan Issel	6,176
3. Carmelo Anthony	4,989
4. Nikola Jokić	4,628
5. David Thompson	4,486

FIELD GOALS ATTEMPTED

1. Alex English	17,604
2. Dan Issel	12,183
3. Carmelo Anthony	10,877
4. Ralph Simpson	8,988
5. David Thompson	8,842

3-POINT FIELD GOALS MADE

1. Jamal Murray	845
2. Will Barton	804
3. J.R. Smith	768
4. Michael Adams	630
5. Nikola Jokić	593

3-POINT FG ATTEMPTED

1. Jamal Murray	2,266
2. Will Barton	2,220
3. J.R. Smith	2,010
4. Michael Adams	1,841
5. Nikola Jokić	1,702

FREE THROWS MADE

1. Dan Issel	4,217
2. Alex English	3,721
3. Carmelo Anthony	3,582
4. David Thompson	2,996
5. Nikola Jokić	2,205

FREE THROWS ATTEMPTED

1. Dan Issel	5,277
2. Carmelo Anthony	4,462
3. Alex English	4,428
4. David Thompson*	3,844
5. Nikola Jokić	2,661

REBOUNDS

1. Dan Issel	6,630
2. Nikola Jokić	6,273
3. Byron Beck	5,261
4. Dikembe Mutombo	4,811
5. Alex English	4,686

STEALS

1. Fat Lever	1,167
2. T.R. Dunn	1,070
3. Alex English	854
4. Dan Issel	798
5. Nikola Jokić	714

ASSISTS

1. Nikola Jokić	3,959
2. Alex English	3,679
3. Fat Lever	3,566
4. Andre Miller	2,978
5. Ty Lawson	2,745

PERSONAL FOULS

1. Dan Issel	2,288
2. Alex English	2,288
3. Byron Beck	2,267
4. Dan Schayes	1,922
5. Nene	1,864

BLOCKED SHOTS

1. Dikembe Mutombo	1,486
2. Marcus Camby	1,126
3. Wayne Cooper	830
4. Bobby Jones	625
5. Chris Andersen	624

TURNOVERS

1. Alex English	2,263
2. Carmelo Anthony	1,726
3. Nikola Jokić	1,709
4. Ralph Simpson	1,653
5. Dan Issel	1,481





NUGGETS ALL-TIME SCORING LEADERS


PLAYER	SP	GP	MIN	FGM	FGA	PCT	3FGM	FTM	FTA	PCT	OFF	DEF	REB	AST	PF	ST	BS	PTS	AVG
1. English	11	837	29,893	8,953	17,604	.509	18	3,721	4,428	.840	2,038	2,648	4,686	3,679	2,288	854	622	21,645	25.9
2. Issel+	10	802	25,200	6,176	12,183	.507	2	4,214	5,277	.799	1,989	4,641	6,630	2,005	2,304	798	455	16,589	20.6
3. Anthony	8	564	20,521	4,989	10,877	.459	410	3,582	4,462	.803	1,102	2,464	3,566	1,729	1,693	634	259	13,970	24.8
4. Jokić	8	596	18,341	4,628	8,367	.553	593	2,205	2,661	.829	1,560	4,713	6,273	3,959	1,641	714	423	12,054	20.2
5. Thompson+	7	498	16,902	4,486	8,842	.507	24	2,996	3,844	.779	851	1,281	2,132	1,704	1,397	538	463	11,992	24.1
6. Simpson+	7	519	16,227	4,095	8,988	.456	32	1,908	2,477	.770	804	1,442	2,246	1,950	1,266	592	69	10,130	19.5
7. Beck+	10	747	19,192	3,681	7,295	.505	13	1,228	1,516	.810	1,786	3,478	5,261	978	2,267	220	55	8,603	11.5
8. Lever	6	474	16,867	3,304	7,281	.454	111	1,362	1,747	.780	1,119	2,502	3,621	3,557	1,213	1,167	125	8,081	17.0
9. Abdul-Rauf	6	439	12,481	2,880	6,500	.443	371	898	980	.916	192	711	903	1,756	851	406	38	7,029	16.0
10. Murray	6	410	12,517	2,546	5,692	.447	845	1,000	1,150	.870	318	1,197	1,515	1,722	750	394	125	6,937	16.9
11. Nenê	9	555	16,445	2,566	4,584	.560	2	1,734	2,556	.678	1,183	2,676	3,859	1,014	1,864	694	508	6,868	12.4
12. Vandeweghe	4	293	9,794	2,671	4,937	.541	27	1,460	1,703	.857	443	1,098	1,541	782	716	200	141	6,829	23.3
13. Barton	8	479	14,542	2,465	5,632	.438	304	961	1,218	.789	401	2,001	2,402	1,587	887	419	239	6,695	14.0
14. McDyess	6	361	12,271	2,612	5,371	.486	7	1,324	1,951	.679	1,044	2,187	3,231	586	1,257	311	604	6,555	18.2
15. Robisch+	8	500	12,344	2,317	4,916	.471	0	1,547	1,982	.780	1,092	2,316	3,408	903	1,207	180	217	6,181	12.4
16. Re. Williams	6	419	12,556	2,359	5,286	.446	301	915	1,159	.789	610	1,313	1,923	1,222	1,432	632	328	5,934	14.2
17. Lawson	6	416	12,945	2,120	4,548	.466	403	1,280	1,661	.771	281	926	1,207	2,745	692	509	39	5,923	14.2
18. L. Jones*	3	226	9,154	1,986	4,481	.443	73	1,700	2,175	.782	-	-	1,483	954	769	-	-	5,745	25.4
19. Adams	4	304	10,600	1,842	4,419	.416	630	1,220	1,435	.850	218	769	987	2,181	582	602	36	5,534	18.2
20. A. Miller	7	447	13,970	1,989	4,284	.464	71	1,305	1,632	.800	473	1,218	1,691	2,978	993	557	82	5,354	12.0
21. L. Ellis	6	343	11,352	2,019	4,399	.459	165	998	1,368	.730	847	1,848	2,695	740	1,179	281	319	5,201	15.2
22. J.R. Smith	5	372	9,182	1,788	4,085	.438	768	740	998	.741	189	959	1,148	804	828	380	71	5,084	13.7
23. Mutombo	5	391	14,411	1,824	3,489	.523	0	1,406	2,164	.650	1,514	3,297	4,811	651	1,361	223	1,486	5,054	12.9
24. Faried	7	441	11,000	2,034	3,744	.543	2	976	1,491	.655	1,368	2,266	3,634	450	1,098	334	369	5,046	11.4
25. Schayes	8	536	11,096	1,626	3,185	.511	3	1,774	2,194	.809	989	2,097	3,086	605	1,922	274	498	5,029	9.4
26. Stith	8	458	13,248	1,706	3,968	.430	191	1,379	1,641	.840	520	1,094	1,614	968	868	472	112	4,982	10.9
27. Gallinari	6	303	9,492	1,461	3,486	.419	535	1,441	1,668	.864	226	1,243	1,469	667	517	248	122	4,898	16.2
28. B. Jones+	4	324	10,410	1,980	3,394	.583	0	846	1,183	.759	809	1,988	2,797	1,150	957	660	625	4,806	14.8
29. Chandler	7	357	10,877	1,781	4,058	.439	540	581	767	.757	423	1,568	1,991	658	936	263	171	4,683	13.1
30. G. Harris	7	387	11,245	1,742	3,839	.454	565	594	742	.801	240	768	1,008	811	691	477	85	4,643	12.0

* ABA + ABA and NBA combined





DAVID THOMPSON'S 73-POINT GAME



On April 9, 1978, David Thompson became just the second player in NBA history (Wilt Chamberlain) to score more than 72 points in a game as he hit for 73 against the Detroit Pistons on the final day of the regular season at Detroit's Cobo Arena.

DT broke the NBA record for points in a quarter (32 in the 1st) and field goals in a quarter (18 in the 1st).

His 73 points still stand as the most scored by an individual in Nuggets history and are the third-most (Wilt Chamberlain, 100, Kobe Bryant, 81) ever scored in a non-overtime game in NBA annals.

Despite DT's heroics, the Nuggets lost, 139-137.

DENVER NUGGETS (137)

PLAYER	MIN	FG	FGA	FT	FTA	OFF	DEF	REB	AST	PF	STL	TO	BS	PTS
Bobby Jones	15	2	2	0	0	3	3	2	0	0	4	0	0	4
Bobby Wilkerson	32	1	8	0	0	0	5	5	3	5	3	5	1	2
Dan Issel	32	6	9	2	2	3	6	9	10	2	2	4	1	14
DAVID THOMPSON	43	28	38	17	20	3	4	7	2	2	0	4	1	73
Anthony Roberts	34	5	8	2	2	2	3	5	1	5	3	3	0	12
Bo Ellis	23	2	4	1	1	1	3	4	6	2	0	0	2	5
Tom LaGarde	14	2	5	3	4	0	4	2	0	3	1	2	0	7
Ralph Simpson	24	4	9	1	1	1	2	3	4	2	2	3	0	9
Norman Cook	4	1	1	0	0	1	2	3	1	1	0	0	0	2
Mack Calvin	9	3	4	1	2	0	0	0	0	1	0	1	0	7
Robert Smith	10	1	2	0	0	0	1	1	1	1	0	0	0	2
TOTALS	240	55	90	29	32	11	33	44	30	24	11	26	5	137
FG Pct.: .611	FT Pct.: .844													

DETROIT PISTONS (139)

PLAYER	MIN	FG	FGA	FT	FTA	OFF	DEF	REB	AST	PF	STL	TO	BS	PTS
M.L. Carr	39	10	18	5	6	4	5	9	1	2	2	3	0	25
John Shumate	41	8	11	4	4	1	8	9	1	4	2	1	2	20
Dan Poquette	23	5	7	1	2	2	3	5	0	1	0	1	1	11
Eric Toney	33	11	24	1	1	0	2	2	4	3	3	0	0	23
Chris Ford	35	8	14	3	4	1	3	4	9	3	4	5	0	19
Jim Bostic	15	4	8	2	5	3	1	4	0	0	0	2	0	10
Al Skinner	30	8	12	11	11	3	2	5	3	4	0	2	0	27
Jim Price	24	2	8	0	0	1	1	2	5	4	2	3	0	4
TOTALS	240	55	102	27	33	15	25	40	23	21	13	17	3	139
FG Pct.: .549	FT Pct.: .818													

SCORE BY PERIODS	1	2	3	4	FINAL
Denver	42	41	23	31	137
Detroit	36	33	35	35	139

Attendance: 3,482 Time of Game: 2:02





An unassuming crowd of 9,655 fans filed into McNichols Arena on Dec. 13, 1983, unaware that they were about to witness NBA history.

On this winter night, the Pistons and Nuggets battled back-and-forth in one of the most exciting games of all time. Detroit, led by All-Star guard Isiah Thomas' 47 points, overcame a horrendous night at the foul line (37-60) and outlasted the Nuggets, 186-184, in triple overtime. The game still stands as the highest scoring contest in league history.

What makes that mark even more incredible is that only two three-point field goals were made the entire night.

In all, six NBA records were broken including: most points, both teams, game (370); most points, one team, game (Detroit, 186); most players with 40-or-more-points, game (4); most field goals made, both teams, game (142); most field goals made, one team, game (Detroit, 74) and most assists, both teams, game (93).

All six still stand today.

DETROIT PISTONS (186)

PLAYER	MIN	FG	FGA	3FG	3FGA	FT	FTA	REB	A	PTS
Kelly Tripucka	39	14	25	0	0	7	9	4	2	35
Cliff Levingston	13	1	2	0	0	0	0	2	0	2
Bill Laimbeer	47	6	10	0	0	5	9	12	6	17
Isiah Thomas	52	18	34	1	2	10	19	5	17	47
John Long	46	18	25	0	0	5	6	6	8	41
Terry Tyler	28	8	15	0	0	2	3	8	1	18
Vinnie Johnson	21	4	12	0	0	4	5	5	8	12
Earl Cureton	34	3	6	0	0	3	5	7	2	9
Ray Tolbert	15	1	4	0	0	1	4	6	2	3
Walker Russell	6	1	2	0	0	0	0	0	1	2
Kent Benson	13	0	1	0	0	0	0	1	0	0
David Thirdkill	1	0	0	0	0	0	0	0	0	0
TOTALS	315	74	136	1	2	37	60	56	47	186

FG Pct.:(.544), FT Pct.:(.617). Team Rebounds: 16

DENVER NUGGETS (184)

PLAYER	MIN	FG	FGA	3FG	3FGA	FT	FTA	REB	A	PTS
Alex English	50	18	30	0	0	11	13	12	7	47
Kiki Vandeweghe	50	21	29	0	0	9	11	9	8	51
Dan Issel	35	11	19	0	1	6	8	8	5	28
Rob Williams	21	3	8	0	0	3	4	3	5	9
T.R. Dunn	36	3	3	0	0	1	2	4	2	7
Mike Evans	40	7	13	0	0	2	2	2	7	16
Richard Anderson	14	5	6	1	1	2	3	5	1	13
Danny Schayes	24	0	1	0	0	11	12	7	2	11
Bill Hanzlik	38	0	4	0	0	2	2	7	7	2
Howard Carter	4	0	1	0	0	0	0	0	1	0
Ken Dennard	3	0	1	0	0	0	0	0	1	0
TOTALS	315	68	115	1	2	47	57	57	46	184

FG Pct.:(.591), FT Pct.:(.825). Team Rebounds: 13

SCORE BY PERIODS	1ST	2ND	3RD	4TH	1 OT	2 OT	3 OT	FINAL
Detroit	38	36	34	37	14	12	15	186
Denver	34	40	39	32	14	12	13	184

Officials: Joe Borgia and Jesse Hall.
Attendance: 9,655
Time of Game: 3:11





NUGGETS TOP TEAM SCORING GAMES (REGULAR SEASON)

POINTS	OPPONENT	DEN-OPP	DATE
184	vs. Detroit	184-186 (30T)#	12/13/83
168	vs. Seattle	168-116	3/16/08
163	vs. San Antonio	163-155	1/11/84
162	vs. Portland	162-143	2/13/81
158	vs. Golden State	158-162	11/2/90
156	vs. San Antonio	156-142	11/20/87
156	vs. San Antonio*	156-144	3/8/75
155	vs. Indiana	155-150 (OT)	12/28/82
154	@ San Antonio	154-157	4/15/84
154	vs. Utah	154-138	3/16/82
153	@ San Antonio	153-161	11/7/90
153	@ Texas Chaparrals*	153-158 (30T)	3/5/71
152	vs. L.A. Stars*	152-116	4/15/70
152	vs. Dallas Chaparrals*	152-113	4/8/70

TOP TEAM SCORING GAMES VS. DENVER (REGULAR SEASON)

POINTS	OPPONENT	DEN-OPP	DATE
186	Detroit	184-186 (30T)#	12/13/83
173	@ Phoenix	143-173	11/10/90
162	Golden State	158-162	11/2/90
161	@ San Antonio	153-161	11/7/90
161	@ Washington	133-161	12/29/90
158	@ Texas Chaparrals*	155-158 (30T)	3/5/71
157	@ San Antonio	154-157	4/15/84
156	Houston	133-156	1/10/90
156	@ Portland	116-156	11/22/83
155	Orlando	116-155	12/30/90
155	@ Portland	129-155	11/13/90
155	San Antonio	163-155	1/11/84
155	@ Virginia Squires*	111-155	10/26/73
153	Phoenix	118-153	4/16/90
153	@ L.A. Lakers	128-153	4/9/82
152	@ Golden State	107-152	11/7/81

* Signifies an ABA game
Highest scoring game in NBA history





BIGGEST WINS (REGULAR SEASON)

MARGIN	OPPONENT	DEN-OPP	DATE	SITE
52	Seattle	168-116	3/16/08	Denver
46	L.A. Clippers	139-93	11/6/87	Denver
45	Atlanta	138-93	11/15/18	Denver
44	Utah Stars*	145-101	11/5/74	Denver
42	Seattle	138-96	2/27/08	Seattle
40	Charlotte	120-80	3/2/11	Denver
39	Golden State	123-84	4/9/12	Denver
39	Toronto	132-93	12/2/08	Denver
39	Portland	107-68	11/4/05	Denver
39	L.A. Clippers	134-95	12/11/85	Denver
39	Dallas Chaparrals*	152-113	4/8/70	Denver
38	Cleveland	133-95	2/10/21	Denver
38	L.A. Clippers	118-80	2/21/95	Denver
37	New York	129-92	12/5/19	New York
37	Phoenix	132-95	1/25/19	Denver
37	LA Lakers	133-96	1/15/22	Denver

BIGGEST ROAD WINS (REGULAR SEASON)

MARGIN	OPPONENT	DEN-OPP	DATE
42	@ Seattle	138-96	2/27/08
37	@ New York	129-92	12/5/19
36	@ Milwaukee	136-100	1/30/22
33	@ Chicago	135-102	3/21/18
33	@ Sacramento	118-85	12/6/08
33	@ Chicago	124-91	11/20/79
32	@ Portland	124-92	2/27/22
31	@ Milwaukee	128-97	3/2/21
31	@ Miami	135-104	12/23/89
30	@ Cleveland	113-83	2/10/08
30	@ Washington	117-87	3/9/04
29	@ Minnesota	131-102	4/26/12
29	@ Sacramento	122-93	1/25/12
29	@ L.A. Lakers	113-84	11/12/93
28	@ New Jersey	122-94	11/4/09
26	@ Washington	118-92	11/9/07
25	@ Sacramento	122-97	12/16/12
25	@ Sacramento	108-83	2/4/94

BIGGEST LOSSES (REGULAR SEASON)

MARGIN	OPPONENT	DEN-OPP	DATE	SITE
48	Milwaukee	95-143	3/26/80	Milwaukee
47	Seattle	99-146	1/15/91	Seattle
45	Golden State	107-152	11/7/81	Oakland
44	New Jersey	70-114	2/7/09	New Jersey
44	Portland	63-107	4/16/97	Portland
44	Kansas City	102-146	12/22/82	Kansas City
44	Virginia Squires*	111-155	10/26/73	Virginia
43	Golden State	79-122	1/19/15	Golden State
42	New York Nets*	86-128	11/23/73	Denver
41	Utah	88-129	2/1/95	Utah
41	Phoenix	88-129	12/27/92	Phoenix

BIGGEST HOME LOSSES (REGULAR SEASON)

MARGIN	OPPONENT	DEN-OPP	DATE
42	New York Nets*	86-128	11/23/73
39	Chicago	72-111	2/2/98
38	Boston	76-114	2/23/09
38	Indiana	92-130	12/30/90
35	Phoenix	118-153	4/16/91
33	New Jersey	87-120	1/27/98
33	Utah	99-132	12/30/98
32	Washington	75-107	3/20/02
31	San Antonio	102-133	3/28/14
31	Detroit	66-97	3/6/04
31	Portland	112-143	11/17/90

*Signifies an ABA game





NUGGETS ALL-TIME STREAKS

LONGEST WINNING STREAKS

15	2/23 - 3/23/13
15	12/20/69 - 1/25/70
12	3/10 - 4/2/82
11	2/24 - 3/15/83
10	3 times, last 3/30 - 4/13/05
9	5 times, last 1/5-1/20/23

LONGEST HOME WINNING STREAKS

28	12/27/75 - 3/21/76
26	10/19/74 - 2/1/75
23	1/20/13 - 4/17/13
20	1/9 - 3/30/85
19	twice, last 1/28 - 4/20/89
17**	twice, last 3/11 - 11/27/09
16	12/10/22-1/20/23

LONGEST ROAD WINNING STREAKS

7	2/12-3/16/22
6	3 times, last 2/27-3/23/21
5	6 times, last 11/21 - 12/5/18

LONGEST LOSING STREAKS

23	12/9/97 - 1/23/98
16	2/12 - 3/10/98
14	2/6 - 3/5/03
14	12/5/92 - 1/5/93
12	10/31 - 11/25/97

LONGEST HOME LOSING STREAKS

11	12/16/97 - 1/29/98
10	1/17/15 - 3/1/15
10*	4/1/97 - 11/28/97
7	2/6 - 3/2/03
7	2/13 - 3/10/98
6	3 times, last 12/9/02 - 1/4/03

LONGEST ROAD LOSING STREAKS

25***	2/5 - 11/27/91
24****	3/19/98 - 4/5/99
22	11/1/97 - 1/23/98
16	1/6/ - 3/5/03
15	11/28/79 - 1/16/80

* Includes 5 games in '96-97 (4/1-4/17) and 5 games in '97-98 (10/31-11/22).
 ** Includes 10 games in '08-09 (3/11-4/13) and 7 games in '09-10 (10/28-11/27).
 *** Includes 20 games in '90-91 (2/5-4/21) and 5 games in '91-92 (11/8-11/27).
 **** Includes 7 games in '97-98 (3/19-4/19) and 17 games in '98-99 (2/5-4/5).

NUGGETS STREAKS SINCE JOINING THE NBA IN 1976-77

LONGEST WINNING STREAKS

15	2/23 - 3/23/13
12	3/10 - 4/2/82
11	2/24 - 3/15/83
10	3 times, last 3/30 - 4/13/05
9	twice, 1/20 - 2/9/13
8	6 times, last 1/11 - 1/27/10

LONGEST HOME WINNING STREAKS

23	1/20 - 4/17/13
20	1/9 - 3/30/85
19	1/28 - 4/20/89
17	Twice, 3/11 - 11/27/09*
15	10/22 - 12/23/76
13	3 times, last 3/9 - 11/5/18**

LONGEST ROAD WINNING STREAKS

6	2/23 - 3/19/13
6	3/23 - 4/11/88
5	7 times, last 11/21 - 12/5/18
4	9 times, last 2/10 - 3/3/18

LONGEST WINNING STREAKS TO START SEASON

8	10/22 - 11/9/76
6	10/25 - 11/7/85
5	10/28 - 11/4/09

LONGEST LOSING STREAKS

23	12/9/97 - 1/23/98
16	2/12 - 3/10/98
14	2/6 - 3/5/03
14	12/5/92 - 1/5/93
12	10/31 - 11/25/97

LONGEST HOME LOSING STREAKS

11	12/16/97 - 1/29/98
10	1/17/15 - 3/1/15
10	4/1/97 - 11/28/97
7	2/6 - 3/2/03
7	2/13 - 3/10/98
6	3 times, last 12/9/02 - 1/4/03

LONGEST ROAD LOSING STREAKS

25	2/5 - 11/27/91
24	3/19/98 - 4/5/99
22	11/1/97 - 1/23/98
16	1/6 - 3/5/03
15	11/28/79 - 1/16/80

LONGEST LOSING STREAKS TO START SEASON

12	10/31 - 11/25/97
7	11/2 - 11/13/90
7	10/13 - 10/24/79

* Includes 10 games in '08-09 (3/11-4/13) and 7 games in '09-10 (10/28-11/27).
 ** Includes 7 games in '17-18 (3/9-4/9) and 6 games in '18-19 (10/20-11/5).





YEAR	WINNING	DATES	LOSING	DATES
1967-68	7	1/4 - 1/27	4	11/19 - 11/24
1968-69	6	12/22 - 1/4	4	2 times
1969-70	15	12/20 - 1/25	7	10/19 - 10/28
1970-71	3	2/5 - 2/7	8	3/10 - 3/25
1971-72	3	2 times	5	3 times
1972-73	6	2/16 - 2/25	6	1/16 - 1/23
1973-74	5	11/6 - 11/17	7	3/7 - 3/16
1974-75	10	12/20 - 1/10	2	2 times
1975-76	9	11/28 - 12/15	3	3/10 - 3/12
1976-77	8	10/22 - 11/9	3	3/9 - 3/13
1977-78	10	12/26 - 1/17	5	12/13 - 12/23
1978-79	7	3/14 - 3/30	6	11/11 - 11/22
1979-80	3	1/31 - 2/9	7	2 times
1980-81	4	2/24 - 3/4	6	12/13 - 12/26
1981-82	12	3/10 - 4/2	7	12/1 - 12/15
1982-83	11	2/24 - 3/15	3	2 times
1983-84	3	4 times	6	2/4 - 2/16
1984-85	9	11/6 - 11/27	3	5 times
1985-86	6	2/15 - 2/25	4	1/15 - 1/21
1986-87	4	11/18 - 11/26	5	12/30 - 1/7
1987-88	10	3/20 - 4/11	3	2 times
1988-89	5	2 times	5	4/9 - 4/18
1989-90	7	11/18 - 12/2	5	3/22 - 3/30
1990-91	6	1/21 - 2/2	10	3/30 - 4/18
1991-92	3	2 times	11	3/24 - 4/13
1992-93	3	5 times	14	12/5 - 1/5
1993-94	5	12/21 - 12/30	5	12/11 - 12/18
1994-95	4	4 times	5	2/7 - 2/18
1995-96	5	12/2 - 12/11	6	2 times
1996-97	3	12/18 - 12/23	10	2 times
1997-98	2	3/12 - 3/14	23	12/9 - 1/23
1998-99	2	3 times	7	2 times
1999-00	4	2 times	7	3/5 - 3/14
2000-01	5	12/30 - 1/9	5	2 times
2001-02	3	2 times	7	3/9 - 3/21
2002-03	3	11/22 - 11/26	14	2/6 - 3/2
2003-04	6	11/25 - 12/5	5	2/20 - 2/28
2004-05	10	3/30 - 4/15	6	12/17 - 12/27
2005-06	7	1/14 - 1/25	4	3 times
2007-08	6	11/9 - 11/20	3	3 times
2008-09	8	3/25 - 4/8	3	3 times
2009-10	8	1/11 - 1/27	3	3 times
2010-11	7	11/20 - 12/5	3	2 times
2011-12	6	1/17 - 1/29	5	2/3 - 2/11
2012-13	15	2/23 - 3/23	3	4 times
2013-14	7	11/21 - 12/3	8	12/17 - 1/1
2014-15	5	2 times	7	1/16 - 1/26
2015-16	4	3/6 - 3/12	8	11/18 - 12/2
2016-17	4	3/10-3/16	5	12/30-1/7
2017-18	6	3/30-4/9	3	1/6-1/10
2018-19	7	11/21-12/5	4	11/7-11/13
2019-20	7	12/12-12/23	3	2 times
2020-21	8	3/26-4/9	3	2/4-2/8
2021-22	6	2/12-2/27	6	11/15-11/26
2022-23	9	1/5-1/20	4	3/8-3/14



PLAYOFF RECORDS





1976-77

RECORD: 50-32 PCT: .610 PLACE: 1ST

WESTERN CONFERENCE SEMIFINALS (ELIMINATED 2-4)

4/20/77 Portland 101, @Denver 100
 4/22/77 @Denver 121, Portland 110
 4/24/77 @Portland 110, Denver 106
 4/26/77 @Portland 105, Denver 96
 5/1/77 @Denver 114, Portland 105
 5/2/77 @Portland 108, Denver 92

1977-78

RECORD: 48-34 PCT: .585 PLACE: 1ST

WESTERN CONFERENCE SEMIFINALS (WON 4-3)

4/18/78 @Denver 119, Milwaukee 103
 4/21/78 @Denver 127, Milwaukee 111
 4/23/78 @Milwaukee 143, Denver 112
 4/25/78 Denver 118, @Milwaukee 104
 4/28/78 Milwaukee 117, @Denver 112
 4/30/78 @Milwaukee 119, Denver 91
 5/3/78 @Denver 116, Milwaukee 110

WESTERN CONFERENCE FINALS (ELIMINATED 2-4)

5/5/78 @Denver 116, Seattle 107
 5/7/78 Seattle 121, @Denver 112
 5/10/78 @Seattle 105, Denver 91
 5/12/78 @Seattle 100, Denver 94
 5/14/78 @Denver 123, Seattle 114
 5/17/78 @Seattle 123, Denver 108

1978-79

RECORD: 47-35 PCT: .573 PLACE: 2ND

WESTERN CONFERENCE MINI-SERIES (ELIMINATED 1-2)

4/10/79 @Denver 110, Los Angeles 105
 4/13/79 @Los Angeles 121, Denver 109
 4/15/79 Los Angeles 112, @Denver 111

1979-80 (NOT IN PLAYOFFS)

RECORD: 30-52 PCT: .366 PLACE: 3RD

1980-81 (NOT IN PLAYOFFS)

RECORD: 37-45 PCT: .451 PLACE: 4TH

1981-82

RECORD: 46-36 PCT: .561 PLACE: 2ND

WESTERN CONFERENCE MINI-SERIES (ELIMINATED 1-2)

4/20/82 @Denver 129, Phoenix 113
 4/23/82 @Phoenix 126, Denver 110
 4/24/82 Phoenix 124, @Denver 119

1982-83

RECORD: 45-37 PCT: .549 PLACE: 2ND

WESTERN CONFERENCE MINI-SERIES (WON 2-1)

4/19/83 @Phoenix 121, Denver 108
 4/21/83 @Denver 113, Phoenix 99
 4/24/83 Denver 117, @Phoenix 112 (OT)

WESTERN CONFERENCE SEMIFINALS (ELIMINATED 1-4)

4/26/83 @San Antonio 152, Denver 133
 4/27/83 @San Antonio 126, Denver 109
 4/29/83 San Antonio 127, @Denver 126 (OT)
 5/2/83 @Denver 124, San Antonio 114
 5/4/83 @San Antonio 145, Denver 105

1983-84

RECORD: 38-44 PCT: .463 PLACE: 3RD

WESTERN CONFERENCE FIRST ROUND (ELIMINATED 2-3)

4/17/84 @Utah 123, Denver 121
 4/19/84 Denver 132, @Utah 116
 4/22/84 @Denver 121, Utah 117
 4/24/84 Utah 129, @Denver 124
 4/26/84 @Utah 127, Denver 111

1984-85

RECORD: 52-30 PCT: .634 PLACE: 1ST

WESTERN CONFERENCE FIRST ROUND (WON 3-2)

4/18/85 @Denver 141, San Antonio 111
 4/20/85 San Antonio 113, @Denver 111
 4/23/85 Denver 115, @San Antonio 112
 4/26/85 @San Antonio 116, Denver 111
 4/28/85 @Denver 126, San Antonio 99

WESTERN CONFERENCE SEMIFINALS (WON 4-1)

4/30/85 @Denver 130, Utah 113
 5/2/85 @Denver 131, Utah 123 (OT)
 5/4/85 @Utah 131, Denver 123
 5/5/85 Denver 125, @Utah 118
 5/7/85 @Denver 116, Utah 104

WESTERN CONFERENCE FINALS (ELIMINATED 1-4)

5/11/85 @L.A. Lakers 139, Denver 122
 5/14/85 Denver 136, @L.A. Lakers 114
 5/17/85 L.A. Lakers 136, @Denver 118
 5/19/85 L.A. Lakers 120, @Denver 116
 5/22/85 @L.A. Lakers 153, Denver 109

1985-86

RECORD: 47-35 PCT: .573 PLACE: 2ND

WESTERN CONFERENCE FIRST ROUND (WON 3-1)

4/18/86 @Denver 133, Portland 126
 4/20/86 Portland 108, @Denver 106
 4/22/86 Denver 115, @Portland 104
 4/24/86 Denver 116, @Portland 112

WESTERN CONFERENCE SEMIFINALS (ELIMINATED 2-4)

4/26/86 @Houston 126, Denver 119
 4/29/86 @Houston 119, Denver 101
 5/2/86 @Denver 116, Houston 115
 5/4/86 @Denver 114, Houston 111 (OT)
 5/6/86 @Houston 131, Denver 103
 5/8/86 Houston 126, @Denver 122 (2OT)

1986-87

RECORD: 37-45 PCT: .451 PLACE: 4TH

WESTERN CONFERENCE FIRST ROUND (ELIMINATED 0-3)

4/23/87 @L.A. Lakers 128, Denver 95
 4/25/87 @L.A. Lakers 139, Denver 127
 4/29/87 L.A. Lakers 140, @Denver 103

1987-88

RECORD: 54-28 PCT: .659 PLACE: 1ST

WESTERN CONFERENCE FIRST ROUND (WON 3-2)

4/29/88 @Denver 126, Seattle 123
 5/1/88 Seattle 111, @Denver 91
 5/3/88 Denver 125, @Seattle 114
 5/5/88 @Seattle 127, Denver 117
 5/7/88 @Denver 115, Seattle 95

WESTERN CONFERENCE SEMIFINALS (ELIMINATED 2-4)

5/10/88 @Denver 126, Dallas 115
 5/12/88 Dallas 112, @Denver 108
 5/14/88 Denver 107, @Dallas 105
 5/15/88 @Dallas 124, Denver 103
 5/17/88 Dallas 110, @Denver 106
 5/19/88 @Dallas 108, Denver 95



**1988-89****RECORD: 44-38 PCT: .537 PLACE: 3RD****WESTERN CONFERENCE FIRST ROUND (ELIMINATED 0-3)**

4/28/89 @Phoenix 104, Denver 103
 4/30/89 @Phoenix 132, Denver 114
 5/2/89 Phoenix 130, @Denver 121

1989-90**RECORD: 43-39 PCT: .524 PLACE: 4TH****WESTERN CONFERENCE FIRST ROUND (ELIMINATED 0-3)**

4/26/90 @San Antonio 119, Denver 103
 4/28/90 @San Antonio 129, Denver 120
 5/1/90 San Antonio 131, @Denver 120

1990-91 (NOT IN PLAYOFFS)**RECORD: 20-62 PCT: .244 PLACE: 7TH****1991-92 (NOT IN PLAYOFFS)****RECORD: 24-58 PCT: .293 PLACE: 4TH****1992-93 (NOT IN PLAYOFFS)****RECORD: 36-46 PCT: .439 PLACE: 4TH****1993-94****RECORD: 42-40 PCT: .512 PLACE: 4TH****WESTERN CONFERENCE FIRST ROUND (WON 3-2)**

4/28/94 @Seattle 106, Denver 82
 4/30/94 @Seattle 97, Denver 87
 5/2/94 @Denver 110, Seattle 93
 5/5/94 @Denver 94, Seattle 85 (OT)
 5/8/94 Denver 98, @Seattle 94 (OT)

WESTERN CONFERENCE SEMIFINALS (ELIMINATED 3-4)

5/10/94 @Utah 100, Denver 91
 5/12/94 @Utah 104, Denver 94
 5/14/94 Utah 111, @Denver 109 (OT)
 5/15/94 @Denver 83, Utah 82
 5/17/94 Denver 109, @Utah 101 (2OT)
 5/19/94 @Denver 94, Utah 91
 5/21/94 @Utah 91, Denver 81

1994-95**RECORD: 41-41 PCT: .500 PLACE: 4TH****WESTERN CONFERENCE FIRST ROUND (ELIMINATED 0-3)**

4/28/95 @San Antonio 104, Denver 88
 4/30/95 @San Antonio 122, Denver 96
 5/2/95 San Antonio 99, @Denver 95

1995-96 (NOT IN PLAYOFFS)**RECORD: 35-47 PCT: .427 PLACE: 4TH****1996-97 (NOT IN PLAYOFFS)****RECORD: 21-61 PCT: .256 PLACE: 5TH****1997-98 (NOT IN PLAYOFFS)****RECORD: 11-71 PCT: .134 PLACE: 7TH****1998-99 (NOT IN PLAYOFFS)****RECORD: 14-36 PCT: .280 PLACE: 6TH****1999-00 (NOT IN PLAYOFFS)****RECORD: 35-47 PCT: .427 PLACE: 5TH****2000-01 (NOT IN PLAYOFFS)****RECORD: 40-42 PCT: .488 PLACE: 6TH****2001-02 (NOT IN PLAYOFFS)****RECORD: 27-55 PCT: .329 PLACE: 6TH****2002-03 (NOT IN PLAYOFFS)****RECORD: 17-65 PCT: .207 PLACE: 7TH****2003-04****RECORD: 43-39 PCT: .524 PLACE: 6TH****WESTERN CONFERENCE FIRST ROUND (ELIMINATED 1-4)**

4/18/04 @Minnesota 106, Denver 92
 4/21/04 @Minnesota 95, Denver 81
 4/24/04 @Denver 107, Minnesota 86
 4/27/04 Minnesota 84, @Denver 82
 4/30/04 @Minnesota 102, Denver 91

2004-05**RECORD: 49-33 PCT: .598 PLACE: 2ND****WESTERN CONFERENCE FIRST ROUND (ELIMINATED 1-4)**

4/24/05 Denver 93, @San Antonio 87
 4/28/05 @San Antonio 104, Denver 76
 4/30/05 San Antonio 86, @Denver 78
 5/2/05 San Antonio 126, @Denver 115 (OT)
 5/4/05 @San Antonio 99, Denver 89

2005-06**RECORD: 44-38 PCT: .543 PLACE: 1ST****WESTERN CONFERENCE FIRST ROUND (ELIMINATED 1-4)**

4/22/06 @L.A. Clippers 89, Denver 87
 4/24/06 @L.A. Clippers 98, Denver 87
 4/27/06 @Denver 94, L.A. Clippers 87
 4/29/06 L.A. Clippers 100, @Denver 86
 5/1/06 @L.A. Clippers 101, Denver 83

2006-07**RECORD: 45-37 PCT: .549 PLACE: 2ND****WESTERN CONFERENCE FIRST ROUND (ELIMINATED 1-4)**

4/22/07 Denver 95, @San Antonio 89
 4/25/07 @San Antonio 97, Denver 88
 4/28/07 San Antonio 96, @Denver 91
 4/30/07 San Antonio 96, @Denver 89
 5/2/07 @San Antonio 93, Denver 78

2007-08**RECORD: 50-32 PCT: .610 PLACE: 2ND****WESTERN CONFERENCE FIRST ROUND (ELIMINATED 0-4)**

4/20/08 @L.A. Lakers 128, Denver 114
 4/23/08 @L.A. Lakers 122, Denver 107
 4/26/08 L.A. Lakers 102, @Denver 84
 4/28/08 L.A. Lakers 107, @Denver 101



**2008-09****RECORD: 54-28 PCT: .659 PLACE: 1ST****WESTERN CONFERENCE FIRST ROUND (WON 4-1)**

4/19/09 @Denver 113, New Orleans 84
 4/22/09 @Denver 108, New Orleans 93
 4/25/09 @New Orleans 95, Denver 93
 4/27/09 Denver 121, @New Orleans 63
 4/29/09 @Denver 107, New Orleans 86

WESTERN CONFERENCE SEMIFINALS (WON 4-1)

5/3/09 @Denver 109, Dallas 95
 5/5/09 @Denver 117, Dallas 105
 5/9/09 Denver 106, @Dallas 105
 5/11/09 @Dallas 119, Denver 117
 5/13/09 @Denver 124, Dallas 110

WESTERN CONFERENCE FINALS (ELIMINATED 2-4)

5/19/09 @L.A. Lakers 105, Denver 103
 5/21/09 Denver 106, @L.A. Lakers 103
 5/23/09 L.A. Lakers 103, @Denver 97
 5/25/09 @Denver 120, L.A. Lakers 101
 5/27/09 @L.A. Lakers 103, Denver 94
 5/29/09 L.A. Lakers 119, @Denver 92

2009-10**RECORD: 53-29 PCT: .646 PLACE: 1ST****WESTERN CONFERENCE FIRST ROUND (ELIMINATED 2-4)**

4/17/10 @Denver 126, Utah 113
 4/19/10 Utah 114, @Denver 111
 4/23/10 @Utah 105, Denver 93
 4/25/10 @Utah 117, Denver 106
 4/28/10 @Denver 116, Utah 102
 4/30/10 @Utah 112, Denver 104

2010-11**RECORD: 50-32 PCT: .610 PLACE: 2ND****WESTERN CONFERENCE FIRST ROUND (ELIMINATED 1-4)**

4/17/11 @Oklahoma City 107, Denver 103
 4/20/11 @Oklahoma City 106, Denver 89
 4/23/11 Oklahoma City 97, @Denver 94
 4/25/11 @Denver 104, Oklahoma City 101
 4/27/11 @Oklahoma City 100, Denver 97

2011-12**RECORD: 38-28 PCT: .576 PLACE: 2ND****WESTERN CONFERENCE FIRST ROUND (ELIMINATED 3-4)**

4/29/12 @L.A. Lakers 103, Denver 88
 5/1/12 @L.A. Lakers 104, Denver 100
 5/4/12 @Denver 99, L.A. Lakers 84
 5/6/12 L.A. Lakers 92, @Denver 88
 5/8/12 Denver 102, @L.A. Lakers 99
 5/10/12 @Denver 113, L.A. Lakers 96
 5/12/12 @L.A. Lakers 96, Denver 87

2012-13**RECORD: 57-25 PCT: .695 PLACE: 2ND****WESTERN CONFERENCE FIRST ROUND (ELIMINATED 2-4)**

4/20/13 @Denver 97, Golden State 95
 4/23/13 Golden State 131, @Denver 117
 4/26/13 @Golden State 110, Denver 108
 4/28/13 @Golden State 115, Denver 101
 4/30/13 @Denver 107, Golden State 100
 5/2/13 @Golden State 92, Denver 88

2013-14 (NOT IN PLAYOFFS)**RECORD: 36-46 PCT: .439 PLACE: 4TH****2014-15 (NOT IN PLAYOFFS)****RECORD: 30-52 PCT: .366 PLACE: 4TH****2015-16 (NOT IN PLAYOFFS)****RECORD: 33-49 PCT: .402 PLACE: 4TH****2016-17 (NOT IN PLAYOFFS)****RECORD: 40-42 PCT: .488 PLACE: 4TH****2017-18 (NOT IN PLAYOFFS)****RECORD: 46-36 PCT: .561 PLACE: 5TH****2018-19****RECORD: 54-28 PCT: .659 PLACE: 1ST****WESTERN CONFERENCE FIRST ROUND (WON 4-3)**

4/13/19 San Antonio 101, @Denver 96
 4/16/19 @Denver 114, San Antonio 105
 4/18/19 @San Antonio 118, Denver 108
 4/20/19 Denver 117, @San Antonio 103
 4/23/19 @Denver 108, San Antonio 90
 4/25/19 @San Antonio 120, Denver 103
 4/27/19 @Denver 90, San Antonio 86

WESTERN CONFERENCE SEMIFINALS (ELIMINATED 4-3)

4/29/19 @Denver 121, Portland 113
 5/1/19 Portland 97, @Denver 90
 5/3/19 @Portland 140, Denver 137 (40T)
 5/5/19 Denver 116, @Portland 112
 5/7/19 @Denver 124, Portland 98
 5/9/19 @Portland 119, Denver 108
 5/12/19 Portland 100, @Denver 96

2019-20***RECORD: 46-27 PCT: .630 PLACE: 1ST****WESTERN CONFERENCE FIRST ROUND (WON 4-3)**

8/17/20 @Denver 135, Utah 125 (OT)
 8/19/20 Utah 124, @Denver 105
 8/21/20 @Utah 124, Denver 87
 8/23/20 @Utah 129, Denver 127
 8/25/20 @Denver 117, Utah 107
 8/30/20 Denver 119, @Utah 107
 9/1/20 @Denver 80, Utah 78

WESTERN CONFERENCE SEMIFINALS (WON 4-3)

9/3/20 @L.A. Clippers 120, Denver 97
 9/5/20 Denver 110, @L.A. Clippers 101
 9/7/20 L.A. Clippers 113, @Denver 107
 9/9/20 L.A. Clippers 96, @Denver 85
 9/11/20 Denver 111, @L.A. Clippers 105
 9/13/20 @Denver 111, L.A. Clippers 98
 9/15/20 Denver 104, @L.A. Clippers 89

WESTERN CONFERENCE FINALS (ELIMINATED 4-1)

9/18/20 @L.A. Lakers 126, Denver 114
 9/20/20 @L.A. Lakers 105, Denver 103
 9/22/20 @Denver 114, L.A. Lakers 106
 9/24/20 L.A. Lakers 114, @Denver 108
 9/26/20 @L.A. Lakers 117, Denver 107

*Playoffs played in Orlando, FL due to COVID-19

2020-21**RECORD: 47-25 PCT: .653 PLACE: 2ND****WESTERN CONFERENCE FIRST ROUND (WON 4-2)**

5/22/21 Portland 123, @Denver 109
 5/24/21 @Denver 128, Portland 109
 5/27/21 Denver 120, @Portland 115
 5/29/21 @Portland 115, Denver 95
 6/1/21 @Denver 147, Portland 140 (20T)
 6/3/21 Denver 126, @Portland 115

WESTERN CONFERENCE SEMIFINALS (ELIMINATED 4-0)

6/7/21 @Phoenix 122, Denver 105
 6/9/21 @Phoenix 123, Denver 98
 6/11/21 Phoenix 116, @Denver 102
 6/13/21 Phoenix 125, @Denver 118





BIGGEST WINS

MARGIN	OPPONENT	SCORE	DATE	SITE
58 [^]	New Orleans Hornets (Game 4)	121-63	4/27/09	New Orleans
30	San Antonio Spurs (Game 1)	141-111	4/18/85	Denver
29	Minnesota Timberwolves (Game 1)	109-80	04/16/22	Denver
29	New Orleans Hornets (Game 1)	113-84	4/19/09	Denver
27	San Antonio Spurs (Game 5)	126-99	4/28/85	Denver
26	Portland Trail Blazers (Game 5)	124-98	5/7/19	Denver
25	Phoenix Suns (Game 6)	125-100	05/11/23	Phoenix
24	Washington Capitols (Game 7)	143-119	4/28/70	Denver*
23	Kentucky Colonels (Game 7)	133-110	4/28/76	Denver*
22	Washington Capitols (Game 5)	132-110	4/23/70	Denver*
22	Los Angeles Lakers (Game 2)	136-114	5/14/85	Los Angeles

BIGGEST LOSSES

MARGIN	OPPONENT	SCORE	DATE	SITE
44	Los Angeles Lakers (Game 5)	109-153	5/22/85	Los Angeles
40	San Antonio Spurs (Game 5)	105-145	5/4/83	San Antonio
37	Utah Jazz (Game 3)	87-124	8/21/20	Orlando**
37	Los Angeles Lakers (Game 3)	103-140	4/29/87	Los Angeles
33	Los Angeles Lakers (Game 1)	95-128	4/23/87	Los Angeles
31	Milwaukee Bucks (Game 3)	112-143	4/23/78	Milwaukee
28	Kentucky Colonels (Game 2)	110-138	4/17/76	Denver*
28	Milwaukee Bucks (Game 6)	91-119	4/30/78	Milwaukee
28	Houston Rockets (Game 6)	103-131	5/6/86	Houston
28	San Antonio Spurs (Game 2)	104-76	4/28/05	San Antonio

[^] Signifies an NBA Playoff Record.

* Signifies an ABA Playoff game.

** Game was played in Orlando due to COVID-19





INDIVIDUAL SINGLE GAME

			PLAYER	OPPONENT	DATE
MINUTES					
	NBA	65	Nikola Jokić	at Portland Trail Blazers	5/3/19 (40T)
	NBA	55	Jamal Murray	at Portland Trail Blazers	5/3/19 (40T)
	ABA	55	Ralph Simpson	at Kentucky Colonels	4/25/76
POINTS					
	NBA	53	Nikola Jokić	at Phoenix Suns	5/7/23
	ABA/NBA	50	Jamal Murray	at Utah*	8/30/20
	ABA/NBA	50	Jamal Murray	at Utah*	8/23/20
			*Game were played in Orlando due to COVID-19		
FIELD GOALS MADE					
	NBA	20	Nikola Jokić	at Phoenix Suns	5/7/23
	NBA	19	Nikola Jokić	at San Antonio Spurs	4/25/19
	ABA	19	Spencer Haywood	vs. Washington Capitols	4/19/70
FIELD GOALS ATTEMPTED					
	ABA	39	Spencer Haywood	vs. Washington Capitols	4/19/70
	NBA	32	Jamal Murray	at Portland Trail Blazers	5/3/19 (40T)
MOST FIELD GOALS MADE, NO MISSES					
	ABA/NBA	6	Bison Dele	at Seattle SuperSonics	4/28/94
THREE-POINT FIELD GOALS MADE					
	ABA/NBA	9	Jamal Murray	at Utah*	8/30/20
	ABA/NBA	9	Jamal Murray	at Utah*	8/23/20
			*Game were played in Orlando due to COVID-19		
THREE-POINT FIELD GOALS ATTEMPTED					
	ABA/NBA	15	Jamal Murray	at Utah*	8/23/20
			*Game were played in Orlando due to COVID-19		
FREE THROWS MADE					
	ABA	15	Larry Jones	vs. Oakland Oaks	4/13/69
	NBA	14	Three times, last by Carmelo Anthony	vs. Utah Jazz	4/19/10
FREE THROWS ATTEMPTED					
	ABA/NBA	19	Carmelo Anthony	vs. Los Angeles Clippers	4/27/06
MOST FREE THROWS MADE, NO MISSES					
	ABA/NBA	14	Bryant Stith	at Utah Jazz	5/17/94
OFFENSIVE REBOUNDS					
	ABA	13	Spencer Haywood	vs. Washington Capitols	4/19/70
	NBA	10	Nikola Jokić	vs. Phoenix Suns	6/11/21
DEFENSIVE REBOUNDS					
	ABA	24	Spencer Haywood	vs. Los Angeles Stars	4/30/70
	NBA	19	Nikola Jokić	at Los Angeles Clippers*	9/15/20
			*Game were played in Orlando due to COVID-19		
TOTAL REBOUNDS					
	ABA	31	Spencer Haywood	vs. Los Angeles Stars	4/30/70
	NBA	22	Nikola Jokić	at Los Angeles Clippers*	9/15/20
			*Game were played in Orlando due to COVID-19		
ASSISTS					
	NBA	17	Nikola Jokić	at Phoenix Suns	5/5/23
	ABA/NBA	18	Fat Lever	vs. Utah Jazz	4/30/85
STEALS					
	ABA	7	Three times		
	NBA	7	T.R. Dunn	vs. Portland Trail Blazers	4/20/86
	NBA	7	Bobby Jones	at Portland Trail Blazers	4/24/77
BLOCKED SHOTS					
	ABA/NBA	8	Dikembe Mutombo, three times, last	at Utah Jazz	5/12/94





INDIVIDUAL PLAYOFF SEASON (ALL ROUNDS COMBINED)

		PLAYER		YEAR	
GAMES PLAYED					
	ABA/NBA	16	Multiple players	2009	
	ABA/NBA	20	Multiple players	2023	
POINTS					
	ABA/NBA	504	Jamal Murray	2020	
	ABA/NBA	600	Nikola Jokić	2023	
	ABA/NBA	522	Jamal Murray	2023	
SCORING AVERAGE					
	ABA	36.7	Spencer Haywood	(440 in 12 games)	1970
	ABA/NBA	31.0	Nikola Jokić	(227 in 20 games)	2023
MINUTES					
	ABA/NBA	799	Jamal Murray	2020	
FIELD GOALS MADE					
	ABA/NBA	186	Jamal Murray	2020	
	ABA/NBA	227	Nikola Jokić	2023	
	ABA/NBA	194	Jamal Murray	2023	
FIELD GOALS ATTEMPTED					
	ABA/NBA	368	Jamal Murray	2020	
	ABA/NBA	414	Nikola Jokić	2023	
	ABA/NBA	410	Jamal Murray	2023	
FIELD GOAL PERCENTAGE					
	ABA/NBA	.630	Chris Andersen	(34-54 in 15 games)	2009
THREE-POINT FIELD GOALS MADE					
	ABA/NBA	62	Jamal Murray	2020	
THREE-POINT FIELD GOALS ATTEMPTED					
	ABA/NBA	137	Jamal Murray	2020	
	ABA/NBA	149	Jamal Murray	2023	
THREE-POINT FIELD GOAL PERCENTAGE					
	ABA/NBA	.472	Torrey Craig	(17-36 in 14 games)	2019
FREE THROWS MADE					
	ABA/NBA	119	Carmelo Anthony	2009	
FREE THROWS ATTEMPTED					
	ABA/NBA	144	Carmelo Anthony	2009	
FREE THROW PERCENTAGE					
	ABA/NBA	1.000	Four times, last by Mahmoud Abdul-Rauf (14-14 in 3 games)	1995	
CONSECUTIVE FREE THROWS MADE					
	ABA	31	Mack Calvin	1975	
	NBA	25	Jamal Murray	2019	
OFFENSIVE REBOUNDS					
	ABA	79	Spencer Haywood	1970	
	NBA	54	Nikola Jokić	2019	
	NBA	69	Nikola Jokić	2023	
DEFENSIVE REBOUNDS					
	ABA	158	Spencer Haywood	1970	
	NBA	150	Nikola Jokić	2020	
	NBA	200	Nikola Jokić	2023	
TOTAL REBOUNDS					
	ABA	237	Spencer Haywood	1970	
	NBA	187	Nikola Jokić	2020	
	NBA	269	Nikola Jokić	2023	
REBOUND AVERAGE					
	ABA	19.8	Spencer Haywood	(237 in 12 games)	1970
	NBA	14.8	Marcus Camby	(74 in 5 games)	2007





INDIVIDUAL PLAYOFF SEASON (ALL ROUNDS COMBINED – CONT.)

			PLAYER	YEAR
ASSISTS				
	ABA/NBA	126	Jamal Murray	2020
	ABA/NBA	190	Nikola Jokić	2023
ASSISTS AVERAGE				
	ABA/NBA	9.5	Fat Lever	(19 in 2 games)
	ABA/NBA	9.5	Nikola Jokić	2023
TURNOVERS				
	ABA/NBA	62	Nikola Jokić	2020
	ABA/NBA	70	Nikola Jokić	2023
STEALS				
	ABA/NBA	28	Carmelo Anthony	2009
	ABA/NBA	30	Jamal Murray	2023
PERSONAL FOULS				
	ABA/NBA	68	Nikola Jokić	2020
	ABA/NBA	69	Nikola Jokić	2023
DISQUALIFICATIONS				
	ABA/NBA	3	Kenyon Martin	2009
	ABA/NBA	3	Nené	2009
BLOCKED SHOTS				
	ABA/NBA	69	Dikembe Mutombo	1994

TEAM SINGLE GAME

			OPPONENT	DATE
MINUTES PLAYED				
	ABA/NBA	340	at Portland Trail Blazers (4 OT)	5/3/19
POINTS				
	NBA	147	Portland Trail Blazers	2021
	ABA	143	Twice, last vs. Washington Capitols	4/28/70
	NBA	141	vs. San Antonio Spurs	4/18/85
FIELD GOALS MADE				
	ABA/NBA	57	vs. San Antonio Spurs	4/18/85
FIELD GOALS ATTEMPTED				
	NBA	119	at Portland Trail Blazers (4 OT)	5/3/19
	ABA	110	vs. Washington Capitols	4/28/70
FIELD GOAL PERCENTAGE				
	ABA/NBA	.620	vs. San Antonio Spurs (57-93)	4/28/85
THREE-POINT FIELD GOALS MADE				
	ABA/NBA	22	vs. Utah (OT)* *Game were played in Orlando due to COVID-19	8/17/20
THREE-POINT FIELD GOALS ATTEMPTED				
	ABA/NBA	44	Three times, last vs. Portland	6/21/21
FREE THROWS MADE				
	ABA/NBA	41	vs. Seattle SuperSonics	5/5/88
FREE THROWS ATTEMPTED				
	ABA/NBA	49	vs. Los Angeles Lakers	5/25/09
FREE THROW PERCENTAGE				
	ABA	1.000	vs. Indiana Pacers (14-14)	4/27/75
	NBA	.971	vs. San Antonio Spurs (34-35)	5/1/90
OFFENSIVE REBOUNDS				
	ABA/NBA	26	Seattle SuperSonics	5/14/78
	ABA/NBA	24	at Portland Trail Blazers (4 OT)	5/3/19





TEAM SINGLE GAME (CONT.)

			OPPONENT	DATE
DEFENSIVE REBOUNDS	ABA/NBA	52	vs. Portland Trail Blazers	5/7/19
TOTAL REBOUNDS	ABA NBA	79 66	vs. Los Angeles Stars at Portland Trail Blazers (4 OT)	4/30/70 5/3/19
ASSISTS	ABA/NBA	41	at Los Angeles Lakers	5/14/85
TURNOVERS	ABA/NBA ABA/NBA	31 30	vs. Milwaukee Bucks vs. Milwaukee Bucks	4/21/78 4/21/78
STEALS	ABA NBA	16 15	vs. Utah Stars Three times, last vs. Dallas Mavericks	4/16/75 5/3/09
PERSONAL FOULS	ABA NBA NBA	39 39 39	at Oakland Oaks at Utah Jazz vs. San Antonio Spurs	4/12/69 4/30/10 5/2/95
BLOCKED SHOTS	ABA/NBA	16	at Utah Jazz	5/17/94

TEAM PLAYOFF SEASON (ALL ROUNDS COMBINED)

			YEAR
GAMES PLAYED	ABA/NBA ABA/NBA	19 20	2020 2023
MINUTES PLAYED	ABA/NBA ABA/NBA	4,585 4,825	2020 2023
POINTS	ABA/NBA ABA/NBA	2,041 2,269	2020 2023
SCORING AVERAGE	ABA/NBA	122.0 (1,830 in 15 games)	1985
FIELD GOALS MADE	ABA/NBA ABA/NBA	738 845	2020 2023
FIELD GOALS ATTEMPTED	ABA/NBA ABA/NBA	1,568 1,719	2020 2023
FIELD GOAL PERCENTAGE	ABA/NBA	.506 (240-474)	1984
THREE-POINT FIELD GOALS MADE	ABA/NBA	233	2020
THREE-POINT FIELD GOALS ATTEMPTED	ABA/NBA	615	2020
THREE-POINT FIELD GOAL PERCENTAGE	ABA/NBA	.410 (16-30)	1989
FREE THROWS MADE	ABA/NBA	406	2009
FREE THROWS ATTEMPTED	ABA/NBA	535	2009





TEAM PLAYOFF SEASON (ALL ROUNDS COMBINED - CONT.)

			YEAR
FREE THROW PERCENTAGE			
	ABA/NBA.	862 (119-138)	1984
OFFENSIVE REBOUNDS			
	ABA/NBA	241	1985
DEFENSIVE REBOUNDS			
	ABA/NBA	694	2023
TOTAL REBOUNDS			
	ABA/NBA	1064	2023
REBOUND AVERAGE			
	ABA NBA	55.0 (660 in 12 games) 53.2	1970 2023
ASSISTS			
	ABA/NBA	515	2023
ASSISTS AVERAGE			
	ABA/NBA	31.5 (252 in 8 games)	1983
TURNOVERS			
	ABA NBA	262 251	1976 2020
STEALS			
	ABA/NBA	148	1985
PERSONAL FOULS			
	ABA/NBA	426	2020
DISQUALIFICATIONS			
	ABA/NBA ABA/NBA	8 8	2009 1978
BLOCKED SHOTS			
	ABA/NBA	119	1994





INDIVIDUAL SERIES RECORDS

MINUTES PLAYED

3-Game Series	122	David Thompson, 1979 vs L.A. Lakers
4-Game Series	168	Nikola Jokić, 2023 vs L.A. Lakers
5-Game Series	223	Allen Iverson, 2007 vs San Antonio
6-Game Series	254	Carmelo Anthony, 2010 vs Utah
7-Game Series	315	Dikembe Mutombo, 1994 vs Utah

AVERAGE MINUTES PER GAME

3-Game Series	40.7	David Thompson, 1979 vs L.A. Lakers
4-Game Series	42.0	Nikola Jokić, 2023 vs L.A. Lakers
5-Game Series	44.6	Allen Iverson, 2007 vs San Antonio
6-Game Series	43.3	Fat Lever, 1988 vs Dallas
7-Game Series	45.0	Dikembe Mutombo, 1994 vs Utah

FIELD GOALS

3-Game Series	38	David Thompson, 1979 vs L.A. Lakers
4-Game Series	48	Jamal Murray, 2023 vs L.A. Lakers
5-Game Series	60	Alex English, 1984 vs Utah
6-Game Series	82	Nikola Jokić, 2023 vs Phoenix
7-Game Series	83	Jamal Murray, 2020 vs Utah

FIELD GOALS ATTEMPTED

3-Game Series	69	David Thompson, 1979 vs L.A. Lakers
4-Game Series	91	Jamal Murray, 2023 vs L.A. Lakers
5-Game Series	114	Allen Iverson, 2007 vs San Antonio
6-Game Series	142	Nikola Jokić, 2021 vs Portland
7-Game Series	159	David Thompson, 1978 vs Milwaukee

FIELD GOAL PERCENTAGE

3-Game Series	.706	Danny Schayes (12-17), 1987 vs LAL
4-Game Series	.565	Elston Turner (13-23), 1986 vs Portland
5-Game Series	.750	Chris Andersen (12-16), 2009 vs NOP
6-Game Series	.679	Danny Schayes (36-53), 1988 vs Dallas
7-Game Series	.692	Robert Smith (9-13), 1978 vs Milwaukee

THREE-POINT FIELD GOALS

3-Game Series	10	Michael Adams, 1989 vs Phoenix
4-Game Series	15	Jamal Murray, 2023 vs L.A. Lakers
5-Game Series	19	Chauncey Billups, 2009 vs New Orleans
6-Game Series	17	Michael Porter Jr., 2021 vs Portland
7-Game Series	32	Jamal Murray, 2020 vs Utah

THREE-POINT FIELD GOALS ATTEMPTED

3-Game Series	22	Michael Adams, 1989 vs Phoenix
4-Game Series	37	Jamal Murray, 2023 vs L.A. Lakers
5-Game Series	42	Jamal Murray, 2023 vs Minnesota
6-Game Series	47	J.R. Smith, 2009 vs L.A. Lakers
7-Game Series	60	Jamal Murray, 2020 vs Portland

THREE-POINT FIELD GOAL PERCENTAGE

3-Game Series	.667	Fat Lever (2-3), 1989 vs Phoenix
4-Game Series	1.000	Fat Lever (2-2), 1986 vs Portland
5-Game Series	.667	Rob Williams (2-3), 1983 vs San Antonio
6-Game Series	1.000	Fat Lever (2-2), 1988 vs Dallas
7-Game Series	.618	Torrey Craig (11-18), 2019 vs San Antonio





INDIVIDUAL SERIES RECORDS (CONT.)

FREE THROWS

3-Game Series	25	David Thompson, 1979 vs L.A. Lakers
4-Game Series	26	Calvin Natt, 1986 vs Portland
5-Game Series	40	Danny Schayes, 1987 vs Seattle
6-Game Series	62	Carmelo Anthony, 2009 vs L.A. Lakers
7-Game Series	38	Nikola Jokić, 2019 vs Portland

FREE THROWS ATTEMPTED

3-Game Series	31	David Thompson, 1979 vs L.A. Lakers
4-Game Series	33	Allen Iverson, 2008 vs L.A. Lakers
5-Game Series	52	Carmelo Anthony, 2006 vs L.A. Clippers
6-Game Series	75	Carmelo Anthony, 2009 vs L.A. Lakers
7-Game Series	47	David Thompson, 1978 vs Milwaukee

FREE THROWS WITHOUT A MISS

3-Game Series	18	Kiki Vandeweghe, 1982 vs Phoenix
4-Game Series	7	Jamal Murray, 2023 vs L.A. Lakers
5-Game Series	9	Nikola Jokić, 2023 vs MIN
6-Game Series	8	Jamal Murray, 2023 vs Phoenix
7-Game Series	6	Nikola Jokić, 2020 vs L.A. Clippers

POINTS

3-Game Series	84	David Thompson, 1979 vs L.A. Lakers
4-Game Series	130	Jamal Murray, 2023 vs L.A. Lakers
5-Game Series	153	Alex English, 1985 vs Seattle
6-Game Series	207	Nikola Jokić, 2023 vs Phoenix
7-Game Series	221	Jamal Murray, 2020 vs Utah

AVERAGE POINTS PER GAME

3-Game Series	28.0	David Thompson, 1979 vs L.A. Lakers
4-Game Series	32.5	Jamal Murray, 2023 vs L.A. Lakers
5-Game Series	30.6	Alex English, 1985 vs Utah
6-Game Series	33.0	Nikola Jokić, 2021 vs Portland
7-Game Series	31.6	Jamal Murray, 2020 vs Utah

OFFENSIVE REBOUNDS

3-Game Series	14	Tom Boswell, 1979 vs L.A. Lakers
4-Game Series	19	Carmelo Anthony, 2008 vs L.A. Lakers
5-Game Series	22	Nenê, 2007 vs San Antonio
6-Game Series	25	Nikola Jokić, 2023 vs Phoenix
7-Game Series	28	Nikola Jokić, 2019 vs Portland

DEFENSIVE REBOUNDS

3-Game Series	21	Fat Lever, 1990 vs San Antonio
4-Game Series	44	Nikola Jokić, 2023 vs L.A. Lakers
5-Game Series	62	Marcus Camby, 2007 vs San Antonio
6-Game Series	54	Nikola Jokić, 2023 vs Phoenix
7-Game Series	84	Nikola Jokić, 2020 vs L.A. Clippers

TOTAL REBOUNDS

3-Game Series	32	Fat Lever, 1990 vs San Antonio
4-Game Series	58	Nikola Jokić, 2023 vs L.A. Lakers
5-Game Series	74	Marcus Camby, 2007 vs San Antonio
6-Game Series	79	Nikola Jokić, 2023 vs Phoenix
7-Game Series	97	Nikola Jokić, 2019 vs Portland





INDIVIDUAL SERIES RECORDS (CONT.)

AVERAGE REBOUNDS PER GAME

3-Game Series	10.3	Fat Lever, 1990 vs San Antonio
4-Game Series	14.5	Nikola Jokić, 2023 vs L.A. Lakers
5-Game Series	14.8	Marcus Camby, 2007 vs San Antonio
6-Game Series	13.2	Nikola Jokić, 2023 vs Phoenix
7-Game Series	13.9	Nikola Jokić, 2019 vs Portland

ASSISTS

3-Game Series	22	Fat Lever, 1987 vs L.A. Lakers
4-Game Series	47	Nikola Jokić, 2023 vs L.A. Lakers
5-Game Series	50	Jamal Murray, 2023 vs Miami
6-Game Series	62	Nikola Jokić, 2023 vs Phoenix
7-Game Series	64	Nikola Jokić, 2019 vs San Antonio

ASSISTS PER GAME

3-Game Series	7.3	Fat Lever, 1987 vs L.A. Lakers
4-Game Series	11.8	Nikola Jokić, 2023 vs L.A. Lakers
5-Game Series	10.3	Fat Lever, 1985 vs Utah
6-Game Series	10.3	Nikola Jokić, 2023 vs Phoenix
7-Game Series	9.1	Nikola Jokić, 2019 vs. San Antonio

BLOCKED SHOTS

3-Game Series	7	Dikembe Mutombo, 1995 vs San Antonio
4-Game Series	12	Marcus Camby, 2008 vs L.A. Lakers
5-Game Series	31	Dikembe Mutombo, 1994 vs Seattle
6-Game Series	15	Chris Andersen, 2009 vs L.A. Lakers
7-Game Series	38	Dikembe Mutombo, 1994 vs Utah

AVERAGE BLOCKED SHOTS PER GAME

3-Game Series	2.33	Dikembe Mutombo, 1995 vs San Antonio
4-Game Series	3.00	Marcus Camby, 2008 vs L.A. Lakers
5-Game Series	6.20	Dikembe Mutombo, 1994 vs Seattle
6-Game Series	2.50	Chris Andersen, 2009 vs L.A. Lakers
7-Game Series	5.43	Dikembe Mutombo, 1994 vs Utah

STEALS

3-Game Series	14	Alex English, 1989 vs Phoenix
4-Game Series	11	Jamal Murray, 2023 L.A. Lakers
5-Game Series	14	Fat Lever, 1985 vs San Antonio
6-Game Series	17	Bobby Jones, 1977 vs Portland
7-Game Series	13	Gary Harris, 2020 vs L.A. Clippers

AVERAGE STEALS PER GAME

3-Game Series	4.67	Alex English, 1989 vs Phoenix
4-Game Series	2.8	Jamal Murray, 2023 vs L.A. Lakers
5-Game Series	2.80	Fat Lever, 1985 vs San Antonio
6-Game Series	2.83	Bobby Jones, 1977 vs Portland
7-Game Series	1.86	Gary Harris, 2020 vs L.A. Clippers

TURNOVERS

3-Game Series	10	Bison Dele, 1995 vs San Antonio
4-Game Series	16	Alex English, 1986 vs Portland
5-Game Series	21	Jamal Murray, 2020 vs L.A. Lakers
6-Game Series	24	Nikola Jokić, 2023 vs Phoenix
7-Game Series	33	Nikola Jokić, 2020 vs L.A. Clippers






INDIVIDUAL SERIES RECORDS (CONT.)

PERSONAL FOULS

3-Game Series	15	Three times, last Dikembe Mutombo, 1995 vs SA
4-Game Series	20	Kenyon Martin, 2008 vs L.A. Lakers
5-Game Series	24	Carmelo Anthony, 2009 vs Dallas
6-Game Series	30	Bobby Wilkerson, 1978 vs Seattle
7-Game Series	32	Anthony Roberts, 1978 vs Milwaukee

DISQUALIFICATIONS

3-Game Series	1	Four times, last Bison Dele & Dikembe Mutombo, 1995 vs San Antonio
4-Game Series	2	Kenyon Martin, 2008 vs L.A. Lakers
5-Game Series	2	Andre Miller, 2005 vs San Antonio
6-Game Series	2	Nenê, 2009 vs L.A. Lakers
7-Game Series	2	3 times, last by Gary Harris, 2020 vs L.A. Clippers





INDIVIDUAL SINGLE GAME

	PLAYER	OPPONENT	DATE
POINTS			
57	Donovan Mitchell	UTA	8/17/20
MINUTES			
60	CJ McCollum	at POR	5/3/19
FIELD GOALS MADE			
20	Devin Booker	PHO	5/5/23
FIELD GOALS ATTEMPTED			
39	CJ McCollum	at POR	5/3/19
MOST FIELD GOALS MADE, NO MISSES			
5	Felton Spencer	at UTA	5/10/94
THREE-POINT FIELD GOALS MADE			
12	Damian Lillard	POR	6/1/21
THREE-POINT FIELD GOALS ATTEMPTED			
17	Damian Lillard	POR	6/1/21
MOST THREE-POINT FIELD GOALS MADE, NO MISSES			
4	Kentavious Caldwell-Pope	PHX	5/1/23
FREE THROWS MADE			
18	Kevin Johnson	at PHX	4/30/89
FREE THROWS ATTEMPTED			
19	Three times, last by Kevin Johnson	at PHX	4/30/89
MOST FREE THROWS MADE, NO MISSES			
15	Adrian Dantley	UTA	4/24/84
OFFENSIVE REBOUNDS			
11	Pau Gasol	at LAL	5/12/12
DEFENSIVE REBOUNDS			
20	Kevin Garnett	at MIN	4/21/04
TOTAL REBOUNDS			
22	Kevin Garnett	at MIN	4/21/04
ASSISTS			
20	Johnny Moore	at SA	4/27/83
STEALS			
6	Hakeem Olajuwon	at HOU	4/26/86
BLOCKED SHOTS			
10	Andrew Bynum	at LAL	4/29/12

TEAM SINGLE GAME

	TEAM	DATE
MINUTES PLAYED		
340	at POR	5/3/19
POINTS		
153	at LAL	5/22/85
FIELD GOALS MADE		
67	Twice, last by LAL	5/22/85
FIELD GOALS ATTEMPTED		
124	Twice, last by at POR	5/3/19
FIELD GOAL PERCENTAGE		
.660	at MIL (64-97)	4/23/78
THREE-POINT FIELD GOALS MADE		
21	POR	6/1/21
THREE-POINT FIELD GOALS ATTEMPTED		
48	POR	6/1/21
MOST THREE-POINT FIELD GOALS MADE, NO MISSES		
4	at LAL	4/11/85
FREE THROWS MADE		
49	at LAL	4/25/87
FREE THROWS ATTEMPTED		
62	SEA	5/5/78
FREE THROW PERCENTAGE		
1.000	LAL (24-24)	5/29/09
OFFENSIVE REBOUNDS		
26	PHX	4/20/82
DEFENSIVE REBOUNDS		
56	at SA	5/4/83
TOTAL REBOUNDS		
75	at SA	5/4/83
ASSISTS		
51	at SA	5/4/83
TURNOVERS		
29	POR	4/22/77
STEALS		
17	at PHX	4/19/83
PERSONAL FOULS		
40	vs. LAC	4/27/06
BLOCKED SHOTS		
15	at LAL	4/29/12





INDIVIDUAL OPPONENTS SERIES RECORDS

MINUTES PLAYED

3-Game Series	127	Tom Chambers, 1989 for Phoenix
4-Game Series	171	LeBron James, 2023 for L.A. Lakers
5-game series	209	Bam Adebayo, 2023 for Miami
6-Game Series	257	Dennis Johnson, 1978 for Seattle
7-Game Series	320	Karl Malone, 1994 for Utah

AVERAGE MINUTES PER GAME

3-Game Series	42.3	Tom Chambers, 1989 for Phoenix
4-Game Series	42.7	LeBron James, 2023 for L.A. Lakers
5-Game Series	41.8	Bam Adebayo, 2023 for Miami
6-Game Series	42.8	Dennis Johnson, 1978 for Seattle
7-Game Series	45.7	Karl Malone, 1994 for Utah

FIELD GOALS

3-Game Series	32	Kareem Abdul-Jabbar, 1979 for LAL
3-Game Series	32	David Robinson, 1990 for San Antonio
4-Game Series	48	Kobe Bryant, 2008 for L.A. Lakers
5-Game Series	62	George Gervin, 1983 for San Antonio
6-Game Series	70	Devin Booker, 2023 for Phoenix
7-Game Series	83	Donovan Mitchell, 2020 for Utah

FIELD GOALS ATTEMPTED

3-Game Series	69	Walter Davis, 1983 for Phoenix
4-Game Series	96	Kobe Bryant, 2008 for L.A. Lakers
5-Game Series	114	Anthony Edwards, 2023 for Minnesota
6-Game Series	139	Kevin Durant, 2023 for Phoenix
7-Game Series	172	Kobe Bryant, 2012 for L.A. Lakers

FIELD GOAL PERCENTAGE

3-Game Series	.750	Mark West (6-8), 1989 for Phoenix
4-Game Series	.710	Luke Walton (22-31), 2008 for LAL
5-Game Series	.789	Dwight Howard (15-19), 2020 for LAL
6-Game Series	.667	Jock Landale, 2023 for Phoenix
7-Game Series	.656	Alex English (42-64), 1978 for MIL

THREE-POINT FIELD GOALS

3-Game Series	7	Michael Cooper, 1987 for L.A. Lakers
4-Game Series	14	Austin Reaves, 2023 for L.A. Lakers
5-Game Series	43	Anthony Edwards, 2023 for Minnesota
6-Game Series	35	Damian Lillard, 2021 for Portland
7-Game Series	33	Donovan Mitchell, 2020 for Utah

THREE-POINT FIELD GOALS ATTEMPTED

3-Game Series	11	Michael Cooper, 1987 for L.A. Lakers
4-Game Series	30	Kobe Bryant, 2008 for L.A. Lakers
5-Game Series	37	Kevin Durant, 2011 for Oklahoma City
6-Game Series	78	Damian Lillard, 2021 for Portland
7-Game Series	64	Donovan Mitchell, 2020 for Utah





INDIVIDUAL OPPONENTS SERIES RECORDS (CONT.)

THREE-POINT FIELD GOAL PERCENTAGE

3-Game Series	1.000	Walter Davis (1-1), 1982 for Phoenix
4-Game Series	.800	Luke Walton (4-5), 2008 for L.A. Lakers
5-Game Series	.800	Johnny Moore (4-5), 1983 for SA
6-Game Series	.667	Ronnie Price (2-3), 2010 for Utah
7-Game Series	1.000	Dante Cunningham (2-2), 2019 for SA

FREE THROWS

3-Game Series	43	Kevin Johnson, 1989 for Phoenix
4-Game Series	35	Anthony Davis, 2023 for L.A. Lakers
5-Game Series	57	Dirk Nowitzki, 2009 for Dallas
6-Game Series	67	Kobe Bryant, 2009 for L.A. Lakers
7-Game Series	55	Donovan Mitchell, 2020 for Utah

FREE THROWS ATTEMPTED

3-Game Series	46	Kevin Johnson, 1989 for Phoenix
4-Game Series	40	Anthony Davis, 2023 for L.A. Lakers
5-Game Series	66	Adrian Dantley, 1984 for Utah
6-Game Series	72	Kobe Bryant, 2009 for L.A. Lakers
7-Game Series	60	Karl Malone, 1994 for Utah

FREE THROW PERCENTAGE

3-Game Series	1.000	Kurt Rambis (8-8), 1987 for L.A. Lakers
4-Game Series	1.000	Three times, last by Austin Reaves (15-15), 2023 for L.A. Lakers
5-Game Series	1.000	Six times, last by Kyle Lowry (9-9) & Haywood Highsmith (2-2), & Caleb Martin (2-2), 2023 for Miami
6-Game Series	1.000	Stephen Curry (21-21), 2013 for Golden St.
7-Game Series	1.000	Jordan Clarkson (10-10), 2020 for Utah

POINTS

3-Game Series	92	Kevin Johnson, 1989 for Phoenix
4-Game Series	134	Kobe Bryant, 2008 for L.A. Lakers
5-Game Series	172	Dirk Nowitzki, 2009 for Dallas
6-Game Series	206	Damian Lillard, 2021 for Portland
7-Game Series	254	Donovan Mitchell, 2020 for Utah

AVERAGE POINTS PER GAME

3-Game Series	30.7	Kevin Johnson, 1989 for Phoenix
4-Game Series	33.5	Kobe Bryant, 2008 for L.A. Lakers
5-Game Series	34.4	Dirk Nowitzki, 2009 for Dallas
6-Game Series	34.3	Damian Lillard, 2021 for Portland
7-Game Series	36.3	Donovan Mitchell, 2020 for Utah

OFFENSIVE REBOUNDS

3-Game Series	16	Dennis Rodman, 1995 for San Antonio
4-Game Series	13	Lamar Odom, 2008 for L.A. Lakers
5-Game Series	21	Nazr Mohammed, 2005 for San Antonio
6-Game Series	30	Hakeem Olajuwon, 1986 for Houston
7-Game Series	30	Andrew Bynum, 2012 for L.A. Lakers





INDIVIDUAL OPPONENTS SERIES RECORDS (CONT.)

DEFENSIVE REBOUNDS

3-Game Series	41	Tom Chambers, 1989 for Phoenix
4-Game Series	47	Anthony Davis, 2023 for L.A. Lakers
5-Game Series	51	Artis Gilmore, 1983 for San Antonio
6-Game Series	68	Bill Walton, 1977 for Portland
7-Game Series	66	Karl Malone, 1994 for Utah

TOTAL REBOUNDS

3-Game Series	46	Tom Chambers, 1989 for Phoenix
4-Game Series	56	Anthony Davis, 2023 for L.A. Lakers
5-Game Series	62	Bam Adebayo, 2023 for Miami
6-Game Series	85	Roy Tarpley, 1987 for Dallas
7-Game Series	86	Andrew Bynum, 2012 for L.A. Lakers Karl Malone, 1994 for Utah

AVERAGE REBOUNDS PER GAME

3-Game Series	15.3	Tom Chambers, 1989 for Phoenix
4-Game Series	14.0	Anthony Davis, 2023 for L.A. Lakers
5-Game Series	12.4	Bam Adebayo, 2023 for Miami
6-Game Series	14.2	Roy Tarpley, 1987 for Dallas
7-Game Series	12.3	Andrew Bynum, 2012 for L.A. Lakers Karl Malone, 1994 for Utah

ASSISTS

3-Game Series	47	Kevin Johnson, 1989 for Phoenix
4-Game Series	41	Chris Paul, 2021 for Phoenix
5-Game Series	78	Magic Johnson, 1985 for L.A. Lakers
6-Game Series	67	Deron Williams, 2010 for Utah
7-Game Series	67	John Stockton, 1994 for Utah

ASSISTS PER GAME

3-Game Series	15.7	Kevin Johnson, 1989 for Phoenix
4-Game Series	10.3	Chris Paul, 2021 for Phoenix
5-Game Series	15.6	Magic Johnson, 1985 for L.A. Lakers
6-Game Series	11.2	Deron Williams, 2010 for Utah
7-Game Series	9.6	John Stockton, 1994 for Utah

BLOCKED SHOTS

3-Game Series	15	Kareem Abdul-Jabbar, 1979 for LAL
4-Game Series	11	Twice, last by Anthony Davis, 2023 for L.A. Lakers
5-Game Series	24	Serge Ibaka, 2011 for Oklahoma City
6-Game Series	21	Hakeem Olajuwon, 1986 for Houston
7-Game Series	28	Andrew Bynum, 2012 for L.A. Lakers

AVERAGE BLOCKS PER GAME

3-Game Series	5.00	Kareem Abdul-Jabbar, 1979 for LAL
4-Game Series	2.8	Anthony Davis, 2023 for L.A. Lakers
5-Game Series	4.80	Serge Ibaka, 2011 for Oklahoma City
6-Game Series	3.50	Hakeem Olajuwon, 1986 for Houston
7-Game Series	4.00	Andrew Bynum, 2012 for L.A. Lakers





INDIVIDUAL OPPONENTS SERIES RECORDS (CONT.)

STEALS

3-Game Series	7	Three times, last Avery Johnson, 1995 for San Antonio
4-Game Series	6	Seven times, last by LeBron James, 2023 for L.A. Lakers
5-Game Series	15	Johnny Moore, 1983 for San Antonio
6-Game Series	13	Twice, last Stephen Curry, 2013 for GS
7-Game Series	16	Kawhi Leonard, 2020 for L.A. Clippers

AVERAGE STEALS PER GAME

3-Game Series	2.33	Three times, last Avery Johnson, 1995 for San Antonio
4-Game Series	1.50	Seven times, last by LeBron James, 2023 for L.A. Lakers
5-Game Series	3.00	Johnny Moore, 1983 for San Antonio
6-Game Series	2.17	Twice, last Stephen Curry, 2013 for GS
7-Game Series	2.29	Kawhi Leonard, 2020 for L.A. Clippers

TURNOVERS

3-Game Series	13	Dennis Johnson, 1982 for Phoenix
4-Game Series	19	Clyde Drexler, 1986 for Portland
5-Game Series	24	Chris Paul, 2009 for New Orleans
6-Game Series	28	Ralph Sampson, 1986 for Houston
7-Game Series	29	Donovan Mitchell, 2020 for Utah

PERSONAL FOULS

3-Game Series	15	Alvan Adams, 1983 for Phoenix
3-Game Series	15	Larry Nance, 1983 for Phoenix
4-Game Series	18	Kenny Carr, 1986 for Portland
5-Game Series	24	Twice, last by Rudy Gobert, 2023 for Minnesota
6-Game Series	31	Bob Gross, 1977 for Portland
7-Game Series	34	Karl Malone, 1994 for Utah

DISQUALIFICATIONS

3-Game Series	1	Larry Nance, 1982 for Phoenix
3-Game Series	1	Larry Nance, 1983 for Phoenix
4-Game Series	1	Four times, last by Dennis Schroder, 2023 for L.A. Lakers
5-Game Series	4	18 times, last by Rudy Gobert & Karl-Anthony Towns, 2023 for Minnesota
6-Game Series	3	Hakeem Olajuwon, 1986 for Houston
6-Game Series	3	Bob Gross, 1977 for Portland
7-Game Series	2	Karl Malone, 1994 for Utah





NUGGETS ALL-TIME PLAYOFF SCORING LEADERS

PLAYER	SP	GP	MIN	FGM	FGA	PCT	3FGM	FTM	FTA	PCT	OFF	DEF	REB	AST	PF	DQ	ST	BS	PTS	AVG
1. Jokić	8	68	2556	714	1352	.528	124	317	385	.826	214	606	820	496	234	3	71	62	1,869	27.5
2. English	9	59	2,219	620	1250	.496	0	300	345	.869	150	179	329	280	168	2	124	22	1,540	26.1
3. Murray	3	53	2060	487	1030	.473	149	201	221	.910	54	212	266	334	107	---	62	13	1324	25.0
4. Issel+	8	66	2,069	513	1037	.495	2	267	325	.822	159	390	549	177	219	1	114	33	1,295	19.6
5. Anthony	7	45	1,738	378	892	.424	43	305	373	.818	110	208	318	134	166	5	59	16	1,104	24.5
6. Thompson+	5	38	1,414	367	751	.489	2	202	256	.789	74	124	198	133	130	1	109	31	938	24.7
7. Simpson+	5	51	1,546	365	826	.442	4	202	249	.811	62	138	200	223	124	1	167	10	936	18.4
8. Beck+	8	66	1,790	346	737	.469	2	154	188	.819	174	312	486	82	220	1	10	4	848	12.8
9. Porter Jr.	3	49	1437	241	533	.452	---	66	85	.776	53	298	351	60	116	---	34	20	657	13.4
10. B. Jones+	4	45	1,436	240	436	.550	0	105	144	.729	123	237	360	153	169	2	61	55	585	13.0
11. Lever	6	36	1,232	210	476	.441	16	112	137	.817	72	175	247	242	99	0	78	9	528	14.7
12. Natt	2	25	801	197	380	.518	1	118	148	.797	48	130	178	85	60	0	10	8	513	20.5
13. L. Jones*	3	20	858	173	361	.479	8	148	185	.800	---	---	122	112	67	0	---	---	502	25.1
14. Evans	6	52	1,021	189	460	.411	42	70	85	.824	20	82	102	152	116	0	43	6	490	9.4
15. Nenê	7	44	1,299	170	320	.531	0	133	211	.630	99	185	284	91	166	5	43	24	473	10.8
16. Schayes	7	48	1,082	157	285	.551	0	141	173	.815	94	189	283	60	164	2	18	42	455	9.5
17. Billups	2	22	826	127	280	.454	55	143	159	.899	6	69	75	147	62	1	26	7	452	20.5
18. J.R. Smith	5	35	820	148	332	.446	63	83	118	.703	22	78	100	69	94	1	34	7	446	12.6
19. Haywood*	1	12	568	185	362	.511	1	69	83	.831	79	158	237	39	31	0	-	-	440	36.7
20. Robisch+	4	28	848	164	381	.430	0	104	138	.754	92	159	251	46	79	1	14	10	432	15.4
21. Millsap	5	42	1,037	142	325	.437	33	98	128	.766	59	159	218	49	111	1	27	30	415	9.9
22. Vandeweghe	3	16	606	161	299	.538	2	85	96	.885	16	77	93	61	37	1	15	16	409	25.6
23. A. Miller	5	28	894	156	357	.437	11	80	102	.784	57	73	130	143	77	3	34	3	403	14.4
24. K. Martin	6	38	1,208	169	356	.475	1	60	95	.632	70	176	246	62	152	6	42	32	399	10.5
25. Hanzlik	8	54	1,124	138	320	.431	5	107	140	.764	54	96	150	147	183	4	43	24	388	7.2
26. Lawson	4	24	763	145	305	.475	22	74	94	.787	20	43	63	125	52	0	28	2	386	16.1
27. Morris	7	43	917	149	335	.445	28	58	76	.763	14	58	72	143	47	0	27	5	384	8.9
27. Calvin+	3	31	691	114	245	.465	3	129	140	.921	10	48	58	102	74	0	31	1	360	11.6
28. Rasmussen	5	29	632	140	316	.443	0	65	81	.802	68	112	180	25	84	1	10	27	345	11.9
29. Hammond*	3	24	739	140	272	.515	0	63	93	.677	---	---	157	46	92	3	---	---	343	26.4

* ABA

+ ABA and NBA combined





GAMES

1. Nikola Jokić	68
2. Alex English	59
3. T.R. Dunn	58
4. Bill Hanzlik	54
5. Dan Issel	53

POINTS

1. Nikola Jokić	1,896
2. Alex English	1,540
3. Jamal Murray	1,324
3. Carmelo Anthony	1,104
4. Dan Issel	1,029

FIELD GOALS MADE

1. Nikola Jokić	714
2. Alex English	620
3. Jamal Murray	487
4. Dan Issel	402
5. Carmelo Anthony	378

FIELD GOALS ATTEMPTED

1. Nikola Jokić	1,352
2. Alex English	1,250
3. Jamal Murray	1,030
4. Carmelo Anthony	892
5. Dan Issel	810

FIELD GOAL PERCENTAGE

1. Chris Andersen	.582 (53-91)
2. Billy McKinney	.575 (42-73)
3. Kenneth Faried	.565 (52-92)
4. Bison Dele	.553 (52-94)
5. Dan Schayes	.551 (157-285)

3-POINT FIELD GOALS

1. Jamal Murray	149
2. Nikola Jokić	124
3. Michael Porter Jr.	109
4. J.R. Smith	65
5. Chauncey Billups	55

3-POINT FG ATTEMPTS

1. Jamal Murray	369
2. Nikola Jokić	301
3. Michael Porter Jr.	293
4. J.R. Smith	192
5. Mike Evans	149

FREE THROWS MADE

1. Nikola Jokić	317
2. Carmelo Anthony	305
3. Alex English	300
4. Dan Issel	223
5. Jamal Murray	201

FREE THROWS ATTEMPTED

1. Nikola Jokić	384
2. Carmelo Anthony	373
3. Alex English	345
4. Dan Issel	269
5. Jamal Murray	221

FREE THROW PERCENTAGE

1. Walter Davis	1.000 (21-21)
2. Mahmoud Abdul-Rauf	.956 (43-45)
3. Jamal Murray	.910 (201-221)
4. Chauncey Billups	.899 (143-159)
5. Jerami Grant	.889 (48-54)

OFFENSIVE REBOUNDS

1. Nikola Jokić	214
2. Alex English	148
3. T.R. Dunn	116
4. Carmelo Anthony	110
5. Nenê	99

DEFENSIVE REBOUNDS

1. Nikola Jokić	606
2. Michael Porter Jr.	298
3. Dan Issel	282
4. Marcus Camby	241
5. Jamal Murray	212

TOTAL REBOUNDS

1. Nikola Jokić	820
2. Dan Issel	393
3. Michael Porter Jr.	351
4. Alex English	329
5. Carmelo Anthony	318

ASSISTS

1. Nikola Jokić	496
2. Jamal Murray	334
3. Alex English	280
4. Fat Lever	257
5. Monte Morris	170

BLOCKED SHOTS

1. Dikembe Mutombo	76
2. Marcus Camby	65
3. Nikola Jokić	62
4. Wayne Cooper	52
5. Chris Andersen	47

STEALS

1. T.R. Dunn	83
2. Fat Lever	78
3. Nikola Jokić	71
4. Jamal Murray	62
5. Carmelo Anthony	59





1977 (Won 2, Lost 4)

Player	GP/GS	MIN	FG	FGA	PCT	FT	FTA	PCT	OFF	DEF	REB	AST	PF	DQ	STL	BS	PTS	AVG
Thompson	6-6	237	56	121	.463	36	53	.679	13	18	31	24	22	1	9	4	148	24.7
Issel	6-6	222	49	96	.510	34	45	.756	18	40	58	17	20	0	5	4	132	22.0
Jones	6-6	187	31	64	.484	10	17	.588	11	24	35	21	25	1	17	14	72	12.0
Calvin	6-2	112	19	40	.475	24	29	.828	1	8	9	13	13	0	1	0	62	10.3
Wise	6-0	106	14	41	.341	17	25	.680	6	22	28	3	16	0	0	1	45	7.5
McClain	6-4	170	19	46	.413	6	8	.750	5	9	14	27	12	0	10	2	44	7.3
Price	6-2	158	19	53	.358	5	8	.625	6	18	24	25	18	0	12	1	43	7.2
Silas	6-4	141	14	33	.424	13	24	.542	16	24	40	16	23	1	2	4	41	6.8
Webster	6-0	96	13	26	.500	4	6	.667	14	26	40	31	20	2	1	1	30	5.0
Towe	1-0	6	2	3	.667	0	0	.000	0	0	1	0	0	0	0	0	4	4.0
Beck	5-0	29	3	9	.333	2	2	1.000	2	4	6	1	5	0	0	0	8	1.6
Taylor	1-0	1	0	0	.000	0	0	.000	0	0	0	0	0	0	0	0	0	0.0
NUGGETS	6	1465	239	532	.449	151	217	.696	92	193	285	151	166	3	58	41	629	104.8
OPPONENTS	6	1465	259	533	.486	121	162	.747	77	191	268	158	168	7	53	41	639	106.5

1978 (Won 6, Lost 7)

Player	GP/GS	MIN	FG	FGA	PCT	FT	FTA	PCT	OFF	DEF	REB	AST	PF	DQ	STL	TO	BS	PTS	
Thompson	13-13	481	131	291	.450	66	80	.825	18	35	53	52	34	0	9	39	21	328	25.2
Issel	13-13	460	103	212	.486	56	65	.862	41	93	134	53	43	1	7	39	3	262	20.2
Roberts	13-13	400	86	199	.432	40	50	.800	45	63	108	30	57	3	11	27	7	212	16.3
Jones	13-13	390	66	116	.569	34	46	.739	36	66	102	35	42	1	16	24	9	166	12.8
Wilkerson	13-13	426	47	127	.370	26	42	.619	20	51	71	78	55	2	19	25	4	120	9.2
Simpson	13-0	225	43	95	.453	16	23	.696	5	14	19	38	20	0	4	21	2	102	7.8
Hillman	13-0	260	31	79	.392	11	15	.733	25	55	80	18	49	1	6	24	7	73	5.6
Calvin	12-0	135	19	42	.452	27	29	.931	3	5	8	21	11	0	7	11	0	65	5.4
Ellis	12-0	170	17	40	.425	12	15	.800	15	28	43	8	25	0	6	14	8	46	3.8
Smith	11-0	96	17	26	.654	5	7	.714	5	4	9	17	13	0	6	8	0	39	3.5
LaGarde	9-0	77	10	19	.526	5	7	.714	9	9	18	7	12	0	0	9	2	25	2.8
NUGGETS	13	3120	570	1246	.457	298	379	.786	222	423	645	357	361	8	91	242	63	1438	110.6
OPPONENTS	13	3120	581	1220	.476	315	439	.718	205	380	585	362	430	2	115	205	97	1477	113.6

1979 (Won 1, Lost 2)

Player	GP/GS	MIN	FG	FGA	PCT	FT	FTA	PCT	OFF	DEF	REB	AST	PF	DQ	STL	TO	BS	PTS	
Thompson	3-3	122	38	69	.551	8	11	.727	7	14	21	12	12	0	12	4	1	84	28.0
Issel	3-3	109	24	45	.533	25	31	.806	7	21	28	10	15	0	9	0	1	73	24.3
Boswell	3-3	120	21	35	.600	10	13	.769	14	13	27	16	10	0	6	3	5	52	17.3
Scott	3-3	104	20	42	.476	8	14	.571	2	12	14	10	11	0	10	2	2	48	16.0
Roberts	3-0	80	13	33	.394	7	11	.636	5	8	13	6	9	0	3	2	1	33	11.0
Wilkerson	3-3	101	14	34	.412	1	3	.333	7	19	26	15	7	0	6	3	0	29	9.7
Ellis	3-0	24	2	6	.333	2	2	1.000	1	3	4	1	2	0	0	2	1	6	2.0
Hughes	3-0	35	1	2	.500	1	2	.500	3	8	11	0	8	0	3	2	0	3	1.0
Smith	3-0	25	0	7	.000	2	2	1.000	1	1	2	4	2	0	2	2	0	2	0.7
NUGGETS	3	720	133	273	.487	64	89	.719	47	99	146	74	76	0	51	20	11	330	110.0
OPPONENTS	3	720	138	267	.517	62	80	.775	29	95	124	87	76	0	44	23	18	338	112.7

1982 (Won 1, Lost 2)

Player	GP-GS	MIN	FIELD GOALS		3-POINT FG		FREE THROWS		OFF/DEF	REB	AST	PF	DQ	STL	TO	BS	PTS	AVG
			FG/FGA	PCT	FG/FGA	PCT	FT-FTA	PCT										
Issel	3/3	103	32/60	.533	0/0	.000	12/12	1.000	8/13	21	5	10	0	3	7	1	76	25.3
Vandeweghe	3/3	109	25/43	.581	0/0	.000	18/18	1.000	4/14	18	9	7	0	2	6	4	68	22.7
English	3/3	118	26/55	.473	0/0	.000	6/7	.857	8/15	23	17	6	0	3	4	3	58	19.3
McKinney	3/3	91	16/27	.593	0/1	.000	10/12	.833	2/4	6	10	9	0	3	5	0	42	14.0
Thompson	3/0	66	15/33	.455	1/3	.333	4/7	.571	4/6	10	6	8	0	1	8	0	35	11.7
Higgs	3/0	54	8/21	.381	0/2	.000	7/12	.583	1/2	3	6	12	0	3	5	0	23	7.7
Dunn	3/3	81	6/13	.462	0/0	.000	7/8	.875	10/8	18	10	11	0	8	5	1	19	6.3
Hordges	3/0	45	8/19	.421	0/1	.000	3/4	.750	2/11	13	2	4	0	1	4	0	19	6.3
Gondrezick	3/0	51	8/20	.400	0/1	.000	2/3	.667	3/5	8	9	8	0	2	0	1	18	6.0
Ray	1/0	2	0/0	.000	0/0	.000	0/0	.000	0/0	0	0	1	0	0	0	1	0	0.0
NUGGETS	3	720	144/291	.495	1/8	.125	69/83	.831	42/78	120	74	76	0	26	44	11	358	119.3
OPPONENTS	3	720	153/286	.535	2/6	.333	55/77	.714	48/93	141	89	80	1	26	53	28	363	121.0





1983 (Won 3, Lost 5)

Player	GP-GS	MIN	FIELD GOALS		3-POINT FG		FREE THROWS		OFF/DEF	REB	AST	PF	DQ	STL	TO	BS	PTS	AVG
			FG/FGA	PCT	FG/FGA	PCT	FT-FTA	PCT										
Vandeweghe	8/8	317	87/160	.544	0/4	.000	40/50	.800	6/46	52	32	16	0	4	12	7	214	26.8
English	7/7	270	67/150	.447	0/2	.000	47/53	.887	20/24	44	42	21	0	4	21	7	181	25.9
Issel	8/8	227	69/136	.507	0/1	.000	25/29	.862	13/45	58	25	18	0	9	10	5	163	20.4
Evans	8/1	183	36/74	.486	3/10	.300	11/17	.647	2/17	19	38	20	0	5	22	0	86	10.8
Williams	7/7	134	24/54	.444	2/3	.667	7/7	1.000	2/11	13	37	27	1	8	19	1	57	8.1
McKinney	8/0	113	26/46	.565	0/0	.000	10/18	.556	5/8	13	18	15	0	2	7	0	62	7.8
Schayes	8/0	163	21/43	.488	0/0	.000	15/15	1.000	11/29	40	14	25	0	2	17	5	57	7.1
Hanzlik	8/1	157	20/50	.400	0/2	.000	14/17	.824	3/22	25	21	26	0	6	11	5	54	6.8
Dunn	8/8	300	18/41	.439	0/0	.000	5/8	.625	27/51	78	20	21	0	12	14	3	41	5.1
Gondrezick	6/0	66	7/19	.368	0/0	.000	1/2	.500	12/8	20	4	7	0	0	1	1	15	2.5
Ray	3/0	18	1/6	.167	0/0	.000	1/4	.250	1/2	3	0	3	0	0	0	1	3	1.0
Robisch	3/0	22	1/7	.143	0/0	.000	0/2	.000	3/6	9	1	2	0	0	0	1	2	0.7
NUGGETS	8	1970	377/786	.480	5/22	.227176/222	.793	105/269	374	252	201	1	1	52	134	36	935	116.9
OPPONENTS	8	1970	411/837	.491	10/37	.270164/214	.766	121/310	431	260	217	3	3	76	121	67	996	124.5

1984 (Won 2, Lost 3)

Player	GP-GS	MIN	FIELD GOALS		3-POINT FG		FREE THROWS		OFF/DEF	REB	AST	PF	DQ	STL	TO	BS	PTS	AVG
			FG/FGA	PCT	FG/FGA	PCT	FT-FTA	PCT										
English	5/5	203	60/102	.588	0/1	.000	25/28	.893	16/24	40	28	17	0	3	7	2	145	29.0
Issel	5/5	153	52/102	.510	1/2	.500	32/39	.821	10/30	40	8	15	0	6	15	6	137	27.4
Vandeweghe	5/5	180	49/96	.510	2/5	.400	27/28	.964	6/17	23	20	14	1	9	10	5	127	25.4
Williams	5/4	149	21/47	.447	5/13	.385	10/12	.833	5/14	19	24	19	1	3	8	1	57	11.4
Dunn	5/5	178	14/25	.560	0/0	.000	5/7	.714	20/19	39	8	19	0	10	8	4	33	6.6
Hanzlik	5/1	82	11/19	.579	0/2	.000	6/6	1.000	3/5	8	21	16	0	3	6	0	28	5.6
Schayes	5/0	81	11/18	.611	0/0	.000	6/8	.750	3/21	24	4	20	0	4	7	3	28	5.6
Evans	5/0	77	9/28	.321	1/8	.125	4/4	1.000	1/2	3	12	13	0	0	8	0	23	4.6
Anderson	4/0	37	6/15	.400	0/1	.000	4/6	.667	1/8	9	5	6	0	0	1	1	16	4.0
Carter	5/0	60	7/22	.318	1/5	.200	0/0	.000	1/4	5	5	3	0	4	5	1	15	3.0
NUGGETS	5	1200	240/474	.506	10/37	.270119/138	.862	66/144	210	135	142	2	2	42	75	23	609	121.8
OPPONENTS	5	1200	230/448	.513	8/28	.286144/178	.809	60/151	211	122	126	1	1	37	78	29	612	122.4

1985 (Won 8, Lost 7)

Player	GP-GS	MIN	FIELD GOALS		3-POINT FG		FREE THROWS		OFF/DEF	REB	AST	PF	DQ	STL	TO	BS	PTS	AVG
			FG/FGA	PCT	FG/FGA	PCT	FT-FTA	PCT										
English	14/14	536	163/304	.536	0/1	.000	97/109	.890	36/56	92	63	40	1	17	30	4	423	30.2
Natt	15/15	508	131/238	.550	0/0	.000	72/89	.809	31/68	99	57	35	0	8	31	5	334	22.3
Lever	11/8	342	49/122	.402	0/2	.000	48/63	.762	23/48	71	93	33	0	26	34	2	146	13.3
Issel	15/4	325	73/159	.459	1/1	1.000	39/48	.813	14/40	54	27	36	0	12	13	5	186	12.4
Cooper	15/12	321	67/143	.469	0/0	.000	30/40	.750	34/59	93	20	52	0	8	19	36	164	10.9
Evans	15/0	281	62/143	.434	17/51	.333	14/17	.824	3/29	32	46	39	0	13	36	3	155	10.3
Hanzlik	15/0	310	45/92	.489	0/1	.000	30/41	.732	24/22	46	33	57	2	14	22	6	120	8.0
Turner	15/4	358	50/102	.490	2/2	1.000	12/19	.632	30/43	73	46	42	0	17	26	1	114	7.6
White	10/3	123	27/57	.474	2/3	.667	7/12	.583	9/8	17	17	6	0	5	16	0	63	6.3
Dunn	15/15	371	27/65	.415	0	.000	14/19	.737	27/33	60	34	45	0	24	10	3	68	4.5
Schayes	9/0	118	11/26	.423	0/0	.000	14/20	.700	8/22	30	12	22	0	3	5	4	36	4.0
Kopicki	7/0	32	6/16	.375	0/0	.000	9/17	.529	2/11	13	3	5	0	1	1	1	21	3.0
NUGGETS	15	3625	711/1467	.485	22/61	.361386/494	.781	241/439	680	451	412	3	3	148	243	70	1830	122.0
OPPONENTS	15	3625	700/1330	.526	19/72	.264383/513	.747	187/486	673	429	418	6	6	131	300	98	1802	120.1

1986 (Won 5, Lost 5)

Player	GP-GS	MIN	FIELD GOALS		3-POINT FG		FREE THROWS		OFF/DEF	REB	AST	PF	DQ	STL	TO	BS	PTS	AVG
			FG/FGA	PCT	FG/FGA	PCT	FT-FTA	PCT										
English	10/10	394	106/229	.463	0/1	.000	61/71	.859	18/17	35	52	29	0	4	28	4	273	27.3
Natt	10/6	293	66/142	.465	1/2	.500	46/59	.780	17/62	79	28	25	0	2	22	3	179	17.9
Lever	10/10	347	59/131	.450	8/14	.571	17/24	.708	15/33	48	53	33	0	20	23	2	143	14.3
Schayes	10/6	295	46/86	.535	0/0	.000	24/30	.800	34/48	82	9	37	1	4	21	17	116	11.6
Rasmussen	10/4	175	39/96	.406	0/0	.000	33/41	.805	27/33	60	10	28	1	5	7	9	111	11.1
Evans	10/0	204	30/82	.366	7/29	.241	25/30	.833	6/14	20	25	19	0	10	13	3	92	9.2
Cooper	8/4	154	24/56	.429	0/1	.000	15/22	.682	11/29	40	7	31	2	2	11	5	63	7.9
Hanzlik	6/0	102	15/28	.536	1/1	1.000	13/16	.813	2/4	6	19	12	0	1	7	1	44	7.3
Turner	10/0	196	29/54	.537	1/1	1.000	7/8	.875	12/17	29	22	19	1	7	5	0	66	6.6
Dunn	10/10	276	20/46	.435	0/0	.000	9/14	.643	22/31	53	13	34	1	16	3	0	49	4.9
White	4/0	21	2/7	.286	1/4	.250	0/0	.000	1/2	3	6	4	0	1	2	0	5	1.3
Williams	4/0	18	2/4	.500	0/1	.000	0/0	.000	1/3	4	3	2	0	0	0	0	4	1.0
NUGGETS	10	2475	438/961	.456	19/54	.352250/315	.794	166/293	459	247	273	6	6	72	144	44	1145	114.5
OPPONENTS	10	2475	466/943	.494	7/36	.194239/325	.735	158/345	503	292	269	9	9	67	174	68	1178	117.8





1987 (Won 0, Lost 3)

Player	GP-GS	MIN	FIELD GOALS		3-POINT FG		FREE THROWS		OFF/DEF	REB	AST	PF	DQ	STL	TO	BS	PTS	AVG
			FG/FGA	PCT	FG/FGA	PCT	FT-FTA	PCT										
English	3/3	76	25/49	.510	0/0	.000	6/7	.857	10/4	14	10	9	1	0	8	0	56	18.7
Rasmussen	3/3	92	22/45	.489	0/0	.000	5/10	.500	8/15	23	7	12	0	2	5	2	49	16.3
Lever	3/3	99	19/50	.380	2/8	.250	6/9	.667	5/13	18	22	7	0	7	2	0	46	15.3
Martin	3/0	54	12/29	.414	0/1	.000	7/12	.583	4/5	9	10	12	0	0	5	1	31	10.3
Schayes	3/0	75	12/17	.706	0/0	.000	6/9	.667	6/11	17	2	10	0	1	3	2	30	10.0
Walker	3/3	68	11/34	.324	0/0	.000	4/7	.571	3/7	10	5	4	0	2	4	0	26	8.7
Hanzlik	3/2	76	8/25	.320	0/2	.000	9/15	.600	0/6	6	7	6	0	4	3	0	25	8.3
Alarie	3/0	41	9/15	.600	0/0	.000	2/2	1.000	0/5	5	1	9	0	2	4	2	20	6.7
Evans	3/0	57	7/19	.368	2/7	.286	2/2	1.000	2/5	7	8	6	0	3	3	0	18	6.0
Cooper	3/1	41	5/12	.417	0/0	.000	2/2	1.000	6/11	17	2	9	0	0	1	1	12	4.0
Smith	3/0	19	2/6	.333	0/0	.000	6/9	.667	1/4	5	4	1	0	0	4	2	10	3.3
Dunn	3/0	22	1/4	.250	0/0	.000	0/0	.000	1/2	3	2	3	0	1	1	1	2	0.7
NUGGETS	3	720	133/305	.436	4/18	.222	55/84	.655	46/88	134	80	88	1	22	44	11	325	108.3
OPPONENTS	3	720	143/280	.511	11/22	.500	110/135	.815	40/119	159	107	65	0	22	32	34	407	135.7

1988 (Won 5, Lost 6)

Player	GP-GS	MIN	FIELD GOALS		3-POINT FG		FREE THROWS		OFF/DEF	REB	AST	PF	DQ	STL	TO	BS	PTS	AVG
			FG/FGA	PCT	FG/FGA	PCT	FT-FTA	PCT										
English	11/11	438	116/255	.455	0/3	.000	35/43	.814	31/28	59	48	34	0	7	16	3	267	24.3
Vincent	8/0	200	53/104	.510	0/1	.000	34/40	.830	10/27	37	6	25	0	5	14	4	140	17.5
Lever	7/7	273	45/98	.459	3/7	.429	26/33	.788	16/49	65	49	15	0	13	4	4	119	17.0
Schayes	11/11	314	55/88	.625	0/0	.000	70/83	.843	30/49	79	18	46	1	3	24	10	180	16.4
Adams	11/11	406	47/130	.362	17/54	.315	36/41	.878	9/27	36	64	19	0	18	23	2	147	13.4
Rasmussen	11/11	277	60/127	.472	0/0	.000	18/20	.900	25/46	71	7	33	0	1	6	12	138	12.5
Evans	11/1	219	45/114	.395	12/44	.273	14/15	.933	6/16	22	23	19	0	12	12	0	116	10.5
Hanzlik	11/0	212	20/56	.357	0/8	.000	18/26	.692	11/18	29	26	40	1	5	14	9	58	5.3
Dunn	11/3	185	11/20	.550	0/0	.000	4/8	.500	11/18	29	3	20	0	8	4	0	26	2.4
Martin	3/0	9	1/5	.200	0/1	.000	5/6	.833	0/1	1	0	1	0	0	1	1	7	2.3
Cooper	9/0	96	8/23	.348	0/0	.000	2/2	1.000	16/17	33	6	19	0	3	4	8	18	2.0
Brooks	4/0	11	1/3	.333	1/2	.500	0/0	.000	1/3	4	2	1	0	0	0	0	3	0.8
NUGGETS	11	2640	462/1023	.452	33/120	.275	262/317	.826	166/299	465	252	272	2	75	124	53	1219	110.8
OPPONENTS	11	2640	490/958	.511	15/61	.246	250/342	.731	159/359	518	280	272	4	62	178	53	1245	113.2

1989 (Won 0, Lost 3)

Player	GP-GS	MIN	FIELD GOALS		3-POINT FG		FREE THROWS		OFF/DEF	REB	AST	PF	DQ	STL	TO	BS	PTS	AVG
			FG/FGA	PCT	FG/FGA	PCT	FT-FTA	PCT										
English	3/3	108	32/62	.516	0/0	.000	14/16	.875	8/5	13	11	6	0	1	14	0	78	26.0
Davis	3/0	94	31/60	.517	0/0	.000	15/15	1.000	2/3	5	4	11	0	3	8	0	77	25.7
Adams	2/1	75	15/36	.417	10/22	.455	7/8	.875	5/12	17	9	6	0	3	8	0	47	23.5
Hanzlik	3/3	106	14/33	.424	3/6	.500	7/12	.583	6/14	20	9	13	9	5	2	1	38	12.7
Lever	2/2	58	9/24	.375	2/3	.667	2/2	1.000	2/11	13	19	4	0	4	6	0	22	11.0
Cook	3/3	66	12/24	.500	1/2	.500	6/6	1.000	2/11	13	11	12	0	3	4	0	31	10.3
Turner	3/0	74	6/13	.462	0/1	.000	2/6	.333	2/9	11	3	9	0	1	0	0	14	4.7
Cooper	3/3	44	6/12	.500	0/0	.000	0/0	.000	4/9	13	2	10	0	1	0	2	12	4.0
Schayes	2/0	36	1/7	.143	0/0	.000	6/8	.750	2/9	11	1	4	0	1	1	1	8	4.0
Lane	2/0	21	2/7	.286	0/1	.000	2/2	1.000	1/5	6	2	4	0	0	0	0	6	3.0
Greenwood	3/0	34	2/6	.333	0/0	.000	1/2	.500	2/9	11	1	7	0	1	6	1	5	1.7
Rasmussen	2/0	4	0/0	.000	0/0	.000	0/0	.000	0/0	0	0	1	0	0	1	0	0	0.0
NUGGETS	3	720	130/284	.458	16/39	.410	62/77	.805	36/97	133	72	87	0	23	50	5	338	112.7
OPPONENTS	3	720	126/264	.477	9/32	.281	105/126	.833	40/118	158	76	69	0	33	48	10	366	122.0

1990 (Won 0, Lost 3)

Player	GP-GS	MIN	FIELD GOALS		3-POINT FG		FREE THROWS		OFF/DEF	REB	AST	PF	DQ	STL	TO	BS	PTS	AVG
			FG/FGA	PCT	FG/FGA	PCT	FT-FTA	PCT										
English	3/3	76	25/44	.568	0/0	.000	9/11	.818	3/6	9	9	6	0	2	2	1	59	19.7
Lever	3/3	113	19/51	.373	1/7	.143	13/14	.929	11/21	32	21	7	0	8	5	1	52	17.3
Rasmussen	3/0	84	19/48	.396	0/0	.000	9/10	.900	8/18	26	1	10	0	2	2	4	47	15.7
Lichti	3/0	70	15/29	.517	0/1	.000	14/19	.737	5/13	18	9	6	0	1	8	0	44	14.7
Davis	3/0	70	18/45	.400	0/1	.000	6/6	1.000	4/5	9	6	4	0	1	5	0	42	14.0
Adams	3/3	105	13/34	.382	6/20	.300	7/8	.875	0/6	6	18	10	0	4	8	0	39	13.0
Hanzlik	3/0	79	5/17	.294	1/3	.333	10/10	1.000	5/5	10	11	13	1	5	2	2	21	7.0
Carroll	3/3	46	9/16	.563	0/0	.000	2/2	1.000	1/8	9	3	6	0	1	1	5	20	6.7
Kempton	3/1	32	7/9	.778	0/0	.000	4/4	1.000	1/4	5	4	8	0	0	2	0	18	6.0
Lane	2/2	14	0/3	.000	0/0	.000	1/2	.500	0/1	1	2	4	0	0	2	0	1	0.5
Dunn	3/0	31	0/0	.000	0/0	.000	0/0	.000	1/6	7	2	3	0	4	1	1	0	0.0
NUGGETS	3	720	130/296	.439	8/32	.250	75/86	.872	39/93	132	86	77	1	28	38	14	343	114.3
OPPONENTS	3	720	156/295	.529	0/5	.000	67/93	.720	45/118	163	103	70	0	28	45	20	379	126.3





1994 (Won 6, Lost 6)

Player	GP-GS	MIN	FIELD GOALS		3-POINT FG		FREE THROWS		OFF/DEF	REB	AST	PF	DQ	STL	TO	BS	PTS	AVG
			FG/FGA	PCT	FG/FGA	PCT	FT-FTA	PCT										
Ellis	12/12	436	68/142	.479	3/6	.500	38/54	.704	27/70	97	26	46	2	9	19	11	177	14.8
R. Williams	12/12	405	62/149	.416	20/50	.400	27/35	.771	18/43	61	42	53	1	9	28	12	171	14.3
Mutombo	12/12	511	50/108	.463	0/0	.000	59/98	.602	40/104	144	21	42	0	8	30	69	159	13.3
Abdul-Rauf	12/12	339	57/154	.370	12/37	.324	29/31	.935	3/15	18	30	29	0	5	14	1	155	12.9
Pack	12/0	332	48/118	.407	6/20	.300	39/55	.709	5/23	28	51	41	0	18	46	6	141	11.8
Stith	12/12	413	43/102	.422	0/1	.000	50/60	.833	23/33	56	26	23	0	11	14	2	136	11.3
Dele	12/0	289	42/76	.553	0/0	.000	27/41	.659	33/56	89	11	36	0	4	17	11	111	9.3
Rogers	12/0	190	19/49	.388	6/19	.316	17/27	.630	8/13	21	16	25	0	7	8	6	61	5.1
Brooks	2/0	5	2/7	.286	0/1	.000	1/2	.500	1/1	2	0	0	0	0	0	0	5	2.5
Mee	3/0	30	3/6	.500	1/4	.250	0/0	.000	0/2	2	2	4	0	3	3	0	7	2.3
Hammonds	8/0	49	2/9	.222	0/0	.000	5/6	.833	5/8	13	2	6	0	0	1	0	9	1.1
Randall	2/0	6	0/1	.000	0/0	.000	0/0	.000	1/4	5	0	1	0	0	1	0	0	0.0
NUGGETS	12	3005	396/921	.430	48/138	.348	292/409	.714	164/372	536	227	306	3	74	200	119	1132	94.3
OPPONENTS	12	3005	417/977	.427	30/101	.297	291/390	.746	165/341	506	265	344	7	104	140	59	1155	96.3

1995 (Won 0, Lost 3)

Player	GP-GS	MIN	FIELD GOALS		3-POINT FG		FREE THROWS		OFF/DEF	REB	AST	PF	DQ	STL	TO	BS	PTS	AVG
			FG/FGA	PCT	FG/FGA	PCT	FT-FTA	PCT										
Stith	3/1	85	17/32	.531	1/6	.167	15/19	.789	3/6	9	7	7	0	1	0	1	50	16.7
Abdul-Rauf	3/2	76	12/33	.364	2/12	.167	14/14	1.000	2/3	5	5	8	0	2	8	0	40	13.3
D. Ellis	3/0	73	10/28	.357	4/13	.308	12/13	.923	6/8	14	3	6	0	2	2	1	36	12.0
Rose	3/3	99	13/28	.464	1/4	.250	3/5	.600	4/7	11	18	9	0	3	9	2	30	10.0
Rogers	3/3	76	12/22	.545	1/4	.250	1/4	.250	1/11	12	5	1	3	1	5	4	26	8.7
R. Williams	3/3	84	8/36	.222	4/13	.308	6/6	1.000	5/11	16	12	11	0	3	3	1	26	8.7
Dele	3/0	44	10/18	.556	0/0	---	4/4	1.000	5/13	18	2	15	1	0	10	1	24	8.0
Hammonds	3/0	44	9/14	.643	0/0	---	2/6	.333	3/4	7	1	12	0	0	4	2	20	6.7
Mutombo	3/3	84	6/10	.600	0/0	---	6/9	.667	4/15	19	1	15	1	0	7	7	18	6.0
Levingston	3/0	35	3/6	.500	0/0	---	1/2	.500	6/3	9	1	4	0	3	2	2	7	2.3
Grant	3/0	20	0/6	.000	0/1	.000	2/2	1.000	3/0	3	5	5	0	1	0	0	2	0.7
NUGGETS	3	720	100/233	.429	13/53	.245	66/84	.786	42/81	123	60	105	3	18	52	21	279	93.0
OPPONENTS	3	720	108/221	.489	14/34	.412	95/124	.766	31/84	115	68	72	0	22	36	12	325	108.3

2004 (Won 1, Lost 4)

Player	GP-GS	MIN	FIELD GOALS		3-POINT FG		FREE THROWS		OFF/DEF	REB	AST	PF	DQ	STL	TO	BS	PTS	AVG
			FG/FGA	PCT	FG/FGA	PCT	FT-FTA	PCT										
Lenard	5/5	161	32/75	.427	11/24	.458	10/14	.714	4/9	13	12	13	0	4	9	0	85	17.0
Miller	5/5	174	34/72	.472	0/2	.000	9/11	.818	15/8	23	16	16	1	8	10	0	77	15.4
Anthony	4/4	143	21/64	.328	2/11	.182	16/20	.800	7/26	33	11	11	1	5	17	0	60	15.0
Boykins	5/0	121	28/63	.444	5/14	.357	6/7	.857	6/6	12	19	6	0	5	6	1	67	13.4
Camby	5/5	194	27/55	.491	1/2	.500	8/14	.571	14/43	57	12	21	0	4	6	7	63	12.6
Nené	5/5	132	16/36	.444	0/0	---	7/13	.538	12/13	25	15	22	0	5	9	3	39	7.8
Barry	5/1	100	8/24	.333	3/9	.333	2/3	.667	4/14	18	10	4	0	3	4	0	21	4.2
Elson	4/0	60	7/12	.583	0/0	---	1/2	.500	1/8	9	2	14	0	2	3	1	15	3.8
Doleac	5/0	49	5/10	.500	0/0	---	0/0	---	2/5	7	3	8	0	0	1	0	10	2.0
White	4/0	26	4/15	.267	0/3	.000	0/0	---	1/4	5	0	3	0	2	2	0	8	2.0
Andersen	5/0	34	3/9	.333	0/0	---	0/0	---	6/8	14	2	3	0	1	2	2	6	1.2
Bowen	4/0	6	1/1	1.000	0/0	---	0/0	---	0/0	0	0	0	0	0	0	0	2	0.5
NUGGETS	5	1200	186/436	.427	22/65	.338	59/84	.702	72/144	216	102	121	2	39	71	14	453	90.6
OPPONENTS	5	1200	173/376	.460	32/65	.492	95/131	.725	46/155	201	100	108	0	34	82	30	473	94.6

2005 (Won 1, Lost 4)

Player	GP-GS	MIN	FIELD GOALS		3-POINT FG		FREE THROWS		OFF/DEF	REB	AST	PF	DQ	STL	TO	BS	PTS	AVG
			FG/FGA	PCT	FG/FGA	PCT	FT-FTA	PCT										
Anthony	5/5	180	35/83	.422	0/1	.000	26/32	.813	14/13	27	10	20	0	3	13	1	96	19.2
Miller	5/5	184	28/66	.424	2/4	.500	23/32	.719	9/17	26	26	22	2	10	12	1	81	16.2
Boykins	5/1	152	27/68	.397	0/7	.000	17/19	.895	2/3	5	19	13	0	4	9	1	71	14.2
Martin	5/5	164	27/58	.466	0/1	.000	8/13	.615	7/21	28	6	22	1	5	7	5	62	12.4
Camby	5/5	184	17/41	.415	0/0	---	17/27	.630	4/52	56	9	18	0	3	11	16	51	10.2
Johnson	4/2	78	11/20	.550	4/11	.364	3/3	1.000	3/5	8	3	9	0	2	0	2	29	7.3
Nené	5/0	101	9/21	.429	0/0	---	15/23	.652	9/16	25	2	16	0	2	5	2	33	6.6
Person	4/0	54	6/14	.429	3/8	.375	0/0	---	1/0	1	1	0	0	1	1	0	15	3.8
Buckner	5/2	100	4/18	.222	2/9	.222	0/0	---	1/15	16	5	14	0	2	3	1	10	2.0
Russell	3/0	9	0/1	.000	0/1	.000	3/3	1.000	0/0	0	0	0	0	0	0	0	3	1.0
Elson	1/0	6	0/1	.000	0/0	---	0/0	---	0/3	3	0	0	0	0	0	0	0	0.0
Najera	2/0	13	0/2	.000	0/0	---	0/0	---	1/1	2	1	1	0	0	1	0	0	0.0
NUGGETS	5	1225	164/393	.417	11/42	.262	112/152	.737	51/146	197	82	135	3	32	65	29	451	90.2
OPPONENTS	5	1225	172/389	.442	35/92	.380	123/163	.755	53/170	223	99	124	1	25	71	35	502	100.4





2006 (Won 1, Lost 4)

Player	GP-GS	MIN	FIELD GOALS		3-POINT FG		FREE THROWS		OFF/DEF	REB	AST	PF	DQ	STL	TO	BS	PTS	AVG
			FG/FGA	PCT	FG/FGA	PCT	FT-FTA	PCT										
Anthony	5/5	193	33/99	.333	0/4	.000	39/52	.750	12/21	33	14	20	1	4	15	1	105	21.0
Miller	5/5	182	34/77	.442	0/0	---	14/17	.824	8/14	22	36	12	0	5	16	1	82	16.4
Buckner	5/4	137	23/55	.418	10/32	.313	7/8	.875	3/11	14	6	12	0	3	1	1	63	12.6
Camby	5/5	175	26/62	.419	0/0	---	5/9	.556	13/42	55	11	14	0	4	4	14	57	11.4
Boykins	5/0	140	19/59	.322	4/19	.211	13/17	.765	3/4	7	20	6	0	4	3	2	9	11.0
Patterson	4/1	58	9/17	.529	0/0	---	2/5	.400	5/1	6	3	6	0	1	3	0	20	5.0
Martin	2/0	35	4/13	.308	0/0	---	1/2	.500	6/3	9	1	5	0	4	3	2	9	4.5
Evans	5/0	69	3/7	.429	0/2	.000	13/18	.722	8/15	23	0	11	0	2	6	1	19	3.8
Johnson	3/0	34	3/13	.231	1/10	.100	0/0	---	2/8	10	2	1	0	0	1	1	7	2.3
Kleiza	3/0	14	3/8	.375	0/1	.000	0/0	---	1/3	4	2	3	0	0	0	0	6	2.0
Najera	4/3	89	3/14	.214	0/0	---	2/4	.500	4/11	15	2	13	0	3	4	0	8	2.0
Elson	5/2	75	3/5	.600	0/0	---	0/0	---	5/6	11	2	13	1	4	3	0	6	1.2
NUGGETS	5	1200	163/429	.380	15/68	.221	96/132	.727	70/139	209	99	116	2	34	59	21	437	87.4
OPPONENTS	5	1200	171/370	.462	23/64	.359	110/137	.803	42/170	212	112	135	2	28	87	29	475	95.0

2007 (Won 1, Lost 4)

Player	GP-GS	MIN	FIELD GOALS		3-POINT FG		FREE THROWS		OFF/DEF	REB	AST	PF	DQ	STL	TO	BS	PTS	AVG
			FG/FGA	PCT	FG/FGA	PCT	FT-FTA	PCT										
Anthony	5/5	210	47/98	.480	9-18	.500	31-39	.795	18/25	43	6	12	0	5	19	0	134	26.8
Iverson	5/5	223	42/114	.368	5-17	.294	25-31	.806	0/3	3	29	11	0	7	15	0	114	22.8
Nenè	5/5	179	31/53	.585	0-0	---	14-18	.778	22/17	39	12	21	1	3	13	3	76	15.2
Carter	1/0	14	4/4	1.000	0-0	---	0-1	.000	0/1	1	2	2	0	0	1	0	8	8.0
Camby	5/5	184	17/45	.378	0-0	---	4-6	.667	12/62	74	10	14	0	4	10	16	38	7.6
Blake	5/5	180	14/31	.452	8-16	.500	0-0	---	1/11	12	23	8	0	3	10	0	36	7.2
J.R. Smith	4/0	47	6/22	.273	0-12	.000	6-6	1.000	1/8	9	2	6	0	4	3	1	18	4.5
Najera	5/0	96	4/17	.235	0-3	.000	1-2	.500	11/17	28	2	10	0	2	2	1	9	1.8
Kleiza	5/0	66	3/13	.231	1-6	.167	1-2	.500	0/8	8	2	6	0	0	0	0	8	1.6
Drawara	1/0	1	0/0	---	0-0	---	0-0	---	0/0	0	0	0	0	0	0	0	0	0.0
NUGGETS	5	1200	168/397	.423	23-72	.319	82-105	.781	65/152	217	88	90	1	28	76	21	441	88.2
OPPONENTS	5	1200	184/415	.443	41-105	.390	62-81	.765	60/141	201	115	89	0	35	61	26	471	94.2

2008 (Won 0, Lost 4)

Player	GP-GS	MIN	FIELD GOALS		3-POINT FG		FREE THROWS		REBOUNDS		OFF/DEF	DQ	STL	TO	BS	PTS	AVG	
			FG/FGA	PCT	FG/FGA	PCT	FT-FTA	PCT	TOT	AST								PF
Iverson	4/4	158	36/83	.434	3/14	.214	23/33	.697	4/8	12	18	3	0	4	7	1	98	24.5
Anthony	4/4	146	32/88	.364	2/8	.250	24/29	.828	19/19	38	8	17	1	2	12	1	90	22.5
Smith	4/0	108	23/43	.535	7/22	.318	20/24	.833	1/6	7	7	12	1	4	5	0	73	18.3
Kleiza	4/3	122	22/41	.537	3/14	.214	9/13	.692	8/18	26	3	11	0	1	5	0	56	14.0
Martin	4/4	118	15/34	.441	0/0	---	5/8	.625	13/12	25	5	20	2	4	9	2	35	8.8
Nenè	3/0	30	5/9	.556	0/0	---	3/3	1.000	3/4	7	1	8	1	2	2	1	13	4.3
Najera	4/0	78	7/14	.500	2/5	.400	0/0	---	5/8	13	6	15	1	3	5	1	16	4.0
Camby	4/4	124	5/21	.238	1/1	1.000	2/6	.333	11/42	53	12	10	0	4	10	12	13	3.3
Carter	4/1	61	4/14	.286	0/5	.000	0/0	---	2/8	10	14	6	0	1	3	1	8	2.0
Drawara	3/0	8	2/5	.400	0/2	.000	0/0	---	0/1	1	0	0	0	0	0	0	4	1.3
Atkins	1/0	3	0/1	.000	0/1	.000	0/0	---	0/1	1	0	0	0	0	0	0	0	0.0
Hunter	2/0	5	0/1	.000	0/0	---	0/0	---	0/2	2	0	0	0	0	0	0	0	0.0
NUGGETS	4	960	151/354	.427	18/72	.250	86/116	.741	66/129	195	74	102	6	25	58	19	406	101.5
OPPONENTS	4	960	169/350	.483	37/93	.398	84/119	.706	45/125	170	112	90	0	28	48	25	459	114.8

2009 (Won 10, Lost 6)

Player	GP-GS	MIN	FIELD GOALS		3-POINT FG		FREE THROWS		REBOUNDS		OFF/DEF	DQ	STL	TO	BS	PTS	AVG	
			FG/FGA	PCT	FG/FGA	PCT	FT-FTA	PCT	TOT	AST								PF
Anthony	16/16	612	146/322	.453	24/66	.364	119/144	.826	26/67	93	65	60	1	28	37	10	435	27.2
Billups	16/16	619	90/197	.457	44/94	.468	106/117	.906	5/56	61	109	38	0	20	31	4	330	20.6
Smith	16/0	435	88/194	.454	38/106	.358	25/46	.543	11/42	53	45	51	0	17	26	4	239	14.9
Nenè	16/16	525	69/126	.548	0/0	---	46/70	.657	37/83	120	42	65	3	20	31	10	184	11.5
Martin	16/16	538	75/151	.497	1/5	.200	23/35	.657	24/70	94	34	60	3	18	26	14	174	10.9
Jones	16/16	280	38/79	.481	3/12	.250	33/43	.767	16/22	38	10	41	0	13	13	5	112	7.0
Kleiza	14/0	210	31/66	.470	17/40	.425	18/24	.750	8/37	45	7	17	0	5	2	1	97	6.9
Andersen	15/0	328	34/54	.630	0/1	.000	29/44	.659	29/66	95	9	42	1	5	8	32	97	6.5
Carter	16/0	228	20/49	.408	2/12	.167	2/4	.500	11/21	32	34	27	0	15	11	1	44	2.8
Petro	10/0	26	2/9	.222	0/0	---	5/8	.625	2/4	6	1	4	0	0	1	1	9	0.9
Balkman	8/0	20	2/6	.333	0/1	.000	0/0	---	2/2	4	1	3	0	4	0	0	4	0.5
Hart	9/0	19	1/2	.500	0/0	---	0/0	---	0/3	3	5	5	0	2	1	1	2	0.2
NUGGETS	16	3840	596/1255	.475	129/337	.383	406/535	.759	171/473	644	362	413	8	147	194	83	1727	107.9
OPPONENTS	16	3840	543/1211	.448	108/318	.340	395/502	.787	160/477	637	307	408	5	100	249	71	1589	99.3





2010 (Won 2, Lost 4)

Player	GP/GS	MIN	FIELD GOALS		3-POINT FG		FREE THROWS		REBOUNDS		TOT	AST	PF	DQ	STL	TO	BS	PTS	AVG
			FG/FGA	PCT	FG/FGA	PCT	FT/FTA	PCT	OFF/DEF										
Anthony	6/6	25	464/138	.464	6/19	.316	50/57	.877	14/37	51	20	26	1	12	21	3	184	30.7	
Billups	6/6	207	37/83	.446	11/31	.355	37/42	.881	1/13	14	38	24	1	6	18	3	122	20.3	
Nené	5/5	169	18/29	.621	0/0	---	21/36	.583	8/21	29	11	17	0	6	4	1	57	11.4	
Smith	6/0	159	21/57	.368	11/31	.355	14/16	.875	5/18	23	10	17	0	4	6	2	67	11.2	
Martin	6/6	205	24/50	.480	0/1	.000	12/19	.632	14/36	50	8	27	0	9	11	7	60	10.0	
Afflalo	6/6	120	20/32	.625	6/14	.429	9/11	.818	1/11	12	7	21	0	1	4	2	55	9.2	
Lawson	6/0	118	15/35	.429	4/10	.400	13/19	.684	4/4	8	16	18	0	6	8	0	47	7.8	
Graham	4/0	29	10/17	.588	1/3	.333	3/5	.600	4/6	10	0	6	1	2	1	1	24	6.0	
Andersen	6/0	116	9/17	.529	0/0	---	9/14	.643	7/20	27	1	14	0	1	4	6	27	4.5	
Petro	6/1	45	6/11	.545	0/0	---	1/2	.500	2/9	11	1	13	0	1	3	3	13	2.2	
Allen	4/0	11	0/1	.000	0/0	---	0/0	---	2/1	3	0	2	0	1	0	0	0	0.0	
Carter	1/0	7	0/1	.000	0/0	---	0/0	---	0/0	0	3	0	0	0	0	0	0	0.0	
NUGGETS	6	1440	224/471	.476	39/109	.358	169/221	.765	62/176	238	115	185	3	49	82	28	656	109.3	
OPPONENTS	6	1440	231/456	.507	38/99	.384	163/228	.715	53/178	231	148	167	2	33	87	26	663	110.5	

2011 (Won 1, Lost 4)

Player	GP/GS	MIN	FIELD GOALS		3-POINT FG		FREE THROWS		REBOUNDS		TOT	AST	PF	DQ	STL	TO	BS	PTS	AVG
			FG/FGA	PCT	FG/FGA	PCT	FT/FTA	PCT	OFF/DEF										
Lawson	5/5	167	26/52	.500	5/11	.455	21/23	.913	7/10	17	19	9	0	5	6	1	78	15.6	
Nené	5/5	162	22/46	.478	0/0	---	27/48	.563	14/31	45	8	17	0	5	8	4	71	14.2	
Gallinari	5/5	148	19/44	.432	7/15	.467	15/21	.714	1/16	17	10	17	0	4	7	0	60	12.0	
Martin	5/5	148	24/50	.480	0/0	---	11/18	.611	6/33	39	8	18	0	2	7	2	59	11.8	
Felton	5/0	152	18/50	.360	4/16	.250	18/24	.750	0/9	9	21	10	0	6	10	0	58	11.6	
Afflalo	3/3	85	12/34	.353	3/12	.250	7/8	.875	0/9	9	7	10	0	0	3	0	34	11.3	
Smith	5/0	76	16/45	.356	9/21	.429	8/11	.727	1/9	10	5	8	0	2	8	0	49	9.8	
Harrington	5/0	70	10/22	.455	5/10	.500	3/4	.750	1/6	7	5	7	0	3	4	0	28	5.6	
Andersen	5/0	73	7/11	.636	0/0	---	10/14	.714	5/9	14	3	8	0	3	3	7	24	4.8	
Chandler	5/2	115	8/29	.276	1/7	.143	7/9	.778	2/20	22	2	15	1	3	4	4	24	4.8	
Koufos	1/0	2	1/1	1.000	0/0	---	0/0	---	0	0	0	0	0	0	0	0	2	2.0	
Forbes	1/0	2	0/1	.000	0/0	---	0/0	---	0/1	1	0	0	0	0	0	0	0	0.0	
NUGGETS	5	1200	163/385	.423	34/92	.370	127/180	.706	37/153	190	88	119	1	33	61	18	487	97.4	
OPPONENTS	5	1200	168/400	.420	38/113	.336	137/172	.797	63/178	241	84	125	1	30	68	43	511	102.2	

2012 (Won 3, Lost 4)

Player	GP/GS	MIN	FIELD GOALS		3-POINT FG		FREE THROWS		REBOUNDS		TOT	AST	PF	DQ	STL	TO	BS	PTS	AVG
			FG/FGA	PCT	FG/FGA	PCT	FT/FTA	PCT	OFF/DEF										
Lawson	7/7	242	45/109	.514	9/28	.321	12/19	.632	4/14	18	42	12	0	7	8	1	133	19.0	
Gallinari	7/7	222	34/94	.362	4/23	.174	22/24	.917	9/27	36	17	15	0	5	9	4	94	13.4	
Miller	7/0	200	31/73	.425	4/7	.571	13/15	.867	14/25	39	42	19	0	9	17	1	79	11.3	
Afflalo	7/7	229	30/74	.405	4/20	.200	12/15	.800	5/20	25	19	14	0	5	9	2	76	10.9	
Fariel	7/7	192	32/60	.533	0/0	---	9/12	.750	25/45	70	4	20	0	5	14	8	73	10.4	
Harrington	7/0	163	24/75	.320	10/35	.286	10/15	.667	7/23	30	6	13	0	3	3	1	68	9.7	
McGee	7/0	181	23/53	.434	0/0	---	14/26	.538	23/44	67	5	21	0	54	4	22	60	8.6	
Brewer	7/0	116	23/54	.426	6/20	.300	6/8	.750	6/8	14	6	11	0	7	2	2	58	8.3	
Mozgov	7/5	99	12/25	.480	0/0	---	4/8	.500	10/13	23	3	16	0	2	5	6	28	4.0	
Hamilton	2/0	5	2/3	.667	0/0	---	0/0	---	0/0	0	0	1	0	1	1	0	4	2.0	
Stone	2/0	5	1/2	.500	0/0	---	0/0	---	1/0	1	2	0	0	0	0	0	2	1.0	
Koufos	3/2	26	1/3	.333	0/0	---	0/0	---	4/7	11	0	5	0	0	3	1	2	0.7	
NUGGETS	7	1680	269/625	.430	37/133	.278	102/142	.718	108/226	334	146	147	0	49	78	48	677	96.7	
OPPONENTS	7	1680	259/608	.426	43/136	.318	113/158	.715	113/219	332	150	131	0	41	84	66	674	96.3	

2013 (Won 2, Lost 4)

Player	GP/GS	MIN	FIELD GOALS		3-POINT FG		FREE THROWS		REBOUNDS		TOT	AST	PF	DQ	STL	TO	BS	PTS	AVG
			FG/FGA	PCT	FG/FGA	PCT	FT/FTA	PCT	OFF/DEF										
Lawson	6/6	236	48/109	.440	4/21	.190	28/33	.848	5/15	20	48	13	0	10	13	0	128	21.3	
Iguodala	6/6	243	38/76	.500	14/29	.483	18/25	.720	9/39	48	32	9	0	12	17	2	108	18.0	
A. Miller	6/0	154	29/69	.420	5/11	.455	21/27	.778	11/9	20	23	8	0	2	16	0	84	14.0	
Chandler	6/6	205	27/76	.355	9/29	.310	9/12	.750	5/28	33	8	25	1	8	7	3	72	12.0	
Brewer	6/0	146	21/68	.309	9/36	.250	14/21	.667	3/8	11	7	19	0	6	7	1	65	10.8	
Fariel	5/4	145	20/32	.625	0/0	---	11/15	.733	12/30	42	1	22	1	5	5	1	51	10.2	
McGee	6/2	112	18/31	.581	0/0	---	7/18	.389	17/14	31	0	17	0	4	11	6	43	7.2	
Randolph	5/0	30	9/11	.818	0/0	---	8/11	.727	0/6	6	0	4	0	2	2	0	26	5.2	
Fournier	4/4	53	6/17	.353	0/8	.000	7/8	.875	0/0	0	4	6	0	2	6	0	19	4.8	
Koufos	6/2	100	7/19	.368	1/1	1.000	5/6	.833	9/12	21	3	13	0	3	2	4	20	3.3	
Stone	2/0	13	0/0	---	0/0	---	2/2	1.000	0/0	0	1	3	0	0	0	0	2	1.0	
Hamilton	1/0	2	0/1	.000	0/0	---	0/0	---	0	0	0	0	0	0	0	0	0	0.0	
NUGGETS	6	1440	223/509	.438	42/135	.311	130/178	.730	71/161	232	127	139	2	54	87	17	618	103.0	
OPPONENTS	6	1440	241/488	.494	59/146	.404	102/130	.785	60/199	259	143	141	1	39	112	40	643	107.2	





2019 (Won 7, Lost 7)

Player	GP/GS	MIN	FIELD GOALS		3-POINT FG		FREE THROWS		REBOUNDS				STL	TO	BS	PTS	AVG	
			FG/FGA	PCT	FG/FGA	PCT	FT/FTA	PCT	OFF/DEF	TOT	AST	PF						DQ
Jokić	14/14	557	132/261	.506	22/56	.393	66/78	.846	54/128	182	118	54	2	16	36	13	352	25.1
Murray	14/14	508	107/252	.425	28/83	.337	56/62	.903	19/42	61	66	24	0	14	22	2	298	21.3
Millsap	14/14	469	73/157	.465	12/38	.316	47/61	.770	24/70	94	11	48	1	12	18	15	205	14.6
Harris	14/14	517	73/158	.462	20/57	.351	33/38	.868	9/49	58	32	38	1	12	11	8	199	14.2
Barton	14/3	328	47/135	.348	15/55	.273	18/26	.692	15/52	67	24	19	0	4	13	9	127	9.1
Beasley	14/0	281	36/93	.387	19/47	.404	22/31	.710	11/37	48	14	20	0	3	7	1	113	8.1
Craig	14/11	330	33/69	.478	17/36	.472	9/16	.563	21/51	72	12	38	1	7	6	5	92	6.6
Morris	14/0	224	33/86	.384	0/13	.000	9/13	.692	3/16	19	36	15	0	5	6	1	75	5.4
Plumlee	14/0	218	24/47	.511	0/1	.000	16/28	.571	26/36	62	21	39	0	7	8	10	64	4.6
Hernangomez	5/0	15	1/3	.333	1/2	.500	0/0	---	0/3	3	0	2	0	0	1	0	3	0.6
Lyles	3/0	8	0/3	.000	0/1	.000	0/0	---	1/0	1	2	1	0	0	0	0	0	0.0
Vanderbilt	3/0	5	0/0	---	0/0	---	0/0	---	0/1	1	0	0	0	0	0	1	0	0.0
NUGGETS	14	3460	559/1264	.442	134/389	.344	276/353	.782	183/485	668	336	298	5	80	128	65	1528	109.1
OPPONENTS	14	3460	559/1246	.449	120/363	.331	264/348	.759	163/487	650	280	307	1	74	130	67	1502	107.3

2020 (Won 9, Lost 10)

Player	GP/GS	MIN	FIELD GOALS		3-POINT FG		FREE THROWS		REBOUNDS				STL	TO	BS	PTS	AVG	
			FG/FGA	PCT	FG/FGA	PCT	FT/FTA	PCT	OFF/DEF	TOT	AST	PF						DQ
Murray	19/19	753	186/368	.505	62/137	.453	70/78	.897	20/72	92	126	42	0	18	53	6	504	26.5
Jokić	19/19	694	178/343	.519	42/98	.429	66/79	.835	37/150	187	109	68	0	20	62	15	464	24.4
Grant	19/16	653	71/175	.406	31/95	.326	48/54	.889	8/55	63	25	59	1	11	25	15	221	11.6
Porter Jr.	19/3	451	78/164	.476	34/89	.382	26/35	.743	21/106	127	16	43	0	13	25	6	216	11.4
Morris	19/4	406	66/133	.496	12/40	.300	28/34	.824	4/25	29	52	20	0	12	10	2	172	9.1
Millsap	19/19	459	47/118	.398	15/44	.341	43/54	.796	26/63	89	23	49	0	12	25	9	152	8.0
Harris	14/12	379	34/90	.378	19/52	.365	17/22	.773	7/21	28	24	45	2	16	21	4	104	7.4
Bol	4/0	21	5/9	.556	2/3	.667	7/8	.875	3/2	5	0	1	0	2	2	2	19	4.8
Craig	19/3	375	33/78	.423	11/42	.262	9/13	.692	13/49	62	13	44	1	7	9	7	86	4.5
Dozier	12/0	125	14/33	.424	2/8	.250	8/14	.571	2/16	18	12	13	0	2	8	2	38	3.2
Daniels	6/0	30	6/12	.500	3/6	.500	1/2	.500	1/2	3	2	2	0	0	0	0	16	2.7
Plumlee	19/0	206	19/39	.487	0/1	.000	8/12	.667	31/30	61	25	40	0	4	11	8	46	2.4
Bates-Diop	5/0	24	1/5	.200	0/0	---	1/2	.500	3/3	6	1	0	0	0	0	0	3	0.6
Cook	1/0	4	0/0	---	0/0	---	0/0	---	0/2	2	0	0	0	0	0	0	0	0.0
Vonleh	1/0	3	0/0	.000	0/0	---	0/0	---	0/0	0	0	0	0	0	0	0	0	0.0
NUGGETS	19	4583	738/1568	.471	233/615	.379	332/407	.816	176/596	772	428	426	4	117	265	76	2041	107.4
OPPONENTS	19	4583	744/1561	.473	232/622	.373	364/467	.779	180/589	769	428	419	3	142	258	76	2084	109.7

2021 (Won 4, Lost 6)

Player	GP/GS	MIN	FIELD GOALS		3-POINT FG		FREE THROWS		REBOUNDS				STL	TO	BS	PTS	AVG	
			FG/FGA	PCT	FG/FGA	PCT	FT/FTA	PCT	OFF/DEF	TOT	AST	PF						DQ
Jokić	10/10	345	116/228	.509	20/53	.377	46/55	.836	37/79	116	50	23	0	6	24	9	298	29.8
Porter Jr.	10/10	332	64/135	.474	29/73	.397	17/21	.810	12/50	62	13	31	0	11	16	3	174	17.4
Barton	3/1	83	19/43	.442	7/21	.333	4/4	1.000	1/12	13	8	4	0	2	4	1	49	16.3
Morris	10/1	286	50/116	.431	16/40	.400	21/29	.724	7/17	24	55	12	0	10	7	2	137	13.7
Gordon	10/10	299	43/99	.434	9/23	.391	16/25	.640	21/33	54	20	23	0	5	14	3	111	11.1
Campazzo	10/9	270	29/74	.392	19/48	.396	16/19	.842	7/23	30	41	35	0	14	15	4	93	9.3
Rivers	10/9	305	30/69	.435	19/46	.413	13/16	.813	1/16	17	21	32	0	2	9	3	92	9.2
Millsap	9/0	109	22/50	.440	6/23	.261	8/13	.615	9/26	35	15	14	0	3	8	6	58	6.4
Green	10/0	190	20/45	.444	6/20	.300	8/9	.889	17/35	52	11	12	0	2	3	2	54	5.4
Howard	9/0	112	15/37	.405	11/26	.423	1/2	.500	1/6	7	4	10	0	0	0	1	42	4.7
Nnaji	5/0	18	4/8	.500	3/7	.429	1/2	.500	1/1	2	2	1	0	1	0	0	12	2.4
CanCar	5/0	21	3/3	1.000	1/1	1.000	4/5	.800	0/3	3	1	0	0	1	1	1	11	2.2
McGee	4/0	34	3/10	.300	0/2	.000	2/6	.333	3/9	12	3	4	0	1	1	5	8	2.0
Harrison	9/0	40	3/4	.750	1/1	1.000	2/3	.667	0/8	8	3	3	0	3	5	3	9	1.0
Bol	3/0	6	0/1	.000	0/1	.000	0/0	---	0/1	1	2	0	0	0	0	0	0	0.0
NUGGETS	10	2450	421/922	.457	147/385	.382	159/209	.761	117/319	436	249	204	0	61	107	43	1148	114.8
OPPONENTS	10	2450	430/875	.491	148/355	.417	195/224	.871	82/350	432	238	203	5	58	113	49	1203	120.3

2022 (Won 1, Lost 4)

Player	GP/GS	MIN	FIELD GOALS		3-POINT FG		FREE THROWS		REBOUNDS				STL	TO	BS	PTS	AVG	
			FG/FGA	PCT	FG/FGA	PCT	FT/FTA	PCT	OFF/DEF	TOT	AST	PF						DQ
Barton	5/5	172	27/66	.409	11/28	.393	4/6	.667	5/23	28	14	11	0	4	10	1	69	13.8
Jokić	5/5	171	61/106	.575	5/18	.278	28/33	.848	17/49	66	29	20	0	8	24	5	155	13.8
Gordon	5/5	160	23/54	.426	3/15	.200	20/28	.714	18/18	36	13	14	0	2	8	6	69	13.8
Morris	5/5	156	25/51	.490	11/26	.423	9/12	.750	1/10	11	27	14	0	6	8	0	70	14.0
Je.Green	5/5	113	6/17	.353	3/8	.375	4/5	.800	7/11	18	2	6	0	3	2	2	19	3.8
Rivers	5/0	108	8/18	.444	4/12	.333	1/1	1.000	0/3	3	6	15	0	7	4	1	21	4.2
Hylland	5/0	87	13/36	.361	8/23	.348	12/14	.857	1/9	10	16	12	0	1	6	0	46	9.2
Forbes	5/0	76	6/15	.400	4/11	.364	4/5	.800	1/2	3	7	7	0	1	2	0	20	4.0
Green	5/0	69	6/16	.375	1/5	.200	7/7	1.000	3/9	12	2	12	0	0	2	1	20	4.0
Cousins	5/0	57	19/29	.655	4/6	.667	11/15	.733	3/14	17	6	9	0	3	7	1	53	10.6
Campazzo	4/0	13	0/2	.000	0/2	.000	0/0	---	0/3	3	2	3	0	0	2	0	0	---
CanCar	2/0	9	2/3	.667	1/2	.500	0/0	---	0/2	2	1	0	0	0	2	0	5	2.5
Nnaji	2/0	9	1/1	1.000	1/1	1.000	0/0	---	0/0	0	0	2	0	0	0	0	3	1.5
NUGGETS	5	1200	197/414	.476	56/157	.357	100/126	.794	56/153	254	125	125	0	35	82	17	550	110.0
OPPONENTS	5	1200	210/408	.515	76/180	.422	94/134	.701	35/144	227	143	116	1	47	65	31	590	118.0





2023 (Won 16, Lost 4)

Player	GP/GS	MIN	FIELD GOALS		3-POINT FG		FREE THROWS		REBOUNDS				DQ	STL	TO	BS	PTS	AVG
			FG/FGA	PCT	FG/FGA	PCT	FT/FTA	PCT	OFF/DEF	TOT	AST	PF						
Murray	20/20	799	194/410	.473	59/149	.396	75/81	.926	15/98	113	142	41	0	30	50	5	522	26.1
Jokić	20/20	789	227/414	.548	35/76	.461	111/139	.799	69/200	269	190	69	1	21	70	20	600	30.0
Gordon	20/20	713	101/195	.518	18/46	.391	45/69	.652	49/71	120	52	58	1	11	20	13	265	13.3
Caldwell-Pope	20/20	671	74/162	.457	35/92	.380	29/35	.829	14/51	65	31	48	1	26	15	13	212	4.1
Porter Jr.	20/20	654	99/234	.423	46/131	.351	23/29	.793	20/142	162	31	42	0	10	9	11	267	13.4
Brown	20/0	530	90/176	.511	18/57	.316	42/49	.857	15/65	80	38	49	0	21	23	9	240	12.0
Green	20/0	343	28/62	.452	9/28	.321	17/19	.895	6/25	31	14	43	0	5	9	7	82	4.1
Braun	19/0	247	24/45	.533	2/10	.200	11/19	.579	12/27	39	11	29	0	11	10	4	61	3.2
Jackson	6/0	18	1/2	.500	1/2	.500	0/0	---	0/2	2	2	0	0	1	1	0	3	0.5
Jordan	4/0	14	2/3	.667	0/0	---	1/2	.500	0/4	4	1	2	0	0	2	1	5	1.3
Watson	5/0	14	2/5	.400	1/2	.500	0/0	---	1/3	4	1	2	0	0	1	1	5	1.0
Nnaji	5/0	12	2/4	.500	1/3	.333	0/0	---	0/2	2	0	0	0	1	1	0	5	1.0
Smith	4/0	12	1/2	.500	0/0	---	0/0	---	0/1	1	1	2	0	0	0	0	2	0.5
Canchar	5/0	10	0/5	.000	0/4	.000	0/0	---	0/3	3	1	0	0	0	0	0	0	---
Bryant	1/0	0	0/0	---	0/0	---	0/0	---	0/0	0	0	0	0	0	0	0	0	---
NUGGETS	20	4825	845/1719	.492	225/600	.375	354/442	.801	201/694	1064	515	385	3	137	232	84	2269	113.5
OPPONENTS	20	4825	779/1711	.455	206/602	.342	339/418	.811	166/597	909	468	420	5	111	219	93	2103	105.2



8 FOULS
7 TIMEOUTS

12:00
0



PHOENIX
JUN 15

UNTIL WE SCORE

THE NBA





ATLANTA HAWKS



Principal Owner and Governor of the Board of Directors Tony Ressler
 CEO Steve Koonin
 General Manager Landry Fields
 Assistant General Manager Kyle Korver
 Senior Vice President, Salary Cap Administration Michelle Leftwich
 Senior Vice President, Team Operations Dan Martinez
 Vice President, Player Personnel Dotun Akinwale
 Vice President, Basketball Operations Grant Liffmann
 Vice President, Basketball Strategy and Analytics Dwight Lutz
 Vice President, Player Personnel and Basketball Intelligence Tori Miller
 Vice President, Cap Strategy and Player Personnel Ryan Silverstein
 Head Coach Quin Snyder
 Assistant Coaches .. Bryan Bailey, Mike Brey, Brittini Donaldson, Steve Klei, Igor Kokoskov, Antonio Lang, Sanjay Lumpkin, Ronald Nored, Ryan Schmidt, Ekpe Udoh, Jeff Watkinson
 Director of Integrative Health Ray Chow
 Director of Athletic Training Scottie Parker
 Head Strength and Conditioning Coach Paddy Hogben
 Arena (Capacity) State Farm Arena (17,044)
 Business Address 101 Marietta Street, Suite 1900 Atlanta, GA 30303
 Practice Facility 1968 Hawks Lane Brookhaven, GA 30329
 TV Bally Sports Southeast. Broadcasters: Bob Rathbun, Dominique Wilkins, Tabitha Turner
 Radio 92-9 The Game. Broadcasters: Steve Holman, Mike Conti

ATLANTA PR STAFF

Executive Vice President & Chief Communications Officer
 Garrin Narain (garrin.narain@hawks.com)

Vice President, Basketball Communications
 Jon Steinberg (jon.steinberg@hawks.com)

Senior Manager, Basketball Communications
 Billy Hartman (billy.hartman@hawks.com)

2022-23 SEASON SERIES RESULTS

Dec.2 @ Atlanta
 Feb.4 vs. Denver
 Atlanta, 117-109
 Denver, 128-108

2022-23 REGULAR SEASON VS. HAWKS

DATE	SITE	TIME/RESULT
Dec.2	Atlanta	L, 109-117
Feb.4	Denver	W, 128-108

2021-22 REGULAR SEASON VS. HAWKS

DATE	SITE	RESULT
Nov.12	Denver	W, 105-96
Dec.17	Atlanta	W, 133-115

SERIES HISTORY VS. HAWKS

	ALL-TIME	STREAKS	LAST WIN	LAST LOSS
Overall	45-52	Won 1	Feb.4	Dec.2
Home	34-15	Won 3	Feb.4	Nov.12
Road	11-37	Lost 1	Dec.17	Dec.2

2022-23 DENVER STATISTICS VS. ATLANTA

PLAYER	GP-GS	MIN	FG-ATT	FG%	3FG-ATT	3FG%	FT-FTA	FT%	OFF	DEF	TOT/AVG	AST	PF-D	STL	TO	BLK	PTS	AVG
J. Murray	2-2	69.3	22-38	.579	9-17	.529	8-9	.889	1	7	8/4.0	14	2-5	2	3	0	61	30.5
N. Jokic	2-2	69.4	15-23	.652	3-7	.429	5-9	.556	4	24	28/14.0	18	5-12	2	7	2	38	19.0
A. Gordon	2-2	60.6	14-22	.636	0-3	.000	1-1	1.000	3	8	11/5.5	7	1-1	2	3	1	29	14.5
M. Porter Jr.	1-1	29.8	9-16	.563	3-8	.375	2-2	1.000	0	2	2/2.0	1	1-1	3	0	1	23	23.0
V. Cancar	2-0	39.5	6-13	.462	3-7	.429	2-2	1.000	1	3	4/2.0	4	3-1	1	1	0	17	8.5
N. Hyland	1-0	22.0	6-11	.545	3-6	.500	1-2	.500	1	1	2/2.0	2	0-1	1	4	0	16	16.0
B. Brown	2-1	58.2	5-18	.278	2-9	.222	3-4	.750	3	3	6/3.0	8	5-2	4	4	0	15	7.5
K. Caldwell-Pope	2-2	42.0	5-13	.385	2-7	.286	1-2	.500	1	0	1/0.5	0	2-2	1	1	0	13	6.5
C. Braun	1-0	32.1	4-11	.364	2-4	.500	0-0	.000	2	5	7/7.0	2	4-1	2	1	0	10	10.0
Z. Nnaji	1-0	13.7	2-4	.500	0-1	.000	0-0	.000	3	2	5/5.0	0	1-3	2	0	2	4	4.0
D. Reed	2-0	8.6	2-3	.667	0-1	.000	0-0	.000	0	0	0/0.0	2	1-0	1	1	0	4	2.0
I. Smith	2-0	19.8	2-5	.400	0-0	.000	0-0	.000	0	3	3/1.5	3	2-0	1	1	0	4	2.0
P. Watson	1-0	2.1	1-2	.500	0-0	.000	0-0	.000	0	0	0/0.0	0	0-0	0	1	0	2	2.0
D. Jordan	1-0	12.9	0-1	.000	0-0	.000	1-2	.500	2	2	4/4.0	2	0-3	0	0	0	1	1.0
TEAM	22-10	480.0	93-180	.517	27-70	.386	24-33	.727	21	60	81/40.5	63	27-32	22	27	6	237	118.5

2022-23 ATLANTA STATISTICS VS. DENVER

PLAYER	GP-GS	MIN	FG-ATT	FG%	3FG-ATT	3FG%	FT-FTA	FT%	OFF	DEF	TOT/AVG	AST	PF-D	STL	TO	BLK	PTS	AVG
D. Murray	2-2	71.0	23-43	.535	7-15	.467	9-13	.692	2	5	7/3.5	18	1-7	1	4	3	62	31.0
A. Griffin	2-2	60.7	17-27	.630	3-8	.375	2-2	1.000	2	3	5/2.5	5	1-1	3	3	0	39	19.5
C. Capela	2-2	56.9	10-20	.500	0-0	.000	4-7	.571	9	13	22/11.0	0	7-5	1	1	0	24	12.0
Jalen J.	2-1	48.8	10-17	.588	0-2	.000	1-1	1.000	1	14	15/7.5	4	2-2	1	0	1	21	10.5
D. Hunter	1-1	31.9	7-15	.467	2-4	.500	4-4	1.000	1	2	3/3.0	4	2-2	1	3	0	20	20.0
O. Okongwu	2-0	36.5	8-13	.615	0-0	.000	0-0	.000	2	7	9/4.5	3	7-2	1	0	3	16	8.0
B. Bogdanovic	2-0	52.6	6-19	.316	1-8	.125	0-0	.000	1	6	7/3.5	4	6-2	3	6	1	13	6.5
J. Culver	1-1	32.9	4-9	.444	1-4	.250	1-2	.500	1	6	7/7.0	4	3-3	2	2	0	10	10.0
A. Holiday	2-0	26.3	3-8	.375	2-6	.333	2-2	1.000	1	2	3/1.5	2	1-1	0	5	0	10	5.0
J. Collins	1-1	30.2	3-5	.600	0-0	.000	0-0	.000	1	3	4/4.0	3	2-0	0	0	1	6	6.0
T. Forrest	1-0	11.7	1-1	1.000	0-0	.000	0-0	.000	0	1	1/1.0	0	0-2	0	1	0	2	2.0
V. Krejci	2-0	18.0	1-2	.500	0-1	.000	0-0	.000	1	2	3/1.5	3	0-0	0	1	1	2	1.0
F. Kaminsky	1-0	2.6	0-0	.000	0-0	.000	0-0	.000	0	0	0/0.0	0	0-0	1	1	0	0	0.0
TEAM	21-10	480.0	93-179	.520	16-48	.333	23-31	.742	22	64	86/43.0	50	32-27	14	27	10	225	112.5





2023-24 VS NUGGETS	2022-23 SEASON	PLAYOFFS
--------------------	----------------	----------

Dec. 11 at Atlanta Apr. 6 at Denver	41-41 (.500) in Southeast	Lost to Boston, 4-2
--	------------------------------	---------------------

DATE	SITE	W/L	SCORE	DATE	SITE	W/L	SCORE	DATE	SITE	W/L	SCORE	DATE	SITE	W/L	SCORE	DATE	SITE	W/L	SCORE
12/10/96	ATL	L	88-89	3/4/03	ATL	L	86-92	12/29/08	ATL	L	91-109	12/7/14	ATL	L	84-96	1/6/20	ATL	W	123-115
2/2/97	DEN	W	115-104	12/9/03	ATL	L	98-112	2/25/09	DEN	W	110-109	3/11/15	DEN	W	115-102	2/21/21	ATL	L	115-123
2/25/98	DEN	L	88-112	1/3/04	DEN	L	76-84	11/7/09	ATL	L	100-125	1/25/16	DEN	L	105-119	3/28/21	DEN	W	126-102
3/6/98	ATL	L	94-115	2/15/05	ATL	W	100-96	12/23/09	DEN	W	124-104	3/17/16	ATL	L	98-116	11/12/21	DEN	W	105-96
11/8/99	DEN	W	115-100	3/1/05	DEN	W	97-74	2/28/11	DEN	W	100-90	12/23/16	DEN	L	108-109	12/17/21	ATL	W	133-115
3/28/00	ATL	L	111-116	12/6/05	DEN	W	125-116	3/16/11	ATL	L	102-87	2/8/17	ATL	L	105-117	12/2/22	ATL	L	109-117
2/24/01	DEN	W	85-82	12/18/05	ATL	L	107-110*	3/13/12	DEN	W	118-117*	10/27/17	ATL	W	105-100	2/4/23	DEN	W	128-108
3/31/01	ATL	L	88-99	12/6/06	DEN	L	96-98	12/5/12	ATL	L	104-108	1/10/18	DEN	L	97-110	--	--	--	--
2/24/02	DEN	L	84-89	12/12/06	ATL	W	100-87	3/4/13	DEN	W	104-88	11/15/18	DEN	W	138-93	--	--	--	--
3/13/02	ATL	L	102-105	1/15/08	ATL	L	93-104	11/7/13	DEN	W	109-107	12/8/18	ATL	L	98-106	--	--	--	--
11/5/02	DEN	L	87-103	1/23/08	DEN	W	107-100	3/15/14	ATL	L	92-97	11/12/19	DEN	L	121-125	--	--	--	--

* overtime





BOSTON CELTICS



Managing Partner, Governor & Chief Executive Officer Wyc Grousbeck
 President Rich Gotham
 President of Basketball Operations Brad Stevens
 Head Coach Joe Mazzulla
 Assistant Coaches Charles Lee, Sam Cassell, Tony Dobbins, Amile Jefferson, Matt Reynolds, D.J. MacLeay
 Head Athletic Trainer Patrick Chasse
 Address 226 Causeway Street Fourth Floor Boston, MA 02114
 Phone 617-854-8000
 Television NBC Sports Boston. Broadcasters: Mike Gorman, Brian Scalabrine, Abby Chin
 Radio 98.5 The Sports Hub Broadcasters: Sean Grande, Cedric Maxwell
 Arena TD Garden (19,156)
 Colors Green, Gold, Black, Brown, Beige and White

BOSTON PR STAFF

Sr. Vice President of Communications
 Christian Megliola (cmegliola@celtics.com)

Vice President of Media Services/Alumni Relations
 Jeff Twiss (jtwiss@celtics.com)

Vice President, Communications
 Taylor Kielpinski-Rogers (taylor@celtics.com)

Director of Communications
 Brian Olive (bolive@celtics.com)

Manager of Basketball Communications
 Heather Ward (hward@celtics.com)

Coordinator, Communications
 Caroline Weber (cweber@celtics.com)

2022-23 SEASON SERIES RESULTS

Nov.11 @ Boston
 Jan.1 vs. Denver
 Boston, 131-112
 Denver, 123-111

2022-23 REGULAR SEASON VS. CELTICS

DATE	SITE	TIME/RESULT
Nov.11	Boston	L, 112-131
Jan.1	Denver	W, 123-111

2021-22 REGULAR SEASON VS. CELTICS

DATE	SITE	RESULT
Feb.11	Boston	L, 102-108
Mar.20	Denver	L, 104-124

SERIES HISTORY VS. CELTICS

	ALL-TIME	STREAKS	LAST WIN	LAST LOSS
Overall	40-58	Won 1	Jan.1	Nov.11
Home	30-19	Won 1	Jan.1	Mar.20
Road	10-39	Lost 4	Mar.18	Nov.11

2022-23 DENVER STATISTICS VS. BOSTON

PLAYER	GP-GS	MIN	FG-ATT	FG%	3FG-ATT	3FG%	FT-FTA	FT%	OFF	DEF	TOT/AVG	AST	PF-D	STL	TO	BLK	PTS	AVG
N. Jokic	2-2	61.8	22-33	.667	4-6	.667	11-12	.917	3	17	20/10.0	15	5-13	1	2	0	59	29.5
B. Brown	2-1	67.0	13-28	.464	5-8	.625	6-6	1.000	5	8	13/6.5	8	2-4	3	4	1	37	18.5
A. Gordon	2-2	67.4	12-23	.522	2-4	.500	9-12	.750	4	9	13/6.5	9	4-7	2	2	1	35	17.5
M. Porter Jr.	2-2	57.7	10-23	.435	4-13	.308	2-2	1.000	0	8	8/4.0	2	3-1	0	3	1	26	13.0
K. Caldwell-Pope	2-2	63.3	7-18	.389	7-10	.700	0-0	.000	0	3	3/1.5	5	7-2	1	1	0	21	10.5
N. Hyland	1-0	19.2	7-12	.583	3-7	.429	0-1	.000	0	2	2/2.0	4	3-2	0	4	0	17	17.0
J. Murray	1-1	34.7	6-17	.353	1-5	.200	1-2	.500	0	4	4/4.0	10	2-3	0	0	0	14	14.0
V. Cancar	2-0	18.6	3-5	.600	2-4	.500	0-0	.000	0	1	1/0.5	0	4-0	0	0	0	8	4.0
J. Green	1-0	21.1	2-4	.500	0-0	.000	3-3	1.000	0	2	2/2.0	2	1-2	0	0	0	7	7.0
C. Braun	2-0	38.7	2-2	1.000	0-0	.000	0-0	.000	0	4	4/2.0	2	1-0	0	1	0	4	2.0
D. Reed	2-0	3.8	1-1	1.000	1-1	1.000	0-0	.000	0	1	1/0.5	0	0-0	0	1	0	3	1.5
D. Jordan	1-0	9.2	1-2	.500	0-0	.000	0-0	.000	0	0	0/0.0	0	0-0	0	0	1	2	2.0
Z. Nnaji	2-0	14.4	1-2	.500	0-1	.000	0-0	.000	0	2	2/1.0	0	1-0	1	1	1	2	1.0
I. Smith	1-0	1.6	0-1	.000	0-0	.000	0-0	.000	0	0	0/0.0	0	0-0	0	0	0	0	0.0
J. White	1-0	1.6	0-0	.000	0-0	.000	0-0	.000	0	0	0/0.0	0	0-0	0	0	0	0	0.0
TEAM	24-10	480.0	87-171	.509	29-59	.492	32-38	.842	12	61	73/36.5	57	33-34	8	19	5	235	117.5

2022-23 BOSTON STATISTICS VS. DENVER

PLAYER	GP-GS	MIN	FG-ATT	FG%	3FG-ATT	3FG%	FT-FTA	FT%	OFF	DEF	TOT/AVG	AST	PF-D	STL	TO	BLK	PTS	AVG
J. Tatum	2-2	72.8	18-37	.486	2-11	.182	21-25	.840	0	15	15/7.5	11	5-13	2	6	0	59	29.5
J. Brown	2-2	69.0	23-35	.657	7-12	.583	2-2	1.000	2	14	16/8.0	11	6-1	1	3	0	55	27.5
A. Horford	2-2	64.5	10-22	.455	8-14	.571	1-2	.500	2	11	13/6.5	5	0-2	1	0	1	29	14.5
D. White	2-1	47.4	8-18	.444	4-11	.364	3-4	.750	1	1	2/1.0	7	2-4	1	1	2	23	11.5
G. Williams	2-1	59.8	7-12	.583	2-6	.333	6-8	.750	3	6	9/4.5	5	6-7	2	2	2	22	11.0
L. Kornet	2-0	15.0	6-10	.600	0-0	.000	0-0	.000	4	3	7/3.5	1	2-0	0	0	1	12	6.0
P. Pritchard	2-0	17.8	5-6	.833	0-1	.000	2-4	.500	4	1	5/2.5	0	0-2	1	3	0	12	6.0
S. Hauser	2-0	31.6	4-10	.400	2-8	.250	0-0	.000	0	5	5/2.5	1	2-0	0	0	2	10	5.0
M. Smart	2-2	55.1	4-16	.250	0-4	.000	0-0	.000	2	3	5/2.5	11	8-2	1	2	0	8	4.0
R. Williams	1-0	18.8	4-4	1.000	0-0	.000	0-0	.000	2	4	6/6.0	1	2-1	0	2	0	8	8.0
M. Brogdon	1-0	19.6	1-6	.167	0-3	.000	2-2	1.000	0	2	2/2.0	4	1-1	1	1	0	4	4.0
J. Davison	1-0	2.0	0-0	.000	0-0	.000	0-0	.000	0	1	1/1.0	1	0-0	0	0	0	0	0.0
J. Jackson	1-0	2.1	0-1	.000	0-0	.000	0-0	.000	0	0	0/0.0	2	0-0	1	0	0	0	0.0
N. Vonleh	2-0	4.5	0-0	.000	0-0	.000	0-0	.000	0	1	1/0.5	0	0-0	0	0	0	0	0.0
TEAM	24-10	479.9	90-177	.508	25-70	.357	37-47	.787	20	67	87/43.5	60	34-33	11	20	8	242	121.0





2023-24 VS NUGGETS	2022-23 SEASON	PLAYOFFS
--------------------	----------------	----------

Jan. 19 at Boston
Mar. 7 at Denver

57-25 (.695)
in Atlantic

Defeated Atlanta, 4-2
Defeated Philadelphia, 4-3
Lost to Miami, 4-3

DATE	SITE	W/L	SCORE	DATE	SITE	W/L	SCORE	DATE	SITE	W/L	SCORE	DATE	SITE	W/L	SCORE	DATE	SITE	W/L	SCORE
11/15/96	BOS	W	82-80	1/24/03	BOS	L	58-77	2/19/08	DEN	W	124-118	1/7/14	DEN	W	129-98	11/22/19	DEN	W	96-92
12/30/96	DEN	L	102-104	3/22/03	DEN	W	90-80	11/14/08	BOS	W	94-85	1/23/15	DEN	L	99-100	12/6/19	BOS	L	95-108
11/12/97	BOS	L	86-96	12/7/03	DEN	L	111-116	2/23/09	DEN	L	76-114	2/4/15	BOS	L	100-104	2/16/21	BOS	L	99-112
2/10/98	DEN	W	112-99	3/17/04	BOS	L	100-104	2/21/10	DEN	W	114-105	1/27/16	BOS	L	103-111	4/11/21	DEN	L	87-105
3/5/99	BOS	L	94-102	12/15/04	BOS	W	100-99	3/24/10	BOS	L	99-113	2/21/16	DEN	L	101-121	2/11/22	BOS	L	102-108
12/8/99	BOS	L	90-115	2/23/05	DEN	W	107-86	12/8/10	BOS	L	89-105	11/6/16	BOS	W	123-107	3/20/22	DEN	L	104-124
12/30/99	DEN	L	94-102	1/2/06	DEN	W	120-110	2/24/11	DEN	W	89-75	3/10/17	DEN	W	119-99	11/11/22	BOS	L	112-131
12/10/00	BOS	L	102-104*	3/12/06	BOS	L	101-106	3/17/12	DEN	W	98-91	12/13/17	BOS	L	118-124	1/1/23	DEN	W	123-111
3/16/01	DEN	L	83-87	12/15/06	BOS	L	114-119	2/10/13	BOS	L	114-118**	1/29/18	DEN	L	110-111	--	--	--	--
12/5/01	BOS	L	80-95	12/26/06	DEN	W	116-105	2/19/13	DEN	W	97-90	11/5/18	DEN	W	115-107	--	--	--	--
2/12/02	DEN	L	93-110	11/7/07	BOS	L	93-119	12/6/13	BOS	L	98-106	3/18/19	BOS	W	114-105	--	--	--	--

* overtime





BROOKLYN NETS



Governor Joe Tsai
 Alternate Governor Oliver Weisberg
 Alternate Governor Oliver Weisberg
 Alternate Governor & Chief Executive Officer Sam Zussman
 Alternate Governor & General Manager Sean Marks
 Assistant General Manager Jeff Peterson
 Assistant General Manager Andy Birdsong
 Head Coach Jacque Vaughn
 Assistant Coach Kevin Ollie, Will Weaver, Jay Hernandez, Trevor Hendry, Ryan Forehan-Kelly, Ronnie Burrell
 Assistant Coach/Director of Player Development Adam Caporn
 Assistant Coach/Player Development Corey Vinson
 Director of Sports Medicine Les Gelis
 Director of Sport Science Dan Meehan
 Head Athletic Trainer/Physical Therapist Jonathan Filipe
 Director of Performance Rehabilitation Stefania Rizzo
 Head Strength and Conditioning Coach Dave Regan
 Physical Performance Coach Chris Miller
 TV YES Network. Broadcasters: Ian Eagle, Ryan Ruocco, Noah Eagle, Sarah Kustok, Richard Jefferson, Meghan Triplett
 Radio WFAN (660 AM/101.9 FM). Broadcasters: Chris Carrino, Tim Capstraw
 Address HSS Training Center (168 39th St., 8th Floor) Brooklyn, NY 11232
 Arena Barclays Center (17,732)

BROOKLYN PR STAFF

Senior Director, Public Relations
 Aaron Harris (aharris@brooklynets.com)

Associate Director, Public Relations
 Eli Pearlstein (epearlstein@brooklynets.com)

Manager, Public Relations
 Megan Walsh (mwalsh@brooklynets.com)

Coordinator, Public Relations
 Daniel Loftus (dloftus@brooklynets.com)

2022-23 SEASON SERIES RESULTS

Mar.12 vs. Denver Brooklyn, 122-120
 Mar.19 @ Brooklyn Denver, 108-102

2022-23 REGULAR SEASON VS. NETS

DATE	SITE	TIME/RESULT
Mar.12	Denver	L, 120-122
Mar.19	Brooklyn	W, 108-102

2021-22 REGULAR SEASON VS. NETS

DATE	SITE	RESULT
Jan.26	Brooklyn	W, 124-118
Feb.6	Denver	W, 124-104

SERIES HISTORY VS. NETS

	ALL-TIME	STREAKS	LAST WIN	LAST LOSS
Overall	53-45	Won 1	Mar.19	Mar.12
Home	36-14	Lost 1	Feb.6	Mar.12
Road	17-31	Won 2	Mar.19	Jan.12

2022-23 DENVER STATISTICS VS. BROOKLYN

PLAYER	GP-GS	MIN	FG-ATT	FG%	3FG-ATT	3FG%	FT-FTA	FT%	OFF	DEF	TOT/AVG	AST	PF-D	STL	TO	BLK	PTS	AVG
N. Jokic	2-2	75.4	23-35	.657	0-1	.000	11-14	.786	10	27	37/18.5	21	7-17	4	4	2	57	28.5
M. Porter Jr.	2-2	53.9	19-30	.633	8-14	.571	5-5	1.000	4	8	12/6.0	7	3-3	1	5	0	51	25.5
J. Murray	2-2	65.3	14-38	.368	9-16	.563	4-5	.800	1	3	4/2.0	9	3-2	0	4	0	41	20.5
A. Gordon	2-2	59.3	9-18	.500	1-5	.200	4-6	.667	3	5	8/4.0	4	3-5	0	3	1	23	11.5
K. Caldwell-Pope	2-2	71.4	6-12	.500	2-6	.333	2-2	1.000	0	4	4/2.0	3	1-1	1	3	2	16	8.0
B. Brown	2-0	55.9	5-15	.333	1-4	.250	2-2	1.000	2	9	11/5.5	4	6-1	1	4	2	13	6.5
J. Green	2-0	36.7	4-11	.364	2-4	.500	0-0	.000	1	0	1/0.5	3	5-5	1	2	1	10	5.0
C. Braun	2-0	22.8	2-2	1.000	1-1	1.000	2-3	.667	0	3	3/1.5	3	3-2	1	2	2	7	3.5
R. Jackson	2-0	22.0	3-4	.750	0-0	.000	0-0	.000	0	3	3/1.5	3	1-0	0	3	0	6	3.0
Z. Nnaji	1-0	11.6	2-2	1.000	0-0	.000	0-0	.000	0	5	5/5.0	1	2-1	0	1	1	4	4.0
V. Cancar	1-0	5.6	0-3	.000	0-3	.000	0-0	.000	0	1	1/1.0	0	2-0	0	0	0	0	0.0
I. Smith	1-0	0.0	0-0	.000	0-0	.000	0-0	.000	0	0	0/0.0	0	0-0	0	0	0	0	0.0
TEAM	21-10	480.0	87-170	.512	24-54	.444	30-37	.811	21	68	89/44.5	58	36-37	9	31	11	228	114.0

2022-23 BROOKLYN STATISTICS VS. DENVER

PLAYER	GP-GS	MIN	FG-ATT	FG%	3FG-ATT	3FG%	FT-FTA	FT%	OFF	DEF	TOT/AVG	AST	PF-D	STL	TO	BLK	PTS	AVG
M. Bridges	2-2	69.1	15-34	.441	6-16	.375	12-13	.923	0	4	4/2.0	3	2-9	1	5	0	48	24.0
N. Claxton	2-2	59.6	17-21	.810	0-0	.000	5-6	.833	6	8	14/7.0	6	6-5	2	0	1	39	19.5
C. Johnson	2-2	62.6	10-24	.417	3-12	.250	5-5	1.000	2	8	10/5.0	4	2-7	6	1	1	28	14.0
S. Curry	2-0	37.5	9-16	.563	5-8	.625	1-1	1.000	0	4	4/2.0	1	3-3	0	0	0	24	12.0
S. Dinwiddie	2-2	64.8	8-21	.381	1-10	.100	6-7	.857	0	8	8/4.0	27	6-5	2	5	1	23	11.5
R. O'Neale	2-0	56.5	6-13	.462	4-10	.400	2-2	1.000	1	8	9/4.5	10	10-3	2	3	0	18	9.0
D. Finney-Smith	2-2	65.2	6-13	.462	5-9	.556	0-0	.000	1	2	3/1.5	3	6-0	4	3	1	17	8.5
J. Harris	2-0	26.6	5-11	.455	4-10	.400	0-0	.000	1	2	3/1.5	2	0-0	2	1	0	14	7.0
C. Thomas	1-0	21.7	3-9	.333	1-4	.250	0-0	.000	0	1	1/1.0	2	0-0	1	1	0	7	7.0
D. Sharpe	1-0	7.6	1-2	.500	0-0	.000	3-4	.750	2	3	5/5.0	0	1-2	0	0	1	5	5.0
N. Noel	1-0	7.2	0-2	.000	0-0	.000	1-2	.500	0	0	0/0.0	0	1-2	1	0	0	1	1.0
Y. Watanabe	1-0	1.7	0-0	.000	0-0	.000	0-0	.000	0	0	0/0.0	0	0-0	0	0	0	0	0.0
TEAM	20-10	480.0	80-166	.482	29-79	.367	35-40	.875	13	48	61/30.5	58	37-36	21	19	5	224	112.0





2023-24 VS NUGGETS

Dec. 14 at Denver
Dec. 22 at Brooklyn

2022-23 SEASON

45-37 (.549)
in Atlantic

PLAYOFFS

Lost to Philadelphia, 4-0

DATE	SITE	W/L	SCORE	DATE	SITE	W/L	SCORE	DATE	SITE	W/L	SCORE	DATE	SITE	W/L	SCORE	DATE	SITE	W/L	SCORE
11/16/96	NJN	L	99-106	11/18/02	NJN	L	79-99	3/21/08	NJN	W	125-114	2/27/14	DEN	L	89-112	11/14/19	DEN	W	101-93
1/20/97	DEN	W	132-123	1/27/03	DEN	L	66-92	2/7/09	NJN	L	70-114	12/23/14	BKN	L	96-102	12/8/19	BKN	L	102-105
12/13/97	NJN	L	95-133	3/2/04	DEN	L	91-95	3/16/09	DEN	W	121-96	2/23/15	DEN	L	82-110	1/12/21	BKN	L	116-122
1/27/98	DEN	L	87-120	3/10/04	NJN	L	97-98	11/4/09	NJN	W	122-94	2/8/16	BKN	L	104-105	5/8/21	DEN	L	119-125
4/14/99	DEN	W	120-97	11/23/04	DEN	W	90-88	11/24/09	DEN	W	101-87	3/4/16	DEN	L	120-121*	1/26/22	BKN	W	124-118
3/1/00	DEN	L	81-94	2/13/05	NJN	L	79-94	11/20/10	DEN	W	107-103	12/7/16	BKN	L	111-116	2/6/22	DEN	W	124-104
3/26/00	NJN	W	112-110	11/28/05	DEN	L	92-101	1/31/11	NJN	L	99-115	2/24/17	DEN	W	129-109	3/12/23	DEN	L	120-122
3/18/01	DEN	W	98-84	12/16/05	NJN	L	106-115*	1/11/12	DEN	W	123-115	10/29/17	BKN	W	124-111	3/19/23	BKN	W	108-102
3/28/01	NJN	L	96-99	1/27/07	DEN	L	102-112	2/13/13	BKN	L	108-119	11/7/17	DEN	W	112-104	--	--	--	--
11/19/01	DEN	W	99-96*	3/20/07	NJN	W	94-90	3/29/13	DEN	W	109-87	11/9/18	DEN	L	110-112	--	--	--	--
2/17/02	NJN	L	77-98	1/25/08	DEN	W	100-85	12/3/13	BKN	W	111-87	2/6/19	BKN	L	130-135	--	--	--	--

* overtime





CHARLOTTE HORNETS



Co-Chairman & Governor Rick Schnall
 Co-Chairman & Alternate Governor Gabe Plotkin
 Alternate Governor Michael Jordan
 President of Basketball Operations & General Manager Mitch Kupchak
 Senior Vice President of Basketball Operations & Assistant General Manager Buzz Peterson
 Assistant General Manager David Duquette
 Head Coach Steve Clifford
 Assistant Coaches Assistant Coaches
 Associate Head Athletic Trainer Quinton Sawyer
 Arena (capacity) Spectrum Center (19,077)
 Address 333 E Trade St, Charlotte, NC 28202
 TV Bally Sports Southeast - Eric Collins, Dell Curry, Ashley ShahAhmadi
 Radio WFNZ 92.7 FM - Sam Farber

CHARLOTTE PR STAFF

Chief Communications Officer
 Mike Cristaldi

Senior Director of Corporate Communications
 Josh Rosen

Director of Basketball Communications
 Brian Travis

Manager of Corporate Communications
 McKayla Hernandez

Senior Coordinator of Basketball Communications
 Jack Brandsgard

2022-23 SEASON SERIES RESULTS

Dec.18 vs. Denver Denver, 119-115
 Feb.11 @ Charlotte Denver, 119-105

2022-23 REGULAR SEASON VS. HORNETS

DATE	SITE	TIME/RESULT
Dec.18	Denver	W, 119-115
Feb.11	Charlotte	W, 119-105

2021-22 REGULAR SEASON VS. HORNETS

DATE	SITE	RESULT
Dec.23	Denver	L, 107-115
Mar.28	Charlotte	W, 113-109

SERIES HISTORY VS. HORNETS

	ALL-TIME	STREAKS	LAST WIN	LAST LOSS
Overall	36-30	Won 3	Feb.11	Dec.23
Home	22-11	Won 1	Dec.18	Dec.23
Road	14-19	Won 4	Feb.11	Dec.7

2022-23 DENVER STATISTICS VS. CHARLOTTE

PLAYER	GP-GS	MIN	FG-ATT	FG%	3FG-ATT	3FG%	FT-FTA	FT%	OFF	DEF	TOT/AVG	AST	PF-D	STL	TO	BLK	PTS	AVG
N. Jokic	2-2	73.7	24-48	.500	2-4	.500	20-26	.769	14	29	43/21.5	20	5-16	2	9	2	70	35.0
K. Caldwell-Pope	2-2	64.1	14-29	.483	4-13	.308	3-3	1.000	2	4	6/3.0	10	4-5	1	3	2	35	17.5
B. Brown	2-2	68.1	13-20	.650	4-8	.500	0-1	.000	0	3	3/1.5	9	5-3	1	5	2	30	15.0
A. Gordon	1-1	28.4	6-9	.667	2-2	1.000	5-7	.714	3	7	10/10.0	1	3-6	3	2	1	19	19.0
J. Green	2-0	42.8	8-17	.471	0-3	.000	2-3	.667	2	5	7/3.5	2	4-2	0	0	0	18	9.0
M. Porter Jr.	1-1	32.2	6-14	.429	2-7	.286	0-0	.000	1	5	6/6.0	2	2-1	1	0	0	14	14.0
C. Braun	2-0	47.2	6-11	.545	0-3	.000	1-2	.500	3	9	12/6.0	0	2-1	4	1	0	13	6.5
V. Cancar	2-1	26.4	5-9	.556	1-3	.333	1-1	1.000	1	4	5/2.5	2	2-1	0	1	0	12	6.0
D. Jordan	2-0	20.3	4-4	1.000	0-0	.000	2-4	.500	2	5	7/3.5	2	7-4	0	3	1	10	5.0
N. Hyland	1-0	16.9	3-11	.273	1-6	.167	0-0	.000	0	1	1/1.0	1	1-0	1	0	0	7	7.0
J. Murray	1-1	34.8	2-11	.182	0-6	.000	2-4	.500	0	1	1/1.0	11	0-2	0	3	0	6	6.0
I. Smith	1-0	20.8	1-7	.143	0-0	.000	0-0	.000	1	4	5/5.0	8	2-3	0	1	0	2	2.0
P. Watson	1-0	1.2	1-1	1.000	0-0	.000	0-0	.000	0	0	0/0.0	0	0-0	0	0	0	2	2.0
T. Bryant	1-0	2.0	0-1	.000	0-0	.000	0-0	.000	0	0	0/0.0	0	0-0	0	0	0	0	0.0
J. White	1-0	1.2	0-1	.000	0-1	.000	0-0	.000	0	0	0/0.0	0	0-0	0	0	0	0	0.0
TEAM	22-10	480.0	93-193	.482	16-56	.286	36-51	.706	29	77	106/53.0	68	37-44	13	28	8	238	119.0

2022-23 CHARLOTTE STATISTICS VS. DENVER

PLAYER	GP-GS	MIN	FG-ATT	FG%	3FG-ATT	3FG%	FT-FTA	FT%	OFF	DEF	TOT/AVG	AST	PF-D	STL	TO	BLK	PTS	AVG
L. Ball	2-2	71.3	16-37	.432	7-19	.368	10-12	.833	2	12	14/7.0	17	5-5	3	6	0	49	24.5
G. Hayward	2-2	70.8	14-29	.483	3-8	.375	5-6	.833	2	10	12/6.0	7	2-6	2	4	0	36	18.0
P. Washington Jr.	2-2	64.5	12-26	.462	3-11	.273	5-8	.625	1	9	10/5.0	2	3-5	1	2	3	32	16.0
N. Richards	2-0	51.1	8-13	.615	0-0	.000	4-5	.800	5	9	14/7.0	2	7-6	0	2	5	20	10.0
K. Oubre Jr.	1-0	34.9	7-18	.389	2-8	.250	0-0	.000	0	1	1/1.0	2	2-0	2	0	0	16	16.0
D. Smith Jr.	1-0	27.3	6-10	.600	2-5	.400	1-2	.500	0	4	4/4.0	3	2-2	1	1	2	15	15.0
J. McDaniels	1-0	19.8	5-8	.625	2-4	.500	2-2	1.000	1	4	5/5.0	2	4-2	1	1	1	14	14.0
T. Rozier	2-2	45.6	5-19	.263	1-9	.111	3-4	.750	0	4	4/2.0	6	3-2	3	1	0	14	7.0
M. Plumlee	1-1	19.1	3-7	.429	0-0	.000	5-6	.833	5	4	9/9.0	4	5-4	0	2	2	11	11.0
M. Williams	1-1	21.5	3-5	.600	0-0	.000	0-2	.000	0	5	5/5.0	0	4-1	1	0	2	6	6.0
K. Jones	1-0	3.4	1-1	1.000	0-0	.000	1-1	1.000	0	0	0/0.0	0	3-1	1	1	0	3	3.0
T. Maledon	1-0	12.0	0-3	.000	0-3	.000	2-2	1.000	1	2	3/3.0	4	1-1	0	1	0	2	2.0
B. McGowens	1-0	12.0	1-2	.500	0-1	.000	0-0	.000	0	1	1/1.0	1	2-0	1	3	0	2	2.0
J. Thor	2-0	27.0	0-3	.000	0-2	.000	0-2	.000	0	3	3/1.5	1	1-2	2	1	0	0	0.0
TEAM	20-10	480.0	81-181	.448	20-70	.286	38-52	.731	17	68	85/42.5	51	44-37	18	25	15	220	110.0





2023-24 VS NUGGETS	2022-23 SEASON	PLAYOFFS
Dec. 23 at Charlotte	27-55 (.329)	Did not qualify
Jan. 1 at Denver	in Southeast	

DATE	SITE	W/L	SCORE	DATE	SITE	W/L	SCORE	DATE	SITE	W/L	SCORE	DATE	SITE	W/L	SCORE	DATE	SITE	W/L	SCORE
12/11/96	CHH	L	97-101	2/16/05	CHA	L	88-94	12/8/09	CHA	L	95-107	1/31/15	DEN	L	86-104	3/5/20	CHA	W	114-112
1/13/97	DEN	L	100-102*	3/16/05	DEN	W	120-101	1/25/10	DEN	W	104-93	1/10/16	DEN	W	95-92	3/17/21	DEN	W	129-104
2/23/98	DEN	L	98-118	12/13/05	CHA	W	101-85	12/7/10	CHA	L	98-100	3/19/16	CHA	W	101-93	5/11/21	CHA	W	117-112
3/16/98	CHH	L	87-109	2/21/06	DEN	W	100-84	3/2/11	DEN	W	120-80	3/4/17	DEN	L	102-112	12/23/21	DEN	L	107-115
12/10/99	CHH	L	99-106	11/12/06	CHA	W	108-101	3/30/12	CHA	W	99-88	3/31/17	CHA	L	114-122	3/28/22	CHA	W	113-109
1/8/00	DEN	W	97-92	1/29/07	DEN	L	101-105	12/22/12	DEN	W	110-88	10/25/17	CHA	L	93-110	12/18/22	DEN	W	119-115
1/7/01	DEN	W	94-87	1/14/08	CHA	L	116-119	2/23/13	CHA	W	113-99	2/5/18	DEN	W	121-104	2/11/23	CHA	W	119-105
3/30/01	CHH	W	103-96	2/2/08	DEN	W	117-101	1/29/14	DEN	L	98-101	12/7/18	CHA	L	107-113		--	--	--
12/11/01	DEN	L	96-99	11/11/08	CHA	W	88-80	3/10/14	CHA	L	98-105	1/5/19	DEN	W	123-110		--	--	--
1/7/02	CHH	L	80-94	1/30/09	DEN	W	110-99	12/22/14	CHA	L	82-110	1/15/20	DEN	W	100-86		--	--	--

* overtime





CHICAGO BULLS



Chairman/Alternate NBA Governor Jerry Reinsdorf
 President & Chief Operating Officer/NBA Governor Michael Reinsdorf
 Executive Vice President - Basketball Operations Artūras Karnišovas
 General Manager Marc Eversley
 Head Coach Billy Donovan
 Assistant Coaches Maurice Cheeks, Chris Fleming, Josh Longstaff, John Bryant, Damian Cotter, Billy Schmidt
 Director of Player Development Peter Patton
 Director of Performance Health Chip Schaefer
 Address 1901 W. Madison Street, Chicago, IL 60612
 Home Court United Center (20,917) - 1994
 Team Colors Red, black and white
 Television NBC Sports Chicago: Adam Amin, Stacey King
 Radio WSCR (670 AM): Chuck Swirsky, Bill Wennington
 Spanish Radio WRTO (1200 AM) - Miguel Esparza, Elio Benitez

CHICAGO PR STAFF

Vice President of Communications
 Patrick Sandusky (psandusky@bulls.com)

Sr. Manager of Public and Media Relations
 Beth Esler (besler@bulls.com)

Senior Manager, Basketball Communications
 Josh Schur (jschur@bulls.com)

Senior Coordinator, Basketball Communications
 Andre Toran (atoran@bulls.com)

Coordinator, Basketball Communications
 Cullen Davis (cullendavis@bulls.com)

2022-23 SEASON SERIES RESULTS

Nov.13 @ Chicago Denver, 126-103
 Mar.8 vs. Denver Chicago, 117-96

2022-23 REGULAR SEASON VS. BULLS

DATE	SITE	TIME/RESULT
Nov.13	Chicago	W, 126-103
Mar.8	Denver	L, 96-117

2021-22 REGULAR SEASON VS. BULLS

DATE	SITE	RESULT
Nov.19	Denver	L, 108-114
Dec.6	Chicago	L, 97-109

SERIES HISTORY VS. BULLS

	ALL-TIME	STREAKS	LAST WIN	LAST LOSS
Overall	56-43	Lost 1	Nov.13	Mar.8
Home	37-12	Lost 2	Mar.19	Mar.8
Road	19-31	Won 1	Nov.13	Dec.6

2022-23 DENVER STATISTICS VS. CHICAGO

PLAYER	GP-GS	MIN	FG-ATT	FG%	3FG-ATT	3FG%	FT-FTA	FT%	OFF	DEF	TOT/AVG	AST	PF-D	STL	TO	BLK	PTS	AVG
M. Porter Jr.	2-2	48.1	16-29	.552	8-16	.364	3-3	1.000	0	6	6/3.0	2	4-2	2	1	1	43	21.5
J. Murray	2-2	67.4	13-33	.394	3-13	.231	5-5	1.000	1	3	4/2.0	7	4-7	2	4	0	34	17.0
A. Gordon	2-2	54.8	10-20	.500	2-4	.500	8-15	.533	6	8	14/7.0	4	2-10	0	1	1	30	15.0
N. Jokic	2-2	62.6	11-20	.550	3-9	.333	1-4	.250	1	17	18/9.0	22	1-5	3	7	0	26	13.0
B. Brown	2-0	54.3	9-14	.643	2-5	.400	1-1	1.000	4	15	19/9.5	8	6-2	1	8	1	21	10.5
K. Caldwell-Pope	2-2	55.9	5-15	.333	1-6	.167	4-5	.800	1	4	5/2.5	6	3-3	5	1	0	15	7.5
J. Green	2-0	34.8	5-8	.625	2-3	.667	0-0	.000	1	5	6/3.0	2	4-0	0	2	1	12	6.0
T. Bryant	1-0	13.0	4-5	.800	2-2	1.000	0-0	.000	0	0	0/0.0	0	1-2	0	0	0	10	10.0
C. Braun	2-0	29.9	3-7	.429	1-2	.500	2-2	1.000	0	2	2/1.0	2	2-1	2	0	0	9	4.5
R. Jackson	1-0	23.6	2-8	.250	2-5	.400	0-0	.000	0	0	0/0.0	2	1-0	0	0	0	6	6.0
D. Jordan	1-0	17.0	2-2	1.000	0-0	.000	0-1	.000	1	2	3/3.0	2	1-2	0	2	1	4	4.0
Z. Nnaji	1-0	3.4	2-2	1.000	0-0	.000	0-0	.000	1	0	1/1.0	0	1-1	0	0	0	4	4.0
V. Cancar	1-0	2.8	1-1	1.000	1-1	1.000	0-0	.000	0	0	0/0.0	0	1-0	0	0	0	3	3.0
D. Reed	1-0	5.1	1-3	.333	1-1	1.000	0-0	.000	0	0	0/0.0	0	0-0	0	0	0	3	3.0
I. Smith	1-0	3.7	1-1	1.000	0-0	.000	0-0	.000	0	1	1/1.0	1	1-0	0	1	0	2	2.0
J. White	1-0	3.7	0-0	.000	0-0	.000	0-0	.000	0	1	1/1.0	1	1-0	1	0	0	0	0.0
TEAM	24-10	480.0	85-168	.506	28-67	.418	24-36	.667	16	64	80/40.0	59	33-35	16	27	5	222	111.0

2022-23 CHICAGO STATISTICS VS. DENVER

PLAYER	GP-GS	MIN	FG-ATT	FG%	3FG-ATT	3FG%	FT-FTA	FT%	OFF	DEF	TOT/AVG	AST	PF-D	STL	TO	BLK	PTS	AVG
Z. LaVine	2-2	68.1	20-33	.606	4-11	.364	6-7	.857	1	9	10/5.0	8	5-6	3	4	0	50	25.0
N. Vučević	2-2	57.8	13-27	.481	3-7	.429	5-5	1.000	2	19	21/10.5	3	4-4	0	4	0	34	17.0
D. DeRozan	2-2	63.9	12-27	.444	0-3	.000	9-12	.750	1	7	8/4.0	12	6-9	3	2	1	33	16.5
P. Williams	2-1	60.7	14-18	.778	3-5	.600	2-2	1.000	3	5	8/4.0	1	1-3	2	1	2	33	16.5
A. Dosunmu	2-1	49.4	5-13	.385	0-4	.000	5-6	.833	1	2	3/1.5	4	5-3	4	3	0	15	7.5
A. Drummond	2-0	32.6	6-10	.600	0-0	.000	3-3	1.000	5	11	16/8.0	2	4-3	1	1	1	15	7.5
G. Dragic	1-0	22.6	5-10	.500	1-2	.500	0-0	.000	0	1	1/1.0	6	2-0	1	3	0	11	11.0
C. White	1-0	25.9	3-10	.300	1-6	.167	0-0	.000	0	4	4/4.0	4	1-1	0	1	0	7	7.0
A. Caruso	2-1	38.9	3-9	.333	0-3	.000	0-0	.000	1	2	3/1.5	4	3-1	4	5	1	6	3.0
D. Jones Jr.	2-0	17.3	3-5	.600	0-1	.000	0-0	.000	1	3	4/2.0	0	2-0	0	0	0	6	3.0
D. Terry	2-0	7.8	1-3	.333	1-1	1.000	2-2	1.000	0	0	0/0.0	2	1-1	0	1	0	5	2.5
P. Beverley	1-1	23.8	1-4	.250	1-3	.333	0-0	.000	1	5	6/6.0	4	1-0	0	0	1	3	3.0
T. Bradley	1-0	3.4	0-0	.000	0-0	.000	2-2	1.000	0	1	1/1.0	0	0-1	0	0	0	2	2.0
J. Green	1-0	8.0	0-1	.000	0-0	.000	0-0	.000	1	0	1/1.0	0	0-1	0	1	0	0	0.0
TEAM	23-10	480.0	86-170	.506	14-46	.304	34-39	.872	17	69	86/43.0	50	35-33	18	26	6	220	110.0





2023-24 VS NUGGETS	2022-23 SEASON	PLAYOFFS
--------------------	----------------	----------

Nov. 4 at Denver Dec. 12 at Chicago	40-42 (.488) in Central	Did not qualify
--	----------------------------	-----------------

DATE	SITE	W/L	SCORE	DATE	SITE	W/L	SCORE	DATE	SITE	W/L	SCORE	DATE	SITE	W/L	SCORE	DATE	SITE	W/L	SCORE
11/21/96	DEN	L	92-110	2/4/03	DEN	W	102-100*	11/20/07	DEN	W	112-91	3/18/13	CHI	W	119-118*	3/21/18	CHI	W	135-102
2/18/97	CHI	L	123-134	2/15/03	CHI	L	69-88	2/22/08	CHI	L	121-135	11/21/13	DEN	W	97-87	10/31/18	CHI	W	108-107*
2/2/98	DEN	L	72-111	11/10/03	CHI	W	105-97	11/23/08	DEN	W	114-101	2/21/14	CHI	L	89-117	1/17/19	DEN	W	135-105
3/3/98	CHI	L	90-118	1/28/04	DEN	W	115-99	2/20/09	CHI	L	99-116	11/25/14	DEN	W	114-109	3/1/21	CHI	W	118-112
11/20/99	DEN	W	95-86	11/19/04	DEN	W	99-81	11/10/09	CHI	W	90-89	1/1/15	CHI	L	101-106	3/19/21	DEN	W	131-127*
3/24/00	CHI	L	68-70	1/25/05	CHI	L	107-111	11/21/09	DEN	W	112-93	12/2/15	CHI	L	90-99	11/19/21	DEN	L	108-114
11/16/00	DEN	W	89-85	1/16/06	CHI	W	97-94	11/8/10	CHI	L	92-94	2/5/16	DEN	W	115-110	12/6/21	CHI	L	97-109
3/26/01	CHI	W	109-104*	2/8/06	DEN	L	107-110	11/26/10	DEN	W	98-97	11/22/16	DEN	W	110-107	11/13/22	CHI	W	126-103
11/13/01	DEN	W	101-93	11/21/06	DEN	W	113-109	3/26/12	CHI	W	108-91	2/28/17	CHI	W	125-107	3/8/23	DEN	L	96-117
3/30/02	CHI	W	100-84	3/22/07	CHI	L	108-109	2/7/13	DEN	W	128-96	11/30/17	DEN	W	111-110	--	--	--	--

* overtime





CLEVELAND CAVALIERS



Chairman Dan Gilbert
 President of Basketball Operations Koby Altman
 Head Coach J.B. Bickerstaff
 Associate Head Coach Greg Buckner
 Assistant Coaches Luke Walton, J.J. Outlaw, Sidney Lowe, Dan Geriot, Nate Reinking
 Senior Director, Player Health/Head Athletic Trainer Steve Spiro
 Arena Rocket Mortgage FieldHouse (19,432)
 Radio WTAM (1100 AM), Tim Alcorn, Jim Chones, Mike Snyder, Brad Sellers
 Spanish Radio La Mega Cleveland Stream & Power 89.1 (WNZN FM), Rafael Hernández Brito
 Television Bally Sports Ohio, John Michael, Austin Carr, Brad Daugherty, Serena Winters
 Team Address One Center Court, Cleveland, OH 44115-4001
 Team Colors Wine and Gold

CLEVELAND PR STAFF

V.P., Basketball Communications
 B.J. Evans (bevans@cavs.com)

 Basketball Communications Sr. Manager
 Cherome Owens (cowens@cavs.com)

 Basketball Communications Manager
 Sam Coombs (scoombs@cavs.com)

 Basketball Communications Assistant
 Devynne Booker (dbooker@cavs.com)

2022-23 SEASON SERIES RESULTS

Jan.6 vs. Denver
 Feb.23 @ Cleveland
 Denver, 121-108
 Denver, 115-109

2022-23 REGULAR SEASON VS. CAVALIERS

DATE	SITE	TIME/RESULT
Jan.6	Denver	W, 121-108
Feb.23	Cleveland	W, 115-109

2021-22 REGULAR SEASON VS. CAVALIERS

DATE	SITE	RESULT
Oct.25	Denver	L, 87-99
Mar.18	Cleveland	L, 116-119 (OT)

SERIES HISTORY VS. CAVALIERS

	ALL-TIME	STREAKS	LAST WIN	LAST LOSS
Overall	53-43	Won 2	Feb.23	Mar.18
Home	34-15	Won 1	Jan.6	Oct.25
Road	19-28	Won 1	Feb.23	Mar.18

2022-23 DENVER STATISTICS VS. CLEVELAND

PLAYER	GP-GS	MIN	FG-ATT	FG%	3FG-ATT	3FG%	FT-FTA	FT%	OFF	DEF	TOT/AVG	AST	PF-D	STL	TO	BLK	PTS	AVG
N. Jokic	2-2	71.2	18-30	.600	5-6	.833	11-11	1.000	11	22	33/16.5	23	7-8	4	11	0	52	26.0
M. Porter Jr.	2-2	61.7	13-27	.481	9-18	.500	6-7	.857	5	9	14/7.0	1	2-5	0	2	1	41	20.5
J. Murray	2-2	65.6	13-32	.406	5-16	.313	3-4	.750	2	3	5/2.5	11	5-6	3	3	2	34	17.0
K. Caldwell-Pope	2-2	64.4	10-13	.769	6-8	.750	5-5	1.000	0	4	4/2.0	4	3-8	3	3	2	31	15.5
B. Brown	2-0	49.7	6-15	.400	3-7	.429	0-0	.000	1	6	7/3.5	8	5-0	1	1	0	15	7.5
V. Cancar	2-1	44.3	5-9	.556	2-4	.500	3-3	1.000	3	1	4/2.0	4	7-2	1	0	0	15	7.5
N. Hyland	1-0	16.9	5-8	.625	2-4	.500	1-2	.500	0	2	2/2.0	2	0-2	0	3	0	13	13.0
A. Gordon	1-1	30.0	4-8	.500	1-2	.500	3-6	.500	2	8	10/10.0	1	2-3	0	0	0	12	12.0
J. Green	1-0	21.8	5-10	.500	0-1	.000	1-2	.500	2	0	2/2.0	1	1-1	0	0	1	11	11.0
R. Jackson	1-0	18.3	2-8	.250	1-4	.250	2-2	1.000	0	4	4/4.0	2	3-1	0	1	0	7	7.0
T. Bryant	1-0	12.0	0-3	.000	0-0	.000	2-2	1.000	4	2	6/6.0	0	2-1	0	2	0	2	2.0
D. Jordan	1-0	5.9	1-1	1.000	0-0	.000	0-0	.000	0	2	2/2.0	1	3-0	0	0	2	2	2.0
C. Braun	2-0	9.1	0-0	.000	0-0	.000	1-2	.500	1	1	2/1.0	0	2-1	0	1	0	1	0.5
Z. Nnaji	1-0	6.7	0-1	.000	0-1	.000	0-0	.000	0	0	0/0.0	0	1-1	0	1	0	0	0.0
D. Reed	1-0	1.3	0-0	.000	0-0	.000	0-0	.000	0	1	1/1.0	0	0-0	0	0	0	0	0.0
I. Smith	1-0	1.3	0-0	.000	0-0	.000	0-0	.000	0	0	0/0.0	0	0-0	0	0	0	0	0.0
TEAM	23-10	480.0	82-165	.497	34-71	.479	38-46	.826	31	65	96/48.0	58	43-39	12	28	8	236	118.0

2022-23 CLEVELAND STATISTICS VS. DENVER

PLAYER	GP-GS	MIN	FG-ATT	FG%	3FG-ATT	3FG%	FT-FTA	FT%	OFF	DEF	TOT/AVG	AST	PF-D	STL	TO	BLK	PTS	AVG
D. Garland	2-2	69.9	15-40	.375	2-12	.167	11-14	.786	1	4	5/2.5	13	5-11	2	3	0	43	21.5
E. Mobley	2-2	71.9	18-32	.563	2-6	.333	5-11	.455	4	14	18/9.0	5	8-7	2	2	4	43	21.5
C. LeVert	2-1	64.9	11-18	.611	3-6	.500	3-5	.600	1	7	8/4.0	12	4-2	0	2	1	28	14.0
J. Allen	2-2	65.5	10-21	.476	0-1	.000	7-10	.700	12	10	22/11.0	3	5-9	2	2	1	27	13.5
D. Mitchell	1-1	35.4	9-22	.409	2-7	.286	2-2	1.000	1	2	3/3.0	3	3-4	4	2	0	22	22.0
C. Osman	2-0	54.7	8-18	.444	4-12	.333	0-2	.000	1	2	3/1.5	5	3-3	2	1	0	20	10.0
L. Stevens	2-0	27.1	4-9	.444	0-2	.000	3-3	1.000	3	2	5/2.5	1	1-2	2	1	1	11	5.5
K. Love	1-0	23.8	3-6	.500	1-2	.500	3-3	1.000	3	3	6/6.0	4	2-2	1	1	0	10	10.0
Raul Neto	1-0	20.3	2-4	.500	2-4	.500	0-0	.000	0	1	1/1.0	5	1-2	0	0	0	6	6.0
I. Okoro	2-2	37.6	2-6	.333	0-0	.000	1-2	.500	5	2	7/3.5	3	5-1	2	1	0	5	2.5
D. Wade	1-0	7.7	1-2	.500	0-0	.000	0-0	.000	0	3	3/3.0	0	2-0	0	1	0	2	2.0
Robin Lopez	1-0	1.3	0-0	.000	0-0	.000	0-0	.000	0	0	0/0.0	0	0-0	0	0	0	0	0.0
TEAM	19-10	479.9	83-178	.466	16-52	.308	35-52	.673	31	50	81/40.5	54	39-43	17	16	7	217	108.5

2023-24 VS NUGGETS

Nov. 19 at Cleveland
 Mar. 31 at Denver

2022-23 SEASON

51-31 (.622)
 in Central

PLAYOFFS

Lost to New York, 4-1





DATE	SITE	W/L	SCORE	DATE	SITE	W/L	SCORE	DATE	SITE	W/L	SCORE	DATE	SITE	W/L	SCORE	DATE	SITE	W/L	SCORE
11/10/96	CLE	L	79-108	1/17/03	DEN	W	97-80	11/13/08	CLE	L	99-110	11/7/14	DEN	L	101-110	3/7/20	CLE	L	102-104
1/16/97	DEN	W	88-87*	11/5/03	CLE	W	93-89	12/19/08	DEN	L	88-105	11/17/14	CLE	W	106-97	2/10/21	DEN	W	133-95
12/10/97	CLE	L	83-102	12/2/03	DEN	W	115-103	1/8/10	DEN	W	99-97	12/29/15	DEN	L	87-93	2/19/21	CLE	W	120-103
1/16/98	DEN	L	74-99	12/2/04	DEN	L	73-92	2/18/10	CLE	W	118-116*	3/21/16	CLE	L	91-124	10/25/21	DEN	L	87-99
2/17/00	CLE	L	101-119	2/11/05	CLE	W	106-101	1/15/11	DEN	W	127-99	2/11/17	CLE	L	109-125	3/18/22	CLE	L	116-119*
3/5/00	DEN	L	92-100	12/15/05	CLE	L	85-94	1/28/11	CLE	W	117-103	3/22/17	DEN	W	126-113	1/6/23	DEN	W	121-108
1/19/01	DEN	W	91-88	1/18/06	DEN	W	90-89	3/7/12	DEN	L	99-100	3/3/18	CLE	W	126-117	2/23/23	CLE	W	115-109
3/24/01	CLE	L	105-117	1/19/07	DEN	W	110-99	1/11/13	DEN	W	98-91	3/7/18	DEN	L	108-113	--	--	--	--
12/8/01	CLE	L	99-109	3/25/07	CLE	W	105-93	2/9/13	CLE	W	111-103	11/1/18	CLE	W	110-91	--	--	--	--
1/10/02	DEN	W	96-91	11/12/07	DEN	W	122-100	12/4/13	CLE	L	88-98	1/19/19	DEN	W	124-102	--	--	--	--
12/14/02	CLE	L	104-111	2/10/08	CLE	W	113-83	1/17/14	DEN	L	109-117	1/11/20	DEN	L	103-111	--	--	--	--

* overtime





DALLAS MAVERICKS



Governor Mark Cuban
 President of Basketball Operations/General Manager Nico Harrison
 Assistant General Manager/VP of Basketball Operations Michael Finley
 Assistant General Manager Matt Riccardi
 Head Coach Jason Kidd
 Assistant Coaches ... Sean Sweeney, Jared Dudley, Alex Jensen, Eric Hughes, Darrell Armstrong, Josh Broghamer, Marko Milic, God Shammgod, Keith Veney
 Head Athletic Trainer Dionne Calhoun
 Arena (Capacity) American Airlines Center (19,200)
 Address 2500 Victory Ave, Dallas, TX 75219
 TV Bally Sports Southwest - Mark Followill, Derek Harper, Devin Harris, Jeff "Skin" Wade
 Radio 97.1 FM the Freak - Chuck Cooperstein, Brad Davis
 Spanish Radio Univision 99.1 FM - Victor Villaiba
 Team Colors Royal Blue, Navy, Silver and Black

DALLAS PR STAFF

Director, Basketball Communications
 Alan Rakowski (alan.rakowski@dallasmavs.com)

Manager, Basketball Communications
 Kristen Deahl (kristin.deahl@dallasmavs.com)

2022-23 SEASON SERIES RESULTS

Nov.18 @ Dallas Dallas, 127-99
 Nov.20 @ Dallas Denver, 98-97
 Dec.6 vs. Denver Dallas, 116-115
 Feb.15 vs. Denver Denver, 118-109

2022-23 REGULAR SEASON VS. MAVERICKS

DATE	SITE	TIME/RESULT
Nov.18	Dallas	L, 99-127
Nov.20	Dallas	W, 98-97
Dec.6	Denver	L, 115-116
Feb.15	Denver	W, 118-109

2021-22 REGULAR SEASON VS. MAVERICKS

DATE	SITE	RESULT
Oct.29	Denver	W, 106-75
Nov.15	Dallas	L, 101-111
Jan.3	Dallas	L, 89-103

SERIES HISTORY VS. MAVERICKS

	ALL-TIME	STREAKS	LAST WIN	LAST LOSS
Overall	90-96	Won 1	Feb.15	Dec.6
Home	58-36	Won 1	Feb.15	Dec.6
Road	32-60	Won 1	Nov.20	Nov.18

2022-23 DENVER STATISTICS VS. DALLAS

PLAYER	GP-GS	MIN	FG-ATT	FG%	3FG-ATT	3FG%	FT-FTA	FT%	OFF	DEF	TOT/AVG	AST	PF-D	STL	TO	BLK	PTS	AVG
N. Hyland	3-0	91.8	22-52	.423	11-29	.379	11-11	1.000	3	6	9/3.0	17	7-12	4	7	2	66	22.0
K. Caldwell-Pope	4-4	133.2	18-40	.450	9-21	.429	8-8	1.000	2	13	15/3.8	11	5-11	6	10	2	53	13.3
B. Brown	4-4	124.8	20-42	.476	4-12	.333	8-8	1.000	2	15	17/4.3	26	12-8	5	4	2	52	13.0
J. Green	4-2	75.9	21-31	.677	3-8	.375	2-4	.500	0	5	5/1.3	5	7-4	1	4	1	47	11.8
M. Porter Jr.	3-3	88.0	18-42	.429	7-20	.350	3-7	.429	1	12	13/4.3	3	6-3	2	4	3	46	15.3
N. Jokic	2-2	68.2	13-22	.591	0-3	.000	7-9	.778	1	20	21/10.5	18	3-11	2	8	1	33	16.5
V. Cancar	4-1	66.0	11-22	.500	2-8	.250	3-3	1.000	2	9	11/2.8	5	9-3	3	5	0	27	6.8
A. Gordon	1-1	31.5	10-13	.769	2-2	1.000	5-7	.714	4	4	8/8.0	2	2-5	1	2	0	27	27.0
C. Braun	4-0	72.3	7-17	.412	3-6	.500	2-5	.400	3	9	12/3.0	4	13-3	1	1	0	19	4.8
D. Jordan	2-2	54.2	7-8	.875	0-0	.000	0-2	.000	6	18	24/12.0	3	4-3	2	4	1	14	7.0
J. Murray	1-1	30.3	2-11	.182	0-5	.000	7-9	.778	0	2	2/2.0	5	5-10	1	2	0	11	11.0
Z. Nnaji	3-0	51.0	5-7	.714	1-1	1.000	0-0	.000	2	0	2/0.7	3	5-3	0	2	2	11	3.7
T. Bryant	1-0	13.9	3-5	.600	0-1	.000	2-3	.667	2	3	5/5.0	0	1-3	0	1	0	8	8.0
D. Reed	2-0	30.1	2-7	.286	1-3	.333	3-4	.750	1	7	8/4.0	3	2-2	1	1	1	8	4.0
I. Smith	1-0	18.7	4-7	.571	0-0	.000	0-0	.000	0	5	5/5.0	5	1-0	0	1	0	8	8.0
P. Watson	2-0	5.3	0-2	.000	0-1	.000	0-0	.000	0	0	0/0.0	0	0-1	0	0	0	0	0.0
J. White	2-0	4.8	0-2	.000	0-0	.000	0-0	.000	2	0	2/1.0	0	0-0	0	0	0	0	0.0
TEAM	43-20	959.9	163-330	.494	43-120	.358	61-80	.763	31	128	159/39.8	110	82-82	29	56	15	430	107.5

2022-23 DALLAS STATISTICS VS. DENVER

PLAYER	GP-GS	MIN	FG-ATT	FG%	3FG-ATT	3FG%	FT-FTA	FT%	OFF	DEF	TOT/AVG	AST	PF-D	STL	TO	BLK	PTS	AVG
L. Dončić	4-4	142.8	35-77	.455	11-32	.344	33-42	.786	2	33	35/8.8	40	6-26	6	13	1	114	28.5
C. Wood	4-0	91.9	25-39	.641	4-11	.364	10-12	.833	3	22	25/6.3	7	7-13	2	5	2	64	16.0
T. Hardaway Jr.	3-1	76.2	10-27	.370	9-19	.474	15-18	.833	2	8	10/3.3	8	7-11	5	4	1	44	14.7
S. Dinwiddie	3-3	86.6	13-29	.448	5-13	.385	8-8	1.000	0	5	5/1.7	16	5-6	2	5	1	39	13.0
J. Green	4-1	94.0	13-25	.520	8-15	.533	2-3	.667	2	5	7/1.8	3	12-5	0	5	0	36	9.0
D. Powell	4-4	74.8	14-15	.933	0-0	.000	4-7	.571	8	15	23/5.8	5	10-8	3	4	1	32	8.0
D. Finney-Smith	3-3	101.3	10-24	.417	7-18	.389	1-2	.500	2	6	8/2.7	6	7-2	5	2	1	28	9.3
J. McGee	3-0	37.2	8-12	.667	0-0	.000	1-4	.250	0	8	8/2.7	1	5-5	0	3	4	17	5.7
R. Bullock Jr.	4-3	100.4	6-18	.333	4-16	.250	0-0	.000	1	11	12/3.0	5	7-0	2	4	1	16	4.0
D. Bertāns	2-0	18.8	5-9	.556	4-7	.571	1-1	1.000	0	2	2/1.0	2	5-1	0	1	0	15	7.5
M. Wright IV	1-0	12.9	4-4	1.000	2-2	1.000	1-1	1.000	0	0	0/0.0	4	1-1	0	0	0	11	11.0
A. Lawson	1-0	12.4	4-6	.667	2-3	.667	0-0	.000	1	1	2/2.0	0	1-0	1	0	0	10	10.0
M. Kleber	1-0	26.5	4-6	.667	1-3	.333	0-0	.000	0	3	3/3.0	0	4-2	0	1	1	9	9.0
J. Hardy	1-0	24.4	2-8	.250	2-4	.500	2-2	1.000	0	2	2/2.0	2	1-1	1	1	0	8	8.0
F. Ntilikina	2-1	31.3	3-7	.429	0-4	.000	0-0	.000	0	2	2/1.0	2	1-1	1	2	0	6	3.0
F. Campazzo	1-0	4.4	0-0	.000	0-0	.000	0-0	.000	0	0	0/0.0	0	0-0	0	0	0	0	0.0
T. Pinson	2-0	24.1	0-5	.000	0-2	.000	0-0	.000	1	1	2/1.0	4	3-0	0	0	0	0	0.0
TEAM	43-20	960.0	156-311	.502	59-149	.396	78-100	.780	22	124	146/36.5	105	82-82	28	49	13	449	112.3





2023-24 VS NUGGETS	2022-23 SEASON	PLAYOFFS
--------------------	----------------	----------

Nov. 3 at Denver
 Dec. 18 at Denver
 Mar. 17 at Dallas

38-44 (.463)
 in Southwest

Did not qualify

DATE	SITE	W/L	SCORE	DATE	SITE	W/L	SCORE	DATE	SITE	W/L	SCORE	DATE	SITE	W/L	SCORE	DATE	SITE	W/L	SCORE
10/15/80	DEN	W	133-96	1/9/87	DAL	W	115-113	4/15/94	DAL	L	97-99	1/16/04	DEN	L	98-91	11/23/13	DEN	W	102-100
11/28/80	DAL	W	119-117*	1/29/87	DEN	L	102-132	11/8/94	DAL	W	115-107	1/31/04	DAL	W	107-102	11/25/13	DAL	W	110-96
12/10/80	DEN	W	116-107	3/4/87	DAL	L	107-115	11/26/94	DEN	L	123-124*	11/21/04	DEN	W	110-82	3/5/14	DEN	W	115-110
12/26/80	DAL	L	111-119	11/28/87	DEN	W	106-98	12/1/94	DAL	W	89-80	12/26/04	DEN	L	88-102	3/21/14	DAL	L	106-122
3/20/81	DAL	L	125-126	12/5/87	DAL	L	96-109	1/12/95	DEN	W	94-78	1/23/05	DAL	L	93-95	1/14/15	DEN	W	114-107
3/25/81	DEN	L	115-126	2/3/88	DEN	W	115-105	3/7/95	DAL	W	99-96	11/15/05	DAL	L	80-83	1/16/15	DAL	L	89-97
11/25/81	DEN	W	139-133	2/29/88	DAL	L	96-123	11/24/95	DAL	W	112-109*	1/6/06	DEN	L	112-114*	4/10/15	DEN	L	143-144**
12/5/81	DAL	L	105-109	4/9/88	DAL	L	109-135	12/26/95	DEN	W	114-102	2/10/06	DEN	L	104-113	11/28/15	DAL	L	81-92
12/26/81	DAL	W	124-117	4/17/88	DEN	W	133-122	2/29/96	DEN	L	120-137	2/10/06	DEN	W	113-104	2/26/16	DAL	L	116-122*
1/15/82	DEN	W	128-113	11/23/88	DAL	L	106-125	4/18/96	DAL	L	98-132	4/2/06	DAL	L	79-103	3/6/16	DEN	W	116-114*
3/31/82	DAL	W	120-119	1/7/89	DEN	W	115-94	11/1/96	DEN	L	91-92	12/9/06	DAL	L	90-105	3/28/16	DEN	L	88-97
4/17/82	DEN	W	130-124	1/18/89	DAL	L	92-102	1/11/97	DAL	L	99-104	12/31/06	DEN	L	85-89	12/12/16	DAL	L	92-112
10/29/82	DEN	L	117-125	2/22/89	DEN	W	109-106	1/18/97	DEN	L	104-107	2/24/07	DAL	L	95-115	12/19/16	DEN	W	117-107
11/13/82	DAL	W	140-130	3/24/89	DAL	W	114-105	4/19/97	DAL	W	100-95	4/6/07	DEN	W	75-71	2/6/17	DEN	W	110-87
11/30/82	DEN	L	129-140	4/23/89	DEN	L	96-113	1/6/98	DAL	L	90-108	4/6/07	DEN	W	75-71	4/11/17	DAL	W	109-91
1/14/83	DAL	L	139-149	11/21/89	DEN	W	111-95	1/31/98	DEN	W	110-98	12/6/07	DAL	W	122-109	12/4/17	DAL	L	105-122
4/8/83	DAL	W	132-115	12/30/89	DAL	L	109-116*	3/25/98	DEN	L	94-105	1/27/08	DAL	L	85-90	1/16/18	DEN	W	105-102
4/15/83	DEN	W	137-126	1/15/90	DEN	W	101-90	4/11/98	DAL	L	81-99	3/27/08	DEN	W	118-105	1/27/18	DEN	W	91-89
11/1/83	DEN	L	124-130	3/3/90	DEN	W	106-89	2/12/99	DEN	W	100-94	1/7/08	DEN	W	108-105	3/6/18	DAL	L	107-118
1/7/84	DEN	W	141-117	3/16/90	DAL	L	97-104	2/25/99	DAL	L	81-90	1/17/08	DEN	W	108-105	12/18/18	DEN	W	126-118
1/15/84	DAL	L	107-126	11/3/90	DAL	L	110-140	3/26/99	DAL	L	79-98	12/15/08	DAL	W	98-88	2/22/19	DAL	W	114-104
2/3/84	DAL	W	114-111	12/22/90	DEN	L	110-119	1/4/00	DEN	W	98-96	1/13/09	DEN	W	99-97	3/14/19	DEN	W	100-99
2/8/84	DEN	L	114-120	3/10/91	DEN	W	124-110	1/29/00	DAL	L	96-107	3/27/09	DAL	W	103-101	3/14/19	DEN	W	100-99
3/24/84	DAL	L	101-119	4/2/91	DAL	L	126-133	2/26/00	DAL	L	96-98	12/27/09	DEN	L	96-104	10/29/19	DEN	L	106-109
12/21/84	DEN	W	116-93	11/19/91	DEN	L	93-96	4/6/00	DEN	L	115-116*	2/9/10	DEN	W	127-91	1/8/20	DAL	W	107-106
1/31/85	DEN	W	121-110	1/16/92	DAL	W	101-90	11/6/00	DEN	L	96-108	3/29/10	DAL	L	93-109	3/11/20	DAL	L	97-113
2/3/85	DAL	L	106-114	2/14/92	DEN	W	105-85	11/25/00	DAL	L	84-108	11/3/10	DEN	L	101-102	1/7/21	DEN	L	117-124**
3/1/85	DAL	W	141-140*	3/29/92	DAL	L	98-105	1/20/01	DAL	L	79-97	11/6/10	DAL	W	103-92	1/25/21	DAL	W	117-113
3/15/85	DEN	W	108-127	4/19/92	DEN	L	92-104	1/27/01	DEN	W	102-100	2/10/11	DEN	W	121-120	3/13/21	DEN	L	103-116
3/18/85	DEN	W	113-111	1/16/93	DEN	W	106-91	11/8/01	DAL	L	91-105	2/10/11	DEN	W	121-120	10/29/21	DEN	W	106-75
11/7/85	DEN	W	131-99	1/21/93	DAL	W	110-94	1/8/02	DAL	L	94-95	4/6/11	DAL	W	104-96	11/15/21	DAL	L	101-111
12/14/85	DAL	L	100-127	2/6/93	DEN	W	111-83	1/24/02	DEN	L	97-104	12/26/11	DAL	W	115-93	1/3/22	DAL	L	89-103
1/7/86	DEN	W	132-110	2/14/93	DAL	W	113-92	3/3/02	DEN	L	110-116*	2/8/12	DEN	L	95-105	11/18/22	DAL	L	99-127
2/12/86	DAL	L	110-117	4/16/93	DAL	L	86-99	12/18/02	DEN	L	75-80	2/15/12	DAL	L	84-102	11/20/22	DAL	W	98-97
2/22/86	DEN	W	113-106	4/21/93	DEN	W	137-112	1/6/03	DAL	L	71-86	3/19/12	DEN	L	95-112	12/6/22	DEN	L	115-116
4/3/86	DAL	L	114-115	12/5/93	DEN	W	115-110	2/1/03	DAL	L	100-122	3/19/12	DEN	L	95-112	2/15/23	DEN	W	118-109
11/14/86	DEN	W	142-138	12/28/93	DAL	W	97-85	3/24/03	DEN	L	96-108	12/28/12	DAL	W	106-85	--	--	--	--
12/19/86	DAL	L	118-141	2/6/94	DEN	W	99-89	11/22/03	DAL	L	101-115	4/4/13	DEN	W	95-94	--	--	--	--
12/26/86	DEN	L	121-123	3/26/94	DEN	W	112-101	11/28/03	DEN	W	113-103	4/12/13	DAL	L	105-108*	--	--	--	--

* overtime





DETROIT PISTONS



Owner Tom Gores
 Vice Chairman Arn Tellem
 General Manager Troy Weaver
 Associate General Manager George David
 Assistant General Manager Tony Leotti
 Head Coach Monty Williams
 Assistant Coaches Mark Bryant, Daniel Burke, Jarrett Jack, Brian Randle, Stephen Scalzi, Stephen Silas
 Assistant/Player Development Coach/Head Coach, Motor City Cruise Jamelle McMillan
 Assistant/Player Development Coach Spencer Rivers
 Senior Director, Medical Sebastien Poirier
 Director of Athletic Training Alex Garland
 Senior Director, Performance Trent Salo
 Head Strength & Conditioning Coach Jordan Sabourin
 Home Court (Capacity) Little Caesars Arena (20,062)
 First Game in Arena October 18, 2017
 Team Colors Red, White, Blue
 Cable Television Bally Sports Detroit - Broadcasters: George Blaha, Greg Kelsner
 Radio 97.1 The Ticket - Broadcasters: Mark Champion, Rick Mahorn, George Blaha

DETROIT PR STAFF

Executive Vice President & Chief Communications Officer
 Kevin Grigg
 Vice President, Public Relations
 Cletus Lewis
 Director, Communications
 Mike Horan
 Manager, Public Relations
 Corey Moore
 Coordinator, Public Relations
 Ben Bagley

2022-23 SEASON SERIES RESULTS

Nov.22 vs. Denver
 Mar.16 @ Detroit
 Detroit, 110-108
 Denver, 119-100

2022-23 REGULAR SEASON VS. PISTONS

DATE	SITE	TIME/RESULT
Nov.22	Denver	L, 108-110
Mar.16	Detroit	W, 119-100

2021-22 REGULAR SEASON VS. PISTONS

DATE	SITE	RESULT
Jan.23	Denver	W, 117-111
Jan.25	Detroit	W, 110-105

SERIES HISTORY VS. PISTONS

	ALL-TIME	STREAKS	LAST WIN	LAST LOSS
Overall	44-52	Won 1	Mar.16	Nov.22
Home	29-20	Lost 1	Jan.23	Nov.22
Road	15-32	Won 3	Mar.16	Feb.2

2022-23 DENVER STATISTICS VS. DETROIT

PLAYER	GP-GS	MIN	FG-ATT	FG%	3FG-ATT	3FG%	FT-FTA	FT%	OFF	DEF	TOT/AVG	AST	PF-D	STL	TO	BLK	PTS	AVG
N. Jokic	2-2	70.2	26-34	.765	0-1	.000	9-14	.643	6	13	19/9.5	19	5-14	2	6	2	61	30.5
M. Porter Jr.	2-2	61.4	13-29	.448	2-11	.182	5-6	.833	3	10	13/6.5	3	1-4	0	1	5	33	16.5
A. Gordon	2-2	57.4	13-19	.684	1-3	.333	5-11	.455	8	7	15/7.5	2	3-7	1	4	1	32	16.0
K. Caldwell-Pope	2-2	59.6	11-25	.440	6-12	.500	2-3	.667	1	2	3/1.5	3	6-4	5	1	2	30	15.0
J. Murray	2-2	73.1	10-27	.370	2-7	.286	7-8	.875	1	6	7/3.5	18	5-5	2	6	1	29	14.5
B. Brown	2-0	51.6	7-16	.438	1-3	.333	1-2	.500	1	8	9/4.5	9	4-2	4	3	2	16	8.0
C. Braun	2-0	23.8	3-6	.500	1-2	.500	2-2	1.000	1	3	4/2.0	0	3-1	2	0	1	9	4.5
Z. Nnaji	1-0	19.5	4-6	.667	0-0	.000	0-0	.000	3	1	4/4.0	0	1-1	0	1	0	8	8.0
T. Bryant	1-0	14.2	1-3	.333	0-0	.000	1-1	1.000	3	1	4/4.0	0	2-1	0	1	0	3	3.0
J. Green	1-0	18.2	1-2	.500	0-1	.000	1-2	.500	0	4	4/4.0	1	1-2	0	1	0	3	3.0
N. Hyland	1-0	9.3	1-5	.200	0-3	.000	0-0	.000	0	0	0/0.0	0	0-1	0	0	0	2	2.0
D. Jordan	1-0	11.3	0-2	.000	0-0	.000	1-2	.500	1	3	4/4.0	2	3-2	0	1	1	1	1.0
V. Cancar	1-0	1.3	0-0	.000	0-0	.000	0-0	.000	0	1	1/1.0	0	0-0	0	0	0	0	0.0
D. Reed	1-0	8.2	0-1	.000	0-0	.000	0-0	.000	0	2	2/2.0	0	2-0	0	1	0	0	0.0
I. Smith	1-0	1.0	0-0	.000	0-0	.000	0-0	.000	0	0	0/0.0	0	0-0	0	0	0	0	0.0
TEAM	22-10	479.9	90-175	.514	13-43	.302	34-51	.667	28	61	89/44.5	57	36-44	16	26	15	227	113.5

2022-23 DETROIT STATISTICS VS. DENVER

PLAYER	GP-GS	MIN	FG-ATT	FG%	3FG-ATT	3FG%	FT-FTA	FT%	OFF	DEF	TOT/AVG	AST	PF-D	STL	TO	BLK	PTS	AVG
B. Bogdanovic	1-1	35.3	8-17	.471	1-5	.200	5-6	.833	2	7	9/9.0	4	1-5	0	3	0	22	22.0
A. Burks	1-0	20.6	7-13	.538	2-5	.400	5-6	.833	0	0	0/0.0	2	2-5	3	3	0	21	21.0
J. Ivey	2-2	61.1	7-26	.269	3-9	.333	4-8	.500	2	6	8/4.0	11	5-8	1	8	0	21	10.5
R. McGruder	1-1	34.2	7-15	.467	6-10	.600	0-0	.000	2	6	8/8.0	3	2-1	3	0	1	20	20.0
J. Duren	2-0	53.0	9-13	.692	0-1	.000	1-4	.250	9	11	20/10.0	6	7-3	4	3	0	19	9.5
K. Hayes	2-2	62.6	8-21	.381	1-8	.125	2-2	1.000	1	1	2/1.0	16	8-3	1	8	2	19	9.5
C. Joseph	2-0	48.6	5-15	.333	4-6	.667	4-5	.800	1	1	2/1.0	6	4-5	1	3	0	18	9.0
K. Knox II	1-0	24.6	8-11	.727	1-4	.250	0-0	.000	1	7	8/8.0	1	3-0	1	1	0	17	17.0
M. Bagley III	1-1	22.2	7-8	.875	0-0	.000	0-0	.000	2	1	3/3.0	0	2-2	0	1	2	14	14.0
J. Wiseman	1-1	29.9	7-14	.500	0-0	.000	0-0	.000	3	6	9/9.0	1	3-0	0	2	0	14	14.0
E. Omoruyi	1-1	25.9	5-9	.556	1-3	.333	0-0	.000	1	2	3/3.0	1	4-1	1	1	0	11	11.0
H. Diallo	1-0	15.6	3-5	.600	0-1	.000	0-0	.000	1	1	2/2.0	0	2-2	0	0	0	6	6.0
I. Livers	1-1	24.4	2-3	.667	1-2	.500	0-0	.000	0	2	2/2.0	0	1-0	0	0	3	5	5.0
R. Hampton	1-0	15.4	1-3	.333	0-1	.000	1-1	1.000	0	1	1/1.0	0	0-1	0	0	0	3	3.0
B. Boehm	1-0	6.8	0-0	.000	0-0	.000	0-0	.000	0	0	0/0.0	0	0-0	0	0	0	0	0.0
TEAM	19-10	480.0	84-173	.486	20-55	.364	22-32	.688	25	52	77/38.5	51	44-36	15	33	8	210	105.0





2023-24 VS NUGGETS	2022-23 SEASON	PLAYOFFS
--------------------	----------------	----------

Nov. 20 at Detroit Jan. 7 at Denver	17-65 (.207) in Central	Did not qualify
--	----------------------------	-----------------

DATE	SITE	W/L	SCORE	DATE	SITE	W/L	SCORE	DATE	SITE	W/L	SCORE	DATE	SITE	W/L	SCORE	DATE	SITE	W/L	SCORE
11/13/96	DET	L	94-95*	11/16/02	DET	L	53-74	1/9/09	DEN	L	90-93	10/29/14	DEN	W	89-79	2/25/20	DEN	W	115-98
3/13/97	DEN	L	82-102	3/6/04	DEN	L	66-97	3/3/09	DET	L	95-100	2/6/15	DET	L	88-98	4/6/21	DEN	W	134-119
12/9/97	DET	L	83-92	3/19/04	DET	L	75-94	12/10/09	DET	L	99-101	1/23/16	DEN	W	104-101	5/14/21	DET	W	104-91
1/21/98	DEN	L	67-87	11/11/04	DEN	W	117-109	2/26/10	DEN	W	107-102	2/10/16	DET	W	103-92	1/23/22	DEN	W	117-111
12/1/99	DEN	W	100-96	1/26/05	DET	L	70-87	1/26/11	DET	W	109-100	11/5/16	DET	L	86-103	1/25/22	DET	W	110-105
3/8/00	DET	L	116-130	11/23/05	DET	L	89-114	3/12/11	DEN	W	131-101	11/12/16	DEN	L	95-106	11/22/22	DEN	L	108-110
12/20/00	DEN	W	108-106	3/1/06	DEN	W	98-87	3/21/12	DEN	W	116-115	12/12/17	DET	W	103-84	3/16/23	DET	W	119-100
2/6/01	DET	L	83-94	3/9/07	DEN	L	82-95	11/6/12	DEN	W	109-97	3/15/18	DEN	W	120-113	--	--	--	--
3/18/02	DEN	L	91-98	3/26/07	DET	L	109-113*	12/11/12	DET	W	101-94	2/4/19	DET	L	103-129	--	--	--	--
3/31/02	DET	L	82-86	2/25/08	DEN	L	93-98	2/8/14	DET	L	109-126	3/26/19	DEN	W	95-92	--	--	--	--
11/7/02	DEN	L	63-89	3/18/08	DET	L	120-136	3/19/14	DEN	W	118-109	2/2/20	DET	L	123-128*	--	--	--	--

* overtime





GOLDEN STATE WARRIORS



Co-Executive Chairman & CEO Joe Lacob
 General Manager Mike Dunleavy Jr.
 Head Coach Steve Kerr
 Assistant Coaches Ron Adams, Kenny Atkinson, Chris DeMarco, Bruce Fraser, DeJan Milojević, Kris Weems
 Vice President, Player Health and Performance Dr. Rick Celebrini
 Director, Medical Services Drew Yoder
 Arena (Capacity) Chase Center (18,064)
 Address 1 Warriors Way, San Francisco, CA 94158
 TV NBC Sports Bay Area - Bob Fitzgerald, Kelenna Azubuike
 Radio KGMZ-FM 95.7 The Game - Tim Roye, Tom Tolbert
 Phone 415-388-0100

GOLDEN STATE PR STAFF

Sr. Vice President, Communications
 Raymond Ridder (ridders@warriors.com)

Sr. Director, Public Relations
 Brett Winkler (bwinkler@warriors.com)

Director, Basketball Communications
 Michael Ravina (mravina@warriors.com)

Director, Publications & Statistical Information
 Darryl Arata (darata@warriors.com)

Manager, Public Relations
 Cole Lawrence (clawrence@warriors.com)

2022-23 SEASON SERIES RESULTS

Oct.21 @ Golden State
 Feb.2 vs. Denver
 Apr.2 vs. Denver

Denver, 128-123
 Denver, 134-117
 Denver, 112-110

2022-23 REGULAR SEASON VS. WARRIORS

DATE	SITE	TIME/RESULT
Oct.21	Golden State	W, 128-123
Feb.2	Denver	W, 134-117
Apr.2	Denver	W, 112-110

2021-22 REGULAR SEASON VS. WARRIORS

DATE	SITE	RESULT
Dec.28	Golden State	W, 89-86
Feb.16	Golden State	W, 117-116
Mar.7	Denver	W, 131-124
Mar.10	Denver	L, 102-113

SERIES HISTORY VS. WARRIORS

	ALL-TIME	STREAKS	LAST WIN	LAST LOSS
Overall	103-85	Won 3	Apr.2	Mar.10
Home	69-25	Won 2	Apr.2	Mar.10
Road	34-60	Won 3	Oct.21	Apr.23

2022-23 DENVER STATISTICS VS. GOLDEN STATE

PLAYER	GP-GS	MIN	FG-ATT	FG%	3FG-ATT	3FG%	FT-FTA	FT%	OFF	DEF	TOT/AVG	AST	PF-D	STL	TO	BLK	PTS	AVG
M. Porter Jr.	3-3	88.9	22-41	.537	14-27	.519	5-6	.833	4	14	18/6.0	2	9-5	2	2	1	63	21.0
J. Murray	2-2	71.8	22-44	.500	6-19	.316	9-11	.818	1	7	8/4.0	16	5-14	3	4	2	59	29.5
B. Brown	3-1	93.1	19-30	.633	6-8	.750	7-11	.636	3	6	9/3.0	10	8-8	4	5	1	51	17.0
N. Jokic	2-2	67.1	16-26	.615	1-2	.500	15-16	.938	5	21	26/13.0	26	4-16	1	8	1	48	24.0
K. Caldwell-Pope	3-3	86.0	16-34	.471	4-12	.333	2-2	1.000	3	8	11/3.7	3	8-7	6	7	1	38	12.7
A. Gordon	2-2	67.7	11-30	.367	0-9	.000	1-2	.500	7	6	13/6.5	10	4-3	2	5	0	23	11.5
J. Green	3-1	59.1	7-16	.438	3-8	.375	3-3	1.000	1	6	7/2.3	4	3-3	0	2	1	20	6.7
V. Cancar	2-1	35.7	7-11	.636	3-5	.600	0-0	.000	1	2	3/1.5	5	3-1	2	0	0	17	8.5
C. Braun	3-0	57.8	7-19	.368	1-7	.143	0-0	.000	4	11	15/5.0	7	3-0	7	1	0	15	5.0
N. Hyland	1-0	19.3	4-10	.400	1-3	.333	5-6	.833	0	0	0/0.0	5	3-3	0	3	0	14	14.0
D. Jordan	1-0	13.6	4-4	1.000	0-0	.000	1-2	.500	3	2	5/5.0	0	1-2	0	2	1	9	9.0
P. Watson	2-0	21.9	4-6	.667	0-0	.000	0-0	.000	3	2	5/2.5	0	2-1	0	0	3	8	4.0
Z. Nnaji	1-0	17.2	1-2	.500	0-1	.000	3-3	1.000	1	2	3/3.0	0	3-3	1	1	0	5	5.0
R. Jackson	1-0	7.1	1-2	.500	1-1	1.000	0-0	.000	0	1	1/1.0	0	1-0	0	1	0	3	3.0
D. Reed	2-0	12.4	0-1	.000	0-0	.000	1-2	.500	0	2	2/1.0	1	1-2	3	1	0	1	0.5
I. Smith	1-0	1.4	0-0	.000	0-0	.000	0-0	.000	0	0	0/0.0	0	0-0	0	0	0	0	0.0
TEAM	32-15	719.9	141-276	.511	40-102	.392	52-64	.813	36	90	126/42.0	89	58-68	31	42	11	374	124.7

2022-23 GOLDEN STATE STATISTICS VS. DENVER

PLAYER	GP-GS	MIN	FG-ATT	FG%	3FG-ATT	3FG%	FT-FTA	FT%	OFF	DEF	TOT/AVG	AST	PF-D	STL	TO	BLK	PTS	AVG
S. Curry	3-3	106.0	28-67	.418	12-35	.343	15-15	1.000	4	9	13/4.3	13	7-11	0	12	2	83	27.7
J. Poole	3-1	73.4	17-33	.515	4-13	.308	8-10	.800	0	6	6/2.0	15	8-13	5	7	0	46	15.3
K. Thompson	2-2	62.7	15-42	.357	9-26	.346	2-2	1.000	2	7	9/4.5	7	3-2	1	5	0	41	20.5
D. DiVincenzo	3-1	63.1	14-22	.636	6-12	.500	1-1	1.000	5	10	15/5.0	5	6-2	3	6	0	35	11.7
A. Wiggins	2-2	68.7	11-31	.355	4-11	.364	6-10	.600	6	12	18/9.0	5	6-6	3	2	1	32	16.0
J. Kuminga	3-1	62.4	12-16	.750	3-4	.750	3-5	.600	1	9	10/3.3	4	4-6	2	2	0	30	10.0
J. Wiseman	2-0	32.8	7-9	.778	0-0	.000	6-6	1.000	1	6	7/3.5	1	6-4	1	1	0	20	10.0
D. Green	2-2	63.2	6-13	.462	1-4	.250	4-4	1.000	4	8	12/6.0	16	11-4	3	5	2	17	8.5
K. Looney	3-3	69.4	5-12	.417	0-0	.000	3-4	.750	8	13	21/7.0	7	9-3	1	3	2	13	4.3
J. Green	2-0	39.5	4-9	.444	2-5	.400	1-2	.500	2	7	9/4.5	6	4-2	1	3	1	11	5.5
T. Jerome	1-0	23.6	4-10	.400	1-6	.167	0-0	.000	0	1	1/1.0	3	2-1	1	1	2	9	9.0
A. Lamb	1-0	15.2	2-4	.500	0-2	.000	4-4	1.000	3	5	8/8.0	0	1-2	1	2	1	8	8.0
M. Moody	2-0	28.9	1-8	.125	1-6	.167	0-0	.000	2	1	3/1.5	2	0-2	1	1	0	3	1.5
G. Payton II	1-0	11.3	1-2	.500	0-0	.000	0-0	.000	1	1	2/2.0	1	1-0	0	0	0	2	2.0
TEAM	30-15	719.9	127-278	.457	43-124	.347	53-63	.841	39	95	134/44.7	85	68-58	23	50	11	350	116.7





2023-24 VS NUGGETS	2022-23 SEASON	PLAYOFFS
--------------------	----------------	----------

Nov. 8 at Denver Dec. 25 at Denver Jan. 4 at San Francisco Feb. 25 at San Francisco	44-38 (.537) in Pacific	Defeated Sacramento, 4-3 Lost to LA Lakers, 4-2
--	----------------------------	--

DATE	SITE	W/L	SCORE	DATE	SITE	W/L	SCORE	DATE	SITE	W/L	SCORE	DATE	SITE	W/L	SCORE	DATE	SITE	W/L	SCORE
11/8/96	DEN	W	94-91	12/22/01	DEN	L	101-105	11/24/06	DEN	W	140-129	11/10/12	GSW	W	107-101**	1/8/18	GSW	L	114-124
12/3/96	GSW	L	99-114	2/27/02	GSW	L	93-110	2/12/07	DEN	W	123-111	11/23/12	DEN	W	102-91	2/3/18	DEN	W	115-108
4/10/97	GSW	L	107-109*	4/5/02	GSW	L	104-108	3/7/07	GSW	L	96-110	11/29/12	GSW	L	105-106	10/21/18	DEN	W	100-98
4/14/97	DEN	L	93-103	4/12/02	DEN	W	97-89	12/28/07	GSW	W	124-120	1/13/13	DEN	W	116-105	1/15/19	DEN	L	111-142
12/23/97	GSW	L	75-87	11/29/02	DEN	L	82-92	12/30/07	DEN	L	95-105	12/23/13	DEN	L	81-89	3/8/19	GSW	L	105-122
12/26/97	DEN	L	69-81	12/3/02	GSW	L	89-110	3/29/08	DEN	W	119-112	1/15/14	GSW	W	123-116	4/2/19	GSW	L	102-116
2/20/98	GSW	L	88-95	2/24/03	DEN	L	89-94	4/10/08	GSW	W	114-105	4/10/14	GSW	W	100-99	1/16/20	GSW	W	134-131*
3/27/98	DEN	W	97-89	4/6/03	GSW	L	99-106	11/5/08	GSW	L	101-111	4/16/14	DEN	L	112-116	3/3/20	DEN	L	100-116
4/12/99	DEN	L	96-104	12/3/03	GSW	W	117-109	12/13/08	DEN	W	123-105	1/19/15	GSW	L	79-122	1/14/21	DEN	W	114-104
4/15/99	GSW	L	79-85	12/5/03	DEN	W	98-91	3/28/09	DEN	W	129-116	3/13/15	DEN	W	114-103	4/12/21	GSW	L	107-116
4/23/99	DEN	W	96-84	12/28/03	DEN	W	103-79	12/1/09	DEN	W	135-107	4/15/15	GSW	L	126-133	4/23/21	GSW	L	97-118
4/24/99	GSW	L	74-93	2/6/04	GSW	L	87-96	1/5/10	DEN	W	123-122	11/6/15	DEN	L	104-119	12/28/21	GSW	W	89-86
2/4/00	GSW	L	101-103	12/27/04	GSW	L	101-104	1/20/10	GSW	W	123-118*	11/22/15	DEN	L	105-118	2/16/22	GSW	W	117-116
3/3/00	DEN	W	122-88	1/17/05	GSW	L	97-107	2/25/10	GSW	W	127-112	1/2/16	GSW	L	108-111*	3/7/22	DEN	W	131-124
4/9/00	GSW	L	103-117	2/5/05	DEN	W	107-91	11/22/10	GSW	W	106-89	1/13/16	DEN	W	112-110	3/10/22	DEN	L	102-113
4/14/00	DEN	W	105-97	4/11/05	DEN	W	122-106	2/9/11	GSW	L	114-116	11/10/16	DEN	L	101-125	10/21/22	GSW	W	128-123
11/2/00	DEN	W	101-97	12/26/05	GSW	W	118-112	4/11/11	DEN	W	134-111	1/2/17	GSW	L	119-127	2/2/23	DEN	W	134-117
1/3/01	GSW	W	111-100	2/6/06	GSW	L	114-122	2/9/12	DEN	L	101-109	2/13/17	DEN	W	132-110	4/2/23	DEN	W	112-110
3/12/01	GSW	W	84-79	4/8/06	DEN	W	95-92	4/7/12	GSW	L	97-112	11/4/17	DEN	L	108-127	--	--	--	--
4/13/01	DEN	W	108-92	11/22/06	GSW	W	115-112	4/9/12	DEN	W	123-84	12/23/17	GSW	W	96-81	--	--	--	--

* overtime





HOUSTON ROCKETS



Owner Tilman J. Fertitta
 General Manager Rafael Stone
 Head Coach Stephen Silas
 Assistant Coaches John Lucas, Jeff Hornacek, Will Weaver, Rick Higgins, DeSagana Diop
 Medical Director Dr. David Crumie
 Head Athletic Trainer/Director of Athlete Care & Science Jason Biles
 Address Toyota Center, 1510 Polk Street, Houston, TX 77002
 Home Court Toyota Center (18,055) - 2003
 Team Colors Red, black, sliver and white
 Television AT&T SportsNet: Craig Ackerman, Ryan Hollins, Cayleigh Griffin
 Radio KBME (790 AM): Matt Thomas
 Spanish Radio TUDN (1010 AM): Adrian Chavarria
 Phone 713-758-7200
 Twitter @HoustonRockets (@RocketsPR)

HOUSTON PR STAFF

VP, Media and Player Relations
 Tracey Hughes (traceyh@rocketball.com)

Senior Manager, Media Relations
 Sean McCloskey (seanm@rocketball.com)

Manager, Player Relations
 Shakira Wardally (shakiraw@rocketball.com)

Media Relations Coordinator
 Tomorrow Huff (tomorrowh@rocketball.com)

2022-23 SEASON SERIES RESULTS

Nov.28 vs. Denver	Denver, 129-113
Nov.30 vs. Denver	Denver, 120-100
Feb.28 @ Houston	Denver, 133-112
Apr.4 @ Houston	Houston, 124-103

2022-23 REGULAR SEASON VS. ROCKETS

DATE	SITE	TIME/RESULT
Nov.28	Denver	W, 129-113
Nov.30	Denver	W, 120-100
Feb.28	Houston	W, 133-112
Apr.4	Houston	L, 103-124

2021-22 REGULAR SEASON VS. ROCKETS

DATE	SITE	RESULT
Nov.6	Denver	W, 95-94
Jan.1	Houston	W, 124-111
Mar.4	Denver	W, 116-101

SERIES HISTORY VS. ROCKETS

	ALL-TIME	STREAKS	LAST WIN	LAST LOSS
Overall	97-103	Lost 1	Feb.28	Apr.4
Home	61-39	Won 9	Nov.30	Nov.13
Road	36-64	Lost 1	Feb.28	Apr.4

2022-23 DENVER STATISTICS VS. HOUSTON

PLAYER	GP-GS	MIN	FG-ATT	FG%	3FG-ATT	3FG%	FT-FTA	FT%	OFF	DEF	TOT/AVG	AST	PF-D	STL	TO	BLK	PTS	AVG
J. Murray	4-4	97.3	33-52	.635	13-25	.520	12-14	.857	2	8	10/2.5	17	8-12	2	4	1	91	22.8
N. Jokic	4-4	107.4	32-50	.640	3-7	.429	10-13	.769	14	28	42/10.5	34	10-15	3	19	4	77	19.3
B. Brown	4-2	125.8	18-40	.450	10-21	.476	5-5	1.000	1	14	15/3.8	9	8-3	8	3	6	51	12.8
A. Gordon	4-4	98.8	20-33	.606	2-6	.333	6-13	.462	7	18	25/6.3	11	10-12	1	4	5	48	12.0
M. Porter Jr.	2-2	56.2	15-31	.484	9-21	.429	1-2	.500	3	8	11/5.5	3	3-2	1	5	2	40	20.0
K. Caldwell-Pope	4-4	102.7	13-26	.500	6-14	.429	3-4	.750	0	3	3/0.8	10	2-4	5	5	3	35	8.8
D. Jordan	3-0	45.5	10-13	.769	0-0	.000	3-5	.600	7	12	19/6.3	2	5-5	0	4	2	23	7.7
V. Cancar	4-0	73.0	8-16	.500	5-11	.455	1-1	1.000	1	10	11/2.8	8	5-3	3	3	0	22	5.5
R. Jackson	2-0	39.1	7-15	.467	2-6	.333	0-0	.000	0	1	1/0.5	11	4-1	2	1	0	16	8.0
D. Reed	2-0	45.6	5-12	.417	4-10	.400	2-2	1.000	0	5	5/2.5	1	5-3	1	0	1	16	8.0
I. Smith	2-0	49.2	8-19	.421	0-2	.000	0-0	.000	1	6	7/3.5	15	0-1	2	3	3	16	8.0
Z. Nnaji	2-0	20.8	7-12	.583	1-4	.250	0-1	.000	3	1	4/2.0	0	2-1	0	2	0	15	7.5
P. Watson	2-0	20.1	4-8	.500	1-4	.250	1-2	.500	0	3	3/1.5	2	1-1	1	0	1	10	5.0
J. Green	1-0	17.5	2-7	.286	0-2	.000	5-6	.833	2	3	5/5.0	3	2-4	0	1	0	9	9.0
C. Braun	4-0	37.1	3-9	.333	0-2	.000	2-2	1.000	2	4	6/1.5	1	2-2	2	2	0	8	2.0
T. Bryant	1-0	20.3	3-6	.500	0-0	.000	2-4	.500	2	6	8/8.0	0	3-3	0	0	2	8	8.0
J. White	2-0	3.8	0-1	.000	0-0	.000	0-0	.000	0	0	0/0.0	0	1-0	0	0	0	0	0.0
TEAM	47-20	959.9	188-350	.537	56-135	.415	53-74	.716	45	130	175/43.8	127	71-72	31	56	30	485	121.3

2022-23 HOUSTON STATISTICS VS. DENVER





PLAYER	GP-GS	MIN	FG-ATT	FG%	3FG-ATT	3FG%	FT-FTA	FT%	OFF	DEF	TOT/AVG	AST	PF-D	STL	TO	BLK	PTS	AVG
J. Green	4-4	123.7	30-73	.411	9-29	.310	13-17	.765	2	11	13/3.3	19	3-12	2	10	0	82	20.5
A. Sengun	4-4	119.4	25-49	.510	2-10	.200	11-15	.733	10	20	30/7.5	19	15-20	3	11	3	63	15.8
K. Porter Jr.	3-3	95.5	19-44	.432	14-25	.560	3-4	.750	5	8	13/4.3	20	10-5	4	6	1	55	18.3
J. Smith Jr.	4-4	117.0	18-40	.450	6-15	.400	4-5	.800	7	19	26/6.5	5	10-5	2	2	4	46	11.5
K. Martin	4-2	100.7	18-33	.545	2-8	.250	7-11	.636	6	10	16/4.0	6	5-9	2	0	0	45	11.3
T. Eason	4-0	97.0	14-30	.467	2-11	.182	8-9	.889	11	16	27/6.8	5	6-5	5	7	2	38	9.5
J. Christopher	4-0	50.3	12-23	.522	1-5	.200	4-6	.667	2	6	8/2.0	5	2-4	4	4	0	29	7.3
D. Nix	4-1	65.3	11-21	.524	4-12	.333	2-3	.667	1	3	4/1.0	11	4-3	0	7	0	28	7.0
E. Gordon	2-2	46.6	5-14	.357	3-10	.300	0-0	.000	2	0	2/1.0	1	0-1	0	3	0	13	6.5
U. Garuba	4-0	49.6	5-13	.385	1-5	.200	1-2	.500	4	16	20/5.0	2	9-3	2	4	3	12	3.0
T. Washington Jr.	1-0	28.3	5-10	.500	2-5	.400	0-0	.000	0	1	1/1.0	5	0-0	0	1	1	12	12.0
B. Marjanović	2-0	11.1	4-7	.571	0-1	.000	3-3	1.000	0	2	2/1.0	0	1-2	0	0	1	11	5.5
G. Mathews	2-0	35.6	3-10	.300	3-10	.300	0-0	.000	0	3	3/1.5	0	4-1	1	0	0	9	4.5
B. Fernando	2-0	14.8	2-4	.500	0-0	.000	2-2	1.000	2	2	4/2.0	0	3-1	1	2	2	6	3.0
F. Kaminsky	1-0	5.1	0-1	.000	0-1	.000	0-0	.000	0	2	2/2.0	1	0-0	0	0	0	0	0.0
TEAM	45-20	960.0	171-372	.460	49-147	.333	58-77	.753	52	119	171/42.8	99	72-71	26	57	17	449	112.3

2023-24 VS NUGGETS

Nov. 12 at Houston
 Nov. 24 at Houston
 Nov. 29 at Denver

2022-23 SEASON

22-60 (.268)
 in Southwest

PLAYOFFS

Did not qualify

DATE	SITE	W/L	SCORE	DATE	SITE	W/L	SCORE	DATE	SITE	W/L	SCORE	DATE	SITE	W/L	SCORE	DATE	SITE	W/L	SCORE
11/7/96	DEN	L	108-110*	11/6/01	HOU	L	93-99	1/20/07	HOU	W	121-113*	4/16/12	HOU	W	105-102	2/9/18	HOU	L	104-130
1/30/97	HOU	W	113-109	11/9/01	DEN	W	108-81	3/2/07	DEN	L	97-108	11/7/12	HOU	W	93-87	2/25/18	DEN	L	114-119
3/29/97	HOU	L	105-120	1/12/02	HOU	L	86-98	11/24/07	HOU	L	81-109	11/23/13	HOU	W	105-95	11/13/18	DEN	L	99-109
4/1/97	DEN	L	99-116	4/16/02	DEN	W	101-70	12/20/07	DEN	W	112-111**	1/30/13	DEN	W	118-110	1/7/19	HOU	L	113-125
12/2/97	HOU	L	101-112	11/1/02	DEN	L	74-83	3/2/08	HOU	L	89-103	4/6/13	DEN	W	132-114	2/1/19	DEN	W	136-122
1/2/98	DEN	L	115-116*	1/11/03	HOU	L	85-87	4/13/08	DEN	W	111-94	11/16/13	HOU	L	111-122	3/28/19	HOU	L	85-112
4/7/98	DEN	L	87-104	3/29/03	HOU	L	89-102	11/30/08	DEN	W	104-94	4/6/14	HOU	L	125-130*	11/20/19	DEN	W	105-95
4/14/98	HOU	L	88-94	4/16/03	DEN	L	84-89	12/16/08	HOU	L	96-108	4/9/14	DEN	W	123-116	12/31/19	HOU	L	104-130
2/8/99	HOU	L	80-99	10/30/03	HOU	L	85-102	1/19/09	HOU	L	113-115	12/13/14	HOU	L	96-108	12/2/20	HOU	L	105-121
3/9/99	HOU	L	75-84	12/26/03	DEN	W	95-94	3/9/09	DEN	L	95-97	3/7/14	DEN	L	111-115*	1/26/20	DEN	W	117-111
3/17/99	DEN	L	109-114	4/2/04	DEN	W	110-100	12/16/09	DEN	W	111-101	3/7/15	DEN	L	100-114	12/28/20	DEN	W	124-111
5/5/99	DEN	L	88-95	4/9/04	HOU	L	103-106	1/27/10	HOU	W	97-92	3/19/15	HOU	L	108-118	4/16/21	HOU	W	128-99
1/20/00	HOU	L	115-122	11/27/04	HOU	W	82-76	3/15/10	HOU	L	123-125	10/28/15	HOU	W	105-85	4/16/21	DEN	W	129-116
1/28/00	DEN	W	104-98	1/9/05	DEN	L	98-116	10/30/10	HOU	W	107-94	11/13/15	DEN	W	107-98	11/6/21	DEN	W	95-94
2/24/00	HOU	W	106-97	4/16/05	HOU	L	87-115	1/3/11	DEN	W	113-106	12/14/15	DEN	W	114-108	1/1/22	HOU	W	124-111
4/11/00	DEN	L	93-103	12/23/05	DEN	W	108-86	2/7/11	DEN	L	103-108	12/2/16	DEN	L	110-128	3/4/22	DEN	W	116-101
11/30/00	DEN	L	105-109*	1/8/06	HOU	W	92-90	2/14/11	HOU	L	102-121	3/18/17	DEN	L	105-109	11/28/22	DEN	W	129-113
12/16/00	HOU	W	102-100	3/3/06	HOU	L	78-89	2/6/12	DEN	L	90-99	3/20/17	HOU	L	124-125	11/30/22	DEN	W	120-100
1/23/01	DEN	W	105-100	4/17/06	DEN	L	83-86	3/2/12	HOU	W	117-105	4/5/17	HOU	L	104-110	2/28/23	HOU	W	133-112
4/10/01	HOU	W	100-99	1/12/07	DEN	L	86-90	4/15/12	DEN	W	101-86	11/22/17	HOU	L	95-125	4/4/23	HOU	L	103-124

* overtime





INDIANA PACERS



Owner Herbert Simon
 General Manager Steve Simon
 Head Coach Rick Carlisle
 Assistant Coaches Lloyd Pierce, Mike Weinar, Jenny Boucek, Jim Boylen
 Head Athletic Trainer Josh Corbeil
 Arena (Capacity) Gainbridge Fieldhouse (17,923)
 Address 125 S Pennsylvania St, Indianapolis, IN 46204
 TV Bally Sports Indiana - Quinn Buckner, Chris Denari
 Radio 1070 The Fan/93.5 FM - Mark Boyle, Eddie Gill, Pat Boylan

INDIANA PR STAFF

Vice President of Basketball Communications & Media Relations
 Michael Preston (mpreston@pacers.com)

Senior Director of Basketball Communications
 Krissy Myers (kmyers@pacers.com)

Senior Manager of Basketball Communications
 Wes Kaminski (wkaminski@pacers.com)

2022-23 SEASON SERIES RESULTS

Nov.9 @ Indiana
 Jan.20 vs. Denver
 Denver, 122-119
 Denver, 134-111

2022-23 REGULAR SEASON VS. PACERS

DATE	SITE	TIME/RESULT
Nov.9	Indiana	W, 122-119
Jan.20	Denver	W, 134-111

2021-22 REGULAR SEASON VS. PACERS

DATE	SITE	RESULT
Nov.10	Denver	W, 101-98
Mar.30	Indiana	W, 125-118

SERIES HISTORY VS. PACERS

	ALL-TIME	STREAKS	LAST WIN	LAST LOSS
Overall	52-46	Won 6	Jan.20	Jan.19
Home	32-16	Won 3	Jan.20	Jan.19
Road	20-30	Won 4	Nov.9	Mar.24

2022-23 DENVER STATISTICS VS. INDIANA

PLAYER	GP-GS	MIN	FG-ATT	FG%	3FG-ATT	3FG%	FT-FTA	FT%	OFF	DEF	TOT/AVG	AST	PF-D	STL	TO	BLK	PTS	AVG
A. Gordon	2-2	64.8	16-23	.696	2-5	.400	12-18	.667	6	15	21/10.5	12	6-12	1	8	1	46	23.0
M. Porter Jr.	2-2	67.7	15-28	.536	6-15	.400	0-0	.000	2	12	14/7.0	2	1-1	1	1	1	36	18.0
J. Murray	2-2	59.3	10-23	.435	3-4	.750	12-12	1.000	8	10	18/9.0	18	1-7	5	6	0	35	17.5
K. Caldwell-Pope	2-2	57.7	9-14	.643	4-7	.571	2-2	1.000	1	8	9/4.5	3	4-4	5	6	0	24	12.0
N. Jokic	1-1	20.7	10-20	.500	1-3	.333	3-3	1.000	1	3	4/4.0	6	5-4	2	1	1	24	24.0
N. Hyland	2-0	38.5	6-18	.333	4-11	.364	5-5	1.000	0	2	2/1.0	5	3-5	2	4	1	21	10.5
B. Brown	2-0	48.4	8-16	.500	2-5	.400	1-1	1.000	0	5	5/2.5	8	6-2	3	3	2	19	9.5
D. Jordan	2-0	35.4	8-10	.800	0-0	.000	2-2	1.000	1	3	4/2.0	4	1-1	1	5	2	18	9.0
C. Braun	1-0	15.2	4-5	.800	1-1	1.000	1-2	.500	1	1	2/2.0	2	2-1	0	0	1	10	10.0
J. Green	2-0	36.9	4-6	.667	0-2	.000	2-4	.500	1	1	2/1.0	3	9-2	2	1	1	10	5.0
Z. Nnaji	1-1	26.2	2-4	.500	1-1	1.000	2-3	.667	2	1	3/3.0	1	5-2	3	0	1	7	7.0
D. Reed	1-0	4.9	2-2	1.000	2-2	1.000	0-0	.000	0	1	1/1.0	0	0-0	0	0	0	6	6.0
I. Smith	1-0	4.4	0-2	.000	0-0	.000	0-0	.000	0	0	0/0.0	1	0-0	1	1	0	0	0.0
TEAM	21-10	480.0	94-171	.550	26-56	.464	42-52	.808	23	62	85/42.5	65	43-41	26	36	11	256	128.0

2022-23 INDIANA STATISTICS VS. DENVER

PLAYER	GP-GS	MIN	FG-ATT	FG%	3FG-ATT	3FG%	FT-FTA	FT%	OFF	DEF	TOT/AVG	AST	PF-D	STL	TO	BLK	PTS	AVG
B. Mathurin	2-0	56.2	15-27	.556	6-11	.545	13-17	.765	1	3	4/2.0	1	4-11	1	5	0	49	24.5
M. Turner	2-2	48.7	11-22	.500	0-6	.000	7-10	.700	6	12	18/9.0	2	6-9	2	2	5	29	14.5
B. Hield	2-2	58.9	10-22	.455	2-11	.182	4-4	1.000	1	6	7/3.5	3	2-2	1	2	0	26	13.0
T. Haliburton	1-1	33.2	9-15	.600	3-8	.375	0-0	.000	0	1	1/1.0	12	0-0	3	1	0	21	21.0
C. Duarte	1-0	16.8	5-8	.625	1-2	.500	7-8	.875	0	1	1/1.0	1	2-4	2	2	0	18	18.0
I. Jackson	2-0	26.7	6-9	.667	0-1	.000	5-6	.833	4	7	11/5.5	2	3-4	0	3	1	17	8.5
J. Smith	2-1	34.0	6-19	.316	3-9	.333	0-0	.000	2	7	9/4.5	2	5-0	1	2	0	15	7.5
A. Nembhard	2-2	53.8	5-16	.313	2-11	.182	1-1	1.000	0	5	5/2.5	10	7-4	3	9	0	13	6.5
A. Nesmith	2-1	46.1	4-14	.286	3-8	.375	2-2	1.000	2	4	6/3.0	4	3-4	1	4	1	13	6.5
T. McConnell	2-0	35.9	4-7	.571	0-0	.000	2-2	1.000	2	4	6/3.0	10	5-1	1	5	0	10	5.0
J. Johnson	1-0	5.4	1-2	.500	1-1	1.000	3-4	.750	1	2	3/3.0	0	2-2	1	0	0	6	6.0
O. Brissett	2-1	27.4	2-7	.286	0-2	.000	0-0	.000	1	3	4/2.0	2	0-1	0	0	0	4	2.0
T. Taylor	1-0	16.3	2-2	1.000	0-0	.000	0-0	.000	3	0	3/3.0	0	0-0	0	1	0	4	4.0
T. Queen	1-0	7.1	1-6	.167	1-3	.333	0-0	.000	1	0	1/1.0	1	0-0	0	0	0	3	3.0
G. Bitadze	2-0	13.6	1-4	.250	0-1	.000	0-2	.000	3	1	4/2.0	1	2-1	0	3	0	2	1.0
TEAM	25-10	480.0	82-180	.456	22-74	.297	44-56	.786	27	56	83/41.5	51	41-43	16	39	7	230	115.0

2023-24 VS NUGGETS

Jan. 14 at Denver
 Jan. 23 at Indiana

2022-23 SEASON

35-47 (.427)
 in Central

PLAYOFFS

Did not qualify





DATE	SITE	W/L	SCORE	DATE	SITE	W/L	SCORE	DATE	SITE	W/L	SCORE	DATE	SITE	W/L	SCORE	DATE	SITE	W/L	SCORE
1/10/97	DEN	L	89-108	12/7/02	DEN	W	92-81	11/27/07	DEN	L	110-112	2/10/14	IND	L	80-119	1/2/20	IND	W	124-116
2/20/97	IND	L	68-92	12/13/02	IND	L	72-94	1/5/09	DEN	W	135-115	11/14/14	IND	W	108-87	1/19/20	DEN	L	107-115
12/5/97	DEN	L	85-96	11/4/03	IND	L	60-71	3/1/09	IND	L	94-100	12/20/14	DEN	W	76-73	3/4/21	IND	W	113-103
3/1/98	IND	L	63-90	3/7/04	DEN	L	94-103	11/3/09	IND	W	111-93	1/17/16	DEN	W	129-126	3/15/21	DEN	W	121-106
3/2/99	IND	L	81-86	1/29/05	IND	W	95-86	3/5/10	DEN	W	122-114	1/30/16	IND	L	105-109*	1/10/21	DEN	W	101-98
1/6/00	DEN	L	87-102	3/3/05	DEN	W	96-87	11/9/10	IND	L	113-144	1/12/17	DEN	W	140-112	3/30/22	IND	W	125-118
3/7/00	IND	L	89-90	1/4/06	DEN	W	106-86	1/23/11	DEN	W	121-107	3/24/17	IND	W	125-117	1/9/22	IND	W	122-119
2/2/01	IND	L	94-103	3/15/06	IND	W	101-99	2/11/12	IND	W	113-109	12/10/17	IND	L	116-126*	1/20/23	DEN	W	134-111
3/14/01	DEN	W	95-83	12/2/06	DEN	W	121-101	12/7/12	IND	W	92-89	4/3/18	DEN	W	107-104	--	--	--	--
11/28/01	DEN	L	85-99	2/9/07	IND	W	102-95	1/28/13	DEN	W	102-101	3/16/19	DEN	W	102-100	--	--	--	--
12/4/01	IND	L	96-104	11/10/07	IND	W	113-106	1/25/14	DEN	W	109-96	3/24/19	IND	L	88-124	--	--	--	--

* overtime





LA CLIPPERS



Chairman Steve Ballmer
 President, Basketball Operations Lawrence Frank
 General Manager Trent Redden
 Senior Vice President/Assistant General Manager Mark Hughes
 Head Coach Tyronn Lue
 Associate Head Coach Daniel Craig
 Assistant Coaches Jeremy Castleberry, Larry Drew, Shaun Fein, Dahntay Jones, Jay Larranaga, Brendan O'Connor, Brian Shaw
 Chairman of Performance, Health, & Wellness Dr. John Meyer
 Assistant Coach/Vice President of Player Performance Todd Wright
 Director of Medical Services/Head Athletic Trainer Jasen Powell
 Arena Crypto.com Arena (19,060)
 Address 1111 S Figueroa St., Los Angeles, CA 90015
 Television KTLA/SoCal - Brian Sieman
 Radio AM 570 LA Sports - Carlo Jimenez
 Radio (Spanish) ESPN Deportes (1330 AM)
 Team Colors Red, Blue, Silver, Black

LA CLIPPERS PR STAFF

Chief Communications Officer
 Chris Wallace (cwallace@clippers.com)

Director of Communications
 Dennis Rogers (drogers@clippers.com)

Basketball Communications Manager
 Curtis Jackson (cjackson@clippers.com)

Basketball Communications Assistant
 Cooper Dzierzanowski (cdzierzanowski@clippers.com)

2022-23 SEASON SERIES RESULTS

Nov.25 @ LA Clippers Denver, 114-104
 Jan.5 vs. Denver Denver, 122-91
 Jan.13 @ LA Clippers Denver, 115-103
 Feb.26 vs. Denver Denver, 134-124

2022-23 REGULAR SEASON VS. CLIPPERS

DATE	SITE	TIME/RESULT
Nov.25	LA Clippers	W, 114-104
Jan.5	Denver	W, 122-91
Jan.13	LA Clippers	W, 115-103
Feb.26	Denver	W, 134-124 (OT)

2021-22 REGULAR SEASON VS. CLIPPERS

DATE	SITE	RESULT
Dec.26	LA Clippers	W, 103-100
Jan.11	LA Clippers	L, 85-87
Jan.19	Denver	W, 130-128 (OT)
Mar.22	Denver	W, 127-115

SERIES HISTORY VS. CLIPPERS

	ALL-TIME	STREAKS	LAST WIN	LAST LOSS
Overall	106-83	Won 6	Feb.26	Jan.11
Home	71-24	Won 4	Feb.26	Dec.25
Road	35-59	Won 2	Jan.13	Jan.11

2022-23 DENVER STATISTICS VS. LA CLIPPERS

PLAYER	GP-GS	MIN	FG-ATT	FG%	3FG-ATT	3FG%	FT-FTA	FT%	OFF	DEF	TOT/AVG	AST	PF-D	STL	TO	BLK	PTS	AVG
J. Murray	4-4	135.2	32-70	.457	15-34	.441	5-6	.833	5	18	23/5.8	26	6-5	3	9	0	84	21.0
N. Jokic	3-3	98.1	25-42	.595	0-3	.000	21-27	.778	10	26	36/12.0	25	5-25	6	5	1	71	23.7
A. Gordon	4-4	109.8	26-40	.650	4-12	.333	9-13	.692	9	16	25/6.3	17	12-9	2	7	2	65	16.3
M. Porter Jr.	3-3	93.2	25-45	.556	7-21	.333	4-5	.800	1	19	20/6.7	3	5-5	1	2	1	61	20.3
B. Brown	4-1	107.5	14-30	.467	3-12	.250	8-9	.889	1	19	20/5.0	13	9-5	5	4	3	39	9.8
V. Cancar	4-0	84.6	13-27	.481	5-10	.500	8-10	.800	4	12	16/4.0	4	9-6	3	4	2	39	9.8
K. Caldwell-Pope	4-4	128.4	12-25	.480	8-14	.571	5-7	.714	1	6	7/1.8	8	9-4	7	3	1	37	9.3
Z. Nnaji	3-0	58.5	10-16	.625	0-3	.000	8-10	.800	9	6	15/5.0	2	7-8	1	0	2	28	9.3
N. Hyland	2-0	39.5	8-23	.348	4-13	.308	3-3	1.000	0	7	7/3.5	4	1-2	2	0	0	23	11.5
D. Reed	2-0	28.3	3-10	.300	2-6	.333	2-2	1.000	1	4	5/2.5	1	4-1	0	0	1	10	5.0
D. Jordan	1-1	26.5	4-4	1.000	0-0	.000	0-0	.000	0	6	6/6.0	3	1-0	0	3	0	8	8.0
R. Jackson	1-0	19.0	2-6	.333	2-5	.400	1-2	.500	0	0	0/0.0	4	0-1	1	0	1	7	7.0
I. Smith	2-0	22.1	2-5	.400	1-1	1.000	0-0	.000	0	2	2/1.0	4	1-1	0	2	1	5	2.5
C. Braun	3-0	19.4	2-8	.250	0-2	.000	0-2	.000	0	2	2/0.7	0	1-1	1	0	0	4	1.3
T. Bryant	1-0	10.7	1-3	.333	0-0	.000	2-4	.500	0	3	3/3.0	0	3-4	0	2	2	4	4.0
P. Watson	1-0	2.0	0-0	.000	0-0	.000	0-0	.000	0	0	0/0.0	0	0-0	0	0	0	0	0.0
J. White	1-0	2.0	0-2	.000	0-2	.000	0-0	.000	0	0	0/0.0	0	1-0	0	0	0	0	0.0
TEAM	43-20	985.0	179-356	.503	51-138	.370	76-100	.760	41	146	187/46.8	114	74-77	32	41	17	485	121.3

2022-23 LA CLIPPERS STATISTICS VS. DENVER

PLAYER	GP-GS	MIN	FG-ATT	FG%	3FG-ATT	3FG%	FT-FTA	FT%	OFF	DEF	TOT/AVG	AST	PF-D	STL	TO	BLK	PTS	AVG
K. Leonard	3-3	94.9	24-46	.522	3-9	.333	12-14	.857	3	14	17/5.7	8	5-10	2	6	1	63	21.0
N. Powell	4-0	89.4	20-43	.465	7-19	.368	4-9	.444	0	6	6/1.5	7	9-6	3	4	3	51	12.8
M. Morris Sr.	4-4	104.3	20-40	.500	3-13	.231	1-3	.333	1	8	9/2.3	5	8-2	1	4	0	44	11.0
T. Mann	4-2	112.4	18-34	.529	3-12	.250	4-4	1.000	1	10	11/2.8	14	10-4	0	2	0	43	10.8
J. Wall	2-0	53.2	14-22	.636	4-6	.667	7-10	.700	0	7	7/3.5	6	8-6	2	5	0	39	19.5
R. Covington	3-0	58.8	8-17	.471	4-9	.444	8-11	.727	3	13	16/5.3	5	6-6	2	4	4	28	9.3
P. George	2-2	49.2	7-22	.318	1-9	.111	11-11	1.000	0	7	7/3.5	5	3-7	1	3	1	26	13.0
I. Zubac	3-3	72.8	6-15	.400	0-0	.000	8-8	1.000	5	16	21/7.0	1	5-7	1	3	1	20	6.7
M. Brown	3-0	35.4	8-9	.889	0-0	.000	3-13	.231	4	12	16/5.3	1	2-7	0	1	1	19	6.3
R. Westbrook	1-1	25.4	6-10	.600	1-2	.500	4-4	1.000	0	5	5/5.0	4	3-3	5	2	0	17	17.0
N. Batum	3-1	72.3	5-16	.313	4-15	.267	1-1	1.000	2	5	7/2.3	4	5-2	4	2	2	15	5.0
A. Coffey	3-1	45.5	5-13	.385	2-6	.333	3-4	.750	2	2	4/1.3	6	3-4	0	1	0	15	5.0
R. Jackson	2-2	49.1	5-14	.357	1-7	.143	0-0	.000	2	5	7/3.5	10	2-1	0	4	0	11	5.5
B. Hyland	1-0	14.8	4-11	.364	2-5	.400	0-0	.000	2	0	2/2.0	2	1-0	0	0	0	10	10.0
M. Plumlee	1-1	26.8	2-2	1.000	0-0	.000	3-5	.600	2	8	10/10.0	1	4-4	0	1	2	7	7.0
J. Preston	1-0	15.4	2-4	.500	2-2	1.000	0-0	.000	0	4	4/4.0	3	1-0	1	0	0	6	6.0
B. Boston Jr.	1-0	15.4	0-5	.000	0-2	.000	4-6	.667	1	1	2/2.0	4	0-4	1	0	0	4	4.0
L. Kennard	1-0	23.7	2-9	.222	0-5	.000	0-0	.000	0	1	1/1.0	2	1-0	1	2	0	4	4.0
M. Diabate	1-0	1.1	0-0	.000	0-0	.000	0-0	.000	0	0	0/0.0	0	0-0	0	0	0	0	0.0
E. Gordon	1-0	25.2	0-4	.000	0-1	.000	0-0	.000	1	2	3/3.0	2	1-1	1	1	1	0	0.0
TEAM	44-20	984.9	156-336	.464	37-122	.303	73-103	.709	29	126	155/38.8	90	77-74	25	45	16	422	105.5





2023-24 VS NUGGETS

Nov. 14 at Denver
 Nov. 27 at Los Angeles
 Apr. 4 at Los Angeles

2022-23 SEASON

44-38 (.537)
 in Pacific

PLAYOFFS

Lost to Phoenix, 4-1

DATE	SITE	W/L	SCORE	DATE	SITE	W/L	SCORE	DATE	SITE	W/L	SCORE	DATE	SITE	W/L	SCORE	DATE	SITE	W/L	SCORE
11/5/86	DEN	L	78-82	1/4/02	DEN	L	80-82	4/7/07	LAC	W	96-93	12/25/12	LAC	L	100-112	4/7/18	LAC	W	134-115
1/24/87	LAC	L	111-114	12/1/02	LAC	L	89-102	11/21/07	LAC	L	90-101	1/11/13	DEN	W	92-78	10/17/18	LAC	W	107-98
3/2/87	DEN	W	109-107*	4/7/02	LAC	L	75-97	11/30/07	DEN	W	123-107	3/7/13	DEN	W	107-92	12/22/18	LAC	L	111-132
4/12/87	LAC	L	94-116	11/22/02	DEN	W	72-70	2/29/08	DEN	W	110-104	12/21/13	LAC	L	91-112	1/10/19	DEN	W	121-100
12/7/87	DEN	W	100-92	12/21/02	LAC	L	89-92	4/8/08	LAC	W	117-99	2/3/14	DEN	W	116-115	2/24/19	DEN	W	123-96
12/27/87	LAC	L	103-105	3/19/03	LAC	L	78-91	10/31/08	LAC	W	113-103*	3/17/14	DEN	W	110-100	1/12/20	DEN	W	114-104
1/24/98	LAC	W	99-81	4/12/03	DEN	L	79-101	11/26/08	LAC	W	106-105	4/15/14	LAC	L	105-117	2/28/20	LAC	L	103-132
3/8/98	DEN	L	89-100	11/7/03	DEN	L	102-104*	3/14/09	DEN	W	107-94	12/19/14	DEN	W	109-106	8/12/20	DEN	L	111-124
3/29/99	DEN	W	100-88	11/29/03	LAC	W	98-86	4/4/09	DEN	W	120-104	1/26/15	LAC	L	98-102	12/25/20	DEN	L	108-121
4/4/99	DEN	W	82-80	12/31/03	LAC	L	104-120	11/20/09	LAC	L	99-106	4/4/15	DEN	L	92-107	4/1/21	LAC	W	101-94
4/18/99	LAC	W	103-101	3/22/04	DEN	W	102-80	1/21/10	DEN	W	105-85	4/13/15	LAC	L	103-110	5/1/21	LAC	W	110-104
12/28/99	DEN	W	128-105	1/3/05	DEN	L	98-102	4/3/10	DEN	W	98-90	11/24/15	DEN	L	94-111	12/26/21	LAC	W	103-100
3/14/00	LAC	L	106-110	3/5/05	LAC	W	105-89	11/5/10	DEN	W	111-104	2/24/16	LAC	W	87-81	1/11/22	LAC	L	85-87
3/17/00	DEN	W	114-87	3/18/05	DEN	W	115-96	12/3/10	DEN	W	109-104	3/27/16	LAC	L	90-105	1/19/22	DEN	W	130-128*
4/15/00	LAC	W	115-114*	11/25/05	DEN	W	105-95	1/5/11	LAC	L	93-106	12/20/16	LAC	L	102-119	3/22/22	DEN	W	127-115
11/12/00	DEN	W	95-79	1/27/06	DEN	L	87-105	3/5/11	LAC	L	94-100	12/26/16	LAC	W	106-102	1/25/22	LAC	W	114-104
12/26/00	DEN	W	109-108	1/28/06	LAC	L	79-112	1/29/12	DEN	L	105-109	1/21/17	DEN	W	123-98	1/5/23	DEN	W	122-91
1/10/01	LAC	L	86-92	4/4/06	LAC	L	109-111	2/2/12	LAC	W	112-91	3/16/17	DEN	W	129-114	1/13/23	LAC	W	115-103
3/5/01	LAC	L	86-99	11/2/06	LAC	L	95-96	2/22/12	LAC	L	95-103	1/17/18	LAC	L	104-109	2/26/23	DEN	W	134-124*
11/30/01	DEN	W	96-93	11/26/06	DEN	W	103-88	4/18/12	DEN	L	98-104	2/27/18	DEN	L	120-122	--	--	--	--

* overtime





LOS ANGELES LAKERS



Governor Jeanie Buss
 President, Business Operations Tim Harris
 VP, Basketball Operations & General Manager Rob Pelinka
 Head Coach Darvin Ham
 Assistant Coaches Christopher Jent, Phil Handy, Jordan Ott, JD DuBois, Schuyler Rimmer, Zach Peterson, DeMarre Carroll
 Head Athletic Trainer Roger Sanchez
 Head Strength & Conditioning Coach Ed Streit
 Equipment Manager Brian Cuatt
 Radio .. ESPNLA Radio (710 AM) – John Ireland (Play-by-Play), Mychal Thompson (Analyst) 1330 KWKW (1330 AM) – Fernando Gonzalez (Play-by-Play), Jose "Pepe" Mantilla (Analyst)
 Television Spectrum SportsNet – Bill Macdonald (Play-by-Play), Stu Lantz (Analyst), Mike Trudell (Sideline)
 Address 2275 E. Mariposa Ave., El Segundo, CA 90245
 Main Phone (310) 426-6000
 MR Fax (310) 426-6105
 MR Twitter @Lakers_MR
 Website www.lakers.com
 Team Colors Purple and Gold

LA LAKERS PR STAFF

Director, Media Relations
 Mitch Heckart (mheckart@la-lakers.com)

Associate Director, Media Relations
 Ta'Nisha Cooper (tcooper@la-lakers.com)

Manager, Media Relations
 Noah Camarena (ncamarena@la-lakers.com)

Coordinator, Media Relations
 Chris McGean (cmcgean@la-lakers.com)

Assistant, Media Relations
 Matt Fleer (mfleer@la-lakers.com)

2022-23 SEASON SERIES RESULTS

Oct.26 vs. Denver Denver, 110-99
 Oct.30 @ LA Lakers LA Lakers, 121-110
 Dec.16 @ LA Lakers LA Lakers, 126-108
 Jan.9 vs. Denver Denver, 122-109

2022-23 REGULAR SEASON VS. LAKERS

DATE	SITE	TIME/RESULT
Oct.26	Denver	W, 110-99
Oct.30	LA Lakers	L, 110-121
Dec.16	LA Lakers	L, 108-126
Jan.9	Denver	W, 122-109

2021-22 REGULAR SEASON VS. LAKERS

DATE	SITE	RESULT
Jan.15	Denver	W, 133-96
Apr.3	LA Lakers	W, 129-118
Apr.10	Denver	L, 141-146 (OT)

SERIES HISTORY VS. LAKERS

	ALL-TIME	STREAKS	LAST WIN	LAST LOSS
Overall	76-113	Won 1	Jan.9	Dec.16
Home	47-48	Won 2	Jan.9	Apr.10
Road	29-65	Lost 2	Apr.3	Dec.16

2022-23 DENVER STATISTICS VS. LA LAKERS

PLAYER	GP-GS	MIN	FG-ATT	FG%	3FG-ATT	3FG%	FT-FTA	FT%	OFF	DEF	TOT/AVG	AST	PF-D	STL	TO	BLK	PTS	AVG
N. Jokic	4-4	141.1	33-53	.623	3-13	.231	24-26	.923	9	40	49/12.3	39	8-19	9	14	3	93	23.3
J. Murray	4-4	130.5	36-81	.444	11-29	.379	8-11	.727	5	15	20/5.0	21	4-6	5	13	0	91	22.8
B. Brown	4-2	122.2	21-40	.525	11-20	.550	1-2	.500	6	13	19/4.8	15	6-2	2	5	3	54	13.5
A. Gordon	4-4	113.7	20-40	.500	5-16	.313	5-11	.455	5	23	28/7.0	6	9-11	2	9	9	50	12.5
K. Caldwell-Pope	4-4	119.4	16-34	.471	8-15	.533	7-7	1.000	1	12	13/3.3	9	6-9	3	4	2	47	11.8
M. Porter Jr.	2-2	53.7	10-28	.357	5-16	.313	4-5	.800	5	11	16/8.0	1	6-3	2	0	1	29	14.5
J. Green	3-0	55.9	8-23	.348	1-6	.167	6-7	.857	6	6	12/4.0	5	5-6	2	1	1	23	7.7
N. Hyland	3-0	51.0	7-31	.226	3-18	.167	6-7	.857	0	7	7/2.3	8	2-5	1	3	2	23	7.7
D. Jordan	3-0	29.6	5-5	1.000	0-0	.000	1-2	.500	2	11	13/4.3	0	4-3	1	1	3	11	3.7
C. Braun	4-0	49.0	4-11	.364	0-5	.000	1-2	.500	2	4	6/1.5	3	4-1	0	3	0	9	2.3
Z. Nnaji	3-0	18.0	3-6	.500	0-0	.000	0-0	.000	2	1	3/1.0	0	4-0	0	0	2	6	2.0
V. Cancar	3-0	31.1	2-5	.400	1-2	.500	0-0	.000	1	3	4/1.3	2	2-0	1	2	0	5	1.7
I. Smith	4-0	15.3	2-6	.333	0-1	.000	0-0	.000	0	2	2/0.5	1	2-1	0	1	1	4	1.0
D. Reed	4-0	23.8	0-3	.000	0-2	.000	3-4	.750	1	3	4/1.0	2	5-2	0	0	1	3	0.8
P. Watson	1-0	2.8	1-2	.500	0-0	.000	0-0	.000	0	0	0/0.0	0	1-0	0	0	0	2	2.0
J. White	1-0	2.8	0-0	.000	0-0	.000	0-0	.000	0	0	0/0.0	0	0-0	1	0	0	0	0.0
TEAM	51-20	960.0	168-368	.457	48-143	.336	66-84	.786	45	151	196/49.0	112	68-68	29	56	28	450	112.5

2022-23 LA LAKERS STATISTICS VS. DENVER

PLAYER	GP-GS	MIN	FG-ATT	FG%	3FG-ATT	3FG%	FT-FTA	FT%	OFF	DEF	TOT/AVG	AST	PF-D	STL	TO	BLK	PTS	AVG
L. James	3-3	105.9	31-64	.484	5-17	.294	8-11	.727	3	19	22/7.3	21	4-9	4	13	0	75	25.0
R. Westbrook	3-0	92.2	21-46	.457	3-11	.273	13-19	.684	7	19	26/8.7	27	7-10	3	14	0	58	19.3
A. Davis	3-3	90.7	25-43	.581	0-1	.000	5-7	.714	7	26	33/11.0	9	6-8	5	4	4	55	18.3
T. Bryant	2-1	51.6	15-25	.600	1-3	.333	7-9	.778	6	10	16/8.0	1	5-7	3	1	0	38	19.0
L. Walker IV	3-3	85.6	13-35	.371	5-17	.294	5-7	.714	0	8	8/2.7	4	4-4	3	2	3	36	12.0
A. Reaves	3-1	84.0	11-20	.550	6-12	.500	6-7	.857	1	9	10/3.3	3	4-6	2	3	2	34	11.3
D. Schroder	2-2	65.0	8-25	.320	3-11	.273	10-10	1.000	1	3	4/2.0	7	7-4	4	3	0	29	14.5
K. Nunn	4-0	47.6	11-30	.367	4-13	.308	1-2	.500	1	4	5/1.3	2	4-1	3	5	0	27	6.8
M. Christie	3-1	44.6	8-13	.615	4-6	.667	2-2	1.000	2	5	7/2.3	2	2-1	0	0	1	22	7.3
P. Beverley	4-4	82.9	7-16	.438	3-10	.300	4-4	1.000	3	11	14/3.5	10	7-5	2	2	0	21	5.3
T. Brown Jr.	3-1	67.8	7-16	.438	0-6	.000	0-0	.000	3	10	13/4.3	5	4-1	3	1	1	14	4.7
W. Gabriel	3-0	30.6	6-10	.600	1-2	.500	0-0	.000	3	4	7/2.3	0	1-3	0	1	2	13	4.3
M. Ryan	2-0	20.8	4-7	.571	4-6	.667	0-0	.000	0	1	1/0.5	0	4-1	0	0	0	12	6.0
J. Toscano-Anderson	2-1	28.0	3-6	.500	0-0	.000	1-2	.500	1	3	4/2.0	3	3-2	0	0	0	7	3.5
C. Swider	1-0	25.7	2-6	.333	2-5	.400	0-0	.000	0	5	5/5.0	3	2-1	0	0	0	6	6.0
D. Jones	4-0	17.3	1-3	.333	0-0	.000	2-4	.500	1	4	5/1.3	0	3-4	0	0	2	4	1.0
S. Phippen Jr.	1-0	2.3	2-2	1.000	0-0	.000	0-1	.000	0	0	0/0.0	0	0-1	1	0	0	4	4.0
S. Brown	1-0	17.5	0-3	.000	0-1	.000	0-0	.000	3	4	7/7.0	1	1-0	3	0	0	0	0.0
TEAM	47-20	960.0	175-370	.473	41-121	.339	64-85	.753	42	145	187/46.8	98	68-68	36	49	15	455	113.8





2023-24 VS NUGGETS	2022-23 SEASON	PLAYOFFS
Oct. 24 at Denver	43-39 (.524)	Defeated Memphis, 4-2
Feb. 8 at Los Angeles	in Pacific	Defeated Golden State, 4-2
Mar. 2 at Los Angeles		Lost to Denver, 4-0

DATE	SITE	W/L	SCORE	DATE	SITE	W/L	SCORE	DATE	SITE	W/L	SCORE	DATE	SITE	W/L	SCORE	DATE	SITE	W/L	SCORE
12/1/96	LAL	L	96-104	11/25/01	LAL	L	98-105	4/3/07	LAL	W	111-105	11/30/12	LAL	L	103-122	3/9/18	DEN	W	125-116
2/13/97	DEN	L	117-132	12/02	DEN	L	86-87	4/9/07	DEN	W	115-111	12/26/12	DEN	W	126-114	3/13/18	LAL	L	103-112
3/17/97	DEN	L	94-113	1/22/02	LAL	W	107-91	11/29/07	LAL	L	99-127	1/6/13	LAL	W	112-105	10/25/18	LAL	L	114-121
4/2/97	LAL	L	85-110	12/28/02	DEN	L	93-112	12/5/07	DEN	L	107-111	2/25/13	DEN	W	119-108	11/27/18	DEN	W	117-85
12/3/97	DEN	L	89-107	2/11/03	LAL	L	93-121	1/21/08	LAL	L	99-116	11/13/13	DEN	W	111-99	3/6/19	LAL	W	115-99
1/14/98	LAL	L	114-132	2/12/03	DEN	L	102-113	11/1/08	DEN	L	97-104	1/5/14	LAL	W	137-115	12/3/19	DEN	L	96-105
2/19/98	LAL	L	92-131	4/15/03	LAL	L	104-126	11/21/08	LAL	L	90-104	3/7/14	DEN	W	134-126	12/22/19	LAL	W	128-104
3/23/98	DEN	L	86-107	12/19/03	LAL	L	99-101	2/27/09	DEN	W	90-79	11/23/14	LAL	W	101-94*	2/12/20	DEN	L	116-120*
2/10/99	DEN	L	98-103	1/7/04	DEN	W	113-91	4/9/09	LAL	L	102-116	12/30/14	DEN	L	103-111	8/10/20	LAL	L	93-114
2/22/99	DEN	W	117-113*	1/14/04	LAL	L	71-97	11/13/09	DEN	W	105-79	2/10/15	LAL	W	106-96	2/4/21	LAL	L	93-114
4/5/99	LAL	L	104-117	2/25/04	DEN	L	111-112	2/5/10	LAL	W	126-113	4/8/15	DEN	W	119-101	2/14/21	DEN	W	122-105
11/18/99	DEN	W	93-82	11/2/04	LAL	L	78-89	2/28/10	LAL	L	89-95	11/3/15	LAL	W	120-109	5/3/21	LAL	L	89-93
1/10/00	LAL	L	95-130	1/2/05	LAL	L	91-99	4/8/10	DEN	W	98-96	12/22/15	DEN	L	107-111	1/15/22	DEN	W	133-96
2/7/00	LAL	L	98-106	1/12/05	DEN	W	95-83	11/11/10	DEN	W	118-112	3/2/16	DEN	W	117-107	4/3/22	LAL	W	129-118
3/13/00	DEN	L	108-118	3/24/05	DEN	W	117-96	1/21/11	DEN	L	97-107	3/25/16	LAL	W	116-105	4/10/22	DEN	L	141-146*
11/14/00	LAL	L	103-119	1/2/05	DEN	L	97-99*	4/3/11	LAL	W	95-80	1/17/17	LAL	W	127-121	10/26/22	DEN	W	110-99
11/18/00	DEN	W	87-86	11/6/05	LAL	L	92-112	12/31/11	LAL	L	89-92	1/31/17	LAL	L	116-120	10/30/22	LAL	L	110-121
2/28/01	DEN	W	107-101	4/6/06	DEN	W	110-108*	1/1/12	DEN	W	99-90	3/13/17	DEN	W	129-101	12/16/22	LAL	L	108-126
4/17/01	LAL	L	91-108	1/5/07	LAL	L	104-123	2/3/12	DEN	L	89-93	11/19/17	LAL	L	109-127	1/9/23	DEN	W	122-109
11/21/01	DEN	L	68-89	3/15/07	DEN	W	113-86	4/13/12	LAL	L	97-103	12/2/17	DEN	W	115-100	--	--	--	--

* overtime





MEMPHIS GRIZZLIES



Chairman and Controlling Owner Robert Pera
 President/General Manager of Basketball Operations Zachary Z. Kleiman
 Head Coach Taylor Jenkins
 Assistant Coaches Anthony Carter, Blake Ahearn, Brad Jones, James "Scoonie" Penn, Patrick St. Andrews, Sonia Raman, Vitaly Potapenko
 Head of Sports Medicine Eric Oetter
 Head Athletic Trainer Pete Elliott
 Home Court FedExForum (17,794)
 TV .. Bally Sports Southeast - Pete Pranica (play-by-play), Brevin Knight (analyst), Rob Fischer (sideline reporter), Chris Vernon (pre/postgame analyst)
 Radio .. ESPN 92.9 FM/680AM - Eric Hasseltine (play-by-play), Elliot Perry (analyst), Michael Wallace (analyst), Jessica Benson (pre/postgame/halftime), Jon Roser, Gary Darby
 Team Colors Beale Street Blue, Midnight Navy, Grizzlies Gold, Steel Gray

MEMPHIS PR STAFF

Vice President of Communications & Basketball Information Strategy
 Laura Ehret (lehret@grizzlies.com)

Red, Blue, Silver, Black
 Ross Wooden (rwooden@grizzlies.com)

Director, Communications
 Shantonie Derrick (sderrick@grizzlies.com)

Coordinator, Communications & Publications
 Kaki Glieber (kglieber@grizzlies.com)

Coordinator, Communications & Publications
 Brandon Abraham (babraham@grizzlies.com)

2022-23 SEASON SERIES RESULTS

Dec.20 vs. Denver Denver, 105-91
 Feb.25 @ Memphis Memphis, 112-94
 Mar.3 vs. Denver Denver, 113-97

2022-23 REGULAR SEASON VS. GRIZZLIES

DATE	SITE	TIME/RESULT
Dec.20	Denver	W, 105-91
Feb.25	Memphis	L, 94-112
Mar.3	Denver	W, 113-97

2021-22 REGULAR SEASON VS. GRIZZLIES

DATE	SITE	RESULT
Nov.1	Memphis	L, 97-106
Nov.3	Memphis	L, 106-108
Jan.21	Denver	L, 118-122
Apr.7	Denver	W, 122-109

SERIES HISTORY VS. GRIZZLIES

	ALL-TIME	STREAKS	LAST WIN	LAST LOSS
Overall	62-40	Won 1	Mar.3	Feb.25
Home	41-10	Won 3	Mar.3	Jan.21
Road	21-30	Lost 3	Mar.12	Feb.25

2022-23 DENVER STATISTICS VS. MEMPHIS

PLAYER	GP-GS	MIN	FG-ATT	FG%	3FG-ATT	3FG%	FT-FTA	FT%	OFF	DEF	TOT/AVG	AST	PF-D	STL	TO	BLK	PTS	AVG
N. Jokic	3-3	99.1	20-33	.606	1-1	1.000	5-8	.625	10	34	44/14.7	26	7-8	2	9	1	46	15.3
B. Brown	3-1	83.6	17-39	.436	2-9	.222	3-3	1.000	3	14	17/5.7	7	5-4	0	3	3	39	13.0
A. Gordon	2-2	55.7	14-26	.538	1-4	.250	8-10	.800	8	4	12/6.0	4	3-8	2	1	1	37	18.5
K. Caldwell-Pope	3-3	95.3	11-25	.440	3-11	.273	6-8	.750	0	8	8/2.7	7	7-8	3	5	1	31	10.3
M. Porter Jr.	2-2	49.0	10-24	.417	3-14	.214	8-8	1.000	4	7	11/5.5	2	4-7	1	1	0	31	15.5
J. Murray	2-2	62.0	11-32	.344	5-13	.385	3-5	.600	3	5	8/4.0	13	4-3	3	3	0	30	15.0
J. Green	3-0	73.6	8-20	.400	2-10	.200	7-12	.583	1	9	10/3.3	3	4-9	2	4	5	25	8.3
C. Braun	3-1	52.0	9-17	.529	4-7	.571	2-4	.500	2	5	7/2.3	4	3-2	1	2	1	24	8.0
N. Hyland	1-0	15.3	4-15	.267	2-7	.286	2-2	1.000	0	1	1/1.0	1	3-1	1	1	0	12	12.0
R. Jackson	2-0	37.8	3-16	.188	2-12	.167	1-2	.500	1	3	4/2.0	3	4-2	2	4	0	9	4.5
J. White	1-0	4.3	2-2	1.000	2-2	1.000	1-2	.500	0	1	1/1.0	2	1-1	0	0	0	7	7.0
V. Cancar	2-1	38.9	2-6	.333	1-4	.250	0-0	.000	2	7	9/4.5	3	4-0	0	4	1	5	2.5
T. Bryant	2-0	27.3	1-5	.200	0-0	.000	2-2	1.000	2	9	11/5.5	0	3-1	2	1	1	4	2.0
I. Smith	3-0	7.7	2-3	.667	0-0	.000	0-0	.000	0	2	2/0.7	2	0-0	0	2	0	4	1.3
Z. Nnaji	1-0	10.9	0-0	.000	0-0	.000	3-4	.750	1	1	2/2.0	1	1-4	0	0	0	3	3.0
P. Watson	1-0	4.3	1-1	1.000	1-1	1.000	0-0	.000	0	0	0/0.0	0	0-0	0	0	0	3	3.0
D. Jordan	1-0	1.8	1-1	1.000	0-0	.000	0-0	.000	0	1	1/1.0	0	0-0	0	0	0	2	2.0
D. Reed	1-0	1.6	0-0	.000	0-0	.000	0-0	.000	0	1	1/1.0	0	0-0	0	0	0	0	0.0
TEAM	36-15	720.0	116-265	.438	29-95	.305	51-70	.729	37	112	149/49.7	78	53-58	19	40	14	312	104.0

2022-23 MEMPHIS STATISTICS VS. DENVER

PLAYER	GP-GS	MIN	FG-ATT	FG%	3FG-ATT	3FG%	FT-FTA	FT%	OFF	DEF	TOT/AVG	AST	PF-D	STL	TO	BLK	PTS	AVG
J. Morant	3-3	95.2	29-64	.453	6-13	.462	21-26	.808	1	11	12/4.0	24	6-18	3	14	0	85	28.3
D. Brooks	3-3	86.8	13-33	.394	4-14	.286	1-1	1.000	2	11	13/4.3	4	7-3	5	3	0	31	10.3
J. Jackson Jr.	3-3	73.5	11-26	.423	2-9	.222	6-9	.667	1	10	11/3.7	2	13-7	4	4	9	30	10.0
D. Bane	2-2	54.5	9-26	.346	3-14	.214	8-8	1.000	4	5	9/4.5	4	3-4	1	3	1	29	14.5
X. Tillman	3-2	56.7	11-15	.733	1-1	1.000	2-3	.667	3	16	19/6.3	8	7-2	0	1	1	25	8.3
T. Jones	3-0	61.9	8-20	.400	5-14	.357	1-1	1.000	1	8	9/3.0	11	0-4	0	1	0	22	7.3
B. Clarke	3-0	36.7	8-14	.571	0-0	.000	3-5	.600	6	9	15/5.0	1	3-6	0	2	1	19	6.3
L. Kennard	2-0	43.0	6-12	.500	6-9	.667	0-0	.000	0	3	3/1.5	2	2-1	0	0	0	18	9.0
S. Aldama	3-0	60.3	5-14	.357	1-9	.111	1-2	.500	2	11	13/4.3	4	8-1	3	4	1	12	4.0
D. Roddy	3-0	29.9	3-11	.273	1-7	.143	1-4	.250	0	2	2/0.7	1	0-3	3	1	1	8	2.7
J. Konchar	3-1	43.7	2-7	.286	0-4	.000	1-1	1.000	1	6	7/2.3	3	5-1	5	0	2	5	1.7
S. Adams	1-1	30.1	2-5	.400	0-0	.000	0-0	.000	4	6	10/10.0	2	2-2	1	2	0	4	4.0
J. LaRavia	3-0	8.7	1-3	.333	1-3	.333	0-0	.000	1	0	1/0.3	0	0-0	0	0	0	3	1.0
V. Williams Jr.	1-0	2.6	1-1	1.000	1-1	1.000	0-0	.000	0	0	0/0.0	0	0-0	0	0	0	3	3.0
K. Chandler	3-0	8.7	1-2	.500	0-0	.000	0-0	.000	1	2	3/1.0	1	0-1	1	0	0	2	0.7
K. Lofton Jr.	2-0	6.9	1-3	.333	0-1	.000	0-0	.000	0	0	0/0.0	3	0-0	1	0	0	2	1.0
Z. Williams	2-0	20.8	1-4	.250	0-3	.000	0-0	.000	1	4	5/2.5	4	2-0	0	3	0	2	1.0
TEAM	43-15	719.9	112-260	.431	31-102	.304	45-60	.750	28	104	132/44.0	74	58-53	27	38	16	300	100.0





2023-24 VS NUGGETS

Oct. 27 at Memphis
 Dec. 28 at Denver
 Mar. 25 at Denver
 Apr. 14 at Memphis

2022-23 SEASON

51-31 (.622)
 in Southwest

PLAYOFFS

Lost to LA Lakers, 4-2

DATE	SITE	W/L	SCORE	DATE	SITE	W/L	SCORE	DATE	SITE	W/L	SCORE	DATE	SITE	W/L	SCORE	DATE	SITE	W/L	SCORE
12/20/96	DEN	W	108-93	12/13/01	DEN	W	89-86	1/22/07	DEN	W	115-98	11/19/12	MEM	W	97-92	3/2/18	MEM	W	108-102
1/22/97	DEN	W	94-84	2/14/02	MEM	W	100-85	2/26/07	MEM	W	111-107	12/14/12	DEN	W	99-94	3/17/18	MEM	L	94-101
1/25/97	VAN	W	83-82	3/1/02	DEN	W	96-83	4/14/07	MEM	L	118-133	12/29/12	MEM	L	72-81	11/7/18	MEM	L	87-89
3/21/97	VAN	L	101-108	4/9/02	MEM	L	86-97	1/30/08	MEM	W	106-102	3/15/13	DEN	W	87-80	12/10/18	DEN	W	105-99
11/18/97	DEN	L	87-100	11/9/02	DEN	W	84-73	3/12/08	DEN	W	108-86	12/28/13	MEM	L	99-120	1/28/19	MEM	W	95-92
11/21/97	VAN	L	96-99	12/11/02	MEM	L	93-96	3/24/08	MEM	W	120-106	1/3/14	DEN	W	111-108	11/17/19	MEM	W	131-114
1/20/98	VAN	L	77-88	2/2/03	DEN	W	93-78	4/16/08	DEN	W	120-111	3/31/14	DEN	L	92-94	12/28/19	DEN	W	119-110
3/12/98	DEN	W	98-93	3/5/03	MEM	L	86-96	11/9/08	DEN	W	100-90	4/4/14	MEM	L	92-100	1/28/20	MEM	L	96-104
2/28/99	DEN	W	116-112	12/22/03	DEN	W	106-99	1/27/09	MEM	W	100-85	1/3/15	DEN	W	114-85	3/12/21	MEM	W	103-102
3/15/99	DEN	W	110-84	1/25/04	MEM	L	88-106	3/18/09	MEM	W	111-109	1/29/15	MEM	L	69-99	4/19/21	DEN	W	139-137**
3/30/99	VAN	L	87-101	2/9/04	DEN	W	86-83	11/1/09	DEN	W	133-123	3/16/15	MEM	L	81-92	4/26/21	DEN	W	120-96
4/7/99	VAN	W	87-84	2/23/04	MEM	L	106-109	12/20/09	MEM	L	96-102	1/8/16	MEM	L	84-91	11/1/21	MEM	L	97-106
11/6/99	VAN	L	94-109	1/21/05	MEM	W	92-82	3/13/10	MEM	W	125-108	1/21/16	DEN	L	101-102	11/3/21	MEM	L	106-108
12/23/99	VAN	L	91-93	2/25/05	MEM	W	97-94	4/12/10	DEN	W	123-101	2/29/16	DEN	L	98-103	1/21/22	DEN	L	118-122
12/26/99	DEN	W	109-86	4/5/05	MEM	W	94-91	12/5/10	DEN	W	108-107	3/30/16	MEM	W	109-105	4/7/22	DEN	W	122-109
1/24/00	DEN	W	110-98	4/15/05	DEN	W	111-102	2/13/11	MEM	L	108-116	11/8/16	MEM	L	107-108	12/20/22	DEN	W	105-91
11/20/00	VAN	W	95-92	11/20/05	DEN	W	99-83	2/22/11	DEN	W	120-107	2/1/17	DEN	L	99-119	2/25/23	MEM	L	94-112
1/9/01	VAN	W	112-105	3/6/06	DEN	W	115-101	1/31/12	MEM	L	97-100*	2/26/17	DEN	L	98-105	3/3/23	DEN	W	113-97
1/17/01	DEN	W	121-97	3/17/06	MEM	L	102-116	2/17/12	MEM	L	102-103	11/24/17	DEN	W	104-92	--	--	--	--
4/7/01	DEN	W	98-97	11/28/06	DEN	L	96-108	3/11/12	DEN	L	91-94	1/12/18	DEN	W	87-78	--	--	--	--

* overtime





MIAMI HEAT



Managing General Partner Micky Arison
 President Pat Riley
 Vice President, Basketball Operations/Assistant General Manager Adam Simon
 Senior Vice President, Basketball Operations/General Manager Andy Elisburg
 Head Coach Erik Spoelstra
 Assistant Coaches Chris Quinn, Malik Allen, Caron Butler
 Head Athletic Trainer Wes Brown
 Arena (Capacity) Kaseya Center (19,600)
 Address 601 Biscayne Blvd, Miami, FL 33132
 TV Bally Sports Sun, Eric Reid, John Crotty, Will Manso
 Radio AM 560 Sports WQAM - Jason Jackson, Amy Audibert
 Spanish Radio WAQI 710 AM - Jose Paneda, Joe Pujala
 Team Colors Red, Yellow, Black, White

MIAMI PR STAFF

Vice President, Sports Media Relations
 Tim Donovan (tim@heat.com)

Senior Director of Sports Media Relations
 Rob Wilson (rwilson@heat.com)

Director of Sports Media Relations
 Michael Lissack (mlissack@heat.com)

Sports Media Relations Senior Manager
 Nick Maiorana (nmaiorana@heat.com)

Sports Media Relations Assistant
 Maddox Burnett (mburnett@heat.com)

2022-23 SEASON SERIES RESULTS

Dec.30 vs. Denver
 Feb.13 @ Miami
 Denver, 124-119
 Denver, 112-108

2022-23 REGULAR SEASON VS. HEAT

DATE	SITE	TIME/RESULT
Dec.30	Denver	W, 124-119
Feb.13	Miami	W, 112-108

2021-22 REGULAR SEASON VS. HEAT

DATE	SITE	RESULT
Nov.8	Denver	W, 113-96
Nov.29	Miami	W, 120-111

SERIES HISTORY VS. HEAT

	ALL-TIME	STREAKS	LAST WIN	LAST LOSS
Overall	38-34	Won 6	Feb.13	Aug.1
Home	23-14	Won 3	Dec.30	Aug.1
Road	15-20	Won 4	Feb.13	Mar.19

2022-23 DENVER STATISTICS VS. MIAMI

PLAYER	GP-GS	MIN	FG-ATT	FG%	3FG-ATT	3FG%	FT-FTA	FT%	OFF	DEF	TOT/AVG	AST	PF-D	STL	TO	BLK	PTS	AVG
N. Jokic	2-2	70.2	20-29	.690	2-3	.667	4-4	1.000	1	23	24/12.0	20	6-5	1	3	1	46	23.0
B. Brown	2-1	57.9	11-20	.550	5-12	.417	2-4	.500	0	6	6/3.0	4	7-3	0	4	0	29	14.5
K. Caldwell-Pope	2-2	66.3	10-12	.833	6-7	.857	2-2	1.000	1	5	6/3.0	8	4-3	0	5	2	28	14.0
M. Porter Jr.	2-2	58.8	10-26	.385	5-16	.313	2-4	.500	2	10	12/6.0	3	3-3	2	2	1	27	13.5
V. Cancar	2-1	45.9	9-11	.818	3-5	.600	4-4	1.000	1	4	5/2.5	9	3-6	2	3	1	25	12.5
N. Hyland	1-0	23.2	5-9	.556	5-6	.833	1-1	1.000	0	1	1/1.0	4	0-1	1	6	0	16	16.0
J. Murray	1-1	33.6	4-9	.444	1-3	.333	5-5	1.000	0	2	2/2.0	6	2-2	0	3	0	14	14.0
J. Green	1-0	20.0	4-9	.444	0-1	.000	4-4	1.000	0	2	2/2.0	1	1-4	0	1	0	12	12.0
A. Gordon	1-1	33.1	4-8	.500	0-1	.000	3-5	.600	1	4	5/5.0	3	1-4	2	3	0	11	11.0
C. Braun	2-0	29.4	4-6	.667	1-2	.500	1-2	.500	3	2	5/2.5	4	4-1	1	1	0	10	5.0
T. Bryant	1-0	14.1	4-5	.800	0-0	.000	2-2	1.000	1	1	2/2.0	0	3-1	0	0	0	10	10.0
D. Jordan	1-0	11.7	3-4	.750	0-0	.000	0-0	.000	1	2	3/3.0	0	3-0	0	0	0	6	6.0
I. Smith	1-0	15.9	1-4	.250	0-0	.000	0-0	.000	0	2	2/2.0	6	0-0	0	2	0	2	2.0
TEAM	19-10	479.9	89-152	.586	28-56	.500	30-37	.811	11	64	75/37.5	68	37-33	9	33	5	236	118.0

2022-23 MIAMI STATISTICS VS. DENVER

PLAYER	GP-GS	MIN	FG-ATT	FG%	3FG-ATT	3FG%	FT-FTA	FT%	OFF	DEF	TOT/AVG	AST	PF-D	STL	TO	BLK	PTS	AVG
M. Strus	2-1	74.7	15-33	.455	8-22	.364	4-6	.667	2	8	10/5.0	4	4-4	1	2	0	42	21.0
B. Adebayo	2-2	64.7	12-28	.429	0-0	.000	17-18	.944	4	5	9/4.5	4	5-13	6	5	3	41	20.5
J. Butler	2-2	70.2	13-31	.419	1-2	.500	14-15	.933	4	12	16/8.0	17	1-10	5	2	0	41	20.5
T. Herro	1-1	32.8	9-18	.500	4-9	.444	4-4	1.000	1	9	10/10.0	5	1-2	1	1	0	26	26.0
O. Robinson	2-0	31.3	7-8	.875	0-0	.000	5-6	.833	4	7	11/5.5	0	4-4	0	0	1	19	9.5
G. Vincent	2-1	50.1	6-19	.316	5-13	.385	1-1	1.000	0	3	3/1.5	6	8-2	1	5	0	18	9.0
J. Bouyea	1-0	28.3	4-8	.500	2-4	.500	0-0	.000	1	1	2/2.0	3	0-0	3	1	1	10	10.0
H. Highsmith	2-1	48.6	4-11	.364	2-7	.286	0-0	.000	1	2	3/1.5	3	4-0	2	4	2	10	5.0
D. Robinson	1-0	19.2	3-7	.429	3-7	.429	0-0	.000	0	0	0/0.0	1	2-0	1	0	0	9	9.0
C. Martin	1-1	28.2	4-8	.500	0-2	.000	0-0	.000	2	2	4/4.0	0	1-2	1	1	0	8	8.0
K. Lowry	1-1	32.0	1-5	.200	1-4	.250	0-0	.000	1	1	2/2.0	3	3-0	1	1	1	3	3.0
TEAM	17-10	480.0	78-176	.443	26-70	.371	45-50	.900	20	50	70/35.0	46	33-37	22	22	8	227	113.5





2023-24 VS NUGGETS

Feb. 29 at Denver
Mar. 13 at Miami

2022-23 SEASON

44-38 (.537)
in Southeast

PLAYOFFS

Defeated Milwaukee, 4-1
Defeated New York, 4-2
Defeated Boston, 4-3
Lost to Denver, 4-1

DATE	SITE	W/L	SCORE	DATE	SITE	W/L	SCORE	DATE	SITE	W/L	SCORE	DATE	SITE	W/L	SCORE	DATE	SITE	W/L	SCORE
11/19/96	DEN	L	86-104	1/8/03	DEN	W	86-76	2/12/08	MIA	W	114-113*	3/14/14	MIA	W	111-107	11/5/19	DEN	W	109-89
2/23/97	MIA	L	86-95	3/8/03	MIA	W	98-92	1/7/09	DEN	W	108-97	12/10/14	DEN	W	102-82	8/1/20	DEN	L	105-125
11/15/97	MIA	L	93-96	1/16/04	DEN	W	88-80	2/10/09	MIA	W	99-82	3/20/15	MIA	L	91-108	1/27/21	MIA	W	109-82
1/9/98	DEN	L	79-98	2/21/04	MIA	L	81-97	1/6/09	MIA	L	88-96	1/15/16	DEN	L	95-98	4/14/21	DEN	W	123-106
3/4/99	MIA	L	87-95	12/4/04	DEN	W	104-95	12/3/09	DEN	W	114-96	3/14/16	MIA	L	119-124	11/8/21	DEN	W	113-96
1/14/00	DEN	L	87-92	12/17/04	MIA	L	100-107	1/13/11	DEN	W	130-102	11/30/16	DEN	L	98-106	11/29/21	MIA	W	120-111
3/10/00	MIA	L	88-96	12/3/05	DEN	W	101-99	3/19/11	MIA	L	98-103	4/2/17	MIA	W	116-113	12/30/22	DEN	W	124-119
12/6/00	MIA	L	78-95	12/9/05	MIA	W	100-92	1/13/12	DEN	W	117-104	11/3/17	DEN	W	95-94	2/13/23	MIA	W	112-108
12/12/00	DEN	L	85-96	11/14/06	MIA	W	112-105	11/3/12	MIA	L	116-119	3/19/18	MIA	L	141-149**	-	-	-	-
1/29/02	DEN	L	94-100*	12/8/06	DEN	W	123-107	11/15/12	DEN	L	93-98	1/8/19	MIA	W	103-99	-	-	-	-
3/16/02	MIA	L	76-101	12/2/07	DEN	W	115-89	12/30/13	DEN	L	94-97	2/11/19	DEN	W	103-87	-	-	-	-

* overtime





MILWAUKEE BUCKS



Owners Wes Edens, Jimmy and Dee Haslam, Jamie Dinan
 General Manager Jon Horst
 Assistant General Manager Milt Newton
 Head Coach Adrian Griffin
 Assistant Coaches Vin Baker, Josh Oppenheimer, DJ Bakker, Nathaniel Mitchell, Patrick Mutombo, Joe Prunty, Terry Stotts
 Vice President of Performance Dr. Troy Flanagan
 Head Athletic Trainer Scott Faust
 Assistant Athletic Trainer Michelle Ruan
 Head of Strength and Conditioning Suki Hobson
 Senior Strength Coach Michael Davie
 Senior Physical Therapist Andrew Small
 Lead Physical Therapist Luke O' Brien
 Physical Therapist Brett Bousquet
 Head of Sports Nutrition and Recovery Science Susie Parker-Simmons
 Equipment Manager Trevor Poulson
 Address 1111 N. Vel R. Phillips Ave. Milwaukee, WI 53203
 Phone (414) 227-0500
 Arena Fiserv Forum (17,341)
 Radio 620 AM/103.3 FM WTMJ: Dave Koehn
 TV Bally Sports Wisconsin Broadcasters: Lisa Byington, Marques Johnson, Steve Novak, Zora Stephenson
 Team colors Good Land Green, Cream City Cream, Great Lakes Blue, Bucks Black

MILWAUKEE PR STAFF

Chief Communications Officer
 Barry Baum (bbaum@bucks.com)
 Vice President of Communications
 Dan Smyczek (dsmyczek@bucks.com)
 Communications Manager
 Eric Kohlbeck (ekohlbeck@bucks.com)
 Communications Coordinator
 Kate Reed (kate.reed@bucks.com)

2022-23 SEASON SERIES RESULTS

Jan.25 @ Milwaukee
 Mar.25 vs. Denver
 Milwaukee, 107-99
 Denver, 129-106

2022-23 REGULAR SEASON VS. BUCKS

DATE	SITE	TIME/RESULT
Jan.25	Milwaukee	L, 99-107
Mar.25	Denver	W, 129-106

2021-22 REGULAR SEASON VS. BUCKS

DATE	SITE	RESULT
Nov.26	Denver	L, 109-120
Jan.30	Milwaukee	W, 136-100

SERIES HISTORY VS. BUCKS

	ALL-TIME	STREAKS	LAST WIN	LAST LOSS
Overall	64-39	Won 1	Mar.25	Jan.25
Home	41-11	Won 1	Mar.25	Nov.26
Road	23-28	Lost 1	Jan.30	Jan.25

2022-23 DENVER STATISTICS VS. MILWAUKEE

PLAYER	GP-GS	MIN	FG-ATT	FG%	3FG-ATT	3FG%	FT-FTA	FT%	OFF	DEF	TOT/AVG	AST	PF-D	STL	TO	BLK	PTS	AVG
A. Gordon	2-2	62.4	14-33	.424	4-10	.400	3-4	.750	8	13	21/10.5	5	6-5	1	2	3	35	17.5
N. Jokic	1-1	31.9	10-20	.500	1-6	.167	10-11	.909	1	5	6/6.0	11	2-7	1	3	0	31	31.0
J. Murray	1-1	32.8	9-19	.474	5-10	.500	3-4	.750	0	6	6/6.0	9	3-3	0	3	1	26	26.0
B. Brown	2-1	64.7	9-20	.450	3-7	.429	2-5	.400	2	11	13/6.5	5	5-4	4	7	1	23	11.5
M. Porter Jr.	1-1	28.1	7-12	.583	3-6	.500	2-3	.667	2	5	7/7.0	0	1-1	0	0	0	19	19.0
J. Green	2-0	47.7	7-19	.368	3-11	.273	1-2	.500	1	6	7/3.5	3	4-3	1	0	0	18	9.0
N. Hyland	1-0	24.7	5-14	.357	1-5	.200	4-4	1.000	0	2	2/2.0	1	0-2	1	2	0	15	15.0
K. Caldwell-Pope	1-1	28.1	4-8	.500	0-0	.000	3-5	.600	2	6	8/8.0	1	0-3	1	1	0	11	11.0
Z. Nnaji	2-1	35.1	4-10	.400	1-6	.167	2-4	.500	2	9	11/5.5	2	2-3	2	1	2	11	5.5
I. Smith	2-0	22.4	5-7	.714	0-0	.000	0-0	.000	0	1	1/0.5	6	2-0	0	3	0	10	5.0
V. Cancar	2-1	23.2	3-5	.600	1-2	.500	2-2	1.000	1	4	5/2.5	3	1-2	0	3	1	9	4.5
C. Braun	2-1	45.8	3-8	.375	2-3	.667	0-0	.000	1	1	2/1.0	1	5-1	1	1	0	8	4.0
P. Watson	1-0	3.2	3-4	.750	2-2	1.000	0-0	.000	0	0	0/0.0	0	0-0	0	0	0	8	8.0
T. Bryant	1-0	3.3	1-1	1.000	0-0	.000	0-0	.000	0	0	0/0.0	0	0-0	0	1	0	2	2.0
D. Jordan	1-0	10.8	1-1	1.000	0-0	.000	0-0	.000	1	2	3/3.0	2	6-0	1	1	0	2	2.0
D. Reed	1-0	16.0	0-5	.000	0-2	.000	0-0	.000	1	6	7/7.0	0	2-0	0	1	0	0	0.0
TEAM	23-10	480.0	85-186	.457	26-70	.371	32-44	.727	22	77	99/49.5	49	39-34	13	29	8	228	114.0

2022-23 MILWAUKEE STATISTICS VS. DENVER

PLAYER	GP-GS	MIN	FG-ATT	FG%	3FG-ATT	3FG%	FT-FTA	FT%	OFF	DEF	TOT/AVG	AST	PF-D	STL	TO	BLK	PTS	AVG
G. Antetokounmpo	2-2	63.3	22-37	.595	0-3	.000	20-29	.690	4	19	23/11.5	8	6-21	7	13	0	64	32.0
J. Holiday	2-2	65.2	12-31	.387	3-9	.333	2-2	1.000	2	5	7/3.5	10	3-2	1	5	2	29	14.5
P. Connaughton	2-1	61.8	9-13	.692	6-10	.600	0-0	.000	1	15	16/8.0	4	5-0	2	3	0	24	12.0
K. Middleton	2-1	43.8	9-22	.409	3-9	.333	2-2	1.000	0	10	10/5.0	8	2-2	3	3	0	23	11.5
G. Allen	2-2	52.7	5-13	.385	5-12	.417	5-6	.833	0	9	9/4.5	2	3-5	3	0	1	20	10.0
B. Lopez	2-2	51.2	7-20	.350	1-7	.143	3-3	1.000	2	4	6/3.0	3	7-2	0	1	5	18	9.0
B. Portis	1-0	24.9	4-11	.364	1-4	.250	2-2	1.000	1	5	6/6.0	0	2-1	0	0	0	11	11.0
J. Ingles	2-0	45.8	2-5	.400	1-4	.250	2-2	1.000	0	3	3/1.5	3	3-2	2	4	0	7	3.5
M. Beauchamp	1-0	5.9	2-2	1.000	1-1	1.000	0-0	.000	0	1	1/1.0	0	0-0	0	0	0	5	5.0
W. Matthews	2-0	26.6	1-4	.250	1-4	.250	2-2	1.000	0	3	3/1.5	1	1-1	0	0	1	5	2.5
J. Nwora	1-0	7.0	2-2	1.000	0-0	.000	1-1	1.000	0	1	1/1.0	0	0-2	0	0	0	5	5.0
T. Antetokounmpo	1-0	3.2	1-1	1.000	0-0	.000	0-0	.000	1	0	1/1.0	1	0-0	0	0	0	2	2.0
J. Carter	2-0	28.8	0-5	.000	0-3	.000	0-0	.000	0	3	3/1.5	2	2-1	0	3	0	0	0.0
TEAM	22-10	480.0	76-166	.458	22-66	.333	39-49	.796	11	78	89/44.5	42	34-39	18	32	9	213	106.5





2023-24 VS NUGGETS

Jan. 29 at Denver
Feb. 12 at Milwaukee

2022-23 SEASON

58-24 (.707)
in Central

PLAYOFFS

Lost to Miami, 4-1

DATE	SITE	W/L	SCORE	DATE	SITE	W/L	SCORE	DATE	SITE	W/L	SCORE	DATE	SITE	W/L	SCORE	DATE	SITE	W/L	SCORE
2/15/97	MIL	L	87-92	1/25/03	MIL	L	75-88	2/23/08	MIL	L	109-115	2/5/14	DEN	W	110-100	11/19/18	MIL	L	98-104
3/30/97	DEN	W	99-97	3/26/03	DEN	W	108-103	11/18/08	DEN	W	114-105	2/20/14	MIL	W	101-90	1/31/20	MIL	W	127-115
3/5/98	MIL	L	87-104	11/19/03	DEN	W	94-86	2/22/09	MIL	L	117-120	2/20/15	MIL	L	81-89	3/9/20	DEN	W	109-95
4/1/98	DEN	L	100-106	3/12/04	MIL	W	117-111	11/11/09	MIL	L	102-108	3/3/15	DEN	W	106-95	2/8/21	DEN	L	112-125
2/26/99	DEN	W	96-95	1/28/05	MIL	W	106-100	3/20/10	DEN	L	97-102	11/11/15	DEN	W	103-102	3/2/21	MIL	W	128-97
12/11/99	MIL	W	101-99	3/20/05	DEN	W	114-103	12/1/10	DEN	W	105-94	11/30/15	MIL	L	74-92	11/26/21	DEN	L	109-120
2/2/00	DEN	W	135-112	1/14/06	MIL	W	100-93	2/16/11	MIL	W	94-87	2/3/17	DEN	W	121-117	1/30/22	MIL	W	136-100
12/30/00	DEN	W	120-113	2/27/06	DEN	L	89-110	1/2/12	DEN	W	91-86	3/1/17	MIL	W	110-98	1/25/23	MIL	L	99-107
1/31/01	MIL	L	111-116	1/8/07	DEN	W	104-92	1/17/12	MIL	W	105-95	2/15/18	MIL	W	134-123	3/25/23	DEN	W	129-106
11/1/01	DEN	L	101-102	2/10/07	MIL	W	109-102	2/5/13	DEN	W	112-104	4/1/18	DEN	W	128-125*	--	--	--	--
3/28/02	MIL	L	88-95	12/26/07	DEN	W	125-105	4/15/13	MIL	W	112-111	11/11/18	DEN	L	114-121	--	--	--	--

* overtime





MINNESOTA TIMBERWOLVES



Owner Glen Taylor
 Chief Executive Officer Ethan Casson
 President of Basketball Operations Tim Connelly
 Executive Vice President of Basketball Operations Sachin Gupta
 Senior Vice President of Basketball Operations Matt Lloyd
 Vice President of Basketball Operations Dell Demps
 Assistant General Managers Steve Senior, Emmanuel Rohan
 Head Coach Chris Finch
 Assistant Coaches Micah Nori, Pablo Prigioni, Elston Turner, Kevin Hanson, Corliss Williamson
 Assistant Coach/Director of Player Development Joe Boylan
 Assistant Coach/Quality Control Coach Jeff Newton
 Player Development Coaches Chris Hines, Max LeFevre
 Player Development Assistants James White, Moses Ehambe
 Aaron Blackshear Somak Sarkar
 Manager of Basketball Analytics Aaron Blackshear
 Head Equipment Manager/Travel Coordinator Peter Warden
 Vice President, Team Medical Services Dr. Sheldon Burns, M.D.
 Vice President, Sports Science and Performance Javair Gillett
 Vice President, Player Health/Head Athletic Trainer Gregg Farnam
 Athletic Performance Coach Scott Thom
 Arena Target Center (19,356)
 Address 600 N 1st Ave, Minneapolis, MN 55403
 Television Bally Sports North (Cable), Dave Benz, Jim Petersen, Katie Storm
 Radio WCCO-AM 830, Alan Horton

MINNESOTA PR STAFF

Chief Communications Officer
 Patrick Rees (Patrick.Rees@timberwolves.com)

 Communications Director
 Sara Perez (Sara.Perez@timberwolves.com)

 Sr. Communications and Broadcast Manager
 Aaron Freeman (Aaron.Freeman@timberwolves.com)

 Communications Coordinator
 Derek Ahmsbrak (Derek.Ahmsbrak@timberwolves.com)

2022-23 SEASON SERIES RESULTS

Jan.2 @ Minnesota Minnesota, 124-111
 Jan.18 vs. Denver Denver, 122-118
 Feb.5 @ Minnesota Minnesota, 128-98
 Feb.7 vs. Denver Denver, 146-112

2022-23 REGULAR SEASON VS. TIMBERWOLVES

DATE	SITE	TIME/RESULT
Jan.2	Minnesota	L, 111-124
Jan.18	Denver	W, 122-118
Feb.5	Minnesota	L, 98-128
Feb.7	Denver	W, 146-112

2021-22 REGULAR SEASON VS. TIMBERWOLVES

DATE	SITE	RESULT
Oct.30	Minnesota	W, 93-91
Dec.15	Denver	L, 107-124
Feb.1	Minnesota	L, 115-130
Apr.1	Denver	L, 130-136

SERIES HISTORY VS. TIMBERWOLVES

	ALL-TIME	STREAKS	LAST WIN	LAST LOSS
Overall	87-54	Won 1	Feb.7	Feb.5
Home	47-23	Won 2	Feb.7	Apr.1
Road	40-31	Lost 3	Oct.30	Feb.5

2022-23 DENVER STATISTICS VS. MINNESOTA

PLAYER	GP-GS	MIN	FG-ATT	FG%	3FG-ATT	3FG%	FT-FTA	FT%	OFF	DEF	TOT/AVG	AST	PF-D	STL	TO	BLK	PTS	AVG
N. Jokic	3-3	92.2	30-50	.600	1-4	.250	14-16	.875	6	24	30/10.0	38	10-21	4	9	1	75	25.0
M. Porter Jr.	4-4	110.1	25-46	.543	10-25	.400	14-16	.875	1	15	16/4.0	2	6-8	3	7	3	74	18.5
B. Brown	4-2	104.9	18-32	.563	3-8	.375	10-15	.667	2	9	11/2.8	16	12-12	2	4	0	49	12.3
A. Gordon	3-3	88.4	17-38	.447	3-10	.300	11-16	.688	14	8	22/7.3	15	8-11	5	6	3	48	16.0
J. Murray	2-2	69.2	16-30	.533	3-8	.375	7-7	1.000	1	4	5/2.5	8	0-5	3	3	0	42	21.0
K. Caldwell-Pope	3-3	91.8	11-21	.524	4-7	.571	6-7	.857	1	6	7/2.3	5	5-9	5	2	0	32	10.7
C. Braun	4-1	61.5	12-18	.667	2-4	.500	3-4	.750	1	10	11/2.8	3	3-2	4	3	1	29	7.3
N. Hyland	2-0	40.9	9-17	.529	5-10	.500	4-4	1.000	1	6	7/3.5	4	2-3	2	2	0	27	13.5
V. Cancar	4-1	84.4	9-20	.450	2-9	.222	4-4	1.000	0	14	14/3.5	8	8-3	1	1	1	24	6.0
Z. Nnaji	3-0	52.3	8-12	.667	2-4	.500	2-6	.333	2	1	3/1.0	0	9-4	1	5	1	20	6.7
I. Smith	2-0	50.8	9-15	.600	0-0	.000	0-0	.000	2	9	11/5.5	12	8-1	0	8	0	18	9.0
J. Green	2-0	31.5	4-17	.235	1-7	.143	3-4	.750	1	5	6/3.0	2	4-2	1	2	1	12	6.0
P. Watson	2-0	17.1	4-5	.800	1-1	1.000	0-2	.000	1	4	5/2.5	1	1-1	0	1	1	9	4.5
D. Reed	2-0	33.4	2-10	.200	1-3	.333	2-2	1.000	1	5	6/3.0	3	6-1	4	4	0	7	3.5
D. Jordan	1-1	24.8	3-5	.600	0-0	.000	0-1	.000	1	5	6/6.0	0	1-4	1	2	1	6	6.0
J. White	1-0	6.6	2-4	.500	0-2	.000	1-1	1.000	0	0	0/0.0	0	1-1	0	0	0	5	5.0
TEAM	42-20	960.0	179-340	.526	38-102	.373	81-105	.771	35	125	160/40.0	117	84-88	36	59	13	477	119.3

2022-23 MINNESOTA STATISTICS VS. DENVER

PLAYER	GP-GS	MIN	FG-ATT	FG%	3FG-ATT	3FG%	FT-FTA	FT%	OFF	DEF	TOT/AVG	AST	PF-D	STL	TO	BLK	PTS	AVG
A. Edwards	4-4	124.8	32-69	.464	5-23	.217	15-19	.789	5	21	26/6.5	14	10-12	4	9	2	84	21.0
J. McDaniels	4-4	110.4	23-36	.639	4-9	.444	7-8	.875	4	9	13/3.3	14	12-6	3	8	5	57	14.3
J. Nowell	4-1	84.4	19-36	.528	4-16	.250	4-4	1.000	0	10	10/2.5	9	8-4	1	4	0	46	11.5
L. Garza	3-0	53.0	13-29	.448	3-10	.300	15-17	.882	8	11	19/6.3	2	6-10	0	3	1	44	14.7
D. Russell	3-3	81.1	14-24	.583	8-15	.533	5-6	.833	1	2	3/1.0	20	3-8	2	7	0	41	13.7
K. Anderson	3-3	78.8	13-23	.565	4-5	.800	6-8	.750	3	15	18/6.0	17	5-5	8	4	1	36	12.0
N. Reid	3-2	52.8	12-21	.571	2-9	.222	9-10	.900	2	6	8/2.7	2	11-6	0	5	4	35	11.7
T. Prince	3-0	76.8	10-26	.385	3-12	.250	5-5	1.000	2	6	8/2.7	4	5-6	4	2	2	28	9.3
N. Knight	4-0	60.3	8-16	.500	2-4	.500	9-17	.529	6	7	13/3.3	5	8-9	1	5	1	27	6.8
M. Ryan	3-0	57.2	9-19	.474	6-16	.375	2-3	.667	0	2	2/0.7	5	4-2	0	2	0	26	8.7
R. Gobert	3-3	64.1	10-13	.769	0-0	.000	4-8	.500	4	13	17/5.7	4	11-7	0	4	4	24	8.0
J. Minott	2-0	21.3	5-10	.500	1-1	1.000	2-2	1.000	1	5	6/3.0	1	1-1	1	0	2	13	6.5
A. Rivers	1-0	31.8	2-5	.400	2-5	.400	2-2	1.000	0	1	1/1.0	5	1-2	1	0	0	8	8.0
B. Forbes	1-0	12.7	2-4	.500	1-2	.500	2-2	1.000	0	0	0/0.0	0	0-4	0	1	0	7	7.0
W. Moore Jr.	3-0	31.3	2-6	.333	0-2	.000	0-0	.000	0	3	3/1.0	7	2-0	0	1	2	4	1.3
J. McLaughlin	2-0	19.2	1-3	.333	0-1	.000	0-0	.000	0	0	0/0.0	3	1-2	1	1	0	2	1.0
TEAM	46-20	960.0	175-340	.515	45-130	.346	87-111	.784	36	111	147/36.8	112	88-84	26	56	24	482	120.5





2023-24 VS NUGGETS

Nov. 1 at Minnesota
 Mar. 19 at Minnesota
 Mar. 29 at Denver
 Apr. 10 at Denver

2022-23 SEASON

42-40 (.512)
 in Northwest

PLAYOFFS

Lost to Denver, 4-1

DATE	SITE	W/L	SCORE	DATE	SITE	W/L	SCORE	DATE	SITE	W/L	SCORE	DATE	SITE	W/L	SCORE	DATE	SITE	W/L	SCORE
11/29/96	DEN	L	103-108	4/17/02	MIN	L	90-104	11/23/07	DEN	W	99-93	3/9/13	DEN	W	111-88	2/2/19	MIN	W	107-106
12/28/96	MIN	L	96-103*	10/30/02	MIN	L	77-83	1/4/08	MIN	W	118-107	11/15/13	DEN	W	117-113	3/12/19	DEN	W	133-107
3/7/97	MIN	L	83-96	12/9/02	DEN	L	84-92	1/19/08	DEN	W	111-108	11/27/13	MIN	W	117-110	4/10/19	DEN	W	99-95
3/26/97	DEN	L	100-102	1/13/03	MIN	L	75-89	11/16/08	DEN	W	90-84	2/12/14	MIN	L	90-117	11/10/19	MIN	W	100-98*
11/28/97	DEN	W	95-84	2/19/03	DEN	L	77-85	11/29/08	MIN	W	106-97	3/3/14	DEN	L	128-132	12/20/19	DEN	W	109-100
1/3/98	MIN	L	87-109	11/18/03	MIN	L	76-89	12/10/08	DEN	W	116-105	12/26/14	DEN	W	106-102	1/20/20	MIN	W	107-100
2/13/98	DEN	L	80-107	1/26/04	DEN	L	95-97	4/5/09	MIN	W	110-87	1/5/15	MIN	W	110-101	2/23/20	DEN	W	128-116
3/20/98	MIN	L	88-104	3/21/04	MIN	L	77-98	11/25/09	MIN	W	124-111	1/17/15	DEN	L	105-113	1/3/21	MIN	W	124-109
2/5/99	DEN	L	92-110	3/24/04	DEN	W	101-92	11/29/09	DEN	L	100-106	3/4/15	MIN	W	100-85	1/5/21	DEN	W	123-116
3/19/99	DEN	L	101-105	1/14/04	DEN	W	94-92*	1/11/10	DEN	W	105-94	10/30/15	DEN	L	78-95	5/13/21	MIN	W	114-103
4/2/99	MIN	L	88-107	1/14/05	DEN	L	83-93	3/10/10	MIN	W	110-102	12/11/15	DEN	W	111-108*	10/30/21	MIN	W	93-91
11/26/99	DEN	W	114-105	2/9/05	MIN	L	92-98	12/18/10	DEN	W	115-113	12/15/15	MIN	W	112-100	12/15/21	DEN	L	107-124
11/30/99	MIN	L	92-109	4/8/05	MIN	W	107-104	12/29/10	MIN	W	119-113	1/6/16	MIN	W	78-74	2/1/22	MIN	L	115-130
2/5/00	DEN	L	97-105*	11/13/05	DEN	W	102-91	2/5/11	MIN	W	113-100	11/3/16	MIN	W	102-99	4/1/22	DEN	L	130-136
2/15/00	MIN	W	107-104*	1/13/06	MIN	L	89-103	4/9/11	DEN	W	130-106	12/28/16	DEN	W	105-103	1/2/23	MIN	L	111-124
11/8/00	DEN	W	109-107*	2/24/06	MIN	W	102-101*	2/20/12	DEN	W	103-101*	1/22/17	MIN	L	108-111	1/18/23	DEN	W	122-118*
11/29/00	MIN	W	107-100	3/31/06	DEN	W	106-94	3/25/12	MIN	L	100-117	2/15/17	DEN	L	99-112	2/5/23	MIN	L	98-128
3/2/01	DEN	L	71-89	1/3/06	DEN	L	109-112	4/11/12	DEN	W	113-107	12/20/17	DEN	L	104-112	2/7/23	DEN	W	146-112
3/23/01	MIN	L	90-101	12/1/06	MIN	W	106-92	4/26/12	MIN	W	131-102	12/27/17	MIN	L	125-128*	--	--	--	--
12/26/01	DEN	L	91-94	2/14/07	MIN	L	94-99	11/21/12	MIN	W	101-94	4/5/18	DEN	W	100-96	--	--	--	--
2/15/02	MIN	W	99-98	4/16/07	DEN	W	122-107	12/12/12	MIN	L	105-108	4/11/18	MIN	L	106-112*	--	--	--	--
4/4/02	DEN	W	88-87	11/2/07	MIN	W	99-91	1/3/13	DEN	L	97-101	11/21/18	MIN	W	103-101	--	--	--	--

* overtime





NEW ORLEANS PELICANS



Governor Gayle Benson
 President Dennis Lauscha
 Executive Vice President of Basketball Operations David Griffin
 General Manager Trajan Langdon
 Vice President of Basketball Operations/Team Development Swin Cash
 Head Coach Willie Green
 Assistant Coaches Jarron Collins, Ryan Frazier, Casey Hill, Aaron Miles, Fred Vinson
 Coaching Advisor Mike D'Antoni
 Player Development Coaches Corey Brewer, Darnell Lazare
 Head Athletic Trainer Tom Maystadt
 Director of Performance & Sports Science Daniel Bove
 Director of Rehabilitation Amy Atmore
 Home Court Smoothie King Center (16,867, 2002)
 Team Colors Blue, Gold, Red
 Radio WRNO (99.5 FM) - Todd Graffagnini, John DeShazier, Joe Cardoso, Erin Summers
 Television Bally Sports New Orleans - Joel Meyers, Antonio Daniels, Jen Hale
 Address 5800 Airline Drive New Orleans, LA 70003

NEW ORLEANS PR STAFF

Sr. VP of Communications & Broadcasting
 Greg Benseal (greg.benseal@pelicans.com)

Executive Director of Basketball Communications
 Matt Ryan (matt.ryan@pelicans.com)

Senior Manager, Basketball Communications & Broadcast
 Chris Trahan (chris.trahan@pelicans.com)

Basketball Communications Coordinator
 Henry Valier (henry.valier@pelicans.com)

Basketball Communications Associate
 Janelle Davis (janelle.davis@pelicans.com)

Corporate Communications Manager
 Sam Shannon (sam.shannon@pelicans.com)

2022-23 SEASON SERIES RESULTS

Dec.4 @ New Orleans New Orleans, 121-106
 Jan.24 @ New Orleans Denver, 99-98
 Jan.31 vs. Denver Denver, 122-113
 Mar.30 vs. Denver New Orleans, 107-88

2022-23 REGULAR SEASON VS. PELICANS

DATE	SITE	TIME/RESULT
Dec.4	New Orleans	L, 106-121
Jan.24	New Orleans	W, 99-98
Jan.31	Denver	W, 122-113
Mar.30	Denver	L, 88-107

2021-22 REGULAR SEASON VS. PELICANS

DATE	SITE	RESULT
Dec.8	New Orleans	W, 120-114 (OT)
Jan.28	New Orleans	W, 116-105
Feb.4	Denver	L, 105-113
Mar.6	Denver	W, 138-130 (OT)

SERIES HISTORY VS. PELICANS

	ALL-TIME	STREAKS	LAST WIN	LAST LOSS
Overall	41-31	Lost 1	Jan.31	Mar.30
Home	21-15	Lost 1	Jan.31	Mar.30
Road	20-16	Won 1	Jan.24	Dec.4

2022-23 DENVER STATISTICS VS. NEW ORLEANS

PLAYER	GP-GS	MIN	FG-ATT	FG%	3FG-ATT	3FG%	FT-FTA	FT%	OFF	DEF	TOT/AVG	AST	PF-D	STL	TO	BLK	PTS	AVG
J. Murray	4-4	144.5	33-74	.446	17-38	.447	13-14	.929	2	12	14/3.5	25	4-13	4	12	2	96	24.0
N. Jokic	3-3	111.4	34-48	.708	4-11	.364	11-16	.688	7	38	45/15.0	34	8-19	4	12	2	83	27.7
A. Gordon	4-4	128.1	21-37	.568	3-7	.429	11-19	.579	5	19	24/6.0	13	14-18	0	5	1	56	14.0
B. Brown	4-2	120.0	19-38	.500	5-16	.313	7-10	.700	1	12	13/3.3	9	10-6	3	10	4	50	12.5
K. Caldwell-Pope	4-4	128.5	11-35	.314	4-19	.211	7-8	.875	5	7	12/3.0	8	8-8	10	4	3	33	8.3
M. Porter Jr.	2-2	57.0	10-27	.370	3-13	.231	0-1	.000	5	3	8/4.0	2	4-2	1	2	1	23	11.5
C. Braun	4-0	59.4	10-17	.588	0-4	.000	2-5	.400	2	6	8/2.0	1	6-3	0	1	0	22	5.5
J. Green	3-0	66.1	5-14	.357	1-2	.500	9-11	.818	3	6	9/3.0	3	8-7	1	3	0	20	6.7
I. Smith	2-0	19.1	3-6	.500	1-2	.500	1-2	.500	0	1	1/0.5	4	3-2	0	4	1	8	4.0
Z. Nnaji	4-0	46.6	2-9	.222	0-5	.000	2-2	1.000	4	10	14/3.5	2	6-1	0	1	3	6	1.5
D. Jordan	1-0	8.7	2-2	1.000	0-0	.000	1-2	.500	1	1	2/2.0	0	1-2	0	1	0	5	5.0
T. Bryant	1-1	13.8	2-5	.400	0-1	.000	0-0	.000	0	3	3/3.0	0	3-0	0	1	1	4	4.0
D. Reed	1-0	12.8	1-2	.500	1-1	1.000	0-0	.000	1	0	1/1.0	0	1-0	0	0	0	3	3.0
V. Cancar	3-0	30.7	1-9	.111	0-6	.000	0-0	.000	1	4	5/1.7	2	6-2	1	0	0	2	0.7
N. Hyland	2-0	9.7	0-4	.000	0-3	.000	2-3	.667	0	0	0/0.0	2	1-1	0	1	0	2	1.0
J. White	1-0	2.1	1-1	1.000	0-0	.000	0-0	.000	0	1	1/1.0	0	0-0	0	0	0	2	2.0
P. Watson	1-0	1.7	0-0	.000	0-0	.000	0-0	.000	0	1	1/1.0	0	1-0	0	1	0	0	0.0
TEAM	44-20	959.9	155-328	.473	39-128	.305	66-93	.710	37	124	161/40.3	105	84-84	24	58	18	415	103.8

2022-23 NEW ORLEANS STATISTICS VS. DENVER

PLAYER	GP-GS	MIN	FG-ATT	FG%	3FG-ATT	3FG%	FT-FTA	FT%	OFF	DEF	TOT/AVG	AST	PF-D	STL	TO	BLK	PTS	AVG
C. McCollum	4-4	146.1	27-67	.403	8-24	.333	9-10	.900	0	9	9/2.3	20	8-9	1	12	0	71	17.8
J. Alvarado	3-0	67.7	21-34	.618	10-18	.556	6-7	.857	1	4	5/1.7	7	6-5	2	2	0	58	19.3
J. Valanciunas	4-4	75.6	21-38	.553	1-4	.250	9-12	.750	9	20	29/7.3	7	15-10	0	5	3	52	13.0
T. Murphy III	4-4	133.5	18-43	.419	8-23	.348	7-7	1.000	1	13	14/3.5	7	8-5	8	0	0	51	12.8
B. Ingram	2-2	69.8	18-39	.462	1-5	.200	10-12	.833	0	15	15/7.5	19	7-14	1	5	1	47	23.5
H. Jones	3-3	94.2	11-22	.500	4-8	.500	7-8	.875	9	8	17/5.7	6	10-6	8	9	1	33	11.0
L. Nance Jr.	4-0	87.3	12-17	.706	0-1	.000	7-9	.778	5	19	24/6.0	1	14-9	4	3	2	31	7.8
W. Hemingomez	3-0	52.2	10-13	.769	0-0	.000	10-12	.833	3	13	16/5.3	5	6-8	2	3	1	30	10.0
Z. Williamson	1-1	35.9	9-17	.529	0-0	.000	7-11	.636	1	5	6/6.0	4	0-7	1	4	1	25	25.0
N. Marshall	3-0	62.5	4-12	.333	1-5	.200	5-7	.714	1	9	10/3.3	9	4-4	5	3	1	14	4.7
D. Graham	3-0	45.3	3-12	.250	2-11	.182	3-4	.750	2	1	3/1.0	7	2-2	1	2	1	11	3.7
D. Daniels	3-1	39.3	3-7	.429	1-1	1.000	0-0	.000	1	5	6/2.0	0	1-2	1	0	0	7	2.3
J. Hayes	1-1	23.5	0-3	.000	0-2	.000	4-4	1.000	3	1	4/4.0	3	0-3	0	0	0	4	4.0
J. Richardson	1-0	19.3	1-4	.250	1-3	.333	0-0	.000	0	3	3/3.0	0	1-0	0	1	0	3	3.0
G. Temple	2-0	7.7	1-3	.333	0-1	.000	0-0	.000	0	0	0/0.0	2	2-0	0	0	0	2	1.0
TEAM	41-20	959.9	159-331	.480	37-106	.349	84-103	.816	36	125	161/40.3	97	84-84	34	49	11	439	109.8





2023-24 VS NUGGETS

Nov. 6 at Denver
 Nov. 17 at New Orleans
 Jan. 12 at Denver

2022-23 SEASON

42-40 (.512)
 in Southwest

PLAYOFFS

Did not qualify

DATE	SITE	W/L	SCORE	DATE	SITE	W/L	SCORE	DATE	SITE	W/L	SCORE	DATE	SITE	W/L	SCORE	DATE	SITE	W/L	SCORE
2/16/03	NOH	L	92-100	1/14/07	DEN	L	89-93	1/9/12	DEN	L	81-94	12/20/15	DEN	L	125-130	1/24/20	NOP	W	113-106
2/28/03	DEN	L	88-94	12/12/07	DEN	W	105-99	3/9/12	DEN	W	110-99	3/31/16	DEN	L	95-101	3/21/21	DEN	L	108-113
12/16/03	DEN	W	116-94	1/28/08	NOH	L	93-117	4/4/12	NOH	L	92-94	10/26/16	NOP	W	107-102	3/26/21	NOP	W	113-108
1/23/04	NOH	L	91-97	1/12/08	DEN	L	101-105	11/25/12	DEN	W	102-84	3/26/17	DEN	L	90-115	4/28/21	DEN	W	114-112
11/29/04	DEN	W	76-67	1/3/09	DEN	W	105-100	2/1/13	DEN	W	113-98	4/4/17	NOP	W	134-131	12/8/21	NOP	W	120-114*
2/27/05	NOH	W	94-93	1/28/09	NOH	L	81-94	3/25/13	NOH	L	86-110	4/7/17	DEN	W	122-106	1/28/22	NOP	W	116-105
4/6/05	NOH	W	94-83	3/25/09	NOH	W	101-88	12/15/13	DEN	W	102-93	11/17/17	DEN	W	146-114	2/4/22	DEN	L	105-113
4/13/05	DEN	W	116-102	12/18/09	NOH	L	92-98	12/27/13	NOP	L	89-105	12/6/17	NOP	L	114-123	3/6/22	DEN	W	138-130*
11/16/05	NOK	W	91-81	1/23/10	DEN	W	116-110*	3/9/14	NOP	L	107-111*	12/15/17	DEN	W	117-111*	12/4/22	NOP	L	106-121
11/30/05	DEN	L	95-102	3/12/10	NOH	W	102-95	4/2/14	DEN	W	137-107	10/29/18	DEN	W	116-111	1/24/23	NOP	W	99-98
3/18/06	NOK	W	109-94	3/18/10	DEN	W	93-80	11/21/14	DEN	W	117-97	11/17/18	NOP	L	115-125	1/31/23	DEN	W	122-113
12/29/06	NOK	L	89-99	10/29/10	NOH	L	95-101	1/28/15	NOP	W	93-85	1/30/19	NOP	W	105-99	3/30/23	DEN	L	88-107*
2/7/07	DEN	L	112-114*	1/9/11	DEN	L	87-96	3/1/15	DEN	L	92-99	3/2/19	DEN	L	112-120	--	--	--	--
3/6/07	DEN	W	106-91	3/14/11	NOH	W	114-103	3/15/15	NOP	W	118-111**	10/31/19	NOP	L	107-122	--	--	--	--
4/13/07	NOK	W	107-105	1/6/12	NOH	W	96-88	11/17/15	NOP	W	115-98	12/25/19	DEN	L	100-112	--	--	--	--

* overtime





NEW YORK KNICKS



Executive Chairman, The Madison Square Garden Company James L. Dolan
 President Leon Rose
 Head Coach Tom Thibodeau
 Tom Thibodeau Rick Brunson, Darren Erman
 Head Athletic Trainer Anthony Goenaga
 Arena (Capacity) Madison Square Garden (19,812)
 Address Two Pennsylvania Plaza, New York, NY 10121
 Television MSG Network: Mike Breen, Walt Frazier, Rebecca Haarlow
 Radio ESPN Radio 98.7 FM - Ed Cohen
 Team Colors Orange, White and Blue

NEW YORK PR STAFF

Senior Vice President, Communications
 Jeremy Watkins (jeremy.watkins@msgsports.com)

Senior Director, Communications
 Derek Lapinski (derek.lapinski@msgsports.com)

Director, Communications
 Mallory Kwitter (mallory.kwitter@msgsports.com)

Specialist, Communications
 Brittany Stamoulis (brittany.stamoulis@msgsports.com)

2022-23 SEASON SERIES RESULTS

Nov.16 vs. Denver New York, 106-103
 Mar.18 @ New York New York, 116-110

2022-23 REGULAR SEASON VS. KNICKS

DATE	SITE	TIME/RESULT
Nov.16	Denver	L, 103-106
Mar.18	New York	L, 110-116

2021-22 REGULAR SEASON VS. KNICKS

DATE	SITE	RESULT
Dec.4	New York	W, 113-99
Feb.8	Denver	W, 132-115

SERIES HISTORY VS. KNICKS

	ALL-TIME	STREAKS	LAST WIN	LAST LOSS
Overall	51-46	Lost 2	Feb.8	Mar.18
Home	32-16	Lost 1	Feb.8	Nov.16
Road	19-30	Lost 1	Dec.4	Mar.18

2022-23 DENVER STATISTICS VS. NEW YORK

PLAYER	GP-GS	MIN	FG-ATT	FG%	3FG-ATT	3FG%	FT-FTA	FT%	OFF	DEF	TOT/AVG	AST	PF-D	STL	TO	BLK	PTS	AVG
J. Murray	2-2	67.3	16-34	.471	8-14	.571	6-7	.857	0	13	13/6.5	12	5-6	2	5	1	46	23.0
N. Jokic	1-1	36.9	11-18	.611	1-5	.200	1-1	1.000	2	8	10/10.0	8	2-4	0	6	1	24	24.0
B. Brown	2-0	49.8	8-16	.500	2-6	.333	5-6	.833	2	8	10/5.0	9	4-3	1	6	2	23	11.5
J. Green	2-1	47.0	6-10	.600	2-3	.667	8-8	1.000	1	1	2/1.0	1	7-4	0	1	0	22	11.0
N. Hyland	1-0	22.5	7-15	.467	5-10	.500	2-2	1.000	0	7	7/7.0	2	3-2	0	1	0	21	21.0
K. Caldwell-Pope	2-2	68.3	7-16	.438	2-10	.200	1-1	1.000	1	1	2/1.0	3	6-5	0	2	0	17	8.5
M. Porter Jr.	2-2	57.9	5-18	.278	4-13	.308	2-2	1.000	1	7	8/4.0	2	3-2	0	2	0	16	8.0
A. Gordon	1-1	31.2	6-12	.500	0-2	.000	2-3	.667	1	4	5/5.0	7	3-3	1	1	0	14	14.0
Z. Nnaji	1-0	26.3	5-7	.714	1-3	.333	2-3	.667	2	1	3/3.0	0	5-2	1	2	0	13	13.0
C. Braun	2-0	28.8	3-9	.333	1-4	.250	0-0	.000	1	3	4/2.0	1	4-0	1	1	2	7	3.5
T. Bryant	1-0	9.0	2-5	.400	0-0	.000	0-0	.000	1	0	1/1.0	1	1-0	0	0	0	4	4.0
D. Jordan	1-1	26.0	2-4	.500	0-0	.000	0-2	.000	2	6	8/8.0	2	2-3	0	1	1	4	4.0
V. Cancar	1-0	9.3	1-2	.500	0-1	.000	0-0	.000	0	2	2/2.0	0	1-0	0	0	0	2	2.0
TEAM	19-10	480.0	79-166	.476	26-71	.366	29-35	.829	14	61	75/37.5	48	46-34	6	28	7	213	106.5

2022-23 NEW YORK STATISTICS VS. DENVER

PLAYER	GP-GS	MIN	FG-ATT	FG%	3FG-ATT	3FG%	FT-FTA	FT%	OFF	DEF	TOT/AVG	AST	PF-D	STL	TO	BLK	PTS	AVG
J. Randle	2-2	68.6	17-36	.472	4-16	.250	16-20	.800	3	15	18/9.0	8	5-14	5	6	0	54	27.0
J. Brunson	2-2	62.9	16-33	.485	4-9	.444	9-9	1.000	0	7	7/3.5	12	4-7	0	2	0	45	22.5
R. Barrett	2-2	65.4	12-31	.387	0-12	.000	8-10	.800	1	6	7/3.5	4	5-7	1	1	0	32	16.0
I. Quickley	2-0	53.5	5-14	.357	1-9	.111	5-8	.625	1	7	8/4.0	8	1-4	2	4	0	16	8.0
J. Hart	1-0	32.0	4-5	.800	1-2	.500	4-4	1.000	3	5	8/8.0	5	4-4	3	0	0	13	13.0
D. Rose	1-0	16.9	5-10	.500	2-3	.667	1-1	1.000	1	0	1/1.0	3	2-1	0	0	1	13	13.0
O. Toppin	2-0	34.8	5-13	.385	2-9	.222	0-0	.000	0	3	3/1.5	0	2-1	0	3	1	12	6.0
C. Reddick	1-1	37.2	3-5	.600	0-1	.000	4-5	.800	1	2	3/3.0	0	3-3	2	0	1	10	10.0
Q. Grimes	1-1	20.1	3-7	.429	3-5	.600	0-0	.000	0	1	1/1.0	1	0-0	1	1	1	9	9.0
M. Robinson	1-1	24.1	3-4	.750	0-0	.000	2-2	1.000	7	2	9/9.0	3	2-2	1	1	1	8	8.0
I. Hartenstein	2-1	45.7	3-6	.500	0-0	.000	0-0	.000	3	9	12/6.0	1	6-0	3	1	2	6	3.0
J. Sims	1-0	18.8	2-3	.667	0-0	.000	0-0	.000	1	5	6/6.0	2	0-3	3	0	2	4	4.0
TEAM	18-10	480.0	78-167	.467	17-66	.258	49-59	.831	21	62	83/41.5	47	34-46	21	19	9	222	111.0

2023-24 VS NUGGETS

Jan. 25 at New York
 Mar. 21 at Denver

2022-23 SEASON

47-35 (.573)
 in Atlantic

PLAYOFFS

Defeated Cleveland, 4-1
 Lost to Miami, 4-2





DATE	SITE	W/L	SCORE	DATE	SITE	W/L	SCORE	DATE	SITE	W/L	SCORE	DATE	SITE	W/L	SCORE	DATE	SITE	W/L	SCORE
12/14/96	NYK	L	82-89	4/2/03	DEN	L	75-83	12/28/08	NYK	W	117-110	11/16/14	NYK	L	93-109	12/15/19	DEN	W	111-105
2/28/97	DEN	L	108-112*	12/13/03	NYK	L	88-95	3/31/09	DEN	W	111-104	3/9/15	DEN	W	106-78	1/10/21	NYK	W	114-89
11/11/97	NYK	L	90-93	2/29/04	DEN	W	107-96	11/27/09	DEN	W	128-125	2/7/16	NYK	W	101-96	5/5/21	DEN	W	113-97
2/17/98	DEN	L	77-91	12/12/04	NYK	L	96-107	3/23/10	NYK	L	104-109	3/8/16	DEN	W	110-94	12/4/21	NYK	W	113-99
11/16/99	DEN	L	95-102	2/1/05	DEN	W	96-76	11/16/10	DEN	W	120-118	12/17/16	DEN	W	127-114	2/8/22	DEN	W	132-115
12/5/99	NYK	W	80-78	11/18/05	DEN	W	95-86	12/12/10	NYK	L	125-129	2/10/17	NYK	W	131-123	11/16/22	DEN	L	103-106
12/9/00	NYK	L	88-96	3/13/06	NYK	W	108-96	12/21/12	NYK	W	119-114**	10/30/17	NYK	L	110-116	3/18/23	NYK	L	110-116
2/13/01	DEN	W	96-77	11/8/06	DEN	L	107-109	12/9/12	NYK	L	106-112	1/25/18	DEN	W	130-118	--	--	--	--
3/7/02	DEN	W	104-93	12/16/06	NYK	W	123-100	3/13/13	DEN	W	117-94	1/1/19	DEN	W	115-108	--	--	--	--
3/25/02	NYK	W	84-83	11/6/07	NYK	L	112-119	11/29/13	DEN	W	97-95	3/22/19	NYK	W	111-93	--	--	--	--
1/22/03	NYK	L	88-97	11/17/07	DEN	W	115-83	2/7/14	NYK	L	90-117	12/5/19	NYK	W	129-92	--	--	--	--

* overtime





OKLAHOMA CITY THUNDER



Chairman Clay Bennett
 Executive Vice President/General Manager Sam Presti
 Vice President of Basketball Operations Rob Hennigan
 EVP/Chief Administrative Officer Danny Barth
 Head Coach Mark Daigneault
 Assistant Coaches Dave Bliss, Mike Wilks, David Akinyooye, Grant Gibbs, Eric Maynor, Chip Engelland
 Assistant Coach/Program Development Connor Johnson
 Vice President of Human & Player Performance Donnie Strack, DPT, ATC
 Senior Athletic Performance Coach Andrew Paul
 Vice President of Logistics & Engagement Marc St. Yves
 Vice President of Basketball Communications & Engagement Matt Tumbleson
 Team Colors Thunder blue, Thunder navy, Thunder sunset, Thunder yellow
 Home Court Paycom Center (18,203)
 Television .. Bally Sports Oklahoma (Cable), Michael Cage (analyst), Chris Fisher (play-by-play), Nick "Sparky" Gallo (sideline reporter) and Paris Lawson (sideline reporter)
 Radio WWLS 98.1 FM/640 AM, Matt Pinto
 Spanish Radio WKY 930 AM, Eleno Omelas

OKLAHOMA CITY PR STAFF

Vice President of Basketball Communications & Engagement
 Matt Tumbleson (mtumbleson@okcthunder.com)

Senior Basketball Communications Lead
 John Read (jread@okcthunder.com)

Senior Basketball Communications Lead
 Laila Wani (lwani@okcthunder.com)

Basketball Communications Coordinator
 Cole Terlip (cterlip@okcthunder.com)

2022-23 SEASON SERIES RESULTS

Oct.22 vs. Denver Denver, 122-117
 Nov.3 @ Oklahoma City Denver, 122-110
 Nov.23 @ Oklahoma City Denver, 131-126
 Jan.22 vs. Denver Oklahoma City, 101-99

2022-23 REGULAR SEASON VS. THUNDER

DATE	SITE	TIME/RESULT
Oct.22	Denver	W, 122-117
Nov.3	Oklahoma City	W, 122-110
Nov.23	Oklahoma City	W, 131-126 (OT)
Jan.22	Denver	L, 99-101

2021-22 REGULAR SEASON VS. THUNDER

DATE	SITE	RESULT
Dec.22	Oklahoma City	L, 94-108
Jan.9	Oklahoma City	W, 99-95
Mar.2	Denver	L, 107-119
Mar.26	Denver	W, 113-107

SERIES HISTORY VS. THUNDER

	ALL-TIME	STREAKS	LAST WIN	LAST LOSS
Overall	93-102	Lost 1	Nov.23	Jan.22
Home	60-37	Lost 1	Oct.22	Jan.22
Road	33-65	Won 3	Nov.23	Dec.22

2022-23 DENVER STATISTICS VS. OKLAHOMA CITY

PLAYER	GP-GS	MIN	FG-ATT	FG%	3FG-ATT	3FG%	FT-FTA	FT%	OFF	DEF	TOT/AVG	AST	PF-D	STL	TO	BLK	PTS	AVG
A. Gordon	4-4	139.7	27-53	.509	9-15	.600	21-37	.568	16	17	33/8.3	10	2-23	3	5	5	84	21.0
N. Jokic	3-3	117.5	23-34	.676	2-4	.500	25-30	.833	4	35	39/13.0	36	10-22	2	17	1	73	24.3
J. Murray	3-3	98.7	25-54	.463	6-16	.375	10-12	.833	1	13	14/4.7	16	1-11	2	8	0	66	22.0
K. Caldwell-Pope	4-4	145.0	18-40	.450	14-30	.467	7-10	.700	3	16	19/4.8	5	13-9	2	6	2	57	14.3
B. Brown	4-2	138.6	21-46	.457	9-20	.450	0-4	.000	3	24	27/6.8	24	12-5	7	7	2	51	12.8
J. Green	3-0	59.1	13-17	.765	3-4	.750	4-8	.500	0	5	5/1.7	4	8-7	2	5	0	33	11.0
M. Porter Jr.	2-2	56.2	12-25	.480	8-16	.500	1-1	1.000	3	9	12/6.0	3	5-3	1	4	1	33	16.5
Z. Nnaji	4-1	57.9	9-16	.563	2-3	.667	8-12	.667	8	9	17/4.3	1	11-8	0	1	2	28	7.0
C. Braun	4-0	59.2	8-16	.500	5-8	.625	3-3	1.000	4	9	13/3.3	6	5-2	1	2	3	24	6.0
V. Cancar	2-0	44.7	7-18	.389	3-10	.300	2-2	1.000	1	3	4/2.0	5	1-4	0	1	3	19	9.5
D. Reed	2-1	32.8	2-11	.182	1-6	.167	0-0	.000	1	4	5/2.5	2	3-0	0	4	0	5	2.5
N. Hyland	2-0	25.6	0-9	.000	0-3	.000	1-2	.500	0	1	1/0.5	6	3-3	1	2	0	1	0.5
J. White	1-0	9.8	0-0	.000	0-0	.000	0-0	.000	0	1	1/1.0	0	2-0	0	0	2	0	0.0
TEAM	38-20	984.9	165-339	.487	62-135	.459	82-121	.678	44	146	190/47.5	118	76-97	21	62	21	474	118.5

2022-23 OKLAHOMA CITY STATISTICS VS. DENVER

PLAYER	GP-GS	MIN	FG-ATT	FG%	3FG-ATT	3FG%	FT-FTA	FT%	OFF	DEF	TOT/AVG	AST	PF-D	STL	TO	BLK	PTS	AVG
S. Gilgeous-Alexander	4-4	149.0	45-82	.549	3-11	.273	37-38	.974	2	17	19/4.8	26	12-27	5	11	3	130	32.5
J. Giddey	4-4	123.8	29-60	.483	5-13	.385	2-4	.500	8	18	26/6.5	20	7-5	3	12	2	65	16.3
L. Dort	4-4	127.5	21-57	.368	6-26	.231	9-13	.692	5	15	20/5.0	8	14-13	4	5	1	57	14.3
I. Joe	2-0	41.4	10-20	.500	9-17	.529	0-0	.000	4	0	4/2.0	3	4-3	1	1	0	29	14.5
T. Mann	4-0	76.3	12-26	.462	2-11	.182	2-6	.333	1	11	12/3.0	6	7-4	0	2	1	28	7.0
J. Robinson-Earl	3-3	75.6	11-27	.407	6-14	.429	0-2	.000	6	14	20/6.7	4	6-1	5	2	1	28	9.3
J. Williams	3-1	72.9	9-22	.409	2-6	.333	8-8	1.000	1	5	6/2.0	5	9-6	1	2	2	28	9.3
M. Muscala	3-1	47.9	9-20	.450	4-9	.444	4-4	1.000	2	10	12/4.0	2	7-5	0	0	0	26	8.7
A. Pokusevski	3-3	68.9	8-18	.444	2-8	.250	1-2	.500	1	8	9/3.0	4	7-2	4	1	6	19	6.3
K. Williams	3-0	63.6	7-14	.500	4-7	.571	1-1	1.000	7	8	15/5.0	8	9-3	2	0	0	19	6.3
D. Bazley	4-0	62.5	3-11	.273	2-5	.400	1-2	.500	3	12	15/3.8	6	6-2	3	2	6	9	2.3
A. Wiggins	2-0	31.7	2-6	.333	1-3	.333	4-4	1.000	4	6	10/5.0	2	4-2	0	0	0	9	4.5
E. Omoruyi	2-0	15.4	2-5	.400	0-1	.000	0-0	.000	1	1	2/1.0	0	4-1	1	0	0	4	2.0
O. Dieng	2-0	19.1	1-5	.200	0-2	.000	1-2	.500	1	2	3/1.5	1	1-2	0	1	0	3	1.5
L. Waters III	1-0	2.3	0-0	.000	0-0	.000	0-0	.000	0	1	1/1.0	0	0-0	0	0	0	0	0.0
J. Williams	1-0	7.0	0-0	.000	0-0	.000	0-0	.000	0	2	2/2.0	0	0-0	0	0	0	0	0.0
TEAM	45-20	984.9	169-373	.453	46-133	.346	70-86	.814	46	130	176/44.0	95	97-76	29	39	22	454	113.5





2023-24 VS NUGGETS	2022-23 SEASON	PLAYOFFS
--------------------	----------------	----------

Oct. 29 at Oklahoma City	40-42 (.488)	Did not qualify
Dec. 16 at Denver	in Northwest	
Dec. 29 at Denver		
Jan. 31 at Oklahoma City		

DATE	SITE	W/L	SCORE	DATE	SITE	W/L	SCORE	DATE	SITE	W/L	SCORE	DATE	SITE	W/L	SCORE	DATE	SITE	W/L	SCORE
1/8/97	DEN	L	99-109	1/18/02	DEN	W	96-90	3/28/07	DEN	L	97-100	1/16/13	OKC	L	97-117	12/18/17	OKC	L	94-95
2/11/97	SEA	L	81-108	1/19/02	SEA	L	77-104	4/1/07	SEA	W	114-103	1/20/13	DEN	W	121-118*	2/1/18	DEN	W	127-124
3/20/97	SEA	L	97-123	3/23/02	DEN	W	88-85	10/31/07	DEN	W	120-103	3/1/13	DEN	W	105-103	3/30/18	OKC	W	126-125*
4/17/97	DEN	L	104-108	12/30/02	DEN	L	77-79	2/27/08	SEA	W	138-96	3/19/13	OKC	W	114-104	11/24/18	OKC	W	105-98
11/22/97	DEN	L	80-84	1/3/03	SEA	W	94-82	3/16/08	DEN	W	168-116	11/18/13	OKC	L	113-115	12/14/18	DEN	W	109-98
12/18/97	SEA	L	106-119	3/16/03	DEN	L	84-92	4/6/08	SEA	L	147-151**	12/17/13	DEN	L	93-105	2/26/19	DEN	W	121-112
2/22/98	SEA	L	68-88	3/21/03	SEA	L	99-101*	1/2/09	OKC	W	122-120	1/9/14	DEN	W	101-88	3/29/19	OKC	W	115-105
4/5/98	DEN	L	83-87	12/17/03	SEA	W	99-98	2/4/09	OKC	W	114-113	3/24/14	OKC	L	96-117	12/14/19	DEN	W	110-102
2/13/99	SEA	L	92-105	12/20/03	DEN	L	106-115	3/11/09	DEN	W	112-99	11/1/14	OKC	L	91-102	2/21/20	OKC	L	101-113
3/21/99	DEN	W	102-98	3/26/04	SEA	L	86-102	4/8/09	DEN	W	122-112	11/19/14	DEN	W	107-100	8/3/20	OKC	W	121-113*
4/1/99	DEN	W	113-110	3/30/04	DEN	W	124-119	12/14/09	DEN	W	102-93	2/9/15	DEN	L	114-124	1/19/21	DEN	W	119-101
4/30/99	SEA	L	101-111	11/9/04	DEN	L	88-108	1/29/10	OKC	L	84-101	2/22/15	OKC	L	94-119	2/12/21	DEN	W	97-95
12/14/99	SEA	L	84-109	12/22/04	SEA	L	83-98	3/3/10	DEN	W	119-90	11/1/15	OKC	L	93-117	2/27/21	OKC	W	126-96
1/12/00	DEN	L	93-103	1/18/05	SEA	W	116-110*	4/7/10	OKC	W	98-94	12/27/15	OKC	L	112-122	12/22/21	OKC	L	94-108
4/4/00	SEA	L	93-106	4/9/05	DEN	W	121-105	12/25/10	OKC	L	106-114	1/19/16	DEN	L	104-110	1/9/22	OKC	W	99-95
4/8/00	DEN	W	105-97	12/29/05	DEN	L	105-112	1/19/11	DEN	W	112-107	4/5/16	DEN	L	102-124	3/2/22	DEN	L	107-119
11/1/00	SEA	L	99-112	2/12/06	SEA	W	120-112*	4/5/11	DEN	L	94-101	11/25/16	DEN	L	129-132*	3/26/22	DEN	W	113-107
12/2/00	DEN	W	103-92	3/24/06	DEN	W	117-104	4/8/11	OKC	L	89-104	1/7/17	OKC	L	106-121	11/3/22	DEN	W	122-117
1/15/01	DEN	W	122-111	4/19/06	SEA	L	98-109	2/19/12	OKC	L	118-124*	4/9/17	DEN	L	105-106	11/3/22	OKC	W	122-117
2/21/01	SEA	L	98-127	12/28/06	DEN	W	112-98	3/15/12	DEN	L	90-103	4/12/17	OKC	W	111-105	11/23/22	OKC	W	131-126*
11/17/01	SEA	W	103-93	1/23/07	SEA	W	117-112	4/25/12	OKC	W	106-101	11/9/17	DEN	W	102-94	1/22/23	DEN	L	99-101

* overtime





ORLANDO MAGIC



Chairman/Governor Dan DeVos
 Board of Directors Dick DeVos, Doug DeVos, Ryan DeVos, Cole DeVos
 Chief Executive Officer/Alternate Governor Alex Martins
 Alternate Governor/Senior VP, Treasurer and Secretary Bob Schierbeek
 President of Basketball Operations Jeff Weltman
 General Manager Anthony Parker
 Executive Vice President of Basketball Operations Pete D'Alessandro
 Assistant General Manager David Bencs
 Head Coach Jamahl Mosley
 Assistant Coaches Nate Tibbets, Jesse Mermuys, Dale Osbourne, Bret Brielmaier, Lionel Chalmers
 High Performance Director Arnie Kander
 Head Athletic Trainer Ernest Eugene
 Head Strength and Conditioning Coach Todor Pandov
 Arena (capacity) Amway Center (18,846)
 Colors Blue, Silver and Black
 Television Bally Sports Florida, David Steele, Jeff Turner, Dante Marchitelli, Kendra Douglas
 Radio FM 96.9 The Game, Jake Chapman

ORLANDO PR STAFF

Chief Communications Officer
 Joel Glass (jglass@orlandomagic.com)
 Senior Director of Communications
 George Galante (ggalante@orlandomagic.com)
 Director of Public Relations
 Trish Wingerson (twingerson@orlandomagic.com)
 Communications Specialist
 Louis Axen (laxen@orlandomagic.com)

2022-23 SEASON SERIES RESULTS

Jan.15 vs. Denver
 Feb.9 @ Orlando
 Denver, 119-116
 Orlando, 115-104

2022-23 REGULAR SEASON VS. MAGIC

DATE	SITE	TIME/RESULT
Jan.15	Denver	W, 119-116
Feb.9	Orlando	L, 104-115

2021-22 REGULAR SEASON VS. MAGIC

DATE	SITE	RESULT
Dec.1	Orlando	L, 103-108
Feb.14	Denver	W, 121-111

SERIES HISTORY VS. MAGIC

	ALL-TIME	STREAKS	LAST WIN	LAST LOSS
Overall	35-34	Lost 1	Jan.15	Feb.9
Home	24-10	Won 7	Jan.15	Dec.8
Road	11-24	Lost 2	Mar.23	Feb.9

2022-23 DENVER STATISTICS VS. ORLANDO

PLAYER	GP-GS	MIN	FG-ATT	FG%	3FG-ATT	3FG%	FT-FTA	FT%	OFF	DEF	TOT/AVG	AST	PF-D	STL	TO	BLK	PTS	AVG
A. Gordon	2-2	70.3	24-34	.706	5-9	.556	9-18	.500	6	15	21/10.5	8	3-11	1	3	1	62	31.0
N. Jokic	2-2	72.4	18-30	.600	4-9	.444	6-9	.667	2	20	22/11.0	20	6-9	3	11	3	46	23.0
M. Porter Jr.	2-2	62.5	9-29	.310	7-20	.350	3-3	1.000	2	5	7/3.5	0	5-1	1	3	1	28	14.0
K. Caldwell-Pope	2-2	74.1	9-18	.500	2-10	.200	1-2	.500	2	6	8/4.0	5	4-2	3	2	1	21	10.5
B. Brown	2-1	57.7	8-16	.500	0-5	.000	3-4	.750	1	2	3/1.5	5	2-2	6	3	3	19	9.5
J. Murray	1-1	38.4	6-17	.353	3-10	.300	3-3	1.000	2	2	4/4.0	7	4-4	0	4	0	18	18.0
Z. Nnaji	1-0	15.6	4-4	1.000	1-1	1.000	0-0	.000	0	1	1/1.0	1	2-1	0	0	0	9	9.0
J. Green	1-0	12.1	3-6	.500	0-2	.000	1-2	.500	1	2	3/3.0	1	0-1	0	0	0	7	7.0
C. Braun	2-0	28.9	2-7	.286	0-1	.000	0-0	.000	2	2	4/2.0	0	3-0	1	0	0	4	2.0
N. Hyland	1-0	8.7	2-5	.400	0-3	.000	0-0	.000	0	2	2/2.0	3	2-0	1	1	0	4	4.0
V. Cancar	1-0	11.9	1-3	.333	1-2	.500	0-0	.000	0	1	1/1.0	1	0-1	0	1	1	3	3.0
D. Jordan	1-0	13.2	1-1	1.000	0-0	.000	0-2	.000	1	2	3/3.0	0	4-1	0	2	0	2	2.0
I. Smith	1-0	14.4	0-3	.000	0-0	.000	0-0	.000	0	1	1/1.0	5	2-0	0	1	0	0	0.0
TEAM	19-10	479.9	87-173	.503	23-72	.319	26-43	.605	19	61	80/40.0	56	37-33	16	31	10	223	111.5

2022-23 ORLANDO STATISTICS VS. DENVER

PLAYER	GP-GS	MIN	FG-ATT	FG%	3FG-ATT	3FG%	FT-FTA	FT%	OFF	DEF	TOT/AVG	AST	PF-D	STL	TO	BLK	PTS	AVG
B. Bol	2-0	33.0	16-23	.696	1-3	.333	1-1	1.000	3	6	9/4.5	1	2-2	1	1	1	34	17.0
P. Banchoero	2-2	66.0	10-21	.476	3-5	.600	6-8	.750	2	10	12/6.0	6	5-5	1	4	1	29	14.5
F. Wagner	2-2	66.2	10-25	.400	3-11	.273	6-7	.857	1	6	7/3.5	8	3-6	4	3	0	29	14.5
M. Fultz	2-2	59.1	11-23	.478	1-2	.500	5-8	.625	6	9	15/7.5	10	4-5	5	7	0	28	14.0
W. Carter Jr.	2-2	61.0	10-21	.476	2-6	.333	5-8	.625	3	9	12/6.0	4	4-5	0	3	1	27	13.5
C. Anthony	2-0	47.9	9-21	.429	0-4	.000	6-8	.750	1	11	12/6.0	13	5-4	0	2	4	24	12.0
M. Wagner	2-0	34.2	7-15	.467	2-9	.222	4-5	.800	3	4	7/3.5	2	5-3	2	1	0	20	10.0
J. Suggs	2-1	39.9	7-15	.467	1-7	.143	3-4	.750	1	3	4/2.0	2	2-3	1	1	0	18	9.0
C. Houston	1-0	16.3	3-4	.750	1-2	.500	0-0	.000	2	0	2/2.0	0	1-0	1	0	0	7	7.0
T. Ross	1-0	23.2	3-6	.500	1-4	.250	0-0	.000	0	1	1/1.0	0	0-1	1	1	0	7	7.0
G. Harris	1-1	21.5	2-4	.500	1-3	.333	0-0	.000	2	0	2/2.0	1	2-1	0	0	0	5	5.0
J. Isaac	1-0	11.0	0-3	.000	0-0	.000	3-4	.750	1	2	3/3.0	1	0-2	3	0	1	3	3.0
M. Bamba	1-0	0.8	0-0	.000	0-0	.000	0-0	.000	0	0	0/0.0	0	0-0	0	0	0	0	0.0
TEAM	21-10	480.0	88-181	.486	16-56	.286	39-53	.736	25	61	86/43.0	48	33-37	19	23	8	231	115.5





2023-24 VS NUGGETS

Nov. 22 at Orlando
Jan. 5 at Denver

2022-23 SEASON

34-48 (.415)
in Southeast

PLAYOFFS

Did not qualify

DATE	SITE	W/L	SCORE	DATE	SITE	W/L	SCORE	DATE	SITE	W/L	SCORE	DATE	SITE	W/L	SCORE	DATE	SITE	W/L	SCORE
2/21/97	ORL	L	86-99	3/9/03	ORL	L	98-111	1/17/09	DEN	L	88-106	3/12/14	ORL	W	120-112	11/2/19	ORL	W	91-87
3/11/97	DEN	L	91-96	11/14/03	DEN	W	106-101	2/11/09	ORL	W	82-73	1/7/15	DEN	W	93-90	12/18/19	DEN	W	113-104
11/14/97	ORL	L	85-103	2/20/04	ORL	L	98-102	1/13/10	DEN	W	115-97	3/22/15	ORL	W	119-100	3/23/21	ORL	W	110-99
1/13/98	DEN	L	84-98	12/6/04	DEN	W	115-102	3/28/10	ORL	L	97-103	12/8/15	DEN	L	74-85	4/4/21	DEN	W	119-109
12/3/99	DEN	L	100-112	12/18/04	ORL	L	95-117	12/14/10	DEN	W	111-94	3/15/16	ORL	L	110-116	12/1/21	ORL	L	103-108
3/11/00	ORL	L	107-110	12/10/05	ORL	L	83-94	3/18/11	ORL	L	82-85	12/10/16	ORL	W	121-113	2/14/22	DEN	W	121-111
12/7/00	ORL	L	93-103	3/4/06	DEN	W	110-94	4/1/12	ORL	W	104-101	1/16/17	DEN	W	125-112	1/15/23	DEN	W	119-116
2/26/01	DEN	L	86-93	11/15/06	ORL	L	99-108	4/22/12	DEN	W	101-74	11/11/17	DEN	W	125-107	2/9/23	ORL	L	104-115
11/15/01	DEN	L	82-101	2/28/07	DEN	W	111-101	11/2/12	ORL	L	89-102	12/8/17	ORL	W	103-89	--	--	--	--
3/15/02	ORL	L	102-124	1/11/08	DEN	W	113-103	1/9/13	DEN	W	108-105	11/23/18	DEN	W	112-87	--	--	--	--
12/20/02	DEN	L	80-89	2/13/08	ORL	L	98-109	1/11/14	DEN	W	120-94	12/5/18	ORL	W	124-118*	--	--	--	--

* overtime





PHILADELPHIA 76ERS



Managing Partner Josh Harris
 President, Basketball Operations Daryl Morey
 General Manager Elton Brand
 Assistant Coaches Bryan Gates, Bobby Jackson, Rico Hines, Matt Brase, Coby Karl, Mike Longabardi, Doug West
 Head Video Coordinator John Corbacio
 Player Development Coaches Fabulous Flourmoy, Jason Love, TJ DiLeo, Terrel Harris, Toure' Murry, Reggie Redding
 Assistant Video Coordinator Kareem Thawer
 Vice President, Athlete Care Simon Rice
 Head Athletic Trainer Kevin Johnson
 Team Address 3 Banner Way Camden, NJ 08103
 Business Phone 215-339-7600
 Website sixers.com
 Twitter @Sixers
 PR Twitter @SixersStats
 Arena (capacity) Wells Fargo Center (20,007)
 Radio The Fanatic (97.5 FM): Tom McGinnis
 Television NBC Sports Philadelphia, NBC Sports Philadelphia+: Alaa Abdelnaby

PHILADELPHIA PR STAFF

Chief Communications Officer
 Dave Sholler (davesholler@76ers.com)
 Senior Director, 76ers Corporate Communications
 Molly McEndy (mollymita@76ers.com)
 Senior Director, Basketball Communications
 Rob King (robertking@76ers.com)
 Director, Basketball Communications
 Brandon Chinn (brandonchinn@76ers.com)
 Communications Coordinator
 Erik Chambliss (erikchambliss@76ers.com)
 Coordinator, Corporate Communications
 Will Abbamont (willabbamont@76ers.com)

2022-23 SEASON SERIES RESULTS

Jan.28 @ Philadelphia L, 89-103 Philadelphia, 126-119
 Mar.27 vs. Denver W, 116-111 Denver, 116-111

2022-23 REGULAR SEASON VS. 76ERS

DATE	SITE	TIME/RESULT
Jan.28	Philadelphia	L, 119-126
Mar.27	Denver	W, 116-111

2021-22 REGULAR SEASON VS. 76ERS

DATE	SITE	RESULT
Nov.18	Denver	L, 89-103
Mar.14	Philadelphia	W, 114-110

SERIES HISTORY VS. 76ERS

	ALL-TIME	STREAKS	LAST WIN	LAST LOSS
Overall	43-53	Won 1	Mar.27	Jan.28
Home	26-21	Won 1	Mar.27	Nov.18
Road	17-32	Lost 1	Mar.14	Jan.28

2022-23 DENVER STATISTICS VS. PHILADELPHIA

PLAYER	GP-GS	MIN	FG-ATT	FG%	3FG-ATT	3FG%	FT-FTA	FT%	OFF	DEF	TOT/AVG	AST	PF-D	STL	TO	BLK	PTS	AVG
N. Jokic	2-2	73.3	16-23	.696	2-2	1.000	15-17	.882	4	21	25/12.5	21	5-11	0	10	4	49	24.5
J. Murray	2-2	74.6	15-30	.500	5-13	.385	6-7	.857	1	8	9/4.5	13	6-7	3	8	0	41	20.5
M. Porter Jr.	2-2	59.5	13-25	.520	8-16	.500	1-1	1.000	1	11	12/6.0	0	3-2	0	1	0	35	17.5
A. Gordon	2-2	53.7	14-24	.583	0-4	.000	2-4	.500	4	5	9/4.5	5	2-5	2	1	1	30	15.0
B. Brown	2-0	50.9	8-18	.444	3-8	.375	6-7	.857	2	6	8/4.0	8	5-5	1	4	1	25	12.5
K. Caldwell-Pope	2-2	65.4	5-16	.313	3-8	.375	0-0	.000	2	4	6/3.0	6	3-0	4	0	1	13	6.5
J. Green	2-0	42.3	4-8	.500	0-3	.000	4-4	1.000	0	3	3/1.5	4	1-4	1	2	0	12	6.0
N. Hyland	1-0	21.1	4-10	.400	1-6	.167	2-2	1.000	0	1	1/1.0	2	1-1	1	0	2	11	11.0
Z. Nnaji	2-0	22.7	5-8	.625	1-3	.333	0-0	.000	1	1	2/1.0	2	2-0	1	0	1	11	5.5
C. Braun	1-0	16.6	3-4	.750	2-3	.667	0-0	.000	1	2	3/3.0	1	2-0	1	0	0	8	8.0
TEAM	18-10	480.0	87-166	.524	25-66	.379	36-42	.857	16	62	78/39.0	62	30-35	14	26	10	235	117.5

2022-23 PHILADELPHIA STATISTICS VS. DENVER

PLAYER	GP-GS	MIN	FG-ATT	FG%	3FG-ATT	3FG%	FT-FTA	FT%	OFF	DEF	TOT/AVG	AST	PF-D	STL	TO	BLK	PTS	AVG
J. Embiid	1-1	37.9	18-31	.581	4-7	.571	7-10	.700	6	12	18/18.0	5	2-6	3	6	2	47	47.0
T. Maxey	2-1	64.2	16-32	.500	4-11	.364	6-11	.545	1	6	7/3.5	11	2-6	3	2	0	42	21.0
T. Harris	2-2	60.6	12-22	.545	4-8	.500	2-2	1.000	0	11	11/5.5	4	5-3	1	3	0	30	15.0
G. Niang	2-0	41.9	8-14	.571	6-11	.545	0-0	.000	0	5	5/2.5	0	2-0	0	1	0	22	11.0
D. Melton	2-2	48.6	7-20	.350	3-10	.300	3-3	1.000	2	2	4/2.0	4	7-3	3	5	0	20	10.0
J. Harden	1-1	35.8	5-10	.500	3-6	.500	4-6	.667	1	3	4/4.0	13	1-2	0	0	0	17	17.0
P. Reed	1-0	16.8	7-7	1.000	0-0	.000	2-3	.667	3	6	9/9.0	1	2-2	2	1	1	16	16.0
J. McDaniels	1-0	21.6	6-8	.750	1-1	1.000	1-1	1.000	1	1	2/2.0	1	2-1	1	1	0	14	14.0
D. House Jr.	1-0	17.1	3-8	.375	1-4	.250	1-2	.500	1	0	1/1.0	1	0-1	1	1	0	8	8.0
F. Korkmaz	1-0	7.1	2-2	1.000	0-0	.000	2-2	1.000	0	1	1/1.0	1	1-1	1	0	0	6	6.0
M. Harrell	2-0	15.9	2-3	.667	0-1	.000	1-2	.500	1	1	2/1.0	0	3-1	0	0	0	5	2.5
S. Milton	2-0	37.2	1-10	.100	0-3	.000	2-2	1.000	4	4	8/4.0	5	2-1	1	2	0	4	2.0
J. Springer	1-0	5.8	0-1	.000	0-0	.000	2-2	1.000	0	2	2/2.0	1	0-1	0	0	0	2	2.0
M. Thybulle	1-0	12.2	1-2	.500	0-0	.000	0-0	.000	2	0	2/2.0	0	0-1	3	0	0	2	2.0
P. Tucker	2-2	47.1	1-6	.167	0-3	.000	0-0	.000	1	0	1/0.5	1	5-0	1	0	0	2	1.0
D. Dedmon	1-1	10.3	0-2	.000	0-0	.000	0-0	.000	0	2	2/2.0	1	1-1	0	0	2	0	0.0
TEAM	23-10	480.0	89-178	.500	26-65	.400	33-46	.717	23	56	79/39.5	49	35-30	20	22	5	237	118.5





2023-24 VS NUGGETS	2022-23 SEASON	PLAYOFFS
--------------------	----------------	----------

Jan. 16 at Philadelphia	54-28 (.659)	Defeated Brooklyn, 4-0
Jan. 27 at Denver	in Atlantic	Lost to Boston, 4-3

DATE	SITE	W/L	SCORE	DATE	SITE	W/L	SCORE	DATE	SITE	W/L	SCORE	DATE	SITE	W/L	SCORE	DATE	SITE	W/L	SCORE
12/26/96	DEN	L	89-118	3/2/03	DEN	L	94-100	12/26/08	DEN	W	105-101	2/3/15	PHI	L	98-105	12/10/19	PHI	L	92-97
2/16/97	PHI	W	112-97	12/12/03	PHI	W	86-77	2/18/09	PHI	W	101-89	3/25/15	DEN	L	85-99	1/9/21	PHI	W	115-103
12/12/97	PHI	L	91-106	2/17/04	DEN	W	106-85	12/7/09	PHI	W	93-83	12/5/15	PHI	W	108-105	3/30/21	DEN	W	104-95
2/27/98	DEN	L	78-79	12/14/04	PHI	L	102-110	1/3/10	DEN	L	105-108	3/23/16	DEN	W	104-103	1/18/21	DEN	L	89-103
12/6/99	PHI	W	94-77	12/31/04	DEN	W	97-92	12/26/10	PHI	L	89-95	12/5/16	PHI	W	106-98	3/14/22	PHI	W	114-110
1/31/00	DEN	W	83-80	12/27/05	DEN	L	106-108	1/30/11	PHI	L	99-110	12/30/16	DEN	L	122-124	1/29/23	PHI	L	119-126
12/4/00	DEN	W	105-98	3/9/06	PHI	W	97-93	1/18/12	PHI	W	108-104*	12/30/17	DEN	L	102-107	3/27/23	DEN	W	116-111
2/5/01	PHI	L	80-99	11/10/06	PHI	W	108-101	10/31/12	PHI	L	75-84	3/26/18	PHI	L	104-123	--	--	--	--
12/28/01	DEN	W	93-90	1/2/07	DEN	L	97-108	3/21/13	DEN	W	101-100	1/26/19	DEN	W	126-110	--	--	--	--
2/18/02	PHI	L	83-110	1/6/08	DEN	W	109-96	12/7/13	PHI	W	103-92	2/8/19	PHI	L	110-117	--	--	--	--
12/16/02	PHI	L	71-93	3/19/08	PHI	L	113-115	1/1/14	DEN	L	102-114	1/8/19	DEN	W	100-97	--	--	--	--

* overtime





PHOENIX SUNS



Governor Mat Ishbia
 Alternate Governor Justin Ishbia
 Alternate Governor Sam Garvin
 Alternate Governor Jahm Najafi
 GM/President of Basketball Operations James Jones
 Assistant GMs Trevor Bukstein, Ryan Resch, Morgan Cato, Gerald Madkins
 Head Coach Frank Vogel
 Associate Head Coach Kevin Young
 Assistant Coaches David Fizdale, Quinton Crawford, Miles Simon, Greg St. Jean, John Lucas III, Dru Anthrop, Jon Pastorek
 Director, Medical Services/Head Athletic Trainer David Crewe
 Arena (Capacity) Footprint Center (17,071)
 Address 201 E. Jefferson Street, Phoenix, AZ 85004
 TV Arizona's Family - Kevin Ray, Eddie Johnson, Ann Meyers Drysdale
 Radio Arizona Sports 98.7 FM - Jon Bloom, Tim Kempton
 Spanish Radio KSUN La Mejor Radio 1400 AM, 106.5 FM - Arturo Ochoa

PHOENIX PR STAFF

Senior Vice President, Communications
 Stacey Mitch (smitch@suns.com)
 Director, Basketball Communications
 Cole Mickelson (cmickelson@suns.com)
 Manager, Basketball Communications
 Bryce Marsee (bmarsee@suns.com)
 Manager, Basketball Communications
 Palmer Black (pblack@suns.com)
 Director, Communications
 Jenelle Scott (jscott@suns.com)
 Manager, Brand Communications
 Mychael Ramirez (mramirez@suns.com)

2022-23 SEASON SERIES RESULTS

Dec.25 vs. Denver
 Jan.11 vs. Denver
 Mar.31 @ Phoenix
 Apr.6 @ Phoenix
 Denver, 128-125
 Denver, 126-97
 Phoenix, 100-93
 Phoenix, 119-115

2022-23 REGULAR SEASON VS. SUNS

DATE	SITE	TIME/RESULT
Dec.25	Denver	W, 128-125 (OT)
Jan.11	Denver	W, 126-97
Mar.31	Phoenix	L, 93-100
Apr.6	Phoenix	L, 115-119

2021-22 REGULAR SEASON VS. SUNS

DATE	SITE	RESULT
Oct.20	Phoenix	W, 110-98
Nov.21	Phoenix	L, 97-126
Mar.24	Denver	L, 130-140

SERIES HISTORY VS. SUNS

	ALL-TIME	STREAKS	LAST WIN	LAST LOSS
Overall	86-102	Lost 2	Jan.11	Apr.6
Home	56-38	Won 2	Jan.11	Mar.24
Road	30-64	Lost 3	Oct.20	Apr.6

2022-23 DENVER STATISTICS VS. PHOENIX

PLAYER	GP-GS	MIN	FG-ATT	FG%	3FG-ATT	3FG%	FT-FTA	FT%	OFF	DEF	TOT/AVG	AST	PF-D	STL	TO	BLK	PTS	AVG
A. Gordon	3-3	101.7	25-45	.556	3-6	.500	13-25	.520	12	9	217/0	10	4-16	4	5	3	66	22.0
N. Jokic	2-2	72.7	26-40	.650	2-4	.500	8-12	.667	8	25	33/16.5	24	7-13	1	6	1	62	31.0
B. Brown	4-2	127.3	22-46	.478	1-9	.111	11-12	.917	6	8	14/3.5	10	8-8	7	4	1	56	14.0
J. Murray	2-2	68.7	13-32	.406	7-16	.438	9-11	.818	0	7	7/3.5	11	1-6	2	5	1	42	21.0
R. Jackson	2-2	64.5	13-29	.448	3-14	.214	4-4	1.000	1	4	5/2.5	10	4-3	3	5	0	33	16.5
C. Braun	4-2	84.4	11-20	.550	4-9	.444	5-7	.714	3	7	10/2.5	4	7-5	4	3	0	31	7.8
Z. Nnaji	4-0	68.6	13-22	.591	3-8	.375	2-2	1.000	4	4	8/2.0	1	11-4	1	3	1	31	7.8
K. Caldwell-Pope	2-2	65.7	9-17	.529	7-10	.700	5-5	1.000	0	5	5/2.5	6	4-7	4	1	0	30	15.0
N. Hyland	2-0	37.9	8-18	.444	5-12	.417	3-3	1.000	1	2	3/1.5	5	8-2	1	3	0	24	12.0
M. Porter Jr.	2-2	57.6	7-20	.350	2-12	.167	2-4	.500	0	11	11/5.5	1	8-3	1	0	1	18	9.0
D. Jordan	2-2	51.4	8-11	.727	0-0	.000	1-3	.333	5	18	23/11.5	1	3-4	3	2	1	17	8.5
I. Smith	3-0	43.3	7-24	.292	0-3	.000	1-2	.500	0	6	6/2.0	11	2-1	2	4	1	15	5.0
J. Green	1-0	22.3	4-7	.571	3-6	.500	3-4	.750	0	1	1/1.0	1	0-4	0	0	0	14	14.0
V. Canchar	3-0	55.9	4-11	.364	0-6	.000	2-2	1.000	2	8	10/3.3	3	5-2	2	1	3	10	3.3
P. Watson	2-1	52.4	3-12	.250	1-3	.333	1-2	.500	0	13	13/6.5	3	5-1	0	3	2	8	4.0
J. White	1-0	5.1	2-3	.667	1-1	1.000	0-0	.000	1	1	2/2.0	0	1-0	0	0	0	5	5.0
D. Reed	1-0	5.6	0-0	.000	0-0	.000	0-0	.000	0	3	3/3.0	1	0-0	0	0	0	0	0.0
TEAM	40-20	984.9	175-357	.490	42-119	.353	70-98	.714	43	132	175/43.8	102	78-79	35	45	15	462	115.5

2022-23 PHOENIX STATISTICS VS. DENVER

PLAYER	GP-GS	MIN	FG-ATT	FG%	3FG-ATT	3FG%	FT-FTA	FT%	OFF	DEF	TOT/AVG	AST	PF-D	STL	TO	BLK	PTS	AVG
K. Durant	2-2	73.8	20-33	.606	8-13	.615	11-14	.786	0	11	11/5.5	6	0-8	1	7	3	59	29.5
C. Paul	3-3	111.0	17-41	.415	8-19	.421	5-10	.500	1	15	16/5.3	31	7-7	4	6	2	47	15.7
D. Ayton	3-3	97.7	20-38	.526	1-1	1.000	5-8	.625	6	25	31/10.3	5	12-8	3	9	4	46	15.3
D. Booker	3-3	76.9	13-34	.382	3-14	.214	15-16	.938	0	3	3/1.0	14	5-9	1	6	0	44	14.7
T. Craig	4-2	96.5	17-25	.680	8-10	.800	1-2	.500	5	16	21/5.3	4	8-4	2	2	3	43	10.8
J. Okogie	4-2	94.9	13-30	.433	5-11	.455	6-10	.600	9	10	19/4.8	8	6-11	4	5	1	37	9.3
L. Shamet	2-0	45.8	11-23	.478	7-18	.389	4-4	1.000	0	2	2/1.0	8	5-3	0	2	1	33	16.5
D. Lee	2-0	56.3	10-20	.500	4-8	.500	5-5	1.000	1	11	12/6.0	4	5-6	0	3	0	29	14.5
B. Blyombo	4-1	62.1	8-21	.381	0-0	.000	6-9	.667	11	6	17/4.3	4	7-9	0	2	3	22	5.5
M. Bridges	2-2	70.3	8-22	.364	3-8	.375	1-1	1.000	3	4	7/3.5	7	6-3	0	3	4	20	10.0
J. Landale	2-0	28.8	6-9	.667	1-3	.333	0-0	.000	5	4	9/4.5	3	2-2	0	1	0	13	6.5
D. Sarić	1-1	25.8	5-10	.500	1-4	.250	0-0	.000	1	2	3/3.0	2	2-0	2	0	0	11	11.0
S. Lee	1-0	15.3	2-4	.500	0-1	.000	4-4	1.000	0	3	3/3.0	4	1-3	0	1	0	8	8.0
T. Ross	2-0	30.2	3-7	.429	2-6	.333	0-0	.000	0	5	5/2.5	2	0-1	1	0	0	8	4.0
D. Washington Jr.	1-1	24.2	3-14	.214	1-6	.167	1-3	.333	0	1	1/1.0	5	2-1	0	4	2	8	8.0
I. Wainright	3-0	37.1	3-7	.429	1-5	.200	0-0	.000	2	3	5/1.7	1	7-2	2	3	0	7	2.3
T. Warren	1-0	16.4	2-6	.333	0-1	.000	0-0	.000	3	3	6/6.0	3	1-0	2	1	1	4	4.0
C. Payne	2-0	22.1	1-7	.143	0-2	.000	0-0	.000	0	3	3/1.5	3	3-1	1	0	0	2	1.0
TEAM	42-20	985.0	162-351	.462	53-130	.408	64-86	.744	47	127	174/43.5	114	79-78	23	55	24	441	110.3





2023-24 VS NUGGETS	2022-23 SEASON	PLAYOFFS
Dec. 1 at Phoenix Mar. 5 at Denver Mar. 27 at Denver	45-37 (.549) in Pacific	Defeated LA Clippers, 4-1 Lost to Denver, 4-2

DATE	SITE	W/L	SCORE	DATE	SITE	W/L	SCORE	DATE	SITE	W/L	SCORE	DATE	SITE	W/L	SCORE	DATE	SITE	W/L	SCORE
11/26/96	DEN	W	117-108	12/15/01	DEN	W	106-98	3/17/07	DEN	W	131-107	11/12/12	PHX	L	100-110	2/10/18	PHX	W	123-113
12/23/96	PHX	W	112-109*	12/29/01	PHX	L	92-109	3/30/07	PHX	L	108-125	3/11/13	PHX	W	108-93	10/20/18	DEN	W	119-91
1/14/97	PHX	L	101-110	4/13/02	DEN	W	98-94	1/7/08	PHX	L	115-137	4/17/13	DEN	W	118-98	12/29/18	PHX	W	122-118
4/4/97	DEN	L	113-122	11/13/02	DEN	L	72-75	3/5/08	DEN	W	126-113	11/8/13	PHX	L	103-114	1/12/19	PHX	L	93-102
12/20/97	DEN	L	81-102	11/23/02	PHX	W	80-79	3/31/08	PHX	L	117-132	12/20/13	DEN	L	99-103	1/25/19	DEN	W	132-95
1/23/98	PHX	L	77-93	4/1/03	PHX	L	65-95	4/1/08	DEN	W	126-120	1/19/14	PHX	L	103-117	10/25/19	DEN	W	108-107*
3/10/98	DEN	L	76-100	4/8/03	DEN	L	78-98	12/20/08	PHX	L	101-108	2/18/14	DEN	L	107-112*	11/24/19	DEN	W	116-104
4/15/98	PHX	L	89-96	11/25/03	DEN	W	110-80	1/15/09	DEN	W	119-113*	11/26/14	PHX	L	112-120	12/23/19	PHX	W	113-111
2/7/99	PHX	L	108-115	1/13/04	PHX	W	105-92	3/23/09	PHX	L	115-118	11/28/14	DEN	W	122-97	2/8/20	PHX	W	117-108
2/15/99	DEN	L	106-115	1/21/04	DEN	W	97-92	12/12/09	DEN	W	105-99	2/25/15	DEN	L	96-110	1/1/21	DEN	L	103-106
4/29/99	DEN	L	87-98	4/7/04	PHX	W	111-96	2/3/10	DEN	L	97-109	11/14/15	PHX	L	81-105	1/22/21	PHX	W	130-126*
11/2/99	DEN	W	107-102*	12/20/04	DEN	L	105-107	3/1/10	PHX	L	85-101	11/20/15	DEN	L	107-114	1/23/21	PHX	W	120-112**
1/16/00	PHX	L	100-113	3/13/05	DEN	L	101-106	4/13/10	PHX	L	101-123	12/23/15	PHX	W	104-96	10/20/21	PHX	W	110-98
1/21/00	DEN	L	99-101	3/28/05	PHX	L	114-123	11/15/10	PHX	L	94-100	3/10/16	DEN	W	116-98	11/21/21	PHX	L	97-126
2/22/00	PHX	L	67-86	4/18/05	PHX	L	114-128	11/28/10	DEN	W	138-133	11/16/16	DEN	W	120-104	3/24/22	DEN	L	130-140
11/4/00	DEN	L	99-102	12/2/05	PHX	L	97-102	1/11/11	DEN	W	132-98	11/27/16	PHX	W	120-114	12/25/22	DEN	W	128-125*
12/23/00	PHX	L	93-102	1/10/06	DEN	W	139-137**	3/10/11	PHX	W	116-97	1/26/17	DEN	W	127-120	1/11/23	DEN	W	126-97
3/3/01	PHX	L	82-97	2/15/06	DEN	L	101-116	2/14/12	DEN	W	109-92	1/28/17	PHX	W	123-112	3/31/23	PHX	L	93-100
3/6/01	DEN	L	82-93	3/25/06	PHX	L	96-107	4/6/12	DEN	W	105-99	1/3/18	DEN	W	134-111	4/6/23	PHX	L	115-119
10/30/01	PHX	W	99-96	2/5/07	DEN	L	108-113	4/21/12	PHX	W	118-107	1/19/18	DEN	L	100-108	--	--	--	--

* overtime





PORTLAND TRAIL BLAZERS



Chair Jody Allen
 Vice Chair Bert Kolde
 President of Business Operations Dewayne Hankins
 General Manager Joe Cronin
 Assistant General Managers Andrae Patterson, Mike Schmitz, Sergi Oliva
 Head Coach Chauncey Billups
 Assistant Coaches Scott Brooks, Roy Rogers, Steve Hetzel, Jonah Herscu, Rodney Billups, Mark Tyndale
 Player Development Coaches Pooh Jeter, Gilbert Abraham, Ryan Gomes
 Analytics Coach Jacob Moallem
 Head Video Coordinator Eli Kell-Abrams
 Assistant Video Coordinators Ikenna Smart, Jason Luhnnow
 Director of Health & Performance Dr. Evan Ellis
 Head Athletic Trainer Courtney Watson
 Assistant Athletic Trainer/Physical Therapist Micah Smith
 Head Strength Coach Dale Boyd
 Sports Performance Therapist Charles Loftis
 Sports Scientist/Physical Therapist Cruz Romero
 Assistant Team Therapist Jeff Kraayeveld
 Director of Mind Health & Wellness Dr. Chantelle Green
 Arena Moda Center (19,441)
 Television ROOT SPORTS: Kevin Calabro, Lamar Hurd, Brooke Olzendam
 Radio Rip City Radio (620 AM): Travis Demers, Michael Holton

PORTLAND PR STAFF

SVP, Communications & Public Affairs
 Natalie King
 Vice President, Basketball Communications
 Rahsaan Gethers
 Director, Basketball Communications
 Maggie Yang
 Basketball Communications Coordinator
 Amanda Janczak

2022-23 SEASON SERIES RESULTS

Oct.24 @ Portland Portland, 135-110
 Dec.8 @ Portland Denver, 121-120
 Dec.23 vs. Denver Denver, 120-107
 Jan.17 vs. Denver Denver, 122-113

2022-23 REGULAR SEASON VS. TRAIL BLAZERS

DATE	SITE	TIME/RESULT
Oct.24	Portland	L, 110-135
Dec.8	Portland	W, 121-120
Dec.23	Denver	W, 120-107
Jan.17	Denver	W, 122-113

2021-22 REGULAR SEASON VS. TRAIL BLAZERS

DATE	SITE	RESULT
Nov.14	Denver	W, 124-95
Nov.23	Portland	L, 100-119
Jan.13	Denver	W, 140-108
Feb.27	Portland	W, 124-92

SERIES HISTORY VS. TRAIL BLAZERS

	ALL-TIME	STREAKS	LAST WIN	LAST LOSS
Overall	93-102	Won 3	Jan.17	Oct.24
Home	67-30	Won 5	Jan.17	Aug.6
Road	26-72	Won 1	Dec.8	Oct.24

2022-23 DENVER STATISTICS VS. PORTLAND

PLAYER	GP-GS	MIN	FG-ATT	FG%	3FG-ATT	3FG%	FT-FTA	FT%	OFF	DEF	TOT/AVG	AST	PF-D	STL	TO	BLK	PTS	AVG
N. Jokic	4-4	131.5	42-64	.656	2-5	.400	21-27	.778	8	31	39/9.8	39	12-21	3	13	2	107	26.8
J. Murray	4-4	131.5	26-65	.400	11-26	.423	8-13	.615	2	18	20/5.0	28	5-5	5	5	1	71	17.8
A. Gordon	4-4	122.0	29-45	.644	2-7	.286	10-12	.833	7	17	24/6.0	10	8-16	2	7	2	70	17.5
M. Porter Jr.	3-3	83.1	23-40	.575	10-20	.500	3-4	.750	2	11	13/4.3	4	9-4	1	2	0	59	19.7
N. Hyland	4-0	75.6	13-34	.382	9-22	.409	5-6	.833	1	10	11/2.8	9	5-6	2	4	1	40	10.0
B. Brown	4-1	108.9	17-29	.586	2-7	.286	1-5	.200	5	11	16/4.0	9	10-6	5	4	3	37	9.3
K. Caldwell-Pope	4-4	125.1	11-29	.379	6-15	.400	8-9	.889	1	7	8/2.0	10	9-8	6	1	1	36	9.0
J. Green	3-0	52.9	5-13	.385	1-3	.333	4-6	.667	3	5	8/2.7	4	6-5	2	2	0	15	5.0
Z. Nnaji	3-0	29.9	6-12	.500	1-5	.200	1-4	.250	6	1	7/2.3	0	6-3	1	1	0	14	4.7
D. Jordan	2-0	23.7	4-5	.800	0-0	.000	1-4	.250	1	7	8/4.0	1	2-3	0	0	3	9	4.5
C. Braun	3-0	35.1	3-6	.500	0-1	.000	0-0	.000	4	4	8/2.7	0	3-1	0	1	1	6	2.0
D. Reed	2-0	9.6	2-5	.400	1-3	.333	0-0	.000	0	0	0/0.0	0	1-0	0	2	0	5	2.5
P. Watson	1-0	2.7	2-3	.667	0-0	.000	0-0	.000	1	1	2/2.0	0	0-0	0	0	0	4	4.0
V. Canchar	2-0	23.0	0-1	.000	0-0	.000	0-0	.000	0	2	2/1.0	4	2-2	0	1	0	0	0.0
I. Smith	1-0	3.6	0-0	.000	0-0	.000	0-0	.000	0	0	0/0.0	1	0-0	0	1	0	0	0.0
J. White	1-0	2.0	0-0	.000	0-0	.000	0-0	.000	0	0	0/0.0	0	0-0	0	1	0	0	0.0
TEAM	45-20	960.0	183-351	.521	45-114	.395	62-90	.689	41	125	166/41.5	119	78-80	27	45	14	473	118.3

2022-23 PORTLAND STATISTICS VS. DENVER

PLAYER	GP-GS	MIN	FG-ATT	FG%	3FG-ATT	3FG%	FT-FTA	FT%	OFF	DEF	TOT/AVG	AST	PF-D	STL	TO	BLK	PTS	AVG
D. Lillard	4-4	145.3	44-80	.550	23-47	.489	38-39	.974	4	16	20/5.0	36	10-25	3	4	0	149	37.3
J. Grant	4-4	144.8	27-56	.482	8-23	.348	15-19	.789	2	14	16/4.0	8	10-14	4	4	2	77	19.3
A. Simons	4-4	145.4	25-66	.379	10-38	.263	3-4	.750	1	8	9/2.3	15	11-6	1	11	1	63	15.8
J. Nurkic	4-4	117.3	19-41	.463	4-10	.400	9-13	.692	7	31	38/9.5	13	21-13	3	11	7	51	12.8
J. Hart	4-4	138.0	16-30	.533	0-7	.000	4-5	.800	9	25	34/8.5	14	7-6	4	7	0	36	9.0
S. Sharpe	4-0	61.6	13-24	.542	4-11	.364	3-3	1.000	4	3	7/1.8	0	7-2	1	2	0	33	8.3
D. Eubanks	4-0	71.8	8-12	.667	1-1	1.000	2-2	1.000	5	7	12/3.0	0	8-3	3	1	4	19	4.8
K. Johnson	4-0	28.3	4-8	.500	2-6	.333	6-7	.857	0	3	3/0.8	4	1-4	2	4	2	16	4.0
N. Little	2-0	30.3	5-10	.500	2-4	.500	1-3	.333	0	4	4/2.0	0	1-2	0	0	0	13	6.5
T. Watford	3-0	20.8	3-6	.500	0-1	.000	2-2	1.000	3	3	6/2.0	1	0-1	0	1	0	8	2.7
G. Brown III	2-0	6.5	2-2	1.000	0-0	.000	0-1	.000	0	0	0/0.0	0	0-1	0	0	0	4	2.0
J. Winslow	1-0	22.4	2-6	.333	0-0	.000	0-0	.000	4	1	5/5.0	4	2-0	0	0	0	4	4.0
J. Walker	2-0	9.9	1-1	1.000	0-0	.000	0-0	.000	0	2	2/1.0	1	0-0	0	0	0	2	1.0
G. Payton II	1-0	17.9	0-2	.000	0-2	.000	0-0	.000	1	4	5/5.0	2	2-1	0	1	0	0	0.0
TEAM	43-20	959.9	169-344	.491	54-150	.360	83-98	.847	40	121	161/40.3	98	80-78	21	46	16	475	118.8





2023-24 VS NUGGETS

Feb. 2 at Denver
 Feb. 4 at Denver
 Feb. 23 at Portland
 Mar. 23 at Portland

2022-23 SEASON

33-49 (.402)
 in Northwest

PLAYOFFS

Did not qualify

DATE	SITE	W/L	SCORE	DATE	SITE	W/L	SCORE	DATE	SITE	W/L	SCORE	DATE	SITE	W/L	SCORE	DATE	SITE	W/L	SCORE
11/23/96	POR	L	65-105	2/23/02	POR	L	90-101	3/13/07	DEN	W	107-99	1/15/13	DEN	W	115-111*	1/22/18	DEN	W	104-101
12/5/96	DEN	L	104-115	3/9/02	DEN	W	109-106*	11/14/07	DEN	W	110-93	2/27/13	POR	W	111-109	4/9/18	DEN	W	88-82
4/7/97	DEN	L	104-110	1/12/02	POR	W	96-79	12/16/07	DEN	L	105-116	4/14/13	DEN	W	118-109	11/30/18	POR	W	113-112
4/16/97	POR	L	63-107	1/10/03	DEN	W	82-81	12/21/07	POR	L	96-99	11/1/13	DEN	L	98-113	1/13/19	DEN	W	116-113
1/18/98	POR	L	82-94	1/28/03	POR	L	92-98	2/4/08	POR	W	105-103*	1/23/14	POR	L	105-110	4/5/19	DEN	W	119-110
2/15/98	POR	L	82-117	2/26/03	DEN	L	84-94	12/22/08	DEN	W	97-89	2/25/14	DEN	L	95-100	4/7/19	POR	L	108-115
3/14/98	DEN	W	92-82	1/2/04	POR	W	106-96	12/23/08	POR	L	92-101	3/1/14	POR	L	96-102	10/23/19	POR	W	108-100
4/17/98	DEN	W	109-101	2/2/04	DEN	W	116-97	3/5/09	DEN	W	106-90	11/9/14	POR	L	100-116	12/12/19	DEN	W	114-99
2/17/99	POR	L	85-100	2/12/04	POR	W	107-98	4/15/09	POR	L	76-104	11/12/14	DEN	L	113-130	2/4/20	DEN	W	127-99
4/26/99	POR	L	77-93	4/10/04	DEN	W	110-100*	10/29/09	POR	W	97-94	12/2/14	DEN	L	103-105	8/6/20	DEN	L	115-125
5/2/99	DEN	L	102-110	2/2/05	POR	L	94-97	12/25/09	POR	L	96-107	3/28/15	POR	L	114-120	2/23/21	DEN	W	111-106
11/5/99	POR	L	83-95	3/7/05	DEN	W	111-98	3/7/10	DEN	W	118-106	11/9/15	DEN	W	108-104	4/21/21	POR	W	106-105
11/12/99	DEN	L	78-83	4/2/05	POR	W	103-97	4/1/10	DEN	W	109-92	12/30/15	POR	L	103-110	5/16/21	POR	L	116-132
12/20/99	DEN	W	97-88	4/19/05	DEN	W	119-115	11/18/10	POR	L	83-86	1/3/16	DEN	L	106-112	11/14/21	DEN	W	124-95
4/19/00	POR	W	96-95	11/4/05	DEN	W	107-68	12/28/10	DEN	W	95-77	4/13/16	DEN	L	99-107	11/23/21	POR	L	100-119
11/9/00	POR	L	91-107	1/25/06	POR	W	97-94	2/2/11	DEN	W	109-90	10/29/16	POR	L	113-115*	1/13/22	DEN	W	140-108
12/22/00	DEN	W	116-96	2/4/06	DEN	W	105-104	2/25/11	POR	L	106-107*	11/13/16	POR	L	105-112	2/27/22	POR	W	124-92
2/20/01	POR	L	94-104	4/10/06	POR	W	110-98	12/29/11	POR	L	102-111	12/15/16	DEN	W	132-120	10/24/22	POR	L	110-135
4/3/01	DEN	W	94-92	1/14/07	POR	W	109-93	2/4/12	POR	L	97-117	3/28/17	POR	L	113-122	12/8/22	POR	W	121-120
11/23/01	POR	L	90-97	1/31/07	POR	L	91-100	2/29/12	DEN	W	104-95	11/13/17	POR	L	82-99	12/23/22	DEN	W	120-107
2/5/02	DEN	W	97-96	2/2/07	DEN	W	114-107*	12/20/12	POR	L	93-101	12/22/17	POR	W	102-85	1/17/23	DEN	W	122-113

* overtime





SACRAMENTO KINGS



Owner and Chairman	Vivek Ranadivé
Chief Operating Officer	Matina Kolokotronis
President, Business Operations	John Rinehart
General Manager	Monte McNair
Assistant General Manager	Wes Wilcox
Head Coach	Mike Brown
Associate Head Coach	Jordi Fernandez
Assistant Coaches	Jay Triano, Doug Christie, Luke Loucks, Leandro Barbosa
Assistant Coach/Director of Player Development	Dutch Gaitley
Assistant Coaches/Player Development	Deividus Dulkys, Jawad Williams, Jimmy Alapag
Senior Director, Coaching Analytics & Strategy	Robbie Lemons
Head Video Coordinator/Special Assistant to the Head Coach	Charles Allen
Vice President, Basketball Engagement	Alvin Gentry
Vice President, Player Personnel	Phil Jabour
Vice President, Player Development/GM, Stockton Kings	Paul Johnson
Sr. Director, Athlete Health	Jas Randhawa
Director of Performance	Cory Kennedy
Head Athletic Trainer	Joel Noland
Head Strength & Conditioning Coach	Zac Howe
Director, Team Operations	Melanie Stocking
Director, Analytics	Colin Montague
Address	500 David J. Stern Walk, Sacramento, CA 95814
Arena (capacity)	Golden 1 Center (17,583)
Radio	KHTK 1140 (1140 AM): Gary Gerould
Television	NBC Sports California: Mark Jones, Kayte Christensen, Kyle Draper

SACRAMENTO PR STAFF

SVP, Communications & External Affairs
Becky Beland McNaught

VP, Media Relations
Shannon Malone (smalone@kings.com)

Manager, Media Relations
Michael Martinez (mmartinez@kings.com)

2022-23 SEASON SERIES RESULTS

Dec.27 @ Sacramento	Denver, 113-106
Dec.28 @ Sacramento	Sacramento, 127-126
Apr.9 vs. Denver	Denver, 109-95

2022-23 REGULAR SEASON VS. KINGS

DATE	SITE	TIME/RESULT
Dec.27	Sacramento	W, 113-106
Dec.28	Sacramento	L, 126-127
Apr.9	Denver	W, 109-95

2021-22 REGULAR SEASON VS. KINGS

DATE	SITE	RESULT
Jan.7	Denver	W, 121-111
Feb.24	Sacramento	W, 128-110
Feb.26	Denver	W, 115-110
Mar.9	Sacramento	W, 106-100

SERIES HISTORY VS. KINGS

	ALL-TIME	STREAKS	LAST WIN	LAST LOSS
Overall	101-94	Won 1	Apr.9	Dec.28
Home	68-28	Won 3	Apr.9	Dec.23
Road	33-66	Lost 1	Dec.27	Dec.28

2022-23 DENVER STATISTICS VS. SACRAMENTO

PLAYER	GP-GS	MIN	FG-ATT	FG%	3FG-ATT	3FG%	FT-FTA	FT%	OFF	DEF	TOT/AVG	AST	PF-D	STL	TO	BLK	PTS	AVG
N. Jokic	2-2	69.4	22-34	.647	0-3	.000	16-16	1.000	1	15	16/8.0	17	6-12	2	5	1	60	30.0
M. Porter Jr.	2-2	64.2	18-32	.563	9-17	.529	4-5	.800	2	11	13/6.5	3	5-2	2	6	3	49	24.5
Z. Nnaji	3-2	72.2	15-28	.536	2-11	.182	0-2	.000	8	8	16/5.3	1	11-4	2	6	1	32	10.7
V. Cancar	3-1	66.4	8-13	.615	6-8	.750	6-7	.857	2	5	7/2.3	7	4-7	2	3	1	28	9.3
N. Hyland	2-1	52.6	10-25	.400	4-13	.308	1-1	1.000	1	5	6/3.0	17	4-2	0	2	1	25	12.5
J. Murray	1-1	37.8	7-15	.467	3-7	.429	8-8	1.000	1	4	5/5.0	7	1-5	2	1	0	25	25.0
C. Braun	3-1	60.5	10-18	.556	1-4	.250	2-3	.667	3	2	5/1.7	2	4-4	1	4	2	23	7.7
B. Brown	2-1	40.4	10-20	.500	0-3	.000	3-5	.600	0	6	6/3.0	6	3-3	3	1	0	23	11.5
K. Caldwell-Pope	2-2	61.5	7-19	.368	2-8	.250	2-2	1.000	2	4	6/3.0	6	5-3	4	3	1	18	9.0
R. Jackson	1-0	25.2	7-11	.636	2-6	.333	0-0	.000	0	3	3/3.0	4	1-0	1	1	0	16	16.0
P. Watson	1-1	26.3	4-10	.400	0-2	.000	5-7	.714	2	2	4/4.0	0	1-4	1	2	1	13	13.0
T. Bryant	1-0	21.2	5-8	.625	2-3	.667	0-0	.000	1	7	8/8.0	0	1-0	0	0	1	12	12.0
D. Jordan	3-1	49.0	4-7	.571	0-0	.000	3-4	.750	4	12	16/5.3	2	4-5	3	5	1	11	3.7
D. Reed	2-0	17.2	2-4	.500	1-3	.333	2-4	.500	2	1	3/1.5	3	3-2	3	1	0	7	3.5
I. Smith	3-0	41.2	2-8	.250	0-3	.000	0-0	.000	0	3	3/1.0	14	3-0	2	4	0	4	1.3
J. White	1-0	15.0	1-3	.333	0-1	.000	0-0	.000	3	5	8/8.0	1	1-0	1	1	0	2	2.0
TEAM	32-15	720.0	132-255	.518	32-92	.348	52-64	.813	32	93	125/41.7	90	57-53	29	45	13	348	116.0

2022-23 SACRAMENTO STATISTICS VS. DENVER

PLAYER	GP-GS	MIN	FG-ATT	FG%	3FG-ATT	3FG%	FT-FTA	FT%	OFF	DEF	TOT/AVG	AST	PF-D	STL	TO	BLK	PTS	AVG
D. Fox	3-3	85.0	28-47	.596	6-14	.429	8-10	.800	1	4	51/17	20	2-10	1	10	0	70	23.3
M. Monk	3-0	74.0	17-36	.472	4-15	.267	7-8	.875	1	3	41/13	7	2-5	2	9	1	45	15.0
D. Sabonis	2-2	56.8	18-27	.667	2-2	1.000	7-11	.636	8	11	19/9.5	10	7-9	1	4	3	45	22.5
K. Huerter	3-3	76.0	15-28	.536	7-15	.467	2-2	1.000	2	5	7/2.3	5	10-4	4	5	1	39	13.0
H. Barnes	3-3	74.2	12-26	.462	6-13	.462	8-10	.800	4	6	10/3.3	3	5-8	2	2	0	38	12.7
K. Murray	3-3	77.7	12-25	.480	5-17	.294	1-2	.500	1	8	9/3.0	4	2-3	3	0	1	30	10.0
T. Lyles	3-0	68.2	7-17	.412	2-10	.200	2-2	1.000	4	17	21/7.0	5	3-5	2	5	0	18	6.0
D. Mitchell	2-0	38.7	5-12	.417	1-5	.200	0-0	.000	1	1	2/1.0	11	1-2	3	2	0	11	5.5
C. Metu	1-0	11.9	2-4	.500	0-1	.000	5-6	.833	0	0	0/0.0	0	0-3	1	0	0	9	9.0
R. Holmes	3-0	40.8	3-9	.333	0-1	.000	2-2	1.000	3	7	10/3.3	2	5-2	1	0	2	8	2.7
T. Davis	1-0	18.1	2-9	.222	1-8	.125	0-2	.000	0	1	1/1.0	0	1-2	0	0	0	5	5.0
P. Dozier	1-0	24.4	2-8	.250	0-3	.000	0-0	.000	1	3	4/4.0	6	2-1	3	2	0	4	4.0
K. Okpala	2-0	20.9	1-1	1.000	1-1	1.000	0-0	.000	0	3	3/1.5	1	4-1	1	2	3	3	1.5
A. Len	2-1	26.2	0-1	.000	0-1	.000	2-2	1.000	1	8	9/4.5	1	5-1	1	2	2	2	1.0
K. Ellis	1-0	13.4	0-3	.000	0-2	.000	1-2	.500	0	0	0/0.0	1	0-1	0	0	0	1	1.0
K. Edwards	1-0	9.8	0-2	.000	0-1	.000	0-0	.000	1	0	1/1.0	0	4-0	0	0	0	0	0.0
N. Queta	1-0	4.2	0-1	.000	0-0	.000	0-0	.000	1	1	2/2.0	0	0-0	0	0	1	0	0.0
TEAM	35-15	719.9	124-256	.484	35-109	.321	45-59	.763	29	78	107/35.7	76	53-57	25	43	14	328	109.3





2023-24 VS NUGGETS

Dec. 2 at Sacramento
 Feb. 9 at Sacramento
 Feb. 14 at Denver
 Feb. 28 at Denver

2022-23 SEASON

48-34 (.585)
 in Pacific

PLAYOFFS

Lost to Golden State, 4-3

DATE	SITE	W/L	SCORE	DATE	SITE	W/L	SCORE	DATE	SITE	W/L	SCORE	DATE	SITE	W/L	SCORE	DATE	SITE	W/L	SCORE
12/18/96	DEN	W	95-79	1/18/02	DEN	L	107-112	3/11/07	SAC	W	113-101	1/26/13	DEN	W	121-93	3/11/18	DEN	W	130-104
1/7/97	SAC	W	109-96	2/1/02	SAC	L	96-132	4/4/07	DEN	W	120-115	3/5/13	SAC	W	120-113	10/23/18	DEN	W	126-112
2/1/97	DEN	L	107-113	3/21/02	SAC	L	82-118	12/8/07	DEN	W	101-97	3/23/13	DEN	W	101-95	1/3/19	SAC	W	117-113
3/5/97	SAC	L	100-105	12/4/02	DEN	L	90-92	12/23/07	SAC	W	106-105	10/30/13	SAC	L	88-90	2/13/19	DEN	W	120-118
11/25/97	SAC	L	93-97	12/6/02	SAC	L	77-98	4/5/08	DEN	L	115-118	1/26/14	SAC	W	125-117	10/28/19	SAC	W	101-94
2/4/98	DEN	L	99-101	1/4/03	DEN	L	76-87	12/6/08	SAC	W	118-85	2/23/14	DEN	L	95-109	11/30/19	SAC	L	97-100*
2/12/98	SAC	L	84-87	4/11/03	SAC	L	103-105	1/20/09	DEN	W	118-99	11/3/14	DEN	L	105-110	12/29/19	DEN	W	120-115
4/9/98	DEN	W	128-103	1/11/03	DEN	W	109-88	3/8/09	SAC	L	106-114	11/5/14	SAC	L	109-131	12/23/20	DEN	L	122-124*
4/10/99	SAC	L	104-110	1/11/04	SAC	L	106-117	4/13/09	DEN	W	118-98	1/9/15	SAC	W	118-108	12/29/20	SAC	L	115-125
4/17/99	SAC	L	97-119	2/8/04	SAC	L	92-115	12/28/09	SAC	L	101-106	4/12/15	DEN	W	122-111	2/6/21	SAC	L	114-119
5/3/99	DEN	L	104-112	4/12/04	DEN	W	97-89	1/9/10	SAC	L	100-102	2/19/16	SAC	L	110-116	1/7/22	DEN	W	121-111
11/14/99	SAC	L	116-126	1/11/05	SAC	L	89-101	2/1/10	DEN	W	112-109*	2/23/16	DEN	L	110-114	2/24/22	SAC	W	128-110
12/16/99	DEN	W	116-106	1/11/05	SAC	L	100-109	1/1/11	DEN	W	104-86	4/2/16	DEN	L	106-115	2/26/22	DEN	W	115-110
2/10/00	SAC	L	84-96	3/26/05	DEN	W	113-99	1/6/11	SAC	L	102-122	1/3/17	DEN	L	113-120	3/9/22	SAC	W	106-100
2/21/00	DEN	W	123-117*	1/19/05	DEN	W	107-91	3/30/11	DEN	W	104-90	2/23/17	SAC	L	100-116	12/27/22	SAC	W	113-106
1/12/01	DEN	W	106-93	1/11/05	SAC	L	85-101	4/1/11	SAC	W	99-90	3/6/17	DEN	W	108-96	12/28/22	SAC	L	126-127
2/16/01	SAC	L	84-117	1/31/06	SAC	L	91-98	1/4/12	DEN	W	110-83	3/11/17	SAC	W	105-92	4/9/23	DEN	W	109-95
3/9/01	SAC	L	104-110	4/15/06	DEN	L	82-100	1/25/12	SAC	W	122-93	10/21/17	DEN	W	96-79	--	--	--	--
4/18/01	DEN	W	110-100	12/22/06	DEN	L	96-101	3/5/12	DEN	W	119-116*	11/20/17	SAC	W	114-98	--	--	--	--
11/3/01	DEN	L	94-106	2/3/07	SAC	L	87-94	12/16/12	SAC	W	122-97	1/6/18	SAC	L	98-106	--	--	--	--

* overtime





SAN ANTONIO SPURS



Managing Partner Peter J. Holt
 President & CEO RC Buford
 President of Basketball Operations/Head Coach Gregg Popovich
 General Manager Brian Wright
 Vice President of Basketball Operations Dave Telep
 Assistant Coaches Brett Brown, Mitch Johnson, Matt Nielsen, Darius Songaila
 Player Development Jimmy Barron, Josh Brannon, Candice Dupree, Greg Stiesma
 Video Coordinator Kenny Trevino
 Austin Spurs General Manager Brent Barry
 Director of Player Performance and Wellness Xavi Schelling
 Head Athletic Trainer Will Sevensen
 Radio WOAI (1200 AM). Broadcaster: Bill Schoening; KXTN (107.5 FM-Spanish). Broadcaster: Paul Castro
 TV KENS, KMYS, Bally Sports Southwest. Broadcasters: Bill Land, Sean Elliott, Dan Weiss and Michelle Beadle
 Team Address One AT&T Center San Antonio, TX 78219
 Business Phone: 210-444-5500
 Ticket Information: 210-225-TEAM
 Website: www.spurs.com
 Arena (capacity): AT&T Center (18,354)

SAN ANTONIO PR STAFF

Vice President of Communications
 Tom James (tjames@attcenter.com)

 Basketball Communications Senior Manager
 Kris Davis (kdavis@attcenter.com)

 Basketball Communications Manager
 Jordan Howenstine (jhowenstine@attcenter.com)

2022-23 SEASON SERIES RESULTS

Nov.5 vs. Denver Denver, 126-101
 Nov.7 @ San Antonio Denver, 115-109
 Mar.10 @ San Antonio San Antonio, 128-120

2022-23 REGULAR SEASON VS. SPURS

DATE	SITE	TIME/RESULT
Nov.5	Denver	W, 126-101
Nov.7	San Antonio	W, 115-109
Mar.10	San Antonio	L, 120-128

2021-22 REGULAR SEASON VS. SPURS

DATE	SITE	RESULT
Oct.22	Denver	W, 102-96
Dec.9	San Antonio	L, 111-123
Dec.11	San Antonio	W, 127-112
Apr.5	Denver	L, 97-116

SERIES HISTORY VS. SPURS

	ALL-TIME	STREAKS	LAST WIN	LAST LOSS
Overall	77-122	Lost 1	Nov.7	Mar.10
Home	55-44	Won 1	Nov.5	Apr.5
Road	22-78	Lost 1	Nov.7	Mar.10

2022-23 DENVER STATISTICS VS. SAN ANTONIO

PLAYER	GP-GS	MIN	FG-ATT	FG%	3FG-ATT	3FG%	FT-FTA	FT%	OFF	DEF	TOT/AVG	AST	PF-D	STL	TO	BLK	PTS	AVG
N. Jokic	3-3	99.0	34-54	.630	5-8	.625	11-13	.846	4	21	25/8.3	31	6-12	7	13	3	84	28.0
J. Murray	3-3	92.0	24-48	.500	3-14	.214	5-7	.714	4	8	12/4.0	22	3-6	4	9	2	56	18.7
M. Porter Jr.	3-3	80.4	18-31	.581	8-17	.471	2-2	1.000	1	15	16/5.3	3	6-2	2	2	0	46	15.3
N. Hyland	2-0	48.4	14-27	.519	9-13	.692	1-2	.500	1	6	7/3.5	8	3-5	4	6	0	38	19.0
K. Caldwell-Pope	3-3	95.7	14-22	.636	6-12	.500	2-5	.400	1	6	7/2.3	11	4-5	11	4	1	36	12.0
A. Gordon	3-3	85.8	12-19	.632	2-7	.286	5-9	.556	4	13	17/5.7	10	5-8	5	3	2	31	10.3
J. Green	3-0	59.9	9-17	.529	1-4	.250	2-3	.667	3	5	8/2.7	2	2-4	1	5	1	21	7.0
B. Brown	3-0	69.9	7-22	.318	0-7	.000	5-5	1.000	1	3	4/1.3	7	8-4	4	3	2	19	6.3
D. Jordan	2-0	30.7	6-8	.750	0-0	.000	2-2	1.000	5	11	16/8.0	2	4-2	0	3	0	14	7.0
C. Braun	3-0	24.0	2-6	.333	1-2	.500	0-0	.000	0	3	3/1.0	2	1-0	0	1	0	5	1.7
T. Bryant	1-0	7.6	2-4	.500	0-0	.000	0-0	.000	2	1	3/3.0	1	0-0	0	0	0	4	4.0
R. Jackson	1-0	17.1	1-6	.167	0-3	.000	2-2	1.000	0	0	0/0.0	3	1-2	0	0	0	4	4.0
V. Cancar	1-0	4.8	1-1	1.000	1-1	1.000	0-0	.000	0	2	2/2.0	0	0-0	0	0	0	3	3.0
D. Reed	1-0	4.8	0-0	.000	0-0	.000	0-0	.000	0	0	0/0.0	0	0-0	0	1	0	0	0.0
TEAM	32-15	720.0	144-265	.543	36-88	.409	37-50	.740	26	94	120/40.0	102	43-50	38	50	11	361	120.3

2022-23 SAN ANTONIO STATISTICS VS. DENVER

PLAYER	GP-GS	MIN	FG-ATT	FG%	3FG-ATT	3FG%	FT-FTA	FT%	OFF	DEF	TOT/AVG	AST	PF-D	STL	TO	BLK	PTS	AVG
K. Johnson	3-3	102.6	28-51	.549	12-23	.522	10-12	.833	2	14	16/5.3	12	3-9	4	12	0	78	26.0
D. Vassell	3-2	90.0	19-44	.432	9-21	.429	4-6	.667	0	9	9/3.0	12	3-3	3	5	1	51	17.0
T. Jones	3-2	82.9	16-27	.593	1-4	.250	5-6	.833	1	4	5/1.7	24	5-4	7	7	0	38	12.7
D. McDermott	3-0	63.4	10-18	.556	5-10	.500	5-9	.556	2	4	6/2.0	2	4-4	1	1	0	30	10.0
J. Richardson	2-0	46.7	11-18	.611	4-9	.444	4-5	.800	1	3	4/2.0	6	7-5	1	8	0	30	15.0
J. Sochan	3-3	85.0	12-22	.545	1-6	.167	1-1	1.000	5	9	14/4.7	6	5-4	4	4	2	26	8.7
K. Bates-Diop	3-0	43.6	8-15	.533	1-4	.250	2-2	1.000	7	4	11/3.7	1	1-2	3	4	0	19	6.3
J. Poeltl	2-2	60.4	9-15	.600	0-0	.000	0-4	.000	3	12	15/7.5	11	3-3	3	5	4	18	9.0
S. Mamukelashvili	1-0	12.0	4-5	.800	2-3	.667	1-2	.500	1	3	4/4.0	2	3-1	0	0	0	11	11.0
Z. Collins	1-1	21.1	4-9	.444	1-5	.200	1-2	.500	1	8	9/9.0	3	2-2	1	3	0	10	10.0
M. Branham	2-2	48.2	4-14	.286	0-6	.000	0-0	.000	1	5	6/3.0	5	5-0	2	4	0	8	4.0
C. Basse	2-0	30.6	3-7	.429	0-1	.000	1-2	.500	5	7	12/6.0	2	6-2	2	1	1	7	3.5
I. Roby	2-0	18.4	3-7	.429	0-1	.000	1-3	.333	0	4	4/2.0	3	1-3	0	0	0	7	3.5
G. Dieng	1-0	10.3	2-3	.667	1-2	.500	0-0	.000	0	1	1/1.0	1	1-1	1	3	0	5	5.0
J. Hall	1-0	4.8	0-1	.000	0-1	.000	0-0	.000	0	0	0/0.0	0	1-0	0	0	0	0	0.0
TEAM	32-15	720.0	133-256	.520	37-96	.385	35-54	.648	29	87	116/38.7	90	50-43	32	57	8	338	112.7





2023-24 VS NUGGETS

Nov. 26 at Denver
 Mar. 15 at San Antonio
 Apr. 2 at Denver
 Apr. 12 at San Antonio

2022-23 SEASON

22-60 (.268)
 in Southwest

PLAYOFFS

Did not qualify

DATE	SITE	W/L	SCORE	DATE	SITE	W/L	SCORE	DATE	SITE	W/L	SCORE	DATE	SITE	W/L	SCORE	DATE	SITE	W/L	SCORE
11/3/96	SAS	W	88-79	12/18/01	DEN	L	93-102	1/10/07	DEN	L	83-92	3/4/12	SAS	W	99-94	1/30/18	SAS	L	104-106
1/3/97	DEN	L	91-93	12/21/01	SAS	L	74-109	2/20/07	SAS	L	80-95	11/17/12	SAS	L	100-126	2/13/18	DEN	W	117-109
3/15/97	DEN	W	121-105	3/11/02	DEN	L	78-93	4/18/07	SAS	W	100-77	12/18/12	DEN	W	112-106	2/23/18	DEN	W	122-119
4/8/97	SAS	L	90-96	4/10/02	SAS	L	79-87	12/15/07	SAS	L	91-102	3/27/13	SAS	L	99-100	12/26/18	SAS	L	103-111
10/31/97	DEN	L	96-107	11/26/02	DEN	W	85-81	1/3/08	DEN	W	80-77	4/10/13	DEN	W	96-86	12/28/18	DEN	W	102-99
12/16/97	DEN	L	95-99	11/27/02	SAS	L	68-99	3/7/08	DEN	W	109-96	11/5/13	DEN	L	94-102	3/4/19	SAS	L	103-104
1/7/98	SAS	L	89-96	2/6/03	DEN	L	74-83	3/10/08	SAS	L	103-107	3/26/14	SAS	L	103-108	4/3/19	DEN	W	113-85
4/19/98	SAS	L	82-96	2/18/03	SAS	L	76-101	11/19/08	SAS	W	91-81	3/28/14	DEN	L	102-133	2/10/20	DEN	W	127-120
3/7/99	DEN	L	96-106	10/29/03	DEN	W	80-72	12/4/08	DEN	L	91-108	12/14/14	DEN	L	91-99	8/5/20	SAS	W	132-126
3/13/99	SAS	L	61-92	1/5/04	DEN	L	74-98	2/3/09	DEN	W	104-96	1/20/15	DEN	L	99-109	1/29/21	SAS	L	109-119
3/23/99	SAS	L	82-112	2/28/04	SAS	L	92-117	12/5/09	SAS	W	106-99	3/6/15	SAS	L	111-120	4/7/21	DEN	W	106-96
3/25/99	DEN	L	65-86	4/14/04	SAS	L	67-93	1/31/10	SAS	W	103-89	4/3/15	SAS	L	93-123	4/9/21	DEN	W	121-119
11/27/99	SAS	L	87-106	11/26/04	DEN	L	75-89	2/11/10	DEN	L	92-111	11/18/15	SAS	L	98-109	10/22/21	DEN	W	102-96
12/18/99	DEN	W	86-84	1/8/05	SAS	L	90-99	4/10/10	DEN	L	85-104	11/27/15	DEN	L	80-91	12/9/21	SAS	L	111-123
2/9/00	DEN	L	97-106	3/12/05	SAS	W	90-87	12/16/10	DEN	L	112-113	12/26/15	SAS	L	86-101	12/11/21	SAS	W	127-112
3/18/00	SAS	L	82-102	4/1/05	DEN	W	102-84	12/22/10	SAS	L	103-109	4/8/16	DEN	W	102-98	4/5/22	DEN	L	97-116
11/24/00	DEN	W	102-92	11/1/05	SAS	L	91-102	1/16/11	SAS	L	97-110	1/5/17	DEN	L	99-127	11/5/22	DEN	W	126-101
12/14/00	SAS	W	102-96	12/31/05	DEN	L	88-98	3/23/11	DEN	W	115-112	1/19/17	SAS	L	104-118	11/7/22	SAS	W	115-109
4/5/01	DEN	L	80-101	1/22/06	SAS	W	89-85	1/7/12	SAS	L	117-121	2/4/17	SAS	L	97-121	3/10/23	SAS	L	120-128
4/14/01	SAS	L	95-111	3/22/06	DEN	W	104-92	2/23/12	DEN	L	99-114	1/13/18	SAS	L	80-112	--	--	--	--

*overtime





TORONTO RAPTORS



Chairman of the Board & Chairman, NBA Board of Governors Lawrence M. Tanenbaum, O.C.
 Vice-Chairman and President Masai Ujiri
 General Manager Bobby Webster
 Assistant General Manager Dan Tolzman
 Head Coach Darko Rajakovic
 Assistant Coaches ... Pat Delany, Jama Mahlalela, James Wade, Mike Batiste, Ivo Simovic, Vin Bhavnani, Jim Sann, Mery Andrade, Drew Jones
 Head Athletic Trainer Rayhan Malik
 Arena (Capacity) Scotiabank Arena (19,800)
 Television TSN, Sportsnet - Matt Devlin, Jack Armstrong, Alvin Williams, Kayla Grey, Savanna Hamilton
 Radio Sportsnet 750 The FAN, TSN 1050 Toronto - Paul Jones, Eric Smith, Jevohn Shepherd
 PR Twitter @Raptors_PR

TORONTO PR STAFF

Director, Communications
 Jennifer Quinn (jquinn@torontoraptors.com)

Manager, Communications
 Josh Su (jsu@torontoraptors.com)

Coordinator, Communications
 Justine Jones (jjones@torontoraptors.com)

2022-23 SEASON SERIES RESULTS

Mar 6 vs. Denver Denver, 118-113
 Mar.14 @ Toronto Toronto, 125-110

2022-23 REGULAR SEASON VS. RAPTORS

DATE	SITE	TIME/RESULT
Mar.6	Denver	W, 118-113
Mar.14	Toronto	L, 110-125

2021-22 REGULAR SEASON VS. RAPTORS

DATE	SITE	RESULT
Feb.12	Toronto	W, 110-109
Mar.12	Denver	L, 115-127

SERIES HISTORY VS. RAPTORS

	ALL-TIME	STREAKS	LAST WIN	LAST LOSS
Overall	32-22	Lost 1	Mar.6	Mar.14
Home	19-8	Won 1	Mar.6	Mar.12
Road	13-14	Lost 1	Feb.12	Mar.14

2022-23 DENVER STATISTICS VS. TORONTO

PLAYER	GP-GS	MIN	FG-ATT	FG%	3FG-ATT	3FG%	FT-FTA	FT%	OFF	DEF	TOT/AVG	AST	PF-D	STL	TO	BLK	PTS	AVG
N. Jokic	2-2	71.1	15-21	.714	1-2	.500	14-14	1.000	5	16	21/10.5	16	4-12	1	8	1	45	22.5
M. Porter Jr.	2-2	64.7	15-24	.625	9-15	.600	4-6	.667	0	11	11/5.5	2	3-3	3	4	0	43	21.5
J. Murray	2-2	73.4	14-32	.438	6-18	.333	4-5	.800	0	3	3/1.5	14	4-5	5	6	1	38	19.0
A. Gordon	2-2	64.1	15-25	.600	0-3	.000	7-12	.583	5	2	7/3.5	8	3-6	4	0	2	37	18.5
B. Brown	2-0	42.3	7-20	.350	0-6	.000	7-8	.875	2	6	8/4.0	2	5-6	2	3	0	21	10.5
J. Green	2-0	37.3	6-9	.667	0-3	.000	2-2	1.000	3	5	8/4.0	4	2-2	0	3	0	14	7.0
R. Jackson	1-0	23.0	5-11	.455	3-4	.750	0-0	.000	1	2	3/3.0	5	2-0	0	2	0	13	13.0
K. Caldwell-Pope	2-2	64.6	4-12	.333	0-5	.000	1-1	1.000	0	4	4/2.0	8	3-3	3	0	1	9	4.5
C. Braun	1-0	16.7	2-2	1.000	0-0	.000	0-0	.000	0	3	3/3.0	0	1-0	0	0	1	4	4.0
T. Bryant	2-0	20.1	2-6	.333	0-2	.000	0-0	.000	0	5	5/2.5	0	2-1	0	1	0	4	2.0
V. Cancar	1-0	1.4	0-0	.000	0-0	.000	0-0	.000	0	0	0/0.0	0	0-0	0	0	0	0	0.0
I. Smith	1-0	1.4	0-0	.000	0-0	.000	0-0	.000	0	0	0/0.0	0	0-0	0	0	0	0	0.0
TEAM	20-10	480.0	85-162	.525	19-58	.328	39-48	.813	16	57	73/36.5	59	29-38	18	27	6	228	114.0

2022-23 TORONTO STATISTICS VS. DENVER

PLAYER	GP-GS	MIN	FG-ATT	FG%	3FG-ATT	3FG%	FT-FTA	FT%	OFF	DEF	TOT/AVG	AST	PF-D	STL	TO	BLK	PTS	AVG
F. VanVleet	2-2	72.4	18-34	.529	11-21	.524	10-11	.909	0	4	4/2.0	21	6-6	5	7	0	57	28.5
O. Anunoby	2-2	69.5	13-21	.619	7-14	.500	3-4	.750	3	4	7/3.5	4	7-4	1	2	0	36	18.0
P. Siakam	2-2	75.9	14-34	.412	1-5	.200	2-3	.667	3	9	12/6.0	8	5-5	1	6	1	31	15.5
S. Barnes	2-2	71.1	13-28	.464	0-3	.000	4-4	1.000	7	9	16/8.0	7	4-5	2	7	1	30	15.0
J. Poeltl	2-2	59.3	14-19	.737	0-0	.000	2-4	.500	6	14	20/10.0	9	7-3	2	3	3	30	15.0
G. Trent Jr.	2-0	48.6	9-18	.500	1-5	.200	5-5	1.000	1	3	4/2.0	0	2-2	2	0	0	24	12.0
P. Achiuwa	2-0	33.3	3-7	.429	1-2	.500	6-6	1.000	3	7	10/5.0	4	1-3	1	0	0	13	6.5
C. Boucher	2-0	26.4	5-10	.500	0-3	.000	0-0	.000	2	8	10/5.0	0	2-1	1	0	1	10	5.0
W. Barton	2-0	20.9	3-8	.375	1-4	.250	0-0	.000	0	2	2/1.0	1	4-0	1	1	0	7	3.5
M. Flynn	1-0	1.4	0-0	.000	0-0	.000	0-0	.000	0	0	0/0.0	0	0-0	0	0	0	0	0.0
C. Koloko	1-0	1.4	0-0	.000	0-0	.000	0-0	.000	0	0	0/0.0	0	0-0	0	0	0	0	0.0
TEAM	20-10	480.0	92-179	.514	22-57	.386	32-37	.865	25	60	85/42.5	54	38-29	16	26	6	238	119.0

2023-24 VS NUGGETS

Dec. 20 at Toronto
 Mar. 11 at Denver

2022-23 SEASON

41-41 (.500)
 in Atlantic

PLAYOFFS

Did not qualify

DATE	SITE	W/L	SCORE	DATE	SITE	W/L	SCORE	DATE	SITE	W/L	SCORE	DATE	SITE	W/L	SCORE	DATE	SITE	W/L	SCORE
11/11/96	TOR	W	104-93	3/11/03	DEN	W	95-87	12/2/08	DEN	W	132-93	1/31/14	DEN	L	90-100	3/1/20	DEN	W	133-118
2/25/97	DEN	L	122-124*	11/9/03	TOR	L	76-89	12/31/08	TOR	W	114-107	12/8/14	TOR	L	107-112*	8/14/20	TOR	L	109-117
1/29/98	DEN	L	80-84	12/30/03	DEN	L	74-81	11/17/09	DEN	W	130-112	12/28/14	DEN	L	102-116	3/24/21	TOR	L	111-135
3/19/98	TOR	L	103-104*	11/17/04	DEN	W	112-106	3/26/10	TOR	W	97-96	12/3/15	TOR	W	106-105	4/29/21	DEN	W	121-111
11/24/99	DEN	W	109-84	12/10/04	TOR	W	101-87	12/10/10	TOR	W	123-116	2/1/16	DEN	W	112-93	2/12/22	TOR	W	110-109
2/18/00	TOR	W	95-91	1/23/06	DEN	W	107-101	3/21/11	DEN	W	123-90	10/31/16	TOR	L	102-105	3/12/22	DEN	L	115-127
12/28/00	DEN	L	93-94	3/10/06	TOR	W	108-97	1/27/12	DEN	W	96-81	11/18/16	DEN	L	111-113*	3/6/23	DEN	W	118-113*
2/8/01	TOR	L	92-99	11/18/06	DEN	W	117-109	3/28/12	TOR	L	96-105	11/11/17	DEN	W	129-111	3/14/23	TOR	L	110-125
11/11/01	DEN	W	96-85	3/23/07	TOR	L	94-121	12/3/12	DEN	W	113-110	3/27/18	TOR	L	110-114	--	--	--	--
12/7/01	TOR	L	96-98*	3/14/08	DEN	W	137-105	2/12/13	TOR	L	108-109	12/3/18	TOR	W	106-103	--	--	--	--
11/15/02	TOR	L	79-84	3/23/08	TOR	W	109-100	12/1/13	TOR	W	112-98	12/16/18	DEN	W	95-86	--	--	--	--





UTAH JAZZ



Owner Ryan Smith
 CEO of Utah Jazz Basketball Danny Ainge
 General Manager Justin Zanik
 President, Utah Jazz & Delta Center Jim Olson
 Vice President of Basketball Strategy Steven Schwartz
 Vice President of Player Personnel Bart Taylor
 Vice President of Global Scouting Luca Desta
 Head Coach Will Hardy
 Assistant Coaches .. Evan Bradds, Chad Forcier, Rick Higgins, Chris Jones, Scott Morrison, Sean Sheldon, Lamar Skeeter, Jason Terry, Mike Williams
 VP of Game Strategy and Analytics George Rodman
 VP of Performance Healthcare Erik Phillips
 Director of Rehabilitation/Head Athletic Trainer Jamal Cort
 Director of Manual Therapy & Assistant Athletic Trainer Kristin Farrell
 Director of Performance Science Barnett Frank
 Assistant Athletic Trainer Michelle Anumba, Lionel Rice
 Head Strength & Conditioning Coach Isaiah Wright
 Assistant Strength & Conditioning Coach Dantren Anderson
 Equipment Manager Adam Klauke
 Cable TV AT&T SportsNet: Craig Bolerjack, Thurl Bailey, Holly Rowe
 Radio KZNS (1280 AM/97.5 FM): David Locke, Ron Boone
 Team Address Zions Bank Basketball Campus 1420 S 500 W Salt Lake City, UT 84115
 Business Phone 801-325-2500

UTAH PR STAFF

Chief Communications Officer
 Caroline Klein

Sr. Vice President, Basketball Communications
 Derek Garduno (dgarduno@utahjazz.com)

Director, Communications
 Madeline Wehle Crandall (madeline.crandall@utahjazz.com)

Sr. Manager, Basketball Communications
 Danny Franks (danny.franks@utahjazz.com)

Sr. Manager, Basketball Communications
 Olivia Hill

Coordinator, Stars/Jazz Basketball Communications
 Megan Zipfel

2022-23 SEASON SERIES RESULTS

Oct.19 @ Utah Utah, 123-102
 Oct.28 vs. Denver Denver, 117-101
 Dec.10 vs. Denver Denver, 115-110
 Apr.8 @ Utah Utah, 118-114

2022-23 REGULAR SEASON VS. JAZZ			2021-22 REGULAR SEASON VS. JAZZ			SERIES HISTORY VS. JAZZ				
DATE	SITE	TIME/RESULT	DATE	SITE	RESULT	Overall	ALL-TIME	STREAKS	LAST WIN	LAST LOSS
Oct.19	Utah	L, 102-123	Oct.26	Utah	L, 110-122	Home	86-122	Lost 1	Dec.10	Apr.8
Oct.28	Denver	W, 117-101	Jan.5	Denver	L, 109-115	Road	65-40	Won 2	Dec.10	Jan.16
Dec.10	Denver	W, 115-110	Jan.16	Denver	L, 102-125		21-82	Lost 5	Feb.5	Apr.8
Apr.8	Utah	L, 114-118	Feb.2	Utah	L, 104-108					

2022-23 DENVER STATISTICS VS. UTAH

PLAYER	GP-GS	MIN	FG-ATT	FG%	3FG-ATT	3FG%	FT-FTA	FT%	OFF	DEF	TOT/AVG	AST	PF-D	STL	TO	BLK	PTS	AVG
N. Jokic	4-4	120.9	28-52	.538	2-12	.167	18-22	.818	8	28	36/9.0	36	10-25	7	11	5	76	19.0
J. Murray	4-4	111.3	30-54	.556	8-21	.381	7-8	.875	3	8	11/2.8	12	6-12	3	7	1	75	18.8
A. Gordon	4-4	113.0	24-44	.545	2-11	.182	5-9	.556	5	11	16/4.0	5	6-9	3	3	3	55	13.8
M. Porter Jr.	3-3	85.5	18-39	.462	9-18	.500	7-9	.778	7	17	24/8.0	4	7-5	1	5	0	52	17.3
N. Hyland	3-0	61.4	15-40	.375	11-23	.478	6-7	.857	1	2	3/1.0	7	7-7	2	5	3	47	15.7
K. Caldwell-Pope	3-3	97.8	13-24	.542	9-16	.563	3-3	1.000	0	10	10/3.3	12	8-5	4	2	3	38	12.7
C. Braun	4-0	84.9	11-18	.611	1-5	.200	6-8	.750	2	12	14/3.5	2	4-8	3	2	2	29	7.3
J. Green	4-0	68.9	7-15	.467	0-4	.000	7-9	.778	4	10	14/3.5	4	6-6	1	3	2	21	5.3
B. Brown	3-2	79.2	8-19	.421	1-6	.167	2-2	1.000	1	9	10/3.3	6	7-2	0	4	1	19	6.3
D. Jordan	3-0	39.6	5-7	.714	1-1	1.000	3-6	.500	5	15	20/6.7	3	8-4	0	5	0	14	4.7
R. Jackson	1-0	22.4	3-12	.250	1-8	.125	0-0	.000	0	4	4/4.0	3	0-0	0	1	0	7	7.0
I. Smith	3-0	14.7	3-7	.429	0-0	.000	0-0	.000	1	1	2/0.7	0	4-1	0	3	0	6	2.0
P. Watson	3-0	20.4	1-3	.333	0-0	.000	4-7	.571	1	3	4/1.3	4	1-4	0	0	3	6	2.0
V. Cancar	3-0	15.5	1-6	.167	0-3	.000	0-0	.000	0	1	1/0.3	1	1-0	0	1	0	2	0.7
Z. Nnaji	3-0	15.5	0-4	.000	0-3	.000	1-2	.500	0	3	3/1.0	0	3-1	0	1	1	1	0.3
D. Reed	1-0	7.8	0-0	.000	0-0	.000	0-0	.000	0	0	0/0.0	0	0-0	0	2	0	0	0.0
J. White	1-0	1.3	0-0	.000	0-0	.000	0-0	.000	0	1	1/1.0	0	0-0	0	0	0	0	0.0
TEAM	50-20	960.0	167-344	.485	45-131	.344	69-92	.750	38	135	173/43.3	99	78-89	24	55	24	448	112.0





2022-23 UTAH STATISTICS VS. DENVER

PLAYER	GP-GS	MIN	FG-ATT	FG%	3FG-ATT	3FG%	FT-FTA	FT%	OFF	DEF	TOT/AVG	AST	PF-D	STL	TO	BLK	PTS	AVG
O. Agbaji	4-1	74.7	16-40	.400	5-19	.263	6-7	.857	2	4	6/1.5	3	5-6	1	4	0	43	10.8
M. Beasley	3-1	80.4	13-33	.394	7-21	.333	6-7	.857	2	8	10/3.3	4	2-3	3	4	0	39	13.0
N. Alexander-Walker	3-1	49.2	12-22	.545	6-13	.462	6-7	.857	1	2	3/1.0	7	4-5	1	6	2	36	12.0
L. Markkanen	2-2	59.0	13-26	.500	6-13	.462	2-2	1.000	2	12	14/7.0	5	6-4	2	4	0	34	17.0
K. Olynyk	3-3	68.3	11-20	.550	5-10	.500	6-6	1.000	2	10	12/4.0	7	14-8	1	4	1	33	11.0
C. Sexton	2-0	37.3	11-21	.524	2-8	.250	9-11	.818	1	4	5/2.5	3	7-8	1	3	0	33	16.5
T. Horton-Tucker	3-1	68.8	12-35	.343	1-13	.077	3-5	.600	4	7	11/3.7	7	7-5	3	1	3	28	9.3
M. Conley	2-2	55.5	7-15	.467	6-9	.667	7-7	1.000	1	3	4/2.0	13	2-5	2	3	1	27	13.5
L. Samanic	1-1	30.6	9-14	.643	3-6	.500	2-4	.500	0	8	8/8.0	1	2-2	2	3	0	23	23.0
W. Kessler	2-0	45.7	9-11	.818	0-0	.000	4-9	.444	4	14	18/9.0	1	4-5	1	1	3	22	11.0
R. Gay	2-0	40.6	8-15	.533	5-10	.500	0-0	.000	1	1	2/1.0	3	2-0	1	1	0	21	10.5
J. Vanderbilt	3-3	72.4	8-18	.444	0-1	.000	4-6	.667	7	17	24/8.0	7	12-4	4	5	1	20	6.7
K. Dunn	1-1	36.9	6-13	.462	0-0	.000	7-8	.875	1	7	8/8.0	14	2-7	3	3	1	19	19.0
J. Clarkson	2-2	51.9	4-19	.211	1-11	.091	7-9	.778	1	9	10/5.0	8	3-6	1	7	2	16	8.0
S. Fontecchio	2-0	23.5	6-15	.400	3-8	.375	0-0	.000	1	5	6/3.0	4	5-0	1	3	0	15	7.5
M. Potter	2-0	29.6	6-9	.667	2-4	.500	0-0	.000	3	10	13/6.5	2	3-1	1	1	0	14	7.0
U. Azubuike	2-1	38.9	5-7	.714	0-0	.000	2-3	.667	2	11	13/6.5	1	2-4	2	2	2	12	6.0
J. Toscano-Anderson	1-1	30.4	2-9	.222	0-2	.000	3-3	1.000	5	1	6/6.0	5	3-3	1	1	0	7	7.0
D. Jones	1-0	17.5	3-4	.750	0-0	.000	0-0	.000	4	1	5/5.0	1	1-0	0	0	0	6	6.0
L. Bolmaro	3-0	33.5	1-4	.250	0-1	.000	0-0	.000	1	1	2/0.7	5	3-2	0	1	1	2	0.7
J. Juzang	1-0	15.4	1-9	.111	0-4	.000	0-0	.000	1	1	2/2.0	0	0-0	0	0	0	2	2.0
TEAM	45-20	959.9	163-359	.454	52-153	.340	74-94	.787	46	136	182/45.5	101	89-78	31	57	17	452	113.0

2023-24 VS NUGGETS

Oct. 30 at Denver
 Jan. 10 at Utah
 Mar. 9 at Denver
 Apr. 9 at Utah

2022-23 SEASON

37-45 (.451)
 in Northwest

PLAYOFFS

Did not qualify

DATE	SITE	W/L	SCORE	DATE	SITE	W/L	SCORE	DATE	SITE	W/L	SCORE	DATE	SITE	W/L	SCORE	DATE	SITE	W/L	SCORE
11/27/96	UTA	L	103-107	3/4/02	UTA	L	82-100	4/11/07	UTA	W	115-106	11/26/12	UTA	L	103-105	12/26/17	DEN	W	107-83
12/7/96	DEN	L	91-104	4/2/02	DEN	W	98-90	1/17/08	DEN	W	120-109	1/5/13	DEN	W	110-91	1/5/18	DEN	W	99-91
1/28/97	UTA	L	99-114	11/20/02	DEN	L	79-96	2/6/08	DEN	L	115-118*	4/3/13	UTA	W	113-96	11/3/18	DEN	W	103-88
3/23/97	DEN	L	103-120	1/15/03	DEN	L	81-92	3/8/08	UTA	L	105-132	11/11/13	UTA	W	100-81	1/23/19	UTA	L	108-114
11/1/97	UTA	L	84-102	2/22/03	UTA	L	89-99	4/12/08	UTA	L	97-124	12/13/13	DEN	L	93-103	2/28/19	DEN	L	104-111
11/7/97	DEN	L	89-91	3/18/03	UTA	L	81-99	10/29/08	UTA	L	94-98	1/13/14	UTA	L	103-118	4/9/19	UTA	L	108-118
12/30/97	DEN	L	99-132	1/9/04	DEN	W	106-96	1/25/09	DEN	W	117-97	4/12/14	DEN	W	101-94	1/30/20	DEN	W	106-100
4/3/98	UTA	L	75-97	1/20/04	UTA	W	96-75	3/6/09	UTA	L	91-97	12/1/14	UTA	W	103-101	2/5/20	UTA	W	98-95
2/18/99	UTA	L	86-97	3/14/04	DEN	W	102-75	4/2/09	DEN	W	114-104	2/27/15	DEN	L	82-104	8/8/20	DEN	W	134-132**
2/24/99	DEN	W	97-87	3/27/04	UTA	L	83-85	10/28/09	DEN	W	114-105	3/27/15	DEN	W	107-91	1/17/21	DEN	L	105-109
3/11/99	UTA	L	89-94	11/6/04	DEN	L	82-107	1/2/10	UTA	W	105-95	4/1/15	UTA	L	84-98	1/31/21	DEN	W	128-117
1/3/00	UTA	L	89-109	11/8/04	UTA	L	91-102	1/17/10	DEN	W	119-112	11/5/15	DEN	L	84-96	5/7/21	UTA	L	120-127
3/21/00	UTA	L	83-96	2/8/05	DEN	W	97-87	2/6/10	UTA	L	106-116	12/18/15	UTA	L	88-97	10/26/21	UTA	L	110-122
4/1/00	DEN	W	112-92	3/30/05	UTA	W	109-98	10/27/10	DEN	W	110-88	2/3/16	UTA	L	81-85	1/5/22	DEN	L	109-115
4/18/00	DEN	W	105-104*	1/20/06	DEN	W	113-83	2/4/11	DEN	L	106-113	4/10/16	DEN	L	84-100	1/16/22	DEN	L	102-125
11/22/00	UTA	L	78-116	2/1/06	UTA	L	90-103	3/3/11	UTA	W	103-101	11/20/16	DEN	W	105-91	2/2/22	UTA	L	104-108
1/5/01	DEN	W	100-87	3/29/06	DEN	L	104-115	4/13/11	UTA	L	103-107	11/23/16	UTA	L	83-108	10/19/22	UTA	L	102-123
1/25/01	UTA	L	96-98	4/12/06	UTA	L	83-104	12/28/11	DEN	W	117-100	12/3/16	UTA	L	98-105	10/28/22	DEN	W	117-101
1/29/01	DEN	L	91-97	1/6/07	DEN	L	84-96	1/15/12	DEN	L	96-106	1/24/17	DEN	W	103-93	12/10/22	DEN	W	115-110
1/14/02	UTA	L	97-106	1/26/07	UTA	L	111-116	3/23/12	UTA	L	102-121	10/18/17	UTA	L	96-106	4/8/23	UTA	L	114-118
2/20/02	DEN	L	99-110	2/23/07	DEN	L	104-114	11/9/12	DEN	W	104-84	11/28/17	UTA	L	77-106	--	--	--	--

* overtime





WASHINGTON WIZARDS



Chairman & CEO Ted Leonsis
 President Michael Winger
 General Manager Will Dawkins
 Head Coach Wes Unseld Jr.
 Assistant Coaches Brian Keefe, Joseph Blair, David Vanterpool, Mike Miller, Zach Guthrie, James Posey, Sammy Gelfand
 Head Athletic Trainer Michael Ashton
 Arena (Capacity) Capital One Arena (20,333)
 Address 601 F St NW, Washington, DC 20004
 TV Monumental Sports Network - Chris Miller, Drew Gooden, Meghan McPeak
 Radio The Team 980 980AM/WFED 1500AM - Dave Johnson, Glenn Consor

WASHINGTON PR STAFF

Vice President of Communications
 Scott Hall (shall@monumentalsports.com)

Senior Director, Basketball Communications
 Daren Jenkins (djenkins@monumentalsports.com)

Communications Manager
 Matt Quinn (mquinn@monumentalsports.com)

Communications Manager
 Kara Swirsky (kswirsky@monumentalsports.com)

Coordinator, Communications
 Alessandro Carusone (acarusone@monumentalsports.com)

2022-23 SEASON SERIES RESULTS

Dec.14 vs. Denver Denver, 141-128
 Mar.22 @ Washington Denver, 118-104

2022-23 REGULAR SEASON VS. WIZARDS

DATE	SITE	TIME/RESULT
Dec.14	Denver	W, 141-128
Mar.22	Washington	W, 118-104

2021-22 REGULAR SEASON VS. WIZARDS

DATE	SITE	RESULT
Dec.13	Denver	W, 113-107
Mar.16	Washington	W, 127-109

SERIES HISTORY VS. WIZARDS

	ALL-TIME	STREAKS	LAST WIN	LAST LOSS
Overall	57-41	Won 4	Mar.22	Feb.25
Home	30-19	Won 2	Dec.14	Feb.25
Road	27-22	Won 2	Mar.22	Feb.17

2022-23 DENVER STATISTICS VS. WASHINGTON

PLAYER	GP-GS	MIN	FG-ATT	FG%	3FG-ATT	3FG%	FT-FTA	FT%	OFF	DEF	TOT/AVG	AST	PF-D	STL	TO	BLK	PTS	AVG
N. Jokic	2-2	66.7	29-36	.806	2-5	.400	14-15	.933	7	19	26/13.0	15	3-16	8	10	1	74	37.0
A. Gordon	2-2	61.8	12-20	.600	2-4	.500	8-9	.889	1	7	8/4.0	4	0-8	2	3	1	34	17.0
B. Brown	2-1	57.0	10-16	.625	1-3	.333	6-6	1.000	3	6	9/4.5	6	5-3	0	3	3	27	13.5
N. Hyland	1-0	28.2	8-11	.727	2-5	.400	5-6	.833	0	2	2/2.0	6	4-4	0	3	1	23	23.0
J. Murray	2-2	63.4	9-19	.474	4-9	.444	0-0	.000	1	9	10/5.0	14	4-2	0	2	0	22	11.0
J. Green	2-0	29.7	8-12	.667	2-3	.667	3-4	.750	1	4	5/2.5	1	4-2	0	1	1	21	10.5
M. Porter Jr.	1-1	30.7	7-16	.438	6-9	.667	1-1	1.000	2	5	7/7.0	2	1-1	2	1	0	21	21.0
K. Caldwell-Pope	2-2	60.1	6-20	.300	0-6	.000	5-7	.714	1	7	8/4.0	7	2-3	3	0	1	17	8.5
C. Braun	2-0	39.7	3-9	.333	0-4	.000	2-4	.500	0	4	4/2.0	2	4-2	0	0	0	8	4.0
T. Bryant	1-0	2.7	2-3	.667	0-0	.000	0-0	.000	1	0	1/1.0	0	0-0	0	0	0	4	4.0
D. Jordan	1-0	13.2	2-3	.667	0-0	.000	0-0	.000	0	2	2/2.0	0	3-0	0	1	1	4	4.0
Z. Nnaji	2-0	13.4	0-0	.000	0-0	.000	4-4	1.000	1	3	4/2.0	0	3-2	0	1	0	4	2.0
V. Cancar	2-0	4.5	0-0	.000	0-0	.000	0-0	.000	0	0	0/0.0	0	1-0	0	2	0	0	0.0
D. Reed	1-0	1.7	0-0	.000	0-0	.000	0-0	.000	0	0	0/0.0	0	0-0	0	0	0	0	0.0
I. Smith	2-0	4.4	0-1	.000	0-0	.000	0-0	.000	0	0	0/0.0	1	0-0	0	1	0	0	0.0
P. Watson	1-0	2.7	0-0	.000	0-0	.000	0-0	.000	0	0	0/0.0	1	1-0	0	0	0	0	0.0
TEAM	26-10	480.0	96-166	.578	19-48	.396	48-56	.857	18	68	86/43.0	59	35-43	15	28	9	259	129.5

2022-23 WASHINGTON STATISTICS VS. DENVER

PLAYER	GP-GS	MIN	FG-ATT	FG%	3FG-ATT	3FG%	FT-FTA	FT%	OFF	DEF	TOT/AVG	AST	PF-D	STL	TO	BLK	PTS	AVG
M. Morris	2-2	51.3	11-21	.524	4-10	.400	2-3	.667	1	1	2/1.0	12	3-3	3	1	0	28	14.0
D. Avdija	2-2	60.4	11-16	.688	2-4	.500	1-2	.500	0	14	14/7.0	11	6-4	3	6	0	25	12.5
C. Kispert	2-2	65.2	9-20	.450	5-13	.385	2-2	1.000	1	3	4/2.0	4	3-1	0	0	1	25	12.5
K. Porzingis	1-1	22.2	11-17	.647	1-3	.333	2-2	1.000	0	3	3/3.0	2	3-5	0	1	0	25	25.0
J. Goodwin	2-0	38.8	10-20	.500	1-7	.143	3-4	.750	1	4	5/2.5	7	2-3	0	3	1	24	12.0
K. Kuzma	1-1	35.8	9-16	.563	4-8	.500	2-6	.333	0	2	2/2.0	4	4-3	0	3	0	24	24.0
W. Barton	1-0	35.7	7-15	.467	4-8	.500	4-7	.571	1	2	3/3.0	9	3-4	1	5	0	22	22.0
D. Gafford	2-1	54.2	8-16	.500	0-0	.000	1-1	1.000	2	10	12/6.0	3	7-3	1	1	3	17	8.5
A. Gill	2-0	22.1	4-6	.667	0-1	.000	1-2	.500	2	3	5/2.5	1	1-1	1	0	0	9	4.5
T. Gibson	2-1	29.4	2-7	.286	1-3	.333	3-4	.750	2	1	3/1.5	2	6-2	2	0	2	8	4.0
J. Davis	1-0	23.4	3-9	.333	0-3	.000	1-2	.500	2	1	3/3.0	0	4-1	1	0	0	7	7.0
K. Nunn	1-0	8.4	3-4	.750	1-2	.500	0-0	.000	0	0	0/0.0	1	0-0	0	0	0	7	7.0
D. Wright	1-0	20.6	3-6	.500	0-1	.000	1-2	.500	1	2	3/3.0	2	1-4	0	0	2	7	7.0
J. Huff	1-0	3.7	0-1	.000	0-1	.000	2-2	1.000	0	1	1/1.0	1	0-1	0	0	0	2	2.0
Q. Jackson	1-0	3.7	1-3	.333	0-1	.000	0-0	.000	0	0	0/0.0	0	0-0	1	0	0	2	2.0
X. Cooks	1-0	3.7	0-0	.000	0-0	.000	0-0	.000	1	0	1/1.0	0	0-0	0	0	0	0	0.0
D. Dotson	1-0	1.7	0-1	.000	0-0	.000	0-0	.000	0	0	0/0.0	1	0-0	1	0	0	0	0.0
TEAM	24-10	480.0	92-178	.517	23-65	.354	25-39	.641	14	47	61/30.5	60	43-35	14	20	9	232	116.0





2023-24 VS NUGGETS

Jan. 21 at Washington
Feb. 22 at Denver

2022-23 SEASON

35-47 (.427)
in Southeast

PLAYOFFS

Did not qualify

DATE	SITE	W/L	SCORE	DATE	SITE	W/L	SCORE	DATE	SITE	W/L	SCORE	DATE	SITE	W/L	SCORE	DATE	SITE	W/L	SCORE
12/13/96	WAS	L	104-108	1/20/03	WAS	L	74-89	2/8/08	DEN	W	111-100	3/23/14	DEN	W	105-102	11/26/19	DEN	W	117-104
2/5/97	DEN	W	106-104	3/30/03	DEN	W	88-72	2/6/09	WAS	W	124-103	12/5/14	WAS	L	89-119	1/4/20	WAS	L	114-128
11/4/97	DEN	L	96-120	11/21/03	DEN	W	108-87	3/20/09	DEN	W	116-105	1/25/15	DEN	L	115-117	2/17/21	WAS	L	128-130
3/17/98	WAS	W	90-89	3/9/04	WAS	W	117-87	2/19/10	WAS	L	97-107	1/28/16	WAS	W	117-113	2/25/21	DEN	L	110-112
3/27/99	DEN	L	100-112	12/8/04	WAS	W	111-105	3/16/10	DEN	W	97-87	3/12/16	DEN	W	116-100	12/13/21	DEN	W	113-107
3/23/00	DEN	L	86-100	3/22/05	DEN	W	127-98	1/25/11	WAS	W	120-109	12/8/16	WAS	L	85-92	3/18/22	WAS	W	127-109
3/29/00	WAS	W	101-93	11/22/05	WAS	W	108-105	3/25/11	DEN	W	114-94	3/8/17	DEN	L	113-123	12/14/22	DEN	W	141-128
2/3/01	WAS	W	105-100	12/21/05	DEN	L	110-116	1/20/12	WAS	W	108-104	10/23/17	DEN	L	104-109	3/22/23	WAS	W	118-104
2/18/01	DEN	L	98-101	12/13/06	WAS	L	91-120	1/18/13	DEN	L	108-112	3/23/18	WAS	W	108-100	--	--	--	--
3/20/02	DEN	L	75-107	12/18/06	DEN	W	117-108	2/22/13	WAS	L	113-119	3/21/19	WAS	W	113-108	--	--	--	--
3/26/02	WAS	L	87-103	11/9/07	WAS	W	118-92	12/9/13	WAS	W	75-74	3/31/19	DEN	L	90-95	--	--	--	--

* overtime





WESTERN CONFERENCE

SOUTHWEST	W	L	PCT	GB	HOME	ROAD	LAST 10	STREAK
Dallas	38	44	.463	13	23-18	15-26	2-8	L2
Memphis	51	31	.622	-	35-6	16-25	6-4	L1
San Antonio	22	60	.268	29	14-27	8-33	3-7	W1
New Orleans	42	40	.512	9	27-14	15-26	7-3	L1
Houston	22	60	.268	29	14-27	8-33	4-6	W3
NORTHWEST	W	L	PCT	GB	HOME	ROAD	LAST 10	STREAK
Utah	37	45	.451	16	23-18	14-27	2-8	L1
Denver	53	29	.646	-	34-7	19-22	5-5	W1
Portland	33	49	.402	20	17-24	16-25	1-9	L4
Minnesota	42	40	.512	11	22-19	20-21	7-3	W3
Oklahoma City	40	42	.488	13	24-17	16-25	4-6	W2
PACIFIC	W	L	PCT	GB	HOME	ROAD	LAST 10	STREAK
Phoenix	45	37	.549	3	28-13	17-24	7-3	L2
L.A. Clippers	44	38	.537	4	23-18	21-20	6-4	W3
L.A. Lakers	43	39	.524	5	23-18	20-21	8-2	W2
Golden State	44	38	.537	4	33-8	11-30	8-2	W3
Sacramento	48	34	.585	-	23-18	25-16	5-5	L3

EASTERN CONFERENCE

ATLANTIC	W	L	PCT	GB	HOME	ROAD	LAST 10	STREAK
Philadelphia	54	28	.659	3	29-12	25-16	5-5	W2
Brooklyn	45	37	.549	12	23-18	22-19	6-4	L1
New York	47	35	.573	10	23-18	24-17	5-5	L2
Boston	57	25	.695	-	32-9	25-16	8-2	W3
Toronto	41	41	.500	16	27-14	14-27	6-4	W1
CENTRAL	W	L	PCT	GB	HOME	ROAD	LAST 10	STREAK
Milwaukee	58	24	.707	-	32-9	26-15	6-4	L2
Indiana	35	47	.427	23	20-21	15-26	3-7	W1
Chicago	40	42	.488	18	22-19	18-23	6-4	W2
Cleveland	51	31	.622	7	31-10	20-21	7-3	L1
Detroit	17	65	.207	41	9-32	8-33	1-9	L1
SOUTHEAST	W	L	PCT	GB	HOME	ROAD	LAST 10	STREAK
Atlanta	41	41	.500	3	24-17	17-24	5-5	L2
Miami	44	38	.537	-	27-14	17-24	6-4	W1
Washington	35	47	.427	9	19-22	16-25	3-7	L1
Charlotte	27	55	.329	17	13-28	14-27	5-5	W1
Orlando	34	48	.415	10	20-21	14-27	5-5	L4



2022-23 NBA INDIVIDUAL LEADERS



SCORING AVERAGE	G	FG	FT	PTS	AVG
Embiid, PHI	68	666	654	2079	30.6
James, LAL	56	640	254	1695	30.3
Antetokounmpo, MIL	67	689	553	2002	29.9
Durant, BRK	55	578	372	1643	29.9
Dončić, DAL	65	641	364	1847	28.4
Young, ATL	76	711	500	2155	28.4
DeRozan, CHI	76	774	520	2118	27.9
Irving, BRK	29	289	118	796	27.4
Morant, MEM	57	580	316	1564	27.4
Jokić, DEN	74	764	379	2004	27.1
Tatum, BOS	76	708	400	2046	26.9
Booker, PHO	68	662	315	1822	26.8
Mitchell, UTA	67	617	267	1733	25.9
Curry, GSW	64	535	275	1630	25.5
Towns, MIN	74	642	384	1818	24.6
Gilgeous-Alexander, OKC	56	477	328	1371	24.5
LaVine, CHI	67	565	320	1635	24.4
George, LAC	31	268	127	754	24.3
Lillard, POR	29	222	159	695	24
Brown, BOS	66	576	241	1559	23.6

REBOUNDS PER GAME	G	OFF	DEF	TOT	AVG
Davis, LAL	56	195	507	702	12.5
Sabonis, SAC	79	251	722	973	12.3
Jokić, DEN	69	167	650	817	11.8
Antetokounmpo, MIL	63	137	605	742	11.8
Gobert, MIN	70	231	583	814	11.6
Adams, MEM	42	214	271	485	11.5
Capela, ATL	65	258	459	717	11
Vučević, CHI	82	159	744	903	11
Valančiūnas, NOP	79	225	579	804	10.2
Embiid, PHI	66	113	557	670	10.2
Randle, NYK	77	141	626	767	10
Ayton, PHO	67	172	495	667	10
Zubac, LAC	76	236	520	756	9.9
Allen, CLE	68	221	445	666	9.8
Portis, MIL	70	154	518	672	9.6
Robinson, NYK	59	267	288	555	9.4
Looney, GSW	82	274	486	760	9.3
Claxton, BRK	76	184	518	702	9.2
Adebayo, MIA	75	184	504	688	9.2
Poeltl, SAS, TOR	72	236	417	653	9.1

ASSIST PER GAME	G	AST	AVG
Harden, PHI	58	618	10.7
Haliburton, IND	56	585	10.4
Young, ATL	73	741	10.2
Jokić, DEN	69	678	9.8
Paul, PHO	59	524	8.9
Ball, CHO	36	304	8.4
Mays, POR	6	50	8.3
Morant, MEM	61	493	8.1
Dončić, DAL	66	529	8
Garland, CLE	69	538	7.8
Westbrook, LAC, LAL	73	551	7.5
Holiday, MIL	67	495	7.4
Lillard, POR	58	425	7.3
Sabonis, SAC	79	573	7.3
VanVleet, TOR	69	495	7.2
Gilyard, MEM	1	7	7
Gray, BRK	1	7	7
Green, GSW	73	500	6.8
James, LAL	55	375	6.8
Conley, MIN, UTA	67	450	6.7

FIELD GOAL PCT.	FG	FGA	PCT
Gafford, WAS	289	395	.732
Kessler, UTA	298	414	.720
Claxton, BRK	414	587	.705
Plumlee, CHO, LAC	329	484	.680
Gobert, MIN	360	546	.659
Clarke, MEM	229	349	.656
Capela, ATL	350	536	.653
Duren, DET	258	398	.648
Allen, CLE	403	626	.644
Eubanks, POR	214	334	.641
Okongwu, ATL	317	497	.638
Zubac, LAC	326	514	.634
Jokić, DEN	646	1022	.632
Looney, GSW	242	384	.630
Poeltl, SAS, TOR	389	618	.629
Bryant, DEN, LAL	230	369	.623
Sabonis, SAC	577	938	.615
Williamson, NOP	285	469	.608
Ayton, PHO	522	887	.589
Diallo, DET	215	375	.573

3-PT FIELD GOAL PCT.	FG	FGA	PCT
Horford, BOS	145	325	.446
Lee, PHO	110	247	.445
Brogdon, BOS	132	297	.444
Bryant, DEN, LAL	26	59	.441
McConnell, IND	26	59	.441
Maxey, PHI	160	369	.434
Curry, GSW	273	639	.427
Harris, BRK	142	333	.426
Hield, IND	288	677	.425
Kispert, WAS	163	384	.424
Caldwell-Pope, DEN	135	319	.423
Carter, MIL	142	337	.421
Brunson, NYK	134	322	.416
Leonard, LAC	104	250	.416
Williams, CHI	115	277	.415
Burks, CET	99	239	.414
Porter Jr., DEN	188	454	.414
McDermott, SAS	123	298	.413
Thompson, GSW	301	731	.412
Murray, SAC	206	501	.411

FREE THROW PCT.	FT	FTA	PCT
Herro, MIA	170	182	.934
Curry, BRK	51	55	.927
Durant, BRK, PHO	307	334	.919
Curry, GSW	257	281	.915
Lillard, POR	510	558	.914
Jackson, DEN, LAC	71	78	.910
Murphy III, NOP	172	190	.905
Gilgeous-Alexander, OKC	669	739	.905
Irving, BRK, DAL	247	273	.905
Allen, MIL	114	126	.905
Lee, PHO	94	104	.904
VanVleet, TOR	254	283	.898
Bridges, BRK, PHO	316	353	.895
Anthony, ORL	152	170	.894
Simons, POR	160	179	.894
Griffin, ATL	42	47	.894
Monk, SAC	184	207	.889
Young, ATL	566	639	.886
Bogdanović, DET	268	303	.884
Bane, MEM	181	205	.883

STEALS PER GAME	G	STL	AVG
Anunoby, TOR	67	128	1.90
Butler, MIA	64	117	1.80
VanVleet, TOR	69	123	1.80
Gilgeous-Alexander, OKC	68	112	1.60
Melton, PHI	77	126	1.60
Haliburton, IND	56	91	1.60
Edwards, MIN	79	125	1.60
Trent Jr., TOR	66	104	1.60
Jones, NOP	66	103	1.60
Paul, PHO	59	91	1.50
Smart, BOS	61	93	1.50
Murray, ATL	74	112	1.50
George, LAC	56	83	1.50
Caldwell-Pope, DEN	76	112	1.50
Mitchell, CLE	68	99	1.50
Fultz, ORL	60	87	1.50
Oubre Jr., CHO	48	68	1.40
Porter Jr., HOU	59	82	1.40
Leonard, LAC	52	72	1.40
Williams, OKC	75	103	1.40

BLOCKS PER GAME	G	BLK	AVG
Jackson Jr., MEM	63	189	3.00
Claxton, BRK	76	189	2.50
Lopez, MIL	78	193	2.50
Kessler, UTA	74	173	2.30
Turner, IND	62	140	2.30
Davis, LAL	56	114	2.00
Embiid, PHI	66	112	1.70
Porzingis, WAS	65	100	1.50
Mobley, CLE	79	119	1.50
Durant, BRK, PHO	47	67	1.40
Gobert, MIN	70	95	1.40
Okongwu, ATL	80	107	1.30
Eubanks, POR	78	102	1.30
Zubac, LAC	76	98	1.30
Gafford, WAS	78	99	1.30
Allen, CLE	68	84	1.20
Capela, ATL	65	79	1.20
Bol, ORL	70	85	1.20
Poeltl, SAS, TOR	72	86	1.20
Washington, CHO	73	79	1.10

MINUTES PER GAME	G	MIN	AVG
Siakam, TOR	71	2652	37.4
Irving, BRK, DAL	60	2241	37.4
Tatum, BOS	74	2732	36.9
Harden, PHI	58	2135	36.8
VanVleet, TOR	69	2535	36.7
Murray, ATL	74	2693	36.4
Lillard, POR	58	2107	36.3
DeRozan, CHI	74	2682	36.2
Dončić, DAL	66	2391	36.2
Edwards, MIN	79	2842	36
LaVine, CHI	77	2768	35.9
Brown, BOS	67	2405	35.9
Mitchell, CLE	68	2432	35.8
Bridges, BRK, PHO	83	2963	35.7
Grant, POR	63	2246	35.7
Anunoby, TOR	67	2386	35.6
Durant, BRK, PHO	47	1672	35.6
Randle, NYK	77	2737	35.5
Gilgeous-Alexander, OKC	68	2416	35.5
James, LAL	55	1954	35.5





NBA G-LEAGUE

Olympic Tower
645 5th Avenue
New York, NY 10022
(212) 407-8700
www.nba.com/dleague

Senior Director, Basketball Communications:
Mark Broussard
(212) 407-8580
mbroussard@nba.com

2023-24 G-LEAGUE TEAM DIRECTORY

AUSTIN SPURS

1717 Scottsdale Drive, Suite 155, Cedar Park, TX 78641
Arena: H-E-B Center at Cedar Park
Tel: (512) 236-8333
Media Relations Contact:
Loren Leali'ie'e (llealiee@spurs.com)
NBA Affiliation: San Antonio

BIRMINGHAM SQUADRON

950 22nd Street N, Suite 925, Birmingham, AL 35203
Arena: Legacy Arena at the BJCC
Tel: (256) 708-0281
Media Relations Contact:
Dawson Boyd (Dawson.Boyd@pelicans.com)
NBA Affiliation: New Orleans

CAPITAL CITY GO-GO

1100 Oak Drive SE, Washington, DC 20032
Arena: Ent. & Sports Arena in Congress Hts.
Tel: (202) 318-5278
Media Relations Contact:
Autumn Hair (ahair@monumentalsports.com)
NBA Affiliation: Washington

CLEVELAND CHARGE

1 Center Court, Cleveland, OH, 44115
Arena: Cleveland State University Wolstein Center
Tel: (216) 420-2730
Media Relations Contact:
Sean Wyatt (SWyatt@cavs.com)
NBA Affiliation: Cleveland

COLLEGE PARK SKYHAWKS

101 Marietta Street NW, Suite 1100, Atlanta, GA 30303
Arena: Gateway Center Arena at College Park
Tel: (404) 878-3800
Media Relations Contact:
Jerome Schwich (Jerome.schwich@cpskyhawks.com)
NBA Affiliation: Atlanta

DELAWARE BLUE COATS

401 Garasches Lane, Wilmington, DE 19801
Arena: Chase Fieldhouse
Tel: (302) 504-7587
Media Relations Contact:
Alex Yoh (alexboh@76ers.com and BlueCoatsPR@76ers.com)
NBA Affiliation: Philadelphia

GRAND RAPIDS GOLD

130 Fulton Street W, Grand Rapids, MI 49503
Arena: Van Andel Arena
Tel: (844) 847-4653
Media Relations Contact:
Shanee Marvin (smarvin@nbagranderapids.com) and
Brittney Whitefield (bwhitefield@nbagranderapids.com)
NBA Affiliation: Denver

GREENSBORO SWARM

2411 B West Gate City Boulevard, Greensboro, NC 27403
Arena: Fieldhouse at the Greensboro Coliseum Complex
Tel: (336) 907-3608
Media Relations Contact:
Haley Winstead (hwinstead@gsoswarm.com)
NBA Affiliation: Charlotte

IGNITE

200 S Green Valley Parkway, Henderson, NV 89012
Arena: The Dollar Loan Center
Tel: (859) 489-5761
Media Relations Contact:
Dermonte Bond (dbond@nba.com)
NBA Affiliation: None

INDIANA MAD ANTS

125 S. Pennsylvania Street Indianapolis, IN 46204
Arena: Gainbridge Fieldhouse
Tel: (260) 702-9561
Media Relations Contact: Dan Vance (dvance@pacers.com)
NBA Affiliation: Indiana

IOWA WOLVES

730 3rd Street, Des Moines, IA 50309
Arena: Wells Fargo Arena
Tel: (515) 564-8550
Media Relations Contact:
John Meyer (john.meyer@iawolves.com)
NBA Affiliation: Minnesota

LONG ISLAND NETS

1255 Hempstead Turnpike, Uniondale, New York 11553
Arena: Nassau Coliseum
Tel: (516) 654-8199
Media Relations Contact:
Patricia Douglas (pdouglas@bseglobal.net)
NBA Affiliation: Brooklyn

MAINE CELTICS

550 Forest Avenue, Portland, ME 04012
Arena: Portland Exposition Building
Tel: (207) 835-6765
Media Relations Contact:
Evans Boston (EBoston@maineceltics.com)
NBA Affiliation: Boston

MEMPHIS HUSTLE

191 Beale Street, Memphis, TN 38103
Arena: Landers Center
Tel: (901) 205-1234
Media Relations Contact:
Brandon Abraham (BAbraham@grizzlies.com)
NBA Affiliation: Memphis



**MEXICO CITY CAPITANES**

Av. de las Granjas 800, Santa Barbara,
Azcapotzalco, 02230, Mexico City, Mexico
Arena: Arena Ciudad de México
Tel: +52 55 6414 6100
Media Relations Contact:
Adriana Barrón (abarron@capitanes.mx)
NBA Affiliation: None

MOTOR CITY CRUISE

1290 West Warren Avenue, Detroit, MI 48201
Arena: Wayne State Fieldhouse
Tel: (417) 331-0002
Media Relations Contact:
Brody Hickle (bhickle@pistons.com)
NBA Affiliation: Detroit

OKLAHOMA CITY BLUE

208 Thunder Drive, Oklahoma City, OK 73102
Arena: Paycom Center
Tel: (405) 208-4800
Media Relations Contact:
Cole Terlip (cterlip@okcthunder.com)
NBA Affiliation: Oklahoma City

ONTARIO CLIPPERS

1212 Flower Street, Los Angeles, CA 90015
Arena: Toyota Arena
Tel: (909) 406-9090
Media Relations Contact:
Cooper Dzierzanowski (cdzierzanowski@clippers.com)
NBA Affiliation: LA Clippers

OSCEOLA MAGIC

1875 Silver Spur Lane, Kissimmee, FL 34744
Arena: Silver Spurs Arena
Tel: (407) 447-2140
Media Relations Contact:
Comron Fouladi (cfouladi@osceolamagic.com)
NBA Affiliation: Orlando

RAPTORS 905

5600 Rose Cherry Place, Mississauga, ON L4Z4B6
Arena: Paramount Fine Foods Centre
Tel: (416) 815-5600
Media Relations Contact:
Safia Hersi (SHersi@raptors905.com)
NBA Affiliation: Toronto

RIO GRANDE VALLEY VIPERS

4421 N. McColl Road, McAllen, TX 78504
Arena: Bert Ogden Arena
Tel: (956) 843-0072
Media Relations Contact:
Juanita Maldonado (juanita@rgvipers.com)
NBA Affiliation: Houston

RIP CITY REMIX

1 Center Court Suite 200, Portland, OR 97277
Arena: Chiles Center
Tel: (503) 235-8771
Media Relations Contact:
Hunter Hippel (hunter.hippel@ripcity.com)
NBA Affiliation: Portland

SALT LAKE CITY STARS

3200 S Decker Lake Drive, West Valley City, UT 84119
Arena: Maverik Center
Tel: (801) 325-7827
Media Relations Contact:
Megan Zipfel (megan.zipfel@utahjazz.com)
NBA Affiliation: Utah

SANTA CRUZ WARRIORS

903 Pacific Avenue, Suite 101, Santa Cruz, CA 95060
Arena: Kaiser Permanente Arena
Tel: (503) 704-6328
Media Relations Contact:
Anna Burleson (aburleson@warriors.com)
NBA Affiliation: Golden State

SIoux FALLS SKYFORCE

2131 South Minnesota Avenue, Sioux Falls, SD 57105
Arena: Sanford Pentagon
Tel: (605) 332-0605
Media Relations Contact:
Nick Robinson (nick@skyforceonline.com)
NBA Affiliation: Miami

SOUTH BAY LAKERS

2275 East Mariposa Avenue, El Segundo, CA 90245
Arena: UCLA Health Training Center
Tel: (310) 426-6000
Media Relations Contact:
Cole Knox (cknox@sb-lakers.com)
NBA Affiliation: Los Angeles Lakers

STOCKTON KINGS

400 East Main Street, Suite 760 Stockton, CA 95202
Arena: Stockton Arena
Tel: (888) 564-7209
Media Relations Contact:
Shannon Malone Mazibuko (Smalone@kings.com)
NBA Affiliation: Sacramento

TEXAS LEGENDS

2601 Avenue of the Stars, Suite 300, Frisco, TX 75034
Arena: Comerica Center
Tel: (214) 469-0822
Media Relations Contact:
Britney Wynn (bwynn@texlegends.com)
NBA Affiliation: Dallas

WESTCHESTER KNICKS

711 Old Saw Mill River Road, Tarrytown, NY 10591
Arena: Westchester County Center
Tel: (212) 485-7116
Media Relations Contact:
Derek Lapinski (Derek.Lapinski@msgsports.com)
NBA Affiliation: New York

WINDY CITY BULLS

5333 Prairie Stone Parkway, Hoffman Estates, IL 60192
Arena: NOW Arena
Tel: (847) 396-7070
Media Relations Contact:
Hayden Garrett (hgarrett@bulls.com)
NBA Affiliation: Chicago

WISCONSIN HERD

549 High Avenue, Oshkosh, WI 54901
Arena: Oshkosh Arena
Tel: (920) 233-4374
Media Relations Contact:
Jamie Winsted (jamie.winsted@wisconsinherd.com)
NBA Affiliation: Milwaukee



COMMUNITY AND GENERAL INFO





NUGGETS COMMUNITY OUTREACH

The Denver Nuggets are committed to improving the lives of families and children in Colorado through a comprehensive program of education, health and fitness, community initiatives and special events. Our players, coaches and staff are active participants in the community, dedicating over 1,000 hours of their time off the court to visiting schools, hosting youth basketball clinics, lifting the spirits of pediatric and military patients in the hospital and hosting fundraising events that benefit Kroenke Sports Charities.

COMMUNITY PROGRAMS

The Denver Nuggets are proud to support a number of youth programs that focus on education, health & fitness and teamwork. Every year, players and coaches can be found in the classroom using basketball principles to get students excited about school. The team is also committed to helping children with health and athletic programs by having the players and coaches share their knowledge about fitness and nutrition. The education, health & fitness and athletic programs of the Denver Nuggets include:

Denver Nuggets Math Hoops

Denver Nuggets Math Hoops is a fast paced basketball board game that allows students to learn fundamental math skills through direct engagement with real player statistics of their favorite NBA and WNBA players.


Nugget for a Day

Nugget for a Day, presented by *Rocky Mountain Hospital for Children*, provides an opportunity for deserving children to spend a day as a special guest of the Denver Nuggets. The program includes an exclusive behind the scenes tour of Ball Arena, invitation to a closed Nuggets practice, game tickets, dinner, and special recognition at the game.

Special Olympics Colorado Clinic

For more than 30 years, the Denver Nuggets Signature community event is the annual basketball clinic with Special Olympics Colorado (SOCO). Nuggets Players, Coaches, Ambassadors, SuperMascot Rocky, Nuggets Dancers, and Altitude talent host 150+ SOCO athletes and their families for a special day at Ball Arena. Drill stations include passing, dribbling, shooting, defense, and conditioning – all led by Nuggets players, staff & celebrities. Additional event activities may include a Special Olympics Board Luncheon, Job Shadow for Special Olympics athlete ambassadors, and athlete health screenings.

For more information on Denver Nuggets community relations and fan development programs and initiatives, please call 303-405-1100 or visit nuggets.com.



"Nobody is perfect, except a kid." CHOPPER" TRAVAGLINO, Founder of Denver Nuggets Charities

Most Valuable Teacher

The Nuggets Most Valuable Teacher program, in partnership with *Ford*, honors teachers for their outstanding work to empower youth in our community. Selected teachers will receive a classroom grant, virtual classroom visit from a Nuggets celebrity, a Nuggets gift bag, and a gift card to a local restaurant.

Green Assists

Kroenke Sports Charities, *in partnership with Ball*, is proud to offer Green Assists, an environmentally-friendly grant for schools. Local student clubs, classrooms and schools are invited to apply for grants to be used towards sustainable school improvements.

Denver Nuggets Unified Takeover

The Denver Nuggets will host Unified Game Takeovers for local middle & high school unified basketball teams. Unified teams involve athletes with, and without, disabilities playing on the same team. The Nuggets create an NBA-environment at local middle or high school gymnasiums by incorporating assets including, but not limited to, SuperMascot Rocky, Denver Nuggets Dancers, Skyline Drumline, Mile High City Hype Squad and in-game PA Announcer, Kyle Speller.





KROENKE SPORTS CHARITIES

Kroenke Sports Charities (KSC) is committed to improving lives through the spirit and power of sports. We strive to serve our community through education, health and fitness initiatives, athletic programs, and direct aid, with the particular purpose of helping families, children, veterans, and the disabled. Kroenke Sports Charities provides relevant programs and support, directly and with other nonprofit organizations, to ultimately assist, encourage, and enrich the lives of those in need.

Mile High Dreams Gala

Mile High Dreams Gala, presented by Ball – January 11, 2024. A Toast to Our Teams gives fans the opportunity to mix and mingle with players, coaches, alumni, dancers and mascots from the Denver Nuggets, Colorado Avalanche, Colorado Mammoth and Colorado Rapids at a unique evening featuring live music, food and libations from a variety of restaurants and wineries and much more. For tickets, visit nba.com/nuggets/charity-events.

SIGNATURE COMMUNITY PARTNERS

Kroenke Sports Charities provides ongoing funding and in-kind support for several non-profit agencies which make sports available and accessible for children and adults of all abilities.

Colorado Adaptive Sports Foundation

Colorado Adaptive Sports Foundation aims to bolster independence, improve self-confidence, elevate social interaction and enhance quality of life for people of all ages throughout Colorado, who have physical disabilities.

Denver Public Schools Foundation – Denver Prep League

In 1997, KSC became a Founding Partner of DPL to give DPS middle school students, ages 11-14, an avenue for participation in organized after school activities; a void left unfilled in DPS for 30 years. Today, DPL is comprised of 33 DPS schools which enables more than 6,600 students the opportunity to participate in 17 sports throughout the school year and summer.

Gold Crown Foundation

Founded in 1986, the GCF strives to educate youth and community through sports and enrichment programs. With programs reaching nearly 18,000 youth each year, the purpose of GCF youth programs are built on three principles – participation, sportsmanship and community.

DENVER NUGGETS COMMUNITY AMBASSADORS

Throughout the year, Denver Nuggets Community Ambassadors work with more than 30,000 people at approximately thirty monthly appearances in Colorado such as basketball skills clinics, fundraising events, sportsmanship – leadership – civic presentations and events.



WALTER DAVIS



NICHOLAS OWENS



MARK RANDALL



KYLE SPELLER

Playworks Colorado

Founded in 1996, Playworks expanded to Colorado in 2010. Playworks Colorado serves low-income schools across Denver, Aurora, and Mapleton through year-round, on-site support services. They reach thousands of students across Colorado through professional development workshops and youth organizations.

Special Olympics Colorado

Special Olympics was founded in 1962 to provide children with intellectual disabilities an opportunity to demonstrate their dignity and capability through sports and competition. Special Olympics Colorado serves more than 18,000 athletes state-wide through 21 year-round sports programs. KSC also supports SOCO's Unified Schools Program which assists SOCO collaboration with Unified Sports.

Young Americans Center for Financial Education

Young Americans Center's goal is that Colorado youth grow up knowing how to earn, make, and manage their money wisely, regardless of background. They focus on personal finance, free enterprise, global economics and entrepreneurship with four keystone programs: Young Americans Bank, Young AmeriTowne, International Towne and YouthBiz.

FUNDRAISING

Each year, Denver Nuggets players and coaches encourage giving by promoting, and participating in, the following charitable events, which benefit Kroenke Sports Charities:

Online Auctions

Throughout the year, Kroenke Sports Charities raises funds through online auctions of autographed items, one-of-a-kind merchandise and game-worn items. To participate, visit ksc.givesmart.com.

Nuggets License Plates

Nuggets fans have the opportunity to show their pride with a Denver Nuggets license plate. Proceeds from license plate sales will benefit education, health and recreation programs for children and families in Colorado supported by Kroenke Sports Charities.





SUPERMASCOT ROCKY

NBA DEBUT: DECEMBER 15, 1990
BIRTHPLACE: ROCKY MOUNTAINS
HEIGHT: 5'10"

WEIGHT: 154 LBS.
TAIL LENGTH: 3 FEET

One of the most recognizable and beloved mascots in the NBA, SuperMascot Rocky has become a staple at every Nuggets home game. His daring acrobatics and innovative skits make his performances eagerly anticipated by fans and players alike.

Rocky is an integral part of the community programs of the Denver Nuggets and makes countless appearances at schools of all levels throughout the state

of Colorado. In addition, Rocky has made several appearances for other professional sports teams and has performed on behalf of the NBA at the All-Star Game, as well as several international functions.

From sporting events to corporate outings, Rocky will make every event memorable. To book Rocky for an appearance, call the Nuggets at 303-887-4779.





SKYLINE DRUMLINE

Kroenke Sports & Entertainment, along with the Denver Nuggets, are proud to present for the eighth consecutive season, the Skyline Drumline. A part of the Game Presentation Department, this unique entertainment team further enhances the Nuggets game night experience and continues to raise the bar across the league for NBA entertainment.

The Skyline Drumline is a professional interactive drum team that can be heard in and around Ball Arena, as well as at Nuggets events around

the state of Colorado. This group of the cities most gifted percussionists perform at every home game during play, timeouts, and select halftimes, making them another prominent element of the nightly entertainment lineup. From the moment fans arrive at Ball Arena, the drumline has an astounding presence that has become a fan favorite.

For more information on how to book the Skyline Drumline for your next event, please visit nba.com/nuggets/skyline-drumline.






2023-24 DENVER NUGGETS DANCERS




ALEXA




ALLIE



ALYSSA




AMY



BROOKLYNN




BRYNNA



HANNAH



JACE




JEZZNIA



KIMI




MELODY




MEREDITH




NICOLE



SEPTEMBER



SHAE



SIDA



SOPHIA



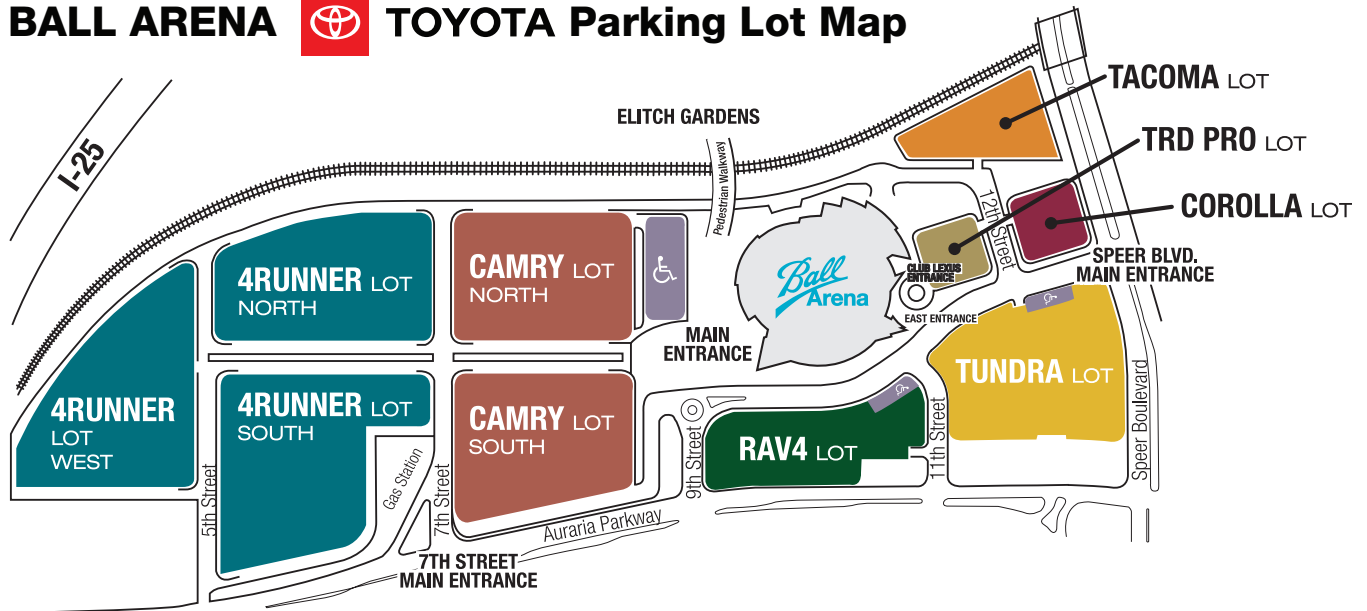
SYDNEY

DANCE TEAM MANAGER: AMY JO JOHNSTON ✨ AJ.JOHNSTON@TEAMKSE.COM ✨ (303) 405-1206





BALL ARENA  TOYOTA Parking Lot Map



2023-24 SEASON SCHEDULE



OCTOBER

SUN	MON	TUE	WED	THU	FRI	SAT
1	2	3	4	5	6	7
8	9	8:00 10	11	6:00 12	13	14
7:00 15	16	8:30 17	18	8:00 19	20	21
22	23	5:30 24	25	26	5:00 27	28
1:30 29	7:00 30	31	ALL TIMES ARE MOUNTAIN AND SUBJECT TO CHANGE.			

NOVEMBER

SUN	MON	TUE	WED	THU	FRI	SAT
HOME GAMES		AWAY GAMES		6:00 1	2	8:00 3
7:00 4					7:00 5	6
5:00 12			8:00 14	15	16	6:00 17
4:00 19	5:00 20	21	5:00 22	23	6:00 24	25
6:00 26	8:30 27	28	7:00 29	30		

DECEMBER

SUN	MON	TUE	WED	THU	FRI	SAT
					8:00 1	8:00 2
3	4	5	6	7	8	9
10	5:30 11	6:00 12	13	7:00 14	15	7:00 16
17	7:00 18	19	5:30 20	21	5:30 22	5:00 23
24	12:30 25	26	27	7:00 28	7:00 29	30
31						

JANUARY

SUN	MON	TUE	WED	THU	FRI	SAT
	7:00 1	2	3	8:00 4	7:00 5	6
6:00 7	8	9	7:00 10	11	7:00 12	13
1:30 14	15	5:30 16	17	18	5:30 19	20
4:00 21	22	5:00 23	24	5:30 25	26	3:30 27
28	7:00 29	30	8:00 31			

FEBRUARY

SUN	MON	TUE	WED	THU	FRI	SAT
				1	7:00 2	3
6:30 4	5	6	7	8:00 8	8:00 9	10
11	6:00 12	13	7:00 14	15	16	17
18	19	20	21	7:00 22	8:00 23	24
5:00 25	26	27	7:00 28	8:00 29		

MARCH

SUN	MON	TUE	WED	THU	FRI	SAT
					1	6:30 2
3	4	8:00 5	6	8:00 7	8	7:00 9
10	7:00 11	12	5:30 13	14	6:30 15	16
1:30 17	18	7:00 19	20	7:00 21	22	8:00 23
24	7:00 25	26	8:00 27	28	7:00 29	30
1:30 31						

APRIL

SUN	MON	TUE	WED	THU	FRI	SAT
	1	7:00 2	3	8:00 4	5	7:00 6
7	8	7:00 9	8:00 10	11	6:00 12	13
1:30 14	15	16	17	18	19	20

PLAY IN GAMES START

PLAY IN GAMES START

PLAY IN GAMES START

PLAY IN GAMES START

PLAYOFFS START

TUNE-IN ON GAME DAYS

Altitude Sports ALT - ALTITUDE SPORTS
Altitude Sports 2 ALT2 - ALTITUDE SPORTS 2
Altitude Sports 92.5 FM ALTITUDE 92.5 FM IS THE NUGGETS' FLAGSHIP STATION IN DENVER
Altitude AM950 SELECT GAMES WILL AIR ON ALTITUDE AM950

PURCHASE TICKETS AT [TICKETMASTER.COM](https://www.ticketmaster.com)

ticketmaster

