

What's New



Featured Launch: Google Slides Q&A

[Accept questions from your audience when presenting in Google Slides](#)




Work anywhere

[Enhanced support for images in the Google Sheets mobile apps](#)

[Dial in with ease using the latest Google Calendar app for Android](#)

[Opening Docs, Sheets, and Slides files on mobile now easier when you're offline](#)

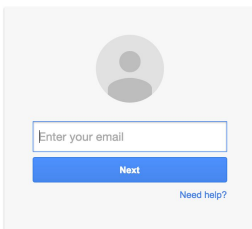


Simple to use

[Stay focused with Google Calendar event notifications in your browser](#)

[See event locations at a glance with Google Calendar on the web](#)

[Embed charts from Sheets in Docs and Slides and update them with a single click](#)



Business ready

[Contact importing now available in the new Google Contacts preview](#)

[Improved search and filter experience in Reports section of Admin console](#)

[Google BigQuery integrates with Google Drive](#)

[Digitally sign your Gmail messages with 2048-bit DKIM keys](#)

[New ways to keep data flowing between your apps and ours](#)

[New predefined detectors for Data Loss Prevention for Gmail](#)

[Monitor key activities on managed devices from the Admin console](#)



Learn more about Google Apps

[Google Apps Learning Center now available in 6 new languages](#)

[Google for Work Connect \(GWC\): The community for Apps administrators](#)

[The Apps Show on YouTube](#)

[What's New for Apps Admins videos](#)


We'd really appreciate [your thoughts](#) on how we can make this newsletter work best for you.

-The Google Apps Team
June 1, 2016

Featured Launch: Google Slides Q&A

Accept questions from your audience when presenting in Google Slides

Announced May 4th, 2016

 Share with your organization

[- back to top -](#)

What's new: Any skilled presenter knows that an interactive presentation is often an effective presentation. With this launch, you can now better engage your audience by allowing them to submit questions and vote on them during Google Slides presentations.

To see the feature in action, check out [this video](#) in which Google Science Fair winner Shree Bose fields questions from a group of 200 middle school students.



A few things to note:

- The Slides Q&A feature works on [desktop computers](#), [Android mobile devices](#), and [iOS mobile devices](#).
- You can only use Slides Q&A if you have edit or comment access to that Slides presentation.
- By default, any user in your domain can submit a question. If your organization permits external sharing, you can allow external users to submit questions as well.

For more information on how to accept, submit, and view audience questions in Google Slides, check out the [Help Center](#).


Bonus! Allowing your audience to ask questions isn't the only way we've improved the presentation experience on Slides with this launch. We're also making the following possible:

- **Use your mouse as a laser pointer in Slides on the web.** Just choose the laser pointer option from the toolbar and move your mouse, and a red laser-like dot will appear in the same place on screen, helping your audience know where to look and when.
- **In the Slides iOS app, present to a new Hangout or to a Hangout selected from a meeting on your Google Calendar.** For more information, check out the [Help Center](#).

Work anywhere

Enhanced support for images in the Google Sheets mobile apps

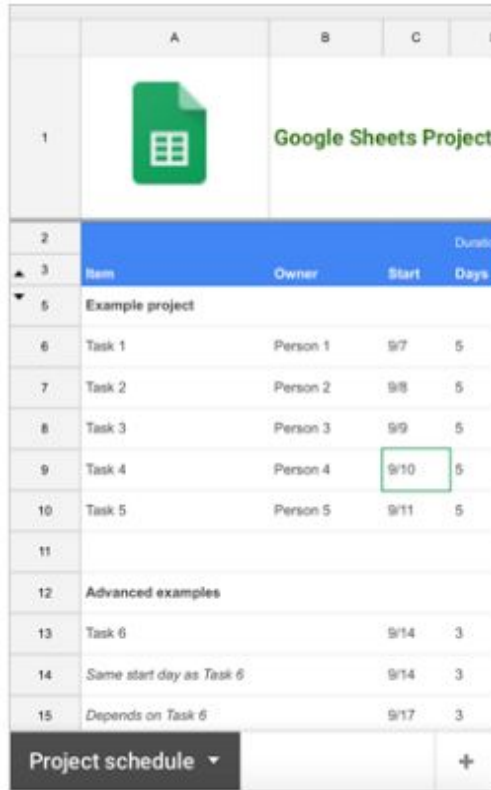
Announced May 4th, 2016


 Share with your organization

[- back to top -](#)

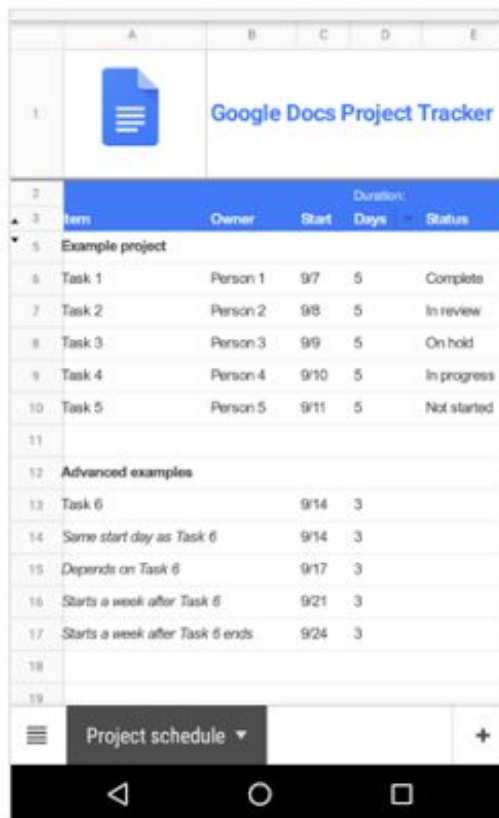
What's new: Images—for instance, business logos—can make or break a spreadsheet. With that in mind, we added improved image and drawing functionality in the Google Sheets mobile apps. You can now:


- View images and drawings in the Sheets app on your iPhone or iPad.



	A	B	C	D	
1		Google Sheets Project			
2	Duration				
3	Item	Owner	Start	Days	
4	Example project				
5	Task 1	Person 1	9/7	5	
6	Task 2	Person 2	9/8	5	
7	Task 3	Person 3	9/9	5	
8	Task 4	Person 4	9/10	5	
9	Task 5	Person 5	9/11	5	
10	Advanced examples				
11	Task 6		9/14	3	
12	Same start day as Task 6		9/14	3	
13	Depends on Task 6		9/17	3	

- View images and drawings—even in frozen sections!—in the Sheets app on your Android device (previously these images would not render in frozen cells on Android).




	A	B	C	D	E
1		Google Docs Project Tracker			
2	Duration				
3	Item	Owner	Start	Days	Status
4	Example project				
5	Task 1	Person 1	9/7	5	Complete
6	Task 2	Person 2	9/8	5	In review
7	Task 3	Person 3	9/9	5	On hold
8	Task 4	Person 4	9/10	5	In progress
9	Task 5	Person 5	9/11	5	Not started
10	Advanced examples				
11	Task 6		9/14	3	
12	Same start day as Task 6		9/14	3	
13	Depends on Task 6		9/17	3	
14	Starts a week after Task 6		9/21	3	
15	Starts a week after Task 6 ends		9/24	3	

Get the Google Sheets apps in the [App Store](#) and [Google Play](#).

Dial in with ease using the latest Google Calendar app for Android

Announced May 11th, 2016

 Share with your organization

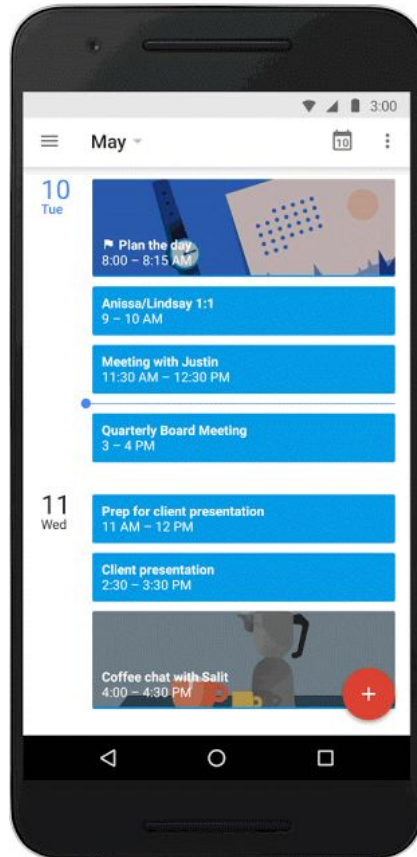
[- back to top -](#)

What's new: An update to the Google Calendar app for Android is now available on Google Play.

Now, when you dial in to a conference call, Google Calendar can automatically add the passcode. Simply tap the call-in number from the calendar event and you'll be prompted to select the relevant passcode for you — host or participant.


Note: Google Calendar detects the passcode or meeting ID from the location or notes field in the calendar event. If this information is not found, dialing in will be the same as before, where the passcode or meeting ID is dialed manually.

Get the latest Google Calendar app on [Google Play](#).



Opening Docs, Sheets, and Slides files on mobile now easier when you're offline

Announced May 18th, 2016

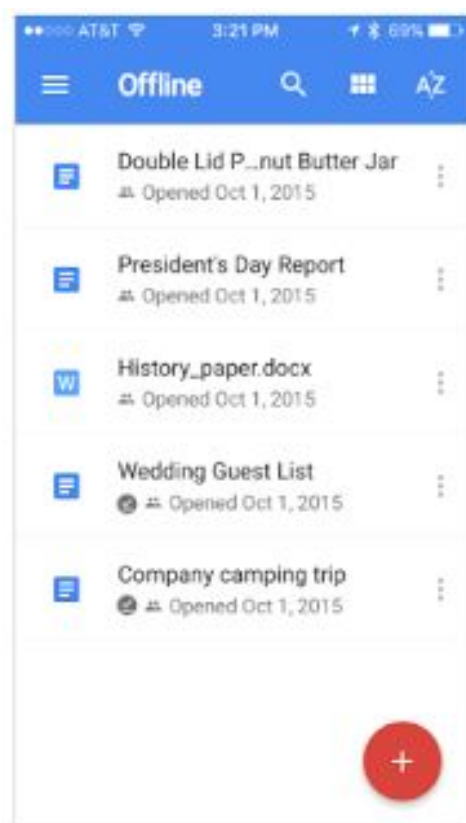
 Share with your organization

[- back to top -](#)

What's new: We know that internet connections can be spotty when you're working on your phone on the go. And we recognize that sometimes you need access to a file you didn't remember to [make available offline](#). With this launch, we've made it easier to open Google Docs, Sheets, and Slides files on your Android and iOS devices when you're not online.

Now, any Docs, Sheets, or Slides files you've recently worked on will be automatically synced to your mobile device, so you can open them even if you don't have an internet connection. As your documents, spreadsheets, and presentations go stale—or if your phone or tablet maxes out on storage space—we'll remove those older files from your device. To see what documents are saved to your device and to access them later, simply select **Offline** from the overflow menu in your Docs, Sheets, or Slides app. This will show files synced both automatically and manually (note that manually synced files will now be labeled with a checkmark, instead of a pin icon).

Get the Docs, Sheets, and Slides apps on [Google Play](#) and the [App Store](#).



Simple to use

Stay focused with Google Calendar event notifications in your browser

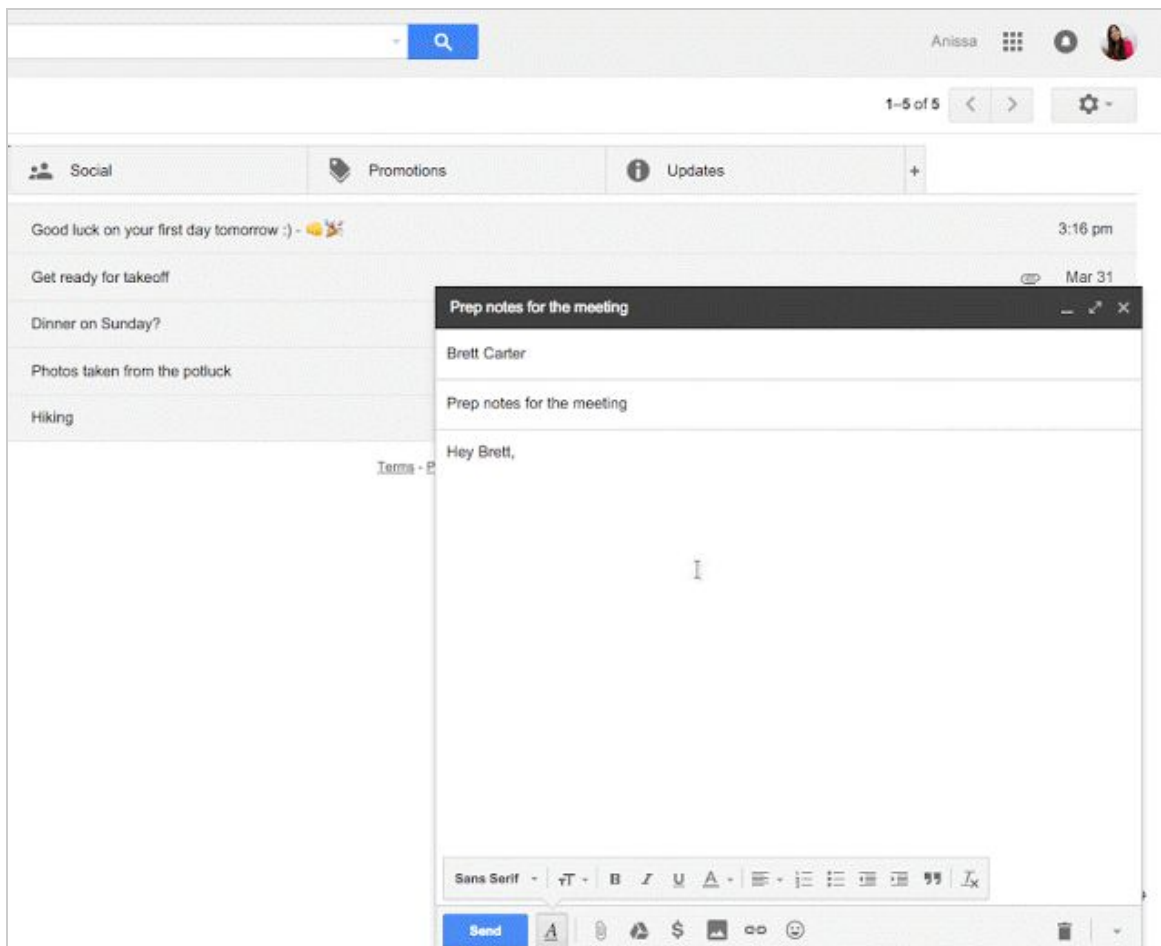
Announced on May 10th, 2016

[Share with your organization](#)

[- back to top -](#)

What's new: We're happy to announce that the Gentle Notifications lab has graduated to become a fully supported feature.

How it works: You can now continue working in other tabs uninterrupted without losing track of your next meeting. Event notifications in browsers which support [Web Notifications](#) (like Google Chrome) will allow you to use native browser notifications instead of interruptive alerts.



This new feature is opt-in and automatically activated for existing lab users. In order to opt-in, simply enable browser notifications from the settings menu in Google Calendar.

Learn more in the [Help Center](#).

See event locations at a glance with Google Calendar on the web

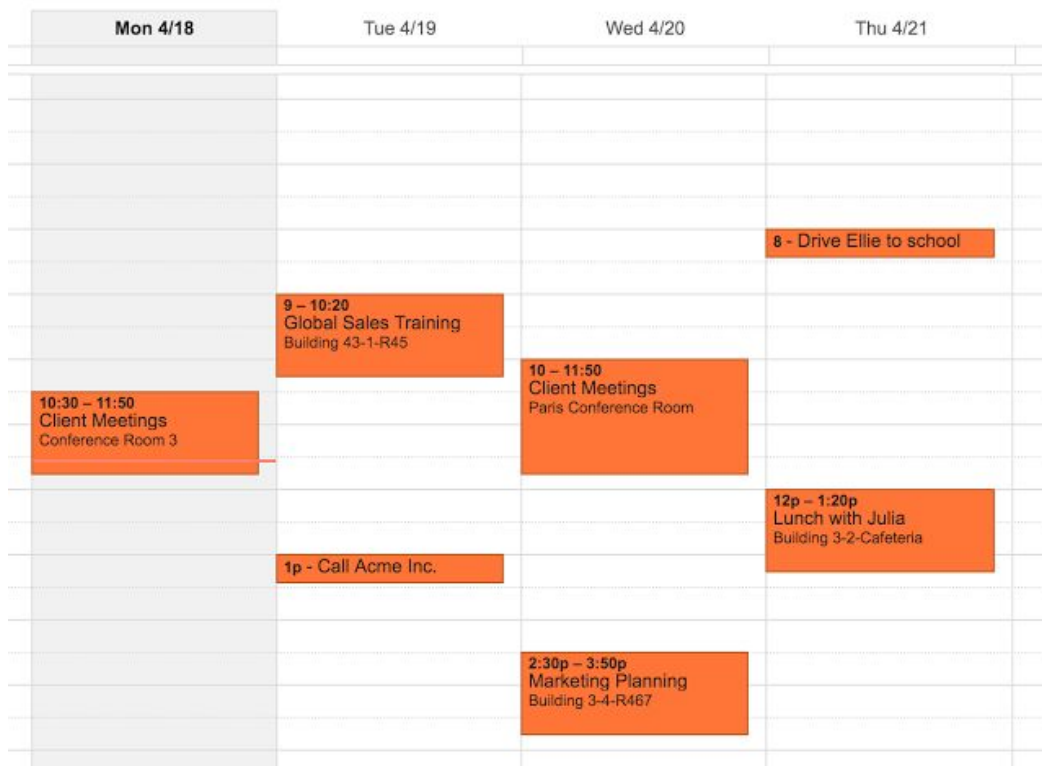
Announced on May 12th, 2016

[Share with your organization](#)

[- back to top -](#)


What's new: Event locations will now appear in the day and week views on Google Calendar on the web.

How it works: Instead of needing to navigate to an event's details in order see the event location, the event location will now appear on your calendar, when there is enough space available. For example, the Global Sales Training is located at Building 43-1-R45 in the image below:



Embed charts from Sheets in Docs and Slides and update them with a single click

Announced on May 18th, 2016

 Share with your organization

[- back to top -](#)

What's new: Charts help you display data in a visually compelling way. At work, the same chart may be used across multiple documents and presentations, to help you better convey your message and strengthen your argument. If that chart changes, it can be tedious and time-consuming to replace it in each and every file. To save you valuable time, we've now made it possible to update your chart with a single click—without ever needing to leave your document or presentation.

To get started, simply go to **Insert > Chart** in Google Docs or Slides on the web. Insert a new chart, or select **From Sheets** to add an existing chart from the spreadsheet of your choice. As long as you check the **Link to spreadsheet** box, you'll be given the option to update the chart with one click if its underlying data in Google Sheets changes. Should you no longer want to be notified of updates to a particular chart, you can simply unlink it. This same functionality is available if you copy and paste a chart into a document or presentation.

Add charts to docs or slides
- then update them with one click



Please note that the ability to import or update linked charts will only be available to collaborators with edit access to the document, presentation, or underlying spreadsheet.

For more information on embedding charts in your Docs and Slides files, check out these Help Center articles: [Help Center: Add a chart to a slide](#) | [Help Center: Add a chart to a document](#).

Business ready

Contact importing now available in the new Google Contacts preview

Announced May 3rd, 2016

Share with your organization

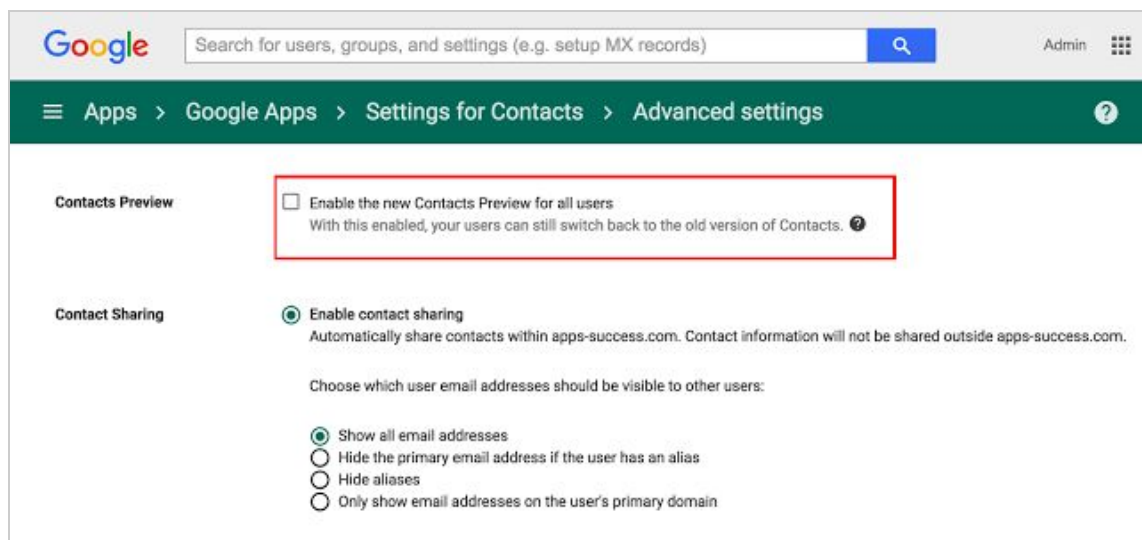
[- back to top -](#)

What's new: We recently announced that the new Google Contacts is available for preview from the Admin console. By enabling the preview, administrators can allow their users access to the new Google Contacts, along with the many benefits that come with it, like a new fresh look and improved contact merge features.

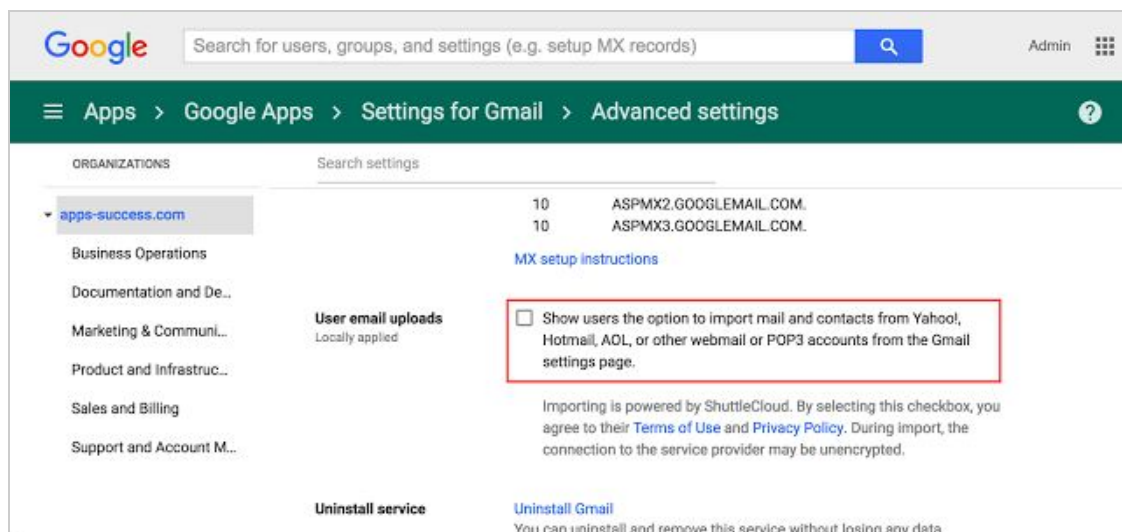
One popular request from Google Apps users was the ability to easily import their contacts into Google Contacts. We're happy to announce that the ability to import contacts, powered by ShuttleCloud, is now available for Google Apps users.

Getting started for administrators

- Administrators must first enable the "Contacts Preview" for their users via **Apps > Google Apps > Settings for Contacts > Advanced Settings**

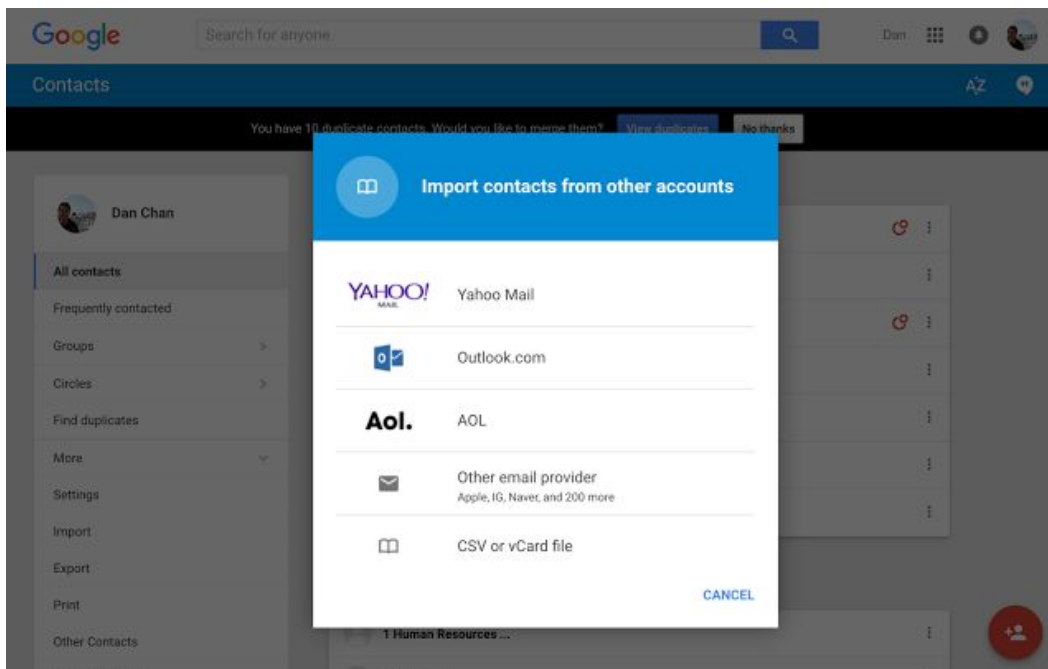


- Administrators must also enable "User email uploads" in the Gmail User Settings by going to **Apps > Google Apps > Settings for Gmail > Advanced Settings**



Getting started for users

- Users can now import contacts from a wide variety of supported mail and contact sources.
- From the new Google Contacts preview, simply click **More > Import >** and choose the account that you'd like to migrate from.
- You will be prompted for that account's username and password, and your contacts will start transferring once you have successfully granted authorization.



- If you do need to import your contacts using a CSV file, click on CSV file in the above dialog box, and then click on Go to Old Contacts to be taken to Contacts Manager.

Improved search and filter experience in Reports section of Admin console

Announced May 9th, 2016

★ Admin feature

[- back to top -](#)

What's new: Based on your feedback, we've improved the search and filter experience in the **Audit Reports** section of the Admin console.

How it works: Previously, when you typed a query in any one of the "Filters" fields in a particular report, we would automatically begin searching when your cursor left that field—an unexpected and often confusing experience.

To make this workflow more intuitive, we've added a **Search** button below the filtering fields, which you'll need to explicitly click to launch any search. This should make the process of pulling key reports quicker and easier.

Check out the [Help Center](#) for more details.

Filters


Event name
Logout

User name
user123 x

IP address
eg. 194.66.82.11

Login type
Select one

Date and time range
From
To



Google BigQuery integrates with Google Drive

Announced May 10th, 2016

Share with your organization

- [back to top](#) -

What's new: [Google BigQuery](#) is a serverless analytics data warehouse that lets you analyze large amounts of data to find meaningful insights, using familiar SQL. BigQuery is fully managed which means it frequently delivers features and upgrades without any downtime or burden on the user. For enterprise customers, the BigQuery strives to deliver features that improve user productivity and interoperability, and BigQuery even easier to use.



team
make

This month, the BigQuery team announced integration with [Google Drive](#). You can now:

- Save query results directly to [Google Sheets](#) from the BigQuery UI.
- Query files directly from Google Drive, without first loading them into BigQuery.
- Query Google Sheets spreadsheets from BigQuery as you edit them in Sheets!

Check out the [post](#) on the [Google Cloud Big Data and Machine Learning blog](#) for more details.

Digitally sign your Gmail messages with 2048-bit DKIM keys

Announced May 11th, 2016

Admin feature

- [back to top](#) -



What's new: Back in 2011, we [launched](#) the ability for any Google Apps administrator to set up [DomainKey Identified Mail \(DKIM\)](#). DKIM is a way to digitally sign messages so that recipient servers can verify that the message really comes from your domain and hasn't been changed along the way. Additionally, when you sign your messages with DKIM, they become less likely to get caught up in recipients' spam filters.

The fight against spoofers still continues today, and as spoofers' tools have gotten more powerful, 1024-bit DKIM keys are no longer as secure. For that reason, we're pleased to announce that Google Apps customers can now digitally sign their messages with 2048-bit DKIM keys, and we strongly recommend making this the standard for all email messages sent from your domain going forward.

Recommendations

- If you are currently not using DKIM to protect your Gmail messages, set up 2048-bit DKIM in the Admin console. See the [Help Center](#) for instructions.
- If you are already using DKIM with 1024-bit keys, check with your DNS provider to see if they support 2048-bit keys. If so, update your domain keys to 2048-bit for the best protection.

Important: Some domain registrars do not yet support 2048-bit DKIM keys, even though this has been available for more than 30 years. For those domains, we still offer the ability to sign messages with 1024-bit keys from a drop-down.

New ways to keep data flowing between your apps and ours

Announced May 18th, 2016

Share with your organization

- [back to top](#) -

What's new: There was a time when office work used to be all about pushing physical paper. Computing and productivity tools have made things better, but workers still find themselves doing the same tasks over and over across the different apps they use: copying and pasting from a CRM app to a slide presentation, or manually exporting data from a project management app just to turn around and import it back into a spreadsheet. It's the digital equivalent of pushing paper.

To make it easier to get the job done across multiple apps, without all the copy and paste, we announced three new APIs to help workers get to the data they need, when and where they need it.

Build seamless integrations with the new Sheets and Slides APIs

Our new APIs let developers connect their apps—and the data within them—more deeply with Google Sheets and Google Slides.

The new Sheets API gives developers programmatic access to powerful features in the Sheets web and mobile interfaces, including charts and pivot tables. For example, developers can use Sheets as part of a rich workflow that pushes data from their app into Sheets and allows users to collaborate on that data before the updated data is pulled back into the original app, removing altogether the need to copy and paste.

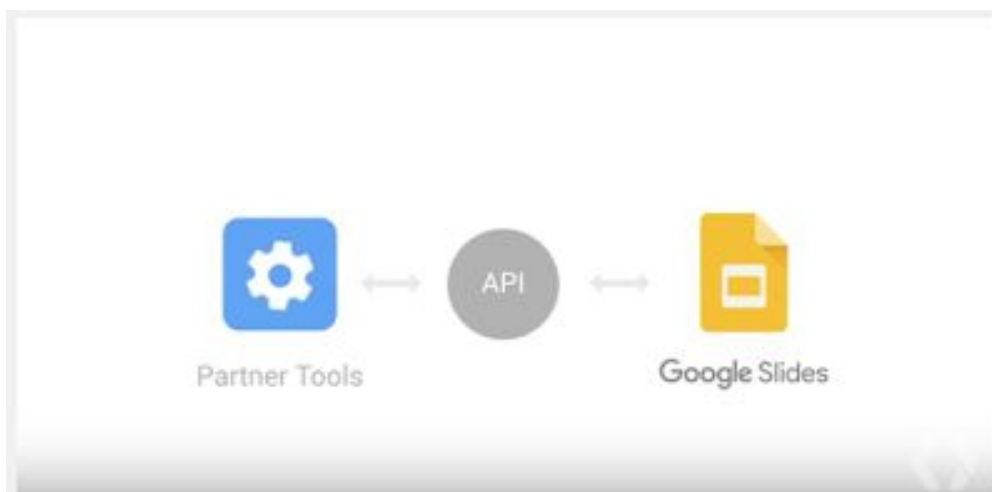
Teams at [Anaplan](#), [Asana](#), [Sage](#), [Salesforce](#), and [SAP Anywhere](#) are already building interesting integrations with the new Sheets API. Check out [this video](#) to see an overview of what's possible, as well as several example integrations.



The new Sheets API is available now. Find the developer documentation as well as a codelab to help you get started at developers.google.com/sheets.

Similar to the Sheets API, the new Slides API gives developers programmatic access to create and update presentations. For example, developers can use this API to push data and charts into Slides to create a polished report from source data in other application, ready to present.

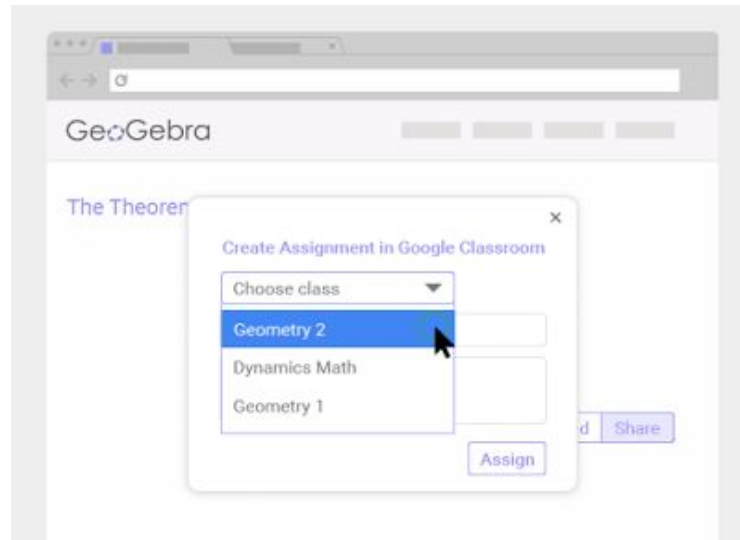
[Conga](#), [ProsperWorks](#), [SalesforceIQ](#), and [Trello](#) are all building integrations with Slides using the new API. Several examples of what's possible are in [this video](#).



The Slides API will be launching in the coming months, and these partner integrations will be available soon after. You can sign up for early access to the Slides API at developers.google.com/slides.

Keep your data in sync with the new Classroom API

For developers building tools and workflows for schools, the Classroom API has launched new coursework endpoints to help you build stronger integrations that keep your data in sync. Read the full announcement on the Google for Education blog, [here](#).



We can't wait to see what you build!

New predefined detectors for Data Loss Prevention for Gmail

Announced May 24th, 2016

★ Admin feature

- [back to top](#) -

What's new: Earlier this year, we [launched](#) several improvements for Data Loss Prevention for Gmail, such as optical character recognition and more flexible content detection thresholds. Google Apps Unlimited customers all around the world were able to start using DLP to automatically check outgoing messages according to content policies set by the administrator and help prevent accidental data loss.



In this latest release, we're adding several new Personally Identifiable Information (PII) predefined detectors to enhance your DLP for Gmail solutions. The new detectors are as follows:

- Mexico - Passport Number
- Mexico - CURP Code
- Korea - Passport Number
- Spain - Passport Number
- Germany - Passport Number
- USA - Passport Number
- China - Passport Number
- Canada - Passport Number
- France - Passport Number
- Japan - Passport Number
- UK - Passport Number

Note: DLP for Gmail is available for [Google Apps Unlimited](#) customers only.

Check out the [Help Center](#) for more information.

Monitor key activities on managed devices from the Admin console

Announced May 25th, 2016

★ Admin feature

- [back to top](#) -

What's new: As security on mobile devices becomes increasingly important, we want to give Google Apps administrators an improved ability to monitor key activities occurring on managed devices. With that in mind, we launched Mobile Audit, which audits activities on iOS and Android devices managed by [Google Mobile Management](#). Examples of activities that will be recorded include mobile application changes, operating system updates, and device settings changes.

This will help admins make more informed decisions around which policies to enable and what actions to take. For instance, imagine a user loses their device. Previously, an admin would simply wipe the device. With this launch, however, the admin can investigate further by checking the device's audit trail. If he or she observes

suspicious activities—like failed attempts to log in to the device or a change in the device’s serial number—he or she can choose to block the device instead of just wiping it.

Admins can visit the **Reports** page in the Admin console to see all audit events. They can then filter those events by event name, device ID, user name, or date and time. Additionally, admins can set up “alerts,” so they’ll be notified when certain activities take place on their users’ devices.

Device ID	Event Description	Date	Event Name
3cc851042e373806	Kavitha Nalluri's account registered on Nexus 7 with device administrator privilege	Apr 26 8:24 PM	Account registrati
3cc851042e373806	Kavitha Nalluri's account unregistered from Nexus 7 with device administrator privilege	Apr 26 8:09 PM	Account registrati
4968232460605310735	Naveen Ippili's account unregistered from Android SDK built for x86 -	Apr 26 7:37 PM	Account registrati
4968232460605310735	Naveen Ippili's account registered on Android SDK built for x86 -	Apr 26 7:37 PM	Account registrati
5849812264367668375	Naveen Ippili's account unregistered from Android SDK built for x86 -	Apr 26 5:29 PM	Account registrati
5849812264367668375	Naveen Ippili's account registered on Android SDK built for x86 -	Apr 26 5:29 PM	Account registrati
3cc851042e373806	Kavitha Nalluri's account registered on Nexus 7 -	Apr 26 4:57 PM	Account registrati
3cc851042e373806	Kavitha Nalluri's account registered on Nexus 7 -	Apr 26 4:57 PM	Account registrati
3cc851042e373806	Kavitha Nalluri's account registered on Nexus 7 -	Apr 26 4:50 PM	Account registrati
3cc851042e373806	Kavitha Nalluri's account registered on Nexus 7 -	Apr 26 4:50 PM	Account registrati
3cc851042e373806	Kavitha Nalluri's account registered on Nexus 7 -	Apr 26 4:50 PM	Account registrati
5788666196718630667	Naveen Ippili's account unregistered from Android SDK built for x86 -	Apr 26 4:46 PM	Account registrati
5788666196718630667	Naveen Ippili's account registered on Android SDK built for x86 -	Apr 26 4:46 PM	Account registrati
8625426957148699721	Naveen Ippili's account unregistered from Android SDK built for x86 -	Apr 26 4:06 PM	Account registrati
8625426957148699721	Naveen Ippili's account registered on Android SDK built for x86 -	Apr 26 4:06 PM	Account registrati
8345007780341598259	Naveen Ippili's account unregistered from Android SDK built for x86 -	Apr 26 4:05 PM	Account registrati
8345007780341598259	Naveen Ippili's account registered on Android SDK built for x86 -	Apr 26 4:04 PM	Account registrati
2208815427175230528	Naveen Ippili's account unregistered from Android SDK built for x86 -	Apr 26 4:03 PM	Account registrati
2208815427175230528	Naveen Ippili's account registered on Android SDK built for x86 -	Apr 26 4:02 PM	Account registrati
3024230059534043821	Naveen Ippili's account unregistered from Android SDK built for x86 -	Apr 26 1:12 PM	Account registrati

For more information on Mobile Audit and to see a list of all events audited, please refer to the [Help Center](#).

Notes:

- Only users with [Google Apps Unlimited](#) licenses (excluding Google Apps for Education) will have their mobile events audited.
- This launch is rolling out gradually and will be available to all Google Apps Unlimited customers in the coming weeks.

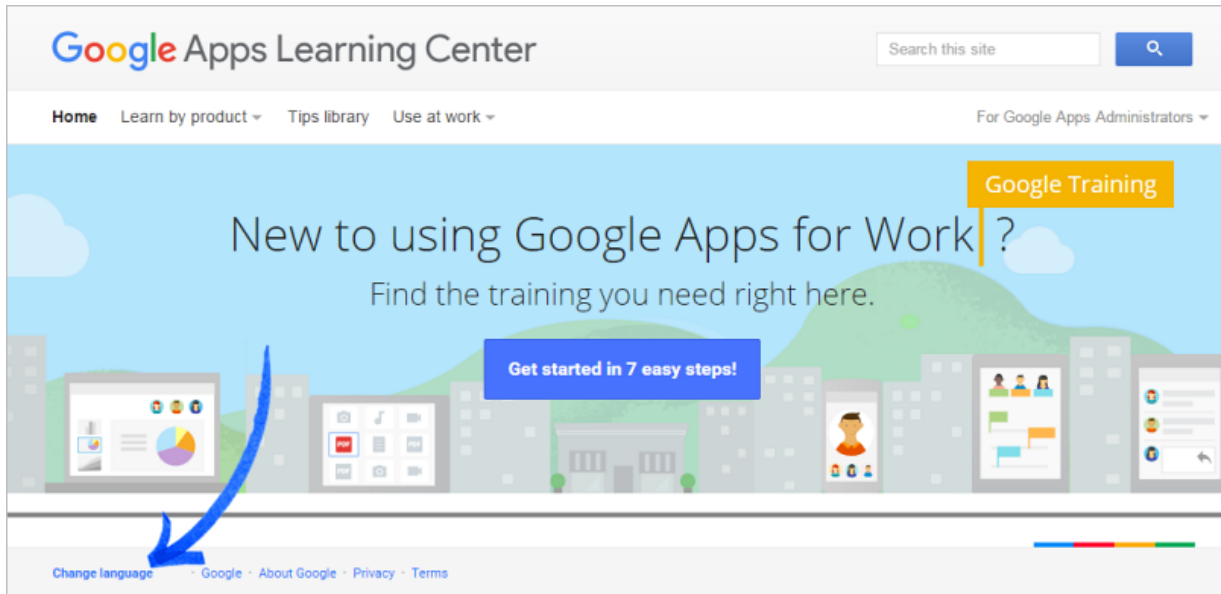
Learn more about Google Apps

Google Apps Learning Center now available in 6 new languages

Share with your organization

[- back to top -](#)

What's New: The revamped [Google Apps Learning Center](#) is now available in 6 new languages: German, Italian, Dutch, Russian, Korean, and Chinese (Traditional). Check out our localized guides for new users and customers transitioning from competitor products, product cheat sheets, Tips Library, and Top 10 lists of use cases!

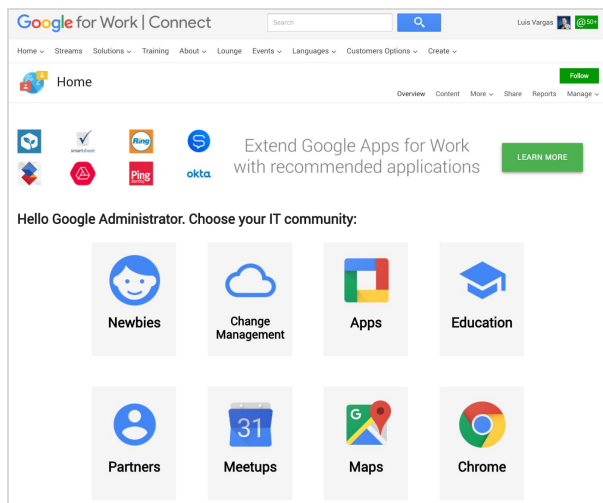


To change the language, just scroll to the bottom of the page and click Change language in the footer. Or, share the following localized site links with your users:

- English: <https://apps.google.com/learning-center/>
- Chinese (Traditional): <https://apps.google.com.tw/learning-center/>
- Dutch: <https://apps.google.nl/learning-center/>
- French: <https://apps.google.fr/learning-center/>
- German: <https://apps.google.de/learning-center/>
- Italian: <https://apps.google.it/learning-center/>
- Japanese: <https://apps.google.jp/learning-center/>
- Korean: <https://apps.google.co.kr/learning-center/>
- Portuguese-Brazil: <https://apps.google.com.br/learning-center/>
- Russian: <https://apps.google.ru/learning-center/>
- Spanish: <https://apps.google.es/learning-center/>

Google for Work Connect (GWC): The official community for Apps Admins

★ Admin resource - [back to top](#) -



Sign in today: Google for Work Connect (GWC) is your one stop shop for resources to make your work with Google Apps easier. [Sign in today](#) to discuss best practices, ask questions, and communicate with your peers and Googlers. Don't miss out! Make sure you [follow our Community Manager, Luis Vargas](#), to get the weekly buzz.

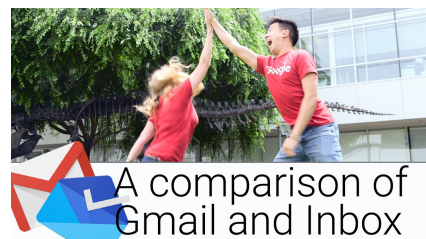
What's new: In May, we continued with our 2016 Q2 Editorial Calendar. We added four new use cases to our growing catalog, covering topics like how to [manage resources effectively](#) and [restrict your bandwidth](#) for optimal video calls.

May's Change Management blog included a guest post by Kate Johnson on [the culture of collaboration](#). Join us in June for use cases on Docs, Sheets, and Slides templates, Google Cloud Platform, and Google Drive.

Google Apps for all: *The Apps Show* on YouTube, every Tuesday, 11am PST

🌐 Share with your organization - [back to top](#) -

What's new: In May, we continued showing our viewers how they can keep working simpler and smarter with Google Apps. We released a show on [Android for Work](#) that explains how it's now easy to work from our personal mobile devices. We also [interviewed](#) the Director of Chrome and Android for Work, who explained Google's vision on devices today and for the near future.




As we all want to work smarter and faster, we released a show on [Google Templates](#). See how our Googler hosts quickly create new documents from professional and stylish templates. Finally, if you are wondering if you should switch to Inbox or stay with Gmail, check out our [Inbox/Gmail episode](#) and find out which app could make you more productive at work.

To do: If you find an episode useful, don't forget to comment and share it with your friends and colleagues. We encourage you to bookmark [The Apps Show YouTube playlist](#) or the [episode gallery](#) to keep up to date.

What's New for Apps Admins videos

★ Admin resource - [back to top](#) -



What's new: The *What's New for Apps Admins* videos provide a recap of all of the features we've released in the past month that are relevant to Google Apps Admins, so you can watch and share them whenever you want.

How it works: Bookmark the [playlist on YouTube](#) and check back each month for updates. You can also access all video recordings in the [archive](#) on the What's New site.

*Thanks for checking out our newsletter!
We'd really appreciate [your thoughts](#) on how we can make this work best for you.*