

THE WORLD'S RESPONSE TO THE WAR IN UKRAINE

A 27-country Global Advisor survey

April 2022

For more information: www.ipsos.com/en/war-in-ukraine-april-2022

© Ipsos

GAME CHANGERS



SUMMARY OF FINDINGS

On average across 27 countries:

Highest in:

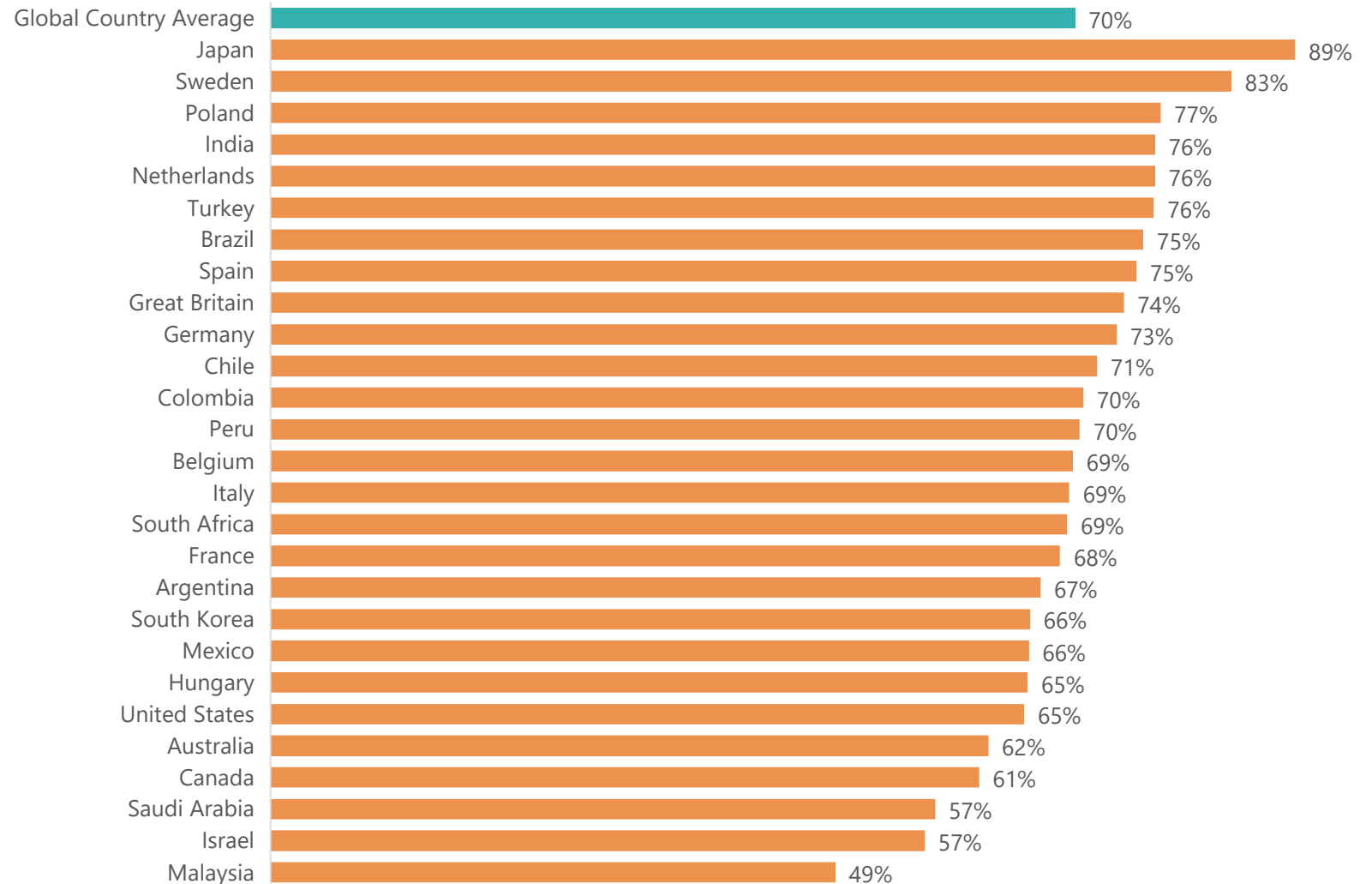
	Follow news about the Russian invasion of Ukraine closely	Japan	
	Say the war in Ukraine poses a significant risk to their country	Japan	
	Say their country should take in Ukrainian refugees from the current conflict	Sweden	
	Say their country should avoid getting involved militarily in the conflict	Hungary	
	Support their country placing additional economic sanctions against Russia	Great Britain	
	Support their country providing weapons to the Ukrainian military	Netherlands	

ATTENTION PAID TO THE INVASION OF UKRAINE BY COUNTRY

- The share of the public following the news about the war in Ukraine ranges from 57% to 77% in all but three of the 27 countries: Japan and Sweden at the top end of the spectrum and Malaysia at the other end

Q. How closely, if at all, have you been following stories about the Russian invasion of Ukraine?

% Following it very or somewhat closely



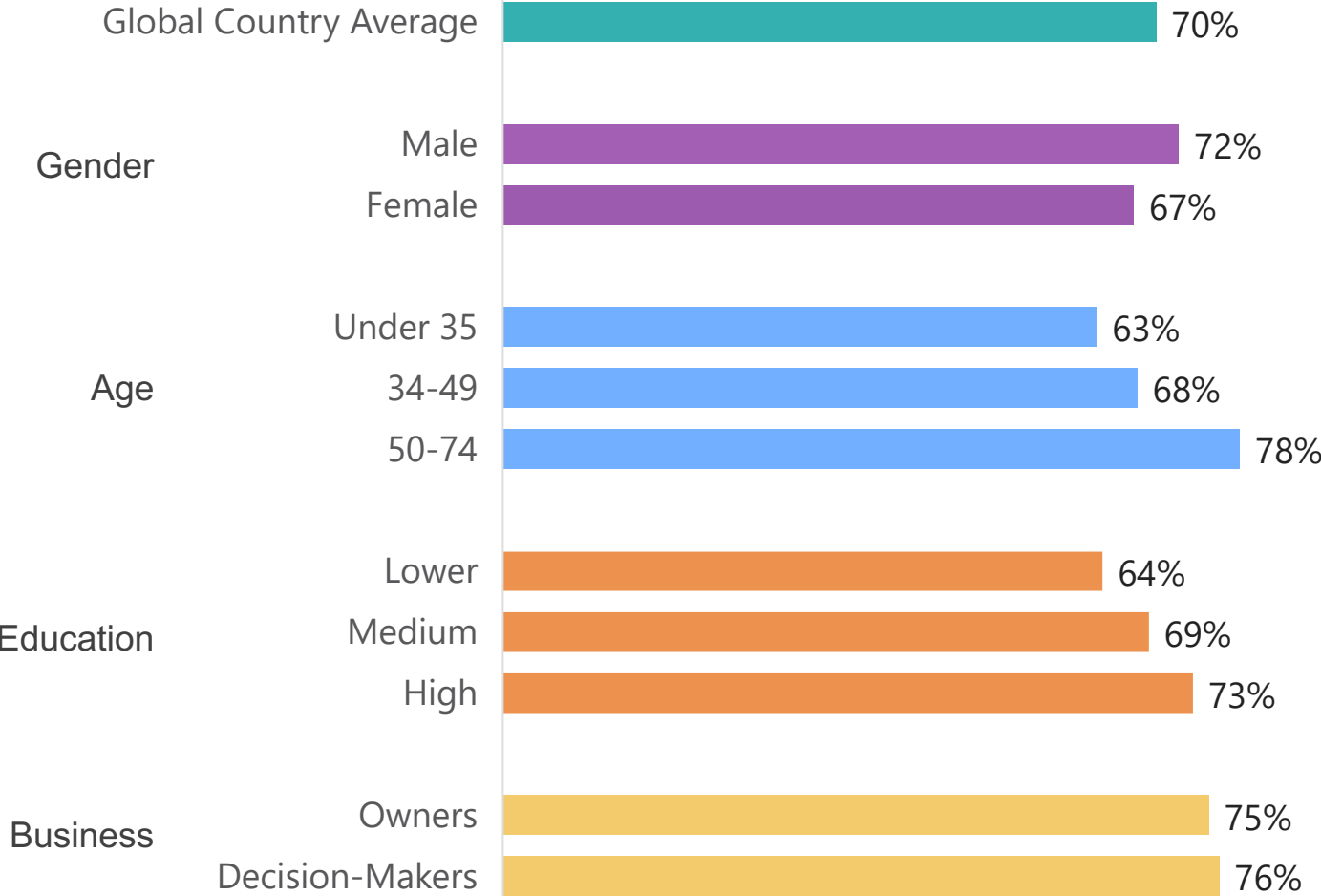
Base: 19,000 online adults under the age of 75 across 27 countries
 The "Global Country Average" reflects the average result for all the countries and markets where the survey was conducted. It has not been adjusted to the population size of each country or market and is not intended to suggest a total result.
 The samples in Brazil, Chile, Colombia, India, Israel, Malaysia, Mexico, Peru, Saudi Arabia, South Africa, and Turkey are more urban, more educated, and/or more affluent than the general population.

ATTENTION PAID TO THE INVASION OF UKRAINE BY DEMOGRAPHICS

Q. How closely, if at all, have you been following stories about the Russian invasion of Ukraine?

% Following it very or somewhat closely
27-Country Average

- Globally, those over the age of 50, business decision-makers, and those with a university-level education are especially likely to pay close attention to the war in Ukraine



Base: 19,000 online adults under the age of 75 across 27 countries
The "Global Country Average" reflects the average result for all the countries and markets where the survey was conducted. It has not been adjusted to the population size of each country or market and is not intended to suggest a total result.
The samples in Brazil, Chile, Colombia, India, Israel, Malaysia, Mexico, Peru, Saudi Arabia, South Africa, and Turkey are more urban, more educated, and/or more affluent than the general population.



PERCEIVED RISKS POSED BY THE WAR IN UKRAINE

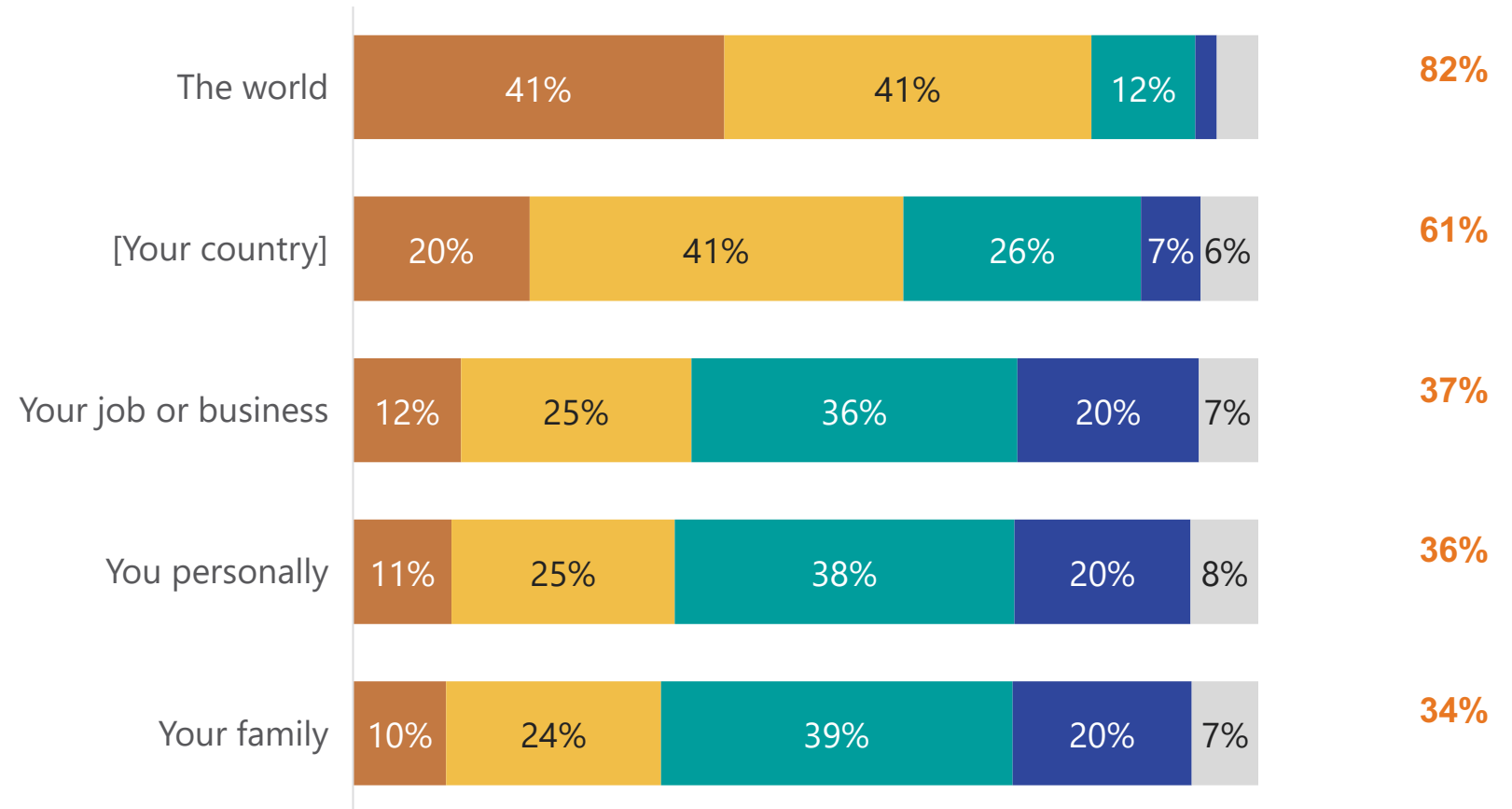
Q. What level of risk do you think the war in Ukraine poses to each of the following?

27-Country Average

Total %
“A great deal”
or “A fair amount”

- On average globally, more say that the war in Ukraine poses a notable risk to the world (82%) and their country (61%) than to themselves (36%), their family (34%), or their job or business (37%)

■ A great deal ■ A fair amount ■ Not very much ■ None at all ■ Not sure



Base: 19,000 online adults under the age of 75 across 27 countries
The “Global Country Average” reflects the average result for all the countries and markets where the survey was conducted. It has not been adjusted to the population size of each country or market and is not intended to suggest a total result.
The samples in Brazil, Chile, Colombia, India, Israel, Malaysia, Mexico, Peru, Saudi Arabia, South Africa, and Turkey are more urban, more educated, and/or more affluent than the general population.

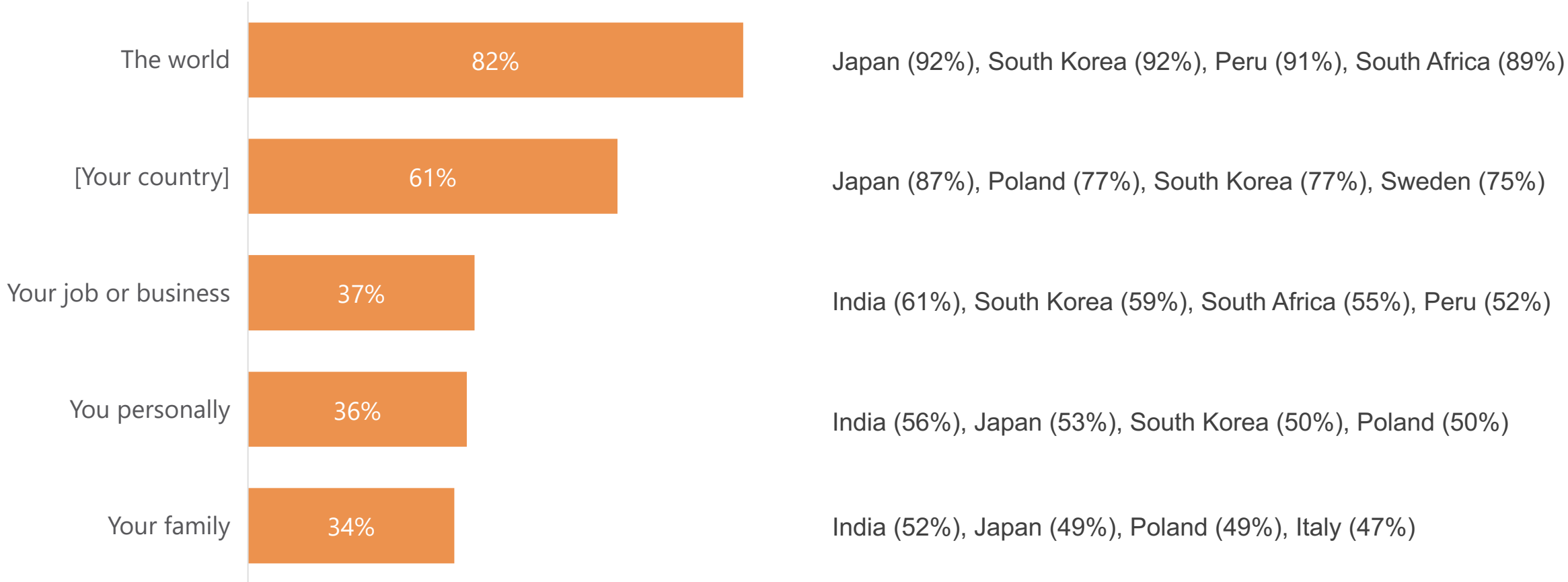
PERCEIVED RISKS: MOST CONCERNED COUNTRIES

Q. What level of risk do you think the war in Ukraine poses to each of the following?

% “A great deal” or “A fair amount”

27-Country Average

Highest in:



Base: 19,000 online adults under the age of 75 across 27 countries
 The “Global Country Average” reflects the average result for all the countries and markets where the survey was conducted. It has not been adjusted to the population size of each country or market and is not intended to suggest a total result.
 The samples in Brazil, Chile, Colombia, India, Israel, Malaysia, Mexico, Peru, Saudi Arabia, South Africa, and Turkey are more urban, more educated, and/or more affluent than the general population.



COMPARED PERCEIVED RISKS BY COUNTRY

Q. What level of risk do you think the war in Ukraine poses to each of the following? % “A great deal” or “A fair amount”

	The world	[Your country]	Your job or business	You personally	Your family
Global Country Average	82%	61%	37%	36%	34%
Argentina	85%	45%	24%	22%	20%
Australia	84%	55%	29%	28%	31%
Belgium	73%	52%	31%	32%	30%
Brazil	81%	49%	31%	30%	29%
Canada	81%	52%	19%	19%	23%
Chile	88%	54%	41%	34%	31%
Colombia	85%	56%	38%	33%	35%
France	67%	51%	21%	25%	23%
Germany	78%	69%	36%	39%	35%
Great Britain	84%	66%	33%	36%	37%
Hungary	75%	68%	34%	36%	38%
India	82%	72%	61%	56%	52%
Israel	72%	37%	12%	14%	12%
Italy	84%	74%	48%	48%	47%
Japan	92%	87%	49%	53%	49%
Malaysia	78%	50%	36%	35%	30%
Mexico	88%	49%	43%	33%	34%
Netherlands	85%	67%	23%	26%	23%
Peru	91%	60%	52%	42%	39%
Poland	78%	77%	48%	50%	49%
Saudi Arabia	61%	33%	31%	28%	29%
South Africa	89%	69%	55%	45%	44%
South Korea	92%	77%	59%	50%	43%
Spain	80%	58%	38%	31%	30%
Sweden	87%	75%	39%	40%	38%
Turkey	80%	67%	33%	41%	36%
United States	83%	72%	33%	33%	33%

Base: 19,000 online adults under the age of 75 across 27 countries

The “Global Country Average” reflects the average result for all the countries and markets where the survey was conducted. It has not been adjusted to the population size of each country or market and is not intended to suggest a total result. The samples in Brazil, Chile, China (mainland), Colombia, India, Malaysia, Mexico, Peru, Russia, Saudi Arabia, South Africa, and Turkey are more urban, more educated, and/or more affluent than the general population.

OPINIONS ON THE WAR IN UKRAINE: GLOBAL PICTURE

- Globally, most agree their country should take in Ukrainian refugees (74%) but cannot afford financial support to Ukraine (61%)
- Most say their country must support sovereign countries when attacked (70%) and doing nothing in Ukraine will encourage Russia to take further military action elsewhere (68%), but also that their country should avoid getting involved militarily (72%) and that military action in Ukraine will encourage attacks on other countries (68%)
- Majorities feel economic sanctions on Russia are effective (66%) and paying more fuel and gas is worthwhile (54%)

Base: 19,000 online adults under the age of 75 across 27 countries
The "Global Country Average" reflects the average result for all the countries and markets where the survey was conducted. It has not been adjusted to the population size of each country or market and is not intended to suggest a total result.
The samples in Brazil, Chile, Colombia, India, Israel, Malaysia, Mexico, Peru, Saudi Arabia, South Africa, and Turkey are more urban, more educated, and/or more affluent than the general population.

Q. To what extent do you agree or disagree with the following statements:

27-Country Average

■ Strongly agree ■ Somewhat agree ■ Somewhat disagree ■ Strongly disagree

Total % agree

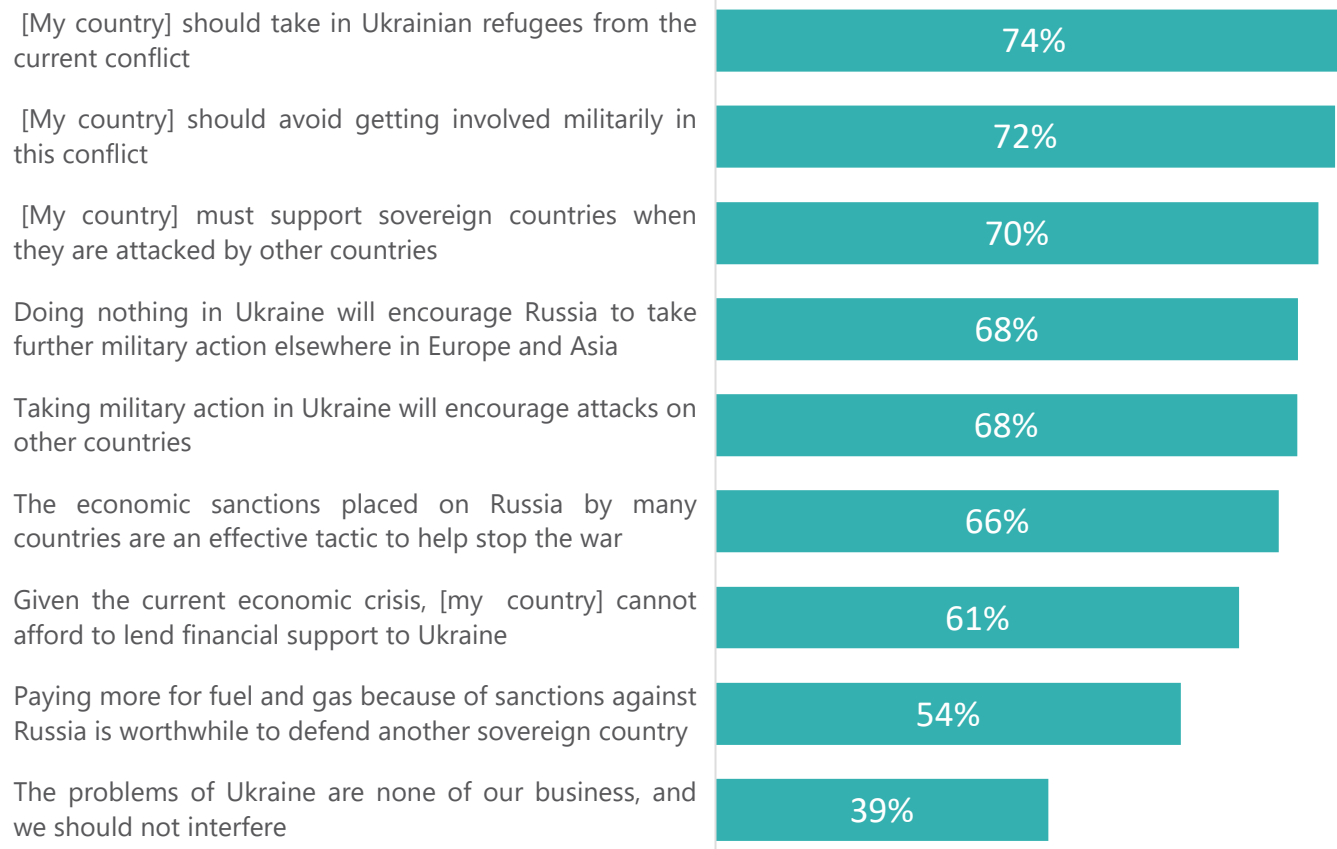


COUNTRIES WITH STRONGEST OPINIONS ON THE WAR IN UKRAINE

Q. To what extent do you agree or disagree with the following statements:

% agree

27-Country Average



Highest in:

Sweden (89%), Netherlands (86%), Spain (85%)

Hungary (90%), Turkey (86%), Saudi Arabia (82%)

Poland (83%), Sweden (83%), Great Britain (82%)

Great Britain (78%), Japan (77%), United States (77%)

India (77%), South Africa (76%), Peru (75%), Colombia (75%)

South Korea (78%), India (77%), Sweden (76%)

South Africa (81%), Malaysia (80%), Peru (78%)

South Korea (79%), Poland (76%), India (72%)

Saudi Arabia (69%), Hungary (67%), Malaysia (59%)

Lowest in:

Turkey (53%), South Africa (57%), Malaysia (59%), Saudi Arabia (59%), Israel (59%)

Canada (56%), Sweden (58%), Spain (59%)

Mexico (52%), Hungary (53%), Brazil (54%)

Hungary (47%), Israel (48%), Mexico (59%)

Sweden (53%), Hungary (61%), Spain (62%), South Korea (62%)

Hungary (50%), Israel (55%), Belgium (56%)

Sweden (33%), Netherlands (37%), France (45%)

Mexico (35%), Peru (37%), Hungary (38%)

Netherlands (20%), Sweden (20%), Canada (23%)

Base: 19,000 online adults under the age of 75 across 27 countries

The "Global Country Average" reflects the average result for all the countries and markets where the survey was conducted. It has not been adjusted to the population size of each country or market and is not intended to suggest a total result. The samples in Brazil, Chile, Colombia, India, Israel, Malaysia, Mexico, Peru, Saudi Arabia, South Africa, and Turkey are more urban, more educated, and/or more affluent than the general population.

OPINIONS ON THE WAR IN UKRAINE BY COUNTRY

Q. To what extent do you agree or disagree with the following statements:

% agree

	[My country] should take in Ukrainian refugees from the current conflict	[My country] should avoid getting involved militarily in this conflict	[My country] must support sovereign countries when they are attacked by other countries	Doing nothing in Ukraine will encourage Russia to take further military action elsewhere in Europe and Asia	Taking military action in Ukraine will encourage attacks on other countries	The economic sanctions placed on Russia by many countries are an effective tactic to help stop the war	Given the current economic crisis, [my country] cannot afford to lend financial support to Ukraine	Paying more for fuel and gas because of sanctions against Russia is worthwhile to defend another sovereign country	The problems of Ukraine are none of our business, and we should not interfere
Global Country Average	74%	72%	70%	68%	68%	66%	61%	54%	39%
Argentina	78%	75%	66%	61%	68%	63%	75%	39%	49%
Australia	79%	63%	78%	76%	68%	66%	50%	64%	31%
Belgium	78%	71%	69%	65%	70%	56%	57%	42%	33%
Brazil	84%	73%	54%	65%	65%	67%	64%	40%	35%
Canada	80%	56%	78%	74%	67%	63%	48%	53%	23%
Chile	71%	69%	68%	67%	67%	63%	67%	43%	43%
Colombia	61%	78%	59%	67%	75%	68%	70%	44%	45%
France	80%	65%	77%	68%	68%	58%	45%	52%	29%
Germany	82%	76%	72%	74%	66%	61%	48%	56%	32%
Great Britain	84%	65%	82%	78%	69%	66%	50%	67%	26%
Hungary	75%	90%	53%	47%	61%	50%	68%	38%	67%
India	72%	79%	81%	71%	77%	77%	74%	72%	58%
Israel	59%	81%	55%	48%	63%	55%	64%	42%	50%
Italy	82%	77%	67%	62%	68%	60%	59%	44%	35%
Japan	80%	72%	75%	77%	65%	74%	48%	70%	25%
Malaysia	59%	81%	77%	62%	73%	70%	80%	71%	59%
Mexico	78%	77%	52%	59%	71%	68%	73%	35%	52%
Netherlands	86%	69%	80%	69%	66%	67%	37%	67%	20%
Peru	73%	72%	61%	62%	75%	69%	78%	37%	45%
Poland	84%	61%	83%	76%	73%	66%	63%	76%	27%
Saudi Arabia	59%	82%	66%	70%	71%	71%	76%	60%	69%
South Africa	57%	77%	62%	69%	76%	65%	81%	48%	44%
South Korea	60%	67%	78%	73%	62%	78%	49%	79%	31%
Spain	85%	59%	76%	73%	62%	67%	56%	48%	26%
Sweden	89%	58%	83%	74%	53%	76%	33%	65%	20%
Turkey	53%	86%	68%	64%	67%	63%	77%	56%	38%
United States	72%	65%	74%	77%	63%	60%	55%	55%	34%

Base: 19,000 online adults under the age of 75 across 27 countries

The "Global Country Average" reflects the average result for all the countries and markets where the survey was conducted. It has not been adjusted to the population size of each country or market and is not intended to suggest a total result.

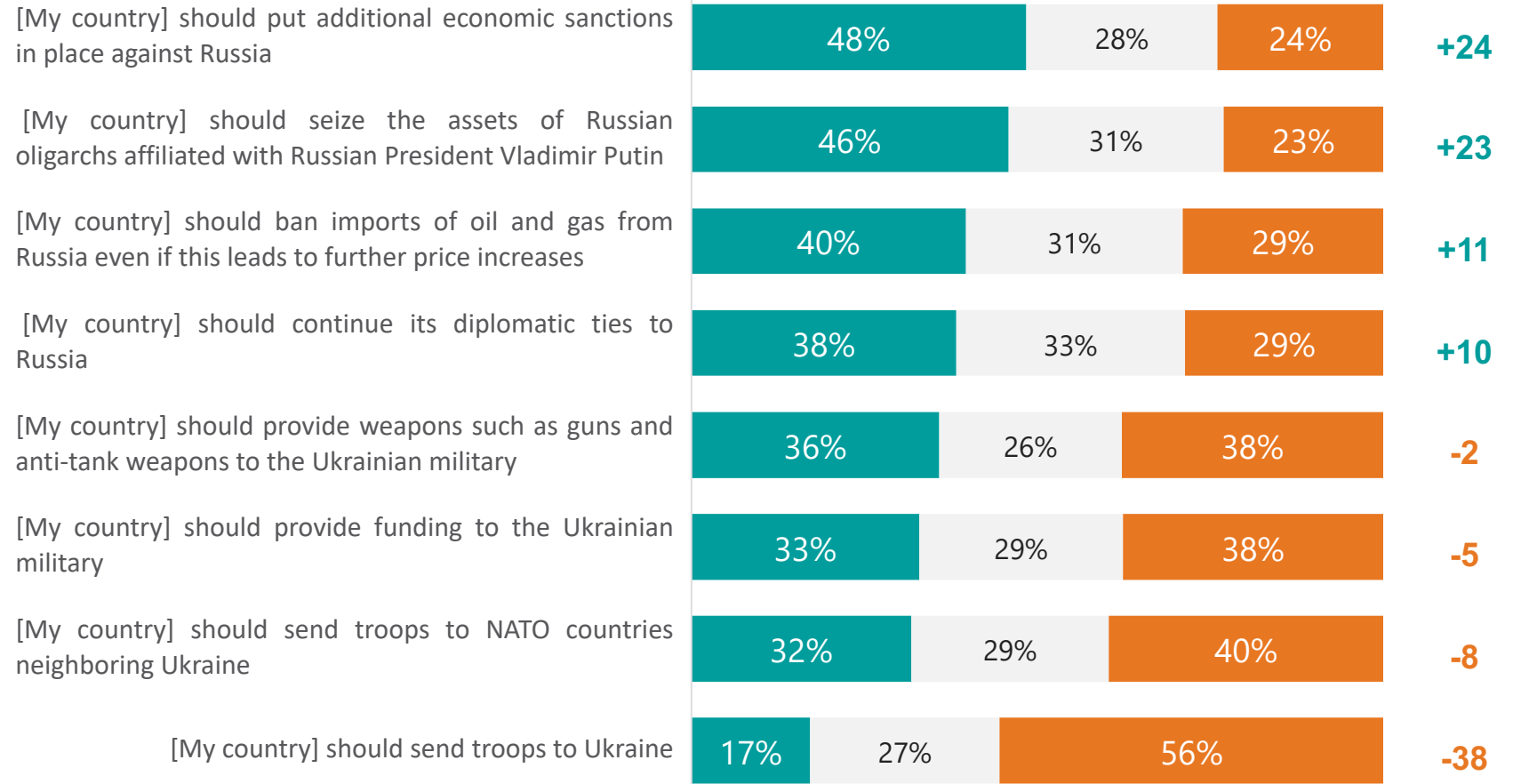
The samples in Brazil, Chile, China (mainland), Colombia, India, Malaysia, Mexico, Peru, Russia, Saudi Arabia, South Africa, and Turkey are more urban, more educated, and/or more affluent than the general population.

OPINIONS ON OWN COUNTRY'S RESPONSE: GLOBAL PICTURE

Q. Would you support or oppose [your country] doing the following in response to the current situation in Ukraine?

27-Country Average

- Globally, there is more support than opposition to additional sanctions against Russia, seizing the assets of Putin-affiliated oligarchs, and banning fuel imports from Russia despite the risk of price increases, but keeping diplomatic ties with Russia
- There is a majority opposition to one's own country sending troops to Ukraine while opinions are mixed about providing weapons to or funding the Ukrainian military
- Views differ widely across countries



Base: 19,000 online adults under the age of 75 across 27 countries
 The "Global Country Average" reflects the average result for all the countries and markets where the survey was conducted. It has not been adjusted to the population size of each country or market and is not intended to suggest a total result.
 The samples in Brazil, Chile, Colombia, India, Israel, Malaysia, Mexico, Peru, Saudi Arabia, South Africa, and Turkey are more urban, more educated, and/or more affluent than the general population.



COUNTRIES WITH STRONGEST OPINIONS ON THEIR OWN RESPONSE

Q. Would you support or oppose [your country] doing the following in response to the current situation in Ukraine?

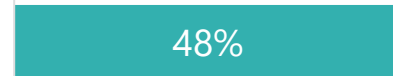
% support

27-Country Average

Highest in:

Lowest in:

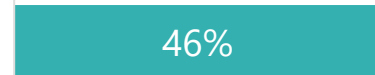
[My country] should put additional economic sanctions in place against Russia



Great Britain (75%), Netherlands (72%), Poland (70%)

Turkey (23%), Colombia (28%), Malaysia (29%)

[My country] should seize the assets of Russian oligarchs affiliated with Russian President Vladimir Putin



Netherlands (77%), Great Britain (74%), Germany (67%)

Turkey (16%), Malaysia (20%), Mexico (23%), Peru (23%)

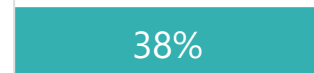
[My country] should ban imports of oil and gas from Russia even if this leads to further price increases



Great Britain (66%), Canada (61%), Sweden (61%)

Turkey (15%), Hungary (18%), Malaysia (24%)

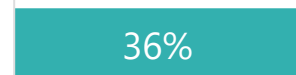
[My country] should continue its diplomatic ties to Russia



Turkey (63%), India (62%), Israel (60%)

Poland (19%), Canada (24%), Brazil, Chile, Netherlands, Spain, Australia (all 27%)

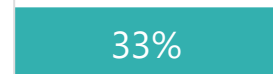
[My country] should provide weapons such as guns and anti-tank weapons to the Ukrainian military



Netherlands (65%), Great Britain (63%), Sweden (61%)

Peru (13%), Argentina (14%), Hungary (15%), Mexico (15%)

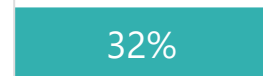
[My country] should provide funding to the Ukrainian military



Great Britain (58%), Germany (56%), Canada (53%)

Argentina (11%), Peru (12%), Mexico (14%)

[My country] should send troops to NATO countries neighboring Ukraine



Netherlands (63%), Great Britain (58%), Canada (58%)

Israel (9%), Mexico (13%), Colombia (14%)

[My country] should send troops to Ukraine



India (39%), Canada (30%), Australia (25%)

Hungary (3%), Israel (6%), Argentina (8%)

Base: 19,000 online adults under the age of 75 across 27 countries
 The "Global Country Average" reflects the average result for all the countries and markets where the survey was conducted. It has not been adjusted to the population size of each country or market and is not intended to suggest a total result.
 The samples in Brazil, Chile, Colombia, India, Israel, Malaysia, Mexico, Peru, Saudi Arabia, South Africa, and Turkey are more urban, more educated, and/or more affluent than the general population.

OPINIONS ON OWN COUNTRY'S RESPONSE BY COUNTRY

Q. Would you support or oppose [your country] doing the following in response to the current situation in Ukraine?

% support

	[My country] should put additional economic sanctions in place against Russia	[My country] should seize the assets of Russian oligarchs affiliated with Russian President Vladimir Putin	[My country] should ban imports of oil and gas from Russia even if this leads to further price increases	[My country] should continue its diplomatic ties to Russia	[My country] should provide weapons such as guns and anti-tank weapons to the Ukrainian military	[My country] should provide funding to the Ukrainian military	[My country] should send troops to NATO countries neighboring Ukraine	[My country] should send troops to Ukraine
Global Country Average	48%	46%	40%	38%	36%	33%	32%	17%
Argentina	36%	34%	28%	28%	14%	11%	16%	8%
Australia	64%	62%	57%	27%	50%	49%	42%	25%
Belgium	51%	59%	36%	35%	44%	33%	51%	20%
Brazil	35%	24%	27%	27%	24%	20%	20%	16%
Canada	67%	60%	61%	24%	58%	53%	58%	30%
Chile	39%	31%	29%	27%	21%	17%	21%	14%
Colombia	28%	30%	33%	41%	17%	16%	14%	12%
France	62%	62%	52%	58%	53%	48%	55%	20%
Germany	62%	67%	45%	49%	55%	56%	41%	17%
Great Britain	75%	74%	66%	34%	63%	58%	58%	24%
Hungary	32%	30%	18%	35%	15%	15%	15%	3%
India	40%	40%	39%	62%	38%	44%	39%	39%
Israel	31%	35%	26%	60%	18%	17%	9%	6%
Italy	50%	55%	40%	48%	32%	32%	32%	17%
Japan	61%	62%	49%	31%	25%	44%	20%	13%
Malaysia	29%	20%	24%	43%	18%	23%	17%	15%
Mexico	32%	23%	29%	40%	15%	14%	13%	10%
Netherlands	72%	77%	48%	27%	65%	50%	63%	19%
Peru	33%	23%	26%	35%	13%	12%	15%	10%
Poland	70%	57%	58%	19%	58%	46%	40%	13%
Saudi Arabia	30%	25%	27%	51%	22%	22%	19%	18%
South Africa	40%	30%	29%	36%	25%	31%	26%	21%
South Korea	62%	60%	48%	43%	39%	38%	28%	19%
Spain	55%	62%	46%	27%	46%	36%	47%	23%
Sweden	69%	63%	61%	32%	61%	41%	34%	22%
Turkey	23%	16%	15%	63%	19%	15%	16%	8%
United States	62%	61%	55%	31%	59%	50%	49%	23%

Base: 19,000 online adults under the age of 75 across 27 countries

The "Global Country Average" reflects the average result for all the countries and markets where the survey was conducted. It has not been adjusted to the population size of each country or market and is not intended to suggest a total result. The samples in Brazil, Chile, China (mainland), Colombia, India, Malaysia, Mexico, Peru, Russia, Saudi Arabia, South Africa, and Turkey are more urban, more educated, and/or more affluent than the general population.

Methodology

These are the findings of a 27-country Ipsos survey conducted March 25 – April 3, 2022, among 19,000 adults aged 18-74 in the United States, Canada, Israel, Malaysia, South Africa, and Turkey, and 16-74 in 21 other countries, via Ipsos's Global Advisor online survey platform.

Each country's sample consists of ca. 1,000 individuals in each of Australia, Brazil, Canada, France, Germany, Great Britain, Italy, Japan, Spain, and the United States and ca. 500 individuals in each of Argentina, Belgium, Chile, Colombia, Hungary, India, Israel, Malaysia, Mexico, the Netherlands, Peru, Poland, Saudi Arabia, South Africa, South Korea, Sweden, and Turkey.

The samples in Argentina, Australia, Belgium, Canada, France, Germany, Great Britain, Hungary, Italy, Japan, the Netherlands, Poland, South Korea, Spain, Sweden, and the United States can be taken as representative of these countries' general adult population under the age of 75.

The samples in Brazil, Chile, Colombia, India, Israel, Malaysia, Mexico, Peru, Saudi Arabia, South Africa, and Turkey are more urban, more educated, and/or more affluent than the general population. The survey results for these markets should be viewed as reflecting the views of the more "connected" segment of their population.

The data is weighted so that each market's sample composition best reflects the demographic profile of the adult population according to the most recent census data.

The Global average reflects the average result of all the countries and markets where the survey was conducted that year. It has not been adjusted to the population size of each country or market and is not intended to suggest a total result.

Where results do not sum to 100 or the 'difference' appears to be +/-1 more/less than the actual, this may be due to rounding, multiple responses or the exclusion of don't knows or not stated responses.

The precision of Ipsos online polls is calculated using a credibility interval with a poll of 1,000 accurate to +/- 3.5 percentage points and of 500 accurate to +/- 5.0 percentage points. For more information on Ipsos's use of credibility intervals, please visit the Ipsos website.

The publication of these findings abides by local rules and regulations.

ABOUT IPSOS

Ipsos is the third largest market research company in the world, present in 90 markets and employing more than 18,000 people.

Our research professionals, analysts and scientists have built unique multi-specialist capabilities that provide powerful insights into the actions, opinions and motivations of citizens, consumers, patients, customers or employees. Our 75 business solutions are based on primary data coming from our surveys, social media monitoring, and qualitative or observational techniques.

“Game Changers” – our tagline – summarises our ambition to help our 5,000 clients to navigate more easily our deeply changing world.

Founded in France in 1975, Ipsos is listed on the Euronext Paris since July 1st, 1999. The company is part of the SBF 120 and the Mid-60 index and is eligible for the Deferred Settlement Service (SRD).

ISIN code FR0000073298, Reuters ISOS.PA, Bloomberg
IPS:FP
www.ipsos.com

GAME CHANGERS

In our world of rapid change, the need for reliable information to make confident decisions has never been greater.

At Ipsos we believe our clients need more than a data supplier, they need a partner who can produce accurate and relevant information and turn it into actionable truth.

This is why our passionately curious experts not only provide the most precise measurement, but shape it to provide True Understanding of Society, Markets and People.

To do this we use the best of science, technology and know-how and apply the principles of security, simplicity, speed and substance to everything we do.

So that our clients can act faster, smarter and bolder. Ultimately, success comes down to a simple truth:

You act better when you are sure.