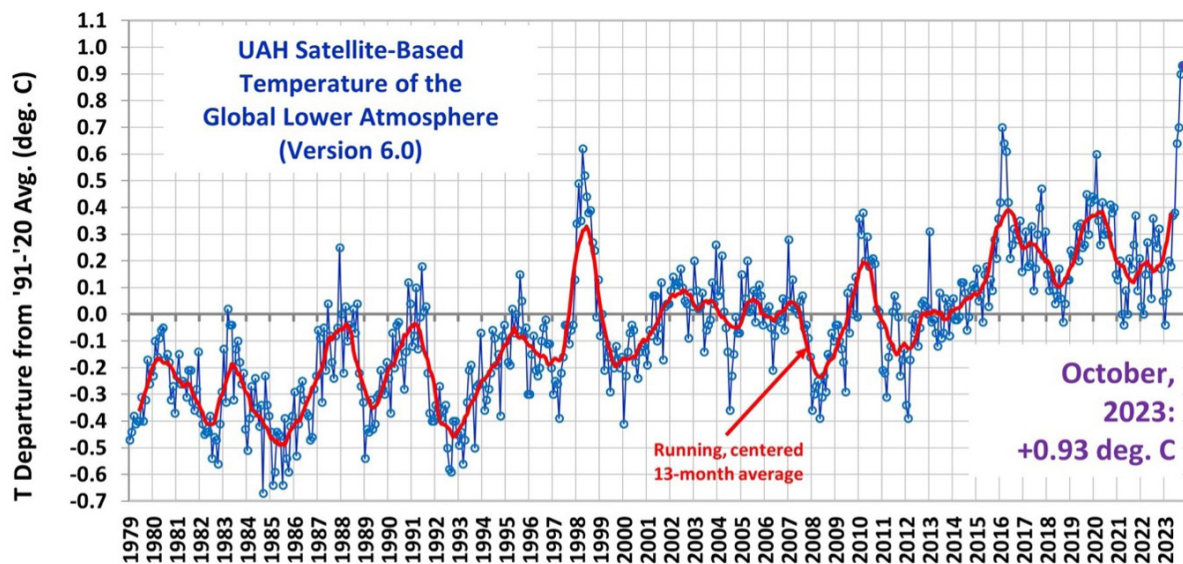


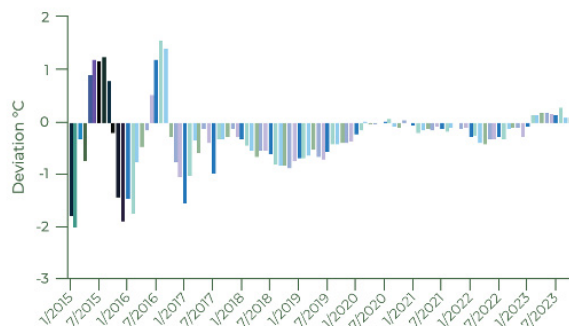
CLIMATE FACT CHECK: OCTOBER 2023 EDITION

The usual media tricks with a treat from Norway

If you thought the September 2023 [NASA satellite estimated average global temperature](#) anomaly (0.90°C) was high, October topped it at 0.93°C.



GLOBAL TEMPERATURE



But just as occurred in September, the estimated average global temperature based on [Temperature.global](#)'s real-time surface stations measurements reported October as no big deal temperature-wise, even continuing the trend of global cooling reported since its record began in January 2015.

What is to be made of this discrepancy?

As remarked in September, regardless of the data used to estimate it, "average global temperature" is not an actual physical metric. It is a flawed notion [contrived](#) by and for global warming alarmism. Its estimation is fraught with problems. We only discuss it because the alarmists do.

Sure 2023 has been an unusual year so far. But the key question remains: Has 2023 weather been driven or caused by emissions? A reasonably correct answer comes, surprisingly enough, from NASA's chief climate alarmist, Gavin Schmidt who told the Washington Post: "It is indeed hard to give a good and informed answer to why this is happening."

We can agree with that. On to our ten climate fact checks for October.

AMPHIBIANS GOING EXTINCT BECAUSE OF CLIMATE CHANGE?

The *Washington Post* reported in "[Climate change is driving many amphibians toward extinction](#)": "A new 'gut punch' of a study shows that more than 40 percent of frogs, salamanders and other amphibian species are at risk of vanishing."

The Washington Post

Fact Check. Amphibian populations are affected by many environmental factors, including human encroachment and disease. But there is no evidence that increasing atmospheric concentrations of carbon dioxide (CO2) is one of them. Then there's [this](#). In 2006, "global warming" was [blamed](#) for the demise of the harlequin frog.

Global warming link cited in demise of frogs

BY BRYN NELSON
NEWSDAY

From Costa Rica to Peru, a fungal epidemic fueled by global warming might have wiped out dozens of frog species in otherwise pristine environments, a new study concludes.

Within the past 20 years, about two-thirds of Central and South America's 110 brightly colored harlequin frog species have vanished. A killer fungus with a worldwide range and an affinity for amphibian skin previously had been indicted as a prime suspect in their disappearances. But a study that will be published today in the journal *Nature* concludes that the fungal epidemic has been stoked primarily by global warming, a finding that might have broad implications for at-risk species around the world.

'The basic message is that global warming is already causing species extinctions, and a lot of them.'

J. ALAN POUNDS ■ Scientist
who co-authored study

place in unusually warm years," Pounds says.

He and his collaborators discovered a solution to that conundrum in detailed records of the region's weather trends: Although night temperatures in the hard-hit mountain habitats went up, daytime temperatures actually went down, perhaps caused by global warming's abil-

But after 15 years of “global warming,” the harlequin frog was “back from the dead.”

Nov. 8, 2022

Back from the dead: Meet the frogs overcoming extinction

Researchers from MSU and Ecuador have confirmed that many harlequin frogs once believed to be extinct are, in fact, persisting

If there's news about amphibians these days, odds are it's not going to be good. A pathogenic fungus has been decimating populations around the world for about forty years and counting, pushing many species to extinction. And once a species is classified as extinct, odds are it isn't coming back.

That's why researchers have been stunned to see one genus — Atelopus or harlequin frogs — defying the odds. Now, new research from ecologists at Michigan State University and collaborators in Ecuador is setting the stage for an unprecedented underdog story — or, if you will, an underfrog story.

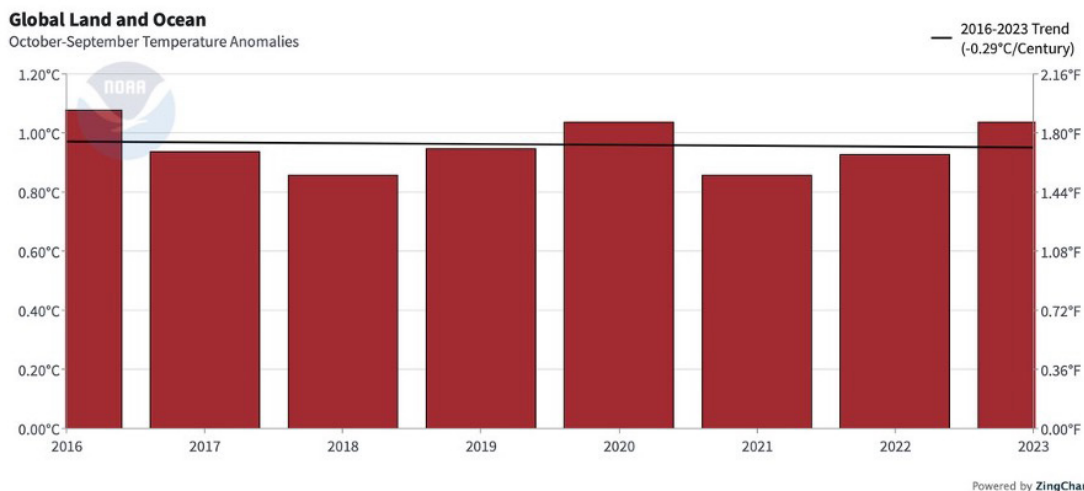
With a combination of literature review and fieldwork, the team has shown that as many as 32 harlequin frog species, once thought to be possibly extinct, are still surviving in the wild.

'SIZZLING' SEPTEMBER?

The Associated Press reported in [“September sizzled to records and was so much warmer than average scientists call it ‘mind-blowing’:](#) “After a summer of record-smashing heat, warming somehow got even worse in September as Earth set a new mark for how far above normal temperatures were, the European climate agency reported Thursday.”

AP Associated Press

Fact Check. If September was “sizzling,” it's not showing up in the data maintained by the National Oceanic and Atmospheric Administration (NOAA). That data report global cooling for the 8 years from October 2015 through September 2023.

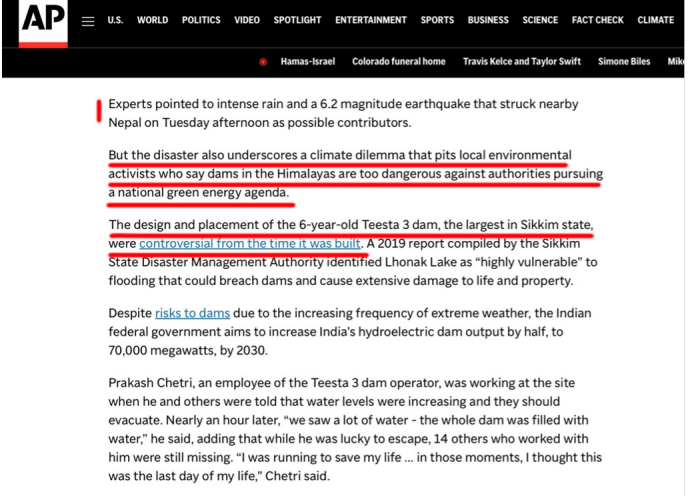


MELTING HIMALAYAN GLACIER CAUSES DEADLY FLOOD?

The *New York Times* reported in "[A Calamitous Flood Shows the Dangers Lurking in Melting Glaciers](#)" that: "A glacial lake's overflow swept away more than 100 people in the Himalayan state of Sikkim in India. Climate change is aggravating the threat of such phenomena."

The New York Times

Fact Check. Glacial dam bursts in the Himalayas [are not a new phenomenon](#). This burst seems ironically [attributable](#) India's "green" energy efforts, in this case a controversial hydropower project.



The screenshot shows the top of an AP article. The navigation bar includes: AP, U.S., WORLD, POLITICS, VIDEO, SPOTLIGHT, ENTERTAINMENT, SPORTS, BUSINESS, SCIENCE, FACT CHECK, CLIMATE. Below the navigation bar, there are several headlines: "Hamans-Israel", "Colorado funeral home", "Travis Kelce and Taylor Swift", "Simone Biles", "Mik". The main text of the article snippet reads: "Experts pointed to intense rain and a 6.2 magnitude earthquake that struck nearby Nepal on Tuesday afternoon as possible contributors. But the disaster also underscores a climate dilemma that pits local environmental activists who say dams in the Himalayas are too dangerous against authorities pursuing a national green energy agenda. The design and placement of the 6-year-old Teesta 3 dam, the largest in Sikkim state, were controversial from the time it was built. A 2019 report compiled by the Sikkim State Disaster Management Authority identified Lhonak Lake as 'highly vulnerable' to flooding that could breach dams and cause extensive damage to life and property. Despite risks to dams due to the increasing frequency of extreme weather, the Indian federal government aims to increase India's hydroelectric dam output by half, to 70,000 megawatts, by 2030. Prakash Chetri, an employee of the Teesta 3 dam operator, was working at the site when he and others were told that water levels were increasing and they should evacuate. Nearly an hour later, 'we saw a lot of water - the whole dam was filled with water,' he said, adding that while he was lucky to escape, 14 others who worked with him were still missing. 'I was running to save my life ... in those moments, I thought this was the last day of my life,' Chetri said."

ALASKAN KING CRAB HARVEST HURT BY CLIMATE CHANGE?

The Associated Press reported in "[Alaska fishermen will be allowed to harvest lucrative red king crab in the Bering Sea](#)" that: "Alaska fishermen will be able to harvest red king crab for the first time in two years, offering a slight reprieve to the beleaguered fishery beset by low numbers likely exacerbated by climate change."

AP Associated Press

Fact Check. Let's see if we understand: The red king crab harvest was cancelled because of "climate change" in 2021. Two years later, presumably after more "climate change," the harvest is back on? Maybe it wasn't "climate change" in the first place?

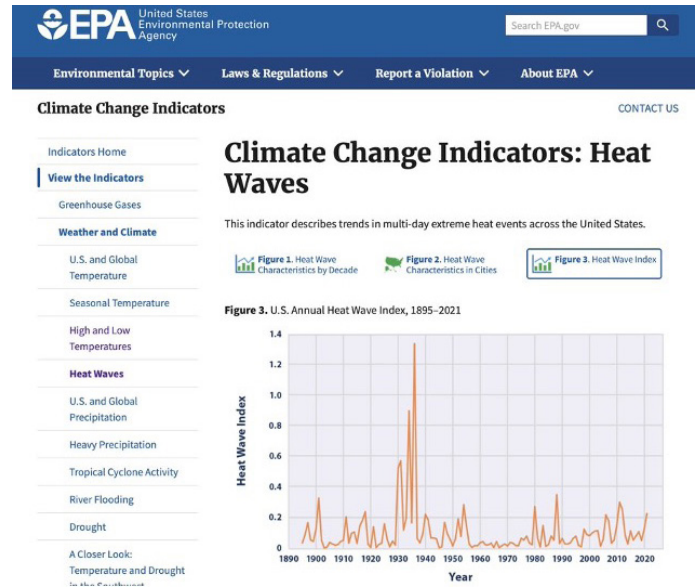
SUMMERS GETTING HOTTER?

The *New York Times* reported in "[It's Not Your Imagination. Summers Are Getting Hotter](#)" that: "To understand how summers have changed, [James Hansen and others] compared local summer temperatures over

Fact Check. Even the EPA [acknowledges](#) that the 1930s summers (as measured by heat waves) were much "hotter" than today, despite being many emissions ago. Unfortunately for the *New York Times*, Hansen's "analysis" conveniently starts in the 1950s, completely ignoring the 1930s.

land for each decade since the 1950s to the average summer temperature for the location between 1951 and 1980, their baseline period.”

The New York Times



The screenshot shows the EPA website's 'Climate Change Indicators' section for 'Heat Waves'. It includes a navigation menu with 'Environmental Topics', 'Laws & Regulations', 'Report a Violation', and 'About EPA'. The main content area features a sidebar with categories like 'Greenhouse Gases', 'Weather and Climate', and 'Heat Waves'. The main article is titled 'Climate Change Indicators: Heat Waves' and includes a description: 'This indicator describes trends in multi-day extreme heat events across the United States.' Below the text are three figures: 'Figure 1. Heat Wave Characteristics by Decade', 'Figure 2. Heat Wave Characteristics in Cities', and 'Figure 3. Heat Wave Index'. Figure 3 is a line graph titled 'Figure 3. U.S. Annual Heat Wave Index, 1895-2021' showing the index over time. The y-axis is labeled 'Heat Wave Index' and ranges from 0 to 1.4. The x-axis is labeled 'Year' and ranges from 1890 to 2020. The graph shows a significant peak around 1935, reaching approximately 1.3, and another smaller peak around 2012, reaching approximately 0.4.

CLIMATE CHANGE HURTING PUMPKINS?

The Associated Press reported in [“How extreme weather in the US may have affected the pumpkins you picked this year for Halloween”](#) that: “For some pumpkin growers in states like Texas, New Mexico and Colorado, this year’s pumpkin crop was a reminder of the water challenges hitting agriculture across the Southwest and West as human-caused climate change exacerbates drought and heat extremes.”

AP Associated Press

Fact Check. Climate change” produced record pumpkins in the UK. Crop production varies from year to year depending on the weather and other factors. And weather is not “climate change.”

The Telegraph

Record-breaking autumn heat fuels giant pumpkin bonanza

But climate scientists express concern over global temperature records and the impact on tree health amidst unseasonable warmth

By Emma Gatten, ENVIRONMENT EDITOR
7 October 2023 - 9:25am



Ada Smith, 3, sits on top of the winning giant pumpkin at the Malvern Autumn Show last month. (CREDIT: JALAN-DIXON)

Pumpkins could be bumper size this Halloween because of the warm autumn weather, farmers have said.

TRAGIC HIMALAYAN AVALANCHE CAUSED BY CLIMATE CHANGE?

The Associated Press reported in "[American mountaineer, local guide dead after avalanches hit Tibetan mountain. Two others are missing](#)" that: "October is a popular time to trek the Himalayas as it's after the rainy monsoon season, but experts have cautioned that climate change has increased the risk of avalanches in the region."

AP Associated Press

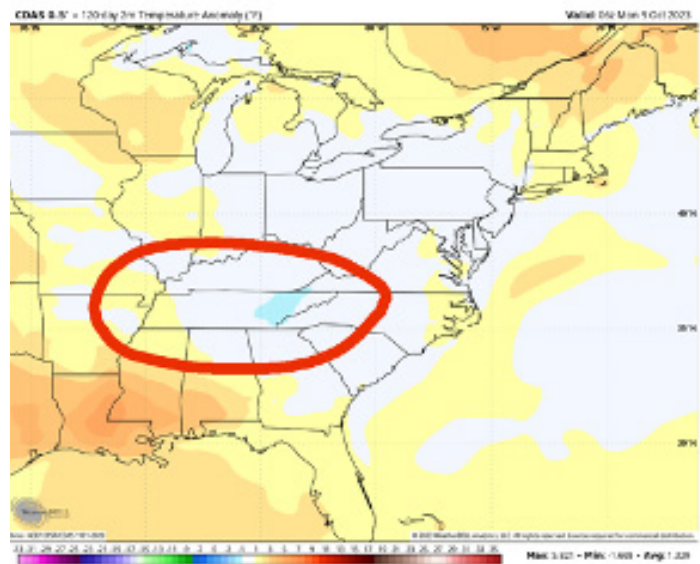
Fact Check. The avalanche occurred at an altitude of about 25,000 feet. The [October temperature](#) is about 0°F at that altitude. So the avalanche wasn't caused by warming or melting.

BUTTERFLIES HURT BY WARMING?

New York Times columnist and climate alarmist Margaret Renkl wrote in "[What Climate Change Does to My October Garden](#)" that: "This year, September brought only the barest handful of butterflies [to my Middle Tennessee garden]... It's impossible not to wonder if that heat had anything to do with the butterflies missing from my pollinator garden. This summer was the hottest on record, and September followed suit... I know that insect reproduction is affected by temperature."

The New York Times

Fact Check. : Middle Tennessee was had a normal to cooler summer. So much for Renkl's "wondering.



SOARING HEAT DEATHS IN ARIZONA?

The Associated Press reported in "[The toll of heat deaths in the Phoenix area soars after the hottest summer on record](#)" that: [Maricopa County] public health officials say the final count will surely set a new record."

AP Associated Press

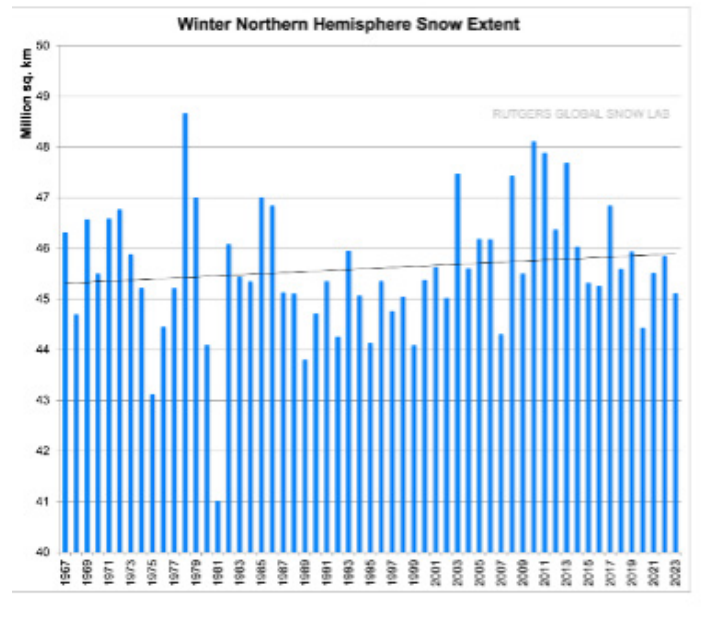
Fact Check. In 2022, 67% of the heat-related deaths in Maricopa County were drug/alcohol-related. The report for 2023 omitted that information. The Associated Press failed to ask why.

WORLD CUP SKIING AFFECTED BY CLIMATE CHANGE?

The Associated Press reported in "[Shiffrin, Odermatt are favorites again as Alpine skiing season starts amid climate change issues](#)" that: "Just a fraction of the talk in the buildup to this weekend's Alpine skiing World Cup opening has been about who will win the races or if Mikaela Shiffrin and Marco Odermatt are going to dominate the season again. The main topic is whether in times of global warming a winter sport season should still start as early as October."



Fact Check. When World Cup Alpine skiing began in the 1960s, the first race was in held in January, not October. In any event, winter Northern Hemisphere snow cover has [increased](#) since the 1960s. There has been [no significant alpine winter warming](#) since the 1970s. In Nov. 2021, World Cup races were [cancelled](#) because of too much snow.



This month closes out with a new report exposing the absence sound data and models in global warming alarmism from the Statistics Norway, the official government statistics bureau of Norway. The report concludes that the effect of CO2 emissions is not sufficiently strong to affect global temperatures in any systemic way. It's a significant report as the Norwegian government postures on the alarmist side of the climate controversy.



To what extent are temperature levels changing due to greenhouse gas emissions?

9. Concluding remarks

In this paper we have reviewed data on climate and temperatures in the past and ascertained that there have been large (non-stationary) temperature fluctuations resulting from natural causes.

Subsequently, we have summarized recent work on statistical analyses on the ability of the GCMs to track historical temperature data. These studies have demonstrated that the time series of the difference between the global temperature and the corresponding hindcast from the GCMs is non-stationary. Thus, these studies raise serious doubts about whether the GCMs are able to distinguish natural variations in temperatures from variations caused by man-made emissions of CO₂.

Next, we have updated the statistical time series analysis of Dagsvik et al. (2020) based on observed temperature series recorded during the last 200 years and further back in time. Despite long trends and cycles in these temperature series, we have found that the hypothesis of stationarity was not rejected, apart from a few cases. These results are therefore consistent with the results obtained by Dagsvik et al. (2020). In other words, the results imply that the effect of man-made CO₂ emissions does not appear to be sufficiently strong to cause systematic changes in the pattern of the temperature fluctuations. In other words, our analysis indicates that with the current level of knowledge, it seems impossible to determine how much of the temperature increase is due to emissions of CO₂.

You can check out the report [here](#) or this [X.com thread](#) with the highlights. BTW, there has been no media coverage of this landmark study.

Until next month and for more great climate fact checks from October 2023 check out:

[ClimateRealism.com](#)

- [Stop Misinforming about Malaria's Spread, Washington Post](#)
- [Media Fails to Examine Actual Data in Making "Hottest Summer Ever"](#)
- [Wrong, ABC News, Data Refutes Strengthening Hurricanes Claim](#)
- [NYT Claims Record September Temperature Indicates Accelerated Climate Change- It Doesn't](#)
- [CBS News Peddles Climate Attribution Misinformation on Canada's Wildfires](#)

[CO2 Coalition](#)

- [This Isn't the First Time in Human History Our Winters Have Become Milder](#)
- [History: Cold is Horrifically Bad for Humanity](#)
- [Megadrought? What Megadrought?](#)
- [CO2 Rocks!](#)
- [Inundated Islands? The Science Says "No"](#)

[WattsUpWithThat.com](#)

- [Los Angeles Times Misrepresents California Central Valley "Weather" as "Climate"](#)
- [To Be Clear, Minnesota Public Radio, Allergies Are Manageable, Extended Growing Seasons Benefit Everyone](#)
- [Floods & Tornadoes in 1954 and What Caused Severe Floods in the 1950s, Sky News](#)
- [Washington Post: Climate change is the catastrophe to end all others](#)
- [Antarctica's melting ice shelves have unleashed 7.5 TRILLION tonnes of water into the oceans since 1997-Daily Mail](#)