



2023-2024

# MEDIA GUIDE



# 2023 2024 SCHEDULE

**OCTOBER/NOVEMBER**

SUN	MON	TUE	WED	THU	FRI	SAT
			CHI 7PM	26	CLE 8:30PM	28
DEN 2:30PM	DET 7PM	31	NOP 8:30PM	2	GSW 7PM	4
5	ATL 7PM	7	CLE 7PM	9	SAC 8PM	11
PHX 7PM	13	SAS 8:30PM	15	BSW 8PM	17	GSW 7:30PM
POR 8PM	20	21	CHI 7PM	23	24	PHI 6PM
26	27	MIN 7PM	29	LAL 7PM		

**DECEMBER**

SUN	MON	TUE	WED	THU	FRI	SAT
					1	DAL 8PM
3	CHI 7PM	CHI 7PM	TBD	CHI 7PM	TBD	CHI 7PM
10	UTA 7PM	12	13	SAC 8PM	15	DEN 8PM
17	MEM 7PM	19	20	LAC 7PM	22	LAL 7PM
24	25	MIN 7PM	NYK 7PM	28	DEN 8PM	30
BKN 8PM						

**JANUARY**

SUN	MON	TUE	WED	THU	FRI	SAT
	1	BOS 7PM	ATL 8:30PM	4	BKN 8:30PM	6
7	WAS 8PM	9	MIA 8:30PM	POR 7PM	12	ORL 7PM
14	LAL 8:30PM	LAC 8PM	17	UTA 8PM	19	MIN 7PM
21	22	POR 7PM	SAS 8:30PM	25	NOP 7PM	27
DET 5PM	MIN 7PM	30	DEN 8PM			

**FEBRUARY**

SUN	MON	TUE	WED	THU	FRI	SAT
				1	CHA 7PM	3
TOR 8PM	5	UTA 8PM	7	8	9	DAL 7PM
SAC 2PM	12	ORL 8:30PM	14	15	★	★
★	19	20	21	LAC 7PM	WAS 7PM	24
HOU 8PM	26	HOU 7PM	28	SAS 7:30PM		

**MARCH**

SUN	MON	TUE	WED	THU	FRI	SAT
					1	2
PHX 8:30PM	LAL 9:30PM	5	POR 8PM	7	MIA 7PM	9
MEM 8PM	11	IND 7PM	13	DAL 8PM	15	MEM 7PM
17	18	19	UTA 7PM	21	TOR 8PM	23
MIL 8PM	25	NOP 7PM	HOU 7PM	28	PHX 7PM	30
NYK 8PM						

**APRIL**

SUN	MON	TUE	WED	THU	FRI	SAT
	1	PHI 8PM	BOS 8:30PM	4	IND 8PM	6
CHA 5PM	8	SAC 7PM	SAS 7PM	11	MIL 7PM	13
DAL 2:30PM	15	16	17	18	19	20
21	22	23	24	25	26	27
28	29	30				

**ALL TIMES CENTRAL TIME**

■ HOME  
■ HOME IN-SEASON TOURNAMENT  
■ AWAY  
■ AWAY IN-SEASON TOURNAMENT  
■ TNT EXCLUSIVE  
■ paycom center



**2023-24 Oklahoma City Thunder Media Guide**

The 2023-24 Oklahoma City Thunder media guide was written and edited by Matt Tumbleson, John Read, Laila Wani, Cole Terlip, Gayle Maxwell, Landis Tindell and Bri Sumlin. Special statistical assistance was provided by Elias Sports Bureau. All photos were provided by NBA Entertainment unless otherwise noted. This publication was printed at Southwestern Stationery and Bank Supply, Inc., Oklahoma City, OK. Special thanks to Daren Shepherd for his work on the production, design and layout of the media guide.

The information contained in this publication was compiled by the Oklahoma City Thunder and is provided as a courtesy to fans and the press and may be used only for personal or editorial purposes. Any commercial use of this information is prohibited without the prior written consent of the Oklahoma City Thunder. All NBA and team insignias depicted in this publication are the property of NBA Properties, Inc. and the respective teams of the NBA and may not be reproduced for commercial purposes without the prior written consent of NBA Properties, Inc. (c) Copyright 2023 Oklahoma City Thunder.

**TABLE OF CONTENTS**



**GENERAL INFORMATION**

General Information.....4  
**THUNDER OWNERSHIP GROUP**  
 Clayton I. Bennett.....7  
 Board of Directors.....7

**PLAYERS**

Photo Roster.....10  
 Roster.....11  
 Davis Bertans.....12  
 Ousmane Dieng.....15  
 Luguentz Dort.....16  
 Josh Giddey.....19  
 Shai Gilgeous-Alexander.....22  
 Chet Holmgren.....26  
 Isaiah Joe.....27  
 Tre Mann.....28  
 Vasilije Micić.....31  
 Aleksej Pokusevski.....32  
 Cason Wallace.....35  
 Aaron Wiggins.....36  
 Jalen Williams.....38  
 Jaylin Williams.....40  
 Kenrich Williams.....41  
 Keyontae Johnson.....46  
 Olivier Sarr.....47  
 Lindy Waters III.....48

**BASKETBALL OPERATIONS**

Sam Presti.....51  
 Mark Daigneault.....52  
 Dave Bliss, Mike Wilks, David Akinyooye.....53  
 Grant Gibbs, Eric Maynor, Chip Engelland, Connor Johnson.....54  
 Rob Hennigan, Glenn Wong, Jesse Gould.....55  
 Ayana Lawson, Vince Rozman, Marc St. Yves.....56  
 Ann Smith, Dr. Donnie Strack.....57  
 Wynn Sullivan, Matt Tumbleson.....58  
 Basketball Operations Staff.....60  
 Oklahoma City Blue.....62

**GENERAL INFORMATION**

NBA Cares.....63  
 Thunder in the Community.....64  
 Uniforms and Official Marks.....65  
 Rumble the Bison.....66  
 Paycom Center.....67  
 Paycom Center Arena Ticket Map.....69

**THUNDER STAFF**

Danny Barth, Brian Byrnes.....71  
 Christine Berney, Tyler Lane, Scott Loft.....72  
 Dan Mahoney, Natasha Stamper.....73  
 Katrina Wiley, Will Syring.....74  
 Hakeem Onafowokan.....75  
 Thunder Staff.....76  
 Staff Directory.....80

**REGULAR SEASON REVIEW**

Regular Season Statistics.....87  
 Miscellaneous Statistics.....88  
 Game-By-Game Results.....89  
 Game-By-Game Statistics.....91  
 Team Highs and Lows.....93  
 Individual Highs.....93  
 Individual and Team Highs.....95  
 Injuries/Starting Lineups.....96  
 Transactions.....97

**NBA REVIEW**

Standings.....100  
 League Leaders.....101  
 Offense/Defense Statistics.....102  
 Award Winners.....104  
 NBA Playoffs.....105  
 Playoff Structure/Attendance.....106  
 All-NBA G League Teams.....108

**ALL-TIME RECORDS**

Year-By-Year Record.....112  
 Opening Night.....113  
 All-Time Opening-Night Starting Lineups.....114  
 High-Low Scoring Games/Win-Loss Streaks.....115  
 Overtime Results.....116  
 All-Time Career Leaders.....117  
 Oklahoma City Team Records.....119  
 Oklahoma City Individual Records.....120  
 Oklahoma City Opponent Team Records.....121  
 Oklahoma City Opponent Individual Records.....122  
 Greatest Individual Performances.....123  
 Opponent Greatest Individual Performances.....124  
 All-Time + Points Performances.....125  
 All-Time + Rebounds Performances.....126  
 All-Time-Club.....127  
 Award Winners.....127  
 League Leaders/All-Stars.....128  
 Year-By-Year Statistical Leaders.....130  
 All-Time High Performances.....132

**ALL-TIME PLAYOFF RECORDS**

Oklahoma City Era Team Playoff Records.....136  
 Oklahoma City Era Individual Playoff Records.....137  
 All-Time Individual Postseason Records.....138  
 In The Playoffs, The Last Time.....140

**THUNDER OPPONENTS**

Atlanta Hawks.....143  
 Boston Celtics.....144  
 Brooklyn Nets.....145  
 Charlotte Hornets.....146  
 Chicago Bulls.....147  
 Cleveland Cavaliers.....148  
 Dallas Mavericks.....149  
 Denver Nuggets.....150  
 Detroit Pistons.....151  
 Golden State Warriors.....152  
 Houston Rockets.....153  
 Indiana Pacers.....154  
 Los Angeles Clippers.....155  
 Los Angeles Lakers.....156  
 Memphis Grizzlies.....157  
 Miami Heat.....158  
 Milwaukee Bucks.....159  
 Minnesota Timberwolves.....160  
 New Orleans Pelicans.....161  
 New York Knicks.....162  
 Orlando Magic.....163  
 Philadelphia 76ers.....164  
 Phoenix Suns.....165  
 Portland Trail Blazers.....166  
 Sacramento Kings.....167  
 San Antonio Spurs.....168  
 Toronto Raptors.....169  
 Utah Jazz.....170  
 Washington Wizards.....171

**MEDIA INFORMATION**

Chris Fisher, Michael Cage, Nick Gallo.....173  
 Paris Lawson, Matt Pinto, Eleno Ornelas, Royce Young.....174  
 Basketball Communications.....175  
 Media Information.....176  
 Media Regularly Covering the Thunder.....177  
 Thunder ION Powered by OU Health.....187



## GENERAL INFORMATION

Corporate Office Address	Oklahoma City Thunder 208 Thunder Drive Oklahoma City, OK 73102 405-208-4800
Thunder ION Powered by OU Health	9600 N. Oklahoma Ave. Oklahoma City, OK 73114 405-208-4800
Home Court	Paycom Center (18,203)
Team Colors	Thunder Blue, Sunset, Yellow and Dark Blue
Television	Bally Sports Oklahoma
Radio	WWLS, 640 AM, 98.1 FM
TV Play-By-Play	Chris Fisher
Broadcast Analyst	Michael Cage
Sideline Reporters	Nick "Sparky" Gallo and Paris Lawson
Radio Play-By-Play Announcer	Matt Pinto
Website	okcthunder.com

### 2023-24 NATIONAL BASKETBALL ASSOCIATION KEY DATES

<b>2023</b>	
October 23	.....Rosters set for NBA Opening Day (5 p.m. ET)
October 24	..... Start of the 2023-24 NBA Regular Season
November 3	.....In-Season Tournament begins
December 7	.....NBA In-Season Tournament Semifinals (Las Vegas, NV)
December 9	..... NBA In-Season Tournament Finals (Las Vegas, NV)

<b>2024</b>	
January 5	..... 10-day contracts may now be signed
January 10	..... All NBA contracts are guaranteed for the remainder of the season
February 8	..... NBA Trade Deadline (3 p.m. ET)
February 16-18	.....NBA All-Star 2024 (Indianapolis, IN)
April 14	.....Regular Season ends
April 15	.....Rosters set for NBA Playoffs 2024 (3 p.m. ET)
April 16-19	..... NBA Play-In Tournament
April 20	.....NBA Playoffs 2024 begin
May 6-7	.....Conference Semifinals begin (possible move up to May 4-5)
May 12	..... NBA Draft Lottery 2024 presented by State Farm
May 21-22	..... Conference Finals begin (possible move up to May 19-20)
June 6	..... NBA Finals begin
June 27	.....NBA Draft 2024 presented by State Farm

### NBA ALIGNMENT

#### WESTERN CONFERENCE

##### NORTHWEST DIVISION

Denver Nuggets  
Minnesota Timberwolves  
Oklahoma City Thunder  
Portland Trail Blazers  
Utah Jazz

##### PACIFIC DIVISION

Golden State Warriors  
Los Angeles Clippers  
Los Angeles Lakers  
Phoenix Suns  
Sacramento Kings

##### SOUTHWEST DIVISION

Dallas Mavericks  
Houston Rockets  
Memphis Grizzlies  
New Orleans Pelicans  
San Antonio Spurs

#### EASTERN CONFERENCE

##### CENTRAL DIVISION


Chicago Bulls  
Cleveland Cavaliers  
Detroit Pistons  
Indiana Pacers  
Milwaukee Bucks

##### SOUTHEAST DIVISION

Atlanta Hawks  
Charlotte Hornets  
Miami Heat  
Orlando Magic  
Washington Wizards

##### ATLANTIC DIVISION

Boston Celtics  
New Jersey Nets  
New York Knicks  
Philadelphia 76ers  
Toronto Raptors



**THUNDER OWNERSHIP GROUP**  
THE PROFESSIONAL BASKETBALL CLUB, LLC

**PROFESSIONAL BASKETBALL CLUB, LLC**



**CLAYTON I. BENNETT**  
Chairman, Oklahoman City Thunder  
Chairman, Dorchester Capital

**BOARD OF DIRECTORS**



**GEORGE B. KAISER**  
President, GBK Corporation  
Chairman, BOK Financial



**G. JEFFREY RECORDS, JR.**  
Chairman and CEO,  
MidFirst Bank



**WILLIAM M. CAMERON**  
Chairman and CEO,  
American Fidelity Assurance Company



**ROBERT E. HOWARD II**  
Chairman,  
Howard Investments



**JAY SCARAMUCCI**  
President,  
Balon Corporation



**EVERETT R. DOBSON**  
Managing Partner,  
Dobson Partnerships



**PLAYERS**


**DĀVIS  
BERTĀNS**
**OUSMANE  
DIENG**
**LUGUENTZ  
DORT**
**JOSH  
GIDDEY**
**SHAI  
GILGEOUS-ALEXANDER**

**CHET  
HOLMGREN**
**ISAIAH  
JOE**
**KEYONTAE  
JOHNSON**
**TRE  
MANN**
**VASILIJE  
MICIĆ**

**ALEKSEJ  
POKUSEVSKI**
**OLIVIER  
SARR**
**CASON  
WALLACE**
**LINDY  
WATERS III**
**AARON  
WIGGINS**

**JALEN  
WILLIAMS**
**JAYLIN  
WILLIAMS**
**KENRICH  
WILLIAMS**


NO	PLAYER	POS	HT	WT	DOB	PRIOR TO NBA	NBA YEAR
9	Dāvis Bertāns	F	6-10	225	11/12/92	Saski Baskonia	8
13	Ousmane Dieng	F	6-10	217	5/21/03	New Zealand Breakers	2
5	Luguentz Dort	G	6-4	220	4/19/99	Arizona State	5
3	Josh Giddey	G	6-8	218	10/10/02	Adelaide 36ers	3
2	Shai Gilgeous-Alexander	G	6-6	200	7/12/98	Kentucky	5
7	Chet Holmgren	F/C	7-1	208	5/1/02	Gonzaga	1
11	Isaiah Joe	G	6-5	181	7/2/99	Arkansas/USA	4
18	Keyontae Johnson**	F	6-6	235	5/4/00	Kansas State University	1
23	Tre Mann	G	6-3	190	2/3/01	Florida	3
29	Vasilije Micić	G	6-5	203	1/13/94	Anadolu Efes	1
17	Aleksej Pokuševski	F	7-0	220	12/26/01	Olympiacos (Greece)	4
30	Olivier Sarr**	C	6-11	240	2/20/99	Kentucky/France	3
22	Cason Wallace	G	6-4	193	11/7/03	University of Kentucky	1
12	Lindy Waters III**	G	6-6	198	7/28/97	Oklahoma State University	2
21	Aaron Wiggins	G/F	6-6	200	1/2/99	Maryland	3
8	Jalen Williams	G/F	6-6	218	4/14/01	Santa Clara	2
6	Jaylin Williams	F/C	6-10	250	6/29/02	Arkansas	2
34	Kenrich Williams	G/F	6-7	210	12/2/94	TCU	6

\*\* Two-Way Contract

**HEAD COACH**

Mark Daigneault (UConn)

**ASSISTANT COACHES**

Dave Bliss (Georgia)

Mike Wilks (Rice)

David Akinyooye (Adelphi)

Grant Gibbs (Creighton)

Eric Maynor (Virginia Commonwealth)

Chip Engelland (Duke)

**ASSISTANT COACH/PROGRAM DEVELOPMENT**

Connor Johnson (Villanova University)

**VP OF HUMAN & PLAYER PERFORMANCE**

Dr. Donnie Strack (Indianapolis)



# 9 DĀVIS BERTĀNS

POSITION: Forward HEIGHT: 6-10 WEIGHT: 225

## YEARS PRO

8th NBA Season

## PRIOR TO NBA

Saski Baskonia

## BIRTHDATE

11/12/92

## BIRTHPLACE

Valmiera, Latvia

## ACQUIRED

Acquired from the Dallas Mavericks with Cason Wallace in exchange for Dereck Lively II.



## 2022-23 AVERAGES

Appeared in 45 games (one start), averaging 4.6 points and 1.2 rebounds while shooting 43.1 percent from the field and 39.0 percent from long distance in 22.8 minutes per game

## NBA CAREER NOTES

**2022-23 (Dallas):** Bertans knocked down 39.0 percent of his three-point attempts throughout the 2022-23 season. Posted 15 points on 5-of-7 3PGFs in a one-point loss to Denver on 11/20.

Scored 18 points on 6-of-9 three-point attempts against Minnesota on 12/19. Tallied 11 points and four rebounds against Portland on 1/15. Capped off the season with a 19-point, seven-rebound performance versus San Antonio.

**2021-22 (Washington and Dallas):** Averaged 5.6 points, 2.1 rebounds and 14.4 minutes in 56 games with WAS and DAL...shot 33.5% (77-230 3FG) from 3-point range and 90.0% (36-40 FT) from the FT line...in 22 games with DAL, averaged 5.3 points and 2.5 rebounds in 13.9 minutes while going 31-of-86 (.360) from 3-point range. One game with 20+ points...five games with 15+ points (1 with DAL)...10 games with 10+ points (3 with DAL). Season-high 21 points (8-13 FG, 5-9 3FG) to go with season-best 5 rebounds, 1 steal and 1 block in 31 minutes:at DEN (12/13/21). Scored 19 points (7-12 FG, 5-10 3FG) in 21 minutes:at MIA (12/28/21). In Mavericks debut, had 12 points (4-8 FG, 3-7 3FG, 1-1 FT), 3 rebounds and 1 assist in 13 minutes:at MIA (2/15/22). Had 17 points (6-9 FG, 5-8 3FG), including 14 in first half, to go with 3 rebounds and 1 steal and 1 block in 19 minutes:at UTA (2/25/22). Posted 14 points (4-5 FG, 4-5 3FG, 2-2 FT), including 11 in second quarter, to go with season-high-tying 5 rebounds in 15 minutes:vs. LAL (3/29/22). **2020-21 (Washington):** Played in a total of 57 games (7 starts) and led the Wizards with 169 made 3s, averaging 3.0 per game. Averaged 11.5 points, 2.9 rebounds and 0.9 assists in 25.7 minutes. Scored 10+ points in 34 games and 20+ in five. Tallied 47 games with multiple 3-pointers and 33 games with:at least

3 3s. Scored 20 points, making a career-high 9 free throws:vs. CHI (12/29/20). Had nine games with:at least 5 made 3s, including back-to-back games from 2/27-28/21...hit 4 3s in three consecutive games (1/3-1/8/21). Set a new career-long streak with 19 straight games with:at least 2 made 3s (1/31-3/10/21). Set CAREER HIGHS with 35 points and 9 made 3s:vs. DEN (2/17/21), the most by a player off the bench in franchise history. Missed three games due to the NBA's Health and Safety Protocols (1/24-27), one game due to right knee soreness (2/25), one to right calf tightness (3/13), seven due to right calf strain (3/21-4/1), one to rest (4/10) and two for personal reasons (4/16-17). **Play-In Tournament:** Averaged 6.5 points in 25.7 minutes per game against BOS and IND. 2019-20 (Washington) Averaged a career-high 15.4 points and 4.5 rebounds in 29.3 minutes per game in 54 games (4 starts). Connected on 200 3-point field goals, which ranks fifth all-time in franchise history in a season. Scored season-high 32 points and connected on 8 3-pointers, at CHA (12/10/19). Had three games of 8 3-pointers made, and became fifth-fastest player in NBA history to 100 3-pointers in a season (26 games) and the fastest Wizard (26 games) to 100 3-pointers on 12/18/19, vs. CHI. Became first player in NBA history with 8 3-point field goals off of the bench in three games. Had nine games with 6+ 3-point field goals, which ranks third in NBA history for players off the bench. **2018-19 (San Antonio):** Averaged 8.0 points, 3.5 rebounds and 1.3 assists in 21.5 minutes over 76 games. Notched double-figure scoring 25 times and finished fourth on the team with 145 3-pointers made while shooting career-high 42.9% from behind the arc to rank sixth in the league. Also shot career-high 45.0% (204-453 FG) from the field and 88.3% (53-60 FT) from the line. Surpassed

his previous CAREER HIGHS in games started, minutes played, field goals made, 3-pointers made, free throws made, rebounds, assists, steals, blocks and points. Scored a season-best 21 points (8-11 FG, 5-8 3FG) off the bench on, vs. WAS (1/27/19). **2017-18 (San Antonio):** Averaged 5.9 points, 2.0 rebounds, 1.0 assists and 14.1 minutes in 77 games (10 starts). Shot 44.0% (161-366 FG) from the field, 37.3% (94-252 3FG) from 3-point range and 81.6% (40-49 FT) from the foul line. One 20+ point game...21 games with 10+ points...led the team in blocks in eight games. Passed Tony Parker for the second-most 3-pointers by a Spur in his first two

## REGULAR SEASON CAREER HIGH

MIN	40	vs. ORL	12/3/19
FGM	11 (2x)	MR	at CHA 12/10/19
FGA	20	at MIA	12/6/19
3PM	9	vs. DEN	2/17/21
3PA	15	vs. MIA	3/8/20
FTM	9	vs. CHI	12/29/20
FTA	10	vs. ATL	3/6/20
OR	4	at MIA	12/6/19
DR	10	at BOS	11/13/19
TR	10 (2x)	MR	at MIA 12/6/19
AST	6	vs. POR	4/8/22
STL	4	vs. PHX	1/29/19
TO	6	vs. CHI	12/29/20
BLK	4	at OKC	12/3/17
PTS	40	vs. ORL	12/3/19

## POSTSEASON CAREER HIGHS

MIN	31	vs. PHI	5/29/21
FGM	5	at PHI	5/23/21
FGA	10	at PHI	5/23/21
3PM	4 (3x)	MR	vs. PHX 5/8/22
3PA	8	at PHI	5/23/21
FTM	4 (2x)	MR	vs. PHI 5/31/21
FTA	5	at GSW	4/14/18
OR	2	vs. GSW	5/20/17
DR	5 (2x)	MR	at PHI 5/23/21
TR	5 (3x)	MR	vs. GSW 5/24/22
AST	3	at GSW	4/24/18
STL	2 (2x)	MR	at GSW 5/18/22
TO	3	at GSW	5/16/17
BLK	2	at MEM	4/22/17
PTS	15 (2x)	MR	at UTA 4/21/22

## CAREER REGULAR SEASON STATISTICS

Year	Team	G	GS	MIN	FGM-A	3PM-A	FTM-A	OFF	DEF	REB	AST	STL	BLK	TO	PTS	RPG	APG	PPG
16-17	SAS	67	6	808	103-234	69-173	28-34	22	76	98	46	20	28	32	303	1.5	0.7	4.5
17-18	SAS	77	10	1086	161-366	94-252	40-49	18	135	153	74	26	28	36	456	2.0	1.0	5.9
18-19	SAS	76	12	1632	204-453	145-338	53-60	23	241	264	100	35	33	43	606	3.5	1.3	8.0
19-20	WAS	54	4	1583	265-610	200-472	104-122	35	210	245	92	37	33	59	834	4.5	1.7	15.4
20-21	WAS	57	7	1464	193-478	169-428	100-115	18	150	168	49	33	13	33	655	2.9	0.9	11.5
21-22	WAS/DAL	56	0	806	99-275	77-230	36-40	12	105	117	31	17	12	19	311	2.1	0.6	5.6
22-23	DAL	45	1	492	69-160	55-141	13-15	10	43	53	21	11	8	10	206	1.2	0.5	4.6
<b>Career</b>		<b>432</b>	<b>40</b>	<b>7871</b>	<b>1094-2576</b>	<b>809-2034</b>	<b>374-435</b>	<b>138</b>	<b>960</b>	<b>1098</b>	<b>91</b>	<b>179</b>	<b>155</b>	<b>232</b>	<b>625</b>	<b>2.5</b>	<b>1.0</b>	<b>7.8</b>

## CAREER POSTSEASON STATISTICS

Year	Team	G	GS	MIN	FGM-A	3PM-A	FTM-A	OFF	DEF	REB	AST	STL	BLK	TO	PTS	RPG	APG	PPG
16-17	SAS	13	0	112	12-27	8-20	4-6	5	15	20	3	3	6	4	36	1.6	0.2	2.8
17-18	SAS	5	0	82	3-18	3-16	8-11	1	10	11	6	2	1	0	17	2.2	0.9	3.4
18-19	SAS	5	0	79	5-15	3-11	3-5	0	8	8	5	0	1	1	16	1.6	1.0	3.2
20-21	WAS	4	2	106	11-27	8-23	7-7	0	11	11	1	1	1	2	37	1.4	0.3	9.3
21-22	DAL	18	0	192	22-55	19-51	10-12	4	22	26	6	8	3	2	73	1.4	0.3	4.1
<b>Career</b>		<b>45</b>	<b>2</b>	<b>569</b>	<b>53-142</b>	<b>41-121</b>	<b>32-41</b>	<b>10</b>	<b>66</b>	<b>76</b>	<b>21</b>	<b>14</b>	<b>12</b>	<b>9</b>	<b>179</b>	<b>1.6</b>	<b>0.5</b>	<b>4.0</b>

seasons by finishing the season with 163 career 3-pointers. Started the month of March scoring in double figure in five straight games, averaging 13.2 points. Posted season-high 28 points (11-15 FG, 6-9 3FG), at SAC (1/8/18). **2016-17 (San Antonio):** Averaged 4.5 points, 1.5 rebounds and 12.1 minutes in 67 games (6 starts). Shot 44.0% (103-234 FG) from the field, 39.9% (69-173 3FG) from 3-point range and 82.4% (28-34 FT) from the free throw line. Twelve 10+ point games...led the team in blocks eight times. Made his NBA debut, at GSW, (10/25/16) and scored 5 points in 3 minutes. Scored season-best 21 points (5-6 FG, 4-5 3FG, 7-8 FT) along with 2 assists, at CHA (1/7/17).

### POSTSEASON CAREER

Seen action in 45 playoff games (2 starts), averaging 4.0 points and 1.7 rebounds in 12.7 minutes with San Antonio, Washington and Dallas. **2022 (DAL):** Appeared in all 18 games in DAL's run to the Western Conference Finals...averaged 4.1 points, 1.4 rebounds and 10.7 minutes while shooting 37.3% (19-51 3FG) from 3-point range and 83.3% (10-12) from the line...three games with 10+ points, including playoff career-high tying 15 points (4-7 3FG, 3-3 FT) in Game 3, at UTA (4/21/22). **2021 (WAS):** Averaged a playoff career-best 9.3 points and 2.8 rebounds in four games (2 starts)...playoff career-best 15 points in Game 4, vs. PHI, (5/31/21)...missed one game due to a calf strain. **2019 (SAS):** Appeared in the first five games of the Spurs' first-round loss to DEN...averaged 3.2 points and 1.6 rebounds in 15.8 minutes. **2018 (SAS):** Appeared in all five playoff games, averaging 3.4 points, 2.2 rebounds and 1.2 assists in 16.5 minutes. **2017 (SAS):** Appeared in 13 postseason games, averaging 2.8 points and 1.5 rebounds in 8.6 minutes...shot 44.4% from the field and 40.0% from beyond the arc...had a perfect shooting night as he registered 13 points (4-4 FG, 3-3 3FG, 2-2 FT), 4 rebounds and 2 steals, at GSW, (5/16/17)...recorded three DNP-CDs.

### INTERNATIONAL CAREER

**Professional:** Professional since 2007, playing in Latvia, Slovenia, Serbia and Spain. Prior to joining the Spurs spent two seasons playing for with Laboral Kutxa...during the 2014-15 season, competed in 25 Spanish League games, averaging 11.4 points and 2.8 rebounds in 21.6 min-

utes. Produced averages of 11.0 points and 2.9 rebounds in 22 Euroleague games. Spent the previous three seasons (2011-14) with BC Partizan in the Serbian League...during the 2013-14 season, averaged 13.4 points, 2.4 rebounds and 1.4 assists in 17 games. Prior to joining BC Partizan, spent two seasons with Union Olimpija in Slovenia and four years playing on a variety of levels in Latvia. **Latvian National Team:** Has competed for Latvia in international competition since 2008, including the Latvian senior national team since 2011. Summer 2022: Represented Latvia at the FIBA World Cup Qualifiers and averaged 12.5 points, 4.3 rebounds and 1.8 assists in four games. Summer 2021: Played in four games for Latvia, at the FIBA World Cup 2023 Pre Qualifiers and averaged 12.8 points, 3.3 rebounds, 2.0 assists and 1.0 blocks. Summer 2019: Appeared in two games for Latvia the FIBA World Cup Qualifiers and averaged 17.5 points, 1.5 rebounds and 1.0 blocks. Summer 2017: Averaged 14.0 points (.632 FG, .447 3FG, .900 FT), 3.0 rebounds and 1.8 assists for Latvia, at EuroBasket 2017. Summer 2012: Averaged 8.6 points and 4.4 rebounds in eight games for Latvia, at the EuroBasket Qualifiers. Summer 2011: Played for Latvia, at the 2011 U19 World Championships (Latvia) and averaged 15.3 points, 6.4 rebounds, 1.6 assists and 1.0 steals in eight games...also represented Latvia, at EuroBasket 2011 (Lithuania) and averaged 5.6 points and 2.0 rebounds in five games. Summer 2010: Helped the Latvian U18 national team win bronze, at the 2010 FIBA Europe U18 Championship (Lithuania)...averaged 14.8 points, 7.7 rebounds, 1.1 assists, 1.1 steals and 1.6 blocks in nine games. Summer 2009: Appeared in one game for Latvia, at 2009 FIBA Europe U20 Championship (Greece) and had 29 points, 4 rebounds, 3 assists and 2 steals. Summer 2008: Played for the Latvian U16 national team, at EuroBasket 2008 (Italy) and averaged 9.6 points and 3.9 rebounds in eight games.

### PERSONAL

Older brother, Dairis, is a professional basketball player who briefly played for the New Orleans Pelicans. Father, Dainis, was a professional basketball player and is currently a youth coach while his mother is a sports teacher and a former high-level rower. Nickname is the "Latvian Laser."



# 13 OUSMANE DIENG

POSITION: Forward HEIGHT: 6-10 WEIGHT: 217

### NBA YEARS

2nd NBA Season

### PRIOR TO NBA

New Zealand Breakers

### BIRTHDATE

05/21/2003

### BIRTHPLACE

Villeneuve-sur-Lot, France

### ACQUIRED

Drafted 11th overall by the Oklahoma City Thunder



### 2022-23 AVERAGES

Dieng averaged 4.9 points, 2.7 rebounds, and 1.2 assists in 14.6 minutes of action per contest during his rookie season.

### 2022-23 NOTES

Scored his first NBA basket in the Thunder home opener, vs. Minnesota and finished with five points, six rebounds and three assists in 23 minutes of action. Made his NBA debut in the Thunder's season opener, at Minnesota on 10/19. Selected 11th overall in the 2022 NBA Draft. Dieng posted a season-high 15 points on 6-of-8 FGs in a 121-114 win over the Atlanta Hawks. Ousmane scored 12 points on 4-of-6 shooting and grabbed four rebounds in a win over the Utah Jazz on 3/5/23. Dieng scored 12 points and grabbed seven rebounds in a loss to the Suns on 3/8/23. Ousmane scored 17 points and grabbed eight rebounds in a win over San Antonio on 3/12/23. Dieng posted 22 points, eight rebounds and nine assists in the regular season finale win, all three career-highs.

### G LEAGUE CAREER

#### 2022-23 NOTES

Ousmane appeared in 20 games and averaged 16.5 points on 45.3 percent shooting, including 34.6 percent from long distance, while grabbing 8.0 rebounds and dishing out 3.7 assists per game. Ous also averaged 1.0 block per game.

### CAREER NOTES

As an 18-year-old in his first NBL season, Dieng averaged 8.9 points, 3.2 rebounds and 1.1 assists in 23 games with the New Zealand Breakers as part of the NBL's Next Star program. Previously played two seasons, at INSEP Academy in Paris, where he averaged 12.6 points, 5.8 rebounds and 2.9 assists in France's third Division in 2020-21. Shined with INSEP, at the 2019-20 U18 Adidas Next Generation Tournament, averaging 12.8 points, 5.0 rebounds and 2.3 steals per game. Helped France win the silver medal, at the 2019 FIBA U16 European Championship and averaged 8.9 points and 3.6 assists in 22.3 minutes per game.

### PERSONAL

Spent his high school years, at INSEP Academy in Paris, which produced six-time All-Star Tony Parker and several other NBA standouts. His father, Ababacar also played professional basketball.

### REGULAR SEASON CAREER HIGH

MIN	45	vs. MEM	4/9/23
FGM	8	vs. MEM	4/9/23
FGA	15 (2x)	vs. MEM	4/9/23
3PM	3	at ATL	12/5/22
3PA	8	vs. MEM	4/9/23
FTM	4	vs. MEM	4/9/23
FTA	5	vs. MEM	4/9/23
OR	2 (2x) MR	vs. UTA	3/3/23
DR	8	at SAS	3/12/23
TR	8 (2x) MR	vs. MEM	4/9/23
AST	9	vs. MEM	4/9/23
STL	2 (3x) MR	vs. GSW	3/7/23
TO	4	vs. MEM	4/9/23
BLK	2 (3x) MR	at HOU	2/1/23
PTS	22	vs. MEM	4/9/23

### CAREER REGULAR SEASON STATISTICS

Year	Team	G	GS	MIN	FGM-A	3PM-A	FTM-A	OFF	DEF	REB	AST	STL	BLK	TO	PTS	RPG	APG	PPG
22-23	OKC	39	1	569	76-181	26-98	15-23	19	86	105	46	14	7	26	193	4.9	2.7	1.2
Career	--	39	1	569	76-181	26-98	15-23	19	86	105	46	14	7	26	193	4.9	2.7	1.2





# 5 LUGUENTZ DORT

POSITION: Guard HEIGHT: 6-4 WEIGHT: 220

### NBA YEARS

5th NBA Season

### PRIOR TO NBA

Arizona State

### BIRTHDATE

04/19/99

### BIRTHPLACE

Montreal, Canada

### ACQUIRED

Signed to an NBA contract on 6/24/20. Originally signed to a Two-Way Contract on 7/6/19.



### CAREER AVERAGES

Appeared in 213 games (204 starts) and averaged 13.4 points, 3.9 rebounds, 1.7 assists and 0.92 steals in 29.3 minutes per game

### 2022-23 AVERAGES

Appeared in 74 games (73 starts) and averaged 13.7 points, 4.6 rebounds, and 2.1 assists. Dort connected on .330 percent from long distance on 5.5 attempts per contest.

### NBA CAREER NOTES

**2022-23:** Dort reached double-figures in 56 of 74 games he appeared in this season and connected on .330 percent from long distance on 5.5 attempts per contest. Lu's 2.1 assists as well as 1.0 steal per game were both career-highs. Lu scored 20 points in the third game of the season, including 6-of-6 from the free throw line, in a loss to Minnesota on 10/23/22. Poured in 21 points on 9-of-15 FGs in a win over the Clippers on 10/27. Dort scored a season-high 24 points four different times this season. In a close loss to Milwaukee on 11/9 Lu posted 12 points, seven boards, three assists, and a game-high four steals. Posted an 11-point, 10-rebound double-double in a win over Atlanta on the road on 12/5. On 12/17 in a win over Memphis Dort scored a season-high tying 24 points to go along with seven rebounds and four dimes. Lu scored 22 points and grabbed a career-high 11 rebounds in a loss to the Pacers on 1/18/23. Dort knocked down a season-high six three pointers in a win over Brooklyn on 3/14/23. Dort ranked first in the league in offensive fouls drawn and has over 30 more than the next highest player. **2021-22:** Scored 30+ points for the third time this season and fourth time in his career when he registered 31 points on 8-for-19 shooting with five made three-pointers and 10 free-throws on a career-high 14 attempts at Chicago on 2/12. Recorded 20+ points in 16 games this season, nearly double his previous two seasons combined (10). Averaged career-high marks with 2.5 three-point field goals made and 7.7 attempts per game. Became one of six all-time Thunder players to record 100+ threes in two-or-more seasons, after posting a team-high 130 this season and 113 last year. Became the fifth faster player to reach at least 1,800 points and 450 rebounds with 139 career games in Thunder history. Posted a 46-game streak with at least one 3-pointer in a game from 3/18/2021-12/28/2021,

which stands as the fourth longest such streak in Thunder history. On 2/2, the Thunder defeated the Mavericks, 120-114, in overtime and he scored 14 of the team's 17 overtime points, becoming the seventh NBA player since 1996-97 to score 14 or more points in a single OT period. He finished with 30 points and tied his season-best six made threes, which was one shy of his career-high mark. Grabbed a season-high eight rebounds three times and dished out four assists in five games. On 12/28, he scored 19 points while going 2-for-7 from three, marking the second longest active streak in the NBA with a made three-pointer (46) behind only Stephen Curry (157) at the time. Scored 34 points on 11/17 for the second highest mark in his career, behind his all-time high of 42 points on 4/13/21. Posted a career-high five-game streak of scoring 20-plus points after tallying 20 on 11/15 vs. Miami. **2020-21:** Named to Team World for 2021 NBA Rising Stars. Hit at least one three-pointer in 46 of his 52 appearances, leading the team with 113 threes this season. Led the team in scoring 10 times, in rebounding three times and in assists three times. Notched 36 games with 10+ points, nine games with 20+ points and one game with 40+ points. On 4/27 at Boston, led the Thunder with his 24 points, four rebounds and two assists, draining three shots from long range. On 4/18 at Toronto, recorded 21 points in the first quarter to become the seventh Thunder player to score 20+ in a single quarter, finishing with 29 points, four rebounds and two assists, shooting 5-of-8 from long range. On 4/16 at Detroit, drained three threes to register a team-leading 26 points, six rebounds, two assists and three steals. On 4/13 at Utah, set new career marks with 42 points, seven rebounds, three assists and four steals, shooting 16-of-31 from the floor and 7-of-11 from beyond the arc. This makes him the sixth Thunder player to score 40+ (Durant, George, Gilgeous-Alexander, Harden, Westbrook), the second OKC player to do so at age 21 or younger (Durant) and the youngest in franchise history to net as many points and swipe four steals. On 3/13 vs. New York, went a perfect 10-for-10 from the free throw line en route to 14 points, six rebounds and five assists. On 1/19 at Denver, led OKC with 20 points, five rebounds and three assists, shooting 8-of-11 from the field and 3-of-6 from three-point range. On 1/15 vs. Chicago, went 7-of-15, including four makes from beyond the arc, en route to 21 points, eight rebounds and a career-best six steals. Russell Westbrook and Thabo Sefolosha are the only Thunder players to grab more steals in a single game. On 12/28 vs. Utah, finished with a career-high and game-leading 26 points, shooting 9-for-11 from the field, 5-for-7 from beyond the arc and 3-for-4 from the charity stripe while swiping a game-best three steals. Missed one game with left knee soreness. Sat out three games due to his left great toe. Missed seven games on concussion

protocol. Sat out one game with left shoulder soreness. Missed four games with a right hip strain. Sat out four games with right knee patellar tendinitis. **2019-20:** Appeared in 36 games (28 starts) and averaged 6.8 points and 2.3 rebounds in 22.8 minutes, shooting 39.4 percent from the field and 79.2 percent from the line. On 8/9 vs. Washington, doubled his previous career high in rebounding as he grabbed 10 boards to go with his nine points. On 8/7 at Memphis, went 4-of-5 from long range en route to 16 points. On 8/5 vs. L.A. Lakers, in addition to holding LeBron to 19 points, tallied 14 points, four rebounds and a steal. On 1/29 at Sacramento, set a new career mark with 23 points on 8-of-12 shooting, going 5-of-6 from beyond the arc. This makes him just the fourth Thunder rookie to knock down 5+ threes in a single game. In the victory over San Antonio on 2/23, went a perfect 6-for-6 from the field and 2-for-2 from three-point range to tally 15 points, two rebounds, two assists and three steals, tied for the second-best shooting night by a rookie in Oklahoma City history (Diallo 7-7 FG). On 8/3 vs. Denver, logged 10 points, two rebounds, two steals and a block. In the win over Denver on 2/21, tallied 11 points, three steals and two assists without any turnovers. Improved to a 4-0 record as a starter on 1/25 at Minnesota as he set a then career mark with 10 points (3-5 FG, 2-4 3FG, 2-2 FT), two rebounds and two steals. In his first career start on 1/20 at Houston, tallied eight points, two rebounds and two assists. In just his third NBA appearance, earned Player of the Game honors with his nine points and three rebounds, with Jazz players shooting just 39.6 percent while he was on the floor (third best on team). On 1/18 vs. Portland, produced seven points, two assists and two steals. Scored his first NBA points on 12/8 at Portland and grabbed three rebounds. In his NBA debut on 12/6 vs. Minnesota, grabbed a rebound and swiped a steal with 14 seconds remaining in regulation to give OKC a chance to send the game into overtime and ultimately earn the victory. Led the team in rebounding once. Scored in double figures seven times and 20+ points once. Grabbed double digit rebounds once. Sat out 31 games on G League assignment. Two games DNP – Coach's Decision. Missed one game with a right knee sprain.

### NBA G LEAGUE CAREER

**2019-20:** Appeared in 13 games (12 starts) with the Oklahoma City Blue, averaging a team-leading 19.5 points, 4.8 rebounds, 2.6 assists and 0.92 steals in 31.9 minutes, shooting 44.0 percent from the field.

### CAREER POSTSEASON

**2020:** Appeared in six games (all starts), averaging 12.5 points (2nd among rookies), 3.7 rebounds

(4th among rookies), 1.0 assist (5th among rookies) and 1.00 block (1st among rookies) in 29.2 minutes per contest. Had a career night on 9/2 at Houston when his 30 points not only marked a Thunder playoff rookie record but were also the most scored in a Game 7 before turning 22 just ahead of LeBron (27) and Kobe (25). Additionally, this stands as the most points by an undrafted rookie in a playoff game and ties the most by any undrafted player in the last 10 years (VanVleet). Set a then playoff career high with 13 points (5-9 FG), three rebounds, an assist, a steal and a block. Missed one game with a right knee sprain.

### COLLEGE

Spent one year at Arizona State. **2018-19 (Freshman):** Appeared in 34 games (33 starts) and averaged 16.1 points, 4.3 rebounds, 2.3 assists and 1.53 steals in 31.5 minutes per contest, shooting 40.5 percent from the field. Named Pac-12 Freshman of the Year, All-Pac-12 Second Team, Pac-12 All-Defense and Pac-12 All-Freshman. Joined Jahii Carson (2012-13), Ike Diogu (2002-03), Jamal Faulkner (1990-91) and Byron Scott (1979-80) as the only Sun Devils to win FOY. Along with teammate Zylan Cheatham, become just the third and fourth Sun Devils to earn a spot on the All-Defense team. His 53 points in his first two college games were the third-most by a Pac-12 freshman in his first two career games since 1996-97 and only Markelle Fultz (65 in 2016-17) and Tajuan Porter (55 in 2006-07) had more in the last 23 seasons. Ranked fourth in the Pac-12 and led all freshmen in total steals with his 52. Ranked sixth in the conference in points scored with his 547 on the season. Logged nine 20+ point outings. His 145 made free throws were the second-most in the Pac-12. Helped ASU to its best Pac-12 record in nine years.

### HIGH SCHOOL

Attended Athlete Institute Prep in Mono, Ontario after attending The Conrad School in Orlando, Florida. Played for Team Canada in the Adidas National Tournament and helped lead his team to the 2016 championship game. Competed at the 2017 NBA Basketball without Borders (First Team selection) and played in the Adidas EuroCamp in Treviso. Was

the BioSteel All-Star Game MVP. Participated in the 2018 Nike Hoop Summit with the World Team. Was the nation's No. 25 overall prospect and No. 3 shooting guard.

### PERSONAL

Nickname is the Beast. Speaks French and Creole. His favorite movie is "Avengers Infinity War" and TV show is "Power." Lists Drake as his favorite music artist. His guilty pleasure song is Party in the USA by Miley Cyrus. His pregame routine includes listening to music and praying. Lists Chris Tucker as his celebrity lookalike. His favorite sports team outside of the NBA is Barcelona F.C. The best moment of his career was scoring a career-high 42 points at the Utah Jazz on April 13, 2021.

REGULAR SEASON CAREER HIGH			
MIN	41	at LAL	2/10/21
FGM	16	at UTA	4/13/21
FGA	31	at UTA	4/13/21
3PM	7	at UTA	4/13/21
3PA	12 (3x)	at CHI	2/12/22
FTM	11	at BOS	4/27/21
FTA	14	at CHI	2/12/21
OR	6	at UTA	2/23/23
DR	9	vs. IND	1/18/23
TR	11 (2x)	MR at UTA	2/23/23
AST	7	at MIL	11/5/22
STL	6	vs. CHI	1/15/21
TO	7	vs. MIL	2/14/21
BLK	2 (6x)	MR at LAL	3/24/23
PTS	42	at UTA	4/13/21

POSTSEASON CAREER HIGHS			
MIN	36	vs. HOU	8/22/20
FGM	10	at HOU	9/2/20
FGA	21	at HOU	9/2/20
3PM	6	at HOU	9/2/20
3PA	12	at HOU	9/2/20
FTM	4	at HOU	9/2/20
FTA	6	at HOU	9/2/20
OR	2 (2x)	at HOU	9/2/20
DR	6	vs. HOU	8/22/20
TR	8	vs. HOU	8/22/20
AST	2	vs. HOU	8/24/20
STL	1 (2x)	vs. HOU	8/31/20
TO	5	vs. HOU	8/31/20
BLK	3	vs. HOU	8/22/20
PTS	30	at HOU	9/2/20

### CAREER REGULAR SEASON STATISTICS

Year	Team	G	GS	MIN	FGM-A	3PM-A	FTM-A	OFF	DEF	REB	AST	STL	BLK	TO	PTS	RPG	APG	PPG
19-20	OKC	36	28	820	86-218	30-101	42-53	24	57	81	27	31	4	22	244	2.3	0.8	6.8
20-21	OKC	52	52	1543	247-539	113-329	122-164	38	151	189	88	45	19	79	729	3.6	1.7	14.0
21-22	OKC	51	51	1665	293-726	130-391	161-191	38	174	212	88	46	18	88	877	4.2	1.7	17.2
22-23	OKC	74	73	2272	339-873	135-409	200-259	128	216	344	154	75	23	92	1013	4.6	2.1	13.7
Career	--	213	204	6300	965-2456	408-1230	525-667	228	598	826	357	197	64	281	2863	3.9	1.7	13.4

### CAREER POSTSEASON STATISTICS

Year	Team	G	GS	MIN	FGM-A	3PM-A	FTM-A	OFF	DEF	REB	AST	STL	BLK	TO	PTS	RPG	APG	PPG
2020	OKC	6	6	175	27-76	13-50	8-15	5	17	22	6	2	6	15	75	3.7	1.0	12.5
Career	--	6	6	175	27-76	13-50	8-15	5	17	22	6	2	6	15	75	3.7	1.0	12.5



3

# JOSH GIDDEY

POSITION: Guard HEIGHT: 6-8 WEIGHT: 218

### NBA YEARS

3rd NBA Season

### PRIOR TO NBA

Adelaide 36ers

### BIRTHDATE

10/10/02

### BIRTHPLACE

Melbourne, Australia

### ACQUIRED

Drafted sixth overall in the 2021 NBA Draft by Oklahoma City

### CAREER AVERAGES

Appeared 130 career games (all starts) with the Oklahoma City Thunder averaging 14.9 points on 45.9 percent shooting, 7.8 rebounds, and 6.3 assists in 31.3 minutes per contest.

### 2022-23 AVERAGES

Appeared in 76 games (all starts), averaging 16.6 points, 7.9 rebounds, 6.2 assists (first on team) in 31.1 minutes per game, shooting 48.2 percent from the field.

### NBA CAREER NOTES

**2022-23:** Giddey became the second youngest player behind only LeBron James to tally 1,000 points, 500 rebounds, and 500 assists and was named to the Rising Stars Roster for the second consecutive season. Finished the season as one of only two guards in the NBA averaging 16/7.5/6.0. Josh opened the season on 10/19 with a 14-points, 11-rebound double-double while dishing out four assists. Three nights later Josh tallied 19 points, 12 boards, and six assists against Denver on 10/22. Posted a monster double-double with 18 points and 15 rebounds in a close loss to Milwaukee on 11/9. Secured his first triple-double of the season at Madison Square Garden after posting 24 points, 10 boards, and 12 assists in a 10-point win. Nearly netted another triple-double in a win over Charlotte on 11/25 with 10 points, 13 boards, and nine assists. Netted 21/12/7 in a win over Minnesota on 12/3. In a four-game stretch from 12/23 through 1/3 Josh eclipsed 20-plus points four out of five games. Giddey secured his second triple double of the season on 1/10/22 against the Miami Heat, tallying 18 points, 15 rebounds, and 10 assists. Josh was named to the NBA Rising Stars roster on January 31st, marking the second time he has secured the honor. Giddey connected on 10-of-16 FGs to score 24 points and post nine rebounds and nine assists in a win over the Jazz on 3/5/23. Josh notched his third triple-double of the season by posting 17/17/11 in



a win over the Golden State Warriors on 3/7/23. Giddey secured his fourth triple-double of the season by posting 15 points, 13 boards, and 10 assists in a win over the Nets on 3/14/23. Josh posted 17/7/7 and three steals in a win over the Utah Jazz on 4/6/23, his final game of the regular season. **2021-22 NOTES:** Giddey was named to the NBA All-Rookie Second Team, becoming the fourth Thunder player to earn NBA All-Rookie team honors. He led all rookies in assists per game, ranked second in rebounds and seventh in points. Became the fourth rookie in NBA history to average 12+ points, 7+ rebounds and 6+ assists in their rookie season, joining Oscar Robertson (1960-61), Magic Johnson (1979-80) and Ben Simmons (2017-18). He was also one of only eight players to record those averages during the 2021-22 season, six of which were 2022 NBA All-Star selections. Became the ninth player since 2000 to earn the first four Rookie of the Month honors and is the 13th player all-time to accomplish the feat since the award's inception in the 1981-82 season. Was named Western Conference Rookie of the Month for games played in February, where he played in 10 games (all starts) and averaged 16.3 points, 8.7 rebounds and 7.7 assists in 33.4 minutes per game. His rebounds and assists led all rookies for the month, while his points ranked third. First Thunder player to earn Rookie of the Month honors three times after collecting January honors when he started in all 14 games and averaged 13.3 points and a team-high 8.6 rebounds that ranked fourth among all league guards. Scored 674 points for the third-most points by a rookie in Oklahoma City history trailing future MVPs Russell Westbrook (1,256) and James Harden (753). Owns the most rebounds by a rookie in Thunder history with 421 boards and became the fourth Thunder rookie to record at least 50 steals. Became the youngest player to record a triple-double in NBA history when he registered 17 points, 13 rebounds and 14 assists on Jan. 2 vs. Dallas while shooting 7-for-16 from the field, 3-for-5 from three-point range and tied his career-high four steals. He is the fourth rookie since 1982 to post a 17/13/14 stat line in a game, joining Michael Jordan, Steve Francis and Ben Simmons. He owns the top-four youngest triple-double performances in NBA history and his four career triple-doubles tied Jason Kidd for

the sixth-most by a rookie in NBA history. He recorded three consecutive triple-doubles from Feb. 12 - Feb. 16, joining Oscar Robertson as the only rookies in NBA history to record three straight triple-doubles. On 2/16 he recorded 17 points (8-18 FG), 10 rebounds and 10 assists at San Antonio. Posted his third triple-double with a season-high 28 points, 11 rebounds and 12 assists on 2/14 at the New York Knicks. He became the fourth player to record a triple-double in their Madison Square Garden debut, joining Wilt Chamberlain (1968), Magic Johnson (1980) and Chuck Person (1986). He is the youngest player in NBA history to record a 20-point triple-double vs. the Knicks. He became the seventh rookie in NBA history to record back-to-back triple-doubles including the game on 2/12 at Chicago when he registered 11 points, 12 rebounds and 10 assists. He averaged 16.2 points, 9.0 rebounds, and 7.5 assists in 33.0 minutes per game in his last 10 contests prior to the All-Star break. Recorded the second-most rebounds by a rookie guard before the All-Star break in NBA history (412), trailing only Ben Simmons (420). He was the 12th player in Thunder history to be named to a Rising Stars team and was selected to compete in the 2022 Taco Bell® Skills Challenge at the 71st NBA All-Star weekend. Competed on Team Worthy and grabbed nine of the team's 15 rebounds and accounted for six of their 12 assists as they ultimately fell to Team Isaiah, 50-49. He was the only rookie this season to register at least 650 points, 400 rebounds and 300 assists and is the fourth-fastest rookie in NBA history to reach those numbers, doing so in only 53 games, behind Oscar Robertson (40), Alvan Adams (50) and Ben Simmons (52). Broke the Thunder rookie record with 16 double-doubles, which ranked second amongst all rookies this season. Became the first rookie in Thunder history to record three consecutive double-doubles and did so on three separate occasions. On 2/24 at Phoenix, he posted his 13th game registering at least 15 points, five rebounds and five assists to earn the second-most such games by a Thunder rookie, one game behind Russell Westbrook (14). He recorded the third longest scoring streak with 10-plus points by a rookie in Oklahoma City history with eight games from 1/2-1/17. Joined LaMelo Ball and LeBron James as the only teenagers in NBA history to reach

100 assists and 100 rebounds in their first 20 games. One of only six NBA players in history to record 18+ rebounds and 10+ assists in a game during their rookie season and the first to do so since Larry Bird in 1979, when he grabbed 18 rebounds and 10 assists on 12/18/21 vs. the Clippers. Posted the longest streak of 4+ assists by a Thunder rookie in franchise history with 12 straight games from 10/22-11/15. On 11/15, he became the youngest rookie in the NBA with a 9/9 game since LeBron James in 2003 when he finished with six points, nine rebounds, nine assists and two blocks vs. Miami. Recorded his first career double-double with 18 points (7-13 FG, 2-5 3FG) and 10 assists on 10/27, becoming the second youngest player in NBA history to record 10 assists in a game at 19 years and 17 days old, following LeBron James (18 years, 355 days). First player in Thunder history to record 20+ rebounds and 20+ points through the first three games of a rookie campaign and the first to record at least 25 assists through five games of a rookie season. One of only 16 NBA players since 2001 to average 9+ points, 6+ rebounds and 6+ assists through the first 10 games of their rookie season and first to do so since Trae Young in 2018. Became the first rookie in Thunder history to record at least 10 rebounds in the season opener. Made his NBA debut in the Thunder's season opener and finished with four points, 10 rebounds and three assists on 10/20. He is only the second rookie to start in the season opener in Oklahoma City history.

### INTERNATIONAL CAREER

**2020-21:** Appeared in 28 games with the Adelaide 36ers and averaged 10.9 points, 7.6 assists, 7.3 rebounds and 1.14 steals in 32.1 minutes per game. Led the league in assists and finished sixth in rebounding and 10th in steals. Became the youngest player to record a triple-double in an NBL game, with 12 points, 10 rebounds and 10 assists against the New Zealand Breakers (April 25). Second NBL player since 2005 to post back-to-back triple-doubles, joining LaMelo Ball in 2019-20. Recorded three triple-doubles in 2020-21, the youngest player in

NBL history to achieve that feat **2018-19:** Played for Basketball Australia Centre of Excellence in NBL1, Australia's 2nd Division. In eight games, averaged 6.4 points, 2.6 rebounds and 2.4 assists in 16.4 minutes per game.

### INTERNATIONAL HIGHLIGHTS

2020-21 Rookie of the Year in Australia's National Basketball League. 2020-21 NBL assists leader (7.6 apg). Attended the NBA Global Academy in Canberra, Australia, in 2019-20. The first NBA Global Academy graduate to be selected in the NBA Draft. Named MVP of the 2020 Torneo Junior Ciudad de L'Hospitalet, a tournament featuring top junior teams from around the world. At the 2019 NBA Academy Games, ranked first in the event in assists (4.2 apg), third in steals (2.2 spg) and fifth in scoring (10.0 ppg). Participated in the Basketball Without Borders Global Camp during NBA All-Star 2020 in Chicago.

### PERSONAL

Son of Warrick and Kim and brother to Hannah, Neve and Ella. He is the second-oldest child in his family. His father, Warrick, was a standout player and coach in the NBL for the Melbourne Tigers while his mother, Kim, played in the WNBL for the Melbourne Tigers. Lists Chase Stokes, John B in the series Outer Banks, as his celebrity lookalike. Wanted to be an AFL footballer when he was a kid.

### REGULAR SEASON CAREER HIGH

MIN	44	vs. MIL	11/9/22
FGM	14	vs. CHA	3/28/23
FGA	24	at LAL	3/24/23
3PM	4 (2x)	at BOS	11/20/21
3PA	11	at BKN	1/13/22
FTM	7	at CHA	12/29/22
FTA	7 (4x)	MR vs. DET	3/29/23
OR	7	at MIA	1/10/23
DR	14	vs. LAC	12/18/21
TR	18	vs. LAC	12/18/21
AST	17	vs. GSW	3/7/23
STL	4 (2x)	vs. DAL	1/2/22
TO	7 (3x)	at BOS	11/14/22
BLK	2 (8x)	MR at POR	3/26/23
PTS	31	vs. CHA	3/28/23

### CAREER REGULAR SEASON STATISTICS

Year	Team	G	GS	MIN	FGM-A	3PM-A	FTM-A	OFF	DEF	REB	AST	STL	BLK	TO	PTS	RPG	APG	PPG
21-22	OKC	54	54	1700	281-670	56-213	56-79	98	323	421	345	51	20	171	674	7.8	6.4	12.5
22-23	OKC	76	76	2367	539-1118	78-234	106-145	148	451	599	469	57	31	211	1260	7.9	6.2	16.6
<b>Career</b>	--	<b>130</b>	<b>130</b>	<b>4067</b>	<b>820-1788</b>	<b>132-447</b>	<b>162-224</b>	<b>246</b>	<b>774</b>	<b>1020</b>	<b>814</b>	<b>108</b>	<b>51</b>	<b>382</b>	<b>1934</b>	<b>7.8</b>	<b>6.3</b>	<b>14.9</b>



# 2

# SHAI GILGEOUS-ALEXANDER

POSITION: Guard HEIGHT: 6-6 WEIGHT: 200

### NBA YEARS

6th NBA Season

### PRIOR TO NBA

Kentucky

### BIRTHDATE

07/12/98

### BIRTHPLACE

Toronto, Canada

### ACQUIRED

From the LA Clippers along with Danilo Gallinari, three Clippers' first-round draft picks (2022, 2024 and 2026), two first-round picks via Miami (2021 and 2023) and the right to two first-round pick swaps (2023 and 2025) in exchange for Paul George on 7/10/19.



### CAREER AVERAGES

Appeared in 311 career NBA games (302 starts) with Oklahoma City and the LA Clippers, averaging 21.1 points, 4.6 rebounds, 4.5 assists and 1.2 steals in 32.6 minutes per game, shooting .484 percent from the floor, .347 percent from three-point range and .845 percent from the charity stripe.

### 2022-23 AVERAGES

Appeared in 68 games (all starts), averaging a team-best and league fourth-highest 31.4 points, 5.5 assists and 4.8 rebounds in 35.5 minutes, shooting .510 percent from the floor and .905 from the free throw line.

### NBA CAREER NOTES

**2022-23:** Gilgeous-Alexander was named to the 2022-23 All-NBA First Team on 5/10/23 and was named an All-Star on February 2nd, marking the first such honor for Gilgeous-Alexander and becoming the fifth Thunder player to be named an NBA All-Star. Shai became the youngest guard ever to average at least 30 points on 50% shooting for a season. Gilgeous-Alexander tallied 30 points in 45 games this season, the most in the league. Led the league in third quarter scoring, averaging a total of 10.2 points in the frame this season. Scored a game-high 32 points in the season opener against Minnesota on 10/19 while going 12-of-23 from the floor with a pair of three-pointers and registering six rebounds, five assists, three blocks and two steals in 36 minutes of action. He scored the fourth-most points in a season-opener in Thunder history and marked the seventh time a player scored more than 30 points in the season opener. His is one of three players in Oklahoma City history to record a 30/5/5/3/2 stat line, joining Russell Westbrook and Kevin Durant. Scored 38 points, knocking down a career best 15 field goals in a 16-point comeback win against Dallas on 10/29. Tied a career-high with 42 points in a win over Washington on 11/16/22 and again on 12/12/22 against the Dallas Mavericks. Knocked down a midrange buzzer beater to defeat Portland 123-121 on 12/19/22. SGA scored a career-high 44 points (17-29 FGs), 10 rebounds, six assists, two steals, and one block on 12/23/22 in a 128-125 OT loss versus the New Orleans Pelicans. 17 made FGs was also a career-best for Gilgeous-

Alexander. In a 14-point win over Chicago on 1/13 SGA posted 21 points, five rebounds, six assists, four steals, and two blocks. In a narrow loss to the Hawks on 1/25, Shai poured in 36 points on 12-of-23 FGs to go along with five boards, seven dimes, two steals, and two blocks. Shai matched his career-high again on 2/10 in a win over Portland where he knocked down 13-of-16 FG attempts and became the first player in Thunder history to score 40+ points on 80% shooting or better. SGA returned from a four-game absence on 3/5/23 to post a game-high 38 points on 10-of-17 FGs. After missing two games with a left ankle sprain, Shai returned to score 39 points on 11-of-22 FGs in a loss to the Pacers on 3/31/23. Dropped 32 points on 50.0 percent shooting to go along with five boards, three assists, three steals, and one block in a play-in win thriller over the Pelicans. Shai SGA averaged a league second most 33.3 points per game post-All-Star break and finished the 2022-23 season fourth in scoring. **2021-22:** Ranked second in the league with 13.9 drive points per game. Shot a single-season career high 81.0 percent from the free throw line, which ranked 10th in the NBA with a minimum 400 attempted free throws. Became the fourth player in Thunder history to average 20+ points in multiple seasons including 23.7 points per game during the 2020-21 season. Posted a career-high seven-straight games scoring 25+ points from 2/24-3/8. During that span, he matched his career-high streak scoring 30+ points in three consecutive games, twice, from 2/24-2/28 and 3/4-3/8. Scored at least 20 points in 38 games, only three additional Thunder players have recorded more such games in a single season (Kevin Durant, Russell Westbrook, Paul George). Registered his second career triple-double when he scored 27 points (10-24 FG, 7-7 FT), a season-high 11 rebounds and 12 assists on 12/22 vs. Denver, becoming the fourth Thunder player to record multiple triple-doubles. Knocked down a season-high 89 three-pointers and moved into the top-10 on the Thunder's all-time made three-pointers list with 247 threes, trailing No. 9 Dennis Schroder (249). Scored 31 points (13-23 FG) and went a perfect 4-for-4 from three-point ter-

itory for the first time in his career and dished out nine assists on 3/21 vs. Boston. It marked his 20th game with 30-plus points on the year, which ranks 12th in a single season in Oklahoma City history. Scored 30+ points in 10 of his last 13 games played post All-Star break and averaged 30.4 points, 5.8 rebounds and 7.3 assists while shooting 54.2 from the field and a 39.3 3-point percentage in 35.0 minutes per game. On 3/8, scored 33 points and dished out a career-high 14 assists, marking his sixth double-double of the season and his fourth career double-double with 30+ points and 10+ assists which is the second most such games in Thunder history, behind only Russell Westbrook. Scored a team-high 29 points along with seven rebounds, five assists, two steals and a block on 3/2, leading the Thunder to its first win in Denver since 2017. He posted

### REGULAR SEASON CAREER HIGH

MIN	46:06	vs. MIL	11/9/22
FGM	17	vs. NOP	12/23/22
FGA	29	vs. NOP	12/23/22
3PM	6	vs. SAS	2/24/21
3PA	12	at MIL	11/19/21
FTM	18	at POR	2/10/23
FTA	19 (5x) MR	vs. PHO	3/19/23
OR	5	at HOU	2/1/23
DR	18	at MIN	1/13/20
TR	20	at MIN	1/13/20
AST	14	vs. MIL	3/8/22
STL	5	at NOP	1/6/21
TO	8	at CHI	3/16/21
BLK	4 (3x)	vs. SAS	12/27/22
PTS	44 (2x) MR	at POR	2/10/23

### POSTSEASON CAREER HIGHS

MIN	48	vs. HOU	8/22/20
FGM	9 (3x)	vs. HOU	8/22/20
FGA	18	vs. HOU	8/22/20
3PM	3 (5x)	at HOU	9/2/20
3PA	7 (2x)	vs. HOU	8/22/20
FTM	10	at HOU	8/20/20
FTA	11	at HOU	8/20/20
OR	2 (2x)	vs. HOU	8/24/20
DR	10	vs. HOU	8/24/20
TR	12	vs. HOU	8/24/20
AST	6 (4x)	vs. HOU	8/31/20
STL	4 (2x)	vs. HOU	8/22/20
TO	4 (2x)	vs. HOU	8/31/20
BLK	3	at GSW	4/13/19
PTS	31	at HOU	8/20/20

### CAREER REGULAR SEASON STATISTICS

Year	Team	G	GS	MIN	FGM-A	3PM-A	FTM-A	OFF	DEF	REB	AST	STL	BLK	TO	PTS	RPG	APG	PPG
18-19	LAC	82	73	2174	341-716	51-139	156-195	57	175	232	270	96	45	141	889	2.8	3.3	10.8
19-20	OKC	70	70	2428	478-1015	87-251	288-357	47	365	412	232	79	47	134	1331	5.9	3.3	19.0
20-21	OKC	35	35	1180	287-565	71-170	185-229	19	147	166	207	27	23	106	830	4.7	5.9	23.7
21-22	OKC	56	56	1942	477-1052	89-297	328-405	37	241	278	331	71	46	154	1371	5.0	5.9	24.5
22-23	OKC	68	68	2416	704-1381	58-168	669-739	59	270	329	1411	385	226	727	6556	4.8	5.5	31.4
Career	--	311	302	10140	2287-4729	356-1025	1626-1925	219	1198	1417	1411	385	226	727	6556	4.6	4.5	21.1

### CAREER POSTSEASON STATISTICS

Year	Team	G	GS	MIN	FGM-A	3PM-A	FTM-A	OFF	DEF	REB	AST	STL	BLK	TO	PTS	RPG	APG	PPG
2019	LAC	6	6	173	28-60	9-18	17-20	4	12	16	19	6	5	5	82	2.7	3.2	13.7
2020	OKC	7	7	279	39-90	14-35	22-23	3	34	37	29	7	3	15	114	5.3	4.1	16.3
Career	--	13	13	452	67-150	23-53	39-43	7	46	53	48	13	8	20	196	4.1	3.7	15.1

back-to-back games with at least 35 points for the first time in his career when he scored 36 points (13-24 FG, 9-12 FT) on 2/25 and 37 points (12-16 FG, 3-3 3FG, 10-14 FT) on 2/28. His performance on 2/28 vs. Sacramento also marked his fifth double-double this season as he finished with 10 assists and seven rebounds. Recorded at least one steal in 11 straight games for the second longest streak in his career following his 13 consecutive games that started his rookie season and ran into his second year. On 1/24, he averaged 27.8 points, 48.4 FG%, 5.4 rebounds, 7.3 assists, and 1.8 steals over an eight-game span, marking the fifth time in his career, he averaged 27 points on better than 45 percent shooting over eight games. Recorded a double-double with 33 points (11-18 FG, 9-10 FT) 10 rebounds and nine assists on 1/13 at Brooklyn. Dished out 13 assists on 12/6 at Detroit and finished 30 points, marking his second career double-double with 10+ assists and 30+ points. Scored a season-high 39 points on 12/1, just three shy of his career-best outing, behind a 12-for-26 shooting night including a career-high 14 made free throws. Scored 29 points in the home opener on 9-of-19 shooting from the field and went 10-of-12 from the free-throw line, marking his eighth career game with 10-plus free throws made. **2020-21:** Led Oklahoma City in scoring 29 times, in assists 26 times and in rebounding four times. Posted 33 10-point games, 25 20-point games, 10 30-point games and one 40-point game. Grabbed double-digit rebounds once and dished out double-figure assists twice for three double-doubles on the season. On 3/22 at Minnesota, went 4-for-6 from three to record 31 points, four assists, three rebounds and two blocks. In the win over Memphis on 3/14, notched 30 points (4-6 3FG, 10-11 FT), five assists and four rebounds. In the win over Dallas on 3/11, notched 32 points and six assists, shooting 11-of-22 from the floor and 9-of-9 from the line. On 3/4 at San Antonio, finished with 33 points, eight assists and three rebounds, shooting 11-of-19 from the field. In the win over San Antonio on 2/24, set a new career mark with 42 points, eight rebounds and four assists, knocking down a career-high 6-of-11 from long range. On 2/21 at Cleveland, recorded 31 points (9-15 FG, 3-3 3FG, 10-12 FT), nine assists and four rebounds. On 2/8 at L.A. Lakers, notched 29 points (4-8 3FG, 5-5 FT), a team-leading 10 assists and seven rebounds. In the win over Portland on 1/25, dished out his 600th-career assist, making him one of seven players since he entered the league in 2018 and the only one in his draft class with as many assists, 700+ rebounds and 175+ steals (Beal, Butler, Harden, Jokic, Simmons, Westbrook). Logged his third

30+ point performance this season with 30 points (11-20 FG, 6-6 FT), eight assists, three rebounds and two steals. Set a new career high on 1/15 vs. Chicago, registering 33 points on 13-of-19 shooting, a career-high-tying 10 assists and five rebounds. On 1/8 at New York, produced his first double-double of the season with a game-leading 25 points and 10 rebounds along with seven assists and a block, going a perfect 3-for-3 from three. On 1/6 at New Orleans, led Oklahoma City with 21 points, nine assists, five rebounds and a career-best five steals. On 12/29 vs. Orlando, went 8-of-10 from the field, a perfect 3-for-3 from three-point range and 4-of-5 from the free throw line to register 23 points, seven rebounds and seven assists. Sat out six games with a left knee sprain. Missed one game with a left quad contusion. Sat out one game with right shoulder soreness. Missed 29 games with right foot plantar fasciitis. **2019-20:** Appeared in 70 games (all starts) and averaged a team-leading 19.0 points, 5.9 rebounds, 3.3 assists and 1.13 steals in 34.7 minutes, shooting 47.1 percent from the field and 80.7 percent from the free throw line. On 1/13 at Minnesota, posted his first career triple-double with 20 points, a career-best 20 rebounds and 10 assists, becoming the fourth player in NBA history to log a 20/20 triple-double as a sophomore (Shaq, Barkley, Robertson). He is also just the third guard in the last 25 years to post a 20-point/20-rebound game (Simmons, Westbrook) and the fifth Thunder player to register a triple-double (Durant, George, Ibaka, Westbrook). In the win at Toronto on 12/29, led all players with 32 points (12-21 FG, 3-5 3FG, 5-6 FT), seven rebounds and three steals. In the comeback win over the Clippers on 12/22, tied his career mark from the game before with a game-high 32 points. On 12/20 vs. Phoenix, set a new career mark with a game-best 32 points on 13-of-18 shooting from the field and 2-for-2 shooting from three-point range. On 12/8 at Portland, nearly logged a double-double with his team-best-tying 21 points and nine rebounds. On 12/6 vs. Minnesota, was one of five Thunder players with 20+ points as he set a new career-high with 29 points, five rebounds and two assists, shooting a career and game-best 12-for-12 from the free throw line. This marked the first time in Thunder history and the first time in the league since March 2004 (Atlanta) that a team has had five players with 20+ points each. On 11/22 vs. L.A. Lakers, led the team with 24 points (10-18 FG, 2-2 3FG, 2-2 FT), seven rebounds and four assists. On 11/10 vs. Milwaukee, tallied 22 points on 4-for-6 shooting from deep, six rebounds, a team-best-tying six assists and two steals. On 10/25 vs. Washington, set a new career high in scoring for the second straight game with his

game-leading 28 points on 10-of-17 shooting, seven rebounds, four assists, two steals and three blocks. On 10/23 at Utah, posted a team-leading and then-career-best 26 points, the second-most ever scored in a Thunder debut (George, 28). He is also just the third Thunder player to lead the team in scoring in his team debut (George, Westbrook). Led the team in scoring 18 times, rebounding 12 times and assists seven times. Logged one triple-double and nine double-doubles. Scored 10+ points 66 times, 20+ points 34 times and 30+ points three times. Grabbed double-digit boards nine times and double figure assists once. Missed one game with a right hip contusion. Sat out one game with a right calf contusion. **2018-19:** Appeared in all 82 games (73 starts) with the LA Clippers, averaging 10.8 points, 2.8 rebounds, 3.3 assists and 1.17 steals in 26.5 minutes per contest, shooting 47.6 percent from the field, 36.7 percent from three-point range and 80.0 percent from the charity stripe. Led all rookies on +.500 teams in scoring and minutes played. He ended the season by scoring 20 or more points in four of the last seven games while also scoring in double figures in 17 of the final 20 games of the 2018-19 season. Led NBA in three-point shooting in March (59.4). No rookie in NBA history has matched his season stat line in points, rebounds, assists, field goal percentage, three-point percentage and free throw percentage. Appeared in the 2019 MTN DEW ICE Rising Stars Challenge during the 2019 All-Star weekend. On 1/8 vs. Charlotte, became the only rookie guard to log at least four blocks and two steals in under 22 minutes of playing time since at least 1974-75. On 11/12 vs. Golden State, became the only rookie in Clippers history to log at least 18 points, 70 percent shooting, five rebounds, three assists, two steals and one block. Made his first career start on 11/5 vs. Minnesota. On 10/17 vs. Denver, became the 20th player in Clippers history to reach double-digit scoring in his NBA debut.

#### CAREER POSTSEASON

Appeared in 13 career postseason games (all starts) with the Clippers and Thunder and averaged 15.1 points, 4.1 rebounds, 3.7 assists and 1.00 steal in 34.8 minutes per contest, shooting 44.7 percent from the field, 43.4 percent from long range and 90.7 percent from the free throw line. **2020:** Appeared in seven games (all starts) with the Thunder, averaging 16.3 points, 5.3 rebounds and 4.1 assists in 39.9 minutes, shooting 43.3 percent from the floor, 40.0 percent from three and 95.7 percent from the line (5th in NBA). On 8/24 vs. Houston, logged a double-double with his 18 points and 12 rebounds while dishing

out six assists. On 8/20 at Houston, set a new playoff career mark and led all scorers with 31 points (9-17FG, 3-7 3FG 10-11 FT), six rebounds and two assists. **2019:** Appeared in six games (all starts) with the Clippers and averaged 13.7 points, 2.7 rebounds, 3.2 assists and 1.00 steal in 28.8 minutes per game, shooting 46.7 percent from the floor, 50.0 percent from long range and 85.0 percent from the stripe. On 4/21 vs. Golden State, recorded a playoff career high of 25 points, marking the most points scored by a Clippers rookie in a postseason game. On 4/13 at Golden State, scored 18 points, marking the most by any Clippers rookie in their playoff debut in franchise history. He's also just the 17th rookie in NBA history to score at least as many points in under 35 minutes in their playoff debut and the first since Ben Gordon on 4/24/05.

#### COLLEGE

**2017-18 (Freshman):** In his lone season at Kentucky, appeared in 37 games (24 starts) and recorded averages of 14.4 points, 4.1 rebounds, 5.1 assists and 1.65 steals in 33.7 minutes per contest, shooting 48.5 percent from the field, 40.4 percent from beyond the arc and 81.7 percent from the free throw line. Led the team in assists (189), steals (61) and three-point field goal percentage. One of only three freshmen in Kentucky history to record 61 or more steals. Ranked second on the team in points (532). Earned 2018 SEC Tournament MVP. Named to All-SEC Freshman Team and the All-SEC Second Team. Was named SEC Freshman of the Week (1/15).

#### PERSONAL

His mother represented Canada during the 1992 Summer Olympics in track. Has one younger brother, Thomasi. Moved from Toronto to Chattanooga, Tenn. in high school. In 2016, was a member of the Canadian U18 National Team. His first job was to referee elementary school basketball as a teenager. Knows all of the words to Do Not Disturb by Drake by heart. His favorite meal is his mother's homemade lasagna. Has a strong interest in fashion and design. Enjoys drawing both cartoons and fashion designs. His favorite non-NBA team is Paris Saint-Germain F.C. His favorite community service event was his backpack giveaway in his hometown. Qualifying for the playoffs for the first time his rookie season was the best moment of his career.



# 7 CHET HOLMGREN

POSITION: Forward/Center HEIGHT: 7-1 WEIGHT: 208

## YEARS PRO

Rookie

## COLLEGE

Gonzaga

## BIRTHDATE

05/01/02

## BIRTHPLACE

Minneapolis, MN.

## ACQUIRED

Drafted second overall by the Oklahoma City Thunder



## NBA CAREER

2022-23 NOTES: After missing the season due to a Lisfranc injury, Holmgren was named to the 2023 USA Basketball Select Team on July 24 and participated in the USA Basketball training camp in Las Vegas, Nev. from August 3-6.

## 2021-22 AVERAGES

Played one season with the Gonzaga Bulldogs, appearing in 32 games (31 starts), averaging 14.1 points, 9.9 rebounds and 3.66 blocks in 26.8 minutes per game.

## COLLEGE

**Freshman (2021-22):** Holmgren was awarded the 2021-22 WCC Defensive Player of the Year, WCC Newcomer of the Year and was named to the 2021-22 All-America Second Team by AP and Sporting News. Was named WCC Freshman of the Week nine times throughout the season and was tabbed a First Team All-WCC selection. Ranked fourth in the nation in blocks (3.66 bpg) and led the WCC in blocks, rebounding and field goal percentage (60.7). Amassed 117 blocks on the season, which tied the Gonzaga and WCC single-season records, both set by Brandon Clarke in 2018-19. His 13 double-doubles ranked 21 in the country. Led Gonzaga (28-4) to a WCC Championship and earned a No. 1 seed in the NCAA Tournament, ultimately making its seventh-straight Sweet 16 appearance. Totaled 13 blocks in the NCAA Tournament, which ranks fourth in program history. Grabbed 17 rebounds against Georgia State in the first round of the NCAA Tournament, which matched the record for most rebounds in a single tournament game in Gonzaga history. He finished that game with 19 points, five assists, two steals and a program record seven blocks. In addition to his list of awards, he was a finalist for the Naismith Defensive Player of the Year, Karl Malone Power Forward of the Year and a Wooden Award National Finalist.

## HIGH SCHOOL

After being a part of a four-time state championship team, Holmgren was named the Gatorade National Player of the Year, Naismith Prep Player of the Year, Morgan Wootten National Player of the Year, Sports Illustrated All-American Player of the Year, MaxPreps National Player of the Year, and a McDonald's All-American. Averaged 21.0 points and 12.3 rebounds per game during his senior season while leading the Redhawks to the Class 3A state championship. Finished his prep career with 1,567 points, 964 rebounds and 456 blocked shots while helping Minnehaha Academy compile a 128-15 record during his time with the program. One of 12 players named to the 2021 USA Basketball Men's U19 World Cup Team roster. Won a gold medal at 2021 U19 World Cup in Latvia with Team USA and averaged 11.9 points, 6.1 rebounds, 3.3 assists and 2.7 blocks per game en route to earning tournament MVP honors.

## PERSONAL

Father, Dave, played collegiately at Minnesota as a 7-foot center. Dave has famously recorded all of Chet's games with a personal camcorder since he was in the sixth grade.

## CAREER REGULAR SEASON STATISTICS

Year	Team	G	GS	MIN	FGM-A	3PM-A	FTM-A	OFF	DEF	REB	AST	STL	BLK	TO	PTS	RPG	APG	PPG
21-22	Gonzaga	32	31	861	170-280	41-105	71-99	57	260	317	61	26	117	61	452	9.9	1.9	14.1
Career	--	32	31	861	170-280	41-105	71-99	57	260	317	61	26	117	61	452	9.9	1.9	14.1



# 11 ISAIAH JOE

POSITION: Guard HEIGHT: 6-5 WEIGHT: 181

## NBA YEARS

4th NBA Season

## PRIOR TO NBA

Arkansas

## BIRTHDATE

07/02/99

## BIRTHPLACE

Fort Smith, Arkansas

## ACQUIRED

Signed on 10/16/22.



## 2022-23 AVERAGES

Appeared in 73 games (10 starts), averaging 9.5 points, 2.4 rebounds and 1.2 assists in 18.4 minutes per game.

## NBA CAREER NOTES

2022-23: In the sixth game of the season against Dallas, Joe helped lead a record-setting comeback overtime win over the Mavs by posting 15 points on 4-of-4 FGs, including 3-of-3 from three-point range. Isaiah tallied 21 points on a 7-of-10 three-point field goals, a career-high, in a close loss to the Denver Nuggets. Scored 23 points on 7-of-12 FGs in a win over Memphis on 12/17. On 1/18 and 1/20 Joe secured back-to-back 20-plus point games for the first time. Joe scored a career-high 28 points on 2/24/23 against the Phoenix Suns where he knocked down six three pointers. Isaiah scored 20 points on 5-of-10 three pointers and dished out a career-best five assists in a win over Portland on 3/26/23. Two nights later versus Charlotte Isaiah Joe knocked down 11-of-18 FGs to up his career-high to 33 points. Joe completed the season knocking down a career-best 40.9 percent of his long-range attempts and a career-high overall shooting percentage of 44.1. **2021-22 (Philadelphia):** Joe appeared in 55 games (one start) and averaged 3.6 points and 1.0 rebound. **2020-21 (Philadelphia)** Joe appeared in 41 games (one start), and averaged 3.7 points and 0.9 rebounds.

## G LEAGUE CAREER NOTES

2020-21: Joe appeared in two games and averaged 8.5 points, 2.0 rebounds, 1.5 assists, and 1.0 steal.

## CAREER NOTES

Joe was selected 49th overall by the Philadelphia 76ers in the 2020 NBA Draft and spent two seasons with the team. The Arkansas native spent two years at the University of Arkansas, where he led the SEC, and ranked fourth in the nation, in three-pointers per game (3.6) in his sophomore season.

## REGULAR SEASON CAREER HIGH

MIN	45	vs. DEN	1/9/21
FGM	11 (2x)	MR vs. CHA	3/28/23
FGA	18 (2x)	MR vs. CHA	3/28/23
3PM	7	vs. DEN	11/23/22
3PA	13	vs. UTA	3/3/23
FTM	8	vs. SAC	2/26/23
FTA	11	vs. SAC	2/26/23
OR	3	vs. PHI	12/31/22
DR	8	at UTA	11/16/21
TR	8	at UTA	11/16/21
AST	5	at POR	3/26/23
STL	3	at IND	3/31/23
TO	3 (4x)	at MEM	12/7/22
BLK	2	vs. MIA	1/12/21
PTS	33	vs. CHA	3/28/23

## CAREER REGULAR SEASON STATISTICS

Year	Team	G	GS	MIN	FGM-A	3PM-A	FTM-A	OFF	DEF	REB	AST	STL	BLK	TO	PTS	RPG	APG	PPG
20-21	PHI	41	1	383	48-133	39-106	18-24	6	30	36	20	12	4	11	153	0.9	0.5	3.7
21-22	PHI	55	1	609	62-177	45-135	29-31	6	50	56	35	14	3	19	198	1.0	0.6	3.6
22-23	OKC	73	10	1395	224-508	161-394	82-100	27	148	175	88	48	8	39	691	2.4	1.2	9.5
Career	--	169	12	2387	334-818	245-635	129-155	39	228	267	143	74	15	69	1042	1.6	0.8	6.2



# 23 TRE MANN

POSITION: Guard HEIGHT: 6-3 WEIGHT: 190

#### YEARS PRO

3rd NBA Season

#### COLLEGE

Florida

#### BIRTHDATE

02/03/01

#### BIRTHPLACE

Gainesville, Fla.

#### ACQUIRED

Drafted 18th overall by Oklahoma City



### 2022-23 AVERAGES

Appeared in 67 games (five starts), and averaged 7.7 points, 2.3 rebounds and 1.8 assists while shooting 39.3 percent from the field in 17.7 minutes per game.

### NBA CAREER

#### 2022-23 NOTES

In a preseason game vs. the Adelaide 36ers, he went 8-for-10 from the three-point line and finished with 26 points. Only three Thunder players have recorded 8-or-more three-pointers in either a regular season or playoff game and this would have marked the ninth such game in Oklahoma City history. Tre started the season with five straight games in double-figures, including 25 points in a win over the Los Angeles Clippers on 10/25/22. On 11/9 versus Milwaukee, Tre scored 21 points on 8-of-16 FGs to go along with six rebounds. In a win over San Antonio on 11/30 Mann posted 16 points, three rebounds, and two steals in an eight-point victory. In a four-game stretch from 12/27 to 1/3, Mann eclipsed 17 points scoring three out of the four contests where the team went 2-2. In a win over the 76ers on 1/12, Mann scored 14 points on 5-of-9 shooting in just 18 minutes. Tre poured in 18 points on 6-of-12 FGs to go along with five boards on 2/1 against Houston. A few nights later in a loss to Golden State, Mann scored 18 points once again on 8-of-17 FGs. He reached double-figures 22 times this season. Mann averaged 7.7 points, 2.3 rebounds, and 1.8 assists in 67 appearances this season. Mann recorded his first triple-double of his career in the regular season finale, posting 24 points, 12 rebounds, and 12 assists in a win over the Grizzlies. **2021-22 NOTES:** Among official

rookie league leaders, he ranked 10th in points, 8th in three-point field goal percentage (.360) and 9th in free throw percentage (.793). One of six rookies to shoot at least 39 percent from the field and 36 percent from three-point territory (min. 50 GP) this season. Posted the third-best scoring average by a Thunder rookie with at least 20 games played and started the ninth most games by a rookie. Scored 20-plus points in seven games this season and posted a pair of 30-point performances, including a Thunder rookie record 35 points on 3/21. Ranks sixth with 171 total rebounds by a rookie guard in Thunder history. Recorded six games with 20+ points while shooting at least 50.0 percent from the field, tied for the fifth-most games by an NBA rookie. Closed out the season on a hot streak, averaging 21.8 points over a five-game span (3/18-3/26), which led all rookies in points per game over that time. On 3/21 vs. Boston, he opened the game going a perfect 7-for-7 from beyond the arc, which tied the most made threes in a single half by an NBA rookie since 1979 and is the only one to connect on all seven attempts. He finished with a career-high 35 points (13-21 FG, 7-12 3FG, 2-3 FT), seven rebounds and four assists as he posted the third-highest scoring game by a rookie this year. He scored 23 points in the second quarter, breaking his own previous mark for the most points scored in a quarter by a rookie in Thunder history. He also broke the Thunder rookie record with 26 points in a half, which was the third-most points in any half by a rookie this year. Joins Russell Westbrook as the only two Thunder players to score at least 20 points in a half in two-or-more games during their rookie campaign. Posted the two highest scoring quarters by a rookie this season, including his 20-point effort in

the second quarter on 3/18 vs. Miami when he shot 8-of-11 from the field with four made three-pointers. He became the first Thunder rookie to score 20-plus points in a quarter and tied the second most points in a half with 22. Matched his season-high six assists vs. Charlotte on 3/14 and finished with 13 points and five rebounds. On 2/24, he tallied 11 points, five rebounds, six assists and a season-high four steals against the Suns, becoming the second rookie to record such a stat line in Thunder history, along with teammate Josh Giddey. Scored 24 points while shooting 10-for-20 from the field and grabbed six rebounds with three assists at San Antonio on 2/16. Scored a then-season-high 30 points while shooting 9-for-16 from the field, 4-for-7 from three-point range and 8-for-8 from the line on 2/14 at New York. Recorded 29 points at Dallas on 2/2 behind six made threes and seven free throws in a season-high 41 minutes of action. Scored 19 points on 8-of-15 shooting and grabbed three rebounds on 12/10 vs. the Lakers. Started his first NBA game on 12/1 and finished with 11 points and two rebounds in 32 minutes. Scored nine points in his NBA debut while going 4-for-7 from the floor with one three-pointer in the season opener on 10/20.

### G LEAGUE CAREER

#### REGULAR SEASON CAREER HIGH

MIN	47	vs. MEM	4/9/23
FGM	13	vs. BOS	3/21/22
FGA	24	vs. LAC	10/25/22
3PM	7	vs. BOS	3/21/22
3PA	12	vs. BOS	3/21/22
FTM	8	at NYK	2/14/22
FTA	8 (2x)	at NYK	2/14/22
OR	2 (5x)	vs. LAC	10/25/22
DR	11	vs. MEM	4/9/23
TR	12	vs. MEM	4/9/23
AST	12	vs. MEM	4/9/23
STL	4	vs. PHX	2/24/22
TO	8	vs. MIN	3/4/22
BLK	2	vs. BOS	1/3/23
PTS	35	vs. BOS	3/21/22

#### CAREER REGULAR SEASON STATISTICS

Year	Team	G	GS	MIN	FGM-A	3PM-A	FTM-A	OFF	DEF	REB	AST	STL	BLK	TO	PTS	RPG	APG	PPG
21-22	OKC	60	26	1367	231-588	98-272	65-82	25	146	171	91	47	12	71	625	2.9	1.5	10.4
22-23	OKC	67	5	1183	187-501	81-257	42-55	27	128	155	120	40	11	62	517	2.3	1.8	7.7
Career	OKC	127	31	2550	428-1089	179-529	107-137	52	274	326	111	87	23	133	1142	2.6	1.7	9.0

**2022-23:** Mann appeared in four games on assignment with the Blue, two of those during the Winter Showcase, where he averaged 37.5 points on 55.0 percent shooting, four rebounds and three assists.

## COLLEGE

Averaged 10.2 points and 3.6 rebounds in 53 games (28 starts) over his two seasons at Florida. He ranked sixth in the SEC in assists, and free throw percentage. Was named to the 2020-21 All-SEC Coaches First Team and AP Second Team. Increased his scoring averaged by 10.7 points per game from his freshman to sophomore season, the largest single-season jump by a Gator over the past 25 years, topping Joakim Noah in 2005-06 (10.6-point scoring increase). The 2019 McDonald's All-American was rated a five-star prospect by 247Sports and a four-star recruit by ESPN. **2020-21 (Sophomore):** Led the team in scoring with 16.0 points per game and total assists with 83 and ranked second in rebounds per game at 5.6 and 45 three-point field goals made. Ranked eighth in the SEC in scoring averages, 18th in rebounding, sixth in defensive rebounds, sixth in free throw percentage (.831), sixth in assists and 10th in minutes per game. Finished the season averaging 20.9 points over his final seven appearances. Posted a career-high 30-point performance vs. Tennessee, marking just the third 30-point game by a Gator in SEC Tournament history (Anthony Roberson, Kenyan Weak). One of three Gators over the past 25 seasons to post four consecutive 20-point performances, joining Nick Calathes and Matt Walsh. The first player with at least 22 points, seven rebounds and six assists in an SEC Tournament game since Texas A&M's Alex Caruso in 2014, turning in that stat line vs. Vanderbilt. Earned SEC Player of the Week after wins at Auburn and Kentucky, as he became the only Gator dating back to 1970 to lead the team outright in

points and rebounds in back-to-back wins with both games on the road. In the win at Auburn, had 19 points and 13 rebounds, his first career double-double, one of three Gators over the past 10 seasons to put up a 19/13 game, along with Kerry Blackshear and Dorian Finney-Smith, who each did so twice. He and Nick Calathes are the only Florida guards with a 19/13 game dating back to 1996 (Donovan/White years). Recorded 21 points in the win at Kentucky, including 14 in the second half, and scored 11 of the Gators' final 20 points including the game-winning free throws with 10 seconds remaining. Went for a then-career-high 24 points at Georgia, helping the Gators to a 92-84 win, the most points by Florida at Georgia in regulation since 1994. He became the first Gator with at least 19 points and five steals in a game since Michael Frazier (2/3/15 at Vanderbilt). **2019-20 (Freshman):** Averaged 5.3 points and 1.9 rebounds in 29 appearances with four starts. Started his Florida debut, the third Gator in five seasons under Mike White to do so (KeVaughn Allen, Andrew Nembhard). Had a major hand in Florida's 22-point comeback vs. Georgia, scoring all 11 of his points in the second half. Shot 3-for-4 from 3-point range with 13 points at Kentucky. Had 13 points and four rebounds in the Gators' win vs. Providence in Brooklyn. Dished a season-high three assists in the road win at Vanderbilt.

## PERSONAL

Son of Albert Mann and Tai Bey, and his siblings are Nas, Layla, Aniaya, MJ and Christian. Holding a handstand is one of his hidden talents. Listens to music as part of his pregame routine. Hitting the game-winning shot against Virginia Tech is the highlight of his basketball career so far. His celebrity lookalike is DJ Wilson. Airplanes by B.O.B is his guilty pleasure song. Recently binge watched Squid Game on Netflix.



# 29 VASILJE MICIĆ

POSITION: Guard HEIGHT: 6-5 WEIGHT: 203

### YEARS PRO

Rookie Season

### PRIOR TO NBA

Anadolu Efes

### BIRTHDATE

01/13/94

### BIRTHPLACE

Kraljevo, Serbia

### ACQUIRED

Traded by the Philadelphia 76ers with Al Horford, Théo Maledon and a 2025 1st round draft pick to the Oklahoma City Thunder for Terrance Ferguson, Danny Green and Vincent Poirier.



### 2022-23 AVERAGES

Appeared in 31 Euroleague games and averaged 16.0 points, 5.4 rebounds and 3.2 assists while shooting .435 percent from the field in 31.3 minutes per game. Also appeared in 22 games in the BSL, averaging 15.4 points on .532 shooting from the field and .459 percent from long distance to go along with 4.5 assists and 2.0 rebounds per contest.

### INTERNATIONAL NOTES

Micić was part of both the 2021 and 2022 Anadolu Efes EuroLeague championship teams, winning the EuroLeague MVP during the 2020-21 season and being named the Final Four MVP in both the 2020-21 and 2021-22 seasons. **2022-23:** Micić appeared in 31 EuroLeague games and averaged 16.0 points, 5.4 rebounds and 3.2 assists while shooting .435 percent from the field in 31.3 minutes per game. Also appeared in 22 games in the BSL, averaging 15.4 points on .532 shooting from the field and .459 percent from long distance to go along with 4.5 assists and 2.0 rebounds per contest. **2021-22:** Vasilje appeared in 28 games of EuroLeague play while averaging 18.1 points, 4.7 assists, and 2.3 rebounds. Vasa was crowned the Alphonso Ford Award for being the top scorer in EuroLeague play in 2021-22. He also appeared in 16 games in the BSL, averaging 18.7 points, 5.8 assists, and 2.7 boards. **2020-21:** Micić took the court in 33 EuroLeague games, posting 16.1 points, 5.0 assists, 2.6 rebounds, and 1.2 steals in 30.2 minutes of action per contest. He also played in 22 BSL games, tallying 13.5/4.0/1.8 in 22.6 minutes of action per game. Micić was named to the 2020-21 All-EuroLeague First Team. Scored a career-high 37 points on 2/21 vs. Olympiacos Piraeus. **2019-2020:** Vasa appeared in 24 games and averaged 14.5 points, a career-best 5.8 assists, 2.5 boards, and 1.3 steals in 30.6 minutes per game. During the season Vasa was named the 2019-20 EuroLeague Round 5 MVP. **2018-19:** Micić played in 37 games for Anadolu Efes and posted 12.4 points, 5.5 assists, 2.2 rebounds, and 1.0 steal in 28.2 minutes of play per game. He connected on .474 percent from the field, including .370 from long distance. Throughout the season was named 2018-19 EuroLeague November MVP, 2018-19 and 2021-22 All-EuroLeague Second Team, and Playoffs Game 1 MVP. **2017-18 (Žalgiris)** Vasa appeared in 36 games, posting 7.7 points, 4.2 assists, and 2.2 rebounds in 22.4 minutes per contest. That season won the 2018 Lithuanian National Cup with BC Žalgiris Kaunas. **2015-16 (Crvena Zvezda Belgrade)** Vasilje appeared in 17 games and tallied 5.5 points, 3.6 assists, and 1.8 rebounds per contest. Was a member of the Serbian National Championship winning team and won the Adriatic League Championship. **2015-16 (Bayern Munich):** Appeared in just four games. **2014-15 (Bayern Munich):** Vasa appeared in six EuroLeague games, averaging 7.5 points on .450 percent shooting, 3.2 assists, and 1.5 rebounds in 18.0 minutes of play. He also appeared in five Eurocup games, tallying 7.4 points, 2.2 assists, and 1.4 rebounds in just 13.4 minutes of action per game.

### PERSONAL

Vasilje "Vasa" Micić's special talent is skiing. He grew up on the mountain of Kopaonik and is a four-time Serbian champion and a two-time Balkans champion in the slalom and giant slalom. He was introduced to the sport of basketball on the same mountain.

### CAREER REGULAR SEASON STATISTICS

Year	Team	G	GS	MIN	FGM-A	3PM-A	FTM-A	OFF	DEF	REB	AST	STL	BLK	TO	PTS	RPG	APG	PPG
14-15	BAY	6	1	108	18-40	2-10	7-8	25	146	171	91	47	12	71	625	2.9	1.5	10.4
15-16	BAY	4	0	25	0-7	0-4	2-2	1	2	3	3	2	1	7	2	0.8	0.8	0.5
15-16	CZT	17	297	30-88	13-36	21-29	4	26	30	61	4	3	32	94	1.8	3.6	5.5	
17-18	ZAL	36	807	98-227	22-62	58-82	14	65	79	151	34	1	82	276	2.2	4.2	7.7	
18-19	EFS	37	1044	167-352	66-178	59-72	9	72	81	203	38	2	105	459	2.2	5.5	12.4	
19-20	EFS	24	734	121-258	52-130	53-55	10	50	60	139	30	1	75	347	2.5	5.8	14.5	
20-21	EFS	33	995	180-375	53-150	119-139	13	73	86	164	39	1	98	532	2.6	5.0	16.1	
21-22	EFS	28	827	165-353	60-172	117-132	8	57	65	131	31	1	80	507	2.3	4.7	18.1	
22-23	EFS	31	970	161-370	75-210	100-115	10	89	89	166	28	2	85	497	3.2	5.4	16.0	
Career	--	229	26	6024	968-2133	352-977	553-658	74	459	533	1074	219	13	603	2841	2.3	4.7	12.4





# 17 ALEKSEJ POKUŠEVSKI

POSITION: Forward HEIGHT: 7-0 WEIGHT: 220

### NBA YEARS

4th NBA Season

### PRIOR TO NBA

Olympiacos

### BIRTHDATE

12/26/01

### BIRTHPLACE

Belgrade, Serbia

### ACQUIRED

Draft rights from Minnesota (selected 17th overall) along with James Johnson and a 2024 second-round draft pick in a three-team trade in exchange for sending Ricky Rubio and the draft rights to Jaden McDaniels (selected 28th overall) to Minnesota and sending the draft rights to Immanuel Quickley (selected 25th overall) to New York on 11/20/20.



### 2022-23 AVERAGES

Appeared in 34 games (25 starts) and averaged 8.1 points, 4.7 rebounds and 1.9 assists in 20.6 minutes per game.

### 2022-23 NOTES

Poku kicked off the season with 11 points, seven rebounds, and three assists against Minnesota. On 10/27 in a win versus the Clippers Poku scored 15 points, grabbed six rebounds, and dished out three assists. In a win over Toronto at home on 11/11/22, Poku recorded 14 points, five boards, and a game-high four blocks. Three nights later in a loss to Boston Poku secured a 16-points, 14-rebound double-double to go along with three blocks. Scored 15 points and grabbed six boards in a win over the Bulls on 11/25. Scored 16 points and grabbed 14 boards while dishing out five assists against Cleveland on 12/10. Poku went 7-of-11 from the field to tally 17 points to go along with six rebounds, three assists, four steals, and a block in a narrow loss to the Pelicans on 12/23. Aleksej reached double-figures 15 times in 34 appearances this season. Poku missed 39 games with a right leg injury spanning from 12/29 through 3/23. **2021-22 NOTES:** Posted his first career triple-double with 17 points, 10 rebounds and a career-high 12 assists on 4/3 versus Phoenix while shooting 7-for-14 from the field and 3-for-5 from beyond the arc, marking his 10 career-game with at least three made 3-point field goals. He became the seventh player in Thunder history to record a triple-double and the 12th youngest (20 years, 98 days) player in NBA history to accomplish the feat. Dished out 11 assists on 3/28 at Portland and finished with 11 points to secure his fourth career double-

double and record his second career game with 10-or-more assists. Scored in double-figures in 13 of the last 15 games on 4/3, and averaged 12.8 points, 7.4 rebounds and 4.9 assists during that span. On 3/18 at Miami, he scored 10 points, grabbed a career-high 15 rebounds and dished out five assists to earn his third double-double this season. Posted a career-best streak of scoring 10-plus points in eight consecutive games, from 3/4-3/18. Recorded his second-highest scoring game this season with 17 points and tied his then-career-high five assists on 3/14 vs. Charlotte. Posted his career-best five-game span in rebounds with 42 boards (2/28-3/8). In his third start of the season, he tallied 11 rebounds and finished with nine points and three assists on 3/2 at Denver. Scored at least 15 points in consecutive games for the third time in his career on 2/11 at Philadelphia, including a season-high 18 points vs. Toronto on 2/9. Scored in double-figures for the 16th time in his career when he scored 11 points on 5-of-6 field goals on 11/15. Neared a double-double with 10 points and seven rebounds along with a pair of assists and two steals on 10/22. **2020-21:** Appeared in 45 games (28 starts), averaging 8.2 points, 4.7 rebounds, 2.2 assists and 0.93 blocks (third among rookies) in 24.2 minutes. Blocked at least one shot in 24 games and ranked first on the team with 42 on the season. Led the team in scoring four times, in assists seven times and in rebounding twice. Logged 14 games with 10+ points and five games with 20+ points, grabbing double-digit rebounds twice for two double-doubles. On 5/16 vs. LA Clippers, posted a game-leading and career-high 29 points and eight rebounds, shooting 10-of-19 from the field, 6-of-9 from three and 3-of-4 from the free throw line. On 4/27 at Boston, recorded 12 points,

six rebounds and four assists. On 4/18 at Toronto, logged eight points, seven rebounds, five assists and a career-leading and Thunder rookie record six blocks. This makes him the first rookie since LeBron James in 2004 to log a 5/5/5 game. On 4/7 vs. Charlotte, led the Thunder with a career-high 25 points on a Thunder rookie record seven three-pointers, nine rebounds and four assists, making him and Théo Maledon the first rookie teammates to each score 25+ points in a game since Tristan Thompson and Kyrie Irving in 2012. On 4/5 vs. Detroit, led OKC with 19 points, four rebounds and two blocks. On 4/2 at Phoenix, shot 4-for-6 from three to log 20 points, five rebounds and a team-best four assists, making him and Théo Maledon the first pair of teammates under 20 to each score 20+ in the same game in NBA history. On 3/29 vs. Dallas, led the team in scoring for the first time with 21 points, six rebounds and two assists. On 3/22 at Minnesota, notched a double-double with 13 points and a career-high-tying 10 rebounds along with two assists and three blocks. In the win over Memphis on 3/14, set career marks across the board with his first double-double of 23 points (7-13 FG, 5-8 3FG, 4-4 FT), 10 rebounds and four assists. at 19 years and 78

### REGULAR SEASON CAREER HIGH

MIN	41 (2x)	at POR	3/28/22
FGM	10	vs. LAC	5/16/21
FGA	20	at ORL	3/20/22
3PM	7	vs. CHA	4/7/21
3PA	11	vs. CHA	4/7/21
FTM	5 (2x)	at DEN	3/26/22
FTA	7	at SAS	3/16/22
OR	5	vs. MEM	3/13
DR	12	at BOS	11/14/22
TR	15	at MIA	3/18/22
AST	12	vs. PHO	4/3/22
STL	4 (2x)	MR vs. NOP	12/23/22
TO	7	vs. LAC	5/16/21
BLK	6	at TOR	4/18/21
PTS	29	vs. LAC	5/16/21

### CAREER REGULAR SEASON STATISTICS

Year	Team	G	GS	MIN	FGM-A	3PM-A	FTM-A	OFF	DEF	REB	AST	STL	BLK	TO	PTS	RPG	APG	PPG
20-21	OKC	45	28	1090	139-408	58-207	31-42	30	182	212	97	20	42	99	367	4.7	2.2	8.2
21-22	OKC	61	12	1233	186-456	57-197	35-50	73	245	318	131	39	38	94	464	5.2	2.1	7.6
22-23	OKC	34	25	701	108-249	38-104	22-35	45	114	159	64	20	43	43	276	4.7	1.9	8.1
Career	--	140	65	3024	433-1113	153-508	88-127	148	541	689	292	79	123	236	1107	4.9	2.1	7.9

days, this makes him the youngest Thunder player to score 20+ points and the youngest player in NBA history with 20+ points, 10+ rebounds and 5+ threes in a game. The only younger player in league history to hit five threes in a game was LeBron James in 2003. In the win over Dallas on 3/11, made his first career start and logged a new career mark of 14 points while adding a career-best eight rebounds, three assists and two blocks. On 1/27 at Phoenix, finished with seven points, four rebounds, two assists and a career-high-tying and game-best three blocks. On 1/13 vs. L.A. Lakers, scored a then-career-best 10 points to go with four rebounds, two assists and a career-high three blocks. Missed two games with a concussion. Missed 17 games on G League Assignment. Sat out one game on health and safety protocols. Missed three games due to right arm soreness. Missed four games with a left knee contusion.

### G LEAGUE CAREER

**2022-23 NOTES:** Appeared in four games and averaged 7.0 points, 9.0 rebounds, 6.3 assists, 2.0 blocks, and one steal. 2021-22 Appeared in 13 games on assignment and averaged 7.9 points, 6.2 rebounds, 3.5 assists, 1.4 steals, and one block in 25.2 minutes per contest. **2020-21:** Appeared in 13 games (12 starts) on assignment with the Blue, averaging 7.9 points, 7.3 rebounds, 4.0 assists and 1.08 blocks in 25.2 minutes per game. Grabbed a career-best 19 rebounds to go with 12 points, five assists, a game-high-tying three steals and a game-best four blocks. Notched his first double-double on 2/21 vs. RGV, finishing with 19 points and 10 rebounds. Missed one game with a right foot sprain.

### INTERNATIONAL CAREER

**2019-20:** Averaged 10.8 points, 7.9 rebounds, 3.1 assists, 1.8 blocks and 1.3 steals in 22.6 minutes in 11 games with Olympiacos B in the Greek Second Divi-

sion, HEBA A2 in the 2019-20 season as the team went 17-4 and earned a second-place finish in A2. At the 2019 U18 European Championships, the Serbian native averaged 10.0 points, 7.2 rebounds, 3.7 assists, 2.7 steals and led with event with 4.0 blocks per game. On March 19, 2019, at just 17 years, 2 months and 21 days, became the youngest player of Olympiacos' history that saw the court on a Euroleague game scoring one point and grabbing two boards. **2018-19:** Named to the Belgrade (NIJT) All-Tournament Team. Participated in 2018 Euroleague ANGT in Belgrade where he averaged 15.8 points, 7.0 rebounds and 2.5 assists shooting 40% from two and 54.6% from 3. Played for Serbia at the FIBA 2018 U17 World Championships in Argentina where he averaged 7.7 points, 8.3 rebounds, 1.6 assists, 1.4 steals and led the event with 3.0 blocks per game. **2017-18:** Appeared in three games (all starts) with Olympiacos U18 team at the Munich ANGT Tournament and averaged 10.0 points, 4.7 rebounds, 2.3 assists, 2.00 steals and 1.00 block in 23.0 minutes per game. Participated in the 2017 Jordan Brand Classic Camp in Barcelona and the Basketball Without Borders Camps in Belgrade (2018) and in Charlotte (2019).

### PERSONAL

Moved to from Novi Sad, Serbia to Athens, Greece at 13 years old to join the Olympiacos program. His father Saša Pokuševski is a former professional basketball player and a coach. Holds both Greek and Serbian passports. Had the option to represent either Greek or Serbian national teams but opted in representing Serbia. Was the youngest player in the 2020 NBA Draft. Getting drafted was the best moment of his career. Makes sure to nap as part of his pregame routine. Names Michael Jordan as his favorite athlete of all time. Has an extensive fanny pack collection.



# 22 CASON WALLACE

POSITION: Guard HEIGHT: 6-4 WEIGHT: 193

### NBA YEARS

Rookie

### PRIOR TO NBA

Kentucky

### BIRTHDATE

11/07/03

### BIRTHPLACE

Dallas, Texas

### ACQUIRED

Drafted 10th overall in the 2023 NBA Draft and acquired from the Dallas Mavericks.

### 2022-23 AVERAGES

In his lone season at the University of Kentucky, Wallace averaged 11.7 points, 3.7 rebounds, 4.3 assists, and 2.0 steals in 32.2 minutes per game.

### COLLEGE

**Freshman (2022-23):** Southeastern Conference All-Freshman Team honor-ee. Started 32 games for the Wildcats, averaging 11.7 points, 3.7 rebounds, 4.3 assists and 2.0 steals per game. Ranked among the league leaders in assists per game (2nd), assist-to-turnover ratio (4th) and steals per game (4th). Played 32.2 minutes per contest, second-most on the team. Totaled 18 double-figure scoring games, including four of 20-plus. Led Kentucky in assists a team-high 16 times and steals a team-best 19 times. Went for 21 points, four assists, two steals and a career-high nine rebounds against Kansas State in the NCAA Tournament. Totaled 19 points to go along with a game-high nine assists and four steals in win over Auburn. Went for 16 points, six boards and a game-high six assists in win over No. 10 Tennessee. Dished out a career-high 11 assists at Mississippi State. The 11 assists were the second-most in program history for a freshman in a true road game. Had 24 points, five assists, three steals and two blocks against Arkansas. Totaled a team-high 20 points to go along with three boards and a career-high three blocks in win over Florida on his way to his third SEC Freshman of the Week honor. Named SEC Freshman of the Week after averaging 12.0 points, 5.5 boards, 3.0 assists and 2.5 steals for the week as the Wildcats split games at Vanderbilt and at home against No. 9 Kansas. Went for 14 points, six rebounds, five assists and five steals against No. 9 Kansas. Posted 17 points, an assist, a block and a steal in the win over Georgia. Went for 17 points and five boards in win against Louisville. Garnered SEC Freshman of the Week honors after posting a career-high 27 points to go along with nine assists, four steals and two boards against Florida A&M. Had 19 points with five 3-pointers and a pair of steals at Missouri. Named MVP of the London Showcase after charting a team-high 14 points, eight rebounds, five assists, a block and a steal. He also was a perfect 4-of-4 from behind the arc, including draining the game-clinching 3-pointer with 70 seconds to play. Went for 14 points and four steals at Gonzaga. Tied a UK single-game record with eight steals against Michigan State while adding 14 points, five boards and five assists and playing a team-high 44 minutes. Flirted with a triple-double against Howard, going for 15 points, eight boards and a game-high nine assists. Only freshman in school history to have 15-9-8 in collegiate debut.

### HIGH SCHOOL

A consensus five-star prospect. Ranked as the No. 7 overall player by Rivals and ranked No. 8 overall by 247Sports and 20th by ESPN. Averaged 19.9 points, 7.4 boards and 6.1 assists per game as a senior at Richardson. Was named the 2022 Texas Gatorade Player of the Year and The Dallas Morning News' Player of the Year. Repeated as the District's MVP. Was a McDonald's All American and a selection to the Jordan Brand Classic. Averaged 15.7 points, 7.0 rebounds, 5.6 assists, 1.4 blocks and 1.3 steals in the 2021 Nike EYBL. Shot 51.2% from the field and 37% from 3-point range and was tabbed the Circuit's Most Valuable Player of Nike EYBL Session I.

### PERSONAL

Parents are Kimberly and Mike Wallace. Cason has a brother, Keaton who played college basketball at UT Arlington. He majored in exploratory studies in communication. He lists his brother as his life's greatest influence. Away from the court he likes to watch Netflix, SpongeBob SquarePants is his favorite TV show. Dunked for the first time in eighth grade. Lists Shai Gilgeous-Alexander as his favorite former Wildcat and LeBron James as his all-time favorite player. Can play the saxophone and piano.



### CAREER REGULAR SEASON STATISTICS

Year	Team	G	GS	MIN	FGM-A	3PM-A	FTM-A	OFF	DEF	REB	AST	STL	BLK	TO	PTS	RPG	APG	PPG
22-23	Kentucky	32	32	1030	139-312	44-127	53-70	30	89	119	136	63	15	67	375	3.7	4.3	11.7
Career	--	32	32	1030	139-312	44-127	53-70	30	89	119	136	63	15	67	375	3.7	4.3	11.7



# 21 AARON WIGGINS

POSITION: Guard/Forward HEIGHT: 6-6 WEIGHT: 200

### YEARS PRO

3rd NBA Season

### COLLEGE

Maryland

### BIRTHDATE

01/02/99

### BIRTHPLACE

Greensboro, N.C.

### ACQUIRED

Drafted 55th overall by Oklahoma City in the 2021 NBA Draft



### 2022-23 AVERAGES

Appeared in 50 games (35 starts) and averaged 8.3 points, 3.6 rebounds and 1.4 assists while shooting 46.3 percent from the field in 24.2 minutes per game.

### NBA CAREER NOTES

**2022-23:** In the team's fourth game of the season at home versus the LA Clippers, Wiggins posted a double-double of 11 points and 10 rebounds while snatching three steals to help the Thunder to a 14-point win. Two nights later against the Clippers again Wiggins posted 11 points and six boards in another victory. On 11/11 the Thunder defeated the Raptors by 19 points at home and Wiggins scored 17 points, grabbed five boards, and dished out a career-high seven assists. On 12/16 and 13/17 during a home back-to-back, Wiggins scored double-figures and secured more than five boards in each contest. Scored 17 points on 7-of-8 shooting to go along with six boards in a 33-point home win over the Celtics. In a home win on 1/27 over Cleveland Wiggins scored 10 points and grabbed seven boards. Aaron scored 19 points on 8-of-10 FGs in a loss to Golden state on 2/6. Wiggins scored 27 points, one shy of a career-best, on 12-of-16 shooting in a 27-point win over Utah. Aaron finished out the season reaching double-figures in five of the final six regular season games. **2021-22 NOTES:** Posted a career-high 28 points on 11-of-19 shooting for a career-high 11 made field goals and dished out a career-high six assists at Portland on 3/28. Scored in double-figures for the 12th time this season after scoring 17 points behind a season-high seven made free throws on 3/18 at Miami. Scored a then-season-high 25 points on a season-best five made three pointers and added season-bests with nine rebounds and five assists on 3/9 at Minnesota. Over a three-game span, averaged 20.0 points on 62.2 percent shooting from the field, a 36.4 three-point percentage and 6.3 rebounds. He became the sixth rookie in Oklahoma City history with multiple 20-point games after scoring 22 points at Phoenix on 12/29. He owns the highest 2-point field goal percentage on the first 32 attempts in a rookie year in Oklahoma City history (78.1%). On 12/26 vs. the Pelicans, recorded previous season bests in points (24),

FGM/A (8-10), FTM/A (6-8), rebounds (six) and minutes (32). His 24 points was the second-most points scored by a 2021 second round draft pick this season. Started his first NBA on 11/14 vs. Utah. Scored six points in 20 minutes of action vs. Miami on 11/15. Made his NBA debut on 11/14 vs. the Brooklyn Nets and finished with three points, four rebounds, four assists, a block and a steal in 21 minutes of action.

### G LEAGUE NOTES

**2022-23:** Wiggins appeared in one game (one start) and tallied 14 points, six rebounds, seven assists, one steal, and two blocks in 31 minutes of action.

### COLLEGE

Was a 2021 Honorable Mention All-Big Ten selection a year after being named the 2020 Big Ten Conference Sixth Man of the Year. In the Maryland record books, he ranks first in NCAA Tournament Career 3FG percentage (.591) and NCAA Tournament Series 3FG percentage (.643 - 2021); is tied for first in NCAA Tournament Single-Game FG made (11 - 2021) and NCAA Tournament Single-Game 3FG made (5 - 3/22/21); second in NCAA Tournament Series 3FG made (9 - 2021) and fourth in NCAA Tournament Career 3FG made (13). **2020-21 (JUNIOR):** Appeared in 31 games (30 starts), averaging 14.5 points, 5.8 rebounds and 2.5 assists in a team-high 33.0 minutes per game. Played his best basketball down the final stretch of the season, averaging 17.9 points (.506 FG%/1.408 3FG%) and 6.6 rebounds over the final 12 games. Notched a career-best 27 points in the NCAA Second Round vs. #5 Alabama (3/22), connecting on 11-of-17 field goal attempts. Posted 14 points (4-of-6 3FG) in the NCAA First Round vs. UConn (3/20). Scored 1,000th point in Maryland history in 19-point effort vs. Michigan State (3/11). Posted a career-high 26 points on 10-of-15 shooting at Northwestern (3/3). Had 21 points and 11 rebounds vs. Nebraska (2/16). Posted 17 points in a career-high 39 minutes vs. Minnesota (2/14). Notched a double-double with 18 points and 11 rebounds vs. #24 Purdue (2/2). Scored 22 points at Indiana (1/4) and also added 10 rebounds to notch his second career double-double and first of the season. Matched a career-high six assists vs. Saint Peter's (12/4). **2019-20 (SOPHOMORE):** Appeared in all 31 games (16 starts) in a season that was cut short with no postseason

due to the Covid-19 pandemic. Helped Maryland win 2020 Big Ten Championship when he ranked third on the team in points (10.4), rebounds (4.9) and minutes (28.5). Ranked second in 3-pointers made (53) and steals (26). Scored 20 points and hit six three-pointers at #25 Northwestern (2/23). earned the #1 play on SportsCenter's "top-10" after a follow-up dunk on own missed three-pointer vs. Notre Dame (12/4). Became the first player since D.J. Strawberry in 2004 to string together three straight games with at least three steals. Recorded his first career double-double with 13 point and 13 rebounds vs. Rhode Island (11/9). **2018-19 (FRESHMAN):** Appeared in all 34 games (four starts), averaging 8.3 points. Made 62 three-pointers for the second-most by a freshman in Maryland history (trailing only Kevin Huerter's 65 in 2017). Made 41.3 percent of shots from beyond the arc, which ranked 11th all-time in program single-season history. One of only two Power-7 freshmen to shoot over 41-percent while attempting more than 150 three-pointers. Made first career start vs. Delaware (11/6).

### PERSONAL

Son of Tim and Serena Wiggins. Has four siblings, Shekinah, Joshua, Zacchaeus and Imanai. sports hero is Kobe Bryant. knows how to play the piano and trombone and played in his church band in high school. Acted in plays in high school, including The Wizard of Oz and High School Musical. Practiced jazz, tap, ballet and hip-hop dance until seventh grade. hosted Maryland's "Big Show" in August of 2019, a welcome pep rally for 4,000 incoming freshmen. passed time during the coronavirus pandemic doing a weekly live IG show on @TerrapinHoops. Majored in Communication.

REGULAR SEASON CAREER HIGH	
MIN	40 ..... at POR 3/28/22
FGM	12 ..... vs. UTA ..... 3/3/23
FGA	19 (3x) ..... at POR ..... 3/28/22
3PM	5 ..... at MIN ..... 3/9/22
3PA	8 ..... at MIN ..... 3/9/22
FTM	7 ..... at MIA ..... 3/18/22
FTA	8 (2x) ..... at MIA ..... 3/18/22
OR	4 (3x) ..... at ATL ..... 12/5/22
DR	7 ..... vs. LAC ..... 10/25/22
TR	10 ..... vs. LAC ..... 10/25/22
AST	7 ..... vs. TOR ..... 11/11/22
STL	3 (3x) MR ..... at UTA ..... 4/6/23
TO	4 (2x) ..... at POR ..... 3/28/22
BLK	2 (2x) MR ..... vs. DET ..... 3/29/23
PTS	28 ..... at POR ..... 3/28/22

CAREER REGULAR SEASON STATISTICS																		
Year	Team	G	GS	MIN	FGM-A	3PM-A	FTM-A	OFF	DEF	REB	AST	STL	BLK	TO	PTS	RPG	APG	PPG
21-22	OKC	50	35	1209	158-337	42-138	62-85	51	127	178	68	30	10	54	416	3.6	1.4	8.3
22-23	OKC	70	14	1297	186-363	48-122	59-71	68	142	210	80	39	15	55	479	3.0	1.1	6.8
<b>Career</b>	<b>OKC</b>	<b>120</b>	<b>49</b>	<b>2506</b>	<b>342-700</b>	<b>90-260</b>	<b>121-156</b>	<b>119</b>	<b>269</b>	<b>388</b>	<b>148</b>	<b>69</b>	<b>25</b>	<b>109</b>	<b>895</b>	<b>3.2</b>	<b>1.2</b>	<b>7.5</b>



# 8

# JALEN WILLIAMS

POSITION: Guard/Forward HEIGHT: 6-6 WEIGHT: 218

### YEARS PRO

2nd NBA Season

### COLLEGE

Santa Clara

### BIRTHDATE

04/14/01

### BIRTHPLACE

Gilbert, Ariz.

### ACQUIRED

Drafted 12th overall by the Oklahoma City Thunder

## 2022-23 AVERAGES

Averaged 14.1 points on 52.1 percent FG shooting, 4.5 rebounds, 3.3 assists and 1.4 steals per contest.

## 2022-23 NOTES

Selected with the 12th overall pick in the 2022 NBA Draft by the Oklahoma City Thunder. Williams appeared in 75 games, averaging 14.1 points, 4.5 rebounds, and 3.3 assists. Scored a career-high 27 points on 11/30/22 in a win over San Antonio. Jalen was named the Rookie of the Month for games played in November/December. Williams was selected to the 2023 Rising Stars roster, joining teammate Josh Giddey as both received the honor. Jalen scored a career-high 32 points on 12-of-15 shooting from the field to go along with five rebounds and five assists. Williams secured his second double-double with 21 points and 10 assists in a win over San Antonio on 3/12/23. Jalen scored 23 points on 9-of-14 FGs to go along with five rebounds, four assists, and two steals in a win over the Trail Blazers on 3/26/23. Williams dropped 31 points on 11-of-16 FGs in a loss to the Pistons on 3/28/23. Williams ranked fourth among rookies in points per game, first among rookies in steals per game, fourth among rookies in assists per game, and 10th among rookies in rebounds per game.



## COLLEGE

Played three collegiate seasons at Santa Clara where he appeared in 84 career games (74 starts) and averaged 12.6 points while shooting 46.9 percent from the floor. Williams joins the elite company of Ken Sears (4th in 1955), Bud Ogden (13th in 1969) and Steve Nash (15th in 1996) as first round selections to come out of Santa Clara. **Junior (2021-22):** He earned first team All-WCC honors after averaging 18.0 points, 4.1 rebounds and 4.1 assists per game. He was the only player in the nation to average those numbers while also shooting 56 percent from two-point range and 41 percent from beyond the arc. Williams finished the season with 594 points, the eighth-most in a single season in program history. The Second Team NABC All-District honoree was also a finalist for the Lou Henson Award, given to the nation's top mid-major player. Ranked second in the league in field goals made (219) and attempted (427). **Sophomore (2020-21):** Started all 18 of his appearances and was second on the team in both scoring (11.5 ppg) and free-throw percentage (75.7) and ranked 10th in the league with 1.2 steals per game. Was an All-WCC honorable mention selection. **Freshman (2019-20):** Played in all 33 contests, starting the final 23 games, and averaged 7.7 points, 2.8 rebounds, 1.9 assists and 1.3 steals in 25.5 minutes per game. His team-leading 44 steals

is the third-most by a rookie in program history. Registered 16 games with multiple steals and ranked eighth in the WCC with 1.3 steals per game.

## HIGH SCHOOL

Graduated from Perry High School in Gilbert, Arizona. As a senior, ranked No. 9 among prep players in Arizona by 247Sports.com after averaging more than 25 points per game his last year. Named the Chandler Unified School District Player of the Year as a junior. Named the 2017-18 Region Offensive Player of the Year after averaging 23.3 points, 3.0 assists and 4.0 rebounds per game.

## PERSONAL

His parents are Ronald and Nicole Williams, who were both members of the U.S. Air Force. Has one younger brother and an older sister. Williams was born in Denver, Colorado, but moved to Arizona when he was seven years old. Volunteered at Feed My Starving Children during high school.

### REGULAR SEASON CAREER HIGH

MIN	40	at LAL	2/7/23
FGM	12	vs. UTA	3/5/23
FGA	19	at LAL	2/7/23
3PM	4	vs. UTA	3/5/23
3PA	6	at LAL	2/7/23
FTM	8 (2x) MR	vs. CHA	3/28/23
FTA	9 (2x) MR	vs. CHA	3/28/23
OR	4 (2x) MR	at SAS	3/12/23
DR	9	vs. PHO	3/19/23
TR	10 (2x) MR	vs. PHO	3/19/23
AST	11	vs. TOR	11/11/22
STL	6	at LAL	2/7/23
TO	4 (4x) MR	vs. DET	3/29/23
BLK	3	vs. DAL	1/8/23
PTS	32	vs. UTA	3/5/23

### CAREER REGULAR SEASON STATISTICS

Year	Team	G	GS	MIN	FGM-A	3PM-A	FTM-A	OFF	DEF	REB	AST	STL	BLK	TO	PTS	RPG	APG	PPG
22-23	OKC	75	62	2276	414-794	73-205	155-191	84	253	337	248	103	35	123	1056	4.5	3.3	14.1
Career	OKC	75	62	2276	414-794	73-205	155-191	84	253	337	248	103	35	123	1056	4.5	3.3	14.1



# 6 JAYLIN WILLIAMS

POSITION: Guard/Forward HEIGHT: 6-10 WEIGHT: 250

**YEARS PRO**  
2nd NBA Season

**COLLEGE**  
Arkansas

**BIRTHDATE**  
06/29/02

**BIRTHPLACE**  
Fort Smith, Arkansas

**ACQUIRED**  
Drafted 34th overall by the Oklahoma City Thunder

### 2022-23 AVERAGES

Williams averaged 5.9 points, 4.9 rebounds, and 1.6 assists in 18.7 minutes per contest.

### NBA CAREER

**2022-23 NOTES:** Williams appeared in 49 games for the Thunder, including 36 starts. In his first career game, Jaylin scored four points, grabbed six rebounds, and dished out two assists in a loss to Minnesota. Jaylin scored 11 points and grabbed five rebounds in a win over the 76ers on 1/12. Scored 12 points and grabbed eight boards in a loss to the Warriors on 1/30. Williams scored 14 points on 2/7 in a win over the Lakers, before topping that with a career-high 15-point performance versus Golden State on 3/7. He grabbed a career-high 16 rebounds in a win over the Rockets on 2/15. Williams led the NBA in total charges taken with 43 total.

### G LEAGUE CAREER

**2022-23:** Williams appeared in 12 contests with the Blue during his rookie season and averaged 14.7 points on 62.1 percent shooting from the field while grabbing 8.7 rebounds and dishing out 5.7 assists. Williams also added 1.3 steals per game.

### COLLEGE

**2021-22 (Sophomore):** Played two seasons at the University of Arkansas, appearing in 37 games (35 starts), averaging 10.9 points, 9.8 rebounds and 1.29 steals in 31.6 minutes per game in his sophomore season. He was named to the 2021-22 SEC All-Defensive Team, the All-SEC First Team by coaches and All-SEC Second Team by media. Broke the Arkansas single season record with 364 rebounds and ranked sixth in the country in defensive rebounds per game (8.3). Posted 16 double-doubles which ranked 15th nationally. In the SEC, he ranked 8th in blocked shots (1.11), 15th in free throws made (102) and 18th in free throw percentage (.729). Led the NCAA in charges drawn with 54 and earned a Lefty Driesell Defensive All-America Team selection. **2020-21 (Freshman):** Played in 26 games (five starts) and averaged 3.7 points, 4.7 rebounds and 0.8 assists in 15.9 minutes per game. Became the only Razorback to come off the bench and get 10 rebounds three times in a season.

### HIGH SCHOOL

2020 Gatorade Arkansas Player of the Year. As a junior, was Arkansas Division I Player of the Year by the Northwest Arkansas Democrat-Gazette. As a senior, averaged 18.7 points and 12.2 rebounds while adding 2.5 blocks and 2.7 assists per contest. In the summer of 2019, was named to the All-EYBL Breakout Team. He averaged 11.8 points, 10.4 rebounds for Woodzz Elite.

### PERSONAL

Son of Michael and Linda Williams and has three brothers, Mikey, Marquis and Montell Williams, and one sister, Synora Phillips.

### REGULAR SEASON CAREER HIGH

MIN	32	vs. DET	3/29/23
FGM	6	vs. GSW	3/7/23
FGA	10	vs. GSW	3/7/23
3PM	3 (3x) MR	at UTA	4/6/23
3PA	5 (4x) MR	at UTA	4/6/23
FTM	4 (3x) MR	vs. PHO	3/19/23
FTA	6	vs. PHO	3/19/23
OR	3 (4x) MR	at GSW	4/4/23
DR	15	vs. HOU	2/15/23
TR	16	vs. HOU	2/15/23
AST	7	at LAL	2/7/23
STL	4	at SAS	3/12/23
TO	5	vs. IND	1/18/23
BLK	2	vs. UTA	3/3/23
PTS	15	vs. GSW	3/7/23

### CAREER REGULAR SEASON STATISTICS

Year	Team	G	GS	MIN	FGM-A	3PM-A	FTM-A	OFF	DEF	REB	AST	STL	BLK	TO	PTS	RPG	APG	PPG
22-23	OKC	49	36	914	102-234	46-113	38-54	44	197	241	76	28	12	37	288	4.9	1.6	5.9
Career	--	49	36	914	102-234	46-113	38-54	44	197	241	76	28	12	37	288	4.9	1.6	5.9



# 34 KENRICH WILLIAMS

POSITION: Guard/Forward HEIGHT: 6-7 WEIGHT: 210

**NBA YEARS**  
6th NBA Season

**PRIOR TO NBA**  
TCU

**BIRTHDATE**  
12/02/94

**BIRTHPLACE**  
Waco, Texas

**ACQUIRED**  
From New Orleans along with Zylan Cheatham, Josh Gray, Darius Miller, a 2023 second-round draft pick (via Washington) and a 2024 second-round draft pick (via Charlotte) from New Orleans, George Hill from Milwaukee, a protected 2023 first-round draft pick from Denver and a trade exception in a four-team trade in exchange for sending Steven Adams to New Orleans on 11/24/20.

### CAREER AVERAGES

In 253 games (70 starts) with Oklahoma City and New Orleans, averaged 6.8 points, 4.6 rebounds and 2.0 assists in 22.2 minutes, while shooting 46.8 percent from the field.

### 2022-23

**AVERAGES:** Appeared in 53 games and averaged 8.0 points, 4.9 rebounds, 2.0 assists and shot 51.7 percent in 22.8 minutes per game.

### NBA CAREER

**2022-23 NOTES:** Appeared in 53 games and averaged 8.0 points, 4.9 rebounds, 2.0 assists and shot 51.7 percent in 22.8 minutes per game. Williams posted 10 points and seven rebounds in the Thunder's first win of the season on 10/25 versus the Clippers. On 11/7 Williams scored 11 points, grabbed eight rebounds, and dished out four assists in a loss to the Pistons. In a win over Dallas on 1/8, Kenrich posted a 14-point, 10-rebound double-double. Williams dished out a career-high 10 assists in a win over the Pacers on 1/18/23 to go along with 10 points. Before Kenrich suffered a season ending wrist surgery versus the Sacramento Kings on 2/28/23, he led the league in charges drawn with 26. Williams eclipsed double figures scoring in 16 of his 53 appearances last season, and his 51.7 percent shooting from the field marked the second best percentage of his career. **2021-22:** Scored in double figures in 14 games this season and grabbed 10+ rebounds in two games. Played 1,072 total minutes, just shy of his career-season-high 1,079 minutes set his rookie year (2018-19). Has recorded 100+ assists in two consecutive seasons, with 108 dimes this year and 152 last season. On 2/14, he scored 13 points on 6-of-9 made field goals with four rebounds, three assists and a steal at New York in what eventually was his last game of the season. With his performance against the Knicks, he reached 1,300 career points and 400 career assists. Recorded season-highs of 12 rebounds and six assists vs. Toronto on 2/9 and finished with six



points, one block and a steal. On 2/12 at Chicago, he made a career-best four free throws and shot 4-for-5 from the field to finish with 12 points. Nearly posted a double-double at Minnesota on 1/5 as he finished with 10 points, nine rebounds and four steals, marking his third-most rebounds this season. He recorded a team season-high three games with at least four steals. On 12/20 at Memphis, he scored 13 points, matching his second-highest scoring output this season behind 5-of-6 shooting from the field. Swiped four steals against Detroit on 12/6 and another four at Toronto on 12/8, becoming the seventh player this season to record at least 4+ steals in consecutive games. Posted a season-high 17 points on a nearly perfect shooting night, going 6-for-9 from the field and 5-for-6 from 3-point range, while matching his career-high five made 3-pointers on 12/15 vs. New Orleans. Scored 13 points along with eight rebounds on 11/4, marking the second time in his career that he posted at least those numbers in a game (1/30/19). Posted the second-longest streak of his career with at least one made three-pointer in eight consecutive games (5/2/21-10/27/21). **2020-21:** Led Oklahoma City in scoring three times, in rebounding four times and in assists eight times. Recorded 23 games in double figures, including two 20-point outings. Grabbed 10+ rebounds once. On 5/11 at Sacramento, led the Thunder with 20 points, four assists, four steals and two blocks, shooting 8-of-15 from the field and 4-of-5 from three-point range. On 5/8 at Golden State, went 6-of-9 from the floor to record 13 points, five rebounds and five assists. On 5/2 vs. Phoenix, produced 15 points, five rebounds and two assists. On 4/21 at Indiana, logged 15 points and seven rebounds for the second straight night along with two assists, two steals and a block. 4/19 at Washington, finished with 15 points, seven rebounds and three assists. On 4/18 at Toronto, logged 12 points (4-5 FG, 2-2 3FG, 2-2 FT), two rebounds, two assists and two steals. On 4/3 at Portland, registered 18 points, five rebounds and two assists. On 3/31 vs. Toronto, finished just shy of a double-double with 10

points and eight rebounds. On 3/16 at Chicago, produced 14 points, five rebounds and four assists, shooting 6-of-9 from the field and 2-for-2 from three. In the win over Memphis on 3/14, went 7-for-8 from the field to produce 17 points, four rebounds and three assists. On 3/13 vs. New York, went 6-of-10 from the field to register 13 points, three assists and two rebounds. On 2/26 vs. Atlanta, went 7-of-9 from the field to log 15 points, two rebounds and two assists. On 2/12 at Denver, grabbed a team-best 11 rebounds, a game-high-tying nine assists and seven points. On 2/10 at L.A. Lakers, set a new career high with 24 points, six rebounds, two assists and three steals, shooting 11-of-14 from the field and 2-of-3 from long range. On 2/8 at L.A. Lakers, finished with seven points, eight rebounds, two assists, one block and one steal. On 2/6 vs. Minnesota, nearly notched a double-double with a game-high-tying nine rebounds and 10 points while swiping two steals. Made his first start with the Thunder on 2/5 vs. Minnesota, registering nine points (4-6 FG), four rebounds, two assists and two steals. In the win over Houston on 2/3, went 7-of-8 from the field and a perfect 3-of-3 from long range to pour in 19 points and six rebounds off the bench. On 1/25 at Portland, finished with seven points, seven rebounds, two assists and a steal. On 1/15 vs. Chicago, went a perfect 6-for-6 from the floor to register 14 points, five rebounds, two assists and two steals. On 1/13 vs. L.A. Lakers, logged nine points on 4-for-5 shooting, five rebounds, four assists, a

#### REGULAR SEASON CAREER HIGH

MIN	40 (2x)	at LAL	2/10/21
FGM	11	at LAL	2/10/21
FGA	15	at SAC	5/11/21
3PM	5 (2x)	vs. NOP	12/15/21
3PA	9	vs. DEN	1/30/19
FTM	4	at CHI	2/12/22
FTA	7	at CHI	2/12/22
OR	6 (3x)	at DET	11/7/22
DR	11	at HOU	1/29/19
TR	16	at HOU	1/29/19
AST	10	vs. IND	1/18/23
STL	5 (3x)	vs. SAC	2/28/23
TO	5 (2x)	at PHI	4/26/21
BLK	3 (2x)	vs. PHI	12/31/22
PTS	24	at LAL	2/10/21

#### CAREER REGULAR SEASON STATISTICS

Year	Team	G	GS	MIN	FGM-A	3PM-A	FTM-A	OFF	DEF	REB	AST	STL	BLK	TO	PTS	RPG	APG	PPG
18-19	NOP	46	29	1079	107-279	52-156	13-19	55	164	219	83	45	19	36	279	4.8	1.8	6.1
19-20	NOP	39	18	832	51-147	25-97	9-26	51	136	187	57	27	21	22	136	4.8	1.5	3.5
20-21	OKC	66	13	1428	219-411	52-117	36-63	84	189	273	152	55	17	76	526	4.1	2.3	8.0
21-22	OKC	49	0	1072	146-317	41-121	30-55	75	145	220	108	44	10	46	363	4.5	2.2	7.4
22-23	OKC	53	10	1206	179-346	50-134	17-39	97	164	261	105	45	14	32	425	4.9	2.0	8.0
Career	--	253	70	5615	702-1500	220-625	105-202	362	797	1159	505	216	81	212	1729	4.6	2.0	6.8

steal and a block. Sat out six games (coach's decision). **2019-20:** Appeared in 39 games (18 starts) with New Orleans, averaging 3.5 points, 4.8 rebounds, 1.5 assists, and 0.7 steals in 21.3 minutes per contest while shooting .347 from the floor. Scored in double figures three times and rebounded in double figures four times. Prior to the NBA restart, averaged 3.8 points, 5.1 rebounds, and 1.5 assists in 35 games (18 starts). Notched seven rebounds and a season-high five assists on 12/11 at Milwaukee. Scored eight points and grabbed a season-high 13 boards on 11/19 vs. Portland. Tallied eight points and 10 rebounds vs. LA Clippers on 11/14. Grabbed 11 rebounds vs. Houston (11/11), his fifth career double-digit rebound performance. Racked up 16 points, six rebounds, two assists, and three steals vs. Golden State on 10/28. Missed 27 games from 1/8-3/8 due to a back injury. **2018-19:** In 46 games (29 starts) with New Orleans, averaged 6.1 points, 4.8 rebounds, 1.8 assists, and 1.0 steal in 23.5 minutes per contest while shooting 38.4 percent from the floor, 33.3 percent from three-point range and 68.4 percent from the line. Scored in double-figures nine times and rebounded in double-figures four times. Racked up nine points, five rebounds, four assists, and a career-high five steals vs. Toronto on 3/8. Tallied nine points and 12 rebounds vs. Oklahoma City on 2/14, his third double-digit rebounding effort of the season. Notched his first NBA double-double, tallying 10 points, 13 rebounds, and a career-high seven assists on 2/9 at Memphis. Tallied 19 points, six rebounds, and two assists vs. Minnesota (2/8). Made his first NBA start on 2/4 vs. Indiana, tallying eight points, eight rebounds, and notching season highs with five assists and two steals. Notched 12 points, eight rebounds, and three assists on 2/2 at San Antonio. Poured in a career-high 21 points off the bench while connecting on five three-pointers vs. Denver on 1/30, becoming the second rookie this season to connect on five triples in one of their first 16 career games, with the first being Atlanta's Trae Young. Pulled down a career-high 16 rebounds at Houston (1/29) after entering the game with 15 total rebounds in his career, setting the Pelicans franchise record for rebounds by a guard and becoming the first player since Blake Griffin (11/17/10) to grab at least 16 rebounds in one of their first 15 career games. Scored two points and grabbed four re-

bounds in 18 minutes of action on 1/24 at Oklahoma City. Recorded the first two assists of his career vs. Memphis on 1/7. Scored his first NBA points at Portland on 11/1, netting five points on 2-of-2 shooting from the field. Made his NBA debut at Houston (10/17), seeing two minutes of action.

#### NBA G LEAGUE CAREER

**2018-19:** Appeared in seven games (one start) on assignment in the NBAGL with the Texas Legends and Westchester Knicks during the 2018-19 season, averaging 13.9 points, 10.3 rebounds, 3.3 assists and 2.14 steals in 30.1 minutes per game, shooting 52.5 percent from the floor.

#### COLLEGE

Played three seasons at TCU after spending his freshman campaign at New Mexico Junior College, appearing in 102 games (85 starts) for the Horned Frogs in which he averaged 11.0 points, 8.6 rebounds, 2.7 assists, and 1.4 steals. **2017-18 (Senior):** At TCU, started in all 32 games played. Averaged 9.3 rebounds, the second-most in the Big 12 and 34th-most in the NCAA. Led TCU in rebounding for the third time in his career, joining Gary Turner as the only TCU players to lead his team in rebounding for three seasons. Had 6.5 defensive boards per game, which ranked second in the Big 12, and 2.8 offensive rebounds per game, which ranked fifth in the Big 12. Grabbed at least six rebounds in 30 of 32 games played. Finished with 877 career rebounds, the fourth-most in school history. Averaged 13.2 points per game, which ranked second on the team and 16th in the Big 12. Shot .477 from the field, the 15th-best in the Big 12. Shot .395 from 3-point range, the 12th-best in the Big 12. Recorded 3.9 assists per game, the sixth best in the Big 12. Started 32-of-32 games played and logged 36.0 minutes per game, the second-best in the Big 12. Had 13 double-doubles, which tied for the second-most in the Big 12 and finished with 34 for his career. Recorded at least 20 points five times including a career-high 27 points in 40 minutes of action in a win over SMU (12/5). Recorded 26 points, with the help of 7-of-11 shooting from 3-point range, eight rebounds and four assists in a double-overtime loss at Texas (1/10). Had a season-high seven assists twice, vs. ULM (11/10) and at West Virginia (2/12). Was named

the Most Outstanding Player of the Emerald Coast Classic after recording 23 points and 17 rebounds against New Mexico (11/24) and 17 points and 12 rebounds against St. Bonaventure (11/25). **2016-17 (Junior):** At TCU, after 618 days away from competition, made his season debut against Jacksonville State (11/18/16). Started 36 of 37 games played. Nearly averaged a double-double with 11.4 points and 9.7 rebounds. His 9.7 rebounds and 3.3 offensive rebounds per game each ranked No. 2 in the Big 12 and No. 25 in the NCAA. Ranked first in the Big 12 and 11th in the NCAA with 19 double-doubles. Ranked No. 5 all-time at TCU for the most rebounds in a season with 359. Became the only player in school history to record over 400 points (421), 300 rebounds (359) and 100 assists (101) in a season. Was one of six NCAA DI players to record 400/300/100 this season. Recorded the second triple-double in TCU history with 11 points, 14 rebounds and a season-high 10 assists against Richmond (3/21) in the quarterfinals of the NIT. Was one of 23 NCAA DI players to record a triple-double this season. Recorded a double-double in all five NIT games and averaged 15.6 points, 12.0 rebounds and 5.0 assists over that time. Had 13 points and 10 rebounds against Fresno State (3/15) for TCU's first double-double in postseason since Lee Nailon had 27 points and 14 rebounds in the 1999 NIT vs. Oregon. Grabbed at least five boards in all but three games and 10 or more rebounds 23 times. Recorded a season-high 18 rebounds at UNLV (11/25). Played 1,211 total minutes, the sixth-most in school history. Scored in double-figures 25 times including a season-high 25 points in the NIT championship game against Georgia Tech (3/30). **2015-16 (Redshirt):** Sat out the entire campaign with a knee injury. **2014-15 (Sophomore):** At TCU, scored in double-figures 15 times, while leading the Frogs in rebounding in nine games. Tallied a double-double in three games, including a 10-point, 16-board outing versus Texas Tech in late February, which helped TCU continue a three-game home winning streak versus conference opponents during a late February stretch. Williams, who closed the regular-season scoring a career-high 17 points, while grabbing nine boards versus nationally ranked Iowa State, recorded eight double-digit outings against conference foes. All but one of his season highs came

in Big 12 games. Wrapped-up league play ranking No. 7 overall in rebounding after averaging 6.8 rebounds a contest and No. 3 in offensive rebounds with 2.78 offensive boards a game. On the season, Williams finished No. 5 overall in rebounds (6.7) and No. 3 in offensive rebounds (2.82), respectively. Was named MVP of the Corpus Christi Coastal Classic after posting his first career double-double with 10 points and 11 boards against Mississippi State. Notched eight double-digit outings against league foes, while starting the last half of the season. Had 10 or more points versus Texas Tech, K-State, Oklahoma, Baylor, Kansas, West Virginia and Texas in conference play. Finished with eight or more rebounds in 12 games. **2013-14 (Freshman):** Competed at New Mexico Junior College as a freshman during the 2013-14 season where he earned all-conference honors. Averaged 10.1 points per game in 34 games, while shooting almost 60 percent from the field. Grabbed 6.9 boards per contest. Closed out the year with 18 double-digit outings, which included a 23-point outburst on 11-of-19 from the field in late February against Clarendon College. Helped lead the Thunderbirds, who were ranked as high as No. 7 in the country in 2013-14, to the second round of the NJCAA Men's National Basketball Championship and a 27-7 record for head coach James Miller.

#### HIGH SCHOOL

Averaged 14.6 points, 9.9 rebounds and 2.1 steals during his final year at Waco University. Was the 2013 District 8-4A Defensive Player of the Year. Led Waco to a 28-5 record, which included a district championship and a march to the 4A Region I quarterfinals. Played AAU ball for Texas Rise.

#### PERSONAL

Earned the nicknamed 'Kenny Hustle' while at TCU due to his relentless effort, diving at loose balls, and chasing down rebounds. Likes to listen to music and watch film as part of his pre-game routine. Best moment of his NBA career is scoring his first points. Drake is his celebrity lookalike. LaDainian Tomlinson is his favorite athlete of all time. Wanted to be a football player as a child. Father to one daughter, Layla.

## TWO-WAY PLAYERS



# 18 KEYONTAE JOHNSON

POSITION: Forward HEIGHT: 6-6 WEIGHT: 235

## NBA YEARS

Rookie

## PRIOR TO NBA

Kansas State

## BIRTHDATE

05/04/00

## BIRTHPLACE

Norfolk, Virginia

## ACQUIRED

Johnson was selected with the 50th overall pick in the 2023 NBA Draft.



## 2022-23 AVERAGES

Johnson posted a career-high 17.4 points per game on 51.6 percent shooting to go along with 6.8 rebounds, 2.1 assists, and 1.0 steal in 34.1 minutes per contest.

## COLLEGE

Played his fourth season of college basketball at K-State in 2022-23 after playing 3 seasons at Florida (2018-21). Was part of 100 wins and 4 postseason teams (NCAA Tournament appearances in 2019, 2021 and 2023) at Florida and K-State with a probable fifth cancelled due to COVID-19, including trips to the second round of the NCAA Tournament in 2019 and 2021 and the Elite Eight in 2023. Saw action in 108 career games with 92 starts, including 36 starts at K-State in 2022-23. Played in 71 games at Florida with 55 starts from 2018-21. Finished his college career with 1,416 career points (13.1 ppg.) on 51.9 percent shooting (538-of-1037), including 38.9 percent (103-of-265) from 3-point range, with 713 rebounds (6.6 rpg.), 175 assists (1.6 apg.), 29 blocks (0.3 bpg.) and 117 steals (1.1 spg.) in 3,132 points (29.0 mpg.). One of just 12 players in school history to eclipse 600 points in a single season at K-State in 2022-2. His 627 points rank No. 9 on the single-season list. Eclipsed 1,000 career points while playing at K-State in a game vs. Radford (12/21/22). Posted 72 career double-digit scoring games, including 18 games of at least 20 points. 15 of his 18 20-point games came against high-major competition, including Baylor (1/25/20) when Jerome Tang was on staff and 9 times in 2022-23. His career-high of 28 points came at K-State, against Nevada (11/22/22) and at No. 6/6 Texas (1/3/23). Scored in double figures in 34 of 36 games at K-State, including 10 games of at least 20 points. Totaled 19 career double-doubles (points/rebounds), which included 13 at Florida and 6 at K-State. Among those 19 double-doubles were eight 20-point, 10-rebound double-doubles. His first 20/10 double-double came vs. Arkansas (3/14/19) with 20 points and 12 rebounds at the SEC Tournament. Also had 22 points and 12 rebounds vs. St. Joseph's (11/21/19), 24 points and 10 rebounds vs. Arkansas (2/18/20), 25 points and 11 rebounds vs. LSU (2/26/20) and 24 points and 12 rebounds vs. Boston College (12/3/20), all while at Florida. Accomplished the feat three times at K-State, including 20 points and 12 rebounds at Butler (11/30/22), 23 points and 11 rebounds vs. Nebraska (12/17/22) and 22 points and 12 rebounds at No. 8/8 Kansas (1/31/23). Grabbed more than 700 rebounds in his college career, including better than 200 3 times. Dished out 175 assists in his college career, including 77 at K-State in 2022-23. Had 117 steals in his college career, including 38 in 2018-19 and 2019-20. Connected on better than 47 percent of his field goals in each of his four seasons of college basketball, including hitting on 64.1 percent (25-of-39) in 2020-21. Hit on 56.4 percent (435-of-772) of his 2-point field goals. Has shot better than 64 percent from the free throw line in each of his seasons in college, including better than 76 percent in 2019-20 and 2020-21. One of the few players to play for and against one of his former schools, as he had a double-double (15 points, 11 rebounds) in the Wildcats' win over Florida (1/28/23) in the Big 12/SEC Challenge. Also played against Jerome Tang while Tang was the associate head coach at Baylor, as the Bears defeated the Gators, 72-61, in the SEC/Big 12 Challenge on Jan. 25, 2020, despite a game-high 20 points from Johnson. Experienced a medical emergency on Dec. 12, 2020, during Florida's game at Florida State that sidelined him for the remainder of his junior season (2020-21).

## PERSONAL

Son of Marrecus and Sharnika Johnson. Mother, Sharnika, is a sheriff. Has three siblings (Brianna, Ebony and Zimarya). Earned a bachelor's degree in Education Sciences from Florida in Spring 2022.

## CAREER REGULAR SEASON STATISTICS

Year	Team	G	GS	MIN	FGM-A	3PM-A	FTM-A	OFF	DEF	REB	AST	STL	BLK	TO	PTS	RPG	APG	PPG
18-19	Florida	36	20	855	111-236	23-63	23-63	68	161	229	45	38	12	48	290	6.4	1.3	8.1
19-20	Florida	31	31	970	166-305	30-79	73-95	54	167	221	49	38	10	53	435	7.1	1.6	14.0
20-21	Florida	4	4	81	25-39	3-7	11-14	2	16	18	5	4	0	11	64	4.5	1.3	16.0
21-22	Florida	1	1	-	-	-	-	-	-	-	-	-	-	-	-	-	-	-
22-23	Kansas State	36	36	1228	236-457	47-116	108-151	54	191	245	77	37	7	106	627	6.8	2.1	17.4
Career	--	108	92	3134	538-1037	103-265	237-330	178	535	713	176	117	29	218	1416	6.6	1.6	13.1



# 30 OLIVIER SARR

POSITION: Center HEIGHT: 6-11 WEIGHT: 240

## NBA YEARS

3rd NBA Season

## PRIOR TO NBA

Kentucky

## BIRTHDATE

02/20/1999

## BIRTHPLACE

Niort, France

## ACQUIRED

Signed to a Two-Way Contract on 8/21/23.

## 2022-23 AVERAGES

Sarr appeared in nine games, averaging 4.0 points and 3.4 rebounds in 12.7 minutes of action per game.

## NBA CAREER NOTES

2022-23: Sarr posted five points, two rebounds, and one block in a loss to Phoenix on 3/8. Oliver tallied four points, six rebounds, two assists and two blocks in a one-point win over the LA Clippers on 3/21. Sarr finished strong, posting a 22-point, 15-rebound double-double in the regular season finale victory over the Grizzlies. 2021-22: Appeared in 22 games for the Oklahoma City Thunder and averaged 7.0 points on 57.4 percent shooting along with 4.2 rebounds and 0.9 assists in 19.1 minutes of action. Opened his Thunder season debut with four points, five rebounds, and two blocks in a loss to Sacramento on 12/28. Scored 12 points and grabbed four boards against the Kings on 2/28. Posted a near double-double with 11 points and nine boards versus Utah on 3/6. Sarr closed the final five games of the season.

## G LEAGUE CAREER NOTES

2022-23: Olivier appeared in 12 games with the Oklahoma City Blue and tallied averages of 12.8 points on 57.0 percent shooting, 8.8 rebounds, 2.2 assists, and 2.4 blocks in 24.9 minutes per contest. 2021-22: Sarr appeared in 23 games for the Blue and averaged 7.7 points on 52.4 percent shooting while grabbing 5.7 rebounds and 1.1 assists.

## COLLEGE

Declared for the 2021 NBA Draft following the season to forgo his remaining collegiate eligibility. Finished with 934 career points, 626 rebounds and 111 blocked shots. Averaged 10.8 points and 5.2 rebounds as a senior. Had a team-high-tying two games with 20 or more points. Notched a team-high three double-doubles on the season. Ranked third on the team in scoring and third in rebounding. Scored in double figures in 14 games, including nine of the final 12 games. Junior year, he averaged 13.7 points and 9.0 rebounds per game and had 11 double-doubles and 33 blocks. Sarr was named to the Third Team All-ACC and runner-up for ACC Most Improved Player. He averaged 10.8 points, 5.2 rebounds and 1.2 blocks per game while at Kentucky. Two-time ACC Player of the Week, becoming the 12th different Deacon to win it twice in a season. Sophomore year named to the All-ACC Academic Team and during this time, Sarr led the team with 25 blocks and started 16 games, averaging 6.2 points and 5.5 rebounds per game. Scored in double figures in four games. Freshman year, he averaged 3.2 points and 3.0 rebounds per game as a freshman. Appeared in 30 games off the bench and finished second on the team with 21 blocks.



## REGULAR SEASON CAREER HIGH

MIN	42	vs. MEM	4/9/23
FGM	10	vs. MEM	4/9/23
FGA	15	vs. MEM	4/9/23
3PM	5	vs. PHO	4/3/22
3PA	6	vs. PHO	4/3/22
FTM	4 (2x)	vs. MEM	4/9/23
FTA	4	vs. POR	4/5/22
OR	5	vs. POR	4/5/22
DR	13	vs. MEM	4/9/23
TR	15	vs. MEM	4/9/23
AST	3	vs. CHA	3/14/22
STL	2	at POR	3/28/22
TO	3	vs. UTA	3/6/22
BLK	2 (8x)	at LAC	3/21/23
PTS	24	vs. PHO	4/3/22

## CAREER REGULAR SEASON STATISTICS

Year	Team	G	GS	MIN	FGM-A	3PM-A	FTM-A	OFF	DEF	REB	AST	STL	BLK	TO	PTS	RPG	APG	PPG
21-22	OKC	22	2	421	58-101	13-29	24-29	34	59	93	19	6	15	22	153	4.2	0.9	7.0
22-23	OKC	9	1	114	15-30	1-5	14-22	12	19	31	4	1	5	4	36	3.4	0.4	3.4
Career	--	31	3	535	73-131	14-37	29-36	46	78	124	23	7	20	26	189	4.0	0.7	6.1





# 12 LINDY WATERS III

POSITION: Guard HEIGHT: 6-6 WEIGHT: 198

**NBA YEARS**  
2nd NBA Season, Two G League Seasons

**PRIOR TO NBA**  
Oklahoma State

**BIRTHDATE**  
07/28/97

**BIRTHPLACE**  
Norman, OK.

**ACQUIRED**  
Signed a Two-Way contract on 2/11/22



## 2022-23 AVERAGES

Appeared in 41 games and averaged 5.2 points and 1.8 rebounds in 13.0 minutes per game.

## 2022-23 NOTES

Made his season debut and scored his first bucket of the season at home against the Minnesota Timberwolves on 10/23. In a last second win over Washington on 11/16, Waters II scored nine points, grabbed 4 boards, and had two assists. Followed that performance up the following game against the Grizzlies on 11/18 by posting eight points and four boards. In a win over Dallas on 1/8 Waters III scored eight points on 50 percent shooting to go along with four rebounds. In a one-point loss to the Miami Heat on 1/10 Lindy scored nine points and grabbed five rebounds. Waters III knocked down 4-of-6 FGA on his way to 12 points and seven rebounds in a loss to the Kings on 2/26. Lindy scored a season-high 23 points on 7-of-14 FGs, including 6-of-12 from long distance, in a loss to Phoenix on 3/8/23. **2021-22:** Tied the Thunder rookie record with seven made three-pointers (7-13 3FG) and went 9-for-15 from the field en route to a season-high 25 points on 3/30 vs. Atlanta. He made 2-or-more three-point field goals in eight-straight games (3/23-4/6), only 10 other Thunder players have recorded the same such streak. The rookie made 53 threes since making his NBA debut on Feb. 11 and ranked fourth among all NBA rookies during that span, just ahead of teammate Tre Mann in fifth (45). Became the fifth rookie in NBA history to record four-or-more three-point field goals in four consecutive games after going 4-for-10 from beyond the arc on 4/1 vs. Detroit. The only rookies with a longer such streak are Allen Iverson (1997)

and Jalen Green (2022) with five straight. The last Thunder player to make 4+ three in 4+ straight games was Paul George with six straight (2/1-2/11/19). Knocked down at least four made 3-pointers in seven games this season, which tied for the fourth-most such games by a rookie in the NBA. On 3/26 at Denver, he scored 14 points behind four made three-pointers and matched his career-high three assists, marking his fourth double-digit scoring game on the year. On 3/13, posted career-highs for the second time in three games, when he finished with 16 points, six made field goals, four three-pointers, three assists and two steals vs. Memphis. Made his first career start at Minnesota on 3/9 and finished with eight points, four rebounds and a season-high three assists. On 3/8 vs. Milwaukee, he scored 16 points on six made field goals and four three-pointers. Scored eight points and grabbed a season-high five rebounds at Indiana on 2/25. Scored his first NBA points on 2/16 vs. San Antonio as he went 2-for-3 from the field and sank one three-pointer. Made his NBA debut on 2/11 at Philadelphia.

## 2022-23 NBA G LEAGUE

Appeared in 13 games (12 starts) for the Thunder's G League affiliate, the Oklahoma City Blue, this season and averaged 16.4 points, 5.7 rebounds, 3.3 assists, and 1.7 steals per contest. Waters II connected on 48 percent of his attempts from the field, including 37 percent from long distance. **2021-22:** Appeared in 28 games (14 starts) for the Oklahoma City Blue, this season and averaged 8.3 points, 3.3 rebounds, 1.1 assists and 1.11 steals in 19.9 minutes per game. He was shooting 48.8 percent from beyond the arc during the regular season, at the time of his call up, which ranked fourth in the G League.

## COLLEGE

The Norman, Okla. native played four seasons at Oklahoma State University where he appeared in 121 games (104 starts) and averaged 9.5 points, 3.6 rebounds and 2.1 assists in 27.9 minutes per game. He earned second team Academic All-Big 12 honors in 2020 and ended his career as just the 11th OSU player to record at least 1,000 points, 250 assists and 100 steals. His 104 career starters tied for 10th in program history. Named All-Big 12 Honorable Mention after a breakout junior campaign with the Cowboys as he shot 44.8 percent from 3-point range on the year, which is the fourth-best single-season mark in Cowboy history. Hauled in 346 career defensive rebounds, which ranked 18th in program history. Was just the 42nd player in program history to reach the 1,000-point plateau.

## PERSONAL

Son of Lisa and Lindy Waters, Jr. and has three sisters Lindsey, Loren and Leana. Lindy's father was a standout basketball player at Southern Nazarene. Was named "Indian of the Year" in 2019 by the American Indian Exposition, one of the nation's oldest and largest intertribal celebrations. Celebrates his Kiowa/Cherokee heritage and his Kiowa name is "Pao", which means "three".

## REGULAR SEASON CAREER HIGH

MIN	33	vs. ATL	3/30/22
FGM	9	vs. ATL	3/30/22
FGA	15	vs. ATL	3/30/22
3PM	7	vs. ATL	3/30/22
3PA	13	vs. ATL	3/30/22
FTM	3 (3x)	MR at SAS	3/12/23
FTA	4	at MIA	1/10/23
OR	3 (2x)	MR at UTA	4/6/23
DR	7	vs. SAC	2/26/23
TR	7	vs. SAC	2/26/23
AST	4	vs. DET	4/1/22
STL	3 (2x)	MR vs. PHO	4/3/22
TO	3	at POR	3/28/22
BLK	2	vs. UTA	3/6/22
PTS	25	vs. ATL	3/30/22

## CAREER REGULAR SEASON STATISTICS

Year	Team	G	GS	MIN	FGM-A	3PM-A	FTM-A	OFF	DEF	REB	AST	STL	BLK	TO	PTS	RPG	APG	PPG
21-22	OKC	25	1	465	71-175	53-146	4-5	6	67	73	24	19	8	11	199	2.9	1.0	8.0
22-23	OKC	41	0	531	70-178	58-162	16-20	16	59	75	28	14	11	10	214	1.8	0.7	5.2
<b>Career</b>	--	<b>66</b>	<b>1</b>	<b>996</b>	<b>141-353</b>	<b>111-308</b>	<b>20-25</b>	<b>22</b>	<b>126</b>	<b>148</b>	<b>52</b>	<b>33</b>	<b>19</b>	<b>21</b>	<b>413</b>	<b>2.2</b>	<b>0.8</b>	<b>6.3</b>

## BASKETBALL OPERATIONS



### **SAM PRESTI** **EXECUTIVE VICE PRESIDENT** **& GENERAL MANAGER**



Sam Presti enters his 17th season with the Oklahoma City Thunder franchise after being named the 11th General Manager in club history on June 7, 2007 at 29 years old, making him the second-youngest person to ever hold the position in NBA history and today Presti stands as the third-most tenured head of basketball operations in the NBA.

Prior to his second season with the Thunder, Presti was promoted to Executive Vice President and General Manager by Professional Basketball Club Chairman, Clayton I. Bennett. Presti and Bennett represent the second-longest pairing for a Governor of an NBA team and head of basketball operations.

Presti led the Thunder to the second-best record in the NBA for more than a decade stretch that spanned from 2009 through 2020. After advancing to the 2020 Playoffs, the Thunder became one of just three teams (Boston and San Antonio) to reach the postseason 10 times during the prior 11 seasons.

Since the NBA/ABA merger in 1976 the Thunder enjoyed the most successful first 15 seasons of any expansion or relocation team. The Thunder ranks first in wins per season, winning percentage, net rating, playoff series wins, Conference Finals Appearances and tied for 1st in NBA Finals appearances, compared to the other 17 expansion or relocation teams. Additionally, the Thunder ranks first with four First Team All-NBA players (nine total First Team All-NBA selections) when compared across the same timeline to those other 17 teams.

During Presti's tenure the Thunder has captured five Northwest Division Championships and reached the Conference Finals four times, including the team's trip to the NBA Finals in 2012. From 2009-2019, the Thunder averaged the second-best net rating (+4.6) and had the third-most seasons with a net rating of +6.0 or more behind only San Antonio and Golden State.

Throughout the Thunder's time in Oklahoma City, the organization has been known throughout the league as one of the premier franchises for player development. As a result, both Thunder teams and individuals have set historic marks for accomplishments at very young ages. During the past 15 seasons the Thunder became the youngest team in NBA history to win 50 games (2010), clinch a playoff berth (2010), win a playoff series (2011), advance to the NBA Finals (2012) and most recently, Oklahoma City became the youngest team in NBA history to win a play-in game (2023).

Continuing to reposition the franchise after a decade-plus of high performance, prior to the start of the 2020-21 season Presti and the Thunder executed 11 trades with 15 different teams, marking the most activity for a team in a single offseason since the advent of the NBA Draft Lottery in 1985.

Throughout his tenure, Presti has led with a method of consistent philosophies and values while using diverse roster building techniques to sustain several cycles of the Thunder. Entering the 2023-24 season Presti and the Thunder have amassed a total of 15 first-round and 20 second-round picks to accompany two first round pick swaps through the 2023 NBA Draft.

Following the 2016-19 season, Presti began repositioning and replenishing the franchise with a series of moves, acquiring Chris Paul, Gilgeous Alexander, Danilo Gallinari, eight first round draft picks and four pick swaps in separate deals involving Paul George, Russell Westbrook and Jerami Grant. In the George deal alone, the Thunder acquired five first round picks, a record for first round picks to come back in a single trade. This new version of the Thunder again made the playoffs in 2019, earning the fifth seed in the Western Conference as Presti finished second in Executive of the Year voting.

Throughout his time leading the Thunder's basketball operations efforts, Presti and his staff have enjoyed success with respect to the NBA Draft, beginning with the 2007 selection of Kevin Durant with the second overall pick. Presti went on to draft Russell Westbrook and Serge Ibaka in 2008 with the fourth and 24th selections, before taking James Harden with the third overall pick in 2009. The selections of Durant, Westbrook and Harden marked the only time in NBA history where future MVPs were selected by the same GM in three consecutive drafts. Presti and his staff have also been able to pick key contributors throughout the draft as evident by selecting Reggie Jackson 24th in 2011, Steven Adams 12th and Andre Roberson 26th in 2013 and Domantas Sabonis 11th in 2016. More recently, Josh Giddey was named the NBA's Rookie of the Month on four occasions during the 2021-22 season after being selected 6th overall in the 2021 NBA Draft and Jalen Williams finished second in Rookie of the Year voting at the conclusion of his first season after being selected 12th overall by Presti and the Thunder during the 2022 NBA Draft. Additionally, Chet Holmgren is set to make his NBA debut this season after being selected No. 2 overall in the 2022 NBA Draft.

After acquiring six-time All-Star Paul George in a landmark trade from the Indiana Pacers in June of 2017, George then signed a multi-year deal with the Thunder in the summer of 2018. This occurred the year after Oklahoma City signed Westbrook to his third multi-year contract extension in September of 2017. More recently, the Thunder signed Gilgeous-Alexander to a multi-year contract extension in 2021 and this past season Gilgeous-Alexander was named to the All-NBA First Team. During Presti's tenure the Thunder front office have either drafted or traded for 11 All-Stars (K. Durant, R. Westbrook, J. Harden, V. Oladipo, D. Sabonis, P. George, C. Anthony, C. Paul, A. Horford, K. Walker and Gilgeous Alexander). Since 2008, the Thunder leads the NBA with 16 First Team or Second Team All-NBA appearances.

With Presti at the helm, the Thunder advanced to the postseason five straight years (2010-14) and at the conclusion 2012-13 season, Oklahoma City became just the second team in NBA history (Boston Celtics; 1955-60) to increase its winning percentage for five consecutive seasons while maintaining a winning percentage of .700 or better in two of those seasons.

During the 2009-10 season, Oklahoma City experienced one of the largest turnarounds in NBA history. A year after winning 23 games, the Thunder concluded the 2009-10 season with a 50-32 record (.610) and captured the franchise's first playoff berth in Oklahoma City. The 27-win improvement was tied for the eighth-largest improvement in NBA history. Presti was named NBA Executive of the Year by Sporting News at the conclusion of the season.

During his tenure in OKC, Presti has hired three head coaches. Scott Brooks (2011) and Billy Donovan (2020) both earned Coach of the Year honors and Mark Daigneault, who was hired prior to the start of the 2020-21 season came second in 2022-23 Coach of the Year voting. Daigneault also became the first person in league history to serve as both head coach of a team's G League and NBA franchise.

Since 2010, the Thunder have produced the most front office members who have become general managers, as Rich Cho, Will Dawkins, Rob Hennigan, Michael Winger and Troy Weaver were all hired from the Thunder into that respective role.

After moving to Oklahoma City in July of 2008, Presti has stressed the importance of community involvement for both Thunder players and staff. Under his leadership, Thunder players have made more than 2,650 community appearances in and around Oklahoma City. Presti has also made it policy for every new player and staff member to tour the Oklahoma City National Memorial & Museum soon after joining the organization. Presti has also fostered staff wellness through the Thunder's longstanding work with the University of Pennsylvania, who is the leader in the areas of resilience and optimism training.

At the request of former NBA Commissioner David Stern and then Deputy Commissioner Adam Silver, Presti was named to the league's first-ever Competition Committee in May of 2012. During his term, which concluded prior to the 2018-19 season, Presti was a part of the committee that enacted several rule changes, such as concussion protocol, a package of rules to increase game flow, player rest policies, anti-flopping rules, deliberate away-from-the-play fouls, modifications to playoff seeding, qualification and tie-breakers, and adjustments to the NBA Finals scheduling format.

Additionally, Presti was asked to serve on the NBA's Instant Replay Committee in 2009, which helped to lay the groundwork for rules changes that the Competition Committee would later make regarding instant replay expansion and the expanded use of the replay center. He has also been a part of the General Manager Sub-Committee which was designed to help identify opportunities to enhance the future of the NBA.

Prior to joining the Thunder, Presti held a variety of roles with the San Antonio Spurs. After starting in 2000 as a video intern for Gregg Popovich, Presti moved up through the front office ranks under the leadership of R.C. Buford before being elevated to the position of Vice President and Assistant General Manager. As a member of the Spurs, Presti was part of NBA Championship teams in 2003, 2005 and 2007, as well as five division titles.

Presti earned his bachelor's degree in 2000 in communications, politics and law with a minor in psychology from Emerson College in Boston, where he was the first Rhodes Scholar nominee in school history. The Concord, Mass. native served as team captain of the Emerson College basketball team during both his junior and senior seasons. In addition, Presti earned All-Academic honors two times and was twice selected to the Great Northeast Athletic Conference All-Tournament team.

He was honored with the Emerson College Young Alumnus Award in 2005. Presti has also completed Harvard University's Continuing Education program on leadership and decision-making. Consistent with his organizational commitment to community involvement, Presti has been equally supportive of several worthy causes in his personal life.

Presti was elected as a member of the Executive Committee at the Oklahoma City National Memorial & Museum after previously serving on the Board of Trustees. While on the Board, Presti helped lead the Memorial's Oklahoma Standard campaign, a movement built on the foundation of resilience, compassion, consistent acts of honor, service and kindness.

In June of 2019, the Presti family became significant benefactors to the Children's Hospital at OU Medicine, as their contributions provided renovations and upgrades to two procedure rooms at the Jimmy Everest Center for Cancer and Blood Disorders for Children and the Bone Marrow Transplant Unit at The Children's Hospital. The Presti's philanthropy also contributed to a significant construction project in the east lobby of The Children's Center. Renamed the "Presti Clubhouse," the east lobby now provides a nurturing and interactive space for children and their parents.

During July 2020, Presti and his high school teammate, friend and CAA Sports executive Mike Johnson launched the Thunder Fellows Program, a partnership between the Thunder and CAA Sports intended to unlock new opportunities in sports, technology and entertainment for Black students in the Tulsa area. Located in the Historic Greenwood District of Tulsa, the curriculum offered through the Thunder Fellows Program aims to close these gaps and increase the odds of high school and college completion through mentorship, skill development, and the provision of practical experience. Students are exposed to a variety of disciplines within Thunder basketball operations, where they will work on real-world projects for the organization.

In recent years, Presti led a fundraising initiative to establish a scholarship in honor of Mike Brown at his alma mater, Emerson College. The scholarship will support incoming students from historically underserved and underrepresented backgrounds with financial need.

Since 2011 Presti has impacted the lives of over 500 students who have gone through his Forward Thinking Leadership Development Program. In partnership with Oklahoma City Public Schools, the program aims to help the next generation of youth in the local community. Starting in 2019, Presti incorporated UPenn and their standard bearing resilience and optimism training for the students who are part of the Forward Thinking group.

Through the years, Presti has been involved with PeacePlayers International (PPI), a global outreach program focused on bringing children and communities together through the game of basketball. In 2018, Presti brought PPI together with the Oklahoma City Police Athletic League and made a significant donation to help the two parties develop programs together to foster positive relations with youth and law enforcement.

During September of 2021 Oklahoma City University announced the induction of Presti into the Oklahoma Commerce and Industry Hall of Honor which recognizes business and community leaders who have made significant contributions to the growth and development of Oklahoma. Financial support for the Hall of Honor provides scholarships for students at OCCU's Meinders School of Business.

In 2016, Presti was awarded the Humanitarian Award from the Oklahoma Center for Community and Justice thanks to his work in the area of diversity and inclusion in the workplace. He was bestowed the honor of the 2016 Oklahoma of the Year by Oklahoma Magazine. Presti was recognized as Oklahoma City University's 2012-13 recipient of the Abe Lemons/Paul Hansen Award for Sports Excellence and he also won the Oklahoma March of Dimes Sports Headliner Special Award for 2013.

A skilled drummer, Presti has produced three music CDs with all proceeds benefiting the Extra Ordinary Needs Fund at Children's Hospital in Boston. Also, Presti established the Keenan Smith-Anthony Halls Scholarship Fund at his former high school, Concord-Carlisle, to assist underserved students with their college tuition.

Presti and his wife, Shannon, have a son, Nicholas and twin daughters, Millie and Elise.



## **MARK DAIGNEAULT** HEAD COACH



Mark Daigneault (DAYG-nalt) was named head coach of the Oklahoma City Thunder on Nov. 11, 2020. He is the fourth head coach in Thunder history and the first person to become an NBA team's head coach after previously being the club's G League head coach. He is the second-youngest active head coach in the NBA.

Last season, Daigneault finished second in coach of the year voting after leading the Thunder to a 40-42 record and an appearance in the Play-In Tournament. The Thunder set team records for points scored in a game twice during the season (153 vs. HOU, 2/4/23 and 150 vs. BOS, 1/3/23). Under his tutelage, Oklahoma City ranked fourth in the league in steals (8.24) and scored the second-most points off turnovers (20.6) in the NBA. The Thunder recorded 17 double-digit comeback wins, tied for the most in the league.

During the 2021-22 season, Daigneault led the youngest team in NBA history to eight 15-plus point comeback wins, tied for the third most such wins since 1996-97. It was tied for the most comebacks after trailing by 15-plus points by any Thunder team with the 2019-20 Thunder team. Prior to the All-Star Break, the Thunder boasted a stout defense, ranking eighth in defensive rating at 108.6.

He spent the 2019-20 season as an assistant coach for Oklahoma City and became the fourth-straight head coach of the Thunder's G League affiliate to make the move to an NBA bench. Previously, Daigneault served for five seasons as the head coach of the Oklahoma City Blue, the longest tenured coach in franchise history. During his tenure, he led the Blue to four playoff appearances and a 143-107 (.572) record, the most wins by a coach in franchise history. Daigneault also coached the Thunder's Summer League team for three summers.

Daigneault led the Blue to its third consecutive division championship in the 2018-19 season, as the team tied a franchise record with 34 wins and advanced to the conference semifinals. The Massachusetts native was named NBA G League Coach of the Month three times in his tenure, including twice during the 2018-19 season.

During the 2017-18 campaign, the Blue finished the regular season at the top of the Midwest division and ranked third in the Western Conference. The 2016-17 season saw several records set, as Daigneault led the team to a franchise-record-tying 34 wins. The Blue finished as the regular-season Western Conference Champions and advanced to the Western Conference Finals for the first time under Daigneault.

In 2015-16, Daigneault joined Billy Donovan's Thunder coaching staff midseason on Feb. 17 in place of Thunder assistant Maurice Cheeks, who was sidelined for six weeks due to hip surgery. Daigneault remained with the Thunder for the conclusion of the 2015-16 season and entirety of the Thunder's postseason campaign to the Western Conference Finals.

Under his watch, the Blue had eight players called up to NBA rosters, four players signed to Two-Way Contracts and 10 Thunder players assigned.

Daigneault came to Oklahoma City after spending four years working under Donovan at the University of Florida, where he last held the position of assistant to the head coach. Throughout his four years at Florida, the Gators totaled a record of 120-30 (.800), won three SEC titles and advanced to the Elite Eight each year.

Prior to his time at Florida, Daigneault spent three seasons as an assistant coach at Holy Cross. During Daigneault's tenure, the Crusaders finished as runner-up of the Patriot League Championship in 2008-09.

A 2007 graduate of the University of Connecticut, Daigneault served as a student manager with the Huskies under Jim Calhoun from 2003-07. A native of Leominster, Mass., Daigneault holds a master's degree in sports management from the University of Florida. He and his wife, Ashley Kerr, have two children, AJ and Stella.

## **BASKETBALL OPERATIONS**



## **DAVE BLISS** ASSISTANT COACH

Dave Bliss is set to begin his fifth season as an assistant coach for the Thunder and 11th overall with the organization. He returned to Oklahoma City at the start of the 2018-19 season to serve as senior player development coach after spending three seasons with the New York Knicks as a player development coach. He previously worked with Oklahoma City as video analyst/player development coach from 2010-15 and has also served as the head coach for the Thunder's summer league team.

He began his coaching career as a volunteer assistant at the University of Georgia before transitioning to Virginia Commonwealth University to work as a graduate assistant. Bliss worked under Head Coach Shaka Smart in his time at VCU, helping the team to a 27-9 record. Bliss also served as an assistant coach for Germany's men's senior national team in 2016 and 2017.

A four-year starter at Georgia, Bliss played a key role as the Bulldogs won the school's second SEC Conference Tournament Championship in 2008. The Wisconsin native holds a Master's in Education from VCU and graduated with honors from Georgia with degrees in political science and real estate.



## **MIKE WILKS** ASSISTANT COACH

Mike Wilks enters his fifth season as an assistant coach for the Thunder, his 12th season with the organization overall. Wilks spent seven seasons working in the front office, most recently holding the title of senior pro evaluation scout. He is the fourth former Thunder player (Royal Ivey, Eric Maynor, DJ White) to join the team's coaching staff.

He enjoyed a seven-year NBA playing career where he appeared in 233 games with ten different NBA teams and won an NBA championship with the San Antonio Spurs in 2005.

The Milwaukee native played four years of basketball at Rice University where he majored in Economics and earned Western Athletic Conference Scholar Athlete honors in his senior year.



## **DAVID AKINYOOYE** ASSISTANT COACH

David Akinyooye (ah-kin-YO-yay) enters his ninth season with the franchise and fifth as a Thunder assistant coach. Akinyooye spent four seasons as an assistant coach for the Oklahoma City Blue. He came to Oklahoma City in 2015 following a one-year stint as an assistant coach in Lyon, France with Asvel Lyon-Villeurbanne Basket.

Prior to his time in Lyon, Akinyooye served the San Antonio Spurs as a player development quality assurance assistant during San Antonio's 2013-14 NBA championship season. He began his coaching career in 2012-13 with the New York Knicks in the role of coaching workout associate.

Following a collegiate career at Adelphi University in New York, Akinyooye played one season with the Springfield Armor of the NBA G League. The Elmont, N.Y. native received a Bachelor of Science in Communication from Adelphi in 2011.



**GRANT GIBBS**  
**ASSISTANT COACH**

Grant Gibbs enters his seventh season with the organization and second as an assistant coach with the Thunder. Most recently, he spent three seasons as the head coach of the Oklahoma City Blue.

Gibbs became the seventh head coach in Blue franchise history after spending the previous two seasons as an assistant coach for the Blue from 2017-2019. In his time on the bench, the team went 62-38 (.620) and advanced to the playoffs in both years.

As head coach of the Blue, Gibbs amassed a 43-49 overall record. In the 2021-22 season, he led the sixth-seeded Blue to a runner-up finish in the G League Showcase Cup. Oklahoma

City finished the season with the third-ranked defensive rating in the league. In the shortened 2020-21 season, he led the Blue to an 8-7 record in the G League bubble and posted a 20-22 record the previous year when the season was suspended due to the COVID-19 pandemic in March 2020.

Gibbs joined the organization after a three-year international playing career that included stints in the Netherlands and Germany after he graduated from Creighton with a degree in journalism. The Iowa native began his collegiate career at Gonzaga and then transferred to Creighton after two seasons with the Bulldogs. He ranks fourth all time in Creighton school history with 498 career assists.



**ERIC MAYNOR**  
**ASSISTANT COACH**

Eric Maynor enters his first season as an assistant coach with the Thunder. It is his fifth season with the organization, as he previously served as the Thunder's assistant coach for player development for two seasons and spent two seasons as an assistant coach with Thunder's G League affiliate, the Oklahoma City Blue.

Maynor owned a nine-year NBA playing career, including three seasons with the Thunder, appearing in 267 games throughout his career. The North Carolina native is the fourth former Thunder player (Royal Ivey, Mike Wilks, DJ White) to begin his coaching career in the organization.

A graduate of VCU with a degree in Sports Management, Maynor was a two-time CAA Player of the Year and has his No. 3 jersey retired by the school, one of just five players to have his number retired.



**CHIP ENGELLAND**  
**ASSISTANT COACH**

Chip Engelland is in his second season as an assistant and holds 24 years of NBA coaching experience. Most recently, he spent 17 seasons as an assistant coach with the San Antonio Spurs, where he was a part of two NBA championships (2007, 2014).

Engelland began his NBA coaching career in 1999 as a shooting analyst for the Detroit Pistons before transitioning to work for the Nuggets in 2003 for two seasons as director of player development.

A graduate of Duke University, Engelland played four seasons for the Blue Devils, becoming team captain in his senior year. He also enjoyed a nine-year professional playing career in the Philippines, Canada and the CBA.

He and his wife, Jessica, have two sons, Press and Path.



**CONNOR JOHNSON**  
**ASSISTANT COACH FOR PROGRAM DEVELOPMENT**

Connor Johnson begins his third season with the organization as an assistant coach for program development. In his role, he assists with the team's development processes along with program analysis and research.

Prior to joining the Thunder, Johnson spent three seasons as the head coach of the Delaware Blue Coats, the Philadelphia 76ers' G League affiliate. In his final year as head coach, he led the team to the 2021 G League championship game, marking the first playoff appearance and playoff victories in the franchise's history.

Johnson joined the 76ers organization in 2014, where he started as a video coordinator and eventually rose to the position of Director of Player Development and Coaching Administration. He began his coaching career as a graduate assistant with the Villanova men's basketball team and earned his master's degree in public administration.

The San Diego, California native is a graduate from Amherst College in Massachusetts. He married his wife, Meredith, in the summer of 2020.



**ROB HENNIGAN**  
**VICE PRESIDENT OF BASKETBALL OPERATIONS**

Rob Hennigan begins his fourth season as Vice President of Basketball Operations and his 11th season overall with the Thunder organization. He worked as the General Manager for the Orlando Magic for five seasons before returning to Oklahoma City in 2017 to serve as the Vice President of Insight & Foresight. He works closely with key functions within the organization, including player personnel, strategic planning, data science & solutions and information management and counsel.

Hennigan previously worked in the Thunder front office from 2008-12 as the team's Assistant General Manager/Player Personnel. He helped lead a turnaround that saw Oklahoma City go from a 23-win team in 2008-09 season, to a spot in the NBA Finals in 2012. Prior to joining the Thunder, Hennigan spent four seasons with the San Antonio Spurs, where he began as an intern in 2004-05 season before rising in the ranks to be named Director of Basketball Operations in September of 2007. In his time in San Antonio, the team won NBA Championships in 2005 and 2007.

A native of Worcester, Mass., Hennigan graduated with a degree in broadcast journalism from Emerson College in 2004. He was named a Division III All-American and an Academic All-American as a senior. He remains Emerson's all-time leading scorer.

Hennigan and his wife, Marissa, are the parents of two sons, Jameson and Jack.



**GLENN WONG**  
**CHIEF OF STAFF**

Glenn Wong begins his third season as the organization's Chief of Staff and 11th season overall with Oklahoma City. In his current role, Wong works closely with Executive Vice President and General Manager Sam Presti and other leadership to oversee day-to-day operations, facilitate cross-discipline collaboration and manage the flow of information for staff and players.

Previously, Wong served as the Senior Project Lead for the Executive Vice President and General Manager, working with the front office on basketball operations-based projects.

He joined the Thunder in 2012 as a video analyst for the Tulsa 66ers and after one season, became the Assistant to the Executive Vice President and General Manager. The Massachusetts native holds a bachelor's degree in psychology from Amherst College and an MBA from Dublin Business School in Dublin, Ireland.



**JESSE GOULD**  
**VICE PRESIDENT OF STRATEGY AND ANALYSIS**

Jesse Gould begins his fourth season as Vice President of Strategy and Analysis and his 15th season with the Thunder organization. Gould was previously the Director of Pro Evaluation, overseeing the club's pro scouting efforts and having direct responsibility for the Thunder's G League affiliate, the Oklahoma City Blue, where he was responsible for roster construction and management for the Blue. In his current role, Gould works closely with Wynn Sullivan future-focused initiatives for the organization.

In his four years at the helm, the Blue amassed the second-best record in the G League (116-76, .604) and advanced to the playoffs for three straight years, while also being the only G League team to clinch three division titles during that time.

Gould joined the Thunder organization as a Basketball Operations Assistant in 2009 and after his first season was named Basketball Information Coordinator. In 2014, he was promoted to Director of Basketball Research and Analysis before being named Director of Pro Evaluation in 2017.

A native of Philadelphia, Penn., Gould graduated from Stanford University with a bachelor's degree in economics and a minor in psychology. He and his wife, Jordan, reside in Oklahoma City.



**AYANA LAWSON**  
**VICE PRESIDENT, LIFESTYLE SERVICES & SOCIAL IMPACT**

Ayana Lawson is in her third season as Vice President, Lifestyle Services & Social Impact. She has been with the organization since 2008, serving in various roles. In her current position, she is responsible for providing support to both players and their families, in addition to enhancing the social justice initiatives of the organization.

She is a 2003 graduate of Christian Brothers University, where she earned a Bachelor of Science in marketing and business management. Lawson also earned an Athlete Development Professional Certification from Wharton School of the University of Pennsylvania and Diversity, Equity and Inclusion in The Workplace Certification from University of South Florida Muma College of Business.

The Alabama native serves as a member of the NBA Player Development Steering Committee, which aims to increase player development's impact throughout the NBA. She and her husband Ed live in Oklahoma City with their three children, Peyton, Parker and Paige.



**VINCE ROZMAN**  
**VICE PRESIDENT OF IDENTIFICATION & INTELLIGENCE**

Vince Rozman enters his second season with Oklahoma City as Vice President of Identification & Intelligence. In his role, Rozman leads the Thunder's draft process and works in developing the team's player evaluation space.

Rozman spent 16 years with the Philadelphia 76ers, where he started as a basketball operations intern and subsequently fulfilled several roles for the 76ers over the years, eventually rising to the role of Assistant General Manager in his last season.

An Ohio native, he and his wife Caitlin have two children, Lucy and Marcus.



**MARC ST. YVES**  
**VICE PRESIDENT OF LOGISTICS & ENGAGEMENT**

Marc St. Yves enters his seventh season as Vice President of Logistics & Engagement and his 45th with the club. He previously held the title of Director of Team Operations for nine years and prior to that served as the team's Equipment Manager for 24 years.

St. Yves is responsible for all team logistics including security, facility operations, equipment and travel. He started his association with the Thunder organization as a 13-year-old ball boy during the team's 1979-80 season in Seattle. Five years later, he was named assistant equipment manager and became the franchise's primary equipment manager in 1985.

In 2020, he was the subject of a Thunder Films documentary, "Everyday Saint" about his career that debuted at the deadCenter Film Festival in June 2020. Marc and his wife, Karie, have one son, Skylar. His hobbies include fly fishing, golf and other outdoor pursuits.



**ANN SMITH**  
**VICE PRESIDENT OF EXPERIENCE AND SYSTEM DESIGN**

Ann Smith is in her third season as Vice President of Experience and System Design. In her role, she focuses on talent strategy, system operations and new venture initiatives that allow the organization to achieve its stretch goals.

Smith came to the Thunder after ten years of management consulting experience working with high performing companies in tech, science, education and entertainment. She is a graduate of Bowdoin College and resides in Brooklyn, New York.



**DR. DONNIE STRACK**  
**VICE PRESIDENT OF HUMAN & PLAYER PERFORMANCE**

Dr. Strack enters his 16th season in Oklahoma City where he currently serves as the Vice President of Human & Player Performance. He is responsible for leading the medical and performance staff in providing comprehensive, evidence-based services for Thunder players through innovation, research, and integration of multiple health care professionals.

From 2005-2008, Dr. Strack was in private practice as a physical therapist at Orthopaedic Physical Therapy Services in Wellesley Hills, Mass. Dr. Strack graduated with a Doctor of Physical Therapy degree from the University of Indianapolis in 2005. He earned his undergraduate degree from the University of Indianapolis in 2002 and was awarded the Athletic Training Department Performance Award that same year.

Dr. Strack's first role with an NBA team came in the sixth grade as a ball boy for the Indiana Pacers. He later served as a graduate assistant athletic trainer for the Indiana Pacers from 2002-05. Dr. Strack also served as an athletic trainer during the 2002 World Basketball Championships in Indianapolis and the RCA Tennis Championships in 2001 and 2002.

In 2010, Dr. Strack completed his post-doctorate fellowship in manual therapy from Regis University. He is board certified in Orthopaedic Physical Therapy (OCS) by the American Board of Physical Therapy Specialties and is a Fellow in the American Academy of Orthopaedic Manual Physical Therapists (FAAOMPT). He is a Professional Fellow in the School of Sport, Exercise and Rehabilitation at the University of Technology Sydney (Australia) and was the 2021 recipient of the Regis University Outstanding Fellow Award.

Dr. Strack currently serves on the Board of Directors for Life.Church and lives in Arcadia with his wife, Sarah, and their eight children – Ellabeth, Anderson, Lilajeane, Evaleigh, Harrison, Islarose, Whitaker and Adelaide.



## BASKETBALL OPERATIONS



### WYNN SULLIVAN

#### VICE PRESIDENT OF STRATEGY AND DESIGN

Wynn Sullivan is set to begin his 12th season with the Thunder organization and fourth as the Vice President of Strategy and Design. He joined the organization in 2012 as a Basketball Data Analyst before being named the Director of Strategic Planning in 2017. In his current role, Sullivan works with Jesse Gould on future-focused initiatives for the organization.

Before coming to Oklahoma City, Sullivan worked as a senior analyst for the Analysis Group in Los Angeles. A Pomona College alumnus, Sullivan earned dual degrees in Math and Economics while playing four years on the Pomona men's soccer and golf teams.

Sullivan and his wife, Molly, have one son, Wilder.



### MATT TUMBLESON

#### VICE PRESIDENT OF BASKETBALL COMMUNICATIONS & ENGAGEMENT

Now in his 20th season in the NBA, Matt Tumbleson begins his 13th season with the Oklahoma City Thunder and seventh as the team's Vice President of Basketball Communications & Engagement. He previously served as the Thunder's Director of Basketball Communications.

Tumbleson and the basketball communications staff are responsible for promoting the endeavors of the Thunder players, coaches and front office staff both on and off the court. Additionally, Tumbleson oversees the organization's Lifestyle Services and Social Impact function, an area that develops and executes programs for the betterment of players that build skills that can be utilized away from the court.

In partnership with the Thunder's broadcast and digital department, Tumbleson developed Thunder Films, which aims to tell the stories of the Thunder's players and people in a unique and in-depth way. Thunder Films has produced award winning features, including "Seeds of Greenwood", "Pause the Game", "Everyday Saint", "Mr. Thunder" and "Growing Up George", all of which have been featured at the popular deadCenter Film Festival in Oklahoma City. Tumbleson and his team also wrote, produced and directed the popular "Stache Bros." digital series that was part of Russell's Westbrook's MVP campaign.

Prior to joining the Thunder, Tumbleson served three-plus years as the primary media contact for the Memphis Grizzlies for all business operations, FedExForum and team content away from the court. During the 2010-11 season, Tumbleson took over all team on-court communications initiatives in addition to his previous responsibilities as the Senior Manager of Communications and Publications.

Before his stint in Memphis, the Illinois native worked on the team side of communications for the New Jersey Nets and San Antonio Spurs. During the 2005-06 season, Tumbleson worked for both the Spurs media relations and basketball operations department.

Matt resides in Oklahoma City with his wife, Christina, and their four children, Teddy, Audrey, Liv and Abe.





## BASKETBALL OPERATIONS STAFF



**BARBARA ALLEN**  
LIFESTYLE SERVICES & SOCIAL  
IMPACT COORDINATOR



**BRANDON BARNETT**  
DIRECTOR OF  
PRO PLAYER PERSONNEL



**GEORGE BROSKY**  
DIRECTOR OF  
ADVANCED EVALUATION



**VANESSA BROOKS**  
PHYSICAL THERAPIST  
& ATHLETIC TRAINER



**WILL BURGER**  
DATA SOLUTIONS  
SOFTWARE ENGINEER



**ANNE MARIE BURKE**  
DIRECTOR OF TEAM LEGAL  
& LEAGUE COMPLIANCE



**NICK COLLISON**  
AMATEUR EVALUATION SCOUT



**CHRIS CONDIT**  
TRAVEL &  
LOGISTICS COORDINATOR



**SEAN DERENTHAL**  
ADVANCED EVALUATION SCOUT



**COREY EVANS**  
AMATEUR EVALUATION SCOUT



**GREG FLOOD**  
DIRECTOR OF  
PLAYER DEVELOPMENT



**NANA FOULLAND**  
VIDEO ANALYST



**RYAN GREER**  
VIDEO ANALYST



**JUDY GRUMBLATT**  
TRAVEL COORDINATOR



**PAUL HUGGINS**  
DIRECTOR OF SECURITY



**KEVIN HYDE**  
ATHLETIC PERFORMANCE  
COACH



**KADEEM JOHNSON**  
LIFESTYLE SERVICES & SOCIAL  
IMPACT COORDINATOR



**BAILEY JOSEPH**  
DIRECTOR OF DATA SCIENCE



**KAPIL KASHYAP**  
DATA SOLUTIONS  
SOFTWARE ENGINEER



**TONY KATZENMEIER**  
SENIOR ATHLETIC TRAINER



**JAMES KOPANIDIS**  
STRATEGIC PLANNING ANALYST



**RYAN LAMBERT**  
SENIOR AMATEUR  
EVALUATION SCOUT



**ACIE LAW**  
DIRECTOR OF  
AMATEUR EVALUATION



**ROCHELLE LINDSAY**  
DIRECTOR OF INFORMATION  
AND SYSTEM MANAGEMENT



**BLAKE MCLEAN**  
DIRECTOR OF PERFORMANCE  
RESEARCH AND DEVELOPMENT

## BASKETBALL OPERATIONS STAFF



**RICHARD MERCER**  
PERFORMANCE SCIENCE  
DOCTORAL FELLOW



**CALEB MEYERS**  
LOGISTICS COORDINATOR



**BRANDON MILLER**  
SENIOR AMATEUR  
EVALUATION SCOUT



**NAZR MOHAMMED**  
GENERAL MANAGER OF THE  
OKC BLUE / DIRECTOR OF TEAM  
PERSONNEL



**OBI OKOLIE**  
VIDEO ANALYST



**TOBII OWOTOMO**  
PHYSICAL THERAPIST  
& ATHLETIC TRAINER



**BOON PALIPATANA**  
DATA SCIENCE & SOLUTIONS  
SOFTWARE DEVELOPER



**ANDREW PAUL**  
DIRECTOR OF ATHLETIC  
PERFORMANCE AND  
REHABILITATION



**SEBASTIAN PRUITI**  
PRO & AMATEUR  
EVALUATION SCOUT



**TAYLOR RANDLE**  
PHYSICAL THERAPIST



**BRENDAN ROONEY**  
PRO EVALUATION SCOUT



**ALLEN SHUFER**  
DATA SOLUTIONS  
SOFTWARE ENGINEER



**JOHNNY SHULTS**  
DIRECTOR OF ION OPERATIONS



**HANK SMITH**  
AMATEUR EVALUATION SCOUT



**JENNIFER STRICKLER**  
PERFORMANCE SCIENTIST



**WILSON TAYLOR**  
DIRECTOR OF LOGISTICS



**THOMAS VAN DE HOUTEN**  
DIRECTOR OF DATA SOLUTIONS



**EZRA VAN NEGRI**  
STRATEGIC PLANNING ANALYST



**ZOE VERNON**  
STRATEGIC PLANNING ANALYST



**CHARLEY WADLER**  
BASKETBALL ADMINISTRATION  
COORDINATOR



**DEVON WALKER**  
SENIOR VIDEO ANALYST



**DJ WHITE**  
MANAGER OF THE OKC BLUE  
PLAYER PERSONNEL



**KEVIN WILSON**  
ATHLETIC  
PERFORMANCE COACH



The Oklahoma City Blue is set to begin its 16th season as the Thunder's NBA G League affiliate. Originally purchased in 2008 by the Professional Basketball Club, LLC, the Thunder's development team played its first six seasons as the Tulsa 66ers before being relocated to Oklahoma City in 2014.

The Blue returns to the court for the 2023-24 season after finishing the 2022-23 regular season with a 13-19 record and an 8-10 mark through the Showcase Cup schedule.

The Thunder has displayed a strong history of utilizing its G League affiliate for developing talented players and staff. Entering his second season as the Blue Head Coach, Kam Woods previously served as an assistant coach with the Thunder in the 2021-22 season. The Butler product returned to the program after he played two seasons with the Blue (2015-2017) before starting his coaching career.

The past five coaches of this team have received "call-ups" to the NBA ranks. Mark Daigneault (2014-19) was named Head Coach of the Oklahoma City Thunder on Nov. 11, 2020 after spending the 2019-20 season as an assistant on the Thunder bench. Grant Gibbs was named a Thunder assistant coach on Sept. 23, 2022, after leading the Blue for three seasons from 2019-2022.

Darko Rajakovic (2012-14) is the head coach of the Toronto Raptors and began his career with the Thunder while Dale Osbourne (2011-12) and Nate Tibbets (2009-11) both serve as an assistant coach with the Orlando Magic.

Thunder two-way guard Lindy Waters III thrived in the G League and was signed to a two-way contract with the Oklahoma City Thunder on Feb 10th of 2022 and again on August 18th, 2023. During the 21-22 season, the Blue saw a franchise record seven NBA assignments throughout the year and seven NBA call-ups to the Thunder bench.

Since becoming the Oklahoma City Blue in 2014, the Blue has posted a winning record in five seasons and made four playoff appearances during that span.



## KAMERON WOODS HEAD COACH

Kameron Woods was named the eighth head coach in Oklahoma City Blue history on Sept. 23, 2022. Woods just completed his first season as assistant coach for the Thunder, and his fourth season with the organization overall.

He spent the 2020-21 season as a player development coach for the Oklahoma City Thunder and worked for two seasons as an assistant coach for the Thunder's G League affiliate, the Oklahoma City Blue.

Woods served as Head Coach of the Thunder's 2022 Summer League team where he led Oklahoma City to a record of 5-3 during summer league competition in Salt Lake City and Las Vegas.

He previously played as a forward for the Blue for two seasons and appeared in 99 games (43 starts) during his tenure. A Butler University product, Woods finished his four-year collegiate career as the second-leading rebounder in the school's history with 956 rebounds. He led the Bulldogs in blocked shots in all four seasons.

Woods and his wife, Shakira, reside in Oklahoma City with their three children.



DANIEL DIXON  
ASSISTANT COACH



DARNELL FOREMAN  
ASSISTANT COACH



SETH JACKSON  
ASSISTANT COACH

NBA CARES



# NBA Cares



NBA Cares is the league's global social responsibility program that builds on the NBA's mission of addressing important social issues. NBA Cares has provided more than 6.5 million hours of hands-on service and created more than 2,195 places where kids and families can live, learn or play in 40 countries and territories. NBA Cares partners with renowned social impact organizations to address important social issues in the areas of education, inclusion, youth and family development, and health & wellness, including: Boys & Girls Clubs of America, Vera Institute of Justice, Thurgood Marshall College Fund, UNICEF, Special Olympics, The Jed Foundation, Share Our Strength and GLSEN.







## OKLAHOMA CITY THUNDER IN THE COMMUNITY



The Thunder's community initiatives impact thousands of Oklahomans every year through education and outreach programs that focus on reading and literacy, STEM and computer sciences, and health and fitness. The Thunder is committed to inclusion, equity and diversity, and strives to make a positive, lasting impact through intentional partnerships and engagement in all its community outreach efforts.

Over its 15 seasons, the Thunder Cares Foundation has completed the creation or renovation of 30 community

basketball courts across Oklahoma. The newest, which opened fall 2022, is in downtown Oklahoma City's Scissortail Park.

In 2021, the Thunder launched Thunder Fellows, an afterschool program in the Greenwood District in Tulsa. The program seeks to create learning and career opportunities for Tulsa black teens in the area of sports and entertainment technology. Thunder Fellows is a partnership with CAA Sports, and features support from Google and Wilson Sporting Goods.



## UNIFORMS AND OFFICIAL MARKS



PRIMARY ICON

ASSOCIATION EDITION



ICON EDITION

STATEMENT EDITION



# RUMBLE THE BISON

## BIRTHDAY

Every Year

## BIRTHPLACE

Arbuckle Mountains

## DEBUT

02/12/2009

## AWARDS

2009 NBA Mascot of the Year, 2022  
NBA Community Impact Award  
*(voted by NBA Mascots)*



For Rumble appearances, please call 405.208.4800 or go to [okcthunder.com/rumble](http://okcthunder.com/rumble)

## RUMBLE'S STORY:

This tale has been told around campfires for hundreds of years. A great herd of American bison was lost in the Arbuckle Mountains during a ferocious storm – the kind only Oklahoma can produce. Hail fell and tornadoes spun all around the herd as they stampeded, trying to find their way down to the safety of the plains. One lone bison stayed behind as he helped each of his friends escape down a treacherous ravine. Once all of his friends were safe, he began his descent only to find his way blocked by fallen boulders. Lost, he climbed to the tallest peak; left to face the storm alone and searching for a way down the mountain, he was struck by a bolt of lightning. The bolt did not destroy him, but, by the power of the god of thunder, changed him. Suddenly, he walked on two legs like a man. He possessed amazing strength and agility – he could jump higher, run faster, think more clearly than any beast. But because he was no longer just a bison – and yet not a man – he was alone. With many sightings, the legend grew through the years, of a mighty bison, with remarkable powers, roaming the hills alone. Not until a group of men who carried similar powers came to Oklahoma City did he find somewhere he belonged. These men also possessed the power to jump higher, run faster, and perform acrobatic dunks more spectacular than anyone in the land. They too carried the roar of Thunder every time they took to the court. So, he joined their team, and the new legend of Rumble was born.

For Rumble appearances, please call 405.208.4800 or go to [okcthunder.com/rumble](http://okcthunder.com/rumble)

Follow Rumble on social: @rumblethebison



## PAYCOM CENTER



## PAYCOM CENTER

Home to the NBA's Oklahoma City Thunder, Paycom Center also plays host to major concerts, family shows, sporting events and the latest in show-stopping entertainment. While it is managed by ASM Global, Paycom Center is owned by the City of Oklahoma City and was the premier project of its visionary capital improvement program (MAPS) to finance new and upgraded sports, entertainment, cultural and convention facilities with a one-cent sales tax.

## IMPROVEMENTS

Oklahoma City voters overwhelmingly approved a one-cent sales tax in 2019 to fund upgrades to the Paycom Center. Upgrades include new state-of-the-art digital signage, new seats with individual cupholders, building maintenance and technology upgrades.

## LOCATION

Located near two major interstates, Paycom Center sits in the heart of

a downtown renaissance, just steps away from hotels, restaurants and entertainment venues in downtown Oklahoma City and Bricktown.

## SEATING CAPACITIES

As a multi-purpose sports and entertainment facility, Paycom Center offers a variety of seating configurations with capacities ranging from less than 4,000 to over 18,000. The spacious 586,000-square-foot arena seats up to:

- Basketball: approximately 18,200
- Concert (360-round): approximately 17,000
- Concert (360-end stage): approximately 16,000
- Concert (180-degree): approximately 12,000
- Concert (Theatre Style): approximately 7,000

Accessible seats are available on each level of Paycom Center. The arena has a portable insulated flooring system and portable basketball floor to accommodate diverse event configurations. Paycom Center also offers an arena curtaining system with rigging capabilities for maximum flexibility.



## PAYCOM CENTER

### TERRACE SUITES

Our terrace suites serve as an outstanding destination for the best in entertainment, networking, amenities and service. Perched “above the rim” atop Paycom Center’s north and south baseline sections, terrace suites offer unparalleled luxury and astounding proximity to the sights, sounds and thrills generated from the action on the floor.

### THUNDER BOX

Located above Section 305, the Thunder Box offers a unique way to experience events at Paycom Center, perfect for company outings or other group events. With sightlines above all other seats in the arena, this location provides a private, all-inclusive environment, complete with added comfort and amenities not available in other locations

### JACK DANIEL’S CLUB

The Jack Daniel’s Club has transformed into a downtown destination for every event at Paycom Center. Guests at this upscale urban bar can enjoy a fun and energetic atmosphere, which transforms from a contemporary bar during game nights to an intimate postgame club. Top-shelf cocktails and premium beer are served alongside an updated menu of light appetizers to complement each guest’s beverage of choice.

### MICHELOB ULTRA CLUB

The Michelob Ultra Club is the largest restaurant in the arena open to all fans attending Thunder games. Located on the southwest side of Paycom Center and just inside the Grand Entrance, the club is open on all Thunder game nights.

### CONCESSION STANDS

Paycom Center features numerous concessions stands and specialty vendors throughout the facility, offering guests a wide variety of food and beverage choices.

### BOX OFFICE

Paycom Center has a full-service box office located near the northeast entrance. The box office will be open four hours prior to show/game time. For further information, visit [paycomcenter.com](http://paycomcenter.com).

For Thunder season or group ticket information, call the Thunder offices at 405.208.4800.

For single-game tickets sold by the team and authentic tickets from other fans, go to [okcthunder.com/tickets](http://okcthunder.com/tickets).

## PAYCOM CENTER FACTS AND FIGURES



### LOVE’S LOUD CITY

- PREMIER BALCONY
- BALCONY
- MEZZANINE
- PLAZA
- LOFT

### CLUB LEVEL

- NORTH LOWER TERRACE
- SOUTH LOWER TERRACE
- CENTER
- BASELINE
- TERRACE SUITES

### LOWER LEVEL

- COURTSIDE
- CHAMPIONS CLUB
- PREMIER POST
- HIGH POST
- PREMIER BASELINE
- BASELINE
- BASELINE LOFT



For season or group ticket information, call the Thunder office at 405.208.4800.  
For single-game tickets sold by the team and authentic tickets from other fans, go to [okcthunder.com/tickets](http://okcthunder.com/tickets).

## PAYCOM CENTER FACTS AND FIGURES

### OWNERSHIP

Paycom Center is owned by the City of Oklahoma City and managed by ASM Global, which is headquartered in Philadelphia, PA.

### LOCATION

Located near two major interstates, Paycom Center sits in the heart of a downtown renaissance, just steps away from the new Oklahoma City Convention Center and Scissortail Park.

### BOX OFFICE

Paycom Center has a full-service box office located near the northeast entrance.

## BUSINESS OPERATIONS



### **DANNY BARTH** EXECUTIVE VICE PRESIDENT AND CHIEF ADMINISTRATIVE OFFICER

An NBA executive entering his 26th season, Danny Barth has served in his current position of Executive Vice President and Chief Administrative Officer and as NBA Alternate Governor of the Oklahoma City Thunder since the team's inaugural season in 2008. In his executive role, he oversees all aspects of the team's business operations, driving its emphasis on building community partnerships and creating a first-class fan experience.

After overseeing the franchise's business operations move to Oklahoma City, Barth shifted his focus to the team's growth and development, including managing the remodel of the club's Oklahoma City arena to meet not only NBA requirements but also to provide a strong fan focused environment. The facility upgrades included new hospitality areas, enhanced seating and sightlines, modernized common areas and concourses, and the team's permanent corporate office. More recently, Barth has been an integral part of overseeing the negotiations for the team's significant increase in its regional television rights, the club's jersey patch partnership, and the new arena naming rights partner.

Under Barth's leadership, the Thunder has become regarded throughout the industry as a leader in sports business and a model for best practices. The Thunder consistently ranks at the top of the NBA's Net Promoter Score and overall game experience and has been the highest or runner-up for many years. Within its first five seasons in Oklahoma City, the team was recognized by ESPN The Magazine in its Ultimate Standings as the No. 1 professional sports franchise in North America and was awarded Sports Team of the Year by the Sports Business Awards, presented by the Sports Business Journal. The national Make-A-Wish Foundation has honored the team with a Chris Greicius Celebrity Award, and Leadership Oklahoma has recognized the team with its Statewide Community Leadership Award.

Barth is active in the Oklahoma City community, serving on several charitable boards and committees, including United Way of Central Oklahoma, Regional Food Bank of Oklahoma, and Downtown Oklahoma City Partnership.

Prior to his work with the Thunder, Barth served as Interim President and CEO for two seasons with the Seattle Supersonics, having previously held positions as Chief Financial officer, Vice President of Finance, and Controller for the team. He began his career with Price Waterhouse LLC, spending six years in the audit division in the corporation's Seattle and New York offices, where he specialized in retail and investment banking. A graduate of Seattle University, Barth resides with his wife in Edmond.



### **BRIAN M. BYRNES** SENIOR VICE PRESIDENT, SALES AND MARKETING

Brian Byrnes joined the Thunder organization in April 2005 and was instrumental in developing and executing the strategic sales and marketing efforts needed to launch business operations in Oklahoma City in 2008. Byrnes' current responsibilities include oversight of all revenue platforms including corporate partnerships, ticket sales, retention and operations; luxury suites, terrace lounges and unique inclusive experiences; game theatre, event planning, corporate hospitality and brand architecture and discipline.

Capitalizing on the unique opportunity to build Oklahoma City's first major league sports team from the ground up, Byrnes continues to design and implement initiatives that reach beyond the Thunder's regional influence, marking the team as one of the pillars of the NBA's global stage. The programs under Byrnes' oversight span platforms including education, wellness, social justice, entrepreneurial development and meaningful guest experiences - diversifying the Thunder's entertainment brand to elevate and advance Oklahoma City and Oklahoma alike. Under Byrnes' direction, these programs cultivate a culture of corporate leadership aimed at driving meaningful fan engagement with a relentless approach to creating conditions for people to thrive. This holistic effort is focused on bolstering the team's commitment to its core values and maintaining emphasis on forward momentum and sustainability - all while building organizational legacy in real time.

Previously, Byrnes served as executive vice president of business operations for the NHL's Phoenix Coyotes, guiding the organization through an organizational rebranding in conjunction with a transition to a new venue. Prior to joining the Coyotes, Byrnes built nearly 10 years of experience with the NHL's Dallas Stars and MLB's Texas Rangers.

Byrnes currently serves as an adjunct professor of sports marketing and management at the University of Oklahoma's Price College of Business. Byrnes is also actively involved in the Thunder Cares Foundation, Allied Arts, Leadership Oklahoma City, Leadership Oklahoma, National Sports Forum, Science Museum Oklahoma, Thunder Fellows and the Greater Oklahoma City Sports Consortium. A graduate of St. Mary's University in San Antonio, Byrnes and his wife Ashley reside with their three children in Edmond.



**CHRISTINE BERNEY**  
**VICE PRESIDENT, COMMUNITY ENGAGEMENT AND EXECUTIVE DIRECTOR, THUNDER CARES FOUNDATION**

Christine Berney joined the Oklahoma City Thunder in 2008 and currently serves as vice president of Community Engagement and executive director of the Thunder Cares Foundation.

During her tenure, Berney has helped establish the Thunder as a leader in the Oklahoma City community and as a partner with nonprofits across the state. She oversees the many ongoing community outreach programs and events the Thunder leads, as well as the Thunder Cares Foundation, which focuses on building and refurbishing community basketball courts across Oklahoma. She is also actively involved in the Thunder Fellows program, which is providing opportunities for black youth in Tulsa.

Berney's professional background includes public relations and community relations positions in both the corporate and nonprofit sectors. Originally from California, Berney earned her B.A. in English from Oregon State University and her M.F.A. in Creative Writing from the University of Massachusetts at Amherst.



**TYLER LANE**  
**VICE PRESIDENT, TECHNOLOGY**

Tyler Lane joined the Oklahoma City Thunder in 2009 and takes pride in leading a customer service-focused technology department and implementing projects across a variety of disciplines. In his role as vice president of technology, Lane leads IT, broadcast and arena technology for the team and oversees capital and construction projects. His responsibilities range from in-game scoring and statistics technology to IT infrastructure and cybersecurity.

A third generation U.S. Navy veteran, Lane's career in technology began in the Navy, where he served as an Aviation Electronics Technician and maintained airborne radar on F/A 18 Hornets. Upon returning to Oklahoma, he held technology leadership positions the University of Oklahoma Athletics Department, College of Engineering, and IT department.

A native of Wolf, OK, Lane earned his undergraduate BS degree in Aviation Management from Southeastern Oklahoma State University and an MBA from the University of Oklahoma. He currently lives in Norman with his wife Alisa and sons Ben and Jack.



**SCOTT LOFT**  
**VICE PRESIDENT, TICKET SALES, MEMBER SERVICES AND BUSINESS INTELLIGENCE**

Scott Loft is an industry veteran with more than 25 years of professional sports leadership experience in the National Football League, National Hockey League and National Basketball Association.

Loft joined the Thunder in 2010 after three seasons with the Miami Dolphins and is responsible for the Thunder's overall strategy and tactics for all ticket sales, retention, database operations and business intelligence including season ticket sales, group ticket sales, executive suites and Club Level memberships. Loft's sports career started with the NBA's Philadelphia 76ers, where he spent nine seasons, culminating as the director of ticket sales. After his stint with the NBA, Loft became one of the first employees with the NHL's expansion Nashville Predators, where his ticket sales team became the first NHL or NBA franchise to qualify for expansion by selling more than 12,000 season tickets before the NHL franchise was awarded to the city of Nashville.

After five seasons in the NHL, Loft joined the NFL's Jacksonville Jaguars as executive director of ticket sales and marketing. Loft was chosen to be the Jaguars' sole attendee at the inaugural NFL Management Program at Stanford during the 2003 season, and his five years in Jacksonville were highlighted by the local oversight of the ticketing functions for Super Bowl XXXIX, which was played in Jacksonville in 2005. Loft then continued his NFL career with the Miami Dolphins, where he stayed until he joined the Thunder.

Prior to his career in sports, Loft received his undergraduate degree from Ball State University in Muncie, Indiana, and his master's degree from Temple University in Philadelphia. Loft currently lives in Edmond with his wife Cathy. His son Josh is a graduate of the University of Oklahoma that works in the oil and gas industry and recently married Alexis Challis.



**DAN MAHONEY**  
**VICE PRESIDENT, BROADCASTING AND CORPORATE COMMUNICATIONS**

Dan Mahoney joined the Oklahoma City Thunder in August 2008. In his role of vice president of Broadcasting and Corporate Communications, he oversees the Thunder business public relations efforts, website (okcthunder.com), social media and broadcasting operations. He also serves as executive producer for OKCThunder Films.

Previously Mahoney worked as a public relations consultant for the Professional Basketball Club, LLC and the New Orleans Hornets. From 1995-2003 he was director of communications for Oklahoma Governor Frank Keating. He later worked with Gov. Keating as senior vice president of communications and public affairs at the American Council of Life Insurers in Washington, D.C.

As an independent public relations consultant, Mahoney helped coordinate public relations efforts for the Skirvin Hilton Hotel, a historic Oklahoma City landmark which reopened in 2007 after being closed for 18 years. He also assisted the Hornets during their relocation and two year stay in Oklahoma City from 2005-07. Mahoney has served on the boards of the Ronald McDonald House, Calm Waters and is a graduate of Class XVI of Leadership OKC.

As director of communications for Gov. Keating, Mahoney was responsible for public information coordination for the State of Oklahoma and the Governor's office. That included public information efforts during the 1995 bombing of the Murrah Federal Building in Oklahoma City. Following that tragedy, he consulted for businesses and other government agencies on crisis communications.

Mahoney spent 18 years in radio and television as a news director, news reporter and sportscaster in Richmond, Va.; Albuquerque, N.M.; and Oklahoma City. He is a native of Philadelphia and attended Virginia Commonwealth University and the University of New Mexico. He lives in Edmond and has two grown daughters, Danielle and Kieran.



**NATASHA STAMPER**  
**VICE PRESIDENT, DIVERSITY, EQUITY & INCLUSION**

Natasha Stamper is a natural connector and has been passionate about diversity, equity, and inclusion (DEI) from early in her career. She joined the OKC Thunder in late 2022 and is responsible for continuing to build an inclusive culture through equitable pathways within the organization. She leads five employee advisory groups which help provide cultural insights, education and awareness within our team. She quickly added two marquee games to the lineup including our Lunar New Year and HBCU games while working closely across all departments and with external community leaders. She is charged with recruiting outside the box and building relationships with organizations to help with our mission of providing meaningful community leadership.

Prior to joining the Thunder, she served as the DEI consultant at Dallas-based Kanarys Inc. where she worked with clients to build trust and create long-term systemic change around DEI challenges. Her expertise also includes leading multicultural marketing efforts, DEI training, sponsorship activation and negotiations and improving supplier diversity programs, taking her previous agency's spend from 4% to 21% within three years.

No stranger to professional sports, Stamper combined here love for sports, events, people and marketing when she began her career 20 years ago. She worked for a couple of top brands including General Motors and AT&T on widely recognized events such as the NCAA Final Four, NBA All-Star Game, Bayou Classic, AT&T Red River Showdown, AT&T Pebble Beach Pro-Am, Lunar New Year, national car show, the St. Louis Blues and more. Her career also includes a stint as vice president of Sales and Marketing for the former Continental Basketball Association championship franchise the Lawton-Fort Sill Cavalry. Stamper received her Bachelor of Business Administration in Marketing and Management from Texas A&M University, and her certificate of Diversity and Inclusion from Cornell University.

Stamper was born in New York and raised in Texas. She enjoys giving back to the community and mentoring young people. Stamper previously served as a Big for years with Big Brothers, Big Sisters in both OK and TX. She is also an active member of Alpha Kappa Alpha Sorority, Inc. and part of the current Leadership OKC class of 41. Stamper's two MVP's include her pre-school daughter and husband where they reside in Oklahoma City.



**KATRINA WILEY**  
**VICE PRESIDENT, PEOPLE & CULTURE**

Katrina Wiley serves as the Vice President of People & Culture. In her current role, Wiley is the head of the human resources and payroll department and oversees employee relations, recruiting and onboarding efforts, payroll and benefits for staff and players, employee experience and engagement and people technology and analytics.

Originally from the Pacific Northwest, Wiley joined the organization in September 2006 as the Payroll & Benefits Coordinator before spending time as the Manager, Payroll & Benefits and the Manager and later Director of Human Resources. Prior to her career in professional sports, Wiley honed her skills in accounting and people operations with a Seattle-based property management firm. Like many Northwesterners, she also spent many years as a barista, managing a West Seattle neighborhood espresso shop that became a hub of community activity and inclusion.

After making Oklahoma home, Wiley attended the University of Central Oklahoma where she graduated with a degree in Human Resource Management and Business Administration. She holds certificates in HR, diversity recruiting and payroll. She regularly serves as a mentor to students in various leadership programs.

An avid gardener and believer in sustainability and urban gardening, Wiley has been an Oklahoma County Extension Master Gardener since 2018 and serves on the board of the Friends of Will Rogers Gardens Foundation. She and her husband David live in Oklahoma City with their two cats.



**WILL SYRING**  
**VICE PRESIDENT, CORPORATE PARTNERSHIPS**

Will Syring joined the Thunder in 2019 and leads the organization's business strategy to optimize sponsorship sales and brand activation. He and the Thunder's corporate partnerships team leverage the Thunder and NBA's global platform to elevate and optimize brand awareness for new and existing corporate partners. He also guides efforts to establish unique marketing and business opportunities for the Thunder, the Oklahoma City Blue and the

Thunder Launchpad. The Thunder's diverse portfolio of corporate partners includes nearly 80 unique brands.

Syring joined the Thunder after five seasons with the Chicago Bulls where he served in various corporate partnership roles, including head of global sales. In Chicago, Syring guided a sales strategy in key markets to develop and secure innovative global partnerships in China, Poland, Germany, Mexico, Finland, and the Philippines. Utilizing a collaborative approach to partnership activation and sales, Syring and his team were consistently recognized by the NBA for account development, retention and new business growth.

Prior to joining the Bulls, Syring represented Learfield Sports at the University of Tulsa and Oregon State University. He was recognized for new business and existing account growth each year at the respective Learfield properties. He started his career near Melbourne, Australia working for the Kilsyth Cobras basketball team as an assistant business development manager in the team's front office.

Syring is a graduate of the University of Wisconsin-Eau Claire where he earned a bachelor's degree in business administration. He lives in Oklahoma City with his wife, Leslie (a native of Owasso, OK) their son Wilder and daughter, Layker.



**HAKEEM ONAFOWOKAN**  
**VICE PRESIDENT, CORPORATE LEGAL**

Hakeem Onafowokan joined the Oklahoma City Thunder in May 2021. In his role as vice president of Corporate Legal, he advises on a broad range of corporate matters including intellectual property, and transactional and operational matters.

Prior to joining the Thunder, Hakeem served as Corporate Counsel for NASCAR. At NASCAR, Hakeem was responsible for a wide range of general corporate and competition legal matters in support of NASCAR, IMSA, ARCA and related properties. Prior to his career in sports, Hakeem was a staff attorney at the League of Minnesota Cities.

Originally from Minnesota, Hakeem is a graduate of the University of Minnesota and University of Minnesota Law School. He currently lives in Oklahoma City with his wife, Tammy.



## BUSINESS OPERATIONS STAFF

 Abby Bryan Group Events & Ticket Sales Coordinator	 Adam Wexler Director, Information Technology	 Ade Amuda Manager, Events & Entertainment Programming	 Aimee Canavan Director, Hospitality	 Alex Dawson Broadcast Production Lead	 Alex Morrow Account Executive, Group Sales	 Alex Surette Partnership Strategy Specialist
 Amanda Ligon Manager, Ticket Operations	 Amir Bhakta Inside Sales Representative	 Amy Neff HR Generalist	 Ann Butler Community Engagement Outreach Coordinator	 Arish Bheraiya Partnership Activation Account Manager	 Ashley Karther Revenue Accountant	 Becky Bauman Manager, Ticket Operations
 Ben Noble Guest Relations Manager, Ticket Research Coordinator	 Brandon Ankney Head of Brand Identity	 Bree Maxwell Manager, Social Media	 Brenna Holley Corporate Executive, Group Sales	 Brent Coffman Manager, Member Services	 Bri Sumlin Corporate Communications Coordinator	 Brian Byrnes Senior Vice President, Sales & Marketing
 Brooke Brennan Social Media Coordinator	 Cade Burks IT Support Coordinator	 Caleb Miller Guest Relations Training & Development Coordinator	 Candace Coonrod Game Presentation and Entertainment Coordinator	 Cassie Enriquez Account Manager, Member Services	 Cate Decker Senior Account Executive, Group Sales	 Caymen Bishop Account Executive, Season Ticket Sales
 Cedric Ikpo Executive Director, Thunder Fellows	 Chelsey Olson Senior Account Manager, Member Services	 Chris Carrozza Mascot Coordinator	 Chris Fisher Television Play-By-Play Announcer	 Chris Hagner Business Intelligence	 Chris Kade Account Executive, Premium Sales	 Chris Sorrels Director, Season Member Services & Premium Services
 Christine Berny Vice President, Community Engagement	 Cobe Burch Inside Sales Representative	 Cole Douglas Account Executive, Premium Sales	 Connor Leeviraphan Videographer/Editor, ThunderVision	 Corbin Trenary Guest Relations Assistant	 Cristhian Guzman Performance Teams Manager	 Dan Mahoney VP, Broadcasting & Corporate Communications
 Daniel Popescu Motion Graphics Animator / Editor	 Danielle Brown Manager, CRM & Email Marketing	 Danielle Hepburn Digital Designer	 Danny Barth Executive Vice President, Chief Admin. Officer	 Darren Misiak Video Photographer / Editor	 David Jones Manager, Broadcast & Technical Ops	 David Saffman Director, Ticket Technology & Operations
 David Simmons Facilities Coordinator	 Debbie Williams Community Engagement Programs Manager	 Dre McKee Manager, Partnership Activation	 Eric Date Exec. Producer & Director, TV Game Broadcasts	 Erin Lewis Director, Brand Influence & Identity	 Erin Oldfield Director, Community Engagement	 Gayle Maxwell Director, Corporate Communications
 Gracie Brown Inside Sales Representative	 Grant Wright Partnership Activation Coordinator	 Hakeem Onafowokan Vice President, Corporate Legal	 Jackson Dorsey Account Executive, Season Ticket Sales	 James Price Director, Social Media	 Jase Chilcoat Producer, Video Production & ThunderVision	 Jason Quintero Sr. Mgr., Game Presentation & Entertainment



## BUSINESS OPERATIONS STAFF

 Jennifer Sorrels Office Manager & Executive Assistant	 Jennifer Watson Comm. Engagement Manager, Events & Outreach	 Jessica Summers Manager, Courtside Services	 Jim Brylewski Director, Development Team Business Operations	 Jimmy Do Digital Operations & Content Producer	 John Gray Videographer / Editor, ThunderVision	 John Leach Director, Events & Entertainment
 Joseph Crall Digital Operations Lead	 Joy Joslin Director, Guest Relations & Safety	 Julian Cedron Social Media Coordinator	 Justin Conkling Corporate Partnership Sales	 Justin Jordan Manager, Inside Sales & Dev. Team Sales	 Justin Stambaugh Staff Accountant	 Justin Walters ThunderVision
 Kate Burkett Video Photographer / Editor	 Katherine Logan Accounts Payable Lead	 Katie Jaworowski Manager, Guest Relations	 Katrina Wiley Vice President, People & Culture	 Kaylan Lowrie Business Operations Coordinator	 Kayla Schroeder Benefits Assistant	 Keli White Partnership Activation Account Manager
 Kelly Fuller Manager, IT Systems and Security	 Kelly Micham CRM Coordinator	 Kendall Hunt Junior Graphic Designer	 Kendall Showers Account Manager, Member Services	 Kenzie Downs Inside Sales Representative	 Kira Odum Event Presentation Lead	 Kyle Browning Partnership Sales Coordinator
 Kyle Cofer Manager, Premium Sales & Regional Sales	 LaKena Whitley Programs Manager, Thunder Fellows	 Landis Tindell Manager, Corporate Communications	 Laura Flinton Account Manager, Member Services	 Leah Pavone Brand Influence Coordinator	 Lindsay Mikowski Business Intelligence Coordinator	 Luke Humphrey Account Manager, Member Services
 Mac Maddox Manager, Group & Season Ticket Sales	 Madi Steyer Inside Sales Representative	 Madison Arnold Manager, Partnership Activation	 Malcom Bremer Corporate Partnership Sales	 Malcolm Frometa Event Presentation Coordinator	 Maria Carroll Executive Assistant to the Chairman	 Matt Bishop Digital Operations & Content Producer
 Matt Pinto Radio Play-By-Play Announcer	 Matthew Cochran Inside Sales Representative	 Matthew Wells Director, Broadcast Production	 Meagan Fennell Senior Account Manager, Member Services	 Megan Salomone Director, Corporate Partnership Activation	 Megan Wilkinson Events & Entertainment Administrative Coordinator	 Melissa Bassett Facilities Assistant
 Melissa Brown Hospitality Assistant	 Melissa Vara Account Executive, Group Sales	 Micah Fryside Manager, Brand Design	 Michael Cage Broadcast Analyst	 Michael Ergas Community Engagement Outreach Coordinator	 Michael Zubach Creative Lead and OKC Films Director	 Michelle Matthews Director, Fan Development & Retail
 Natasha Stamper Vice President, Diversity, Equity & Inclusion	 Nate Evans Graphic Designer	 Nathan Wood Business Intelligence Coordinator	 Nick Gallo Broadcast Reporter and Digital Editor	 Nicole Smith Brand Operations Specialist	 Paris Lawson Broadcast and Digital Reporter	 Patricia Lopez McFatridge Guest Experience Coordinator



## BUSINESS OPERATIONS STAFF



Paulina Panduro  
Recruiting  
Coordinator



Peter Boraks  
Manager, Fan  
Interaction



Peyton Gose  
Retail Strategist



Rachel Oriand  
Media Strategist



Rachel Sivinski  
Inside Sales  
Representative



Rayna Stewart  
Manager,  
Suite Services



Ricky Graham  
Operations Specialist,  
Thunder Fellows



Ron Matthews  
Director, Digital  
Operations & Content  
Strategy



Ryan Hock  
Account Executive,  
Premium Sales



Ryan Reed  
Thunder Mobile  
Experience  
Coordinator



Rylan Miller  
Hospitality Assistant



Sarah Amyx  
Assistant Controller



Scott Brinson  
Senior Account  
Manager, Ticket  
Strategy



Scott Kubes  
Group Lead, Brand  
Operations



Scott Loft  
VP, Ticket Sales,  
Member Services &  
Business Intelligence



Sharvil Salve  
Lead Motion Graphics  
Designer &  
Videographer



Spencer Rhodes  
Motion Graphics  
Animator & Editor



Stacy Blomstrom  
Controller



Steve Melton  
Broadcast Producer



Sydney Hale  
Partnership Activation  
Account Manager



Sydney Ritter  
Inside Sales  
Representative



Tanner Sikes  
Manager, Youth  
Programs



Taylor Gary  
Apple Technology  
Coordinator



Taylor Turner  
Senior Account  
Manager, Member  
Services



Tiffanee Ellison  
Guest Relations  
Assistant



Tom Buckley  
Payroll & HR  
Reconciliations  
Specialist



Travis Herman  
Director, Ticket and  
Premium Sales



Travis Hytche  
Account Executive,  
Group Sales



Trey Garner  
Account Manager,  
Member Services



Trey Lehman  
IPTV & AV Specialist



Tristan Nelson  
Corporate Partnership  
Sales



Tyler Lane  
Vice President,  
Technology



Viridiana Diaz Rubio  
Multimedia Specialist



Walt Cox  
Video and Graphics  
Editor



Will Syring  
Vice President,  
Corporate  
Partnerships



Wynn Andrews  
Inside Sales  
Representative



Zach Beeker  
Team Photographer







## 2023-24 OKLAHOMA CITY THUNDER FRONT OFFICE STAFF

Chairman ..... Clayton I. Bennett

### BASKETBALL OPERATIONS

Executive Vice President & General Manager ..... Sam Presti

#### GROWTH & GOVERNANCE

Vice President of Experience & System Design ..... Ann Smith

Chief of Staff ..... Glenn Wong

Director of Team Legal & League Compliance ..... Anne Marie Burke

Director of Information & System Management ..... Rochelle Lindsay

Basketball Administration Coordinator ..... Charley Wadler

#### INSIGHT & FORESIGHT

Vice President of Basketball Operations ..... Rob Hennigan

Vice President of Strategy and Analysis ..... Jesse Gould

Vice President of Strategy and Design ..... Wynn Sullivan

#### STRATEGIC PLANNING

Director of Strategic Planning ..... Ezra Van Negri

Director of Data Science ..... Bailey Joseph

Strategic Planning Analyst ..... James Kopanidis

Strategic Planning Analyst ..... Zoe Vernon

#### DATA SCIENCE & SOLUTIONS

Director of Data Solutions ..... Thomas Van de Houten

Data Science & Solutions Software Developer ..... Boon Palapatana

Data Solutions Software Engineer ..... Allen Shufer

Data Solutions Software Engineer ..... Kapil Kashyap

Data Solutions Software Engineer ..... Will Burger

#### PLAYER DEVELOPMENT

Director of Player Development ..... Greg Flood

#### TEAM PERSONNEL

General Manager of the OKC Blue / Director of Team Personnel ..... Nazr Mohammed

Manager of the OKC Blue Player Personnel ..... DJ White

#### IDENTIFICATION & INTELLIGENCE

Vice President of Identification and Intelligence ..... Vince Rozman

#### PRO EVALUATION

Director of Pro Player Personnel ..... Brandon Barnett

Pro Evaluation Scout ..... Brendan Rooney

Pro & Amateur Evaluation Scout ..... Sebastian Pruitt

#### AMATEUR EVALUATION

Director of Amateur Evaluation ..... Acie Law

## 2023-24 THUNDER BASKETBALL OPERATIONS



Director of Advanced Evaluation ..... George Brosky

Senior Amateur Evaluation Scout ..... Ryan Lambert

Senior Amateur Evaluation Scout ..... Brandon Miller

Amateur Evaluation Scout ..... Nick Collison

Amateur Evaluation Scout ..... Corey Evans

Amateur Evaluation Scout ..... Hank Smith

Advanced Evaluation Scout ..... Sean Derenthal

#### LOGISTICS & ENGAGEMENT

Vice President of Logistics & Engagement ..... Marc St. Yves

#### LOGISTICS & FACILITY OPERATIONS

Director of ION Operations ..... Johnny Shults

Director of Logistics ..... Wilson Taylor

Travel & Logistics Coordinator, OKC Blue ..... Chris Condit

Logistics Coordinator ..... Caleb Meyers

Travel Coordinator ..... Judy Grumblatt

#### SECURITY

Director of Security ..... Paul Huggins

#### BASKETBALL COMMUNICATIONS & ENGAGEMENT

Vice President of Basketball Communications & Engagement ..... Matt Tumbleson

#### BASKETBALL COMMUNICATIONS

Senior Basketball Communications Lead ..... John Read

Senior Basketball Communications Lead ..... Laila Wani

Basketball Communications Content Lead ..... Royce Young

Basketball Communications Coordinator ..... Cole Terlip

Vice President of Lifestyle Services & Social Impact ..... Ayana Lawson

#### LIFESTYLE SERVICES & SOCIAL IMPACT

Lifestyle Services & Social Impact Coordinator ..... Barbara Allen

Lifestyle Services & Social Impact Coordinator, OKC Blue ..... Kadeem Johnson

#### HUMAN & PLAYER PERFORMANCE

Vice President of Human & Player Performance ..... Donald Strack, DPT, OCS, FAAOMPT, ATC

#### PHYSICAL SCIENCE

Director of Performance Research and Development ..... Blake McLean, Ph.D., ASpS, CSCS

Director of Athletic Performance and Rehabilitation ..... Andrew Paul, DPT, M.Ed., CSCS

Performance Scientist ..... Jennifer Strickler, M.S., ASpS, ATC

Physical Therapist & Athletic Trainer ..... Vanessa Brooks, DPT, SCS, ATC, CSCS

Senior Athletic Trainer ..... Tony Katzenmeier, M.S., ATC

Physical Therapist ..... Taylor Randle, DPT, OCS, FAAOMPT, CSCS

Athletic Performance Coach ..... Kevin Hyde, M.S., CSCS

Athletic Performance Coach, OKC Blue ..... Kevin Wilson

Physical Therapist & Athletic Trainer, OKC Blue ..... Tobi Owotomo

Performance Science Doctoral Fellow ..... Richard Mercer



## 2023-24 THUNDER BASKETBALL OPERATIONS

### BASKETBALL & TEAM PERFORMANCE

Head Coach ..... Mark Daigneault

#### THUNDER COACHING

Assistant Coach ..... David Akinyooye  
Assistant Coach ..... Dave Bliss  
Assistant Coach ..... Chip Engelland  
Assistant Coach ..... Grant Gibbs  
Assistant Coach ..... Connor Johnson  
Assistant Coach ..... Eric Maynor  
Assistant Coach ..... Mike Wilks

#### PERFORMANCE ANALYSIS

Senior Video Analyst ..... DeVon Walker  
Video Analyst ..... Nana Foulland  
Video Analyst ..... Ryan Greer  
Video Analyst ..... Obi Okolie

#### BLUE COACHING

Head Coach of the OKC Blue ..... Kam Woods  
Assistant Coach of the OKC Blue ..... Daniel Dixon  
Assistant Coach of the OKC Blue ..... Darnell Foreman  
Assistant Coach of the OKC Blue ..... Seth Jackson

### BUSINESS OFFICE

#### EXECUTIVE TEAM

Executive Vice President, Chief Administrative Officer ..... Danny Barth  
Senior Vice President, Sales and Marketing ..... Brian Byrnes  
Vice President, Community Engagement ..... Christine Berney  
Vice President, Technology ..... Tyler Lane  
Vice President, Ticket Sales, Member Services & Business Intelligence ..... Scott Loft  
Vice President, Broadcasting & Corporate Communications ..... Dan Mahoney  
Vice President, Corporate Legal ..... Hakeem Onafowokan  
Vice President, Diversity, Equity & Inclusion ..... Natasha Stamper  
Vice President, Corporate Partnerships ..... Will Syring  
Vice President, People & Culture ..... Katrina Wiley

#### ADMINISTRATION

Office Manager & Executive Assistant ..... Jennifer Sorrels  
Executive Assistant to the Chairman ..... Marla Carroll  
Facilities Coordinator ..... David Simmons  
Facilities Assistant ..... Melissa Bassett

#### BROADCASTING

Television Play-By-Play Announcer ..... Chris Fisher  
Broadcast Analyst ..... Michael Cage  
Broadcast Reporter and Digital Editor ..... Nick Gallo  
Broadcast and Digital Reporter ..... Paris Lawson  
Radio Play-By-Play Announcer ..... Matt Pinto

## 2023-24 THUNDER BASKETBALL OPERATIONS



Executive Producer and Director, Television Game Broadcasts ..... Eric Date  
Broadcast Producer ..... Steve Melton  
Director, Broadcast Production ..... Matthew Wells  
Manager, Broadcast & Technical Operations ..... David Jones  
Broadcast Production Lead ..... Alex Dawson  
Creative Lead & OKC Thunder Films Director ..... Michael Zubach  
Multimedia Specialist ..... Viridiana Diaz Rubio  
Video Photographer / Editor ..... Kate Burkett, Darren Misiak  
Video and Graphics Editor ..... Walt Cox

#### BUSINESS INTELLIGENCE

Manager, CRM and Email Marketing ..... Danielle Brown  
Manager, Business Intelligence ..... Chris Hagner  
Business Intelligence Coordinator ..... Lindsay Milkowski, Nathan Wood  
CRM Coordinator ..... Kelly Micham

#### COMMUNITY ENGAGEMENT

Director, Community Engagement ..... Erin Oldfield  
Community Engagement Manager, Events and Outreach ..... Jennifer Watson  
Community Engagement Programs Manager ..... Debbie Williams  
Community Engagement Outreach Coordinator ..... Ann Butler, Michael Ergas

#### CORPORATE COMMUNICATIONS

Director, Corporate Communications ..... Gayle Maxwell  
Manager, Corporate Communications ..... Landis Tindell  
Corporate Communications Coordinator ..... Bri Sumlin

#### CORPORATE PARTNERSHIPS

Corporate Partnership Sales ..... Justin Conkling, Malcolm Bremer, Tristan Nelson  
Partnership Sales Coordinator ..... Kyle Browning  
Partnership Strategy Specialist ..... Alex Surette  
Director, Corporate Partnership Activation ..... Megan Salomone  
Manager, Partnership Activation ..... Madison Arnold, Dre McKee  
Partnership Activation Account Manager ..... Arish Bheraiya, Sydney Hale, Keli White  
Partnership Activation Coordinator ..... Grant Wright

#### DEVELOPMENT TEAM

Director, Development Team Business Operations ..... Jim Brylewski  
Manager, Event Entertainment Programming ..... Ade Amuda  
Business Operations Coordinator, Development Team ..... Kaylan Lowrie

#### DIGITAL OPERATIONS & CONTENT STRATEGY

Director, Digital Operations & Content Strategy ..... Ron Matthews  
Digital Operations Lead ..... Joseph Crall  
Digital Operations & Content Producer ..... Matt Bishop, Jimmy Do  
Team Photographer ..... Zachary Beeker

#### EVENTS & ENTERTAINMENT

Director, Events & Entertainment ..... John Leach  
Senior Manager, Game Presentation & Entertainment ..... Jason Quintero  
Manager, Fan Interaction ..... Peter Boraks  
Mascot Coordinator ..... Chris Carrozza



## 2023-24 THUNDER BASKETBALL OPERATIONS

Game Presentation & Entertainment Coordinator ..... Candace Coonrod  
 Event Presentation Lead ..... Kira Odom  
 Event Presentation Coordinator ..... Malcolm Frometa  
 Thunder Mobile Experience Coordinator ..... Ryan Reed  
 Performance Teams Manager ..... Cristhian Guzman  
 Events & Entertainment Administrative Coordinator ..... Megan Wilkinson  
 Producer, Video Production & ThunderVision ..... Jase Chilcoat  
 Manager, ThunderVision ..... Justin Walters  
 Lead Motion Graphics Designer & Videographer ..... Sharvil Salve  
 Videographer / Editor ..... John Gray, Connor Leeviraphan  
 Motion Graphics Animator & Editor ..... Daniel Popescu, Spencer Rhodes

### FAN DEVELOPMENT & RETAIL

Director, Fan Development & Retail ..... Michelle Matthews  
 Retail Strategist ..... Peyton Gose  
 Manager, Youth Programs ..... Tanner Sikes

### FINANCE

Controller ..... Stacy Blomstrom  
 Assistant Controller ..... Sarah Amyx  
 Revenue Accountant ..... Ashley Karther  
 Staff Accountant ..... Justin Stambaugh  
 Accounts Payable Lead ..... Katherine Logan  
 Accounts Payable Coordinator ..... Dina Gonzalez

### GUEST RELATIONS

Director, Guest Relations & Safety ..... Joy Joslin  
 Manager, Guest Relations ..... Katie Jaworowski  
 Guest Experience Coordinator ..... Patricia Lopez-McFatrige  
 Guest Relations Training & Development Coordinator ..... Caleb Miller  
 Guest Relations Research Coordinator ..... Ben Noble  
 Guest Relations Assistant ..... Tiffanee Ellison, Corbin Trenary

### HOSPITALITY

Director, Hospitality ..... Aimee Canavan  
 Hospitality Assistant ..... Melissa Brown, Rylan Miller

### INFORMATION TECHNOLOGY

Director, Information Technology ..... Adam Wexler  
 Manager, IT Systems and Security ..... Kelly Fuller  
 Apple Technology Coordinator ..... Taylor Gary  
 IT Support Coordinator ..... Cade Burks  
 IPTV & AV Specialist ..... Trey Lehman

### MARKETING & BRAND EXPRESSION

Director, Brand Influence & Identity ..... Erin Lewis  
 Group Lead, Brand Operations ..... Scott Kubus  
 Brand Operations Specialist ..... Nicole Smith  
 Brand Influence Coordinator ..... Leah Pavone  
 Media Strategist ..... Rachel Orland  
 Head of Brand Identity ..... Brandon Ankney  
 Manager, Brand Design ..... Micah Frysile

## 2023-24 THUNDER BASKETBALL OPERATIONS



Graphic Designer ..... Nate Evans  
 Digital Designer ..... Danielle Hepburn  
 Junior Graphic Designer ..... Kendall Hunt

### MEMBER SERVICES

Director, Season Member Services & Premium Services ..... Chris Sorrels  
 Manager, Member Services ..... Brent Coffman  
 Manager, Courtside Services ..... Jessica Summers  
 Manager, Suite Services ..... Rayna Stewart  
 Senior Account Manager, Ticket Strategy ..... Scott Brinson  
 Senior Account Manager, Member Services ..... Meagan Fennell, Chelsey Olson, Taylor Turner  
 Account Manager, Member Services ..... Matthew Cochran, Cassie Enriquez, Laura Flinton,  
 ..... Trey Garner, Luke Humphrey, Kendall Showers

### PEOPLE & CULTURE

HR Generalist ..... Amy Neff  
 Recruiting Coordinator ..... Paulina Panduro  
 Payroll & HR Reconciliations Specialist ..... Tom Buckley  
 Benefits Assistant ..... Kayla Schroeder

### PREMIUM SALES

Manager, Premium & Regional Sales ..... Kyle Cofer  
 Account Executive, Premium Sales ..... Cole Douglas, Ryan Hock, Chris Kade

### SOCIAL MEDIA

Director, Social Media ..... James Price  
 Manager, Social Media ..... Bree Maxwell  
 Social Media Coordinator ..... Brooke Brennan, Julian Cedron

### TICKET OPERATIONS

Director, Ticket Technology and Operations ..... Dave Saifman  
 Manager, Ticket Operations ..... Becky Bauman, Amanda Ligon

### TICKET SALES

Director, Ticket and Premium Sales ..... Travis Herman  
 Manager, Group & Season Ticket Sales ..... Mac Maddox  
 Account Executive, Season Ticket Sales ..... Caymen Bishop, Jackson Dorsey  
 Senior Account Executive, Group Sales ..... Cate Decker  
 Account Executive, Group Sales ..... Brenna Holley, Travis Hytche  
 ..... Alex Morrow, Melissa Vara  
 Ticket Sales & Group Events Coordinator ..... Abby Bryan  
 Manager, Inside Sales and Development Team Sales ..... Justin Jordan  
 Inside Sales Representative ..... Wynn Andrews, Amir Bhakta, Gracie Brown,  
 ..... Cobe Burch, Kenzie Downs,  
 ..... Sydney Ritter, Rachel Sivinski, Madi Steyer

### THUNDER FELLOWS

#### THUNDER FELLOWS

Executive Director ..... Cedric Ikpo  
 Programs Manager ..... LaKena Whitley  
 Operations Specialist ..... Ricky Graham









2022-23 GAME-BY-GAME STATISTICS

Table with columns: DATE, TM, @, OPP, WL, O, G, MIN, FG, FGA, FG%, FG3, FG3A, FG3%, FT, FTA, FT%, OREB, DREB, REB, AST, PF, DQ, STL, TO, BLK, PTS, PPG. Rows list individual games from 01/13 to 04/09, ending with a TOTALS row.



2022-23 THUNDER HIGHS AND LOWS

2022-23 THUNDER TEAM HIGHS/LOWS

Table with columns: HIGH, LOW. Rows list various team statistics such as Points, FG Made, 3P Made, FT Made, etc., along with the opponent and date of the high/low performance.

2022-23 OPPONENT HIGHS AND LOWS

Table with columns: HIGH, LOW. Rows list various opponent statistics such as Points, FG Made, 3P Made, FT Made, etc., along with the opponent and date of the high/low performance.



2022-23 INDIVIDUAL HIGHS

2022-23 THUNDER INDIVIDUAL HIGHS/LOWS

Table with columns: HIGHS, PLAYER, OPPONENT, DATE. Lists individual statistics for minutes, FG Made, FG Attempted, 3P Made, FT Made, etc.

2022-23 OPPONENT INDIVIDUAL HIGHS AND LOWS

Table with columns: HIGHS, PLAYER, OPPONENT, DATE. Lists opponent individual statistics for minutes, FG Made, FG Attempted, etc.



2022-23 INDIVIDUAL AND TEAM HIGHS

Large table with columns: PLAYER, MINUTES, FIELD GOALS, FREE THROWS, OFFENSIVE, REBOUNDS, TOTAL, ASSISTS, STEALS, TURNOVERS, BLOCKED SHOTS, POINTS. Lists individual and team statistics for various players.

\*C\* indicates a new career-high, \*T\* a tied career-high. Numbers in parentheses indicate the number of games in which a player or team has reached a given total (if more than one).





## 2022-23 THUNDER STARTING LINEUPS

### THUNDER STARTING LINEUPS

FORWARD	FORWARD	CENTER	GUARD	GUARD	GS	W	L
Dort	K. Williams	Pokuševski	Giddey	Gilgeous-Alexander	1		1
Dort	Pokuševski	Robinson-Earl	Giddey	Gilgeous-Alexander	8	2	6
Dort	K. Williams	Robinson-Earl	Giddey	Mann	1		1
Dort	Wiggins	Robinson-Earl	Mann	Gilgeous-Alexander	2	2	
Dort	Wiggins	Pokuševski	Mann	Gilgeous-Alexander	1	1	
Dort	Jal. Williams	Robinson-Earl	Giddey	Gilgeous-Alexander	3	2	1
Dort	Robinson-Earl	Muscala	Giddey	Gilgeous-Alexander	1		1
Dort	Wiggins	Pokuševski	Giddey	Gilgeous-Alexander	2	2	
Dort	Jal. Williams	Pokuševski	Giddey	Gilgeous-Alexander	9	3	6
Dort	K. Williams	Robinson-Earl	Giddey	Gilgeous-Alexander	1		1
Dort	Jal. Williams	Bazley	Giddey	Gilgeous-Alexander	1		1
Dort	Omoruyi	Pokuševski	Joe	Jal. Williams	1	1	
Dort	Wiggins	Pokuševski	Williams	Gilgeous-Alexander	1	1	
Dort	Jal. Williams	Jay. Williams	Giddey	Gilgeous-Alexander	22	10	12
Dort	Jal. Williams	K. Williams	Giddey	Wiggins	1	1	
Dort	Jal. Williams	Muscala	Giddey	Gilgeous-Alexander	3	3	
Dort	Jal. Williams	K. Williams	Giddey	Gilgeous-Alexander	3	2	1
Dort	Jal. Williams	E. Omoruyi	Giddey	Gilgeous-Alexander	1		1
Wiggins	Jal. Williams	Jay. Williams	Giddey	Gilgeous-Alexander	2	2	
Wiggins	Jal. Williams	K. Williams	Giddey	Gilgeous-Alexander	2	1	1
Joe	Jal. Williams	Jay. Williams	Giddey	Gilgeous-Alexander	1		1
K. Williams	Jal. Williams	Jay. Williams	Giddey	Gilgeous-Alexander	1	1	
Dort	Jal. Williams	Jay. Williams	Giddey	Joe	7	3	4
Jal. Williams	Robinson-Earl	Jay. Williams	Giddey	Jal. Williams	1		1
Dort	Wiggins	Jay. Williams	Giddey	Gilgeous-Alexander	1	1	
Dort	Wiggins	Jay. Williams	Giddey	Joe	1		1
Dieng	Robinson-Earl	Mann	Sarr	Butler	1	1	
Dort	K. Williams	Pokuševski	Giddey	Gilgeous-Alexander	1		1
Dort	Pokuševski	Robinson-Earl	Giddey	Gilgeous-Alexander	8	2	6
Dort	K. Williams	Robinson-Earl	Giddey	Mann	1		1
Dort	Wiggins	Robinson-Earl	Mann	Gilgeous-Alexander	2	2	
Dort	Wiggins	Pokuševski	Mann	Gilgeous-Alexander	1	1	
Dort	Jal. Williams	Robinson-Earl	Giddey	Gilgeous-Alexander	3	2	1

### Total: 20 Different Starting Lineups

STARTER	GS	W	L
Butler	1	1	-
Dieng	1	1	-
Dort	73	36	37
Giddey	76	34	42
Gilgeous-Alexander	68	33	35
Holmgren	-	-	-
Joe	10	4	6
Mann	5	4	1
Pokuševski	25	11	14
Robinson-Earl	20	9	11
Šarić	-	-	-
Sarr	1	1	-
Waters III	-	-	-
Wiggins	14	11	3
K. Williams	10	5	5
Jalen Williams	62	31	31
Jaylin Williams	36	16	20

## 2022-23 TRANSACTIONS



Jun. 23	Acquired the draft rights to forward Ousmane Dieng (originally selected 11th overall by New York) for a conditional 2023 1st round pick (DEN own), a conditional 2023 1st round pick (DET own), and a conditional 2023 1st round pick (WAS own).
Jun. 23	Selected forwards Jaylin Williams, Jalen Williams, Chet Holmgren, and guard Peyton Watson in the 2022 NBA Draft.
Jun. 23	Acquired power-forward JaMychal Green and a conditional 2027 1st round pick in exchange for draft rights to Peyton Watson, a more favorable 2023 2nd round pick, and a more favorable 2024 2nd round pick.
Jul. 1	Signed guard-forward Jalen Williams and center-forward Chet Holmgren to a multi-year contract.
Jul. 2	Signed a two-way contract with forward Eugene Omoruyi.
Jul. 3	Waived forward Isaiah Roby.
Jul. 5	Signed forward Ousmane Dieng to a multi-year contract.
Jul. 6	Signed guard Luguentz Dort to a multi-year contract.
Jul. 19	Signed forward Jaylin Williams to a multi-year contract.
Jul. 20	Signed guard-forward Kenrich Williams to a veteran extension.
Jul. 20	Waived power-forward JaMychal Green.
Aug. 3	Signed center Mike Muscala to a multi-year contract.
Sep. 27	Acquired forward-guard Maurice Harkless and a 2029 2nd round pick from Atlanta, in exchange for Vit Krejci.
Sep. 30	Renounced free-agent rights to guard Jawun Evans and point guard Norris Cole.
Sep. 30	Acquired forwards Sterling Brown and Marquese Chriss, point guard Trey Burke, and shooting guard David Nwaba from Houston, in exchange for Derrick Favors, Maurice Harkless, Ty Jerome, Theo Maledon, a More Favorable 2026 2nd round pick, and cash.
Oct. 1	Waived shooting guard Sterling Brown.
Oct. 2	Signed forward Sacha Killeya-Jones to a contract.
Oct. 4	Waived forward Sacha Killeya-Jones.
Oct. 4	Signed forward Robert Woodard II to a contract.
Oct. 7	Signed guard Jahmi'us Ramsey to a contract.
Oct. 8	Waived guard Jahmi'us Ramsey.
Oct. 8	Signed guard Jaden Shackelford to a contract.
Oct. 9	Waived guard Jaden Shackelford.
Oct. 10	Signed guard Abdul Gaddy to a contract.
Oct. 11	Waived guard Abdul Gaddy.
Oct. 12	Signed shooting guard Adam Mokoka to a contract.
Oct. 13	Waived shooting guard Adam Mokoka.
Oct. 14	Signed shooting guard Scotty Hopson to a contract.
Oct. 15	Extend the contracts of Josh Giddey, Tre Mann, and Aleksej Pokusevski.
Oct. 15	Waived shooting guard Scotty Hopson.
Oct. 16	Signed guard Isaiah Joe to a multi-year contract.
Oct. 17	Waived point guard Trey Burke, forward Marquese Chriss, and shooting guard David Nwaba.
Nov. 2	Jaylin Williams assigned to the Oklahoma City Blue.
Nov. 5	Jaylin Williams recalled from the Oklahoma City Blue.
Nov. 8	Jaylin Williams and Ousmane Dieng assigned to the Oklahoma City Blue.
Nov. 10	Jaylin Williams recalled from the Oklahoma City Blue.
Nov. 20	Jaylin Williams assigned to the Oklahoma City Blue.
Nov. 24	Ousmane Dieng recalled from the Oklahoma City Blue.
Dec. 5	Ousmane Dieng assigned to the Oklahoma City Blue.
Dec. 7	Jaylin Williams recalled from the Oklahoma City Blue.
Dec. 12	Jaylin Williams assigned to the Oklahoma City Blue.
Dec. 15	Jaylin Williams and Ousmane Dieng recalled from the Oklahoma City Blue.
Dec. 18	Jaylin Williams and Tre Mann assigned to the Oklahoma City Blue.
Dec. 23	Jaylin Williams and Tre Mann recalled from the Oklahoma City Blue.
Dec. 26	Jaylin Williams assigned to the Oklahoma City Blue.
Dec. 28	Jaylin Williams recalled from the Oklahoma City Blue.
Jan. 19	Ousmane Dieng assigned to the Oklahoma City Blue.
Jan. 22	Ousmane Dieng recalled from the Oklahoma City Blue.
Feb. 4	Jeremiah Robinson-Earl assigned to the Oklahoma City Blue.
Feb. 6	Ousmane Dieng assigned to the Oklahoma City Blue.
Feb. 9	Acquired power forward Dario Saric and a 2029 2nd round pick and cash from Phoenix in exchange for Darius Bazley.
Feb. 9	Acquired Justin Jackson, a least favorable 2023 2nd round pick and a 2029 2nd round pick from Boston, in exchange for Mike Muscala.
Feb. 10	Waived forward Justin Jackson.
Feb. 10	Ended the two-way contract of forward Eugene Omoruyi.
Feb. 11	Signed center Olivier Sarr to a two-way contract.
Feb. 13	Tre Mann assigned to the Oklahoma City Blue.
Feb. 13	Jeremiah Robinson-Earl and Tre Mann recalled from the Oklahoma City Blue.
Feb. 14	Tre Mann assigned to the Oklahoma City Blue.
Feb. 15	Ousmane Dieng and Tre Mann recalled from the Oklahoma City Blue.
Feb. 15	Aaron Wiggins assigned to the Oklahoma City Blue.
Feb. 15	Aaron Wiggins recalled from the Oklahoma City Blue.
Feb. 22	Ousmane Dieng assigned to the Oklahoma City Blue.
Feb. 26	Waived forward Eugene Omoruyi.
Feb. 27	Ended the two-way contract of forward Lindy Waters III.
Feb. 27	Signed forward Lindy Waters III to a multi-year contract.
Mar. 2	Lindy Waters III assigned to the Oklahoma City Blue.
Mar. 3	Signed shooting and point guard Jarden Butler to a two-way contract.
Mar. 3	Ousmane Dieng recalled from the Oklahoma City Blue.
Mar. 5	Lindy Waters III recalled from the Oklahoma City Blue.
Mar. 11	Aleksej Pokusevski assigned to the Oklahoma City Blue.
Mar. 23	Aleksej Pokusevski recalled from the Oklahoma City Blue.



## 2022-23 NBA REVIEW







## 2022-23 AWARD WINNERS

Kia NBA Most Valuable Player Award	Joel Embiid, Philadelphia 76ers
Kia NBA Rookie of the Year Award	Paolo Banchero, Orlando Magic
Kia NBA Defensive Player of the Year Award	Jaren Jackson Jr., Memphis Grizzlies
Kia NBA Sixth Man Award	Malcolm Brogdon, Boston Celtics
Kia NBA Most Improved Player	Lauri Markkanen, Utah Jazz
NBA Sportsmanship Award	Mike Conley, Minnesota Timberwolves
Twyman-Stokes Teammate of the Year Award	Jrue Holiday, Milwaukee Bucks
Bob Lanier Community Assist Award	Brook Lopez, Milwaukee Bucks
NBA Coach of the Year	Mike Brown, Sacramento Kings
NBA Executive of the Year Award	Monte McNair, Sacramento Kings
NBA All-Star Game Kobe Bryant MVP Award	Jayson Tatum, Boston Celtics
Bill Russell NBA Finals Most Valuable Player	Nikola Jokic, Denver Nuggets
Kareem Abdul-Jabbar Social Justice Champion	Stephen Curry, Golden State Warriors

### 2022-23 ALL-NBA TEAMS

First Team votes in parentheses.

FIRST TEAM			SECOND TEAM			THIRD TEAM		
Pos.	Player	Pts.	Pos.	Player	Pts.	Pos.	Player	Pts.
F	Giannis Antetokounmpo, Milwaukee (100)	500	F	Jaylen Brown, Boston (1)	169	F	LeBron James, Los Angeles Lakers	81
F	Jayson Tatum, Boston (92)	484	F	Jimmy Butler, Miami (1)	182	F	Julius Randle, New York	125
C	Joel Embiid, Philadelphia (87)	474	C	Nikola Jokic, Denver (32)	364	C	Domantas Sabonis, Sacramento	147
G	Shai Gilgeous-Alexander, OKC (63)	407	G	Donovan Mitchell, Cleveland (45)	349	G	De'Aaron Fox, Sacramento	144
G	Luka Doncic, Dallas (60)	403	G	Stephen Curry, Golden State (17)	188	G	Damian Lillard, Portland	137

### 2022-23 NBA ALL-DEFENSIVE TEAMS

First Team votes in parentheses.

FIRST TEAM			SECOND TEAM		
Pos.	Player	Pts.	Pos.	Player	Pts.
F	Jaren Jackson Jr., Memphis (96)	195	F	Draymond Green, Golden State (21)	89
F	Evan Mobley, Cleveland (49)	132	F	O.G. Anunoby, Toronto (14)	81
C	Brook Lopez, Milwaukee (85)	181	C	Bam Adebayo, Miami (13)	53
G	Jrue Holiday, Milwaukee (94)	192	G	Derrick White, Boston (24)	99
G	Alex Caruso, Chicago (50)	125	G	Dillon Brooks, Memphis (4)	54

### 2022-23 NBA ALL-ROOKIE TEAMS

First Team votes in parentheses. Chosen without regard to position.

FIRST TEAM		SECOND TEAM	
Player	Pts.	Player	Pts.
Paolo Banchero, Orlando (100)	200	Jaden Ivey, Detroit (43)	142
Jalen Williams, Oklahoma City (99)	199	Jalen Duren, Detroit	85
Walker Kessler, Utah (95)	195	Jabari Smith Jr., Houston (1)	72
Keegan Murray, Sacramento (88)	185	Jeremy Sochan, San Antonio	66
Benedict Mathurin, Indiana (71)	170	Tari Eason, Houston (2)	47

### 2022-23 NBA MONTHLY AWARD WINNERS

KIA NBA PLAYERS OF THE MONTH		COACHES OF THE MONTH	
Oct./Nov.:	Jayson Tatum, Boston (Eastern)	Oct./Nov.:	Joe Mazzulla, Boston (Eastern)
	Devin Booker, Phoenix (Western)		Monty Williams, Phoenix (Western)
December:	Joel Embiid, Philadelphia (Eastern)	December:	Jacque Vaughn, Brooklyn (Eastern)
	Luka Doncic, Dallas (Western)		Willie Green, New Orleans (Western)
January:	Joel Embiid, Philadelphia (Eastern)	January:	Doc Rivers, Philadelphia (Eastern)
	Nikola Jokic, Denver (Western)		Michael Malone, Denver (Western)
February:	Jalen Brunson, New York (Eastern)	February:	Mike Budenholzer, Milwaukee (Eastern)
	Nikola Jokic, Denver (Western)		Mike Brown, Sacramento (Western)
March/April:	Joel Embiid, Philadelphia (Eastern)	March/April:	Doc Rivers, Philadelphia (Eastern)
	Anthony Davis, L.A. Lakers (Western)		Taylor Jenkins, Memphis (Western)

KIA NBA ROOKIES OF THE MONTH		COMMUNITY ASSIST AWARD	
Oct./Nov.:	Benedict Mathurin, Indiana (Eastern)	October:	Marcus Smart, Boston
	Jalen Williams, Oklahoma City (Western)	November:	Tyrese Maxey, Philadelphia
December:	Paolo Banchero, Orlando (Eastern)	December:	Cam Payne, Phoenix
	Keegan Murray, Sacramento (Western)	January:	Alex Caruso, Chicago
January:	Paolo Banchero, Orlando (Eastern)	February:	Keita Bates-Diop, San Antonio
	Keegan Murray, Sacramento (Western)	March:	Brook Lopez, Milwaukee
February:	Paolo Banchero, Orlando (Eastern)		
	Walker Kessler, Utah (Western)		
March/April:	Paolo Banchero, Orlando (Eastern)		
	Jalen Williams, Oklahoma City (Western)		

## 2023 NBA PLAYOFFS



### EASTERN CONFERENCE FIRST ROUND

**BOSTON VS. ATLANTA (BOSTON WON 4-2)**

APR 15 ATL 99 @ BOS 112  
 APR 18 ATL 106 @ BOS 119  
 APR 21 BOS 122 @ ATL 130  
 APR 23 BOS 129 @ ATL 121  
 APR 25 ATL 119 @ BOS 117  
 APR 27 BOS 128 @ ATL 120

**MIAMI VS. MILWAUKEE (MIAMI WON 4-1)**

APR 16 MIA 130 @ MIL 117  
 APR 19 MIA 122 @ MIL 138  
 APR 22 MIL 99 @ MIA 121  
 APR 24 MIL 114 @ MIA 119  
 APR 26 MIA 128 @ MIL 126

**NEW YORK VS. CLEVELAND (NEW YORK WON 4-1)**

APR 15 NYK 101 @ CLE 97  
 APR 18 NYK 90 @ CLE 107  
 APR 21 CLE 79 @ NYK 99  
 APR 23 CLE 93 @ NYK 102  
 APR 26 NYK 106 @ CLE 95

**PHILADELPHIA VS. BROOKLYN (PHILADELPHIA WON 4-0)**

APR 15 BKN 101 @ PHI 121  
 APR 17 BKN 84 @ PHI 96  
 APR 20 PHI 102 @ BKN 97  
 APR 22 PHI 96 @ BKN 88

### EASTERN CONFERENCE SEMIFINALS

**BOSTON VS. PHILADELPHIA (BOSTON WON 4-3)**

MAY 1 PHI 119 @ BOS 115  
 MAY 3 PHI 87 @ BOS 121  
 MAY 5 BOS 114 @ PHI 102  
 MAY 7 BOS 115 @ PHI 116  
 MAY 9 PHI 115 @ BOS 103  
 MAY 11 BOS 95 @ PHI 86  
 MAY 14 PHI 88 @ BOS 112

**MIAMI VS. NEW YORK (MIAMI WON 4-2)**

APR 30 MIA 108 @ NYK 101  
 MAY 2 MIA 105 @ NYK 111  
 MAY 6 NYK 86 @ MIA 105  
 MAY 8 NYK 101 @ MIA 109  
 MAY 10 MIA 103 @ NYK 112  
 MAY 12 NYK 92 @ MIA 96

### EASTERN CONFERENCE FINALS

**MIAMI VS. BOSTON (MIAMI WON 4-3)**

MAY 17 MIA 123 @ BOS 116  
 MAY 19 MIA 111 @ BOS 105  
 MAY 21 BOS 102 @ MIA 128  
 MAY 23 BOS 116 @ MIA 99  
 MAY 25 MIA 97 @ BOS 110  
 MAY 27 BOS 104 @ MIA 103  
 MAY 29 MIA 103 @ BOS 84

### 2023 NBA FINALS

**DENVER VS. MIAMI (DENVER WON 4-1)**

JUNE 1 MIA 93 @ DEN 104  
 JUNE 4 MIA 111 @ DEN 108  
 JUNE 7 DEN 109 @ MIA 94  
 JUNE 9 DEN 108 @ MIA 95  
 JUNE 12 MIA 89 @ DEN 94

### WESTERN CONFERENCE FIRST ROUND

**DENVER VS. MINNESOTA (DENVER WON 4-1)**

APR 16 MIN 80 @ DEN 109  
 APR 19 MIN 113 @ DEN 122  
 APR 21 DEN 120 @ MIN 111  
 APR 23 DEN 108 @ MIN 114  
 APR 25 MIN 109 @ DEN 112

**GOLDEN STATE VS. SACRAMENTO (GOLDEN STATE WON 4-3)**

APR 15 GSW 123 @ SAC 126  
 APR 17 GSW 106 @ SAC 114  
 APR 20 SAC 97 @ GSW 114  
 APR 23 SAC 125 @ GSW 126  
 APR 28 SAC 118 @ GSW 99  
 APR 30 GSW 120 @ SAC 100

**L.A. LAKERS VS. MEMPHIS (LAKERS WON 4-2)**

APR 16 LAL 128 @ MEM 112  
 APR 19 LAL 93 @ MEM 103  
 APR 22 MEM 101 @ LAL 111  
 APR 24 MEM 111 @ LAL 117  
 APR 26 LAL 99 @ MEM 116  
 APR 28 MEM 85 @ LAL 125

**PHOENIX VS. LA CLIPPERS (PHOENIX WON 4-1)**

APR 16 LAC 115 @ PHX 110  
 APR 18 LAC 109 @ PHX 123  
 APR 20 PHX 129 @ LAC 124  
 APR 22 PHX 112 @ LAC 100  
 APR 25 LAC 130 @ PHX 136

### WESTERN CONFERENCE SEMIFINALS

**DENVER VS. PHOENIX (DENVER WON 4-2)**

APR 29 PHO 107 @ DEN 125  
 MAY 1 PHO 87 @ DEN 97  
 MAY 5 DEN 114 @ PHO 121  
 MAY 7 DEN 124 @ PHO 129  
 MAY 9 PHO 102 @ DEN 118  
 MAY 11 DEN 125 @ PHO 100

**L.A. LAKERS VS. GOLDEN STATE (LAKERS WON 4-2)**

MAY 2 LAL 117 @ GSW 112  
 MAY 4 LAL 100 @ GSW 127  
 MAY 6 GSW 97 @ LAL 127  
 MAY 8 GSW 101 @ LAL 104  
 MAY 10 LAL 106 @ GSW 121  
 MAY 12 GSW 101 @ LAL 122

### WESTERN CONFERENCE FINALS

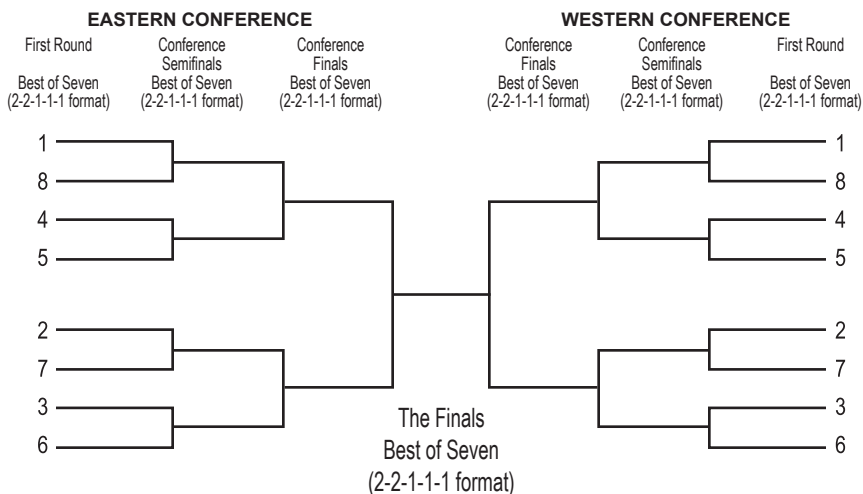
**DENVER VS. L.A. LAKERS (DENVER WON 4-0)**

MAY 16 LAL 126 @ DEN 132  
 MAY 18 LAL 103 @ DEN 108  
 MAY 20 DEN 119 @ LAL 108  
 MAY 22 DEN 113 @ LAL 111



## 2023 NBA PLAYOFF STRUCTURE/ATTENDANCE

### 2023 NBA PLAYOFF STRUCTURE



Eight teams from each conference qualify for the NBA Playoffs. The three division winners and the team with the next-best record from each conference will receive the top four seeds and will be ranked Nos. 1-4 according to their regular-season records. The remaining four teams in each conference will be seeded 5-8 according to their won-lost records. The Play-In Tournament will determine the teams that will fill the seventh and eighth playoff seeds in each conference. The Play-In Tournament, which will take place after the regular season and before the first round of the playoffs, will include the teams with the seventh-highest through the tenth-highest winning percentages in each conference. In each round of the playoffs, the team with the better regular-season won-lost record gets the home-court advantage. All rounds of the playoffs are a best-of-seven series. Each best-of-seven series will play 2-2-1-1-1 format.

### 2022-23 FINAL REGULAR SEASON ATTENDANCE

TEAM	HOME ATTENDANCE			ROAD ATTENDANCE		
	G	ATT	AVG	G	ATT	AVG
Atlanta Hawks	41	719,787	17,556	41	740,177	18,053
Boston Celtics	41	785,396	19,156	41	772,066	18,831
Brooklyn Nets	41	724,439	17,669	41	750,800	18,312
Charlotte Hornets	41	702,052	17,123	41	739,344	18,033
Chicago Bulls	41	841,632	20,528	41	747,996	18,244
Cleveland Cavaliers	41	796,712	19,432	41	741,821	18,093
Dallas Mavericks	41	827,282	20,178	41	743,677	18,138
Denver Nuggets	41	788,635	19,235	41	722,748	17,628
Detroit Pistons	41	759,715	18,530	41	732,509	17,866
Golden State Warriors	41	740,624	18,064	41	807,969	19,707
Houston Rockets	41	668,865	16,314	41	724,777	17,677
Indiana Pacers	41	641,562	15,648	41	733,937	17,901
Los Angeles Clippers	41	720,543	17,574	41	722,652	17,626
Los Angeles Lakers	41	763,168	18,614	41	769,874	18,777
Memphis Grizzlies	41	707,836	17,264	41	744,666	18,163
Miami Heat	41	807,190	19,688	41	753,129	18,369
Milwaukee Bucks	41	718,786	17,531	41	750,138	18,296
Minnesota Timberwolves	41	687,510	16,769	41	717,468	17,499
New Orleans Pelicans	41	687,691	16,773	41	738,885	18,022
New York Knickerbockers	41	795,110	19,393	41	757,168	18,468
Oklahoma City Thunder	41	636,903	15,534	41	737,091	17,978
Orlando Magic	41	728,405	17,766	41	739,973	18,048
Philadelphia 76ers	41	839,261	20,470	41	734,346	17,911
Phoenix Suns	41	699,911	17,071	41	750,057	18,294
Portland Trail Blazers	41	767,374	18,716	41	729,667	17,797
Sacramento Kings	41	715,491	17,451	41	718,899	17,534
San Antonio Spurs	41	694,434	16,937	41	723,645	17,650
Toronto Raptors	41	811,261	19,787	41	727,994	17,756
Utah Jazz	41	746,446	18,206	41	733,128	17,881
Washington Wizards	41	710,481	17,329	41	727,901	17,754
<b>TOTALS</b>	<b>1230</b>	<b>22,234,502</b>	<b>18,077</b>	<b>1230</b>	<b>22,234,502</b>	<b>18,077</b>

## NBA OFFICE DIRECTORY



### NATIONAL BASKETBALL ASSOCIATION NBA ENTERTAINMENT WOMEN'S NATIONAL BASKETBALL ASSOCIATION NBA G LEAGUE NBA 2K LEAGUE BASKETBALL AFRICA LEAGUE U.S. OFFICES

**NEW YORK**  
 Olympic Tower  
 645 Fifth Avenue  
 New York, NY 10022  
 Telephone: (212) 407-8000  
 Fax: (212) 832-3861

**NEW JERSEY**  
 100 Plaza Drive  
 Secaucus, NJ 07094  
 Telephone: (201) 865-1500  
 Fax: (201) 974-5973

### INTERNATIONAL OFFICES

#### AFRICA

**CAIRO**  
 5A Building H, Second Floor  
 Unit 3  
 New Cairo  
 Cairo  
 Egypt

**DAKAR**  
 Levels 4 and 5, Serenity Building  
 King Fahd Palace Road  
 Almadies, Dakar  
 Senegal

#### JOHANNESBURG

6th Floor  
 The Ridge  
 1 Discovery Place  
 Sandton, 2196  
 South Africa

#### LAGOS

6th Floor, Landmark Towers  
 5B Water Corporation Road  
 Oniru, Lagos State  
 Nigeria

#### ASIA-PACIFIC

##### BEIJING

19th Floor, Office Tower 2, China Central Place  
 No. 79 Jianguo Road, Chaoyang District  
 Beijing, China 100025  
 Telephone: +86-10-5200-8200  
 Fax: +86-10-5200-8202

##### HONG KONG

Room 3101, Lee Gardens One  
 33 Hysan Avenue  
 Causeway Bay, Hong Kong  
 Telephone: +852-2843-9600  
 Fax: +852-2536-4808

##### MANILA

Unit 1701, World Plaza Building  
 5th Avenue corner 30th Street  
 Bonifacio Global City  
 Taguig, 1634 Philippines  
 Telephone: +632-866-8205

#### MUMBAI

C-1804, ONE BKC  
 G Block, Bandra Kurla Complex  
 Bandra East, Mumbai - 400051  
 Telephone: +91-22-6124-6100

#### SHANGHAI

Unit 2703-2708, 27F, Tower 2 Plaza  
 66 1266 Nanjing West Road  
 Jing An District  
 Shanghai, China 200040  
 Telephone: +86-21-6137-2200  
 Fax: +86-21-6288-9920

#### CANADA

##### TORONTO

16 York Street, Suite 2510  
 Toronto, Ontario, Canada M5J 0E6  
 Telephone: (416) 682-2000

#### EUROPE & THE MIDDLE EAST

##### LONDON

Endeavour House  
 189 Shaftesbury Avenue  
 London, United Kingdom WC2H 8JR  
 Telephone: +44-20-7420-8900

##### MADRID

47 Leganitos Street 6th Floor  
 28013 Madrid, Spain  
 Telephone: +34-912-153-573

#### LATIN AMERICA

##### RIO DE JANEIRO

Av Borges de Medeiros, 633  
 Sala 301 - Leblon  
 Rio de Janeiro, RJ, Brazil 22430-041  
 Telephone: +55-21-3206-6400  
 Fax: +55-21-2586-6001

##### MEXICO CITY

Av. Prolongacion Paseo de la Reforma  
 No. 1236, Piso 6  
 Planta Baja Desarrollo Santa Fe  
 Cuajimalpa De Morelos, Ciudad De Mexico 05348  
 Telephone: +52-55-9171-7700



NBA G LEAGUE



2022-23 NBA G LEAGUE SHOWCASE CUP STANDINGS

Table with columns: TEAM, W, L, PCT, GB, HOME, ROAD, LAST 10, STREAK. Includes Central and East divisions.

SOUTH

Table with columns: TEAM, W, L, PCT, GB, HOME, ROAD, LAST 10, STREAK. South division teams.

WEST

Table with columns: TEAM, W, L, PCT, GB, HOME, ROAD, LAST 10, STREAK. West division teams.

2022-23 NBA G LEAGUE SHOWCASE CUP RESULTS

QUARTERFINALS

- (Single Elimination) Monday, December 19
Maine Celtics defeat South Bay Lakers, 112-106
Ontario Clippers defeat Iowa Wolves, 121-95
Windy City Bulls defeat Rio Grande Valley Vipers, 102-96
Cleveland Charge defeat College Park Skyhawks, 120-104

SEMIFINALS

- (Single Elimination) Tuesday, December 20
Ontario Clippers defeat Maine Celtics, 124-112
Windy City Bulls defeat Cleveland Charge, 96-94

FINALS

- (Single Elimination) Thursday, December 22
Ontario Clippers defeat Windy City Bulls, 99-97

2022-23 NBA G LEAGUE FINAL REGULAR SEASON STANDINGS

Table with columns: TEAM, W, L, PCT, GB, HOME, ROAD, LAST 10, STREAK. G League Eastern Conference.

Table with columns: TEAM, W, L, PCT, GB, HOME, ROAD, LAST 10, STREAK. G League Western Conference.

2022-23 NBA G LEAGUE POSTSEASON RESULTS

- FIRST ROUND (Single Elimination) Tuesday, March 28
Capital City Go-Go defeat Fort Wayne Mad Ants, 101-187
Sioux Falls Skyforce defeat Salt Lake City Stars, 115-107
Wednesday, March 29
Cleveland Charge defeat Maine Celtics, 113-100
Rio Grande Valley Vipers defeat South Bay Lakers, 124-122
CONFERENCE SEMIFINALS (Single Elimination) Thursday, March 30
Delaware Blue Coats defeat Capital City Go-Go, 104-99
Sioux Falls Skyforce defeat Stockton Kings, 98-97
Friday, March 31
Rio Grande Valley Vipers defeat Memphis Hustle, 110-108
Long Island Nets defeat Cleveland Charge, 111-107

- CONFERENCE FINALS (Single Elimination) Sunday, April 2
Delaware Blue Coats defeat Long Island Nets, 108-94
Rio Grande Valley Vipers defeat Sioux Falls Skyforce, 110-105
FINALS (Best of Three) Tuesday, April 4
Delaware Blue Coats defeat Rio Grande Valley Vipers, 134-120
Thursday, April 6
Delaware Blue Coats defeat Rio Grande Valley Vipers, 114-110

2022-23 NBA G LEAGUE REGULAR SEASON STATISTICAL LEADERS

Table with columns: SCORING AVERAGE, REBOUNDS PER GAME, ASSISTS PER GAME, G, OFF DEF TOT AVG. Lists top performers across various categories.

Table with columns: FIELD GOAL PCT., 3-PT FIELD GOAL PCT., 3GA, PCT, FREE THROW PCT., FT, FTA, PCT. Lists top shooters.

Table with columns: STEALS PER GAME, BLOCKS PER GAME, MINUTES PER GAME, G, MIN, AVG. Lists top stealers, blockers, and minutes leaders.

2022-23 NBA G LEAGUE AWARD WINNERS

- Most Valuable Player: Carlik Jones (Windy City Bulls)
Defensive Player of the Year: Jay Huff (South Bay Lakers/Capital City Go-Go)
Rookie of the Year: Kenneth Lofton Jr. (Memphis Hustle)
Jason Collier Sportsmanship Award: Nate Pierre-Louis (South Bay Lakers)
Most Improved Player: Lester Quinones (Santa Cruz Warriors)
Basketball Executive of the Year: Paul Johnson (Stockton Kings)
Finals MVP: Jaden Springer (Delaware Blue Coats)
Showcase MVP: Brandon Boston Jr. (Ontario Clippers)

2022-23 ALL-NBA G LEAGUE ALL-SHOWCASE TEAM

- Brandon Boston Jr. - Ontario Clippers
Kenneth Lofton Jr. - Memphis Hustle
Tre Mann - Oklahoma City Blue
Isaiah Mobley - Cleveland Charge
Terry Taylor - Fort Wayne Mad Ants

2022-23 ALL-NBA G LEAGUE TEAMS

- FIRST TEAM: David Duke Jr. - Long Island, Carlik Jones - Windy City, Kenneth Lofton Jr. - Memphis, Neemias Queta - Stockton
SECOND TEAM: Jamaree Bouyea - Sioux Falls, Sharife Cooper - Cleveland, Mfiondu Kabengele - Maine, Luka Samanic - Maine
THIRD TEAM: Justin Anderson - Fort Wayne, Chris Chiozza - Long Island, Moussa Diabate - Ontario, Isaiah Mobley - Cleveland, Xavier Moon - Ontario

2022-23 ALL-NBA G LEAGUE ALL-ROOKIE TEAM

- Jamaree Bouyea - Sioux Falls
Darius Days - Rio Grande
Moussa Diabate - Ontario
Kenneth Lofton Jr. - Memphis
Lester Quinones - Santa Cruz

2022-23 ALL-NBA G LEAGUE ALL-DEFENSIVE TEAM

- Kris Dunn - Capital City
Shaquille Harrison - South Bay
Jay Huff - South Bay/Capital City
Mfiondu Kabengele - Maine
Neemias Queta - Stockton



## NBA G LEAGUE TEAM DIRECTORY



**NBA G League Office**  
 Olympic Tower, 645 5th Avenue; New York, NY 10022  
 Media Relations: Sam Hoffman (shoffman@nba.com)  
 and Devon Garden (dgarden@nba.com)

### Austin Spurs

1717 Scottsdale Drive, Suite 155, Cedar Park, TX 78641  
 Arena: H-E-B Center at Cedar Park  
 Tel: (512) 236-8333  
 Media Relations Contact: Loren Leali'e'e (llealiece@spurs.com)  
 NBA Affiliation: San Antonio

### Birmingham Squadron

950 22nd Street N, Suite 925, Birmingham, AL 35203  
 Arena: Legacy Arena at the BJCC  
 Tel: (256) 708-0281  
 Media Relations Contact: Dawson Boyd (Dawson.Boyd@pelicans.com)  
 NBA Affiliation: New Orleans

### Capital City Go-Go

1100 Oak Drive SE, Washington, DC 20032  
 Arena: Ent. & Sports Arena in Congress Hts.  
 Tel: (202) 318-5278  
 Media Relations Contact: Autumn Hair (ahair@monumentalsports.com)  
 NBA Affiliation: Washington

### Cleveland Charge

1 Center Court, Cleveland, OH, 44115  
 Arena: Cleveland State University Wolstein Center  
 Tel: (216) 420-2730  
 Media Relations Contact: Sean Wyatt (swyatt@cavs.com)  
 NBA Affiliation: Cleveland

### College Park Skyhawks

101 Marietta Street NW, Suite 1100, Atlanta, GA 30303  
 Arena: Gateway Center Arena at College Park  
 Tel: (404) 878-3800  
 Media Relations Contact: Jerome Schwich (Jerome.schwich@cpskyhawks.com)  
 NBA Affiliation: Atlanta

### Delaware Blue Coats

401 Garasches Lane, Wilmington, DE 19801  
 Arena: Chase Fieldhouse  
 Tel: (302) 504-7587  
 Media Relations Contact: Alex Yoh (alex.yoh@76ers.com and BlueCoatsPR@76ers.com)  
 NBA Affiliation: Philadelphia

### Grand Rapids Gold

130 Fulton Street W, Grand Rapids, MI 49503  
 Arena: Van Andel Arena  
 Tel: (844) 847-4653  
 Media Relations Contact: Shane Marvin (smarvin@rbgrandrapids.com) and Brittny Whitefield (bwhitefield@rbgrandrapids.com)  
 NBA Affiliation: Denver

### Greensboro Swarm

2411 B West Gate City Boulevard, Greensboro, NC 27403  
 Arena: Fieldhouse at the Greensboro Coliseum Complex  
 Tel: (336) 907-3608  
 Media Relations Contact: Haley Winstead (hwinstead@gsoswarm.com)  
 NBA Affiliation: Charlotte

### Indiana Mad Ants

125 S. Pennsylvania Street Indianapolis, IN 46204  
 Arena: Gainbridge Fieldhouse  
 Tel: (260) 702-9561  
 Media Relations Contact: Dan Vance (dvance@pacers.com)  
 NBA Affiliation: Indiana

### Iowa Wolves

730 3rd Street, Des Moines, IA 50309  
 Arena: Wells Fargo Arena  
 Tel: (515) 564-8550  
 Media Relations Contact: John Meyer (john.meyer@iawolves.com)  
 NBA Affiliation: Minnesota

### Long Island Nets

1255 Hempstead Turnpike, Uniondale, New York 11553  
 Arena: Nassau Coliseum  
 Tel: (516) 664-8199  
 Media Relations Contact: Patricia Douglas (pdouglas@bseglobal.net)  
 NBA Affiliation: Brooklyn

### Maine Celtics

550 Forest Avenue, Portland, ME 04012  
 Arena: Portland Exposition Building  
 Tel: (207) 835-6765  
 Media Relations Contact: Evans Boston (EBoston@maineceltics.com)  
 NBA Affiliation: Boston

### Memphis Hustle

191 Beale Street, Memphis, TN 38103  
 Arena: Landers Center  
 Tel: (901) 205-1234  
 Media Relations Contact: Brandon Abraham (BAbraham@grizzlies.com)  
 NBA Affiliation: Memphis

### Mexico City Capitanes

Av. de las Granjas 800, Santa Barbara, Azcapotzalco, 02230, Mexico City, Mexico  
 Arena: Arena Ciudad de México  
 Tel: +52 55 6414 6100  
 Media Relations Contact: Adriana Barrón (abarron@capitanes.mx)  
 NBA Affiliation: None

### Motor City Cruise

1290 West Warren Avenue, Detroit, MI 48201  
 Arena: Wayne State Fieldhouse  
 Tel: (417) 331-0002  
 Media Relations Contact: Brody Hickie (bhickie@gistons.com)  
 NBA Affiliation: Detroit

### NBA G League Ignite

200 S Green Valley Parkway, Henderson, NV 89012  
 Arena: The Dollar Loan Center  
 Tel: (859) 489-5761  
 Media Relations Contact: Dermonte Bond (dbond@nba.com)  
 NBA Affiliation: None

### Oklahoma City Blue

208 Thunder Drive, Oklahoma City, OK 73102  
 Arena: Paycom Center  
 Tel: (405) 208-4800  
 Media Relations Contact: Cole Terlip (cterlip@okcthunder.com)  
 NBA Affiliation: Oklahoma City

### Ontario Clippers

1212 Flower Street, Los Angeles, CA 90015  
 Arena: Toyota Arena  
 Tel: (909) 406-9090  
 Media Relations Contact: Cooper Dzierzanowski (cdzierzanowski@clippers.com)  
 NBA Affiliation: LA Clippers

### Oseola Magic

1675 Silver Spur Lane, Kissimmee, FL 34744  
 Arena: Silver Spurs Arena  
 Tel: (407) 447-2140  
 Media Relations Contact: Comron Fouladi (cfouladi@oseolamagic.com)  
 NBA Affiliation: Orlando

### Raptors 905

5600 Rose Cherry Place, Mississauga, ON L4Z4B6  
 Arena: Paramount Fine Foods Centre  
 Tel: (416) 615-5600  
 Media Relations Contact: Safia Hersi (SHersi@raptors905.com)  
 NBA Affiliation: Toronto

### Rio Grande Valley Vipers

4421 N. McCall Road, McAllen, TX 78504  
 Arena: Bert Ogden Arena  
 Tel: (956) 843-0072  
 Media Relations Contact: Juanita Maldonado (juanita@gvipers.com)  
 NBA Affiliation: Houston

### Rip City Remix

1 Center Court Suite 200, Portland, OR 97227  
 Arena: Chiles Center  
 Tel: (503) 235-8771  
 Media Relations Contact: Hunter Hippel (hunter.hippel@ripcity.com)  
 NBA Affiliation: Portland

### Salt Lake City Stars

3200 S Decker Lake Drive, West Valley City, UT 84119  
 Arena: Maverik Center  
 Tel: (801) 325-7827  
 Media Relations Contact: Megan Zipfel (megan.zipfel@utahjazz.com)  
 NBA Affiliation: Utah

### Santa Cruz Warriors

903 Pacific Avenue, Suite 101, Santa Cruz, CA 95060  
 Arena: Kaiser Permanente Arena  
 Tel: (503) 704-6328  
 Media Relations Contact: Anna Burleson (aburleson@warriors.com)  
 NBA Affiliation: Golden State

### Sioux Falls Skyforce

2131 South Minnesota Avenue, Sioux Falls, SD 57105  
 Arena: Sanford Pentagon  
 Tel: (605) 332-0605  
 Media Relations Contact: Nick Robinson (nick@skyforceonline.com)  
 NBA Affiliation: Miami

### South Bay Lakers

2275 East Mariposa Avenue, El Segundo, CA 90245  
 Arena: UCLA Health Training Center  
 Tel: (310) 426-6000  
 Media Relations Contact: Cole Knox (cknox@sblakers.com)  
 NBA Affiliation: Los Angeles Lakers

### Stockton Kings

400 East Main Street, Suite 760 Stockton, CA 95202  
 Arena: Stockton Arena  
 Tel: (888) 564-7209  
 Media Relations Contact: Shannon Malone Mazibuko (smalone@kings.com)  
 NBA Affiliation: Sacramento

### Texas Legends

2601 Avenue of the Stars, Suite 300, Frisco, TX 75034  
 Arena: Comerica Center  
 Tel: (214) 469-0822  
 Media Relations Contact: Britney Wynn (bwynn@texlegends.com)  
 NBA Affiliation: Dallas

### Westchester Knicks

711 Old Saw Mill River Road, Tarrytown, NY 10591  
 Arena: Westchester County Center  
 Tel: (212) 485-7116  
 Media Relations Contact: Derek Lapinski (Derek.Lapinski@mssgsports.com)  
 NBA Affiliation: New York

### Windy City Bulls

5333 Prairie Stone Parkway, Hoffman Estates, IL 60192  
 Arena: NOW Arena  
 Tel: (847) 396-7070  
 Media Relations Contact: Hayden Garrett (hgarrett@bulls.com)  
 NBA Affiliation: Chicago

### Wisconsin Herd

549 High Avenue, Oshkosh, WI 54901  
 Arena: Oshkosh Arena  
 Tel: (920) 233-4374  
 Media Relations Contact: Jamie Winsted (jamie.winsted@wisconsinherd.com)  
 NBA Affiliation: Milwaukee

## ALL-TIME RECORDS





## YEAR-BY-YEAR RECORD

Season	Home	Road	Neutral	Overall
2008-09	15-26	8-33	0-0	23-59
2009-10	27-14	23-18	0-0	50-32
2010-11	30-11	25-16	0-0	55-27
2011-12	26-7	21-12	0-0	47-19
2012-13	34-7	26-15	0-0	60-22
2013-14	34-7	25-16	0-0	59-23
2014-15	29-12	16-25	0-0	45-37
2015-16	32-9	23-18	0-0	55-27
2016-17	28-13	19-22	0-0	47-35
2017-18	27-14	21-20	0-0	48-34
2018-19	27-14	22-19	0-0	49-33
2019-20	23-14	21-14	0-0	44-28
2020-21	10-26	12-24	0-0	22-50
2021-22	12-29	12-29	0-0	24-58
2022-23	24-17	16-25	0-0	40-42
<b>TOTALS</b>	<b>378-220</b>	<b>289-307</b>	<b>0-0</b>	<b>668-526</b>
<b>PCT</b>	<b>.632</b>	<b>.485</b>	<b>-</b>	<b>.559</b>

### COACHES YEAR-BY-YEAR

SEASON	COACH	W-L	PCT	FINISH	PLAYOFFS PCT
2008-09	P.J. Carlesimo	1-12			
	Scott Brooks	22-47			
	Total	23-59	.280	5th/Northwest	Did not qualify
2009-10	Scott Brooks	50-32	.610	4th/Northwest	2-4 .333
2010-11	Scott Brooks	55-27	.671	1st/Northwest	9-8 .529
2011-12	Scott Brooks	47-19	.712	1st/Northwest	13-7 .650
2012-13	Scott Brooks	60-22	.732	1st/Northwest	5-6 .455
2013-14	Scott Brooks	59-23	.720	1st/Northwest	10-9 .526
2014-15	Scott Brooks	45-37	.549	2nd/Northwest	Did not qualify
2015-16	Billy Donovan	55-27	.671	1st/Northwest	11-7 .611
2016-17	Billy Donovan	47-35	.573	2nd/Northwest	1-4 .200
2017-18	Billy Donovan	48-34	.585	T-2nd/Northwest	2-4 .333
2018-19	Billy Donovan	49-33	.598	4th/Northwest	1-4 .200
2019-20	Billy Donovan	44-28	.611	2nd/Northwest	3-4 .428
2020-21	Mark Daigneault	22-50	.306	5th/Northwest	Did not qualify
2021-22	Mark Daigneault	24-58	.293	5th/Northwest	Did not qualify
2022-23	Mark Daigneault	40-42	.488	3rd/Northwest	Did not qualify
<b>Totals</b>		<b>668-526</b>	<b>.559</b>		

### COACHES OVERALL RECORDS

COACH	REGULAR SEASON RECORD	PCT	PLAYOFF RECORD	PCT
P.J. Carlesimo	1-12	.077	0-0	---
Scott Brooks	338-207	.620	39-34	.534
Billy Donovan	243-157	.608	18-23	.439
Mark Daigneault	46-108	.299	0-0	---
<b>TOTALS</b>	<b>668-626</b>	<b>.565</b>	<b>57-57</b>	<b>.500</b>

## ON OPENING NIGHT



DATE	OPPONENT	RESULT	SCORE	DATE	OPPONENT	RESULT	SCORE
*10/29/08	Milwaukee	L	87-98	11/1/08	Houston	L	77-89
*10/28/09	Sacramento	W	102-89	10/30/09	Detroit	W	91-83
*10/27/10	Chicago	W	106-95	10/29/10	Detroit	W	105-104
*12/25/11	Orlando	W	97-89	12/26/11	Minnesota	W	104-100
11/2/12	Portland	W	106-92	*11/1/12	San Antonio	L	84-86
11/3/13	Phoenix	W	103-96	*10/30/13	Utah	W	101-98
11/1/14	Denver	W	102-91	*10/29/14	Portland	L	89-106
*10/28/15	San Antonio	W	112-106	10/30/15	Orlando	W	139-136 (2OT)
10/28/16	Phoenix	W	113-110 (OT)	*10/26/16	Philadelphia	W	103-97
*10/19/17	New York	W	105-84	10/21/17	Utah	L	87-96
10/21/18	Sacramento	L	120-131	*10/16/18	Golden State	L	108-100
10/25/19	Washington	L	85-97	*10/23/19	Utah	L	95-100
12/28/20	Utah	L	109-110	*12/26/20	Charlotte	W	109-107
10/24/21	Philadelphia	L	115-103	*10/20/21	Utah	L	107-86
10/19/22	Minnesota	L	108-115	10/23/22	Minnesota	L	116-106

\*Season Opening Games (8-6)



## OPENING NIGHT STARTING LINEUPS

Year	Player	Year	Player	Year	Player	Year	Player
2008	Earl Watson Kevin Durant Johan Petro Jeff Green Nick Collison	2009	Russell Westbrook Thabo Sefolosha Kevin Durant Jeff Green Nenad Krstic	2010	Russell Westbrook Thabo Sefolosha Kevin Durant Jeff Green Nenad Krstic	2011	Russell Westbrook Thabo Sefolosha Kevin Durant Serge Ibaka Kendrick Perkins
2012	Russell Westbrook Thabo Sefolosha Kevin Durant Serge Ibaka Kendrick Perkins	2013	Reggie Jackson Thabo Sefolosha Kevin Durant Serge Ibaka Kendrick Perkins	2014	Russell Westbrook Andre Roberson Perry Jones Serge Ibaka Steven Adams	2015	Russell Westbrook Andre Roberson Kevin Durant Serge Ibaka Steven Adams
2016	Russell Westbrook Andre Roberson Domantas Sabonis Victor Oladipo Steven Adams	2017	Russell Westbrook Andre Roberson Paul George Carmelo Anthony Steven Adams	2018	Russell Westbrook Terrance Ferguson Paul George Patrick Patterson Steven Adams	2019	Chris Paul Shai Gilgeous-Alexander Terrance Ferguson Danilo Gallinari Steven Adams
2020	Shai Gilgeous-Alexander George Hill Luguentz Dort Darius Bazley Al Horford	2021	Shai Gilgeous-Alexander Darius Bazley Luguentz Dort Josh Giddey Derrick Favors	2022	Shai Gilgeous-Alexander Josh Giddey Luguentz Dort Aleksej Pokuševski Kenrich Williams		

### LEADERS FOR MOST STARTS ON OPENING NIGHT

Russell Westbrook	9	Steven Adams	6	Serge Ibaka	5
Kevin Durant	8	Thabo Sefolosha	5		

## HIGH/LOW SCORING GAMES - WIN/LOSS STREAKS



### HIGHEST SCORING GAMES

Points	Opponent	Date	Result
149	Minnesota	3/23/2013	W, 149-140 (2OT)
148	Utah	2/22/2019	W, 148-147 (2OT)
148	at Cleveland	1/20/2018	W, 148-124
147	at San Antonio	1/10/2019	L, 147-154 (2OT)
140	Atlanta	1/24/2020	W, 140-111
139	Minnesota	12/6/2019	W, 139-127 (OT)
139	At Orlando	10/30/2015	W, 139-136 (2OT)
139	at Utah	4/6/2010	L, 139-140
138	at Minnesota	4/15/2015	W, 138-113
137	Memphis	4/11/2018	W, 137-123
137	Phoenix	12/31/2014	W, 137-134 (OT)
134	at Portland	3/28/22	W, 134-131
134	at Washington	11/2/2018	W, 134-111
133	at L.A. Lakers	1/3/2018	W, 133-96
153	vs. Houston	2/4/23 W	153-121
150	vs. Boston	1/3/23 W	150-117
145	at New York	11/13/2022	W, 145-135
138	at Portland	2/10/23	W, 138-129
135	at Minnesota	12/3/22	W, 135-128
134	vs. Charlotte	3/28/23	L, 134-137
133	at Philadelphia	1/12/23	W, 133-114
133	vs. Houston	2/15/23	W, 133-96

### OPPONENT HIGHEST SCORING GAMES

Points	Opponent	Date	Result
154	at San Antonio	1/10/2019	L, 147-154 (2OT)
152	at Memphis	12/2/21	L, 152-79
152	Indiana	5/1/2021	L, 95-152
147	Golden State	4/14/2021	L, 109-147
147	Brooklyn	1/29/2021	L, 125-147
147	Utah	2/22/2019	W, 148-147 (2OT)
142	Milwaukee	3/8/22	L, 142-115
142	at Atlanta	1/15/2019	L, 126-142
140	at Phoenix	4/2/2021	L, 103-140s
140	Minnesota	3/23/2012	W, 149-140 (2OT)
140	at Utah	4/6/2010	L, 139-140 (OT)
140	at Phoenix	2/20/2009	L, 118-140
138	Minnesota	3/4/22	L, 138-101
138	at L.A. Clippers	4/10/22	L, 138-88
138	L.A. Lakers	1/17/2019	L, 128-138 (OT)
137	at Utah	4/6/22	L, 137-101
137	at Houston	3/26/2017	L, 125-137
136	Atlanta	3/30/22	L, 136-118
136	at Golden State	5/8/2021	L, 97-136
136	Houston	2/1/2021	L, 106-136
136	at Portland	11/27/2019	L, 119-136
136	at Orlando	10/30/2015	W, 139-136 (2OT)
136	vs. Milwaukee	2/09/22	L, 132-136 (2OT)
136	at Golden State	4/04/23	L, 125-136

### LOWEST SCORING GAMES

Points	Opponent	Date	Result
65	Houston	11/16/2014	L, 65-69
72	Portland	4/3/2009	L, 72-107
74	Portland	11/1/2009	L, 74-83
74	at San Antonio	1/1/2011	L, 74-101
74	at Memphis	1/31/2015	L, 74-85
77	at Houston	11/1/2008	L, 77-89
77	at LA Clippers	4/16/2012	L, 77-92
78	at Dallas	3/3/2021	L, 78-87
78	San Antonio	3/16/2009	W, 78-76
78	at Milwaukee	11/11/2014	L, 78-85

### OPPONENT LOWEST SCORING GAMES

Points	Opponent	Date	Result
69	at Chicago	10/28/2017	W, 101-69
69	Houston	11/16/2014	L, 65-69
69	at Phoenix	2/10/2013	W, 97-69
69	Charlotte	11/26/2012	W, 114-69
72	Chicago	2/24/2013	W, 102-72
73	Utah	11/24/2013	W, 95-73
74	Miami	1/17/2016	W, 99-74
74	New Orleans	2/27/2013	W, 119-74
74	at Brooklyn (NJJ)	1/21/2012	W, 84-74
74	Orlando	11/8/2009	W, 102-74
74	Philadelphia	3/8/2009	W, 89-74
75	Miami	3/22/2015	W, 93-75
75	Charlotte	12/26/2014	W, 98-75
75	at Indiana	4/5/2013	W, 97-75
75	Toronto	4/8/2012	W, 91-75
75	at Cleveland	3/13/2011	W, 95-75
75	L.A. Lakers	3/26/2010	W, 91-75

### LONGEST WINNING STREAKS

STREAK	COACH	DATES OF STREAK	END OF STREAK	STREAK ENDED BY	SCORE
12	Scott Brooks	11/16/12 to 12/19/12	12/20/12	at Minnesota	93-99
10	Scott Brooks	1/16/14 to 1/31/14	2/1/14	at Washington	81-96
9	Scott Brooks	12/6/13 to 12/21/13	12/22/13	Toronto	98-104
9	Scott Brooks	1/29/10 to 2/21/10	2/23/10	Phoenix	102-104
8	Billy Donovan	1/13/18 to 1/28/18	3/10/18	at Washington	96-102
8	Billy Donovan	3/14/16 to 3/28/16	3/29/16	at Detroit	82-88
8	Scott Brooks	11/16/13 to 12/3/13	12/4/13	at Portland	104-111

### LONGEST LOSING STREAKS

STREAK	COACH	DATES OF STREAK	END OF STREAK	STREAK ENDED BY	SCORE
14	Mark Daigneault	4/2/21 to 4/26/21	4/27/21	Boston	119-115
14	P.J. Carlesimo/Scott Brooks	11/5/08 to 11/28/08	11/29/08	Memphis	111-103
10	Mark Daigneault	3/4/22 to 3/21/22	3/23/22	Orlando	118-102
9	Mark Daigneault	4/29/21 to 5/14/21	5/16/21	LA Clippers	117-112
8	Mark Daigneault	11/19/21 to 12/2/21	12/6/21	at Detroit	114-103
8	Scott Brooks	12/3/08 to 12/16/08	12/19/08	Toronto	91-83
7	Mark Daigneault	1/15/22 to 1/28/22	1/31/22	Portland	98-81
7	Scott Brooks	2/10/09 to 2/27/09	2/28/09	at Memphis	99-92
6	Scott Brooks	11/14/14 to 11/23/14	11/26/14	Utah	97-82



## OVERTIME RESULTS

DATE	OPPONENT	RESULT	DATE	OPPONENT	RESULT
1/10/09	at Chicago	W, 109-98	1/26/16	at New York	W, 128-122
1/12/09	at New Jersey	L, 99-103	2/27/16	Golden State	L, 119-123
1/28/09	Memphis	W, 114-102	4/12/16	at San Antonio	L, 98-102
2/1/09	at Sacramento	L, 118-122	10/28/16	Phoenix	W, 113-110
2/27/09	at Dallas	L, 108-100	11/20/16	Indiana	L, 111-115
11/3/09	L.A. Lakers	L, 98-101	11/25/16	at Denver	W, 132-129
1/2/10	at Milwaukee	L, 97-103	11/30/16	Washington	W, 126-115
1/13/10	San Antonio	L, 108-109	3/29/17	Orlando	W, 114-106
2/20/10	at New York	W, 121-118	12/9/17	at Memphis	W, 102-101
4/6/10	at Utah	L, 139-140	12/15/17	at Philadelphia	W, 119-117 (3OT)
11/4/10	at Portland	W, 107-106	2/28/18	at Dallas	W, 111-110
11/26/10	at Indiana	W, 110-106	3/30/18	Denver	L, 125-126
12/1/10	at New Jersey	W, 123-120 (3OT)	1/10/19	at San Antonio	L, 147-154 (2OT)
1/26/11	at Minnesota	W, 118-117	1/17/19	L.A. Lakers	L, 128-138
1/28/11	Washington	W, 124-117 (2OT)	2/22/19	Utah	W, 148-147 (2OT)
2/8/11	Memphis	L, 101-105	3/7/19	at Portland	W, 129-121
3/6/11	Phoenix	W, 122-118	3/20/19	Toronto	L, 114-123
3/9/11	at Philadelphia	W, 110-105	11/15/19	Philadelphia	W, 127-119
3/29/11	Golden State	W, 115-114	12/6/19	Minnesota	W, 139-127
4/13/11	Milwaukee	L, 106-110	12/27/19	at Charlotte	W, 104-102
2/6/12	at Portland	W, 111-107	1/7/20	at Brooklyn	W, 111-103
2/19/12	Denver	W, 124-118	8/3/20	Denver	L, 113-121
3/23/12	Minnesota	W, 149-140 (2OT)	8/14/20	at LA Clippers	L, 103-107
4/22/12	at L.A. Lakers	L, 106-114 (2OT)	1/15/21	Chicago	W, 127-125
11/21/12	L.A. Clippers	W, 117-111	2/8/21	at LA Lakers	L, 112-119
11/24/12	at Philadelphia	W, 116-109	2/10/21	at LA Lakers	L, 113-114
12/27/12	Dallas	W, 111-105	1/28/22	Indiana	L, 110-113
1/18/13	at Dallas	W, 117-114	2/2/22	at Dallas	W, 120-114
1/20/13	at Denver	L, 118-121	2/14/22	at New York	W, 127-123
3/20/13	at Memphis	L, 89-90	2/25/22	at Indiana	W, 129-125
11/10/13	Washington	W, 106-105	3/28/22	at Portland	W, 134-131
11/29/13	Golden State	W, 113-112	10/29/22	at Dallas	W, 117-111
3/21/14	at Toronto	W, 119-118 (2OT)	11/9/22	vs. Milwaukee	L, 132-136 (2OT)
3/25/14	at Dallas	L, 119-128	11/23/22	vs. Denver	L, 126-131
11/14/14	Detroit	L, 89-96	11/25/22	vs. Chicago	W, 123-119
12/23/14	Portland	L, 111-115	12/23/22	vs. New Orleans	L, 125-128
12/31/14	Phoenix	W, 137-134	2/23/23	at Utah	L, 119-120
1/21/15	at Washington	W, 105-103			
2/26/15	at Phoenix	L, 113-117			
3/4/15	Philadelphia	W, 123-118			
10/30/15	at Orlando	W, 139-136 (2OT)			
12/13/15	Utah	W, 104-98			

**Totals: 79 overtime games 47-32 (.595)**  
**(Home: 20-16, Road: 27-16)**  
**Double Overtime: 5-3**  
**Triple Overtime: 2-0**

## ALL-TIME CAREER LEADERS



### POINTS

1	Russell Westbrook	18859
2	Kevin Durant	15942
3	Serge Ibaka	6054
4	<b>Shai Gilgeous-Alexander</b>	<b>5667</b>
5	Steven Adams	5191
6	Paul George	3893
7	Jeff Green	3273
8	<b>Luguentz Dort</b>	<b>2863</b>
9	Nick Collison	2846
10	James Harden	2795

### REBOUNDS

1	Russell Westbrook	5760
2	Kevin Durant	4170
3	Steven Adams	4029
4	Serge Ibaka	3875
5	Nick Collison	2561
6	Kendrick Perkins	1611
7	Thabo Sefolosha	1517
8	Enes Freedom	1433
9	Jeff Green	1283
10	Andre Roberson	1215

### STEALS

1	Russell Westbrook	1442
2	Kevin Durant	696
3	Steven Adams	469
4	Thabo Sefolosha	453
5	Paul George	331
6	Nick Collison	296
7	<b>Shai Gilgeous-Alexander</b>	<b>289</b>
8	Andre Roberson	265
9	James Harden	234
10	Jeff Green	225

### GAMES PLAYED

1	Russell Westbrook	821
2	Nick Collison	602
3	Kevin Durant	561
4	Steven Adams	530
5	Serge Ibaka	524
6	Thabo Sefolosha	368
7	Andre Roberson	302
8	Kendrick Perkins	273
9	Reggie Jackson	245
10	Jerami Grant	239

### SCORING AVERAGE (MINIMUM 200 GAMES)

1	Kevin Durant	28.4
2	<b>Shai Gilgeous-Alexander</b>	<b>24.7</b>
3	Russell Westbrook	23.0
4	Jeff Green	15.7
5	<b>Luguentz Dort</b>	<b>13.4</b>
6	James Harden	12.7
7	Serge Ibaka	11.6
8	Steven Adams	9.8
9	Darius Bazley	9.2
10	Jerami Grant	9.2

### ASSISTS

1	Russell Westbrook	6897
2	Kevin Durant	2171
3	<b>Shai Gilgeous-Alexander</b>	<b>1141</b>
4	<b>Josh Giddey</b>	<b>814</b>
5	Reggie Jackson	738
6	Nick Collison	638
7	Steven Adams	615
8	Dennis Schroder	585
9	Paul George	581
10	Thabo Sefolosha	568

### BLOCKED SHOTS

1	Serge Ibaka	1300
2	Kevin Durant	564
3	Steven Adams	531
4	Nick Collison	258
5	Jerami Grant	252
6	Russell Westbrook	250
7	Kendrick Perkins	242
8	Andre Roberson	198
9	Thabo Sefolosha	188
10	Nerlens Noel	187

### MINUTES

1	Russell Westbrook	28329
2	Kevin Durant	21439
3	Serge Ibaka	15099
4	Steven Adams	14208
5	Nick Collison	11158
6	Thabo Sefolosha	9840.4
7	<b>Shai Gilgeous-Alexander</b>	<b>7966</b>
8	Jeff Green	7728
9	Andre Roberson	6738
10	Kendrick Perkins	6315



## ALL-TIME CAREER LEADERS

### FIELD GOALS MADE

1	Russell Westbrook	6626
2	Kevin Durant	5325
3	Serge Ibaka	2558
4	Steven Adams	2157
5	<b>Shai Gilgeous-Alexander</b>	<b>1946</b>
6	Paul George	1283
7	Jeff Green	1231
8	Nick Collison	1175
9	Enes Freedom	1012
10	<b>Luguentz Dort</b>	<b>965</b>

### FIELD GOALS ATTEMPTED

1	Russell Westbrook	15253
2	Kevin Durant	10862
3	Serge Ibaka	4888
4	<b>Shai Gilgeous-Alexander</b>	<b>4013</b>
5	Steven Adams	3664
6	Paul George	2954
7	Jeff Green	2756
8	<b>Luguentz Dort</b>	<b>2456</b>
9	Nick Collison	2121
10	Dennis Schroder	2069

### FREE THROWS MADE

1	Russell Westbrook	4685
2	Kevin Durant	4208
3	<b>Shai Gilgeous-Alexander</b>	<b>1470</b>
4	Steven Adams	876
5	James Harden	795
6	Paul George	791
7	Serge Ibaka	756
8	Jeff Green	555
9	<b>Luguentz Dort</b>	<b>525</b>
10	Enes Freedom	514

### FREE THROWS ATTEMPTED

1	Russell Westbrook	5846
2	Kevin Durant	4764
3	<b>Shai Gilgeous-Alexander</b>	<b>1730</b>
4	Steven Adams	1573
5	Serge Ibaka	1015
6	James Harden	952
7	Paul George	951
8	Jeff Green	711
9	Nick Collison	668
10	<b>Luguentz Dort</b>	<b>667</b>

### THREE-POINT FIELD GOALS MADE

1	Kevin Durant	1084
2	Russell Westbrook	922
3	Paul George	536
4	<b>Luguentz Dort</b>	<b>408</b>
5	James Harden	320
6	<b>Shai Gilgeous-Alexander</b>	<b>305</b>
7	Thabo Sefolosha	265
8	Jeff Green	256
9	Anthony Morrow	255
10	Dennis Schroder	249

### THREE-POINT FIELD GOALS ATTEMPTED

1	Russell Westbrook	2995
2	Kevin Durant	2804
3	Paul George	1366
4	<b>Luguentz Dort</b>	<b>1230</b>
5	<b>Shai Gilgeous-Alexander</b>	<b>886</b>
6	James Harden	864
7	Thabo Sefolosha	751
8	Jeff Green	743
9	Darius Bazley	741
10	Dennis Schroder	689

### FIELD GOAL PERCENTAGE (MINIMUM 1,000 ATTS.)

1	Steven Adams	.589-2157-3664
2	Enes Freedom	.562-1012-1802
3	Nick Collison	.554-1175-2121
4	Serge Ibaka	.523-2558-4888
5	Kenrich Williams	.507-544-1074
6	Jerami Grant	.503-799-1590
7	Nenad Krstic	.491-624-1272
8	Kevin Durant	.490-5325-10862
9	<b>Shai Gilgeous-Alexander</b>	<b>.485-1946-4013</b>
10	Andre Roberson	.477-571-1197

### FREE THROW PERCENTAGE (MINIMUM 500 ATTS.)

1	Kevin Durant	.883-4208-4764
2	<b>Shai Gilgeous-Alexander</b>	<b>.850-1470-1730</b>
3	James Harden	.835-795-952
4	Paul George	.832-791-951
5	Russell Westbrook	.801-4685-5846
6	Enes Freedom	.788-514-652
7	<b>Luguentz Dort</b>	<b>.787-525-667</b>
8	Jeff Green	.781-555-711
9	Serge Ibaka	.745-756-1015
10	Nick Collison	.711-475-6689

## OKLAHOMA CITY TEAM RECORDS



### MOST POINTS SCORED

Game	153	vs. Houston	2/4/23
1st Half	83	Minnesota	2/6/21
2nd Half	74	2 times, last, Atlanta	1/24/20
Quarter	48	vs. Boston	1/3/23

### FEWEST POINTS SCORED

Game	65	Houston	11/16/14
1st Half	29	at Utah	11/7/08
2nd Half	25	at LA Clippers	4/16/12
Quarter	7	New Orleans	12/31/20

### FIELD GOALS MADE

Game	60	Minnesota	3/23/12
Half	32	at Orlando	1/18/15
Quarter:	19	Boston	1/3/23
Low	20	Houston	11/16/14

### FIELD GOALS ATTEMPTED

Game	118	Utah (2OT)	2/22/19
Half	58	2 times, last, Sacramento	10/21/18
Quarter	33	2 times, last, Sacramento	10/21/18

### FIELD GOAL PERCENTAGE

Highest	0.636	at Brooklyn	1/31/14
	(49-77)		
Lowest	0.294	Houston	11/16/14
	(20-68)		

### FREE THROWS MADE

Game	44	Phoenix	12/31/14
Half	30	Golden State	12/5/10
Quarter	20	2 times, last, Minnesota	12/6/19
Low	1	Detroit	11/14/14

### FREE THROWS ATTEMPTED

Game	49	Phoenix	12/31/14
Half	33	Golden State	12/5/10
Quarter	22	at Denver	4/5/11

### FREE THROW PERCENTAGE

Highest	1.000	7 times, last, New Orleans	12/15/21
	(19-19)		
Lowest	0.167	Detroit (OT)	11/14/14
	(1-6)		

### THREE-POINT FIELD GOALS MADE

Game	23	at Milwaukee	4/10/19
Half	14	at Milwaukee	4/10/19
Quarter	9	2 times, last, at Phoenix	4/2/21
Low	0	2 times, last, at New Jersey	12/28/09

### THREE POINT FIELD GOALS ATTEMPTED

Game	54	2 times, last, at Milwaukee	4/10/19
Half	29	4 times, last, at New Orleans	1/6/21
Quarter	19	at Detroit	4/16/21

### THREE-POINT FIELD GOAL PERCENTAGE

Highest	0.682	Utah	2/28/17
	(15-22)		
Lowest	0.000	2 times, last, at New Jersey	12/28/09
	(0-4)		

### REBOUNDS

Game	71	Indiana	5/1/21
Half	37	2 times, last, Indiana	5/1/21
Quarter	23	at Orlando	11/29/17
Low	26	2 times, last, at Memphis	12/2/21

### ASSISTS

Assists	41	vs. Indiana	1/18/23
Half	22	2 times, last, Minnesota	2/6/21
Quarter	14	at Sacramento	2/22/18
Low	6	Portland	11/1/09

### STEALS

Game	22	at Philadelphia	4/26/21
Half	13	2 times, last, at Philadelphia	4/26/21
Quarter	9	Phoenix	2/24/22
Low	0	at Minnesota	1/27/16

### BLOCKED SHOTS

Game	17	at Sacramento	2/9/12
Half	12	at Sacramento	2/9/12
Quarter	9	2 times, last, Minnesota	12/23/18
Low	0	10x last 12/17/22 vs Memphis	

### TURNOVERS

Game	30	at Philadelphia	4/26/21
Half	18	Dallas	11/6/13
Quarter	11	2 times, last, Golden State	10/27/19
Low	2	L.A. Lakers	3/5/13



## OKLAHOMA CITY INDIVIDUAL RECORDS

### POINTS

Game	58	Russell Westbrook	Portland	3/7/2017
Half	35	Paul George	at Brooklyn	12/5/2018
Quarter	25	Paul George	at Brooklyn	12/5/2018

### REBOUNDS

Game	23	Moses Brown	Boston	3/27/2021
		Steven Adams	at Sacramento	12/19/2018
Half	19	Moses Brown	Boston	3/27/2021
Quarter	12	Moses Brown	Boston	3/27/2021

### ASSISTS

Game	24	Russell Westbrook	at San Antonio	1/10/2019
Half	14	Russell Westbrook	Los Angeles Lakers	4/2/2019
	14	Russell Westbrook	at San Antonio	1/10/2019
Quarter	10	Russell Westbrook	Los Angeles Lakers	4/2/2019
	10	Russell Westbrook	Denver	2/22/2015

### STEALS

Game	8	Russell Westbrook	Golden State	2/6/2010
Half	5	8 times, last Jalen Williams	LA Lakers	2/7/2023
Quarter	4	7 times, last Shai Gilgeous-Alexander	New Orleans	3/11/2023

### BLOCKED SHOTS

Game	11	Serge Ibaka	Denver	2/19/2012
Half	7	3 times, last, Serge Ibaka	Denver	2/19/2012
Quarter	6	3 times, last, Serge Ibaka	Cleveland	3/9/2012

### FIELD GOALS MADE

Game	21	3 times, last, Russell Westbrook	at Orlando	3/29/2017
Half	12	6 times, last, Paul George	at Brooklyn	12/5/2018
Quarter	9	6 times, last, Shai Gilgeous-Alexander	at San Antonio	3/16/2022

### FIELD GOALS ATTEMPTED

Game	44	Russell Westbrook	Phoenix	10/28/2016
Half	24	Russell Westbrook	Portland	3/7/2017
	24	Russell Westbrook	Phoenix	10/28/2016
Quarter	15	Russell Westbrook	Portland	3/7/2017
	15	Kevin Durant	at Golden State	4/11/2010

### THREE-POINT FIELD GOALS MADE

Game	10	Paul George	at Miami	2/1/2019
Half	7	Tre Mann	Boston	3/21/22
	7	Russell Westbrook	at Memphis	4/5/2017
Quarter	6	Tre Mann	Boston	3/21/22

### THREE-POINT FIELD GOALS ATTEMPTED

Game	17	Paul George	at New Orleans	2/14/2019
Half	11	3 times, last, Paul George	at Houston	2/9/2019
Quarter	8	Carmelo Anthony	Sacramento	1/15/2018
	8	Russell Westbrook	at Houston	1/5/2017

### FREE THROWS MADE

Game	24	Kevin Durant	at LA Clippers	1/23/2009
Half	16	Russell Westbrook	Boston	3/18/2015
Quarter	11	Kevin Durant	at Utah	1/7/2014

### FREE THROWS ATTEMPTED

Game	26	Kevin Durant	at LA Clippers	1/23/2009
Half	18	Russell Westbrook	Boston	3/18/2015
Quarter	13	Kevin Durant	at Utah	1/7/2014

## OKLAHOMA CITY OPPONENT TEAM RECORDS



### MOST POINTS SCORED

Game	154	at San Antonio (2OT)	1/10/19
Half	85	Atlanta	3/30/22
Quarter	50	Golden State	4/14/21

### FEWEST POINTS SCORED

Game	69	4 times, last, at Chicago	10/28/17
1st Half	24	Charlotte	11/26/12
2nd Half	19	at Houston	1/16/14
Quarter	7	2 times, last, Chicago	11/15/17

### FIELD GOALS MADE

Game	60	at Memphis	12/2/21
Half	32	Indiana	5/1/21
Quarter	18	2 times, last, at Atlanta	1/15/19
Low	22	at Chicago	10/28/17

### FIELD GOALS ATTEMPTED

Game	112	at Portland	3/28/22
Half	59	LA Clippers	5/16/21
Quarter	33	2 times, last, LA Clippers	5/16/21

### FIELD GOAL PERCENTAGE

Highest	0.655	Indiana	5/1/21
	(57-87)		
Lowest	0.282	at Chicago	10/28/17
	(22-78)		

### FREE THROWS MADE

Game:	40	2 times, last at Miami	1/10/23
Half	26	at Sacramento	4/11/11
Quarter	25	Houston	3/6/18
Low:	3	2 times, last at Golden state	2/6/23

### FREE THROWS ATTEMPTED

Game	50	Houston	4/5/15
Half	34	Houston	4/5/15
Quarter	29	Houston	3/6/18

### FREE THROW PERCENTAGE

Game	100%	20 times, last at Miami	1/10/23
Highest	1.000	19 times, last, Toronto	2/9/22
	(14-14)		
Lowest	0.375	Detroit	1/16/09
	(3-8)		

### THREE-POINT FIELD GOALS MADE

Game	28	Houston	2/1/21
Half	14	4 times, last, Utah	3/6/22
Quarter	11	Houston	2/1/21
Low	0	2 times, last, at Washington	3/14/11

### THREE POINT FIELD GOALS ATTEMPTED

Game	56	vs. Miami	12/14/22
Half	31	2 times, last, at Golden State	10/30/21
Quarter	18	at Houston	2/9/19

### THREE-POINT FIELD GOAL PERCENTAGE

Highest	0.842	at San Antonio	1/10/19
	(16-19)		
Lowest	0.000	2 times, last, at Washington	3/14/11
	(0-9)		

### REBOUNDS

Game:	65	at Houston	2/1/23
Half	36	4 times, last, San Antonio	2/23/20
Quarter	24	at Milwaukee	3/30/13
Low	17	at Brooklyn	1/31/14

### ASSISTS

Game:	43	at Golden State	2/6/23
Half:	27	at Golden State	2/6/23
Quarter	15	at Golden State	2/6/23
Low	7	L.A. Lakers	3/26/10

### STEALS

Game	22	at Philadelphia	4/26/21
Half	12	Phoenix	10/28/18
Quarter	9	Phoenix	2/24/22
Low	0	L.A. Lakers	3/5/13

### BLOCKED SHOTS

Game	17	at Sacramento	2/9/12
Half	12	at Sacramento	2/9/12
Quarter	9	2 times, last, Minnesota	12/23/18
Low	0	18 times, last, at Miami	3/18/22

### TURNOVERS

Game	29	Dallas	12/31/18
Half	17	3 times, last, Golden State	5/8/21
Quarter	12	2 times, last, at Golden State	5/8/21
Low	3	LA Clippers	5/16/21



# OKLAHOMA CITY OPPONENT INDIVIDUAL RECORDS

POINTS				
Game	56	LaMarcus Aldridge	at San Antonio (2OT)	1/10/2019
Half	35	Kenneth Lofton Jr.	vs. Memphis	4/9/23
Quarter	25	Stephen Curry	Golden State	4/14/2021
		Gerald Green	at Phoenix	3/6/2014

REBOUNDS				
Game	23	Enes Kanter	at Portland	1/25/2021
Quarter	13	Zach Randolph	at Memphis	12/11/2009

ASSISTS				
Game	19	Rajon Rondo	Sacramento	1/4/2016
Half	13	Rajon Rondo	Sacramento	1/4/2016
	13	Steve Nash	Phoenix	3/7/2012
Quarter	9	Jrue Holiday	New Orleans	12/21/2014
	9	J.J. Barea	Minnesota	3/23/2012

STEALS				
Game	8	Thaddeus Young	at Philadelphia	1/25/2014
Half	6	Thaddeus Young	at Philadelphia	1/25/2014
Quarter	4	17 times, last, Anthony Edwards	Minnesota	1/5/2022

BLOCKED SHOTS				
Game	10	Dwight Howard	Orlando	11/12/2008
Half	7	Dwight Howard	Orlando	11/12/2008
Quarter	5	Myles Turner	Indiana	2/19/2016
	5	Dwight Howard	Orlando	12/5/2008

FIELD GOALS MADE				
Game	20	LaMarcus Aldridge	at San Antonio (2OT)	1/10/2019
Half	12	4 times, last Devin Booker	vs. Phoenix	3/19/23
Quarter	9	3 times, last, Zach LaVine	at Chicago	2/25/2020

FIELD GOALS ATTEMPTED				
Game	35	3 times, last, Zach LaVine	at Chicago	2/25/2020
Half	20	4 times, last Devin Booker	vs. Phoenix	3/19/23
Quarter	15	Lou Williams	at L.A. Lakers	1/8/2015

THREE-POINT FIELD GOALS MADE				
Game	12	Stephen Curry	Golden State (OT)	2/27/2016
Half	7	Malik Beasley	at Minnesota	3/9/2022
	7	Damian Lillard	at Portland	1/10/2016
Quarter	6	5 times, last, Malik Beasley	at Minnesota	3/9/2022

THREE-POINT FIELD GOALS ATTEMPTED				
Game	21	Stephen Curry	Golden State	5/8/2021
Half	12	Bojan Bogdanovic	Utah	3/6/2022
Quarter	11	Stephen Curry	Golden State	5/8/2021

FREE THROWS MADE				
Game	23	Jimmy Butler	at Miami	1/10/23
Half	16	James Harden	at Houston	10/28/2019
Quarter	11	James Harden	at Houston	10/28/2019

FREE THROWS ATTEMPTED				
Game	23	Jimmy Butler	at Miami	1/10/23
Half	17	Demarcus Cousins	at Sacramento	4/11/2011
		Dwight Howard	Orlando	1/13/2011
Quarter	16	DeAndre Jordan	LA Clippers	3/11/2015

# GREATEST INDIVIDUAL PERFORMANCES



POINTS			
58	Russell Westbrook	Portland	3/7/17
57	Russell Westbrook	at Orlando	3/29/17
54	Russell Westbrook	at Indiana	4/12/15
54	Kevin Durant	vs. Golden State	1/17/14
52	Kevin Durant	at Dallas	1/18/13
51	Kevin Durant	at Toronto	3/21/14
51	Kevin Durant	Denver	2/19/12
50	Russell Westbrook	at Denver	4/9/17
49	Russell Westbrook	at Houston	1/5/17
49	Russell Westbrook	Philadelphia	3/4/15
48	Russell Westbrook	at Phoenix	3/3/17
48	Russell Westbrook	at Memphis	11/16/15
48	Russell Westbrook	New Orleans	2/6/15
48	Kevin Durant	at Utah	1/7/14
48	Kevin Durant	at Minnesota	1/4/14
47	Paul George	Portland	2/11/19
47	Paul George	at Brooklyn	12/5/18
47	Russell Westbrook	Golden State	2/11/17
47	Kevin Durant	at Minnesota	1/26/11
47	Kevin Durant	New Orleans	2/17/09
46	Russell Westbrook	Washington	1/25/18
46	Russell Westbrook	Atlanta	12/19/16
46	Kevin Durant	Portland	1/21/14
46	Kevin Durant	at LA Clippers	1/23/09
44	Shai Gilgeous-Alexander	at Portland	2/10/23
44	Shai Gilgeous-Alexander	vs. New Orleans	12/23/22

REBOUNDS			
23	Moses Brown	Boston	3/27/21
23	Steven Adams	at Sacramento	12/19/18
22	Steven Adams	Memphis	3/3/19
22	Serge Ibaka	Dallas	2/19/15
21	Jaylen Hoard	Portland	4/5/22
20	Jaylen Hoard	Detroit	4/1/22
20	Steven Adams	at Washington	1/21/15
20	Shai Gilgeous-Alexander	at Minnesota	1/13/20
20	Serge Ibaka	Phoenix	3/7/12
20	Serge Ibaka	at Milwaukee	11/16/13
20	Serge Ibaka	Golden State	2/27/16
20	Enes Kanter	at Portland	4/6/16
20	Russell Westbrook	Memphis	4/11/18
20	Russell Westbrook	L.A. Lakers	4/2/19
19	Serge Ibaka	Minnesota	1/26/15
19	Russell Westbrook	Orlando	2/3/16
18	Steven Adams	at Brooklyn	1/7/20
18	Steven Adams	at LA Clippers	10/19/18
18	Kevin Durant	at Minnesota	1/26/11
18	Enes Kanter	Chicago	3/15/15
18	Russell Westbrook	at Miami	4/9/18
18	Russell Westbrook	L.A. Lakers	2/24/17
18	Russell Westbrook	Cleveland	11/28/18
18	Russell Westbrook	at Indiana	2/6/17
18	Josh Giddey	L.A. Clippers	12/18/21
17	Josh Giddey	at LA Lakers	3/24/23

ASSISTS			
24	Russell Westbrook	at San Antonio	1/10/19
22	Russell Westbrook	Phoenix	12/17/16
21	Russell Westbrook	Los Angeles Lakers	4/2/19
21	Russell Westbrook	at Denver	2/1/18
20	Russell Westbrook	at Cleveland	1/20/18
19	Russell Westbrook	Memphis	4/11/18
19	Russell Westbrook	at Brooklyn	3/14/17
19	Russell Westbrook	L.A. Clippers	3/9/16
18	Russell Westbrook	at Indiana	2/19/16
17	Russell Westbrook (x8)	at Milwaukee	4/10/19





## ALL-TIME 20+ REBOUNDS PERFORMANCES

PLAYER	OPPONENT	DATE	REBOUNDS
Moses Brown	Boston	3/27/21	23
Steven Adams	at Sacramento	12/19/18	23
Steven Adams	Memphis	3/3/19	22
Serge Ibaka	Dallas	2/19/15	22
Jaylen Hoard	Portland	4/5/22	21
Nick Collison	Washington	3/26/08	21
Nick Collison	at Phoenix	1/9/07	21
Jaylen Hoard	Detroit	4/1/22	20
Shai Gilgeous-Alexander	at Minnesota	1/13/20	20
Russell Westbrook	L.A. Lakers	4/2/19	20
Russell Westbrook	Memphis	4/11/18	20
Enes Kanter	at Portland	4/6/16	20
Serge Ibaka	Golden State (OT)	2/27/16	20
Steven Adams	at Washington (OT)	1/21/15	20
Serge Ibaka	at Milwaukee	11/16/13	20
Serge Ibaka	Phoenix	3/7/12	20
<b>TOTAL: 16</b>			

### 20+ REBOUNDS LEADERS

Serge Ibaka	4	Nick Collison	2	Shai Gilgeous-Alexander	1	<b>TOTAL:</b>	<b>16</b>
Steven Adams	3	Russell Westbrook	2	Enes Kanter	1		
Jaylen Hoard	2	Moses Brown	1				

## 20-20 CLUB

PLAYER	DATE	OPPONENT	POINTS	REBOUNDS
Nick Collison	1/9/07	at Phoenix	29	21
Serge Ibaka	2/19/15	Dallas	21	22
Enes Kanter	4/6/16	at Portland	33	20
Steven Adams	12/19/18	at Sacramento	20	23
Russell Westbrook *	4/2/19	Los Angeles Lakers	20	20
Shai Gilgeous-Alexander**	1/13/20	at Minnesota	20	20
Moses Brown	3/27/21	Boston	21	23
Jaylen Hoard	4/5/22	Portland	24	21
<b>TOTAL: 8</b>				

\* Westbrook's stat line also included 21 assists, making it the second such game in NBA history (Wilt Chamberlain, 1968).

\*\* Gilgeous-Alexander also tallied 10 assists, marking his first career triple-double.

### 20-20 GAME LEADERS

Steven Adams	1
Serge Ibaka	1
Nick Collison	1
Enes Kanter	1
Russell Westbrook	1
Shai Gilgeous-Alexander	1
Moses Brown	1
Jaylen Hoard	1
<b>TOTAL:</b>	<b>8</b>

## AWARD WINNERS



### ALL-NBA TEAM

2009-10	Kevin Durant (First Team)
2010-11	Kevin Durant (First Team)
	Russell Westbrook (Second Team)
2011-12	Kevin Durant (First Team)
	Russell Westbrook (Second Team)
2012-13	Kevin Durant (First Team)
	Russell Westbrook (Second Team)
2013-14	Kevin Durant (First Team)
2014-15	Russell Westbrook (Second Team)
2015-16	Russell Westbrook (First Team)
	Kevin Durant (Second Team)
2016-17	Russell Westbrook (First Team)
2017-18	Russell Westbrook (Second Team)
	Paul George (Third Team)
2018-19	Paul George (First Team)
	Russell Westbrook (Third Team)
2019-20	Chris Paul (Second Team)
2022-23	Shai Gilgeous-Alexander (First Team)

### NBA ALL-DEFENSIVE TEAM

2009-10	Thabo Sefolosha (Second Team)
2011-12	Serge Ibaka (First Team)
2012-13	Serge Ibaka (First Team)
2013-14	Serge Ibaka (First Team)
2016-17	Andre Roberson (Second Team)
2018-19	Paul George (First Team)

### NBA ALL-ROOKIE TEAM

2008-09	Russell Westbrook (First Team)
2009-10	James Harden (Second Team)
2013-14	Steven Adams (Second Team)
2021-22	Josh Giddey (Second Team)
2022-23	Jalen Williams (First Team)

### KIA NBA MOST VALUABLE PLAYER

2016-17	Russell Westbrook
2013-14	Kevin Durant

### KIA SIXTH MAN OF THE YEAR

2011-12	James Harden
---------	--------------

### NBA COACH OF THE YEAR

2009-10	Scott Brooks
---------	--------------

### SEASON-LONG KIA COMMUNITY ASSIST AWARD

2014-15	Russell Westbrook
2019-20	Chris Paul





# LEAGUE LEADERS/ALL-STARS

## LEAGUE LEADERS

Player	Year	Category	Avg/Pct
Kevin Durant	2009-10	Points	30.1
Kevin Durant	2010-11	Points	27.7
Kevin Durant	2011-12	Points	28.0
Serge Ibaka	2011-12	Blocks	3.65
Kevin Durant	2012-13	Free Throw Pct.	.905
Serge Ibaka	2012-13	Blocks	3.03
Kevin Durant	2013-14	Points	32.0
Russell Westbrook	2014-15	Points	28.1
Russell Westbrook	2016-17	Points	31.6
Russell Westbrook	2017-18	Assists	10.2
Paul George	2018-19	Steals	2.21
Russell Westbrook	2018-19	Assists	10.7

## NBA RECORD HOLDERS

PLAYER	DATE/SEASON	CATEGORY	RECORD
Russell Westbrook	2016-17	Triple-doubles	Broke record for most triple-doubles in a season: 42
Russell Westbrook	2016-19	Triple-doubles	First player to average a triple-double in 3 consecutive seasons

## ALL-STAR GAME PARTICIPANTS

2010	Kevin Durant
2011	Kevin Durant*
	Russell Westbrook
2012	Kevin Durant*#
	Russell Westbrook
	Coaching Staff
2013	Kevin Durant*
	Russell Westbrook
2014	Kevin Durant*
	Coaching Staff
2015	Kevin Durant
	Russell Westbrook#
2016	Kevin Durant*
	Russell Westbrook*#
2017	Russell Westbrook
2018	Paul George
	Russell Westbrook*
2019	Paul George*
	Russell Westbrook
2020	Chris Paul
2023	Shai Gilgeous-Alexander

\* Starter  
# All-Star Game Most Valuable Player

## RISING STARS GAME PARTICIPANTS

2009	Kevin Durant
	Jeff Green
	Russell Westbrook
2010	James Harden
	Russell Westbrook
2011	James Harden
	Serge Ibaka
2014	Steven Adams
2015	Steven Adams
2017	Alex Abrines
	Domantas Sabonis
2020	Shai Gilgeous-Alexander
2021	Luguentz Dort
	Théo Maledon
2022	Josh Giddey
2023	Josh Giddey
	Jalen Williams

# YEAR-BY-YEAR STATISTICAL LEADERS



## SCORING

MINIMUM 70 GAMES OR 1,400 POINTS

YEAR	PLAYER	G	PTS	AVG	YEAR	PLAYER	G	PTS	AVG
08-09	Kevin Durant	74	1871	25.3	16-17	Russell Westbrook	81	2558	31.6
09-10	Kevin Durant	82	2472	30.1	17-18	Russell Westbrook	80	2028	25.4
10-11	Kevin Durant	78	2161	27.7	18-19	Paul George	77	2159	28.0
11-12	Kevin Durant	66	1850	28.0	19-20	Shai Gilgeous-Alexander	70	1331	19.0
12-13	Kevin Durant	81	2280	28.1	20-21	Shai Gilgeous-Alexander	35	830	23.7
13-14	Kevin Durant	81	2593	32.0	21-22	Shai Gilgeous-Alexander	56	1371	24.5
14-15	Russell Westbrook	67	1886	28.1	22-23	Shai Gilgeous-Alexander	68	2135	31.4
15-16	Kevin Durant	72	2029	28.2					

## REBOUNDING

MINIMUM 70 GAMES OR 800 REBOUNDS

YEAR	PLAYER	G	REB	AVG	YEAR	PLAYER	G	REB	AVG
08-09	Jeff Green	78	519	6.7	15-16	Enes Kanter	78	664	8.1
09-10	Kevin Durant	82	623	7.6	16-17	Russell Westbrook	81	864	10.7
10-11	Serge Ibaka	82	622	7.6	17-18	Russell Westbrook	80	804	10.1
11-12	Kevin Durant	66	527	8.0	18-19	Russell Westbrook	73	807	11.1
12-13	Kevin Durant	81	640	7.9	19-20	Steven Adams	63	583	9.3
13-14	Serge Ibaka	81	709	8.8	20-21	Darius Bazley	55	396	7.2
14-15	Steven Adams	70	523	7.5	21-22	Darius Bazley	69	436	6.3
					22-23	Josh Giddey	76	599	7.9



## YEAR-BY-YEAR STATISTICAL LEADERS

### ASSISTS

MINIMUM 70 GAMES OR 400 ASSISTS

YEAR	PLAYER	G	AST	AVG	YEAR	PLAYER	G	AST	AVG
08-09	Russell Westbrook	82	435	5.3	16-17	Russell Westbrook	81	840	10.4
09-10	Russell Westbrook	82	652	8.0	17-18	Russell Westbrook	80	820	10.3
10-11	Russell Westbrook	82	670	8.2	18-19	Russell Westbrook	73	784	10.7
11-12	Russell Westbrook	66	362	5.5	19-20	Chris Paul	70	472	6.7
12-13	Russell Westbrook	82	607	7.4	20-21	Théo Maledon	65	227	3.5
13-14	Kevin Durant	81	445	5.5	21-22	Josh Giddey	54	345	6.4
14-15	Russell Westbrook	67	574	8.6	22-23	Josh Giddey	76	469	6.2
15-16	Russell Westbrook	80	834	10.4					

### MINUTES PLAYED

Minimum 65 games or 2,000 minutes

YEAR	PLAYER	G	MIN	AVG	YEAR	PLAYER	G	MIN	AVG
08-09	Kevin Durant	74	2885	39.0	16-17	Russell Westbrook	81	2802	34.6
09-10	Kevin Durant	82	3239	39.5	17-18	Paul George	79	2891	36.3
10-11	Kevin Durant	78	3038	38.9	18-19	Paul George	77	2841	36.9
11-12	Kevin Durant	66	2546	38.6	19-20	Shai Gilgeous-Alexander	70	2428	34.7
12-13	Kevin Durant	81	3119	38.5	20-21	Théo Maledon	65	1778	27.4
13-14	Kevin Durant	81	3122	38.5	21-22	Darius Bazley	69	1924	27.9
14-15	Russell Westbrook	67	2302	34.4	22-23	Shai Gilgeous-Alexander	68	2416	35.5
15-16	Russell Westbrook	80	2750	34.4					

### STEALS

MINIMUM 70 GAMES OR 125 STEALS

YEAR	PLAYER	G	ST	AVG	YEAR	PLAYER	G	ST	AVG
08-09	Russell Westbrook	82	110	1.34	16-17	Russell Westbrook	81	132	1.63
09-10	Kevin Durant	82	112	1.37	17-18	Paul George	79	161	2.04
10-11	Russell Westbrook	82	155	1.89	18-19	Paul George	77	170	2.21
11-12	Russell Westbrook	66	112	1.70	19-20	Chris Paul	70	111	1.59
12-13	Russell Westbrook	82	145	1.77	20-21	Théo Maledon	65	56	.862
13-14	Kevin Durant	81	103	1.27	21-22	Shai Gilgeous-Alexander	56	71	1.27
14-15	Russell Westbrook	67	140	2.09	22-23	Shai Gilgeous-Alexander	68	112	1.6
15-16	Russell Westbrook	80	163	2.04					

### BLOCKED SHOTS

MINIMUM 70 GAMES OR 100 BLOCKED SHOTS

YEAR	PLAYER	G	BS	AVG	YEAR	PLAYER	G	BS	AVG
08-09	Kevin Durant	74	53	0.72	16-17	Andre Roberson	79	79	1.00
09-10	Serge Ibaka	73	97	1.33	17-18	Steven Adams	76	78	1.02
10-11	Serge Ibaka	82	198	2.41	18-19	Jerami Grant	80	100	1.25
11-12	Serge Ibaka	66	241	3.65	19-20	Nerlens Noel	61	91	1.49
12-13	Serge Ibaka	80	243	3.03	20-21	Isaiah Roby	61	37	.607
13-14	Serge Ibaka	81	219	2.70	21-22	Darius Bazley	69	70	1.01
14-15	Serge Ibaka	64	155	2.42	22-23	Shai Gilgeous-Alexander	68	65	1.0
15-16	Serge Ibaka	78	148	1.90					

## YEAR-BY-YEAR STATISTICAL LEADERS



### FIELD GOAL PERCENTAGE

MINIMUM 250 FG MADE

YEAR	PLAYER	FG	FGA	PCT	YEAR	PLAYER	FG	FGA	PCT
08-09	Kevin Durant	661	1390	.476	16-17	Steven Adams	374	655	.571
09-10	Nenad Krstic	281	560	.502	17-18	Steven Adams	448	712	.629
10-11	Serge Ibaka	335	617	.543	18-19	Steven Adams	481	809	.595
11-12	Serge Ibaka	262	490	.535	19-20	Steven Adams	283	478	.592
12-13	Serge Ibaka	446	778	.595	20-21	Kenrich Williams	219	411	.533
13-14	Serge Ibaka	524	978	.536	21-22	Shai Gilgeous-Alexander	477	1052	.453
14-15	Serge Ibaka	374	786	.476	22-23	Jalen Williams	414	794	.521
15-16	Steven Adams	261	426	.613					

### FREE THROW PERCENTAGE

MINIMUM 125 FT MADE

YEAR	PLAYER	FT	FTA	PCT	YEAR	PLAYER	FT	FTA	PCT
08-09	Kevin Durant	452	524	.863	16-17	Russell Westbrook	710	840	.845
09-10	Kevin Durant	756	840	.900	17-18	Paul George	338	411	.822
10-11	Kevin Durant	594	675	.880	18-19	Paul George	453	540	.839
11-12	Kevin Durant	431	501	.860	19-20	Chris Paul	253	279	.907
12-13	Kevin Durant	679	750	.905	20-21	Shai Gilgeous-Alexander	185	229	.808
13-14	Reggie Jackson	158	177	.893	21-22	Luguentz Dort	161	191	.843
14-15	Kevin Durant	146	171	.854	22-23	Shai Gilgeous-Alexander	669	739	.905
15-16	Kevin Durant	447	498	.898					



## YEAR-BY-YEAR STATISTICS

Year	G	FGM	FGA	PCT	3FGM	3FGA	PCT	FTM	FTA	PCT	REB	AST	STL	TO	BS	PTS	AVG
08-09	82	2999	6716	.447	328	949	.346	1626	2069	.786	3469	1663	608	1330	371	7952	97.0
09-10	82	3063	6629	.462	418	1229	.340	1778	2210	.805	3567	1639	654	1227	481	8322	101.5
10-11	82	3066	6609	.464	487	1403	.347	1977	2401	.823	3507	1672	654	1156	487	8596	104.8
11-12	66	2462	5228	.471	472	1317	.358	1406	1744	.806	2883	1224	498	1079	539	6802	103.1
12-13	82	3126	6504	.481	598	1588	.377	1819	2196	.828	3579	1753	679	1253	624	8669	105.7
13-14	82	3194	6782	.471	664	1839	.361	1653	2052	.806	3668	1794	678	1256	501	8705	106.2
14-15	82	3184	7119	.447	632	1864	.339	1524	2020	.754	3896	1681	598	1205	454	8524	104.0
15-16	82	3372	7082	.476	678	1946	.348	1616	2067	.782	3987	1883	603	1305	487	9038	110.2
16-17	82	3237	7169	.452	692	2116	.327	1575	2113	.745	3823	1721	648	1230	408	8741	106.6
17-18	82	3271	7221	.453	881	2491	.354	1421	1985	.716	3695	1750	743	1147	412	8844	107.9
18-19	82	3497	7706	.454	932	2677	.348	1461	2049	.713	3942	1917	766	1145	425	9387	114.5
19-20	72	2879	6156	.468	770	2171	.355	1422	1787	.796	3088	1562	550	986	353	7959	110.4
20-21	72	2795	6338	.441	857	2529	.339	1113	1536	.725	3283	1588	504	1162	316	7560	105.0
21-22	82	3141	7310	.430	991	3066	.323	1233	1632	.756	3741	1822	622	1145	380	8506	103.7
22-23	82	3533	7590	46.5	995	2797	35.6	1572	1944	80.9	3580	2002	676				

A L W A Y S





## ALL-TIME HIGH PERFORMANCES

### ALL-TIME SEASON-HIGH TEAM PERFORMANCES

Points	9,633	2018-19	Avg. 114.5
Field Goals Made	3,533	2018-19	Avg. 42.6
Field Goals Attempted	7,706	2018-19	Avg. 93.9
Field Goal Percentage	.481	2012-13	
Three-Point Field Goals Made	995	2021-22	Avg. 12.1
Three-Point Field Goals Attempted	3066	2021-22	Avg. 37.4
Three-Point Field Goal Percentage	.377	2012-13	
Free Throws Made	1,977	2010-11	Avg. 24.1
Free Throws Attempted	2,401	2010-11	Avg. 29.3
Free Throw Percentage	.828	2012-13	
Offensive Rebounds	1,071	2015-16	Avg. 13.1
Defensive Rebounds	2,916	2015-16	Avg. 35.6
Total Rebounds	3,987	2015-16	Avg. 48.6
Assists	2,022	2018-19	Avg. 23.4
Steals	766	2018-19	Avg. 9.34
Blocked Shots	624	2012-13	Avg. 7.61
Most Turnovers	1,330	2008-09	Avg. 14.9
Fewest Turnovers	986	2019-20	Avg. 13.7
Personal Fouls	1,858	2013-14	Avg. 22.6

### ALL-TIME SEASON-HIGH INDIVIDUAL PERFORMANCES

Points	2,593	Kevin Durant	2013-14
Scoring Average	32.0	Kevin Durant	2013-14
Field Goals Made	849	Kevin Durant	2013-14
Field Goals Attempted	1,941	Russell Westbrook	2016-17
Field Goal Percentage	.684	Nerlens Noel	2019-20
Three-Point Field Goals Made	292	Paul George	2018-19
Three-Point Field Goals Attempted	757	Paul George	2018-19
Three-Point Field Goal Percentage	.434	Anthony Morrow	2014-15
Free Throws Made	756	Kevin Durant	2009-10
Free Throws Attempted	840	Russell Westbrook	2016-17
		Kevin Durant	2009-10
Free Throw Percentage	.907	Chris Paul	2019-20
Offensive Rebounds	391	Steven Adams	2018-19
Defensive Rebounds	727	Russell Westbrook	2016-17
Total Rebounds	864	Russell Westbrook	2016-17
Average Rebounds	11.1	Russell Westbrook	2018-19
Assists	840	Russell Westbrook	2016-17
Average Assists	10.7	Russell Westbrook	2018-19
Steals	170	Paul George	2018-19
Average Steals	2.21	Paul George	2018-19
Blocked Shots	242	Serge Ibaka	2012-13
Average Blocked Shots	3.65	Serge Ibaka	2011-12
Minutes Played	3239	Kevin Durant	2009-10
Average Minutes Played	39.5	Kevin Durant	2009-10

### MISCELLANEOUS INDIVIDUAL RECORDS

Most Consecutive Free Throws Made:	52	Kevin Durant	3/10/10 to 3/19/10
Most Consecutive Field Goals Made in a Game:	12	Serge Ibaka	1/31/14 at Brooklyn
Most Consecutive Field Goals Made:	17	Enes Kanter	2/25/16 to 2/29/16

## ALL-TIME PLAYOFF RECORDS





## POSTSEASON LEADERS

### GAMES PLAYED

1. Russell Westbrook	98
2. Kevin Durant	91
3. Serge Ibaka	89
4. Nick Collison	80
5. Thabo Sefolosha	69
6. Kendrick Perkins	67
7. Steven Adams	59
8. Derek Fisher	50
9. James Harden	43
10. Daequan Cook	33

### MINUTES

1. Kevin Durant	3816
2. Russell Westbrook	3720
3. Serge Ibaka	2761
4. Steven Adams	1610
5. Kendrick Perkins	1590
6. Thabo Sefolosha	1453
7. Nick Collison	1314
8. James Harden	1287
9. Derek Fisher	1006
10. Reggie Jackson	899

### POINTS

1. Kevin Durant	2620
2. Russell Westbrook	2489
3. Serge Ibaka	971
4. James Harden	593
5. Steven Adams	485
6. Reggie Jackson	363
7. Thabo Sefolosha	331
8. Nick Collison	299
9. Derek Fisher	294
10. Paul George	291

### REBOUNDS

1. Kevin Durant	730
2. Russell Westbrook	685
3. Serge Ibaka	599
4. Steven Adams	441
5. Kendrick Perkins	370
6. Nick Collison	293
7. James Harden	208
8. Thabo Sefolosha	204
9. Andre Roberson	134
10. Reggie Jackson	126

### ASSISTS

1. Russell Westbrook	778
2. Kevin Durant	340
3. James Harden	140
4. Reggie Jackson	86
5. Thabo Sefolosha	78
6. Nick Collison	66
7. Steven Adams	49
8. Derek Fisher	49
9. Serge Ibaka	47
10. Kendrick Perkins	47

### STEALS

1. Russell Westbrook	184
2. Kevin Durant	99
3. Thabo Sefolosha	73
4. James Harden	58
5. Nick Collison	49
6. Serge Ibaka	42
7. Derek Fisher	37
8. Andre Roberson	35
9. Steven Adams	29
10. Kendrick Perkins	23

### SCORING AVG (MIN. 10 GMS)

1. Kevin Durant	28.8
2. Paul George	26.5
3. Russell Westbrook	25.4
4. Dennis Schröder	15.8
5. Kevin Martin	14.0
6. James Harden	13.8
7. Reggie Jackson	12.1
8. Serge Ibaka	10.9
9. Jerami Grant	9.2
10. Enes Kanter	8.4

### BLOCKED SHOTS

1. Serge Ibaka	222
2. Kevin Durant	106
3. Steven Adams	58
4. Kendrick Perkins	49
5. Nick Collison	39
6. Andre Roberson	36
7. Russell Westbrook	28
8. Thabo Sefolosha	25
9. James Harden	16
10. Jerami Grant	15

### FIELD GOALS MADE

1. Kevin Durant	877
2. Russell Westbrook	861
3. Serge Ibaka	402
4. Steven Adams	203
5. James Harden	171
6. Reggie Jackson	132
7. Nick Collison	127
8. Thabo Sefolosha	124
9. Derek Fisher	104
10. Kendrick Perkins	100

### FIELD GOALS ATTEMPTED

1. Russell Westbrook	2097
2. Kevin Durant	1926
3. Serge Ibaka	784
4. James Harden	384
5. Steven Adams	324
6. Thabo Sefolosha	312
7. Reggie Jackson	280
8. Derek Fisher	261
9. Kendrick Perkins	236
10. Nick Collison	233

## POSTSEASON LEADERS



### FREE THROWS MADE

1. Kevin Durant	682
2. Russell Westbrook	627
3. James Harden	190
4. Serge Ibaka	126
5. Steven Adams	79
6. Paul George	71
7. Reggie Jackson	65
8. Kendrick Perkins	55
9. Nick Collison	43
10. Enes Kanter	42

### FREE THROWS ATTEMPTED

1. Kevin Durant	804
2. Russell Westbrook	745
3. James Harden	225
4. Serge Ibaka	164
5. Steven Adams	148
6. Paul George	85
7. Kendrick Perkins	77
8. Reggie Jackson	73
9. Nick Collison	61
10. Enes Kanter	49

### 3-POINT FIELD GOALS MADE

1. Kevin Durant	184
2. Russell Westbrook	140
3. James Harden	61
4. Derek Fisher	54
5. Serge Ibaka	41
6. Thabo Sefolosha	41
7. Paul George	34
8. Reggie Jackson	34
9. Daequan Cook	24
T-10. Caron Butler	21
T-10. Dion Waiters	21

### 3-POINT FIELD GOALS ATT.

1. Kevin Durant	559
2. Russell Westbrook	464
3. James Harden	170
4. Thabo Sefolosha	149
5. Derek Fisher	140
6. Paul George	99
7. Serge Ibaka	96
8. Reggie Jackson	96
9. Daequan Cook	70
10. Dennis Schröder	65



## IN THE PLAYOFFS, THE LAST TIME THE THUNDER...

Scored 110+ points	Houston, 8/24/20	W, 117-114
Scored 120+ points	Portland, 4/19/19	W, 120-108
Shot 50% or higher	at Portland, 4/23/19	.547 (47-86); L, 115-118
Shot 55% or higher	at Dallas, 4/21/16	.577 (45-78); W, 131-102
Shot 60% or higher	Memphis, 5/3/14	.609 (42-69); W, 120-109
Shot 80% from the free throw line	Houston, 8/31/20	.889 (16-18); W, 104-100
Shot 90% from the free throw line	San Antonio, 5/6/16	.900 (18-20); L, 96-100
Made 10+ three-pointers	at Houston, 9/2/20	16 3-PT FG, L, 102-104
Made 15+ three-pointers	at Houston, 9/2/20	16 3-PT FG, L, 102-104
Shot 50% or higher from three-point range	Portland, 4/19/19	.517 (15-29); W, 120-108
Shot 60% or higher from three-point range	at L.A. Lakers, 5/10/98	.615 (8-13); L, 100-112
Grabbed 50+ rebounds	Houston, 8/31/20	51 rebounds, W, 104-100
Grabbed 55+ rebounds	at Houston, 8/29/20	58 rebounds, L, 80-114
Grabbed 60+ rebounds	at Memphis, 5/9/12	62 rebounds; W, 133-123 (3OT)
Handed out 25+ assists	Portland, 4/19/19	27 assists; W, 120-108
Handed out 30+ assists	at Phoenix, 5/1/97	33 assists; W, 122-115 (OT)
Had 10+ steals	Houston, 8/31/20	10 steals, W, 104-100
Had 15+ steals	Golden State, 5/24/16	16 steals; W, 118-94
Had 10+ blocks	Golden State, 5/28/16	10 blocks; L, 101-108
Had five starters score in double-figures	Golden State, 5/24/16	Adams, Durant, Ibaka, Roberson, Westbrook
Had six players score in double-figures	Golden State, 5/24/16	Adams, Durant, Ibaka, Roberson, Waiters, Westbrook
Had two players score 20+ points	Houston, 8/31/20	Paul (28), Gallinari (25)
Had three players score 20+ points	Houston, 8/31/20	Schröder (29), Paul (26), Gilgeous-Alexander (23), Gallinari (20)
Had four players score 20+ points	Houston, 8/31/20	Schröder (29), Paul (26), Gilgeous-Alexander (23), Gallinari (20)
Had two players score 30+ points	Utah, 4/25/18	George (34) and Westbrook (45)
Had a player score 20+ points and 30+ points	Houston, 8/24/20	Schröder (30) and Paul (26)
Had a player score 30+ points and 40+ points	Utah, 4/25/18	Westbrook (45), George (34)
Had two players record a double-double	at Houston, 8/29/20	Adams (12 pts/14 reb) Bazley (10 pts/12 reb)
Had three players record a double-double	Golden State, 5/24/16	Westbrook (36 pts/11 ast/11 reb) Durant (26 pts, 11 reb) Roberson (17 pts/12 reb)
Had a reserve score 20+ points	Houston, 8/24/20	Schröder (30)
Had a reserve score 30+ points	Houston, 8/24/20	Schröder (30)
Had a player foul out	at Portland, 4/14/19	George
Had a player ejected	at Dallas, 4/23/16	Durant



## IN THE PLAYOFFS, THE LAST TIME THE THUNDER...

### IN THE PLAYOFFS, THE LAST TIME A THUNDER PLAYER...

Scored 30+ points	Luguentz Dort, at Houston, 9/2/20	30 points
Scored 40+ points	Russell Westbrook, at Utah, 4/27/18	46 points
Grabbed 15+ rebounds	Steven Adams, at Utah, 4/27/18	16 rebounds
Handed out 10+ assists	Chris Paul, at Houston, 9/2/20	12 assists
Handed out 15+ assists	Russell Westbrook, vs. San Antonio, 5/8/16	15 assists

### IN THE PLAYOFFS, THE LAST TIME A THUNDER OPPONENT PLAYER...

Scored 30+ points	James Harden, Houston, 8/31/20	32 points
Scored 40+ points	Damian Lillard, at Portland, 4/23/19	50 points
Scored 50+ points	Damian Lillard, at Portland, 4/23/19	50 points
Grabbed 15+ rebounds	Enes Kanter, at Portland, 4/14/19	18 rebounds
Grabbed 20+ rebounds	Marc Gasol, at Memphis, 5/9/11	21 rebounds
Handed out 10+ assists	James Harden, Houston, 8/24/20	15 assists
Handed out 15+ assists	James Harden, Houston, 8/24/20	15 assists
Had a 20/20 game	Marc Gasol, at Memphis, 5/9/11	26 pts/21 rebs

# THUNDER OPPONENTS



# ATLANTA HAWKS

101 Marietta Street, Suite 1900  
Atlanta, GA 30303 • 404-878-3000



Quin Snyder  
Head Coach

## DIRECTORY

**Principal Owner & Governor of the Board of Directors:**  
Tony Ressler

**Chief Executive Officer (CEO):** Steve Koonin

**President of Basketball Operations:** Travis Schlenk

**Vice President of Basketball Operations:** Grant Liffmann

**Senior Vice President of Team Operations:** Dan Martinez

**General Manager:** Landry Fields

**Assistant General Manager:** Kyle Korver

**Head Coach:** Quin Snyder

**Assistant Coaches:** Bryan Bailey, Mike Brey, Brittini Donaldson, Steve Klei, Igor Kokoskov, Antonio Lang, Sanjay Lumpkin, Ronald Nored, Ryan Schmidt, Ekpe Udoh, Jeff Watkinson

**Director of Athletic Training:** Scottie Parker

**Executive Vice President & Chief Communications Officer:** Garin Narain

**Vice President of Basketball Communications:** Jon Steinberg

**Senior Manager of Basketball Communications:** Billy Hartman

## 2023-24 VS. HAWKS (ALL TIMES CENTRAL)

Date	Day	Site	Time
11/6/2023	Monday	at OKC	7:00pm
1/3/2024	Wednesday	at Atlanta	6:30pm

## 2022-23 VS. HAWKS

Date	Site	W/L	Score
12/5/2022	at Atlanta	W	121-114
1/25/2023	at OKC	L	132-137

## GENERAL INFORMATION

**Home Court:** State Farm Arena (17,044)

**Radio:** WZGC (92.9 The Game) | Steve Holman, Mike Conti

**Television:** Bally Sports Southeast | Dominique Wilkins, Bob Rathbun, Tabitha Turner

**Team Colors:** Torch Red, Infinity Black, Legacy Yellow, Granite Gray

## LARGEST WINNING MARGIN \*\*\* Only from 08-09\*\*\*

	Points	Date	Location	Score
OKC:	29	1/24/2020	at OKC	140-111
Atlanta:	23	3/18/2021	at Atlanta	93-116

## CURRENT STREAKS VS. HAWKS

SITE	LAST WIN	SCORE	LAST LOSS	SCORE	STREAK
At Home	2/26/2021	118-109	1/25/2023	132-137	Lost 2
At Atlanta	12/5/2022	121-114	11/22/2021	101-113	Won 1
Overall	12/5/2022	121-114	1/25/2023	132-137	Lost 1

## ALL-TIME OKLAHOMA CITY VS. ATLANTA

Season	Home	Away	Neutral	Total
2008-09	0-2	0-1	NA	0-3
2009-10	1-0	1-0	NA	2-0
2010-11	1-0	1-0	NA	2-0
2011-12	0-0	0-1	NA	0-1
2012-13	1-0	0-1	NA	1-1
2013-14	1-0	1-0	NA	2-0
2014-15	1-0	0-1	NA	1-1
2015-16	1-0	0-1	NA	1-1
2016-17	0-1	1-0	NA	1-1
2017-18	1-0	1-0	NA	2-0
2018-19	1-0	0-1	NA	1-1
2019-20	1-0	0-0	NA	1-0
2020-21	1-0	0-1	NA	1-1
2021-22	0-1	0-1	NA	0-2
2022-23	0-1	1-0	NA	1-1
<b>Totals</b>	<b>9-5</b>	<b>7-7</b>	<b>--</b>	<b>16-12</b>





# BOSTON CELTICS

THE RED AUERBACH CENTER  
226 Causeway Street, 4th Floor  
Boston, MA 02114 • 617-854-8000

Joe Mazzulla  
Head Coach



## DIRECTORY

**Managing Partner, Governor, & CEO:** Wyc Grousbeck  
**Team President & Alternate Governor:** Rich Gotham  
**President of Basketball Operations:** Brad Stevens  
**Head Coach:** Joe Mazzulla  
**Assistant Coaches:** Charles Lee, Sam Cassell, Tony Dob-  
bins, Amile Jefferson, Matt Reynolds, D.J. MacLeay  
**Head Athletic Trainer:** Patrick Chasse  
**Sr. Vice President of Communications:** Christian Megliola  
**Vice President of Communications:** Taylor Kielpinski-  
Rogers  
**Communications Manager:** Heather Ward  
**Director of Basketball Communications:** Brian Olive  
**Vice President of Media Services:** Jeff Twiss  
**Communications Coordinator:** Caroline Weber

## 2023-24 VS. CELTICS (ALL TIMES CENTRAL)

Date	Day	Site	Time
1/2/24	Tuesday	at OKC	7:00pm
4/3/24	Wednesday	at Boston	6:30pm

## 2022-23 VS. CELTICS

Date	Site	W/L	Score
11/14/22	at Boston	L	122-126
1/3/23	at OKC	W	150-117

## GENERAL INFORMATION

**Home Court:** TD Garden (19,156)  
**Radio:** 98.5 The Sports Hub | Sean Grande, Cedric Maxwell  
**Television:** NBC Sports Boston | Drew Carter, Abby Chin,  
Mike Gorman, Brian Scalabrine  
**Team Colors:** Green, Gold, Black, Brown and White

## LARGEST WINNING MARGIN

	Points	Date	Location	Score
OKC:	33	1/3/23	at OKC	150-117
Boston:	19	3/29/09	at Boston	84-103

## CURRENT STREAKS VS. CELTICS

SITE	LAST WIN	SCORE	LAST LOSS	SCORE	STREAK
At Home	1/3/23	150-117	3/21/22	123-132	Won 1
At Boston	4/27/21	119-115	11/14/22	122-126	Lost 2
Overall	1/3/23	150-117	11/14/22	122-126	Won 1

## ALL-TIME OKLAHOMA CITY VS. BOSTON

Season	Home	Away	Neutral	Total
2008-09	0-1	0-1	NA	0-2
2009-10	0-1	1-0	NA	1-1
2010-11	0-1	1-0	NA	1-1
2011-12	1-0	1-0	NA	2-0
2012-13	1-0	0-1	NA	1-1
2013-14	1-0	1-0	NA	2-0
2014-15	1-0	1-0	NA	2-0
2015-16	0-1	1-0	NA	1-1
2016-17	1-0	1-0	NA	2-0
2017-18	0-1	0-1	NA	0-2
2018-19	0-1	0-1	NA	0-2
2019-20	0-1	1-0	NA	1-1
2020-21	0-1	1-0	NA	1-1
2021-22	0-1	0-1	NA	0-2
2022-23	1-0	0-1	NA	1-1
<b>Totals</b>	<b>6-9</b>	<b>9-6</b>	<b>--</b>	<b>15-15</b>



# BROOKLYN NETS

HSS TRAINING CENTER  
168 39th Street, 8th Floor  
Brooklyn, NY 11232 • (718) 933-3000

Jacque Vaughn  
Head Coach



## DIRECTORY

**Governor:** Joe Tsai  
**Vice Chairman, BSE Global:** Clara Wu Tsai  
**Alternate Governor:** Oliver Weisberg  
**Alternate Governor & General Manager:** Sean Marks  
**Alternate Governor & Chief Executive Officer (CEO):** Sam Zussman  
**Assistant General Manager:** Jeff Peterson, Andy Birdsong  
**Head Coach:** Jacque Vaughn  
**Assistant Coaches:** Kevin Ollie, Will Weaver, Jay Hernandez, Adam Caporn, Trevor Hendry, Ryan Forehan-Kelly, Ronnie Burrell, Corey Vinson  
**Head Athletic Trainer/Physical Therapist:** Jonathan Filipe  
**Senior Director of Public Relations:** Aaron Harris  
**Director of Public Relations:** Eli Pearlstein  
**Senior Manager of Public Relations:** Megan Walsh  
**Public Relations Coordinator:** Daniel Loftus

## 2023-24 VS. NETS (ALL TIMES CENTRAL)

Date	Day	Site	Time
12/31/23	Sunday	at OKC	6:00pm
1/5/24	Friday	at Brooklyn	6:30pm

## 2022-23 VS. NETS

Date	Site	W/L	Score
1/15/23	at Brooklyn	W	112-102
3/14/23	at OKC	W	121-107

## GENERAL INFORMATION

**Home Court:** Barclays Center (17,732)  
**Radio:** WFAN (660 AM/101.9 FM) | Chris Carrino, Tim Cap-  
straw  
**Television:** YES Network | Ian Eagle, Ryan Ruocco, Noah Eagle, Sarah Kustok, Richard Jefferson, Megan Triplett  
**Colors:** Black, White

## LARGEST WINNING MARGIN

	Points	Date	Location	Score
OKC:	25	1/31/14	at Brooklyn	120-95
Brooklyn:	31	11/3/14	at Brooklyn	85-116

## CURRENT STREAKS VS. NETS

SITE	LAST WIN	SCORE	LAST LOSS	SCORE	STREAK
At Home	3/14/23	121-107	11/14/21	96-120	Won 1
At Brooklyn	1/15/23	112-102	12/7/17	95-100	Won 5
Overall	3/14/23	121-107	1/29/21	125-147	Won 3

## ALL-TIME OKLAHOMA CITY VS. NETS

Season	Home	Away	Neutral	Total
2008-09	1-0	0-1	NA	1-1
2009-10	1-0	1-0	NA	2-0
2010-11	1-0	1-0	NA	2-0
2011-12	0-0	1-0	NA	1-0
2012-13	0-1	1-0	NA	1-1
2013-14	0-1	1-0	NA	1-1
2014-15	0-1	0-1	NA	0-2
2015-16	1-0	0-1	NA	1-1
2016-17	1-0	1-0	NA	2-0
2017-18	1-0	0-1	NA	1-1
2018-19	1-0	1-0	NA	2-0
2019-20	0-0	1-0	NA	1-0
2020-21	0-1	1-0	NA	1-1
2021-22	0-1	1-0	NA	1-1
2022-23	1-0	1-0	NA	2-0
<b>Totals</b>	<b>8-5</b>	<b>11-4</b>	<b>--</b>	



# CHARLOTTE HORNETS

SPECTRUM CENTER  
333 East Trade Street  
Charlotte, NC 28202 • (704) 688-8600

Steve Clifford  
Head Coach



## DIRECTORY

**Home Court:** Spectrum Center (19,077)  
**Radio:** WFNZ 92.7 FM Sam Farber  
**Television:** Bally Sports Southeast Eric Collins, Dell Curry, Ashley ShahAhmadi  
**Team Colors:** Teal, Dark Purple, Gray

## GENERAL INFORMATION

**Co-Chairman & Governor:** Rick Schnall  
**Co-Chairman & Alternate Governor:** Gabe Plotkin  
**Alternate Governor:** Michael Jordon  
**President & Vice Chairman:** Fred Whitfield  
**Executive Vice President & Chief Operations Officer:** James R. Jordan  
**President of Basketball Operations & GM:** Mitch Kupchak  
**Senior Vice President of Basketball Operations & Assistant General Manager:** Buzz Peterson  
**Senior Director of Basketball Operations:** Kathryn Karakus  
**Assistant General Manager:** David Duquette  
**Head Coach:** Steve Clifford  
**Assistant Coaches:** Tyrone Corbin, Bob Beyer, Marlon Garnett, Rex Walters, Mike Wells, Nick Friedman, Norman Richardson, Bruce Kreuzer  
**Director of Health Care & Sports Performance/Head Athletic Trainer:** Joe Sharpe  
**Chief Communications Officer:** Mike Cristaldi  
**Senior Director of Basketball Communications:** Brian Travis  
**Director of Basketball Communications:** Brian Travis  
**Manager of Basketball Communications:** McKayla Hernandez  
**Senior Coordinator of Basketball Communications:** Jack Brandsgard  
**Senior Director of Corporate Communications:** Josh Rosen

### 2023-24 VS. HORNETS (ALL TIMES CENTRAL)

Date	Day	Site	Time
2/2/24	Friday	at OKC	7:00pm
4/7/24	Sunday	at Charlotte	5:00pm

### 2022-23 VS. HORNETS

Date	Site	W/L	Score
12/29/22	at Charlotte	L	113-121
3/28/23	at OKC	L	134-137

### LARGEST WINNING MARGIN

\*\*\*Only from 08-09\*\*\*

	Points	Date	Location	Score
OKC:	45	11/26/12	at OKC	114-69
Charlotte:	23	1/21/22	at Charlotte	98-121

### CURRENT STREAKS VS. HORNETS

SITE	LAST WIN	SCORE	LAST LOSS	SCORE	STREAK
At Home	11/23/18	109-104	3/28/23	134-137	Lost 3
At Charlotte	12/26/20	109-107	12/29/22	113-121	Lost 2
Overall	12/26/20	109-107	3/28/23	134-137	Lost 5

### ALL-TIME OKLAHOMA CITY VS. CHARLOTTE

Season	Home	Away	Neutral	Total
2008-09	1-0	0-1	NA	1-1
2009-10	1-0	0-1	NA	1-1
2010-11	1-0	1-0	NA	2-0
2011-12	1-0	0-0	NA	1-0
2012-13	1-0	1-0	NA	2-0
2013-14	1-0	1-0	NA	2-0
2014-15	1-0	1-0	NA	2-0
2015-16	1-0	1-0	NA	2-0
2016-17	0-1	0-1	NA	0-2
2017-18	0-1	1-0	NA	1-1
2018-19	1-0	1-0	NA	2-0
2019-20	0-0	1-0	NA	1-0
2020-21	0-1	1-0	NA	1-1
2021-22	0-1	0-1	NA	0-2
2022-23	0-1	0-1	NA	0-2
<b>Totals</b>	<b>9-5</b>	<b>9-5</b>	<b>--</b>	<b>18-10</b>



# CHICAGO BULLS

UNITED CENTER  
1901 West Madison Street  
Chicago, IL 60612 • 312-455-4000

Billy Donovan  
Head Coach



## DIRECTORY

**Chairman/Alternate NBA Governor:** Jerry Reinsdorf  
**President & Chief Executive Officer/NBA Governor:** Michael Reinsdorf  
**Executive Vice President - Basketball Operations:** Artūras Karnišovas  
**Chief Operating Officer & General Counsel:** Ram Padmanabhan  
**General Manager:** Marc Eversley  
**Assistant General Managers:** Pat Connelly, JJ Polk  
**Head Coach:** Billy Donovan  
**Assistant Coaches:** Maurice Cheeks, Chris Fleming, Josh Longstaff, John Bryant, Damian Cotter, Billy Schmidt  
**Head Athletic Trainer:** Todd Campbell  
**Vice President of Communications:** Patrick Sandusky  
**Director of Basketball Communications:** Beth Esler  
**Senior Manager of Basketball Communications:** Josh Schur

### 2023-24 VS. BULLS (ALL TIMES CENTRAL)

Date	Day	Site	Time
10/25/23	Wednesday	at Chicago	7:00pm
11/22/23	Wednesday	at OKC	7:00pm

### 2022-23 VS. BULLS

Date	Site	W/L	Score
11/25/22	at Oklahoma	W	123-119
1/13/23	at Chicago	W	124-110

## GENERAL INFORMATION

**Home Court:** United Center (20,917)  
**Radio:** 670 The Score (WSCR AM 670) | Broadcasters: Chuck Swirsky, Bill Wengington  
**Spanish Radio:** WRTO (1200 AM) | Broadcasters: Miguel Esparza, Elio Benitez  
**Television:** NBC Sports Chicago | Broadcasters: Adam Amin, Stacey King  
**Team Colors:** Red, Black, and White

### LARGEST WINNING MARGIN

	Points	Date	Location	Score
OKC:	32	10/28/17	at Chicago	101-69
Chicago:	28	2/1/17	at OKC	100-128

### CURRENT STREAKS VS. BULLS

SITE	LAST WIN	SCORE	LAST LOSS	SCORE	STREAK
At Home	11/25/22	123-119 (OT)	1/24/22	110-111	Won 1
At Chicago	1/13/23	124-110	2/12/22	101-106	Won 1
<b>Overall</b>	<b>1/13/23</b>	<b>124-110</b>	<b>2/12/22</b>	<b>101-106</b>	<b>Won 2</b>

### ALL-TIME OKLAHOMA CITY VS. CHICAGO

Season	Home	Away	Neutral	Total
2008-09	0-1	1-0	NA	1-1
2009-10	0-1	1-0	NA	1-1
2010-11	1-0	0-1	NA	1-1
2011-12	1-0	1-0	NA	2-0
2012-13	1-0	1-0	NA	2-0
2013-14	1-0	1-0	NA	2-0
2014-15	1-0	0-1	NA	1-1
2015-16	0-1	0-1	NA	0-2
2016-17	0-1	1-0	NA	1-1
2017-18	1-0	1-0	NA	2-0
2018-19	1-0	0-1	NA	1-1
2019-20	1-0	1-0	NA	2-0
2020-21	1-0	0-1	NA	1-1
2021-22	0-1	0-1	NA	0-2
2022-2023	1-0	1-0	NA	2-0
<b>Totals</b>	<b>10-5</b>	<b>8-6</b>	<b>--</b>	<b>19-11</b>



# CLEVELAND CAVALIERS

CLEVELAND CLINIC COURTS  
6101 Brecksville Road  
Independence, OH 44131 • 216-420-2000

J.B. Bickerstaff  
Head Coach



## DIRECTORY

**Chairman:** Dan Gilbert  
**President of Basketball Operations:** Koby Altman  
**Head Coach:** J.B. Bickerstaff  
**Associate Head Coach:** Greg Buckner  
**Assistant Coaches:** Luke Walton, J.J. Outlaw, Sidney Lowe, Dan Geriot, Nate Reinking  
**Senior Director of Player Health/Head Athletic Trainer:** Steve Spiro  
**Vice President of Basketball Communications:** BJ Evans  
**Senior Manager of Basketball Communications:** Cherome Owens  
**Basketball Communications Manager:** Sam Coombs  
**Basketball Communications Assistant:** Devynne Booker

### 2023-24 VS. CAVALIERS (ALL TIMES CENTRAL)

Date	Day	Site	Time
10/27/23	Friday	at Cleveland	6:30pm
11/8/23	Wednesday	at OKC	7:00pm

### 2022-23 VS. CAVALIERS

Date	Site	W/L	Score
12/10/23	at Cleveland	L	102-110
1/27/23	at OKC	W	112-100

## GENERAL INFORMATION

**Home Court:** Rocket Mortgage FieldHouse (19,432)  
**Radio:** WTAM (1100 AM) | Tim Alcorn, Jim Chones, Mike Snyder, Brad Sellers  
**Spanish Radio:** La Mega Cleveland Stream & Power 89.1 (WVZN FM) | Rafael Hernández Brito  
**Television:** Bally Sports Ohio | John Michael, Austin Carr, Brad Daugherty, Serena Winters  
**Team Colors:** Wine, Gold

### LARGEST WINNING MARGIN \*\*\* Only from 08-09\*\*\*

Points	Date	Location	Score
OKC: 29	12/12/10	at Oklahoma City	106-77
Cleveland: 35	11/26/08	at Cleveland	82-117

### CURRENT STREAKS VS. CAVALIERS

SITE	LAST WIN	SCORE	LAST LOSS	SCORE	STREAK
At Home	1/27/23	112-100	1/15/22	102-107	Won 1
At Cleveland	2/21/21	117-101	12/10/22	102-110	Lost 2
Overall	1/27/23	112-100	12/10/22	102-110	Won 1

### ALL-TIME OKLAHOMA CITY VS. CLEVELAND

Season	Home	Away	Neutral	Total
2008-09	0-1	0-1	NA	0-2
2009-10	0-1	0-1	NA	0-2
2010-11	1-0	1-0	NA	2-0
2011-12	0-1	0-0	NA	0-1
2012-13	1-0	0-1	NA	1-1
2013-14	1-0	0-1	NA	1-1
2014-15	1-0	0-1	NA	1-1
2015-16	0-1	0-1	NA	0-2
2016-17	1-0	0-1	NA	1-1
2017-18	0-1	1-0	NA	1-1
2018-19	1-0	1-0	NA	2-0
2019-20	1-0	1-0	NA	2-0
2020-21	0-1	1-0	NA	1-1
2021-22	0-1	0-1	NA	0-2
2022-23	1-0	0-1	NA	1-1
<b>Totals</b>	<b>7-8</b>	<b>6-8</b>	<b>--</b>	<b>13-16</b>



# DALLAS MAVERICKS

AMERICAN AIRLINES CENTER  
2500 Victory Avenue  
Dallas, Tx 75219 • 214-665-4660

Jason Kidd  
Head Coach



## DIRECTORY

**Governor:** Mark Cuban  
**President of Basketball Operations/General Manager:** Nico Harrison  
**Assistant General Manager/VP of Basketball Operations:** Michael Finley  
**Assistant General Manager:** Matt Riccardi  
**Head Coach:** Jason Kidd  
**Assistant Coaches:** Sean Sweeney, Jared Dudley, Alex Jensen, Eric Hughes, Darrell Armstrong, Josh Broghamer, Marko Milic, God Shammgod, Keith Veney  
**Head Athletic Trainer:** Dionne Calhoun  
**Vice President of Basketball Communications:** Scott Tomlin  
**Director of Basketball Communications:** Alan Rakowski  
**Basketball Communications Manager:** Kristen Deahl  
**Basketball Communications Coordinator:** Dave Maurer

### 2023-24 VS. MAVERICKS (ALL TIMES CENTRAL)

Date	Day	Site	Time
12/2/23	Saturday	at Dallas	8:00pm
2/10/24	Saturday	at Dallas	2:00pm
3/14/24	Thursday	at OKC	9:00pm
4/14/24	Sunday	at OKC	2:30pm

### 2022-23 VS. MAVERICKS

Date	Site	W/L	Score
10/29/22	at Dallas	W	117-111
12/12/22	at Dallas	L	114-121
1/8/23	at OKC	W	120-109

## GENERAL INFORMATION

**Home Court:** American Airlines Center (19,200)  
**Radio:** 97.1 the Freak (KEGL) | Chuck Cooperstein, Brad Davis, Brian Dameris  
**Spanish Radio:** Univision 99.1 FM (KFZO) | Victor Villalba  
**Television:** Bally Sports Southwest | Mark Followill, Derek Harper, Devin Harris, Jeff "Skin" Wade  
**Team Colors:** Blue, Silver, White, Black

### LARGEST WINNING MARGIN \*\*\* ONLY FROM 08-09\*\*\*

Points	Date	Location	Score
OKC: 21	2/4/13	at Oklahoma City	112-91
Dallas: 23	3/16/14	at Oklahoma City	86-109

### CURRENT STREAKS VS. MAVERICKS

SITE	LAST WIN	SCORE	LAST LOSS	SCORE	STREAK
At Home	1/8/23	120-109	1/2/22	86-95	Won 1
At Dallas	10/29/22	117-111	12/12/22	114-121	Lost 1
Overall	1/8/23	120-109	12/12/22	114-121	Won 1

### ALL-TIME OKLAHOMA CITY VS. DALLAS

Season	Home	Away	Neutral	Total
2008-09	1-0	0-2	NA	1-2
2009-10	1-1	1-1	NA	2-2
2010-11	0-2	1-0	NA	1-2
2011-12	2-0	1-1	NA	3-1
2012-13	2-0	2-0	NA	4-0
2013-14	1-1	0-1	NA	1-2
2014-15	1-1	0-2	NA	1-3
2015-16	2-0	2-0	NA	4-0
2016-17	1-0	1-1	NA	2-1
2017-18	1-1	1-1	NA	2-2
2018-19	1-1	0-2	NA	1-3
2019-20	1-0	0-1	NA	1-1
2020-21	1-1	0-1	NA	1-2
2021-22	0-2	1-1	NA	1-3
2022-23	1-0	1-1	NA	2-1
<b>Totals</b>	<b>16-11</b>	<b>11-14</b>	<b>--</b>	<b>27-25</b>



# DENVER NUGGETS

BALL ARENA  
1000 Chopper Circle  
Denver, CO 80204 • 303-405-1100

Michael Malone  
Head Coach



## DIRECTORY

**Owner:** E. Stanley Kroenke  
**KSE Vice Chairman:** Josh Kroenke  
**General Manager:** Calvin Booth  
**Assistant General Manager:** Tommy Balcetti  
**Vice President Basketball Operations/GM, Grand Rapids:** Gold: Ben Tenzer  
**Vice President of Basketball Administration:** Lisa Johnson  
**Basketball Operations Coordinator/Player Programs:** Morgan Montgomery  
**Head Coach:** Michael Malone  
**Assistant Coaches:** David Adelman, Ryan Saunders, Popeye Jones, Ryan Bowen, Charles Klask, John Beckett, Elvis Valcarcel, Ognjen Stojakovic  
**Special Assistant to the Head Coach:** Andrew Munson  
**Head Athletic Trainer:** Dan Shimensky  
**Director of Performance:** Felipe Eichenberger  
**Vice President of Media Relations:** Nick O'Hare  
**Director of Media Relations:** Cody Wise  
**Media Relations Manager:** Makalah Emanuel

## 2023-24 VS. NUGGETS (ALL TIMES CENTRAL)

Date	Day	Site	Time
10/29/23	Sunday	at OKC	2:30pm
12/16/23	Saturday	at Denver	8:00pm
12/29/23	Friday	at Denver	8:00pm
1/31/24	Wednesday	at OKC	9:00pm

## 2022-23 VS. NUGGETS

Date	Site	W/L	Score
10/22/22	at Denver	L	117-122
11/3/22	at OKC	L	110-122
11/23/22	at OKC	L	126-131
1/22/23	at Denver	W	101-99

## GENERAL INFORMATION

**Home Court:** Ball Arena (19,520)  
**Radio:** Altitude Radio Network (92.5 FM) | Jason Kosmicki  
**Television:** Altitude Sports & Entertainment | Chris Marlowe, Scott Hastings, Chris Dempsey, Vic Lombardi, Katy Winge  
**Team Colors:** Blue, Yellow Red

## LARGEST WINNING MARGIN \*\*\* Only from 08-09\*\*\*

Points	Date	Location	Score
25	2/22/15	at OKC	119-94
30	2/27/21	at OKC	96-126

## CURRENT STREAKS VS. NUGGETS

SITE	LAST WIN	SCORE	LAST LOSS	SCORE	STREAK
At Home	12/22/21	108-94	11/23/22	126-131	Lost 3
At Denver	1/22/23	101-99	10/22/22	117-122	Won 1
Overall	1/22/23	101-99	11/23/22	126-131	Won 1

## ALL-TIME OKLAHOMA CITY VS. DENVER

Season	Home	Away	Neutral	Total
2008-09	0-2	0-2	NA	0-4
2009-10	1-1	0-2	NA	1-3
2010-11	2-0	1-1	NA	3-1
2011-12	1-1	1-0	NA	2-1
2012-13	1-1	0-2	NA	1-3
2013-14	2-0	1-1	NA	3-1
2014-15	2-0	1-1	NA	3-1
2015-16	2-0	2-0	NA	4-0
2016-17	2-0	2-0	NA	4-0
2017-18	1-1	0-2	NA	1-3
2018-19	0-2	0-2	NA	0-4
2019-20	1-1	0-1	NA	1-2
2020-21	0-1	0-2	NA	0-3
2021-22	1-1	1-1	NA	2-2
2022-23	0-2	1-1	NA	1-3
Totals	15-14	10-18	--	25-32



# DETROIT PISTONS

HENRY FORD DETROIT PISTONS PERFORMANCE CENTER  
6201 Second Avenue  
Detroit, MI 48202 • 313-747-8667

Monty Williams  
Head Coach



## DIRECTORY

**Owner:** Tom Gores  
**Vice Chairman:** Arn Tellem  
**General Manager:** Troy Weaver  
**Associate General Manager:** George David  
**Assistant General Manager:** Tony Leotti  
**Head Coach:** Monty Williams  
**Assistant Coaches:** Mark Bryant, Daniel Burke, Jarrett Jack, Brian Randle, Stephen Scalzi, Stephen Silas  
**Head Athletic Trainer:** Rachel Cutts  
**Senior Director of Performance:** Trent Salo  
**Executive Vice President & Chief Communications Officer:** Kevin Grigg  
**Vice President or Public Relations:** Cletus Lewis  
**Director of Communications:** Mike Horan  
**Public Relations Manager:** Corey Moore  
**Public Relations Coordinator:** Ben Bagley

## 2023-24 VS. PISTONS (ALL TIMES CENTRAL)

Date	Day	Site	Time
10/30/23	Monday	at OKC	7:00pm
1/28/24	Sunday	at Detroit	5:00pm

## 2022-23 VS. PISTONS

Date	Site	W/L	Score
11/7/22	at Detroit	L	103-112
3/23/22	at OKC	W	107-106

## GENERAL INFORMATION

**Home Court:** Little Caesars Arena (20,062)  
**Radio:** 97.1 The Ticket | Mark Champion, Rick Mahorn, George Blaha  
**Television:** Bally Sports Detroit | George Blaha, Greg Kelsner  
**Team Colors:** Red, White, Blue

## LARGEST WINNING MARGIN \*\*\* Only from 08-09\*\*\*

Points	Date	Location	Score
27	12/3/18	at Detroit	110-83
24	4/5/21	at Oklahoma City	108-132

## CURRENT STREAKS VS. PISTONS

SITE	LAST WIN	SCORE	LAST LOSS	SCORE	STREAK
At Home	3/29/23	107-106	4/1/22	101-110	Won 1
At Detroit	12/6/21	114-103	11/7/22	103-112	Lost 1
Overall	3/29/23	107-106	11/7/22	103-112	Won 1

## ALL-TIME OKLAHOMA CITY VS. DETROIT

Season	Home	Away	Neutral	Total
2008-09	1-0	0-1	NA	1-1
2009-10	1-0	1-0	NA	2-0
2010-11	1-0	1-0	NA	2-0
2011-12	1-0	0-0	NA	1-0
2012-13	1-0	1-0	NA	2-0
2013-14	1-0	1-0	NA	2-0
2014-15	0-1	1-0	NA	1-1
2015-16	1-0	0-1	NA	1-1
2016-17	1-0	0-1	NA	1-1
2017-18	0-1	1-0	NA	1-1
2018-19	1-0	1-0	NA	2-0
2019-20	1-0	1-0	NA	2-0
2020-21	0-1	0-1	NA	0-2
2021-22	0-1	1-0	NA	1-1
2022-23	1-0	0-1	NA	1-1
Totals	11-4	9-5	--	20-9



# GOLDEN STATE WARRIORS

1 Warriors Way  
San Francisco, CA 94158 • 415-388-0100

Steve Kerr  
Head Coach



## DIRECTORY

**Co-Executive Chairman & CEO:** Joe Jacob  
**Co-Executive Chairman:** Peter Guber  
**General Manager:** Mike Dunleavy  
**Head Coach:** Steve Kerr  
**Assistant Coaches:** Ron Adams, Kenny Atkinson, Chris DeMarco, Bruce Fraser, Dejan Milojevic, Kris Weems  
**Director, Medical Services:** Drew Yoder  
**Vice President of Communications:** Raymond Ridder  
**Senior Director of Public Relations:** Brett Winkler  
**Director, Basketball Communications:** Michael Ravina  
**Director of Publications & Statistical Information:** Darryl Arata  
**Manager, Public Relations:** Cole Lawrence

### 2022-23 VS. WARRIORS (ALL TIMES CENTRAL)

Date	Day	Site	Time
11/3/23	Friday	at OKC	7:00pm
11/16/23	Thursday	at Golden State	9:00pm
11/18/23	Saturday	at Golden State	7:30pm

### 2022-23 VS. WARRIORS

Date	Site	W/L	Score
1/30/23	at OKC	L	120-128
2/6/23	at Golden State	L	114-141
3/7/23	at OKC	W	137-128
4/4/23	at Golden State	L	125-136

## GENERAL INFORMATION

**Home Court:** Chase Center (18,064)  
**Radio:** KGMZ (95.7 The Game) Tim Roye, Jim Barnett, Tom Tolbert  
**Television:** NBC Sports Bay Area Bob Fitzgerald, Kelenna Azubuike  
**Team Colors:** Warriors Royal Blue, California Golden Yellow

### LARGEST WINNING MARGIN\*\*\* Only from 08-09\*\*\*

	Points	Date	Location	Score
OKC:	28	10/27/19	at OKC	120-92
Golden State:	39	5/8/21	at Golden State	97-136

### CURRENT STREAKS VS. WARRIORS

SITE	LAST WIN	SCORE	LAST LOSS	SCORE	STREAK
At Home	3/7/23	137-128	1/30/23	120-128	Won 1
At Golden State	11/25/19	100-97	4/4/23	125-136	Lost 5
Overall	3/7/23	137-128	4/4/23	125-136	Lost 1

### ALL-TIME OKLAHOMA CITY VS. GOLDEN STATE

Season	Home	Away	Neutral	Total
2008-09	1-1	1-1	NA	2-2
2009-10	2-0	1-1	NA	3-1
2010-11	2-0	0-1	NA	2-1
2011-12	1-0	2-0	NA	3-0
2012-13	2-0	1-1	NA	3-1
2013-14	1-0	1-0	NA	2-0
2014-15	1-1	0-2	NA	1-3
2015-16	0-1	0-2	NA	0-3
2016-17	0-2	0-2	NA	0-4
2017-18	1-1	1-1	NA	2-2
2018-19	0-2	1-0	NA	1-2
2019-20	2-0	1-0	NA	3-0
2020-21	0-1	0-2	NA	0-3
2021-22	0-2	0-1	NA	0-3
2022-23	1-1	0-2	NA	1-3
<b>Totals</b>	<b>15-11</b>	<b>8-18</b>	<b>--</b>	<b>23-29</b>



# HOUSTON ROCKETS

TOYOTA CENTER  
1510 Polk Street  
Houston, TX 77002 • 713-758-7200

Ime Udoka  
Head Coach



## DIRECTORY

**Principal Owner & Chair of Board of Directors/NBA Governor:** Tilman Fertitta  
**President of Business Operations:** Gretchen Sheirr  
**General Manager:** Rafael Stone  
**Head Coach:** Ime Udoka  
**Assistant Coaches:** Ben Sullivan, Royal Ivey, Garrett Jackson, Tiago Splitter, Cam Hodges, Mike Moser  
**Head Athletic Trainer/Director of Athlete Care & Science:** Jason Biles  
**Vice President, Media & Player Relations:** Tracey Hughes  
**Senior Manager of Media Relations:** Sean McCloskey  
**Media Relations Manager:** David Wolf  
**Senior Coordinator of Media Relations:** Tomorrow Huff

### 2023-24 VS. ROCKETS (ALL TIMES CENTRAL)

Date	Day	Site	Time
2/25/24	Sunday	at Houston	6:00pm
2/27/24	Tuesday	at OKC	7:00pm
3/27/24	Wednesday	at OKC	7:00pm

### 2022-23 VS. ROCKETS

Date	Site	W/L	Score
11/26/22	at OKC	L	105-118
2/1/23	at Houston	L	106-112
2/4/23	at OKC	W	153-121
2/15/23	at OKC	W	133-96

## GENERAL INFORMATION

**Home Court:** Toyota Center (18,055)  
**Radio:** KBME Sports Talk (790 AM) | Matt Thomas  
**Spanish Radio:** TUDN 93.3 FM Adrian Chavarria  
**Television:** Space City Home Network | Craig Ackerman, Ryan Hollins, Cayleigh Griffin  
**Team Colors:** Red, Black, Gray, Anthracite, White

### LARGEST WINNING MARGIN \*\*\* Only from 08-09\*\*\*

	Points	Date	Location	Score
OKC:	37	2/15/23	at OKC	133-96
Houston:	33	10/22/21	at HOU	91-124

### CURRENT STREAKS VS. ROCKETS

SITE	LAST WIN	SCORE	LAST LOSS	SCORE	STREAK
At Home	2/15/23	133-96	12/1/21	110-114	Won 2
At Houston	3/21/21	114-112	2/1/23	106-112	Lost 4
Overall	2/15/23	133-96	2/1/23	106-112	Won 2

### ALL-TIME OKLAHOMA CITY VS. HOUSTON

Season	Home	Away	Neutral	Total
2008-09	0-2	0-1	NA	0-3
2009-10	1-1	0-2	NA	1-3
2010-11	2-0	1-1	NA	3-1
2011-12	1-1	1-1	NA	2-2
2012-13	1-0	1-1	NA	2-1
2013-14	2-0	1-1	NA	3-1
2014-15	0-2	0-1	NA	0-3
2015-16	2-0	0-2	NA	2-2
2016-17	1-1	0-2	NA	1-3
2017-18	1-1	1-0	NA	2-1
2018-19	2-0	1-1	NA	3-1
2019-20	2-0	0-1	NA	2-1
2020-21	1-1	1-0	NA	2-1
2021-22	1-1	0-2	NA	1-3
2022-23	2-0	0-2	NA	2-2
<b>Totals</b>	<b>18-10</b>	<b>8-18</b>	<b>--</b>	<b>26-28</b>



# INDIANA PACERS

BANKERS LIFE FIELDHOUSE  
125 S. Pennsylvania St.  
Indianapolis, IN 46204 • 317-917-2500

Rick Carlisle  
Head Coach



## DIRECTORY

**Chairman, CEO, & NBA Governor:** Herbert Simon  
**Vice Chairman & NBA Alternate Governor:** Steve Simon  
**Vice Chairman:** Jim Morris  
**President of Basketball Operations:** Kevin Pritchard  
**Vice President of Basketball Operations:** Ted Wu  
**President/Chief Operating Officer:** Rick Fuson  
**Director of Team Operations:** Zach Eagle  
**Vice President of Basketball Administration:** Sonya Clutinger  
**General Manager:** Chad Buchanan  
**Assistant General Manager:** Kelly Krauskopf  
**Head Coach:** Rick Carlisle  
**Assistant Coaches:** Lloyd Pierce, Mike Weiner, Jenny Boucek, Jim Boylen  
**Senior Director of Medical Operations/Head Athletic Trainer:** Josh Corbeil  
**Director of Performance & Sports Science:** Phil Anloague  
**Vice President of Basketball Communications & Media Relations:** Michael Preston  
**Senior Director of Basketball Communications:** Krissy Myers  
**Senior Manager of Basketball Communications:** Wes Kaminski

### 2023-24 VS. PACERS (ALL TIMES CENTRAL)

Date	Day	Site	Time
3/12/24	Tuesday	at OKC	7:00pm
4/5/24	Friday	at Indiana	6:00pm

### 2022-23 VS. PACERS

Date	Site	W/L	Score
1/18/23	at OKC	W	126-106
3/31/23	at Indiana	L	117-121

## GENERAL INFORMATION

**Home Court:** Gainbridge Fieldhouse (17,274)  
**Radio:** 1070 The Fan (93.5 FM) | Mark Boyle  
**Television:** Bally Sports Indiana | Quinn Buckner, Chris Denari, Jeremiah Johnson, Eddie Gill  
**Team Colors:** Navy Blue, Gold, Cool Gray

### LARGEST WINNING MARGIN \*\*\* ONLY FROM 08-09\*\*\*

	Points	Date	Location	Score
OKC:	24	12/8/13	at OKC	118-94
Indiana:	26	11/12/19	at Indiana	85-111

### CURRENT STREAKS VS. PACERS

SITE	LAST WIN	SCORE	LAST LOSS	SCORE	STREAK
At Home	1/18/23	126-106	1/28/22	110-113	Won 1
At Indiana	2/25/22	129-125	3/31/23	117-121	Lost 1
Overall	1/18/23	126-106	3/31/23	117-121	Lost 1

### ALL-TIME OKLAHOMA CITY VS. INDIANA

Season	Home	Away	Neutral	Total
2008-09	0-1	0-1	NA	0-2
2009-10	1-0	0-1	NA	1-1
2010-11	1-0	1-0	NA	2-0
2011-12	0-0	0-1	NA	0-1
2012-13	1-0	1-0	NA	2-0
2013-14	1-0	0-1	NA	1-1
2014-15	1-0	0-1	NA	1-1
2015-16	0-1	1-0	NA	1-1
2016-17	0-1	0-1	NA	0-2
2017-18	1-0	1-0	NA	2-0
2018-19	1-0	0-1	NA	1-1
2019-20	0-1	0-1	NA	0-2
2020-21	0-1	0-1	NA	0-2
2021-22	0-1	1-0	NA	1-1
2022-23	1-0	0-1	NA	1-1
<b>Totals</b>	<b>8-6</b>	<b>5-10</b>	<b>--</b>	<b>13-16</b>



# LOS ANGELES CLIPPERS

HONEY TRAINING CENTER  
6951 S. Centinela Ave.  
Playa Vista, CA 90094 • 310-862-6000

Tyronn Lue  
Head Coach



## DIRECTORY

**Owner:** Steve Ballmer  
**General Manager:** Trent Redden  
**Senior Vice President/Assistant General Manager:** Mark Hughes  
**President of Basketball Operations:** Lawrence Frank  
**Head Coach:** Tyronn Lue  
**Associate Head Coach:** Daniel Craig  
**Assistant Coaches:** Jeremy Castleberry, Larry Drew, Shaun Fein, Dahntay Jones, Jay Larranaga, Brendan O'Connor, Brian Shaw  
**Chairman of Performance, Health & Wellness:** Dr. John Meyer  
**Assistant Coach/Vice President of Player Performance:** Todd Wright  
**Director of Medical Services/Head Athletic Trainer:** Jasen Powell  
**Chief Communications Officer:** Chris Wallace  
**Vice President of Communications:** Dennis Rogers  
**Basketball Communications Manager:** Curtis Jackson, Cooper Dzierzanowski

### 2023-24 VS. CLIPPERS (ALL TIMES CENTRAL)

Date	Day	Site	Time
12/21/23	Thursday	at OKC	7:00pm
1/16/24	Tuesday	at LA	9:00pm
2/22/24	Thursday	at OKC	7:00pm

### 2022-23 VS. CLIPPERS

Date	Site	W/L	Score
10/25/22	at OKC	W	108-94
10/27/22	at OKC	W	118-110
3/21/23	at LA	W	101-100
3/23/23	at LA	L	105-127

## GENERAL INFORMATION

**Home Court:** Crypto.com Arena (19,060)  
**Radio:** AM 570 (LA Sports) | Carlo Jimenez  
**Spanish Radio:** ESPN Deportes (1330 AM) | Armando Garcia  
**Television:** KTLA/SoCal | Brian Sieman  
**Team Colors:** Red, Blue, Silver, Black

### LARGEST WINNING MARGIN

	Points	Date	Location	Score
OKC:	41	4/15/2009	at LAC	126-85
LA Clippers:	50	4/10/22	at LAC	88-138

### LARGEST WINNING MARGIN \*\*\* Only from 08-09\*\*\*

	Points	Date	Location	Score
OKC:	41	4/15/09	at LAC	126-85
LA Clippers:	50	4/10/22	at LAC	88-138

### ALL-TIME OKLAHOMA CITY VS. L.A. CLIPPERS

Season	Home	Away	Neutral	Total
2008-09	0-2	1-1	NA	1-3
2009-10	0-1	2-0	NA	2-1
2010-11	2-0	0-2	NA	2-2
2011-12	1-1	0-2	NA	1-3
2012-13	1-0	2-0	NA	3-0
2013-14	1-1	1-1	NA	2-2
2014-15	1-1	0-1	NA	1-2
2015-16	2-0	1-1	NA	3-1
2016-17	1-1	1-1	NA	2-2
2017-18	2-0	1-0	NA	3-0
2018-19	2-0	0-2	NA	2-2
2019-20	1-1	0-2	NA	1-3
2020-21	1-0	0-2	NA	1-2
2021-22	1-0	0-2	NA	1-2
2022-23	2-0	1-1	NA	3-1
<b>Totals</b>	<b>18-8</b>	<b>10-18</b>	<b>--</b>	<b>28-26</b>



# LOS ANGELES LAKERS

2275 E Mariposa Ave.  
El Segundo, CA 90245 • 310-426-6000

**Darvin Ham**  
Head Coach



## DIRECTORY

**Governor:** Jeanie Buss  
**Vice President of Basketball Operations & General Manager:** Rob Pelinka  
**Head Coach:** Darvin Ham  
**Assistant Coaches:** Christopher Jent, Phil Handy, Jordan Ott, JD DuBois, Schuyler Rimmer, Zach Peterson, DeMarre Carroll  
**Head Athletic Trainer:** Roger Sancho  
**Director of Media Relations:** Mitch Heckart  
**Associate Director of Media Relations:** Ta'Nisha Cooper  
**Media Relations Manager:** Noah Camarena  
**Media Relations Coordinator:** Chris McGean  
**Media Relations Assistant:** Matt Fleer

## 2023-24 VS. LAKERS (ALL TIMES CENTRAL)

Date	Day	Site	Time
11/30/23	Thursday	at OKC	7:00pm
12/23/23	Saturday	at OKC	7:00pm
1/15/24	Monday	at LA	9:30pm
3/4/24	Monday	at LA	9:30pm

## 2022-23 VS. LAKERS

Date	Site	W/L	Score
2/7/23	at LA	W	133-130
3/1/23	at OKC	L	117-123
3/24/23	at LA	L	111-116

## GENERAL INFORMATION

**Home Court:** Crypto.com Arena (18,910)  
**Radio:** ESPNLA Radio (710 AM) | John Ireland (Play-by-Play), Mychal Thompson (Analyst)  
**Spanish Radio:** KWKW (1330 AM) | Fernando Gonzalez, Jose "Pepe" Mantilla  
**Television:** Spectrum SportsNet | Bill Macdonald (Play-by-Play), Stu Lantz (Analyst), Mike Trudell (Sideline)  
**Team Colors:** Purple and Gold

## LARGEST WINNING MARGIN \*\*\* Only from 08-09\*\*\*

Points	Date	Location	Score
OKC: 40	12/19/15	at OKC	118-78
LA Lakers: 29	1/13/21	at OKC	99-128

## CURRENT STREAKS VS. LAKERS

SITE	LAST WIN	SCORE	LAST LOSS	SCORE	STREAK
At Home	10/27/21	123-115	3/1/23	117-123	Lost 2
At Los Angeles	2/7/23	133-130	3/24/23	111-116	Lost 1
Overall	2/7/23	133-130	3/24/23	111-116	Lost 2

## ALL-TIME OKLAHOMA CITY VS. L.A. LAKERS

Season	Home	Away	Neutral	Total
2008-09	0-2	0-1	NA	0-3
2009-10	1-1	0-2	NA	1-3
2010-11	0-1	1-1	NA	1-2
2011-12	1-0	1-1	NA	2-1
2012-13	2-0	1-1	NA	3-1
2013-14	2-0	1-0	NA	3-1
2014-15	1-0	2-0	NA	3-0
2015-16	2-0	2-0	NA	4-0
2016-17	2-0	0-1	NA	2-1
2017-18	1-1	1-1	NA	2-2
2018-19	1-1	1-0	NA	2-1
2019-20	0-2	1-1	NA	1-3
2020-21	0-1	0-2	NA	0-3
2021-22	1-1	1-1	NA	2-2
2022-23	0-1	1-1	NA	1-2
<b>Totals</b>	<b>14-11</b>	<b>13-14</b>	<b>--</b>	<b>27-25</b>



# MEMPHIS GRIZZLIES

191 Beale Street  
Memphis, TN 38103 • 901-205-1234

**Taylor Jenkins**  
Head Coach



## DIRECTORY

**Chairman & Controlling Owner:** Robert Pera  
**President:** Jason Wexler  
**President of Basketball Operations & General Manager:** Zachary Z. Kleiman  
**Senior Advisor:** Glen Grunwald  
**Head Coach:** Taylor Jenkins  
**Assistant Coaches:** Anthony Carter, Blake Ahearn, Brad Jones, James "Scoonie" Penn, Patrick St. Andrews, Sonia Raman, Vitaly Potapenko  
**Head Athletic Trainer:** Pete Elliot  
**Director of Performance:** Christopher Chase  
**Vice President of Communications & Basketball Information Strategy:** Laura Ehret  
**Director of Communications & Publications:** Ross Wooden  
**Director of Communications:** Shantonie Derrick  
**Communications & Publications Coordinator:** Kaki Gieber, Brandon Abraham

## 2023-24 VS. GRIZZLIES (ALL TIMES CENTRAL)

Date	Day	Site	Time
12/18/23	Monday	at OKC	7:00pm
3/10/24	Sunday	at OKC	6:00pm
3/16/24	Saturday	at Memphis	7:00pm

## 2022-23 VS. GRIZZLIES

Date	Site	W/L	Score
11/18/22	at Memphis	L	110-121
12/7/22	at Memphis	L	102-123
12/17/22	at OKC	W	115-109
4/9/23	at OKC	W	115-100

## GENERAL INFORMATION

**Home Court:** FedEx Forum (17,794)  
**Radio:** ESPN (92.9 FM/680 AM) | Eric Hasseltine, Elliot Perry, Michael Wallace, Jessica Benson, Jon Roser, Gary Darby  
**Television:** Bally Sports Southeast | Pete Pranic, Brevin Knight, Rob Fischer, Chris Vernon  
**Team Colors:** Beale Street Blue, Midnight Navy, Grizzlies Gold, Steel Gray

## LARGEST WINNING MARGIN \*\*\* Only from 08-09\*\*\*

Points	Date	Location	Score
OKC: 37	12/8/15	at Memphis	125-88
Memphis: 73	12/2/21	at Memphis	79-152

## CURRENT STREAKS VS. GRIZZLIES

SITE	LAST WIN	SCORE	LAST LOSS	SCORE	STREAK
At Home	4/9/23	115-100	3/13/22	118-125	Won 2
At Memphis	12/20/21	102-99	12/7/22	102-123	Lost 2
Overall	4/9/23	115-100	12/7/22	102-123	Won 2

## ALL-TIME OKLAHOMA CITY VS. MEMPHIS

Season	Home	Away	Neutral	Total
2008-09	1-1	2-0	NA	3-1
2009-10	1-0	1-1	NA	2-1
2010-11	1-1	0-2	NA	1-3
2011-12	1-1	2-0	NA	3-1
2012-13	1-1	0-1	NA	1-2
2013-14	2-0	1-1	NA	3-1
2014-15	1-1	0-2	NA	1-3
2015-16	1-0	1-1	NA	2-1
2016-17	2-0	1-1	NA	3-1
2017-18	2-0	2-0	NA	4-0
2018-19	2-0	0-1	NA	2-1
2019-20	1-1	0-1	NA	1-2
2020-21	0-1	0-2	NA	1-2
2021-22	0-1	1-1	NA	1-2
2022-23	2-0	0-2	NA	2-2
<b>Totals</b>	<b>19-8</b>	<b>11-15</b>	<b>--</b>	<b>30-23</b>



# MIAMI HEAT

601 Biscayne Blvd  
Miami, FL 33132 • 786-777-4328

Erik Spoelstra  
Head Coach



## DIRECTORY

**Managing General Partner:** Micky Arison  
**President:** Pat Riley  
**Senior Vice President, Basketball Operations/General Manager:** Andy Elisburg  
**Head Coach:** Erik Spoelstra  
**Assistant Coaches:** Chris Quinn, Malik Allen, Caron Butler  
**Head Athletic Trainer/VP of Sport Performance:** Jay Sabol  
**Vice President, Sports Media Relations:** Tim Donovan  
**Senior Director of Sports Media Relations:** Rob Wilson  
**Director of Sports Media Relations:** Michael Lissack  
**Sports Media Relations Senior Manager:** Nick Maiorana  
**Sports Media Relations Assistant:** Maddox Burnett

### 2023-24 VS. HEAT (ALL TIMES CENTRAL)

Date	Day	Site	Time
1/10/24	Wednesday	at Miami	6:30pm
3/8/24	Friday	at OKC	7:00pm

### 2022-23 VS. HEAT

Date	Site	W/L	Score
12/14/22	at OKC	L	108-110
1/10/23	at Miami	L	111-112

## GENERAL INFORMATION

**Home Court:** FTX (19,600)  
**Radio:** AM 560 Sports WQAM: Jason Jackson, Ron Rothstein  
**Spanish Radio:** WAQI (710 AM) José Pañeda, Joe Pujala  
**Television:** Bally Sports Sun; Eric Reid, John Crotty, Jason Jackson, Will Manso  
**Team Colors:** Red, Yellow, Black, White

### LARGEST WINNING MARGIN \*\*\* ONLY FROM 08-09\*\*\*

OKC:	Points	Date	Location	Score
	25	1/17/16	at OKC	99-74
Miami:	28	1/4/21	at Miami	90-118

### CURRENT STREAKS VS. HEAT

SITE	LAST WIN	SCORE	LAST LOSS	SCORE	STREAK
At Home	8/12/20	116-115	12/14/22	108-110	Lost 3
At Miami	2/1/19	102-118	1/10/23	111-112	Lost 3
Overall	8/12/20	116-115	1/10/23	111-112	Lost 6

### ALL-TIME OKLAHOMA CITY VS. MIAMI

Season	Home	Away	Neutral	Total
2008-09	0-1	0-1	NA	0-2
2009-10	1-0	1-0	NA	2-0
2010-11	0-1	1-0	NA	1-1
2011-12	1-0	0-1	NA	1-1
2012-13	0-1	0-1	NA	0-2
2013-14	0-1	1-0	NA	1-1
2014-15	1-0	1-0	NA	2-0
2015-16	1-0	0-1	NA	1-1
2016-17	1-0	1-0	NA	2-0
2017-18	1-0	1-0	NA	2-0
2018-19	0-1	1-0	NA	1-1
2019-20	1-1	0-0	NA	1-1
2020-21	0-1	0-1	NA	0-2
2021-22	0-1	0-1	NA	0-2
2022-23	0-1	0-1	NA	0-2
Totals	7-9	7-7	--	14-16



# MILWAUKEE BUCKS

600 First Avenue North  
Minneapolis, MN 55403 • 612-673-1600

Adrian Griffin  
Head Coach



## DIRECTORY

**Owners:** Wes Edens, Marc Lasry, Jamie Dinan  
**General Manager:** Jon Horst  
**Head Coach:** Adrian Griffin  
**Associate Head Coach:** Charles Lee  
**Assistant Coaches:** Pat St. Andrews, Chad Forcier, Vin Baker, Josh Oppenheimer, Mike Dunlap, Vince Legarza, Blaine Mueller, DeMarre Carroll, Sidney Dobner  
**Head Athletic Trainer:** Scott Faust  
**Chief Communications Officer:** Barry Baum  
**Vice President of Communications:** Dan Smyczek

### 2023-24 VS. BUCKS (ALL TIMES CENTRAL)

Date	Day	Site	Time
3/24/24	Sunday	at Milwaukee	6:00pm
4/12/24	Friday	at OKC	7:00pm

### 2022-23 VS. BUCKS

Date	Site	W/L	Score
11/5/22	at Milwaukee	L	94-108
11/9/22	at OKC	L	132-136

## GENERAL INFORMATION

**Home Court:** Fiserv Forum (17,341)  
**Radio:** WTMJ 620 AM, 103.3 FM, Dave Koehn  
**Television:** Bally Sports Wisconsin: Lisa Byington, Marques Johnson, Zora Stephenson  
**Team Colors:** Good Land Green, Cream City Cream, Great Lakes Blue

### LARGEST WINNING MARGIN \*\*\* Only from 08-09\*\*\*

OKC:	Points	Date	Location	Score
	31	4/4/17	at OKC	110-79
Milwaukee:	47	2/28/20	at Milwaukee	86-133

### CURRENT STREAKS VS. BUCKS

SITE	LAST WIN	SCORE	LAST LOSS	SCORE	STREAK
At Home	2/14/21	114-109	11/9/22	132-136	Lost 2
At Milwaukee	4/10/19	127-116	11/5/22	94-108	Lost 4
Overall	2/14/21	114-109	11/9/22	132-136	Lost 5

### ALL-TIME OKLAHOMA CITY VS. MILWAUKEE

Season	Home	Away	Neutral	Total
2008-09	0-1	0-1	NA	0-2
2009-10	1-0	0-1	NA	1-1
2010-11	0-1	1-0	NA	1-1
2011-12	0-0	1-0	NA	1-0
2012-13	0-1	1-0	NA	1-1
2013-14	1-0	1-0	NA	2-0
2014-15	1-0	0-1	NA	1-1
2015-16	1-0	1-0	NA	2-0
2016-17	1-0	0-1	NA	1-1
2017-18	0-1	1-0	NA	1-1
2018-19	1-0	1-0	NA	2-0
2019-20	0-1	0-1	NA	0-2
2020-21	1-0	0-1	NA	1-1
2021-22	0-1	0-1	NA	0-2
2022-23	0-1	0-1	NA	0-2
Totals	7-7	7-8	--	14-15





# MINNESOTA TIMBERWOLVES

600 Hennepin Avenue, Suite 300  
Minneapolis, MN 55403 • 612-673-1600

Chris Finch  
Head Coach



## DIRECTORY

**Owner:** Glen Taylor  
**Chief Executive Officer (CEO):** Ethan Casson  
**President of Basketball Operations/GM:** Tim Connelly  
**Assistant General Managers:** Steve Senior, Emmanuel Rohan  
**Executive Vice President of Basketball Operations:** Sachin Gupta  
**Senior Vice President of Basketball Operations:** Matt Lloyd  
**Vice President of Basketball Operations:** Dell Demps  
**Manager of Basketball Operations:** Sharod Wright  
**Manager of Basketball Administration:** Christin Hinton  
**Head Coach:** Chris Finch  
**Assistant Coaches:** Micah Nori, Pablo Prigioni, Elston Turner, Kevin Hanson, Corliss Williamson  
**Vice President of Player Health/Head Athletic Trainer:** Gregg Farnam  
**Chief Communications Officer:** Patrick Rees  
**Director of Communications:** Sara Perez  
**Senior Manager of Communications & Broadcast:** Aaron Freeman  
**Communications Coordinator:** Derek Ahmsbrak

### 2023-24 VS. TIMBERWOLVES (ALL TIMES CENTRAL)

Date	Day	Site	Time
11/28/23	Tuesday	at Minnesota	7:00pm
12/26/23	Tuesday	at OKC	7:00pm
1/20/24	Saturday	at Minnesota	7:00pm
1/29/24	Monday	at OKC	7:00pm

### 2022-23 VS. TIMBERWOLVES

Date	Site	W/L	Score
10/19/22	at Minnesota	L	108-115
10/23/22	at OKC	L	106-116
12/3/22	at Minnesota	W	135-128
12/16/22	at OKC	L	110-112

## GENERAL INFORMATION

**Home Court:** Target Center (18,024)  
**Radio:** KFAN | Al Horton  
**Television:** Bally Sports North | Michael Grady, Jim Peterson, Katie Storm  
**Team Colors:** Midnight Blue, Aurora Green, Lake Blue, Moonlight Gray, and Frost White

### LARGEST WINNING MARGIN \*\*\* ONLY FROM 08-09\*\*\*

	Points	Date	Location	Score
OKC:	25	4/15/15	at Minnesota	138-113
Minnesota:	42	1/7/09	at Minnesota	87-129

### CURRENT STREAKS VS. TIMBERWOLVES

SITE	LAST WIN	SCORE	LAST LOSS	SCORE	STREAK
At Home	2/6/21	120-118	12/16/22	110-112	Lost 4
At Minnesota	12/3/22	135-128	10/19/22	108-115	Won 1
Overall	12/3/22	135-128	12/16/22	110-112	Lost 1

### ALL-TIME OKLAHOMA CITY VS. MINNESOTA

Season	Home	Away	Neutral	Total
2008-09	1-1	1-1	NA	2-2
2009-10	2-0	2-0	NA	4-0
2010-11	2-0	2-0	NA	4-0
2011-12	1-0	2-0	NA	3-0
2012-13	2-0	0-2	NA	2-2
2013-14	2-0	1-1	NA	3-1
2014-15	2-0	2-0	NA	4-0
2015-16	1-1	2-0	NA	3-1
2016-17	2-0	1-1	NA	3-1
2017-18	1-1	0-2	NA	1-3
2018-19	0-2	1-1	NA	1-3
2019-20	1-0	2-0	NA	1-3
2020-21	1-1	1-0	NA	3-0
2021-22	0-2	0-2	NA	0-4
2022-23	0-2	1-1	NA	1-3
<b>Totals</b>	<b>18-10</b>	<b>18-11</b>	<b>--</b>	<b>36-21</b>



# NEW ORLEANS PELICANS

5800 Airline Drive  
Metairie, LA 70003 • 504-593-4700

Willie Green  
Head Coach



## DIRECTORY

**Governor:** Gayle Benson  
**President:** Dennis Lauscha  
**General Manager:** Trajan Langdon  
**Executive Vice President of Basketball Operations:** David Griffin  
**Vice President of Basketball Operations/Team Development:** Swin Cash  
**Head Coach:** Willie Green  
**Associate Head Coach:** James Borrego  
**Assistant Coaches:** Jarron Collins, Ryan Frazier, Casey Hill, Aaron Miles, Fred Vinson  
**Head Athletic Trainer:** Tom Maystadt  
**Director of Performance & Sports Science:** Daniel Bove  
**Senior Vice President of Communications & Broadcasting:** Greg Bensel  
**Executive Director of Basketball Communications:** Matt Ryan  
**Senior Manager of Basketball Communications & Broadcast:** Chris Trahan  
**Corporate Communications Manager:** Sam Shannon  
**Basketball Communications Associate:** Janelle Davis

### 2023-24 VS. PELICANS (ALL TIMES CENTRAL)

Date	Day	Site	Time
11/1/23	Wednesday	at OKC	6:30pm
1/26/24	Friday	at New Orleans	7:00pm
3/26/24	Tuesday	at New Orleans	7:00pm

### 2022-23 VS. PELICANS

Date	Site	W/L	Score
11/28/22	at New Orleans	L	101-105
12/23/23	at OKC	L	125-128
2/13/23	at OKC	L	100-103
3/11/23	at New Orleans	W	110-96

## GENERAL INFORMATION

**Home Court:** Smoothie King Center (16,867)  
**Radio:** WRNO (99.5 FM) | Todd Graffagnini, John DeShazier, Erin Summers  
**Television:** Bally Sports New Orleans | Joel Myers, Antonio Daniels, Jen Hale  
**Team Colors:** Blue, Gold, Red

### LARGEST WINNING MARGIN \*\*\* Only from 08-09\*\*\*

	Points	Date	Location	Score
OKC:	45	2/27/13	at OKC	119-74
New Orleans:	33	12/31/20	at OKC	80-113

### CURRENT STREAKS VS. PELICANS

SITE	LAST WIN	SCORE	LAST LOSS	SCORE	STREAK
At Home	12/26/21	117-112	2/13/23	100-103	Lost 2
At New Orleans	3/11/23	110-96	11/28/22	101-105	Won 1
Overall	3/11/23	110-96	2/13/23	100-103	Won 1

### ALL-TIME OKLAHOMA CITY VS. NEW ORLEANS

Season	Home	Away	Neutral	Total
2008-09	0-2	0-2	NA	0-4
2009-10	1-1	1-0	NA	2-1
2010-11	2-0	1-1	NA	3-1
2011-12	2-0	1-0	NA	3-0
2012-13	2-0	2-0	NA	4-0
2013-14	1-0	1-1	NA	2-1
2014-15	0-2	1-1	NA	1-3
2015-16	2-0	0-1	NA	2-1
2016-17	2-0	2-0	NA	4-0
2017-18	0-1	1-1	NA	1-2
2018-19	2-0	0-2	NA	2-2
2019-20	2-0	2-0	NA	4-0
2020-21	0-2	1-0	NA	1-2
2021-22	1-1	1-0	NA	2-1
2022-23	0-2	1-1	NA	1-3
<b>Totals</b>	<b>17-11</b>	<b>15-10</b>	<b>--</b>	<b>32-21</b>



# NEW YORK KNICKS

Two Pennsylvania Plaza  
New York, NY 10121 • 212-465-6471

**Tom Thibodeau**  
Head Coach



## DIRECTORY

**Executive Chairman, MSG Sports:** James L. Dolan  
**President and CEO, MSG Sports:** Andrew Lustgarten  
**President:** Leon Rose  
**General Manager:** Scott Perry  
**Head Coach:** Tom Thibodeau  
**Associate Head Coach:** Johnnie Bryant  
**Assistant Coaches:** Rick Brunson, Darren Erman, Andy Greer  
**Head Athletic Trainer:** Anthony Goenaga  
**Director, Communications:** Mallory Kwitter  
**Director, Communications:** Derek Lapinski  
**Specialist, Communications:** Brittany Stamoulis

## 2023-24 VS. KNICKS (ALL TIMES CENTRAL)

Date	Day	Site	Time
12/27/23	Wednesday	at OKC	7:00pm
3/31/24	Sunday	at New York	6:00pm

## 2022-23 VS. KNICKS

Date	Site	W/L	Score
11/13/22	at New York	W	145-135
11/21/22	at OKC	L	119-129

## GENERAL INFORMATION

**Home Court:** Madison Square Garden (19,812)  
**Radio:** ESPN Radio (98.7 FM) Ed Cohen, Brendan Brown  
**Television:** MSG Network: Mike Breen, Walt Frazier, Rebecca Harlow  
**Team Colors:** Orange, Blue, White

## LARGEST WINNING MARGIN \*\*\* ONLY FROM 08-09\*\*\*

	Points	Date	Location	Score
OKC:	29	12/25/13	at New York	123-94
New York:	22	3/13/21	at OKC	97-119

## CURRENT STREAKS VS. KNICKS

SITE	LAST WIN	SCORE	LAST LOSS	SCORE	STREAK
At Home	12/31/21	95-80	11/21/22	119-129	Lost 1
At New York	11/13/22	145-135	12/16/17	96-111	Won 5
Overall	11/13/22	145-135	11/21/22	119-129	Lost 1

## ALL-TIME OKLAHOMA CITY VS. NEW YORK

Season	Home	Away	Neutral	Total
2008-09	1-0	0-1	NA	1-1
2009-10	1-0	1-0	NA	2-0
2010-11	1-0	0-1	NA	1-1
2011-12	1-0	0-0	NA	1-0
2012-13	0-1	1-0	NA	1-1
2013-14	1-0	1-0	NA	2-0
2014-15	1-0	0-1	NA	1-1
2015-16	0-1	1-0	NA	1-1
2016-17	1-0	1-0	NA	2-0
2017-18	1-0	0-1	NA	1-1
2018-19	1-0	1-0	NA	2-0
2019-20	0-0	1-0	NA	1-0
2020-21	0-1	1-0	NA	1-1
2021-22	1-0	1-0	NA	2-0
2022-23	0-1	1-0	NA	1-1
<b>Totals</b>	<b>10-4</b>	<b>10-4</b>	<b>--</b>	<b>20-8</b>



# ORLANDO MAGIC

400 W Church St  
Orlando, FL 32801 • 407-916-2400

**Jamahl Mosley**  
Head Coach



## DIRECTORY

**Chairman/Governor:** Dan DeVos  
**Board of Directors:** Dick DeVos, Doug DeVos, Ryan DeVos, Cole DeVos  
**Chief Executive Officer/Alternate Governor:** Alex Martins  
**Alternate Governor/Senior Vice President of Treasurer & Secretary:** Bob Schierback  
**President of Basketball Operations:** Jeff Weltman  
**Executive Vice President of Basketball Operations:** Pete D'Alessandro  
**General Manager:** Anthony Parker  
**Assistant General Manager:** David Bencs  
**Head Coach:** Jamahl Mosley  
**Assistant Coaches:** Nate Tibbets, Jesse Mermuys, Dale Osbourne, Bret Brielmaier, Lionel Chalmers  
**High Performance Director:** Arnie Kander  
**Head Athletic Trainer:** Ernest Eugene  
**Chief Communications Officer:** Joel Glass  
**Vice President of Communications & Alumni Relations:** George Galante  
**Senior Director of Communications:** Trish Wingerson  
**Communications Specialist:** Louis Axen

## 2023-24 VS. MAGIC (ALL TIMES CENTRAL)

Date	Day	Site	Time
1/13/24	Saturday	at OKC	7:00pm
2/13/24	Tuesday	at Orlando	6:30pm

## 2022-23 VS. MAGIC

Date	Site	W/L	Score
11/1/22	at OKC	W	116-108
1/4/23	at Orlando	L	115-126

## GENERAL INFORMATION

**Home Court:** Amway Center (18,846)  
**Radio:** Flagship: FM 96.9 The Game | Jake Chapman  
**Television:** Bally Sports Florida | David Steele, Jeff Turner, Dante Marchitelli, Kendra Douglas  
**Team Colors:** Blue, Silver, and Black

## LARGEST WINNING MARGIN \*\*\* Only from 08-09\*\*\*

	Points	Date	Location	Score
OKC:	28	1/18/15	at ORL	127-99
Orlando:	23	2/25/11	at ORL	88-111

## CURRENT STREAKS VS. MAGIC

SITE	LAST WIN	SCORE	LAST LOSS	SCORE	STREAK
At Home	11/1/22	116-108	12/29/20	107-118	Won 2
At Orlando	1/2/21	108-99	1/4/23	115-126	Lost 2
Overall	11/1/22	116-108	1/4/23	115-126	Lost 1

## ALL-TIME OKLAHOMA CITY VS. ORLANDO

Season	Home	Away	Neutral	Total
2008-09	0-1	0-1	NA	0-2
2009-10	1-0	0-1	NA	1-1
2010-11	1-0	0-1	NA	1-1
2011-12	1-0	1-0	NA	2-0
2012-13	1-0	1-0	NA	2-0
2013-14	1-0	0-1	NA	1-1
2014-15	1-0	1-0	NA	2-0
2015-16	1-0	1-0	NA	2-0
2016-17	0-1	1-0	NA	1-1
2017-18	1-0	0-1	NA	1-1
2018-19	1-0	1-0	NA	2-0
2019-20	1-0	1-0	NA	2-0
2020-21	0-1	1-0	NA	1-1
2021-22	1-0	0-1	NA	1-1
2022-23	1-0	0-1	NA	1-1
<b>Totals</b>	<b>12-3</b>	<b>8-7</b>	<b>--</b>	<b>20-10</b>



# PHILADELPHIA 76ERS

Penn Medicine 76ers Training Complex  
3 Banner Way  
Camden, NJ 08103 • 215-339-7600

Nick Nurse  
Head Coach



## DIRECTORY

**Managing Partner:** Josh Harris  
**President of Basketball Operations:** Daryl Morey  
**General Manager:** Elton Brand  
**Head Coach:** Nick Nurse  
**Assistant Coaches:** Bryan Gates, Bobby Jackson, Rico Hines, Matt Brase, Coby Karl, Mike Longabardi, Doug West  
**Head Athletic Trainer:** Kevin Johnson  
**Chief Communications Officer:** Dave Sholler  
**Senior Director Basketball Communications:** Rob King  
**Director Basketball Communications:** Brandon Chinn  
**Manager of Basketball Communications:** Erik Chambliss

### 2023-24 VS. 76ERS (ALL TIMES CENTRAL)

Date	Day	Site	Time
11/25/23	Saturday	at OKC	4:00pm
4/2/24	Tuesday	at Philadelphia	6:00pm

### 2022-23 VS. 76ERS

Date	Site	W/L	Score
12/31/22	at OKC	L	96-115
1/12/23	at Philadelphia	W	133-114

## GENERAL INFORMATION

**Home Court:** Wells Fargo Center (20,007)  
**Radio:** The Fanatic (95.7 FM) | Tom McGinnis  
**Television:** NBC Sports Philadelphia, NBC Sports Philadelphia+ | Kate Scott, Alaa Abdelnaby  
**Team Colors:** Red, White, Blue

### LARGEST WINNING MARGIN \*\*\* ONLY FROM 08-09\*\*\*

	Points	Date	Location	Score
OKC:	33	3/4/14	at OKC	125-92
Philadelphia:	31	4/26/21	at PHI	90-121

### CURRENT STREAKS VS. 76ERS

SITE	LAST WIN	SCORE	LAST LOSS	SCORE	STREAK
At Home	1/15/19	127-119 (OT)	12/31/22	96-115	Lost 3
At Philadelphia	1/12/23	133-114	2/11/22	87-100	Won 1
<b>Overall</b>	<b>1/12/23</b>	<b>133-114</b>	<b>12/31/22</b>	<b>96-115</b>	<b>Won 1</b>

### ALL-TIME OKLAHOMA CITY VS. PHILADELPHIA

Season	Home	Away	Neutral	Total
2008-09	1-0	0-1	NA	1-1
2009-10	1-0	1-0	NA	2-0
2010-11	1-0	1-0	NA	2-0
2011-12	1-0	1-0	NA	2-0
2012-13	1-0	1-0	NA	2-0
2013-14	1-0	1-0	NA	2-0
2014-15	1-0	1-0	NA	2-0
2015-16	1-0	1-0	NA	2-0
2016-17	1-0	1-0	NA	2-0
2017-18	1-0	0-1	NA	2-0
2018-19	0-1	1-0	NA	1-1
2019-20	1-0	0-1	NA	1-1
2020-21	0-1	0-1	NA	0-2
2021-22	0-1	0-1	NA	0-2
2022-23	0-1	1-0	NA	1-1
<b>Totals</b>	<b>10-4</b>	<b>11-4</b>	<b>--</b>	<b>21-8</b>



# PHOENIX SUNS

201 E. Jefferson Street  
Phoenix, AZ 85004 • 602-379-7900

Frank Vogel  
Head Coach



## DIRECTORY

**Governor:** Mat Ishbia  
**Alternate Governors:** Justin Ishbia, Sam Garvin, Jahm Najafi  
**Chief Executive Officer (CEO):** Josh Bartelstein  
**President of Basketball Operations & General Manager:** James Jones  
**Assistant General Manager:** Trevor Bukstein  
**Head Coach:** Frank Vogel  
**Associate Head Coach:** Kevin Young  
**Assistant Coaches:** David Fizdale, Quinton Crawford, Miles Simon, Greg St. Jean, John Lucas III, Dru Anthrop, Jon Pastorek, Director of Medical Services/Head Athletic Trainer: David Crewe  
**Director of Performance & Rehabilitation:** Adam Loiacono  
**Senior Vice President of Communications:** Stacey Mitch  
**Director of Basketball Communications:** Cole Mickelson  
**Manager of Basketball Communications:** Bryce Marsee, Palmer Black

### 2023-24 VS. SUNS (ALL TIMES CENTRAL)

Date	Day	Site	Time
11/12/23	Sunday	at Phoenix	7:00pm
3/3/24	Sunday	at Phoenix	8:30pm
3/29/24	Friday	at OKC	7:00pm

### 2022-23 VS. SUNS

Date	Site	W/L	Score
2/24/23	at Phoenix	L	115-124
3/8/23	at Phoenix	L	101-132
3/19/23	at OKC	W	124-120
4/2/23	at OKC	L	118-128

## GENERAL INFORMATION

**Home Court:** Footprint Center (17,071)  
**Radio:** Arizona Sports (98.7 FM) | Jon Bloom, Tim Kempton  
**Television:** Bally Sports Arizona (Arizona's Family) | Kevin Ray, Eddie Johnson, Ann Meyers Drysdale  
**Team Colors:** Orange, Purple

### LARGEST WINNING MARGIN \*\*\* ONLY FROM 08-09\*\*\*

	Points	Date	Location	Score
OKC:	31	2/8/13	at OKC	127-96
Phoenix:	37	4/2/21	at PHX	103-140

### CURRENT STREAKS VS. SUNS

SITE	LAST WIN	SCORE	LAST LOSS	SCORE	STREAK
At Home	3/19/23	124-120	4/2/23	118-128	Lost 1
At Phoenix	1/27/21	102-97	3/8/23	101-132	Lost 5
<b>Overall</b>	<b>3/19/23</b>	<b>124-120</b>	<b>4/2/23</b>	<b>118-128</b>	<b>Lost 1</b>

### ALL-TIME OKLAHOMA CITY VS. PHOENIX

Season	Home	Away	Neutral	Total
2008-09	0-2	0-2	NA	0-4
2009-10	1-1	1-0	NA	2-1
2010-11	1-1	2-0	NA	3-1
2011-12	2-0	1-0	NA	3-0
2012-13	2-0	2-0	NA	4-0
2013-14	1-0	0-2	NA	1-2
2014-15	2-0	1-1	NA	3-1
2015-16	2-0	1-0	NA	3-0
2016-17	2-0	0-2	NA	2-2
2017-18	1-0	1-1	NA	2-1
2018-19	2-0	2-0	NA	4-0
2019-20	1-0	1-1	NA	2-1
2020-21	0-1	1-1	NA	1-2
2021-22	1-1	0-2	NA	1-3
2022-23	1-1	0-2	NA	1-3
<b>Totals</b>	<b>19-7</b>	<b>13-14</b>	<b>--</b>	<b>32-21</b>



# PORTLAND TRAIL BLAZERS

One Center Court, Suite 200  
Portland, OR 97227 • 503-234-9291

**Chauncey Billups**  
Head Coach



## DIRECTORY

**Chair:** Jody Allen  
**Vice Chair:** Bert Kolde  
**President of Business Operations:** Dewayne Hankins  
**General Manager:** Joe Cronin  
**Assistant General Managers:** Andrae Patterson, Mike Schmitz, Sergi Oliva  
**Head Coach:** Chauncey Billups  
**Assistant Coaches:** Scott Brooks, Roy Rogers, Steve Hetzel, Jonah Herscu, Rodney Billups, Mark Tyndale  
**Director of Health & Performance:** Dr. Evan Ellis  
**Head Athletic Trainer:** Courtney Watson  
**Senior Vice President of Communications & Public Affairs:** Natalie King  
**Vice President of Basketball Communications:** Rahsaan Gethers  
**Director of Basketball Communications:** Maggie Yang  
**Basketball Communications Coordinator:** Amanda Janczak

## 2023-24 VS. TRAIL BLAZERS (ALL TIMES CENTRAL)

Date	Day	Site	Time
11/19/23	Sunday	at Portland	8:00pm
1/11/24	Thursday	at OKC	7:00pm
1/23/24	Tuesday	at OKC	7:00pm
3/6/24	Wednesday	at Portland	9:00pm

## 2022-23 VS. TRAIL BLAZERS

Date	Site	W/L	Score
12/19/23	at OKC	W	123-121
12/21/23	at OKC	W	101-98
2/10/23	at Portland	W	138-129
3/26/23	at Portland	W	118-112

## GENERAL INFORMATION

**Home Court:** Moda Center (19,441)  
**Radio:** Rip City Radio (620 AM) | Travis Demers, Michael Holton  
**Television:** ROOT Sports | Kevin Calabro, Lamar Hurd, Brook Olzendam  
**Team Colors:** Scarlet, Black, White

## LARGEST WINNING MARGIN \*\*\* ONLY FROM 08-09\*\*\*

	Points	Date	Location	Score
OKC:	34	3/14/16	at OKC	128-94
Portland:	48	4/3/21	at POR	85-133

## CURRENT STREAKS VS. TRAIL BLAZERS

SITE	LAST WIN	SCORE	LAST LOSS	SCORE	STREAK
At Home	12/21/22	101-98	2/16/21	104-115	Won 4
At Portland	3/26/23	118-112	4/3/21	85-133	Won 4
Overall	3/26/23	118-112	4/3/21	85-133	Won 8

## ALL-TIME OKLAHOMA CITY VS. PORTLAND

Season	Home	Away	Neutral	Total
2008-09	1-1	0-2	NA	1-3
2009-10	0-2	1-1	NA	1-3
2010-11	2-0	1-1	NA	3-1
2011-12	1-1	2-0	NA	3-1
2012-13	2-0	2-0	NA	4-0
2013-14	1-1	1-1	NA	2-2
2014-15	1-1	0-2	NA	1-3
2015-16	2-0	0-2	NA	2-2
2016-17	1-1	0-2	NA	1-3
2017-18	0-2	0-2	NA	0-4
2018-19	2-0	2-0	NA	4-0
2019-20	1-1	1-1	NA	2-2
2020-21	0-1	1-1	NA	1-2
2021-22	2-0	2-0	NA	4-0
2022-23	2-0	2-0	NA	4-0
<b>Totals</b>	<b>18-11</b>	<b>15-15</b>	<b>--</b>	<b>33-26</b>



# SACRAMENTO KINGS

500 David J. Stern Walk  
Sacramento, CA 95814 • 888-91-KINGS

**Mike Brown**  
Head Coach



## DIRECTORY

**Owner & Chairman:** Vivek Ranadivé  
**Chief Operating Officer:** Matina Kolokotronis  
**President of Business Operations:** John Rinehart  
**Senior Director of Team Operations:** Melanie Stocking  
**Senior Director of Basketball Administration:** Mark Toyoda  
**General Manager:** Monte McNair  
**Assistant General Manager:** Wes Wilcox  
**Head Coach:** Mike Brown  
**Associate Head Coach:** Jordi Fernandez  
**Assistant Coaches:** Jay Triano, Doug Christie, Luke Loucks, Leandro Barbosa  
**Director of Performance:** Cory Kennedy  
**Head Athletic Trainer:** Joel Noland  
Senior Vice President of Communications & External Affairs:  
Becky Beland McNaught  
**Vice President of Media Relations:** Shannon Malone  
Manager of Media Relations: Michael Martinez

## 2023-24 VS. KINGS (ALL TIMES CENTRAL)

Date	Day	Site	Time
11/10/23	Friday	at Sacramento	9:00pm
12/14/23	Thursday	at Sacramento	9:00pm
2/11/24	Sunday	at OKC	2:00pm
4/9/24	Tuesday	at OKC	7:00pm

## 2022-23 VS. KINGS

Date	Site	W/L	Score
1/20/23	at Sacramento	L	113-118
2/26/23	at OKC	L	115-124
2/28/23	at OKC	L	117-123

## GENERAL INFORMATION

**Home Court:** Golden 1 Center (17,611)  
**Radio:** Sactown Sports (1140 AM) | Gary Gerould  
**Television:** NBC Sports California | Mark Jones, Kyle Draper, Kayte Hunter  
**Team Colors:** Purple, Slate Grey, Black

## LARGEST WINNING MARGIN \*\*\* ONLY FROM 08-09\*\*\*

	Points	Date	Location	Score
OKC:	30	2/15/11	at OKC	126-96
Sacramento	28	5/9/21	at SAC	98-126

## CURRENT STREAKS VS. KINGS

SITE	LAST WIN	SCORE	LAST LOSS	SCORE	STREAK
At Home	11/12/21	105-103	2/28/23	117-123	Lost 3
At Sacramento	1/29/20	120-100	1/20/23	113-118	Lost 5
Overall	11/12/21	105-103	1/20/23	113-118	Lost 6

## ALL-TIME OKLAHOMA CITY VS. SACRAMENTO

Season	Home	Away	Neutral	Total
2008-09	1-0	1-1	NA	2-1
2009-10	2-0	1-1	NA	3-1
2010-11	2-0	2-0	NA	4-0
2011-12	2-0	1-1	NA	3-1
2012-13	2-0	1-0	NA	3-0
2013-14	2-0	2-0	NA	4-0
2014-15	2-0	1-1	NA	3-1
2015-16	1-1	1-1	NA	2-2
2016-17	1-0	1-1	NA	2-1
2017-18	2-0	1-1	NA	3-1
2018-19	0-2	1-1	NA	1-3
2019-20	1-0	1-1	NA	2-1
2020-21	0-1	0-2	NA	0-3
2021-22	1-1	0-2	NA	1-3
2022-23	0-2	0-1	NA	0-3
<b>Totals</b>	<b>19-7</b>	<b>14-14</b>	<b>--</b>	<b>33-21</b>



# SAN ANTONIO SPURS

One Frost Bank Center  
San Antonio, TX 78219 • 210-444-5500

**Gregg Popovich**  
Head Coach



## DIRECTORY

**Managing Partner:** Peter J. Holt  
**President & CEO:** RC Buford  
**President of Basketball Operations/Head Coach:** Gregg Popovich  
**Assistant Coaches:** Brett Brown, Mitch Johnson, Matt Nielsen, Darius Songaila  
**General Manager:** Brian Wright  
**Vice President of Basketball Operations:** Dave Telep  
**Director of Player Performance & Wellness:** Xavi Schelling  
**Head Athletic Trainer:** Will Sevensen  
**Vice President of Communications:** Tom James  
**Director of Basketball Communications:** Jordan Howenstine  
**Senior Manager of Basketball Communications:** Kris Davis

## 2023-24 VS. SPURS (ALL TIMES CENTRAL)

Date	Day	Site	Time
11/14/23	Tuesday	at OKC	6:30pm
1/24/24	Wednesday	at San Antonio	6:30pm
2/29/24	Thursday	at San Antonio	7:30pm
4/10/24	Wednesday	at OKC	7:00pm

## 2022-23 VS. SPURS

Date	Site	W/L	Score
11/30/22	at OKC	W	119-111
12/27/22	at OKC	W	130-114
3/12/23	at San Antonio	W	102-90

## GENERAL INFORMATION

**Home Court:** AT&T Center (18,354)  
**Radio:** WOAI (1200 AM) | Bill Schoening  
**Spanish Radio:** KXTN (107.5 FM-Spanish) | Paul Castro  
**Television:** KENS, KMYS, Bally Sports Southwest | Bill Land, Sean Elliott, Dan Weiss, Michelle Beadle  
**Team Colors:** Silver, Black, White

## LARGEST WINNING MARGIN \*\*\* Only from 08-09\*\*\*

	Points	Date	Location	Score
OKC:	28	2/23/20	at OKC	131-103
San Antonio	39	3/25/15	at SAS	91-130

## CURRENT STREAKS VS. SPURS

SITE	LAST WIN	SCORE	LAST LOSS	SCORE	STREAK
At Home	12/27/22	130-114	2/16/22	106-114	Won 2
At San Antonio	3/12/23	102-90	3/16/22	120-122	Won 1
<b>Overall</b>	<b>3/12/23</b>	<b>102-90</b>	<b>3/16/22</b>	<b>120-122</b>	<b>Won 3</b>

## ALL-TIME OKLAHOMA CITY VS. SAN ANTONIO

Season	Home	Away	Neutral	Total
2008-09	1-1	1-1	NA	2-2
2009-10	0-2	1-1	NA	1-3
2010-11	0-1	0-2	NA	0-3
2011-12	1-1	0-1	NA	1-2
2012-13	2-0	0-2	NA	2-2
2013-14	2-0	2-0	NA	4-0
2014-15	0-1	1-1	NA	1-2
2015-16	2-0	0-2	NA	2-2
2016-17	1-1	0-1	NA	1-2
2017-18	2-0	0-2	NA	2-2
2018-19	1-0	0-2	NA	1-2
2019-20	1-1	1-1	NA	2-2
2020-21	1-1	1-0	NA	2-1
2021-22	1-1	0-2	NA	1-3
2022-23	2-0	1-0	NA	3-0
<b>Totals</b>	<b>16-10</b>	<b>9-18</b>	<b>--</b>	<b>25-28</b>



# TORONTO RAPTORS

OVO Athletic Centre 30 British Columbia Road  
Toronto, Ontario, Canada M6K 3C3

**Darko Rajaković**  
Head Coach



## DIRECTORY

**Chairman of the Board, MLSE & Chairman, NBA Board of Governors:** Lawrence M. Tanenbaum, OC  
**Vice-Chairman, Team President, Alternate NBA Governor:** Masai Ujiri  
**General Manager:** Bobby Webster  
**Head Coach:** Darko Rajaković  
**Assistant Coaches:** Pat Delany, Jama Mahlalela, James Wade, Mike Batište, Ivo Simović, Vin Bhavnani, Jim Sann, Mery Andrade, Drew Jones  
**Vice-President of Player Health and Performance:** Alex McKechnie  
**Head Athletic Trainer:** Rayhan Malik  
**Director of Communications:** Jennifer Quinn  
**Senior Manager of Communications:** Phil Summers  
**Manager of Communications:** Josh Su  
**Communications Coordinator:** Justine Jones

## 2023-24 VS. RAPTORS (ALL TIMES CENTRAL)

Date	Day	Site	Time
2/4/24	Sunday	at OKC	6:00pm
3/22/24	Friday	at Toronto	6:00pm

## 2022-23 VS. RAPTORS

Date	Site	W/L	Score
11/11/22	at OKC	W	132-113
3/16/23	at Toronto	L	111-128

## GENERAL INFORMATION

**Home Court:** Air Canada Center (19,800)  
**Radio:** TSN Radio 1050 (AM 1050), Sportsnet 590 (AM 590) | Paul Jones, Eric Smith, Jevohn Shepherd  
**Television:** TSN, Sportsnet | Matt Devlin, Jack Armstrong, Alvin Williams, Kayla Grey, Savanna Hamilton  
**Team Colors:** Red, Black, Silver

## LARGEST WINNING MARGIN \*\*\* ONLY FROM 08-09\*\*\*

	Points	Date	Location	Score
OKC:	26	3/19/10	at TOR	115-89
Toronto:	19	2/9/22	at OKC	98-117

## CURRENT STREAKS VS. RAPTORS

SITE	LAST WIN	SCORE	LAST LOSS	SCORE	STREAK
At Home	11/11/22	132-113	2/9/22	98-117	Won 1
At Toronto*	12/8/21	110-109	3/16/23	111-128	Lost 1
<b>Overall</b>	<b>11/11/22</b>	<b>132-113</b>	<b>3/16/23</b>	<b>111-128</b>	<b>Lost 1</b>

## ALL-TIME OKLAHOMA CITY VS. TORONTO

Season	Home	Away	Neutral	Total
2008-09	1-0	0-1	NA	1-1
2009-10	1-0	1-0	NA	2-0
2010-11	0-1	0-1	NA	0-2
2011-12	1-0	0-0	NA	1-0
2012-13	1-0	1-0	NA	2-0
2013-14	0-1	1-0	NA	1-1
2014-15	1-0	0-1	NA	1-1
2015-16	0-1	1-0	NA	1-1
2016-17	0-1	1-0	NA	1-1
2017-18	1-0	1-0	NA	2-0
2018-19	0-1	1-0	NA	1-1
2019-20	0-1	1-0	NA	1-1
2020-21	1-0	0-1	NA	1-1
2021-22	0-1	1-0	NA	1-1
2022-23	1-0	0-1	NA	1-1
<b>Totals</b>	<b>8-7</b>	<b>9-5</b>	<b>--</b>	<b>17-12</b>



# UTAH JAZZ

1420 S. 500 W  
Salt Lake City, UT 84115 • 801-325-2500

Will Hardy  
Head Coach



## DIRECTORY

**Owner & Chairman:** Ryan Smith  
**CEO of Basketball:** Danny Ainge  
**General Manager:** Justin Zanik  
**President of Utah Jazz & Delta Center:** Jim Olson  
**Vice President of Family Affairs/Basketball Operations:**  
 Whitli Godderidge  
**Head Coach:** Will Hardy  
**Assistant Coaches:** Evan Bradds, Chad Forcier, Rick Higgins,  
 Chris Jones, Scott Morrison, Sean Sheldon, Lamar Skeeter,  
 Jason Terry, Mike Williams  
**Vice President of Performance Healthcare:** Erik Phillips  
**Director of Rehabilitation/Head Athletic Trainer:** Jamal Cort  
**Chief Communications Officer:** Caroline Klein  
**Senior Vice President of Basketball Operations:** Derek  
 Garduño  
**Vice President of Basketball Communications:** Madeline  
 Wehle Crandall  
**Senior Manager of Basketball Communications:** Danny  
 Franks, Olivia Hill  
**Stars/Jazz Basketball Communications Coordinator:** Megan  
 Zipfel

### 2023-24 VS. JAZZ (ALL TIMES CENTRAL)

Date	Day	Site	Time
12/11/23	Monday	at OKC	7:00pm
1/18/24	Thursday	at Utah	8:00pm
2/6/24	Tuesday	at Utah	8:00pm
3/20/24	Wednesday	at OKC	7:00pm

### 2022-23 VS. JAZZ

Date	Site	W/L	Score
2/23/23	at Utah	L	119-120
3/3/23	at OKC	W	130-103
3/5/23	at OKC	W	129-119
4/6/23	at Utah	W	114-98

## GENERAL INFORMATION

**Home Court:** Delta Center Arena (18,206)  
**Radio:** KZNS (1280 AM/95.7 FM "The Zone SportsNet") |  
 David Locke, Rone Boone  
**Television:** SEG Media/KJZZ | Craig Bolerjack, Thurl Bailey,  
 Holly Rowe  
**Team Colors:** Navy, Dark Green, Dark Yellow

### LARGEST WINNING MARGIN \*\*\* ONLY FROM 08-09\*\*\*

	Points	Date	Location	Score
OKC:	28	12/20/17	at OKC	107-79
Utah:	36	4/6/22	at UTA	101-137

### CURRENT STREAKS VS. JAZZ

SITE	LAST WIN	SCORE	LAST LOSS	SCORE	STREAK
At Home	3/5/23	129-119	3/6/22	103-116	Won 2
At Utah	4/6/23	114-98	2/23/23	119-120	Won 1
Overall	4/6/23	129-119	2/23/23	119-120	Won 3

### ALL-TIME OKLAHOMA CITY VS. UTAH

Season	Home	Away	Neutral	Total
2008-09	1-1	1-3	NA	1-3
2009-10	2-0	3-1	NA	3-1
2010-11	1-1	3-1	NA	3-1
2011-12	1-0	2-1	NA	2-1
2012-13	2-0	3-1	NA	3-1
2013-14	2-0	3-1	NA	3-1
2014-15	2-0	2-2	NA	2-2
2015-16	2-0	2-0	NA	4-0
2016-17	2-0	3-1	NA	3-1
2017-18	2-0	3-1	NA	3-1
2018-19	2-0	2-0	NA	4-0
2019-20	1-0	2-1	NA	2-1
2020-21	0-2	0-1	NA	0-3
2021-22	0-2	0-2	NA	0-4
2022-23	2-0	1-1	NA	3-1
<b>Totals</b>	<b>22-6</b>	<b>14-15</b>	<b>--</b>	<b>36-21</b>



# WASHINGTON WIZARDS

601 F Street NW  
Washington, DC 20004 • 202-661-5000

Wes Unseld Jr.  
Head Coach



## DIRECTORY

**Chairman & CEO:** Ted Leonsis  
**President of Monumental Basketball:** Michael Winger  
**General Manager:** Will Dawkins  
**Head Coach:** Wes Unseld Jr.  
**Assistant Coaches:** Brian Keefe, Joseph Blair, David  
 Vanterpool, Mike Miller, Zach Guthrie, James Posey, Sammy  
 Gelfand  
**Vice President of Communications:** Scott Hall  
**Senior Director of Basketball Communications:** Daren  
 Jenkins  
**Manager of Communications:** Matt Quinn, Kara Swirsky  
**Communications Coordinator:** Alessandro Carusone

### 2023-24 VS. WIZARDS (ALL TIMES CENTRAL)

Date	Day	Site	Time
1/8/24	Monday	at Washington	6:00pm
2/23/24	Friday	at OKC	7:00pm

### 2022-23 VS. WIZARDS

Date	Site	W/L	Score
11/16/22	at Washington	W	121-120
1/6/23	at OKC	W	127-110

## GENERAL INFORMATION

**Home Court:** Capital One Center (20,333)  
**Radio:** THE TEAM (980. FM)/WFED (1500 AM) | Dave  
 Johnson, Glen Consor  
**Television:** NBC Sports Washington | Chris Miller, Drew  
 Gooden  
**Team Colors:** Red, White, Blue

### LARGEST WINNING MARGIN \*\*\* ONLY FROM 08-09\*\*\*

	Points	Date	Location	Score
OKC:	27	3/14/11	at WAS	116-89
Washington:	22	2/13/17	at WAS	98-120

### CURRENT STREAKS VS. WIZARDS

SITE	LAST WIN	SCORE	LAST LOSS	SCORE	STREAK
At Home	1/6/23	127-110	11/26/21	99-101	Won 1
At Washington	11/16/22	121-120	1/11/22	118-122	Won 1
Overall	1/6/23	127-110	1/11/22	118-122	Won 2

### ALL-TIME OKLAHOMA CITY VS. WASHINGTON

Season	Home	Away	Neutral	Total
2008-09	1-0	0-1	NA	1-1
2009-10	1-0	1-0	NA	2-0
2010-11	1-0	1-0	NA	2-0
2011-12	0-0	0-1	NA	0-1
2012-13	1-0	0-1	NA	1-1
2013-14	1-0	0-1	NA	1-1
2014-15	1-0	1-0	NA	2-0
2015-16	1-0	1-0	NA	2-0
2016-17	1-0	0-1	NA	1-1
2017-18	1-0	0-1	NA	1-1
2018-19	0-1	1-0	NA	1-1
2019-20	1-1	0-0	NA	1-1
2020-21	0-1	0-1	NA	0-2
2021-22	0-1	0-1	NA	0-2
2022-23	1-0	1-0	NA	2-0
<b>Totals</b>	<b>11-4</b>	<b>6-8</b>	<b>--</b>	<b>17-12</b>

## MEDIA INFORMATION

### THUNDER BROADCASTERS



#### **CHRIS FISHER** THUNDER TELEVISION PLAY-BY-PLAY ANNOUNCER

Chris Fisher joined the broadcasting team in the 2018-19 season as the television play-by-play announcer for the Oklahoma City Thunder on Bally Sports Oklahoma. A graduate of the University of Southern California, Fisher came to Oklahoma City from Los Angeles, where he served as the radio voice for USC basketball for eight years, as well as host for Trojan football broadcasts. Fisher's television work includes basketball play-by-play for FS1, FOX Sports West, the PAC 12 Network and Time Warner Cable. During his career, Fisher also worked in broadcasting for minor league baseball teams including the Eugene (Ore.) Emeralds, a minor league affiliate of the San Diego Padres, and the Potomac Nationals in Woodbridge, Virginia, an affiliate of the Washington Nationals.



#### **MICHAEL CAGE** THUNDER TELEVISION ANALYST

Michael Cage joined the Thunder broadcasting team in 2014 as its television analyst for all Bally Sports Oklahoma broadcasts. Cage played 15 seasons from 1984-2000 as a power forward in the NBA with the Los Angeles Clippers, Seattle Supersonics, Cleveland Cavaliers, Philadelphia 76ers and New Jersey Nets. He led the NBA in rebounding in 1988, capturing the title by grabbing 30 rebounds in the final game of the regular season. Cage played in 1,140 total NBA games, 736 consecutively which is top 5 all-time in NBA history.

A native of West Memphis, Arkansas, Cage was a first-round draft pick of the Clippers in 1984 following a successful career at San Diego State University. At SDSU he was named a second-team All-American in 1984 and twice was selected as Western Athletic Conference Player of the Year. The Aztecs retired his jersey (No. 44) in 1984. He was also a member of the gold-medal winning 1983 United States team in the Pan American Games, and he is a member of both the Arkansas Sports Hall of Fame and the San Diego State Hall of Fame.

Following his playing career, Cage has worked as both a broadcaster and a high school and AAU basketball coach. His broadcasting experience includes serving as TV analyst for the Memphis Grizzlies, FOX Sports West, ESPN, Prime Ticket and Westwood One radio. Cage coached Mater Dei High School in Los Angeles to back-to-back state titles in 2013-14 and a national championship in 2014. He also served as a guest coach for the Cleveland Cavaliers at the 2013 NBA Summer League in Las Vegas. Cage has a long history of giving back to the community during and after his NBA playing career. The Michael Cage Foundation works with young athletes to mentor, teach and share life lessons. Cage is a devoted father of three to daughters Alexis and Sydney and son Michael Jr.



#### **NICK GALLO** BROADCAST REPORTER & DIGITAL EDITOR

Nick Gallo joined the Thunder in 2012 as the team's digital reporter. Since the 2014-15 season, he has provided courtside reports for Bally Sports Oklahoma game broadcasts. Gallo also frequently writes articles for the Thunder website, okcthunder.com, including practice reports, game previews, game recaps, features and community stories. He also serves as the daily video reporter and producer for okcthunder.com, in addition to helping create content that is featured on @okcthunder social media channels. He is the co-host of the Thunder Basketball Universe podcast, presented by COOP Ale Works. Gallo also serves as producer for OKC Thunder Films projects, including the Nick Collison documentary "Mr. Thunder", the behind-the-scenes story of March 11, 2020 "Pause the Game" and 2022's film about the Thunder Fellows program "Seeds of Greenwood".

Prior to his arrival in Oklahoma City, Gallo worked as a reporter for the New York Jets website for two seasons. Before that, he reported for the Tennessee Titans website for two seasons while attending Vanderbilt University in Nashville, Tennessee. He also covered sports for the Vanderbilt Hustler before graduating in 2010 and wrote for the Chapel Hill News while growing up in his hometown of Durham, North Carolina.



## THUNDER BROADCASTERS



### PARIS LAWSON BROADCAST & DIGITAL REPORTER

Paris Lawson came to the Thunder just prior to the 2019-20 season as Digital Content Reporter and later joined the Bally Sports Oklahoma broadcast team as sideline reporter. Lawson contributes written coverage of the organization for okcthunder.com including game previews, recaps, feature stories and the Thunder's impact in the community. She also covers the team and the organization as co-host of the Thunder Basketball Universe podcast, presented by COOP Ale Works.

Prior to her time with the Thunder, Lawson spent years covering collegiate and professional athletics in her hometown of Nashville, TN. She has worked as a sideline reporter and analyst for television and radio coverage of women's volleyball, men's and women's basketball and USL soccer. Lawson graduated from Belmont University in Nashville where she played Division 1 basketball and won four consecutive Ohio Valley Conference Tournament championships earning four automatic berths to the NCAA tournament during her time.



### MATT PINTO THUNDER RADIO BROADCASTER

Oklahoma City Thunder radio broadcaster Matt Pinto is a veteran NBA play-by-play announcer who has been with the franchise since 2007. He calls all games on the Thunder Radio Network, including flagship station WWLS, the Sports Animal (98.1 FM in OKC). Previously, Pinto served as the radio voice of the NBA's Clippers for two seasons. From 1997-2005, Pinto was on the Dallas Mavericks' broadcast team, serving as the radio play-by-play voice from 1997-2001 and the television voice from 2001-05. While in Dallas, Pinto also worked as a talk show host for KESN radio and was the play-by-play announcer of the NCAA Division IAA regional game of the week for The Football Network. In 1997, Pinto was named best play-by-play announcer for the state of Texas by the Associated Press.

From 1990-97, Pinto was the radio play-by-play voice of the NBA's Charlotte Hornets, where he was recognized in 1992 as the Premier Sportscaster in North Carolina by the Charlotte Observer. Pinto was also the television play-by-play voice of UNC-Charlotte basketball games and was an occasional host of ESPN national sports talk shows, as well as serving as the play-by-play voice of Westwood One college basketball.

Before joining the NBA ranks, Pinto worked in the sports broadcasting field in Honolulu, Boston, Los Angeles and Amarillo, Texas. Pinto is married to his beautiful wife Courtney, is the proud father of four (Tamara, Daryl, Nash and Gabriela) and grandfather of two (Jackson and Amelia). In the offseason, Pinto enjoys contributing to others by facilitating transformational leadership workshops nationwide.



### ELENO ORNELAS THUNDER SPANISH RADIO PLAY-BY-PLAY ANNOUNCER

Eleno Ornelas joined the Thunder in 2009 as the Spanish radio play-by-play announcer, calling all Thunder home games on WKY (930 AM). Ornelas also serves as the Texas Rangers coordinator of Spanish broadcasting and the play-by-play announcer for all Rangers Spanish radio broadcasts. He joined the Rangers Spanish radio broadcast team in 2000, contributing both play-by-play and analysis before becoming the full-time play-by-play announcer in 2003. He has done radio play-by-play for the Dallas Mavericks and covered the Dallas Cowboys. Ornelas, is a native of Juarez, Mexico and was a professional baseball announcer in that country before coming to Texas. He has an extensive background as an administrator in the Mexican amateur baseball leagues in north Texas, serving as president of the Dallas League from 1993-98.



### ROYCE YOUNG BASKETBALL COMMUNICATIONS CONTENT LEAD

After covering the team as part of the media since day one in Oklahoma City, Royce Young joined the Thunder in 2021 as Basketball Content Lead. Young contributes content to various platforms, including the team website, the Thunder Basketball Universe podcast and television broadcast, as well as augmenting media strategy and content planning.

Previously, Young worked as an NBA writer and reporter for ESPN for eight years, writing feature stories, breaking news, and contributing regularly to SportsCenter, ESPN Radio and other shows across the ESPN family of networks. Prior to joining ESPN, Young owned and operated the popular Thunder blog, "Daily Thunder," while also working as an NBA writer for CBSSports.com. He also worked as a contributor to the Sports Animal and freelanced for the New York Times and SLAM Magazine.

An Oklahoma native, Young graduated from the University of Oklahoma with a BA in journalism in 2008. He lives in Oklahoma City with his wife, Keri. They have three children, Harrison, Everett, and in loving memory, their daughter Eva.

## BASKETBALL COMMUNICATIONS STAFF



### JOHN READ SENIOR BASKETBALL COMMUNICATIONS LEAD

John Read enters his 15th season with the Oklahoma City Thunder where he currently serves as the team's Senior Basketball Communications Lead. He previously held the title of Manager of Basketball Communications for six years following a three-year stint as the Thunder's Basketball Communications Coordinator. In his current role with the team, Read serves as a liaison between the Thunder players, coaches, front office and the media.

The Mission Viejo, CA native is a 2006 graduate of Loyola Marymount University with a degree in Business Finance. Read joined the Thunder in March of 2009 after starting the 2008-09 NBA season with the Dallas Mavericks front office. His NBA experience dates back to 2004 when he began working as an intern with the Los Angeles Lakers Public Relations Department.



### LAILA WANI SENIOR BASKETBALL COMMUNICATIONS LEAD

Laila Wani is set to begin her eighth season with the organization and first as Senior Basketball Communications Lead. She previously held the title of Basketball Communications Coordinator and led the communications efforts for the team's G League affiliate, the Oklahoma City Blue for five seasons.

In her current role, Wani assists as a liaison between players, coaches, front office and the media for the Thunder, leads the credentialing process for the team and oversees team archiving, while assisting in formation of communications tactics. Prior to the Thunder, she worked for the Miami Marlins, where she helped execute communications strategies for the Marlins during the 2016 MLB season.

Previous to her time in baseball, the Oklahoma native served as communications intern for the Rocky Mountain Athletic Conference and also spent time in the Athletic Communications department for the University of Oklahoma. Wani is a graduate of the University of Oklahoma, where she earned her bachelor's degree in Public Relations in 2014.



### COLE TERLIP BASKETBALL COMMUNICATIONS COORDINATOR

Cole Terlip starts his second season with the Thunder as Basketball Communications Coordinator where he will work with front office personnel, players, coaches and media members covering both the Thunder and the NBA G League's Oklahoma City Blue. Prior to becoming a coordinator, Terlip served as a Basketball Communications Associate for the Thunder for five seasons and was an intern for NBA Summer League in 2021 and 2022.

An Oklahoman native, he graduated from the University of Oklahoma in 2019 with bachelor's degrees in Supply Chain Management and Sports Management before earning his master's degree from the University of Central Oklahoma in 2022.

### 2023-24 OKLAHOMA CITY THUNDER RADIO NETWORK

Flagship.....WWLS-The Sports Animal (98.1 FM), Oklahoma City	KCRC.....(1390 AM) Enid
KWPN.....(640 AM) ESPN Radio Oklahoma City	KKRX.....(1380 AM) The Ticket, Lawton
WKY.....(930 AM) OKC (Spanish-language broadcast of home games)	KMCO.....(101.3 FM) McAlester
KVSO.....(107.5 FM, 1240 AM) Sports Animal Ardmore	KYAL.....(97.1 FM, 1550 AM) Sports Animal Tulsa/Sapulpa/Muskogee
KKBI.....(106.1 FM) Broken Bow/Idabel	KITC, KGND.....(96.1 FM, 1470 AM) Sports Animal Vinita
KPGM.....(1500 AM, 99.1 FM) Pawhuska/Bartlesville	KSIW.....(1450 AM) Sports Animal Woodward
KADS.....(1240 AM) Sports Animal Elk City	KJCM.....(100.3 FM) Altus



The following information has been established to assist in your coverage of the Oklahoma City Thunder and to provide a professional working environment for all members of the media.



**PAYCOM CENTER** is located in downtown Oklahoma City at the corner of Reno Avenue and Robinson Avenue. Paycom Center sits in the heart of a downtown renaissance, just steps away from Prairie Surf Studios, as well as hotels, restaurants and entertainment venues in downtown Oklahoma City and Bricktown.

**PARKING** is available on a limited basis and can be requested by emailing John Read (jread@okcthunder.com). Media parking during the 2023-24 season will be located below Prairie Surf Studios just north of Paycom Center.

**MEDIA SEATING** is located in at the scorers table, section 103 and on the Upper Press level. Although you may be provided a season credential, please email John Read to confirm media seating. Media seats will be assigned by the Basketball Communications department and we ask that you please do not switch assigned seats without prior approval from the Basketball Communications department. Digital media seating charts can be found in the media work room.

**MEDIA DINING** is provided to working media and is available in the media dining space starting 2.5 hours prior to tip-off

**PHOTOGRAPHERS** can find photo charts with their assigned spots near each seating area and online with all media materials. PHOTOGRAPHERS ARE PROHIBITED TO SHOOT FROM ANY AREA BESIDES YOUR ASSIGNED SEAT WITHOUT PRIOR APPROVAL FROM THE PUBLIC RELATIONS DEPARTMENT.

**INTERVIEW REQUESTS** requiring special accommodations should be made in advance by contacting the Basketball Communications department. For player and coach interview requests, please contact Matt Tumbleson (mtumbleson@okcthunder.com).

**GAME NOTES AND STATISTICS** are available online at [okcthunder.com/mediamaterials](http://okcthunder.com/mediamaterials)

## MEDIA COVERING THE THUNDER



**DANIEL BELL**  
107.7 THE FRANCHISE



**DEAN BLEVINS**  
KWTU-TV



**BRIAN BRINKLEY**  
KFOR-TV



**CLIFF BRUNT**  
ASSOCIATED PRESS



**JENNI CARLSON**  
SELLOUT CROWD



**BRETT DAWSON**  
SELLOUT CROWD



**BRYAN KEATING**  
KOCO-TV



**MICHAEL KINNEY**  
MICHAEL KINNEY MEDIA



**STEVE MCGEHEE**  
KWTU-TV



**JOE MUSSATTO**  
THE OKLAHOMAN



**JOHN NAPIER**  
DAILY THUNDER



**MYRON PATTON**  
KOKH-TV



**BRANDON RAHBAR**  
DAILY THUNDER



**ANDREW SCHLECHT**  
DOWN TO DUNK/THE ATHLETIC



**BERRY TRAMEL**  
SELLOUT CROWD



# THUNDER ION

POWERED BY  Health


The Oklahoma City Thunder began calling the Thunder ION home just prior to the start of the 2011-12 season. The 53,000 square foot state-of-the-art practice facility features two full-sized basketball courts, a 27-seat team classroom and a hydrotherapy area which was designed to benefit the Thunder's medical and training staff in the prevention and rehabilitation of injuries.



Funding for the construction of the practice facility and renovations to Paycom Center comes from a one-cent sales tax approved by Oklahoma City voters on March 4, 2008. The 15-month tax took ef-

fect on January 1, 2009 and ran through March 31, 2010. As part of the lease agreement, the Thunder will make an annual rent payment to the City of Oklahoma City.

During the groundbreaking ceremony in August of 2009, Oklahoma City Mayor Mick Cornett commented, "Having the Thunder in Oklahoma City has been a tremendous sense of pride for our community. When the citizens of Oklahoma City passed the Big League City initiative to renovate the city's downtown arena and build an NBA-leading practice facility, we all looked forward to this day."





**2023 – 2024 MEDIA GUIDE**