

22-23

MEDIA GUIDE

PROTECTED BY [AURA.COM](https://aura.com)





THE COURTS AT MAYO CLINIC SQUARE

In June 2015, the Timberwolves opened their state-of-the-art training center that features cutting-edge technology and equipment. At 107,000 sq. ft., the facility is twice the size of the average NBA training center and continues to play a significant role in recruiting free agents and giving players the ability to develop to their full potential.

The facility, a \$25 million all private investment, is home to the team's training center, basketball and business operations, the Mayo Clinic Sports Medicine Center and the Timberwolves and Lynx Basketball Academy. Occupying the third and fourth floors of Mayo Clinic Square in downtown Minneapolis, the facility includes expanded training areas and two basketball courts, with the Timberwolves and Lynx each having a primary court.

The team's medical provider, the world-renowned Mayo Clinic, operates a sports medicine center directly connected to the courts, giving players convenient access to one of the most sophisticated and respected medical systems in the world.

FACILITY BY THE NUMBERS:

107,000 total square feet. Finished spaces include:

- 52,000 sq. ft. Timberwolves and Lynx basketball operations
- 23,000 sq. ft. Timberwolves and Lynx corporate headquarters
- 20,000 sq. ft. Mayo Clinic Sports Medicine Center
- 7,500 sq. ft. Mayo Clinic and Timberwolves and Lynx shared space

PLAYER AND TEAM AMENITIES:

- Three plunge treatment pools and one therapy pool
- Consist of more than 8,400 gallons of water
- Three steam rooms and two saunas
- Five locker rooms and two film rooms
- 9 ft. doors and 8 ft. showerheads to accommodate tall athletes
- Player lounge and nutrition center
- 24/7, 365 access to the court and training areas






TABLE OF CONTENTS

The Courts at Mayo Clinic Square 2
 2022-23 Schedule 3
 Table of Contents 4

PLAYERS

2022-23 Roster 6
 Kyle Anderson 7
 Anthony Edwards 11
 Bryn Forbes 15
 Rudy Gobert 19
 Nathan Knight 23
 Jaden McDaniels 26
 Jordan McLaughlin 29
 Josh Minott 32
 Wendell Moore Jr. 34
 Jaylen Nowell 36
 Taurean Prince 39
 Naz Reid 43
 Austin Rivers 46
 D'Angelo Russell 50
 Karl-Anthony Towns 54
 Two-Way Contracts 59
 Training Camp Invites 61
 Foreign Assets 62

FRONT OFFICE

Team Directory 64
 Glen Taylor and Limited Partners 65
 Ethan Casson 66
 Ryan Tanke 67
 Tim Connelly 68
 Chris Finch 68
 Operations and Training Staff 69
 Executive Staff 74
 Vice Presidents 77
 Iowa Wolves/T-Wolves Gaming 80
 Timberwolves Entertainment 81

MEDIA

Basketball Communications Staff 83
 Media Information 84
 TV Broadcast Team 85
 Radio Broadcast Team 87

2021-22 REVIEW

Roster/Final Statistics 89
 Season Summary 90
 Individual Highs 92

2022 PLAYOFFS

2022 Individual and Team Statistics 95
 2022 Playoffs vs. Memphis 96

HISTORY

2020-21 Season Review 98
 2019-20 Season Review 100
 2018-19 Season Review 102
 2017-18 Season Review 104
 2016-17 Season Review 106
 2015-16 Season Review 108
 2014-15 Season Review 110
 2013-14 Season Review 112
 2012-13 Season Review 114
 2011-12 Season Review 116
 2010-11 Season Review 118
 2009-10 Season Review 120
 2008-09 Season Review 122
 2007-08 Season Review 124
 2006-07 Season Review 126
 2005-06 Season Review 128
 2004-05 Season Review 130
 2003-04 Season Review 132
 2002-03 Season Review 134
 2001-02 Season Review 136
 2000-01 Season Review 138
 1999-00 Season Review 140
 1998-99 Season Review 142
 1997-98 Season Review 144
 1996-97 Season Review 146
 1995-96 Season Review 148
 1994-95 Season Review 150
 1993-94 Season Review 152
 1992-93 Season Review 154
 1991-92 Season Review 156
 1990-91 Season Review 158
 1989-90 Season Review 160
 Former Player Statistics 162
 All-Time Jersey Numbers 215
 All-Time College Roster 217
 Wolves Draft History 219
 Wolves Transactions 221
 Retired Number 240
 Team Name and Logo History 241

RECORDS

Wolves Individual Records 243
 Wolves Team Highs 245
 Wolves Team Lows 246
 Wolves Rookie Records 247

Opponent Individual Records 248
 Opponent Team Highs 249
 Opponent Team Lows 250
 Target Center Records 251
 Two-Team Records 253
 Wolves Honor Roll 254
 Wolves Among League Leaders 255
 Miscellaneous Records 256
 Year-By-Year Leaders 264
 Individual Season Highs 267
 Career Leaders 268
 All-Time vs. NBA 269
 All-Time Games 271
 All-Time Leaders vs. Wolves 273
 Head Coaching Records 274
 Attendance 275

PLAYOFFS

Wolves Individual Playoff Records 277
 Wolves Team Playoff Highs/Lows 279
 Opponent Individual Playoff Records 280
 Opponent Team Playoff Highs/Lows 282
 2018 Playoffs vs. Houston 283
 2004 Playoffs vs. Los Angeles 284
 2004 Playoffs vs. Sacramento 285
 2004 Playoffs vs. Denver 286
 2003 Playoffs vs. Los Angeles 287
 2002 Playoffs vs. Dallas 288
 2001 Playoffs vs. San Antonio 289
 2000 Playoffs vs. Portland 290
 1999 Playoffs vs. San Antonio 291
 1998 Playoffs vs. Seattle 292
 1997 Playoffs vs. Houston 293
 Individual Career Playoff Statistics 294

NBA

Team Directories 297
 NBA Directory/NBA Key Dates and Terms 326
 2021-22 NBA Standings/Awards 327
 2021-22 NBA Leaders 328
 G League Directory 329
 2021-22 G League Standings/Awards 330
 2021-22 G League Leaders 331
 NBA Cares 332

SOCIAL RESPONSIBILITY

Pack Gives Back 334
 Programs 335

2022-23 CREDITS

EXECUTIVE EDITOR

Aaron Freeman

EDITORIAL CONTRIBUTORS

Sara Perez
 Laura Topp

ART DIRECTION AND DESIGN

Joel Velez

CHIEF MARKETING OFFICER

Mike Grah

EXECUTIVE CREATIVE DIRECTOR

Jen Zanatta

PHOTOGRAPHY

David Sherman

© 2022 Minnesota Timberwolves

All NBA and team insignia depicted in this publication are the property of NBA Properties, Inc. and the respective teams of the NBA and may not be reproduced for commercial purposes without the prior written consent of NBA Properties, Inc.

The information contained in this publication was compiled by the Minnesota Timberwolves and is provided as a courtesy to our fans and the press and may be used only for personal or editorial purposes. Any commercial use of this information is prohibited without the prior written consent of the Minnesota Timberwolves.

PLAYERS



2022-23 TIMBERWOLVES ROSTER (AS OF OCTOBER 10, 2022)

NO	PLAYER	POS	HT	WT	BIRTHDATE	PRIOR TO NBA/FROM	YRS
5	KYLE ANDERSON	F	6-9	236	09/20/93	UCLA/USA	9
35	PJ DOZIER	G	6-6	207	10/25/96	SOUTH CAROLINA/USA	6
1	ANTHONY EDWARDS	G	6-4	239	08/05/01	GEORGIA/USA	3
22	CJ ELLEBY	F	6-6	197	06/16/00	WASHINGTON STATE/USA	3
10	BRYN FORBES	G	6-2	205	07/23/93	MICHIGAN STATE/USA	6
55	LUKA GARZA	F	6-10	252	12/27/98	IOWA/USA	2
27	RUDY GOBERT	C	7-1	266	06/26/92	CHOLET (FRANCE)/FRANCE	10
13	NATHAN KNIGHT	F	6-8	250	09/20/97	WILLIAM & MARY/USA	3
00	A.J. LAWSON*	G	6-6	185	07/15/00	SOUTH CAROLINA/CANADA	R
3	JADEN MCDANIELS	F	6-9	195	09/29/00	WASHINGTON/USA	3
6	JORDAN MCLAUGHLIN	G	5-11	178	04/09/96	USC/USA	4
8	JOSH MINOTT	F	6-8	201	11/25/02	MEMPHIS/JAMAICA	R
7	WENDELL MOORE JR.	G	6-5	220	09/18/01	DUKE/USA	R
4	JAYLEN NOWELL	G	6-4	208	07/09/99	WASHINGTON/USA	4
9	ERIC PASCHALL*	F	6-6	255	11/04/96	VILLANOVA/USA	4
12	TAUREAN PRINCE	F	6-6	216	03/22/94	BAYLOR/USA	7
11	NAZ REID	C	6-9	235	08/26/99	LSU/USA	4
25	AUSTIN RIVERS	G	6-4	205	08/01/92	DUKE/USA	10
0	D'ANGELO RUSSELL	G	6-4	200	02/23/96	OHIO STATE/USA	8
32	KARL-ANTHONY TOWNS	C	7-0	238	11/15/95	KENTUCKY/USA	8

* TWO-WAY CONTRACT

HEAD COACH.....	CHRIS FINCH (FRANKLIN & MARSHALL)
ASSISTANT COACHES.....	MICAH NORI (INDIANA)
	PABLO PRIGIONI
	ELSTON TURNER (OLE MISS)
	KEVIN HANSON (SAN DIEGO)
ASSISTANT COACH/DIRECTOR OF PLAYER DEVELOPMENT.....	JOE BOYLAN (EMERSON COLLEGE)
VICE PRESIDENT OF PLAYER HEALTH/HEAD ATHLETIC TRAINER.....	GREGG FARNAM (ST. CLOUD STATE)
VICE PRESIDENT OF SPORTS SCIENCE AND PLAYER PERFORMANCE.....	JAVAIR GILLETT (DEPAUW UNIVERSITY)

PRONUNCIATION GUIDE

BRYN FORBES	BRINN	ERIC PASCHALL	PASS-CULL
RUDY GOBERT	GO-BARE	TAUREAN PRINCE	TORE-EE-IN
JAYLEN NOWELL	NOH-ELL	NAZ REID	NAHZ
JOSH MINOTT	MY-NOT	MICAH NORI	NOR-EE
WENDELL MOORE JR.	WEN-DELL	PABLO PRIGIONI	PRIH-GEE-OH-KNEE

HOW THE WOLVES WERE BUILT A BREAKDOWN OF MINNESOTA'S 2022-23 ROSTER:

JUNE 25, 2015.....	KARL-ANTHONY TOWNS, NBA DRAFT (1ST ROUND, 1ST OVERALL)
JUNE 20, 2019.....	JAYLEN NOWELL, NBA DRAFT (2ND ROUND, 43RD OVERALL)
JULY 5, 2019.....	NAZ REID, SIGNED AS UNRESTRICTED FREE AGENT
FEB. 6, 2020.....	D'ANGELO RUSSELL, ACQUIRED VIA TRADE FROM GOLDEN STATE
NOV. 18, 2020.....	ANTHONY EDWARDS, NBA DRAFT (1ST ROUND, 1ST OVERALL)
NOV. 20, 2020.....	JADEN MCDANIELS, ACQUIRED VIA TRADE FROM OKLAHOMA CITY
AUG. 3, 2021.....	TAUREAN PRINCE, ACQUIRED VIA TRADE FROM CLEVELAND
SEPT. 14, 2021.....	JORDAN MCLAUGHLIN, SIGNED AS A RESTRICTED FREE AGENT
JULY 06, 2022.....	RUDY GOBERT, ACQUIRED VIA TRADE FROM UTAH
JULY 08, 2022.....	KYLE ANDERSON, SIGNED AS UNRESTRICTED FREE AGENT
JULY 08, 2022.....	WENDELL MOORE JR., NBA DRAFT (1ST ROUND, 26TH OVERALL)
JULY 12, 2022.....	BRYN FORBES, SIGNED AS UNRESTRICTED FREE AGENT
JULY 21, 2022.....	AUSTIN RIVERS, SIGNED AS UNRESTRICTED FREE AGENT
JULY 25, 2022.....	NATHAN KNIGHT, SIGNED AS A RESTRICTED FREE AGENT
JULY 25, 2022.....	JOSH MINOTT, NBA DRAFT (2ND ROUND, 45TH OVERALL)
JULY 27, 2022.....	A.J. LAWSON, SIGNED AS A TWO-WAY CONTRACT
JULY 30, 2022.....	ERIC PASCHALL, SIGNED AS A TWO-WAY CONTRACT
AUGUST 23, 2022.....	CJ ELLEBY, SIGNED AS UNRESTRICTED FREE AGENT
AUGUST 23, 2022.....	LUKA GARZA, SIGNED AS UNRESTRICTED FREE AGENT
SEPTEMBER 26, 2022.....	PJ DOZIER, SIGNED AS UNRESTRICTED FREE AGENT



KYLE ANDERSON • #5 • FORWARD

HEIGHT:

6-9

WEIGHT:

236 lbs

BIRTHDATE:

September 20, 1993 in Fairview, NJ

COLLEGE:

UCLA

HIGH SCHOOL:

St. Anthony High School in Jersey City, NJ

EXPERIENCE:

8 Years

ACQUIRED:

Via free agency on July 8, 2022

DRAFTED:

2014, 1st Round (30th overall) by the San Antonio Spurs





KYLE ANDERSON • #5 • FORWARD

2021-22 NBA SEASON (MEMPHIS)

Appeared in 69 games (11 starts) in his eighth NBA season, his fourth with the Grizzlies... Averaged 7.6 points, 5.3 rebounds, 2.7 assists and 1.12 steals in 21.5 minutes while shooting 44.6% from the field, 33.0% from 3-point range and 63.8% from the free throw line... Missed 13 games... Sidelined six games (Dec. 2-8, Jan. 6-8) with back soreness... Inactive seven games (Jan. 3-4, Jan. 19-28) while in health and safety protocols... Scored in double figures 20 times... Grabbed double-digit rebounds four times... Posted two double-doubles... Scored a season-high 16 points on Nov. 3 vs. Denver, Dec. 11 vs. Houston and April 10 vs. Boston... Recorded a season-high 11 rebounds in double-double efforts on Dec. 15 at Portland and Feb. 10 at Detroit... Collective a career-high six steals on March 3 at Boston.

NBA CAREER NOTES

Selected by the San Antonio Spurs in the first round (30th overall) of the 2014 NBA Draft on June 26, 2014... Signed a multi-year contract with the San Antonio Spurs on July 10, 2014... Signed a multi-year offer sheet with the Memphis Grizzlies as a restricted free agent on July 6, 2018... Signed a multi-year contract with the Memphis Grizzlies on July 8, 2018... Signed as a free agent with the Minnesota Timberwolves on July 8, 2022... **2021-22 (Memphis):** Appeared in 69 games (11 starts) in his eighth NBA season, his fourth with the Grizzlies... Averaged 7.6 points, 5.3 rebounds, 2.7 assists and 1.12 steals in 21.5 minutes while shooting 44.6% from the field, 33.0% from 3-point range and 63.8% from the free throw line... Missed 13 games... Sidelined six games (Dec. 2-8, Jan. 6-8) with back soreness... Inactive seven games (Jan. 3-4, Jan. 19-28) while in health and safety protocols... Scored in double figures 20 times... Grabbed double-digit rebounds four times... Posted two double-doubles... Scored a season-high 16 points on Nov. 3 vs. Denver, Dec. 11 vs. Houston and April 10 vs. Boston... Recorded a season-high 11 rebounds in double-double efforts on Dec. 15 at Portland and Feb. 10 at Detroit... Collective a career-high six steals on March 3 at Boston... **2020-21 (Memphis):** Enjoyed a career year in his seventh NBA season, his first as an every-game starter... Started all 69 of his appearances and averaged 12.4 points, 5.7 rebounds, 3.6 assists and 1.22 steals in 27.3 minutes while shooting 46.8% from the field, 36.0% from 3-point range and 78.3% from the free throw line... Set career highs in points per game, rebounds per game, assists per game and 3-pointers made per game (1.4)... Led the team in steals (84) and steals per game... Made a career-high 94 3-pointers after sinking 82 in his first six seasons combined... Missed three games... Held out one game (Feb. 20) for rest... Sidelined two games due to injury/illness, including one game (March 2) due to illness and one game (May 14) due to right thumb soreness... Scored in double figures 46 times, including seven games with at least 20 points (two 20+ point games in first six seasons combined)... Grabbed double-digit rebounds four times... Posted three double-doubles... Scored 20 points and hauled in a career-high 14 rebounds on Dec. 26 vs. Atlanta... Scored a career-high 28 points (9-17 FG, 4-8 3P, 6-8 FT) on Dec. 28 at Brooklyn... Scored 27 points (10-14 FG, 6-8 3P, 1-2 FT), setting career highs for field goals made and 3-pointers made, on Feb. 10 vs. Charlotte... Recorded 20 points, five rebounds, five assists and five steals on Feb. 17 vs. Oklahoma City, becoming the first Grizzlies player to record a 20-5-5-5 stat line since Mike Conley on Dec. 30, 2013... **2019-20 (Memphis):** Appeared in 67 games (28 starts) and averaged 5.8 points, 4.3 rebounds and 2.4 assists in 19.9 minutes while shooting 47.4% from the field, 28.2% from 3-point range and 66.7% from the free throw line in his sixth NBA season... Missed six games (Nov. 27, Dec. 1-9) due to right heel soreness... Averaged 6.7 points, 5.3 rebounds and 3.0 assists in 24.8 minutes as a starter... Scored in double figures 13 times... Grabbed double-digit rebounds once... Recorded a season-high 12 rebounds on Jan. 26 vs. Phoenix... Scored a season-high 16 points on Feb. 9 at Washington... Recorded a season-high eight assists and a season-high tying two 3-pointers on Aug. 2 vs. San Antonio... Also tied a season high with two 3-pointers on March 4 at Brooklyn, Aug. 11 vs. Boston and Aug. 13 vs. Milwaukee... Averaged 6.9 points, 3.5 rebounds and 3.9 assists during the Grizzlies' eight-game seeding schedule at Walt Disney World in Orlando... **2018-19 (Memphis):** Appeared in 43 games (40 starts) and averaged 8.0 points, 5.8 rebounds, 3.0 assists and 1.26 steals in 29.8 minutes while shooting 54.3% from the field, 26.5% from 3-point range and 57.8% from the free throw line in his fifth NBA season and first with the Grizzlies... Missed 39 games due to injury, including nine games (Dec. 15, Jan. 14-26) with a left ankle sprain and the final 30 games of the season (Feb. 1-April 10) with right shoulder soreness... Scored in double figures 14 times, including one game with at least 20 points... Grabbed double-digit rebounds six times... Posted two double-doubles, including one triple-double... Totaled five points, two rebounds and an assist in 19 minutes in his Grizzlies debut on Oct. 17 at Indiana... Pulled down a career-high 13 rebounds in consecutive games on Nov. 10 vs. Philadelphia and Nov. 12 vs. Utah... Logged a career-high 39 minutes on Nov. 14 at Milwaukee... Posted nine points, nine rebounds and two blocks in a win on Nov. 21 at San Antonio in his first game against his former team... Totaled 19 points, 11 rebounds, four assists, three steals and three blocks on Dec. 7 at New Orleans... Scored a career-high tying 20 points (9-13 FG, 2-4 3P) in a career-high tying 39 minutes on Dec. 31 at Houston... Registered his first career triple-double with 11 points, 11 rebounds and a career-high tying 10 assists on Jan. 4 vs. Brooklyn... Played his 300th career game on Jan. 30 at Minnesota... **2017-18 (San Antonio):** Appeared in 74 games (67 starts) in his fourth NBA season and averaged 7.9 points, 5.4 rebounds, 2.7 assists and 1.55 steals in 26.7 minutes while shooting 52.7% from the field, 33.3% from 3-point range and 71.2% from the free throw line... Missed eight games (Dec. 4-18) with a left MCL sprain... Set career highs for points per game, rebounds per game, assists per game, steals per game, blocks per game (0.81), minutes per game and field goal percentage... Ranked sixth among qualifying NBA players in defensive rating (101.2) and 13th in steals per game... Scored in double figures 26 times, including one 20-point performance... Grabbed double-digit rebounds seven times... Recorded double-digit assists once... Posted six double-doubles, including five point-rebound double-doubles and one point-assist double-double... Led the Spurs in scoring twice, in rebounds four times, in assists 11 times and in steals 23 times (all including ties)... Registered his first career point-assist double-double with 13 points and a career-high 10 assists on Nov. 20 vs. Atlanta... Finished with a Double-double of 10 points and a career-best 12 rebounds on Jan. 23 vs. Cleveland... Scored a career-high 20 points on Feb. 10 at Golden State... Tied a career high with five steals on March 8 at Golden State... Posted a career-high four blocks on April 3 at LA Clippers... **2016-17 (San Antonio):** Competed in 72 games (14 starts) in his third NBA season and averaged 3.4 points, 2.9 rebounds and 1.3 assists in 14.2 minutes while shooting 44.5% from the field, 37.5% from 3-point range and 78.9% from the free throw line... Missed a total of 10 games... Sidelined one game (March 9) with a right knee sprain... DNP (Coach's Decision) nine times... Scored in double figures four times... Grabbed double-digit rebounds once... Led San Antonio in steals 11 times (including ties)... Scored a season-high 14 points on Jan. 23 at Brooklyn... Hauled in a season-high 10 rebounds on April 7 at Dallas... **2015-16 (San Antonio):** Appeared in 78 games (11 starts) in his second NBA season and averaged 4.5 points, 3.1 rebounds and 1.6 assists in 16.0 minutes while shooting 46.8% from the field, 32.4% from 3-point range and 74.7% from the free throw line... Missed a total of four games... Sat out one game (Feb. 9) due to illness... DNP (Coach's Decision) three times... Scored in double figures 10 times... Grabbed double-digit rebounds twice and posted one double-double... Led the team in steals 14 times (including ties)... Recorded a season-high 11 rebounds on April 7 at Golden State... Recorded his lone double-double with a season-high 15 points and 10 rebounds with a career-high tying five steals on April 13 at Dallas... **2014-15 (San Antonio):** Saw action in 32 games (two starts) as a rookie and averaged 2.3 points and 2.3 rebounds in 11.2 minutes while shooting 34.8% from the field and 64.3% from the free throw line... Missed a total of 50 games... Sat out one game (Jan. 6) with a right ankle sprain... A healthy scratch on the team's inactive list seven times... DNP (Coach's Decision) 13 times... Inactive 29 times while on assignment to the NBA G League's Austin Spurs... Scored in double figures twice... Led the team in steals four times (including ties)... Made his NBA debut on Nov. 6 at Houston, posting four points, eight rebounds, four assists and two steals in 31 minutes... Totaled nine points, five rebounds, three assists and two steals in 23 minutes



KYLE ANDERSON • #5 • FORWARD

in his first career start on Dec. 10 vs. New York... Scored a season-high 15 points on Dec. 15 at Portland.

PLAYOFF NOTES

Career: Has seen action in 35 postseason games (seven starts) and has averaged 5.0 points, 3.1 rebounds and 1.5 assists in 15.4 minutes while shooting 49.0% from the field, 24.1% from 3-point range and 76.9% from the free throw line with the San Antonio Spurs and Memphis Grizzlies... Has officially missed one game as a DNP (Coach's Decision) and seven games as a healthy scratch on the team's inactive list... Has scored in double figures seven times, including one 20-point effort... Has grabbed double-digit rebounds once... Has posted one double-double...**2022 (Memphis):** Appeared in all 12 of the Grizzlies playoff games in 2022, including one start on Apr. 21 at Minnesota... Averaged 6.0 points on 56.9% shooting, 4.3 rebounds and 1.8 assists in 18.4 minutes per game... Saw his best game of the playoffs against Golden State on May 9, when he scored 17 points on 7-of-8 shooting and eight rebounds, his best playoff scoring output since a playoff-career-high 20 points on May 22, 2017... **2021 (Memphis):** Started all five games during the Grizzlies' first round series with the Utah Jazz and averaged 8.4 points, 5.0 rebounds, 3.2 assists and 2.80 steals in 28.4 minutes... Scored in double figures three times... Grabbed double-digit rebounds once... Tallied 14 points and a playoff franchise-record six steals on May 23 at Utah... Recorded his first career playoff double-double with 11 points and a postseason career-high 13 rebounds on May 29 vs. Utah... **2018 (San Antonio):** Appeared in all five postseason games (one start) and averaged 5.4 points, 2.6 rebounds and 1.20 steals in 14.7 minutes while shooting 60.0% from the field and 75.0% from the free throw line during San Antonio's first round series against the Golden State Warriors... Scored in double figures twice. **2017 (San Antonio):** Saw action in 15 postseason games (one start) and averaged 5.5 points, 3.1 rebounds and 1.7 assists in 13.0 minutes while shooting 58.1% from the field, 30.0% from 3-point range and 72.7% from the free throw line during San Antonio's run to the Western Conference Finals... DNP (Coach's Decision) once... Scored in double figures twice, including one 20-point effort... Came off the bench five times during the Spurs' six-game first round series against the Memphis Grizzlies and averaged 4.2 points and 1.4 rebounds in 10.2 minutes... Appeared in all six games as a reserve during San Antonio's Western Conference Semifinals series against the Houston Rockets and averaged 4.0 points, 2.3 rebounds and 1.5 assists in 10.3 minutes... Competed in all four games (one start) during the Western Conference Finals against the Golden State Warriors and averaged 9.5 points, 6.3 rebounds, 3.3 assists and 1.75 steals in 20.5 minutes... Scored a postseason career-high 20 points in Game 4 of the Western Conference Finals on May 22 vs. Golden State... **2016 (San Antonio):** Appeared in all 10 postseason games as a reserve and averaged 2.3 points and 2.4 rebounds in 12.9 minutes while shooting 32.0% from the field, 33.3% from 3-point range and 85.7% from the free throw line... Came off the bench in four games in San Antonio's first round series with the Memphis Grizzlies and averaged 3.3 points, 3.8 rebounds and 1.3 assists in 17.0 minutes... Appeared in six games during the Spurs' Western Conference Semifinals series against the Oklahoma City Thunder and averaged 1.7 points and 1.5 rebounds in 10.1 minutes.

G LEAGUE NOTES

2014-15 (Austin): Started all 26 games over six assignments with the Austin Spurs and averaged 21.3 points, 8.7 rebounds, 4.8 assists, 1.96 steals and 1.46 blocks in 40.1 minutes while shooting 44.7% from the field... Named NBA G League Player of the Month for February 2015 after averaging 22.8 points, 8.8 rebounds and 4.7 assists... Scored in double figures in all 26 games, including 14 games with at least 20 points and one game with at least 30 points... Hauled down double-digit rebounds 10 times... Recorded double-digit assists once... Posted 11 double-doubles.

COLLEGE NOTES

Played two seasons at UCLA (2012-14)... Appeared in 71 games (70 starts) and averaged 12.2 points, 8.7 rebounds, 5.0 assists and 1.77 steals in 31.6 minutes while shooting 45.2% from the field, 37.5% from 3-point range and 73.6% from the free throw line... Helped lead UCLA to the 2012-13 Pac 12 regular season championship and to the 2013-14 Pac 12 Tournament title, where he was named the Most Outstanding Player... As a sophomore, was named 2013-14 All-Pac 12 First Team and Third Team AP All-American and was a finalist for the Oscar Robertson Trophy, awarded to the nation's most outstanding player... Also became the first Pac 12 player to record at least 200 rebounds and 200 assists in a season and the first UCLA player since Bill Walton in 1973-74 to average at least 10 points, five rebounds and five assists per game... Named to the 2012-13 All-Pac 12 Second Team and Pac 12 All-Freshman Team in his first collegiate season... Scored in double figures 48 times, including eight games with at least 20 points... Recorded 24 double-doubles, including one triple-double (13 points, 12 rebounds, 11 assists) on Nov. 22, 2013 vs. Morehead State.

PERSONAL NOTES

Full name: Kyle F. Anderson ... born in New York, N.Y., on Sept. 20, 1993 ... parents are Kyle and Suzanne Anderson ... has two older brothers, Duanne and Jamar, and two older sisters, Tai and Brittany ... brother, Jamar Wilkins, played football at Connecticut, and his grandfather, Clifton Anderson, played football for Indiana and had a two-year NFL career with the Chicago Cardinals in 1952 and the New York Giants in 1953 ... African American studies major at UCLA.

SOCIAL MEDIA

Twitter: @KyleAnderson5

Instagram: teamslowmo



KYLE ANDERSON • #5 • FORWARD

CAREER HIGHS

	REGULAR SEASON			PLAYOFFS		
POINTS	28	12/28/2020	MEM @ BKN	20	5/22/2017	GSW @ SAS
FIELD GOALS	10	2/10/2021	CHA @ MEM	8	5/22/2017	GSW @ SAS
FG ATTEMPTS	19	1/3/2021	LAL @ MEM	15	5/22/2017	GSW @ SAS
3-POINT FG	6	2/10/2021	CHA @ MEM	1	5/29/2021	UTA @ MEM (7 TIMES)
3-POINT FGA	9	5/3/2021	NYK @ MEM	5	5/29/2021	UTA @ MEM
FREE THROWS	8	12/28/2017	NYK @ SAS	4	4/19/2016	MEM @ SAS
FT ATTEMPTS	9	5/10/2021	NOP @ MEM	4	5/23/2021	MEM @ UTA (4 TIMES)
OFF. REBOUNDS	5	11/10/2018	PHI @ MEM (TWICE)	3	4/24/2018	SAS @ GSW (TWICE)
DEF. REBOUNDS	13	12/26/2020	ATL @ MEM	11	5/29/2021	UTA @ MEM
REBOUNDS	14	12/26/2020	ATL @ MEM	13	5/29/2021	UTA @ MEM
ASSISTS	10	1/4/2019	BKN @ MEM (TWICE)	5	5/31/2021	UTA @ MEM (3 TIMES)
STEALS	6	3/3/2022	MEM @ BOS	6	5/23/2021	MEM @ UTA
TURNOVERS	8	12/30/2020	MEM @ BOS	3	4/24/2018	SAS @ GSW
BLOCKED SHOTS	4	5/10/2021	NOP @ MEM (TWICE)	1	4/22/2018	SAS @ GSW (6 TIMES)
MINUTES	39	4/19/2021	MEM @ DEN (4 TIMES)	36	5/26/2021	MEM @ UTA

NBA REGULAR SEASON STATS

YEAR	TEAM	G	MIN	- FIELD GOALS -			- 3-POINT FG -			- FREE THROWS -			- REBOUNDS -			AST	STL	TO	BLK	PTS	AVG
				FG	FGA	PCT	FG	FGA	PCT	FT	FTA	PCT	OFF	DEF	TOT						
14-15	SAS	33	358	31	89	.348	3	11	.273	9	14	.643	5	67	72	28	15	7	10	74	2.2
15-16	SAS	78	1245	138	295	.468	12	37	.324	62	83	.747	25	219	244	123	60	59	29	350	4.5
16-17	SAS	72	1020	93	209	.445	15	40	.375	45	57	.789	33	175	208	91	51	39	26	246	3.4
17-18	SAS	67	1978	231	438	.527	19	57	.333	104	146	.712	84	312	396	202	115	94	60	585	7.9
18-19	MEM	43	1281	150	276	.543	9	34	.265	37	64	.578	48	203	251	128	54	58	37	346	8.0
19-20	MEM	67	1330	157	331	.474	24	85	.282	52	78	.667	58	227	285	162	54	66	37	390	5.8
20-21	MEM	69	1887	308	658	.468	94	261	.360	144	184	.783	52	344	396	250	84	86	57	854	12.4
21-22	MEM	69	1484	209	469	.446	36	109	.330	67	105	.638	69	299	368	183	77	71	45	521	7.6
TOTALS		505	10583	1317	2765	.476	212	634	.334	520	731	.711	374	1846	2220	1167	510	483	298	3366	6.7

NBA PLAYOFF STATS

YEAR	TEAM	G	MIN	- FIELD GOALS -			- 3-POINT FG -			- FREE THROWS -			- REBOUNDS -			AST	STL	TO	BLK	PTS	AVG
				FG	FGA	PCT	FG	FGA	PCT	FT	FTA	PCT	OFF	DEF	TOT						
2016	SAS	10	129	8	25	.320	1	3	.333	6	7	.857	2	22	24	7	6	4	3	23	2.3
2017	SAS	15	195	36	64	.563	3	10	.300	8	11	.727	12	34	46	25	10	7	2	83	5.5
2018	SAS	5	74	12	20	.600	0	4	.000	3	4	.750	5	8	13	3	6	3	1	27	5.4
2021	MEM	5	142	18	42	.429	3	12	.250	3	4	.750	4	21	25	16	14	4	0	42	8.4
2022	MEM	12	221	29	51	.569	3	12	.250	11	18	.611	10	42	52	21	11	10	7	72	6.0
TOTALS		47	761	103	202	.510	10	41	.244	31	44	.705	33	127	160	72	47	28	13	247	5.3



ANTHONY EDWARDS • #1 • GUARD

HEIGHT:

6-4

WEIGHT:

239 lbs

BIRTHDATE:

August 5, 2001 in Atlanta, Georgia

COLLEGE:

Georgia

HIGH SCHOOL:

Holy Spirit Prep School in Atlanta, Georgia

EXPERIENCE:

2 Years

ACQUIRED:

Via 2020 NBA Draft

DRAFTED:

2020, 1st round (1st overall) by the Minnesota Timberwolves



**ANTHONY EDWARDS • #1 • GUARD****2021-22 NBA SEASON (MINNESOTA)**

Continued his strong play in his second NBA season, seeing action in 72 games and was one of two Timberwolves to average 20+ points (Karl-Anthony Towns). Edwards led the way for the Timberwolves April 7 vs. San Antonio, finishing with a career-high 49 points on a career-best 16-of-28 shooting, including 6-of-14 from deep and a career-high 11-of-14 from the free throw line, his third 40+ point game of the season (fifth career) and first career game with 10+ made free throws. With his fifth career 40+ point game, Edwards passed Kevin Garnett for the fourth-most such games in Timberwolves history...Per Elias Sports, Edwards' five career 40+ point games are the second-most in NBA history by a player before turning 21 years old (LeBron James, 8)... Edwards added six rebounds and a game-high-tying eight assists on April 7, his second career 45+ point/5+ rebound/5+ assist game, becoming the only player in Timberwolves history with multiple such games and joins LeBron James as the only players in NBA history with two such games before turning 21 years old...Edwards led the way in scoring for the Timberwolves on April 3 at Houston, finishing with a game-high 33 points on 12-of-21 shooting, including 4-of-12 from deep, his eighth 30+ point game of the season and 12th career. With his dunk at the 5:12 mark of the second quarter, Edwards passed Tyrone Corbin for 21st on the Timberwolves all-time points list with 2,834 (currently 2,850). Edwards scored 23 of his 33 points in the first half against the Rockets, his seventh 20+ point first half of the season (eighth of his career) and 13th 20+ point half of the season (18th career)...With his first field goal of the Mar. 30 contest at Toronto, at the 10:25 mark of the first quarter, Edwards (20y-237d) eclipsed 1,000 career field goals (currently 1,009), becoming the third-youngest player in NBA history to eclipse 1,000 career field goals behind LeBron James (20y-025d) and Kevin Durant (20y-125d)... After his three-pointer at the 2:29 mark of the first quarter on Mar. 30 at Toronto, Edwards connected on his 200th three of the season, becoming the youngest player in NBA history to make 200 treys in a single season. He's currently at 201 threes this season, joining teammate Malik Beasley (224) as the only players in Wolves history with 200+ three-pointers in a single season...Edwards finished with 27 points on Mar. 16 vs. L.A. Lakers, his 34th 20+ point performance of the season (70th of his career). He connected on six three-pointers, his eighth game of the season with 6+ made treys (10th career). He tallied 24 of his 27 points in the first half, including 20 points in the second quarter, marking his seventh career 20+ point half and third career 20+ point quarter. His 20-point second quarter marked the 23rd 20+ point quarter by a Timberwolves player since 1996-97 and joins Karl-Anthony Towns (5x) and Kevin Love (3x) as the only players to do so three or more times...Against the Grizzlies on Feb. 24, dished out seven assists, marking his second game against Memphis, his sixth game of the season and seventh career with at least seven dimes. He added two blocks, his eighth game of the season with multiple blocks...The NBA announced on Feb. 1 that Edwards was named to the 2022 Clorox Rising Stars roster. This is the second straight year Edwards has been named to the Rising Stars game. In his Friday night performance, Edwards scored four points, and dished out one assist to help his team to the championship game.

NBA CAREER NOTES

Drafted first overall in the 2020 NBA Draft by the Minnesota Timberwolves...Signed with the Timberwolves on November 30, 2020...**2020-21 (Minnesota):** Put together perhaps one of the best rookie seasons in Timberwolves history, starting 55 games while playing in all 72 games, the only NBA rookie to play in all 72...He averaged 19.3 ppg, 4.7 rpg, 2.9 apg and 1.1 spg in 32.1 mpg... Shot 41.7% from the floor, 32.9% (171-for-520) from beyond the arc and 76.6% from the FT line... Edwards' 19.3 points per game marked the most by any rookie in Timberwolves history... His 171 total three-pointers are the second-most in a single-season by a Timberwolves player, behind Kevin Love (190 in 2013-14)... Edwards finished the season ranked in the top 10 among rookies in multiple statistical categories, including first among rookies in points per game (19.3), tied for fifth in steals (1.1) and ninth in assists per game (2.9)... Edwards also ranks first amongst rookies in total points (1392), led all rookies in games played (72), second in total three-pointers among rookies (171), second in total steals (82), third among rookies in total rebounds (336) and fifth in total assists (211)... He recorded at least one steal in 25 straight games from Feb. 24-Apr.16, the longest ever run by a Timberwolves rookie (Pooh Richardson, 15 games twice in the 1989-90 season)...Per Elias Sports, Edwards' 25 game streak with at least one steal was the second-longest by a rookie in NBA history (Chris Paul- 31 2005-06)...Chosen as the Kia NBA Western Conference Rookie of the Month for May, ending the season earning his third straight Kia NBA Rookie of the Month award (March and April 2021)... At the age of 19 years, 177 days, Edwards became the youngest player ever to start a game in Timberwolves history. In his first NBA start on Jan. 29 vs Philadelphia, Anthony Edwards finished with 15 points, four rebounds and three assists... On Mar. 18 at Phoenix, tallied a career-high 42 points on 13-of-31 shooting, including 4-of-13 from beyond the arc and 8-of-13 from the free throw line, becoming the first Timberwolves rookie to score 40+ points in a game...The 42 points in his rookie season are the most points by a rookie since Trae Young had 49 on Mar. 1, 2019 vs Chicago...Over the three-game stretch of Mar. 14 – Mar. 18, Edwards has a total of 105 points, setting the record for most points by a Timberwolves rookie in a three-game span, passing Andrew Wiggins who had 84 points from Apr. 7, 2015 – Apr. 10, 2015... With his first three pointer of the night on Mar. 31 vs New York, Edwards (19y-238d) connected on his 100th triple of the season, becoming the youngest player in Timberwolves history to reach 100 three-pointers (previous youngest was Stephon Marbury at 20y-058d) ...He also becomes the third youngest player in NBA history to connect on 100 threes (Kobe Bryant: 19y-176d, Kevin Knox: 19y, 218d)... On Apr. 24 at Utah, he finished the night with 23 points, nine rebounds, four assists and five steals, becoming the eighth rookie in NBA history (first Timberwolves rookie) with such stat line, joining Grant Hill (1995), Penny Hardaway (1994), Lionel Simmons (1991), Ron Harper (1987), Karl Malone (1986), Ron Lee (1977) and John Drew (1974)...With his five steals against the Jazz, Edwards became the ninth Timberwolves rookie to record five steals in a game joining Pooh Richardson (1989-90), Sam Mitchell (1989-90), Christian Laettner (1992-93), Kevin Garnett (1995-96), Craig Smith (2006-07), Ricky Rubio (2011-12), Kris Dunn (2016-17) and most recently Josh Okogie (2018-19)... On May 5 vs. Memphis, Edwards erupted for a career-high-tying 42 points on a career-high 17-of-22 shooting, including a career-high 8-of-9 from deep. Edwards collected his second 40+ point game of the season, becoming the second player 19 years or younger to have multiple 40-point games (LeBron James, three in 2003-04). He also became the first 19-year-old in NBA history to have 40+ points and 5+ threes in a game... With his six rebounds and seven assists on the night against the Grizzlies, Edwards joins LeBron James (2004) and Kevin Durant (2008) as the only teenagers in NBA history to have 40+ points/5+ rebounds/5+ assists in a game.

NBA PLAYOFF NOTES

2022 (Minnesota): Appeared in his first career playoff series, starting all six games during the Timberwolves' first round matchup with the Memphis Grizzlies...averaged 25.2 points on 45.5% shooting, including 40.4% from deep, 4.2 rebounds and 3.0 assists...Finished the series scoring 151 points, the most points in a single series by a player at age 20 or younger in NBA postseason history...In game 6 on April 29, Edwards led the way for the Timberwolves in Game 6, finishing with a game-high 30 points on 10-of-24 shooting, including 4-of-10 from deep, his second 30+ point game in this series. Edwards tallied 20 of his 30 points in the first half, the second 20+ point playoff first half in Timberwolves history (Troy Hudson, 20 points on



ANTHONY EDWARDS • #1 • GUARD

April 27, 2003 at L.A. Lakers)...With his second 30+ point performance of the playoffs, Edwards became the fourth Timberwolves player to have multiple 30+ point games in the playoffs, joining Kevin Garnett (7), Sam Cassell (2) and Latrell Sprewell (2)...Edwards added five rebounds and five assists on the night, becoming the third player in Wolves playoff history with 30+ point/5+ rebounds/5+ assists in a game, joining Sprewell (vs. Sacramento on May 14, 2004) and Garnett (vs. L.A. Lakers on April 22, 2003)...At 20y-267d, Edwards became the youngest player in NBA playoff history to record 30+ points/5+ rebounds/5+ assists in a game (Magic Johnson, L.A. Lakers, 20y-276d on May 16, 1980, 42 points/15 rebounds/7 assists)... In his playoff debut in game 1 on April 16, Edwards finished with a game-high 36 points on 12-of-23 shooting, including 4-of-11 from deep and a perfect 8-of-8 from the free throw line. His 36 points are the most points scored by a Timberwolves player in their NBA Playoffs debut and is tied with Kareem Abdul-Jabbar (1970), Gary Brokaw (1976) and Derrick Rose (2009) for the third-most points in league history in a Playoff debut...Edwards' 36 points stand as the fourth-most points scored by a Timberwolves player in team playoff history and he became the fifth player in team history to score 30+ points in a playoff game and first since Garnett on May 29, 2004 vs. Los Angeles Lakers. His six assists were the most by a Timberwolves player in a playoff debut

COLLEGE NOTES

2019-20 (Georgia): Finished the 2019-20 season with 610 points, which ranks No. 7 on Georgia Basketball's single season scoring list (No. 2 among freshmen) and No. 10 all-time among SEC freshmen. Among UGA's single-season statistical leaders, put up numbers that rank No. 19 in scoring average (19.1 ppg), No. 11 in 3-pointers (72), No. 2 in 3-point attempts (245), No. 5 in field goal attempts (505), No. 17 in free throws (132) and No. 19 in free throw attempts (171). The nation's freshman scoring leader (19.1 ppg) for 2019-20 and one of only three ranked in the top 100. Voted SEC Freshman of the Year by league coaches, the first Bulldog to win that honor since its inception in 2001...Tabbed SEC Newcomer of the Year by the Associated Press, Georgia's third honoree following Jumaine Jones in 1998 and Jarvis Hayes in 2002...Selected second-team All-SEC in balloting of both league coaches and the AP and featured on the coaches' SEC All-Freshman squad...One of only two Bulldogs — along with Rayshaun Hammonds — to start all 32 games and led Georgia in scoring (19.5 ppg), steals (1.3 spg) blocks (0.6 bpg) and playing time (33.0 mpg) ...Notched 27 double-figure scoring outputs, 14 20-point performances and three 30-point tallies, as well as a trio of double-digit rebound counts and three double-doubles... Among SEC statistical leaders, finished the season ranked No. 3 in scoring, No. 5 in 3-pointers (2.3 3FGs per game) and No. 16 in playing time (33.0 mpg) ...Led Georgia offensively in 21 contests, as well as in steals in 12 games, blocks in nine contests, in steals in seven outings and in rebounds in six games.

SOCIAL MEDIA

Twitter: @theantedwards_

Instagram: theantedwards_



ANTHONY EDWARDS • #1 • GUARD

CAREER HIGHS

	REGULAR SEASON		PLAYOFFS	
POINTS	49	4/7/2022	SAS @ MIN	36
FIELD GOALS	17	5/5/2021	MEM @ MIN	12
FG ATTEMPTS	31	3/18/2021	MIN @ PHX	24
3-POINT FG	10	12/15/2021	MIN @ DEN	4
3-POINT FGA	14	11/24/2021	MIA @ MIN	11
FREE THROWS	11	4/7/2022	SAS @ MIN	8
FT ATTEMPTS	14	4/7/2022	SAS @ MIN	8
OFF. REBOUNDS	4	10/30/2021	DEN @ MIN	1
DEF. REBOUNDS	13	11/24/2021	MIA @ MIN	7
REBOUNDS	14	11/24/2021	MIA @ MIN	7
ASSISTS	10	1/28/2022	MIN @ PHX	6
STEALS	5	1/5/2022	OKC @ MIN (TWICE)	2
TURNOVERS	8	12/3/2021	MIN @ LAL (TWICE)	5
BLOCKED SHOTS	4	3/31/2021	NYK @ MIN	3
MINUTES	48	11/27/2021	MIN @ PHI	41
				4/16/2022
				4/16/2022
				4/29/2022
				4/29/2022
				4/16/2022
				4/16/2022
				4/29/2022
				4/29/2022
				4/21/2022
				4/21/2022
				4/16/2022
				4/29/2022
				4/19/2022
				4/23/2022
				4/29/2022

NBA REGULAR SEASON STATS

YEAR	TEAM	— FIELD GOALS —				— 3-POINT FG —			— FREE THROWS —			— REBOUNDS —			AST	STL	TO	BLK	PTS	AVG	
		G	MIN	FG	FGA	PCT	FG	FGA	PCT	FT	FTA	PCT	OFF	DEF							TOT
20-21	MIN	72	2314	505	1211	.417	171	520	.329	211	272	.776	59	277	336	211	82	160	36	1392	19.3
21-22	MIN	72	2466	549	1245	.441	215	602	.357	220	280	.786	62	281	343	275	105	190	46	188	21.3
TOTALS		144	4780	1054	2456	.429	386	1122	.344	431	552	.781	121	558	679	486	187	350	82	2925	20.3

NBA PLAYOFF STATS

YEAR	TEAM	— FIELD GOALS —				— 3-POINT FG —			— FREE THROWS —			— REBOUNDS —			AST	STL	TO	BLK	PTS	AVG	
		G	MIN	FG	FGA	PCT	FG	FGA	PCT	FT	FTA	PCT	OFF	DEF							TOT
2022	MIN	6	227	50	110	.455	23	57	.404	28	34	.824	4	21	25	18	7	15	7	151	25.2
TOTALS		6	227	50	110	.455	23	57	.404	28	34	.824	4	21	25	18	7	15	7	151	25.2



BRYN FORBES • #10 • GUARD

HEIGHT:

6-2

WEIGHT:

205 lbs

BIRTHDATE:

July 23, 1993 in Lansing, MI

COLLEGE:

Michigan State

HIGH SCHOOL:

Sexton High School in Lansing, MI

EXPERIENCE:

6 Years

ACQUIRED:

Via free agency on July 12, 2022

DRAFTED:

2016, Undrafted





BRYN FORBES • #10 • GUARD

2021-22 NBA SEASON (SAN ANTONIO/DENVER)

Played in 75 games (two starts) for the Nuggets and Spurs, Posted 24 points (6-14 FG, 5-11 3FG), one rebound, one assist and one steal in a season-high 36 minutes vs. LAL on 4/10 ... Recorded 17 points (6-10 FGs, 5-6 3FGs), one rebound and one assist in 25 minutes at POR on 2/27 ... Posted 22 points on 8-12 shooting including 4-7 from three and one steal in 30 minutes at GSW on 2/16 ... Tallied 16 points on 5-7 shooting and two assists in 20 minutes vs. ORL on 2/14 ... Posted 26 points on 10-13 FGs, and 4-5 3FG's, two assists and one rebound in 30 minutes at UTA on 2/2.

NBA CAREER NOTES

Signed via free agency with the Timberwolves on 7/12/22... Traded to Denver from San Antonio as part of three team trade on 1/19/22 ... Signed with the Spurs on 8/25/21 ... Signed with the Bucks on 11/24/20 ... Signed with the Spurs on 7/20/18 ... Signed with the Spurs on 7/14/16 ... Went undrafted in the 2016 NBA Draft...**2020-21 (Milwaukee):** Appeared in 70 games (10 starts), averaging 10.0 points and 1.6 rebounds in 19.3 minutes per game ... ranked fourth in the NBA in 3FG% (.452, career high) ... also shot a career-best .473 from the field ... scored in double figures 37 times, including five games with 20+ points and one game with 30 points ... tallied his fifth 20-point game of the season with 21 points (7-9 FG, 5-6 3FG, 2-3 FT) vs. Miami on 5/15 ... scored in double figures a season-high 7 consecutive games from 4/27 – 5/7 ... hauled in a career-high 13 rebounds and scored 10 points at Chicago on 4/30 for his lone double-double of the season ... scored a career-high 30 points (11-17 FG, 6-10 3FG, 2-2 FT) at Houston on 4/29 ... broke his own Bucks record for most threes in a game without a miss by going a perfect 7-for-7 from three and scoring 21 points vs. New York on 3/11 ... scored a then-season-high 23 points (8-13 FG, 5-9 3FG) vs. Minnesota on 2/23 ... made his first start of the season on 2/8 at Denver and scored 15 points (6-9 FG, 3-6 3FG) ... went a perfect 6-for-6 from three, tying the Bucks record for most 3s in a game without a miss, and scored 18 points at Cleveland on 2/6 ... scored 20 points (8-15 FG, 4-7 3FG) vs. Indiana on 2/3 ... missed one game (3/24) with a right toe sprain ... missed one game (5/16) to rest due to left patella tendinitis ... saw action in 20 postseason games, averaging 6.6 points and 2.0 rebounds in 19.9 minutes ... scored in double figures five times, including two games with 20+ points ... scored a playoff-career-high 22 points (8-12 FG, 6-9 3FG) in Game 2 vs. Miami on 5/24 ... made a playoff-career-high seven 3s and matched his playoff-career-high with 22 points in Game 4 at Miami on 5/29 ... **2019-20 (San Antonio):** Started in and played 62-of-63 games, averaging 11.2 points, 2.0 rebounds and 1.7 assists in 25.1 minutes per game ... shot .417 from the field, .388 from three point range and .833 from the foul line ... ranked second on the team with 148 three-pointers ... scored 10-plus points 37 times and added four 20-point performances ... recorded the second-most threes made in a single game in franchise history with 8 at Phoenix on 1/20, trailing only Chuck Person's 9 in 1997, including 7 in the first half alone, which set the Spurs record mark for any half ... scored a season-high 25 points with 5 three-pointers and matched his career-best 10 field goals made vs. Houston on 12/3 ... started his 109th game at Philadelphia on 11/22, the third most starts by an undrafted player in Spurs history, behind Bruce Bowen (560) and Avery Johnson (538) ... tied his career-best 7 assists to go along with 19 points at Washington on 11/20 ... hit his 300th career three-pointer in game No. 206, only seven undrafted players in NBA history were quicker to 300 ... **2018-19 (San Antonio):** Played in all 82 games for the Silver and Black, averaging 11.8 points, 2.9 rebounds and 2.1 assists in 28.0 minutes ... led San Antonio with 176 three-pointers made on the season making him just the third player in Spurs history to hit 170-or-more three-pointers in a single season ... scored in double figures in 59 games this season, which tied him for the second-most double-digit performances by an undrafted player in a single season in franchise history ... set a number of career-high season marks including games started (81), points scored (967), field goals made (361), three-pointers made (176), rebounds (239) and assists (175) ... set career marks in shooting percentages from the field (.456) and charity stripe (.885) as well ... led the team in points four times, assists five times and steals 11 times ... became the first Spurs point guard to open the season with five consecutive double-digit scoring performances since Tony Parker in 2013-14 ... notched a season-high 24 points and a career-best 11 boards on 12/11 vs. Phoenix, recording his first career double-double performance ... his 6 three-point makes on 1/3 vs. Toronto set a new career high ... set a new career high with seven assists on 10/31 at Phoenix ... matched that with seven assists on 12/21 vs. Minnesota and again on 12/29 at Los Angeles Clippers ... swiped away a career-best four steals vs. New Orleans on 11/3 ... started all seven playoff games for San Antonio, averaging 10.7 points, 3.6 rebounds and 1.0 assists in 30.3 minutes per game ... became the first undrafted Spur since Bruce Bowen in 2008 to start every game for the Spurs in a playoff series ... Avery Johnson and Mark Olberding are the only undrafted Spurs to have averaged more points per game in a playoff run than Forbes 10.7 in 2019 ... led the team with 15 three-pointers made and a 48.4 percent from distance ... scored in double figures in five playoff games ... posted career playoff highs with 19 points (7-11 FG, 3-4 3FG, 2-3 FT) and 6 rebounds in Game 7 at Denver ... dished out a playoff high 3 assists at Denver in Game 2 ... **2017-18 (San Antonio):** Appeared in 80 games, including 12 starts, averaging 6.9 points, 1.4 rebounds and 1.0 assists in 19.0 minutes ... led the Spurs in three-point percentage, shooting a team-best .390 (89-228) from long range to go along with .421 (209-497) from the field and .667 (48-72) from the foul line ... scored in double figures 28 times, including 20-or-more twice ... led the team in scoring in four games and in assists three times ... led the team with a season-high 23 points (9-15 FG, 5-8 3FG) to go along with 3 rebounds and 2 assists vs. Sacramento on 1/28 ... led the team off the bench with 22 points (8-11 FG, 3-5 3FG, 3-4 FT), 3 rebounds and 2 assists vs. Charlotte on 11/3 ... matched a career-high with 6 assists to go along with 12 points and 3 rebounds at Washington on 3/27 ... knocked down a career-high 5 three-pointers en route to 17 points (6-8 FG, 5-5 3FG) vs. Miami on 12/6 ... hit the game-winning three-pointer with 21 seconds remaining while finishing with 11 points in a team-leading 36 minutes at Phoenix on 12/9 ... tallied 15 points and 3 assists in a career-high 41 minutes at Philadelphia on 1/3 ... posted 18 points (7-12 FG, 4-7 3FG) and 2 steals at LA Lakers on 1/11 ... recorded 16 points, 3 rebounds and a career-high 3 steals vs. Phoenix on 1/5 ... in his first career start tallied 13 points, 3 assists and 2 rebounds in 34 minutes vs. Chicago on 11/11... recorded two DNP-CDs (3/3 and 3/29) ... appeared in four playoff games, averaging 4.3 points in 12.7 minutes ... finished with 14 points and 3 rebounds in Game 1 at Golden State on 4/14 ... **2016-17 (San Antonio):** Appeared in 36 games, averaging 2.6 points in 7.9 minutes ... set new career highs in each category as he recorded a game-high 27 points, a team-best 6 assists and 3 rebounds in 29 minutes of action on 4/7 at Dallas ... recorded 8 points, 3 assists and 2 rebounds on 4/2 vs. Utah ... scored his first NBA points on 10/29 vs. New Orleans, tallying 2 along with a rebound and a steal ... made his NBA debut on 10/25 at Golden State and saw 3 minutes of action ... appeared in six postseason games, averaging 3.3 points and 1.0 rebound in 12.1 minutes ... finished with 8 points, 1 rebound and 1 block on 5/22 vs. Golden State ... had four DNP-CDs (4/17, 5/5, 5/9, 5/14) ... inactive for six games (4/20-5/3) ... in 19 games for the Austin Spurs, averaged 23.4 points, 3.5 rebounds, 2.7 assists and 1.32 steals in 35.5 minutes, shooting .502 (158-315) from the field and .459 (56-122) from long-range.

**BRYN FORBES • #10 • GUARD****PLAYOFF NOTES**

Career: Has appeared in 42 games (seven starts), averaging 6.3 points and 1.5 rebounds in 16.4 minutes ... Won the 2021 NBA Championship with Milwaukee. **2022 (Denver):** Played in five games, averaging 4.0 points and 1.4 assists in 15.2 minutes in the first round vs. GSW ... Recorded a playoff season-high 10 points and two assists in 24 minutes in game two at GSW on 4/18/22 ... **2021 (Milwaukee):** Won an NBA championship with Milwaukee, appearing in 20 games and averaging 6.6 points and 1.4 rebounds in 13.7 minutes ... Finished with a playoff career-high tying 22 points (8-12 FG, 6-9 3FG) and a playoff season-high five rebounds in 20 minutes vs. MIA on 5/24 ... **2019 (San Antonio):** Played in seven games (all starts), averaging 10.7 points, 3.6 rebounds and 1.0 assists in 30.3 minutes ... Posted a playoff season-high 19 points (7-11 FG, 3-4 3FG) and a playoff career-high six rebounds in a playoff career-high 39 minutes at DEN on 4/27 ... **2018 (San Antonio):** Appeared in four games, averaging 4.3 points in 13.5 minutes ... Recorded a playoff season-high 14 points and a playoff season-high three rebounds in 25 minutes at GSW on 4/14 ... **2017 (San Antonio):** Played in six games, averaging 3.3 points and 1.0 rebounds in 12.2 minutes ... Registered a playoff season-high eight points (4-4 FT) in a playoff season-high 24 minutes.

COLLEGE NOTES

Played the final two seasons of his collegiate career at Michigan State after playing the first two seasons at Cleveland State ... **2015-16:** Named to the All-Big Ten Second Team ... averaged 14.4 points, 2.1 rebounds and 1.5 assists in 35 games ... set the Big Ten record for three-pointers in a single game with 11 at Rutgers on 3/2/16 ... **2014-15:** Played in 39 games (24 starts) in his first season at Michigan State ... averaged 8.5 points, 1.4 rebounds and 1.0 assist in 26.2 minutes per game ... **2013-14:** Averaged 15.6 points, 2.1 rebounds and 1.5 assists in 32 games (all starts) ... named All-Horizon League Second Team ... **2012-13:** Named Horizon League Newcomer of the Year after averaging 12.7 points, 3.5 rebounds and 1.2 assists in 28.3 minutes per game as a freshman with Cleveland State.

PERSONAL NOTES

Born July 23, 1993 ... Son of Brandon and Sue Forbes ... Majored in Communications.

SOCIAL MEDIA

Twitter: @BrynJForbes

Instagram: brynforbes



BRYN FORBES • #10 • GUARD

CAREER HIGHS

	REGULAR SEASON		PLAYOFFS			
POINTS	30	4/29/2021	MIL @ HOU	22	5/29/2021	MIL @ MIA (TWICE)
FIELD GOALS	11	4/29/2021	MIL @ HOU	8	5/24/2021	MIA @ MIL
FG ATTEMPTS	22	1/1/2022	SAS @ DET	15	5/29/2021	MIL @ MIA
3-POINT FG	8	1/20/2020	SAS @ PHX	7	5/29/2021	MIL @ MIA
3-POINT FGA	11	4/10/2022	LAL @ DEN (4 TIMES)	14	5/29/2021	MIL @ MIA
FREE THROWS	10	12/15/2021	CHA @ SAS	5	4/14/2018	SAS @ GSW
FT ATTEMPTS	10	12/15/2021	CHA @ SAS	7	4/14/2018	SAS @ GSW
OFF. REBOUNDS	3	10/26/2019	WAS @ SAS	1	4/27/2022	DEN @ GSW (5 TIMES)
DEF. REBOUNDS	12	4/30/2021	MIL @ CHI	5	5/24/2021	MIA @ MIL (3 TIMES)
REBOUNDS	13	4/30/2021	MIL @ CHI	6	4/27/2022	DEN @ GSW
ASSISTS	7	11/20/2019	SAS @ WSH (4 TIMES)	4	4/27/2022	DEN @ GSW
STEALS	4	11/3/2018	NOP @ SAS	1	4/16/2022	DEN @ GSW (4 TIMES)
TURNOVERS	4	3/2/2022	OKC @ DEN (3 TIMES)	2	4/18/2022	DEN @ GSW (TWICE)
BLOCKED SHOTS	1	3/2/2022	OKC @ DEN (12 TIMES)	1	6/15/2021	MIL @ BKN (4 TIMES)
MINUTES	42	1/10/2019	OKC @ SAS	39	4/27/2019	SAS @ DEN

NBA REGULAR SEASON STATS

YEAR	TEAM	G	MIN	- FIELD GOALS -			- 3-POINT FG -			- FREE THROWS -			- REBOUNDS -			AST	STL	TO	BLK	PTS	AVG
				FG	FGA	PCT	FG	FGA	PCT	FT	FTA	PCT	OFF	DEF	TOT						
16-17	SAS	36	285	36	99	.364	17	53	.321	5	6	.833	2	21	23	23	1	11	0	94	2.6
17-18	SAS	80	1517	209	497	.421	89	228	.390	48	72	.667	12	98	110	80	28	37	2	555	6.9
18-19	SAS	82	2293	361	791	.456	176	413	.426	69	78	.885	18	221	239	175	45	80	4	967	11.8
19-20	SAS	63	1579	242	581	.417	148	381	.388	75	90	.833	12	114	126	108	33	57	0	707	11.2
20-21	MIL	70	1354	250	529	.473	154	341	.452	47	61	.770	11	101	112	45	24	44	1	701	10.0
21-22	SAS/DEN	75	1286	231	539	.429	122	295	.414	79	87	.908	10	83	93	75	25	56	5	663	8.8
TOTALS		406	8314	1329	3036	.438	706	1711	.413	323	394	.820	65	638	703	506	156	285	12	3687	9.1

NBA PLAYOFF STATS

YEAR	TEAM	G	MIN	- FIELD GOALS -			- 3-POINT FG -			- FREE THROWS -			- REBOUNDS -			AST	STL	TO	BLK	PTS	AVG
				FG	FGA	PCT	FG	FGA	PCT	FT	FTA	PCT	OFF	DEF	TOT						
2017	SAS	6	73	6	21	.286	2	9	.222	6	6	1.000	0	6	6	3	0	2	1	20	3.3
2018	SAS	4	54	5	17	.294	2	9	.222	5	7	.714	1	2	3	2	0	0	0	17	4.3
2019	SAS	7	212	27	56	.482	15	31	.484	6	9	.667	1	24	25	7	1	3	1	75	10.7
2021	MIL	20	273	46	112	.411	33	89	.371	6	8	.750	2	26	28	6	2	7	2	131	6.6
2022	DEN	5	76	6	15	.400	4	11	.364	4	5	.800	1	2	3	7	1	2	0	20	4.0
TOTALS		42	688	90	221	.407	56	149	.376	27	35	.771	5	60	65	25	4	14	4	263	6.3



RUDY GOBERT • #27 • CENTER

HEIGHT:

7-1

WEIGHT:

266 lbs

BIRTHDATE:

June 26, 1992 in Saint-Quentin, France

PRIOR TO NBA:

Cholet (France)

EXPERIENCE:

9 Years

ACQUIRED:

via trade from the Utah Jazz on July 6, 2022

DRAFTED:

2013, 1st Round (27th overall) by the Denver Nuggets





RUDY GOBERT • #27 • CENTER

2021-22 NBA SEASON (UTAH):

Played in his ninth season in the NBA, all with the Utah Jazz... Played in 66 games (all starts) and averaged 15.6 points, a career-high and league-leading 14.7 rebounds, 2.1 blocks (third in the NBA) and 1.1 assists in 32.1 minutes per contest... Shot a career-high and league-leading .713 percent from the field... Became the only player in NBA history to average 15 points and 14 boards while also shooting better than 70 percent from the field... Averaged the most screen assists per game in the NBA (6.3)... Ranked fourth in the league in win shares (11.7)... Had the second-best defensive rating (103.3) and offensive rating (137.4) in the NBA... Named Western Conference Player of the Week for games played 10/25/21 – 10/31/21... On opening night, Gobert grabbed 21 rebounds vs. OKC, setting a franchise record for most rebounds in the team's first game of a season... Tallied nine games with 20-plus rebounds, the most in the NBA this season... Posted 53 double-doubles... Threw down 233 dunks, the most in the NBA this season... Selected as a 2022 NBA All-Star.

NBA CAREER NOTES

Selected by the Denver Nuggets in the first round (27th overall pick) of the 2013 NBA Draft ... Draft rights traded by Denver to the Utah Jazz in exchange for the draft rights to Erick Green (46th overall pick) and cash considerations on 6/27/13... Signed a multi-year contract with the Jazz on 10/31/16... Signed a contract extension with the Jazz on 12/20/20... Acquired by the Minnesota Timberwolves from the Utah Jazz on July 6, 2022 in exchange for Patrick Beverley, Malik Beasley and Jarred Vanderbilt, along with Leandro Bolmaro, the draft rights to Walker Kessler and Minnesota's 2023, 2025, 2027 and 2029 first round picks and a 2026 first round pick swap... **2020-21 (Utah):** Appeared in 71 contests (all starts) and averaged 14.3 points, 13.5 rebounds (tied a career-high), 2.7 blocks (career-high) and 1.3 assists in 30.8 minutes per game... Selected as a 2021 NBA All-Star... Led the NBA in field goal percentage (.675)... Ranked first in numerous defensive categories, defensive rating (100.6), defensive win shares (5.2), blocks per contest (2.7) and defensive rebounds (10.1)... Finished with a league leading 231 dunks... Averaged 6.1 screen assists per game (second in the NBA)... Led the NBA in +/- (+728)... Owned the second-best true shooting percentage (.682)... His 13.5 rebounds per contest ranked second in the league... Logged six games with 20-plus rebounds in 2020-21, tied for the most in the NBA... Logged 49 double-doubles, tied for the third most in the NBA... Posted 21 points (9-of-11 FG), 10 rebounds and a career-best nine blocks against the Bulls on 3/22, it marked the first game since 1982-83 in NBA history that a player logged more than 20 points on 80 percent shooting with at least 10 boards and nine blocks... Corralled a career-best 28 rebounds, which also marked a franchise record, at Golden State on 3/14... Missed one game with a right knee contusion ... **2019-20 (Utah):** Appeared in 68 games (all starts), averaging 15.1 points on 69.3 percent shooting, a career-high 13.5 rebounds and 2.0 blocks in 34.3 minutes... A 2020 NBA All-Star... Logged 49 double-doubles, fourth most in the NBA... Ranked second in field goal percentage in NBA (.693)... Led NBA in screen assists (471)... Averaged 13.5 rebounds, which ranked fourth in the NBA and second-best in Jazz history (Truck Robinson – 15.7, 1977-78)... Finished with 22 points (8-8 FG) to go along with 17 rebounds and five blocks and became the second player in NBA history to record 20+ points, 15+ rebounds and 5+ blocks while shooting 100 percent from the field (Dikembe Mutombo, 12/14/99) vs. DAL (1/25)... Grabbed a season-best 20 boards to go with 16 points and two blocks vs. MIA (2/12)... Swatted a season-high seven blocks vs. GSW (11/22)... Tallied 14 20/10 games... **2018-19 (Utah):** Appeared in 81 games (80 starts), averaging a career-high 15.9 points on .669 shooting (1st in NBA), 12.9 rebounds (4th in NBA), 2.0 assists and 2.3 blocks (4th in NBA) in 31.8 minutes ... Logged a career-high 66 double-doubles (2nd in NBA) this season ... scored in double figures in a career-high 75 games ... Earned Western Conference Player of the Week for games played from March 11 through March 17, averaging 16.5 points on .694 shooting, 15.5 rebounds and 2.3 blocks during that stretch ... Ranked first in the in screen assists points (13.7), first in screen assists (5.9), tied for first in real defensive plus/minus (5.1) and second in total win shares (14.5) ... set an NBA record for dunks in a single season with 306 ... Gobert totaled 1,284 points on .669 shooting and 1,041 rebounds (2nd in NBA), becoming just the second player in NBA history to total 1,200+ points on .650 or better shooting and 1,000+ rebounds (Wilt Chamberlain, 1966-67)... **2017-18 (Utah):** Has appeared in 56 games (all starts), averaging 13.5 points, 10.7 rebounds, 1.4 assists and 2.3 blocks in 32.4 minutes ... Scored a season-high 26 points vs. MIN (3/2) ... Recorded a career-high six assists vs. DAL (10/30) ... Connected on a career-high 12 free throws vs. MIN (3/2) ... Scored 23 points (7-of-10 FG) to go with 14 rebounds and three blocks in his return on 1/19 after missing 15 games with a PCL strain/bone bruise ... Posted 31 double-doubles... **2016-17 (Utah):** Appeared in 81 contests (all starts), posting averages of 14.0 points, 12.8 rebounds, 2.6 blocks (all career highs) and 1.2 assists in 33.9 minutes per game... Scored a career-high 35 points vs. NYK (3/22)... Finished second in the NBA in offensive rating (129.1) and third in defensive rating (99.2)... First Jazzman in franchise history to record 1,000 points, 1,000 rebounds and 200 blocks in a season and the first player in the NBA since Dwight Howard in 2009-10. In the last 20 years, it has only been accomplished by Dwight Howard, Tim Duncan and Shaquille O'Neal ... **2015-16 (Utah):** Appeared in 61 games (60 starts), averaging 9.1 points on 55.9% shooting, 11.0 rebounds and 2.2 blocks in 31.7 minutes... First time in his career averaging double-digit rebounds... Recorded 20 double-doubles, including a 12-point/season-high-tying 19 rebound performance on Feb. 27 vs. Brooklyn... **2014-15 (Utah):** Appeared in 82 games (37 starts), averaging 8.4 points, 9.5 rebounds and 2.3 blocks in 26.3 minutes ... Recorded the second most blocked shots in the NBA (189), becoming only the third Jazz player to ever log 180-plus blocks in a season (Mark Eaton—10 times, Andrei Kirilenko—two times) ... Recorded an NBA-best 134 blocked shots after the All-Star break ... Joined Derrick Favors as the only Jazz duo since 2003-04 to both finish with 100-or-more blocks in a season (Andrei Kirilenko—215 and Greg Ostertag—139) ... Rising Stars Challenge participant at NBA All-Star Weekend ... **2013-14 (Utah):** Appeared in 45 games ... Averaged 2.3 points, 3.4 rebounds and 0.9 blocks in 9.6 minutes.

NBA PLAYOFF NOTES

2022 (Utah): Started in all six playoff games, averaging 12.0 points, 13.2 rebounds and 1.0 block per game... His 13.2 rebounds per game ranked tied for third in the NBA during the 2022 playoffs... **2021 (Utah):** Started in all 11 playoff games, averaging 14.7 points, 2.1 blocks and a postseason career-best 12.3 rebounds per game... Shot 74.1 percent from the field and 63.6 percent from the free throw line... Grabbed a playoff career-high 20 rebounds in Game 2 vs. the Clippers... Posted nine double-doubles... **2020 (Utah):** Started in all seven playoff games, averaging postseason career-highs in points (16.9) and rebounds (11.4)... Tallied five double-doubles... **2019 (Utah):** Appeared in five games (all starts), averaging 11.2 points, 10.2 rebounds and 2.6 blocks in 30.4 minutes... Logged two double-doubles, posting 22 points on 8-10 shooting and 12 rebounds in Game 1 at Houston (4/14)... swatted a postseason career-high seven shots in Game 3, adding 10 points and eight rebounds in 33 minutes (4/20)... **2018 (Utah):** Played in all 11 games (all starts), averaging 13.2 points, 10.7 rebounds and 2.3 blocks in 34.8 minutes... totaled seven double-doubles... recorded a career-high five blocks, including 12 points and nine rebounds in 34 minutes at Houston (5/8/18)... **2017 (Utah):** Appeared in nine games (all starts), averaging 11.6 points, 9.9 rebounds, 1.2 assists, 1.0 steals and 1.3 blocks in 27.3 minutes per game... Tallied five double-doubles... Led the Jazz to their first playoff-series win (Los Angeles Clippers, 4-3) since the 2009-10 season (Denver)... Missed two games due to injury (hyperextended left knee).



RUDY GOBERT • #27 • CENTER

INTERNATIONAL NOTES

Represented France in the 2022 FIBA EuroBasket. France finished group phase 3-2, defeating Lithuania, Hungary, and Bosnia. Gobert led France in rebounding in four of those contests, averaging 9.0 rebounds per game and tallied two double-doubles. In the Round of 16 against Turkey, Gobert led France in points (20) and rebounds (17) in the 87-86 overtime win to advance to the quarterfinals. France beat Italy in another overtime performance during the quarterfinals, 93-85, with another big rebounding performance from Gobert, who led all rebounders with 14. In the semi-finals, France defeated Poland in a decisive 95-54 victory, before falling short in the finals to Spain, 76-88, capturing a silver medal. For the tournament, Gobert averaged 12.8 points on 64.7% shooting, 9.8 rebounds and 1.2 blocks in 27.1 minutes per game...Led the French National Team to a silver medal at the 2020 (played in 2021) Olympic Games in Tokyo, becoming the first member of the Jazz to earn an Olympic medal since Deron Williams and Carlos Boozer helped the USA win Gold in 2008... During the Gold Medal Game against Team USA, he scored a team-high 16 points and eight rebounds... Named to the Men's All-Star Five for the Tokyo Olympics by FIBA... Also competed with the France Men's Basketball Team at the 2016 Summer Olympic Games in Brazil ... Competed at the 2015 FIBA EuroBasket for the France Men's National Team ... Won a bronze medal with the France Men's Basketball Team at the 2014 FIBA World Cup ... Averaged 4.0 points and 3.8 rebounds in 14.3 minutes ... Named to the Samsung 2014 All-NBA Summer League Second Team in Las Vegas, averaging 11.8 points, 9.8 rebounds and 2.5 blocks in 23.8 minutes over four games ... Was a member of the French U20 National Team in 2011 and 2012, as well as the French U18 National Team in 2010 ... Won a silver medal at the 2012 FIBA Europe U20 Championship and a bronze in 2011.

PERSONAL NOTES

Born on June 26, 1992 in Saint-Quentin, France ... Last name is pronounced "go-BARE" ... Father played collegiate basketball at Marist College ... Owns a 7-9 wingspan and 9-7 standing reach, the largest ever recorded at the NBA Draft Combine ... Wears a size 20 shoe ... Hosted youth basketball camps in his hometown in the summer of 2015 and 2016 ... Brings summer basketball camp MVPs to Utah to visit and attend Jazz games during the season ... Helped host a clinic for refugee children living in Utah ... Participated in a Junior Jazz clinic for 40 youth along with Raul Neto ... Helped with the Utah Food Bank "Beat Hunger by a Mile" by collecting food donations for people in need ... Chose jersey No. 27 because he was the 27th overall pick in the 2013 NBA Draft ... Was a boxer when he was younger ... If he wasn't a basketball player, he would participate in a combat sport - such as boxing or MMA ... Favorite TV show is Game of Thrones and favorite movie is Lord of the Rings.

SOCIAL MEDIA

Twitter: @rudygobert15
 Instagram: rudygobert27

CAREER HIGHS



RUDY GOBERT • #27 • CENTER

	REGULAR SEASON			PLAYOFFS		
POINTS	35	3/22/2017	NYK @ UTA	24	8/21/2020	DEN @ UTA
FIELD GOALS	13	3/22/2017	NYK @ UTA	11	8/21/2020	DEN @ UTA
FG ATTEMPTS	20	1/27/2021	DAL @ UTA	15	8/21/2020	DEN @ UTA
3-POINT FG	---			---		
3-POINT FGA	2	4/2/2022	UTA @ GSW	1	6/12/2021	UTA @ LAC
FREE THROWS	15	12/20/2021	CHA @ UTA	11	8/21/2020	DEN @ UTA
FT ATTEMPTS	19	12/19/2019	UTA @ ATL	15	8/21/2020	DEN @ UTA
OFF. REBOUNDS	13	3/22/2017	NYK @ UTA	7	6/18/2021	UTA @ LAC (3 TIMES)
DEF. REBOUNDS	22	1/14/2019	DET @ UTA	19	6/10/2021	UTA @ LAC
REBOUNDS	28	3/14/2021	UTA @ GSW	20	6/10/2021	UTA @ LAC
ASSISTS	8	1/12/2019	CHI @ UTA	4	5/6/2017	GSW @ UTA
STEALS	5	2/5/2016	MIL @ UTA	5	4/25/2017	UTA @ LAC
TURNOVERS	6	10/18/2017	DEN @ UTA (3 TIMES)	4	4/18/2022	UTA @ DAL (TWICE)
BLOCKED SHOTS	9	3/22/2021	UTA @ CHI	7	4/20/2019	HOU @ UTA
MINUTES	44	2/22/2019	UTA @ OKC	43	8/25/2020	UTA @ DEN

NBA REGULAR SEASON STATS

YEAR	TEAM	G	MIN	-- FIELD GOALS --			-- 3-POINT FG --			-- FREE THROWS --			-- REBOUNDS --			AST	STL	TO	BLK	PTS	AVG
				FG	FGA	PCT	FG	FGA	PCT	FT	FTA	PCT	OFF	DEF	TOT						
13-14	UTA	45	434	36	74	.486	---	---	---	32	65	.492	51	104	155	7	8	32	41	104	2.3
14-15	UTA	82	2158	258	427	.604	0	2	.000	170	273	.623	265	510	775	109	64	111	189	686	8.4
15-16	UTA	61	1932	198	354	.559	---	---	---	161	283	.596	208	460	668	91	45	114	135	557	9.1
16-17	UTA	81	2744	413	625	.661	0	1	.000	311	476	.653	314	721	1035	97	49	147	214	1137	14.0
17-18	UTA	56	1816	276	444	.661	---	---	---	204	299	.682	165	436	601	80	44	107	129	756	13.5
18-19	UTA	81	2577	476	712	.669	---	---	---	332	522	.636	309	732	1041	161	66	130	187	1284	15.9
19-20	UTA	68	2333	386	557	.693	---	---	---	254	403	.630	230	868	916	101	51	130	135	1026	15.1
20-21	UTA	71	2187	391	579	.675	0	4	.000	233	374	.623	240	720	960	89	40	118	190	1015	14.3
21-22	UTA	66	2120	362	508	.713	0	4	.000	303	439	.690	241	727	968	72	45	119	137	1027	15.6
TOTALS		611	18301	2796	4280	.653	0	11	.000	2000	3134	.638	2023	5096	7119	807	412	1008	1357	7592	12.4

NBA PLAYOFF STATS

YEAR	TEAM	G	MIN	-- FIELD GOALS --			-- 3-POINT FG --			-- FREE THROWS --			-- REBOUNDS --			AST	STL	TO	BLK	PTS	AVG
				FG	FGA	PCT	FG	FGA	PCT	FT	FTA	PCT	OFF	DEF	TOT						
2017	UTA	9	246	40	63	.635	---	---	---	24	50	.480	22	67	89	11	9	9	12	104	11.6
2018	UTA	11	383	55	84	.655	---	---	---	35	58	.603	43	75	118	11	10	21	25	145	13.2
2019	UTA	5	152	19	32	.594	---	---	---	18	23	.783	23	28	51	7	3	9	13	56	11.2
2020	UTA	7	270	48	74	.649	---	---	---	22	42	.524	24	56	80	8	4	9	10	118	16.9
2021	UTA	11	376	60	81	.741	0	1	.000	42	66	.636	43	92	135	9	6	17	23	162	14.7
2022	UTA	6	197	21	33	.636	---	---	---	30	44	.682	21	58	79	3	1	8	6	72	12.0
TOTALS		49	1624	243	367	.662	0	1	.000	171	283	.604	176	376	552	49	33	73	89	657	13.4



NATHAN KNIGHT • #13 • FORWARD

HEIGHT:

6-8

WEIGHT:

250 lbs

BIRTHDATE:

September 20, 1997 in Syracuse, New York

COLLEGE:

William & Mary

HIGH SCHOOL:

Nottingham High School in Syracuse, New York

EXPERIENCE:

2 Years

ACQUIRED:

Via free agency on August 6, 2021

DRAFTED:

2020, Undrafted





NATHAN KNIGHT • #13 • FORWARD

2021-22 NBA SEASON (MINNESOTA)

Saw action in 37 games for the Timberwolves, including two starts....averaged 3.7 points on 51.1% shooting, 2.3 rebounds and 0.6 assists per game...Knight was one of five Timberwolves bench players (six overall) in double-figures against Chicago on April 10, finishing with a team-high 17 points on 7-of-12 shooting and a team-high eight rebounds. It marked the first time this season Knight has led the Wolves in a game and the third time leading the team in rebounding. He scored 11 of his 17 points in the fourth quarter, his season-high for points in a single quarter and tied his career-high...On Mar. 4 after scoring a game-high 33 points along with 12 rebounds earlier in the day with the Iowa Wolves, was transferred to the Timberwolves and grabbed three rebounds in 5:04 minutes of action against the OKC Thunder later in the evening. Per Elias Sports, tonight marked the first time since the inception of a Timberwolves NBA G League team, that a player played in a G League game and an NBA game in the same day... On Dec. 28 vs New York, tallied eight points, seven rebounds, two assists and one block. From Dec. 23 at Utah to Dec. 31 at Utah, recorded a block in four straight games, the longest streak of his career...In his first career start on Dec. 27 vs Boston, notched a career-high 20 points (surpassing his previous mark of 16 on Mar. 14, 2021 vs Cleveland) and a career-high 11 rebounds, accounting for his second career double-double.

NBA CAREER NOTES

Re-signed with the Timberwolves on July 25, 2022...**2020-21 (Atlanta):** Played in 33 games for the Atlanta Hawks while averaging 3.8 points on 37.0% shooting and 2.2 rebounds in 8.5 minutes per game...His best game of the season came on Dec. 26 at Memphis, when he scored 14 points in nine minutes of action, becoming the first rookie in Hawks franchise history to total at least 14 points in nine minutes or less...He appeared in six playoff games with Atlanta in 2020-21, totaling four points and six rebounds...Played for the Timberwolves entry in the 2021 MGM Resorts NBA Summer League in Las Vegas, averaging 13.0 points, 5.6 rebounds and 3.2 assists in five games, all starts. The 6-8 forward tallied 19 points and nine rebounds in Minnesota's 91-89 win over San Antonio on August 9... Signed a two-way contract with the Timberwolves on August 6, 2021

NBA PLAYOFF NOTES

2021 (Atlanta): Appeared in six games for the Hawks during the 2020-21 playoffs where he totaled four points, six rebounds and two blocks.

COLLEGE NOTES

Played four seasons at William & Mary, averaging 17.1 points, 7.7 rebounds and 2.1 assists in 125 games... **2019-20:** Named the Lou Henson National Player of the Year by CollegelInsider.com, which is presented annually to the nation's top Division I mid-major player ... Selected as Basketball Times National Mid-Major Player of the Year ... Became just the second player in league history to be named both the CAA Player and Defensive Player of the Year in the same season in 2020 ... Selected as one of five finalists for the Kareem Abdul-Jabbar Center of the Year Award for the second-straight season ... One of only three players nationally to be a top five finalists for a Naismith Starting 5 award ... Selected as one of 10 finalists for the Senior CLASS Award, which recognizes excellence in community, classroom, character and competition ... Named to the watch list for the USBWA Oscar Robertson Trophy in December and the midseason list for the 2020 Citizen Naismith Trophy Men's Player of the Year presented by the Atlanta Tipoff Club in February ... Named one of 31 finalists for the Lute Olsen National Player of the Year Award presented by CollegelInsider.com ... Selected as a 2020 Lefty Driesell Defensive All-American ... Only of 10 players from outside of the ACC and Big Ten on the USBWA All-District III ... Named All-CAA First Team for the second-straight season and became the 15th player in CAA history to be named to the All-Defensive Team on three occasions ... Fourth W&M player to be named to VaSID State Player of the Year...Named VaSID All-State First Team...**2018-19:** Named one of five finalists for the for the 2019 Kareem Abdul-Jabbar Center of the Year Award presented by the Naismith Memorial Basketball Hall of Fame ... A Lou Henson Mid-Major All-American ... An All-CAA First Team selection ... Named to the NABC All-District 10 First Team ... For the second-straight year, selected to the CAA All-Defensive Team ... Selected to the VaSID All-State First Team for the second-straight year ... Recognized as W&M's Team MVP and co-Defensive MVP ... Named to both the preseason and midseason watch lists for the Lou Henson Mid-Major Player of the Year presented by CollegelInsider.com ... Averaged 21 points, 8.6 rebounds, 3.5 assists and 2.3 blocked shots per game and became the first college basketball player since Tim Duncan at Wake Forest in 1996-97 to average 20 points, eight rebounds, three assists and two blocked shots per game ... His scoring average is the highest for a Tribe player since 1968 and his 651 points rank fourth in program history ... Set a program record with three-straight 30-point games...**2017-18:** Averaged 18.5 points, 7.3 rebounds, 2.2 assists and 2.0 blocked shots per game in 2017-18 ... Shot 57.8 percent from the field, which ranked fifth in the CAA and 31st nationally, and 76.9 percent from the free throw line ... Ranked fifth in the CAA and 89th nationally in scoring ... Was seventh in the CAA in rebounding... Came in 45th nationally and second in the CAA in blocked shots ... Recorded nine double-doubles on the year, including a trio of the 30-point, 10-rebound double-doubles ... Ranked fourth in the CAA and 82nd in the country in double-doubles...**2016-17:** Averaged 8.2 points, 4.4 rebounds, 1.1 assists and 1.3 blocked shots per game in just 17.2 minutes per game ... Appeared in all 31 games with five starts ... Led the CAA in blocked shots at 1.3 per game, which also ranked seventh in Tribe history ... Ranked 90th nationally, according to ESPN.com, in field goal percentage (58.4) among players who attempted five or more per game...Became the 21st W&M player and ninth under head coach Tony Shaver to be named to the CAA All-Rookie Team.

PERSONAL NOTES

Son of Joslyn Knight...Earned his degree from W&M's prestigious Raymond A. Mason School of Business in business analytic.

SOCIAL MEDIA

Twitter: @nateknight

Instagram: nateknight



NATHAN KNIGHT • #13 • FORWARD

CAREER HIGHS

	REGULAR SEASON			PLAYOFFS		
POINTS	22	1/30/2022	UTA @ MIN	24	4/29/2022	MEM @ MIN
FIELD GOALS	9	1/30/2022	UTA @ MIN	8	4/29/2022	MEM @ MIN
FG ATTEMPTS	18	12/23/2021	MIN @ UTA	9	4/29/2022	MEM @ MIN
3-POINT FG	5	2/28/2022	MIN @ CLE	5	4/29/2022	MEM @ MIN
3-POINT FGA	9	3/31/2021	NYK @ MIN	6	4/29/2022	MEM @ MIN
FREE THROWS	5	2/16/2022	TOR @ MIN (TWICE)	4	4/23/2022	MEM @ MIN
FT ATTEMPTS	6	2/16/2022	TOR @ MIN (TWICE)	4	4/23/2022	MEM @ MIN
OFF. REBOUNDS	4	1/2/2022	MIN @ LAC (TWICE)	4	4/16/2022	MIN @ MEM
DEF. REBOUNDS	10	10/27/2021	MIN @ MIL	3	4/29/2022	MEM @ MIN (TWICE)
REBOUNDS	11	10/27/2021	MIN @ MIL	7	4/29/2022	MEM @ MIN
ASSISTS	7	12/23/2021	MIN @ UTA	2	4/16/2022	MIN @ MEM
STEALS	4	2/15/2022	CHA @ MIN (TWICE)	1	4/21/2022	MEM @ MIN (TWICE)
TURNOVERS	4	12/23/2021	MIN @ UTA	4	4/21/2022	MEM @ MIN
BLOCKED SHOTS	5	12/28/2021	NYK @ MIN	3	4/19/2022	MIN @ MEM (TWICE)
MINUTES	44	4/9/2021	MIN @ BOS	34	4/29/2022	MEM @ MIN

NBA REGULAR SEASON STATS

YEAR	TEAM	G	MIN	- FIELD GOALS -			- 3-POINT FG -			- FREE THROWS -			- REBOUNDS -			AST	STL	TO	BLK	PTS	AVG
				FG	FGA	PCT	FG	FGA	PCT	FT	FTA	PCT	OFF	DEF	TOT						
20-21	ATL	33	27.9	37	100	.370	6	33	.182	44	55	.800	27	45	72	8	9	15	10	124	3.8
21-22	MIN	37	26.7	45	88	.511	4	13	.308	44	60	.733	32	53	85	22	7	18	8	138	3.7
TOTALS		70	546	82	188	.436	10	46	.217	88	115	.765	59	98	157	30	16	33	18	262	3.7

NBA PLAYOFFS STATS

YEAR	TEAM	G	MIN	- FIELD GOALS -			- 3-POINT FG -			- FREE THROWS -			- REBOUNDS -			AST	STL	TO	BLK	PTS	AVG
				FG	FGA	PCT	FG	FGA	PCT	FT	FTA	PCT	OFF	DEF	TOT						
2021	ATL	6	14	2	7	.286	0	2	.000	0	2	.000	0	6	6	0	0	0	2	4	0.7
TOTALS		6	14	2	7	.286	0	2	.000	0	2	.000	0	6	6	0	0	0	2	4	0.7



JADEN MCDANIELS • #3 • FORWARD

HEIGHT:

6-9

WEIGHT:

195 lbs

BIRTHDATE:

September 29, 2000 in Seattle, Washington

COLLEGE:

Washington

HIGH SCHOOL:

Federal Way High School in Federal Way, Washington

EXPERIENCE:

2 Years

ACQUIRED:

Via trade from Oklahoma City on November 20, 2020

DRAFTED:

2020, 1st round (28th overall) by the Los Angeles Lakers



**JADEN MCDANIELS • #3 • FORWARD****2021-22 NBA SEASON (MINNESOTA)**

Completes his sophomore campaign in the NBA, averaging career-bests across the board, including 9.2 points, 4.2 rebounds and 1.1 assists in 70 games played... The NBA announced on Feb. 1 that McDaniels was named to the 2022 Clorox Rising Stars roster. On Friday night as part of Team Poyton, he scored 12 points, and grabbed two rebounds in a 50-48 loss to Team Barry... On Mar. 7 vs Portland, registered his 500th career rebound and with his second point he eclipsed the 1,000th career point mark. He finished the night with eight points and five rebounds. In 17:50 minutes off the bench on Feb. 28 at Cleveland, registered 17 points, shooting 6-of-9 from the floor, including draining a career-high five threes. He became the eighth Timberwolves player this season to connect on at least five shots from deep...In 30:18 off the bench, registered 18 points on 6-of-13 shooting for his third-straight and 22nd double-digit scoring effort of the season. He added seven rebounds for his sixth 15+ points/5+ rebounds game of the season (10th career) Against Charlotte on Feb. 15, scored 18 points, grabbed six rebounds and swiped a career-high-tying four steals (Oct. 20 vs Houston). This accounted for his 21st double-figure scoring effort of the season...On Feb.6 vs. Detroit, tallied 13 points, four rebounds and three blocks in 24:33 minutes off the bench. This is his third game of the season registering three-or-more blocks in a game. He became the second player in team history, joining Eddie Griffin to have multiple games off the bench with three made triples and three blocks... In Detroit on Feb. 3, notched his 17th double-digit performance of the season with 10 points, shooting 4-of-8 from the field...On Jan. 30 vs Utah, registered a career-high 22 points on 9-of-9 shooting, marking his second career game with 20+ points. There has been only one other player in Timberwolves history to shoot perfect from the field (minimum nine field goals attempted), joining Dante Cunningham on Feb. 2, 2013 vs. New Orleans Hornets...On Jan. 27 at Golden State notched 14 points, his 15th double-digit effort of the season and second in his last three games. He added four rebounds, one assist, one steal and one block in 32:59 minutes of action...On Jan. 23 vs Brooklyn, finished the night scoring 14 points and grabbing four rebounds, accounting for his 14th double-digit scoring effort of the season...Recorded his seventh double-figure scoring effort over an eight game stretch, he led the Minnesota reserves with a season-high-tying 18 points on 7-of-10 shooting, including a career-high-tying 4-of-5 from deep on Jan. 3 vs LA Clippers. McDaniels tallied 11 of his 18 points in the 2nd quarter, tying a career-high for points in a quarter (second quarter vs. New York on Mar. 31, 2021).

NBA CAREER NOTES

Acquired by Minnesota via trade from Oklahoma City on November 20, 2020... Drafted number 28 overall in the 2020 NBA Draft. Signed with the Timberwolves on November 30, 2020...2020-21 (MINNESOTA): Wrapped up his rookie season averaging 6.8 ppg on 44.7% shooting, 3.7 rpg, 1.1 apg and 1.0 bpg in 63 games played...Among all rookies, the Federal Way, Wash. native ranked second in total blocks (60) and 10th in total three-pointers (72) ...Started his first NBA game on Feb. 17 vs. Indiana where he tallied 11 points, four rebounds and three blocks, connecting on 3-of-6 from beyond the arc, becoming the fourth Timberwolves rookie to have such stat line...On Mar. 11 at New Orleans, he recorded a career-high 20 points on a career-best 8-of-9 from the field along with a career-high 4-of-5 from deep, four rebounds and three blocks...He became the ninth Timberwolves rookie to have 20+ points/8+ FGs/4+ 3FGs/4+ rebounds/3+ blocks in a game and the first since Karl-Anthony Towns did so on Mar. 23, 2016 vs. Sacramento... On Mar. 29 vs Brooklyn tallied 13 points, seven rebounds, four assists and four blocks...This marked the second time McDaniels swatted away four blocks in a game, becoming the eighth Timberwolves rookie and first since Karl-Anthony Towns (2016) to have multiple games with 4+ blocks in their rookie season...He became one of three Timberwolves rookies in franchise history to have such stat line joining Christian Laettner (1992-93) and most recently Kevin Garnett (1995-96).

NBA PLAYOFF NOTES

2022 (Minnesota): Appeared in his first career playoff series with during the Timberwolves' first round matchup with the Memphis Grizzlies, playing in all six games...Averaged 9.3 points on 52.9% shooting, including 50.0% from three-point range... In 33:27 minutes of action off the bench during game 6 on April 29, McDaniels ended the game with a playoff career-high 24 points on 8-of-9 shooting, including a playoff career-high 5-of-6 from deep, the most points off the bench in a playoff game in franchise history. Teammate Malik Beasley had the previous franchise playoff record for most points off the bench in a playoff game with 23 in Game 1 at Memphis on April 16...McDaniels became the sixth player in Timberwolves history (first off the bench) to connect on 5+ three-pointers in a playoff game.

COLLEGE NOTES

2019-20 (Washington): Played in 31 games (21 starts for University of Washington ... Named Pac-12 Freshman of the Week ... scored in double digits on 24 occasions ... Tallied a season high 22 points on Dec. 12 vs Ball St... Recorded a career-best 15 rebounds in his first career double-double at Stanford as he also scored 18 points ... Swatted a career-best six blocks and added 11 points, seven rebounds, three assists and two steals against USC ... Pulled down 13 rebounds against Hawai'i while adding three steals and two blocks ... Led the team with 22 points in a win over Ball State on 8-of-15 shooting from the field ... knocked in 4 from long distance and added four rebounds, three assists and three blocks ... Added 15 points on 6-of-10 shooting from the field while pulling down seven rebounds against No. 9 Gonzaga...also dished out a career-high five assists ... Notched 17 points and two rebounds in just 24 minutes against Eastern Washington ... Posted his second-straight 20-point outing against South Dakota and added five rebounds alongside three assists and one steal ... Recorded a career-high 20 points on 7-of-10 shooting including two made from long distance against San Diego ... Added 16 points, two assists, two steals and four rebounds against Tennessee while knocking down a career-best two from long distance ... Led the team in rebounding for the second-straight game with nine boards against Mount St. Mary's ... registered four assists, two blocks and two steals ... Opened the season with 18 points on 50 percent shooting from the field including a 7-of-8 mark from the charity stripe against No. 16 Baylor ... also added a team-high eight rebounds and tallied four blocks.

PERSONAL NOTES

In high school, was a member of the American Sign Language Club and volunteered on behalf of an elementary school reading initiative...Son of Will McDaniels and Angela Jackson...McDaniels is a cousin of former NBA player Juwan Howard...Older brother, Jalen, plays for the Charlotte Hornets.



JADEN MCDANIELS • #3 • FORWARD

SOCIAL MEDIA

Twitter: @jmcDaniels7
 Instagram: jmcDaniels7

CAREER HIGHS

	REGULAR SEASON		PLAYOFFS	
POINTS	22	1/30/2022	UTA @ MIN	24
FIELD GOALS	9	1/30/2022	UTA @ MIN	8
FG ATTEMPTS	18	12/23/2021	MIN @ UTA	9
3-POINT FG	5	2/28/2022	MIN @ CLE	5
3-POINT FGA	9	3/31/2021	NYK @ MIN	6
FREE THROWS	5	2/16/2022	TOR @ MIN (TWICE)	4
FT ATTEMPTS	6	2/16/2022	TOR @ MIN (TWICE)	4
OFF. REBOUNDS	4	1/2/2022	MIN @ LAC (TWICE)	4
DEF. REBOUNDS	10	10/27/2021	MIN @ MIL	3
REBOUNDS	11	10/27/2021	MIN @ MIL	7
ASSISTS	7	12/23/2021	MIN @ UTA	2
STEALS	4	2/15/2022	CHA @ MIN (TWICE)	1
TURNOVERS	4	12/23/2021	MIN @ UTA	4
BLOCKED SHOTS	5	12/28/2021	NYK @ MIN	3
MINUTES	44	4/9/2021	MIN @ BOS	34
				4/29/2022
				MEM @ MIN
				4/29/2022
				MEM @ MIN
				4/29/2022
				MEM @ MIN
				4/29/2022
				MEM @ MIN
				4/23/2022
				MEM @ MIN
				4/16/2022
				MIN @ MEM
				4/29/2022
				MEM @ MIN (TWICE)
				4/29/2022
				MEM @ MIN
				4/16/2022
				MIN @ MEM
				4/21/2022
				MEM @ MIN (TWICE)
				4/21/2022
				MEM @ MIN
				4/19/2022
				MIN @ MEM (TWICE)
				4/29/2022
				MEM @ MIN

NBA REGULAR SEASON STATS

YEAR	TEAM	— FIELD GOALS —			— 3-POINT FG —			— FREE THROWS —			— REBOUNDS —			AST	STL	TO	BLK	PTS	AVG		
		G	MIN	FG	FGA	PCT	FG	FGA	PCT	FT	FTA	PCT	OFF							DEF	TOT
20-21	MIN	63	1511	164	367	.447	72	198	.364	27	45	.600	54	180	232	71	35	47	60	172	6.8
21-22	MIN	70	1803	255	554	.460	80	252	.317	57	71	.803	76	217	293	79	52	75	54	647	9.2
TOTALS		133	3314	419	921	.455	152	450	.338	84	116	.724	128	397	525	150	87	122	114	1074	8.1

NBA PLAYOFFS STATS

YEAR	TEAM	— FIELD GOALS —			— 3-POINT FG —			— FREE THROWS —			— REBOUNDS —			AST	STL	TO	BLK	PTS	AVG		
		G	MIN	FG	FGA	PCT	FG	FGA	PCT	FT	FTA	PCT	OFF							DEF	TOT
2022	MIN	6	130	18	34	.529	10	20	.500	10	12	.833	5	12	17	4	2	6	11	56	9.3
TOTALS		6	130	18	34	.529	10	20	.500	10	12	.833	5	12	17	4	2	6	11	56	9.3



JORDAN MCLAUGHLIN • #6 • GUARD

HEIGHT:

5-11

WEIGHT:

178 lbs

BIRTHDATE:

April 9, 1996 in Pasadena, California

COLLEGE:

USC

HIGH SCHOOL:

Etiwanda High School in Rancho Cucamonga, California

EXPERIENCE:

3 Years

ACQUIRED:

Via free agency on July 20, 2019

DRAFTED:

2018, Undrafted



**JORDAN MCLAUGHLIN • #6 • GUARD****2021-22 NBA SEASON (MINNESOTA)**

Wrapped up his third NBA season by making 62 appearances, 59 in a reserve role... On Mar. 25 vs Dallas, McLaughlin tallied a season-high 16 points on a season-high 6-of-8 shooting, including a season-best 3-of-5 from deep. He added five rebounds and three assists on the night in 20:06 minutes off the bench... On Mar. 7 vs Portland, registered 11 points and six assists, scoring 10 points in the first half. Those 10 points accounted for his second career 10+ point first half and first of the season... On Mar. 5 vs Portland, in 21:06 minutes off the bench, finished with seven assists and six steals. McLaughlin became the fifth player in Timberwolves history and first since Corey Brewer on Nov. 19, 2014 to have six-or-more steals off the bench... Against the Warriors on Mar. 1, finished with three points, five rebounds, a team-high-tying three steals and a game-high +17. The +17 marked his fourth highest +/- of the season... On Feb. 8 at Sacramento, notched his first double-double of the season (third career), finishing with 11 points on a career high 5-of-5 from the field and a career-high-tying 11 assists with zero turnovers. McLaughlin grabbed five rebounds on the night in 19:28 of action, he became the first player off the bench in Timberwolves history (10th overall) to have 10+ points/5+ rebounds/10+ assists/0 turnovers in a game... In his third start of the season on Jan. 30 vs Utah, he scored 12 and a career-high-tying four steals, his first double-digit performance of the season (15th career). He became the fifth Timberwolves player this season to swipe at least four steals in a game... On Dec. 31 at Utah, finished with two points and a season-high three steals, accounting for his third game of the season with multiple steals... On Dec. 27 vs Boston, tallied five points and a career-high-tying six rebounds, the fourth game he has grabbed five-or-more rebounds. He added a season-high 10 assists, his third career game dishing out 10+ assists and the first time since he registered 10 assists on Feb. 23, 2020 at Denver. He became the 15th player in team history to have five-or-fewer points and 10+ assists in the same game... Competed in his 100th career game on Dec. 17 vs L.A. Lakers playing 4:06 minutes.

NBA CAREER NOTES

Signed a multi-year contract with the Timberwolves on September 14, 2021... Signed a two-way contract with the Timberwolves on December 17, 2020... Signed a two-way contract with the Timberwolves on July 10, 2019... Signed an Exhibit 10 contract with the Brooklyn Nets on August 2, 2018... **2020-21 (Minnesota):** Appeared in 51 games (2 starts) for the Timberwolves where he averaged 5.0 points, 2.1 rebounds, 3.8 assists and 1.0 steals in 18.4 minutes per game... Dished out a team-high seven assists off the bench on Jan. 20 vs Orlando along with his six points, marking his fifth game with 7+ assists off the bench becoming the 14th Timberwolves player to have five or more games off the bench with at least seven assists... On Feb. 12 at Charlotte registered a career-high-tying four steals (Mar. 1, 2020 vs Dallas) in 22:15 minutes of play off the bench, becoming the 17th player in club history to have multiple games with 4+ steals off the bench... On Apr. 3 at Philadelphia, finished with 12 points, nine assists, six rebounds and three steals in a career-high 41:43 of action, becoming the 18th Timberwolves player in team history to record such stat line... The Apr. 3 game also marked his first career game with 10+ points/5+ rebounds/5+ assists... **2019-20 (Minnesota/Iowa):** In 30 games (2 starts) with the Timberwolves, averaged 7.6 points on 48.9% shooting, 1.6 rebounds, 4.2 assists and 1.1 steals in 19.7 minutes per game... Hit the game-winning shot with 8.0 seconds remaining Feb. 26 at Miami... Finished that game with 13 points and five assists... Made his NBA debut Nov. 6 at Memphis, scoring five points in 21:44 minutes of play... Made his first NBA start Feb. 8 vs. The Los Angeles Clippers, recording his first double-double by posting career highs of 24 points and 11 assists... Recorded his second career double-double Feb. 23 with 15 points and 10 assists, becoming the sixth Timberwolves rookie, and first since Zach LaVine in 2015, to have multiple point/assist double-doubles in their rookie season... Snagged a career-high four steals Mar. 1 vs. Dallas... Led the Timberwolves in assists five times... In 23 games with the Iowa Wolves, averaged 16.6 points, on 50.0% shooting, 4.5 rebounds, 6.4 assists and 2.3 steals in 31.4 minutes per game... Played for the Timberwolves entry in the 2019 MGM Resorts NBA Summer League in Las Vegas, averaging 9.9 points, 3.9 rebounds and 5.0 assists in seven games, all starts. The 6-1 guard tallied 17 points, seven rebounds and six assists in Minnesota's 90-87 win over Miami on July 10 and eight points and nine assists in the Wolves' quarterfinal win over Dallas on July 13... Played for the Timberwolves entry in the 2019 MGM Resorts NBA Summer League in Las Vegas, averaging 9.9 points, 3.9 rebounds and 5.0 assists in seven games, all starts. The 6-1 guard tallied 17 points, seven rebounds and six assists in Minnesota's 90-87 win over Miami on July 10 and eight points and nine assists in the Wolves' quarterfinal win over Dallas on July 13... **2018-19 (Long Island— NBA G League):** Averaged 15.0 points, 3.2 rebounds, 4.6 assists and 1.6 steals in 39 games for the Long Island Nets... Played in five playoff games for Long Island, averaging 16.8 points, 5.2 rebounds and 5.6 assists.

NBA PLAYOFF NOTES

2022 (Minnesota): Made the playoffs for the first time in his career during the Wolves' first round matchup against the Memphis Grizzlies... Appeared in five games, averaging 6.2 points on 70.6% shooting, including 57.1% from deep, 2.4 rebounds and 3.4 assists per game... Saw his best performance of the playoffs on April 23 in game 4 when he scored 16 points in 5-of-6 shooting, including a perfect 4-of-4 from deep.

COLLEGE NOTES

Played four seasons at USC, averaging 12.9 points, 3.5 rebounds, 5.8 assists and 1.7 steals in 128 games... Was the third Pac-12 player ever to record more than 600 assists and 1,600 points over a career... **2017-18:** Started all 36 games, averaging 12.8 points, 3.7 rebounds, a team-high 7.8 assists and 2.0 steals... Was a First Team All-Pac 12 selection... Named to the All-District IX Team by the USBWA and First Team All-District 20 by the NABC... Had the third-highest assists per game in Division I... **2016-17:** Started all 36 games, averaging 12.9 points, 3.6 rebounds and 5.5 assists per game... Was named All-Pac-12 Honorable Mention. Ranked second among Pac-12 players with 197 assists and fourth with a 2.5 assist to turnover ratio... Scored winning basket to finish with 22 points in 94-92 OT win vs. Wyoming in the Las Vegas Classic title game and was named Tournament MVP... Just missed the second triple-double in USC history with 16 points, 10 assists and nine rebounds vs. Washington State... **2015-16:** Was named a Pac-12 All-Conference Honorable Mention after averaging 13.4 points, 3.8 rebounds and 4.7 assists in 34 games (all starts). Set the USC single-game assist record when he recorded 16 vs. Lafayette. Scored a team-high 15 points and added five rebounds, five assists and four steals in USC's NCAA first-round game vs. Providence... Awarded the Forrest F. Twogood Award as USC's best defensive player... Played for the Pac-12 All-Star team which traveled to Australia in the summer following the season... **2014-15:** Named to the Pac-12 All-Freshman team... Averaged 12.1 points, 3.0 rebounds and 4.5 assists... Played in 22 games and made 21 starts before his season was cut short due to his second shoulder injury.



JORDAN MCLAUGHLIN • #6 • GUARD

PERSONAL NOTES

Born on April 9, 1996 in Pasadena, California... Parents are Thomas and Lisa McLaughlin and his siblings are Amber, Whitney and Dominique....Nickname is J-Mac...Is a fan of musical artists Kendrick Lamar, Drake, Kanye West, J. Cole and Meek Mill... Favorite foods are ribs and brownies... Likes to play video games and hang out with friends... Favorite movie is Space Jam. Lists Michael Jordan as his sports hero because he was one of the greatest to ever play the game of basketball.

SOCIAL MEDIA

Twitter: @itsmclaughlin11_
Instagram: itsmclaughlin11

CAREER HIGHS

	REGULAR SEASON		PLAYOFFS	
POINTS	24	2/8/2020	LAC @ MIN	16
FIELD GOALS	11	2/8/2020	LAC @ MIN	5
FG ATTEMPTS	15	2/8/2020	LAC @ MIN (TWICE)	6
3-POINT FG	3	4/3/2022	MIN @ HOU (9 TIMES)	4
3-POINT FGA	7	2/23/2021	MIN @ MIL	4
FREE THROWS	3	4/9/2021	MIN @ BOS (5 TIMES)	2
FT ATTEMPTS	6	12/21/2021	BOS @ MIN	2
OFF. REBOUNDS	3	3/30/2022	MIN @ TOR	---
DEF. REBOUNDS	6	4/3/2021	MIN @ PHI	5
REBOUNDS	6	12/21/2021	BOS @ MIN (TWICE)	5
ASSISTS	11	2/8/2022	MIN @ SAC (TWICE)	4
STEALS	6	3/5/2022	POR @ MIN	2
TURNOVERS	4	12/21/2021	BOS @ MIN (TWICE)	2
BLOCKED SHOTS	2	2/21/2020	BOS @ MIN	---
MINUTES	42	4/3/2021	MIN @ PHI	25
				4/23/2022
				MEM @ MIN
				4/23/2022
				MEM @ MIN
				4/23/2022
				MEM @ MIN
				4/23/2022
				MEM @ MIN
				4/29/2022
				MEM @ MIN (TWICE)
				4/29/2022
				MEM @ MIN
				4/29/2022
				MEM @ MIN (3 TIMES)
				4/26/2022
				MIN @ MEM (TWICE)
				4/23/2022
				MEM @ MIN
				MEM @ MIN

NBA REGULAR SEASON STATS

YEAR	TEAM	- FIELD GOALS -			- 3-POINT FG -			- FREE THROWS -			- REBOUNDS -			AST	STL	TO	BLK	PTS	AVG		
		G	MIN	FG	FGA	PCT	FG	FGA	PCT	FT	FTA	PCT	OFF							DEF	TOT
19-20	MIN	30	590	87	178	.489	29	76	.382	26	39	.667	7	42	49	125	34	31	4	229	7.6
20-21	MIN	51	938	100	242	.413	33	92	.359	23	30	.767	21	87	108	193	51	51	6	256	5.0
21-22	MIN	62	902	88	200	.440	27	85	.318	30	40	.750	22	72	94	180	57	38	10	233	3.8
TOTALS		143	2430	275	620	.444	89	253	.352	79	109	.725	50	201	251	498	142	120	20	718	5.0

NBA PLAYOFF STATS

YEAR	TEAM	- FIELD GOALS -			- 3-POINT FG -			- FREE THROWS -			- REBOUNDS -			AST	STL	TO	BLK	PTS	AVG		
		G	MIN	FG	FGA	PCT	FG	FGA	PCT	FT	FTA	PCT	OFF							DEF	TOT
2022	MIN	5	83	12	17	.706	4	7	.571	3	4	.750	0	12	12	17	5	2	0	31	6.2
TOTALS		5	83	12	17	.706	4	7	.571	3	4	.750	0	12	12	17	5	2	0	31	6.2



JOSH MINOTT • #8 • FORWARD

HEIGHT:

6-8

WEIGHT:

201 lbs

BIRTHDATE:

November 25, 2002 in Boca Raton, Florida

COLLEGE:

Memphis

HIGH SCHOOL:

St. Andrews in Boca Raton, Florida

EXPERIENCE:

Rookie

ACQUIRED:

Via trade with the Charlotte Hornets on June 23, 2022

DRAFTED:

2022, Second Round, 45th overall by the Charlotte Hornets





JOSH MINOTT • #8 • FORWARD

NBA CAREER NOTES

Played for the Timberwolves entry in the 2022 NBA Summer League in Las Vegas, averaging 12.2 points and 8.6 rebounds per game... Acquired on draft night via trade along with a 2023 second round pick from the Charlotte Hornets in exchange for the 40th selection guard Bryce McGowens...Signed a multi-year contract on July 22, 2022.

COLLEGE NOTES

In his lone season at Memphis, averaged 6.6 points and 3.8 rebounds in 14.6 minutes per game... Grabbed a season-best 12 rebounds against East Carolina Jan. 27...Had a season-high 18 points and went 10-for-10 from the free throw line at Tulsa on Jan. 23...Logged first-career double-double against Cincinnati Jan. 9, scoring 14 points and grabbing 10 rebounds...Made first-career start on Jan. 4 against Tulsa and snagged a career-best 11 rebounds and dished out five assists...Was named AAC Freshman of the Week on Jan. 3...Poured in a career-best 15 points at Wichita State on Jan. 1, to go along with six rebounds and two steals...In 16 minutes in the conference opener at Tulane on Dec. 29, had eight points, five rebounds, three steals and a block...With debut performance Nov. 9, became the only Tiger in at least 12 seasons to have seven or more points, a block, a steal, a rebound and no turnovers in 12 or fewer minutes played in a game.

PERSONAL NOTES

Prepped at St. Andrew's School in Boca Raton, Fla...Tabbed by 247Sports as a 4-star recruit and the 29th-best prospect in the nation...Averaged 23.1 points and 8.3 rebounds per game as a senior...Helped lead St. Andrew's to its first state basketball championship as a junior in 2019-20...Was named the Palm Beach 5A-1A Player of the Year by the South Florida Sun Sentinel after senior season.

SOCIAL MEDIA

Twitter: @joshminott

Instagram: joshminott



WENDELL MOORE JR. • #7 • GUARD

HEIGHT:

6-5

WEIGHT:

220 lbs

BIRTHDATE:

September 18, 2001 in Richmond, Virginia

COLLEGE:

Duke

HIGH SCHOOL:

Cox Mill in Concord, North Carolina

EXPERIENCE:

Rookie

ACQUIRED:

Via trade with the Houston Rockets on June 24, 2022

DRAFTED:

2022, First Round, 26th overall by the Houston Rockets





WENDELL MOORE JR. • #7 • GUARD

NBA CAREER NOTES

Played for the Timberwolves entry in the 2022 NBA Summer League in Las Vegas, averaging 12.2 points and 4.4 rebounds per game... Acquired via trade on Draft Night from the Houston Rockets in exchange for the draft rights to the 29th pick guard TyTy Washington and future second round picks in 2025 and 2027...Signed a multi-year contract on July 8, 2022.

COLLEGE NOTES

Played three years for the Blue Devils before declaring for the 2022 NBA Draft...Capped his Duke career with a breakout junior season that saw him win several accolades, including the Julius Erving Small Forward of the Year Award...Was voted a team captain as a junior in leading the Blue Devils to an ACC regular-season title and the 2022 Final Four...Was a two-time selection to the All-ACC Academic Team...As a freshman, hit one of the memorable shots in the history of Duke-North Carolina rivalry with his tip-in at the buzzer in overtime as the Blue Devils stunned the Tar Heels in Chapel Hill on Feb. 8, 2020...Played in 88 career games and made 68 starts...Averaged 10.7 career points, 4.9 rebounds, 3.2 assists, shot .459 from the field, .358 from three-point range and .814 from the free throw in his career...Posted fifth triple-double in program history against Army (11/12/22), recording 19 points, 10 boards and 10 assists...Improved his scoring, rebounding, assists, field goal percentage and three-point accuracy each season.

PERSONAL NOTES

Full name is Wendell Horace Moore Jr....Born September 18, 2001 in Richmond, Va....Son of Wendell and Marie Moore...His father played basketball at Christopher Newport University...Prior to the 2020-21 season, was named one of 11 players nationally to the National Association of Basketball Coaches (NABC) Player Development Coalition, a diverse collection of Division I men's basketball student-athletes that will provide valuable perspective and feedback on college basketball issues...Majored at Duke in Visual and Media Studies.

SOCIAL MEDIA

Twitter: @thewendellmoore
 Instagram: thewendellmoore



JAYLEN NOWELL • #4 • GUARD

HEIGHT:

6-4

WEIGHT:

208 lbs

BIRTHDATE:

July 9, 1999 in Seattle, Washington

COLLEGE:

Washington

HIGH SCHOOL:

Garfield High School in Seattle, Washington

EXPERIENCE:

3 Years

ACQUIRED:

Via 2019 NBA Draft on June 20, 2019

DRAFTED:

2019, 2nd round (43rd overall) by the Minnesota Timberwolves





JAYLEN NOWELL • #4 • GUARD

2021-22 NBA SEASON (MINNESOTA)

Saw his production rise once again in his third NBA season, appearing in 62 games, the most of his career (one start)...Averaged 8.5 ppg on 47.5% shooting, including a career-best 39.4% from deep, 2.0 rpg and 2.1 apg...On Mar. 5 vs Portland, finished the night with 22 points on 8-of-13 shooting, his second 20+ point performance of the season...Started in his first career game on Jan. 28 at Golden State and notched 10 points on 4-of-8 shooting, including 2-of-4 from beyond the arc... On Jan. 27 at Golden State, scored 10 points, his 15th double-figure performance of the season. Nowell swiped a career high-tying three steals, the third time in his career having three steals in a game (MR: at Houston Jan. 9, 2022)...On Jan. 18 at New York, tallied 14 points and a career-high-tying six rebounds, his 13 double-figuring scoring effort of the season. His 11 points in the fourth quarter tied his season-high in the final frame (Dec. 27 vs. Boston) and marked his sixth career 10+ point fourth quarter...In 24:43 minutes off the bench on Jan. 16 vs Golden State, notched 17 points and one block, his 12th 10+ point game of the season and ninth in his last 11 games played...Over a 12 game span from Dec. 17 vs L.A. Lakers to Jan. 9 at Houston he averaged 13.3 points, shooting 51.2% from the field, 36.4% from deep and 76.9% from the foul line, while grabbing 3.3 rebounds and 3.2 assists in 22.1 minutes per game...On Jan. 5 vs Oklahoma City shot a perfect 6-of-6 from the field, scoring 16 points and became the 25th Timberwolves reserve player to shoot 100% from the field (min. 5 attempts).

NBA CAREER NOTES

Selected as the 43rd overall pick of the 2019 NBA Draft by the Minnesota Timberwolves... Signed with the Timberwolves on August 6, 2019... **2020-21 (Minnesota):** Saw his production rise in his second NBA season, appearing in 42 games, the most of his career and averaged career-bests in almost statistical category, including points (9.0), rebounds (2.3), assists (1.5), steals (0.5) and blocks (0.3), field goal percentage (42.4%), three-point field goal percentage (33.3) and minutes (18.1)... On Feb. 8 at Dallas, registered a then-career-high 18 points on 6-of-9 shooting, including 5-of-6 from the free throw line, extending his career long streak to eight games scoring 10+ points...Nowell became the first second year player off the bench to have an eight-game streak of double-digit games since Zach Lavine (nine games: Jan. 25 to Feb. 20, 2016)...In the Feb. 8 game at Dallas, Nowell also grabbed five rebounds to go along with his 18 points, marking his first career 15+ point/5+ rebound game...In 28:11 off the bench on Mar. 11 at New Orleans, he registered a career-high 28 points on a career-best 11-of-13 shooting, including a career-high 6-of-7 from deep, five rebounds, six assists, becoming the first Timberwolves player off the bench to record such stat line...In the New Orleans game, Nowell became the sixth Timberwolves reserve player to score 20+ points and connect on 6+ made threes, the first since Rashad McCants in 2009 and also joined James Robinson, Eddie Griffin, Anthony Peeler, Antoine Walker and Rashad McCants as the only Timberwolves players to record 20+ points on 6+ threes off the bench. **2019-20 (Minnesota/Iowa):** In 15 games with the Timberwolves, averaged 3.8 points, 0.9 rebounds and 1.3 assists in 10.1 minutes per game... Made his NBA debut Nov. 6 at Memphis... Tallied a season-high 12 points Jan. 1 at Milwaukee... Scored 11 points, shooting 3-of-4 from the field and 5-of-5 from the free-throw line, Mar. 6 vs. Orlando... Played in 26 games (all starts) for the Iowa Wolves of the NBA G League, averaging 21.1 points, 5.0 rebounds and 3.8 assists in 32.7 minutes per game... Scored 32 points on 14-of-20 shooting, including 4-of-5 from long distance, Jan. 23 at Erie... Recorded a double-double with 26 points and 11 rebounds Dec. 10 at Rio Grande Valley.

PLAYOFF NOTES

2021 (Minnesota): Made his first career playoff appearance in 2022 for the Timberwolves during the first round matchup against the Memphis Grizzlies...Played in one game for the Wolves totaling six points, one rebound and one steal in 11:56 of action in game 2 on April 29.

COLLEGE NOTES

Played two seasons at the University of Washington, averaging 16.1 points, 4.6 rebounds and 2.9 assists in 70 games... **2018-19:** 2019 Pac-12 Player of the Year and All-Pac-12 First Team selection... Started all 36 games and lead the team with 16.2 points, 5.3 rebounds and 3.1 assists... Reached 19 points on 4-of-7 shooting from the field against Utah State in the NCAA First Round while going 9-of-10 from the FT line and added five rebounds and five assists... Recorded his 10th 20-point game of the season with 24 against USC in the Pac-12 Quarterfinals on 8-of-13 shooting from the field while adding eight rebounds... Led the team with 17 points against Oregon for his 16th-straight double-digit scoring effort...Notched his ninth 20-point game of the season with 22 on 50-percent shooting from the field at California and also led the team with eight rebounds while knocking down four from long distance... Set a career high with 12 rebounds at Utah and added five assists for his third straight game with at least five assists... Nearly recorded a triple double against Eastern Washington with nine rebounds, eight points and a career-high seven assists... Tied his career high with 32 points on 11-of-15 shooting including a 4-of-6 clip from long distance against Santa Clara... **2017-18:** Led the team in scoring with 16.0 ppg while also shooting 45.1 percent from the field ... Started in 32 of 34 games... His 545 points on the season rank third on UW's freshman record list behind Dejourte Murray (548) and Tony Wroten (559)... Reached double figure scoring in 30 of 34 games played... Also posted 10 games of 20 or more points and one 30+ point game... Led UW in scoring 14 times... Had a streak of double-digit scoring for 16-straight games... Posted 14 points and three assists at Saint Mary's in the NIT... Led the team with 25 points on 50 percent shooting from the field and a perfect 6-of-6 from the FT line against Boise State in the first round of the NIT, also added six rebounds and four assists... Led the team with 18 points and added eight rebounds along with five assists, one shy of his career high at Stanford... Recorded a career-high six assists and added 16 points in a win at USC... Recorded a career-high six steals vs. Providence... Opened his freshman career with 32 points, setting the UW freshman debut record on 12-of-18 shooting while adding five rebounds.

PERSONAL

His mother, Lanie, and late father, Mike, both played basketball at Clark Atlanta University... Has a younger brother, Shane... Attended the same Seattle high school that produced former NBA guards Brandon Roy, Will Conroy and Tony Wroten... Earned the gold medal with Team USA at the 2015 FIBA Americas U16 Championship.



JAYLEN NOWELL • #4 • GUARD

SOCIAL MEDIA

Twitter: @JaylenNowell
 Instagram: goddsballer

CAREER HIGHS

	REGULAR SEASON		PLAYOFFS		
POINTS	29	12/27/2021	BOS @ MIN	6	MIN @ MEM 4/19/2022
FIELD GOALS	11	3/11/2021	MIN @ NOP	3	MIN @ MEM 4/19/2022
FG ATTEMPTS	18	12/27/2021	BOS @ MIN	10	MIN @ MEM 4/19/2022
3-POINT FG	6	12/27/2021	BOS @ MIN (TWICE)	---	
3-POINT FGA	9	12/27/2021	BOS @ MIN	5	MIN @ MEM 4/19/2022
FREE THROWS	5	4/5/2021	WSH @ MIN (4 TIMES)	---	
FT ATTEMPTS	6	4/5/2021	WSH @ MIN (3 TIMES)	---	
OFF. REBOUNDS	3	2/8/2022	MIN @ SAC (TWICE)	---	
DEF. REBOUNDS	6	3/31/2021	NYK @ MIN	---	
REBOUNDS	6	3/14/2022	MIN @ SAS (6 TIMES)	---	
ASSISTS	7	3/9/2022	OKC @ MIN	1	MIN @ MEM 4/19/2022
STEALS	3	1/27/2022	MIN @ GSW (3 TIMES)	1	MIN @ MEM 4/19/2022
TURNOVERS	4	4/2/2021	MIN @ MEM	---	
BLOCKED SHOTS	2	11/12/2021	MIN @ LAL (3 TIMES)	---	
MINUTES	35	12/27/2021	BOS @ MIN	12	MIN @ MEM 4/19/2022

NBA REGULAR SEASON STATS

YEAR	TEAM	G	MIN	FG	FGA	PCT	FG	FGA	PCT	FT	FTA	PCT	OFF	DEF	TOT	AST	STL	TO	BLK	PTS	AVG
19-20	MIN	15	151	19	53	.358	3	26	.115	16	17	.941	3	10	13	19	3	3	1	57	3.8
20-21	MIN	42	759	142	335	.424	50	150	.333	45	55	.818	19	76	95	62	22	28	12	379	9.0
21-22	MIN	62	975	196	413	.475	63	160	.394	72	92	.783	22	101	123	130	27	36	10	527	8.5
TOTALS		119	1885	357	801	.446	116	336	.345	133	164	.811	44	187	231	211	52	67	23	963	8.1

NBA PLAYOFF STATS

YEAR	TEAM	G	MIN	FG	FGA	PCT	FG	FGA	PCT	FT	FTA	PCT	OFF	DEF	TOT	AST	STL	TO	BLK	PTS	AVG
2022	MIN	1	12	3	10	.300	0	5	.000	---	---	---	0	0	0	1	1	0	0	6	6.0
TOTALS		1	12	3	10	.300	0	5	.000	---	---	---	0	0	0	1	1	0	0	6	6.0



TAUREAN PRINCE • #12 • FORWARD

HEIGHT:

6-6

WEIGHT:

216 lbs

BIRTHDATE:

March 22, 1994 in San Marcos, TX

COLLEGE:

Baylor

HIGH SCHOOL:

Warren in San Antonio, TX

EXPERIENCE:

6 Years

ACQUIRED:

Via trade on August 3, 2021, from the Cleveland Cavaliers

DRAFTED:

2016, 1st Round (12th overall) by the Utah Jazz





TAUREAN PRINCE • #12 • FORWARD

2021-22 NBA SEASON (MINNESOTA)

Appeared in 69 games for the Wolves, his most since playing in a career-high 82 games in 2017-18...Finished with averages of 7.3 ppg, 2.5 rpg and 1.0 apg. In 25:26 of action off the bench against Boston on Mar. 27, Prince scored with 10 points on 4-of-10 shooting and grabbed four rebounds. Prince has scored 10+ points off the bench in eight straight games, the second-longest streak of his career...Against the Warriors on Mar. 1, with his second rebound of the night, grabbed his 1,200th career defensive rebound. He finished the night with 11 points...Shooting 5-of-8 from the floor on Feb. 28 at Cleveland, he contributed 15 points, two rebounds, two assists and 3 steals, his fifth 15+ point game of the season...For the second straight game on Feb. 6 vs Detroit, led the way for Timberwolves reserves, scoring a season-high-tying 23 points on a season-high-tying 8-of-13 shooting, including 5-of-6 from deep, his second straight 20+ point game (41st career). It marked his sixth career streak of multiple 20+ point games and first since Nov. 1-2, 2019. After connecting on a season-high six three-pointers on Feb. 1 vs. Denver, he has now hit 5+ treys in consecutive games for the fifth time in his career; he has never had a streak of three such games...On Feb. 1 vs Denver, finished with a season-high 23 points off the bench, scoring a season-high for points in the quarter with 14 points in the second quarter. This marked his first 20+ point game of the season (40th career). He also grabbed a season-high eight rebounds. The 23 points off the bench marked his third career 20+ point game as a reserve and he became the fourth Timberwolves player to score 20+ points off the bench, joining Malik Beasley (three times), Jaylen Nowell (once) and Jaden McDaniels (once). He ended the night shooting a season-high 8-of-12 from the field, including a season-best 6-of-8 from deep. This marked his eighth career game with 6+ threes and became the ninth player in Wolves history to connect on 6+ threes off the bench.

NBA CAREER NOTES

Acquired by the Minnesota Timberwolves from the Cleveland Cavaliers along with a 2022 Second Round Pick and cash considerations on Aug. 3, 2021 in exchange for Ricky Rubio. Has appeared in 301 career regular season games (210 starts) over five seasons with Atlanta, Brooklyn and Cleveland...owns career averages of 11.3 points, 4.2 rebounds, 1.9 assists and 0.88 steals in 25.8 minutes per game...also shooting .411 from the field, .370 from three and .823 from the foul line...has 13 career double-doubles. **2020-21 (Cleveland/Brooklyn):** Appeared in 41 games (10 starts) for Brooklyn and Cleveland, averaging 9.5 points and 3.5 rebounds in 22.1 minutes...averaged 8.1 points and 2.8 rebounds in 12 contests with the Nets...in 29 games (six starts) for the Cavaliers, averaged 10.1 points, 3.7 rebounds and 2.4 assists in 23.7 minutes...shot .415 (49-118) from three-point range with Cleveland...scored in double figures in a season-best 7 straight games from April 3-15, which tied his longest double-digit scoring streak in a single season of his NBA career (Feb. 13-March 4, 2018)...played in his 300th career game at Detroit on April 19...tallied a season-high 25 points (9-13 FG, 6-8 3FG) in 29 minutes off the bench at Charlotte on April 14; 11 of his 25 points came in the fourth quarter...had 22 points (9-15 FG, 3-5 3FG) and a season-high six assists in 28 minutes off the bench at Oklahoma City on April 8...missed 8 games due to left ankle soreness from Feb. 15-23, March 1 and April 23-26; missed 10 games due to a left shoulder sprain from March 12-27; missed 11 games due to left ankle surgery from April 28-May 16. **2019-20 (Brooklyn):** Appeared in 64 games (61 starts) with Brooklyn...averaged 12.1 ppg, 6.0 rpg and 1.8 apg in 29.0 mpg...shot .376 (278-of-739) from the field, .339 (146-of-431) from 3-point range and .798 (71-of-89) from the free throw line...was one of three Nets to appear in every game, along with Jarrett Allen and Spencer Dinwiddie...his rpg (6.0), rebound percentage (9.3%), offensive rating (109.6) and net rating (1.3) marked single-season career highs...recorded a single-season career-high eight double-doubles after registering five in his first three seasons combined (all in the 2017-18 season)...grabbed 10+ rebounds 10 times after doing so six times in his first three seasons combined...Totaled 381 rebounds, just eight shy of matching his single season career high (389 in the 2017-18 campaign)...grabbed single season career-high-tying 50 offensive boards (also done in 2017-18)...buried 146 3-pointers, good for second on the team (152 — Joe Harris)...knocked down 44 threes in November, the second-most 3-pointers made for a Net in any month all-time, trailing only D'Angelo Russell's 52 threes in Jan. 2019...his net rating of 1.3 was second among rotation players (1.6 — Joe Harris)...recorded the second best plus/minus on the team (+71), trailing only Joe Harris (+111)...scored in double figures 43 times, including six games of 20+ points...Brooklyn was 4-2 in games Prince scored 20+ points in...put together his best individual performance of the season in a victory over the Houston Rockets on 11/1, notching a season-high 27 points (9-of-17 FG, season-high 6-of-10 3FG, 3-of-4 FT) and 12 boards in 34 minutes; that performance marked his third-career 20/10 game and his second-career game with 25+ points and 10+ rebounds...dropped 20 points in 33 minutes in Brooklyn's next game on 11/2 at Detroit, giving him 20+ points in consecutive games for the first and only time this season...posted the second-highest plus/minus of his career (+34) while registering 14 points and five boards in 21 minutes on 1/12 vs. Atlanta...Recorded 11 points and a career-high 14 rebounds in 35 minutes in an overtime loss at Minnesota on 12/30...**2018-19 (Atlanta):** Appeared in 55 games (47 starts) for Atlanta...averaged 13.5 points, 3.6 rebounds, 2.1 assists and 1.0 steals in 28.2 minutes per game... Shot .441 percent (262-of-594) from the field, .390 (123-of-315) from 3-point range and .819 (95-of-116) from the charity stripe... Ranked 32nd in the league 3-point field goal percentage... Scored in double-figures 36 times and recorded 10 games of 20-plus points...converted at least one 3-pointer in 52 of 55 games played and made five triples on five different occasions...tallied 21 points, a season-high eight boards, four assists and a season-high-tying three steals on Feb. 23 vs. Phoenix...scored 19 points (7-12 FGs, 5-8 3FGs) on Feb. 7 vs. Toronto... on Feb. 4 at Washington, scored 21 points (7-10 FGs, 5-7 3FGs, 2-2 FTs) in 27 minutes...totaled 23 points (9-13 FGs, season-high tying 5-8 3FGs), seven boards, two steals and an assist in 35 minutes at LAL on Nov. 11...led all Hawks with 28 points (10-15 FGs, 4-9 3FGs, 4-4 FTs) on Oct. 19 at Memphis...scored at least 20 points in three straight games from Nov. 11-19...was a nominee for Eastern Conference Player of the Week in Week 2 after averaging 20.0 points (.448 FG%, .875 FT%, .500 3FG%), 4.5 rebounds and 3.0 assists from Oct. 22-28...**2017-18 (Atlanta):** Started all 82 games for the Hawks...averaged 14.1 points, 4.7 rebounds, 2.6 assists and 1.0 steals in 30.0 minutes per game (.426 FG%, .385 3FG%, .844 FT%)... Ranked 30th in the NBA in free throw percentage...scored in double-figures 56 times and tallied 19 20-point nights, including five 30-point efforts...racked up five double-digit rebounding games...recorded five double-doubles...tallied 33 points (12-17 FGs, 7-8 3FGs, 2-2 FTs), eight rebounds, five assists, one steal and one block in 39 minutes at Boston on April 8, tying his career-high in 3FGM...finished with 38 points (13-26 FGs, 4-13 3FGs, 8-8 FTs), eight rebounds, two blocks and one assist at Milwaukee on March 17, setting or tying career-highs in points and FGM...tallied 38 points (11-18 FGs, 7-13 3FGs, 9-10 FTs), seven assists, six rebounds and one steal vs. Chicago on March 11, setting or tying career-highs in points, 3FGM and FTM...posted 14 points, eight assists, five rebounds, four steals and one block (5-8 FGs, 3-5 3FGs, 1-2 FTs) vs. Sacramento on Nov. 15, setting career-highs in assists and steals, while finishing the night +38...recorded his first career double-double with 10 points, 10 rebounds, one assist and one block at Dallas on Oct. 18...also tied career-best of four steals vs. Golden State on March 2 and eight assists vs. Orlando on April 1. **2016-17 (Atlanta):** Played in 59 total games (10 starts) with Atlanta as a rookie...averaged 5.7 points and 2.7 rebounds in 16.6 minutes...among NBA rookies, ranked eighth in FT%, tied for ninth in blocks per game (0.5), 10th in steals per outing (0.7) and T-18th in rebounds per contest...scored in double-figures 11 times, including one 20-point night, and had one double-digit rebounding effort... Averaged 11.4 points, 3.9 rebounds, 1.6 assists and 1.4 steals (.411 FG%, .324 3FG%, .694 FT%) as a starter...team leader in rebounds twice, scoring once and assists once...posted 20 points, seven rebounds and four assists in 41 minutes (7-13 FGs, 2-3 3FGs, 4-4 FTs) vs. Boston on March 6...made his NBA debut vs. Washington on Oct. 27, finishing

**TAUREAN PRINCE • #12 • FORWARD**

with one assist and one steal in four minutes of work...started all six games of Atlanta's first round playoff series with Washington, recording 11.2 points, 5.3 rebounds and 1.3 assists in 31.2 minutes (.558 FG%, 1.000 FT%)...scored in double-figures five times, including a 16-point (7-10 FGs, 2-2 3FGs), four-rebound, one-steal effort in 28 minutes of Game 3 on April 22...assigned to the Long Island Nets of the NBA G League on two occasions, appearing in five total games and averaging 20.0 points, 7.6 rebounds, 2.2 assists and 1.6 steals in 28.3 minutes (.494 FG, .350 3FG, .714 FT).

PLAYOFF NOTES

2022 (Minnesota) Appeared in five games during the Timberwolves' first round matchup with the Memphis Grizzlies, coming off the bench in all five...averaged 6.0 points on 37.0% shooting, 1.6 rebounds and 1.2 assists per game...Saw his best game of the series on April 19 at Memphis when he finished with 12 points on 4-of-7 shooting, two rebounds and two steals...**2017 (Atlanta):** Started all six games in Atlanta's First Round series vs. Washington during the 2017 Playoffs...averaged 11.2 points, 5.3 rebounds and 1.3 assists in 31.2 minutes per game...shot 55.8 percent from the field...scored in double figures in five games...recorded a playoff career-high 16 points (7-of-10 FG, 2-of-2 3FG) with four rebounds in Game 3 on Apr. 22.

COLLEGE NOTES

In four seasons at Baylor, appeared in 129 games (42 starts), averaging 10.2 points, 4.2 rebounds and 1.1 assists in 20.2 minutes (.460 FG%, .376 3FG%, .718 FT%)...helped the Bears to a 95-48 record during his career, including three NCAA Tournament berths (2014-16) and the 2013 NIT championship...finished career ranked 13th on Baylor's all-time scoring list (1,321), ninth in 3-point percentage (.376) and tied for seventh in games played...as a senior in 2015-16, started all 34 games, averaging 15.9 points, 6.1 rebounds, 2.3 assists and 1.3 steals in 30.6 minutes per contest (.432 FG%, .361 3FG%, .774 FT%)...named as an All-Big 12 selection, First Team by the league's coaches and Second Team by the media...Named to the USBWA All-District VII Team and the NABC All-District 8 Second Team...led the team in points per game and minutes per game...finished fourth in the league in scoring and ninth in rebounding...scored in double-figures in 28 games, including seven 20-point contests and two 30-point nights...during his junior campaign in 2014-15, appeared in 33 games (six starts), averaging 13.9 points, 5.6 rebounds, 1.5 steals and 1.3 assists in 26.3 minutes per game (.472 FG%, .395 3FG%, .644 FT%)...awarded the National Sixth Man Of The Year and was named to the All-Big 12 Second Team by the coaches and media...scored in double-figures a team-best 27 times, including seven 20-point outings...as a sophomore in 2013-14, played in 38 total games (two starts), averaging 6.2 points and 2.8 rebounds in 14.2 minutes per contest (.465 FG%, .366 3FG%, .709 FT%)...scored in double-figures nine times...in 2012-13 as a freshman, averaged 3.7 points and 2.2 rebounds in 6.4 minutes (.583 FG%, .333 3FG%, .727 FT%) in 24 contests...scored in double-figures three times.

PERSONAL NOTES

Full name is Taurean Waller-Prince...son of Anthony and Tamiyko Prince...was a member of the United States Men's National Basketball Team that won the bronze medal at the 2015 Pan American Games.

SOCIAL MEDIA

Twitter: @taureanprince

Instagram: taureanprince



TAUREAN PRINCE • #12 • FORWARD

CAREER HIGHS

	REGULAR SEASON			PLAYOFFS		
POINTS	38	3/17/2018	ATL @ MIL (TWICE)	16	4/22/2017	WAS @ ATL
FIELD GOALS	13	3/17/2018	ATL @ MIL	7	4/22/2017	WAS @ ATL
FG ATTEMPTS	26	3/17/2018	ATL @ MIL	11	4/26/2017	ATL @ WAS (TWICE)
3-POINT FG	7	3/28/2018	ATL @ MIN (TWICE)	2	4/19/2022	MIN @ MEM (3 TIMES)
3-POINT FGA	18	4/10/2018	PHI @ ATL	4	4/19/2022	MIN @ MEM (TWICE)
FREE THROWS	9	3/11/2018	CHI @ ATL	3	4/26/2022	MIN @ MEM
FT ATTEMPTS	10	3/11/2018	CHI @ ATL	4	4/26/2022	MIN @ MEM (3 TIMES)
OFF. REBOUNDS	6	12/27/2017	WAS @ ATL	2	4/26/2017	ATL @ WAS (TWICE)
DEF. REBOUNDS	12	12/30/2019	BKN @ MIN	6	4/24/2017	WAS @ ATL
REBOUNDS	14	12/30/2019	BKN @ MIN	7	4/24/2017	WAS @ ATL
ASSISTS	8	11/15/2017	SAC @ ATL	4	4/26/2017	ATL @ WAS
STEALS	4	2/8/2022	MIN @ SAC (5 TIMES)	2	4/19/2022	MIN @ MEM
TURNOVERS	7	10/23/2017	ATL @ MIA	2	4/19/2022	MIN @ MEM (3 TIMES)
BLOCKED SHOTS	4	3/16/2017	MEM @ ATL	1	4/19/2022	MIN @ MEM (TWICE)
MINUTES	41	10/23/2019	MIN @ BKN	33	4/28/2017	WAS @ ATL

NBA REGULAR SEASON STATS

YEAR	TEAM	G	MIN	FG	FGA	PCT	FG	FGA	PCT	FT	FTA	PCT	OFF	DEF	TOT	AST	STL	TO	BLK	PTS	AVG
16-17	ATL	59	981	114	285	.400	33	102	.324	74	94	.787	25	132	157	55	43	61	27	335	5.7
17-18	ATL	82	2464	415	975	.426	176	457	.385	152	180	.844	50	339	389	214	85	191	42	168	14.1
18-19	ATL	55	1552	262	594	.441	123	315	.390	95	116	.819	22	177	199	118	53	100	19	742	13.5
19-20	BKN	64	1857	278	739	.376	146	431	.339	71	89	.798	50	331	381	116	57	127	25	159	12.1
20-21	BKN/CLE	41	905	131	327	.401	62	155	.400	65	76	.855	19	123	142	76	28	47	23	389	9.5
21-22	MIN	69	1177	177	390	.454	86	229	.376	62	82	.756	26	148	174	68	47	53	23	502	7.3
TOTALS		370	8936	1377	3310	.416	626	1689	.371	519	637	.815	192	1250	1442	647	313	579	159	3899	10.5

NBA PLAYOFF STATS

YEAR	TEAM	G	MIN	FG	FGA	PCT	FG	FGA	PCT	FT	FTA	PCT	OFF	DEF	TOT	AST	STL	TO	BLK	PTS	AVG
2017	ATL	6	187	29	52	.558	4	14	.286	5	5	1.000	7	25	32	8	2	7	1	67	11.2
2022	MIN	5	65	10	27	.370	4	14	.286	6	7	.857	1	7	8	6	2	4	1	30	6.0
TOTALS		11	252	39	79	.494	8	28	.286	11	12	.917	8	32	40	14	4	11	2	97	8.8



NAZ REID • #11 • CENTER

HEIGHT:

6-9

WEIGHT:

235 lbs

BIRTHDATE:

August 26, 1999 in Asbury Park, New Jersey

COLLEGE:

LSU

HIGH SCHOOL:

Roselle Catholic High School in Roselle, New Jersey

EXPERIENCE:

3 Years

ACQUIRED:

Via free agency on July 5, 2019

DRAFTED:

2019, Undrafted



**NAZ REID • #11 • CENTER****2021-22 NBA SEASON (MINNESOTA)**

Finished the season appearing in a career-high 77 games with averages of 8.3 ppg, 3.9 rpg and 0.9 apg...On Mar. 4 at Oklahoma City, paced the Timberwolves off the bench, finishing with 20 points on a perfect 8-of-8 from the field, including 2-of-2 from deep, his second 20+ point game of the season (seventh career). Reid became the fifth player in Timberwolves history to have a perfect shooting night off the bench (min. eight field goal attempts) and second to do so in 2021-22 (Jaden McDaniels vs. Utah on Jan. 30)...Off the bench, he registered two blocks along with four points and four rebounds. The two blocks marked his 17th game of the season tallying multiple blocks...At Oklahoma City on Jan. 7, registered 17 points, five rebounds and a season-high-tying three blocks. This marked his fourth career game registering 15+ points and 3+ blocks. He has notched three or more blocks in three games this season...On Jan. 2 at L.A. Lakers, led the way for the Timberwolves, scoring a season-high 23 points on 10-of-17 shooting while grabbing a season-high 11 rebounds, including a career-high-tying five offensive boards, his second double-double of the season (fifth career). It marked his first career game with 20+ points/10+ rebounds...In his second start of the season on Dec. 23 at Utah, finished with his fourth career double-double (first of the season), scoring 17 points and pulling down a season-high 10 rebounds, including a career-high-tying five offensive boards...On Dec. 3 at Brooklyn had his first start of the season (27th career), scoring a season-high 19 points on 7-of-14 from the field, including a season-high 3-of-6 from deep. He added a season-high-tying seven rebounds...In 18:58 of action off the bench against the Lakers on Nov. 12, he led the Timberwolves bench with 12 points on 6-of-12 shooting and five rebounds, his sixth double-figure scoring game of the season...On Nov. 10 at Golden State, in 25:12 of action off the bench, led the Timberwolves reserves with a season-high 16 points on 5-of-12 shooting and seven rebounds.

NBA CAREER NOTES

Signed a two-way contract with the Timberwolves on July 5, 2019... Signed a multi-year contract with the Timberwolves on July 17, 2019. **2020-21 (Minnesota):** Appeared in 70 games (15 starts), the most of his career and averaged career-bests in almost statistical category, including points (11.2), rebounds (4.6), blocks (1.09), field goal percentage (52.3%), three-point field goal percentage (35.1) and minutes (19.2)...Registered one double-double and four 20+ point games... On Jan. 27 at Golden State, tallied 19 points, seven rebounds, career-high five blocks and career-high-tying three steals, joining Karl-Anthony Towns and Kevin Garnett (4x) as the only players to have such stat line...He becomes the first Timberwolves player since Karl-Anthony Towns on Dec. 30, 2018 at Miami to tally that stat line...He led the Timberwolves in scoring with a career-high 29 points and six rebounds on Feb. 6 at Oklahoma City... The performance against the Thunder marked the first 25+ point/5+ rebound game of his career and he became the ninth Timberwolves center to register such stat line... Gathered a career-high 15 rebounds to go along with his nine points on Apr. 15 vs. Milwaukee, marking the second Timberwolves player that season to have 15+ rebounds (Karl-Anthony Towns, 7x). **2019-20 (Minnesota/Iowa):** In 30 games (11 starts), averaged 9.0 points, 4.1 rebounds and 1.2 assists in 16.5 minutes per game in his rookie season with the Timberwolves... Made his NBA debut Dec. 8 at Los Angeles Lakers scoring three points in 2:51 minutes of play... Scored a season-high 20 points on 7-of-13 shooting, including 4-of-8 from three-point range Jan. 13 vs. Oklahoma City... Recorded two double-doubles on the season, coming in back-to-back games: Mar. 3 at New Orleans with 13 points and 14 rebounds and Mar. 4 vs. Chicago with 16 points and 11 rebounds... Scored in double-digits 16 times, including the last five games of the season... Posted a season-high three blocks Mar. 3 at New Orleans... Was 4-of-6 from long distance and scored 16 points Feb. 8 vs. Los Angeles Clippers... Played in 16 games for the Iowa Wolves of the NBA G League, averaging 18.4 points, on 50.5% shooting, 6.9 rebounds, 3.2 assists, 1.5 steals and 2.0 blocks in 30.8 minutes per game... Played with the Timberwolves entry in the 2019 MGM Resorts NBA Summer League in Las Vegas, averaging 11.9 points, 5.4 rebounds and 2.0 assists in 18.6 minutes in seven games... Recorded 15 points, 10 rebounds and four assists in the Wolves' 90-87 win over Miami on July 10 and had a team-high 20 points in Minnesota's semifinal win over Brooklyn on July 14.

PLAYOFF NOTES

2022 (Minnesota): Appeared in five games during the Timberwolves' first round matchup with the Memphis Grizzlies, coming off the bench in all five...averaged 4.8 points on 41.2% shooting, 2.8 rebounds and 1.2 blocks per game...Saw his best game of the series on April 19 at Memphis when he finished with 12 points on 2-of-4 shooting, including 2-of-3 from deep and a perfect 6-of-6 from the line, seven rebounds and two blocks.

COLLEGE NOTES

Played one season at LSU...**2018-19:** Named to All-SEC Freshman Team and Collegeinsider.com Kyle Macy Freshman All-America Team after averaged 13.6 points and a team-high 7.32 rebounds in 34 games (32 starts) for LSU in his freshman season... Led LSU to the SEC regular-season championship and a Sweet 16 berth...In league play, averaged 13.9 points and 7.8 rebounds a game... Averaged 12.3 points and 7.7 rebounds in the three NCAA Tournament games... Scored in double figures in 24 games with four games of 20+ points: 29 vs. UNGC (11/9), 27 at Arkansas (1/12), 29 at Mississippi State (2/6) and 26 vs. Florida in the SEC Tournament (3/15)... Posted nine games of double figures in rebounds topped by the 15 vs. Florida... Was the first Tiger to grab 15 rebounds in a game since Aaron Epps had 16 against Houston on Dec. 13, 2017... Recorded eight double doubles, including seven versus SEC teams... Had three games of three treys or more and had 10+ field goals on four occasions... Averaged 27.2 minutes per game.

PERSONAL NOTES

Full name is Nazreon Hilton Reid... Favorite food is pizza... Favorite NBA player is Kevin Durant and favorite athlete outside basketball is Odell Beckham Jr.

SOCIAL MEDIA

Twitter: @NazReid11

Instagram: hollywood.naz



NAZ REID • #11 • CENTER

CAREER HIGHS

	REGULAR SEASON		PLAYOFFS	
POINTS	29	2/6/2021	MIN @ OKC	12
FIELD GOALS	12	2/6/2021	MIN @ OKC	4
FG ATTEMPTS	21	2/6/2021	MIN @ OKC	7
3-POINT FG	4	2/8/2020	LAC @ MIN (TWICE)	2
3-POINT FGA	10	12/30/2019	BRK @ MIN	3
FREE THROWS	8	1/23/2021	NOP @ MIN	6
FT ATTEMPTS	9	1/27/2021	MIN @ GSW	6
OFF. REBOUNDS	5	1/2/2022	MIN @ LAL (5 TIMES)	1
DEF. REBOUNDS	12	4/14/2021	MIL @ MIN	6
REBOUNDS	15	4/14/2021	MIL @ MIN	7
ASSISTS	4	5/9/2021	MIN @ ORL (3 TIMES)	---
STEALS	3	3/12/2022	MIN @ MIA (7 TIMES)	1
TURNOVERS	5	1/27/2021	MIN @ GSW (TWICE)	3
BLOCKED SHOTS	5	12/12/2021	MIN @ POR	2
MINUTES	36	12/23/2021	MIN @ UTA	21

NBA REGULAR SEASON STATS

YEAR	TEAM	G	MIN	FG	FGA	PCT	FG	FGA	PCT	FT	FTA	PCT	OFF	DEF	TOT	AST	STL	TO	BLK	PTS	AVG
19-20	MIN	30	495	100	243	.412	32	97	.330	37	53	.698	34	90	124	35	19	22	22	269	9.0
20-21	MIN	70	1347	304	581	.523	61	174	.351	115	166	.693	82	240	322	72	34	69	76	784	11.2
21-22	MIN	77	1215	233	476	.489	57	166	.343	114	149	.765	102	199	301	71	40	82	71	637	8.3
TOTALS		177	3057	637	1300	.490	150	437	.343	266	368	.723	218	529	747	178	93	173	169	1690	9.5

NBA PLAYOFF STATS

YEAR	TEAM	G	MIN	FG	FGA	PCT	FG	FGA	PCT	FT	FTA	PCT	OFF	DEF	TOT	AST	STL	TO	BLK	PTS	AVG
2022	MIN	5	54	7	17	.412	3	7	.429	7	7	1.000	2	12	14	0	1	5	6	24	4.8
TOTALS		5	54	7	17	.412	3	7	.429	7	7	1.000	2	12	14	0	1	5	6	24	4.8



AUSTIN RIVERS • #25 • GUARD

HEIGHT:

6-4

WEIGHT:

205 lbs

BIRTHDATE:

Birthdate: August 1, 1992 in Santa Monica, CA

COLLEGE:

Duke

HIGH SCHOOL:

Winter Park High School in Winter Park, FL

EXPERIENCE:

10 Years

ACQUIRED:

Via free agency on July 21, 2022

DRAFTED:

2012, 1st Round (10th overall) by the New Orleans Pelicans





AUSTIN RIVERS • #25 • GUARD

2021-22 NBA SEASON (DENVER)

Played in 67 games (18 starts), averaging 6.0 points, 1.7 rebounds and 1.3 assists in 22.1 minutes ... Posted 15 points on 6-12 shooting, four assists, three steals and two rebounds in 35 minutes vs. GSW on 3/7 ... Recorded a season-high 25 points on 8-11 shooting and 7-10 from three along with two steals in 26 minutes at BKN on 1/26 ... Posted 11 points on 5-9 shooting, three rebounds and one assists in 47 minutes vs. IND on 12/15 ...

NBA CAREER NOTES

Signed via free agency by the Timberwolves on 7/21/22...Signed a contract with the Nuggets on 8/31/21 ... Signed with the Nuggets for the remainder of the season on 4/30/21 ... Signed a 10-day contract with the Denver Nuggets on 4/20/21 ... Waived by the Thunder on 3/28/21 ... Traded to the Oklahoma City Thunder on 3/25/21 ... Traded to the New York Knicks on 11/27/20 ... Signed a multi-year contract with the Rockets on 11/25/20 ... Re-signed with the Rockets as a free agent on 7/16/19 ... Signed a contract with the Houston Rockets on 12/24/18 ... Waived by the Suns on 12/18/18 ... Traded to the Phoenix Suns on 12/17/18 ... Traded to the Washington Wizards on 6/26/18 ... Signed a multi-year contract with the Clippers on 7/8/16 ... Signed a multi-year contract with the Clippers on 7/13/15 ... Traded to the Los Angeles Clippers on 1/15/15 ... Traded to the Boston Celtics on 1/12/15 ... Drafted by the New Orleans Hornets in the first round (10th overall) in the 2012 NBA Draft...**2020-21 (New York/Denver):** Appeared in 36 games (seven starts) with the New York Knicks and Denver Nuggets, averaging 7.9 points, 2.3 rebounds and 2.3 assists in 23.5 minutes ... Posted a season-high tying 25 points, three rebounds, three assists and three steals in 28 minutes vs. NYK on 5/5/21 ... Recorded eight points, a season-high six rebounds and four assists in 34 minutes vs. BKN on 1/13/21 ... Registered 12 points, five rebounds and a season-high tying six assists in 32 minutes vs. OKC on 1/8/21 ... **2019-20 (Houston):** Played in 68 games (four starts), averaging 8.8 points, 2.6 rebounds and 1.7 assists in 23.4 minutes ... Posted a career-high 41 points (14-20 FG, 6-11 3FG), six rebounds, four assists and two steals in 33 minutes at SAC on 8/9/20 ... Recorded three points, a season-high nine rebounds, three assists and two steals in 31 minutes vs. IND on 8/12/20 ... Registered 14 points, five rebounds, a season-high tying five assists and a career-high tying two blocks in 28 minutes vs. DET on 12/14/19 ... **2018-19 (Washington/Houston):** Appeared in 76 games (15 starts) with Washington and Houston, averaging 8.1 points, 2.1 rebounds and 2.2 assists in 26.7 minutes ... Posted a season-high 25 points (10-14 FG, 4-7 3FG) and two assists at ORL on 1/13/19 ... Recorded nine points, a season-high seven rebounds and a season-high tying seven assists in 34 minutes at ATL on 12/5/18 ... **2017-18 (LA Clippers):** Played in 61 games (59 starts), averaging 15.1 points, 2.4 rebounds, 4.0 assists and 1.21 steals in 33.7 minutes ... Posted a season-high 38 points (14-20 FG, 5-8 3FG), three rebounds and two assists in 33 minutes at MEM on 12/23/17 ... Recorded 19 points, a season-high eight rebounds and six assists in 38 minutes vs. LAL on 11/27/17 ... Registered 10 points and a season-high nine assists in 39 minutes vs. DEN on 4/7/18 ... **2016-17 (LA Clippers):** Appeared in 74 games (29 starts), averaging 12.0 points, 2.2 rebounds and 2.8 assists in 27.8 minutes ... Registered 10 points, a season-high nine points and four assists in 43 minutes vs. SAC on 3/26/17 ... Recorded seven points, a career-high 10 assists in 36 minutes at NYK on 2/8/17 ... Posted a season-high 28 points (10-16 FG), four rebounds and seven assists in 44 minutes vs. MEM on 1/4/17 ... **2015-16 (LA Clippers):** Played in 67 games (seven assists), averaging 8.9 points, 1.9 rebounds and 1.5 assists in 21.9 minutes ... Posted a season-high 32 points (12-19 FG, 7-9 3FG), four rebounds, a season-high tying five assists and two steals in 39 minutes at OKC on 3/31/16 ... Recorded 16 points, a season-high six rebounds, three assists and two steals in 27 minutes at DAL on 11/11/15 ... **2014-15 (New Orleans/LA Clippers):** Appeared in 76 games (five starts), averaging 7.0 points, 2.0 rebounds and 2.0 assists in 20.6 minutes ... Registered 13 points, four rebounds, a season-high tying six assists and two steals in 22 minutes vs. MIN on 3/9/15 ... Posted a season-high 28 points (11-19 FG, 5-9 3FG), two assists and three steals in 26 minutes vs. SAC on 2/21/15 ... Recorded eight points, a season-high tying six rebounds and six assists in 24 minutes at LAC on 12/6/14 ... **2013-14 (New Orleans):** Played in 69 games (four starts), averaging 7.7 points, 1.9 rebounds and 2.3 assists in 19.4 minutes ... Posted a season-high 20 points, a career-high 10 rebounds and six assists in 45 minutes at HOU on 4/12/14 ... Recorded 14 points and a season-high tying nine assists in 24 minutes vs. SAC on 3/31/14 ... **2012-13 (New Orleans):** Appeared in 61 games (26 starts), averaging 6.2 points, 1.8 rebounds and 2.1 assists in 23.2 minutes ... Recorded seven points and a season-high seven rebounds in 29 minutes vs. IND on 12/22/12 ... Posted a season-high 27 points (9-14 FG, 5-6 3FG) and three assists in 38 minutes vs. MIN on 12/14/12 ... Registered 14 points and six assists in 27 minutes at LAC on 11/26/12.

PLAYOFF NOTES

Career: Appeared in 60 games (15 starts) over seven playoff runs with LA Clippers, Houston and Denver, averaging 7.5 points, 2.0 points and 1.5 assists in 22.1 minutes ... **2022 (Denver):** Appeared in five games, averaging 4.2 points, 1.2 assists and a playoff career-high 1.40 steals in 21.6 minutes in the first round vs. GSW ... Registered three points, a playoff season-high three assists and a playoff career-high five steals in game four vs. GSW on 4/24 ... Recorded a playoff season-high seven points (3-5 FG, 1-2 3FG) in 21 minutes in game two at GSW on 4/18 ... **2021 (Denver):** Played in 10 games (nine starts), averaging 9.2 points, 1.7 rebounds and 2.1 assists in 30.5 minutes ... Appeared in all four games (three starts) in the second round vs. PHX, averaging 5.8 points, 1.0 rebounds and 1.8 assists in 25.9 minutes ... Started all six games in the first round vs. POR, averaging 11.5 points, 2.2 rebounds and 2.3 assists in 33.6 minutes ... Recorded 18 points (5-10 FG, 4-8 3FG) and seven assists in 47 minutes vs. POR on 6/1/21 ... Posted 21 points (7-14 FG, 5-10 3FG), four rebounds and two assists in 37 minutes at POR on 5/27/21 ... **2020 (Houston):** Appeared in 12 games, averaging 4.8 points, 2.5 rebounds and 1.3 assists in 17.6 minutes ... Played in five games in the second round vs. LAL, averaging 6.6 points, 2.2 rebounds and 1.6 assists in 17.1 minutes ... Appeared in seven games vs. OKC in the first round, averaging 3.4 points, 2.7 rebounds and 1.1 assists in 18.0 minutes ... **2019 (Houston):** Played in 10 games, averaging 7.4 points, 2.1 rebounds and 1.0 assists in 21.5 minutes ... Appeared in five games in the second round vs. GSW, averaging 8.6 points, 2.6 rebounds and 1.6 assists in 25.6 minutes ... Posted 14 points and two assists in 24 minutes at GSW on 4/30/19 ... Recorded 10 points, six rebounds, three assists and two steals in 33 minutes vs. GSW on 5/6/19 ... Played in five games in the first round vs. UTA, averaging 6.2 points and 1.6 rebounds in 17.4 minutes ... **2017 (LA Clippers):** Appeared in three games (two starts), averaging 8.0 points and 2.7 rebounds in 30.0 minutes ... Posted 13 points and four rebounds in 35 minutes at UTA on 4/28/17 ... **2016 (LA Clippers):** Played in six games (two starts), averaging 10.3 minutes, 2.7 rebounds and 2.7 assists in 24.0 minutes ... Posted 21 points, six rebounds and eight assists in 32 minutes at POR on 4/29/16 ... **2015 (LA Clippers):** Appeared in 14 games (two starts), averaging 8.4 points, 1.7 rebounds and 1.1 assists in 17.9 minutes ... Played in seven games (two starts) in the second round vs. HOU, averaging 11.3 points, 2.3 rebounds and 1.6 assists ... Posted 25 points, six rebounds and two assists in 23 minutes vs. HOU on 5/8/15 ... Appeared in seven games vs. SAS in the first round, averaging 5.4 points and 1.1 rebounds.

**AUSTIN RIVERS • #25 • GUARD****COLLEGE NOTES**

2017-18 (Kentucky): Made the Dean's List in the Fall 2017 and was a SEC First-Year Academic Honor Roll member... Appeared in 14 games averaging 5.9 points, 7.9 rebounds and 1.0 assists... Led the team in rebounding when he was in action... Grabbed 10 or more rebounds in five of his 14 appearances... Missed the first two and a half months of the season due to a left foot injury... Made his first appearance in conference play in January and became an immediate impact player... Played at least 15 minutes in his final nine games... Suffered a separate left foot injury in practice before the Southeastern Conference Tournament and did not play the rest of the season... Recorded six or more rebounds in his final seven games, including nine or more in five straight... Hauled in 11 rebounds in 24 minutes vs. Ole Miss ... Notched his first career double-double with 11 points and a career-high 15 rebounds in a career-high 27 minutes vs. Missouri... Also blocked a career-high three shots vs. the Tigers... Just missed out on double-doubles in the previous two games with back-to-back performances of 11 points and nine rebounds each vs. Arkansas and Alabama... Six of his nine rebounds vs. Arkansas were on the offensive end... Dished out three assists to go along with 10 rebounds at No. 10/11 Auburn... Posted seven points and seven rebounds in 24 minutes at Texas A&M... Nearly notched a double-double with eight points and 10 rebounds in just 16 minutes at Missouri... Pivotal presence in the 17-point come-from-behind win at No. 7/7 West Virginia with a then-career-high 11 rebounds, including a career-best seven offensive rebounds.

PERSONAL NOTES

Parents are Gwen and Robert Vanderbilt... Siblings are Rean, Jamal, Jene, Tasha and Robert... Sister Jene competed in basketball for the University of Texas at San Antonio... Participated in track in high school, winning district titles in the 100 and 200 meters...

SOCIAL MEDIA

Twitter: @JVando

Instagram: jvando_



AUSTIN RIVERS • #25 • GUARD

CAREER HIGHS

	REGULAR SEASON		PLAYOFFS			
POINTS	41	8/9/2020	HOU @ SAC	25	5/8/2015	HOU @ LAC
FIELD GOALS	14	8/9/2020	HOU @ SAC (TWICE)	10	5/8/2015	HOU @ LAC
FG ATTEMPTS	25	12/22/2017	LAC @ HOU	19	4/29/2016	LAC @ POR
3-POINT FG	7	1/26/2022	DEN @ BKN (4 TIMES)	5	5/27/2021	DEN @ POR
3-POINT FGA	15	12/22/2017	LAC @ HOU	10	5/27/2021	DEN @ POR
FREE THROWS	11	12/20/2014	POR @ NOP	4	6/1/2021	POR @ DEN (4 TIMES)
FT ATTEMPTS	12	12/20/2014	POR @ NOP	6	9/12/2020	HOU @ LAL
OFF. REBOUNDS	3	11/8/2021	MIA @ DEN (7 TIMES)	2	4/25/2016	LAC @ POR (TWICE)
DEF. REBOUNDS	9	4/12/2014	NOP @ HOU	6	5/6/2019	GSW @ HOU (TWICE)
REBOUNDS	10	4/12/2014	NOP @ HOU	6	5/6/2019	GSW @ HOU (3 TIMES)
ASSISTS	10	2/8/2017	LAC @ NYK	8	4/29/2016	LAC @ POR
STEALS	4	4/28/2021	NOP @ DEN (7 TIMES)	5	4/24/2022	GSW @ DEN
TURNOVERS	5	12/29/2019	HOU @ NOP (4 TIMES)	3	9/10/2020	LAL @ HOU (5 TIMES)
BLOCKED SHOTS	2	1/27/2020	HOU @ UTA (6 TIMES)	2	5/22/2021	POR @ DEN
MINUTES	46	1/19/2019	LAL @ HOU (TWICE)	47	6/1/2021	POR @ DEN

NBA REGULAR SEASON STATS

YEAR	TEAM	G	MIN	FG	FGA	PCT	FG	FGA	PCT	FT	FTA	PCT	OFF	DEF	TOT	AST	STL	TO	BLK	PTS	AVG
12-13	NOP	61	1418	145	390	.372	28	86	.326	59	108	.546	16	93	109	127	26	74	9	377	6.2
13-14	NOP	69	1339	192	474	.405	36	99	.364	110	173	.636	26	103	129	160	45	77	9	530	7.7
14-15	NOP/LAC	76	1563	203	496	.409	39	131	.298	85	126	.675	27	125	152	155	48	65	14	530	7.0
15-16	LAC	67	1464	226	516	.438	62	185	.335	79	116	.681	22	108	130	99	48	61	9	593	8.9
16-17	LAC	74	2054	323	731	.442	111	299	.371	132	191	.691	20	141	161	204	48	115	10	889	12.0
17-18	LAC	61	2057	341	805	.424	136	360	.378	102	159	.642	27	118	145	242	74	109	16	920	15.1
18-19	WAS/HOU	76	2028	232	572	.406	104	327	.318	50	95	.526	25	137	162	167	47	68	23	618	8.1
19-20	HOU	68	1594	211	501	.421	96	270	.356	78	111	.703	27	148	175	113	49	50	10	596	8.8
20-21	NYK/DEN	36	845	104	245	.424	55	149	.369	22	31	.710	8	74	82	81	30	36	2	285	7.9
21-22	DEN	67	1480	146	350	.417	79	231	.342	32	44	.727	19	95	114	90	51	54	6	403	6.0
TOTALS		655	15842	2123	5080	.418	746	2137	.349	749	1154	.649	217	1142	1359	1438	466	709	108	5741	8.8

NBA PLAYOFF STATS

YEAR	TEAM	G	MIN	FG	FGA	PCT	FG	FGA	PCT	FT	FTA	PCT	OFF	DEF	TOT	AST	STL	TO	BLK	PTS	AVG
2015	LAC	14	250	46	105	.438	13	35	.371	12	19	.632	6	18	24	16	10	12	4	117	8.4
2016	LAC	6	144	26	61	.426	4	17	.235	6	9	.667	4	12	16	16	3	7	0	62	10.3
2017	LAC	3	90	9	26	.346	4	13	.308	2	2	1.000	1	7	8	2	1	5	1	24	8.0
2019	HOU	10	215	27	62	.435	16	35	.457	4	6	.667	2	19	21	10	5	8	1	74	7.4
2020	HOU	12	211	19	61	.311	9	35	.257	10	13	.769	2	28	30	16	7	8	1	57	4.8
2021	DEN	10	305	30	69	.435	19	46	.413	13	16	.813	1	16	17	21	2	9	3	92	9.2
2022	DEN	5	108	8	18	.444	4	12	.333	1	1	1.000	0	3	3	6	7	4	1	21	4.2
TOTALS		60	1323	165	402	.410	69	193	.358	48	66	.727	16	103	119	87	35	53	11	447	7.5



D'ANGELO RUSSELL • #0 • GUARD

HEIGHT:

6-4

WEIGHT:

200 lbs

BIRTHDATE:

February 23, 1996 in Louisville, Kentucky

COLLEGE:

Ohio State

HIGH SCHOOL:

Montverde Academy in Montverde, Florida

EXPERIENCE:

7 Years

ACQUIRED:

Via trade on February 6, 2020

DRAFTED:

2015, 1st round (2nd overall) by the Los Angeles Lakers





D'ANGELO RUSSELL • #0 • GUARD

2021-22 NBA SEASON (MINNESOTA)

Appeared in 65 games (all starts) for the Timberwolves, his most since playing in 81 games during the 2018-19 season...Averaged 18.1 points on 41.1% shooting, 3.3 rebounds and a career-high 7.1 assists per game...Registered 12 point/assist double-doubles, the second-most of his career (13 in 2018-19)...Tallied 20+ points on 27 occasions and dished out 10+ assists 14 times... On April 1 at Denver, Russell added 24 points on 6-of-12 shooting, including a season-high 10-of-11 from the free throw line, marking his 27th 20+ point game of the season (167th career). It marked the third time in his career that he's connected on 10+ free throws and first since Jan. 5, 2017 at Portland...Russell scored 22 of his 24 points in the first half against the Nuggets, his first 20+ point first half of the season and 10th of his career...On Mar. 5 vs Portland, registered his 11th double-double of the season (42nd career) with 14 points and a career-high 15 assists...Russell became the 13th player in team history with 15+ assists, the franchise record is 19, set by Ricky Rubio on Mar. 13, 2017 vs. Washington...At home against the Warriors on Mar. 1, notched 22 points on the night, marking his fourth-straight 20+ point performance...On Feb. 24 vs Memphis, he ended the night with a season-high 37 points on 13-of-21 shooting, including 3-of-8 from deep and nine assists, accounting for his fourth 30+ point outing of the season (37th career)...Of his 37 points, he scored 23 in the fourth quarter, the second-most points he has scored in a fourth quarter in his career...The 23 fourth-quarter points made him the ninth Timberwolves player since 1996-97 to score 20+ points in the final quarter and tied James Robinson (23 points on Dec. 30, 1996) for most points by a Wolves player in the last frame of the game since 96-97...With his fourth three-pointer on Feb. 15 vs Charlotte, Russell (25y-357d) eclipsed 1,000 career threes, becoming the second-youngest player in NBA history to reach 1,000 career threes (Bradley Beal, 25y-223d).

NBA CAREER NOTES

Acquired by the Minnesota Timberwolves from the Golden State Warriors along with Jacob Evans III and Omari Spellman on Feb. 6, 2020 in exchange for Andrew Wiggins, a 2021 protected first-round pick and a 2021 second-round pick...**2020-21 (Minnesota):** Appeared in 42 games (26 starts) for the Timberwolves that saw Russell average 19.0 points on 43.1% shooting, his best shooting output since the 2018-19 season and a career-high 38.7% from three-point range along with 5.8 assists and 2.3 rebounds per game...Registered six point/assist double-doubles, the second-most of his career (13 in 2018-19)...On Jan. 5 at Denver, he led the Timberwolves, scoring a season-high 33 points, shooting 10-of-21 from the field, including 4-of-9 from three and a near perfect 9-of-10 from the line...He dished out a season-high 11 assists and two steals...The 33-point performance marked his 32nd career 30+ point game and his first with the Timberwolves...The Jan. 5 performance marked Russell's third career 30+ point/10+ assist game and became the ninth player in Timberwolves history to accomplish the feat and the first since Ricky Rubio on Mar. 30, 2017 vs. L.A. Lakers...He tallied 31 points three rebounds, seven assists and a season-high four steals against Atlanta on Jan. 18, his second game in a Timberwolves uniform (16th career) with 30+ points and 7+ assists...He connected on six three-pointers in that Jan. 18 game against the Hawks, becoming the first Timberwolves player with a stat line of 30+ points/ 7+ assists/ 6+ 3FGM/4+ steals... In 24:52 minutes off the bench on Apr. 20 at Sacramento, Russell tallied a game-high-tying 28 points on 10-of-13 shooting including 6-of-8 from deep, accounting for his second game of the season (28th career, third in Minnesota) connecting on 6+ threes...He became the 10th Timberwolves player to have at least three games with 6+ triples made, joining James Robinson, Eddie Griffin, Rashad McCants, Jaylen Nowell, Anthony Peeler and Antoine Walker as the only players to connect on 6+ treys off the bench...Russell led the way for the Timberwolves on Apr. 26 vs. Utah, including scoring the game-winning layup with 4.2 seconds remaining...He finished with a game-high 27 points, on 10-of-16 shooting, including 7-of-12 from deep and a game-high 12 assists, good for his 18th career 20+ point/10+ assist game (second of the season)...Of his 27 points, 15 of them came in the in the second quarter alone, as he tallied a season-high-tying six three-pointers, the fifth time in his career hitting 6+ treys in the first half...The six threes in the first half tied the Timberwolves franchise record for most threes in a half...Russell's 27 points and 12 assists on Apr. 26 vs. Utah made him the third Timberwolves reserve player to have a 20+ point/10+ assists game, joining J.J. Barea (2012) and Mo Williams (2015)...Of the three instances in Timberwolves history, Russell scored the most points in a 20+ point/10+ assist performance off the bench... Back in the starting lineup for the first time since Feb. 8 at Dallas, Russell notched his third 20+ point/10+ assist game of the season (19th career) with 22 points on 8-of-13 shooting, including a perfect 8-of-8 from the free throw line and a season-high 14 assists on May 5 vs Memphis...The 14 assists are the most by Russell since dishing out 14 on Feb. 11, 2019 (Brooklyn at Toronto)...**2019-20 (Golden State/Minnesota):** Appeared in a total of 45 games (all starts) for the Warriors and Timberwolves, averaging a career-high 23.1 points, 3.9 rebounds and 6.3 assists in 32.3 minutes per game... With the Wolves, averaged 21.7 points, 4.6 rebounds and 6.6 assists in 12 games... Scored 22 points on 7-of-12 shooting, including 4-of-5 from long distance, in his Timberwolves debut Feb. 10 at Toronto... Recorded two point/assist double-doubles for Minnesota: Feb. 12 vs. Charlotte with 26 points and 11 assists and Feb. 21 vs. Boston with 18 points and a season-high 13 assists...Tallied 29 points, his most in a Wolves uniform, Feb. 24 at Dallas... Grabbed a season-high-tying nine rebounds Mar. 1 vs. Dallas... Posted a career-high-tying four steals Mar. 10 at Houston... In 33 games with Golden State, averaged 23.6 points, 3.7 rebounds and 6.2 assists in 32.1 minutes per game... Recorded a career-high 52 points, on 19-of-37 shooting, and added nine rebounds Nov. 8 at Minnesota... Scored 30+ points 10 times with the Warriors...**2018-19 (Brooklyn):** Appeared in a career-high 81 games (all starts), averaging a career-high 21.1 points (career-high .434 FG%, career-high .369 3P%, .780 FT%), career-high-tying 3.9 rebounds, career-high 7.0 assists, 1.23 steals in 30.2 minutes per game... Scored in double figures in 73 games, 20-or-more in 48, 30-or-more in 14, 40-or-more in three... Recorded 14 double-doubles (point/assist - 13, point/rebound - 1), including 13 20/10 games... His 14 30-point efforts were a career-high (had seven in his first three seasons combined) and the most for a Nets player since Vince Carter had 25 in 2006-07... The three 40-point games were the most by a Net since Devin Harris had three in 2008-09 and matched the total of 40-point games scored by all other Nets in the Brooklyn era (since 2012-13)... Recorded at least 25 points and five assists in 26 games, matching a Nets franchise single-season record shared by Vince Carter (2006-07) and Stephon Marbury (2000-01)... Earned first-career All-Star selection, becoming the 15th Net to receive the honor and the first since Joe Johnson in 2013-14... At 22 years old, became second-youngest Net to be an All-Star, trailing only Buck Williams who was 21 when he was named to the 1982 NBA All-Star Game... Named first-career Eastern Conference Player of the Week for games played January 14-20, after leading the Nets to a 3-0 week with averages of 28.0 points and 7.0 assists in 32.7 minutes per game... With 234 3-pointers made in 2018-19, set a new franchise single-season record for most 3-point field goals made, passing Allen Crabbe's 201 (2017-18)... On Feb. 13 at Cleveland, tallied 14 points in the third overtime period to finish with 36 points to help the Nets outlast the Cavaliers, 148-139.... Tied with three players for the third-most points scored in an overtime period (Gilbert Arenas, 16 points; Earl Boykins, 15)... On Feb. 23 at Charlotte, scored 40 points on his 23rd birthday, becoming the youngest player in NBA history to score at least 40 points on their birthday... On Mar. 19 at Sacramento, recorded a career-high 44 points (including 27 points in the fourth quarter, a career-high for any quarter), 12 assists, four rebounds and four steals in 38 minutes in the largest comeback in Nets history, overcoming a 28-point deficit (25-point fourth-quarter deficit) to win, 123-121... The 44 points matched Bojan Bogdanovic's record (3/15/16 vs. Philadelphia) for the most points scored by a Net in the Brooklyn era (2012-13)... Became the third Nets player in franchise history to have three or more 40-point games on the road in a single season, joining Vince Carter (four, 2005-06) and John Williamson (three, 1977-78)... Joined teammate Ed Davis as the first



D'ANGELO RUSSELL • #0 • GUARD

Nets to play at least 81 games in a season since Mason Plumlee (82 games, 2014-15) and became the first Nets guard to play in that many games since Vince Carter played in every regular season game (82) in 2006-07...**2017-18 (Brooklyn):** Appeared in 48 games (35 starts), averaging 15.5 points (.414 FG%, .324 3P%, .740 FT%), 3.9 rebounds, 5.2 assists in 25.7 minutes per game with the Brooklyn Nets... Scored 20-or-more points in 15 games, 30-or-more in three... On Mar. 23 at Toronto, recorded first career triple-double with 18 points, a career-high 11 rebounds, and a then-career-high 13 assists... First Nets triple-double since Terrence Williams on 4/9/10 vs. Chicago... Became the youngest player (22 years, 28 days) to record a triple-double in Nets franchise history, surpassing Kenny Anderson (22 years, 62 days on 12/10/92 vs. L.A. Clippers)... On Mar. 13 vs. Toronto, scored 24 of his 32 points in the first quarter, hitting seven 3-pointers in the opening frame, matching the second-most in a quarter in Nets franchise history... His 24 first-quarter points were the most for a Net in an opening period since Vince Carter scored 24 on 4/9/05 vs. Boston... On Oct. 18 at Indiana, in first game as a Net, recorded 30 points, three rebounds and five assists, tying Nate 'Tiny' Archibald for the most points scored in a Nets debut (30 points in the first game in Nets NBA history on 10/22/76 at Golden State)... The 30 points were also the most in a Nets season opener since Stephon Marbury's 39 points in 1999... **2016-17 (L.A. Lakers):** Appeared in 63 games (60 starts), averaging 15.6 points, 3.5 rebounds, 4.8 assists, 1.38 steals in 28.7 minutes per game with the Los Angeles Lakers... Scored in double figures in 48 games, 20-or-more in 19, 30-or-more in two, 40-or-more in one... On Mar. 19 vs. Cleveland, scored a then-career-high 40 points with six assists, becoming the youngest Laker to reach that point total in franchise history... **2015-16 (L.A. Lakers):** Appeared in 80 games (48 starts), averaging 13.2 points, 3.4 rebounds, 3.3 assists, 1.16 steals in 28.2 minutes per game as a rookie with the Los Angeles Lakers... Scored in double-figures in 53 games, 20-or-more in 13, 30-or-more in two... Finished the year ranked fourth among rookies in assists and steals and fifth in points and 3-point field goal percentage... Was one of 10 American rookie and sophomore players selected by the league's assistant coaches to participate in the Rising Stars Challenge at NBA All-Star 2016... Tallied 22 points, a USA team-high seven assists and two steals in 16 minutes off the bench in the 2016 Rising Stars Challenge... With 130 3-point field goals made, became the youngest player in NBA history to make 120-or-more 3-pointers in a single season and is one of only 20 NBA rookies in NBA history to make 120 triples in a season... Finished tied for 15th among rookies in most 3-pointers made in a single season... On Mar. 1 vs. Brooklyn, scored a then-career-high 39 points, hitting eight 3-pointers in the game to become the youngest player in NBA history to make eight 3-pointers in a game at 20 years and seven days... The eight threes in a game are the most by a Lakers rookie in franchise history (previously Nick Van Exel with six, twice)... The 39 points were the most by a Lakers rookie since Elgin Baylor scored 39 on 3/11/59... Became just the third rookie in team franchise history to score at least 39 points in a game, joining Baylor (three times) and Vern Mikkelsen.

PLAYOFF NOTES

2022 (Minnesota): Appeared in all six (all starts) for the Timberwolves First Round matchup against the Memphis Grizzlies, averaging 12.0 points, 2.5 rebounds, a team-high 6.7 assists, a team-best 1.50 steals in 32.7 minutes per game... Scored in double figures in five games and 20+ points once... Led the Wolves in scoring in Game 3 on Apr. 22, scoring 22 points on 9-of-21 shooting, including 4-of-8 from three while adding five rebounds and a team-high eight assists...**2019 (Brooklyn):** Appeared in five games (all starts), averaging 19.4 points, 3.6 rebounds, 3.6 assists, 1.40 steals in 29.6 minutes per game with the Brooklyn Nets... Scored in double figures in four games, 20-or-more in three... Led Nets in scoring in two games, assists in three... On 4/13 at Philadelphia (Game 1 of the First Round), in NBA Playoff debut, recorded playoff career-high-tying 26 points (10-25 FG, 2-6 3P, 4-5 FT), three rebounds, four assists and one steal in 29 minutes... On 4/19 vs. Philadelphia (Game 3 of the First Round), tied playoff career-high 26 points (12-27 FG, 2-9 3P) to go along with four rebounds, three assists and two steals in 30 minutes...**2019 (Brooklyn):** Appeared in five games (all starts), averaging 19.4 points, 3.6 rebounds, 3.6 assists, 1.40 steals in 29.6 minutes per game with the Brooklyn Nets... Scored in double figures in four games, 20-or-more in three... Led Nets in scoring in two games, assists in three... On 4/13 at Philadelphia (Game 1 of the First Round), in NBA Playoff debut, recorded playoff career-high-tying 26 points (10-25 FG, 2-6 3P, 4-5 FT), three rebounds, four assists and one steal in 29 minutes... On 4/19 vs. Philadelphia (Game 3 of the First Round), tied playoff career-high 26 points (12-27 FG, 2-9 3P) to go along with four rebounds, three assists and two steals in 30 minutes.

COLLEGE NOTES

2014-15: In his lone collegiate season at Ohio State (2014-15), appeared in 35 games (all starts), averaging 19.3 points, 5.7 rebounds, 5.0 assists and 1.6 steals in 33.9 minutes per game... Won the Jerry West Award, honoring the nation's best shooting guard... Was a consensus First-Team All-American... Selected First-Team All-Big 10 and Big 10 Freshman of the Year by both coaches and media... Finished fifth in the John R. Wooden Award voting following the 2014-15 season... Won the USBWA Wayman Tisdale Freshman of the Week award for the weeks of 1/26 and 2/10... Was a National Player of the Week selection by NCAA.com, Naismith, USBWA, and CBSSports.com for the week of 1/26... Named USBWA All-District V... Was the Big 10 Player of the Week twice (weeks of 1/26 and 2/9) and the Big Ten Freshman of the Week seven times (weeks of 12/8, 12/29, 1/19, 1/26, 2/2, 2/9, 3/2)... Was the leading freshman scorer in the country... On Feb. 8 at Rutgers, recorded a triple-double with 23 points, 11 rebounds and 11 assists, marking the first triple-double ever recorded by an Ohio State freshman.

PERSONAL

Is the son of Antonio Russell and Keisha Rowe... Has four siblings: Antonio Russell, Lashaun Gilliam, Tayshaun Brown and Cloee Russell... Was a McDonald's All-American selection in 2014 at the conclusion of his prep career... Participated in the 2014 Jordan Brand Classic... Attended Montverde Academy (Montverde, Fla.) in high school, helping the team to a 27-2 record as a junior before going 28-0 as a senior and winning the National High School Invitational championship both years... Played alongside current NBA player Joel Embiid at Montverde... Transferred to Montverde from Central High School in Louisville, Ky. after his freshman season... The athlete he most admires outside of the NBA is Muhammad Ali... Lists his greatest personal achievement as making it to the NBA... Lists the person he most admires as his father... Enjoys watching movies in his free time, with his favorite actor being Will Smith... Lists hip-hop artist J Cole as his favorite musician... Enjoys paintballing during the offseason ... Wants to become a broadcaster after retiring from the NBA... Lists Ohio State football as his favorite non-NBA sports team... Is named after R&B singer-songwriter D'Angelo... Was heavily involved in the community while with the Lakers, participating in the Kaiser Permanente Fit For Life Health Clinic, the Salvation Army Turkey Giveaway, the Challengers Boys & Girls Club court renovation and various Meet & Greets...



D'ANGELO RUSSELL • #0 • GUARD

SOCIAL MEDIA

Twitter: @Dloading

Instagram: dloading

CAREER HIGHS

	REGULAR SEASON		PLAYOFFS	
POINTS	52	11/8/2019	GSW @ MIN	26
FIELD GOALS	19	11/8/2019	GSW @ MIN	12
FG ATTEMPTS	37	11/8/2019	GSW @ MIN	27
3-POINT FG	9	1/24/2020	IND @ GSW (3 TIMES)	4
3-POINT FGA	17	11/8/2019	GSW @ MIN	9
FREE THROWS	11	4/8/2016	LAL @ NOP	5
FT ATTEMPTS	13	4/8/2016	LAL @ NOP	5
OFF. REBOUNDS	5	12/4/2015	LAL @ ATL	2
DEF. REBOUNDS	9	11/8/2019	GSW @ MIN (4 TIMES)	5
REBOUNDS	11	3/23/2018	BRK @ TOR	7
ASSISTS	15	3/5/2022	POR @ MIN	9
STEALS	4	3/10/2020	MIN @ HOU (12 TIMES)	3
TURNOVERS	9	11/15/2019	BOS @ GSW (4 TIMES)	4
BLOCKED SHOTS	3	2/3/2021	MIN @ SAS (2 TIMES)	1
MINUTES	45	11/30/2018	MEM @ BRK	39
				4/18/2019
				4/18/2019
				4/18/2019
				4/21/2022
				4/21/2022
				4/16/2022
				4/16/2022
				4/20/2019
				4/21/2022
				4/20/2019
				4/16/2022
				4/29/2022
				4/29/2022
				4/20/2019
				4/26/2022

NBA REGULAR SEASON STATS

YEAR	TEAM	G	MIN	FG	FGA	PCT	FG	FGA	PCT	FT	FTA	PCT	OFF	DEF	TOT	AST	STL	TO	BLK	PTS	AVG
15-16	LAL	80	2259	392	956	.410	130	370	.351	140	190	.737	47	227	274	266	93	196	13	1054	13.2
16-17	LAL	63	1811	351	867	.405	135	384	.352	147	188	.782	31	190	221	303	87	176	16	984	15.6
17-18	BRK	48	1234	278	672	.414	90	278	.324	97	131	.740	30	159	189	249	36	147	17	743	15.5
18-19	BRK	81	2448	659	1517	.434	234	635	.369	160	205	.780	53	262	315	563	100	253	20	1712	21.1
19-20	GS/MIN	45	1452	360	846	.426	158	431	.367	161	199	.809	17	160	177	285	48	147	13	1039	23.1
20-21	MIN	42	1196	281	652	.431	120	310	.387	114	149	.765	16	95	111	244	45	112	18	796	19.0
21-22	MIN	65	2077	401	975	.411	176	518	.340	198	240	.825	25	191	216	460	62	165	22	1176	18.1
TOTALS		424	12477	2722	6485	.420	1043	2926	.356	1017	1302	.781	219	1284	1503	2370	471	1196	119	7504	17.7

NBA PLAYOFF STATS

YEAR	TEAM	G	MIN	FG	FGA	PCT	FG	FGA	PCT	FT	FTA	PCT	OFF	DEF	TOT	AST	STL	TO	BLK	PTS	AVG
2019	BRK	5	148	37	103	.359	12	37	.324	11	13	.846	2	16	18	18	7	14	1	97	19.4
2022	MIN	6	196	24	72	.333	12	31	.387	12	16	.750	0	15	15	40	9	17	0	72	12.0
TOTALS		11	344	61	175	.349	24	68	.353	23	29	.793	2	31	33	58	16	31	1	169	15.4



KARL-ANTHONY TOWNS • #32 • CENTER

HEIGHT:

7-0

WEIGHT:

238 lbs

BIRTHDATE:

November 15, 1995 in Edison, New Jersey

COLLEGE:

Kentucky

HIGH SCHOOL:

St. Joseph High School in Metuchen, New Jersey

EXPERIENCE:

7 Years

ACQUIRED:

2015 NBA Draft

DRAFTED:

2015, 1st Round (1st overall) by the Minnesota Timberwolves



**KARL-ANTHONY TOWNS • #32 • CENTER****2021-22 NBA SEASON (MINNESOTA)**

In his seventh NBA season, Towns finished the 2021-22 campaign playing and starting in 74 games...Ranked 11th in scoring (24.6 ppg), 14th in rebounding (9.8 rpg), 16th in field goal percentage (52.9%) and 17th in three-point percentage (41.0%)... It marked Towns' fourth season (2017-18, 2018-19, 2019-20 and 2021-22) averaging 20+ points on 50%+ shooting from the field and 40%+ from three per game, tying Kevin Durant for the most such seasons in the NBA since the three-point line was added in 1979...Named a Western Conference All-Star for the third time in his career, Towns marked his third All-Star Game appearance on Feb. 20 in Cleveland with nine points, six rebounds and three assists...He became the first center to win the MTN DEW 3-point Contest on All-Star Saturday night, scoring an event-record 29 points in the final round, beating out Atlanta Hawks guard Trae Young and LA Clippers guard Luke Kennard...Towns was also named Western Conference Player of the Week three times during the season and marked the seventh time in his career that he has won the weekly award (April 11, 2016, Mar. 13, 2017, Nov. 20, 2017, Oct. 28, 2019, Dec. 20, 2021, Mar. 7, 2022 and Mar. 21, 2022)...In Minnesota's 149-139 win over the San Antonio Spurs on Mar. 14, Towns erupted for a career-high and franchise record 60 points on a career-high 19-of-31 shooting, including 7-of-11 from three-point range and 15-of-16 from the free throw line...Towns added a season-high-tying 17 rebounds, becoming the first player in NBA history to reach each of those numbers in a game...Towns became the first center with a 60-point game since Shaquille O'Neal (Mar. 6, 2000), a feat achieved by Wilt Chamberlain in a regular season game 32 times in his NBA career...The only other centers to accomplish that feat are George Mikan, David Robinson and O'Neal (once each)...Towns scored a franchise-record 32 of his 60 points in the third quarter, marking the fifth-most points scored in a single quarter in NBA history...Per Elias Sports Bureau, over the last 50 years, only three other players have posted a 60+ point/15+ rebound game (Karl Malone 1990, Michael Jordan 1990 and O'Neal 2000... Following his career season in 2021-22, leading the Wolves to the playoffs for the second time since 2004, he was named to the All-NBA Third Team for the second time in his career (2018), becoming the third player in franchise history to be named to multiple All-NBA teams (Garnett, 8x and Love, 2x)...Scored 20+ points 58 times, 30+ points 16 times and 40+ points twice...Grabbed 10+ rebounds 40 times and 15+ rebounds seven times.

NBA CAREER NOTES

Signed to a multi-year contract extension by the Timberwolves on July 7, 2022...Signed to a multi-year contract extension by the Timberwolves on Sept. 23, 2018... Signed by Minnesota on July 7, 2015... Selected by Minnesota in the 1st round (1st overall) of the 2015 NBA Draft...**2020-21 (Minnesota):** Wrapped up his sixth season averaging 20+ points and 10+ rebounds for the fifth season in a row...Led the Wolves in scoring (24.8 ppg), rebounding (10.6 rpg) and blocks (1.14 bpg) in 33.8 mpg... Shot 48.6% from the field, 38.7% from long distance and a career-best 85.9% from the line... Saw his string of 83 consecutive games with a made three-pointer end on May 15 vs. Boston, which was the eighth-longest such streak in NBA history...Ended the season scoring 20+ points in the final 14 games, marking the third-longest streak of Towns' career...On May 15 vs. Boston, he notched his 27th 20+ point/10+ rebound game of the season (206th career) after finishing with 24 points and a game-high 14 rebounds, including a season-high eight offensive boards. Since 2015-16, no other player in the NBA has more 20+ point/10+ rebound games...With three three-pointers on Apr. 21 at Sacramento, Towns eclipsed the 600 career three-pointers mark in his 396th career game, becoming the third fastest center/center-forward to reach 600 career threes (312 games, Nikola Mirotic) and (394 games, Dirk Nowitzki) ...Towns finished the night on Apr. 21 as the 41st player in NBA history with at least 9,000 career points (9,055), 4,600 career rebounds (4,622) and 600 career three-pointers (601) and just the second center from that group (Brook Lopez)...On Apr. 20 at Sacramento, Towns registered his 27th double-double of the season with 26 points, a season-high 18 rebounds, including a season-high seven offensive boards, five assists and four blocks, marking his 55th career game with 25+ points and 15+ rebounds, the second most games in Timberwolves history behind Kevin Garnett (84)...With his 13th point against the LA Clippers on Apr. 18, Towns eclipsed the 9,000-career point mark in his 394th career game, becoming the quickest Timberwolves player to hit 9,000 points (Kevin Garnett, 482 games)...On Apr. 9 at Boston, Towns registered 30 points, 12 rebounds, and seven assists, his ninth 30+ point/10+ rebound game of the season (65th career), moving him into sole possession of the franchise record for most 30/10 games in Timberwolves history, passing Kevin Garnett (64 games) ...The Apr. 9 performance marked the sixth time in his career that he registered 30+ points/10+rebounds/7+ assists, tying Kevin Love (6 games) for the most such games in Timberwolves history...On Mar. 18 at Phoenix, Towns scored 41 points on 15-of-24 shooting, 10 rebounds and eight assists, accounting for his eighth 40+ points/10+ rebounds game of his career...It marked his ninth 40+ point career performance, the second most in Timberwolves history (Kevin Love – 10)...Towns led the Timberwolves on Feb. 23 against Milwaukee, finishing with a team-high-tying 26 points on 10-of-19 from the field, a career-high 11 assists and eight rebounds, marking his second career game dishing out 10+ assists...On Opening Night against Detroit on Dec. 23, Towns joined Kevin Garnett (seven times), Tom Gugliotta (three times) and Kevin Love (three times) as the only Timberwolves players to register double-doubles on opening night, finishing with 22 points, 11 rebounds along with seven assists...The only other Wolves player to have 22 points, 11 rebounds and seven assists or better on Opening Night was Garnett, who did it twice (1997 and 2004)...**2019-20 (Minnesota):** In 35 games (all starts), averaged a career-high 26.5 points, on 50.8% shooting, including 41.2% from three-point range, 10.8 rebounds, a career-high 4.4 assists and 1.2 blocks in 33.9 minutes per game... Missed a total of 29 games: 27 games due to injury (15 with left knee sprain, 12 with left wrist fracture) and two games to suspension... Led the team in scoring 21 times and rebounding 27 times... Recorded 24 point/rebound double-doubles and four 20/15 games... Tallied 30+ points 11 times... Scored a season-high 40 points Jan. 22 at Chicago; this game was the 350th of his career and he became the 11th player in NBA history to have 7000+ points and 4000+ rebounds in his first 350 contests... Became the fifth player in NBA history to make at least two three-pointers in each of his first 16 games of a season (Stephen Curry (2x), Reggie Miller, Eddie Jones and James Harden)... Grabbed a season-high 17 rebounds Nov. 23 vs. Phoenix... Narrowly missed a triple-double with 22 points, 13 rebounds and nine assists Feb. 8 vs. Los Angeles Clippers... Made a career-high seven three-pointers on Opening Night Nov. 23 at Brooklyn and matched those seven made treys Nov. 18 at Utah... Made 3+ three-pointers 25 times... Named Western Conference Player of the Week on Oct. 28. **2018-19 (Minnesota):** Wrapped up his fourth season as one of only three members of the NBA's 50/40/80 club for 2018-19, joining guards Malcolm Brogdon (Milwaukee) and Joe Harris (Brooklyn)... Led the Wolves in scoring (24.4 ppg), rebounding (a career-high 12.4 rpg) and blocks (1.62 bpg) while adding a career-best 3.4 apg in 33.0 mpg... Shot 51.8% from the field, 40.0% from long distance and 83.6% from the line; he led Minnesota in both three-point accuracy and treys made (a career-high 142)... Ranked 13th in the league in scoring, 7th in rebounding, 9th in blocks, 28th in FG accuracy and 22nd in three-point accuracy... Started 77 games, missing two (Feb. 22-23) due to a concussion and three (Mar. 10, Apr. 9-10) with inflammation in his right knee... The DNP Feb. 22 at New York ended his ironman streak at 303 consecutive starts, the longest to open an NBA career since 1970-71 (when starts became an official statistic) and the 2nd-longest at any point in Wolves history; Kevin Garnett played in 351 in a row (Feb. 21, 2002-Apr. 7, 2006)... Collected 54 point/rebound double-doubles on the season (pushing his career total to 236), including seven 20+ point/20+ rebound efforts and 17 games with 30+ points/10+ rebounds... Racked up 33 points and 23 rebounds Mar. 23 at Memphis, his fifth career 30/20 outing (third of the season)... Dipped to 21.9 ppg (46.1%) and 11.0 rpg in his final seven outings, on the heels of a 14-game blitz at 31.4 ppg (56.4%) and 14.7 rpg... Scored his 7000th career point Mar. 21 at Charlotte and overtook Sam Mitchell (7161) for 3rd on the franchise's all-time scoring list Apr. 7 vs. Oklahoma City... Finished with



KARL-ANTHONY TOWNS • #32 • CENTER

35 points in the latter game (17 in the 4th quarter), his 57th career 30+ effort and 20th this year... Committed a club-record 11 TOs Apr. 5 vs. Miami, tying the NBA's single-game high for 2018-19 (also Ben Simmons and James Harden)... Pulled down his 1000th career offensive rebound Mar. 19 vs. Golden State and grabbed the 3000th rebound of his career Nov. 9 at Sacramento... Pumped in 40 points Mar. 9 vs. Washington, his seventh career 40+ effort; he erupted for a season-high 42 points Feb. 28 at Indiana (23 in the 1st period, his career best for any quarter)... Returned from a two-game absence to collect 34 points and 21 rebounds Feb. 25 vs. Sacramento... Played in his second straight All-Star Game Feb. 17 in Charlotte, tallying 11 points... Sank the game-winning jumper as time expired in OT Jan. 30 vs. Memphis — his first career buzzer-beater... Swiped a career-high four steals Jan. 20 vs. Phoenix and claimed a career-best 27 rebounds Jan. 12 vs. New Orleans, the 2nd-highest total in franchise history (Kevin Love had 31 vs. New York on Nov. 12, 2010)... Tied career highs with six blocks and 10 offensive boards Dec. 30 at Miami... Totaled 35 points and 23 rebounds Nov. 24 vs. Chicago... Signed to a five-year contract extension on Sept. 23. **2017-18 (Minnesota):** Again started all 82 contests in his third NBA season; he owns the league's longest active ironman streak at 246 consecutive games... Named to the All-NBA Third Team... Tallied 21.3 ppg, 12.3 rpg, 2.4 apg and 1.40 bpg in 35.6 mpg and posted career highs in all three shooting categories: 54.5% from the field, 42.1% (120-for-285) from three-point range and 85.8% from the FT line... Ticked over the 1000-rebound mark (1012) for the second consecutive season; he ranked 4th in the NBA in rebounding, 20th in scoring, 11th in blocks, 12th in FG accuracy, 14th in three-point accuracy and 23rd in FT accuracy... Snared 20 rebounds Mar. 30 at Dallas, part of his fifth career 20+ point/20+ rebound outing and one of a league-best 68 double-doubles this year... Poured in a career-high and club-record 56 points Mar. 28 vs. Atlanta; he's the fourth Wolves player to score 50+ in a game, joining Mo Williams, Corey Brewer and Kevin Love... The 19 FGs equal another franchise single-game record, while the six 3-pointers tie his career high... Scored his 5000th career point Mar. 17 at San Antonio; he eclipsed the 4000 mark Nov. 28 vs. Washington... Led all scorers with 37 points Mar. 13 at Washington, one of 12 30+ efforts on the year (37 career)... Saw his run of 37 consecutive made FTs halted Feb. 24 vs. Chicago... Made his All-Star Game debut on Feb. 18 in L.A., tallying 17 points and 10 rebounds... The 3-point miss on Feb. 9 at Chicago ended his club-record run of 10 straight made trey attempts; he went 6-for-6 from beyond the arc Feb. 7 at Cleveland, tying Chuck Person's single-game club record... Hauled in a career-high 10 offensive rebounds Jan. 27 vs. Brooklyn; he led the Wolves across the board (pts/reb/ast) Jan. 12 vs. New York, dealing a season-high nine assists... Grabbed a career-high 23 rebounds Jan. 5 at Boston and tied his career best with six blocks Dec. 31 at Indiana... Netted 30 points, five assists and five blocks Dec. 14 vs. Sacramento, joining Kevin Garnett as the only Wolves players to notch 30+ pts/10+ reb/5+ ast/5+ blk in a game... Posted career highs in steals (four) and minutes (48:07) Dec. 12 vs. Philadelphia... Named Western Conference Player of the Week on Nov. 20, his third career honor... **2016-17 (Minnesota):** Again started all 82 games in his second year with the Wolves while pouring in 2061 points to break Kevin Love's club single-season scoring record (2010 in 2013-14)... Hauled in 1007 rebounds, becoming the youngest player in NBA history (15th overall and first since Tim Duncan in 2001-02) to collect 2000+ points and 1000+ rebounds in a season... Averaged 25.1 ppg, 12.3 rpg and 2.7 apg in 37.0 mpg, shooting 54.2% from the floor, 36.7% (101-for-275) from beyond the arc and 83.2% from the FT line... Ranked 12th in the NBA in scoring, 6th in rebounding, 12th in FG accuracy, 19th in blocked shots (1.26 bpg), 5th in minutes and 2nd in double-doubles (62); he shot at a 44.4% clip (55-for-124) from three-point range in his final 41 starts... Closed the season with 28 points and 21 rebounds (including a career-high 20 on the defensive end) Apr. 12 at Houston, his third 20/20 effort... Totaled 40 points and 21 rebounds Apr. 9 at the L.A. Lakers, making him just the 10th NBA player in the last 30 years to register 40+ points and 20+ rebounds in a game; it was his third 40-point showing of the season and 21st 30+ night (25th career)... Named Western Conference Player of the Week on Mar. 13, the second time he's earned that honor... Collected his 100th career double-double Mar. 8 vs. the Clippers, becoming the 2nd-youngest player in NBA history to reach 100 (Dwight Howard); he also scored his 3000th career point in that game... Netted 37 points and a career-high 22 rebounds Feb. 25 at Houston... Played in the BBVA Compass Rising Stars Challenge on Feb. 17 in New Orleans, finishing with 24 points and 11 rebounds... Collected 19 rebounds Feb. 15 at Denver, and led the Wolves with 36 points Feb. 10 vs. New Orleans; he averaged 28.2 ppg (59.4%) and 12.8 rpg over the final 45 contests... The 13-for-13 effort from the line Feb. 8 vs. Toronto was a career best for FT accuracy... Scored 37 points Jan. 19 at the Clippers, making a career-best 17 FGs; he pumped in 20 points in the 1st quarter Jan. 9 vs. Dallas... Dealt a career-high 10 assists Dec. 28 at Denver, becoming the youngest player in team history to register a triple-double... Posted his second 40+ outing of the season with the 41-point effort vs. Houston on Dec. 17; he'd poured in a career-high 47 points Nov. 30 vs. New York... **2015-16 (Minnesota):** Put together perhaps the best rookie season in Timberwolves history, starting all 82 games and averaging 18.3 ppg, 10.5 rpg, 2.0 apg and 1.68 bpg in 32.0 mpg... Shot 54.2% from the floor (the second-highest percentage in franchise history), 34.1% (30-for-88) from beyond the arc and 81.1% from the FT line... Ranked 8th in the NBA in rebounding, 8th in FG accuracy, 10th in blocks, 26th in scoring and 3rd in double-doubles (52); he led all rookies in scoring while ranking 3rd in FT accuracy (81.0%), 11th in steals (0.71 spg) and 1st in minutes... Chosen as the Western Conference Player of the Week for Apr. 4-10 (the first Wolves rookie to be so honored) and swept all six Western Conference Rookie of the Month awards... Was Minnesota's leading rebounder 63 times and top scorer on 27 occasions; he had 32 games with 20+ points among his 73 double-figure efforts... Sank the game-winning jumper with :01.8 to play Apr. 9 at Portland... Posted season highs in rebounds (21) and assists (nine) Apr. 3 vs. Dallas; he's the NBA's first rookie to collect at least 21 rebounds and nine assists in the same game since Elgin Baylor (Feb. 9, 1959 vs. New York)... The 21 rebounds vs. Dallas tied Gorgui Dieng's club rookie record (Mar. 20, 2014 at Houston), while his 18 defensive boards broke Christian Laettner's franchise rookie mark (17, Mar. 21, 1993 vs. Charlotte)... Led all scorers with 32 points Mar. 18 at Houston, his fourth 30+ night... Was Minnesota's leading scorer in 19 of the final 40 games; he averaged 21.3 ppg (55.8%), 11.5 rpg, 2.8 apg and 1.65 bpg in those 40 contests... Collected 30 points and 15 rebounds Feb. 27 at New Orleans, the first 30/15 by a rookie since Blake Griffin in March 2011... Won the Taco Bell Skills Challenge on Feb. 13 as part of All-Star Weekend in Toronto; he also played in the BBVA Compass Rising Stars Challenge on Feb. 12... Pumped in a season-high 35 points vs. Toronto on Feb. 10, and had a season-high six blocked shots Jan. 20 at Dallas.

PLAYOFF NOTES

2022 (Minnesota): Played in all six playoff games against Memphis, averaging 21.8 points on 48.8% shooting, including 45.5% from three, 10.8 rebounds, 2.2 assists and 2.0 blocks in 37.0 minutes per game... Tallied double-doubles in five of the six games, including three 20+ point/10+ rebound games in the series... His best performance of the series came in the Game 4 victory over the Grizzlies when he scored 33 points on 8-of-17 shooting, 14 rebounds and three assists... **2018 (Minnesota):** Played in all five games against Houston, averaging 15.2 points and 13.4 rebounds per game in five games against Houston... Tallied three double-doubles over the final three games, averaging 21.0 points on 54.8% shooting and 15.0 rebounds during the stretch.

COLLEGE NOTES

Played one season at Kentucky... Averaged 10.3 points and a team-high 6.7 rebounds while shooting 56.6 percent from the floor and 81.3 from the charity stripe for the Wildcats... Ranked second in the SEC and 37th in the nation in blocks (2.3 bpg)...

**KARL-ANTHONY TOWNS • #32 • CENTER**

Named Midwest Region MVP after registering a career-high 25 points (10-13 FGs) and five rebounds vs. Notre Dame in the Elite Eight... Named AP and NABC Second Team All-American and Third Team by the Sporting News... Also honored as SEC Freshman of the Year, First Team All-SEC, USBWA All-District and SEC All-Freshman Team... Captured Freshman All-America honors by the USBWA and was a top-10 finalist for its Wayman Tisdale Award (freshman of the year)... Earned SEC Freshman of the Week three times and SEC Player of the Week once... Also tabbed USBWA/CBS Sports Wayman Tisdale National Freshman of the Week on Feb. 17 and NBC Sports National Player of the Week on Feb 9.

HIGH SCHOOL NOTES

The Gatorade Male High School Athlete of the Year as a senior... A three time first-team All-State selection... Averaged 20.9 points, 13.4 rebounds and 6.2 blocks for St. Joseph (30-2), which won a state title... He shot 66.1 percent from the field and 82.2 percent from the free throw line as a senior... The No. 4 overall player in the 2014 class by Scout.com, No. 5 by Rivals and No. 9 by ESPN... Appeared in both the McDonald's All-America and Jordan Brand Classic games... Competed for the World Select Team in the Nike Hoop Summit.

PERSONAL NOTES

Born on Nov. 15, 1995 in Edison, N.J.... Son of Jacqueline Cruz and Karl Towns... Father played basketball at Monmouth... Graduated high school with a 3.96 GPA and served as a member of his student council... Favorite player is Len Bias... Helped kids pick out sports equipment for the holidays as a part of DICK's Sporting Good Foundation Sports Matter event in December 2015... Partnered with the Salvation Army to launch a shoe drive throughout January 2016, encouraging fans to donate new and unused shoes in exchange for tickets to games... As part of its support of the Kia NBA Rookie of the Year Award, Kia Motors America (KMA) donated a new Sorento CUV to the Minnesota Chapter of the Leukemia & Lymphoma Society on Towns' behalf after winning the award in May 2016.

SOCIAL MEDIA

Twitter: @KarlTowns

Instagram: karltowns



KARL-ANTHONY TOWNS • #32 • CENTER

CAREER HIGHS

	REGULAR SEASON		PLAYOFFS	
POINTS	56	3/28/2018	ATL @ MIN	23
FIELD GOALS	19	3/28/2018	ATL @ MIN	9
FG ATTEMPTS	32	3/28/2018	ATL @ MIN	15
3-POINT FG	6	3/28/2018	ATL @ MIN (TWICE)	1
3-POINT FGA	10	11/15/2016	CHA @ MIN	3
FREE THROWS	17	11/30/2016	NY @ MIN	7
FT ATTEMPTS	20	11/30/2016	NY @ MIN	7
OFF. REBOUNDS	10	12/30/2018	MIN @ MIA (TWICE)	5
DEF. REBOUNDS	21	1/5/2018	MIN @ BOS	13
REBOUNDS	27	1/12/2019	NO @ MIN	16
ASSISTS	11	2/23/2021	MIN @ MIL	4
STEALS	4	1/20/2019	PHO @ MIN (TWICE)	1
TURNOVERS	11	4/5/2019	MIA @ MIN	5
BLOCKED SHOTS	6	12/30/2018	MIN @ MIA (5 TIMES)	2
MINUTES	48	12/12/2017	PHI @ MIN (TWICE)	40
				4/25/2018
				4/25/2018
				4/23/2018
				4/25/2018
				4/18/2018
				4/21/2018
				4/21/2018
				4/23/2018
				4/25/2018
				4/21/2018
				4/25/2018
				4/21/2018
				4/23/2018
				4/21/2018
				4/15/2018

NBA REGULAR SEASON STATS

YEAR	TEAM	G	MIN	FG	FGA	PCT	FG	FGA	PCT	FT	FTA	PCT	OFF	DEF	TOT	AST	STL	TO	BLK	PTS	AVG	
15-16	MIN	82	2627	625	1153	.542	30	88	.341	223	275	.811	229	629	858	161	223	58	183	138	1503	18.3
16-17	MIN	82	3030	802	1480	.542	101	275	.367	356	428	.832	296	711	1007	220	56	212	103	2061	25.1	
17-18	MIN	82	2918	639	1172	.545	120	285	.421	345	402	.858	238	774	1012	199	64	159	115	1743	21.3	
18-19	MIN	77	2545	681	1314	.518	142	355	.400	376	450	.836	263	691	954	259	67	240	125	1880	24.4	
19-20	MIN	35	1187	316	622	.508	114	277	.412	180	226	.796	95	283	378	153	33	110	42	926	26.5	
20-21	MIN	50	1689	425	875	.486	122	315	.387	167	311	.859	133	396	529	225	39	160	57	1239	24.8	
TOTALS		408	13996	3488	6616	.527	629	1595	.394	1747	2092	.835	1254	3484	4738	1217	317	1064	580	9352	22.9	

NBA PLAYOFF STATS

YEAR	TEAM	G	MIN	FG	FGA	PCT	FG	FGA	PCT	FT	FTA	PCT	OFF	DEF	TOT	AST	STL	TO	BLK	PTS	AVG
2018	MIN	5	170	28	60	.467	3	11	.273	17	23	.739	15	52	67	11	2	12	5	76	15.2
TOTALS		5	170	28	60	.467	3	11	.273	17	23	.739	15	52	67	11	2	12	5	76	15.2



TWO-WAY CONTRACTS



AJ LAWSON • #00 • GUARD

HEIGHT: 6-6 • **WEIGHT:** 244 lbs • **BIRTHDATE:** July 15, 2000 in Toronto, Ontario • **COLLEGE:** South Carolina • **HIGH SCHOOL:** GTA Prep Academy (Mississauga, Ontario)
EXPERIENCE: Rookie • **ACQUIRED:** Via free agency on July 27, 2022 • **DRAFTED:** 2021, Undrafted

2021-22 SEASON (COLLEGE PARK – NBA G LEAGUE):

Saw action in 33 games (26 starts) for the College Park Skyhawks of the NBA G League last season and averaged 11.8 points on 48.1% shooting and 6.3 rebounds.

NBA CAREER NOTES

Played for the Dallas Mavericks entry in the 2022 NBA Summer League in Las Vegas, averaging a team-high 15.6 points on 51.9% from the field including 50.0% from three and 6.0 rebounds per game...Signed a two-way contract with the Timberwolves on July 27, 2022...Signed a free agent contract with the Atlanta Hawks on August 18, 2021.

COLLEGE NOTES

Played three seasons at the University of South Carolina where he totaled 1,153 points, 325 rebounds and 167 assists in 81 games (80 starts). **2020-21:** Played and started in 21 games during his final season at South Carolina...averaged a career-best 16.6 points on 36.4% shooting, 4.1 rebounds, 1.2 assists and a career-high 1.5 steals per game. **2019-20:** Started all 31 games during sophomore campaign, averaging a team high 13.4 points per game, while also collecting 3.7 rebounds, dishing out 1.9 assists and collecting 1.2 steals in 29.2 minutes per game...Posted 23 double-figure scoring games, including six 20-point outings...Had 10 games with three or more assists, led or shared the team lead in scoring 10 times, in assists seven times and in steals six times...In SEC play, averaged 11.9 points, 4.1 rebounds, 1.5 assists and 1.1 steals per game...Matched career high with eight made field goals five times during the season...Scored a career high 28 points in Nov. 15 matchup vs. Cleveland State behind a career high 12 makes at the free throw line...**2018-19:** Saw action in 29 games, averaging 13.4 points, 4.3 rebounds and a 2.9 assists in 30.5 minutes per game...Posted 18 double-figure scoring games, eight games with five or more assists and led or shared the team lead in scoring 12 times, in assists 12 times and in steals nine times...Posted six 20-point performances, including a season high 25 points vs. Coastal Carolina (Nov. 30)...In SEC play, averaged 14.0 points, 4.2 rebounds and 2.6 assists in 15 games (missed final three games of the regular season due to an ankle injury).

INTERNATIONAL NOTES

Played 10 games (all starts) during the summer of 2022 for the Guelph Nighthawks of the Canadian Basketball League (CBL) and averaged 16.5 points on 44.3% shooting and 5.4 rebounds in 30.5 minutes per game... Played at the FIBA U18 Americas Championship with Team Canada during the summer of 2018, averaging 14.8 points, 5.4 rebounds and 1.2 assists per game at the event...Scored an event high 20 points against Ecuador at the FIBA U18 Americas Championship, and tallied 18 points with 12 rebounds against the USA...During the summer of 2019, represented Canada at the FIBA U19 World Cup in Greece, leading the Canadians with 16.7 points per outing, including an event high 31 points vs. Senegal.

PERSONAL NOTES

Born on July 15, 2000 in Toronto, Ontario...A sport and entertainment management major at South Carolina...Son of Anthony Lawson and Kathleen Parchment...Has a sister, Keisha... Favorite athlete is LeBron James and his favorite movie is Space Jam.

SOCIAL MEDIA

Twitter: @itsAJLawson_

Instagram: ajlawson



TWO-WAY CONTRACTS



ERIC PASCHALL • #9 • FORWARD

HEIGHT: 6-6 • **WEIGHT:** 255 lbs • **BIRTHDATE:** November 4, 1996 in North Tarrytown, New York • **COLLEGE:** Villanova • **HIGH SCHOOL:** St. Thomas More School (Oakdale, Connecticut)
EXPERIENCE: 3 Years • **ACQUIRED:** Via free agency on July 30, 2022 • **DRAFTED:** 2019, 2nd round (41st overall) by the Golden State Warriors

2021-22 NBA SEASON (UTAH)

Wrapped up his third NBA season by making 58 appearances, 55 in a reserve role... Averaged 5.8 points on 48.5% shooting, 1.8 rebounds and 0.6 assists per game... Scored in double-figures 14 times in 2021-22... In his first start of the season on Jan. 7 at Toronto, Paschall scored a season-high 29 points (his most since his rookie season) on 10-of-21 shooting, three rebounds and two assists... Grabbed a season-high seven rebounds on Jan. 12 vs. Cleveland while added 18 points on 8-of-11 shooting... Totaled 5+ rebounds on three occasions.

NBA CAREER NOTES

Selected by the Golden State Warriors in the second round (41st overall) of the 2019 NBA Draft ... Signed by the Golden State Warriors to a contract on 7/11/19 ... Acquired by the Utah Jazz from the Golden State Warriors in exchange for a future second-round pick... Signed a two-way contract with the Timberwolves on July 30, 2022... **2020-21 (Golden State):** Saw action in 40 games (two starts) with the Warriors, averaging 9.5 points, 3.2 rebounds and 1.3 assists in 17.4 minutes per contest ... Shot 49.7 percent from the field, 33.3 from three and 71.3 from the charity stripe ... Scored in double figures in 19 games ... Led team in scoring in two games and rebounding in two ... Missed two games due to right knee soreness, three due to health and safety protocols, two for left wrist soreness and 21 games due to left hip flexor strain... **2019-20 (Golden State):** Appeared in 60 games (26 starts), averaging 14.0 points, 4.6 rebounds and 2.1 assists in 27.6 minutes per game in first NBA season ... Named to the 2020 NBA All-Rookie First Team, becoming the latest draft selection by the Warriors to garner All-Rookie honors, passing Marc Jackson, who was selected 38th overall in 2000... Among NBA rookies this season, ranked fourth in scoring (14.0 ppg), sixth in rebounding (4.6 rpg), fifth in field goal percentage (.497 FG%), 10th in free throw percentage (.774 FT%), eighth in minutes played per game (27.6 mpg), tied 11th in assists (2.1 apg) ... One of two rookies to post a 30-point, 10-rebound game this season ... Scored in double-figures in 44 games, 20-or-more in 13, 30-or-more in two ... His 44 games scoring at least 10 points was the third-most ... Grabbed 10-or-more rebounds in four games ... Recorded four double-doubles, including two 20-point, 10-rebound double-doubles ... Led team in scoring in 10 games, rebounding in 13, assists in five ... His 837 points were the most points scored by a Warriors rookie in a single season since Stephen Curry had 1,399 in 2009-10 ... He is the seventh rookie in franchise history to score at least 300 points in his first 20 games of his career with the Warriors, and the first since Mitch Richmond scored 378 points in his first 20 career games 1988-89 ... Participated in the 2020 NBA Rising Stars Game, scoring a team-high 23 points (10-13 FG, 1-1 3P, 2-3 FT) off the bench to help Team USA to a 151-131 win ... Missed a total of five games due to injury.

NBA PLAYOFF NOTES

Made the playoffs for the first time in his career during the Jazz' first round matchup against the Dallas Mavericks... Appeared in four games, averaging 2.0 points on 50.0% shooting, 1.3 rebounds and 0.3 steals per game... Saw his best performance of the playoffs on April 21 in game 3 when he scored 6 points in 2-of-3 shooting.

COLLEGE NOTES

Appeared in 137 games (109 starts) over four collegiate seasons, including three at Villanova (2016-17 to 2018-19) and his freshman year at Fordham (2014-15) ... Posted career averages of 12.3 points (.468 FG%, .331 3P%, .765 FT%), 5.1 rebounds and 1.5 assists in 29.6 minutes per game ... **2018-19:** Appeared in 36 games (all starts) his senior season, posting averages of 16.5 points, 6.1 rebounds and 2.1 assists in 36.1 minutes per game ... Led the team in rebounds per game (6.1), ranked second in scoring (16.6 points per game) and placed third in assists per game (2.1)... Was a unanimous selection to the 2019 All-Big East First Team ... Named to the 2019 Big East All-Tournament Team... **2017-18:** Started all 38 games he appeared in, averaging 10.6 points and 5.6 rebounds per game in an average of 29.8 minutes per outing ... Connected on .533 of his field goal attempts ... Named to the 2018 NCAA Final Four All-Tournament Team ... Won the 2018 NCAA National Championship as a member of Villanova ... **2016-17:** Saw action in 36 games (eight starts), averaging 7.2 points and 3.8 rebounds in 21.7 minutes per contest ... Shot 51.3 percent from the field ... Averaged 9.5 points per game in a pair of NCAA Tournament appearances ... Notched a season-high 19 points to help lead the Wildcats past Creighton 79-63 on Feb.. 25 ... **2015-16:** Sat out the 2015-16 season under NCAA Transfer Rule ... **2014-15:** Played in 27 games (all starts) as a freshman ... Led Fordham in scoring with 15.9 points per game to go with 5.5 rebounds and 1.0 assists in 31.2 minutes per contest ... Named the 2015 Atlantic 10 Rookie of the Year ... Earned Atlantic 10 Rookie of the Week twice.

PERSONAL NOTES

Born in North Tarrytown, New York ... Parents are Juan Eric Paschall and Cecelia Brooks-Paschall ... Has three siblings, Ellen, Eudora and Tia ... Attended St. Thomas More Prep in Oakdale, Conn ... Named to the 2019 Big East Honor Roll.

SOCIAL MEDIA

Twitter: @epaschall

Instagram: epaschall



TRAINING CAMP INVITES

PJ DOZIER #35 • GUARD

HEIGHT: 6-6 • **WEIGHT:** 207 lbs • **BIRTHDATE:** October 2, 1998 in Saginaw, Michigan • **COLLEGE:** South Carolina • **HIGH SCHOOL:** Spring Valley High School (Columbia, South Carolina)
EXPERIENCE: 6 Years • **ACQUIRED:** Via free agency on September 26, 2022 • **DRAFTED:** 2017, Undrafted

NBA CAREER NOTES

Signed by the Timberwolves via free agency on September 26, 2022...Converted to a standard contract on 6/30/20...Signed a contract with the Denver Nuggets on 8/13/19...Signed a two-way contract with the Boston Celtics on 8/20/18...Signed a two-way contract with the Oklahoma City Thunder on 10/16/17...Waived by Dallas on 10/14/17...Signed a contract...with the Dallas Mavericks on 8/8/17...Undrafted in the 2017 NBA Draft...**2020-21 (Denver):** Appeared in 50 games (six starts), averaging 7.7 points, 3.6 rebounds and 1.8 assists in 21.8 minutes ... Posted 16 points on 7-15 shooting, five rebounds and one assist in 34 minutes at LAC on 5/1 ... Recorded a career-high 23 points on 10-13 shooting, seven rebounds, three assists, two steals and two blocks in 28 minutes vs. HOU on 4/24...Posted 15 points on 6-10 shooting, four assists, three steals and two rebounds in 28 minutes vs. MIA on 4/14 ... Recorded 14 points on 6-11 shooting, six rebounds and two assists in 28 minutes at ORL on 3/23 ... Posted five points, a career-high tying eight assists and three rebounds in 23 minutes at IND on 3/4 ... Recorded a season-high 19 points, two rebounds and one assist in 23 minutes at MIL on 3/2 ... Posted 10 points on 4-6 shooting, six rebounds and two assists in 23 minutes off the bench vs. GSW on 1/14 ... Recorded a season-high 12 points (4-6 FG's, 3-4 3FG's), five rebounds and two assists in 17 minutes at NYK on 1/10 ... Posted eight points (3-4 FG's), four rebounds and one assist in 17 minutes at SAC on 12/29...**2019-20 (Denver):** Appeared in 29 games, averaging 5.8 points, 1.9 rebounds and 2.2 assists in 14.2 minutes ... Recorded a career-high 20 points (6-9 FG's, 5-6 3FG's), a career-high eight assists and five rebounds in 31 minutes vs. TOR on 8/14 ... Posted 18 points on 5-7 shooting, four rebounds, four assists and one block at LAL on 8/10 ... Tallied 13 points (5-11 FG's), four rebounds and four assists in 22 minutes vs. POR on 8/6...Registered 12 points on 4-8 shooting, a season-high eight assists and one steal in 26 minutes at OKC on 8/3 ... Recorded 10 points on 4-7 shooting, four assists and three rebounds in 18 minutes at MIL on 1/31 ... Posted a career-high 15 points (7-12 FG's), three rebounds and two assists in 21 minutes at HOU on 1/22 ... Recorded his first points as a Nugget posting a career-high tying 12 points on 5-7 shooting, four rebounds and two assists in 13 minutes vs. CHA on 1/15...**2018-19 (Boston):** Appeared in six games, averaging 3.2 points, 2.8 rebounds and 0.8 assists in 8.5 minutes ... Finished with a career-highs in points (12), rebounds (11), assists (5) and steals (2) for his first career double-double in a career-high 37 minutes at WAS on 4/9/19 ... Posted seven points and four rebounds in six minutes vs. BOS on 11/30/18...Was DNP-CD for eight games and inactive for 68...**2017-18 (Oklahoma City):** Appeared in two games, averaging 1.0 point and 0.5 rebounds in 1.5 minutes...Recorded two points and one rebound in two minutes at LAL on 2/8/18...Was inactive for 82 games

CJ ELLEBY #22 • FORWARD

HEIGHT: 6-6 • **WEIGHT:** 197 lbs • **BIRTHDATE:** June 16, 2000 in Federal Way, Washington • **COLLEGE:** Washington State University • **HIGH SCHOOL:** Grover Cleveland (Seattle, Wash.)
EXPERIENCE: 2 Years • **ACQUIRED:** Via free agency on August 23, 2022 • **DRAFTED:** Selected by the Trail Blazers with the 46th overall pick of the 2020 NBA Draft

NBA CAREER NOTES

2021-22 (Portland): Had his best season in his young career, playing in 58 games for the Portland Trail Blazers (including starting 28 of the Trail Blazers' final 30 games), averaging 5.8 points, 3.9 rebounds and 1.5 assists in 20.2 minutes per game...Scored in double-figures 10 times...Grabbed a career-best 13 rebounds on Mar. 14 at Atlanta. **2020-21 (Portland):** In his rookie campaign, appeared in 30 games for Portland, averaging 2.3 points (37.8% FG, 20.6% 3-PT, 73.3% FT), 1.1 rebound, 0.3 assists and 6.4 minutes ... Led the Trail Blazers in steals twice and blocks once ... Scored in double figures once... Made his NBA debut and scored his first career points against Utah on Dec. 23, recording two points, two rebounds and one assist in four minutes ... Had season-highs of 15 points (5-9 FG, 1-5 3-PT, 4-6 FT), seven rebounds and two blocks to go with one assist and one steal in 31 minutes at Philadelphia on Feb. 4... Missed two games with a left foot strain from Jan. 16-18 and one game due to illness on Feb. 11.

LUKA GARZA #55 • FORWARD

HEIGHT: 6-10 • **WEIGHT:** 243 lbs • **BIRTHDATE:** December 27, 1998 in Washington, District of Columbia • **COLLEGE:** Iowa • **HIGH SCHOOL:** Maret High School (Washington, District of Columbia)
EXPERIENCE: 1 Year • **ACQUIRED:** Via free agency on August 23, 2022 • **DRAFTED:** 2021, 52nd overall by the Detroit Pistons

NBA CAREER NOTES

Signed by the Timberwolves via free agency on August 23, 2022... Converted from a two-way contract to a regular contract by the Detroit Pistons on September 24, 2021...Signed a two-way contract with the Detroit Pistons on August 16, 2021...**2021-22 (Detroit):** Played in 32 games (five starts) for the Detroit Pistons, averaging 5.8 points on 44.9% shooting, 3.1 rebounds and 0.6 assists in 12.2 minutes per game...Scored a career-high 20 points on three occasions his rookie season, including on Jan. 1 vs. San Antonio where Garza recorded his first career double-double and 20+ point/10+ rebound game with 20 points and a career-best 14 rebounds.



FOREIGN ASSETS



PAULAO PRESTES • CENTER

HEIGHT: 6-10 • **WEIGHT:** 265 lbs • **BIRTHDATE:** February 15, 1988 in Monte Aprazivel, Brazil
ACQUIRED: 2010 NBA Draft • **DRAFTED:** 2010, 45th overall by Minnesota Timberwolves

NBA CAREER NOTES

Selected by the Timberwolves with the 45th overall pick in the 2010 NBA Draft.



HENK NOREL • FORWARD

HEIGHT: 6-11 • **WEIGHT:** 212 lbs • **BIRTHDATE:** September 17, 1987 in Gorinchem, Netherlands
ACQUIRED: 2009 NBA Draft • **DRAFTED:** 2009, 47th overall by Minnesota Timberwolves

NBA CAREER NOTES

Selected by the Timberwolves with the 47th overall pick in the 2009 NBA Draft.

PROFESSIONAL NOTES

2018-19 (CB Breogan): Played two minutes in one game for Breogan in the Spanish ACB League... 2017-18 (Delteco GBC): Played with Delteco GBC in the Spanish ACB league... Averaged 13.9 points on 57.8% shooting in 26 games (20 starts) during ACB league play... Tallied 6.7 rebounds and 1.9 assists per game.



MATTEO SPAGNOLO • GUARD

HEIGHT: 6-4 • **WEIGHT:** 196 lbs • **BIRTHDATE:** January 10, 2003 in Brindisi, Italy
ACQUIRED: 2022 NBA Draft • **DRAFTED:** 2022, 50th overall by Minnesota Timberwolves

NBA CAREER NOTES

Played in five games for the Timberwolves entry in the 2022 NBA Summer League in Las Vegas, averaging 3.2 points, 1.4 rebounds and 1.8 assists per game...Selected by the Timberwolves with the 50th overall pick in the 2022 NBA Draft.

PROFESSIONAL NOTES

Averaged 12.2 points on 44.0% shooting from the field, including 44.1% from beyond the arc, 3.5 rebounds and 2.6 assists per game in 25 contests for Vanoli Cremona of the Italian Lega A during the 2021-22 season. With Real Madrid's U18 team, the Brindisi, Italy native averaged 14.2 points, 6.2 rebounds and 4.8 assists.

INTERNATIONAL NOTES

Took part in the U20 Euro Challengers FIBA junior team event where he averaged 12.0 points, 6.4 rebounds, 4.6 assists and 1.4 steals and became the third-youngest player to play for Italy's senior team... In 2019, the now 19-year-old averaged 16.3 points, 6.7 rebounds, three steals and 2.6 assists per game during the 2019 FIBA U16 European Championship in Udine, Italy. The Bronze Medal recipient was named to the All-Star Five following his performance.

FRONT OFFICE



TEAM DIRECTORY

Minnesota Timberwolves

600 Hennepin Avenue, Suite 300
 Minneapolis, Minnesota 55403
 Phone: 612-673-1600
www.timberwolves.com
 Twitter: @Timberwolves
 PR Twitter: @Twolves_PR
 Communications website: <https://www.nba.com/timberwolves/timberwolves-communications>

Arena

Target Center (17,136) - 1990
 First game in arena: November 2, 1990
 Address: 600 N 1st Ave, Minneapolis, MN 55403

Owner Glen Taylor
 Chief Executive Officer Ethan Casson
 President of Basketball Operations Tim Connelly
 Executive Vice President of Basketball Operations Sachin Gupta
 Senior Vice President of Basketball Operations Matt Lloyd
 Vice President of Basketball Operations Dell Demps
 Assistant General Managers Steve Senior, Emmanuel Rohan
 Director of Player Personnel/Iowa Wolves GM Jonathan Wallace
 Director of Scouting Joe Connelly
 Head Coach Chris Finch
 Assistant Coaches Micah Nori, Pablo Prigioni, Elston Turner, Kevin Hanson
 Assistant Coach/Director of Player Development Joe Boylan
 Player Development Coach Chris Hines, Max LeFevre
 Quality Control Coach Nathan Bubes
 Game Plan Analyst Tim Lewis
 Coaching Analyst Somak Sarkar
 Player Development Associates Moses Ehambe, Alex Stepheson
 Video/Player Development Associate Ashlee McGee
 Video Associates Kareem Maddox, Addison Walters
 Analytics Director Aaron Blackshear
 Data Scientist Daniel Martens
 Quantitative Analyst Madeline Schemel
 Strategy Analyst Dapo Adegbile
 Basketball Operations Analyst Cole Fisher

Miscellaneous

Division: Northwest Division
 21-22 Record: 46-36 (3rd in Northwest Division)
 2021 Playoffs: Lost in First Round (2-4 Memphis)
 All-Time Regular-Season Record: 1049-1581
 All-Time Playoff Record: 20-38

Broadcast Information

Television: Bally Sports North (Cable)
 Broadcasters: Michael Grady, Jim Petersen, Katie Storm
 Radio: WCCO-AM 830
 Broadcaster: Alan Horton

Senior Player Personnel Scout Zarko Durisic
 Scout Ed Tapscott III
 College Scouting Coordinator Josh Gershon
 Manager of Scouting Andrew Novak
 Basketball Operations Assistant Alonzo Gee
 Basketball Operations Associate Sharod Wright
 Security Director Tony Adams
 Security Pierre Felix
 Security Advisor Bob Goedderz
 Head Equipment Manager/Travel Coordinator Peter Warden
 Assistant Equipment Managers Jonathan Mesmacque, Eli Murray
 Vice President, Team Medical Services Dr. Sheldon Burns, M.D.
 Vice President, Player Health/Head Athletic Trainer Gregg Farnam
 Vice President, Sports Science and Performance Javair Gillett
 Vice President, Medical Operations/Performance Therapy David Hines
 Assistant Athletic Trainers Erin Sierer, Jesse Geffon
 Athletic Performance Coach Scott Thom
 Athletic Training Assistant Charles Hooks
 Nutritionist Jenna Stangland
 Custodian Rob Burnett
 Communications Director Sara Perez (Sara.Perez@timberwolves.com)
 Sr. Communications and Broadcast Manager Aaron Freeman (Aaron.Freeman@timberwolves.com)



GLEN TAYLOR
OWNER

On March 23, 1995, Glen Taylor closed the deal that made him majority owner of the Minnesota Timberwolves. He added the title of NBA owner to a list that already included international businessman, state senator, entrepreneur, philanthropist and Executive of the Year.

Glen Taylor is chairman of Mankato, Minn. based Taylor Corporation, a multinational conglomerate of marketing, communications and interactive solutions companies. As he earned his degree from Minnesota State University - Mankato, he worked part time at Carlson Wedding Service, a print shop specializing in formal invitations. Following graduation he continued his career at the company, developing strategies to cut delivery time, improve service and expand offerings. Since purchasing the company in 1975, Mr. Taylor has grown the organization into one of the largest privately held companies in the United States, with more than 50 companies across the globe and over 13,000 employees. Under his vision and leadership, Taylor has emerged as one of the top three graphics communications companies in North America, providing services to more than half of the Fortune 500 companies and millions of small businesses and consumers around the world.

Mr. Taylor expanded his breadth of businesses in July of 2014 as he purchased the Star Tribune newspaper, Minnesota's largest news organization, so that once again it would be owned outright by a Minnesotan. Mr. Taylor is an investor in Northland Securities, a full-service investment bank in Minneapolis. He is also an investor in Envoy Medical, an implantable hearing therapy company. As an avid sports fan, Mr. Taylor continues to spread his involvement locally and has ownership in Minnesota's Major League Soccer team, Minnesota United.

In April 2021, Mr. Taylor announced the sale of the Minnesota Timberwolves and Lynx. He entered into negotiations with Marc Lore and Alex Rodriguez, agreeing to a historic deal that enables Lore and Rodriguez the option to take on additional equity over a two-year period, leading to controlling interest of the franchise in December 2023.

Mr. Taylor attended Harvard Graduate School of Business and earned his Bachelor of Science degree at Minnesota State University, Mankato. He is one of only three people to receive a Minnesota State University honorary doctorate degree.

Mr. Taylor's business savvy has been recognized by Corporate Report magazine, which honored him as its Executive of the Year (1987), and the Sales and Marketing Executives of Minneapolis/St. Paul, who awarded him with their Sales Executive of the Year Award (1999). He was also inducted into the Minnesota Hall of Fame (2002) by Twin Cities Monthly Magazine.

Taylor was elected to the Minnesota Senate in 1980, where he served until 1990. He became Assistant Senate Minority Leader in 1982. From 1984 to 1986, he served as Senate Minority Leader. While in the Senate, Mr. Taylor was instrumental in providing leadership in the areas of higher education, childcare and economic development policies.

In October of 2008, Mr. Taylor was named Chairman of the NBA's Board of Governors. He served as Chairman until late 2017.

Mr. Taylor and his wife, Becky, live in Mankato. Their children and grandchildren enjoy attending many of the Timberwolves and Lynx games.

LIMITED PARTNERS

- R. WYNN KEARNEY, JR.
- MARC LORE
- MEYER ORBACH
- WILLIAM J. (BILL) POPP
- TERRI POPP
- ALEX RODRIGUEZ
- PHIL "FLIP" SAUNDERS FAMILY
- JOYCE SEXTON
- WILLIAM SEXTON



ETHAN CASSON
CHIEF EXECUTIVE OFFICER

Ethan Casson is entering his seventh season as Chief Executive Officer for the Minnesota Timberwolves, Minnesota Lynx, Iowa Wolves, and T-Wolves Gaming. Casson also serves on the NBA Board of Governors as the Timberwolves and Lynx Alternate Governor.

As CEO, Casson oversees all business operations, working closely with ownership and the executive team on setting the organization's strategic vision. In the summer of 2022, Minneapolis/St. Paul Business Journal named Casson a Most Admired CEO. Casson was recognized for his work in advancing social justice and equity in the community and the success the team achieved both on and off the court the past year. The achievement is the first time a professional sports executive has been recognized with this honor.

In the spring of 2021, Casson spearheaded the negotiation and deal terms related to the sale of the Minnesota Timberwolves and Lynx by Glen Taylor to Marc Lore and Alex Rodriguez. The deal enables Lore and Rodriguez the option to take on additional equity over a two-year period, leading to controlling interest of the franchise.

In the summer of 2020, as Minneapolis became the epicenter of the nation's social justice reckoning, Casson took immediate action by developing partnerships with RISE (Ross Initiative in Sports and Equity) and The Minneapolis Foundation. Additionally, ancillary programs were created such as Building Bridges Through Basketball, Pack the Vote, and Team Up for Change to begin the healing and rebuilding of the community. His commitment inspired ownership, players, and staff to educate, listen, and advocate for social change while using their platforms to advance racial and gender equity. These efforts were recognized by the Sports Business Journal who named Casson among 79 other sports executives to its "People Who Influenced Sports Business" list in 2020.

Throughout his tenure with the team, Casson has implemented additional initiatives as part of an aggressive rebuild of the organization. In 2016 he led a brand overhaul that included the rollout of a new logo and court, the unveiling of team uniforms, and the launch of a new marketing campaign. In an effort to re-establish Target Center's resurgence in downtown Minneapolis, Casson oversaw the completion of the building's \$150 million renovation, the first major facelift in the venue's 27-year history. The success of the project resulted in a nomination for the Sports Business Journal's 2018 Facility of the Year and was chosen as Minnesota's Finance & Commerce Top Project of 2017. In the interest of growing the franchise's popularity, Casson worked with the NBA to secure the Timberwolves as a participant in the 2017 NBA Global Games in China, playing against the defending NBA Champion Golden State Warriors. Additionally, the franchise purchased the NBA's G-League team from Des Moines, now the Iowa Wolves, expanding the organization's footprint throughout the Upper Midwest. On a local level, Casson partnered with the WNBA in bringing the 2018 WNBA All-Star Game to the Twin Cities, where the Minnesota Lynx played host.

Since Casson's arrival, the Timberwolves experienced consistent growth in all key metrics including season tickets, attendance, television viewership, corporate partnerships, merchandise, and social engagement. The Minnesota Lynx remain one of the model franchises in the WNBA, having been named WNBA Franchise of the Year for the 2017 and 2018 seasons including being crowned WNBA Champions in 2017. Further, Casson led the efforts in securing an NBA 2K team, joining 22 other NBA franchises with a 2K eSports team. In its inaugural season, T-Wolves Gaming won the 2019 NBA 2K Championship.

Prior to his current role, Casson spent six seasons with the San Francisco 49ers, serving as the team's Vice President of Corporate Sales, Chief Revenue Officer, and Chief Operating Officer. Casson led a team focused on generating corporate revenue associated with the 49ers' new stadium project. He spearheaded the organization's effort in securing a 20-year, \$220

million naming rights partnership with Levi Strauss & Co., one of the largest naming rights deals in NFL history. Additionally, the team sold more than a dozen founding partnership deals, resulting in over \$650 million in committed corporate revenue prior to the opening of Levi's Stadium.

Under Casson's direction, Levi's Stadium accomplished record-breaking growth in several areas of the 49ers business, inclusive of ticket and premium sales and corporate partnerships. In addition, Casson helped procure some of the most prominent events in sports and entertainment, including Super Bowl 50, WrestleMania 31, the NHL Outdoor Stadium Series, Pac-12 Championship Football, various music headliners and was awarded the host site for the 2019 College Football Playoff National Championship. The success of Levi's Stadium resulted in several industry awards including the Sports Business Journal's 2015 Facility of the Year and Venue of the Year at the 2015 Stadium Business Awards in Barcelona, Spain. Leveraging technology with sustainability, Levi's Stadium generated international acclaim for its green efforts, becoming the first NFL stadium to be twice LEED Gold certified and was named the 2016 Green Sports Alliance Environmental Innovators of the Year. Finally, the 49er's commitment to the Bay Area community resulted in being named a three-time finalist for ESPN's Sports Humanitarian Team of the Year.

Prior to his tenure with the San Francisco 49ers, Casson worked at the Minnesota Timberwolves and Lynx as the Senior Vice President of Corporate Partnerships and with ESPN in sponsorship development.

He was named to Minnesota Magazine's 2018, 2019, and 2021 Minnesota 500, profiling the most influential business leaders in the state, C-Level Magazine's CEO of the Month in February 2017, and featured in Profile Magazine's 2017 Q1 Executive Leadership Edition and Twin Cities Business Journal's list of "100 People to Know" in 2016. Casson was honored as a member of the prestigious Sports Business Journal's Forty Under 40 class of 2014 and Minneapolis/St. Paul Business Journal's Forty Under 40 class of 2009.

He currently serves on the Board of Directors for the Timberwolves and Lynx Fastbreak Foundation, the Executive Board of Minnesota Sports and Events, the Advisory Board for Positive Coaching Alliance, and is a member of the Minnesota Business Partnership. Casson also serves on the NBA's Team Advisory Committee.

Casson earned a Bachelor of Science in Sports Management from Colby-Sawyer College in New London, New Hampshire. A former college basketball player, he was inducted into the New England Basketball Hall of Fame in 2013 and the Colby-Sawyer College Athletic Hall of Fame in 2015.

Casson and his wife, Lisa, reside in Minneapolis with their son, Lucas.



RYAN TANKE
CHIEF OPERATING OFFICER

Ryan Tanke enters his 25th season with the Minnesota Timberwolves and Lynx and fourth as Chief Operating Officer. He previously served as the Chief Revenue Officer for six seasons. Prior to that, he was the Senior Vice President of Ticket Sales and Premium Seating.

As Chief Operating Officer, Tanke serves on the organization's Executive Team and is charged with setting the strategic direction for the Minnesota Timberwolves, Minnesota Lynx, Iowa Wolves, and T-Wolves Gaming inclusive of business operations oversight of the Lynx and Iowa Wolves. Tanke oversees the organization's sales and marketing departments including ticket sales and corporate partnerships, and all digital and retail channels, along with game entertainment. He is also charged with leading the team's communications, broadcast, business intelligence, and fan experience departments.

In the spring of 2021, Tanke helped orchestrate the historic negotiation and deal terms related to the sale and ownership transition for the Minnesota Timberwolves and Lynx by majority owner Glen Taylor to limited partners Marc Lore and Alex Rodriguez. Lore and Rodriguez stand to take on additional equity over the next two seasons, leading to eventual controlling interest.

Tanke leads the Timberwolves and Lynx broadcast relationships, including partnerships with Bally Sports North, WCCO-AM Radio, and the Timberwolves Radio Network. Tanke led the organization's surge in corporate partnerships, spearheading the extension of the team's naming rights relationship with Target and its strategic partnership with Mayo Clinic and development of Mayo Clinic Square. In 2021, Tanke played a pivotal role in securing the Timberwolves' jersey patch partner, a multi-year deal with Aura. Most recently, Tanke has led the Timberwolves evolution as a next generation sports organization, leading its partnership with Kraft Analytics Group (KAGR) focused on fan engagement and technology innovation.

Emerging from the pandemic, Tanke helped guide the organization to one of its most successful seasons in franchise history in both ticketing and corporate partnerships revenue. As a result, the Timberwolves were named one of the 2022 Top 25 Most Innovative Sports Teams in the World by Sports Innovation Lab.

In an effort to re-establish Target Center's resurgence in Downtown Minneapolis, Tanke was part of the six-person design team tasked with re-imagining the 27-year-old arena and transforming the fan experience as part of the \$150 million renovation. The success of the project resulted in a nomination for the Sports Business Journal's 2018 Facility of the Year. The Target Center renovation has provided his leadership team new and expanded premium spaces including the launch of Club T.I. on the Treasure Island Resort & Casino Premium Level, TCL Theater Boxes, the Lexus Courtside Club, and the Grant Thornton Chairman's Club.

Tanke earned a business management degree from St. Mary's University in Winona, Minnesota. He is actively involved in the Timberwolves and Lynx Fastbreak Foundation and is a longtime supporter of the Boys & Girls Club Twin Cities and Big Brothers Big Sisters, while currently serving on the board of directors of the Minneapolis Downtown Council. A La Crosse, Wis. native, Tanke resides in Minnetrista, Minn. with his wife, Lindsey, their daughter, Charli and son, Tristan.



TIM CONNELLY
PRESIDENT OF BASKETBALL OPERATIONS

Tim Connelly begins his first season as Minnesota Timberwolves President of Basketball Operations after being hired on May 23, 2022. Connelly has complete oversight of all basketball operations decisions and staff.

Connelly immediately started crafting the Timberwolves roster and front office staff, highlighted by the blockbuster trade for Minnesota to land three-time Kia NBA Defensive Player of the Year (2018, 2019, 2021), center Rudy Gobert. To supplement the core of Karl-Anthony Towns, Anthony Edwards and D'Angelo Russell, Connelly also brought in veteran pieces during free agency including Kyle Anderson, Austin Rivers and Bryn Forbes.

Prior to joining the Timberwolves, Connelly spent nine seasons with the Denver Nuggets, including five as President of Basketball Operations. He previously served as General Manager and Executive Vice President of Basketball Operations after being hired to that role in July 2013. During his tenure in Denver, Connelly spearheaded finding talent throughout the draft, highlighted by the selection of the 2020-21 and 2021-22 NBA MVP and three-time All-Star Nikola Jokic with the 41st pick of the second round in 2014.

Connelly helped orchestrate the Nuggets ascension toward the top of the Western Conference, during his tenure, Denver captured two Northwest Division titles (2018-19, 2019-20), marking the first time since 2008-09 and 2009-10 that the franchise repeated as division champions and just the fifth time in division history there was a repeat winner.

Connelly spent three seasons with the New Orleans Pelicans as their assistant general manager before joining Denver. Prior to his time with New Orleans, Connelly spent 10 years with the Washington Wizards organization where he rose to director of player personnel. In Washington, his role included overseeing scouting, salary cap and database management, player evaluation responsibilities, as well as assisting the vice president of player personnel with all front office duties.

The Baltimore product began working for the Wizards as an intern in the basketball operations department in 1996, and after his graduation from DC's Catholic University in 1999, Connelly was named to the Wizards staff as assistant video coordinator. In 2000, Connelly became a full-time scout for Washington, and later assumed the head scouting role.

Connelly's service to the game of basketball has spanned the globe. In 2018, Connelly traveled to Tel Aviv, Israel and served as a coach as part of the NBA's "Basketball Without Borders" program. He also worked in Moscow, Russia in 2012 for the program and his first experience with "BWB" came in the summer of 2006 in South Africa. That same summer he was involved with the Seed Academy in Dakar, Senegal. He has served on the board of GEN Basketball Academy, a Sarajevo-based academy funded by NATO, and has assisted with their youth camps. Additionally, in the summer of 2007, Connelly visited Dublin, Ireland to help raise youth awareness of cultural diversity and integration through the sport of basketball, and to work with the Irish federation on future basketball-related initiatives. Connelly has also visited England with his brother Pat as part of their personal efforts to aid the globalization of basketball.

Connelly is one of seven children, four brothers and two sisters. Each of Connelly's four brothers -- Joe, Pat, Dan and Kevin -- played basketball at Towson Catholic.

Connelly and his wife Negah have been committed to being involved in the communities they live in, including an annual Mile-High Ping Pong Challenge which benefited local Denver community organizations.



CHRIS FINCH
HEAD COACH

Chris Finch enters his third season as the Head Coach of the Minnesota Timberwolves after being hired in February of 2021. His 62 total wins over the last two seasons rank fourth in team history and his .504 winning percentage ranks second behind Flip Saunders' mark of .521.

Finch was named head coach of the Timberwolves on February 22, 2021, becoming the team's 16th Head Coach. On April 11, 2022, the Timberwolves announced a multi-year contract extension for Finch along with his coaching staff.

During the 2021-22 season, Finch led the Timberwolves to a 46-36 record, the seventh-best record in club history, including a trip to the Playoffs for just the second time in the last 18 years. He helped guide the Wolves to a 26-15 record at Target Center and a 32-20 record against the Western Conference, the second time since 2004-05 with 30+ wins against the West. With the 136-130 victory over the Denver Nuggets on April 1, the Wolves finished the season 12-4 against Northwest Division foes, the most division wins by the team since the division was formed in 2004 and just the third time since 2004 winning 10+ division games. Additionally, Minnesota finished the season winning 10 straight games against Northwest division opponents, the most since 2004. The team finished the 2021-22 campaign with 20 road wins for the first time since the 2004-05 season and just the fifth time winning 20+ road games.

Finch took the helm mid-season in the 2020-2021 season, leading the Timberwolves to win half of their last 22 games, finishing 16-25 overall. After the All-Star break, Finch was able to unlock another level of talent in young players such as 2020-21 NBA All-Rookie First Team honoree Anthony Edwards, as well as Jaden McDaniels. Under Finch's guidance, Edwards was named the Western Conference Rookie of the Month three times last season (March, April and May), becoming the third player in Wolves history to earn the honor multiple times (Karl-Anthony Towns in 2015-16 and Andrew Wiggins in 2014-15).

Since arriving in Minnesota, Finch has jumped into helping the Twin Cities community. He currently serves on the Board of Directors of Second Harvest Heartland where he assists the organization, playing a critical role in helping Second Harvest Heartland fulfill its mission of ending hunger.

Finch, 52, has over 25 years of NBA and G League experience, serving most recently as an assistant coach under Nick Nurse and the Toronto Raptors this season. Prior to that, he made coaching stops with the New Orleans Pelicans as associate head coach from 2017-20, the Denver Nuggets as an assistant coach from 2016-17 and the Houston Rockets as an assistant coach from 2011-16. Finch was named the head coach of the Rio Grande Valley Vipers, the Rocket's G League affiliate in 2009. He led the Vipers to back-to-back G League Finals appearances, compiling a 67-33 (.670) record in his two seasons. After leading Rio Grande Valley to the 2010 G League Championship, Finch received the Dennis Johnson Trophy as the league's best head coach.

The Reading, Pennsylvania native played overseas in the British Basketball League (BBL) for the Sheffield Sharks from 1993-97 before coaching the same team from 1997-2003. Finch was named the BBL Coach of the Year in 1998-99. He continued to coach overseas for 12 years including in Germany and Belgium. Finch also served as the head coach of Great Britain's National Team from 2006-13, where he led the national team in the 2012 Summer Olympics in London. He also led them to a European Championship berth in 2009 and 2011, the team's first appearances since 1981.

A Franklin & Marshall College graduate in 1992, Finch was as a two-time All-American, and was inducted into the F&M Sports Hall of Fame in 2002. He started the final 115 games of his collegiate career and compiled a 102-13 record (.887), which stood as the most career wins as a starter in NCAA Division III history.



SACHIN GUPTA
EXECUTIVE VICE PRESIDENT OF BASKETBALL OPERATIONS

Sachin Gupta enters his fourth season as Executive Vice President of Basketball Operations.

Gupta's expertise guided the Wolves in completing a historic trade deadline in February 2020, when the franchise acquired All-Star guard D'Angelo Russell, guard Malik Beasley, forward Juancho Hernangomez, guard/forward Evan Turner, forward Jarred Vanderbilt, guard/forward Jacob Evans and forwards Omari Spellman and James Johnson.

Gupta spent the 2018-19 season as assistant general manager with the Detroit Pistons after spending the 2017-18 as an advisor to Houston Rockets General Manager Daryl Morey. This marked Gupta's second stint with the Rockets organization. Prior to rejoining the Rockets, Gupta served as vice president of basketball operations for the Philadelphia 76ers from 2014-16, originally joining the team as a consultant in 2013 while finishing his MBA studies at Stanford's Graduate School of Business. During his tenure, Gupta played a key role in the club's dramatic overhaul, leading to the club's eventual return to contention.

A Boston-area native, Gupta began his NBA career with the Rockets in 2006 as Morey's first hire. He would build the foundation for the team's extensive analytics department which the Rockets would later become renowned for. In addition to his analytics responsibilities, Gupta also assisted in managing the team's salary cap during his six-year tenure in Houston.

Prior to joining the NBA ranks, Gupta spent two years at ESPN where he had a hand in fostering basketball's analytical movement, implementing advanced NBA metrics on ESPN.com before their use had become widespread across the league. While at ESPN, he also became well versed in the CBA when he developed the widely popular NBA Trade Machine.

Gupta earned a bachelor's degree in Computer Science and Electrical Engineering from MIT.



DELL DEMPS
VICE PRESIDENT OF BASKETBALL OPERATIONS

Dell Demps enters his first season as Vice President of Basketball Operations for the Minnesota Timberwolves. Prior to joining the Timberwolves, he spent two seasons as an assistant coach with the Utah Jazz.

Demps has had an extensive career in the NBA both as a player and as a front office executive, having spent nine seasons with the New Orleans Pelicans as Senior Vice President of Basketball Operations and General Manager.

Prior to that, Demps was with the San Antonio Spurs for five seasons, including three years as the General Manager of the Spurs' NBA G League affiliate, the Austin Toros. He joined the Spurs at the start of the 2005-06 season as Director of Pro Player Personnel and was promoted to Vice President of Basketball Operations in 2010. With the Spurs, Demps won an NBA Championship (2007). In each of the five seasons that he was with San Antonio, the team won at least 50 games. Prior to joining the Spurs, Demps worked for the New York Knicks from 2003-05 as a scout and was later promoted to the Director of Pro Player Personnel. Demps also spent two seasons as an assistant coach with the Mobile Revelers in the NBA Development League from 2001-03, helping the Revelers capture the 2003 league championship.

Demps attended the University of the Pacific where he was a four-year starter on their basketball team, earning All-Conference honors three times. As a senior, he averaged 19.0 points and 5.8 rebounds and earned his bachelor's degree in business administration. While playing professionally, each summer he returned to Pacific and completed his Master's in Business Administration in 1998.

Demps is a Pacific Athletics Hall of Fame member who had his #5 jersey retired in 2019 and was selected to WCC Hall of Honor in 2020.

As a player, Demps had a ten-year professional basketball career that spanned the globe. He played for three seasons in the NBA with Golden State Warriors, San Antonio Spurs and the Orlando Magic. In addition, he played professionally in the Continental Basketball Association (CBA), Philippines, France, Greece, Turkey, Croatia and Venezuela.



MATT LLOYD
SENIOR VICE PRESIDENT OF BASKETBALL OPERATIONS

Matt Lloyd enters his first season as the Minnesota Timberwolves Senior Vice President of Basketball Operations. Lloyd joins the Timberwolves with more than 25 years of NBA experience.

Prior to joining Minnesota, he spent 10 seasons with the Orlando Magic including two as vice president of basketball operations. He also served as assistant general manager for the Magic after being hired on June 29, 2012.

Lloyd was responsible for overseeing the Magic's professional, college and international scouting departments, as well as assisting with roster management and development. He also served as interim general manager during the 2017 offseason.

Lloyd spent 13 seasons with the Chicago Bulls, his last five as the team's director of college scouting. As director of college scouting for Chicago, he oversaw the scouting and information compilation of prospects for the NBA Draft, along with statistical analysis of pro and amateur players. Lloyd implemented and maintained a database which organized scouting information.

Lloyd began with the Bulls in 1994 as a game-day and special projects employee in the video room. He joined the team full-time in 1999 and was the team's media services coordinator for four seasons. Lloyd then joined the basketball operations department in 2003, and served as senior manager of basketball operations/scout for four seasons.

In addition, Lloyd also worked as a game-day employee with the Chicago White Sox in their video department for five years.

Prior to joining the Bulls full-time, Lloyd spent one year (1998-99) as the assistant director of information services for Conference USA, and a year-and-a-half (1997-98) as director of media services for the Arena Football League. He also completed an internship at ESPN during his senior year of college.

Lloyd is married to his wife, Cortney.




EMMANUEL ROHAN
ASSISTANT GENERAL MANAGER

Emmanuel Rohan completed his 12th season with the Timberwolves and third as Assistant General Manager. Prior to his promotion, Rohan was Director of Basketball Administration since 2016 where he handled matters relating to the salary cap and team administration.

Rohan began his Timberwolves career as a basketball operations intern in 2010 and was a basketball operations assistant for two seasons (2011-13). He was promoted to manager of basketball administration prior to the 2013-14 season.

Prior to joining the Timberwolves, Rohan was a legal assistant at the Australian Government Solicitor for two years and was a teaching/graduate assistant at the department of Sport Management at UMass Amherst in 2009-10.

The Brisbane, Australia native graduated with a Bachelor of Laws/Commerce degree from the TC Beirne School of Law – University of Queensland and received a Master’s in Sport Management degree from UMass Amherst.



JONATHAN WALLACE
DIRECTOR OF PLAYER PERSONNEL/IOWA WOLVES GENERAL MANAGER

Jonathan Wallace enters his first season as Director of Player Personnel and Iowa Wolves General Manager.

Wallace joins the Timberwolves after spending three seasons with the Denver Nuggets, most recently as Scouting Coordinator. He was originally hired as a Basketball Operations Associate in 2019 by the Nuggets. Before his front office NBA experience, Wallace completed a professional playing career that took him from the then NBA Developmental League to Germany, Belgium, and Africa. He played for the Rio Grande Valley Vipers in 2008 where he won a championship.

Prior to his time in the NBA, Wallace was hired in 2016 as Special Assistant to the Head Coach/ Head Manager at his alma mater, Georgetown. He spent one season on John Thompson III’s staff and two seasons on Patrick Ewing’s coaching staff for the Hoyas. As a player, Wallace, an All-BIG EAST guard, started every game of his career (136) for Georgetown and was part of four teams that went to the postseason, including three-straight NCAA Tournament appearances. He helped lead the Hoyas to back-to-back BIG EAST Regular Season titles (2006-07, 2007-08), BIG EAST Tournament Championship (2006-07), and a Final Four appearance (2007).



STEVE SENIOR
ASSISTANT GENERAL MANAGER

Steve Senior enters his first season as Assistant General Manager for the Minnesota Timberwolves.

Senior spent the last four seasons with the Memphis Grizzlies, where he initially joined as the Director of Video Operations and Player Development Assistant (2018-19) under former Timberwolves Assistant Coach J.B. Bickerstaff. He then transitioned to a role as the Grizzlies Pro Personnel Scout for three seasons.

Prior to joining Memphis, Senior served as the New York Knicks Assistant Video Coordinator starting in 2012. During his time with the Knicks, he added player development to his title, where he went on to spend six seasons as the team’s Player Development and Assistant Video Coordinator. Senior’s responsibilities had an emphasis on developing on-court skill and creating player performance reports to monitor progress. Senior acted as Wolves Assistant Coach Pablo Prigioni’s player development coach during Prigioni’s time as a guard for the Knicks.

Senior received his start in the NBA when he served as Assistant Video Coordinator for the Houston Rockets in 2011, where he experienced working with Timberwolves Head Coach Chris Finch and Gupta.

Senior, a native of the Bronx, NY, raised in New Jersey, graduated from Kean University with a degree in Business Management.



JAVAIR GILLET
VICE PRESIDENT OF SPORTS SCIENCE AND PERFORMANCE

Javair Gillet enters his third season as Vice President of Sports Science and Player Performance. He came to the Timberwolves with more than 20 years of experience in the industry, most recently serving as the Director of Athletic Performance for the Houston Rockets (2014-2020). Gillet also spent 10 years with the Detroit Tigers as the club's Head Strength and Conditioning Coach.

Gillet has a M.S. in Human Movement from A.T. Still University and completed his bachelor's degree at DePauw University majoring in Health and Human Performance with an emphasis in Exercise Science.

Prior to joining the Tigers, he gained experience in the field working with the Orlando Magic during the 2002-03 NBA season, Indiana University (2001), and The Pennsylvania State University (2000). He also lettered four seasons with DePauw University's baseball team and was given All-Conference honors two of those four years as well as All-American Honorable Mention his final season.



DR. SHELDON BURNS, M.D.
VICE PRESIDENT OF TEAM MEDICAL SERVICES

Dr. Sheldon Burns enters his 33rd season as the Timberwolves' medical director, and his 14th as Vice President, Team Medical Services. A physician at Edina Family Physicians, Allina, Dr. Burns has been a Board Certified Specialist in Family Practice, Emergency Medicine and Sports Medicine. His duties with the Timberwolves include serving as team physician, coordinating medical care and assisting in other club medical matters. Burns is one of two team members that have been with the team since the inaugural season.

For his work with numerous NBA teams, Dr. Burns was named the National Basketball Trainers Association 2005 NBA Physician of the Year. Burns was most recently awarded the 2019 Jerry "Hawk" Rhea Award for Outstanding NFL Team Physician. He has served in various capacities in seven Olympic Games. He has headed up the medical staff of the United States Team in World University Games and been a Deputy Medical Commissioner in three Olympic Games. He has enjoyed having the special opportunity with USA Basketball to serve as the team physician for many WNBA/NBA players/coaches in World/ Olympic tournaments. Additionally, he has served as tournament physician for the Minnesota State High School League.

Dr. Burns is active in teaching sports medicine at Allina, Institute For Athletic Medicine, Tria, Twin City Orthopedics, and the University of Minnesota. He has lectured in four continents. In 2014 he was recognized as the Minnesota Family Physician of the Year and marked the 100th consecutive year his grandfather, aunt, and he have been family physicians to Minnesotans.

A native of Grand Meadow, Minn., he spends summers in Nisswa, Minn. Dr. Burns received his undergraduate degree from Hamline University and earned his medical degree in 1974 from the University of Minnesota Medical School. Dr. Burns and Sharon reside in Edina, and together they have four daughters, a son, nine grandchildren and one great grandchild. They enjoy traveling to see their grandchildren, greatgrandchild and friends around the world.



GREGG FARNAM
VICE PRESIDENT OF PLAYER HEALTH/HEAD ATHLETIC TRAINER

Gregg Farnam wrapped up his 26th season with the Timberwolves and 23rd as Head Athletic Trainer after being named to that position in September of 2000. In addition to his head athletic trainer duties, Farnam was named Director of Medical Services in 2015 and promoted to Vice President of Player Health in 2017.

Farnam is responsible for all aspects of the Wolves' training room operations, including monitoring each player's physical condition and assessing/treating injuries.

Farnam began working as an Athletic Trainer with USA Basketball in 2001 for the gold-medal-winning United States men's basketball team at the Goodwill Games in Brisbane, Australia. He has worked with the United States Men's U19 team that won a silver medal at the 2007 FIBA World Championships in Nova Sad, Serbia and the Team USA that won gold in the 2014 FIBA Basketball World Cup. Farnam was a part of Team USA as they won their third consecutive gold medal at the 2016 Rio Summer Olympics. He has also worked with the U.S. Select Team in 2010 and 2012, as well as the National Team Mini Camp in Las Vegas during the summers of 2013 and 2015. Additionally, he provided medical coverage for the women's volleyball team at the Olympic Training Center in Colorado Springs, Colo., in July 2003.

Farnam has also traveled to New Delhi (2008) and Singapore (2010) as the Athletic Trainer for the NBA's Basketball Without Borders (BWB) Asia. BWB is designed to work with local players to promote the game and encourage positive social change in the areas of education, health and wellness, with an emphasis on HIV/AIDS awareness and prevention.

Farnam is a past chairman of the National Basketball Athletic Trainers Association (NBATA) and has also served on the NBATA Executive Committee as Secretary and Western Conference Head Athletic Trainer Representative. He is a certified member of the National Trainers Association, the National Strength and Conditioning Association and the National Academy of Sports Medicine.

A native of Pine River, MN, Farnam originally became interested in athletic training while pursuing his bachelor's degree in physical education from St. Cloud State University. He furthered his education with a master's degree in exercise science and health promotions from California University of Pennsylvania.



MICAH NORI
ASSISTANT COACH

Micah Nori enters his second season as Assistant Coach with the Timberwolves.

Nori joins Minnesota after spending three seasons as an assistant coach with the Detroit Pistons. Prior to his time in Detroit, he spent three seasons with the Denver Nuggets. A 23-year veteran of the NBA, Nori also spent two seasons as an assistant coach with the Sacramento Kings. He entered the NBA in 1998, spending 15 seasons with the Toronto Raptors organization including four years as an assistant coach. Before being named assistant coach, Nori held roles of director of NBA scouting, an advance scout and an assistant to the coaching staff with the Raptors.

The Middleton, Ohio native was a four-year starter and captain of Indiana's 1996 Big Ten Championship baseball team. He also holds a master's degree in Sports Organization from Miami (OH) University.




KEVIN HANSON
ASSISTANT COACH

Kevin Hanson enters his fourth season as Assistant Coach with the Timberwolves. Prior to joining the Wolves, Hanson spent eight seasons with the New Orleans Pelicans, the last five as assistant coach, where he was instrumental in the development of Anthony Davis.

Hanson joined the Pelicans in 2012 as the team's player development coach before being elevated to assistant coach. In 2018, he served as New Orleans' summer league head coach. He joined the San Antonio Spurs in the summer of 2008 as an assistant video coordinator and was named the Spurs' player development assistant in the summer of 2010. Hanson played four seasons at the University of San Diego and after college spent five seasons playing professionally overseas in Argentina and Germany.

Born and raised in Huntington Beach, Calif., Hanson led Ocean View High School to a CIF Championship. He played four seasons at University of San Diego, earning a bachelor's degree in communications and a minor in sociology. After college, Hanson spent five seasons playing professionally overseas in Argentina and Germany.



PABLO PRIGIONI
ASSISTANT COACH

Pablo Prigioni finished his third season as Assistant Coach with the Timberwolves after being hired on June 25, 2019. Prigioni became head coach of Argentina's National Team on Sept. 1, 2022, where he led the team to a Gold Medal at the 2022 FIBA AmeriCup.


He was head coach of the Timberwolves team during the 2019 NBA Summer League in Las Vegas, leading Minnesota to the championship game.

Prior to joining the Wolves, Prigioni spent the 2018-19 season with the Brooklyn Nets as an assistant coach. He joined the Nets following the conclusion of a more than 20-year playing career. The Argentina native spent the majority of his career in Spain, where he led Baskonia to three Spanish King's Cup titles, four Spanish Supercup titles and a Spanish League championship. He was a two-time All-EuroLeague selection.

In 2012, Prigioni became the NBA's oldest rookie, when at age 35, he embarked on a four-year NBA stint which included stops with the New York Knicks, Houston Rockets and Los Angeles Clippers. He averaged 3.5 points and 2.8 assists in 270 career NBA games.

As a member of the Argentinian national team, Prigioni won a bronze medal in the 2008 Olympic Games in Beijing and finished fourth in the 2012 Olympic Games in London.


Prigioni and his wife, Raquel, have two children: daughter, Alessandra and son, Nicolas.



JOE BOYLAN
ASSISTANT COACH/DIRECTOR OF PLAYER DEVELOPMENT

Joe Boylan enters his second season as Assistant Coach/Director of Player Development with the Timberwolves.

Boylan joins the Timberwolves after spending three seasons with the New Orleans Pelicans, serving as their director of player development for two of those seasons. Prior to joining the Pelicans, he served as a player development coach of the Memphis Grizzlies, as well as the associate head coach of their then G League affiliate, the Iowa Energy. Before joining the Grizzlies organization, Boylan was an assistant coach for the Grand Rapids Drive in the G League during the 2014-15 season. He also spent three seasons with the Golden State Warriors from 2011-14, serving first as the video coordinator, then as video coordinator/player development and finally as assistant coach/player development. Boylan also spent time with the Boston Celtics and the G League's Maine Red Claws.



ELSTON TURNER
ASSISTANT COACH

Elston Turner enters his second season as Assistant Coach with the Timberwolves.

Turner came-to Minnesota with more than two decades of NBA coaching experience, including his last two seasons as an assistant coach with the Houston Rockets as well as a prior four-year stint with the organization from 2007-11. Turner's coaching career includes stops in Sacramento, Memphis and Portland.

The Tennessee native was selected 43rd overall in the 1981 NBA Draft and appeared in over 500 games across eight seasons. Turner played professionally for Dallas, Denver and Chicago throughout his NBA career.

Turner hails from the University of Mississippi, where he led Ole Miss to its first ever NCAA Tournament in his senior year.




NATHAN BUBES
QUALITY CONTROL COACH

Nate Bubes enters his second season as Quality Control Coach with the Timberwolves.

Bubes came to the Timberwolves by way of the Pelicans, where he served as the assistant video coordinator starting in 2019. Prior to his time with New Orleans, he was the coordinator of strategy and analytics for Brigham Young University men's basketball program. Bubes had his start in the NBA with the Los Angeles Lakers when he served as the team's video intern in 2018.

A graduate of Boston College, Bubes served as the men's basketball graduate assistant from 2016-2018 after being the program's student manager from 2012-2016.



PETER WARDEN
HEAD EQUIPMENT MANAGER/TRAVEL COORDINATOR

Peter Warden enters his fourth season as Timberwolves Equipment Manager. In his role, Warden manages all the team's equipment and uniform-related matters, both at home and on the road. He also coordinates the team's travel.

Prior to joining the Wolves, Warden spent 14 seasons with the Texas A&M men's basketball program, including the past four seasons as assistant athletic director working primarily in internal operations. He spent five seasons as student manager, including two years as head manager, prior to serving the 2006-07 season as director of operations.

Warden also was in basketball operations with the University of Kentucky men's basketball program for two seasons. He served as an administrator for three foreign summer tours with Athletes in Action. AIA toured Australia in 2007 and played in the William Jones Cup in Taiwan in 2006 and toured East Asia in 2005.

A native of Houston, Texas, Warden resides in Eden Prairie.



EXECUTIVE STAFF



MIKE GRAHL
CHIEF MARKETING OFFICER

Mike Grahl enters his fifth season as Chief Marketing Officer for the Timberwolves and Lynx. Grahl oversees Brand Marketing, Advertising, Content, Digital Innovation, Creative Services, Retail, Video Production and Live Programming and Events for the Timberwolves, Lynx and T-Wolves Gaming.

Under Grahl's leadership, the organization's digital and social teams have been transformed and publicly recognized, most recently by the American Advertising Awards for the teams 2021 Raised By Wolves Drone Reveal Video. He has orchestrated significant updates to the teams' apps and websites with a focus on mobile marketing, venue commerce, lead and demand generation and marketing automation.

In 2021, Grahl and his marketing team, along with AOR Fallon introduced the highly successful brand campaign, Raised By Wolves. The campaign's signature video spot, set to Big Sean and Post Malone's 'Wolves,' set a tone that speaks to both court and culture. The marketing team's memorable retail and creative collaborations include the Prince-Inspired City Edition, HBO's Game of Thrones Direwolves Collection, D'Angelo Russell's "I Love Minnesota" t-shirt and Anthony Edwards' 'Dunk of the Year.'

Grahl and the marketing team have been recognized with multiple honors, including a Silver CLIO and Hashtag Sports awards for the Prince-Inspired City Edition Campaign, an Upper Midwest Regional Emmy for Lindsay Whalen's Jersey Retirement, IDEA Golden Matrix Award for best interactive feature and the NBA Digital Innovator Award. Under his direction, both 2021 Raised by Wolves and City Edition campaigns were awarded a combined five Silver and Bronze AdFed recognitions. In 2022, the Timberwolves were named one of the Top 25 Most Innovative Sports Teams in the World by Sports Innovation Lab, which looks at revenue diversification, focus on technology and organizational agility.

Prior to joining the Timberwolves and Lynx in 2018, Grahl was with the Milwaukee Bucks for the first 20 years of his professional career, most recently as Chief Digital Officer. Grahl currently serves on the NBA Team Marketing Advisory Board as well as the Minneapolis Warehouse District Association Board. He is an active participant in the Timberwolves and Lynx Fastbreak Foundation.

Grahl graduated summa cum laude from the University of Wisconsin-Whitewater where he earned a BBA in Marketing and played varsity baseball all four years. Grahl lives in Eagan, Minn. with his wife and their three children.



SIANNEH MULBAH
CHIEF PEOPLE OFFICER

Siannah Mulbah enters her 12th season with the Timberwolves and Lynx and fourth as Chief People Officer. Mulbah is responsible for the development and execution of the organization's comprehensive human resources strategy.

During her tenure, Mulbah has played a crucial role in the transformation of the organization's culture, using human resources to develop business strategies, guide decisions, and meet the needs and goals of the organization and its employees.

In 2019, Mulbah became the first Timberwolves and Lynx employee to receive the prestigious Sports Business Journal "Game Changers" award. Mulbah was one of forty women across the nation who were honored for their work transforming the industry and leading the next generation in sports business. In 2018 Mulbah was named to Minneapolis/St. Paul Business Journal's prestigious "40 Under 40" list, which recognizes high-achieving business leaders in the community. Most recently, Mulbah was named a Twin Cities Business 2021 Notable BIPOC Executive for her leadership throughout the COVID-19 pandemic.

Mulbah leads the Minnesota Timberwolves and Lynx Women in Sports Leadership Council, which focuses on the professional growth and development of women in the workplace. She serves on the board of directors of the Twin Cities chapter of Women in Sports and Events (WISE) and is secretary of the Native American Parent Council – School District 196.

A graduate of Bemidji State University, Mulbah received a bachelor's degree in Psychology. She received a double Master's degree in Organizational Management–HR and Business Administration from Concordia University-St. Paul. Mulbah resides in the Twin Cities with her son and daughter.



PETE STENE
CHIEF FINANCIAL OFFICER

Pete Stene enters his 18th season with the Timberwolves and Lynx and fifth as Chief Financial Officer, having served as Vice President of Finance prior to his promotion in 2018. Stene oversees day-to-day operations of the accounting, box office, facilities, payroll, and IT departments directing financial and fiscal policies and practices in the areas of general accounting, budgeting, audit, financial and tax management, and league reporting. Stene also oversees financial operations for Iowa Basketball Holdings (G-League) and T-Wolves Gaming (NBA 2K League).

Throughout the pandemic, Stene played a pivotal leadership role in the organization's financial planning.

He was instrumental in ensuring the organization met the needs of its partners and employees and worked closely with owner Glen Taylor to create a \$1 million relief fund that supported the part-time, game-night staff at Target Center.

Prior to joining the Timberwolves, Stene spent seven years working for Target Center Arena's management companies, including Midwest Entertainment Group, Clear Channel Entertainment, sfx Entertainment, and Ogden entertainment as its Director of Finance.

Stene serves as the Treasurer for the Fastbreak Foundation, the philanthropic arm of the Timberwolves and Lynx. Most recently, Stene was named to Minneapolis/St. Paul Business Journal's CFO of the Year Honoree class of 2021.

Stene graduated with honors from the University of Minnesota-Duluth with a degree in Business Administration and earned his MBA in Finance from the University of St. Thomas. He resides in Minneapolis, Minn. with his wife, Becki.



EXECUTIVE STAFF



TRU PETTIGREW
CHIEF DIVERSITY AND INCLUSION OFFICER

Tru Pettigrew enters his third season with the Minnesota Timberwolves and Lynx and his second as Chief Diversity and Inclusion Officer. Pettigrew previously served as the Timberwolves Vice President of Player Programs and Diversity and Inclusion.

Pettigrew oversees all diversity, equity, and inclusion efforts including setting the strategic vision across all four franchises – the Minnesota Timberwolves, Minnesota Lynx, Iowa Wolves and T-Wolves Gaming.

Following the murder of George Floyd, Pettigrew played an integral role with the team from convening team discussions around race relations and social justice to serving as a bridge for community dialogue with former Minneapolis Police Chief Medaria Arradondo and other civic members.

Prior to joining the Timberwolves and Lynx, Pettigrew operated his own consulting firm helping organizations build bridges of trust and understanding across various areas of division. As a part of his bridge building efforts, he founded Barbershop Rap Sessions, which is a platform that leverages barbershops across the country as a trusted venue for hosting facilitated dialogue between law enforcement and communities of color. He also serves as a Subject Matter Expert (SME) for the International Association of Chiefs of Police (IACP) and has spent time working with brands such as Nike, Hennessy, Unilever and Ford.

Tru was named to Twin Cities Business Magazine's "100 People to Know in 2022," and the Minnesota 500, a list of the most powerful and influential leaders in Minnesota by Greenspring Media. He currently serves on the Board of North Carolina's Center on Actual Innocence. Pettigrew earned his degree from DeVry University. He resides in Minneapolis with his wife, Tameka and son, Austin.



SUZANNE SPELLACY
GENERAL COUNSEL

Suzanne Spellacy enters her second season with the Minnesota Timberwolves and Lynx.

In her role, Spellacy has responsibility for all legal matters including contract negotiations, corporate transactions, intellectual property, dispute resolution, employment law and league rules and regulations.

Spellacy's career includes 19 years at Taylor Corporation, the last seven as General Counsel & Corporate Secretary, where her responsibilities included providing legal advice to the Timberwolves and Lynx franchises. Prior to joining Taylor Corporation, she was a shareholder with Twin Cities law firm Winthrop & Weinstine, P.A., and most recently she served as General Counsel for Jack Link's.

Spellacy received her B.A. from the College of St. Benedict and her law degree from the University of Minnesota. She serves as an outside director for Nuvera Communications, Inc. (NUVR), where she chairs the Corporate Governance & Nominating Committee, and is a member of the Compensation Committee. Spellacy has long been active in the community, serving on the boards of the YMCA, Loyola Catholic School, Greater Mankato Early Learning Initiative, and now as Vice President of the Child and Family Advocacy Center of South Central Minnesota.

Spellacy and her husband, Rick, reside in Minneapolis, Minn. and are parents of three young adult children, Luke, Ella and Noah.



MARQUISE WATTS
CHIEF EXPERIENCE OFFICER

Marquise Watts enters his first season as Chief Experience Officer for the Timberwolves and Lynx. Watts' role focuses on the player experience and establishing the organization as a top-tier talent destination. His role serves as a bridge to both basketball and business operations.

Prior to joining the Timberwolves and Lynx, Watts served as President of Brand Strategy for Klutch Sport Group, where he led Marketing and Corporate Partnerships. Watts' career also includes time at Adidas where he orchestrated the signing of some of the NBA's and WNBA's top players and managed partnerships with the league (NBA) and individual NBA teams.

Watts played an integral role on the team that launched Under Armour's Basketball division, growing the company's footprint through sports marketing initiatives across grassroots, collegiate and professional levels.

Born and raised in Milwaukee, Wis., Watts played basketball at a collegiate level and understands the importance of equity in education. He serves on the Board of Directors for the Play Equity Fund, an organization focused on bringing the transformational power of sports and play for all children, regardless of race, gender or socioeconomic status. Watts resides in the Western suburbs of Minneapolis, Minn. with his daughter, Grayson.



EXECUTIVE STAFF



JENNIFER RIDGEWAY
CHIEF OF STAFF | EXECUTIVE DIRECTOR, FASTBREAK FOUNDATION

Jennifer Ridgeway is entering her fifth season with the Minnesota Timberwolves and Lynx. As a valued leader and member of the Executive Committee, Ridgeway was promoted to Chief of Staff in mid-2022. She previously served as Executive Vice President of Social Responsibility, where she oversaw all Social Responsibility efforts, including all player-related community activities, for the Minnesota Timberwolves, Lynx, Iowa Wolves and T-Wolves Gaming.

As Chief of Staff, Ridgeway works closely with CEO Ethan Casson to deliver on the company's mission and provide strategic leadership and oversight of executive projects. Ridgeway also serves as the Executive Director of the Fastbreak Foundation, as well as the organization's liaison to the NBA Foundation.

In her tenure with the team, Ridgeway launched the organization's most comprehensive Social Responsibility campaign, 'Pack Gives Back,' uniting all four franchises to support the community, while also spearheading the newly designed Employee Volunteer program. This combined effort supports community partners who are committed to social impact in the areas of Education, Inclusion, and Wellness.

Under her leadership, the Social Responsibility initiatives were recognized as a 2019 Minnesota Keystone Honored Company through the Minneapolis Chamber, a program that promotes corporate philanthropy by recognizing and honoring companies committed to charitable organizations. In addition, the Timberwolves & Lynx were recognized by a local non-profit, MATTER, awarding their 2020 Community Assist Award for impact in the local community. Most recently, Ridgeway was named a Sports Business Journal "Game Changers" Honoree in 2021, highlighting women who are setting the standard and leading the next generation in sports business. Ridgeway serves on the Board for Meet Minneapolis and plays a key role in the Minnesota Timberwolves & Lynx Women in Sports Leadership Council, championing the professional growth of women in the sport industry. She has been instrumental in introducing key partnerships with RISE, the Minneapolis Foundation, and Team up for Change, all driving the organization's social impact initiatives. In 2020, Ridgeway led the newly designed Wolves & Lynx civic engagement platform, 'Pack the Vote.'

Ridgeway joined the Timberwolves and Lynx after serving as the Executive Vice President and Chief Advancement Officer for The Sanneh Foundation, an organization whose mission is to serve the holistic youth development needs of the Twin Cities Metro Area.

A Minnesota native, Ridgeway earned her Bachelor of Arts in Economics from UNC-Chapel Hill and her MBA in Finance from the University of St. Thomas. Additionally, she recently obtained the DE&I in the Workplace Certificate from the University of South Florida. To deepen her expertise in the industry, she also completed the Sports Philanthropy Executive program at George Washington University and the Executive Leadership program at the University of Minnesota's Carlson School of Management.

Ridgeway resides in the Twin Cities area and enjoys running, cycling and golf.



VICE PRESIDENTS



JAKE VERNON
SENIOR VICE PRESIDENT OF TICKET SALES AND SERVICE

Jake Vernon is entering his ninth season with the Timberwolves and first as Senior Vice President of Ticket Sales and Service. In his role, Vernon oversees all initiatives related to ticketing, membership service, premium sales, and group events as well as the team's partnership with Target Center concession partner, Levy Restaurants.

Most recently, Vernon led the franchise's effort to redesign the Timberwolves membership platform with a focus on delivering unprecedented value, unique access and customized flexibility. These changes resulted in a customer satisfaction rating that ranked #1 in the NBA for the 21-22 season. Under his leadership, Vernon's team also broke several sales records last season, including the most Single Game and partial plan Ticket Revenue in franchise history.

Since joining the team in June 2013, the Timberwolves have earned several accolades within the NBA during Vernon's tenure, including winning NBA Event of the Year for the Paisley Park season ticket member event in 2018.

Prior to joining the Timberwolves, Vernon spent two years as President and Founder of Get Real Sport Sales, a sales consulting and outsourcing company that worked with collegiate and professional sports teams to increase ticket and corporate partnership revenue. Get Real Sports client list included Butler University, Iowa State University, Xavier University, Charlotte Bobcats, Cincinnati Reds, Indianapolis Colts and the Indianapolis Motor Speedway. The majority of Vernon's career was spent with Pacers Sports and Entertainment, working with both the Indiana Pacers and Indiana Fever. He got his start as a ticket sales account executive for the Indiana Fever, before working his way up through various management positions, culminating with being named vice president of ticket sales and service in June of 2005. During his tenure he led franchise-best season and group ticket campaigns, while driving innovative business initiatives that included the creation of one of the first player sponsored sections in the NBA, Roy Hibbert's Area 55.

A native of Abington, Penn., Vernon graduated from Xavier University with a degree in Communications and has held previous positions with the Cincinnati Reds, Indianapolis Indians and Chicago Wolves.

Vernon currently serves on the Board of Directors for the Minneapolis Regional Chamber, while continuing to support and coach youth sports in the Wayzata School district. Vernon and his wife, Traci and two sons, Ashton and Avery, reside in Maple Grove, Minn.



JUSTIN BUTLER
SENIOR VICE PRESIDENT OF TECHNOLOGY

Justin Butler is in his eighth season with the Timberwolves and Lynx, his first as Senior Vice President of Technology. In his role, Butler is responsible for providing leadership and strategic direction to the technology and facilities departments for the Timberwolves and Lynx, as well as overseeing technology on game days at the Target Center.

Butler was a driving force behind the success of T-Wolves Gaming, the franchise's NBA 2K team, in its inaugural season which culminated in the team winning the 2019 NBA 2K Championship. A consultant for the team for the 2019 NBA 2K Draft and other team matters, Butler took over head coaching duties on April 30. T-Wolves Gaming won its last seven games of the regular season and became the only expansion team to advance to the playoffs. In the playoffs, T-Wolves Gaming swept Kings Guard Gaming and Warriors Gaming Squad in the first two rounds before defeating 76ers GC in the Finals.

Butler was originally hired by the Timberwolves in August 2013 as Director of Technology before a promotion to Senior Director of Technology in October 2015 and a promotion to Vice President of Technology in August 2017. During his eight years with the Timberwolves and Lynx, Butler and his team have overseen the buildout of the practice and corporate headquarters at Mayo Clinic Square from a technology standpoint, and have been heavily involved in the technology projects including scoring systems, cabling, wifi, and CiscoVision during the Target Center Renovation project.

Prior to his time with the Timberwolves and Lynx, Butler was Vice President of Operations with TBS office Automations for 12 years. A native of Smith, Nevada, Butler is a graduate of Macalester College in St. Paul, MN. He currently resides in Cottage Grove, Minnesota, with his wife, Manyveth Khieu.



HEATHER MEYER
VICE PRESIDENT OF MARKETING

Heather Meyer enters her first season with the Minnesota Timberwolves and Lynx as Vice President of Marketing. Meyer oversees brand campaigns, retail marketing and the look and feel of the Timberwolves and Lynx brands year-round.

Prior to joining the Timberwolves and Lynx, Meyer led marketing and partnerships for global brands within the sports and entertainment industry, including the Chicago White Sox, IMG, NBA G League and Unibet. She is passionate about building brands, marketing strategy and connecting brands to audiences in a truly meaningful way.

Meyer received her bachelor's degree from the University of Iowa. She currently sits on the Steering Committee for WISC (Women In Sports Council) and enjoys mentoring others interested in working in the sports and entertainment industry.

Meyer lives in Northeast Minneapolis, Minn. and enjoys exploring the city, traveling, hiking and practicing yoga.



VICE PRESIDENTS



DAVID KING
VICE PRESIDENT OF CORPORATE PARTNERSHIPS

David King enters his fourth season as the Vice President of Corporate Partnerships. King oversees partnership sales and activation for the Minnesota Timberwolves, Lynx and T-Wolves Gaming.

In his role as Vice President of Corporate Partnerships, King leads the organization in fostering long-term relationships with brands that are looking to leverage the power of sports by investing in the fan experience and supporting the Twin Cities community.

Inside the Corporate Partnerships department, King oversees both new business efforts, focusing on building relationships with local, national, and international brands, and partner activation, being responsible for maintaining, developing, and supporting existing relationships while finding new ways to enhance the fan experience.

As part of the organization's COVID-19 response, King led his staff in working with partners to navigate the shortened 19-20 campaign and reshape the 2020-21 season to align with the current climate. As part, he spearheaded new virtual experiences, custom partner-branded content, and high-impact signage opportunities.

In addition, King led the search for the Timberwolves' second ever jersey patch partner, Aura, while setting a new franchise record in partnerships revenue in the 2021-22 season.

He previously served as the organization's Director of Partnership Sales, and has been with the organization since July 2014. Prior to Minnesota, King spent five seasons in management roles in Major League Baseball with the Oakland Athletics. With the Athletics, King was instrumental in reimagining and selling through premium levels and enhancing fan experiences at the Oakland Coliseum.

A native of Cary, North Carolina, King earned his Professional Masters of Sports Administration from Ohio University, after receiving a degree in Business and Sports administration from Barton College, where he was a four-year letter winner and member of the 2007 Division II National Championship Men's Basketball team.

He volunteers and coaches with Special Olympics Minnesota and is currently a member of the Young Professional Board for Special Olympics Minnesota, actively coaching basketball and football.

King resides in Maple Grove, Minn. with his wife, Megan, and their children Silas and Elsie.



LAURA MEYER
VICE PRESIDENT OF BUSINESS INTELLIGENCE

Laura Meyer is in her 17th season with the Timberwolves and Lynx, her seventh as Vice President of Business Intelligence. Prior to her current role, she served as Sr. Director of Business Intelligence and Director of Revenue Strategy and Operations.

In 2019, Meyer was named one of the Top 50 Most Powerful Women in Technology by the National Diversity Council, a distinction awarded to trailblazers who are molding the future of technology with their insight and leadership.

Meyer is responsible for driving the organization's business objectives and strategic initiatives through data acquisition, analysis and visualization. She spearheaded the implementation of the team's data warehouse and its integration with all sales and marketing technologies to enable automation, optimize efficiency, and identify opportunities for revenue growth.

With a focus on innovation and fan experience, Meyer has played an integral role in the team's conversion to 100% digital tickets and 99%+ mobile ticket adoption. The launch of the mobile app in 2017 was first-of-its-kind in the Twin Cities sports scene. She also led the organization's initiative to include mobile ordering and mobile payment functionality within the fan concessions experience at Target Center, in compliance with current and future COVID-19 standards. Meyer's pursuit of innovation within business intelligence, earned the Timberwolves a spot on Sports Innovation Lab's 2022 Top 25 Most Innovative Sports Teams in the World.

As part of the organization's COVID-19 response, she developed the company's social distance modeling for Target Center attendance capacity. In that initiative, she handled the overall forecasting and revenue projections based on the various scenarios presented by the NBA throughout the 2020 offseason, as well as the team's COVID compliance strategy to meet both NBA and local government health and safety requirements.

A native of Cincinnati, Ohio, Meyer graduated magna cum laude from the University Scholars honors program at Xavier University with a degree in Sports Management and double minor in Business and Psychology. She is a founding member of the Timberwolves and Lynx Women's Leadership Council focusing on professional development and growth of women in the workplace. She also has a passion for animals and spends time volunteering through Secondhand Hounds' Secondhand Hope program doing companion animal visits at assisted living and memory care facilities.

Meyer and her husband, Jon, live in the south metro of the Twin Cities with their three dogs.



VICE PRESIDENTS



JEFF MUNNEKE
VICE PRESIDENT OF FAN ENGAGEMENT

Jeff Munneke is the Timberwolves' employee with the longest tenure, having been hired on June 20, 1988 and going on to earn Sales Executive of the year in 1989-90 and 1990-91. Munneke has risen through the ranks of the organization, serving in a number of different roles during his time with the Wolves, becoming the organization's Vice President of Fan Experience in 2012. Previously, he served as the team's Vice President of Client Development in 2004 following a year as executive director of fan relations, 12 years as the organization's Director of Ticket Sales and 26 years as the Director and Vice President of what is now the Timberwolves and Lynx Basketball Academy.

Munneke oversees all aspects of fan experiences, which includes serving as the primary contact for all fan interactions with a focus on Wolves and Lynx season ticket holders and acting liaison with all Target Center partners. Munneke developed the vision of the service department(s) that he now onboards and trains to provide superior customer service through personal touches in the Friendliest Building in Sports.

He helped to drive the Timberwolves and Lynx readiness plan for COVID-19 return to business in helping research and develop fan experience policies in preparation for the 2020-21 and 2021-22 seasons. Munneke developed protocols aimed at promoting the health and safety of all fans and staff including arena entry and exit, socially distant seating, concourse flow, arena sanitation, food and beverage procedures and fan communication and messaging.

Munneke earned a distinguished service award from the Minnesota Basketball Coaches Association (MBCA) in 2007, as well as being inducted into the MBCA Hall of Honor in October of 2011. He also serves on the Executive board of the Positive Coaching Alliance, which works to provide all youth and high school athletes a positive character-building youth sports experience, and BestPrep, which continues to bridge the business and education community.

Munneke ran the nationally recognized Timberwolves Shootout for 20 seasons. A total of 45 high school players who played in the Shootout made their way to the NBA. He also taught an Intro to Sports class at the University of Minnesota for 12 semesters and is a frequent speaker at many of the area colleges and high schools.

A native of Lake City, Minn., Munneke graduated from Huron University, where he earned a degree in communications and was captain of the basketball team. Munneke broke into the sports industry as a sales representative in 1987 for the Minnesota Strikers, a Major Indoor Soccer League team. Munneke and his wife, Julie (Taft Law), reside in Champlin, Minn. with their wiener dogs Lucy and Magic. Their son Ty oversees sales support for PXG Golf based out of Scottsdale, Ariz. and their daughter Megan was a student athlete at University of South Dakota and is now employed by PXG Golf as well.



JOHN THOMAS
VICE PRESIDENT OF SOCIAL RESPONSIBILITY

John Thomas is in his sixth season with the Minnesota Timberwolves and Lynx and first as the Vice President of Social Responsibility. Prior to Thomas' current role, he served as Vice President of Basketball Development, where he oversaw all Timberwolves and Lynx Basketball Academy efforts and alumni relations.

As Vice President of Social Responsibility, Thomas works closely with Chief Experience Officer Marquise Watts to build meaningful opportunities with community and corporate partners, current players and alumni, cultivating long-lasting relationships and commitment in the community.

During his tenure leading Basketball Development, Thomas was responsible for managing and growing the organization's Basketball Academy, partnering with Basketball Operations to support current players, and developing the organization's NBA Alumni program.

Through the Basketball Academy, Thomas led a team that provided local camps, clinics, tournaments, and special events. He provided direction around implementing various subsets of the Academy both in the community and at Target Center.

Thomas led the organization's efforts in fostering connections of former players with current players, partners, community, and fans. To support alumni, he worked to provide access to resources while creating a bridge to post-career educational opportunities.

Thomas came to the Timberwolves and Lynx after spending four years as the National Training Manager for Life Time Fitness. Among Thomas' duties during his time at Life Time was leading the basketball training division for Ultimate Hoops, which included the oversight of all programming, financials, operations, marketing, and strategic partnerships for the program. Thomas has also worked in conjunction with the National Basketball Retired Players Association (NBRPA) to help former NBA, WNBA, ABA players and Harlem Globetrotters transition into life after the game.

This is Thomas' second stint with the Timberwolves after a professional playing career which included a season with his hometown Timberwolves (2004-05). A Minneapolis native and graduate of Roosevelt High School, Thomas was a four-year standout for the Golden Gophers (1993-97). Thomas logged a professional career that included NBA stops with Boston, Toronto, Minnesota, Memphis, Atlanta, and New Jersey, in addition to playing professionally overseas in several countries. He was originally taken by the New York Knicks with the 25th overall pick in the 1997 NBA Draft.

Thomas remains active in the Twin Cities community by volunteering his time to coach and mentor youth. He also serves on the executive board of the Boys and Girls Club Twin Cities.

Thomas resides in Eden Prairie, Minn. with his wife and children.



IOWA WOLVES




On May 3, 2017, the Minnesota Timberwolves and the NBA Development League announced the final sale of a majority ownership in the Iowa Energy to Glen Taylor. Later that month on May 30, the team unveiled the new team name and identity for the affiliate, renaming them the Iowa Wolves.

The Iowa Wolves rebrand follows the Timberwolves own unveiling of a new logo in April 2017. The logos were created by the same designer, Rodney Richardson of RARE Designs, whose resume includes recent identity designs for the NBA's Charlotte Hornets, New Orleans Pelicans, Atlanta Hawks and Sacramento Kings. The logo is meant to give a nod to the original Timberwolves logo while serving as a mark that aligns the two teams.

Jeff Newton was named head coach of the Iowa Wolves on Sept. 7, 2021.

For all media inquiries regarding the Iowa Wolves, please contact Randi Burrell (randi.burrell@iawolves.com).

T-WOLVES GAMING



The NBA 2K League announced the addition of a Minnesota Timberwolves affiliate team beginning with competition for the 2019 season on Aug. 15, 2018.

On September 25, 2018, The Timberwolves unveiled the name of its new NBA 2K League affiliate, dubbing the franchise: T-Wolves Gaming

T-Wolves Gaming capped off its successful inaugural season by winning the 2019 NBA 2K League Championship in New York by defeating 76ers GC 3-2 in the best-of-five series. T-Wolves Gaming won its last seven games of the regular season and became the only expansion team to advance to the playoffs. In the playoffs, T-Wolves Gaming swept Kings Guard Gaming and Warriors Gaming Squad in the first two rounds before defeating 76ers GC in the Finals.

Members of the 2019 Championship team were Christopher "TURNUPDEFENSE" Anderson, Mihad "FEAST" Feratovic, Michael "BearDaBeast" Key, Jordan "JMoneyRep817" Martinez, Josiah "Dr_JoJo_30" Oetjen and Brian "Nacho" Traynor. They were led by interim head coach Justin Butler.

Fans can follow T-Wolves Gaming on the following digital platforms:

Online: www.timberwolves.com/gaming
 Twitter/Instagram: @Twolvesgaming
 Facebook: www.facebook.com/twolvesgaming
 Twitch: www.twitch.tv/twolvesgaming



CRUNCH

CRUNCH is the pulse of entertainment for Timberwolves games at Target Center. His witty sense of humor and amusing antics energize the crowd and keeps fans on their toes at every game. From his over-the-top stunts to his high-flying dunks, CRUNCH is one of the most beloved mascots in sports.

Connect with CRUNCH via social media:

[Facebook.com/TimberwolvesCrunch](https://www.facebook.com/TimberwolvesCrunch)
[@WolvesCrunch](https://twitter.com/WolvesCrunch) on Twitter & Instagram

CRUNCH makes appearances throughout Minnesota's communities and is available upon request. For pricing and availability, please email crunch@timberwolves.com or call 612.673.8370

CRUNCH NOTES

Height: 6' (ground to the tip of ears)

Weight: 190 pounds

Vertical Jump: 15' (with trampoline)

FAVORITES

Movie: "Dances with Wolves"

Book: "Call of the Wild"

Dunk: Reverse Power Slam!

Type of Music: Classic Rock

Dunk: The Inside-Out Flying Dutchman

Pre-Game Meal: Bacon-Wrapped Bacon

MEDIA



BASKETBALL COMMUNICATIONS STAFF



SARA PEREZ **BASKETBALL COMMUNICATIONS DIRECTOR**

Sara Perez enters her sixth season with the Timberwolves and second as Director of Basketball Communications where she assumes oversight of the basketball communications department for the Timberwolves. Perez spent her previous seasons as the Timberwolves Basketball Communications Manager and began with the organization as the Basketball Communications Coordinator in November 2017. In her current role, she oversees basketball communications efforts, facilitates interviews at practices and games, focuses on the department’s player relations, serves as the department’s travel liaison for road games, strategizes approaches for basketball communications campaigns, manages communications gameday staff and stats crew, handles injury reports, starters and active/inactive lists, composes press releases as well as key messaging and interview prep, while assisting with various basketball communication efforts for the Timberwolves.

Prior to joining the Timberwolves and Lynx, she worked in the public relations departments for the Detroit Lions, New York Jets, Miami Dolphins, Super Bowl 50, Orange Bowl Committee, USA Football and ran all communications efforts for the 2016 Boca Raton Bowl. Her past NBA experience includes time with the Detroit Pistons public relations department.

Perez graduated from the University of Michigan-Dearborn with a bachelor’s degree in Communications with a focus on journalism and screen studies, Hispanic Studies and a minor in Psychology. She was a two-year member of the women’s basketball team after spending her first two seasons at Siena Heights University.



AARON FREEMAN **SENIOR MANAGER OF BASKETBALL COMMUNICATIONS AND BROADCAST**

Aaron Freeman is entering his fifth season with the Minnesota Timberwolves, first as the Senior Manager of Basketball Communications and Broadcast where he serves as the department’s primary contact with broadcast partners, as the head coach’s media liaison for all interviews, interview prep and appearances and oversees the team’s media relations experiences, media pitching and the team’s publications while additionally serving as a primary contact for the team, assisting the department in its day-to-day basketball communications operations.

Freeman previously spent four seasons managing the day-to-day PR efforts for the Minnesota Lynx where he served as the main contact for local and national media regarding interview requests for players and front office personnel.

Freeman joined the Timberwolves and Lynx organization in 2016, serving as a Public Relations Assistant for the Lynx for the 2016 season and the Timberwolves as the Public Relations Associate for the 2016-17 season. He then spent the 2017 championship Lynx season as the team’s Interim Public Relations Manager.

Prior to joining the Timberwolves and Lynx, he served as a Sports Information Intern at Bradley University in Peoria, IL, where he assisted in compiling statistics and information for the 13 various athletic programs and for the department’s website. His past experiences include serving as a Media and Communication Intern with the Chicago Sky for the 2015 season, focused primarily on maintaining the team’s game notes document and assisting the day-to-day efforts of the media relations department.

Originally from Wheeling, IL, Freeman graduated from Bradley University with a bachelor’s degree in Sports Communication and a minor in marketing. He resides in Golden Valley.



MEDIA INFORMATION

CREDENTIALS

Press seating at Timberwolves home games at Target Center is available to accredited media at tables located in the court-level auxiliary media section, overflow tables in front of section 118 and the overflow media suite. Single-game credentials must be requested no later than noon the day before the game (Friday at 5:00 p.m. for Saturday and Sunday games). Credentials are good for admittance to Target Center, the arena floor, the press conference room, the media work room and the media dining room. Those requesting single-game credentials will be seated on a first-come, first-served basis with priority seating to those working on a deadline. Those holding Timberwolves or NBA season credentials may enter the building through the Target Center Media Entrance located at the corner of Sixth St. and Second Ave. Single-game credentials may also be picked up at the Media Entrance. ALL MEDIA WILL BE REQUIRED TO PRESENT A PHOTO IDENTIFICATION PRIOR TO RECEIVING THEIR CREDENTIALS. ALL BAGS ARE SUBJECT TO INSPECTION PRIOR TO RECEIVING A CREDENTIAL. Media members with season passes are required to notify the basketball communications department if planning to cover a game in order to reserve seating. A media credential cannot be used to sit in spectator seating areas.

SERVICES

In an effort to reduce the amount of paper used, all pregame and postgame stats, quotes and injury updates will be distributed digitally by the Timberwolves public relations department. In-game box scores and play-by-play will also be distributed digitally at every quarter break and will only be printed upon request. For more questions, please contact a member of the public relations staff. The Target Center media workroom has limited space and priority seating will be given to writers and broadcasters filing stories on deadline. For in-game updates, please follow the official Timberwolves public relations twitter handle, @Twolves_PR.

LOCKER ROOM ACCESS

Locker room access will return for the 2022-23 NBA season, but will only be permitted for approved "Tier 1" media. Both locker rooms will open 75 minutes prior to tipoff and remain open until 45 minutes before the contest begins. Following the game, both locker rooms will re-open after approximately 10-15 minutes. STILL PHOTOGRAPHY INSIDE NBA LOCKER ROOMS IS PROHIBITED.

PHOTOGRAPHERS

Only those photographers on a previously-approved list by the NBA and on assignment will be allowed a spot on the floor, and their media credentials must be worn prominently at all times. All local and national photographers and videographers shooting from the baselines are required to wear a team-issued vest. Please note that no photographer will be provided a vest unless his or her camera has a rubber lens hood. In addition, in the continued interest of player safety, any camera mounted on a stanchion must be at least eight feet high and must be properly padded. Photographers without a baseline position must clear the court with no more than thirty minutes (30:00) remaining on the pregame clock. ONLY PHOTOGRAPHERS WITH DESIGNATED FLOOR SPOTS MAY REMAIN ON THE BASELINES AFTER THE 30-MINUTE PREGAME MARK. ALL PERMITTED PHOTOGRAPHERS ARE REQUIRED TO NOTIFY CORRIE HEMRY AT LEAST 24 HOURS IN ADVANCE TO ENSURE A DESIGNATED SHOOTING POSITION. Additional shooting locations are available upon request. Anyone who attempts to cover a game without arranging a seat in advance will not be allowed to shoot the game. Professional courtesy should apply in all cases.

The following outlets, listed in priority order, must receive priority when teams are assigning the baseline camera operator positions:

1. Live Television Cameras;
2. NBA Entertainment, NBA Photos, Home Team Photographer;
3. In-Arena Scoreboard Cameras;
4. Wire Services (only Getty, AP and USA Today Images); and
5. Newspapers that regularly assign a writer to travel with the team.

Other permissible media outlets who may be assigned a baseline position, if space allows, are Sports Illustrated, EPA Wire Service, the home team videographer, the visiting team videographer, an international spot (as designated by the League Office), and/or any other outlets that are approved IN ADVANCE by the League Office.

DINING ROOM

Accredited media members are invited to enjoy a meal before each game in the Minnesota Timberwolves media dining room located in Room 10 of Target Center. Cost of a meal is \$20 per person. The dining room opens two hours before each game. Dining room usage will be limited to members of the media with valid Timberwolves or NBA media passes. It is impossible to accommodate family members, friends, guests or others. ANY ABUSE OF DINING ROOM PRIVILEGES WILL CAUSE FORFEITURE OF YOUR MEDIA PASS.

PARKING

There is no designated media parking area, but Ramp A on Seventh Street and Ramp B on Fifth Street are connected to Target Center (600 First Avenue North) via Skyway. From either ramp, go to the ground level and walk to the 6th Street media entrance. Another option for parking is at Mayo Clinic Square, which is located at 34 N 7th St. From there, you can take the elevator to the second floor and take the Skyway to Media Skyway entrance. The Skyways from the ramps and Mayo Clinic Square will be open on gamedays from 7 a.m.- 11 p.m.

COURTESY

Your cooperation is requested in maintaining a working atmosphere in the media room, at courtside and in the locker room areas. During postgame interviews, preference for obtaining players and coaches will be given to game broadcast crews conducting live postgame shows, newspapers writing on deadline and television stations conducting live reports.



TV BROADCAST TEAM



MICHAEL GRADY TELEVISION PLAY-BY

Michael Grady begins his first season as the Timberwolves TV play-by-play announcer. Grady will pair with television analyst Jim Petersen this season for all telecasts on the exclusive home of the Wolves, Bally Sports North. In addition to his play-by-play role, Grady will represent the Timberwolves on many platforms, inclusive of team events, team content and more.

A multi-time Emmy Award winning reporter, host and producer and 2016 Indiana Sportscaster of the Year comes to the Twin Cities after spending the last five years with the YES Network in New York as the Brooklyn Nets courtside reporter.

His television play-by-play experience includes the New York Liberty, the 2022 WNBA Commissioners Cup along with hosting the YES Network's pre-and post-game coverage for the New York Yankees and the Yankees Batting Practice Today show. Grady has also spent time on the sidelines for CBS Sports calling NFL and college football in addition to calling play-by-play for college football and basketball for the network. He's also served as the play-by-play announcer for NBATV and Turner Sports.

Grady began his broadcasting career in his home state of Indiana in 2003, when he joined 1070 WIBC Radio in Indianapolis as a producer before moving to 107.5 ESPN Radio in Indianapolis as executive producer in 2007. From 2014-2017, he was a sports anchor at WRTV-TV, the ABC affiliate in Indianapolis, where he won an Emmy Award for his coverage of the 2016 Indianapolis 500.

While in Indianapolis and later in New York, Grady co-hosted the "Grady and Big Joe Show" with former Indianapolis Colts player Joe Staysniak on 107.5 ESPN Radio in Indianapolis from 2011 to 2019. He additionally served as the Indiana Pacers' public address announcer from 2010-2017.

Grady, his wife Erica and their son Tai currently reside in Minneapolis.



JIM PETERSEN TELEVISION ANALYST

Jim Petersen returns for his 25th season on the Wolves' broadcast team. Partnered with Michael Grady for the first time, Petersen brings the experience of an eight-year NBA playing career to his analysis.

A St. Louis Park native, Petersen was named Minnesota's Mr. Basketball in 1980 and was the first McDonald's All-American from Minnesota. He went on to be a four-year letter winner at the University of Minnesota and was a member of the Gophers' 1982 Big Ten Championship team.

Petersen was selected 51st overall by the Houston Rockets in the 1984 NBA draft. He played forward and center for the Rockets, Sacramento Kings and Golden State Warriors before retiring in 1992.

After leaving the NBA, Petersen worked for the NBA Players Association in their player programs division, facilitating seminars in NBA locker rooms on topics such as AIDS awareness, substance abuse and career/financial planning for life after basketball. In 2009, Petersen also joined the coaching staff of the WNBA's Minnesota Lynx as an assistant coach and was named associate head coach prior to the 2016 season before stepping down prior to the 2017 season. During his tenure with the Lynx, the squad won three WNBA titles: 2011, 2013 and 2015.

Petersen currently resides in Wayzata along with his wife Tika. Their son, Sanjay, was a four-year starter and two-time captain for Chris Collins at Northwestern University, including being a part of the Wildcats' first NCAA appearance in school history in 2017. He currently is a player development coach with the Utah Jazz.



TV BROADCAST TEAM



KATIE STORM SIDELINE REPORTER

Katie Storm returns for her second season as the Wolves' TV sideline reporter.

She is a sports enthusiast passionate about people & storytelling. Her love of sports started at a young age, growing up as the only girl in the middle of 6 boys in Delano, MN. She was a three-sport athlete at Delano High School and made the University of Hawaii at Hilo Women's Basketball team as a freshman walk-on. While warmer weather and a campus near the beach was nice, there wasn't a program that supported Sports Broadcasting, so she decided to trade her jersey and sneakers for a microphone at St. Cloud State University.

SCSU is where Storm would find that she loved talking about sports just as much as she loved playing. During the college hockey season, she worked as a Rink-Side Reporter and In-Studio Host for the live-game broadcasts produced by Husky Productions.

In 2018, Storm was honored with the 2018 Jim Nantz Award as the top collegiate sports broadcaster in the country and the first woman in history to receive the Award. She started her career as a Reporter for FOX Sports North and covered Gopher Hockey, the Twins, the Timberwolves, the Lynx, the Minnesota Wild and other special sporting events like Hockey Day in Minnesota. In August of 2019, she moved to the east coast and served as the Pre and Postgame Host of the Philadelphia Flyers on NBC Sports Philadelphia for the 2019-20 regular season and two rounds of the 2020 Stanley Cup Playoffs.

In the spring of 2021, returned to her home state of Minnesota and her Bally Sports North family. She is a Reporter and Host for the network, covering the Minnesota Twins and Timberwolves. Storm lives in Minnetonka, MN with her husband Ben.



LEA B. OLSEN SIDELINE REPORTER

Olsen shares the sidelines with Katie Storm for Bally Sports North. She also works as the Lynx television analyst for the past 13 years, also previously working on ESPN's WNBA broadcasts. In addition, Olsen is the television analyst for the Minnesota State Girls High School Basketball Tournament and the host for the Minnesota Boys High School Basketball Tournament.

A former basketball player and tri-captain for the Golden Gophers, Olsen received the Patty Berg Award for Academics as well as the FastBreak Award and Coaches Award for her effort both on and off the court. Founder of Rethink the Win, Lea champions young athletes as complete people and the positive impacts of sports beyond the game. She graduated with a B.A. in journalism and mass communications from the University of Minnesota in 1990.

A native Minnesotan, Olsen attended Minneapolis South High School and played one year of basketball earning all-city and all-conference honors while leading the team in rebounding. Olsen currently resides in southwest Minneapolis with her husband Elliot and their children, Jada and Will.



MARNEY GELLNER HOST

Marney Gellner returns for the second straight season as the host of "Wolves Live" before and after every regular-season game for Bally Sports North.

Gellner joined FOX Sports North in October 2002, and has served in various roles, including sideline reporter for the Twins and Timberwolves, and pre- and post-game show host for an assortment of different Minnesota teams. She also serves as the play-by-play voice for Minnesota Lynx games on Bally Sports North.

Gellner started her career as a weekend sports anchor/sports reporter for KXMB-TV in Bismarck, ND in 1996. She held the same position at WDAZTV in Grand Forks, ND from 1997-99, and at WISC-TV in Madison, WI from 1999-2002.

Gellner is a North Dakota native who graduated from Bishop Ryan High School in 1992, and the University of Mary in 1996, as well as earning a Masters Degree in Communications from North Dakota State in 2012. Gellner lives in Carver, MN with her husband Matt, son Grady and daughter Finley.



RADIO BROADCAST TEAM



ALAN HORTON **RADIO PLAY-BY-PLAY ANNOUNCER**

Alan Horton enters his 16th season as the radio play-by-play voice of the Minnesota Timberwolves. He will call every Wolves game this season on the team's flagship station, WCCO-AM 830, and across the Midwest on the 30-station Timberwolves Radio Network. Horton was also the voice of the Minnesota Lynx for seven years, including their 2011 and 2013 WNBA Championships.

A graduate of the S.I. Newhouse School of Public Communications at Syracuse University, Horton came to the Twin Cities after spending the 2006-07 season with the Seattle SuperSonics and Storm.

He spent the previous ten years in Southern California as a sports broadcaster on both radio and television. His play-by-play experience included the San Diego Padres; San Diego State University football, baseball, and basketball; as well as high school football, basketball, volleyball, and water polo.

Horton was also the executive producer of the San Diego Chargers Radio Network for six seasons, and he was a national talk show host on the Fox Sports Radio Network in Los Angeles.

A native of Clarksburg, Massachusetts, Horton lives in Minneapolis with his wife, Amy, and their two children.



CAL SODERQUIST **EXECUTIVE PRODUCER & STUDIO HOST**

Cal Soderquist is entering his fourth season as Executive Producer & Studio Host for the Minnesota Timberwolves. He joined the Timberwolves & Lynx Radio Network before the 2010-11 season, and served as a studio host for all pregame, halftime, and postgame coverage.

Before joining the Wolves & Lynx, Soderquist served as the broadcast play-by-play voice for the University of St. Thomas in St. Paul, calling men's & women's basketball, as well as football & volleyball.

A native of Minnesota, Soderquist's radio experience includes a producer role with the Minnesota Twins, plus broadcasting other collegiate sports, as well as various high school tournaments. He graduated from the University of St. Thomas in 2012 and resides in Minneapolis with his wife Joann.



2021-22 REVIEW



2021-22
RECORD: 46-36



FROM LEFT TO RIGHT

BOLMARO MCLAUGHLIN KNIGHT BEASLEY PRINCE BEVERLEY VANDERBILT EDWARDS TOWNS RUSSELL REID OKOGIE MCDANIELS NOWELL LAYMAN WRIGHT

PLAYER	G-GS		FIELD GOALS		3-POINT FG		FREE THROWS		REBOUNDS											PTS	AVG	HI
	G	GS	FG-FGA	PCT	FG-FGA	PCT	FT-FTA	PCT	OFF	DEF	TOT	AST	PF-DQ	STL	TO	BLK						
TOWNS	74	74	642-1214	.529	150-366	.410	384-467	.822	194	533	727	269	267-5	72	226	83	1818	24.6	60			
EDWARDS	72	72	549-1245	.441	215-602	.357	220-280	.786	62	281	343	275	164-1	105	190	46	1533	21.3	49			
RUSSELL	65	65	401-975	.411	176-518	.340	198-240	.825	25	191	216	460	130-1	62	165	22	1176	18.1	37			
BEASLEY	79	18	332-850	.391	240-637	.377	49-60	.817	26	201	227	116	88-0	43	43	12	953	12.1	33			
BEVERLEY	58	54	177-436	.406	83-242	.343	96-133	.722	62	178	240	268	174-2	67	73	52	533	9.2	20			
MCDANIELS	70	31	255-554	.460	80-252	.317	57-71	.803	76	217	293	79	224-8	52	75	54	647	9.2	22			
NOWELL	62	1	196-413	.475	63-160	.394	72-92	.783	22	101	123	130	73-1	27	36	10	527	8.5	29			
REID	77	6	233-476	.489	57-166	.343	114-149	.765	102	199	301	71	172-0	40	82	71	637	8.3	23			
PRINCE	69	8	177-390	.454	86-229	.376	62-82	.756	26	148	174	68	116-0	47	53	23	502	7.3	23			
VANDERBILT	74	67	212-361	.587	2-14	.143	86-131	.656	215	409	624	94	181-4	99	73	46	512	6.9	21			
MONROE (TOT)	14	0	32-57	.561	0-0	---	12-23	.522	30	34	64	22	24-0	8	12	10	76	5.4	11			
MONROE (MIN)	4	0	13-22	.591	0-0	---	3-7	.429	6	18	24	16	9-0	4	7	6	29	7.3	11			
MCLAUGHLIN	62	3	88-200	.440	27-85	.318	30-40	.750	22	72	94	180	54-0	57	38	10	233	3.8	16			
KNIGHT	37	2	45-88	.511	4-13	.308	44-60	.733	32	53	85	22	42-1	7	18	8	138	3.7	20			
OKOGIE	49	6	42-104	.404	14-47	.298	35-51	.686	29	41	70	25	53-0	26	23	12	133	2.7	13			
LAYMAN	34	1	30-73	.411	8-35	.229	13-18	.722	6	30	36	9	12-0	7	10	5	81	2.4	13			
BOLMARO	35	2	17-54	.315	5-18	.278	11-13	.846	16	27	43	21	26-0	6	13	0	50	1.4	11			
WRIGHT	5	0	2-3	.667	1-2	.500	0-0	---	0	0	0	3	1-0	0	1	0	5	1.0	3			
SILVA	1	0	0-0	---	0-0	---	0-0	---	0	1	1	0	0-0	0	0	0	0	0.0	0			
TIMBERWOLVES	82	19780	3411-7458	.457	1211-3386	.358	1474-1894	.778	921	2700	3621	2106	1786-23	721	1175	460	9507	115.9	149			
OPPONENTS	82	19780	3298-7163	.460	1071-3062	.350	1624-2081	.780	904	2858	3762	2149	1715-15	593	1339	397	9291	113.3	139			



2021-22 SCHEDULE & RESULTS

G#	DATE	OPPONENT	WOLVES/OPP	W-L	HIGH POINTS	HIGH REBOUNDS	ATTEND.	G#	DATE	OPPONENT	WOLVES/OPP	W-L	HIGH POINTS	HIGH REBOUNDS	ATTEND.
1	Oct 20	HOUSTON	W124-106	1-0	Towns-30	Towns-10	16,079	42	Jan 13	@Memphis	L108-116	20-22	Edwards-30	Vanderbilt-13	15,881
2	Oct 23	NEW ORLEANS	W96- 89	2-0	Towns-25	Edwards-9	15,343	43	Jan 16	GOLDEN STATE	W119-99	21-22	Towns-26	Towns-11	17,136
3	Oct 25	NEW ORLEANS	L98-107	2-1	Towns-32	Towns-14	14,435	44	Jan 18	@New York	W112-110	22-22	Edwards-21	Vanderbilt-7	16,071
4	Oct 27	@Milwaukee	W113-108	3-1	Russell-29	Vanderbilt-13	17,341	45	Jan 19	@Atlanta	L122-134	22-23	Russell-31	Towns-10	15,199
5	Oct 30	DENVER	L91- 93	3-2	Beasley-18	Edwards-11	17,136	46	Jan 23	BROOKLYN	W136-125	23-23	Edwards-25	Vanderbilt-9	16,475
6	Nov 1	ORLANDO	L97-115	3-3	Edwards-24	Towns-16	14,744	47	Jan 25	@Portland	W109-107	24-23	Edwards-40	Towns-17	16,422
7	Nov 3	L.A. CLIPPERS	L115-126	3-4	Edwards-28	Towns-11	15,386	48	Jan 27	@Golden State	L115-124	24-24	Towns-31	Towns-12	18,064
8	Nov 5	L.A. CLIPPERS	L84-104	3-5	Towns-20	Towns/Vanderbilt-8	17,136	49	Jan 28	@Phoenix	L124-134	24-25	Edwards-27	Towns-9	17,071
9	Nov 8	@Memphis	L118-125(OT)	3-6	Russell-30	Towns-12	12,416	50	Jan 30	UTAH	W126-106	25-25	Towns-31	Towns-11	10,407
10	Nov 10	@Golden State	L110-123	3-7	Edwards-48	Towns-11	18,064	51	Feb 1	DENVER	W130-115	26-25	Towns-24	Towns-10	15,839
11	Nov 12	@L.A. Lakers	W107- 83	4-7	Towns-29	Beverly/Okogie/Towns-7	18,997	52	Feb 3	@Detroit	W128-117	27-25	Edwards-25	Towns-14	15,523
12	Nov 13	@L.A. Clippers	L102-129	4-8	Edwards-21	Edwards-11	15,285	53	Feb 6	DETROIT	W118-105	28-25	Towns-24	Towns-12	16,487
13	Nov 15	PHOENIX	L96- 99	4-9	Towns-35	Towns-13	16,274	54	Feb 8	@Sacramento	W134-114	29-25	Towns-25	Vanderbilt-11	12,409
14	Nov 17	SACRAMENTO	W107- 97	5-9	Edwards-26	Vanderbilt-7	13,108	55	Feb 9	@Sacramento	L119-132	29-26	Russell-29	Vanderbilt-11	12,527
15	Nov 18	SAN ANTONIO	W115- 90	6-9	Towns-25	Towns/Vanderbilt-12	13,572	56	Feb 11	@Chicago	L122-134	29-27	Edwards-31	Towns-8	20,092
16	Nov 20	MEMPHIS	W138- 95	7-9	Russell-28	Vanderbilt-10	17,136	57	Feb 13	@Indiana	W129-120	30-27	Edwards-37	Towns-13	13,532
17	Nov 22	@New Orleans	W110- 96	8-9	Towns-28	Vanderbilt-11	15,689	58	Feb 15	CHARLOTTE	W126-120(OT)	31-27	Towns-39	Towns-15	17,136
18	Nov 24	MIAMI	W113-101	9-9	Edwards-33	Vanderbilt-15	17,136	59	Feb 16	TORONTO	L91-103	31-28	Towns-24	Towns-11	15,982
19	Nov 26	@Charlotte	L115-133	9-10	Towns-25	Vanderbilt-8	19,314	60	Feb 24	MEMPHIS	W119-114	32-28	Russell-37	Vanderbilt-12	16,326
20	Nov 27	@Philadelphia	W121-120(2OT)	10-10	Russell-35	Vanderbilt-14	21,011	61	Feb 25	PHILADELPHIA	L102-133	32-29	Towns-25	Vanderbilt-8	16,684
21	Nov 29	INDIANA	W100- 98	11-10	Towns-32	Edwards-9	14,191	62	Feb 28	@Cleveland	W127-122	33-29	Russell-25	Vanderbilt-9	18,421
22	Dec 1	@Washington	L107-115	11-11	Towns-34	Vanderbilt-12	15,318	63	Mar 1	GOLDEN STATE	W129-114	34-29	Towns-39	Towns-9	17,136
23	Dec 3	@Brooklyn	L105-110	11-12	Russell-21	Vanderbilt-15	17,732	64	Mar 4	@Oklahoma City	W138-101	35-29	Reid/Towns-20	Towns/Vanderbilt-8	15,180
24	Dec 6	ATLANTA	L110-121	11-13	Towns-31	Towns-16	15,736	65	Mar 5	PORTLAND	W135-121	6-29	Towns-36	Towns-15	17,136
25	Dec 8	UTAH	L104-136	11-14	Towns-22	Towns-7	15,181	66	Mar 7	PORTLAND	W124- 81	37-29	Towns-27	Towns-13	16,035
26	Dec 10	CLEVELAND	L106-123	11-15	Towns-21	Vanderbilt-8	15,694	67	Mar 9	OKLAHOMA CITY	W132-102	38-29	Beasley-33	Towns-11	16,191
27	Dec 12	@Portland	W116-111	12-15	Edwards-24	Towns-10	16,591	68	Mar 11	@Orlando	L110-118	38-30	Edwards-25	Towns-13	14,557
28	Dec 15	@Denver	W124-107	13-15	Edwards-38	Russell/Vanderbilt-8	15,365	69	Mar 12	@Miami	W113-104	39-30	Nowell-16	Reid/Towns-10	19,600
29	Dec 17	L.A. LAKERS	W110- 92	14-15	Towns-28	Vanderbilt-16	17,136	70	Mar 14	@San Antonio	W149-139	40-30	Towns-60	Towns-17	14,143
30	Dec 19	DALLAS	W111-105	15-15	Towns-24	Vanderbilt-10	16,127	71	Mar 16	L.A. LAKERS	W124-104	41-30	Towns-30	Vanderbilt-9	17,136
31	Dec 21	@Dallas	L102-114	15-16	Towns-26	Towns-14	20,056	72	Mar 19	MILWAUKEE	W138-119	42-30	Edwards/Towns-25	Towns-11	17,136
32	Dec 23	@Utah	L116-128	15-17	Beasley-33	Reid-10	18,306	73	Mar 21	@Dallas	L108-110	42-31	Towns-22	Towns/Vanderbilt-8	20,077
33	Dec 27	BOSTON	W108-103	16-17	Nowell-29	Knight-11	15,962	74	Mar 23	PHOENIX	L116-125	42-32	Edwards-19	Vanderbilt-12	17,136
34	Dec 28	NEW YORK	L88- 96	16-18	Beasley-20	Beverly/Knight-7	16,339	75	Mar 25	DALLAS	W116- 95	43-32	Towns-20	Towns-9	17,136
35	Dec 31	@Utah	L108-120	16-19	Edwards-26	Reid/Vanderbilt-7	18,306	76	Mar 27	@Boston	L112-134	43-33	Edwards-24	Edwards-5	19,156
36	Jan 2	@L.A. Lakers	L103-108	16-20	Reid-23	Vanderbilt-12	18,343	77	Mar 30	@Toronto	L102-125	43-34	Edwards-24	Towns-10	19,800
37	Jan 3	@L.A. Clipper	W122-104	17-20	Edwards-28	Vanderbilt-9	15,959	78	Apr 1	@Denver	W136-130	44-34	Towns-32	Towns-9	19,612
38	Jan 5	OKLAHOMA CITY	W98- 90	18-20	Edwards-22	Towns-16	14,375	79	Apr 3	@Houston	W139-132	45-34	Edwards-33	Towns-11	16,539
39	Jan 7	@Oklahoma City	W135-105	19-20	Russell-27	Vanderbilt-16	14,874	80	Apr 5	WASHINGTON	L114-132	45-35	Towns-26	Towns-10	17,136
40	Jan 9	@Houston	W141-123	20-20	Towns-40	Vanderbilt-19	15,277	81	Apr 7	SAN ANTONIO	W127-121	46-35	Edwards-49	Towns-13	17,136
41	Jan 11	@New Orleans	L125-128	20-21	Edwards-28	Towns-8	15,155	82	Apr 10	CHICAGO	L120-124	46-36	Knight-17	Knight-8	17,136



2021-22 SEASON SUMMARY

WOLVES VS. THE NBA IN 2021-22

Head Coach: Chris Finch (46-36)

OVERALL	RECORD	HOME	ROAD	OT
	46-36	26-15	20-21	2-1
Atlantic	4-6	2-3	2-3	1-0
Central	7-3	3-2	4-1	
Southeast	3-7	2-3	1-4	1-0
EASTERN	14-16	7-8	7-8	2-0
Southwest	12-6	8-1	4-5	0-1
Northwest	12-4	6-2	6-2	
Pacific	8-10	5-4	3-6	
WESTERN	32-20	19-7	13-13	0-1

TEAM WINNING & LOSING STREAKS

	OVERALL	HOME	ROAD
LONG:	Loss - 1 Win - 6 Loss- 6	Loss - 1 Win - 7 Loss- 6	Loss - 1 Win - 3 Loss- 9
LAST:	Win - 04/07 vs. SA, 127-121 Loss- 04/10 vs. Chicago, 120-124	Win - 04/07 vs. SA, 127-121 Loss- 04/10 vs. Chicago, 120-124	Win - 04/03 @ Houston, 139-132 Loss- 03/30 @ Toronto, 102-125

	WON	LOST	OFFENSE	VS OPP	HOME ATTENDANCE
OCT.	3	2	100+ 44-29	If Opp W/L to date:	41 Games
NOV.	8	8	100< 2-7	.500+ 22-24	657,148 Total
DEC.	5	9		.500- 23-12	16,028 Average
JAN.	9	6	DEFENSE		17,136 High
FEB.	8	4	100+ 34-33		16 Sellouts
MAR.	10	5	100< 12-3		
APR.	3	2			

WOLVES MARGINS OF VICTORY/DEFEAT

MARGINS	1	2	3	4	5	6	7	8	9	10	11	12	13	14	15	16	17	18	19	20	21	22	23	46+
Won By:	1	3			5	4	2	1	2	2	2	1	1	2	2		1	4	1	4	1			
Lost By:		2	2	1	2		1	4	3	1	2	6	2				1	3		1		1	1	
Won By:	24	25	26	27	28	29	30	31	32	33	34	35	36	37	38	39	40	41	42	43	44	45	46+	
Lost By:	1	1		1			2		1	1					1				2					

AT START OF:	OVERALL	HOME	ROAD	FG%	OVERALL	HOME	ROAD
2ND-	AHEAD: 32-15 BEHIND: 13-17 TIED: 1-4	20-6 6-9 0-0	12-9 7-8 1-4	-44% 45-49% 50-54%	15-27 10-6 16-3	10-12 7-2 7-1	5-15 3-4 9-2
3RD-	AHEAD: 34-10 BEHIND: 12-26 TIED: 0-0	18-5 8-10 0-0	16-5 4-16 0-0	55-59% +60%	5-0 0-0	2-0 0-0	3-0 0-0
4TH-	AHEAD: 42-8 BEHIND: 4-28 TIED: 0-0	23-4 3-11 0-0	19-4 1-17 0-0				

STARTING LINEUPS

GAME #S	FORWARD	FORWARD	CENTER	GUARD	GUARD	RECORD
1-3	Okogie	McDaniels	Towns	Edwards	Russell	2-1
4-6, 19, 39, 40, 46-48, 55	McDaniels	Vanderbilt	Towns	Edwards	Russell	5-5
7	Okogie	McDaniels	Towns	Edwards	Beverley	0-1
8	Prince	McDaniels	Towns	Edwards	Beverley	0-1
9-10, 70	Edwards	McDaniels	Towns	Russell	Beverley	1-2
11-18,27-28, 38, 41-45, 53-54, 56-62, 68, 71-78	Edwards	Vanderbilt	Towns	Russell	Beverley	21-13
20, 22	Prince	Vanderbilt	Towns	Edwards	Russell	1-1
21	Okogie	Prince	Towns	Edwards	Russell	1-0
23	Prince	Vanderbilt	Reid	Edwards	Russell	0-1
24	Prince	Vanderbilt	Towns	Edwards	Bolmaro	0-1
25-26	Prince	Vanderbilt	Towns	Edwards	Russell	0-1
29-30	Beasley	Vanderbilt	Towns	Russell	Beverley	2-0
31	Beasley	McDaniels	Towns	Russell	Bolmaro	0-1
32	Layman	McDaniels	Reid	Beasley	Russell	0-1
33	Okogie	McDaniels	Knight	Beasley	McLaughlin	1-0
34	Beasley	McDaniels	Knight	Beverley	McLaughlin	0-1
35-37	Edwards	Vanderbilt	Reid	Beasley	Beverley	1-2
49	McDaniels	Vanderbilt	Towns	Edwards	Nowell	0-1
50	Edwards	Vanderbilt	Towns	Beasley	McLaughlin	1-0
51-52	McDaniels	Vanderbilt	Towns	Edwards	Beverley	2-0
63-64	McDaniels	Vanderbilt	Towns	Beverley	Russell	2-0
65	McDaniels	Vanderbilt	Towns	Beasley	Russell	1-0
66	McDaniels	Vanderbilt	Towns	Beasley	Beverley	1-0
67, 69	Edwards	McDaniels	Towns	Beasley	Russell	2-0
79-80	Edwards	Vanderbilt	Towns	Beasley	Russell	1-1
81	Edwards	Vanderbilt	Towns	Beasley	Beverley	1-0
82	Edwards	Vanderbilt	Reid	Beasley	Beverley	0-1

GAME LEADERS

PLAYER	PTS	REB	AST	DOUBLE FIGURES					DOUBLE-DOUBLES		
				10+	20+	30+	10+	10+	PT/	PT/	
Malik Beasley	5	0	0	48	12	2	0	0	0	0	0
Patrick Beverley	0	2	21	31	2	0	2	1	1	1	1
Leandro Bolmaro	0	0	0	1	0	0	0	0	0	0	0
Anthony Edwards	27	5	12	58	38	9	4	1	3	1	1
Nathan Knight	1	3	0	2	1	0	1	0	1	0	0
Jake Layman	0	0	0	2	0	0	0	0	0	0	0
Jaden McDaniels	0	0	0	30	1	0	1	0	0	0	0
Jordan McLaughlin	0	0	5	4	0	0	0	2	0	2	0
Greg Monroe	0	0	1	1	0	0	0	0	0	0	0
Jaylen Nowell	2	0	0	29	2	0	0	0	0	0	0
Josh Okogie	0	1	0	3	0	0	0	0	0	0	0
Taurean Prince	0	0	0	23	2	0	0	0	0	0	0
Naz Reid	2	3	0	27	2	0	3	0	3	0	0
D'Angelo Russell	10	1	43	55	27	4	0	13	0	12	0
Karl-Anthony Towns	38	44	10	73	58	25	40	1	40	1	0
Jarred Vanderbilt	0	32	1	19	1	0	22	0	8	0	0
McKinley Wright IV	0	0	0	0	0	0	0	0	0	0	0



2021-22 INDIVIDUAL HIGHS

---- REBOUNDS ----

PLAYER	MINUTES	FIELD GOALS	FREE THROWS	OFFENSIVE	DEFENSIVE	TOTAL	ASSISTS	STEALS	TURNOVERS	BLOCKED SHOTS	POINTS
MALIK BEASLEY	43C Dec. 23 at Utah	13 Dec. 23 at Utah	6 Nov. 24 vs Miami	3 Nov. 1 vs Orl.	8T Nov. 15 vs Phoe.	9 Feb. 6 vs Det.	5 Dec. 19 vs Dall.	2 (8) April 7 vs S.A.	4T Dec. 21 at Dall.	2T Oct. 20 vs Hou.	33 (2) March 9 vs OKC.
PATRICK BEVERLEY	36 Feb. 15 vs Cha.	8 Dec. 8 vs Utah	7 March 14 at S.A.	6T Nov. 3 vs LA-C	9 March 7 vs Port.	10 (2) March 7 vs Port.	12T Jan. 3 at LA-C	6T April 1 at Den.	4 (3) Feb. 25 vs Phil.	3T(3) March 16 vs LA-L	20 (2) March 14 at S.A.
LEANDRO BOLMARO	25C Dec. 3 at Brk.	4C April 10 vs Chi.	2C(4) April 10 vs Chi.	3C Dec. 3 at Brk.	4C(2) Nov. 29 vs Ind.	5C(2) Dec. 3 at Brk.	4C April 10 vs Chi.	2C Dec. 10 vs Clev.	2C Dec. 17 vs LA-L	0C	11C April 10 vs Chi.
ANTHONY EDWARDS	48C Nov. 27 at Phil.	16 (2) April 7 vs S.A.	11C April 7 vs S.A.	4C Oct. 30 vs Den.	13C Nov. 24 vs Miami	14C Nov. 24 vs Miami	10C Jan. 28 at Phoe.	5T Jan. 5 vs OKC.	8C(2) Jan. 2 at LA-L	3 (4) Jan. 25 at Port.	49C April 7 vs S.A.
NATHAN KNIGHT	29C Dec. 27 vs Bos.	8C Dec. 27 vs Bos.	4 (2) March 7 vs Port.	4T Dec. 28 vs N.Y.	9C Dec. 27 vs Bos.	11C Dec. 27 vs Bos.	4C Dec. 27 vs Bos.	1T(7) March 9 vs OKC.	2T(3) March 4 at OKC.	1 (8) March 25 vs Dall.	20C Dec. 27 vs Bos.
JAKE LAYMAN	36 Dec. 23 at Utah	6 Dec. 23 at Utah	3 (2) April 10 vs Chi.	3 Dec. 23 at Utah	5 March 7 vs Port.	7 (2) March 7 vs Port.	3 Dec. 27 vs Bos.	2 Dec. 23 at Utah	3 Dec. 23 at Utah	1 (5) March 7 vs Port.	13 Dec. 23 at Utah
JADEN MCDANIELS	39 Dec. 21 at Dall.	9C Jan. 30 vs Utah	5C(2) Feb. 16 vs Tor.	4C(2) Jan. 2 at LA-L	10C Oct. 27 at Milw.	11C Oct. 27 at Milw.	7C Dec. 23 at Utah	4C(2) Feb. 15 vs Cha.	4C Dec. 23 at Utah	5C Dec. 28 vs N.Y.	22C Jan. 30 vs Utah
JORDAN MCLAUGHLIN	32 Dec. 27 vs Bos.	6 March 25 vs Dall.	3T Dec. 27 vs Bos.	3C March 30 at Tor.	5 (2) March 25 vs Dall.	6T Dec. 27 vs Bos.	11T Feb. 8 at Sac.	6C March 5 vs Port.	4T Dec. 27 vs Bos.	1 (10) April 10 vs Chi.	16 March 25 vs Dall.
GREG MONROE <i>All totals</i>	25 Dec. 27 vs Bos.	5 Dec. 27 vs Bos.	3 Feb. 10 at Phoe.	4 Jan. 7 at Chi.	6 (2) Dec. 28 vs N.Y.	9 Dec. 27 vs Bos.	6 Dec. 27 vs Bos.	2 (3) April 10 vs Chi.	3 April 10 vs Chi.	3 Dec. 28 vs N.Y.	11 Dec. 27 vs Bos.
GREG MONROE <i>Min.</i>	25 Dec. 27 vs Bos.	5 Dec. 27 vs Bos.	1 (3) April 10 vs Chi.	3 Dec. 27 vs Bos.	6 (2) Dec. 28 vs N.Y.	9 Dec. 27 vs Bos.	6 Dec. 27 vs Bos.	2 (2) April 10 vs Chi.	3 April 10 vs Chi.	3 Dec. 28 vs N.Y.	11 Dec. 27 vs Bos.
JAYLEN NOWELL	35C Dec. 27 vs Bos.	10 Dec. 27 vs Bos.	5T(2) April 5 vs Wash.	3T Feb. 8 at Sac.	5 (5) March 14 at S.A.	6T(5) March 14 at S.A.	7C March 9 vs OKC.	3T(2) Jan. 27 at G.S.	3 (2) March 14 at S.A.	2T Nov. 12 at LA-L	29C Dec. 27 vs Bos.
JOSH OKOGIE	33 Nov. 29 vs Ind.	5 April 10 vs Chi.	5 April 3 at Hou.	3 (2) April 10 vs Chi.	5 Nov. 12 at LA-L	7 Nov. 12 at LA-L	4 Nov. 29 vs Ind.	2 (7) April 10 vs Chi.	3 Jan. 3 at LA-C	2 (3) Dec. 27 vs Bos.	13 April 10 vs Chi.

"C" indicates a new career-high, "T" a tied career-high. Numbers in parentheses indicate the number of games in which a player or team has reached a given total (if more than one).



2021-22 INDIVIDUAL HIGHS

PLAYER	MINUTES	FIELD GOALS	FREE THROWS	---- REBOUNDS ----			ASSISTS	STEALS	TURNOVERS	BLOCKED SHOTS	POINTS
				OFFENSIVE	DEFENSIVE	TOTAL					
TAUREAN PRINCE	31 Nov. 27 at Phil.	8 (2) Feb. 3 at Det.	5 March 9 vs OKC.	3 March 30 at Tor.	8 Feb. 1 vs Den.	9 Feb. 1 vs Den.	4 (3) April 1 at Den.	4T Feb. 8 at Sac.	4 March 7 vs Port.	2 (2) March 4 at OKC.	23 (2) Feb. 3 at Det.
NAZ REID	36C Dec. 23 at Utah	10 Jan. 2 at LA-L	7 Feb. 13 at Ind.	5T(2) Jan. 2 at LA-L	9 March 7 vs Port.	11 (2) March 7 vs Port.	3 (2) Feb. 3 at Det.	3T(2) March 12 at Miami	5C Dec. 12 at Port.	3 (6) Feb. 24 vs Mem.	23 Jan. 2 at LA-L
D'ANGELO RUSSELL	44 Nov. 27 at Phil.	13 (2) Feb. 24 vs Mem.	10 April 1 at Den.	2 (3) Feb. 9 at Sac.	8 Dec. 15 at Den.	8 (2) Dec. 15 at Den.	15C March 5 vs Port.	4T April 3 at Hou.	7 Oct. 23 vs N.O.	2 (3) Dec. 1 at Wash.	37 Feb. 24 vs Mem.
CHRIS SILVA	3 Dec. 27 vs Bos.	0	0	0	1 Dec. 27 vs Bos.	1 Dec. 27 vs Bos.	0	0	0	0	0
KARL-ANTHONY TOWNS	43 Nov. 8 at Mem.	19T March 14 at S.A.	15 March 14 at S.A.	7 (2) March 7 vs Port.	15 March 14 at S.A.	17 (2) March 14 at S.A.	10 Jan. 30 vs Utah	4T Nov. 3 vs LA-C	9 Nov. 29 vs Ind.	4 Jan. 25 at Port.	60C March 14 at S.A.
JARRED VANDERBILT	38C(2) Feb. 15 vs Cha.	10C Jan. 9 at Hou.	4 (5) March 25 vs Dall.	8C Dec. 17 vs LA-L	13C Jan. 9 at Hou.	19C Jan. 9 at Hou.	6T Jan. 25 at Port.	5T Jan. 23 vs Brk.	3 (6) April 3 at Hou.	2 (11) April 3 at Hou.	21C Jan. 9 at Hou.
MCKINLEY WRIGHT IV	7C April 10 vs Chi.	1C(2) Jan. 16 vs G.S.	0C	0C	0C	0C April 10 vs Chi.	2C Oct. 20 vs Hou.	0C	1C	0C	3C Oct. 20 vs Hou.
TIMBERWOLVES High Games	290 Nov. 27 at Phil.	55 Jan. 9 at Hou.	35 March 7 vs Port.	21 Nov. 22 at N.O.	48 March 7 vs Port.	67 March 7 vs Port.	39 Jan. 7 at OKC.	18 Oct. 20 vs Hou.	24 Jan. 2 at LA-L	12 Oct. 20 vs Hou.	149 March 14 at S.A.
TIMBERWOLVES Low Games	240 (79) April 10 vs Chi.	30 Feb. 16 vs Tor.	5 Nov. 5 vs LA-C	4 March 27 at Bos.	23 (4) April 10 vs Chi.	30 March 27 at Bos.	15 Dec. 1 at Wash.	3 Dec. 1 at Wash.	7 Jan. 28 at Phoe.	1 (2) Feb. 25 vs Phil.	84 Nov. 5 vs LA-C

"C" indicates a new career-high, "T" a tied career-high. Numbers in parentheses indicate the number of games in which a player or team has reached a given total (if more than one).

2022 PLAYOFFS



2022 PLAYER POSTSEASON STATISTICS

PLAYER	G-GS	MIN	- FIELD GOALS -			- 3-POINT FG -			- FREE THROWS -			- REBOUNDS -					PTS	AVG		
			FG	FGA	PCT	FG	FGA	PCT	FT	FTA	PCT	OFF	DEF	TOT	AST	PF			STL	BLK
Edwards	6-6	227	50	110	.455	23	57	.404	28	34	.824	4	21	25	18	22	7	7	151	25.2
Towns	6-6	222	39	80	.488	10	22	.455	43	50	.860	11	54	65	13	25	4	12	131	21.8
Russell	6-6	196	24	72	.333	12	31	.387	12	16	.750	0	15	15	40	17	9	0	72	12.0
Beverley	6-6	194	21	49	.429	9	26	.346	15	22	.682	4	15	19	29	28	7	7	66	11.0
McDaniels	6-0	130	18	34	.529	10	20	.500	10	12	.833	5	12	17	4	18	2	11	56	9.3
Beasley	6-0	119	19	44	.432	8	25	.320	5	6	.833	2	18	20	4	9	2	1	51	8.5
McLaughlin	5-0	83	12	17	.706	4	7	.571	3	4	.750	0	12	12	17	5	5	0	31	6.2
Prince	5-0	65	10	27	.370	4	14	.286	6	7	.857	1	7	8	6	5	2	1	30	6.0
Nowell	1-0	12	3	10	.300	0	5	.000	0	0	---	0	0	0	1	1	1	0	6	6.0
Vanderbilt	6-6	129	13	27	.481	0	0	---	7	10	.700	12	31	43	4	16	7	2	33	5.5
Reid	5-0	54	7	17	.412	3	7	.429	7	7	1.000	2	12	14	0	14	1	6	24	4.8
Monroe	2-0	7	2	5	.400	0	0	---	0	0	---	1	1	2	1	1	2	0	4	2.0
Okogie	1-0	2	0	0	---	0	0	---	0	0	---	0	0	0	0	0	0	0	0	0.0
Bolmaro	0-0	0	0	0	---	0	0	---	0	0	---	0	0	0	0	0	0	0	0	0.0
Layman	0-0	0	0	0	---	0	0	---	0	0	---	0	0	0	0	0	0	0	0	0.0
TIMBERWOLVES	6	1440	218	492	.443	83	214	.388	136	168	.810	42	198	240	137	161	49	47	655	109.2
GRIZZLIES	6	1440	239	527	.454	69	190	.363	141	194	.727	75	203	278	155	139	49	37	688	114.7

PLAYER	SINGLE-GAME HIGHS							AVERAGE PER GAME							CAREER HIGHS (C=SET, T=TIED THIS SEASON)						
	MIN	REB	AST	ST	TO	BL	PTS	MIN	REB	AST	STL	TO	BLK	PTS	FG	FGA	FT	FTA	REB	AST	PTS
Edwards	41	7	6	2	5	3	36	37.8	4.2	3.0	1.17	2.5	1.17	25.2	12C	24C	8C	8C	7C	6C	36C
Towns	43	14	4	3	7	5	33	36.9	10.8	2.2	0.67	4.5	2.00	21.8	11C	19C	14C	17C	16	4T	33C
Russell	39	5	9	3	4	0	22	32.7	2.5	6.7	1.50	2.8	0.00	12.0	12	27	5T	5T	7	9C	26
Beverley	38	6	6	3	5	2	17	32.3	3.2	4.8	1.17	2.0	1.17	11.0	8	15	6	7C	14	7	21
McDaniels	33	7	2	1	4	3	24	21.6	2.8	0.7	0.33	1.0	1.83	9.3	8C	9C	4C	4C	7C	2C	24C
Beasley	30	6	2	1	2	1	23	19.8	3.3	0.7	0.33	1.2	0.17	8.5	8C	14C	3T	8	9	3	23C
McLaughlin	25	5	4	2	2	0	16	16.6	2.4	3.4	1.00	0.4	0.00	6.2	5C	6C	2C	2C	5C	4C	16C
Nowell	12	0	1	1	0	0	6	11.9	0.0	1.0	1.00	0.0	0.00	6.0	3C	10C	0C	0C	0C	1C	6C
Prince	19	3	3	2	2	1	12	13.1	1.6	1.2	0.40	0.8	0.20	6.0	7	11	4C	4C	7	4	16
Vanderbilt	35	13	2	3	2	1	12	21.5	7.2	0.7	1.17	0.8	0.33	5.5	6C	8C	6C	8C	13C	2C	12C
Reid	20	7	0	1	3	2	12	10.8	2.8	0.0	0.20	1.0	1.20	4.8	4C	7C	6C	6C	7C	0C	12C
Monroe	7	2	1	2	1	0	4	3.6	1.0	0.5	1.00	0.5	0.00	2.0	6	13	7	10	15	3	18
Okogie	2	0	0	0	0	0	0	2.2	0.0	0.0	0.00	0.0	0.00	0.0	0C	0C	0C	0C	0C	0C	0C
TEAM	240	46	32	12	23	11	130	240.0	40.0	22.8	8.17	17.7	7.83	109.2	47	96	32	44	58	32C	130C
OPPONENTS	240	55	31	10	19	9	124	240.0	46.3	25.8	8.17	16.0	6.17	114.7	46	98	32T	43T	58	34	125



2022 PLAYOFFS VS. MEMPHIS

FIRST ROUND: Memphis wins series, 4-2

GAME 1 – APRIL 16 AT FEDEX FORUM

	1	2	3	4	
Minnesota	41	24	32	33	—
Memphis	33	29	30	25	—

Attendance – 17,794	Time – 2:48
HIGH SCORER	HIGH REB.
Edwards 36	Towns 13
Morant 32	Clarke 12

HIGH ASSIST
Russell 9
Morant 8

GAME 2 – APRIL 19 AT FEDEX FORUM

	1	2	3	4	
Minnesota	32	17	28	19	—
Memphis	33	27	36	28	—

Attendance – 17,794	Time – 2:27
HIGH SCORER	HIGH REB.
Edwards 20	Towns 11
Morant 23	Morant 9

HIGH ASSIST
Beverley/McLaughlin/Russell 4
Morant 10

GAME 3 – APRIL 21 AT TARGET CENTER

	1	2	3	4	
Memphis	21	23	23	37	—
Minnesota	39	12	32	12	—

Attendance – 19,634	Time – 2:30
HIGH SCORER	HIGH REB.
Bane 26	Morant 10
Russell 22	Vanderbilt 13

HIGH ASSIST
Morant 10
Russell 8

GAME 4 – APRIL 23 AT TARGET CENTER

	1	2	3	4	
Memphis	28	28	31	31	—
Minnesota	33	27	33	26	—

Attendance – 19,832	Time – 2:57
HIGH SCORER	HIGH REB.
Bane 34	Morant 8
Towns 33	Towns 14

HIGH ASSIST
Morant 15
Russell 7

GAME 5 – APRIL 26 AT FEDEX FORUM

	1	2	3	4	
Minnesota	31	24	30	24	—
Memphis	28	25	21	37	—

Attendance – 17,794	Time – 2:45
HIGH SCORER	HIGH REB.
Towns 28	Towns 12
Morant 30	Morant 13

HIGH ASSIST
Russell 8
Morant 9

GAME 6 – APRIL 29 AT TARGET CENTER

	1	2	3	4	
Memphis	28	21	25	40	—
Minnesota	29	23	32	22	—

Attendance – 20,323	Time – 2:32
HIGH SCORER	HIGH REB.
Bane/Brooks 23	Jackson Jr. 14
Edwards 30	Towns 10

HIGH ASSIST
Morant 11
Edwards 5



**MEMPHIS
GRIZZLIES**

2022 PLAYOFF STATS VS. GRIZZLIES (2-4)

PLAYER	G-GS	MIN	- FIELD GOALS -			- 3-POINT FG -			- FREE THROWS -			- REBOUNDS -			AST	PF	STL	BLK	PTS	AVG
			FG	FGA	PCT	FG	FGA	PCT	FT	FTA	PCT	OFF	DEF	TOT						
Edwards	6-6	227	50	110	.455	23	57	.404	28	34	.824	4	21	25	18	22	7	7	151	25.2
Towns	6-6	222	39	80	.488	10	22	.455	43	50	.860	11	54	65	13	25	4	12	131	21.8
Russell	6-6	196	24	72	.333	12	31	.387	12	16	.750	0	15	15	40	17	9	0	72	12.0
Beverley	6-6	194	21	49	.429	9	26	.346	15	22	.682	4	15	19	29	28	7	7	66	11.0
McDaniels	6-0	130	18	34	.529	10	20	.500	10	12	.833	5	12	17	4	18	2	11	56	9.3
Beasley	6-0	119	19	44	.432	8	25	.320	5	6	.833	2	18	20	4	9	2	1	51	8.5
McLaughlin	5-0	83	12	17	.706	4	7	.571	3	4	.750	0	12	12	17	5	5	0	31	6.2
Prince	5-0	65	10	27	.370	4	14	.286	6	7	.857	1	7	8	6	5	2	1	30	6.0
Nowell	1-0	12	3	10	.300	0	5	.000	0	0	---	0	0	0	1	1	1	0	6	6.0
Vanderbilt	6-6	129	13	27	.481	0	0	---	7	10	.700	12	31	43	4	16	7	2	33	5.5
Reid	5-0	54	7	17	.412	3	7	.429	7	7	1.000	2	12	14	0	14	1	6	24	4.8
Monroe	2-0	7	2	5	.400	0	0	---	0	0	---	1	1	2	1	1	2	0	4	2.0
Okogie	1-0	2	0	0	---	0	0	---	0	0	---	0	0	0	0	0	0	0	0	0.0
Bolmaro	0-0	0	0	0	---	0	0	---	0	0	---	0	0	0	0	0	0	0	0	0.0
Layman	0-0	0	0	0	---	0	0	---	0	0	---	0	0	0	0	0	0	0	0	0.0
TIMBERWOLVES	6	1440	218	492	.443	83	214	.388	136	168	.810	42	198	240	137	161	49	47	655	109.2
GRIZZLIES	6	1440	239	527	.454	69	190	.363	141	194	.727	75	203	278	155	139	49	37	688	114.7

HISTORY



2020-21
RECORD: 23-49

PLAYER	G/GS	MIN	FIELD GOALS			3-POINT FG			FREE THROWS			REBOUNDS				AST	PF	STL	BLK	PTS	AVG
			FG	FGA	PCT	FG	FGA	PCT	FT	FTA	PCT	OFF	DEF	TOT							
TOWNS	50-50	1689	425	875	.486	122	315	.387	267	311	.859	133	396	529	225	186	39	57	1239	24.8	
BEASLEY	37-36	1214	264	600	.440	128	321	.399	68	80	.850	28	134	162	88	62	30	7	724	19.6	
EDWARDS	72-55	2314	505	1211	.417	171	520	.329	211	272	.776	59	277	336	211	129	82	36	1392	19.3	
RUSSELL	42-26	1196	281	652	.431	120	310	.387	114	149	.765	16	95	111	244	68	45	18	796	19.0	
REID	70-15	1347	304	581	.523	61	174	.351	115	166	.693	82	240	322	72	179	34	76	784	11.2	
NOWELL	42-0	759	142	335	.424	50	150	.333	45	55	.818	19	76	95	62	72	22	12	379	9.0	
RUBIO	68-51	1772	193	498	.388	66	214	.308	130	150	.867	28	195	223	433	139	98	4	582	8.6	
HERNANGOMEZ	52-6	900	130	299	.435	55	168	.327	60	97	.619	45	160	205	35	52	27	7	375	7.2	
MCDANIELS	63-27	1511	164	367	.447	72	198	.364	27	45	.600	52	180	232	71	172	47	60	427	6.8	
VANDERBILT	64-30	1139	143	236	.606	1	5	.200	57	102	.559	118	250	368	76	123	53	46	344	5.4	
OKOGIE	59-37	1197	102	254	.402	29	108	.269	83	108	.769	63	93	156	63	123	54	28	316	5.4	
CULVER	34-7	499	69	168	.411	13	53	.245	29	48	.604	34	70	104	24	58	17	9	180	5.3	
LAYMAN	45-11	627	91	184	.495	23	78	.295	26	37	.703	13	54	67	28	44	29	19	231	5.1	
MCLAUGHLIN	51-2	938	100	242	.413	33	92	.359	23	30	.767	21	87	108	193	44	51	6	256	5.0	
DAVIS	23-7	299	19	44	.432	0	0	---	10	12	.833	46	69	115	21	56	13	13	48	2.1	
HAGANS	2-0	4	0	0	---	0	0	---	0	0	---	0	0	0	0	0	0	0	0	0.0	
TIMBERWOLVES	72	17405	2932	6546	.448	944	2706	.349	1265	1662	.761	757	2376	3133	1846	1507	632	398	8073	112.1	
OPPONENTS	72	17405	3098	6426	.482	945	2412	.392	1332	1695	.786	718	2579	3297	1932	1432	550	398	8473	117.7	



2020-21 SEASON SUMMARY

WOLVES VS. THE NBA IN 2020-21

Head Coach: Chris Finch (16-25)

	RECORD	HOME	ROAD	OT
OVERALL	23-49	13-23	10-26	0-5
Atlantic	2-8	1-4	1-4	0-1
Central	4-6	3-2	1-4	0-2
Southeast	2-8	1-4	1-4	
EASTERN	8-22	5-10	3-12	0-3
Southwest	6-9	4-6	2-3	0-2
Northwest	5-7	2-4	3-3	
Pacific	4-11	2-3	2-8	
WESTERN	15-27	8-13	7-14	0-2

TEAM WINNING & LOSING STREAKS

	OVERALL	HOME	ROAD
	Win - 1	Win - 1	Win - 2
START HERE			
LONG:	Win - 4 Loss- 9	Win - 3 Loss- 7	Win - 2 Loss- 9
LAST:	Win -05/16 vsDAL 136-121 Loss-05/15 vsBOS 108-124	Win -05/16 vsDAL 136-121 Loss-05/15 vsBOS 108-124	Win -05/11 @ DET 119-100 Loss-05/07 @ MIA 112-121

	WON	LOST	OFFENSE	VS OPP	HOME ATTENDANCE
NOV.			100+ 22-39	If Opp W/L to date:	36 Games
DEC.	2	2	100< 1-10	.500+ 10-27	15,774 Total
JAN.	3	12		.500- 12-22	438 Average
FEB.	2	14	DEFENSE		1,638 High
MAR.	5	8	100+ 20-47		
APR.	8	8	100< 3-2		

WOLVES MARGINS OF VICTORY/DEFEAT

MARGINS	1	2	3	4	5	6	7	8	9	10	11	12	13	14	15	16	17	18	19	20	21	22	23
Won By:	2	1	1	3	3	1	1	2		3	1			1	1				1				
Lost By:	1	2	3	5	3	2	3	1	4		3	3			1	3		2	2	1	1	2	1
	24	25	26	27	28	29	30	31	32	33	34	35	36	37	38	39	40	41	42	43	44	45	46+
Won By:							1		1														
Lost By:	1	1		1			1			1			1										

	AT START OF:	OVERALL	HOME	ROAD	FG%	OVERALL	HOME	ROAD
2ND-	AHEAD:	11-9	4-6	7-3	-44%	7-31	4-18	3-13
	BEHIND:	8-33	4-17	4-16	45-49%	7-12	3-6	4-6
	TIED:	0-3	0-1	0-2	50-54%	4-2	1-0	3-2
3RD-	AHEAD:	13-11	4-5	9-6	55-59%	1-0	0-0	1-0
	BEHIND:	6-33	4-18	2-15	+60%	0-0	0-0	0-0
	TIED:	0-1	0-1	0-0				
4TH-	AHEAD:	12-6	5-3	7-3				
	BEHIND:	7-39	3-21	4-18				
	TIED:	0-0	0-0	0-0				



2019-20

RECORD: 19-45

PLAYER	G/GS	MIN	FIELD GOALS			3-POINT FG		FREE THROWS		REBOUNDS			OFF	DEF	TOT	AST	PF	STL	BLK	PTS	AVG
			FG	FGA	PCT	FG	FGA	PCT	FT	FTA	PCT										
TOWNS	35-35	1187	316	622	.508	114	277	.412	180	226	.796	95	283	378	153	117	33	42	926	26.5	
RUSSELL (TOT)	45-45	1452	360	846	.426	158	431	.367	161	199	.809	17	160	177	285	86	48	13	1039	23.1	
RUSSELL (MIN)	12-12	392	87	211	.412	38	110	.345	48	55	.873	3	52	55	79	22	17	4	260	21.7	
WIGGINS	42-42	1455	351	790	.444	91	275	.331	149	207	.720	48	171	219	155	101	29	36	942	22.4	
TEAGUE	34-13	945	145	324	.448	33	87	.379	125	144	.868	15	73	88	208	70	25	13	448	13.2	
COVINGTON	48-47	1411	216	496	.435	108	312	.346	75	94	.798	36	251	287	56	148	80	45	615	12.8	
BEASLEY (TOT)	55-14	1209	227	534	.425	107	276	.388	54	66	.818	18	130	148	75	77	40	8	615	11.2	
BEASLEY (MIN)	14-14	463	110	233	.472	49	115	.426	21	28	.750	9	62	71	27	27	9	2	290	20.7	
NAPIER	36-22	856	114	283	.403	47	159	.296	72	88	.818	17	93	110	187	62	40	7	347	9.6	
CULVER	63-35	1506	230	569	.404	66	221	.299	54	117	.462	70	142	212	110	125	57	38	580	9.2	
LAYMAN	23-2	505	81	179	.453	24	72	.333	24	32	.750	17	40	57	15	47	17	10	210	9.1	
REID	30-11	495	100	243	.412	32	97	.330	37	53	.698	34	90	124	35	83	19	22	269	9.0	
OKOGIE	62-28	1547	170	398	.427	41	154	.266	152	191	.796	87	181	268	99	139	68	26	533	8.6	
JOHNSON (TOT)	32-1	620	103	215	.479	33	91	.363	31	48	.646	25	93	118	74	80	25	32	270	8.4	
JOHNSON (MIN)	14-1	338	64	128	.500	17	46	.370	23	34	.676	17	49	66	53	46	19	19	168	12.0	
MCLAUGHLIN	30-2	590	87	178	.489	29	76	.382	26	39	.667	7	42	49	125	31	34	4	229	7.6	
SPELLMAN (TOT)	49-3	886	127	295	.431	43	110	.391	73	92	.793	77	142	219	47	63	33	24	370	7.6	
DIENG	46-17	778	124	277	.448	46	120	.383	47	59	.797	73	183	256	58	89	37	42	341	7.4	
BATES-DIOP	37-0	646	87	206	.422	31	94	.330	46	65	.708	21	89	110	30	36	17	20	251	6.8	
MARTIN	31-4	495	71	181	.392	25	96	.260	30	31	.968	12	84	96	23	51	7	9	197	6.4	
HERNANGOMEZ (TOT)	48-14	833	100	247	.405	44	129	.341	44	71	.620	43	154	197	40	64	19	9	288	6.0	
HERNANGOMEZ (MIN)	14-14	411	62	137	.453	29	69	.420	28	46	.609	19	83	102	18	35	14	4	181	12.9	
GRAHAM	33-20	663	62	175	.354	20	83	.241	27	37	.730	29	71	100	30	66	17	2	171	5.2	
CRABBE (TOT)	37-1	653	63	177	.356	36	119	.303	10	14	.714	11	66	77	33	47	15	4	172	4.6	
CRABBE (MIN)	9-0	131	11	34	.324	6	26	.231	1	2	.500	1	11	12	5	11	0	0	29	3.2	
EVANS (TOT)	29-1	418	45	134	.336	13	39	.333	25	29	.862	9	32	41	31	41	11	12	128	4.4	
EVANS (MIN)	2-0	4	0	1	.000	0	1	.000	0	0	---	0	0	0	0	0	0	0	0	0.0	
VONLEH	29-1	347	47	86	.547	2	14	.143	23	28	.821	34	82	116	26	36	11	6	119	4.1	
NOWELL	15-0	151	19	53	.358	3	26	.115	16	17	.941	3	10	13	19	11	3	1	57	3.8	
TURNER (TOT)	19-0	251	25	67	.373	0	5	.000	12	14	.857	8	30	38	38	20	9	8	62	3.3	
BELL	27-0	235	32	60	.533	2	9	.222	17	29	.586	28	50	78	14	17	2	10	83	3.1	
VANDERBILT (TOT)	11-0	47	5	8	.625	0	1	.000	2	2	1.000	3	6	9	2	6	3	1	12	1.1	
VANDERBILT (MIN)	2-0	5	0	1	.000	0	1	.000	2	2	1.000	0	1	1	0	0	0	0	2	1.0	
TIMBERWOLVES	82	19805	2986	6820	.438	406	1223	.332	1638	2110	.776	949	2406	3355	1771	1571	668	327	8016	97.8	
OPPONENTS	82	19805	3373	6933	.487	697	1897	.367	1294	1704	.759	953	2619	3572	1933	1751	686	449	8737	106.5	



2019-20
DAY-BY-DAY

G#	DATE	OPPONENT	WOLVES/OPP	W-L	HIGH POINTS	HIGH REBOUNDS	ATTEND.	G#	DATE	OPPONENT	WOLVES/OPP	W-L	HIGH POINTS	HIGH REBOUNDS	ATTEND.
1	Oct 23	@Brooklyn	W127-126(OT)	1-0	Towns-36	Towns-14	17,732	42	Jan 18	TORONTO	L112-122	15-27	Culver-26	Wiggins-10	16,520
2	Oct 25	@Charlotte	W121- 99	2-0	Towns-37	Towns-15	14,879	43	Jan 20	DENVER	L100-107	15-28	Towns-28	Okogie/Towns-8	12,172
3	Oct 27	MIAMI	W116-109	3-0	Wiggins-25	Towns-11	17,049	44	Jan 22	@Chicago	L110-117	15-29	Towns-40	Covington/Dieng/Napier-7	18,875
4	Oct 30	@Philadelphia	L95-117	3-1	Wiggins-19	Okogie/Towns-6	20,204	45	Jan 24	HOUSTON	L124-131	15-30	Towns-30	Towns-12	16,101
5	Nov 2	@Washington	W131-109	4-1	Wiggins-21	Dieng-8	15,150	46	Jan 25	OKLAHOMA CITY	L104-113	15-31	Towns-37	Napier-10	16,236
6	Nov 4	MILWAUKEE	L106-134	4-2	Wiggins-25	Okogie-7	16,271	47	Jan 27	SACRAMENTO	L129-133(OT)	15-32	Wiggins-36	Wiggins-9	13,449
7	Nov 6	@Memphis	L121-137	4-3	Wiggins-30	Towns-13	13,503	48	Feb 1	@L.A. Clippers	L106-118	15-33	Towns-32	Towns-12	19,068
8	Nov 8	GOLDEN STATE	W125-119(OT)	5-3	Wiggins-40	Towns-14	15,647	49	Feb 3	@Sacramento	L109-113	15-34	Towns-22	Towns-10	15,819
9	Nov 10	DENVER	L98-100(OT)	5-4	Towns/Wiggins-25	Towns-16	13,553	50	Feb 5	ATLANTA	L120-127	15-35	Wiggins-25	Towns-11	10,799
10	Nov 11	@Detroit	W120-114	6-4	Wiggins-33	Towns-8	12,526	51	Feb 8	L.A. CLIPPERS	W142-115	16-35	McLaughlin-24	Towns-13	18,978
11	Nov 13	SAN ANTONIO	W129-114	7-4	Wiggins-30	Towns-11	11,581	52	Feb 10	@Toronto	L126-137	16-36	Towns-23	Towns-10	19,800
12	Nov 15	WASHINGTON	L116-137	7-5	Towns-36	Towns-10	12,716	53	Feb 12	CHARLOTTE	L108-115	16-37	Beasley-28	Hernangomez-12	18,978
13	Nov 16	HOUSTON	L105-125	7-6	Towns-27	Towns-14	18,978	54	Feb 21	BOSTON	L117-127	16-38	Beasley-27	Reid-9	18,978
14	Nov 18	@Utah	W112-102	8-6	Towns-29	Towns-13	18,306	55	Feb 23	@Denver	L116-128	16-39	Martin-21	Beasley-8	19,626
15	Nov 20	UTAH	L95-103	8-7	Wiggins-22	Towns-12	13,177	56	Feb 24	@Dallas	L123-139	16-40	Russell-29	Culver/Martin-6	19,936
16	Nov 23	PHOENIX	L98-100	8-8	Towns-31	Towns-17	17,362	57	Feb 26	@Miami	W129-126	17-40	Russell-27	Beasley-6	19,600
17	Nov 25	@Atlanta	W125-113	9-8	Towns-28	Towns-13	16,218	58	Feb 28	@Orlando	L125-136	17-41	Russell-28	Hernangomez-13	18,846
18	Nov 27	@San Antonio	W113-101	10-8	Wiggins-26	Towns-14	18,354	59	Mar 1	DALLAS	L91-111	17-42	Russell-16	Hernangomez/Reid-12	18,058
19	Dec 1	MEMPHIS	L107-115	10-9	Towns-21	Towns-12	12,276	60	Mar 3	@New Orleans	W139-134	18-42	Beasley-28	Reid-14	15,264
20	Dec 4	@Dallas	L114-121	10-10	Towns/Wiggins-26	Towns-9	19,671	61	Mar 4	CHICAGO	W115-108	19-42	Beasley-24	Reid-11	13,392
21	Dec 6	@Oklahoma City	L127-139(OT)	10-11	Teague-32	Covington-7	18,203	62	Mar 6	ORLANDO	L118-132	19-43	Beasley-29	Hernangomez-8	14,315
22	Dec 8	@L.A. Lakers	L125-142	10-12	Towns/Wiggins-19	Bell-5	18,997	63	Mar 8	NEW ORLEANS	L107-120	19-44	Beasley-21	Beasley-9	18,978
23	Dec 9	@Phoenix	L109-125	10-13	Towns-33	Towns-15	13,230	64	Mar 10	@Houston	L111-117	19-45	Russell-28	Hernangomez-10	18,055
24	Dec 11	UTAH	L116-127	10-14	Teague-32	Towns-11	12,369								
25	Dec 13	L.A. CLIPPERS	L117-124	10-15	Towns-39	Towns-12	17,585								
26	Dec 18	NEW ORLEANS	L99-107	10-16	Wiggins-27	Dieng-8	12,490								
27	Dec 20	@Denver	L100-109	10-17	Wiggins-19	Bell-8	19,520								
28	Dec 21	@Portland	L106-113	10-18	Wiggins-33	Dieng-12	19,393								
29	Dec 23	@Golden State	L104-113	10-19	Wiggins-22	Dieng/Vonleh-8	18,064								
30	Dec 26	@Sacramento	W105-104(2OT)	11-19	Dieng-21	Dieng-15	17,583								
31	Dec 28	CLEVELAND	L88- 94	11-20	Teague-18	Vonleh-9	15,411								
32	Dec 30	BROOKLYN	W122-115(OT)	12-20	Napier-24	Dieng-20	15,824								
33	Jan 1	@Milwaukee	L104-106	12-21	Napier-22	Covington-11	17,819								
34	Jan 2	GOLDEN STATE	W99- 84	13-21	Covington/Napier-20	Covington-10	15,477								
35	Jan 5	@Cleveland	W118-103	14-21	Dieng-22	Dieng-13	16,159								
36	Jan 7	@Memphis	L112-119	14-22	Culver-24	Covington/Vonleh-6	14,117								
37	Jan 9	PORTLAND	W116-102	15-22	Wiggins-23	Dieng-10	13,720								
38	Jan 11	@Houston	L109-139	15-23	Okogie-16	Culver-8	18,055								
39	Jan 13	OKLAHOMA CITY	L104-117	15-24	Reid-20	Okogie-5	11,044								
40	Jan 15	INDIANA	L99-104	15-25	Culver-17	Dieng-11	12,648								
41	Jan 17	@Indiana	L114-116	15-26	Towns-27	Covington-10	16,248								



2018-19
RECORD: 36-46



BACK ROW (L-R): Video Associate Kwadzo Ahelegbe, Video Coordinator Steve Molina, Video Associate Brian Randle, Keita Bates-Diop, Taj Gibson, Gorgui Dieng, Karl-Anthony Towns, Dario Saric, Robert Covington, Luol Deng, Anthony Tolliver

MIDDLE ROW (L-R): Assistant Strength & Conditioning Coach Kurt Joseph, Head Strength & Conditioning Coach Troy Sutton, Player Development Coach Daisuke Yoshimoto, Assistant Athletic Trainer Tony Pressley, Cameron Reynolds, Derrick Rose, Jeff Teague, Andrew Wiggins, Josh Okogie, Tyus Jones, Jerryd Bayless, Player Development Coach John Lucas III, Director of Athletic Therapy Matt Duhamel, VP of Player Health/Head Athletic Trainer Gregg Farnam, Assistant Athletic Trainer Chris Marroquin, Vice President Team Medical Services Dr. Sheldon Burns, Othopedic Surgeon Dr. Diane Dahm

FRONT ROW (L-R): Assistant General Manager Noah Croom, General Manager Scott Layden, Assistant Coach Ed Pinckney, Assistant Coach Jerry Sichting, Interim Head Coach Ryan Saunders, Assistant Coach Malik Allen, Assistant Coach Larry Greer, Chief Executive Officer Ethan Casson, Owner Glen Taylor

PLAYER	FIELD GOALS				3-POINT FG		FREE THROWS			REBOUNDS				AST	PF	STL	BLK	PTS	AVG	
	G-GS	MIN	FG	FGA	PCT	FG	FGA	PCT	FT	FTA	PCT	OFF	DEF							TOT
TOWNS	35-35	1187	316	622	.508	114	277	.412	180	226	.796	95	283	378	153	117	33	42	926	26.5
RUSSELL (TOT)	45-45	1452	360	846	.426	158	431	.367	161	199	.809	17	160	177	285	86	48	13	1039	23.1
RUSSELL (MIN)	12-12	392	87	211	.412	38	110	.345	48	55	.873	3	52	55	79	22	17	4	260	21.7
WIGGINS	42-42	1455	351	790	.444	91	275	.331	149	207	.720	48	171	219	155	101	29	36	942	22.4
TEAGUE	34-13	945	145	324	.448	33	87	.379	125	144	.868	15	73	88	208	70	25	13	448	13.2
COVINGTON	48-47	1411	216	496	.435	108	312	.346	75	94	.798	36	251	287	56	148	80	45	615	12.8
BEASLEY (TOT)	55-14	1209	227	534	.425	107	276	.388	54	66	.818	18	130	148	75	77	40	8	615	11.2
BEASLEY (MIN)	14-14	463	110	233	.472	49	115	.426	21	28	.750	9	62	71	27	27	9	2	290	20.7
NAPIER	36-22	856	114	283	.403	47	159	.296	72	88	.818	17	93	110	187	62	40	7	347	9.6
CULVER	63-35	1506	230	569	.404	66	221	.299	54	117	.462	70	142	212	110	125	57	38	580	9.2
LAYMAN	23-2	505	81	179	.453	24	72	.333	24	32	.750	17	40	57	15	47	17	10	210	9.1
REID	30-11	495	100	243	.412	32	97	.330	37	53	.698	34	90	124	35	83	19	22	269	9.0
OKOGIE	62-28	1547	170	398	.427	41	154	.266	152	191	.796	87	181	268	99	139	68	26	533	8.6
JOHNSON (TOT)	32-1	620	103	215	.479	33	91	.363	31	48	.646	25	93	118	74	80	25	32	270	8.4
JOHNSON (MIN)	14-1	338	64	128	.500	17	46	.370	23	34	.676	17	49	66	53	46	19	19	168	12.0
MCLAUGHLIN	30-2	590	87	178	.489	29	76	.382	26	39	.667	7	42	49	125	31	34	4	229	7.6
SPELLMAN (TOT)	49-3	886	127	295	.431	43	110	.391	73	92	.793	77	142	219	47	63	33	24	370	7.6
DIENG	46-17	778	124	277	.448	46	120	.383	47	59	.797	73	183	256	58	89	37	42	341	7.4
BATES-DIOP	37-0	646	87	206	.422	31	94	.330	46	65	.708	21	89	110	30	36	17	20	251	6.8
MARTIN	31-4	495	71	181	.392	25	96	.260	30	31	.968	12	84	96	23	51	7	9	197	6.4
HERNANGOMEZ (TOT)	48-14	833	100	247	.405	44	129	.341	44	71	.620	43	154	197	40	64	19	9	288	6.0
HERNANGOMEZ (MIN)	14-14	411	62	137	.453	29	69	.420	28	46	.609	19	83	102	18	35	14	4	181	12.9
GRAHAM	33-20	663	62	175	.354	20	83	.241	27	37	.730	29	71	100	30	66	17	2	171	5.2
CRABBE (TOT)	37-1	653	63	177	.356	36	119	.303	10	14	.714	11	66	77	33	47	15	4	172	4.6
CRABBE (MIN)	9-0	131	11	34	.324	6	26	.231	1	2	.500	1	11	12	5	11	0	0	29	3.2
EVANS (TOT)	29-1	418	45	134	.336	13	39	.333	25	29	.862	9	32	41	31	41	11	12	128	4.4
EVANS (MIN)	2-0	4	0	1	.000	0	1	.000	0	0	---	0	0	0	0	0	0	0	0	0.0
VONLEH	29-1	347	47	86	.547	2	14	.143	23	28	.821	34	82	116	26	36	11	6	119	4.1
NOWELL	15-0	151	19	53	.358	3	26	.115	16	17	.941	3	10	13	19	11	3	1	57	3.8
TURNER (TOT)	19-0	251	25	67	.373	0	5	.000	12	14	.857	8	30	38	38	20	9	8	62	3.3
BELL	27-0	235	32	60	.533	2	9	.222	17	29	.586	28	50	78	14	17	2	10	83	3.1
VANDERBILT (TOT)	11-0	47	5	8	.625	0	1	.000	2	2	1.000	3	6	9	2	6	3	1	12	1.1
VANDERBILT (MIN)	2-0	5	0	1	.000	0	1	.000	2	2	1.000	0	1	1	0	0	0	0	2	1.0
TIMBERWOLVES	64	15560	2586	5865	.441	853	2540	.336	1223	1624	.753	675	2193	2868	1525	1370	555	362	7248	113.3
OPPONENTS	64	15560	2760	5786	.477	740	2040	.363	1263	1613	.783	647	2383	3030	1560	1383	499	355	7523	117.5



2018-19
DAY-BY-DAY

G#	DATE	OPPONENT	WOLVES/OPP	W-L	HIGH POINTS	HIGH REBOUNDS	ATTEND.	G#	DATE	OPPONENT	WOLVES/OPP	W-L	HIGH POINTS	HIGH REBOUNDS	ATTEND.
1	Oct 18	@San Antonio	L 99-107	0-1	Wiggins-26	Towns-13	18,418	42	Jan 8	CLEVELAND	W127- 99	26-16	Wiggins-25	Gibson-13	18,978
2	Oct 20	UTAH	W100- 97	1-1	Wiggins-21	Towns-10	18,978	43	Jan 10	OKLAHOMA CITY	W104- 88	27-16	Butler-26	Towns-12	18,978
3	Oct 22	@Oklahoma City	W115-113	2-1	Towns/Wiggins-27	Towns-12	18,203	44	Jan 12	NEW YORK	W118-108	28-16	Towns-23	Towns-15	18,978
4	Oct 24	INDIANA	L107-130	2-2	Towns-28	Towns-7	14,353	45	Jan 14	PORTLAND	W120-103	29-16	Butler-24	Towns-11	14,739
5	Oct 25	@Detroit	L101-122	2-3	Towns-23	Towns-10	13,790	46	Jan 16	@Orlando	L102-108	29-17	Butler-28	Towns-12	18,589
6	Oct 27	OKLAHOMA CITY	W119-116	3-3	Towns-33	Towns-19	17,620	47	Jan 18	@Houston	L 98-116	29-18	Butler-23	Towns-16	18,055
7	Oct 30	@Miami	W125-122(OT)	4-3	Teague-23	Towns-12	19,600	48	Jan 20	TORONTO	W115-109	30-18	Wiggins-29	Towns-10	17,828
8	Nov 1	@New Orleans	W104- 98	5-3	Butler-23	Gibson-12	14,788	49	Jan 22	@L.A. Clipper	W126-118	31-18	Wiggins-40	Towns-17	16,347
9	Nov 4	DALLAS	W112- 99	6-3	Towns-31	Towns-12	16,837	50	Jan 24	@Portland	L114-123	31-19	Wiggins-24	Towns-9	18,920
10	Nov 5	CHARLOTTE	W112- 94	7-3	Wiggins-20	Dieng-11	14,124	51	Jan 25	@Golden State	L113-126	31-20	Towns-31	Towns-11	19,596
11	Nov 8	@Golden State	L101-125	7-4	Wiggins-17	Towns-12	19,596	52	Jan 27	BROOKLYN	W111- 97	32-20	Butler/Wiggins-21	Towns-19	16,231
12	Nov 11	@Phoenix	L110-118	7-5	Wiggins-27	Gibson/Towns-12	16,910	53	Jan 29	@Atlanta	L100-105	32-21	Butler-24	Towns-13	12,589
13	Nov 13	@Utah	W109- 98	8-5	Towns-24	Towns-13	17,236	54	Jan 30	@Toronto	L104-109	32-22	Butler-25	Towns-10	19,800
14	Nov 15	SAN ANTONIO	W 98- 86	9-5	Towns-26	Towns-16	18,978	55	Feb 1	MILWAUKEE	W108- 89	33-22	Butler-28	Towns-11	17,199
15	Nov 17	@Dallas	W111- 87	10-5	Butler-21	Gibson/Towns-11	19,459	56	Feb 3	NEW ORLEANS	W118-107	34-22	Butler-30	Towns-16	17,954
16	Nov 19	DETROIT	L 97-100	10-6	Butler-26	Butler-10	16,069	57	Feb 7	@Cleveland	L138-140(OT)	34-23	Butler-35	Towns-10	20,562
17	Nov 20	@Charlotte	L102-118	10-7	Crawford-19	Towns-12	15,978	58	Feb 9	@Chicago	L113-114	34-24	Butler-38	Towns-10	21,558
18	Nov 22	ORLANDO	W124-118	11-7	Butler-26	Towns-13	16,402	59	Feb 11	SACRAMENTO	W111-106	35-24	Towns-29	Towns/Wiggins-8	18,068
19	Nov 24	MIAMI	L 97-109	11-8	Butler/Towns/Wiggins-18	Towns-11	18,978	60	Feb 13	HOUSTON	L108-126	35-25	Towns-35	Towns-12	18,978
20	Nov 26	PHOENIX	W119-108	12-8	Towns-32	Gibson-14	16,448	61	Feb 15	L.A. LAKERS	W119-111	36-25	Gibson-28	Towns-18	17,534
21	Nov 28	WASHINGTON	L 89- 92	12-9	Towns-20	Towns-17	13,442	62	Feb 23	@Houston	L102-120	36-26	Wiggins-21	Towns-13	18,055
22	Nov 29	@New Orleans	W120-102	13-9	Wiggins-28	Gibson/Towns-10	15,555	63	Feb 24	CHICAGO	W122-104	37-26	Teague-25	Towns-13	18,978
23	Dec 1	@Oklahoma City	L107-111	13-10	Towns/Wiggins-23	Towns-9	18,203	64	Feb 26	@Sacramento	W118-100	38-26	Towns-26	Towns-17	17,583
24	Dec 3	L.A. CLIPPERS	W112-106	14-10	Butler-33	Towns-12	13,172	65	Mar 1	@Portland	L 99-108	38-27	Towns-34	Towns-17	19,533
25	Dec 4	@Memphis	L 92- 95	14-11	Butler-30	Towns-11	14,012	66	Mar 2	@Utah	L108-116	38-28	Wiggins-27	6 tied with-4	18,306
26	Dec 6	@L.A. Clippers	W113-107	15-11	Towns-21	Gibson-14	15,951	67	Mar 8	BOSTON	L109-117	38-29	Bjelica-30	Bjelica-12	18,978
27	Dec 10	DALLAS	W 97- 92	16-11	Towns-28	Towns-12	13,094	68	Mar 11	GOLDEN STATE	W109-103	39-29	Towns-31	Towns-16	18,978
28	Dec 12	PHILADELPHIA	L112-118(OT)	16-12	Butler-38	Towns-16	14,659	69	Mar 13	@Washington	W116-111	40-29	Towns-37	Towns-10	17,078
29	Dec 14	SACRAMENTO	W119- 96	17-12	Towns-30	Towns-14	11,126	70	Mar 17	@San Antonio	L101-117	40-30	Towns-23	Towns-9	18,418
30	Dec 16	PHOENIX	L106-108	17-13	Towns-28	Towns-11	18,109	71	Mar 18	HOUSTON	L120-129	40-31	Teague-23	Towns-18	18,978
31	Dec 18	PORTLAND	W108-107	18-13	Butler-37	Towns/Wiggins-7	14,187	72	Mar 20	L.A. CLIPPERS	W123-109	41-31	Towns-30	Towns-9	16,351
32	Dec 20	@Denver	W112-104	19-13	Butler/Towns-25	Towns-10	17,002	73	Mar 23	@New York	W108-104	42-31	Towns-24	Towns-13	18,914
33	Dec 23	@Phoenix	W115-106	20-13	Butler-32	Towns-14	16,482	74	Mar 24	@Philadelphia	L108-120	42-32	Wiggins-16	Dieng/Towns-11	20,668
34	Dec 25	@L.A. Lakers	W121-104	21-13	Butler/Gibson-23	Towns-10	18,997	75	Mar 26	MEMPHIS	L 93-101	42-33	Teague-25	Towns-12	16,290
35	Dec 27	DENVER	W128-125(OT)	22-13	Butler-39	Towns-13	18,978	76	Mar 28	ATLANTA	W126-114	43-33	Towns-56	Towns-15	16,183
36	Dec 28	@Milwaukee	L 96-102	22-14	Towns-22	Dieng-8	18,717	77	Mar 30	@Dallas	W 93- 92	44-33	Crawford-24	Towns-20	20,244
37	Dec 31	@Indiana	W107- 90	23-14	Butler-26	Towns-14	17,923	78	Apr 1	UTAH	L 97-121	44-34	Wiggins-23	Towns-7	18,978
38	Jan 1	L.A. LAKERS	W114- 96	24-14	Butler-28	Towns-13	18,978	79	Apr 5	@Denver	L 96-100	44-35	Towns-26	Gibson-14	16,415
39	Jan 3	@Brooklyn	L 97- 98	24-15	Butler-30	Towns-10	16,215	80	Apr 6	@L.A. Lakers	W113- 96	45-35	Teague-25	Towns-11	18,997
40	Jan 5	@Boston	L 84- 91	24-16	Towns-25	Towns-23	18,624	81	Apr 9	MEMPHIS	W113- 94	46-35	Teague/Towns-24	Towns-18	17,641
41	Jan 6	NEW ORLEANS	W116- 98	25-16	Butler/Towns-21	Towns-16	18,978	82	Apr 11	DENVER	W112-106(OT)	47-35	Butler-31	Towns-14	18,978



2017-18
RECORD: 47-35



BACK ROW (L-R): Player Development Coach Vince Legarza, Amile Jefferson, Gorgui Dieng, Nemanja Bjelica, Taj Gibson, Karl-Anthony Towns, Andrew Wiggins, Cole Aldrich, Justin Patton

MIDDLE ROW (L-R): Coaching Associate/Video Scouting Director Sam Newman-Beck, Jamal Crawford, Player Development Coach John Lucas III, Derrick Rose, Aaron Brooks, Jimmy Butler, Jeff Teague, Tyus Jones, Marcus Georges-Hunt, Shooting Coach Peter Patton, Anthony Brown, Special Assistant to the President of Basketball Operations Daisuke Yoshimoto, Assistant Video Coordinator Wes Bohn

FRONT ROW (L-R): Assistant Coach Ed Pinckney, Assistant Coach Andy Greer, Head Coach/President of Basketball Operations Tom Thibodeau, Assistant Coach Rick Brunson, Assistant Coach Ryan Saunders

PLAYER	FIELD GOALS				3-POINT FG		FREE THROWS			REBOUNDS				AST	PF	STL	BLK	PTS	AVG	
	G-GS	MIN	FG	FGA	PCT	FG	FGA	PCT	FT	FTA	PCT	OFF	DEF							TOT
BUTLER	59-59	2164	437	921	.474	70	200	.350	363	425	.854	79	235	314	288	78	116	24	1307	22.2
TOWNS	82-82	2918	639	1172	.545	120	285	.421	345	402	.858	238	774	1012	199	285	64	115	1743	21.3
WIGGINS	82-82	2979	569	1300	.438	112	338	.331	202	314	.643	82	276	358	160	163	91	51	1452	17.7
TEAGUE	70-70	2311	354	794	.446	84	228	.368	202	239	.845	24	185	209	492	171	102	23	994	14.2
GIBSON	82-82	2727	425	737	.577	7	35	.200	142	185	.768	194	390	584	99	218	62	59	999	12.2
CRAWFORD	80-0	1653	308	742	.415	104	314	.331	102	113	.903	21	78	99	185	85	40	9	822	10.3
ROSE (TOT)	25-7	419	81	186	.435	7	30	.233	40	46	.870	13	22	35	37	16	7	4	209	8.4
ROSE (MIN)	9-0	112	23	54	.426	1	6	.167	5	5	1.000	3	3	6	11	2	4	0	52	5.8
BJELICA	67-21	1371	171	371	.461	76	183	.415	36	45	.800	53	221	274	86	141	50	16	454	6.8
DIENG	79-0	1333	186	388	.479	19	61	.311	79	102	.775	106	254	360	71	147	45	39	470	5.9
JONES	82-11	1467	150	328	.457	45	129	.349	71	81	.877	16	116	132	232	110	95	6	416	5.1
MUHAMMAD	32-2	301	47	121	.388	4	19	.211	22	31	.710	15	30	45	7	23	5	2	120	3.8
BROWN	1-0	4	1	1	1.000	1	1	1.000	0	0	---	0	0	1	0	0	0	3	3	3.0
BROOKS	32-1	189	28	69	.406	11	31	.355	8	11	.727	7	10	17	20	28	6	0	75	2.3
PATTON	1-0	4	1	2	.500	0	0	---	0	0	---	0	0	0	1	1	0	2	2	2.0
GEORGES-HUNT	42-0	224	21	48	.438	4	15	.267	13	21	.619	7	9	16	7	32	6	0	59	1.4
ALDRICH	21-0	49	5	15	.333	0	0	---	2	6	.333	3	12	15	3	11	2	1	12	0.6
TIMBERWOLVES	82	19805	3365	7063	.476	658	1845	.357	1592	1980	.804	848	2593	3441	1861	1495	689	345	8980	109.5
OPPONENTS	82	19805	3298	6942	.475	890	2431	.366	1311	1683	.779	803	2626	3429	1962	1711	529	382	8797	107.3



2017-18
DAY-BY-DAY

G#	DATE	OPPONENT	WOLVES/OPP	W-L	HIGH POINTS	HIGH REBOUNDS	ATTEND.	G#	DATE	OPPONENT	WOLVES/OPP	W-L	HIGH POINTS	HIGH REBOUNDS	ATTEND.
1	Oct 18	@San Antonio	L 99-107	0-1	Wiggins-26	Towns-13	18,418	42	Jan 8	CLEVELAND	W127- 99	26-16	Wiggins-25	Gibson-13	18,978
2	Oct 20	UTAH	W100- 97	1-1	Wiggins-21	Towns-10	18,978	43	Jan 10	OKLAHOMA CITY	W104- 88	27-16	Butler-26	Towns-12	18,978
3	Oct 22	@Oklahoma City	W115-113	2-1	Towns/Wiggins-27	Towns-12	18,203	44	Jan 12	NEW YORK	W118-108	28-16	Towns-23	Towns-15	18,978
4	Oct 24	INDIANA	L107-130	2-2	Towns-28	Towns-7	14,353	45	Jan 14	PORTLAND	W120-103	29-16	Butler-24	Towns-11	14,739
5	Oct 25	@Detroit	L101-122	2-3	Towns-23	Towns-10	13,790	46	Jan 16	@Orlando	L102-108	29-17	Butler-28	Towns-12	18,589
6	Oct 27	OKLAHOMA CITY	W119-116	3-3	Towns-33	Towns-19	17,620	47	Jan 18	@Houston	L 98-116	29-18	Butler-23	Towns-16	18,055
7	Oct 30	@Miami	W125-122(OT)	4-3	Teague-23	Towns-12	19,600	48	Jan 20	TORONTO	W115-109	30-18	Wiggins-29	Towns-10	17,828
8	Nov 1	@New Orleans	W104- 98	5-3	Butler-23	Gibson-12	14,788	49	Jan 22	@L.A. Clipper	W126-118	31-18	Wiggins-40	Towns-17	16,347
9	Nov 4	DALLAS	W112- 99	6-3	Towns-31	Towns-12	16,837	50	Jan 24	@Portland	L114-123	31-19	Wiggins-24	Towns-9	18,920
10	Nov 5	CHARLOTTE	W112- 94	7-3	Wiggins-20	Dieng-11	14,124	51	Jan 25	@Golden State	L113-126	31-20	Towns-31	Towns-11	19,596
11	Nov 8	@Golden State	L101-125	7-4	Wiggins-17	Towns-12	19,596	52	Jan 27	BROOKLYN	W111- 97	32-20	Butler/Wiggins-21	Towns-19	16,231
12	Nov 11	@Phoenix	L110-118	7-5	Wiggins-27	Gibson/Towns-12	16,910	53	Jan 29	@Atlanta	L100-105	32-21	Butler-24	Towns-13	12,589
13	Nov 13	@Utah	W109- 98	8-5	Towns-24	Towns-13	17,236	54	Jan 30	@Toronto	L104-109	32-22	Butler-25	Towns-10	19,800
14	Nov 15	SAN ANTONIO	W 98- 86	9-5	Towns-26	Towns-16	18,978	55	Feb 1	MILWAUKEE	W108- 89	33-22	Butler-28	Towns-11	17,199
15	Nov 17	@Dallas	W111- 87	10-5	Butler-21	Gibson/Towns-11	19,459	56	Feb 3	NEW ORLEANS	W118-107	34-22	Butler-30	Towns-16	17,954
16	Nov 19	DETROIT	L 97-100	10-6	Butler-26	Butler-10	16,069	57	Feb 7	@Cleveland	L138-140(OT)	34-23	Butler-35	Towns-10	20,562
17	Nov 20	@Charlotte	L102-118	10-7	Crawford-19	Towns-12	15,978	58	Feb 9	@Chicago	L113-114	34-24	Butler-38	Towns-10	21,558
18	Nov 22	ORLANDO	W124-118	11-7	Butler-26	Towns-13	16,402	59	Feb 11	SACRAMENTO	W111-106	35-24	Towns-29	Towns/Wiggins-8	18,068
19	Nov 24	MIAMI	L 97-109	11-8	Butler/Towns/Wiggins-18	Towns-11	18,978	60	Feb 13	HOUSTON	L108-126	35-25	Towns-35	Towns-12	18,978
20	Nov 26	PHOENIX	W119-108	12-8	Towns-32	Gibson-14	16,448	61	Feb 15	L.A. LAKERS	W119-111	36-25	Gibson-28	Towns-18	17,534
21	Nov 28	WASHINGTON	L 89- 92	12-9	Towns-20	Towns-17	13,442	62	Feb 23	@Houston	L102-120	36-26	Wiggins-21	Towns-13	18,055
22	Nov 29	@New Orleans	W120-102	13-9	Wiggins-28	Gibson/Towns-10	15,555	63	Feb 24	CHICAGO	W122-104	37-26	Teague-25	Towns-13	18,978
23	Dec 1	@Oklahoma City	L107-111	13-10	Towns/Wiggins-23	Towns-9	18,203	64	Feb 26	@Sacramento	W118-100	38-26	Towns-26	Towns-17	17,583
24	Dec 3	L.A. CLIPPERS	W112-106	14-10	Butler-33	Towns-12	13,172	65	Mar 1	@Portland	L 99-108	38-27	Towns-34	Towns-17	19,533
25	Dec 4	@Memphis	L 92- 95	14-11	Butler-30	Towns-11	14,012	66	Mar 2	@Utah	L108-116	38-28	Wiggins-27	6 tied with-4	18,306
26	Dec 6	@L.A. Clippers	W113-107	15-11	Towns-21	Gibson-14	15,951	67	Mar 8	BOSTON	L109-117	38-29	Bjelica-30	Bjelica-12	18,978
27	Dec 10	DALLAS	W 97- 92	16-11	Towns-28	Towns-12	13,094	68	Mar 11	GOLDEN STATE	W109-103	39-29	Towns-31	Towns-16	18,978
28	Dec 12	PHILADELPHIA	L112-118(OT)	16-12	Butler-38	Towns-16	14,659	69	Mar 13	@Washington	W116-111	40-29	Towns-37	Towns-10	17,078
29	Dec 14	SACRAMENTO	W119- 96	17-12	Towns-30	Towns-14	11,126	70	Mar 17	@San Antonio	L101-117	40-30	Towns-23	Towns-9	18,418
30	Dec 16	PHOENIX	L106-108	17-13	Towns-28	Towns-11	18,109	71	Mar 18	HOUSTON	L120-129	40-31	Teague-23	Towns-18	18,978
31	Dec 18	PORTLAND	W108-107	18-13	Butler-37	Towns/Wiggins-7	14,187	72	Mar 20	L.A. CLIPPERS	W123-109	41-31	Towns-30	Towns-9	16,351
32	Dec 20	@Denver	W112-104	19-13	Butler/Towns-25	Towns-10	17,002	73	Mar 23	@New York	W108-104	42-31	Towns-24	Towns-13	18,914
33	Dec 23	@Phoenix	W115-106	20-13	Butler-32	Towns-14	16,482	74	Mar 24	@Philadelphia	L108-120	42-32	Wiggins-16	Dieng/Towns-11	20,668
34	Dec 25	@L.A. Lakers	W121-104	21-13	Butler/Gibson-23	Towns-10	18,997	75	Mar 26	MEMPHIS	L 93-101	42-33	Teague-25	Towns-12	16,290
35	Dec 27	DENVER	W128-125(OT)	22-13	Butler-39	Towns-13	18,978	76	Mar 28	ATLANTA	W126-114	43-33	Towns-56	Towns-15	16,183
36	Dec 28	@Milwaukee	L 96-102	22-14	Towns-22	Dieng-8	18,717	77	Mar 30	@Dallas	W 93- 92	44-33	Crawford-24	Towns-20	20,244
37	Dec 31	@Indiana	W107- 90	23-14	Butler-26	Towns-14	17,923	78	Apr 1	UTAH	L 97-121	44-34	Wiggins-23	Towns-7	18,978
38	Jan 1	L.A. LAKERS	W114- 96	24-14	Butler-28	Towns-13	18,978	79	Apr 5	@Denver	L 96-100	44-35	Towns-26	Gibson-14	16,415
39	Jan 3	@Brooklyn	L 97- 98	24-15	Butler-30	Towns-10	16,215	80	Apr 6	@L.A. Lakers	W113- 96	45-35	Teague-25	Towns-11	18,997
40	Jan 5	@Boston	L 84- 91	24-16	Towns-25	Towns-23	18,624	81	Apr 9	MEMPHIS	W113- 94	46-35	Teague/Towns-24	Towns-18	17,641
41	Jan 6	NEW ORLEANS	W116- 98	25-16	Butler/Towns-21	Towns-16	18,978	82	Apr 11	DENVER	W112-106(OT)	47-35	Butler-31	Towns-14	18,978



2016-17
RECORD: 31-51



BACK ROW (L-R): Player Development Coach Vince Legarza, Nemanja Bjelica, Jordan Hill, Gorgui Dieng, Karl-Anthony Towns, Cole Aldrich, Adreian Payne, Lance Stephenson

MIDDLE ROW (L-R): Head Video Coordinator Sam Newman-Beck, Shabazz Muhammad, Kris Dunn, Ricky Rubio, Andrew Wiggins, Brandon Rush, Zach LaVine, Tyus Jones, Special Assistant to the President of Basketball Operations Daisuke Yoshimoto, Shooting Coach Peter Patton

FRONT ROW (L-R): Assistant Coach Andy Greer, Assistant Coach Rick Brunson, Head Coach/President of Basketball Operations Tom Thibodeau, Assistant Coach Ryan Saunders, Assistant Coach Ed Pinckney

PLAYER	FIELD GOALS				3-POINT FG		FREE THROWS		REBOUNDS						AST	PF	STL	BLK	PTS	AVG
	G-GS	MIN	FG	FGA	PCT	FG	FGA	PCT	FT	FTA	PCT	OFF	DEF	TOT						
TOWNS	82-82	3031	802	1480	.542	101	275	.367	356	428	.832	296	711	1007	220	241	56	103	2061	25.1
WIGGINS	82-82	3048	709	1570	.452	103	289	.356	412	542	.760	102	226	328	189	183	82	30	1933	23.6
LAVINE	47-47	1749	326	710	.459	120	310	.387	117	140	.836	19	141	160	139	104	41	10	889	18.9
RUBIO	75-75	2469	261	650	.402	60	196	.306	254	285	.891	68	237	305	682	202	128	10	836	11.1
DIENG	82-82	2653	332	661	.502	16	43	.372	136	167	.814	188	459	647	158	254	88	95	816	10.0
MUHAMMAD	78-1	1516	288	598	.482	49	146	.336	147	190	.774	84	136	220	35	86	22	6	772	9.9
BJELICA	65-1	1190	151	356	.424	56	177	.316	45	61	.738	57	187	244	79	154	40	20	403	6.2
CASSPI (TOT)	36-2	642	77	165	.467	15	43	.349	17	29	.586	27	85	112	37	50	23	3	186	5.2
CASSPI (MIN)	13-0	222	19	39	.487	2	10	.200	5	8	.625	6	14	20	11	24	13	2	45	3.5
RUSH	47-33	1030	70	187	.374	44	114	.386	13	18	.722	16	83	99	45	42	22	23	197	4.2
DUNN	78-7	1333	118	313	.377	21	73	.288	36	59	.610	24	142	166	188	178	78	36	293	3.8
PAYNE	18-0	135	23	54	.426	3	15	.200	14	19	.737	9	24	33	7	32	8	7	63	3.5
STEPHENSON	6-0	67	10	21	.476	0	2	.000	1	2	.500	0	10	10	5	2	0	0	21	3.5
JONES	60-0	774	75	181	.414	26	73	.356	33	43	.767	10	57	67	156	50	48	5	209	3.5
HILL	7-0	47	5	13	.385	0	0	---	2	2	1.000	8	6	14	0	9	1	0	12	1.7
ALDRICH	62-0	531	45	86	.523	0	0	---	15	22	.682	51	107	158	25	85	25	23	105	1.7
LUCAS	5-0	11	1	4	.250	0	1	.000	0	0	---	0	0	0	1	0	2	0	2	0.4
TIMBERWOLVES	82	19805	3235	6923	.467	601	1724	.349	1586	1986	.799	938	2540	3478	1940	1646	654	370	8657	105.6
OPPONENTS	82	19805	3246	6829	.475	811	2213	.366	1445	1881	.768	806	2508	3314	1896	1681	629	413	8748	106.7



2016-17
DAY-BY-DAY

G#	DATE	OPPONENT	WOLVES/OPP	W-L	HIGH POINTS	HIGH REBOUNDS	ATTEND.	G#	DATE	OPPONENT	WOLVES/OPP	W-L	HIGH POINTS	HIGH REBOUNDS	ATTEND.
1	Oct 26	@Memphis	L 98-102	0-1	Wiggins-25	Dieng-14	18,119	42	Jan 17	@San Antonio	L114-122	14-28	Towns-27	Towns-16	18,418
2	Oct 29	@Sacramento	L103-106	0-2	Wiggins-29	Dieng-13	17,608	43	Jan 19	@L.A. Clipper	W104-101	15-28	Towns-37	Towns-12	19,060
3	Nov 1	MEMPHIS	W116- 80	1-2	LaVine-31	Towns-11	14,774	44	Jan 22	DENVER	W111-108	16-28	Towns-32	Towns-12	12,788
4	Nov 3	DENVER	L 99-102	1-3	Towns-32	Towns-14	11,219	45	Jan 24	@Phoenix	W112-111	17-28	Wiggins-31	Towns-10	17,241
5	Nov 5	@Oklahoma City	L 92-112	1-4	Towns-33	Dieng-8	18,203	46	Jan 26	INDIANA	L103-109	17-29	Towns-33	Towns-10	14,862
6	Nov 8	@Brooklyn	L110-119	1-5	Wiggins-36	Wiggins-8	13,610	47	Jan 28	BROOKLYN	W129-109	18-29	Towns-37	Towns-13	14,798
7	Nov 9	@Orlando	W123-107	2-5	LaVine-37	Dieng/Towns-11	17,102	48	Jan 30	ORLANDO	W111-105(OT)	19-29	Wiggins-27	Dieng-14	11,124
8	Nov 12	L.A. CLIPPERS	L105-119	2-6	Towns-24	Towns-10	14,494	49	Feb 1	@Cleveland	L 97-125	19-30	Towns-26	Towns-12	20,562
9	Nov 13	L.A. LAKERS	W125- 99	3-6	Wiggins-47	Towns-12	14,432	50	Feb 3	@Detroit	L108-116	19-31	Towns-24	Dieng-12	16,934
10	Nov 15	CHARLOTTE	L108-115	3-7	Wiggins-29	Dieng-11	10,349	51	Feb 4	MEMPHIS	L 99-107	19-32	Towns-27	Towns-15	15,081
11	Nov 17	PHILADELPHIA	W110- 86	4-7	Wiggins-35	Dieng/Towns/Wiggins-10	16,866	52	Feb 6	MIAMI	L113-115	19-33	Towns-35	Towns-8	12,502
12	Nov 19	@Memphis	L 71- 93	4-8	LaVine-22	Dieng-11	17,112	53	Feb 8	TORONTO	W112-109	20-33	Wiggins-31	Towns-14	13,832
13	Nov 21	BOSTON	L 93- 99	4-9	Towns-27	Towns-18	13,167	54	Feb 10	NEW ORLEANS	L106-122	20-34	Towns-36	Dieng/Towns-8	16,093
14	Nov 23	@New Orleans	L 96-117	4-10	LaVine-26	Towns-11	15,555	55	Feb 12	CHICAGO	W117- 89	21-34	Wiggins-27	Dieng-13	19,356
15	Nov 25	@Phoenix	W 98- 85	5-10	Wiggins-25	Towns-10	16,728	56	Feb 14	CLEVELAND	L108-116	21-35	Wiggins-41	Dieng-10	17,738
16	Nov 26	@Golden State	L102-115	5-11	LaVine-31	Towns-9	19,596	57	Feb 15	@Denver	W112- 99	22-35	Wiggins-40	Towns-19	13,924
17	Nov 28	UTAH	L103-112	5-12	LaVine-28	Towns-12	9,384	58	Feb 24	DALLAS	W 97- 84	23-35	Wiggins-27	Towns-18	15,948
18	Nov 30	NEW YORK	L104-106	5-13	Towns-47	Towns-18	13,987	59	Feb 25	@Houston	L130-142	23-36	Towns-37	Towns-22	18,055
19	Dec 2	@New York	L114-118	5-14	LaVine-23	Aldrich-12	19,812	60	Feb 27	@Sacramento	W102- 88	24-36	Towns-29	Towns-17	17,608
20	Dec 3	@Charlotte	W125-120(OT)	6-14	Wiggins-29	Towns-15	16,982	61	Mar 1	@Utah	W107- 80	25-36	Towns-21	Towns-15	19,127
21	Dec 6	SAN ANTONIO	L 91-105	6-15	LaVine-25	Towns-14	12,585	62	Mar 4	@San Antonio	L 90- 97(OT)	25-37	Towns-24	Towns-14	18,418
22	Dec 8	@Toronto	L110-124	6-16	LaVine-29	Towns-11	19,800	63	Mar 8	L.A. CLIPPERS	W107- 91	26-37	Towns-29	Towns-14	14,933
23	Dec 9	DETROIT	L 90-117	6-17	Wiggins-16	Towns-12	14,109	64	Mar 10	GOLDEN STATE	W103-102	27-37	Wiggins-24	Bjelica-12	20,412
24	Dec 11	GOLDEN STATE	L108-116	6-18	LaVine/Towns/Wiggins-25	Towns-18	18,452	65	Mar 11	@Milwaukee	L 95-102	27-38	Towns-35	Towns-14	18,717
25	Dec 13	@Chicago	W 99- 94	7-18	LaVine-24	Towns-11	21,146	66	Mar 13	WASHINGTON	W119-104	28-38	Towns-39	Towns-13	15,747
26	Dec 17	HOUSTON	L109-111(OT)	7-19	Towns-41	Towns-16	14,689	67	Mar 15	@Boston	L104-117	28-39	Rubio-23	Towns-14	18,624
27	Dec 19	PHOENIX	W115-108	8-19	Towns-28	Towns-15	12,008	68	Mar 17	@Miami	L105-123	28-40	Towns-31	Towns-11	19,600
28	Dec 21	@Atlanta	W 92- 84	9-19	Wiggins-19	Towns-18	17,578	69	Mar 19	@New Orleans	L109-123	28-41	Towns-33	Dieng-9	16,111
29	Dec 23	SACRAMENTO	L105-109	9-20	LaVine-40	Towns-13	13,288	70	Mar 21	SAN ANTONIO	L 93-100	28-42	Towns-25	Towns-15	13,742
30	Dec 25	@Oklahoma City	L100-112	9-21	Towns-26	Towns-8	18,203	71	Mar 24	@L.A. Lakers	L119-130(OT)	28-43	Wiggins-36	Towns-14	18,997
31	Dec 26	ATLANTA	W104- 90	10-21	Towns-22	Towns-11	15,617	72	Mar 25	@Portland	L100-112	28-44	Wiggins-20	Dieng-7	19,580
32	Dec 28	@Denver	L103-105	10-22	Wiggins-25	Towns-11	15,093	73	Mar 28	@Indiana	W115-114	29-44	Towns-37	Towns-12	17,534
33	Dec 30	MILWAUKEE	W116- 99	11-22	Wiggins-31	Towns-16	17,779	74	Mar 30	L.A. LAKERS	W119-104	30-44	Rubio-33	Dieng-15	18,179
34	Jan 1	PORTLAND	L 89- 95	11-23	Wiggins-24	Towns-13	15,804	75	Apr 1	SACRAMENTO	L117-123	30-45	Wiggins-32	Towns-11	18,960
35	Jan 3	@Philadelphia	L 91- 93	11-24	LaVine-28	Towns-16	17,124	76	Apr 3	PORTLAND	W110-109	31-45	Towns-34	Towns-12	14,677
36	Jan 6	@Washington	L105-112	11-25	Wiggins-41	Dieng-11	18,686	77	Apr 4	@Golden State	L107-121	31-46	Muhammad/Wiggins-24	Muhammad-11	19,596
37	Jan 7	UTAH	L 92- 94	11-26	LaVine-24	Towns-15	13,945	78	Apr 6	@Portland	L 98-105	31-47	Wiggins-36	Towns-16	19,393
38	Jan 9	DALLAS	W101- 92	12-26	Towns-34	Towns-11	9,625	79	Apr 7	@Utah	L113-120	31-48	Towns-32	Towns-13	19,911
39	Jan 11	HOUSTON	W119-105	13-26	Wiggins-28	Towns-18	13,858	80	Apr 9	@L.A. Lakers	L109-110	31-49	Wiggins-41	Towns-21	18,997
40	Jan 13	OKLAHOMA CITY	W 96- 86	14-26	Towns-29	Towns-17	16,644	81	Apr 11	OKLAHOMA CITY	L 98-100	31-50	Towns-26	Towns-12	19,356
41	Jan 15	@Dallas	L 87- 98	14-27	Dieng-21	Towns-9	19,655	82	Apr 12	@Houston	L118-123	31-51	Towns-28	Towns-21	18,055



2015-16
RECORD: 29-53



BACK ROW (L-R): Player Development Coach Vince Legarza, Nemanja Bjelica, Jordan Hill, Gorgui Dieng, Karl-Anthony Towns, Cole Aldrich, Adreian Payne, Lance Stephenson

MIDDLE ROW (L-R): Head Video Coordinator Sam Newman-Beck, Shabazz Muhammad, Kris Dunn, Ricky Rubio, Andrew Wiggins, Brandon Rush, Zach LaVine, Tyus Jones, Special Assistant to the President of Basketball Operations Daisuke Yoshimoto, Shooting Coach Peter Patton

FRONT ROW (L-R): Assistant Coach Andy Greer, Assistant Coach Rick Brunson, Head Coach/President of Basketball Operations Tom Thibodeau, Assistant Coach Ryan Saunders, Assistant Coach Ed Pinckney

PLAYER	FIELD GOALS			3-POINT FG		FREE THROWS		REBOUNDS			OFF	DEF	TOT	AST	PF	STL	BLK	PTS	AVG	
	G-GS	MIN	FG	FGA	PCT	FG	FGA	PCT	FT	FTA										PCT
WIGGINS	81-81	2845	594	1294	.459	57	190	.300	430	565	.761	106	186	292	164	165	78	46	1675	20.7
TOWNS	82-82	2627	625	1153	.542	30	88	.341	223	275	.811	228	629	857	161	245	58	138	1503	18.3
LAVINE	82-33	2294	433	959	.452	123	316	.389	161	203	.793	27	201	228	251	193	69	17	1150	14.0
MARTIN	39-12	834	126	334	.377	38	103	.369	125	142	.880	10	71	81	46	68	17	1	415	10.6
MUHAMMAD	82-0	1682	317	681	.465	44	152	.289	185	242	.764	100	167	267	52	94	24	7	863	10.5
DIENG	82-39	2220	308	579	.532	6	20	.300	205	248	.827	157	428	585	143	219	94	96	827	10.1
RUBIO	76-76	2323	219	586	.374	62	190	.326	266	314	.847	40	286	326	657	201	162	10	766	10.1
BJELICA	60-0	1075	110	235	.468	48	125	.384	40	55	.727	49	161	210	83	154	26	21	308	5.1
PEKOVIC	12-3	156	19	50	.380	0	0	---	16	20	.800	7	14	21	11	22	1	0	54	4.5
JONES	37-0	573	56	156	.359	16	53	.302	28	39	.718	7	40	47	108	33	31	3	156	4.2
MILLER	26-0	280	36	58	.621	1	4	.250	15	19	.789	6	18	24	58	32	9	0	88	3.4
GARNETT	38-38	556	54	115	.470	0	1	.000	14	21	.667	15	135	150	62	70	28	10	122	3.2
PRINCE	77-44	1462	102	229	.445	4	23	.174	13	19	.684	32	115	147	74	62	36	13	221	2.9
PAYNE	52-2	486	53	145	.366	9	32	.281	17	26	.654	20	91	111	29	77	16	11	132	2.5
SMITH	18-0	192	18	32	.563	0	0	---	7	17	.412	12	30	42	6	28	4	1	43	2.4
RUDEŽ	33-0	277	25	62	.403	17	50	.340	8	8	1.000	5	15	20	11	33	3	1	75	2.3
TIMBERWOLVES	82	19880	3095	6668	.464	455	1347	.338	1753	2213	.792	821	2587	3408	1916	1696	656	375	8398	102.4
OPPONENTS	82	19880	3276	6962	.471	742	2089	.355	1394	1842	.757	877	2558	3435	1857	1768	638	427	8688	106.0



2015-16
DAY-BY-DAY

G#	DATE	OPPONENT	WOLVES/OPP	W-L	HIGH POINTS	HIGH REBOUNDS	ATTEND.	G#	DATE	OPPONENT	WOLVES/OPP	W-L	HIGH POINTS	HIGH REBOUNDS	ATTEND.
1	Oct 28	@L.A. Lakers	W 112-111	1-0	Rubio-28	Towns-12	18,997	42	Jan 17	PHOENIX	W 117-87	13-29	Rubio/Wiggins-18	Muhammad/Towns-8	14,330
2	Oct 30	@Denver	W 95-78	2-0	Towns-28	Towns-14	17,660	43	Jan 19	@New Orleans	L 99-114	13-30	Wiggins-21	Towns-13	14,255
3	Nov 2	PORTLAND	L 101-106	2-1	Martin-24	Bjelica/Rubio-9	18,903	44	Jan 20	@Dallas	L 94-106 (OT)	13-31	Towns-27	Towns-17	19,621
4	Nov 5	MIAMI	L 84-96	2-2	Martin/Muhammad-14	Bjelica-7	11,794	45	Jan 23	MEMPHIS	W 106-101	14-31	Muhammad-25	Towns-9	15,608
5	Nov 7	@Chicago	W 102-93 (OT)	3-2	Wiggins-31	Towns-13	21,988	46	Jan 25	@Cleveland	L 107-114	14-32	Towns-26	Towns-11	20,562
6	Nov 9	@Atlanta	W 117-107	4-2	Wiggins-33	Towns-12	12,016	47	Jan 27	OKLAHOMA CITY	L 123-126	14-33	LaVine-35	Towns-13	13,337
7	Nov 10	CHARLOTTE	L 95-104	4-3	LaVine-20	Towns-13	14,722	48	Jan 29	@Utah	L 90-103	14-34	Towns-32	Dieng-15	18,850
8	Nov 12	GOLDEN STATE	L 116-129	4-4	Wiggins-19	Towns-11	16,130	49	Jan 31	@Portland	L 93-96	14-35	Towns-21	Towns-13	19,393
9	Nov 13	@Indiana	L 103-107	4-5	LaVine/Wiggins-26	Towns-9	16,797	50	Feb 2	@L.A. Lakers	L 115-119	14-36	Wiggins-30	Towns-10	18,997
10	Nov 15	MEMPHIS	L 106-114	4-6	LaVine-25	Towns-9	12,086	51	Feb 3	@L.A. Clippers	W 108-102	15-36	Wiggins-31	Towns-12	19,060
11	Nov 17	@Miami	W 103-91	5-6	Wiggins-24	Towns-14	19,600	52	Feb 6	CHICAGO	W 112-105	16-36	Towns-26	Towns-17	17,876
12	Nov 18	@Orlando	L 101-104 (OT)	5-7	Wiggins-28	Rubio/Towns-12	16,048	53	Feb 8	NEW ORLEANS	L 102-116	16-37	Towns-19	Dieng/Towns-12	11,926
13	Nov 20	DETROIT	L 86-96	5-8	Wiggins-21	Martin/Towns-7	13,445	54	Feb 10	TORONTO	W 117-112	17-37	Towns-35	Towns-11	11,171
14	Nov 23	PHILADELPHIA	W 100-95	6-8	Wiggins-32	Garnett-10	11,382	55	Feb 19	@Memphis	L 104-109	17-38	LaVine-22	Towns-15	18,119
15	Nov 25	ATLANTA	W 99-95	7-8	LaVine-18	Dieng-11	14,289	56	Feb 20	NEW YORK	L 95-103	17-39	Towns/Wiggins-24	Towns-8	16,663
16	Nov 27	@Sacramento	W 101-91	8-8	Wiggins-22	Dieng/LaVine/Towns-8	17,317	57	Feb 22	BOSTON	W 124-122	18-39	Towns-28	Towns-13	11,639
17	Nov 29	@L.A. Clippers	L 99-107	8-9	Wiggins-21	Dieng-10	19,060	58	Feb 24	@Toronto	L 105-114	18-40	Wiggins-26	Dieng-8	19,800
18	Dec 1	ORLANDO	L 93- 96	8-10	Wiggins-27	Bjelica/Garnett-8	10,694	59	Feb 27	@New Orleans	W 112-110	19-40	Towns-30	Towns-15	17,338
19	Dec 5	PORTLAND	L 103-109	8-11	Towns-27	Towns-12	16,203	60	Feb 28	@Dallas	L 101-128	19-41	Muhammad-24	Towns-11	20,289
20	Dec 7	L.A. CLIPPERS	L 106-110	8-12	LaVine-21	Muhammad-9	11,467	61	Mar 2	WASHINGTON	L 98-104	19-42	Rubio-22	Towns-15	11,307
21	Dec 9	L.A. LAKERS	W 123-122 (OT)	9-12	Martin-37	Towns-14	18,076	62	Mar 4	@Milwaukee	L 101-116	19-43	Towns-21	Dieng-9	16,366
22	Dec 11	@Denver	L 108-111 (OT)	9-13	Martin/Wiggins-22	Towns-9	12,533	63	Mar 5	BROOKLYN	W 132-118	20-43	Towns-28	Rubio-7	15,987
23	Dec 13	@Phoenix	L 101-108	9-14	LaVine-28	Bjelica/Towns-6	16,919	64	Mar 7	@Charlotte	L 103-108	20-44	Towns-28	Towns-14	15,912
24	Dec 15	DENVER	L 100-112	9-15	Wiggins-23	Dieng-9	11,323	65	Mar 8	SAN ANTONIO	L 91-116	20-45	Wiggins-23	Towns-9	14,093
25	Dec 16	@New York	L 102-107	9-16	Towns-25	Towns-11	19,812	66	Mar 11	@Oklahoma City	W 99-96	21-45	Dieng-25	Towns-12	18,203
26	Dec 18	SACRAMENTO	W 99-95	10-16	Wiggins-32	Dieng-11	12,770	67	Mar 14	@Phoenix	L 104-107	21-46	LaVine-28	Towns-10	17,480
27	Dec 20	@Brooklyn	W 100-85	11-16	Towns-24	Dieng/Towns-10	14,552	68	Mar 16	@Memphis	W 114-108	22-46	LaVine-28	Towns-10	16,588
28	Dec 21	@Boston	L 99-113	11-17	Wiggins-26	Towns-16	18,624	69	Mar 18	@Houston	L 111-116	22-47	Towns-32	Towns-11	18,142
29	Dec 23	SAN ANTONIO	L 83-108	11-18	LaVine-17	Towns-11	16,788	70	Mar 21	GOLDEN STATE	L 104-109	22-48	Wiggins-25	Towns-11	19,452
30	Dec 26	INDIANA	L 88-102	11-19	Towns-24	Towns-8	15,076	71	Mar 23	SACRAMENTO	W 113-104	23-48	Towns-26	Dieng-12	12,151
31	Dec 28	@San Antonio	L 95-101	11-20	Wiggins-18	Towns-12	18,493	72	Mar 25	@Washington	W 132-129 (2OT)	24-48	Towns-27	Towns-10	20,356
32	Dec 30	UTAH	W 94-80	12-20	Towns-25	Towns-10	14,326	73	Mar 26	UTAH	L 84-93	24-49	Rubio-23	Towns-11	14,694
33	Dec 31	@Detroit	L 90-115	12-21	Towns-22	Towns-9	15,475	74	Mar 28	PHOENIX	W 121-116	25-49	Wiggins-32	Towns-10	11,141
34	Jan 2	MILWAUKEE	L 85-95	12-22	Wiggins-19	Towns-10	14,107	75	Mar 30	L.A. CLIPPERS	L 79-99	25-50	Towns-16	Towns-11	12,252
35	Jan 4	@Philadelphia	L 99-109	12-23	Muhammad-20	Dieng-8	14,013	76	Apr 1	@Utah	L 85-98	25-51	Wiggins-24	Towns-11	19,911
36	Jan 6	DENVER	L 74-78	12-24	Towns-14	Towns-14	12,059	77	Apr 3	DALLAS	L 78-88	25-52	Wiggins-30	Towns-21	16,117
37	Jan 8	CLEVELAND	L 99-125	12-25	Wiggins-35	Dieng/Towns-6	16,768	78	Apr 5	@Golden State	W 124-117 (OT)	26-52	Muhammad-35	Towns-12	19,596
38	Jan 10	DALLAS	L 87-93	12-26	Wiggins-21	Rubio/Wiggins-7	14,363	79	Apr 7	@Sacramento	W 105-97	27-52	Bjelica/Dieng/LaVine-18	Dieng-13	17,317
39	Jan 12	OKLAHOMA CITY	L 96-101	12-27	Wiggins-22	Towns-10	14,791	80	Apr 9	@Portland	W 106-105	28-52	Towns-27	Bjelica-10	19,733
40	Jan 13	@Houston	L 104-107	12-28	Wiggins-28	Towns-16	17,115	81	Apr 11	HOUSTON	L 105-129	28-53	Muhammad-23	Bjelica-14	14,983
41	Jan 15	@Oklahoma City	L 93-113	12-29	Wiggins-25	Towns-12	18,203	82	Apr 13	NEW ORLEANS	W 144-109	29-53	Muhammad/Towns-28	Towns-14	14,889



2014-15
RECORD: 16-66



BACK ROW (L-R): Director of Athletic Therapy Mark Kyger, Director of Player Programs/Scout Calvin Booth, Adreian Payne, Justin Hamilton, Gorgui Dieng, Kevin Garnett, Nikola Pekovic, Robbie Hummel, Chase Budinger, Andrew Wiggins

MIDDLE ROW (L-R): Travel Video Coordinator Sam Newman-Beck, Manager of Basketball Technology Brice Long, Assistant Athletic Trainer/Assistant of Sports Performance Dave Crewe, Anthony Bennett, Shabazz Muhammad, Kevin Martin, Gary Neal, Ricky Rubio, Zach LaVine, Lorenzo Brown, Ed Prohofsky, Shooting Coach Mike Penberthy, Director of Sports Performance Koichi Sato, Head Athletic Trainer Gregg Farnam, Orthopedic Surgeon Dr. Diane Dahm, Vice President of Medical Services Sheldon Burns, Director of Security Bob Goedderz

FRONT ROW (L-R): Assistant Coach David Adelman, Assistant Coach Sid Lowe, President Chris Wright, CEO Rob Moor, Owner Glen Taylor, President of Basketball Operations/Head Coach Flip Saunders, General Manager Milt Newton, VP of Basketball Operations Rob Babcock, Assistant Coach Sam Mitchell, Assistant Coach Ryan Saunders

PLAYER	FIELD GOALS				3-POINT FG		FREE THROWS		REBOUNDS				OFF	DEF	TOT	AST	PF	STL	BLK	PTS	AVG
	G/GS	MIN	FG	FGA	PCT	FG	FGA	PCT	FT	FTA	PCT	OFF									
MARTIN	39/36	1302	267	625	.427	75	191	.393	170	193	.881	19	123	142	89	76	33	1	779	20.0	
WIGGINS	82/82	2969	497	1137	.437	39	126	.310	354	466	.760	134	240	374	170	190	86	50	1387	16.9	
YOUNG	48/48	1605	289	641	.451	19	65	.292	88	129	.682	75	170	245	135	115	86	17	685	14.3	
MUHAMMAD	38/13	866	194	397	.489	20	51	.392	104	145	.717	63	91	154	44	49	18	7	512	13.5	
PEKOVIC	31/29	815	139	328	.424	0	0	---	108	129	.837	89	145	234	27	59	19	12	386	12.5	
WILLIAMS	41/19	1149	180	447	.403	59	170	.347	80	94	.851	13	85	98	261	103	30	8	499	12.2	
BREWER	24/16	680	94	225	.418	8	41	.195	55	78	.705	32	62	94	78	62	54	4	251	10.5	
RUBIO	22/22	692	78	219	.356	13	51	.255	57	71	.803	19	106	125	193	59	38	1	226	10.3	
LAVINE	77/40	1902	286	677	.422	57	167	.341	149	177	.842	27	187	214	276	158	54	10	778	10.1	
NEAL (TOT)	54/1	1192	188	503	.374	50	164	.305	117	135	.867	14	115	129	100	88	23	1	543	10.1	
NEAL (MIN)	11/1	262	45	105	.429	11	31	.355	29	33	.879	0	35	35	20	18	7	0	130	11.8	
DIENG	73/49	2193	259	512	.506	1	6	.167	191	244	.783	223	386	609	146	188	71	126	710	9.7	
GARNETT (TOT)	47/47	952	143	306	.467	1	7	.143	36	45	.800	48	263	311	77	109	46	17	323	6.9	
GARNETT (MIN)	5/5	98	18	31	.581	0	1	.000	2	4	.500	2	24	26	8	13	5	4	38	7.6	
BUDINGER	67/4	1286	169	390	.433	52	143	.364	67	81	.827	33	165	198	64	72	44	10	457	6.8	
PAYNE (TOT)	32/22	740	91	220	.414	1	9	.111	30	46	.652	48	114	162	30	88	19	9	213	6.7	
PAYNE (MIN)	29/22	720	89	213	.418	1	8	.125	29	44	.659	47	111	158	30	84	18	9	208	7.2	
KILPATRICK	4/0	72	7	20	.350	4	13	.308	4	4	1.000	1	5	6	4	3	3	0	22	5.5	
HAMILTON (TOT)	41/14	713	85	178	.478	10	31	.323	39	47	.830	57	77	134	36	70	27	30	219	5.3	
HAMILTON (MIN)	17/9	423	58	113	.513	4	12	.333	33	40	.825	33	53	86	24	37	19	25	153	9.0	
BENNETT	57/3	894	125	297	.421	7	23	.304	41	64	.641	52	164	216	48	87	27	16	298	5.2	
ONUJAKU	6/1	68	12	14	.857	0	0	---	3	8	.375	7	14	21	4	6	1	3	27	4.5	
HUMMEL	45/4	742	79	172	.459	16	51	.314	24	29	.828	31	103	134	27	86	16	9	198	4.4	
BROWN	29/7	549	52	122	.426	6	28	.214	12	19	.632	14	56	70	90	49	28	6	122	4.2	
ADRIEN	17/0	215	19	44	.432	0	0	---	22	38	.579	23	54	77	15	30	4	9	60	3.5	
DANIELS	19/0	154	19	59	.322	13	39	.333	2	2	1.000	6	13	19	13	14	3	0	53	2.8	
RADULJICA	5/0	23	3	8	.375	0	0	---	2	2	1.000	2	3	5	0	8	1	0	8	1.6	
ROBINSON	25/0	108	8	24	.333	1	6	.167	12	16	.750	4	10	14	3	5	3	0	29	1.2	
TURIAF	2/0	19	0	0	---	0	0	---	0	0	---	0	1	1	2	0	0	0	0	0.0	
TIMBERWOLVES	82	19805	2986	6820	.438	406	1223	.332	1638	2110	.776	949	2406	3355	1771	1571	668	327	8016	97.8	
OPPONENTS	82	19805	3373	6933	.487	697	1897	.367	1294	1704	.759	953	2619	3572	1933	1751	686	449	8737	106.5	



2014-15
DAY-BY-DAY

G#	DATE	OPPONENT	WOLVES/OPP	W-L	HIGH POINTS	HIGH REBOUNDS	ATTEND.	G#	DATE	OPPONENT	WOLVES/OPP	W-L	HIGH POINTS	HIGH REBOUNDS	ATTEND.
1	Oct 29	@Memphis	L101-105	0-1	Young - 26	Dieng/Pekovic - 8	17,731	42	Jan 23	NEW ORLEANS	L 84- 92	7-35	Young - 15	Dieng - 15	14,978
2	Oct 30	DETROIT	W 97- 91	1-1	Young - 19	Pekovic - 10	18,296	43	Jan 25	@Atlanta	L100-112	7-36	Young - 26	Dieng/Wiggins/Williams - 7	18,049
3	Nov 1	CHICAGO	L105-106	1-2	Martin - 33	Dieng - 8	19,356	44	Jan 26	@Oklahoma City	L 84- 92	7-36	Wiggins - 23	Dieng - 18	18,203
4	Nov 5	@Brooklyn	W 98- 91	2-2	Martin - 24	Young - 12	16,302	45	Jan 28	BOSTON	W110- 98	8-37	Martin - 21	Dieng - 14	11,434
5	Nov 7	@Orlando	L103-112 (OT)	2-3	Martin - 21	Dieng - 10	16,379	46	Jan 30	@Philadelphia	L 94-103	8-38	Martin - 19	Dieng - 10	14,333
6	Nov 8	@Miami	L 92-102	2-4	Pekovic - 19	Pekovic - 11	19,735	47	Jan 31	CLEVELAND	L 90-106	8-39	Wiggins - 33	Pekovic - 12	19,562
7	Nov 12	HOUSTON	L101-113	2-5	Brewer - 18	Pekovic - 13	18,996	48	Feb 2	@Dallas	L 94-100	8-40	Martin - 19	Pekovic - 10	19,989
8	Nov 14	@New Orleans	L 91-139	2-6	Wiggins - 20	Dieng - 9	14,775	49	Feb 4	MIAMI	W102-101	9-40	Martin - 30	Dieng - 9	11,517
9	Nov 15	@Dallas	L117-131	2-7	Martin - 34	Dieng - 8	19,730	50	Feb 6	MEMPHIS	W 90- 89	10-40	Wiggins - 18	Young - 8	14,388
10	Nov 19	NEW YORK	W115- 99	3-7	Martin - 37	Muhammad - 8	15,304	51	Feb 8	@Detroit	W112-101	11-40	Pekovic - 29	Martin - 9	16,075
11	Nov 21	SAN ANTONIO	L 92-121	3-8	Bennett - 20	Dieng - 10	12,414	52	Feb 9	ATLANTA	L105-117	11-41	Martin - 21	Dieng - 12	10,987
12	Nov 22	SACRAMENTO	L101-113	3-9	Wiggins - 29	Dieng - 10	13,191	53	Feb 11	GOLDEN STATE	L 91- 94	11-42	Martin - 21	Pekovic - 13	14,303
13	Nov 26	MILWAUKEE	L 86-103	3-10	Brewer - 19	Dieng/Wiggins - 8	14,710	54	Feb 20	PHOENIX	W111-109	12-42	Martin - 28	Dieng - 12	14,077
14	Nov 28	@L.A. Lakers	W120-119	4-10	LaVine - 28	Brewer/Dieng - 7	18,997	55	Feb 23	@Houston	L102-113	12-43	Wiggins - 30	Dieng - 14	18,240
15	Nov 30	@Portland	L 93-107	4-11	Muhammad - 28	Dieng - 8	18,843	56	Feb 25	WASHINGTON	W 97- 77	13-43	Martin - 28	Pekovic - 13	19,856
16	Dec 1	@L.A. Clipper	L101-127	4-12	Muhammad - 18	Muhammad - 10	19,060	57	Feb 27	@Chicago	L 89- 96	13-44	Martin - 18	Pekovic - 11	21,635
17	Dec 3	PHILADELPHIA	L 77- 85	4-13	Young - 16	Dieng - 16	10,463	58	Feb 28	MEMPHIS	L 97-101	13-45	Wiggins - 25	Dieng - 9	19,356
18	Dec 5	HOUSTON	L112-114 (OT)	4-14	Muhammad - 20	Brewer - 7	12,101	59	Mar 2	L.A. CLIPPERS	L105-110	13-46	Neal - 19	Rubio - 12	18,239
19	Dec 6	@San Antonio	L101-123	4-15	LaVine - 22	Bennett - 10	18,581	60	Mar 4	DENVER	L 85-100	13-47	Wiggins - 20	Dieng - 10	13,848
20	Dec 8	GOLDEN STATE	L 86-102	4-16	Wiggins - 21	Dieng - 11	10,296	61	Mar 7	PORTLAND	W121-113	14-47	Martin - 29	Pekovic/Rubio - 8	19,356
21	Dec 10	PORTLAND	W 90- 82	5-16	Wiggins - 23	Adrien - 11	10,337	62	Mar 9	@L.A. Clipper	L 76- 89	14-48	Payne - 16	Payne - 15	19,060
22	Dec 12	OKLAHOMA CITY	L 92-111	5-17	Muhammad/Wiggins - 18	Dieng - 9	13,557	63	Mar 11	@Phoenix	L 97-106	14-49	Martin - 16	Dieng - 7	17,367
23	Dec 14	L.A. LAKERS	L 94-100	5-18	Muhammad - 28	Dieng/Muhammad - 9	15,008	64	Mar 13	@Oklahoma City	L 99-113	14-50	Dieng - 21	Dieng - 14	18,203
24	Dec 16	@Washington	L 95-109	5-19	Young - 29	Dieng - 12	15,823	65	Mar 15	@San Antonio	L 97-123	14-51	Martin - 19	Hamilton - 10	18,581
25	Dec 19	@Boston	L 98-114	5-20	Muhammad - 26	Adrien/Bennett - 7	17,042	66	Mar 16	BROOKLYN	L106-122	14-52	Martin - 23	Hamilton/Wiggins - 6	14,234
26	Dec 21	INDIANA	L 96-100	5-21	Williams - 24	Wiggins - 9	12,687	67	Mar 18	@Toronto	L100-105	14-53	Martin - 37	Budinger/Rubio - 8	19,800
27	Dec 23	@Cleveland	L104-125	5-22	Wiggins - 27	Dieng - 11	20,562	68	Mar 19	@New York	W 95- 92 (OT)	15-53	Martin - 22	Dieng - 11	19,812
28	Dec 26	@Denver	L102-106	5-23	Young - 23	Dieng - 12	14,516	69	Mar 22	CHARLOTTE	L 98-109	15-54	Dieng - 16	Payne - 9	15,262
29	Dec 27	@Golden State	L 97-110	5-24	Young - 17	Muhammad - 9	19,596	70	Mar 23	@Utah	W106-104 (OT)	16-54	LaVine - 27	Payne - 9	19,911
30	Dec 30	@Utah	L 94-100	5-25	Muhammad - 30	Muhammad - 7	18,947	71	Mar 25	L.A. LAKERS	L 99-101 (OT)	16-55	Wiggins - 27	Brown - 9	13,438
31	Jan 1	SACRAMENTO	L107-110	5-26	Wiggins - 27	Dieng - 10	13,337	72	Mar 27	@Houston	L110-120	16-56	Wiggins - 31	Dieng - 12	18,322
32	Jan 3	UTAH	L 89-101	5-27	Wiggins/Williams - 30	Adrien - 8	13,702	73	Mar 29	@New Orleans	L 88-110	16-57	Wiggins - 20	Payne - 11	17,576
33	Jan 5	DENVER	L101-110	5-28	Dieng - 22	Dieng - 12	10,386	74	Mar 30	UTAH	L 84-104	16-58	LaVine - 21	Budinger/Hummel - 7	12,229
34	Jan 7	PHOENIX	L111-113	5-29	Wiggins - 25	Bennett - 10	10,547	75	Apr 1	TORONTO	L 99-113	16-59	Wiggins - 25	LaVine - 7	12,699
35	Jan 9	@Milwaukee	L 84- 98	5-30	Wiggins - 20	Bennett - 8	15,480	76	Apr 3	ORLANDO	L 84- 97	16-60	Wiggins - 22	Hamilton - 9	18,334
36	Jan 10	SAN ANTONIO	L 93-108	5-31	LaVine - 19	Dieng - 12	17,871	77	Apr 7	@Sacramento	L111-116	16-61	Martin - 37	Wiggins - 8	16,770
37	Jan 13	@Indiana	W110-101	6-31	Williams - 52	Dieng - 10	16,781	78	Apr 8	@Portland	L 91-116	16-62	Wiggins - 29	Hamilton - 9	19,499
38	Jan 16	@Phoenix	L 99-110	6-32	Williams - 26	Young - 8	17,441	79	Apr 10	@L.A. Lakers	L 98-106	16-63	Wiggins - 29	Wiggins - 10	17,880
39	Jan 17	@Denver	W113-105	7-32	Wiggins - 31	Hummel - 13	14,821	80	Apr 11	@Golden State	L101-110	16-64	LaVine - 37	Hamilton - 10	19,596
40	Jan 19	@Charlotte	L 80-105	7-33	Young - 18	Dieng - 10	17,989	81	Apr 13	NEW ORLEANS	L 88-100	16-65	LaVine - 24	Hummel - 10	13,009
41	Jan 21	DALLAS	L 75- 98	7-34	Wiggins - 18	Young - 11	13,737	82	Apr 15	OKLAHOMA CITY	L113-138	16-66	Martin - 29	Bennett - 9	18,250



2013-14
RECORD: 40-42



BACK ROW (L-R): Player Development Coach Bobby Jackson, Assistant Coach T.R. Dunn, Kevin Love, Ronny Turiaf, Nikola Pekovic, Gorgui Dieng, Assistant Coach Jack Sikma, Assistant Coach Terry Porter

MIDDLE ROW (L-R): Video Coordinator Adam Johansen, Director of Athletic Therapy Mark Kyger, Physical Therapist Andre Deloya, Assistant Athletic Trainer/Assistant of Sports Performance Dave Crewe, Robbie Hummel, Luc Richard Mbah a Moute, Corey Brewer, Chase Budinger, Dante Cunningham, Assistant Coach David Adelman, Director of Sports Performance Koichi Sato, Head Athletic Trainer Gregg Farnam, Orthopedic Surgeon Dr. David Fischer, Vice President of Medical Services Sheldon Burns

FRONT ROW (L-R): Othys Jeffers, Kevin Martin, Ricky Rubio, Head Coach Rick Adelman, Alexey Shved, Shabazz Muhammad, J.J. Barea

PLAYER	G/GS	MIN	FIELD GOALS			3-POINT FG			FREE THROWS			REBOUNDS			OFF	DEF	TOT	AST	PF	STL	BLK	PTS	AVG
			FG	FGA	PCT	FG	FGA	PCT	FT	FTA	PCT												
LOVE	77/77	2797	650	1421	.457	190	505	.376	520	633	.821	224	739	963	341	136	59	35	2010	26.1			
MARTIN	68/68	2177	440	1023	.430	115	297	.387	303	340	.891	34	169	203	121	123	66	6	1298	19.1			
PEKOVIC	54/54	1663	379	701	.541	0	0	---	186	249	.747	206	262	468	50	129	30	23	944	17.5			
BREWER	81/81	2609	388	807	.481	59	211	.280	163	227	.718	63	144	207	135	210	151	30	998	12.3			
RUBIO	82/82	2638	255	670	.381	44	133	.331	227	283	.802	61	281	342	704	218	191	11	781	9.5			
BAREA	79/1	1471	254	656	.387	73	231	.316	79	100	.790	16	138	154	303	129	26	0	660	8.4			
BUDINGER	41/8	751	100	254	.394	42	120	.350	32	39	.821	19	84	103	31	58	19	2	274	6.7			
CUNNINGHAM	81/7	1635	236	509	.464	0	5	.000	38	67	.567	112	218	330	83	146	62	58	510	6.3			
WILLIAMS	11/0	162	19	54	.352	2	15	.133	14	16	.875	3	23	26	1	9	4	4	54	4.9			
TURIAF	31/10	606	64	107	.598	0	0	---	21	50	.420	55	119	174	24	65	8	50	149	4.8			
DIENG	60/15	818	113	227	.498	1	1	1.000	59	93	.634	103	197	300	39	108	30	50	286	4.8			
SHVED	63/0	664	76	237	.321	30	102	.294	68	90	.756	21	60	81	68	36	26	16	250	4.0			
MUHAMMAD	37/0	290	57	124	.460	3	11	.273	26	40	.650	24	29	53	6	24	8	1	143	3.9			
MBAH A MOUTÉ (TOT)	64/7	1003	87	193	.451	4	17	.235	46	67	.687	56	90	146	36	68	30	14	224	3.5			
MBAH A MOUTÉ (MIN)	55/2	807	72	161	.447	3	14	.214	37	54	.685	47	72	119	21	50	21	9	184	3.3			
HUMMEL	53/5	655	67	177	.379	32	89	.360	15	16	.938	35	97	132	23	57	16	2	181	3.4			
PRICE	28/0	99	19	46	.413	6	22	.273	0	2	.000	1	9	10	13	5	1	0	44	1.6			
JEFFERS (TOT)	6/1	47	3	6	.500	0	2	.000	3	4	.750	1	8	9	1	3	0	0	9	1.5			
JEFFERS (MIN)	2/0	13	0	1	.000	0	1	.000	2	2	1.000	0	3	3	0	1	0	0	2	1.0			
TIMBERWOLVES	82	19855	3189	7175	.444	600	1757	.341	1790	2301	.778	1024	2644	3668	1963	1504	718	297	8768	106.9			
OPPONENTS	82	19855	3321	7048	.471	663	1820	.364	1244	1645	.756	908	2717	3625	1875	1936	644	457	8549	104.3			



2013-14
DAY-BY-DAY

G#	DATE	OPPONENT	WOLVES/OPP	RECORD	HIGH POINTS	HIGH REBOUNDS	ATTEND.
1	Oct 30	ORLANDO	W120-115 (OT)	1-0	Love - 31	Love - 17	17,988
2	Nov 1	OKLAHOMA CITY	W100- 81	2-0	Love - 24	Love - 12	17,433
3	Nov 3	@ New York	W109-100	3-0	Love - 34	Love - 15	19,812
4	Nov 4	@ Cleveland	L 92- 93	3-1	Martin - 23	Love - 13	17,892
5	Nov 6	GOLDEN STATE	L 93-106	3-2	Love - 25	Love - 16	15,559
6	Nov 8	DALLAS	W116-108	4-2	Love/Martin - 32	Love - 15	13,677
7	Nov 10	@ L.A. Lakers	W113- 90	5-2	Martin - 27	Love - 13	18,997
8	Nov 11	@ L.A. Clippers	L107-109	5-3	Martin - 30	Love - 19	19,060
9	Nov 13	CLEVELAND	W124- 95	6-3	Love - 33	Love - 8	14,978
10	Nov 15	@ Denver	L113-117	6-4	Love - 28	Love - 10	17,142
11	Nov 16	BOSTON	W106- 88	7-4	Love - 23	Love/Pekovic - 12	15,111
12	Nov 19	@ Washington	L100-104	7-5	Love - 25	Love - 11	14,804
13	Nov 20	L.A. CLIPPERS	L 98-102	7-6	Martin - 28	Love - 12	13,101
14	Nov 22	BROOKLYN	W111- 81	8-6	Love/Martin - 17	Love - 16	15,551
15	Nov 23	@ Houston	L101-112	8-7	Love - 27	Love - 15	18,196
16	Nov 25	@ Indiana	L 84- 98	8-8	Love/Pekovic - 20	Love - 17	16,426
17	Nov 27	DENVER	L110-117	8-9	Martin - 29	Love - 15	14,244
18	Nov 30	@ Dallas	W112-106	9-9	Martin - 27	Love - 11	20,173
19	Dec 1	@ Oklahoma City	L103-113	9-10	Martin - 24	Love - 12	18,203
20	Dec 7	MIAMI	L 82-103	9-11	Martin - 19	Pekovic - 12	19,888
21	Dec 10	@ Detroit	W121- 94	10-11	Love - 26	Love - 16	11,251
22	Dec 11	PHILADELPHIA	W106- 99	11-11	Love - 26	Love - 15	13,450
23	Dec 13	@ San Antonio	L110-117	11-12	Love - 42	Love - 14	18,581
24	Dec 15	@ Memphis	W101- 93	12-12	Love - 30	Brewer - 12	15,417
25	Dec 16	@ Boston	L 97-101	12-13	Love - 27	Love - 14	17,071
26	Dec 18	PORTLAND	W120-109	13-13	Pekovic - 30	Love - 15	13,776
27	Dec 20	@ L.A. Lakers	L 91-104	13-14	Love - 25	Love/Pekovic - 13	18,997
28	Dec 22	@ L.A. Clippers	L116-120 (OT)	13-15	Love - 45	Love - 19	19,304
29	Dec 27	WASHINGTON	W120- 98	14-15	Love - 25	Love - 11	16,473
30	Dec 28	@ Milwaukee	W117- 95	15-15	Love - 33	Love - 15	14,971
31	Dec 30	DALLAS	L 98-100	15-16	Love - 36	Love - 11	16,111
32	Jan 1	NEW ORLEANS	W124-112	16-16	Pekovic - 22	Rubio - 8	14,002
33	Jan 4	OKLAHOMA CITY	L111-115	16-17	Pekovic - 31	Love - 14	18,065
34	Jan 6	@ Philadelphia	W126- 95	17-17	Love - 26	Pekovic - 14	10,736
35	Jan 8	PHOENIX	L103-104	17-18	Martin - 20	Love/Pekovic - 12	12,202
36	Jan 10	CHARLOTTE	W119- 92	18-18	Pekovic - 26	Love - 14	13,767
37	Jan 12	@ San Antonio	L 86-104	18-19	Pekovic - 22	Love - 7	18,098
38	Jan 15	SACRAMENTO	L108-111	18-20	Love - 27	Love - 11	12,399
39	Jan 17	@ Toronto	L 89- 94	18-21	Martin - 18	Love - 12	19,800
40	Jan 18	UTAH	W 98- 72	19-21	Pekovic - 27	Pekovic - 14	17,111
41	Jan 21	@ Utah	W112- 97	20-21	Brewer/Love - 19	Love - 13	16,387

G#	DATE	OPPONENT	WOLVES/OPP	RECORD	HIGH POINTS	HIGH REBOUNDS	ATTEND.
42	Jan 24	@ Golden State	W121-120	21-21	Love/Martin - 26	Love/Pekovic - 14	19,596
43	Jan 25	@ Portland	L104-115	21-22	Martin - 30	Love - 13	20,006
44	Jan 27	@ Chicago	W 95- 86	22-22	Love - 31	Love - 8	21,637
45	Jan 29	NEW ORLEANS	W 88- 77	23-22	Love - 30	Love - 14	11,702
46	Jan 31	MEMPHIS	L 90- 94	23-23	Love - 28	Love - 16	17,429
47	Feb 1	@ Atlanta	L113-120	23-24	Love - 43	Love - 19	13,018
48	Feb 4	L.A. LAKERS	W109- 99	24-24	Martin - 32	Love - 17	12,559
49	Feb 5	@ Oklahoma City	L 97-106	24-25	Rubio - 19	Cunningham/Rubio - 8	18,203
50	Feb 7	@ New Orleans	L 91- 98	24-26	Love - 26	Love - 19	16,541
51	Feb 8	PORTLAND	L110-117	24-27	Brewer - 26	Turiaf - 13	17,506
52	Feb 10	HOUSTON	L 89-106	24-28	Love - 31	Love/Turiaf - 10	12,002
53	Feb 12	DENVER	W117- 90	25-28	Love - 32	Love/Turiaf - 11	12,139
54	Feb 19	INDIANA	W104- 91	26-28	Love - 42	Love - 16	15,109
55	Feb 22	@ Utah	W121-104	27-28	Love - 37	Love - 12	19,323
56	Feb 23	@ Portland	L 97-108	27-29	Love - 31	Love - 10	19,458
57	Feb 25	@ Phoenix	W110-101	28-29	Love - 33	Love - 13	16,273
58	Mar 1	@ Sacramento	W108- 97	29-29	Martin - 26	Love - 10	17,085
59	Mar 3	@ Denver	W132-128	30-29	Love - 33	Love - 19	15,240
60	Mar 5	NEW YORK	L106-118	30-30	Love - 19	Love - 8	14,294
61	Mar 7	DETROIT	W114-101	31-30	Love - 28	Love - 14	16,242
62	Mar 9	TORONTO	L104-111	31-31	Love - 26	Love/Pekovic - 11	13,116
63	Mar 11	MILWAUKEE	W112-101	32-31	Love - 27	Love - 10	12,473
64	Mar 14	@ Charlotte	L 93-105	32-32	Martin - 19	Love - 6	16,983
65	Mar 16	SACRAMENTO	W104-102	33-32	Martin - 31	Dieng - 11	13,171
66	Mar 19	@ Dallas	W123-122 (OT)	34-32	Love - 35	Dieng - 11	20,100
67	Mar 20	@ Houston	L106-129	34-33	Love - 29	Dieng - 21	18,315
68	Mar 23	PHOENIX	L120-127	34-34	Love - 36	Love - 14	17,866
69	Mar 24	@ Memphis	L 92-109	34-35	Love - 16	Dieng - 17	17,784
70	Mar 26	ATLANTA	W107- 83	35-35	Brewer/Martin - 18	Dieng - 15	11,632
71	Mar 28	L.A. LAKERS	W143-107	36-35	Pekovic - 26	Love - 10	16,442
72	Mar 30	@ Brooklyn	L 99-114	36-36	Brewer/Martin - 21	Dieng - 11	17,732
73	Mar 31	L.A. CLIPPERS	L104-114	36-37	Love - 20	Love - 13	12,172
74	Apr 2	MEMPHIS	W102- 88	37-37	Love - 24	Love - 16	12,009
75	Apr 4	@ Miami	W122-121 (2OT)	38-37	Love - 28	Love - 11	19,661
76	Apr 5	@ Orlando	L 92-100	38-38	Rubio - 18	Dieng - 8	16,992
77	Apr 8	SAN ANTONIO	W110- 91	39-38	Rubio - 23	Dieng - 15	10,117
78	Apr 9	CHICAGO	L 87-102	39-39	Love - 17	Love - 10	13,447
79	Apr 11	HOUSTON	W112-110	40-39	Brewer - 51	Dieng - 20	16,689
80	Apr 13	@ Sacramento	L103-106	40-40	Love - 43	Dieng - 14	16,965
81	Apr 14	@ Golden State	L120-130	40-41	Love - 40	Love - 14	19,596
82	Apr 16	UTAH	L130-136 (2OT)	40-42	Martin - 36	Love - 10	14,155



2012-13
RECORD: 31-51



BACK ROW (L-R): Head Athletic Trainer Gregg Farnam, Strength and Conditioning Coach Keke Lyles, Physical Therapist Andre DeLoya, Nikola Pekovic, Kevin Love, Greg Stiemsma, Derrick Williams, Assistant Coach Jack Sikma, Assistant Coach Terry Porter, Assistant Coach T.R. Dunn

MIDDLE ROW (L-R): Assistant Video Coordinator Sam Newman-Beck, Video Coordinator Adam Johansen, Assistant Athletic Trainer/Assistant Strength and Conditioning Coach Dave Crewe, Player Development Coach Shawn Respert, Alexey Shved, Ricky Rubio, J.J. Barea, Luke Ridnour, Player Development Coach David Adelman, Assistant Coach Bill Bayno, Physical Therapist/Assistant Athletic Trainer Andrew Tai, Vice President of Medical Services Sheldon Burns

FRONT ROW (L-R): President of Basketball Operations David Kahn, Head Coach Rick Adelman, Brandon Roy, Dante Cunningham, Chris Johnson, Owner Glen Taylor, Andrei Kirilenko, Chase Budinger, Mickael Gelabale, Chief Operating Office Rob Moor, Team President Chris Wright

PLAYER	G/GS	MIN	FIELD GOALS			3-POINT FG			FREE THROWS			REBOUNDS			AST	PF	STL	BLK	PTS	AVG
			FG	FGA	PCT	FG	FGA	PCT	FT	FTA	PCT	OFF	DEF	TOT						
LOVE	16/18	618	105	298	.3352	20	92	.217	100	142	.704	64	188	252	42	34	13	9	330	18.3
PEKOVIC	62/62	1959	385	741	.520	0	0	---	241	324	.744	230	315	545	53	143	43	50	1011	16.3
KIRILENKO	64/64	2034	284	560	.507	35	120	.292	188	250	.752	102	260	362	177	82	96	62	791	12.4
WILLIAMS	78/56	1916	338	786	.430	65	196	.332	192	272	.706	96	334	430	46	127	44	37	933	12.0
RIDNOUR	82/82	2474	367	811	.453	66	212	.311	139	164	.848	41	165	206	311	187	82	15	939	11.5
BAREA	74/2	1713	316	758	.417	97	280	.346	105	134	.784	34	173	207	294	131	32	0	834	11.3
RUBIO	57/47	1691	185	514	.360	27	92	.293	211	264	.7999	44	185	229	418	143	137	5	608	10.7
BUDINGER	23/1	508	79	191	.414	26	81	.321	32	42	.762	15	56	71	25	29	14	7	216	9.4
CUNNINGHAM	80/9	2010	314	671	.468	0	6	.000	67	103	.650	142	266	408	67	153	84	38	695	8.7
SHVED	77/16	1840	236	635	.372	85	288	.295	108	150	.720	41	134	175	286	117	54	27	665	8.6
HOWARD	11/4	207	31	77	.403	5	16	.313	7	12	.583	9	27	36	4	18	10	3	74	6.7
ROY	5/5	122	11	35	.314	0	9	.000	7	10	.700	3	11	14	23	5	3	0	29	5.8
GELABALE	36/13	644	72	139	.518	16	52	.308	21	24	.875	32	67	99	26	47	16	4	181	5.0
LEE	16/12	289	29	76	.382	8	24	.333	12	20	.600	15	24	39	20	30	12	6	78	4.9
STIEMSMA	76/19	1209	127	278	.457	0	0	---	53	69	.768	61	200	261	30	184	44	90	307	4.0
JOHNSON	30/0	284	48	75	.640	0	0	---	21	34	.618	20	40	60	8	49	7	28	117	3.9
HAYWARD	4/0	31	2	10	.200	0	4	.000	6	6	1.000	0	4	4	3	3	2	0	10	2.5
ANUNDSON	20/0	161	14	38	.368	0	0	---	4	20	.200	23	24	47	3	26	7	6	32	1.6
CONROY	4/0	20	0	9	.3000	0	3	.000	1	2	.500	1	0	1	0	1	0	0	1	0.3
TIMBERWOLVES	82	19730	2943	6702	.439	450	1475	.305	1515	2042	.742	973	2473	3446	1836	1509	700	387	7851	95.7
OPPONENTS	82	19730	3113	6657	.468	576	1559	.369	1243	1652	.752	871	2583	3454	1832	1847	661	481	8045	98.1



2012-13
DAY-BY-DAY

G#	DATE	OPPONENT	WOLVES/OPP	RECORD	HIGH POINTS	HIGH REBOUNDS	ATTEND.	G#	DATE	OPPONENT	WOLVES/OPP	RECORD	HIGH POINTS	HIGH REBOUNDS	ATTEND.
1	Nov 2	SACRAMENTO	W 92- 80	1-0	Barea - 21	Cunningham - 9	19,356	42	Jan 30	L.A. CLIPPERS	L 90- 96	17-25	Pekovic - 17	Pekovic - 12	15,312
2	Nov 4	@Toronto	L 86-105	1-1	Kirilenko - 17	Williams - 8	16,754	43	Feb 1	L.A. LAKERS	L100-111	17-26	Shved - 18	Pekovic/Williams - 9	18,547
3	Nov 5	@Brooklyn	W 107- 96	2-1	Pekovic - 21	Cunningham - 11	14,017	44	Feb 2	NEW ORLEANS	W115- 86	18-26	Cunningham - 18	Pekovic - 7	16,289
4	Nov 7	ORLANDO	W 90- 75	3-1	Ridnour - 19	Williams - 6	17,121	45	Feb 4	PORTLAND	L 98-100	18-27	Cunningham - 23	Pekovic - 11	13,446
5	Nov 9	INDIANA	W 96- 94	4-1	Budinger - 18	Pekovic - 8	18,222	46	Feb 6	SAN ANTONIO	L 94-104	18-28	Pekovic - 21	Williams - 12	15,224
6	Nov 10	@Chicago	L 80- 87	4-2	Pekovic - 18	Kirilenko - 12	21,974	47	Feb 8	NEW YORK	L 94-100	18-29	Ridnour - 20	Pekovic - 11	16,542
7	Nov 12	@Dallas	W 90- 82	5-2	Pekovic - 20	Kirilenko - 11	19,322	48	Feb 10	@Memphis	L 88-105	18-30	Ridnour/Rubio - 17	Pekovic/Williams - 6	16,023
8	Nov 14	CHARLOTTE	L 87- 89	5-3	Kirilenko - 26	Kirilenko - 12	13,272	49	Feb 11	@Cleveland	W100- 92	19-30	Ridnour - 21	Pekovic - 10	11,556
9	Nov 16	GOLDEN STATE	L 98-106	5-4	Williams - 23	Williams - 7	16,013	50	Feb 13	UTAH	L 93- 97	19-31	Williams - 24	Williams - 16	13,117
10	Nov 21	DENVER	L 94-101	5-5	Love - 34	Love - 14	16,879	51	Feb 20	PHILADELPHIA	W 94- 87	20-31	Pekovic - 27	Pekovic - 18	14,439
11	Nov 23	@Portland	L 95-103	5-6	Love - 24	Love - 13	20,555	52	Feb 22	@Oklahoma Cit	L111-127	20-32	Shved - 17	Stiemsma - 6	18,203
12	Nov 24	@Golden State	L 85- 96	5-7	Pekovic - 17	Love - 15	19,084	53	Feb 24	GOLDEN STATE	L 99-100	20-33	Williams - 23	Williams - 12	18,033
13	Nov 27	@Sacramento	W 97- 89	6-7	Love - 23	Love - 24	10,741	54	Feb 26	@Phoenix	L 83- 84 (OT)	20-34	Williams - 21	Pekovic/Williams - 12	14,973
14	Nov 28	@L.A. Clippers	L 95-101	6-8	Love - 19	Love - 12	19,060	55	Feb 28	@L.A. Lakers	L 94-116	20-35	Barea - 20	Rubio/Williams - 8	18,997
15	Nov 30	MILWAUKEE	W 95- 85	7-8	Ridnour/Shved - 16	Pekovic - 16	16,418	56	Mar 2	@Portland	L 94-109	20-36	Williams - 23	Rubio - 9	20,390
16	Dec 4	@Philadelphia	W105- 88	8-8	Shved - 17	Howard/Love - 10	13,986	57	Mar 4	MIAMI	L 81- 97	20-37	Williams - 25	Cunningham - 11	18,391
17	Dec 5	@Boston	L 94-104	8-9	Love - 19	Love - 13	18,624	58	Mar 6	WASHINGTON	W 87- 82	21-37	Williams - 16	Williams - 8	13,233
18	Dec 7	CLEVELAND	W 91- 73	9-9	Love - 36	Love - 13	16,623	59	Mar 9	@Denver	L 88-111	21-38	Gelabale - 19	Johnson - 8	18,823
19	Dec 12	DENVER	W108-105	10-9	Pekovic - 22	Love - 14	16,444	60	Mar 10	DALLAS	L 77-100	21-39	Williams - 18	Williams - 9	15,209
20	Dec 14	@New Orleans	W113-102	11-9	Pekovic - 31	Kirilenko - 11	14,671	61	Mar 12	SAN ANTONIO	W107- 83	22-39	Rubio - 21	Rubio - 13	14,219
21	Dec 15	DALLAS	W114-106 (OT)	12-9	Pekovic - 21	Kirilenko - 10	18,173	62	Mar 13	@Indiana	L 91-107	22-40	Rubio - 21	Stiemsma - 9	14,187
22	Dec 17	@Orlando	L 93-102	12-10	Love - 23	Love - 15	16,992	63	Mar 15	@Houston	L100-108	22-41	Williams/Barea - 19	Gelabale/Rubio - 7	18,046
23	Dec 18	@Miami	L 92-103	12-11	Kirilenko - 22	Love - 18	19,862	64	Mar 17	NEW ORLEANS	W 97- 95	23-41	Williams - 28	Williams - 7	14,246
24	Dec 20	OKLAHOMA CITY	W 99- 93	13-11	Love - 28	Love - 11	17,114	65	Mar 18	@Memphis	L 77- 92	23-42	Shved - 12	Gelabale/Cunningham	16,378
25	Dec 23	@New York	L 91- 94	13-12	Pekovic - 21	Pekovic - 17	19,033							Stiemsma - 7	
26	Dec 26	HOUSTON	L 84- 87	13-13	Barea - 18	Love - 12	20,340	66	Mar 21	@Sacramento	L 98-101	23-43	Pekovic - 18	Pekovic - 12	12,176
27	Dec 29	PHOENIX	W111-107	14-13	Pekovic - 28	Love - 18	19,356	67	Mar 22	@Phoenix	W117- 86	24-43	Kirilenko - 20	Stiemsma - 10	16,155
28	Jan 2	@Utah	L 84-106	14-14	Love/Shved - 13	Love - 10	19,120	68	Mar 24	CHICAGO	L 97-104	24-44	Williams - 28	Pekovic - 8	17,330
29	Jan 3	@Denver	W101- 97	15-14	Barea/Shved - 17	Love - 17	16,921	69	Mar 26	@Detroit	W105- 82	25-44	Barea - 21	Pekovic - 11	16,877
30	Jan 5	PORTLAND	L 97-102	15-15	Pekovic - 21	Pekovic - 15	16,220	70	Mar 27	L.A. LAKERS	L117-120	25-45	Pekovic - 19	Pekovic - 16	18,029
31	Jan 8	ATLANTA	W108-103	16-15	Pekovic - 25	Pekovic - 18	15,988	71	Mar 29	OKLAHOMA CITY	W101- 93	26-45	Pekovic - 22	Pekovic - 15	18,121
32	Jan 9	@Oklahoma Cit	L 84-106	16-16	Shved - 18	Williams - 11	18,203	72	Mar 30	MEMPHIS	L 86- 99	26-46	Rubio - 23	Rubio - 10	13,680
33	Jan 11	@New Orleans	L 92-104	16-17	Ridnour - 20	Cunningham - 9	13,538	73	Apr 1	BOSTON	W110-100	27-46	Pekovic - 29	Kirilenko - 9	14,546
34	Jan 13	@San Antonio	L 88-106	16-18	Barea - 15	Kirilenko - 11	18,144	74	Apr 3	@Milwaukee	W107- 98	28-46	Pekovic - 27	Pekovic/Cunningham - 8	15,386
35	Jan 14	@Dallas	L 98-113	16-19	Barea - 21	Pekovic - 12	19,486	75	Apr 5	TORONTO	L 93- 95	28-47	Pekovic - 24	Pekovic - 8	16,681
36	Jan 17	L.A. CLIPPERS	L 77- 90	16-20	Ridnour - 21	Pekovic - 9	16,198	76	Apr 6	DETROIT	W107-101	29-47	Pekovic/Barea - 20	Pekovic - 13	15,311
37	Jan 19	HOUSTON	W 92- 79	17-20	Kirilenko - 21	Kirilenko - 11	16,799	77	Apr 9	@Golden State	L 89-105	29-48	Budinger - 17	Stiemsma - 9	19,596
38	Jan 21	@Atlanta	L 96-104	17-21	Williams - 17	Kirilenko - 6	13,808	78	Apr 10	@L.A. Clipper	L 95-111	29-49	Pekovic - 20	Williams - 10	19,060
39	Jan 23	BROOKLYN	L 83- 91	17-22	Kirilenko - 15	Kirilenko/Johnson/ Williams - 6	15,785	79	Apr 12	@Utah	L100-107	29-50	Barea - 23	Stiemsma - 7	19,609
						Williams - 6		80	Apr 13	PHOENIX	W105- 93	30-50	Rubio - 24	Cunningham - 8	16,701
40	Jan 25	@Washington	L101-114	17-23	Williams - 18	Williams - 11	14,095	81	Apr 15	UTAH	L 80- 96	30-51	Williams - 18	Stiemsma - 8	17,009
41	Jan 26	@Charlotte	L101-102	17-24	Ridnour - 22	Ridnour/Stiemsma - 7	15,397	82	Apr 17	@San Antonio	W108- 95	31-51	Williams - 21	Stiemsma - 9	18,581



2011-12

RECORD: 26-40



BACK ROW (L-R): Player Development Coach Shawn Respert, Michael Beasley, Kevin Love, Nikola Pekovic, Darko Milicic, Brad Miller, Anthony Randolph, Assistant Coach Jack Sikma

MIDDLE ROW (L-R): Video Coordinator Adam Johansen, Head Athletic Trainer Gregg Farnam, Strength and Conditioning Coach Keke Lyles, J.J. Barea, Ricky Rubio, Wayne Ellington, Player Development Coach David Adelman, Assistant Coach Terry Porter, Physical Therapist/Assistant Athletic Trainer Andrew Tai, Assistant Coach T.R. Dunn, Assistant Coach Bill Bayno

FRONT ROW (L-R): President of Basketball Operations David Kahn, Wes Johnson, Malcolm Lee, Derrick Williams, Head Coach Rick Adelman, Luke Ridnour, Anthony Tolliver, Martell Webster

PLAYER	FIELD GOALS				3-POINT FG		FREE THROWS		REBOUNDS				OFF	DEF	TOT	AST	PF	STL	BLK	PTS	AVG
	G/GS	MIN	FG	FGA	PCT	FG	FGA	PCT	FT	FTA	PCT	REB									
LOVE	55/55	2145	474	1059	.448	105	252	.372	379	460	.824	226	508	734	111	152	47	28	1432	26.0	
PEKOVIC	47/35	1264	256	454	.564	0	0	---	139	187	.743	181	165	346	31	98	29	31	651	13.9	
RIDNOUR	53/53	1750	242	550	.440	49	152	.322	106	119	.891	19	122	141	252	136	56	16	639	12.1	
BEASLEY	47/77	1087	221	497	.445	38	101	.376	61	95	.642	39	168	207	45	83	18	19	541	11.5	
BAREA	41/11	1032	167	418	.400	53	143	.371	76	98	.776	14	100	114	232	61	21	0	463	11.3	
RUBIO	41/31	1404	139	389	.357	32	94	.340	126	157	.803	21	150	171	336	97	91	8	436	10.6	
WILLIAMS	66/15	1418	205	498	.412	37	138	.268	136	195	.697	77	234	311	38	95	30	31	583	8.8	
RANDOLPH	34/5	517	94	200	.470	0	1	.000	64	84	.762	42	81	123	19	56	13	35	252	7.4	
WEBSTER	47/26	1140	115	272	.423	37	109	.339	57	72	.792	42	126	168	40	86	31	17	324	6.9	
ELLINGTON	51/4	973	122	302	.404	35	108	.324	32	40	.800	14	85	99	33	56	26	10	311	6.1	
JOHNSON	65/64	1469	158	397	.398	53	169	.314	24	34	.706	24	153	177	59	115	35	48	393	6.0	
MILICIC	29/23	472	59	130	.454	0	0	---	16	37	.432	35	62	97	17	59	9	25	134	4.6	
TOLLIVER	51/0	882	71	782	.390	25	101	.248	41	55	.745	50	103	153	22	86	18	19	208	4.1	
LEE	19/0	243	23	59	.390	2	10	.200	14	17	.824	9	17	26	31	22	8	4	62	3.3	
MILLER	15/1	146	9	27	.333	7	15	.467	10	12	.833	4	15	19	24	10	4	2	35	2.3	
TIMBERWOLVES	66	15940	2355	5434	.433	473	1423	.332	1281	1662	.771	797	2089	2886	1290	1212	436	293	6464	97.9	
OPPONENTS	66	15940	2572	5656	.455	406	1195	.340	1059	1402	.755	771	2096	2867	1422	1435	549	377	6609	100.1	



2011-12
DAY-BY-DAY

G#	DATE	OPPONENT	WOLVES/OPP	RECORD	HIGH POINTS	HIGH REBOUNDS	ATTEND.	G#	DATE	OPPONENT	WOLVES/OPP	RECORD	HIGH POINTS	HIGH REBOUNDS	ATTEND.
1	12/26	OKLAHOMA CITY	L 100-104	0-1	Beasley - 24	Love - 12	19,406	34	2/22	UTAH	W 100-98	17-17	Barea - 22	Pekovic - 12	18,776
2	12/27	@ Milwaukee	L 95-98	0-2	Love - 31	Love - 20	17,352	35	2/28	@ L.A. Clippers	W 109-97	18-17	Beasley/Williams - 27	Love/Rubio - 7	19,243
3	12/30	MIAMI	L 101-103	0-3	Love - 25	Love - 12	19,356	36	2/29	@ L.A. Lakers	L 85-104	18-18	Beasley/Webster - 14	Randolph - 9	18,997
4	1/1	DALLAS	W 99-82	1-3	Love - 25	Love - 17	15,115	37	3/1	@ Phoenix	L 95-104	18-19	Love - 23	Love - 10	15,071
5	1/2	SAN ANTONIO	W 106-96	2-3	Love - 24	Love - 15	14,514	38	3/3	@ Portland	W 122-110	19-19	Love - 42	Love - 10	20,644
6	1/4	MEMPHIS	L 86-90	2-4	Love - 27	Love - 14	17,404	39	3/5	L.A. CLIPPERS	W 95-94	20-19	Love - 39	Love - 17	19,509
7	1/6	CLEVELAND	L 87-98	2-5	Love - 29	Love - 14	16,943	40	3/7	PORTLAND	W 106-94	21-19	Love - 29	Love - 16	17,118
8	1/8	@ Washington	W 93-72	3-5	Love - 20	Love - 16	13,095	41	3/9	L.A. LAKERS	L 102-105	21-20	Pekovic - 25	Pekovic - 13	20,164
9	1/9	@ Toronto	L 87-97	3-6	Barea - 16	Love - 14	14,097	42	3/10	NEW ORLEANS	L 89-95	21-21	Love - 31	Love - 16	20,123
10	1/10	CHICAGO	L 100-111	3-7	Ridnour - 22	Love - 13	19,356	43	3/12	@ Phoenix	W 127-124	22-21	Love - 30	Pekovic/Williams - 8	14,568
11	1/13	@ New Orleans	W 87-80	4-7	Love - 34	Love - 15	14,295	44	3/15	@ Utah	L 105-111 (OT)	22-22	Love - 25	Love - 16	18,503
12	1/14	@ Atlanta	L 91-93	4-8	Love - 30	Love - 13	13,135	45	3/16	@ L.A. Lakers	L 92-97	22-23	Love - 27	Love - 15	18,997
13	1/16	SACRAMENTO	W 99-86	5-8	Love - 33	Love - 11	16,159	46	3/18	@ Sacramento	L 99-105	22-24	Love - 21	Love - 11	15,616
14	1/18	DETROIT	W 93-85	6-8	Love - 20	Love - 17	15,598	47	3/19	@ Golden State	W 97-93	23-24	Love - 36	Love - 16	19,596
15	1/20	@ L.A. Clippers	W 101-98	7-8	Milicic - 22	Love - 14	19,492	48	3/21	@ San Antonio	L 100-116	23-25	Barea - 18	Love - 12	18,581
16	1/21	@ Utah	L 98-108	7-9	Rubio - 17	Love/Williams - 8	19,911	49	3/23	@ Oklahoma City	L 140-149 (2OT)	23-26	Love - 51	Love - 14	18,203
17	1/23	HOUSTON	L 92-107	7-10	Love - 39	Love - 11	16,924	50	3/25	DENVER	W 117-100	24-26	Love - 30	Love - 21	20,023
18	1/25	@ Dallas	W 105-90	8-10	Love - 31	Love - 11	20,150	51	3/27	@ Memphis	L 86-93	24-27	Love - 28	Love - 11	14,796
19	1/27	SAN ANTONIO	W 87-79	9-10	Love/Rubio - 18	Love - 16	16,699	52	3/28	@ Charlotte	W 88-83	25-27	Love - 40	Love - 19	10,540
20	1/29	L.A. LAKERS	L 101-106	9-11	Love - 33	Love - 13	17,551	53	3/30	BOSTON	L 79-100	25-28	Love - 22	Love - 11	19,356
21	1/30	@ Houston	W 120-108	10-11	Beasley - 34	Rubio - 8	14,264	54	4/1	@ Portland	L 106-119	25-29	Love - 26	Love - 9	20,359
22	2/1	INDIANA	L 99-109	10-12	Love - 21	Love - 17	15,017	55	4/2	@ Sacramento	L 108-116	25-30	Love - 23	Love - 7	12,279
23	2/3	@ New Jersey	W 108-105	11-12	Pekovic - 27	Pekovic - 11	15,069	56	4/4	GOLDEN STATE	L 94-97	25-31	Love - 29	Love - 12	17,161
24	2/4	HOUSTON	W 100-91	12-12	Love - 25	Love - 18	19,356	57	4/7	@ New Orleans	L 90-99	25-32	Love - 29	Love - 12	15,520
25	2/7	SACRAMENTO	W 86-84	13-12	Pekovic - 23	Beasley - 14	14,073	58	4/9	PHOENIX	L 90-114	25-33	Love - 25	Love - 13	17,274
26	2/8	@ Memphis	L 80-85	13-13	Barea - 17	Pekovic/Williams - 9	13,287	59	4/11	@ Denver	L 107-113	25-34	Randolph - 28	Williams - 8	15,823
27	2/10	DALLAS	L 97-104	13-14	Love - 32	Love - 12	17,119	60	4/12	L.A. CLIPPERS	L 82-95	25-35	Pekovic - 17	Beasley - 10	16,016
28	2/11	NEW YORK	L 98-100	13-15	Love - 32	Love - 21	20,232	61	4/14	OKLAHOMA CITY	L 110-115	25-36	Beasley - 26	Pekovic - 13	19,552
29	2/13	@ Orlando	L 89-102	13-16	Love - 19	Love - 15	18,846	62	4/16	@ Indiana	L 88-111	25-37	Barea - 14	Williams - 10	11,845
30	2/15	CHARLOTTE	W 102-90	14-16	Love - 30	Love - 18	15,139	63	4/17	MEMPHIS	L 84-91	25-38	Barea - 28	Pekovic - 11	16,709
31	2/17	@ Houston	W 111-98	15-16	Love - 33	Love - 17	16,836	64	4/19	@ Detroit	W 91-80	26-38	Pekovic - 23	Randolph - 10	12,458
32	2/19	PHILADELPHIA	W 92-91	16-16	Rubio - 22	Love - 15	18,759	65	4/22	GOLDEN STATE	L 88-93	26-39	Pekovic - 19	Pekovic - 16	15,872
33	2/20	@ Denver	L 101-103 (OT)	16-17	Love - 22	Love - 13	17,236	66	4/26	DENVER	L 102-131	26-40	Barea - 20	Pekovic - 10	14,824



2010-11
RECORD: 17-65



BACK ROW (L-R): Player Development Coach Darrick Martin, Assistant Coach J.B. Bickerstaff, Assistant Coach Bill Laimbeer, Head Coach Kurt Rambis, Assistant Coach Reggie Theus, Assistant Coach Dave Wohl, Player Development Assistant Coach Jason Glover, Director of Security Bob Goedderz

MIDDLE ROW (L-R): Physical Therapist/Assistant Athletic Trainer Andrew Tai, Strength and Conditioning Coach Dave Vitel, Wayne Ellington, Luke Ridnour, Jonny Flynn, Sebastian Telfair, Martell Webster, Athletic Trainer Gregg Farnam, Video Coordinator Adam Johansen

FRONT ROW (L-R): President of Basketball Operations David Kahn, Lazar Hayward, Anthony Randolph, Darko Milicic, Michael Beasley, Kevin Love, Nikola Pekovic, Anthony Tolliver, Wes Johnson

PLAYER	G/GS	MIN	FIELD GOALS			3-POINT FG		FREE THROWS			REBOUNDS			OFF	DEF	TOT	AST	PF	STL	BLK	PTS	AVG
			FG	FGA	PCT	FG	FGA	PCT	FT	FTA	PCT	OFF	DEF									
LOVE	73/73	2611	482	1026	.470	88	211	.417	424	499	.850	330	782	1112	184	148	45	28	1476	20.2		
BEASLEY	73/73	2361	561	1246	.450	60	164	.366	219	291	.753	118	291	409	158	222	54	52	1401	19.2		
RIDNOUR	71/66	2159	319	681	.468	81	184	.440	121	137	.883	37	162	199	384	146	89	10	840	11.8		
WEBSTER	46/1	1094	152	340	.447	55	132	.417	94	122	.770	36	111	147	53	101	28	9	453	9.8		
JOHNSON	79/63	2069	271	682	.397	103	289	.356	64	92	.696	51	189	240	148	163	58	54	709	9.0		
MILICIC	69/69	1686	271	578	.469	0	0	---	64	115	.557	133	227	360	104	229	54	140	606	8.8		
BREWER	56/22	1362	168	437	.384	26	99	.263	121	171	.708	45	107	152	77	134	89	14	483	8.6		
RANDOLPH (TOT)	40/3	590	123	264	.466	1	4	.250	58	86	.674	43	117	160	33	62	22	24	305	7.6		
RANDOLPH (MIN)	23/3	463	109	219	.498	0	0	---	52	74	.703	32	88	120	26	47	18	16	270	11.7		
TELFAIR	37/8	711	97	241	.402	28	78	.359	44	60	.733	17	37	54	111	64	25	3	266	7.2		
TOLLIVER	65/4	1362	141	313	.450	47	115	.409	105	131	.802	92	203	295	82	145	28	28	434	6.7		
ELLINGTON	62/8	1181	160	397	.403	48	121	.397	42	53	.792	26	82	108	72	85	28	3	410	6.6		
PEKOVIC	65/11	887	136	263	.517	0	0	---	87	114	.763	90	103	193	27	181	18	35	359	5.5		
FLYNN	53/8	983	108	296	.365	31	100	.310	32	42	.762	12	65	77	182	58	34	3	279	5.3		
HAYWARD	42/0	419	55	154	.357	17	60	.283	33	42	.786	23	47	70	28	44	12	7	160	3.8		
AGER	4/0	29	6	11	.545	3	4	.750	0	0	---	0	2	2	1	4	1	0	15	3.8		
KOUFOS	39/1	336	47	108	.435	0	2	.000	12	24	.500	42	55	97	7	50	8	20	106	2.7		
GAINES	8/0	65	7	22	.318	2	6	.333	5	10	.500	1	5	6	6	4	3	0	21	2.6		
TIMBERWOLVES	82	19780	3090	7014	.441	589	1565	.376	1519	1977	.768	1085	2556	3641	1650	1825	592	422	8288	101.1		
OPPONENTS	82	19780	3230	6902	.468	639	1707	.374	1733	2227	.778	913	2577	3490	2031	1717	777	447	8832	107.7		



2010-11
DAY-BY-DAY

G#	DATE	OPPONENT	WOLVES/OPP	RECORD	HIGH POINTS	HIGH REBOUNDS	ATTEND.	G#	DATE	OPPONENT	WOLVES/OPP	RECORD	HIGH POINTS	HIGH REBOUNDS	ATTEND.
1	10/27	SACRAMENTO	L 116-117	0-1	Ridnour - 20	Love - 10	17,067	42	1/17	@ Portland	L 102-113	10-32	Love/Milicic - 22	Love - 17	20,239
2	10/29	MILWAUKEE	W 96-85	1-1	Beasley - 21	Love - 16	17,197	43	1/19	@ L.A. Clipper	L 111-126	10-33	Love - 26	Love - 11	17,793
3	10/30	@ Memphis	L 89-109	1-2	Ellington - 15	Love - 13	12,753	44	1/24	HOUSTON	L 125-129	10-34	Love - 24	Love - 17	11,983
4	11/2	@ Miami	L 97-129	1-3	Love - 20	Pekovic - 8	19,600	45	1/26	OKLAHOMA CITY	L 117-118 (OT)	10-35	Love - 31	Love - 21	14,979
5	11/3	@ Orlando	L 86-128	1-4	Love - 22	Love - 9	18,846	46	1/28	@ Utah	L 100-108	10-36	Love - 22	Love - 15	19,911
6	11/5	ATLANTA	L 103-113	1-5	Three Players - 18	Love - 12	17,222	47	1/29	TORONTO	W 103-87	11-36	Love - 21	Love - 12	14,991
7	11/7	@ Houston	L 94-120	1-6	Love - 16	Love - 16	15,058	48	2/2	MEMPHIS	L 84-102	11-37	Beasley - 19	Love - 10	12,662
8	11/9	@ L.A. Lakers	L 94-99	1-7	Love - 23	Love - 24	18,997	49	2/4	@ Toronto	L 100-111	11-38	Love - 20	Love - 15	14,389
9	11/10	@ Sacramento	W 98-89	2-7	Beasley - 42	Beasley/Love - 9	12,433	50	2/5	DENVER	L 100-113	11-39	Beasley - 23	Love - 19	15,389
10	11/12	NEW YORK	W 112-103	3-7	Beasley - 35	Love - 31	15,232	51	2/7	@ New Orleans	W 104-92	12-39	Love - 27	Love - 17	13,401
11	11/14	@ Atlanta	L 105-111	3-8	Beasley - 25	Love - 17	12,027	52	2/8	@ Houston	W 112-108	13-39	Love - 20	Love - 14	15,679
12	11/15	@ Charlotte	L 110-113	3-9	Beasley - 28	Milicic - 12	11,211	53	2/11	@ Indiana	L 105-116	13-40	Love - 22	Love - 15	12,559
13	11/17	L.A. CLIPPERS	W 113-111	4-9	Beasley - 33	Love - 14	12,909	54	2/12	PHILADELPHIA	L 87-107	13-41	Love - 16	Love - 13	17,011
14	11/19	L.A. LAKERS	L 95-112	4-10	Beasley - 25	Milicic - 16	19,356	55	2/14	PORTLAND	L 81-95	13-42	Webster - 17	Love - 11	11,227
15	11/22	@ Oklahoma City	L 107-117	4-11	Love - 24	Love - 17	17,653	56	2/16	L.A. CLIPPERS	L 90-98	13-43	Ellington/Love - 18	Love - 18	15,227
16	11/24	SAN ANTONIO	L 109-113 (OT)	4-12	Love - 32	Love - 22	13,117	57	2/22	@ Milwaukee	L 88-94	13-44	Beasley - 21	Love - 17	13,106
17	11/27	GOLDEN STATE	L 94-104	4-13	Beasley - 28	Love - 22	14,440	58	2/23	MEMPHIS	L 95-104	13-45	Ellington - 16	Love - 11	11,497
18	12/1	@ Dallas	L 86-100	4-14	Beasley - 16	Love - 15	19,567	59	2/25	NEW ORLEANS	L 81-95	13-46	Johnson/Ridnour - 22	Love - 14	16,965
19	12/3	@ San Antonio	L 101-107	4-15	Beasley - 28	Love - 18	18,581	60	2/27	GOLDEN STATE	W 126-123	14-46	Love - 37	Love - 23	16,021
20	12/4	CLEVELAND	W 129-95	5-15	Love - 28	Love - 19	14,422	61	3/1	L.A. LAKERS	L 79-90	14-47	Johnson - 20	Love - 11	17,111
21	12/6	@ New York	L 114-121	5-16	Love - 33	Love - 15	19,763	62	3/2	@ Detroit	W 116-105	15-47	Love - 20	Love - 20	13,122
22	12/8	OKLAHOMA CITY	L 103-111	5-17	Beasley - 26	Love - 21	13,907	63	3/4	@ Philadelphia	L 100-111	15-48	Love - 21	Love - 23	12,008
23	12/10	DETROIT	W 109-99	6-17	Love - 27	Love - 18	13,988	64	3/5	@ Washington	L 96-103	15-49	Love - 20	Love - 21	18,216
24	12/11	@ Chicago	L 82-113	6-18	Love - 23	Love - 15	21,102	65	3/7	DALLAS	L 105-108	15-50	Love - 23	Love - 17	13,288
25	12/14	@ Golden State	L 99-108	6-19	Milicic - 25	Love - 14	17,615	66	3/9	INDIANA	W 101-75	16-50	Beasley/Love - 16	Love - 21	15,153
26	12/15	@ Phoenix	L 122-128	6-20	Love - 23	Love - 16	16,977	67	3/11	UTAH	W 122-101	17-50	Love - 24	Love - 12	18,534
27	12/17	@ Portland	L 102-107	6-21	Beasley - 33	Love - 17	20,310	68	3/13	@ Golden State	L 77-100	17-51	Beasley/Webster - 16	Love - 12	17,788
28	12/18	@ Denver	L 113-115	6-22	Love - 43	Love - 17	15,409	69	3/16	@ Utah	L 104-119	17-52	Love - 22	Love - 11	19,465
29	12/20	@ L.A. Clipper	L 90-113	6-23	Beasley - 20	Love - 10	16,053	70	3/18	@ L.A. Lakers	L 98-106	17-53	Johnson - 29	Love - 13	18,997
30	12/22	UTAH	L 107-112	6-24	Love - 25	Love - 19	15,809	71	3/20	SACRAMENTO	L 95-127	17-54	Ridnour - 22	Milicic - 6	18,993
31	12/26	@ Cleveland	W 98-97	7-24	Beasley - 28	Love - 18	20,562	72	3/24	@ Dallas	L 96-104	17-55	Randolph - 31	Randolph - 11	20,296
32	12/27	NEW ORLEANS	W 113-98	8-24	Beasley - 30	Love - 11	11,679	73	3/25	@ Oklahoma City	L 103-111	17-56	Randolph - 24	Randolph - 15	18,203
33	12/29	DENVER	L 113-119	8-25	Beasley - 33	Love - 14	17,093	74	3/27	BOSTON	L 82-85	17-57	Beasley - 28	Tolliver - 15	19,178
34	1/1	NEW JERSEY	W 103-88	9-25	Love - 23	Love - 10	12,665	75	3/30	CHICAGO	L 91-108	17-58	Love - 16	Love - 9	19,207
35	1/3	@ Boston	L 93-96	9-26	Beasley - 19	Love - 24	18,624	76	4/1	MIAMI	L 92-111	17-59	Webster - 22	Love - 7	19,096
36	1/5	CHARLOTTE	L 105-108 (OT)	9-27	Love - 35	Love - 15	14,881	77	4/2	@ Memphis	L 89-106	17-60	Beasley - 20	Pekovic - 6	15,327
37	1/7	PORTLAND	L 98-108	9-28	Love - 30	Love - 19	12,213	78	4/5	@ New Jersey	L 105-107	17-61	Beasley/Randolph-20	Beasley - 11	13,461
38	1/9	@ San Antonio	L 91-94	9-29	Love - 18	Love - 17	18,581	79	4/6	PHOENIX	L 98-108	17-62	Beasley - 24	Beasley - 11	16,113
39	1/11	SAN ANTONIO	L 96-107	9-30	Love - 20	Love - 20	11,209	80	4/9	@ Denver	L 106-130	17-63	Hayward/Webster-15	Tolliver - 7	19,155
40	1/13	WASHINGTON	W 109-97	10-30	Love - 35	Love/Milicic - 11	11,437	81	4/11	@ Phoenix	L 127-135 (OT)	17-64	Beasley - 26	Randolph/Tolliver - 10	17,485
41	1/15	ORLANDO	L 99-108	10-31	Brewer - 23	Love - 15	17,391	82	4/13	HOUSTON	L 102-121	17-65	Beasley - 34	Tolliver - 13	17,101



2009-10

RECORD: 15-67



BACK ROW (L-R): Video Coordinator Mike Lindahl, Assistant Director of Player Development Darrick Martin, Assistant Coach J.B. Bickerstaff, Assistant Coach Bill Laimbeer, Head Coach Kurt Rambis, Assistant Coach Reggie Theus, Assistant Coach Dave Wohl, Director of Security Bob Goedderz

MIDDLE ROW (L-R): Strength and Conditioning Intern Joe Bueckers, Strength and Conditioning Coach Dave Vitel, Physical Therapist Andre Deloya, Sasha Pavlovic, Wayne Ellington, Jonny Flynn, Ramon Sessions, Ryan Gomes, Corey Brewer, Damien Wilkins, Orthopaedic Surgeon Dr. David Fischer, Vice President of Team Medical Services Dr. Sheldon Burns, Athletic Trainer Gregg Farnam, Training Intern Tim Greve

FRONT ROW (L-R): President Chris Wright, Ryan Hollins, Oleskiy Pecherov, Al Jefferson, President of Basketball Operations David Kahn, Owner Glen Taylor, Kevin Love, Brian Cardinal, Darko Milicic, CEO Rob Moor

PLAYER	G/GS	MIN	FIELD GOALS			3-POINT FG		FREE THROWS			REBOUNDS			OFF	DEF	TOT	AST	PF	STL	BLK	PTS	AVG
			FG	FGA	PCT	FG	FGA	PCT	FT	FTA	PCT	OFF	DEF									
JEFFERSON	76/76	2463	560	1125	.498	0	4	.000	181	266	.680	180	523	703	137	205	63	98	1301	17.1		
LOVE	60/22	1714	291	646	.450	35	106	.330	225	276	.815	227	431	658	136	136	43	23	842	14.0		
FLYNN	81/81	2339	397	952	.417	77	215	.358	223	270	.826	24	167	191	356	98	82	2	1094	13.5		
BREWER	82/82	2482	409	949	.431	82	237	.346	166	256	.648	70	209	279	193	224	117	29	1066	13.0		
GOMES	76/64	2210	327	732	.447	74	199	.372	104	126	.825	76	272	348	124	155	62	16	832	10.9		
SESSIONS	82/1	1732	253	555	.456	1	15	.067	167	233	.717	58	156	214	258	137	55	5	674	8.2		
MILICIC (TOT)	32/18	685	100	204	.490	0	1	.000	15	28	.536	47	104	151	47	82	22	34	215	6.7		
MILICIC (MIN)	24/18	614	92	187	.492	0	1	.000	15	28	.536	42	91	133	43	75	18	33	199	8.3		
ELLINGTON	76/1	1384	190	448	.424	64	162	.395	61	70	.871	33	126	159	74	72	20	5	505	6.6		
HOLLINS	73/27	1223	169	303	.558	0	1	.000	109	158	.690	79	128	207	51	199	19	38	447	6.1		
WILKINS	80/31	1585	165	381	.433	18	61	.295	103	129	.798	72	177	249	135	144	66	25	451	5.6		
PECHEROV	44/5	447	77	188	.410	14	52	.269	29	32	.906	32	92	124	11	55	9	14	197	4.5		
PAVLOVIC	71/0	877	109	300	.363	35	118	.297	10	26	.385	12	105	117	58	84	23	6	263	3.7		
TUCKER (TOT)	15/0	95	17	39	.436	1	7	.143	16	21	.762	6	4	10	4	6	0	0	51	3.4		
TUCKER (MIN)	4/0	25	4	9	.444	0	0	---	0	0	---	1	2	3	1	1	0	0	8	2.0		
JAWAI	39/2	412	49	111	.441	0	1	.000	26	38	.684	49	55	104	24	58	10	9	124	3.2		
CARDINAL	29/0	267	14	36	.389	3	9	.333	17	18	.944	7	22	29	24	56	9	3	48	1.7		
HART	1/0	5	0	1	.000	0	0	---	0	0	---	0	0	0	1	0	1	0	0	0		
TIMBERWOLVES	82	19780	3106	6923	.449	403	1181	.341	1436	1926	.746	962	2556	3518	1626	1699	597	306	8051	98.2		
OPPONENTS	82	19780	3343	6961	.480	618	1690	.366	1534	1981	.774	917	2640	3557	2103	1686	721	442	8838	107.8		



2009-10
DAY-BY-DAY

G#	DATE	OPPONENT	WOLVES/OPP	RECORD	HIGH POINTS	HIGH REBOUNDS	ATTEND.	G#	DATE	OPPONENT	WOLVES/OPP	RECORD	HIGH POINTS	HIGH REBOUNDS	ATTEND.
1	10/28	NEW JERSEY	W 95-93	1-0	Flynn - 18	Wilkins - 10	18,358	42	1/18	PHILADELPHIA	W 108-103 (OT)	9-33	Flynn - 29	Jefferson - 13	14,637
2	10/30	CLEVELAND	L 87-104	1-1	Flynn - 17	Jefferson - 8	19,356	43	1/20	OKLAHOMA CITY	L 92-94	9-34	Brewer - 25	Jefferson - 9	12,995
3	11/1	@ Phoenix	L 112-120	1-2	Gomes - 23	Gomes - 15	15,376	44	1/22	NEW ORLEANS	L 94-96	9-35	Jefferson - 25	Jefferson - 13	17,101
4	11/2	@ L.A. Clippers	L 90-93	1-3	Jefferson - 24	Sessions - 8	13,614	45	1/23	@ Milwaukee	L 94-127	9-36	Flynn - 20	Love - 12	17,742
5	11/4	BOSTON	L 90-92	1-4	Pecherov - 24	Pecherov - 8	19,133	46	1/26	@ New York	L 105-132	9-37	Brewer - 22	Jefferson - 10	18,111
6	11/6	MILWAUKEE	L 72-87	1-5	Flynn - 20	Pecherov - 9	13,758	47	1/27	@ Cleveland	L 95-109	9-38	Brewer - 22	Jefferson/Love - 10	20,562
7	11/8	@ Portland	L 93-116	1-6	Jawai-16	Jefferson - 10	20,306	48	1/29	L.A. CLIPPERS	W 111-97	10-38	Brewer - 20	Jefferson - 16	13,398
8	11/9	@ Golden State	L 105-146	1-7	Flynn - 20	Wilkins - 10	15,468	49	1/31	NEW YORK	W 112-91	11-38	Love - 25	Jefferson/Love - 11	13,711
9	11/11	PORTLAND	L 84-107	1-8	Flynn - 15	Gomes - 7	13,555	50	2/5	@ Dallas	W 117-108	12-38	Flynn - 19	Love - 11	20,034
10	11/13	DALLAS	L 77-89	1-9	Flynn - 11	Pavlovic - 10	12,372	51	2/6	MEMPHIS	W 109-102	13-38	Gomes - 26	Jefferson/Love - 7	14,159
11	11/14	@ Memphis	L 87-97	1-10	Brewer - 16	Hollins - 8	10,019	52	2/9	@ Philadelphia	L 97-119	13-39	Ellington - 16	Jefferson - 10	11,038
12	11/18	HOUSTON	L 84-97	1-11	Jefferson - 20	Jefferson - 10	11,137	53	2/10	CHARLOTTE	L 92-93	13-40	Jefferson - 19	Jefferson - 10	13,352
13	11/21	@ Portland	L 78-106	1-12	Jefferson - 20	Jefferson/Pecherov - 10	20,453	54	2/16	@ Detroit	L 85-108	13-41	Love - 22	Love - 15	14,449
14	11/23	@ L.A. Clippers	L 87-91	1-13	Flynn - 17	Jefferson - 13	13,815	55	2/17	@ Washington	L 99-108	13-42	Jefferson - 18	Love - 13	13,143
15	11/25	DENVER	L 111-124	1-14	Brewer - 22	Brewer - 13	13,101	56	2/19	CHICAGO	L 94-100	13-43	Brewer - 19	Flynn/Wilkins - 7	18,183
16	11/27	PHOENIX	L 95-120	1-15	Sessions - 23	Hollins - 6	18,225	57	2/21	OKLAHOMA CITY	L 107-109	13-44	Flynn/Love - 19	Love - 14	14,202
17	11/29	@ Denver	W 106-100	2-15	Gomes - 27	Wilkins - 12	15,147	58	2/23	@ Miami	W 91-88	14-44	Love - 17	Love - 12	15,854
18	12/2	MEMPHIS	L 95-97	2-16	Gomes - 20	Jefferson - 9	11,408	59	2/24	@ Atlanta	L 92-98	14-45	Love - 19	Love - 12	15,059
19	12/4	@ New Orleans	L 89-98	2-17	Jefferson - 20	Jefferson - 14	14,720	60	2/26	@ Oklahoma City	L 92-109	14-46	Love - 19	Milicic - 9	18,203
20	12/5	UTAH	W 108-101	3-17	Gomes - 23	Jefferson - 11	18,466	61	2/27	PORTLAND	L 91-110	14-47	Jefferson - 19	Jefferson - 11	19,266
21	12/8	@ Toronto	L 88-94	3-18	Love - 18	Jefferson - 11	15,167	62	3/3	@ Dallas	L 109-112	14-48	Brewer - 24	Love - 14	19,511
22	12/9	NEW ORLEANS	L 96-97	3-19	Gomes - 21	Jefferson - 16	12,056	63	3/6	HOUSTON	L 98-112	14-49	Love - 20	Love - 11	15,587
23	12/11	@ L.A. Lakers	L 92-104	3-20	Jefferson - 24	Love - 19	18,997	64	3/8	DALLAS	L 112-125	14-50	Jefferson - 36	Jefferson - 14	14,007
24	12/12	@ Sacramento	L 100-120	3-21	Jefferson - 26	Love - 12	11,333	65	3/10	DENVER	L 102-110	14-51	Brewer - 21	Milicic - 12	14,256
25	12/14	@ Utah	W 110-108	4-21	Flynn - 28	Love - 14	18,090	66	3/12	SAN ANTONIO	L 85-103	14-52	Ellington - 17	Jefferson - 9	17,009
26	12/16	L.A. CLIPPERS	L 95-120	4-22	Love - 19	Love - 12	12,526	67	3/14	@ Sacramento	L 100-114	14-53	Jefferson - 22	Jefferson - 10	10,736
27	12/18	SACRAMENTO	W 112-96	5-22	Brewer/Love - 20	Love - 16	13,144	68	3/16	@ Phoenix	L 114-152	14-54	Brewer - 21	Jefferson - 8	18,197
28	12/20	@ Boston	L 104-122	5-23	Flynn - 21	Jefferson/Love - 11	18,624	69	3/17	@ Utah	L 100-122	14-55	Brewer/Jefferson-17	Jefferson - 8	19,851
29	12/22	ATLANTA	L 87-112	5-24	Jefferson - 17	Love - 19	11,271	70	3/19	@ L.A. Lakers	L 96-104	14-56	Flynn - 20	Milicic - 12	18,997
30	12/23	@ New Jersey	W 103-99	6-24	Jefferson - 27	Love - 16	10,204	71	3/22	TORONTO	L 100-106	14-57	Jefferson - 22	Gomes/Jefferson - 7	14,554
31	12/26	WASHINGTON	W 101-89	7-24	Brewer - 27	Wilkins - 13	16,838	72	3/24	@ Charlotte	L 95-108	14-58	Jefferson - 21	Love - 9	14,457
32	12/29	@ San Antonio	L 99-117	7-25	Jefferson - 20	Love - 12	18,581	73	3/26	@ Orlando	L 97-106	14-59	Jefferson - 18	Jefferson - 13	17,461
33	12/30	UTAH	L 103-107	7-26	Jefferson - 21	Love - 11	14,123	74	3/28	PHOENIX	L 105-111	14-60	Love - 23	Love - 22	16,668
34	1/1	ORLANDO	L 94-106	7-27	Flynn - 23	Jefferson/Love - 10	17,065	75	3/31	SACRAMENTO	W 108-99	15-60	Brewer/Jefferson-19	Jefferson - 12	15,582
35	1/2	@ Indiana	L 111-122	7-28	Jefferson - 23	Hollins - 9	12,685	76	4/3	MIAMI	L 84-97	15-61	Jefferson/ Sessions-12	Love - 11	17,601
36	1/6	GOLDEN STATE	L 101-107	7-29	Jefferson - 26	Love - 15	12,046	77	4/4	@ Oklahoma City	L 108-116	15-62	Flynn/Gomes - 22	Love - 9	18,203
37	1/8	INDIANA	W 116-109	8-29	Jefferson - 25	Love - 13	13,111	78	4/7	GOLDEN STATE	L 107-116	15-63	Flynn/Gomes - 19	Love - 18	15,863
38	1/9	@ Chicago	L 96-110	8-30	Gomes - 15	Love - 10	20,255	79	4/9	L.A. LAKERS	L 88-97	15-64	Flynn - 19	Love - 18	20,200
39	1/11	@ Denver	L 94-105	8-31	Brewer - 25	Jefferson - 15	14,669	80	4/11	@ New Orleans	L 86-114	15-65	Gomes - 18	Love - 6	14,931
40	1/13	@ Houston	L 114-120 (3OT)	8-32	Jefferson - 26	Jefferson - 26	15,175	81	4/12	@ San Antonio	L 111-133	15-66	Pavlovic-16	Love - 9	18,581
41	1/15	@ Memphis	L 110-135	8-33	Brewer - 22	Love - 9	12,812	82	4/14	DETROIT	L 98-103	15-67	Brewer - 27	Jefferson - 11	15,790



2008-09
RECORD: 24-58



BACK ROW (L-R): Shelden Williams, Mark Madsen, Al Jefferson, Jason Collins, Kevin Love, Corey Brewer, Brian Cardinal

MIDDLE ROW (L-R): Strength and Condition Intern Joe Bueckers, Strength and Condition Coach Dave Vitel, Athletic Training Intern Kakeru Nakajima, Physical Therapist Andre Deloya, Sebastian Telfair, Kevin Ollie, Rodney Carney, Mike Miller, Ryan Gomes, Craig Smith, Randy Foye, Bobby Brown, Vice President Team Medical Services Dr. Sheldon Burns, Director of Security Bob Goedderz, Athletic Trainer Gregg Farnam, Video Coordinator Mike Lindahl

FRONT ROW (L-R): Strength and Condition Intern Joe Bueckers, Strength and Condition Coach Dave Vitel, Athletic Training Intern Kakeru Nakajima, Physical Therapist Andre Deloya, Sebastian Telfair, Kevin Ollie, Rodney Carney, Mike Miller, Ryan Gomes, Craig Smith, Randy Foye, Bobby Brown, Vice President Team Medical Services Dr. Sheldon Burns, Director of Security Bob Goedderz, Athletic Trainer Gregg Farnam, Video Coordinator Mike Lindahl

PLAYER	FIELD GOALS			3-POINT FG			FREE THROWS			REBOUNDS			OFF	DEF	TOT	AST	PF	STL	BLK	PTS	AVG
	G/GS	MIN	FG	FGA	PCT	FG	FGA	PCT	FT	FTA	PCT										
JEFFERSON	50/50	1836	485	975	.497	0	4	.000	186	252	.738	172	376	548	79	141	39	83	1156	23.1	
FOYE	70/61	2494	399	981	.407	111	308	.360	230	272	.846	34	180	214	303	201	72	26	1139	16.3	
GOMES	82/76	2614	420	974	.431	106	285	.372	146	181	.807	106	286	392	135	183	63	22	1092	13.3	
LOVE	81/37	2048	316	688	.459	2	19	.105	265	336	.789	274	460	734	84	205	35	50	899	11.1	
SMITH	74/31	1460	289	514	.562	0	1	.000	168	248	.677	98	186	284	79	184	31	19	746	10.1	
MILLER	73/47	2356	264	548	.482	85	225	.378	109	149	.732	73	410	483	326	139	30	31	722	9.9	
TELFAIR	75/43	2095	267	697	.383	73	211	.346	131	160	.819	32	95	127	343	184	73	12	738	9.8	
MCCANTS	34/2	636	105	292	.360	38	119	.319	60	81	.741	11	52	63	32	63	27	6	308	9.1	
CARNEY	67/6	1199	176	423	.416	79	226	.350	50	66	.758	36	90	126	26	94	45	29	481	7.2	
BREWER	15/8	307	37	90	.411	5	12	.417	14	19	.737	18	31	49	25	37	15	3	93	6.2	
BROWN (TOT)	68/2	931	141	360	.392	45	130	.346	34	43	.791	14	38	52	117	95	21	3	361	5.3	
BROWN (MIN)	21/1	256	47	113	.416	14	36	.389	8	9	.889	6	10	16	30	21	6	2	116	5.5	
WILLIAMS (TOT)	45/0	513	70	157	.446	0	2	.000	46	63	.730	49	104	153	12	64	22	18	186	4.1	
WILLIAMS (MIN)	15/0	207	30	68	.441	0	0	---	14	21	.667	24	51	75	4	28	10	8	74	4.9	
OLLIE	50/21	850	61	150	.407	0	1	.000	80	96	.833	13	62	75	117	79	19	4	202	4.0	
CARDINAL	64/4	909	65	169	.385	30	92	.326	30	35	.857	39	103	142	76	135	37	13	190	3.0	
COLLINS	31/22	422	22	70	.314	0	0	---	13	28	.464	28	42	70	11	73	9	13	57	1.8	
MADSEN	19/1	116	3	14	.214	0	0	---	0	4	.000	10	8	18	4	18	1	1	6	0.3	
BOOTH	1/0	1	0	0	---	0	0	---	0	0	---	1	0	1	0	0	0	0	0	0.0	
TIMBERWOLVES	82	19805	2986	6766	.441	543	1539	.353	1504	1957	.769	975	2442	3417	1674	1785	512	322	8019	97.8	
OPPONENTS	82	19805	3109	6561	.474	536	1420	.377	1668	2145	.778	813	2539	3352	1765	1642	610	484	8422	102.7	



2008-09
DAY-BY-DAY

G#	DATE	OPPONENT	WOLVES/OPP	RECORD	HIGH POINTS	HIGH REBOUNDS	ATTEND.	G#	DATE	OPPONENT	WOLVES/OPP	RECORD	HIGH POINTS	HIGH REBOUNDS	ATTEND.
1	10/29	SACRAMENTO	W 98-96	1-0	Jefferson - 21	Jefferson - 10	17,820	42	1/25	CHICAGO	W 109-108 (OT)	15-27	Jefferson - 39	Love - 15	16,009
2	11/1	DALLAS	L 85-95	1-1	McCants - 18	Jefferson - 12	16,893	43	1/26	@ Milwaukee	W 90-83	16-27	Jefferson - 23	Jefferson/Miller - 10	12,914
3	11/2	@ Oklahoma City	L 85-88	1-2	Jefferson - 24	Jefferson - 13	18,163	44	1/28	DETROIT	L 89-98	16-28	Jefferson - 24	Love - 10	14,232
4	11/5	SAN ANTONIO	L 125-129 (2OT)	1-3	Jefferson - 30	Jefferson - 14	11,112	45	1/30	L.A. LAKERS	L 119-132	16-29	Jefferson - 34	Jefferson - 13	19,111
5	11/7	@ Sacramento	L 109-121	1-4	Love - 20	Jefferson - 9	10,592	46	2/1	@ Boston	L 101-109	16-30	Jefferson - 34	Jefferson - 11	18,624
6	11/8	@ Portland	L 93-97	1-5	Jefferson - 27	Love - 7	20,599	47	2/3	@ Indiana	W 116-111	17-30	Foye - 19	Jefferson - 15	11,015
7	11/11	@ Golden State	L 110-113 (OT)	1-6	Jefferson - 25	Jefferson - 12	17,422	48	2/4	ATLANTA	L 86-94	17-31	Jefferson - 18	Love - 14	13,745
8	11/15	PORTLAND	L 83-88	1-7	Jefferson - 26	Jefferson - 6	12,213	49	2/7	@ Houston	L 90-107	17-32	Jefferson - 36	Jefferson - 22	16,815
9	11/16	@ Denver	L 84-90	1-8	Jefferson - 20	Jefferson - 14	16,721	50	2/8	@ New Orleans	L 97-101	17-33	Jefferson - 25	Jefferson - 14	16,046
10	11/19	PHILADELPHIA	W 102-96	2-8	Jefferson - 25	Miller - 10	10,111	51	2/10	TORONTO	L 102-110	17-34	Foye - 23	Love - 12	12,722
11	11/21	BOSTON	L 78-95	2-9	Jefferson - 21	Smith - 7	19,107	52	2/17	@ Washington	L 103-111	17-35	Foye - 33	Love - 11	11,623
12	11/23	@ Detroit	W 106-80	3-9	Foye - 21	Smith - 9	22,076	53	2/18	@ Miami	W 111-104	18-35	Telfair - 30	Cardinal - 10	17,525
13	11/26	PHOENIX	L 102-110	3-10	Jefferson - 28	Jefferson - 17	11,708	54	2/20	INDIANA	L 105-112	18-36	Foye - 36	Love - 12	13,777
14	11/28	@ Oklahoma City	W 105-103	4-10	Smith - 23	Jefferson - 9	18,229	55	2/22	L.A. LAKERS	L 108-111	18-37	Gomes/Telfair - 20	Love - 10	19,177
15	11/29	DENVER	L 97-106	4-11	Foye - 25	Jefferson - 13	14,197	56	2/24	@ Toronto	L 110-118	18-38	Foye - 25	Miller - 12	17,457
16	12/1	@ Charlotte	L 90-100	4-12	Foye - 23	Miller - 10	9,285	57	2/25	UTAH	L 103-120	18-39	Gomes/Love - 24	Love - 15	13,108
17	12/3	@ Orlando	L 89-100	4-13	Jefferson - 19	Love - 12	15,705	58	2/27	PORTLAND	L 82-102	18-40	Miller/Smith - 16	Gomes - 9	17,017
18	12/5	@ New Jersey	L 84-113	4-14	Foye - 20	Jefferson - 12	15,364	59	3/1	HOUSTON	L 94-105	18-41	Foye - 24	Miller/Smith - 6	13,716
19	12/6	L.A. CLIPPERS	L 84-107	4-15	Jefferson - 28	Love - 15	10,863	60	3/3	GOLDEN STATE	L 94-118	18-42	Foye - 19	Love - 14	14,780
20	12/9	UTAH	L 96-99	4-16	Jefferson - 21	Love - 15	10,475	61	3/6	@ L.A. Lakers	L 90-110	18-43	Gomes - 20	Love - 14	18,997
21	12/10	@ Denver	L 105-116	4-17	Foye/Jefferson - 26	Love - 14	14,007	62	3/7	@ Portland	L 93-95	18-44	Gomes - 28	Collins/Love/Miller - 7	20,535
22	12/12	SAN ANTONIO	L 86-98	4-18	Jefferson - 29	Jefferson - 13	15,336	63	3/9	WASHINGTON	L 99-110	18-45	Gomes/Telfair - 18	Love - 11	13,119
23	12/14	@ L.A. Lakers	L 86-98	4-19	Jefferson - 20	Jefferson - 13	18,997	64	3/11	MEMPHIS	W 104-79	19-45	Gomes - 25	Love/Miller - 11	12,443
24	12/15	@ Sacramento	L 103-118	4-20	Jefferson - 22	Love - 15	10,593	65	3/13	NEW YORK	L 94-102	19-46	Gomes - 28	Miller - 11	14,311
25	12/17	CLEVELAND	L 70-93	4-21	Jefferson - 20	Jefferson - 11	14,899	66	3/14	CHARLOTTE	W 108-100	20-46	Love - 22	Love/Smith - 7	15,276
26	12/20	HOUSTON	L 102-109	4-22	Jefferson - 34	Jefferson - 13	12,115	67	3/17	@ San Antonio	L 86-93	20-47	Love/Telfair - 17	Love - 19	18,797
27	12/23	@ San Antonio	L 93-99	4-23	Jefferson - 28	Foye - 16	17,996	68	3/18	@ New Orleans	L 93-94	20-48	Love - 23	Love - 11	17,253
28	12/26	@ New York	W 120-107	5-23	McCants - 23	Jefferson - 15	19,763	69	3/20	@ Houston	L 88-107	20-49	Smith - 19	Love - 12	17,456
29	12/27	ORLANDO	L 94-118	5-24	McCants - 21	Love - 10	17,003	70	3/22	OKLAHOMA CITY	L 90-97	20-50	Smith - 19	Miller/Smith - 10	18,561
30	12/29	MEMPHIS	W 108-98 (OT)	6-24	Jefferson - 38	Jefferson - 16	12,207	71	3/23	@ Atlanta	L 97-109	20-51	Foye - 19	Miller - 9	13,425
31	12/30	@ Dallas	L 100-107	6-25	Jefferson - 21	Jefferson - 9	20,264	72	3/25	@ Philadelphia	L 88-96	20-52	Carney - 21	Gomes/Love - 9	16,965
32	1/2	GOLDEN STATE	W 115-108	7-25	Jefferson - 32	Gomes/Jefferson - 10	11,921	73	3/27	@ Cleveland	L 85-107	20-53	Foye/Love - 18	Love - 6	20,562
33	1/3	@ Chicago	W 102-92	8-25	Foye - 21	Jefferson - 14	20,516	74	3/29	NEW JERSEY	W 108-99	21-53	Miller - 22	Love - 11	16,539
34	1/6	@ Memphis	W 94-87	9-25	Foye - 23	Jefferson - 12	10,156	75	3/31	DALLAS	L 88-108	21-54	Love - 23	Love - 12	12,111
35	1/7	OKLAHOMA CITY	W 129-87	10-25	Foye - 32	Love - 15	10,272	76	4/3	@ Utah	W 103-102	22-54	Carney/Gomes - 25	Miller - 9	19,911
36	1/10	MILWAUKEE	W 106-104	11-25	Carney - 22	Love - 12	15,007	77	4/5	DENVER	L 87-110	22-55	Telfair - 18	Williams-12	16,839
37	1/13	MIAMI	L 96-99	11-26	Foye - 29	Jefferson - 10	10,856	78	4/7	@ L.A. Clippers	W 87-77	23-55	Gomes - 24	Love - 15	16,757
38	1/16	@ Phoenix	W 105-103	12-26	Jefferson - 22	Love - 14	18,422	79	4/8	@ Golden State	W 105-97	24-55	Telfair - 21	Love - 12	18,808
39	1/19	@ L.A. Clippers	W 94-86	13-26	Jefferson/Smith - 20	Jefferson - 17	14,399	80	4/11	PHOENIX	L 97-110	24-56	Telfair - 21	Miller - 9	18,478
40	1/20	@ Utah	L 107-112	13-27	Jefferson - 25	Love - 9	19,911	81	4/13	@ Dallas	L 94-96	24-57	Smith - 24	Love - 11	19,900
41	1/23	NEW ORLEANS	W 116-108	14-27	Foye/Jefferson - 24	Jefferson - 14	18,224	82	4/15	SACRAMENTO	L 90-97	24-58	Smith - 18	Love - 10	17,333



2007-08

RECORD: 22-60



BACK ROW (L-R): Craig Smith, Chris Richard, Al Jefferson, Michael Doleac, Antoine Walker, Mark Madsen, Corey Brewer

MIDDLE ROW (L-R): Physical Therapist Andre Deloya, Assistant Athletic Trainer Anthony Aldridge, Strength and Conditioning Coach Dave Vitel, Athletic Trainer Gregg Farnam, Sebastian Telfair, Randy Foye, Ryan Gomes, Marko Jaric, Kirk Snyder, Rashad McCants, Greg Buckner, Orthopaedic Surgeon Dr. David Fischer, Video Coordinator Mike Lindahl

FRONT ROW (L-R): Director of Player Personnel Zarko Durisic, Assistant Coach Ed Pinckney, Assistant General Manager Rob Babcock, Assistant General Manager Fred Hoiberg, General Manager Jim Stack, Chief Executive Officer Rob Moor, Owner Glen Taylor, Vice President of Basketball Operations Kevin McHale, President Chris Wright, Head Coach Randy Wittman, Assistant Coach Jerry Sichting, Assistant Coach Bob Ociepka, Assistant Coach J.B. Bickerstaff

PLAYER	FIELD GOALS			3-POINT FG			FREE THROWS			REBOUNDS			OFF	DEF	TOT	AST	PF	STL	BLK	PTS	AVG
	G/GS	MIN	FG	FGA	PCT	FG	FGA	PCT	FT	FTA	PCT										
JEFFERSON	82/82	2919	721	1441	.500	0	5	.000	284	394	.721	308	603	911	117	222	74	119	1726	21.0	
MCCANTS	75/24	2020	428	944	.453	142	349	.407	116	155	.748	50	156	206	162	234	66	18	1114	14.9	
FOYE	39/31	1259	198	462	.429	61	148	.412	53	65	.815	13	115	128	164	102	36	3	510	13.1	
GOMES	82/74	2434	392	857	.457	59	179	.330	190	229	.830	133	342	475	145	154	65	10	1033	12.6	
SMITH	77/11	1547	297	528	.563	0	9	.000	133	200	.665	123	230	353	60	217	36	17	727	9.4	
TELFAIR	60/51	1933	223	556	.401	32	114	.281	78	105	.743	16	119	135	355	171	59	11	556	9.3	
JARIC	75/56	2189	227	528	.430	46	127	.362	121	163	.742	38	184	222	311	180	97	32	621	8.3	
WALKER	46/1	892	136	375	.363	61	188	.324	35	66	.530	56	112	168	45	80	33	8	368	8.0	
SNYDER (TOT)	36/18	761	96	189	.508	5	23	.217	64	88	.727	30	96	126	64	55	20	15	261	7.3	
SNYDER (MIN)	27/18	680	83	161	.516	3	14	.214	58	77	.753	25	89	114	56	49	19	14	227	8.4	
RATLIFF	10/6	214	23	45	.511	0	1	.000	17	25	.680	13	26	39	7	30	3	19	63	6.3	
BREWER	79/35	1803	182	486	.374	7	36	.194	88	110	.800	82	210	292	111	188	76	25	459	5.8	
GREEN	29/0	358	49	148	.331	15	39	.385	34	41	.829	11	51	62	29	43	8	4	147	5.1	
BUCKNER	31/4	520	45	117	.385	15	50	.300	19	22	.864	10	55	65	39	63	21	2	124	4.0	
DOLEAC	24/8	257	28	63	.444	0	0	---	1	2	.500	16	33	49	7	44	10	10	57	2.4	
RICHARD	52/3	556	41	87	.471	0	0	---	16	27	.593	52	83	135	18	83	10	12	98	1.9	
MADSEN	20/6	151	3	19	.158	0	0	---	3	12	.250	18	20	38	4	25	3	2	9	0.5	
TIMBERWOLVES	82	19730	3076	6817	.451	441	1259	.350	1246	1693	.736	964	2428	3392	1630	1885	616	306	7839	95.6	
OPPONENTS	82	19730	3056	6481	.472	541	1516	.357	1742	2266	.769	871	2545	3416	1899	1434	610	468	8395	102.4	



2007-08
DAY-BY-DAY

G#	DATE	OPPONENT	WOLVES/OPP	RECORD	HIGH POINTS	HIGH REBOUNDS	ATTEND.	G#	DATE	OPPONENT	WOLVES/OPP	RECORD	HIGH POINTS	HIGH REBOUNDS	ATTEND.
1	11/2	DENVER	L 91-99	0-1	McCants - 23	Jefferson - 13	19,443	42	1/25	@ Boston	L 86-87	7-35	Telfair - 18	Smith - 10	18,624
2	11/4	@ New York	L 93-97	0-2	Gomes - 19	Jefferson - 12	19,763	43	1/27	NEW JERSEY	W 98-95	8-35	Jefferson - 40	Jefferson - 19	11,937
3	11/6	ORLANDO	L 103-111	0-3	Jefferson - 25	Jefferson - 10	12,003	44	1/29	@ Chicago	L 85-96	8-36	Jefferson - 20	Jefferson - 12	21,725
4	11/9	@ L.A. Lakers	L 93-107	0-4	Jefferson - 24	Jefferson - 15	18,997	45	1/30	CHICAGO	W 83-67	9-36	Jefferson - 26	Jefferson - 20	10,910
5	11/10	@ Sacramento	L 93-100	0-5	Jefferson - 17	Jefferson - 12	13,170	46	2/1	L.A. CLIPPERS	W 104-83	10-36	Jefferson - 25	Jefferson - 11	12,739
6	11/14	SACRAMENTO	W 108-103	1-5	McCants - 33	Jaric - 8	11,656	47	2/4	HOUSTON	L 86-92	10-37	Jefferson - 33	Jefferson - 16	10,019
7	11/16	WASHINGTON	L 89-105	1-6	McCants - 19	Jefferson - 10	11,783	48	2/8	BOSTON	L 86-88	10-38	Jefferson - 18	Jefferson - 9	19,511
8	11/17	NEW ORLEANS	L 82-100	1-7	Jefferson - 20	Jefferson - 10	15,324	49	2/10	TORONTO	L 82-105	10-39	Jefferson - 18	Jefferson - 9	13,785
9	11/21	CLEVELAND	L 86-97	1-8	Jefferson - 30	Jefferson - 8	15,224	50	2/12	@ New Jersey	L 88-92	10-40	Telfair - 24	Jefferson - 11	14,975
10	11/23	@ Denver	L 93-99	1-9	Walker - 24	Jefferson - 14	17,097	51	2/13	L.A. LAKERS	L 92-117	10-41	Jefferson - 19	Jefferson - 9	13,874
11	11/24	ATLANTA	L 87-94	1-10	Jefferson - 23	Jefferson - 16	14,101	52	2/19	PHILADELPHIA	W 104-88	11-41	McCants - 20	Jefferson - 14	12,981
12	11/26	@ New Orleans	W 103-94	2-10	Jaric - 21	Buckner - 9	8,393	53	2/21	SAN ANTONIO	L 99-100	11-42	Jefferson - 28	Smith - 6	13,920
13	11/28	@ Dallas	L 103-109	2-11	Jefferson - 31	Jefferson - 14	20,054	54	2/24	DALLAS	L 83-99	11-43	Jefferson - 22	Jefferson - 8	19,429
14	11/30	SAN ANTONIO	L 91-106	2-12	Jefferson - 23	Jefferson - 11	16,297	55	2/26	UTAH	W 111-100	12-43	Jefferson/McCants - 22	Gomes - 11	15,009
15	12/1	@ Memphis	L 80-109	2-13	McCants - 18	Walker - 9	12,896	56	2/27	@ Toronto	L 85-107	12-44	Jefferson - 23	Ratliff - 6	18,325
16	12/4	L.A. LAKERS	L 95-116	2-14	Telfair - 16	Jefferson - 12	17,513	57	2/29	@ Cleveland	L 84-92	12-45	Jefferson - 22	Jefferson - 12	20,562
17	12/6	@ Atlanta	L 89-90	2-15	Smith - 20	Brewer - 18	12,232	58	3/2	SEATTLE	L 108-111 (OT)	12-46	Jefferson - 30	Jefferson - 10	11,508
18	12/8	PHOENIX	W 100-93	3-15	Jefferson - 32	Jefferson - 20	19,356	59	3/4	CHARLOTTE	L 89-109	12-47	Jefferson - 18	Jefferson - 11	10,019
19	12/11	@ Washington	L 88-102	3-16	Smith - 36	Brewer - 9	12,177	60	3/5	@ Utah	L 76-105	12-48	Foye - 18	Jefferson - 10	19,911
20	12/12	@ Philadelphia	L 94-98	3-17	Jefferson - 22	Jefferson - 11	10,971	61	3/7	@ Sacramento	W 111-103	13-48	McCants - 22	Jefferson - 13	13,990
21	12/14	SEATTLE	L 88-99	3-18	Jefferson - 22	Jefferson - 16	16,523	62	3/8	@ L.A. Clippers	W 99-96	14-48	Jefferson - 30	Jefferson - 12	17,807
22	12/15	@ Milwaukee	L 92-95	3-19	Smith - 30	Jefferson - 15	15,512	63	3/11	PORTLAND	L 96-103	14-49	Jefferson - 20	Jefferson - 10	13,433
23	12/17	@ Miami	L 87-91	3-20	Jefferson - 22	Jefferson - 20	19,600	64	3/14	@ Seattle	W 121-116	15-49	Gomes - 23	Gomes - 15	14,035
24	12/19	GOLDEN STATE	L 98-111	3-21	Jefferson - 24	Jefferson - 14	13,001	65	3/15	@ Portland	L 96-107	15-50	Jaric - 19	Jefferson - 11	20,079
25	12/21	INDIANA	W 131-118	4-21	Jefferson - 29	Jefferson - 13	15,379	66	3/17	L.A. CLIPPERS	W 99-90	16-50	Jefferson - 22	Jefferson - 14	10,034
26	12/22	@ New Orleans	L 76-110	4-22	Gomes - 20	Jefferson - 13	11,257	67	3/19	MEMPHIS	W 98-94	17-50	Jefferson - 29	Jefferson - 13	12,666
27	12/26	@ Golden State	L 101-105	4-23	Jefferson - 20	Jefferson - 19	19,596	68	3/21	@ Indiana	L 113-124	17-51	McCants - 22	Jefferson - 9	11,805
28	12/28	@ Portland	L 98-109	4-24	Jefferson - 22	Gomes/Jefferson - 7	20,491	69	3/22	NEW YORK	W 114-93	18-51	Gomes - 26	Jefferson - 9	14,789
29	12/29	@ Seattle	L 90-109	4-25	Jefferson - 17	Jefferson/Richard - 8	14,038	70	3/26	@ Houston	L 86-97	18-52	Jefferson - 21	Jefferson - 10	18,269
30	12/31	@ L.A. Clippers	L 82-91	4-26	Jefferson - 23	Gomes/Jefferson - 15	14,404	71	3/28	@ San Antonio	L 84-99	18-53	Gomes - 17	Gomes - 10	18,797
31	1/2	PORTLAND	L 79-90	4-27	Jefferson - 29	Jefferson - 16	13,339	72	3/30	UTAH	W 110-103	19-53	Jefferson - 22	Jefferson - 8	19,356
32	1/4	DENVER	L 107-118	4-28	McCants - 34	Jefferson - 15	13,536	73	4/1	DETROIT	L 90-94	19-54	Jefferson - 26	Gomes/Jefferson - 7	15,119
33	1/6	DALLAS	L 78-101	4-29	McCants - 21	Jefferson - 11	17,644	74	4/2	@ Utah	L 100-117	19-55	Jaric - 18	Jaric/Smith - 5	19,911
34	1/8	MIAMI	W 101-91	5-29	McCants - 27	Jefferson - 10	13,111	75	4/4	@ Phoenix	L 88-117	19-56	Jefferson - 24	Jefferson - 12	18,422
35	1/11	@ Houston	L 82-113	5-30	Gomes - 20	Gomes/Jefferson - 6	16,223	76	4/6	MEMPHIS	L 101-113	19-57	Gomes - 19	Gomes/Jefferson/Smith - 8	16,764
36	1/12	@ San Antonio	L 88-105	5-31	Jefferson - 24	Gomes - 9	18,797	77	4/8	@ Charlotte	L 119-121	19-58	Jefferson - 40	Jefferson - 10	15,728
37	1/15	GOLDEN STATE	L 98-105	5-32	Walker - 26	Jefferson - 14	10,777	78	4/9	NEW ORLEANS	L 90-122	19-59	McCants - 23	Jefferson - 8	17,165
38	1/18	@ Phoenix	L 95-115	5-33	Jefferson - 27	Jefferson - 14	18,422	79	4/11	@ Orlando	W 102-101	20-59	Foye - 25	Jefferson - 11	17,519
39	1/19	@ Denver	L 108-111	5-34	McCants - 23	Jefferson - 16	18,196	80	4/12	@ Memphis	W 114-105	21-59	McCants - 23	Gomes - 12	10,281
40	1/21	@ Golden State	W 109-108	6-34	Gomes - 35	Jefferson - 12	19,144	81	4/15	@ Detroit	L 103-115	21-60	Jefferson - 30	Gomes/Jefferson - 9	22,076
41	1/23	PHOENIX	W 117-107	7-34	Jefferson - 39	Jefferson - 15	15,101	82	4/16	MILWAUKEE	W 110-101 (OT)	22-60	Foye - 32	Jefferson - 11	17,459



2006-07
RECORD: 32-50



BACK ROW (L-R): Ricky Davis, Justin Reed, Kevin Garnett, Mark Blount, Mark Madsen, Craig Smith, Trenton Hassell, Director of International Scouting Zarko Durisic

MIDDLE ROW (L-R): Strength and Conditioning Coach Dave Vitel, Assistant Athletic Trainer Anthony Aldridge, Athletic Trainer Gregg Farnam, Physical Therapist Andre Deloya, Athletic Training Intern Mike Joseph, Marko Jaric, Troy Hudson, Mike James, Rashad McCants, Randy Foye, Bracey Wright, Assistant Coach Brent Haskins, Video Coordinator Mike Lindahl, Orthopaedic Surgeon Dr. David Fischer, Vice President Team Medical Services Dr. Sheldon Burns

FRONT ROW (L-R): Assistant Coach Vince Taylor, Assistant General Manager Rob Babcock, Assistant General Manager Fred Hoiberg, General Manager Jim Stack, Chief Executive Officer Rob Moor, Owner Glen Taylor, Vice President of Basketball Operations Kevin McHale, Head Coach Randy Wittman, Assistant Coach Bob Ociepka, Assistant Coach Rex Kalamian, Assistant Coach Bob Thornton, Assistant Coach Aleksandar Dzikić

PLAYER	FIELD GOALS					3-POINT FG			FREE THROWS			REBOUNDS			OFF	DEF	TOT	AST	PF	STL	BLK	PTS	AVG
	G/GS	MIN	FG	FGA	PCT	FG	FGA	PCT	FT	FTA	PCT	OFF	DEF										
GARNETT	76/76	2995	638	1341	.476	12	56	.214	416	498	.835	183	792	975	313	184	89	126	1704	22.4			
DAVIS	81/81	3021	506	1089	.465	123	310	.397	239	285	.839	54	261	315	385	189	80	23	1374	17.0			
BLOUNT	82/81	2544	427	839	.509	9	31	.290	147	195	.754	136	369	505	67	239	43	58	1010	12.3			
FOYE	82/12	1879	300	691	.434	68	185	.368	164	192	.854	49	169	218	232	184	53	21	832	10.1			
JAMES	82/65	2069	297	703	.422	80	215	.372	154	184	.837	25	138	163	297	171	55	7	828	10.1			
SMITH	82/5	1537	246	463	.531	0	6	.000	116	186	.624	149	267	416	49	223	51	18	608	7.4			
HASSELL	76/68	2223	217	443	.490	6	25	.240	72	92	.783	83	160	243	203	144	22	26	512	6.7			
HUDSON	34/6	554	74	195	.379	28	80	.350	26	32	.813	8	40	48	73	23	14	2	202	5.9			
JARIC	70/13	1555	136	325	.418	32	85	.376	67	88	.761	54	130	184	145	172	75	16	371	5.3			
MCCANTS	37/0	554	62	177	.350	20	75	.267	40	58	.690	14	33	47	38	71	26	7	184	5.0			
WRIGHT	19/0	190	24	60	.400	6	20	.300	13	18	.722	7	14	21	15	6	9	1	67	3.5			
REED	41/3	318	40	107	.374	0	0	---	26	30	.867	15	31	46	17	44	5	3	106	2.6			
GRIFFIN	13/0	92	7	27	.259	0	1	.000	4	5	.800	7	18	25	4	8	0	7	18	1.4			
MADSEN	56/0	473	23	43	.535	0	0	---	15	29	.517	35	52	87	10	100	10	10	61	1.1			
TIMBERWOLVES	82	20005	2997	6503	.461	384	1089	.353	1499	1892	.792	819	2474	3293	1848	1758	532	325	7877	96.4			
OPPONENTS	82	20005	3075	6689	.460	518	1488	.348	1510	1987	.760	957	2438	3395	1782	1679	583	360	8178	99.7			



2006-07
DAY-BY-DAY

G#	DATE	OPPONENT	WOLVES/OPP	RECORD	HIGH POINTS	HIGH REBOUNDS	ATTEND.	G#	DATE	OPPONENT	WOLVES/OPP	RECORD	HIGH POINTS	HIGH REBOUNDS	ATTEND.
1	11/1	SACRAMENTO	W 92-83	1-0	Garnett - 24	Garnett - 12	19,356	42	1/26	@ Seattle	L 100-102	20-22	Smith - 26	Garnett - 10	16,610
2	11/3	@ Denver	W 112-109	2-0	Garnett - 27	Garnett - 15	19,234	43	1/27	@ L.A. Clippers	W 101-87	21-22	Garnett - 32	Garnett - 9	19,060
3	11/4	@ Portland	L 86-88	2-1	Garnett - 20	Garnett - 10	20,113	44	1/29	PHOENIX	W 121-112	22-22	Garnett - 44	Garnett - 11	16,221
4	11/6	@ Sacramento	L 81-93	2-2	James - 23	Blount/Garnett- 10	17,317	45	1/31	SACRAMENTO	L 98-100	22-23	Davis - 24	Garnett - 10	14,607
5	11/7	@ L.A. Lakers	L 88-95	2-3	Garnett - 26	Garnett - 9	18,997	46	2/2	@ NO/Okla. City	L 83-90	22-24	Blount - 21	Garnett - 13	18,032
6	11/11	ORLANDO	L 98-109	2-4	Garnett - 28	Garnett - 11	18,229	47	2/3	@ Dallas	L 93-94	22-25	Garnett - 25	Garnett - 12	20,467
7	11/14	PORTLAND	W 101-89	3-4	Davis - 27	Garnett - 13	15,761	48	2/5	@ Houston	L 77-105	22-26	Garnett - 18	Garnett - 12	10,761
8	11/17	@ Cleveland	L 76-92	3-5	Garnett - 14	Garnett - 11	20,562	49	2/7	GOLDEN STATE	W 121-93	23-26	Davis - 26	Garnett - 15	13,212
9	11/18	NO/OKLA. CITY	L 96-99	3-6	Garnett - 22	Garnett - 17	16,151	50	2/9	@ Memphis	L 97-105 (OT)	23-27	Blount - 25	Garnett - 17	25,963
10	11/22	NEW YORK	W 107-89	4-6	Davis - 21	Garnett - 9	15,991	51	2/11	BOSTON	W 109-107	24-27	Davis - 28	Garnett - 11	19,538
11	11/24	@ NO/Okla. City	W 86-79	5-6	Davis - 23	Garnett - 16	18,258	52	2/14	DENVER	W 99-94	25-27	Blount - 24	Garnett - 17	15,797
12	11/25	L.A. CLIPPERS	W 104-96	6-6	Garnett - 25	Garnett - 10	15,379	53	2/20	@ Washington	L 100-112	25-28	Garnett - 26	Garnett - 13	16,799
13	11/27	@ Dallas	L 87-93	6-7	Garnett - 19	Garnett - 12	19,939	54	2/21	CHARLOTTE	L 95-100	25-29	Garnett - 22	Garnett - 11	16,576
14	11/28	@ Houston	L 75-82	6-8	Garnett - 25	Garnett - 11	12,709	55	2/23	PHOENIX	L 104-116	25-30	Garnett - 28	Garnett - 19	20,196
15	12/1	DENVER	L 92-106	6-9	Davis/Garnett - 21	Garnett - 11	14,768	56	2/25	WASHINGTON	W 98-94	26-30	Davis - 27	Garnett - 17	15,347
16	12/3	@ Philadelphia	W 95-84	7-9	Davis - 22	Garnett - 14	13,039	57	2/27	DALLAS	L 65-91	26-31	Davis/Garnett - 15	Garnett - 13	13,326
17	12/6	HOUSTON	W 90-84	8-9	Garnett - 24	Garnett - 12	15,017	58	3/2	UTAH	L 83-109	26-32	Garnett - 22	Blount/Hassell - 5	14,759
18	12/8	UTAH	W 110-103	9-9	Garnett - 31	Garnett - 14	14,227	59	3/4	@ Boston	L 117-124 (2OT)	26-33	Davis - 35	Garnett - 13	18,271
19	12/9	@ Chicago	W 91-81	10-9	Garnett - 18	Garnett - 11	22,011	60	3/6	L.A. LAKERS	W 117-107 (2OT)	27-33	Davis - 33	Garnett - 17	15,197
20	12/13	@ San Antonio	L 82-95	10-10	Blount/Garnett - 19	Garnett - 12	18,362	61	3/9	@ Miami	L 91-105	27-34	Garnett - 23	Garnett - 11	19,600
21	12/16	@ Milwaukee	L 104-108	10-11	Garnett - 26	Blount - 10	17,970	62	3/10	@ Atlanta	L 93-99	27-35	Garnett - 32	Garnett/Smith - 10	16,927
22	12/20	L.A. LAKERS	L 94-111	10-12	Davis/Garnett - 22	Garnett - 11	16,788	63	3/13	INDIANA	W 86-81	28-35	Garnett - 30	Garnett - 9	15,232
23	12/22	MILWAUKEE	L 107-113	10-13	James - 29	Garnett - 14	13,334	64	3/16	@ Golden State	L 86-106	28-36	Foye - 20	Garnett - 13	18,527
24	12/23	@ Indiana	W 78-71	11-13	Garnett - 28	Garnett - 19	15,810	65	3/18	@ L.A. Lakers	L 102-109	28-37	Davis - 33	Garnett - 15	18,997
25	12/26	CHICAGO	W 100-98	12-13	Garnett - 26	Garnett - 14	16,294	66	3/20	@ Phoenix	L 90-108	28-38	Garnett - 30	Garnett - 16	18,422
26	12/27	@ Toronto	L 97-100	12-14	Garnett - 24	Garnett - 9	19,800	67	3/21	@ Sacramento	W 95-89	29-38	Foye - 24	Garnett - 18	17,317
27	12/29	SEATTLE	W 101-82	13-14	Davis - 24	Garnett - 13	19,356	68	3/23	@ Seattle	L 82-85	29-39	Smith - 19	Garnett - 22	16,794
28	12/30	@ New Jersey	L 92-100	13-15	Davis/Foye - 18	Garnett - 11	18,956	69	3/25	PORTLAND	W 94-93	30-39	Garnett - 22	Garnett - 9	16,273
29	1/1	@ Charlotte	W 102-96	14-15	Garnett - 32	Garnett - 14	14,827	70	3/27	SEATTLE	L 106-114	30-40	Davis - 21	Garnett - 12	15,120
30	1/3	SAN ANTONIO	W 103-101 (OT)	15-15	Blount - 28	Garnett - 17	14,185	71	3/28	@ Utah	L 102-108	30-41	Garnett - 25	Garnett - 8	19,911
31	1/5	PHILADELPHIA	W 104-102 (OT)	16-15	Garnett - 25	Garnett - 14	14,577	72	3/30	MIAMI	L 77-92	30-42	Garnett - 22	Garnett - 20	20,056
32	1/7	HOUSTON	W 103-99 (OT)	17-15	Garnett - 26	Garnett - 13	17,059	73	4/1	@ Orlando	W 105-104 (OT)	31-42	Davis - 36	Garnett - 14	17,451
33	1/10	L.A. CLIPPERS	L 91-92	17-16	Davis - 24	Garnett - 17	14,223	74	4/3	CLEVELAND	L 88-101	31-43	Garnett - 22	Garnett - 12	16,118
34	1/12	@ Memphis	W 116-110	18-16	Garnett - 28	Garnett - 11	16,119	75	4/6	@ New York	W 99-94	32-43	Foye - 19	Garnett - 15	19,763
35	1/13	NEW JERSEY	W 109-98	19-16	Garnett - 32	Garnett - 14	16,220	76	4/7	NO/OKLA. CITY	L 94-96	32-44	McCants - 17	Garnett - 12	15,907
36	1/15	@ Detroit	W 94-90 (OT)	20-16	Davis - 21	Garnett - 14	22,076	77	4/9	TORONTO	L 100-111	32-45	Davis - 28	Garnett - 10	15,561
37	1/17	ATLANTA	L 88-105	20-17	Blount - 16	Garnett - 13	11,866	78	4/11	DALLAS	L 88-105	32-46	Reed - 17	Blount - 10	13,671
38	1/19	DETROIT	L 98-104 (2OT)	20-18	Blount - 22	Garnett - 19	20,119	79	4/13	SAN ANTONIO	L 91-110	32-47	James - 23	Smith - 9	19,356
39	1/21	@ Phoenix	L 102-131	20-19	Foye - 25	Hassell - 7	18,422	80	4/15	@ Golden State	L 108-121	32-48	Davis - 42	Smith - 13	18,223
40	1/22	@ Utah	L 91-106	20-20	Davis - 32	Garnett - 11	19,911	81	4/16	@ Denver	L 107-122	32-49	Foye/Reed - 19	Foye/Smith - 9	18,080
41	1/24	@ Portland	L 98-101 (OT)	20-21	Garnett - 31	Garnett - 8	13,266	82	4/18	MEMPHIS	L 94-116	32-50	Foye - 26	Smith - 13	14,977



2005-06

RECORD: 33-49



BACK ROW (L-R): Ricky Davis, Justin Reed, Kevin Garnett, Mark Blount, Eddie Griffin, Mark Madsen, Ronald Dupree

MIDDLE ROW (L-R): Athletic Training Intern Dave Kragness, Athletic Trainer Gregg Farnam, Physical Therapist Andre Deloya, Strength and Conditioning Coach Thomas McKinney, Marko Jaric, Troy Hudson, Trenton Hassell, Rashad McCants, Anthony Carter, Marcus Banks, Assistant Coach Brent Haskins, Basketball Consultant Fred Hoiberg, Orthopaedic Surgeon Dr. David Fischer, Medical Director Dr. Sheldon Burns

FRONT ROW (L-R): Assistant Coach Aleksandar Dzanic, Assistant Coach Vince Taylor, Assistant Coach Bob Thornton, General Manager Jim Stack, Chief Executive Officer Rob Moor, Owner Glen Taylor, Vice President of Basketball Operations Kevin McHale, President Chris Wright, Head Coach Dwane Casey, Assistant Coach Johnny Davis, Assistant Coach Rex Kalamian

PLAYER	FIELD GOALS				3-POINT FG		FREE THROWS			REBOUNDS				AST	PF	STL	BLK	PTS	AVG	
	G/GS	MIN	FG	FGA	PCT	FG	FGA	PCT	FT	FTA	PCT	OFF	DEF							TOT
GARNETT	76/76	2957	626	1191	.526	8	30	.267	396	489	.810	214	752	966	308	206	104	107	1656	21.8
SZCZERBIAK	40/40	1555	292	590	.495	58	143	.406	163	182	.896	36	154	190	112	90	21	15	805	20.1
DAVIS (TOT)	78/78	3207	584	1304	.448	73	242	.302	275	345	.797	65	286	351	394	190	91	17	1516	19.4
DAVIS (MIN)	36/36	1460	255	595	.429	33	117	.282	146	181	.807	25	139	164	173	99	42	8	689	19.1
BLOUNT (TOT)	81/55	2240	373	734	.508	0	0	---	168	222	.757	96	269	365	99	254	40	76	914	11.3
BLOUNT (MIN)	42/30	1157	179	354	.506	0	0	---	71	95	.747	60	143	203	33	147	25	40	429	10.2
BANKS (TOT)	58/29	1496	219	468	.468	22	63	.349	118	147	.803	23	112	135	220	162	54	11	578	10.0
BANKS (MIN)	40/28	1228	186	388	.479	16	44	.364	91	117	.778	19	97	116	188	124	47	11	479	12.0
HUDSON	36/0	800	127	333	.381	40	101	.396	48	52	.923	8	36	44	106	55	12	4	342	9.5
HASSELL	77/67	2514	286	616	.464	7	23	.304	131	176	.744	82	134	216	203	201	43	29	710	9.2
WRIGHT	7/0	135	21	51	.412	6	17	.353	14	16	.875	3	15	18	5	8	1	0	62	8.9
MCCANTS	79/12	1362	241	535	.450	67	180	.372	78	106	.736	29	114	143	63	176	44	22	627	7.9
JARIC	75/49	2102	226	566	.399	40	133	.301	95	138	.688	60	173	233	293	189	108	21	587	7.8
OLOWOKANDI	32/24	752	87	195	.446	0	0	---	19	39	.487	45	134	179	17	100	19	27	193	6.0
GRIFFIN	70/27	1359	130	370	.351	16	82	.195	44	74	.595	107	282	389	40	125	13	148	320	4.6
REED (TOT)	72/6	997	119	295	.403	0	1	.000	87	120	.725	53	71	124	41	163	23	15	325	4.5
REED (MIN)	40/6	706	94	221	.425	0	1	.000	62	80	.775	40	55	95	34	118	18	11	250	6.3
CARTER	45/8	589	53	137	.387	4	15	.267	40	55	.727	9	53	62	101	71	24	9	150	3.3
FRAHM	25/0	225	24	65	.369	15	48	.313	3	5	.600	3	20	23	15	22	3	2	66	2.6
DUPREE	36/0	265	33	63	.524	0	1	.000	14	41	.341	21	28	49	14	44	12	0	80	2.2
MADSEN	62/7	676	27	66	.409	0	7	.000	20	47	.426	50	91	141	11	114	23	17	74	1.2
TSKITSHVILI	5/0	13	1	4	.250	0	0	---	1	2	.500	0	2	2	0	0	0	0	3	0.6
TIMBERWOLVES	82	19855	2888	6340	.456	310	942	.329	1436	1895	.758	811	2422	3233	1716	1889	559	471	7522	91.7
OPPONENTS	82	19855	2852	6474	.441	447	1229	.364	1525	2072	.736	974	2411	3385	1554	1736	539	374	7676	93.6



2005-06
DAY-BY-DAY

G#	DATE	OPPONENT	WOLVES/OPP	RECORD	HIGH POINTS	HIGH REBOUNDS	ATTEND.	G#	DATE	OPPONENT	WOLVES/OPP	RECORD	HIGH POINTS	HIGH REBOUNDS	ATTEND.
1	11/2	PORTLAND	W 90-86	1-0	Garnett/Frahm - 18	Olowokandi - 8	16,799	42	1/28	@ San Antonio	L 88-102	20-22	Garnett - 23	Garnett - 10	18,797
2	11/4	@ Seattle	L 102-107 (OT)	1-1	Garnett - 23	Olowokandi - 10	17,072	43	1/30	BOSTON	W 110-85	21-22	Banks - 20	Blount - 10	17,003
3	11/5	@ L.A. Clippers	L 99-100 (OT)	1-2	Garnett - 25	Garnett - 15	16,212	44	2/1	@ Detroit	L 74-90	21-23	Hassell/Garnett - 14	Garnett - 12	22,076
4	11/7	L.A. CLIPPERS	W 93-78	2-2	Garnett - 22	Garnett - 11	11,791	45	2/3	@ Portland	L 85-89	21-24	Garnett - 27	Garnett - 15	15,004
5	11/9	L.A. LAKERS	W 88-74	3-2	Garnett - 17	Garnett - 15	15,192	46	2/4	@ Golden State	L 77-109	21-25	Davis - 20	Garnett - 11	20,023
6	11/13	@ Denver	L 91-102	3-3	Szczerbiak - 20	Garnett - 9	16,545	47	2/6	@ Phoenix	W 103-101	22-25	Garnett/Banks - 19	Garnett - 12	17,972
7	11/15	HOUSTON	L 89-94	3-4	Garnett - 25	Olowokandi - 6	14,091	48	2/8	CLEVELAND	L 91-97	22-26	Davis - 33	Garnett - 18	17,093
8	11/17	WASHINGTON	W 109-98	4-4	Garnett - 25	Garnett - 13	13,683	49	2/10	UTAH	L 80-94	22-27	Hassell - 19	Garnett - 18	17,622
9	11/19	CHARLOTTE	W 102-89	5-4	Garnett - 19	Garnett - 11	15,892	50	2/11	NO/OKLA. CITY	L 94-100	22-28	Davis - 23	Garnett - 21	15,933
10	11/23	@ NO/Okla. City	L 80-84	5-5	Garnett - 24	Garnett - 11	19,163	51	2/13	TORONTO	L 94-98	22-29	Garnett - 23	Garnett - 19	14,911
11	11/25	MILWAUKEE	W 99-91	6-5	Szczerbiak - 30	Garnett - 12	17,422	52	2/15	SEATTLE	W 102-92	23-29	Davis - 25	Garnett - 15	16,083
12	11/26	@ Cleveland	W 89-85	7-5	Garnett - 26	Griffin - 12	20,562	53	2/21	@ Washington	L 78-90	23-30	Davis - 25	Garnett - 11	14,998
13	11/29	L.A. CLIPPERS	L 84-93	7-6	Garnett - 29	Griffin - 14	13,101	54	2/24	DENVER	L 101-102 (OT)	23-31	Garnett - 23	Garnett - 15	19,356
14	12/2	@ L.A. Lakers	W 113-108	8-6	Szczerbiak - 34	Garnett - 8	18,997	55	2/26	MEMPHIS	W 105-99	24-31	Davis - 35	Garnett - 10	16,298
15	12/4	@ Sacramento	W 85-77	9-6	Szczerbiak - 18	Garnett - 10	17,317	56	2/28	@ Chicago	L 100-111	24-32	Garnett - 27	Garnett - 12	19,865
16	12/5	@ Utah	W 91-77	10-6	Szczerbiak - 26	Griffin - 11	18,218	57	3/1	NEW JERSEY	W 100-90	25-32	Garnett - 26	Garnett - 16	15,369
17	12/7	@ Portland	W 84-74	11-6	Jaric/Szczerbiak - 19	Garnett - 14	12,401	58	3/5	GOLDEN STATE	W 103-90	26-32	Garnett - 23	Garnett - 21	15,797
18	12/10	L.A. LAKERS	W 95-82	12-6	Garnett - 30	Griffin - 12	18,739	59	3/7	HOUSTON	L 87-93	26-33	Banks - 26	Garnett - 21	16,588
19	12/12	@ Philadelphia	L 89-90 (OT)	12-7	Szczerbiak - 23	Olowokandi - 10	13,310	60	3/8	@ Utah	L 93-96	26-34	Garnett - 26	Garnett - 13	17,490
20	12/13	SACRAMENTO	L 91-93	12-8	Szczerbiak - 25	Madsen - 10	13,989	61	3/10	@ Seattle	L 96-107	26-35	Blount - 23	Garnett - 11	16,713
21	12/15	SAN ANTONIO	L 88-90	12-9	Garnett - 24	Garnett - 21	17,003	62	3/11	@ Phoenix	L 102-110	26-36	Garnett - 28	Garnett - 10	18,422
22	12/18	@ Dallas	L 95-102	12-10	Szczerbiak - 28	Garnett - 16	20,134	63	3/13	@ L.A. Clippers	L 87-95	26-37	Davis - 20	Garnett - 16	17,258
23	12/21	NO/OKLA. CITY	W 88-69	13-10	Szczerbiak - 21	Olowokandi - 10	14,454	64	3/15	@ L.A. Lakers	L 89-92	26-38	Banks - 18	Garnett - 14	18,997
24	12/23	PORTLAND	L 83-91	13-11	Szczerbiak - 26	Garnett - 8	14,875	65	3/16	@ Golden State	L 97-105	26-39	Davis - 29	Garnett - 17	17,526
25	12/26	PHOENIX	L 89-103	13-12	Szczerbiak - 27	Garnett - 19	17,197	66	3/19	SACRAMENTO	W 95-89	27-39	Garnett - 37	Garnett - 10	18,207
26	12/28	SEATTLE	W 108-95	14-12	Szczerbiak - 30	Griffin - 12	17,819	67	3/21	MIAMI	W 100-96	28-39	Davis - 26	Garnett - 11	17,927
27	12/30	@ Orlando	L 87-107	14-13	Garnett - 29	Garnett - 11	15,683	68	3/23	@ New Jersey	L 82-86	28-40	Garnett - 24	Garnett - 11	15,952
28	1/1	@ Miami	L 70-97	14-14	Szczerbiak - 19	Garnett - 11	20,274	69	3/24	@ Toronto	L 77-97	28-41	Garnett - 15	Garnett - 12	17,493
29	1/4	DALLAS	W 91-78	15-14	Garnett - 23	Garnett - 10	15,702	70	3/26	NEW YORK	W 98-94	29-41	Garnett - 26	Garnett - 15	16,201
30	1/6	@ San Antonio	L 77-83	15-15	Garnett - 18	Garnett - 17	18,797	71	3/29	ORLANDO	W 103-91	30-41	Garnett - 27	Garnett - 19	15,142
31	1/7	@ Dallas	L 79-83	15-16	Garnett - 26	Garnett - 11	20,151	72	3/31	@ Denver	L 94-106	30-42	Garnett - 22	Garnett - 16	19,497
32	1/10	@ Milwaukee	L 92-95	15-17	Jaric - 21	Garnett - 13	15,417	73	4/2	GOLDEN STATE	W 106-104 (OT)	31-42	Banks - 24	Garnett - 13	15,834
33	1/11	CHICAGO	W 99-93	16-17	Garnett - 28	Garnett - 14	15,177	74	4/4	@ Charlotte	L 92-97	31-43	Garnett - 24	Garnett - 22	14,214
34	1/13	DENVER	W 103-89	17-17	Garnett - 31	Garnett - 15	18,417	75	4/5	@ Atlanta	L 99-101	31-44	Davis - 33	Garnett - 15	15,959
35	1/16	@ New York	W 96-90	18-17	Garnett/Szczerbiak - 24	Garnett - 16	18,277	76	4/7	UTAH	L 95-103	31-45	Reed - 18	Garnett - 13	16,622
36	1/18	@ Boston	L 96-103	18-18	Garnett - 29	Garnett - 13	15,859	77	4/9	ATLANTA	W 84-83	32-45	McCants - 28	Jaric - 9	15,557
37	1/20	INDIANA	W 90-85	19-18	Szczerbiak - 20	Griffin - 14	18,991	78	4/11	@ Memphis	L 76-92	32-46	Reed - 14	Reed - 8	15,571
38	1/22	PHILADELPHIA	L 84-86	19-19	Szczerbiak - 18	Garnett - 14	15,893	79	4/12	@ Houston	W 82-79	33-46	Blount - 16	Griffin/Wright - 6	16,499
39	1/24	DETROIT	L 83-107	19-20	Garnett - 21	Garnett - 10	17,232	80	4/14	@ Indiana	L 77-89	33-47	Griffin - 18	Griffin - 12	18,345
40	1/25	@ Memphis	L 87-107	19-21	Garnett - 29	Garnett - 9	16,813	81	4/16	SAN ANTONIO	L 90-103	33-48	Banks - 25	Blount/McCants - 6	15,231
41	1/27	@ Houston	W 96-92	20-21	Davis/Garnett - 26	Garnett - 12	14,408	82	4/19	MEMPHIS	L 92-102 (2OT)	33-49	Wright - 19	Griffin - 15	15,934



2004-05

RECORD: 44-38



BACK ROW (L-R): Mark Madsen, John Thomas, Ervin Johnson, Kevin Garnett, Michael Olowokandi, Eddie Griffin, Ndudi Ebi, Wally Szczerbiak

MIDDLE ROW (L-R): Athletic Trainer Gregg Farnam, Physical Therapist Andre Deloya, Strength and Conditioning Coach Thomas McKinney, Anthony Carter, Troy Hudson, Sam Cassell, Latrell Sprewell, Trenton Hassell, Fred Hoiberg, Orthopaedic Surgeon Dr. David Fischer, Medical Director Dr. Sheldon Burns, Video Coordinator Mike Lindahl, Athletic Training Intern Chris Walker

FRONT ROW (L-R): Assistant Coach Don Zierden, Assistant Coach Randy Wittman, General Manager Jim Stack, Chief Executive Officer Rob Moor, Owner Glen Taylor, Vice President of Basketball Operations/Head Coach Kevin McHale, President Chris Wright, Assistant Coach Jerry Sichting, Assistant Coach Sid Lowe

PLAYER	G/GS	MIN	FIELD GOALS			3-POINT FG			FREE THROWS			REBOUNDS			OFF	DEF	TOT	AST	PF	STL	BLK	PTS	AVG
			FG	FGA	PCT	FG	FGA	PCT	FT	FTA	PCT	OFF	DEF	TOT									
GARNETT	82/82	3121	683	1360	.502	6	25	.240	445	549	.811	247	861	1108	466	207	121	112	1817	22.2			
SZCZERBIAK	81/37	2558	465	919	.506	63	169	.373	260	304	.855	82	221	303	191	178	40	16	1253	15.5			
CASSELL	59/38	1522	319	687	.464	27	103	.262	134	155	.865	25	132	157	301	160	36	14	799	13.5			
EBI	2/0	54	11	21	.524	0	1	.000	5	9	.556	6	10	16	1	7	1	1	27	13.5			
SPREWELL	80/79	2450	398	961	.414	69	211	.327	156	188	.830	65	189	254	179	124	53	21	1021	12.8			
HUDSON	79/32	1729	266	664	.401	89	258	.345	70	90	.778	19	86	105	283	121	27	6	691	8.7			
GRIFFIN	70/0	1492	202	522	.387	67	204	.328	56	78	.718	128	325	453	53	120	23	118	527	7.5			
HASSELL	82/51	2068	225	475	.474	1	11	.091	90	114	.789	80	139	219	128	200	30	30	541	6.6			
OLWOKANDI	62/34	1215	161	353	.456	0	0	---	46	69	.667	106	218	324	29	193	15	56	368	5.9			
HOIBERG	76/0	1272	139	284	.489	70	145	.483	89	102	.873	32	149	181	85	105	50	15	437	5.8			
CARTER	66/12	742	72	177	.407	2	17	.118	35	51	.686	12	57	69	161	88	35	18	181	2.7			
THOMAS	44/8	521	42	86	.488	0	0	---	27	46	.587	39	58	97	17	82	15	13	111	2.5			
MADSEN	41/14	601	34	66	.515	0	0	---	20	40	.500	63	65	128	18	103	7	14	88	2.1			
JOHNSON	46/23	410	28	54	.519	1	1	1.000	16	25	.640	43	70	113	6	86	7	13	73	1.6			
TIMBERWOLVES	82	19755	3045	6629	.459	395	1145	.345	1449	1820	.796	947	2580	3527	1918	1774	460	447	7934	96.8			
OPPONENTS	82	19755	2967	6777	.438	468	1291	.363	1413	1880	.752	1032	2359	3391	1783	1629	540	323	7815	95.3			



2004-05
DAY-BY-DAY

G#	DATE	OPPONENT	WOLVES/OPP	RECORD	HIGH POINTS	HIGH REBOUNDS	ATTEND.	G#	DATE	OPPONENT	WOLVES/OPP	RECORD	HIGH POINTS	HIGH REBOUNDS	ATTEND.
1	11/3	NEW YORK	W 99-93	1-0	Garnett - 28	Garnett - 20	17,295	42	1/26	ATLANTA	W 104-87	23-19	Sprewell - 32	Garnett - 10	15,423
2	11/4	@ Denver	L 92-94 (OT)	1-1	Garnett - 25	Garnett - 15	19,099	43	1/28	UTAH	W 93-91	24-19	Garnett - 25	Garnett - 14	19,553
3	11/6	NEW ORLEANS	W 99-92	2-1	Garnett - 29	Garnett - 15	15,812	44	1/30	SACRAMENTO	L 84-94	24-20	Garnett - 21	Garnett - 13	18,722
4	11/9	INDIANA	L 101-102	2-2	Garnett - 22	Garnett - 10	15,409	45	2/1	@ Milwaukee	L 86-91	24-21	Sprewell - 24	Garnett - 13	15,947
5	11/11	@ Houston	W 96-91	3-2	Garnett - 20	Garnett - 17	15,566	46	2/2	PHOENIX	L 79-108	24-22	Szczerbiak - 16	Garnett - 13	17,179
6	11/16	MIAMI	W 108-97	4-2	Garnett - 25	Garnett - 21	17,347	47	2/4	HOUSTON	L 113-119 (OT)	24-23	Cassell - 24	Garnett - 14	19,444
7	11/17	@ Detroit	L 85-93	4-3	Garnett/Sprewell - 24	Garnett - 13	22,076	48	2/6	BOSTON	L 100-103	24-24	Garnett/Olowokandi - 21	Garnett - 13	16,174
8	11/20	@ New Orleans	W 99-94	5-3	Griffin - 23	Garnett - 12	15,632	49	2/8	@ Memphis	L 96-108	24-25	Garnett - 24	Griffin - 9	16,169
9	11/22	@ Dallas	W 83-82	6-3	Garnett - 21	Garnett - 17	19,939	50	2/9	DENVER	W 98-92	25-25	Garnett - 24	Garnett - 11	15,442
10	11/23	SEATTLE	L 92-103	6-4	Garnett/Szczerbiak - 16	Garnett - 14	16,129	51	2/11	@ Utah	L 82-100	25-26	Sprewell - 16	Garnett - 8	19,291
11	11/25	@ Indiana	L 102-106	6-5	Garnett - 9	Garnett - 9	17,149	52	2/13	CHICAGO	L 83-87	25-27	Sprewell - 26	Garnett - 14	19,420
12	11/26	MEMPHIS	W 115-90	7-5	Garnett - 23	Garnett - 15	17,985	53	2/15	NEW JERSEY	W 82-71	26-27	Garnett/Olowokandi - 17	Olowokandi - 12	16,299
13	11/28	@ Sacramento	W 121-110	8-5	Garnett - 28	Garnett - 16	17,317	54	2/17	CLEVELAND	W 94-88	27-27	Szczerbiak - 26	Garnett - 18	18,122
14	12/1	@ Golden State	W 107-99	9-5	Cassell - 26	Garnett - 16	15,706	55	2/24	@ L.A. Clippers	L 86-92	27-28	Sprewell - 17	Olowokandi - 11	18,569
15	12/3	@ Phoenix	W 97-93	10-5	Garnett - 23	Garnett - 19	16,915	56	2/25	@ Seattle	L 88-98	27-29	Garnett - 31	Garnett - 14	17,072
16	12/4	@ L.A. Clipper	W 107-100 (OT)	11-5	Cassell - 30	Garnett - 15	17,587	57	2/27	@ Portland	W 91-83	28-29	Sprewell - 27	Garnett - 12	17,068
17	12/7	DALLAS	L 87-97	11-6	Garnett - 32	Garnett - 12	16,235	58	3/2	GOLDEN STATE	L 93-99	28-30	Garnett - 28	Garnett - 13	15,074
18	12/8	@ Philadelphia	W 119-84	12-6	Griffin - 27	Garnett - 11	16,393	59	3/4	MILWAUKEE	W 103-97	29-30	Szczerbiak - 28	Garnett - 10	18,779
19	12/10	SACRAMENTO	W 113-105	13-6	Garnett - 35	Garnett - 18	19,101	60	3/6	@ Boston	W 99-97	30-30	Garnett - 21	Garnett - 13	17,242
20	12/11	@ Chicago	L 88-99	13-7	Cassell - 17	Garnett - 21	20,782	61	3/8	CHARLOTTE	W 102-97	31-30	Garnett - 30	Garnett - 15	16,333
21	12/14	PORTLAND	W 100-89	14-7	Szczerbiak - 28	Garnett - 19	15,103	62	3/10	@ Miami	L 90-107	31-31	Garnett - 22	Garnett - 19	19,854
22	12/15	@ Toronto	L 90-96	14-8	Garnett - 23	Garnett - 15	16,888	63	3/11	@ Orlando	W 101-96	32-31	Garnett - 25	Garnett - 18	16,326
23	12/17	L.A. CLIPPERS	W 113-86	15-8	Szczerbiak - 29	Garnett - 10	18,371	64	3/13	DALLAS	L 93-102	32-32	Garnett - 24	Garnett - 13	19,420
24	12/21	@ Cleveland	L 97-107	15-9	Garnett - 26	Garnett - 13	19,094	65	3/15	@ Dallas	W 100-91	33-32	Garnett - 25	Garnett - 12	20,434
25	12/23	@ San Antonio	L 82-96	15-10	Szczerbiak - 22	Olowokandi - 12	18,797	66	3/16	@ San Antonio	L 73-89	33-33	Sprewell - 21	Garnett - 11	18,797
26	12/26	WASHINGTON	W 109-74	16-10	Szczerbiak - 23	Garnett - 12	16,433	67	3/18	@ Memphis	L 83-88	33-34	Garnett - 30	Garnett - 19	18,119
27	12/29	@ New York	L 87-100	16-11	Sprewell - 22	Garnett - 13	19,763	68	3/20	HOUSTON	W 94-86	34-34	Garnett - 30	Garnett - 17	18,071
28	1/1	MEMPHIS	L 95-104	16-12	Garnett - 30	Garnett - 10	16,577	69	3/23	NEW ORLEANS	W 107-102	35-34	Garnett - 24	Garnett - 13	15,877
29	1/4	PHOENIX	L 115-122	16-13	Garnett - 17	Garnett - 17	18,132	70	3/26	@ New Jersey	W 96-75	36-34	Cassell - 23	Garnett - 8	17,849
30	1/5	@ Charlotte	L 84-102	16-14	Garnett - 47	Garnett - 20	12,037	71	3/27	L.A. CLIPPERS	W 89-85	37-34	Garnett - 20	Garnett - 13	14,007
31	1/7	PHILADELPHIA	W 89-84	17-14	Cassell - 26	Garnett - 18	19,420	72	3/31	@ L.A. Lakers	W 105-96	38-34	Garnett - 23	Garnett - 12	18,997
32	1/8	@ Washington	L 114-117	17-15	Garnett - 25	Garnett - 19	20,173	73	4/1	@ Phoenix	L 98-107	38-35	Szczerbiak - 18	Garnett/Griffin - 15	18,422
33	1/10	L.A. LAKERS	L 96-105	17-16	Garnett - 23	Garnett - 13	18,642	74	4/1	@ Sacramento	W 112-100	39-35	Garnett - 30	Garnett - 13	17,317
34	1/12	ORLANDO	L 80-87	17-17	Garnett - 19	Garnett - 25	15,532	75	4/6	UTAH	W 111-86	40-35	Szczerbiak - 20	Garnett - 16	15,022
35	1/14	@ Denver	W 93-83	18-17	Sprewell - 29	Garnett - 10	18,906	76	4/8	DENVER	L 104-107	40-36	Cassell - 27	Garnett - 16	19,904
36	1/15	PORTLAND	W 92-84	19-17	Sprewell - 25	Griffin - 18	17,439	77	4/9	@ Atlanta	L 98-105	40-37	Garnett - 31	Olowokandi - 13	17,583
37	1/17	TORONTO	L 91-100	19-18	Szczerbiak - 25	Garnett - 14	16,632	78	4/13	GOLDEN STATE	W 116-100	41-37	Sprewell - 27	Garnett - 15	15,239
38	1/19	@ L.A. Lakers	L 90-93	19-19	Garnett - 27	Garnett - 9	18,417	79	4/15	@ Utah	W 100-84	42-37	Garnett - 22	Garnett/Griffin - 9	18,817
39	1/21	@ Seattle	W 112-107	20-19	Szczerbiak - 34	Garnett - 8	17,072	80	4/17	SEATTLE	L 94-109	42-38	Sprewell - 20	Garnett/Griffin - 8	17,779
40	1/22	@ Portland	W 92-83	21-19	Szczerbiak - 18	Garnett - 16	18,432	81	4/18	@ New Orleans	W 102-99	43-38	Szczerbiak - 18	Ebi - 8	15,234
41	1/24	DETROIT	W 86-83	22-19	Garnett - 22	Griffin - 10	17,439	82	4/20	SAN ANTONIO	W 95-73	44-38	Hassell - 19	Olowokandi - 14	18,122



2003-04

RECORD: 58-24



BACK ROW (L-R): Gary Trent, Mark Madsen, Ervin Johnson, Kevin Garnett, Michael Olowokandi, Oliver Miller, Ndudi Ebi, Wally Szczerbiak

MIDDLE ROW (L-R): Athletic Training Intern Eric Sand, Athletic Trainer Gregg Farnam, Strength and Conditioning Coach/Assistant Trainer Joe Sharpe, Physical Therapist Andre Deloya, Troy Hudson, Sam Cassell, Latrell Sprewell, Trenton Hassell, Fred Hoiberg, Medical Director Dr. Sheldon Burns, Orthopaedic Surgeon Dr. David Fischer

FRONT ROW (L-R): Assistant Coach Greg Ballard, Special Assistant to the VP of Basketball Operations/General Manager Ed Prohovsky, Assistant Coach Don Zierden, Assistant Coach Randy Wittman, Vice President of Player Personnel Rob Babcock, President Rob Moor, Vice President of Basketball Operations/General Manager Kevin McHale, Head Coach Flip Saunders, Director of Scouting and Player Development/Assistant Coach Jerry Sichting, Assistant Coach Sid Lowe

PLAYER	FIELD GOALS			3-POINT FG		FREE THROWS			REBOUNDS				AST	PF	STL	BLK	PTS	AVG		
	G/GS	MIN	FG	FGA	PCT	FG	FGA	PCT	FT	FTA	PCT	OFF							DEF	TOT
GARNETT	82/82	3231	804	1611	.499	11	43	.256	368	465	.791	245	894	1139	409	202	120	178	1987	24.2
CASSELL	81/81	2838	620	1270	.488	74	86	.398	289	331	.873	44	227	271	592	247	102	18	1603	19.8
SPREWELL	82/82	3100	518	1266	.409	99	299	.331	240	295	.814	56	254	310	286	101	88	21	1375	16.8
SZCZERBIAK	28/0	622	106	236	.449	20	46	.435	53	64	.828	24	64	88	33	42	12	1	285	10.2
HUDSON	29/1	503	80	207	.386	31	77	.403	27	33	.818	4	31	35	70	32	7	0	218	7.5
HOIBERG	79/3	1804	178	383	.465	76	172	.442	98	116	.845	21	247	268	109	136	66	10	530	6.7
OLWOKANDI	43/25	925	121	285	.425	0	0	---	36	61	.590	78	167	245	24	137	16	68	278	6.5
TRENT	68/2	1025	155	328	.473	0	6	.000	69	91	.758	83	133	216	49	129	12	17	379	5.6
HASSELL	81/74	2264	177	381	.465	4	13	.308	48	61	.787	68	189	257	133	200	36	54	406	5.0
MADSEN	72/12	1246	101	204	.495	0	6	.000	57	118	.483	134	138	272	28	175	33	18	259	3.6
MARTIN	16/0	172	20	67	.299	6	26	.231	9	9	1.000	2	5	7	23	23	2	1	55	3.4
MCLEOD	33/0	391	27	82	.329	1	10	.100	33	43	.767	5	29	34	59	39	16	1	88	2.7
GOLDWIRE	5/0	66	5	14	.357	2	6	.333	1	1	1.000	1	5	6	10	5	3	0	13	2.6
MILLER	48/1	506	53	100	.530	0	1	.000	15	23	.652	46	84	130	36	91	19	26	121	2.5
JOHNSON	66/47	965	55	103	.534	0	1	.000	17	28	.607	61	171	232	24	156	27	43	127	1.9
LEWIS	14/0	65	7	20	.350	2	5	.400	0	0	---	1	6	7	2	10	2	2	16	1.1
EBI	17/0	32	6	14	.429	0	0	---	1	4	.250	2	1	3	3	6	0	4	13	0.8
TIMBERWOLVES	82	19755	3033	6571	.462	326	897	.363	1361	1743	.781	875	2645	3520	1890	1731	561	462	7753	94.5
OPPONENTS	82	19755	2741	6625	.414	395	1181	.334	1426	1893	.753	1001	2400	3401	1701	1656	547	296	7303	89.1



2003-04
DAY-BY-DAY

G#	DATE	OPPONENT	WOLVES/OPP	RECORD	HIGH POINTS	HIGH REBOUNDS	ATTEND.	G#	DATE	OPPONENT	WOLVES/OPP	RECORD	HIGH POINTS	HIGH REBOUNDS	ATTEND.
1	10/29	MILWAUKEE	W 95-89	1-0	Garnett - 25	Garnett - 21	17,784	42	1/25	PHOENIX	W 99-95	30-12	Cassell - 32	Garnett - 17	16,002
2	10/31	@ New Jersey	L 61-84	1-1	Garnett - 23	Sprewell - 10	17,145	43	1/26	@ Denver	W 97-95	31-12	Garnett - 31	Garnett - 13	15,320
3	11/1	TORONTO	W 73-56	2-1	Garnett - 20	Garnett - 7	15,869	44	1/28	@ Golden State	L 90-97	31-13	Sprewell - 27	Garnett - 20	18,112
4	11/3	@ Utah	L 88-93	2-2	Cassell - 27	Olowokandi - 8	17,177	45	1/30	@ L.A. Lakers	W 97-84	32-13	Sprewell - 35	Garnett - 11	18,997
5	11/5	SACRAMENTO	L 121-125 (OT)	2-3	Garnett - 28	Garnett - 11	15,889	46	2/1	PHILADELPHIA	W 106-101	33-13	Garnett - 32	Garnett - 13	16,987
6	11/7	@ Orlando	W 100-71	3-3	Sprewell - 22	Garnett - 17	16,074	47	2/3	ORLANDO	W 113-100	34-13	Garnett - 30	Garnett - 14	14,979
7	11/8	@ Miami	W 88-79	4-3	Garnett - 25	Garnett - 17	14,645	48	2/4	@ Atlanta	L 89-97	34-14	Cassell - 20	Garnett - 12	16,073
8	11/11	SEATTLE	L 87-89	4-4	Garnett - 26	Garnett - 13	14,107	49	2/6	CLEVELAND	W 103-92	35-14	Garnett - 35	Garnett - 12	19,212
9	11/13	@ Chicago	W 92-89 (OT)	5-4	Sprewell - 27	Garnett - 17	21,722	50	2/8	MEMPHIS	L 98-99	35-15	Cassell - 34	Garnett - 16	19,179
10	11/14	UTAH	L 77-85	5-5	Garnett - 23	Garnett - 14	17,182	51	2/10	L.A. CLIPPERS	W 96-84	36-15	Garnett - 31	Garnett - 16	15,298
11	11/18	DENVER	W 89-76	6-5	Garnett - 26	Garnett - 11	15,090	52	2/11	@ Utah	W 77-66	37-15	Cassell - 24	Garnett - 12	19,911
12	11/21	@ Cleveland	W 97-83	7-5	Sprewell - 31	Garnett - 15	19,269	53	2/17	PHOENIX	W 110-95	38-15	Garnett - 32	Garnett - 14	16,181
13	11/22	L.A. CLIPPERS	W 103-91	8-5	Garnett - 30	Garnett - 19	16,080	54	2/19	SACRAMENTO	W 92-75	39-15	Garnett - 22	Garnett - 24	18,667
14	11/25	@ Indiana	L 75-98	8-6	Garnett/Cassell - 25	Garnett - 16	14,540	55	2/20	@ Detroit	W 88-87	40-15	Garnett - 25	Garnett - 13	22,076
15	11/26	NEW YORK	L 92-97	8-7	Garnett - 25	Garnett - 14	15,901	56	2/22	SAN ANTONIO	L 92-94	40-16	Garnett - 28	Garnett - 10	20,347
16	11/28	@ Memphis	W 102-98	9-7	Cassell - 25	Garnett - 18	16,741	57	2/24	@ Milwaukee	W 108-102	41-16	Cassell - 29	Garnett - 18	18,717
17	11/29	@ Dallas	L 88-92	9-8	Garnett - 28	Garnett - 20	20,089	58	2/25	NEW JERSEY	W 81-68	42-16	Hudson - 29	Olowokandi - 11	17,232
18	12/3	@ Phoenix	W 92-79	10-8	Cassell - 27	Garnett - 12	16,508	59	2/27	GOLDEN STATE	W 91-81	43-16	Garnett - 24	Hoiberg - 11	19,012
19	12/5	@ Sacramento	W 112-109 (OT)	11-8	Sprewell - 37	Garnett - 25	17,317	60	2/29	@ Philadelphia	L 74-81	43-17	Garnett - 27	Garnett - 13	20,453
20	12/7	@ L.A. Clippers	W 96-94	12-8	Sprewell - 27	Garnett - 8	14,370	61	3/3	DALLAS	W 121-97	44-17	Garnett - 28	Garnett - 19	19,006
21	12/9	GOLDEN STATE	L 95-98	12-9	Garnett - 33	Garnett - 14	14,195	62	3/5	HOUSTON	L 109-112	44-18	Garnett - 32	Garnett - 18	20,109
22	12/12	@ Washington	W 110-91	13-9	Cassell - 25	Garnett - 16	16,802	63	3/7	BOSTON	L 77-80	44-19	Garnett - 20	Garnett/Olowokandi - 14	17,661
23	12/15	@ Boston	W 116-95	14-9	Garnett/Cassell - 27	Garnett - 12	17,234	64	3/9	@ Seattle	W 105-92	45-19	Sprewell - 31	Garnett/Olowokandi - 10	17,072
24	12/16	HOUSTON	W 92-75	15-9	Cassell - 25	Garnett - 13	15,715	65	3/10	@ Portland	L 79-92	45-20	Garnett - 20	Cassell - 8	15,456
25	12/18	DALLAS	W 114-109	16-9	Garnett - 35	Trent - 12	17,794	66	3/12	L.A. LAKERS	W 96-86	46-20	Garnett - 20	Garnett - 13	20,391
26	12/20	INDIANA	W 102-80	17-9	Garnett - 28	Garnett - 9	16,624	67	3/14	PORTLAND	L 83-92	46-21	Cassell, Garnett - 20	Garnett - 14	18,787
27	12/23	@ New York	W 98-92	18-9	Cassell/Sprewell - 31	Garnett - 13	19,763	68	3/18	@ San Antonio	L 86-106	46-22	Garnett - 28	Garnett - 12	18,797
28	12/26	@ Portland	L 92-101	18-10	Garnett - 27	Garnett - 10	17,237	69	3/19	@ Phoenix	W 93-80	47-22	Szczerbiak - 24	Garnett - 20	18,422
29	12/27	@ Seattle	W 104-86	19-10	Garnett - 28	Garnett - 14	17,072	70	3/21	DENVER	W 98-77	48-22	Garnett - 20	Garnett - 13	19,557
30	12/30	CHICAGO	W 98-93	20-10	Garnett - 28	Garnett - 15	20,092	71	3/23	SAN ANTONIO	W 86-81	49-22	Garnett - 27	Cassell/Garnett - 10	20,111
31	1/2	ATLANTA	W 93-75	21-10	Garnett - 18	Garnett - 15	17,074	72	3/24	@ Denver	L 92-101	49-23	Garnett - 24	Garnett - 14	19,099
32	1/3	@ Dallas	L 112-119	21-11	Cassell - 34	Garnett - 22	19,936	73	3/26	@ L.A. Lakers	L 73-90	49-24	Sprewell - 19	Garnett - 16	18,997
33	1/6	L.A. LAKERS	W 106-90	22-11	Sprewell - 30	Garnett - 18	20,095	74	3/27	@ L.A. Clippers	W 98-82	50-24	Sprewell - 18	Garnett - 15	19,424
34	1/8	PORTLAND	W 96-75	23-11	Garnett - 26	Garnett - 14	15,599	75	3/29	@ Houston	W 94-88	51-24	Garnett - 27	Garnett - 11	16,270
35	1/10	MIAMI	W 83-77	24-11	Garnett - 28	Garnett - 17	17,026	76	3/31	SEATTLE	W 90-83	52-24	Garnett/Sprewell - 27	Olowokandi - 11	19,006
36	1/13	@ New Orleans	W 94-89	25-11	Sprewell - 26	Garnett - 14	14,701	77	4/2	WASHINGTON	W 91-73	53-24	Garnett - 22	Olowokandi - 12	19,159
37	1/14	@ San Antonio	W 100-93	26-11	Cassell - 33	Garnett - 10	17,411	78	4/4	MEMPHIS	W 90-82	54-24	Cassell - 36	Garnett - 22	19,068
38	1/17	@ Houston	L 76-95	26-12	Cassell - 25	Garnett - 7	18,145	79	4/8	@ Sacramento	W 94-86	55-24	Cassell - 29	Garnett - 17	17,317
39	1/19	NEW ORLEANS	W 97-90	27-12	Garnett - 29	Garnett - 15	17,117	80	4/9	@ Golden State	W 92-74	56-24	Garnett - 29	Garnett - 15	19,753
40	1/21	@ Toronto	W 108-97	28-12	Cassell - 30	Garnett - 11	18,846	81	4/12	UTAH	W 104-90	57-24	Sprewell - 24	Garnett - 17	18,881
41	1/23	DETROIT	W 80-79	29-12	Garnett - 22	Garnett - 17	19,006	82	4/14	@ Memphis	W 107-90	58-24	Garnett - 26	Garnett/Olowokandi - 9	19,351



2002-03

RECORD: 51-31



BACK ROW (L-R): Anthony Peeler, Wally Szczerbiak, Marc Jackson, Kevin Garnett, Loren Woods, Rasho Nesterovic, Joe Smith, Gary Trent

MIDDLE ROW (L-R): Athletic Training Intern James Tousignant, Strength and Conditioning Coach/Assistant Trainer Joe Sharpe, Athletic Trainer Gregg Farnam, Mike Wilks, Rod Strickland, Troy Hudson, Kendall Gill, Felipe Lopez, Igor Rakocevic, Physical Therapist Andre Deloya, Orthopaedic Surgeon Dr. David Fischer, Medical Director Dr. Sheldon Burns

FRONT ROW (L-R): Special Assistant to the VP of Basketball Operations/General Manager Ed Prohofsky, Assistant Coach Don Zierden, Assistant Coach Randy Wittman, Vice President of Player Personnel Rob Babcock, Owner Glen Taylor, Vice President of Basketball Operations/General Manager Kevin McHale, Head Coach Flip Saunders, Director of Scouting and Player Development/Assistant Coach Jerry Sichting, Assistant Coach Greg Ballard

PLAYER	FIELD GOALS			3-POINT FG			FREE THROWS			REBOUNDS			OFF	DEF	TOT	AST	PF	STL	BLK	PTS	AVG
	G/GS	MIN	FG	FGA	PCT	FG	FGA	PCT	FT	FTA	PCT										
GARNETT	82/82	3321	743	1481	.502	20	71	.282	377	502	.751	244	858	1102	495	199	113	129	1883	23.0	
SZCZERBIAK	52/42	1836	351	729	.481	61	145	.421	150	173	.867	53	188	241	136	123	44	22	913	17.6	
HUDSON	79/74	2600	409	956	.428	97	266	.365	208	231	.900	42	141	183	452	160	60	7	1123	14.2	
NESTEROVIC	77/77	2337	400	762	.525	0	2	.000	61	95	.642	146	358	504	114	256	39	116	861	11.2	
GILL	82/34	2068	286	677	.422	19	59	.322	123	161	.764	51	197	248	156	176	78	15	714	8.7	
PEELER	82/39	2245	252	609	.414	87	212	.410	39	50	.780	40	201	241	244	161	72	13	630	7.7	
SMITH	54/21	1117	151	328	.460	0	2	.000	102	131	.779	111	159	270	38	171	14	55	404	7.5	
STRICKLAND	47/8	956	120	278	.432	1	11	.091	79	107	.738	20	75	95	215	55	46	6	320	6.8	
TRENT	80/22	1222	208	389	.535	0	2	.000	60	101	.594	106	185	291	77	142	32	23	476	6.0	
JACKSON	77/0	1041	153	349	.438	1	1	1.000	114	149	.765	86	139	225	37	137	24	30	421	5.5	
WILKS (TOT)	46/7	688	50	148	.338	10	35	.286	37	47	.787	20	51	71	92	69	27	4	147	3.2	
WILKS (MIN)	31/0	324	21	67	.313	4	18	.222	16	18	.889	11	19	30	50	31	11	3	62	2.0	
SLATER	26/0	141	27	50	.540	0	0	---	27	45	.600	18	13	31	4	31	6	1	81	3.1	
WOODS	38/11	353	29	76	.382	1	3	.333	21	27	.778	27	68	95	19	37	10	13	80	2.1	
RAKOCEVIC	42/0	244	22	58	.379	5	12	.417	29	36	.806	4	13	17	33	25	4	0	78	1.9	
TIMBERWOLVES	82	19805	3172	6809	.466	296	804	.368	1406	1826	.770	959	2614	3573	2070	1704	553	433	8046	98.1	
OPPONENTS	82	19805	3005	6873	.437	472	1362	.347	1394	1853	.752	974	2444	3418	1871	1686	571	405	7876	96.0	



2002-03
DAY-BY-DAY

G#	DATE	OPPONENT	WOLVES/OPP	RECORD	HIGH POINTS	HIGH REBOUNDS	ATTEND.	G#	DATE	OPPONENT	WOLVES/OPP	RECORD	HIGH POINTS	HIGH REBOUNDS	ATTEND.
1	10/30	DENVER	W 83-77	1-0	Hudson - 23	Garnett - 12	16,113	42	1/22	SEATTLE	W 96-91	24-18	Garnett - 20	Nesterovic - 10	13,273
2	11/1	ORLANDO	W 111-105	2-0	Garnett - 23	Garnett - 14	14,117	43	1/24	L.A. CLIPPERS	W 88-85	25-18	Szczerbiak - 18	Garnett - 14	14,084
3	11/2	@ Indiana	L 80-87	2-1	Gill - 14	Garnett - 10	16,058	44	1/25	@ Washington	W 97-89	26-18	Gill - 19	Garnett - 10	20,173
4	11/4	@ New Jersey	L 82-106	2-2	Garnett - 23	Garnett - 10	14,076	45	1/27	SAN ANTONIO	W 106-95	27-18	Garnett - 34	Garnett - 10	14,306
5	11/5	WASHINGTON	W 90-86	3-2	Gill - 22	Garnett - 16	18,009	46	1/30	@ Dallas	L 109-112	27-19	Hudson/Garnett - 31	Garnett - 17	19,874
6	11/7	MILWAUKEE	W 114-110	4-2	Garnett - 28	Garnett - 24	14,776	47	1/31	@ Houston	L 101-121	27-20	Hudson - 23	Garnett - 7	15,497
7	11/9	BOSTON	L 99-105	4-3	Garnett - 24	Nesterovic - 13	15,349	48	2/2	PHILADELPHIA	W 99-91	28-20	Garnett - 30	Garnett - 17	18,089
8	11/11	@ San Antonio	L 75-91	4-4	Nesterovic - 16	Garnett - 14	15,594	49	2/4	HOUSTON	W 103-89	29-20	Garnett - 23	Garnett - 11	15,333
9	11/13	@ New Orleans	L 98-102	4-5	Garnett/Strickland - 16	Nesterovic - 12	13,019	50	2/11	DALLAS	W 100-98	30-20	Garnett - 26	Garnett - 12	15,145
10	11/15	@ Memphis	W 99-95	5-5	Garnett - 28	Woods - 10	14,871	51	2/12	@ Cleveland	W 102-91	31-20	Garnett - 26	Garnett - 17	9,190
11	11/16	INDIANA	L 101-107	5-6	Garnett - 27	Garnett - 9	15,176	52	2/14	NEW ORLEANS	W 114-93	32-20	Garnett - 23	Garnett/Trent - 8	16,347
12	11/19	MEMPHIS	W 110-106 (OT)	6-6	Garnett - 34	Garnett - 22	13,332	53	2/16	GOLDEN STATE	W 109-102	33-20	Garnett - 37	Garnett - 22	15,003
13	11/20	@ Atlanta	W 103-93	7-6	Hudson - 20	Garnett - 12	7,812	54	2/17	@ Utah	L 97-109	33-21	Garnett - 34	Garnett - 10	19,370
14	11/23	NEW JERSEY	L 82-96	7-7	Garnett - 19	Garnett - 15	15,474	55	2/19	@ Denver	W 85-77	34-21	Garnett - 25	Garnett - 14	15,109
15	11/24	@ New York	W 106-88	8-7	Garnett - 25	Garnett - 15	18,779	56	2/21	DETROIT	W 103-96	35-21	Garnett - 34	Garnett - 16	14,881
16	11/27	SACRAMENTO	W 90-74	9-7	Garnett - 20	Garnett - 13	17,821	57	2/23	PHOENIX	W 99-97	36-21	Szczerbiak - 30	Garnett - 15	15,771
17	11/29	@ Utah	L 77-95	9-8	Garnett - 21	Garnett - 13	18,644	58	2/24	@ Milwaukee	W 117-114	37-21	Garnett - 34	Garnett/Nesterovic - 12	18,717
18	12/1	@ L.A. Lakers	W 110-107	10-8	Garnett - 23	Garnett - 15	18,997	59	2/26	UTAH	W 92-85	38-21	Garnett - 24	Garnett - 14	14,227
19	12/3	@ Sacramento	L 86-98	10-9	Hudson - 19	Garnett - 16	17,317	60	2/28	CLEVELAND	W 118-95	39-21	Szczerbiak - 25	Garnett - 10	15,279
20	12/5	@ Golden State	W 114-98	11-9	Garnett - 21	Garnett - 15	12,357	61	3/2	NEW YORK	W 99-90	40-21	Szczerbiak - 26	Garnett - 16	15,071
21	12/7	@ L.A. Clipper	L 88-104	11-10	Garnett - 19	Garnett - 14	16,666	62	3/4	@ Seattle	L 83-92	40-22	Garnett - 22	Garnett - 11	16,368
22	12/9	@ Denver	W 92-84	12-10	Hudson - 22	Garnett - 13	12,378	63	3/5	@ Sacramento	L 95-96 (OT)	40-23	Garnett - 27	Garnett - 24	17,317
23	12/12	ATLANTA	W 113-95	13-10	Garnett - 21	Garnett/Gill - 8	13,709	64	3/7	@ L.A. Lakers	L 96-106	40-24	Nesterovic - 19	Garnett/Szczerbiak - 10	18,997
24	12/14	PORTLAND	L 92-98 (OT)	13-11	Garnett - 21	Smith - 11	15,003	65	3/9	@ Phoenix	W 105-98	41-24	Garnett - 29	Garnett - 14	19,023
25	12/17	L.A. LAKERS	W 96-80	14-11	Garnett - 23	Smith - 13	16,447	66	3/10	@ Dallas	W 92-83	42-24	Garnett - 31	Garnett - 18	20,049
26	12/18	@ Philadelphia	L 94-99	14-12	Garnett - 24	Garnett - 16	17,004	67	3/12	SAN ANTONIO	L 99-111	42-25	Hudson - 30	Garnett - 13	15,309
27	12/20	@ Boston	L 99-108	14-13	Garnett - 27	Nesterovic - 13	17,078	68	3/14	L.A. LAKERS	L 99-106	42-26	Garnett - 23	Garnett - 17	20,199
28	12/21	HOUSTON	W 98-86	15-13	Garnett - 27	Trent - 13	16,329	69	3/16	PORTLAND	W 111-95	43-26	Szczerbiak - 20	Jackson - 12	19,006
29	12/27	@ Chicago	W 113-100	16-13	Garnett - 25	Garnett - 15	19,398	70	3/18	MEMPHIS	W 96-80	44-26	Garnett - 29	Garnett - 19	15,355
30	12/28	@ Detroit	L 82-106	16-14	Garnett - 20	Garnett - 13	22,076	71	3/21	@ San Antonio	W 101-94 (OT)	45-26	Garnett - 24	Garnett - 18	18,797
31	12/30	PHOENIX	W 104-98	17-14	Garnett - 22	Garnett - 14	18,347	72	3/25	MIAMI	W 108-91	46-26	Garnett/Szczerbiak - 26	Jackson - 10	15,237
32	1/4	UTAH	L 97-105	17-15	Garnett - 26	Garnett - 14	16,473	73	3/27	@ Orlando	L 107-110	46-27	Garnett - 26	Garnett - 14	15,033
33	1/7	@ Houston	L 86-94	17-16	Garnett - 25	Garnett - 16	12,212	74	3/28	@ Miami	L 84-111	46-28	Garnett - 17	Garnett - 9	14,522
34	1/8	GOLDEN STATE	W 102-95	18-16	Hudson - 23	Garnett - 14	13,222	75	3/30	DALLAS	L 95-119	46-29	Garnett - 24	Garnett - 11	19,304
35	1/10	SACRAMENTO	W 115-109 (OT)	19-16	Smith - 25	Garnett - 15	16,591	76	4/2	SEATTLE	W 91-86	47-29	Hudson - 31	Garnett - 9	14,117
36	1/12	@ Toronto	L 91-105	19-17	Garnett - 26	Trent - 7	19,800	77	4/5	@ Phoenix	L 94-111	47-30	Garnett - 25	Garnett - 17	18,413
37	1/13	DENVER	W 89-75	20-17	Peeler - 20	Garnett - 15	13,009	78	4/6	@ Portland	W 97-78	48-30	Szczerbiak - 25	Garnett - 14	20,169
38	1/15	@ L.A. Clipper	W 95-64	21-17	Garnett - 21	Nesterovic - 10	15,838	79	4/9	@ Seattle	L 92-100	48-31	Garnett - 29	Garnett - 18	16,039
39	1/17	@ Golden State	L 98-107	21-18	Garnett - 22	Nesterovic - 7	14,374	80	4/11	L.A. CLIPPERS	W 106-90	49-31	Garnett - 24	Garnett - 15	16,107
40	1/18	@ Portland	W 104-98	22-18	Garnett - 31	Garnett - 20	20,484	81	4/13	CHICAGO	W 119-95	50-31	Szczerbiak - 44	Garnett - 19	18,171
41	1/20	TORONTO	W 89-81	23-18	Garnett - 19	Garnett - 15	14,773	82	4/16	@ Memphis	W 95-87	51-31	Garnett - 19	Garnett - 16	15,478



2001-02
RECORD: 50-32



BACK ROW (L-R): Maurice Evans, Marc Jackson, Joe Smith, Rasho Nesterovic, Loren Woods, Kevin Garnett, Gary Trent, Wally Szczerbiak

MIDDLE ROW (L-R): Strength and Conditioning Coach Sol Brandys, Athletic Training Intern Dan Duffy, Anthony Peeler, Terrell Brandon, Robert Pack, Sam Mitchell, Chauncey Billups, William Avery, Physical Therapist Andre Deloya, Orthopaedic Surgeon Dr. David Fischer, Medical Director Dr. Sheldon Burns

FRONT ROW (L-R): Assistant Coach Don Zierden, Assistant Coach Jimmy Williams, Assistant Coach Randy Wittman, Director of Player Personnel Rob Babcock, President Rob Moor, Owner Glen Taylor, Vice President of Basketball Operations Kevin McHale, Head Coach Flip Saunders, Director of Scouting and Player Development/Assistant Coach Jerry Sichting, Assistant Coach Greg Ballard, Special Assistant to the VP of Basketball Operations Ed Prohofsky, Trainer Gregg Farnam

PLAYER	G/GS	MIN	FIELD GOALS			3-POINT FG		FREE THROWS			REBOUNDS			AST	PF	STL	BLK	PTS	AVG	
			FG	FGA	PCT	FG	FGA	PCT	FT	FTA	PCT	OFF	DEF							TOT
GARNETT	81-81	3175	659	1401	.470	37	116	.319	359	448	.801	243	738	981	422	184	96	126	1714	21.2
SZCZERBIAK	82-82	3117	609	1200	.508	87	191	.455	226	272	.831	120	271	391	257	188	66	21	1531	18.7
BILLUPS	82-54	2355	348	823	.423	124	315	.394	207	234	.885	35	191	226	450	169	66	17	1027	12.5
BRANDON	32-28	962	155	365	.425	4	23	.174	83	84	.988	17	76	93	264	49	52	6	397	12.4
SMITH	72-63	1922	297	581	.511	2	3	.667	171	206	.830	152	301	453	82	250	39	59	767	10.7
PEELER	82-0	2060	288	684	.421	111	283	.392	50	58	.862	37	169	206	177	137	61	11	737	9.0
NESTEROVIC	82-82	2218	324	657	.493	0	1	.000	39	71	.549	200	334	534	75	262	45	109	687	8.4
TRENT	64-10	1140	193	381	.507	0	2	.000	92	144	.639	104	166	270	60	160	21	27	478	7.5
JACKSON (TOT)	39-0	495	60	164	.366	0	1	.000	66	80	.825	48	80	128	14	69	11	6	186	4.8
JACKSON (MIN)	22-0	326	38	99	.384	0	1	.000	26	32	.813	31	54	85	7	44	6	3	102	4.6
PACK	16-0	252	25	68	.368	1	4	.250	11	15	.733	7	16	23	49	32	13	0	62	3.9
MITCHELL	74-10	726	98	227	.432	10	35	.286	38	49	.776	18	64	82	45	79	12	4	244	3.3
AVERY	28-0	258	26	90	.289	6	35	.171	13	19	.684	4	20	24	36	17	7	0	71	2.5
LOPEZ	67-0	581	59	156	.378	14	33	.424	37	55	.673	29	51	80	39	73	18	1	169	2.5
EVANS	10-0	45	9	19	.474	0	3	.000	3	4	.750	3	1	4	4	9	0	0	21	2.1
WOODS	60-0	516	33	96	.344	0	2	.000	44	60	.733	46	76	122	22	60	17	34	110	1.8
TIMBERWOLVES	82	19805	3175	6887	.461	396	1047	.378	1399	1754	.798	1059	2562	3621	1993	1739	524	427	8145	99.3
OPPONENTS	82	19805	2962	6654	.445	492	1321	.372	1452	1958	.742	912	2326	3238	1855	1676	542	407	7868	96.0



2001-02
DAY-BY-DAY

G#	DATE	OPPONENT	WOLVES/OPP	RECORD	HIGH POINTS	HIGH REBOUNDS	ATTEND.	G#	DATE	OPPONENT	WOLVES/OPP	RECORD	HIGH POINTS	HIGH REBOUNDS	ATTEND.
1	10/30	PHILADELPHIA	W 83-74	1-0	Billups - 22	Smith - 8	18,697	42	1/25	@ Toronto	L 100-107	30-12	Billups - 17	Nesterovic/Woods - 9	19,800
2	11/2	MEMPHIS	W 111-102	2-0	Garnett - 30	Garnett - 14	16,922	43	1/26	ATLANTA	W 103-80	31-12	Garnett - 20	Garnett - 7	19,828
3	11/3	@ Houston	W 90-88	3-0	Garnett - 37	Garnett - 12	10,724	44	1/29	@ Cleveland	L 81-114	31-13	Garnett - 14	Garnett - 11	14,783
4	11/6	NEW YORK	W 104-94	4-0	Szczerbiak - 35	Garnett - 13	16,444	45	1/30	@ Philadelphia	L 91-96	31-14	Szczerbiak - 31	Smith - 13	20,436
5	11/8	CHICAGO	W 127-74	5-0	Smith - 17	Smith - 8	15,719	46	2/1	@ Boston	W 98-95 (OT)	32-14	Garnett/Brandon - 21	Garnett - 15	18,624
6	11/10	@ Milwaukee	W 98-82	6-0	Garnett - 20	Garnett - 15	18,717	47	2/3	SACRAMENTO	L 107-112	32-15	Garnett - 32	Garnett - 12	19,006
7	11/13	CLEVELAND	L 103-107	6-1	Garnett - 28	Garnett - 14	13,605	48	2/4	@ San Antonio	L 83-113	32-16	Trent - 16	Trent - 8	17,809
8	11/16	@ Indiana	W 120-113 (2OT)	7-1	Garnett - 24	Trent - 12	17,097	49	2/6	PORTLAND	W 113-103	33-16	Szczerbiak - 30	Garnett - 12	16,233
9	11/17	ORLANDO	W 103-95	8-1	Garnett/Smith - 21	Garnett - 16	19,479	50	2/13	PHOENIX	W 107-92	34-16	Garnett - 33	Garnett - 13	18,701
10	11/20	@ Miami	W 80-73	9-1	Szczerbiak - 22	Garnett - 16	15,226	51	2/15	DENVER	L 98-99	34-17	Peeler - 24	Garnett - 14	19,669
11	11/21	@ Orlando	L 106-117	9-2	Smith - 26	Garnett - 13	15,014	52	2/17	MIAMI	W 93-80	35-17	Billups - 23	Garnett - 12	19,279
12	11/24	SAN ANTONIO	W 99-94	10-2	Nesterovic - 24	Garnett/Nesterovic - 12	19,006	53	2/19	@ Dallas	W 117-100	36-17	Billups - 36	Smith - 12	20,035
13	11/27	@ Seattle	L 102-112	10-3	Garnett - 22	Smith - 13	11,663	54	2/21	@ Houston	L 83-89	36-18	Garnett - 19	Garnett - 12	12,620
14	11/28	@ L.A. Clippers	L 75-94	10-4	Szczerbiak - 20	Garnett - 15	16,335	55	2/23	@ San Antonio	W 112-88	37-18	Garnett - 30	Garnett/Nesterovic - 11	34,735
15	12/1	@ L.A. Lakers	L 76-102	10-5	Szczerbiak - 19	Garnett - 14	18,997	56	2/25	@ Charlotte	W 97-92	38-18	Szczerbiak - 24	Jackson - 12	11,222
16	12/4	SEATTLE	W 108-83	11-5	Garnett - 21	Garnett - 15	16,182	57	2/27	L.A. LAKERS	W 112-101	39-18	Garnett - 33	Garnett - 15	19,769
17	12/6	@ Memphis	W 105-80	12-5	Brandon - 22	Garnett - 15	12,861	58	3/1	SAN ANTONIO	L 77-85	39-19	Szczerbiak - 21	Garnett - 10	19,799
18	12/8	HOUSTON	W 107-97	13-5	Garnett - 21	Garnett - 9	16,447	59	3/2	@ Utah	W 116-105	40-19	Garnett - 26	Garnett - 11	18,641
19	12/11	GOLDEN STATE	W 107-86	14-5	Szczerbiak - 22	Smith - 12	15,534	60	3/5	@ Seattle	L 83-97	40-20	Peeler - 20	Garnett - 10	17,072
20	12/12	@ Utah	W 98-87	15-5	Garnett - 24	Szczerbiak - 10	17,870	61	3/6	@ Portland	L 78-85	40-21	Garnett - 19	Garnett - 13	19,233
21	12/14	SACRAMENTO	W 114-94	16-5	Garnett - 29	Garnett - 24	17,113	62	3/8	@ Phoenix	L 76-81	40-22	Szczerbiak - 27	Garnett - 18	16,914
22	12/15	@ Dallas	L 117-125	16-6	Szczerbiak - 27	Smith - 13	19,485	63	3/11	L.A. CLIPPERS	L 99-108	40-23	Garnett - 26	Garnett - 11	17,992
23	12/18	DALLAS	L 103-107	16-7	Billups - 23	Trent - 8	17,079	64	3/13	HOUSTON	L 95-96	40-24	Billups - 23	Garnett - 15	18,101
24	12/19	@ New Jersey	L 112-117 (OT)	16-8	Garnett - 29	Garnett - 21	12,810	65	3/15	INDIANA	L 85-98	40-25	Garnett - 24	Garnett - 12	19,143
25	12/21	CHARLOTTE	W 94-89	17-8	Garnett - 20	Garnett - 14	17,237	66	3/17	UTAH	L 89-96	40-26	Szczerbiak - 33	Garnett - 11	18,113
26	12/22	@ Chicago	W 95-74	18-8	Szczerbiak - 19	Smith - 13	19,121	67	3/19	TORONTO	W 112-80	41-26	Garnett - 20	Nesterovic - 12	17,010
27	12/26	@ Denver	W 94-91	19-8	Billups/Garnett - 22	Garnett - 12	14,726	68	3/21	@ Memphis	W 95-93	42-26	Garnett - 25	Garnett - 14	12,314
28	12/28	@ Sacramento	L 111-125	19-9	Szczerbiak - 31	Nesterovic - 10	17,317	69	3/23	PORTLAND	L 99-108	42-27	Garnett - 23	Garnett - 10	19,497
29	12/30	@ Portland	W 95-93	20-9	Garnett/Szczerbiak - 27	Garnett - 16	18,543	70	3/26	GOLDEN STATE	L 106-115	42-28	Garnett - 31	Garnett - 7	17,202
30	1/2	MILWAUKEE	W 95-77	21-9	Garnett - 22	Garnett - 19	19,497	71	3/28	DALLAS	W 113-111	43-28	Szczerbiak - 26	Garnett - 18	19,668
31	1/4	UTAH	W 93-86	22-9	Szczerbiak - 37	Garnett - 15	19,579	72	3/29	@ New York	W 98-77	44-28	Szczerbiak - 25	Garnett - 15	19,763
32	1/5	@ Atlanta	W 112-96	23-9	Szczerbiak - 23	Garnett - 14	13,826	73	3/31	NEW JERSEY	W 86-85	45-28	Garnett - 23	Garnett - 22	15,221
33	1/7	DETROIT	W 109-93	24-9	Garnett - 23	Garnett - 12	14,427	74	4/3	MEMPHIS	W 92-81	46-28	Billups - 26	Garnett - 17	17,183
34	1/9	SEATTLE	W 111-106	25-9	Garnett - 29	Garnett - 10	16,561	75	4/4	@ Denver	L 87-88	46-29	Garnett - 21	Garnett - 18	15,509
35	1/11	L.A. LAKERS	W 120-102	26-9	Szczerbiak - 34	Billups - 11	19,806	76	4/6	PHOENIX	W 108-104	47-29	Garnett - 32	Garnett - 11	18,716
36	1/12	@ Washington	W 108-100	27-9	Garnett - 31	Nesterovic - 11	20,674	77	4/8	@ Golden State	W 100-93	48-29	Garnett - 22	Garnett - 12	13,261
37	1/15	L.A. CLIPPERS	W 97-83	28-9	Szczerbiak - 21	Garnett - 12	18,101	78	4/9	@ Sacramento	L 103-122	48-30	Szczerbiak - 16	Garnett - 12	17,317
38	1/18	@ Phoenix	L 100-103 (OT)	28-10	Garnett - 32	Garnett - 14	16,860	79	4/11	@ L.A. Lakers	L 83-96	48-31	Garnett - 18	Garnett - 16	18,997
39	1/19	@ Golden State	W 105-102	29-10	Billups/Garnett - 21	Smith - 9	14,283	80	4/13	@ L.A. Clippers	W 101-98	49-31	Garnett - 35	Garnett - 10	19,567
40	1/21	WASHINGTON	W 105-101	30-10	Garnett - 23	Nesterovic - 7	20,320	81	4/15	BOSTON	L 90-93	49-32	Garnett - 20	Garnett - 11	17,009
41	1/23	@ Detroit	L 83-104	30-11	Billups/Garnett - 19	Garnett - 13	14,623	82	4/17	DENVER	W 104-90	50-32	Szczerbiak - 20	Nesterovic - 8	16,779



2000-01
RECORD: 47-35



BACK ROW (L-R): Sam Jacobson, Reggie Slater, Andrae Patterson, LaPhonso Ellis, Kevin Garnett, Rasho Nesterovic, Dean Garrett, Tom Hammonds, Sam Mitchell, Wally Szczerbiak, Felipe Lopez

MIDDLE ROW (L-R): Trainer Gregg Farnam, Athletic Training Intern Jeff Otte, Physical Therapist Andre Deloya, Terrell Brandon, Anthony Peeler, William Avery, Chauncey Billups, Strength and Conditioning Coach Sol Brandys, Orthopaedic Surgeon Dr. David Fischer, Medical Director Dr. Sheldon Burns

FRONT ROW (L-R): Assistant Coach Don Zierden, Assistant Coach Jimmy Williams, Director of Player Personnel Rob Babcock, President Rob Moor, Owner Glen Taylor, Vice President of Basketball Operations Kevin McHale, General Manager/Head Coach Flip Saunders, Director of Scouting and Player Development/Assistant Coach Jerry Sichting, Assistant Coach Greg Ballard, Special Assistant to the VP of Basketball Operations Ed Prohovsky

PLAYER	FIELD GOALS					3-POINT FG		FREE THROWS			REBOUNDS			OFF	DEF	TOT	AST	PF	STL	BLK	PTS	AVG
	G/GS	MIN	FG	FGA	PCT	FG	FGA	PCT	FT	FTA	PCT											
GARNETT	81/81	3202	704	1475	.477	19	66	.288	357	467	.764	219	702	921	401	204	111	145	1784	22.0		
BRANDON	78/78	2821	511	1134	.451	33	91	.363	195	224	.871	60	238	298	583	138	161	21	1250	16.0		
SZCZERBIAK	82/82	2856	469	920	.510	26	77	.338	181	208	.870	133	314	447	260	226	59	33	1145	14.0		
PEELER	75/41	2126	308	732	.421	100	256	.391	75	87	.862	44	148	192	166	91	18	791	10.5			
ELLIS	82/5	1948	298	642	.464	7	22	.318	169	214	.790	199	295	494	93	290	67	74	772	9.4		
BILLUPS	77/33	1790	248	587	.422	73	194	.376	144	171	.842	32	126	158	260	178	51	11	713	9.3		
LOPEZ (TOT)	70/48	1565	211	478	.441	19	52	.365	109	156	.699	55	179	234	107	156	62	30	550	7.9		
LOPEZ (MIN)	23/10	457	69	152	.454	13	23	.565	19	33	.576	25	49	74	34	46	21	12	170	7.4		
SLATER	55/16	686	90	175	.514	0	0	---	74	110	.673	78	108	186	26	126	18	9	254	4.6		
NESTEROVIC	73/39	1233	147	319	.461	0	1	.000	34	65	.523	99	187	286	45	189	25	63	328	4.5		
DAY	31/0	345	44	118	.373	26	69	.377	18	23	.783	10	27	37	28	52	10	7	132	4.3		
MITCHELL	82/4	983	118	289	.408	9	43	.209	40	55	.727	28	95	123	57	117	26	10	285	3.5		
AVERY	55/0	463	55	144	.382	16	59	.271	28	36	.778	5	24	29	75	48	13	4	154	2.8		
GARRETT	70/21	831	75	156	.481	0	0	---	27	39	.692	65	152	217	24	93	26	49	177	2.5		
JACOBSON	14/0	59	9	18	.500	0	0	---	2	3	.667	3	3	6	4	19	3	0	20	1.4		
HAMMONDS	7/0	30	3	10	.300	0	0	---	1	2	.500	2	2	4	1	8	0	0	7	1.0		
TIMBERWOLVES	82	19830	3148	6871	.458	322	901	.357	1364	1737	.785	1002	2470	3472	2083	1900	682	456	7982	97.3		
OPPONENTS	82	19830	2977	6588	.452	350	996	.351	1567	2164	.724	967	2505	3472	1834	1655	583	357	7871	96.0		



2000-01
DAY-BY-DAY

G#	DATE	OPPONENT	WOLVES/OPP	RECORD	HIGH POINTS	HIGH REBOUNDS	ATTEND.	G#	DATE	OPPONENT	WOLVES/OPP	RECORD	HIGH POINTS	HIGH REBOUNDS	ATTEND.
1	10/31	@ Houston	W 106-98	1-0	Garnett - 28	Nesterovic - 13	11,327	42	1/21	@ Vancouver	W 96-94	24-18	Brandon/Garnett - 20	Garnett - 9	13,108
2	11/2	@ San Antonio	L 91-103	1-1	Garnett - 21	Garrett - 12	14,193	43	1/23	PHOENIX	W 82-73	25-18	Brandon - 26	Garnett - 13	19,677
3	11/4	SACRAMENTO	W 99-91	2-1	Garnett - 28	Garnett - 12	19,006	44	1/25	ORLANDO	W 109-100	26-18	Ellis - 24	Garnett - 18	17,345
4	11/6	@ Utah	L 92-98	2-2	Brandon - 25	Garnett - 9	19,911	45	1/27	PORTLAND	W 93-80	27-18	Brandon - 22	Garnett - 11	19,367
5	11/8	@ Denver	L 107-109 (OT)	2-3	Garnett - 26	Garnett - 16	10,549	46	1/29	MILWAUKEE	W 99-96	28-18	Garnett - 29	Garnett - 18	17,171
6	11/9	PHILADELPHIA	L 82-84	2-4	Garnett - 24	Garnett - 9	16,119	47	1/31	L.A. LAKERS	W 96-83	29-18	Garnett - 21	Garnett/Ellis - 10	19,006
7	11/11	@ Milwaukee	W 103-92	3-4	Billups - 31	Szczerbiak - 12	18,717	48	2/1	@ Cleveland	W 90-81	30-18	Brandon - 27	Garnett - 10	13,904
8	11/15	GOLDEN STATE	W 92-90	4-4	Garnett - 24	Nesterovic - 11	16,034	49	2/3	@ Toronto	W 108-105	31-18	Garnett - 30	Garnett - 13	19,800
9	11/17	SAN ANTONIO	W 99-94 (OT)	5-4	Garnett - 32	Garnett - 12	17,288	50	2/7	SACRAMENTO	W 117-88	32-18	Garnett - 40	Garnett - 7	18,274
10	11/18	@ Atlanta	W 94-84	6-4	Garnett - 25	Garnett - 11	13,036	51	2/13	@ Portland	L 88-109	32-19	Garnett - 20	Garnett - 14	19,987
11	11/22	VANCOUVER	W 101-100	7-4	Garnett - 24	Ellis/Nesterovic - 12	16,783	52	2/14	@ Phoenix	L 96-104	32-20	Garnett/Ellis - 20	Ellis - 13	17,747
12	11/24	@ L.A. Lakers	L 108-115	7-5	Brandon - 27	Garnett - 7	18,997	53	2/16	SAN ANTONIO	L 85-91	32-21	Garnett - 31	Garnett - 16	18,881
13	11/25	@ Golden State	L 93-114	7-6	Garnett - 22	Garnett - 12	14,268	54	2/18	VANCOUVER	L 102-110	32-22	Garnett/Ellis - 16	Garnett - 13	18,693
14	11/28	@ Chicago	W 96-76	8-6	Szczerbiak - 18	Garnett - 12	22,204	55	2/21	HOUSTON	L 83-89	32-23	Garnett - 23	Garnett - 15	16,541
15	11/29	DENVER	L 100-107	8-7	Garnett - 25	Garnett - 13	15,227	56	2/23	GOLDEN STATE	W 122-83	33-23	Brandon - 27	Brandon - 10	19,006
16	12/1	@ Boston	W 102-98	9-7	Billups - 29	Garnett - 13	14,630	57	2/25	@ Indiana	L 100-110	33-24	Garnett - 23	Garnett - 14	18,345
17	12/2	@ New York	L 90-100	9-8	Garnett - 21	Garnett/Szczerbiak - 7	19,763	58	2/28	DETROIT	W 111-100	34-24	Brandon - 23	Garnett - 10	16,273
18	12/5	CHICAGO	W 100-90	10-8	Garnett - 25	Garnett/Ellis - 8	16,170	59	3/2	@ Denver	W 89-71	35-24	Garnett - 24	Garnett - 14	17,844
19	12/7	WASHINGTON	W 105-88	11-8	Brandon/Garnett - 24	Garnett - 7	16,018	60	3/4	SEATTLE	W 119-111 (OT)	36-24	Szczerbiak - 27	Garnett - 16	19,006
20	12/9	L.A. CLIPPERS	W 85-73	12-8	Garnett - 23	Szczerbiak - 12	16,143	61	3/6	@ Charlotte	W 95-89	37-24	Garnett - 22	Garnett - 13	12,630
21	12/11	@ Philadelphia	W 96-91 (OT)	13-8	Garnett - 23	Garnett - 12	18,707	62	3/9	@ Miami	L 79-86	37-25	Szczerbiak - 19	Garnett - 13	16,500
22	12/12	@ New Jersey	L 94-116	13-9	Garnett - 21	Garnett - 10	11,649	63	3/10	@ Orlando	L 93-105	37-26	Garnett - 21	Garnett - 15	17,248
23	12/15	@ Detroit	W 99-90	14-9	Garnett - 26	Garnett - 13	13,744	64	3/12	MIAMI	W 94-77	38-26	Garnett - 24	Garnett - 15	17,882
24	12/16	INDIANA	W 113-110 (OT)	15-9	Garnett - 34	Garnett - 20	17,249	65	3/14	@ San Antonio	L 100-106 (OT)	38-27	Garnett - 24	Garnett - 13	35,676
25	12/19	@ Golden State	L 99-120	15-10	Garnett - 29	Garnett - 16	13,367	66	3/15	@ Dallas	L 83-103	38-28	Garnett - 28	Garnett - 16	17,472
26	12/20	@ L.A. Clippers	L 96-103	15-11	Garnett - 22	Garnett - 7	15,636	67	3/18	CLEVELAND	W 91-76	39-28	Garnett - 21	Ellis - 12	18,718
27	12/22	CHARLOTTE	L 74-83	15-12	Garnett - 20	Garrett - 12	16,327	68	3/21	DALLAS	W 109-97	40-28	Garnett - 28	Garnett - 15	18,101
28	12/23	UTAH	L 92-98	15-13	Garnett - 20	Garnett - 9	16,789	69	3/23	DENVER	W 101-90	41-28	Garnett - 30	Garnett - 15	18,777
29	12/26	TORONTO	W 100-97	16-13	Brandon - 24	Garnett - 9	16,828	70	3/25	NEW JERSEY	W 105-91	42-28	Brandon - 34	Garnett - 18	19,006
30	12/28	ATLANTA	W 88-81	17-13	Peeler - 22	Garnett - 12	16,801	71	3/28	@ Seattle	L 93-94	42-29	Garnett - 21	Garnett - 9	15,916
31	12/30	NEW YORK	L 79-88	17-14	Szczerbiak - 22	Garnett - 10	18,322	72	3/30	@ Sacramento	L 98-110	42-30	Brandon - 20	Lopez - 9	17,317
32	1/1	HOUSTON	W 106-96	18-14	Garnett - 21	Szczerbiak - 10	14,779	73	4/1	@ Portland	W 99-95	43-30	Brandon - 30	Garnett - 10	20,580
33	1/2	@ Washington	L 108-115	18-15	Garnett - 31	Ellis - 10	11,712	74	4/4	PORTLAND	W 83-79	44-30	Garnett - 18	Garnett - 18	17,207
34	1/4	SEATTLE	W 105-92	19-15	Peeler - 22	Szczerbiak - 11	16,045	75	4/6	PHOENIX	W 101-88	45-30	Garnett - 25	Garnett - 10	18,627
35	1/7	@ Phoenix	W 108-88	20-15	Peeler - 28	Peeler - 10	17,531	76	4/8	L.A. LAKERS	L 99-104	45-31	Brandon - 23	Garnett - 8	20,099
36	1/8	@ Sacramento	L 97-100	20-16	Garnett - 26	Szczerbiak - 9	17,317	77	4/10	@ Vancouver	W 104-91	46-31	Szczerbiak - 28	Garnett - 14	10,430
37	1/10	DALLAS	L 86-106	20-17	Garnett - 26	Garnett - 13	16,274	78	4/12	@ L.A. Lakers	L 102-119	46-32	Brandon - 21	Ellis - 10	18,997
38	1/12	L.A. CLIPPERS	W 95-89	21-17	Brandon/Garnett - 17	Garnett - 10	16,837	79	4/13	@ L.A. Clippers	L 105-111	46-33	Garnett - 23	Garnett - 12	18,964
39	1/15	BOSTON	L 102-107	21-18	Garnett - 23	Garnett - 9	17,228	80	4/15	UTAH	W 107-100	47-33	Garnett/Szczerbiak - 17	Slater - 7	17,447
40	1/17	@ Utah	W 89-81	22-18	Garnett - 23	Garnett - 11	18,590	81	4/17	@ Houston	L 87-114	47-34	Avery/Szczerbiak - 16	Garnett - 6	16,285
41	1/19	@ Seattle	W 98-93	23-18	Peeler - 24	Garnett - 17	15,515	82	4/18	@ Dallas	L 100-120	47-35	Billups - 21	Lopez - 10	18,187



1999-2000

RECORD: 50-32



BACK ROW (L-R): Sam Mitchell, Malik Sealy, Joe Smith, Kevin Garnett, Rasho Nesterovic, Dean Garrett, Tom Hammonds, Andrae Patterson, Wally Szczerbiak

MIDDLE ROW (L-R): Strength and Conditioning Coach Sol Brandys, Assistant Trainer Chris Strickland, Assistant Trainer Gregg Farnam, Trainer Chris Palmer, Terrell Brandon, Anthony Peeler, William Avery, Bobby Jackson, Video Coordinator Don Zierden, Medical Director Dr. Sheldon Burns, Orthopaedic Surgeon Dr. David Fischer

FRONT ROW (L-R): Director of Scouting and Player Development/Assistant Coach Jerry Sichting, Assistant Coach Greg Ballard, Director of Player Personnel Rob Babcock, President Rob Moor, Owner Glen Taylor, Vice President of Basketball Operations Kevin McHale, General Manager/Head Coach Flip Saunders, Assistant Coach Sidney Lowe, Special Assistant to the VP of Basketball Operations Ed Prohofsky

PLAYER	G/GS	MIN	FIELD GOALS			3-POINT FG		FREE THROWS			REBOUNDS			AST	PF	STL	BLK	PTS	AVG	
			FG	FGA	PCT	FG	FGA	PCT	FT	FTA	PCT	OFF	DEF							TOT
GARNETT	81/81	3243	759	1526	.497	30	81	.370	309	404	.785	223	733	956	401	205	120	126	1857	22.9
BRANDON	71/71	2587	486	1042	.466	53	132	.402	187	208	.899	44	194	238	629	158	134	30	1212	17.1
SZCZERBIAK	73/53	2171	342	669	.511	28	78	.359	133	161	.826	89	183	272	201	175	58	23	845	11.6
SEALY	82/61	2392	371	780	.476	10	35	.286	177	218	.812	119	233	352	197	197	76	19	929	11.3
SMITH	78/9	1975	289	623	.464	1	1	1.000	195	258	.756	186	298	484	88	302	45	85	774	9.9
PEELER	82/22	2073	316	725	.436	85	255	.333	87	109	.798	58	174	232	195	171	62	10	804	9.8
MITCHELL	66/24	1227	168	376	.447	10	23	.435	81	92	.880	28	110	138	111	116	27	14	427	6.5
NESTEROVIC	82/55	1723	206	433	.476	0	2	.000	59	103	.573	135	244	379	93	262	21	85	471	5.7
JACKSON	73/10	1034	140	346	.405	13	46	.283	76	98	.776	50	103	153	172	114	48	7	369	5.1
AVERY	59/1	484	56	181	.309	18	63	.286	24	36	.667	8	32	40	88	60	14	2	154	2.6
HAMMONDS	56/0	372	42	97	.433	0	0	----	33	56	.589	34	67	101	10	55	8	3	117	2.1
GARRETT	56/23	604	48	108	.44	0	0	----	18	26	.692	41	99	140	19	94	8	40	114	2.0
PATTERSON	5/0	20	3	4	.750	0	0	----	0	0	---	1	1	2	1	4	1	0	6	1.2
TIMBERWOLVES	82	19905	3226	6910	.467	248	716	.346	1379	1769	.780	1016	2471	3487	2205	1913	622	444	8079	98.5
OPPONENTS	82	19905	2924	6576	.445	380	1066	.356	1644	2185	.752	916	2440	3356	1737	1685	591	344	7872	96.0



1999-2000
DAY-BY-DAY

G#	DATE	OPPONENT	WOLVES/OPP	RECORD	HIGH POINTS	HIGH REBOUNDS	ATTEND.	G#	DATE	OPPONENT	WOLVES/OPP	RECORD	HIGH POINTS	HIGH REBOUNDS	ATTEND.
1	11/5	@ Sacramento	L 95-100	0-1	Garnett - 34	Garnett - 17	32,623	43	2/2	@ Washington	L 93-103	25-18	Garnett - 22	Garnett - 11	14,005
2	11/6	SACRAMENTO	W 114-101	1-1	Garnett - 31	Garnett - 12	34,013	44	2/4	HOUSTON	W 102-85	26-18	Garnett - 23	Garnett - 18	18,223
3	11/11	NEW YORK	W 93-90	2-1	Garnett - 35	Garnett - 14	18,397	45	2/5	@ Denver	W 105-97 (OT)	27-18	Garnett - 30	Garnett - 14	19,099
4	11/13	PHOENIX	W 111-100	3-1	Nesterovic - 23	Garnett - 12	20,003	46	2/9	@ L.A. Lakers	L 81-114	27-19	Garnett - 29	Garnett - 6	18,843
5	11/17	L.A. CLIPPERS	L 85-89	3-2	Garnett - 23	Garnett - 20	13,677	47	2/10	@ Phoenix	L 85-101	27-20	Mitchell - 16	Garnett - 13	19,023
6	11/19	UTAH	W 89-84	4-2	Garnett - 29	Garnett - 11	17,517	48	2/15	DENVER	L 104-107 (OT)	27-21	Garnett - 24	Garnett - 11	14,117
7	11/21	@ Vancouver	W 105-81	5-2	Szczerbiak - 19	Garnett - 14	12,493	49	2/16	@ New York	L 89-93	27-22	Garnett - 23	Garnett - 13	19,763
8	11/22	@ Utah	L 93-108	5-3	Brandon - 21	Garnett - 7	19,725	50	2/18	VANCOUVER	W 103-91	28-22	Brandon - 21	Garnett - 10	17,101
9	11/24	PORTLAND	L 81-88	5-4	Szczerbiak - 26	Garnett - 19	16,219	51	2/20	NEW JERSEY	L 89-91	28-23	Garnett - 27	Garnett - 18	19,449
10	11/26	@ Denver	L 105-114	5-5	Smith - 18	Nesterovic - 9	18,506	52	2/22	GOLDEN STATE	W 112-89	29-23	Brandon/Szczerbiak - 21	Garnett - 14	13,992
11	11/27	VANCOUVER	W 113-82	6-5	Garnett - 20	Jackson - 7	16,881	53	2/24	L.A. CLIPPERS	W 116-91	30-23	Smith - 18	Garnett/Smith/Szczerbiak - 8	13,089
12	11/30	DENVER	W 109-92	7-5	Smith - 26	Smith - 9	13,117	54	2/25	@ Toronto	W 107-85	31-23	Garnett - 28	Garnett - 12	19,800
13	12/2	ORLANDO	L 93-103	7-6	Smith - 18	Smith - 13	13,228	55	2/27	SAN ANTONIO	W 102-98	32-23	Garnett - 29	Garnett - 16	19,654
14	12/4	DALLAS	L 84-103	7-7	Garnett - 20	Smith - 17	16,671	56	2/29	CHARLOTTE	L 87-92	32-24	Garnett - 21	Garnett - 9	15,922
15	12/8	@ Seattle	L 94-110	7-8	Garnett - 22	Garnett - 12	13,180	57	3/2	@ San Antonio	W 108-102	33-24	Garnett - 23	Garnett - 13	16,320
16	12/9	@ Portland	L 86-90	7-9	Garnett - 26	Garnett - 7	19,980	58	3/4	@ Milwaukee	W 91-84	34-24	Brandon - 22	Smith - 13	17,632
17	12/11	GOLDEN STATE	L 76-104	7-10	Nesterovic - 23	Nesterovic - 13	17,739	59	3/5	SEATTLE	W 105-100 (OT)	35-24	Garnett - 21	Garnett - 13	15,006
18	12/14	@ Atlanta	L 94-105	7-11	Garnett - 22	Garnett - 15	14,070	60	3/7	WASHINGTON	L 86-90	35-25	Garnett/Szczerbiak - 26	Garnett - 13	14,227
19	12/15	@ Charlotte	L 98-103	7-12	Sealy - 27	Garnett - 20	16,303	61	3/9	@ Dallas	W 100-79	36-25	Garnett - 22	Garnett - 13	13,435
20	12/17	L.A. LAKERS	L 88-97	7-13	Garnett - 28	Garnett - 21	19,354	62	3/11	@ Houston	W 100-86	37-25	Brandon - 24	Garnett - 15	16,285
21	12/18	@ Dallas	W 108-104	8-13	Garnett - 27	Garnett - 14	13,702	63	3/14	@ Phoenix	L 100-107	37-26	Brandon - 18	Garnett - 11	19,023
22	12/20	@ Cleveland	W 100-94	9-13	Garnett - 24	Garnett - 18	13,911	64	3/16	@ Portland	W 96-92	38-26	Brandon - 25	Garnett - 12	20,060
23	12/22	@ Chicago	W 106-86	10-13	Garnett - 22	Garnett - 13	22,102	65	3/19	MILWAUKEE	W 109-82	39-26	Brandon - 28	Garnett - 8	15,551
24	12/23	SEATTLE	W 109-102	11-13	Brandon - 30	Garnett - 14	16,773	66	3/21	CLEVELAND	W 111-107 (OT)	40-26	Garnett - 29	Garnett - 14	13,404
25	12/27	@ Orlando	W 107-105	12-13	Garnett - 26	Garnett - 23	14,703	67	3/22	@ Boston	W 109-106	41-26	Garnett - 40	Garnett/Sealy - 8	16,606
26	12/28	@ Miami	L 78-89	12-14	Garnett - 16	Garnett - 9	15,200	68	3/24	@ New Jersey	W 116-115 (OT)	42-26	Garnett - 38	Garnett/Sealy/Szczerbiak - 8	17,655
27	12/30	CHICAGO	W 94-76	13-14	Garnett - 22	Garnett - 11	19,623	69	3/26	TORONTO	W 106-101 (OT)	43-26	Garnett - 34	Garnett - 10	19,902
28	1/4	SAN ANTONIO	W 91-88	14-14	Sealy - 22	Garnett - 11	15,179	70	3/28	PHILADELPHIA	L 100-102	43-27	Garnett - 31	Smith - 12	16,991
29	1/6	PORTLAND	W 98-96	15-14	Garnett/Sealy - 27	Brandon - 8	15,223	71	3/30	HOUSTON	W 122-90	44-27	Garnett - 25	Smith - 10	15,009
30	1/8	@ Detroit	W 110-105	16-14	Brandon - 28	Garnett - 14	20,529	72	3/31	@ Indiana	L 85-109	44-28	Brandon - 24	Garnett - 12	18,345
31	1/9	@ Philadelphia	W 123-112	17-14	Brandon - 27	Brandon - 10	20,232	73	4/2	PHOENIX	L 86-87	44-29	Sealy - 19	Garnett - 13	19,006
32	1/11	MIAMI	L 106-116	17-15	Garnett - 35	Garnett - 9	15,121	74	4/4	ATLANTA	W 86-76 (OT)	45-29	Garnett, Smith - 18	Garnett - 14	13,233
33	1/13	BOSTON	W 103-85	18-15	Brandon - 20	Garnett - 10	14,659	75	4/6	@ L.A. Clippers	W 112-90	46-29	Garnett - 28	Nesterovic - 13	15,317
34	1/15	L.A. LAKERS	L 91-104	18-16	Garnett - 22	Garnett - 10	19,767	76	4/7	@ Sacramento	W 95-92	47-29	Brandon - 30	Garnett - 14	17,317
35	1/17	INDIANA	W 101-100	19-16	Garnett - 37	Garnett - 13	16,731	77	4/10	DETROIT	W 102-100	48-29	Garnett - 25	Garnett - 9	15,374
36	1/19	@ Utah	W 91-88	20-16	Garnett - 31	Garnett - 10	19,678	78	4/12	@ Seattle	L 83-110	48-30	Garnett - 18	Smith - 10	14,178
37	1/21	@ L.A. Clippers	W 95-89	21-16	Mitchell - 20	Sealy - 8	12,853	79	4/14	@ Vancouver	W 104-94 (2OT)	49-30	Garnett/Brandon/ Szczerbiak - 20	Garnett/Smith - 12	17,748
38	1/23	@ Golden State	W 99-81	22-16	Garnett - 22	Garnett - 15	11,569	80	4/16	@ L.A. Lakers	L 95-101	49-31	Brandon - 18	Garnett - 15	18,912
39	1/25	@ Houston	W 92-84	23-16	Garnett - 27	Garnett - 12	15,094	81	4/17	@ Golden State	W 101-96	50-31	Brandon - 21	Nesterovic/Smith - 11	11,362
40	1/27	@ San Antonio	L 80-92	23-17	Garnett - 26	Garnett - 8	15,911	82	4/19	DALLAS	L 107-113	50-32	Peeler - 22	Jackson/Smith - 8	16,818
41	1/29	UTAH	W 96-94	24-17	Garnett - 29	Garnett - 13	19,006								
42	1/31	SACRAMENTO	W 105-90	25-17	Garnett - 31	Garnett - 12	18,046								



1998-99

RECORD: 25-25



BACK ROW (L-R): Trainer Chris Palmer, Tom Hammonds, Dean Garrett, Trevor Winter, Kevin Garnett, Joe Smith, Bill Curley, Andrae Patterson, Medical Director Dr. Sheldon Burns

MIDDLE ROW (L-R): Assistant Trainer Gregg Farnam, Bobby Jackson, Anthony Peeler, Dennis Scott, Sam Mitchell, Malik Sealy, Reggie Jordan, James Robinson, Terrell Brandon, Orthopaedic Surgeon Dr. David Fischer

FRONT ROW (L-R): Strength and Conditioning Coach Sol Brandys, Director of Player Personnel Rob Babcock, Assistant Coach Greg Ballard, Assistant Coach Randy Wittman, Vice President of Basketball Operations Kevin McHale, Owner Glen Taylor, General Manager/Head Coach Flip Saunders, President Rob Moor, Director of Scouting and Player Development/Assistant Coach Jerry Sichting, Special Assistant to the VP of Basketball Operations Ed Prohofsky

PLAYER	FIELD GOALS				3-POINT FG		FREE THROWS		REBOUNDS			OFF	DEF	TOT	AST	PF	STL	BLK	PTS	AVG
	G/GS	MIN	FG	FGA	PCT	FG	FGA	PCT	FT	FTA	PCT									
GARNETT	47/47	1780	414	900	.460	4	14	.286	145	206	.760	166	323	489	202	152	78	83	977	20.8
MARBURY	18/18	661	124	304	.408	8	39	.205	63	87	.724	17	45	62	167	44	29	5	319	17.7
BRANDON (TOT)	36/34	1217	212	507	.418	12	47	.255	65	78	.833	27	107	134	309	82	63	10	501	13.9
BRANDON (MIN)	21/20	712	127	299	.425	5	19	.263	39	47	.830	16	65	81	205	57	39	7	298	14.2
SMITH	43/42	1418	223	522	.427	0	3	.00	142	188	.755	154	200	354	68	147	32	66	588	13.7
MITCHELL	50/20	1344	213	522	.408	9	38	.237	126	165	.764	55	127	182	98	111	35	16	561	11.2
PEELER	28/28	810	103	272	.379	34	114	.298	30	41	.732	30	54	84	78	60	35	6	270	9.6
SEALY	31/7	731	95	231	.411	6	23	.261	55	61	.902	23	69	92	36	68	30	5	251	8.1
JACKSON	50/12	941	141	348	.405	10	27	.370	61	79	.772	43	92	135	167	75	39	3	353	7.1
SCOTT (TOT)	36/9	738	87	213	.408	37	97	.381	23	31	.742	8	50	58	40	49	15	3	234	6.5
SCOTT (MIN)	21/9	532	70	157	.446	29	68	.426	22	27	.815	5	33	38	32	32	12	2	191	9.1
ROBINSON (TOT)	31/0	506	67	185	.362	21	74	.284	28	41	.683	18	44	62	56	60	22	8	183	5.9
ROBINSON (MIN)	17/0	226	28	87	.322	13	44	.295	8	14	.571	8	27	35	38	31	8	5	77	4.5
GARRETT	49/37	1054	116	231	.502	0	0	----	38	51	.745	99	158	257	28	113	30	45	270	5.5
HAMMONDS	49/0	716	82	179	.458	0	0	----	48	75	.640	54	82	136	20	88	8	7	212	4.3
NESTEROVIC	2/0	30	3	12	.250	0	0	----	2	2	1.000	3	5	8	1	5	0	0	8	4.0
PATTERSON	35/0	284	43	97	.443	0	5	.000	28	36	.778	30	35	65	15	62	19	7	114	3.3
CURLEY	35/7	372	29	72	.403	1	5	.200	19	22	.864	20	31	51	14	83	17	9	78	2.2
EVANS (TOT)	16/0	145	13	44	.295	4	13	.308	4	4	1.000	6	13	19	15	8	5	3	34	2.1
EVANS (MIN)	5/0	24	2	10	.200	0	2	.000	0	0	----	2	0	2	1	1	2	0	4	0.8
CARR	11/2	81	9	26	.346	3	9	.333	2	4	.500	0	12	12	7	9	1	1	23	2.1
JORDAN	27/1	296	15	54	.278	0	0	----	21	38	.553	27	32	59	41	38	12	5	51	1.9
GRANT	4/0	8	1	4	.250	0	0	----	0	0	----	1	0	1	0	4	0	0	2	0.5
WINTER	1/0	5	0	0	---	0	0	----	0	0	----	1	2	3	0	5	0	0	0	0.0
TIMBERWOLVES	50	12025	1838	4327	.425	122	410	.298	849	1143	.743	754	1392	2146	1218	1185	426	272	4647	92.9
OPPONENTS	50	12025	1680	3823	.439	213	654	.326	1055	1470	.718	591	1563	2154	1114	1017	363	262	4628	92.6



1998-99

DAY-BY-DAY

G#	DATE	OPPONENT	WOLVES/OPP	RECORD	HIGH POINTS	HIGH REBOUNDS	ATTEND.	G#	DATE	OPPONENT	WOLVES/OPP	RECORD	HIGH POINTS	HIGH REBOUNDS	ATTEND.
1	2/5	@ Denver	W 110-92	1-0	Smith - 23	Garrett - 7	17,171	26	3/21	L.A. CLIPPERS	L 85-100	14-12	Garnett - 27	Garnett/Smith - 8	15,371
2	2/6	@ San Antonio	L 82-96	1-1	Garnett - 19	Garrett - 16	21,319	27	3/24	@ Boston	W 87-68	15-12	Garnett/Scott - 22	Garnett - 14	18,128
3	2/9	SAN ANTONIO	W 74-70	2-1	Sealy - 16	Garrett - 12	16,422	28	3/26	MIAMI	W 100-93	16-12	Garnett - 19	Garrett - 9	19,006
4	2/11	L.A. LAKERS	W 86-75	3-1	Garnett - 21	Jackson - 6	19,006	29	3/28	MILWAUKEE	L 85-94	16-13	Mitchell - 20	Garnett - 18	18,449
5	2/14	@ L.A. Clippers	W 95-73	4-1	Garnett - 24	Garrett - 11	8,592	30	3/30	DALLAS	W 98-78	17-13	Garnett/Brandon - 22	Garnett - 9	15,609
6	2/15	@ Golden State	L 99-101	4-2	Garnett - 29	Garrett - 10	13,118	31	4/2	DENVER	W 107-88	18-13	Garnett - 28	Brandon - 8	15,979
7	2/17	HOUSTON	W 116-102	5-2	Marbury - 40	Garrett - 9	18,151	32	4/3	SACRAMENTO	W 105-96	19-13	Garnett - 24	Garrett - 10	17,011
8	2/19	VANCOUVER	W 115-96	6-2	Marbury - 23	Garrett - 11	17,907	33	4/5	DALLAS	W 100-93	20-13	Garnett/Mitchell - 18	Garnett - 9	14,107
9	2/21	SACRAMENTO	W 102-90	7-2	Smith - 30	Garrett - 19	16,848	34	4/7	@ Phoenix	L 82-90	20-14	Garnett - 19	Garrett - 13	19,023
10	2/22	SAN ANTONIO	W 95-89	8-2	Mitchell - 17	Garrett - 11	15,374	35	4/8	@ L.A. Clippers	L 91-99	20-15	Garnett - 15	Garrett - 10	7,205
11	2/25	@ New York	L 113-115 (OT)	8-3	Garnett - 25	Smith - 16	19,763	36	4/9	@ L.A. Lakers	L 89-96	20-16	Hammonds - 22	Garnett - 16	17,505
12	2/26	@ Toronto	L 92-102	8-4	Marbury - 17	Garnett/Smith - 9	15,122	37	4/11	DETROIT	W 88-79	21-16	Garnett - 20	Smith - 17	19,006
13	2/28	PORTLAND	L 93-100	8-5	Marbury - 25	Garnett/Smith - 9	16,219	38	4/12	HOUSTON	L 90-95	21-17	Garnett/Mitchell - 21	Garnett - 9	16,093
14	3/2	GOLDEN STATE	W 89-78	9-5	Garnett - 27	Garrett - 14	14,776	39	4/14	@ San Antonio	L 79-95	21-18	Jackson - 14	Garrett - 6	15,864
15	3/4	@ Vancouver	W 102-93	10-5	Garnett - 23	Smith - 9	13,329	40	4/15	@ Dallas	L 95-10	21-19	Smith - 21	Smith - 9	13,034
16	3/5	@ Portland	L 85-97	10-6	Marbury - 18	Smith - 12	19,264	41	4/16	VANCOUVER	W 89-75	22-19	Smith - 26	Smith - 12	18,347
17	3/7	@ Seattle	W 88-77	11-6	Garnett - 19	Garrett - 14	17,072	42	4/18	UTAH	L 76-97	22-20	Garnett - 18	Garnett - 8	17,472
18	3/9	SEATTLE	W 85-84	12-6	Garnett - 22	Garrett - 16	17,237	43	4/21	@ Seattle	L 105-119	22-21	Garnett - 23	Garrett - 7	17,072
19	3/11	@ Golden State	L 82-89	12-7	Garnett - 22	Smith - 15	11,150	44	4/23	@ Sacramento	L 97-105	22-22	Garnett - 29	Garrett - 9	17,317
20	3/12	@ Sacramento	W 101-95	13-7	Garnett - 26	Garrett - 17	17,317	45	4/25	@ Portland	L 84-100	22-23	Garnett - 30	Garnett/Smith - 4	20,437
21	3/13	@ Utah	L 72-99	13-8	Garnett - 22	Garrett - 14	19,911	46	4/28	PHOENIX	W 97-92	23-23	Mitchell - 25	Smith - 13	16,771
22	3/15	UTAH	L 83-90	13-9	Smith - 26	Smith - 17	18,447	47	4/30	GOLDEN STATE	W 90-85	24-23	Garnett - 28	Garrett - 15	18,157
23	3/16	L.A. LAKERS	L 101-107	13-10	Smith - 22	Smith - 13	19,006	48	5/1	L.A. CLIPPERS	W 103-93	25-23	Garnett - 19	Garrett - 14	17,203
24	3/18	@ Vancouver	L 81-86	13-11	Garnett - 20	Smith - 12	17,466	49	5/4	@ Houston	L 83-100	25-24	Garnett - 18	Brandon - 9	16,285
25	3/19	@ Denver	W 105-101	14-11	Garnett - 28	Garrett/Smith - 8	14,219	50	5/5	@ Phoenix	L 96-100	25-25	Garnett - 20	Garrett - 11	18,773



1997-98

RECORD: 45-37



BACK ROW (L-R): Bill Curley, Matt Fish, Clifford Rozier, Paul Grant, Stanley Roberts, Kevin Garnett, Tom Gugliotta, Cherokee Parks

MIDDLE ROW (L-R): Trainer Chris Palmer, Assistant Trainer Gregg Farnam, Strength and Conditioning Coach Sol Brandys, Shane Heal, Stephon Marbury, Reggie Jordan, Doug West, Sam Mitchell, Chris Carr, Terry Porter, Micheal Williams, DeJuan Wheat, Orthopaedic Surgeon Dr. David Fischer, Medical Director Dr. Sheldon Burns

FRONT ROW (L-R): Video Coordinator Trey Schwab, Director of Player Personnel Rob Babcock, Assistant Coach Greg Ballard, Assistant Coach Randy Wittman, Vice President of Basketball Operations Kevin McHale, Owner Glen Taylor, General Manager/Head Coach Flip Saunders, President Rob Moor, Director of Scouting and Player Development/Assistant Coach Jerry Sichting, Special Assistant to the VP of Basketball Operations Ed Prohofsky

PLAYER	FIELD GOALS				3-POINT FG		FREE THROWS			REBOUNDS						PTS	AVG			
	G/GS	MIN	FG	FGA	PCT	FG	FGA	PCT	FT	FTA	PCT	OFF	DEF	TOT	AST			PF	STL	BLK
GUGLIOTTA	41/41	1582	319	635	.502	2	17	.118	183	223	.821	106	250	356	167	102	61	22	823	20.1
GARNETT	82/82	3222	635	1293	.491	3	16	.188	245	332	.738	222	564	786	348	224	139	150	1518	18.5
MARBURY	82/81	3112	513	1237	.415	95	304	.313	329	450	.731	58	172	230	704	222	104	7	1450	17.7
MITCHELL	81/33	2239	371	800	.464	15	43	.349	243	292	.832	118	267	385	107	200	64	22	1000	12.3
PEELER (TOT)	38/32	1193	190	420	.452	53	125	.424	36	47	.766	37	86	123	137	97	61	6	469	12.3
PEELER (MIN)	30/24	991	155	348	.445	48	106	.453	32	41	.780	31	72	103	114	81	52	6	390	13.0
CARR	51/40	1165	190	452	.420	40	127	.315	84	99	.848	43	112	155	85	129	17	11	504	9.9
PORTER	82/8	1786	259	577	.449	92	233	.395	167	195	.856	37	131	168	271	103	63	16	777	9.5
PARKS	79/43	1703	224	449	.499	0	1	.000	110	169	.651	140	297	437	53	237	36	86	558	7.1
ROBERTS	74/44	1328	191	386	.495	0	0	----	75	156	.481	109	254	363	27	237	36	86	558	7.1
HAMMONDS	57/2	1140	127	246	.516	0	1	.000	92	132	.697	100	171	271	36	127	15	17	346	6.1
WEST	38/10	688	64	171	.374	0	2	.000	29	40	.725	23	59	82	45	97	11	5	157	4.1
CURLY	11/1	146	16	33	.485	0	1	.000	2	3	.667	11	17	28	4	28	3	1	34	3.1
JORDAN	57/1	487	54	113	.478	0	1	.000	41	72	.569	57	40	97	50	63	35	9	149	2.6
WILLIAMS	25/0	161	16	48	.333	0	4	.000	32	33	.970	2	12	14	32	24	9	2	64	2.6
WHEAT	34/0	150	20	50	.400	8	17	.471	9	15	.600	3	8	11	25	12	6	1	57	1.7
ROZIER	6/0	30	3	6	.500	0	0	----	0	1	.000	3	3	6	0	7	0	0	6	1.0
TIMBERWOLVES	82	19930	3157	6844	.461	303	873	.347	1673	2253	.743	1063	2429	3492	2068	1882	639	427	8290	101.1
OPPONENTS	82	19930	3076	6860	.448	432	1206	.358	1648	2220	.742	1116	2411	3527	1909	1863	609	412	8232	100.4



1997-98
DAY-BY-DAY

G#	DATE	OPPONENT	WOLVES/OPP	RECORD	HIGH POINTS	HIGH REBOUNDS	ATTEND.	G#	DATE	OPPONENT	WOLVES/OPP	RECORD	HIGH POINTS	HIGH REBOUNDS	ATTEND.
1	10/31	GOLDEN STATE	W 129-113	1-0	Gugliotta - 28	Garnett/Gugliotta - 11	16,784	43	1/30	@ L.A. Lakers	L 114-121	25-18	Marbury - 35	Garnett/Mitchell - 7	17,505
2	11/1	CHARLOTTE	W 106-90	2-0	Marbury - 23	Parks - 13	19,006	44	2/1	MILWAUKEE	L 110-118	25-19	Garnett - 26	Garnett - 12	20,188
3	11/4	@ Portland	L 105-122	2-1	Gugliotta/Marbury - 27	Gugliotta - 8	20,158	45	2/2	@ Cleveland	L 99-109	25-20	Marbury - 27	Mitchell - 7	13,841
4	11/7	@ Vancouver	W 108-97	3-1	Marbury - 26	Garnett - 11	15,302	46	2/4	NEW YORK	W 95-88	26-20	Marbury - 29	Garnett/Mitchell - 8	17,228
5	11/8	@ Golden State	W 97-90	4-1	Gugliotta - 29	Gugliotta - 12	19,283	47	2/11	ORLANDO	L 89-96	26-21	Garnett - 29	Garnett - 12	17,093
6	11/11	SAN ANTONIO	L 92-93	4-2	Gugliotta - 22	Gugliotta - 9	14,593	48	2/13	@ Denver	W 107-80	27-21	Marbury - 22	Garnett - 11	12,013
7	11/13	WASHINGTON	L 88-91 (OT)	4-3	Marbury - 26	Garnett - 20	16,491	49	2/15	DALLAS	W 105-99 (OT)	28-21	Mitchell - 25	Garnett - 13	19,949
8	11/15	@ San Antonio	W 105-94	5-3	Garnett - 26	Gugliotta - 12	17,410	50	2/17	@ Miami	L 84-110	28-22	Garnett - 14	Roberts - 8	15,200
9	11/18	@ Phoenix	W 108-90	6-3	Garnett - 26	Gugliotta - 10	19,023	51	2/18	@ Orlando	L 102-115	28-23	Garnett/Mitchell - 19	Garnett/Hammonds - 8	17,077
10	11/19	@ L.A. Lakers	L 93-118	6-4	Gugliotta - 22	Garnett - 11	17,505	52	2/20	HOUSTON	W 100-95 (OT)	29-23	Marbury - 27	Garnett - 17	19,083
11	11/21	CLEVELAND	L 80-103	6-5	Carr - 19	Gugliotta - 8	17,002	53	2/22	SACRAMENTO	W 113-95	30-23	Mitchell - 17	Garnett - 11	17,977
12	11/24	@ Utah	L 124-133 (OT)	6-6	Marbury - 38	Parks - 9	19,911	54	2/24	@ San Antonio	L 99-105	30-24	Garnett - 25	Garnett - 11	14,422
13	11/26	PORTLAND	L 90-96	6-7	Gugliotta - 18	Roberts - 7	17,882	55	2/26	@ Houston	L 98-118	30-25	Roberts/Marbury - 16	Roberts - 10	16,285
14	11/28	@ Denver	L 84-95	6-8	Gugliotta - 18	Gugliotta - 12	13,628	56	2/27	L.A. LAKERS	L 91-104	30-26	Garnett - 17	Garnett - 11	20,197
15	11/29	VANCOUVER	W 106-87	7-8	Gugliotta - 23	Garnett/Gugliotta - 10	17,494	57	3/1	DETROIT	W 115-113 (2OT)	31-26	Garnett/Marbury - 26	Garnett - 12	18,651
16	12/3	INDIANA	L 90-94	7-9	Garnett - 25	Gugliotta - 12	16,559	58	3/3	DALLAS	L 99-110	31-27	Garnett - 22	Garnett - 11	18,493
17	12/5	SACRAMENTO	W 101-90	8-9	Marbury - 22	Garnett - 12	16,151	59	3/4	@ Charlotte	L 102-112	31-28	Peeler/Marbury - 20	Garnett - 9	22,493
18	12/6	@ Washington	L 103-114	8-10	Marbury - 27	Gugliotta - 11	20,674	60	3/6	TORONTO	W113-91	32-28	Garnett - 26	Garnett - 10	18,156
19	12/9	SEATTLE	L 99-108	8-11	Carr - 18	Garnett - 15	15,073	61	3/8	SEATTLE	L 98-99 (OT)	32-29	Mitchell - 21	Garnett/Parks - 10	19,006
20	12/11	@ New York	L 103-107	8-12	Marbury - 22	Gugliotta - 11	19,763	62	3/11	@ Golden State	W113-84	33-29	Garnett - 22	Roberts - 10	10,390
21	12/13	PHOENIX	W 112-101	9-12	Mitchell - 24	Garnett - 8	18,899	63	3/12	@ Portland	L 92-95	33-30	Mitchell - 21	Parks - 10	20,553
22	12/16	L.A. LAKERS	L 96-109	9-13	Garnett - 21	Garnett - 18	16,874	64	3/14	@ Seattle	L 80-114	33-31	Porter - 16	Garnett/Roberts - 10	17,072
23	12/17	@ Philadelphia	W 94-90	10-13	Gugliotta - 30	Roberts - 10	11,945	65	3/16	UTAH	L 96-102	33-32	Marbury - 26	Garnett - 16	17,333
24	12/20	L.A. CLIPPERS	W 92-91	11-13	Gugliotta - 2	Garnett - 14	18,135	66	3/18	SAN ANTONIO	L 76-92	33-33	Garnett - 16	Garnett - 10	19,297
25	12/22	@ Sacramento	L 79-89	11-14	Gugliotta - 19	Gugliotta - 17	14,612	67	3/20	DENVER	W104-88	34-33	Porter/Garnett/ Hammonds - 16	Garnett - 11	18,007
26	12/23	@ Seattle	W 112-103	12-14	Marbury - 35	Garnett - 10	17,072	68	3/21	VANCOUVER	W 102-88	35-33	Garnett - 22	Garnett - 9	18,336
27	12/26	NEW JERSEY	W 116-96	13-14	Gugliotta/Marbury - 22	Parks - 13	17,947	69	3/23	@ Dallas	L 87-91	35-34	Peeler - 23	Mitchell - 10	11,274
28	12/28	@ Detroit	W 93-89	14-14	Marbury - 19	Gugliotta - 13	19,450	70	3/25	@ Phoenix	W 99-97	36-34	Peeler - 20	Peeler - 8	19,023
29	12/30	CHICAGO	W 99-95	15-14	Gugliotta/Marbury - 23	Garnett - 11	20,097	71	3/27	@ L.A. Clippers	W 100-98	37-34	Mitchell - 22	Mitchell - 8	11,758
30	1/2	@ Boston	L 89-93	15-15	Mitchell - 21	Carr - 11	18,624	72	3/29	@ Sacramento	W 104-96	38-34	Garnett - 32	Garnett - 14	16,465
31	1/3	DENVER	W 109-87	16-15	Garnett/Mitchell - 18	Garnett - 13	19,006	73	4/2	@ Indiana	L 108-11	38-35	Garnett - 24	Garnett - 12	14,869
32	1/7	PHOENIX	L 77-92	16-16	Gugliotta - 21	Garnett - 13	16,771	74	4/3	@ Chicago	L 93-107	38-36	Mitchell - 24	Garnett - 8	23,985
33	1/9	PORTLAND	W 96-91	17-16	Marbury - 27	Garnett - 10	17,998	75	4/5	@ Atlanta	W 97-96	39-36	Mitchell - 22	Garnett - 13	15,165
34	1/10	@ New Jersey	W 108-101	18-16	Gugliotta - 24	Garnett - 10	20,049	76	4/7	MIAMI	W 92-89	40-36	Garnett - 27	Garnett - 14	17,978
35	1/12	GOLDEN STATE	W 103-87	19-16	Garnett - 21	Garrett - 9	15,898	77	4/10	PHILADELPHIA	W 107-102	41-36	Mitchell - 29	Garnett - 16	18,448
36	1/16	@ Houston	W 116-115 (OT)	20-16	Gugliotta - 33	Gugliotta - 13	16,285	78	4/11	UTAH	W 110-103	42-36	Marbury - 30	Garnett/Parks - 9	20,051
37	1/17	@ Dallas	W 113-110 (OT)	21-16	Garnett/Gugliotta - 22	Gugliotta - 13	15,327	79	4/13	@ L.A. Clippers	W 107-88	43-36	Garnett - 23	Garnett - 10	9,158
38	1/19	L.A. CLIPPERS	W 117-109	22-16	Garnett/Marbury - 20	Gugliotta/Parks - 8	18,712	80	4/14	@ Utah	L 109-126	43-37	Marbury - 25	Garnett - 10	19,911
39	1/21	BOSTON	W 104-95	23-16	Garnett - 20	Gugliotta - 10	19,006	81	4/17	HOUSTON	W 102-95	44-37	Garnett - 20	Garnett/Hammonds - 10	19,881
40	1/24	@ Toronto	L 107-113 (OT)	23-17	Gugliotta - 25	Gugliotta - 13	15,778	82	4/18	@ Milwaukee	W 111-109	45-37	Wheat - 19	Garnett - 8	16,886
41	1/27	ATLANTA	W 113-96	24-17	Gugliotta - 26	Parks - 9	16,842								
42	1/29	@ Vancouver	W 112-106	25-17	Marbury - 31	Garnett - 15	15,111								



1996-97

RECORD: 40-42



BACK ROW (L-R): Chris Carr, Bill Curley, Tom Gugliotta, Kevin Garnett, Stojko Vrankovic, Dean Garrett, Cherokee Parks, Sam Mitchell

MIDDLE ROW (L-R): Trainer Chris Palmer, Trainer Assistant Eric Elfrink, Video Coordinator Trey Schwab, James Robinson, Reggie Jordan, Doug West, Terry Porter, Stephon Marbury, Shane Heal, Micheal Williams, Orthopaedic Surgeon Dr. David Fischer, Medical Director Dr. Sheldon Burns, Strength and Conditioning Coach Sol Brandys

FRONT ROW (L-R): President Rob Moor, Assistant Coach Greg Ballard, Director of Scouting and Player Development/Assistant Coach Jerry Sichting, Vice President of Basketball Operations Kevin McHale, General Manager/Head Coach Flip Saunders, Owner Glen Taylor, Assistant Coach Mike Schuler, Assistant Coach Randy Wittman, Director of Player Personnel Rob Babcock

PLAYER	G/GS	MIN	FIELD GOALS			3-POINT FG			FREE THROWS			REBOUNDS			OFF	DEF	TOT	AST	PF	STL	BLK	PTS	AVG
			FG	FGA	PCT	FG	FGA	PCT	FT	FTA	PCT	OFF	DEF	TOT									
GUGLIOTTA	81/81	3131	592	1339	.442	24	93	.258	464	566	.820	187	515	702	335	237	293	89	1672	20.6			
GARNETT	77/77	2995	549	1100	.499	6	21	.286	205	272	.754	190	428	618	236	199	175	163	1308	17.0			
MARBURY	67/64	2324	355	871	.408	102	288	.354	245	337	.727	54	130	184	522	159	67	19	1057	15.8			
MITCHELL	82/5	2044	269	603	.446	4	25	.160	224	295	.759	112	214	326	79	232	51	20	766	9.3			
ROBINSON	69/5	1309	196	482	.407	102	267	.382	78	114	.684	24	88	112	126	125	30	8	572	8.3			
GARRETT	68/47	1665	223	389	.573	0	0	-----	96	138	.696	149	346	495	38	158	40	95	542	8.0			
WEST	68/66	1920	226	484	.467	15	45	.333	64	94	.681	37	111	148	113	218	61	24	531	7.8			
PORTER	82/20	1568	187	449	.416	67	220	.335	127	166	.765	31	145	176	295	104	54	11	568	6.9			
CARR	55/10	830	125	271	.461	31	88	.352	56	73	.767	31	82	113	48	93	24	10	337	6.1			
VRAKOVIC	53/35	766	78	139	.561	0	0	-----	25	37	.676	57	111	168	14	121	10	67	181	3.4			
PARKS	76/0	961	103	202	.510	0	1	.000	46	76	.605	83	112	195	34	150	41	48	252	3.3			
JORDAN (TOT)	19/0	130	16	26	.615	0	0	-----	8	17	.471	11	16	27	12	15	7	3	40	2.1			
JORDAN (MIN)	10/0	31	8	10	.800	0	0	-----	4	7	.571	0	4	4	1	2	2	0	20	2.0			
HEAL	43/0	236	26	97	.268	20	65	.308	3	5	.600	2	16	18	33	20	3	3	75	1.7			
TIMBERWOLVES	82	19780	2937	6436	.456	371	1093	.339	1637	2180	.751	957	2302	3259	1874	1818	618	557	7882	96.1			
OPPONENTS	82	19780	2945	6539	.450	467	1290	.362	1646	2184	.754	1069	2364	3433	1785	1829	654	445	8003	97.6			



1996-97
DAY-BY-DAY

G#	DATE	OPPONENT	WOLVES/OPP	RECORD	HIGH POINTS	HIGH REBOUNDS	ATTEND.	G#	DATE	OPPONENT	WOLVES/OPP	RECORD	HIGH POINTS	HIGH REBOUNDS	ATTEND.
1	11/1	SAN ANTONIO	W 82-78	1-0	Gugliotta - 24	Gugliotta - 10	18,109	42	1/25	@ Portland	L 94-101	19-23	Garrett - 32	Garrett - 7	21,314
2	11/3	@ L.A. Lakers	L 85-91	1-1	Gugliotta - 26	Gugliotta - 14	15,407	43	1/28	SACRAMENTO	L 88-91	19-24	Gugliotta - 25	Gugliotta - 8	14,119
3	11/5	@ Phoenix	W 98-95	2-1	Gugliotta - 19	Garrett - 9	19,023	44	1/30	@ Dallas	W 92-82	20-24	Mitchell - 21	Garrett - 12	14,836
4	11/7	@ Portland	L 94-95 (OT)	2-2	Gugliotta - 25	Gugliotta - 11	20,439	45	1/31	@ San Antonio	W 97-95	21-24	Garrett - 30	Garrett - 20	13,564
5	11/10	@ L.A. Clippers	L 70-81	2-3	Gugliotta - 18	Gugliotta - 11	6,314	46	2/2	PORTLAND	W 103-102	22-24	Gugliotta - 27	Garrett - 16	19,006
6	11/12	PORTLAND	W 100-97	3-3	Gugliotta - 26	Gugliotta/Garrett - 11	14,107	47	2/4	@ Charlotte	L 101-115	22-25	Gugliotta - 35	Garrett - 10	24,042
7	11/14	DALLAS	W 100-90	4-3	Gugliotta - 30	Gugliotta/Garrett - 7	14,079	48	2/6	VANCOUVER	W 103-86	23-25	Garrett - 18	Garrett - 13	14,277
8	11/16	@ New York	L 79-82	4-4	Gugliotta - 19	Garrett - 9	19,763	49	2/12	L.A. LAKERS	L 84-100	23-26	Garrett - 17	Garrett - 10	18,243
9	11/19	@ Houston	L 93-122	4-5	Garrett - 20	Gugliotta - 7	16,285	50	2/14	ORLANDO	W 104-100	24-26	Carr - 22	Garrett - 14	19,006
10	11/21	@ Orlando	L 86-90	4-6	Gugliotta - 19	Gugliotta/Garrett - 6	17,248	51	2/16	PHOENIX	W 107-96	25-26	Gugliotta - 23	Garrett - 12	18,774
11	11/23	L.A. CLIPPERS	W 98-96	5-6	Garrett - 24	Gugliotta - 12	16,877	52	2/18	@ Sacramento	L 84-95	25-27	Gugliotta - 28	Gugliotta - 18	17,317
12	11/25	@ Washington	L 98-105	5-7	Gugliotta - 25	Gugliotta - 12	12,224	53	2/19	@ Vancouver	W 84-73	26-27	Garrett - 25	Gugliotta/Garrett - 10	15,729
13	11/27	SEATTLE	L 98-106	5-8	Gugliotta - 22	Garrett - 17	16,173	54	2/21	GOLDEN STATE	W 101-82	27-27	Gugliotta - 18	Garrett - 12	16,279
14	11/29	@ Denver	W 108-103	6-8	Marbury - 30	Gugliotta/Garrett - 8	12,129	55	2/26	@ San Antonio	W 108-89	28-27	Gugliotta - 29	Garrett - 11	14,153
15	11/30	TORONTO	W 79-70	7-8	Gugliotta - 25	Garrett - 9	18,679	56	2/27	@ Dallas	W 107-105 (2OT)	29-27	Garrett - 23	Garrett - 9	12,405
16	12/3	SACRAMENTO	L 89-96	7-9	Gugliotta - 22	Gugliotta - 13	11,191	57	3/2	CHARLOTTE	L 96-108	29-28	Garrett - 19	Gugliotta - 15	19,006
17	12/5	@ Seattle	L 86-117	7-10	Gugliotta - 27	Gugliotta/Garrett - 10	17,072	58	3/5	DETROIT	L 88-92	29-29	Gugliotta - 23	Gugliotta - 15	17,003
18	12/6	@ Utah	L 95-106	7-11	Gugliotta - 28	Garrett - 11	19,911	59	3/7	DENVER	W 96-83	30-29	Gugliotta - 30	Garrett - 13	18,522
19	12/8	@ L.A. Lakers	L 86-110	7-12	Gugliotta/Marbury - 16	Mitchell/Vrankovic - 7	15,212	60	3/9	UTAH	L 106-115	30-30	Marbury - 21	Garrett - 8	19,006
20	12/10	HOUSTON	L 94-96	7-13	Mitchell - 28	Mitchell - 13	14,627	61	3/11	PHILADELPHIA	W 104-100	31-30	Marbury - 24	Garrett - 12	15,527
21	12/11	@ Chicago	L 86-103	7-14	Gugliotta/West - 19	Parks - 10	23,505	62	3/13	SEATTLE	L 92-108	31-31	Mitchell - 17	Garrett - 9	17,979
22	12/13	PHOENIX	W 108-105	8-14	Gugliotta - 25	Gugliotta - 11	17,097	63	3/14	@ Philadelphia	L 95-109	31-32	Robinson - 25	Garrett/Garrett - 7	18,731
23	12/14	CLEVELAND	L 93-101	8-15	Gugliotta - 21	Garrett - 9	14,873	64	3/16	BOSTON	W 119-101	32-32	Garrett - 26	Gugliotta - 12	17,346
24	12/18	@ Golden State	L 96-123	8-16	Gugliotta - 20	Garrett - 10	12,818	65	3/18	@ Indiana	L 97-115	32-33	Robinson - 26	Parks - 5	14,184
25	12/19	@ Sacramento	L 105-112	8-17	Gugliotta - 33	Gugliotta - 12	17,317	66	3/19	VANCOUVER	W 95-72	33-33	Robinson - 18	Garrett - 11	13,368
26	12/21	L.A. LAKERS	W 103-88	9-17	Garrett - 23	Garrett - 9	18,127	67	3/21	@ Detroit	L 98-112	33-34	Gugliotta - 18	Gugliotta/Garrett - 9	21,454
27	12/23	UTAH	W 107-98	10-17	Marbury - 33	Gugliotta - 9	14,434	68	3/23	MIAMI	L 108-113	33-35	Marbury - 27	Gugliotta - 14	19,006
28	12/26	NEW YORK	W 88-80	11-17	Marbury - 27	Garrett - 12	17,293	69	3/25	@ Houston	L 103-112	33-36	Marbury - 16	Garrett - 10	16,285
29	12/28	DENVER	W 103-96 (OT)	12-17	Gugliotta - 27	Gugliotta/Garrett - 13	18,814	70	3/26	@ Denver	W 102-100	34-36	Gugliotta - 25	Gugliotta - 10	10,326
30	12/30	@ Cleveland	L 96-108	12-18	Robinson - 23	Gugliotta - 8	16,587	71	3/28	@ Seattle	L 81-92	34-37	Garrett - 18	Garrett - 9	17,072
31	1/3	@ Boston	W 94-84	13-18	Gugliotta - 32	Gugliotta - 19	16,054	72	3/30	@ Golden State	W 113-102	35-37	Garrett - 33	Gugliotta - 8	14,498
32	1/4	@ Milwaukee	W 94-84	14-18	Gugliotta - 25	Gugliotta/Garrett - 13	17,218	73	4/2	NEW JERSEY	W 94-89	36-37	Garrett - 24	Garrett - 8	14,919
33	1/7	HOUSTON	L 95-104	14-19	Marbury - 23	Garrett - 9	18,658	74	4/4	WASHINGTON	W 97-95	37-37	Garrett - 22	Gugliotta/Garrett - 10	18,788
34	1/9	@ New Jersey	W 110-107	15-19	Gugliotta - 26	Gugliotta - 11	14,025	75	4/6	INDIANA	L 83-94	37-38	Marbury - 17	Garrett - 8	18,881
35	1/11	L.A. CLIPPERS	W 95-93	16-19	Gugliotta - 28	Garrett - 9	16,093	76	4/8	@ Phoenix	L 107-115	37-39	Marbury - 27	Gugliotta/Garrett - 12	19,023
36	1/14	@ Atlanta	L 93-95	16-20	Gugliotta/Garrett - 13	Gugliotta - 12	14,032	77	4/10	@ L.A. Clippers	W 108-96	38-39	Marbury - 29	Gugliotta - 15	15,283
37	1/15	CHICAGO	L 102-112	16-21	Garrett/Marbury - 21	Vrankovic - 9	20,113	78	4/12	ATLANTA	L 66-80	38-40	Garrett - 21	Garrett - 15	18,874
38	1/18	GOLDEN STATE	W 108-93	17-21	Garrett - 27	Gugliotta - 11	17,891	79	4/14	@ Miami	W 95-87	39-40	Marbury - 17	Garrett - 15	14,856
39	1/20	SAN ANTONIO	W 96-83	18-21	Garrett/Marbury - 20	Gugliotta - 12	17,113	80	4/16	DALLAS	L 77-92	39-41	Garrett - 16	Garrett - 9	16,444
40	1/21	@ Toronto	L 106-118	18-22	Robinson - 21	Garrett - 13	15,859	81	4/18	MILWAUKEE	W 122-112	40-41	Gugliotta - 22	Garrett - 8	19,006
41	1/23	@ Vancouver	W 95-76	19-22	Gugliotta - 33	Gugliotta - 15	15,282	82	4/19	@ Utah	L 89-101	40-42	Robinson - 28	Garrett - 9	19,911



1995-96

RECORD: 26-56



BACK ROW (L-R): Eric Riley, Andrew Lang, Tom Gugliotta, Marques Bragg, Isaiah Rider, Mark Davis, Sam Mitchell, Kevin Garnett

MIDDLE ROW (L-R): Video Coordinator Trey Schwab, Assistant Coach Randy Wittman, Doug West, Terry Porter, Anthony "Spud" Webb, Darrick Martin, Jerome Allen, Assistant Coach Greg Ballard, Trainer Assistant Eric Elfrink

FRONT ROW (L-R): Trainer Chris Palmer, President Rob Moor, Director of Player Personnel Rob Babcock, Vice President of Basketball Operations Kevin McHale, Owner Glen Taylor, General Manager/Head Coach Flip Saunders, Assistant Coach Mike Schuler, Director of Scouting and Player Development/Assistant Coach Jerry Sichting, Strength and Conditioning Coach Sol Brandys

PLAYER	G/GS	MIN	FIELD GOALS			3-POINT FG		FREE THROWS			REBOUNDS			AST	PF	STL	BLK	PTS	AVG	
			FG	FGA	PCT	FG	PCT	FGA	PCT	FT	FTR	PCT	OFF							DEF
RIDER	75/68	2594	560	1206	.464	102	275	.371	248	296	.838	99	210	309	213	204	48	23	1470	19.6
LAETNER	44/44	1518	283	582	.486	9	31	.290	217	266	.816	98	204	302	129	157	40	43	792	18.0
GUGLIOTTA	78/78	2835	473	1004	.471	26	86	.302	289	374	.773	176	514	690	238	265	139	96	1261	16.2
LANG (TOT)	71/69	2365	353	790	.447	1	5	.200	125	156	.801	153	302	455	65	241	42	126	832	11.7
LANG (MIN)	20/18	550	72	171	.421	1	2	.500	30	38	.789	42	79	121	3	63	7	41	175	8.8
MITCHELL	78/42	2145	303	618	.490	1	18	.056	237	291	.814	107	232	339	74	220	49	26	844	10.8
GARNETT	80/43	2293	361	735	.491	8	28	.286	105	149	.705	175	326	501	145	189	86	131	835	10.4
PORTER	82/40	2072	269	608	.442	71	226	.314	164	209	.785	36	176	212	452	154	89	15	773	9.4
WEBB (TOT)	77/21	1462	186	430	.433	47	129	.364	125	145	.862	26	74	100	294	109	52	7	544	7.1
WEBB (MIN)	26/21	645	82	208	.394	29	72	.403	51	58	.879	7	33	40	154	41	25	5	244	9.4
MARTIN (TOT)	59/16	1149	147	362	.406	20	69	.290	101	120	.842	16	66	82	217	123	53	3	415	7.0
MARTIN (MIN)	35/16	747	88	231	.381	15	47	.319	63	74	.851	3	41	44	156	76	26	2	254	7.3
ROOKS	49/7	902	112	227	.493	1	6	.167	106	159	.667	60	144	204	38	106	19	28	331	6.8
WEST	73/16	1639	175	393	.445	1	13	.077	114	144	.792	48	113	161	119	228	30	17	465	6.4
WILLIAMS	9/7	189	13	40	.325	1	3	.333	28	33	.848	3	20	23	31	37	5	3	55	6.1
RILEY	25/10	310	35	74	.473	0	1	.000	22	28	.786	32	44	76	5	42	8	16	92	3.7
DAVIS	57/0	571	55	149	.369	4	13	.308	74	116	.638	56	69	125	47	92	40	22	188	3.3
ALLEN	41/0	362	36	105	.343	10	33	.303	26	36	.722	5	20	25	49	42	21	5	108	2.6
BRAGG	53/0	369	54	120	.450	0	0	----	23	41	.561	38	41	79	8	71	17	8	131	2.5
SMITH	8/0	39	3	10	.300	0	3	.000	0	2	.000	0	5	5	6	7	1	0	6	0.8
TIMBERWOLVES	82	19780	2974	6481	.459	279	857	.326	1797	2314	.777	985	2271	3256	1867	1994	650	481	8024	97.9
OPPONENTS	82	19780	3086	6586	.469	530	1393	.380	1761	2368	.744	1036	2317	3353	1966	1940	725	498	8463	103.2



1995-96
DAY-BY-DAY

G#	DATE	OPPONENT	WOLVES/OPP	RECORD	HIGH POINTS	HIGH REBOUNDS	ATTEND.	G#	DATE	OPPONENT	WOLVES/OPP	RECORD	HIGH POINTS	HIGH REBOUNDS	ATTEND.
1	11/3	@ Sacramento	L 86-95	0-1	Porter - 19	Gugliotta - 12	17,319	42	2/2	@ San Antonio	L 90-101	11-31	Rider - 20	Four players - 6	14,236
2	11/5	@ Vancouver	L 98-100 (OT)	0-2	Laettner - 26	Laettner - 11	19,193	43	2/3	@ Dallas	W 105-96	12-31	Rider - 26	Gugliotta - 20	16,415
3	11/7	L.A. LAKERS	W 93-92	1-2	Laettner/Rider - 16	Gugliotta - 9	14,756	44	2/5	DALLAS	W 104-92	13-31	Laettner - 23	Gugliotta - 11	13,244
4	11/10	PORTLAND	L 102-108	1-3	Gugliotta - 33	Gugliotta - 17	11,972	45	2/7	PORTLAND	L 93-103	13-32	Rider - 26	Garnett - 10	11,690
5	11/11	@ Houston	L 97-119	1-4	Mitchell - 13	Rooks - 14	16,285	46	2/13	@ Sacramento	W94-90	14-32	Rider - 18	Gugliotta - 11	17,317
6	11/15	SAN ANTONIO	L 96- 105	1-5	Gugliotta - 20	Gugliotta - 13	9,954	47	2/14	@ Seattle	L 93-130	14-33	Laettner - 19	Garnett - 6	16,260
7	11/17	@ Toronto	L 96-114	1-6	Rider - 30	West - 7	18,401	48	2/16	CHICAGO	L 100-103	14-34	Rider - 29	Garnett - 15	20,214
8	11/18	UTAH	L 102-126	1-7	Rider - 24	Gugliotta - 8	17,376	49	2/18	WASHINGTON	L 96-108	14-35	Martin - 24	Garnett - 9	15,394
9	11/22	SEATTLE	L 97-106	1-8	Rider - 25	Gugliotta - 8	12,504	50	2/19	@ Detroit	L 83-113	14-36	Gugliotta - 19	Garnett - 12	15,970
10	11/24	ORLANDO	L 98-109	1-9	Gugliotta/Rider - 29	Gugliotta - 14	17,377	51	2/21	HOUSTON	W 120-101	15-36	Rider - 22	Garnett - 12	14,224
11	11/26	@ Milwaukee	W 105-102	2-9	Laettner - 25	Gugliotta - 8	13,896	52	2/23	DETROIT	W 94-93	16-36	Rider - 26	Garnett - 12	14,154
12	11/28	VANCOUVER	W 121-98	3-9	Mitchell/Laettner/ Williams - 18	Gugliotta/Laettner - 9	10,251	53	2/25	ATLANTA	L 76-92	16-37	Rider - 16	Garnett - 7	14,673
13	12/1	@ Phoenix	L 105-111	3-10	Rooks - 19	Gugliotta - 12	19,023	54	2/27	@ Chicago	L 99-120	16-38	Garnett/Rider - 20	Gugliotta - 10	23,716
14	12/2	@ Denver	L 105-109	3-11	Gugliotta - 25	Gugliotta - 11	16,789	55	2/28	PHOENIX	L 93-117	16-39	Rider - 21	Lang - 9	13,108
15	12/6	NEW JERSEY	W 108-97	4-11	Rider - 20	Gugliotta/Garnett - 7	10,471	56	3/1	CHARLOTTE	W 105-101	17-39	Gugliotta - 18	Gugliotta - 10	18,522
16	12/8	L.A. CLIPPERS	W 112-94	5-11	Rider - 27	Gugliotta/Laettner - 8	10,948	57	3/3	MIAMI	W 89-87	18-39	Rider - 30	Rider - 15	14,519
17	12/9	@ Charlotte	L 108-114	5-12	Laettner - 20	Laettner - 8	24,042	58	3/5	@ Miami	L 72-113	18-40	Webb - 16	Garnett - 5	14,328
18	12/12	@ Atlanta	W 85-78	6-12	Rider - 20	Gugliotta - 15	7,613	59	3/6	@ Philadelphia	W 103-90	19-40	Rider - 29	Garnett - 19	8,031
19	12/15	CLEVELAND	L 88-100	6-13	Laettner - 22	Laettner - 9	10,722	60	3/8	SEATTLE	L 112-132	19-41	Rider - 24	Garnett - 13	13,930
20	12/17	PHILADELPHIA	L 99-101	6-14	Laettner - 23	Laettner - 11	12,315	61	3/10	UTAH	L 96-104	19-42	Webb - 21	Garnett - 8	17,198
21	12/19	@ Cleveland	L 95-100	6-15	Laettner - 19	Gugliotta/Laettner - 9	14,304	62	3/13	NEW YORK	L 82-106	19-43	Garnett - 23	Garnett - 9	13,483
22	12/20	@ Orlando	L 100-107	6-16	Laettner - 29	Laettner - 10	17,248	63	3/15	SACRAMENTO	W 113-87	20-43	Mitchell - 23	Garnett - 9	13,277
23	12/22	@ Boston	L 113-114	6-17	Laettner - 23	Gugliotta - 11	18,400	64	3/17	VANCOUVER	W 90-85	21-43	Gugliotta - 26	Gugliotta/Mitchell - 10	12,228
24	12/23	DALLAS	W 111-98	7-17	Rider - 26	Gugliotta - 12	16,942	65	3/19	@ Portland	L 78-106	21-44	Rider - 14	Garnett - 7	19,977
25	12/27	MILWAUKEE	L 93-99 (OT)	7-18	Mitchell/Rider - 18	Rooks - 9	17,101	66	3/20	@ L.A. Clippers	L 96-110	21-45	Rider - 33	Garnett - 11	6,457
26	12/28	@ Utah	L 83-99	7-19	Gugliotta - 13	Rooks - 8	19,911	67	3/22	@ Dallas	W 110-84	22-45	Rider - 31	Gugliotta - 17	17,008
27	12/30	@ San Antonio	L 84-122	7-20	Rider - 23	Gugliotta - 9	17,047	68	3/23	@ Houston	W 108-103	23-45	Rider - 19	Gugliotta - 12	16,285
28	1/2	HOUSTON	L 100-105	7-21	Gugliotta - 25	Gugliotta - 17	11,568	69	3/27	BOSTON	L 116-121	23-46	Garnett - 33	Gugliotta - 13	12,693
29	1/4	@ Phoenix	W 98-93	8-21	Laettner - 21	Laettner - 8	19,023	70	3/29	INDIANA	W 93-91	24-46	Gugliotta - 23	Gugliotta - 8	19,006
30	1/5	@ Golden State	L 119-122 (OT)	8-22	Gugliotta - 36	Gugliotta - 10	15,025	71	3/31	L.A. CLIPPERS	L 107-110	24-47	Rider - 25	Gugliotta - 12	16,228
31	1/7	@ Portland	L 97-113	8-23	Laettner - 19	Gugliotta - 6	20,268	72	4/2	@ Denver	L 78-86	24-48	Rider - 17	Garnett - 11	15,042
32	1/9	@ L.A. Lakers	L 104-106	8-24	Laettner - 29	Gugliotta/Laettner - 9	10,755	73	4/3	@ Vancouver	L 103-105	24-49	Rider - 28	Rider - 11	16,216
33	1/11	@ L.A. Clippers	L 89-109	8-25	Laettner - 24	Laettner - 9	5,744	74	4/5	@ Utah	W 103-99	25-49	Rider/Garnett - 20	Gugliotta - 15	19,911
34	1/13	@ Indiana	L 94-103	8-26	Gugliotta/Laettner - 20	Gugliotta - 17	16,639	75	4/6	@ Golden State	L 106-111	25-50	Rider - 30	Garnett - 8	15,025
35	1/15	SACRAMENTO	W 103-94	9-26	Rider - 29	Gugliotta - 8	14,102	76	4/8	TORONTO	W 115-101	26-50	Rider - 28	Rider - 10	13,011
36	1/17	GOLDEN STATE	W 98-88	10-26	Rider - 31	Gugliotta - 14	11,651	77	4/10	L.A. LAKERS	L 90-111	26-51	Rider - 28	Garnett - 9	19,006
37	1/19	SAN ANTONIO	W 100-92	11-26	Rider - 27	Gugliotta - 14	18,827	78	4/12	@ Washington	L 106-116	26-52	Lang - 21	Garnett - 14	18,756
38	1/20	@ New Jersey	L 97-103 (OT)	11-27	Laettner - 25	Gugliotta/Laettner - 9	12,026	79	4/14	DENVER	L 91-98	26-53	Porter - 23	Lang - 8	18,717
39	1/24	PHOENIX	L 91-101	11-28	Gugliotta - 20	Gugliotta - 14	15,117	80	4/17	GOLDEN STATE	L 103-109	26-54	Gugliotta - 23	Mitchell - 13	12,719
40	1/27	@ New York	L 95-104	11-29	Mitchell - 20	Laettner - 8	19,763	81	4/19	@ Seattle	L 86-94	26-55	Mitchell - 21	Rider - 8	17,072
41	1/30	DENVER	L 86-88	11-30	Rider - 25	Garnett - 11	10,477	82	4/20	@ L.A. Lakers	L 82-106	26-56	Gugliotta - 15	Gugliotta - 12	17,505



1994-95
RECORD: 21-61



BACK ROW (L-R): Trainer Chris Palmer, Pat Durham, Christian Laettner, Greg Foster, Mike Brown, Stacey King, Sean Rooks, Tom Gugliotta, Andres Guibert, Strength and Conditioning Coach Sol Brandys

MIDDLE ROW (L-R): Assistant Coach Mike Schuler, Head Coach Bill Blair, Darrick Martin, Winston Garland, Isaiah Rider, Doug West, Chris Smith, Assistant Coach Randy Wittman, Assistant Coach Greg Ballard

FRONT ROW (L-R): Team Physician Dr. Sheldon Burns, Director of Player Personnel Rob Babcock, President Rob Moor, Owner Glen Taylor, General Manager Jack McCloskey, Assistant General Manager Kevin McHale, Team Orthopaedic Surgeon Dr. David Fischer

PLAYER	G/GS	MIN	FIELD GOALS		3-POINT FG		FREE THROWS			REBOUNDS			AST	PF	STL	BLK	PTS	AVG		
			FG	FGA	PCT	FG	FGA	PCT	FT	FTA	PCT	OFF							DEF	TOT
RIDER	75/67	2645	558	1249	.447	139	396	.351	277	339	.817	90	159	249	245	194	69	23	1532	20.4
LAETTNER	81/80	2770	450	920	.489	13	40	.325	409	500	.818	164	449	613	234	302	101	87	1322	16.3
WEST	71/65	2328	351	762	.461	11	61	.180	206	246	.837	60	167	227	185	250	65	24	919	12.9
GUGLIOTTA (TOT)	77/63	2568	371	837	.443	60	186	.323	174	252	.690	165	407	572	279	203	132	62	976	12.7
GUGLIOTTA (MIN)	31/17	1018	162	357	.454	28	88	.318	93	122	.762	49	173	222	139	86	61	28	445	14.4
ROOKS	80/70	2405	289	615	.470	0	5	.000	290	381	.761	165	321	486	97	208	29	71	868	10.9
MARSHALL	40/8	1036	158	423	.374	32	106	.302	83	122	.680	64	132	196	57	63	25	50	431	10.8
MARTIN	34/9	803	95	233	.408	7	38	.184	57	65	.877	14	50	64	133	88	34	0	254	7.5
GARLAND	73/58	1931	170	410	.415	19	75	.253	89	112	.795	48	120	168	318	184	71	13	448	6.1
WILLIAMS	1/1	28	1	4	.250	0	0	----	4	5	.800	0	1	3	3	2	0	6	6.0	
KING	50/10	792	99	212	.467	0	1	.000	68	102	.667	54	111	165	26	126	24	20	166	5.3
DURHAM	59/2	852	117	237	.494	5	26	.192	63	96	.656	37	57	94	53	114	36	32	302	5.1
SMITH	64/17	1073	116	264	.439	47	108	.435	41	63	.651	14	59	73	146	119	32	22	320	5.0
FOSTER (TOT)	78/3	1144	150	318	.472	7	23	.304	78	111	.703	85	174	259	39	183	15	28	385	4.9
FOSTER (MIN)	61/0	845	109	232	.470	7	23	.304	56	80	.700	67	138	205	23	129	13	20	281	4.6
SHACKLEFORD	21/2	239	39	65	.600	0	0	----	16	20	.800	16	51	67	8	47	8	6	94	4.5
JONES	11/0	139	15	44	.341	2	12	.167	13	16	.813	6	5	11	16	19	6	0	45	4.1
EISLEY	34/4	496	37	105	.352	8	32	.250	31	40	.775	10	32	42	77	78	18	5	113	3.3
GUIBERT	17/0	167	16	47	.340	0	4	.000	13	19	.684	16	29	45	10	29	8	1	45	2.6
BROWN	27/0	213	10	40	.250	0	1	.000	15	27	.556	9	36	45	10	35	7	0	35	1.3
TIMBERWOLVES	82	19780	2729	6219	.449	318	1016	.313	1824	2355	.775	883	2090	2973	1780	2074	609	402	7726	94.2
OPPONENTS	82	19780	3088	6509	.474	468	1243	.377	1820	2491	.731	1169	2305	3474	2069	1982	703	512	8464	103.2



1994-95
DAY-BY-DAY

G#	DATE	OPPONENT	WOLVES/OPP	RECORD	HIGH POINTS	HIGH REBOUNDS	ATTEND.	G#	DATE	OPPONENT	WOLVES/OPP	RECORD	HIGH POINTS	HIGH REBOUNDS	ATTEND.
1	11/4	@ Denver	L 108-130	0-1	Marshall - 26	Laettner - 7	17,171	42	1/30	@ Utah	L 80-115	10-32	Rider - 19	Shackleford - 6	19,911
2	11/5	HOUSTON	L 85-115	0-2	Rider - 18	Marshall - 7	16,578	43	2/1	DALLAS	L 83-104	10-33	Laettner - 26	Laettner - 11	14,202
3	11/8	@ Detroit	L 112-126	0-3	Laettner - 24	Laettner/Rider - 10	13,424	44	2/3	PORTLAND	L 97-112	10-34	Rider - 30	Laettner - 8	11,572
4	11/9	L.A. LAKERS	L 99-122	0-4	Rider - 27	King - 8	15,892	45	2/5	@ Boston	L 82-115	10-35	Rider - 18	Foster - 9	14,890
5	11/11	CHICAGO	L 100-112	0-5	King - 17	Laettner - 9	15,109	46	2/7	GOLDEN STATE	W 109-100	11-35	Rider - 41	Rider - 8	14,396
6	11/12	BOSTON	L 101- 114	0-6	Rooks - 20	Laettner - 9	13,278	47	2/8	@ Milwaukee	L 93-100	11-36	Rooks - 23	Laettner - 10	14,568
7	11/15	@ Golden State	W 114-112	1-6	Rider - 35	Rooks - 11	15,025	48	2/14	WASHINGTON	L 96-99	11-37	Rider - 34	Laettner - 12	13,296
8	11/16	@ Phoenix	L 90-105	1-7	Marshall - 30	Marshall - 13	19,023	49	2/15	@ Philadelphia	W 101-97	12-37	West - 33	Marshall - 11	8,306
9	11/19	SAN ANTONIO	L 101-109	1-8	Laettner - 22	Marshall/Laettner - 8	14,109	50	2/17	INDIANA	L 78-110	12-38	Rooks - 18	Laettner - 9	13,175
10	11/22	@ Cleveland	L 79-112	1-9	Laettner - 14	Marshall - 8	19,125	51	2/19	ORLANDO	W 100-95	13-38	Rider - 33	Rider - 10	19,334
11	11/23	ATLANTA	L 77-89	1-10	Rider - 26	King - 14	13,662	52	2/21	@ Portland	L 86-99	13-39	Rider - 21	Gugliotta - 11	12,888
12	11/25	PHILADELPHIA	L 71-109	1-11	Laettner - 22	Rooks - 11	13,919	53	2/22	@ Seattle	L 104-120	13-40	Laettner - 18	Durham/Laettner - 7	13,012
13	11/28	@ San Antonio	L 88- 92	1-12	Rider - 23	Laettner - 13	14,272	54	2/26	MIAMI	W 106-99	14-40	Rider - 38	Laettner - 11	15,789
14	11/29	@ Dallas	L 83-92	1-13	West - 23	Rooks - 12	12,810	55	2/28	@ Denver	L 101-114	14-41	Rider - 20	Gugliotta - 7	17,171
15	12/1	@ Utah	W 96- 94	2-13	Rider - 19	Rooks - 7	19,323	56	3/1	@ Sacramento	W 98-87	15-41	Rooks - 28	Rooks - 13	17,317
16	12/3	@ L.A. Clippers	W 103-95	3-13	Laettner/Rider/West - 19	Laettner - 10	6,196	57	3/3	HOUSTON	W 108-105	16-41	Gugliotta - 21	Laettner - 8	17,068
17	12/6	DENVER	L 95-102	3-14	West - 25	Laettner - 13	13,669	58	3/5	@ L.A. Lakers	L 102-105	16-42	Smith - 24	Gugliotta - 8	11,943
18	12/10	PHOENIX	L 89-103	3-15	Garland/West - 20	King - 10	18,161	59	3/6	@ L.A. Clippers	L 88-101	16-43	West - 31	Rooks - 8	6,024
19	12/13	@ Atlanta	L 83-85 (OT)	3-16	Rider - 23	Laettner - 11	8,418	60	3/8	SEATTLE	L 104-118	16-44	Laettner - 20	Gugliotta - 10	14,339
20	12/14	UTAH	L 95-103	3-17	Rider - 24	Rooks - 7	13,118	61	3/10	L.A. LAKERS	W 109-103	17-44	Rider - 33	Laettner - 12	17,891
21	12/16	NEW JERSEY	W 94-93	4-17	Rider - 27	Laettner - 10	11,101	62	3/12	PORTLAND	L 88-102	17-45	Laettner - 21	West - 6	13,337
22	12/17	@ Washington	W 96-87	5-17	West - 25	Rooks - 10	18,756	63	3/14	@ San Antonio	L 100-115	17-47	Rooks - 21	Laettner - 8	16,661
23	12/20	@ L.A. Lakers	L 95-108	5-18	Rider - 35	Rooks - 6	11,101	64	3/16	@ Houston	L 97-104	17-46	King - 20	King - 16	10,711
24	12/22	@ Sacramento	L 89-109	5-19	Rider - 27	Foster - 8	17,317	65	3/17	CLEVELAND	W 80-77	18-47	Laettner - 22	Laettner/Rooks - 12	14,222
25	12/26	L.A. CLIPPERS	W 82-81	6-19	Laettner - 26	Rooks - 10	12,338	66	3/19	L.A. CLIPPERS	W 96-93	19-47	Rider - 21	Laettner - 16	12,385
26	12/30	NEW YORK	L 81-90	6-20	Rider - 21	Rooks - 9	18,122	67	3/22	DALLAS	L 96-99	19-48	Laettner - 26	Laettner - 12	14,496
27	1/3	DENVER	L 99-108 (2OT)	6-21	Rider - 26	Laettner - 10	12,739	68	3/24	SAN ANTONIO	L 97-111	19-49	Gugliotta - 22	Laettner - 5	15,112
28	1/5	@ Miami	L 91-114	6-22	Rider - 23	Foster - 7	14,305	69	3/26	SACRAMENTO	L 98-104	19-50	Laettner - 23	Rooks - 10	15,553
29	1/6	@ Orlando	L 99-121	6-23	Rider - 32	Laettner - 8	16,010	70	3/29	@ Seattle	L 92-109	19-51	Rider - 19	King/Gugliotta - 7	12,336
30	1/8	@ New York	L 87-102	6-24	Rider - 21	Rooks - 11	19,763	71	3/31	@ Phoenix	L 96-106	19-52	Rider - 26	Laettner - 12	19,023
31	1/10	SACRAMENTO	L 85-98	6-25	Laettner - 26	Laettner - 10	13,017	72	4/1	@ Golden State	W 126-104	20-52	Rider - 42	Laettner - 13	15,025
32	1/11	@ Charlotte	L 91-100	6-26	Laettner - 20	Laettner - 9	23,698	73	4/4	@ Portland	L 91-95	20-53	Rider - 20	King - 9	12,888
33	1/13	DETROIT	W 104-92	7-26	Laettner/Marshall - 25	Rooks - 9	12,516	74	4/7	@ Dallas	L 94-111	20-54	Laettner - 22	Laettner - 9	17,502
34	1/14	@ New Jersey	L 84-93	7-27	Rider - 29	Laettner - 10	15,065	75	4/10	DENVER	L 107-114	20-55	Gugliotta - 30	Gugliotta - 11	16,161
35	1/16	HOUSTON	W 94-75	8-27	Rider - 24	West - 11	12,442	76	4/12	GOLDEN STATE	L 109-123	20-56	Gugliotta - 24	Gugliotta - 16	13,850
36	1/19	SEATTLE	L 87-102	8-28	Rider - 22	Marshall/Shackleford - 8	13,396	77	4/14	MILWAUKEE	W 104-100 (OT)	21-56	Laettner - 25	Laettner - 11	16,871
37	1/20	@ Chicago	L 86-93	8-29	Shackleford - 18	Shackleford - 7	22,283	78	4/16	@ Indiana	L 75-114	21-57	Laettner - 20	Gugliotta - 7	14,633
38	1/22	CHARLOTTE	W 100-83	9-29	Rider - 29	Laettner - 11	19,006	79	4/18	UTAH	L 94-113	21-58	Rider - 18	Laettner - 9	14,442
39	1/24	PHOENIX	L 85-100	9-30	Laettner/Person - 2	Laettner - 10	17,242	80	4/19	@ Denver	L 81-106	21-59	Laettner - 23	Gugliotta - 6	17,171
40	1/27	@ Dallas	W 102-94	10-30	Laettner - 21	Laettner - 7	17,352	81	4/21	@ Utah	L 96-99	21-60	Rider - 25	Gugliotta - 11	19,911
41	1/28	@ Houston	L 93-114	10-31	Eisley/Laettner - 14	Laettner - 8	16,611	82	4/23	SAN ANTONIO	L 91-97	21-61	Rider - 25	Laettner - 8	18,872



1993-94

RECORD: 20-62



BACK ROW (L-R): Equipment Manager Clayton Wilson, Stanley Jackson, Micheal Williams, Doug West, Tellis Frank, Christian Laettner, Thurl Bailey, Stacey King, Mike Brown, Marlon Maxey, Chuck Person, Brian Davis, Isaiah Rider, Chris Smith, Video Coordinator Greg Bittner

FRONT ROW (L-R): Strength and Conditioning Coordinator Sol Brandys, Scout Stan Novak, Orthopaedic Surgeon Dr. David Fischer, Team Physician Dr. Sheldon Burns, Trainer Jay Jensen, President Bob Stein, Co-Owner Harvey Ratner, Co-Owner Marv Wolfenson, General Manager Jack McCloskey, Head Coach Sidney Lowe, Assistant Coach Bob Weinbauer, Assistant Coach Chuck Davisson, Assistant to the General Manager/Assistant Coach Jim Brewer, Scout Rob Babcock

PLAYER	FIELD GOALS				3-POINT FG		FREE THROWS			REBOUNDS						PF	STL	BLK	PTS	AVG
	G/GS	MIN	FG	FGA	PCT	FG	FGA	PCT	FT	FTA	PCT	OFF	DEF	TOT	AST					
LAETTNER	70/67	2428	396	883	.448	6	25	.240	375	479	.783	160	442	602	307	264	87	86	1173	16.8
RIDER	79/60	2415	522	1115	.468	54	150	.360	215	265	.811	118	197	315	202	194	54	28	1313	16.6
WEST	72/61	2182	434	891	.487	1	8	.125	187	231	.810	61	170	231	172	236	65	24	1056	14.7
M. WILLIAMS	71/66	2206	314	687	.457	10	45	.222	333	397	.839	67	154	221	512	193	118	24	971	13.7
PERSON	77/37	2029	356	843	.422	100	272	.368	82	108	.759	55	198	253	185	164	45	12	894	11.6
KING (TOT)	49/30	1053	146	341	.428	0	2	.000	93	136	.684	90	151	241	58	121	31	42	385	7.9
KING (MIN)	18/15	516	78	170	.459	0	0	----	57	83	.687	40	69	109	19	57	13	30	213	11.8
BAILEY	79/3	1297	232	455	.510	0	2	.000	119	149	.799	66	149	215	54	93	20	58	583	7.4
LONGLEY	49/29	989	134	289	.464	0	1	.000	56	80	.700	87	208	295	46	131	35	58	324	6.6
SMITH	80/16	1617	184	423	.435	10	39	.256	95	141	.674	15	107	122	285	131	38	18	473	5.9
MAXEY	55/2	626	89	167	.533	0	2	.000	70	98	.714	75	124	199	10	113	16	33	48	4.5
BROWN	82/40	1921	111	260	.427	0	2	.000	77	118	.653	119	328	447	72	218	51	29	299	3.6
GUIBERT	5/0	33	6	20	.300	0	0	----	3	6	.500	10	6	16	2	6	0	1	15	3.0
FRANK	67/11	959	67	160	.419	0	2	.000	54	76	.711	83	137	220	57	163	35	35	188	2.8
C. WILLIAMS	4/0	46	5	13	.385	0	1	.000	1	1	1.000	1	5	6	6	6	2	0	11	2.8
JACKSON	17/0	92	17	33	.515	1	5	.200	3	3	1.000	12	15	27	16	13	5	0	38	2.2
DAVIS	68/3	374	40	126	.317	1	3	.333	50	68	.735	21	34	55	22	34	16	4	131	1.9
TIMBERWOLVES	82	19730	2985	6535	.457	183	557	.329	1777	2303	.772	990	2343	3333	1967	2016	600	440	7930	96.7
OPPONENTS	82	19730	3244	6874	.472	227	738	.308	1783	2451	.727	1102	2296	3398	2108	1855	824	549	8498	103.6



1993-94
DAY-BY-DAY

G#	DATE	OPPONENT	WOLVES/OPP	RECORD	HIGH POINTS	HIGH REBOUNDS	ATTEND.	G#	DATE	OPPONENT	WOLVES/OPP	RECORD	HIGH POINTS	HIGH REBOUNDS	ATTEND.
1	11 /5	@ Detroit	L 99-104	0-1	Williams - 20	Maxey - 10	21,454	42	2/2	DALLAS	L 88-92	14-28	Rider - 22	Laettner - 9	17,665
2	11 /6	UTAH	L 95-105	0-2	Laettner - 22	Laettner - 12	18,827	43	2/4	@ Indiana	L 93-114	14-29	Rider - 27	Rider - 8	11,808
3	11/ 9	@ San Antonio	L 95-110	0-3	Williams - 23	Maxey/Laettner - 9	16,087	44	2/6	@ Houston	L 90-101	14-30	West - 30	Laettner - 12	13,805
4	11/11	@ Houston	L 99-107	0-4	Laettner - 22	West - 7	10,238	45	2/8	@ Dallas	L 105-108 (OT)	14-31	West - 24	Maxey - 14	10,705
5	11/12	DALLAS	L 99-115	0-5	Laettner - 26	Laettner - 7	18,346	46	2/9	@ Phoenix	L 106-111	14-32	Person - 25	Laettner - 12	19,023
6	11/16	@ Milwaukee	W 102-98	1-5	Laettner - 29	Longley/Laettner/ Person - 9	13,871	47	2/15	MILWAUKEE	W 97-90	15-32	Laettner - 23	Laettner - 13	17,454
7	11/19	SACRAMENTO	W 113-108	2-5	Laettner - 27	Laettner - 13	17,810	48	2/17	@ Washington	L 105-109	15-33	West - 26	Laettner - 8	8,206
8	11/20	DENVER	L 89-90	2-6	Rider - 20	Brown - 8	18,023	49	2/18	CLEVELAND	L 78-85	15-34	Rider - 22	Longley - 10	18,548
9	11/24	NEW JERSEY	W 107-106	3-6	Williams - 28	Brown/Laettner - 8	16,177	50	2/21	SAN ANTONIO	L 89-114	15-35	Rider - 25	Brown/Frank/Rider - 7	18,148
10	11/26	SEATTLE	L 92-110	3-7	Williams - 19	Brown - 6	18,298	51	2/22	@ Cleveland	L 81-114	15-36	Laettner - 21	Longley - 13	17,542
11	11/27	L.A. LAKERS	L 92-96	3-8	Laettner - 23	Laettner - 8	18,354	52	2/24	PHOENIX	L 101-120	15-37	Rider - 28	Laettner - 10	18,174
12	12/1	@ Sacramento	W 111-101	4-8	West - 23	Brown - 12	17,317	53	2/27	GOLDEN STATE	W 107-100	16-37	Rider - 25	Brown - 7	18,263
13	12/2	@ Golden State	W 103-91	5-8	Williams - 28	Laettner - 15	15,025	54	3/1	@ Atlanta	L 99-102	16-38	Laettner - 21	Laettner - 8	10,955
14	12/4	@ Seattle	L 82-99	5-9	West - 18	Laettner - 11	14,693	55	3/2	MIAMI	L 100-108 (OT)	16-39	Laettner - 21	Laettner - 15	16,906
15	12/5	@ L.A. Lakers	W 101-99	6-9	Laettner - 25	Laettner - 10	11,256	56	3/4	@ Phoenix	L 101-106	16-40	Rider - 21	King - 7	19,023
16	12/8	PORTLAND	L 111-114	6-10	Rider - 30	Laettner - 10	18,078	57	3/6	@ Denver	L 97-117	16-41	Smith - 25	West/Bailey - 8	17,171
17	12/10	L.A. CLIPPERS	W 109-108	7-10	Rider - 27	Laettner - 12	17,886	58	3/8	@ Utah	L 86-100	16-42	Smith - 21	West/Brown/Person/ Frank - 8	19,911
18	12/11	DETROIT	L 80-92	7-11	Laettner - 20	Longley - 10	18,397	59	3/9	SACRAMENTO	L 96-104	16-43	West - 28	Person - 9	17,436
19	12/14	@ Charlotte	L 85-101	7-12	Williams - 22	Laettner - 11	23,698	60	3/11	CHARLOTTE	L 91-97	16-44	Person - 23	Person - 8	18,575
20	12/15	UTAH	L 95-97	7-13	Williams - 29	Frank - 8	17,696	61	3/13	L.A. LAKERS	L 88-90	16-45	Person - 26	Brown - 13	17,255
21	12/17	@ L.A. Clippers	W 105-90	8-13	Rider - 32	Laettner - 10	8,643	62	3/15	PHILADELPHIA	W 96-87	17-45	Rider - 21	Person - 9	16,248
22	12/18	@ Portland	L 95-105	8-14	Laettner - 24	Laettner - 10	12,888	63	3/17	SEATTLE	L 92-107	17-46	King - 17	Brown - 16	17,581
23	12/20	WASHINGTON	L 84-99	8-15	Laettner - 25	Laettner - 12	17,880	64	3/18	@ Philadelphia	W 100-98	18-46	King - 20	King - 16	10,711
24	12/22	@ Chicago	L 98-106	8-16	Rider - 25	Laettner - 11	18,312	65	3/20	CHICAGO	L 80-90	18-47	Rider - 25	Brown - 9	19,006
25	12/23	DALLAS	L 89-93	8-17	Williams - 33	Laettner - 7	17,940	66	3/22	HOUSTON	W 83-81	19-47	King - 19	King - 13	17,178
26	12/26	@ Denver	L 97-100	8-18	Person - 22	Laettner/Frank/Longley - 8	17,171	67	3/24	NEW YORK	L 106-123	19-48	Rider - 22	King/Laettner - 5	16,875
27	12/27	@ Utah	L 93-97	8-19	Person - 22	Williams/Brown/ Laettner - 9	19,911	68	3/26	@ Seattle	L 93-113	19-49	Laettner - 20	Laettner - 10	14,651
28	12/30	HOUSTON	L 104-110	8-20	Rider - 30	Longley - 19	18,461	69	3/29	@ L.A. Lakers	L 89- 91	19-50	Rider - 22	Laettner - 12	13,588
29	1/5	DENVER	W 109-95	9-20	Williams - 22	Laettner - 12	17,134	70	4/1	@ Golden State	L 109-146	19-51	Rider - 20	Maxey - 8	15,025
30	1/7	PHOENIX	L 103-110	9-21	West - 27	Longley - 14	19,006	71	4/2	@ Sacramento	L 87-102	19-52	Laettner - 19	King - 12	17,317
31	1/8	BOSTON	W 108-90	10-21	Person - 20	Longley - 11	18,377	72	4/6	L.A. CLIPPERS	W 110-100	20-52	West - 27	Laettner - 9	17,362
32	1/11	@ San Antonio	L 98-108	10-22	Rider - 26	Williams/Frank - 6	17,664	73	4/8	@ Boston	L 108-112	20-53	Laettner - 28	Brown - 8	14,890
33	1/12	@ Dallas	W 103-85	11-22	West/Rider - 23	Frank/Longley - 9	10,550	74	4/9	GOLDEN STATE	L 105-117	20-54	Laettner/West - 24	Brown - 9	17,878
34	1/14	ORLANDO	W 96-92	12-22	Rider - 19	Longley - 9	19,006	75	4/11	@ San Antonio	L 89-101	20-55	West - 16	Frank - 9	19,138
35	1/17	@ New York	L 94-106	12-23	Williams - 21	Longley - 8	19,763	76	4/12	@ Houston	L 89-98	20-56	Rider - 28	Laettner - 9	12,048
36	1/19	@ New Jersey	L 91-112	12-24	West - 17	Longley - 8	9,158	77	4/15	INDIANA	L 112-130	20-57	Rider - 22	Laettner - 13	17,209
37	1/20	SAN ANTONIO	W 93-83	13-24	West - 23	Frank - 10	17,749	78	4/17	DENVER	L 88-99	20-58	Laettner - 19	Laettner - 12	17,388
38	1/22	ATLANTA	L 81-98	13-25	Rider - 25	Laettner/Longley - 7	19,006	79	4/19	@ Miami	L 99-126	20-59	Rider - 28	Jackson - 11	14,953
39	1/26	UTAH	W 100-98	14-25	Laettner/Person - 22	Laettner - 10	17,242	80	4/20	@ Orlando	L 101-121	20-60	Rider - 28	Laettner - 11	15,291
40	1/28	@ Portland	L 98-109	14-26	Laettner - 23	Laettner - 11	12,888	81	4/22	PORTLAND	L 103-118	20-61	Rider - 25	Laettner - 10	18,577
41	1/29	@ L.A. Clippers	L 93-103	14-27	West - 30	Laettner - 14	10,634	82	4/24	@ Dallas	L 102-116	20-62	Rider - 25	Brown - 9	11,843



1992-93

RECORD: 19-63



BACK ROW (L-R): Equipment Manager Clayton Wilson, Micheal Williams, Lance Blanks, Doug West, Chuck Person, Christian Laettner, Brad Sellers, Luc Longley, Felton Spencer, Thurl Bailey, Marlon Maxey, Bob McCann, Gundars Vetra, Chris Smith, Video Coordinator Greg Bittner

FRONT ROW (L-R): Orthopaedic Surgeon Dr. David Fischer, Team Physician Dr. Sheldon Burns, Strength and Conditioning Coordinator Sol Brandys, Trainer Jay Jensen, President Bob Stein, Co-Owner Harvey Ratner, Co-Owner Marv Wolfenson, General Manager Jack McCloskey, Head Coach Jimmy Rodgers, Assistant to the General Manager/Assistant Coach Jim Brewer, Assistant Coach Sid Lowe, Assistant Coach Chuck Davisson

PLAYER	FIELD GOALS				3-POINT FG		FREE THROWS			REBOUNDS				AST	PF	STL	BLK	PTS	AVG	
	G/GS	MIN	FG	FGA	PCT	FG	FGA	PCT	FT	FTA	PCT	OFF	DEF							TOT
WEST	80/80	3104	646	1249	.517	2	23	.087	249	296	.841	89	158	247	235	279	85	21	1543	19.3
LAETTNER	81/81	2823	503	1061	.474	4	40	.100	462	553	.835	171	537	708	223	290	105	83	1472	18.2
PERSON	78/75	2985	541	1248	.433	118	332	.355	109	168	.649	98	335	433	343	198	67	30	1309	16.8
WILLIAMS	76/76	2661	353	791	.446	26	107	.243	419	462	.907	84	189	273	661	268	165	23	1151	15.1
BAILEY	70/3	1276	203	446	.455	0	0	----	119	142	.838	53	162	215	61	88	20	47	525	7.5
MCCANN	79/7	1536	200	410	.488	0	2	.000	95	152	.625	92	190	282	68	202	51	58	495	6.3
LONGLEY	55/25	1045	133	292	.455	0	0	----	53	74	.716	71	169	240	51	169	47	77	319	5.8
MAXEY	43/3	520	93	169	.550	0	1	.000	45	70	.643	66	98	164	12	75	11	18	231	5.4
GLASS	4/0	71	8	27	.296	0	2	.000	4	6	.667	1	2	3	9	6	3	0	20	5.0
SMITH	80/6	1266	125	289	.433	2	14	.143	95	120	.792	32	64	96	196	96	48	16	347	4.3
SPENCER	71/48	1296	105	226	.465	0	0	----	83	127	.654	134	190	324	17	243	23	66	293	4.1
VETRA	13/0	89	19	40	.475	3	3	1.000	4	6	.667	4	4	8	6	12	2	0	45	3.5
BLANKS (TOT)	61/2	642	65	150	.433	11	43	.256	20	32	.625	18	50	68	72	61	16	5	161	2.6
BLANKS (MIN)	61/2	642	65	150	.433	11	43	.256	20	32	.625	18	50	68	72	61	16	5	161	2.6
SELLERS (TOT)	54/4	533	49	130	.377	0	1	.000	37	39	.949	27	56	83	46	40	6	11	135	2.5
SELLERS (MIN)	54/4	533	49	130	.377	0	1	.000	37	39	.949	27	56	83	46	40	6	11	135	2.5
RANDALL	2/0	8	0	1	.000	0	1	.000	0	0	----	0	0	0	1	1	0	0	0	0.0
TIMBERWOLVES	82	19855	3043	6529	.466	166	569	.292	1794	2247	.798	940	2204	3144	2001	2028	649	455	8046	98.1
OPPONENTS	82	19855	3323	6814	.488	208	578	.360	1830	2413	.758	1122	2331	3453	2144	1875	734	494	8684	105.9



1992-93
DAY-BY-DAY

G#	DATE	OPPONENT	WOLVES/OPP	RECORD	HIGH POINTS	HIGH REBOUNDS	ATTEND.	G#	DATE	OPPONENT	WOLVES/OPP	RECORD	HIGH POINTS	HIGH REBOUNDS	ATTEND.
1	11/6	@ Boston	L 92-113	0-1	Person - 24	Bailey - 8	14,890	42	2/6	@ San Antonio	L 95-104	10-32	Laettner - 21	Laettner/Longley - 8	16,057
2	11/7	GOLDEN STATE	L 119-121 (OT)	0-2	Laettner - 26	Laettner - 14	19,006	43	2/10	MIAMI	L 90-101	10-33	Person - 20	Longley - 9	18,289
3	11/10	DALLAS	W 118-104	1-2	Person - 24	Laettner - 12	18,202	44	2/12	@ Indiana	W 102-100	11-33	Laettner - 22	Laettner - 7	13,975
4	11/12	@ New Jersey	W 88-84	2-2	West - 24	Person - 12	14,226	45	2/13	HOUSTON	L 88-97	11-34	West - 18	Laettner - 10	19,006
5	11/14	PHOENIX	L 101-108	2-3	West - 23	Person - 12	19,006	46	2/15	UTAH	L 91-112	11-35	Person - 26	Person - 8	18,493
6	11/17	CHICAGO	L 103-124	2-4	Person - 26	Person - 12	19,006	47	2/18	SACRAMENTO	W 121-114	12-35	Laettner - 28	Laettner - 16	17,813
7	11/20	WASHINGTON	L 100-108	2-5	Person - 23	Laettner - 10	18,301	48	2/23	@ New York	L 91-95	12-36	Williams - 27	Bailey/Spencer - 5	19,763
8	11/21	@ Denver	L 118-131	2-6	Laettner - 23	Person - 8	12,457	49	2/24	SEATTLE	L 77-89	12-37	Laettner - 28	Laettner - 9	17,824
9	11/25	NEW YORK	L 78-99	2-7	Laettner - 29	Person - 10	18,063	50	2/26	DALLAS	W 99-89	13-37	West - 21	Laettner - 15	18,011
10	11/27	@ Washington	W 102-83	3-7	Person - 26	Laettner - 9	12,346	51	2/28	@ Miami	L 93-105	13-38	Bailey - 23	Longley - 9	15,008
11	11/28	DETROIT	W 82-80	4-7	Laettner - 23	McCann/Person - 9	19,006	52	3/2	@ Orlando	L 89-108	13-39	West - 28	Laettner - 13	15,151
12	12/3	@ Utah	L 91-110	4-8	Person/West - 16	Person - 9	19,911	53	3/4	CLEVELAND	L 95-103	13-40	Williams - 24	Bailey/Spencer - 8	17,854
13	12/5	@ Seattle	L 87-124	4-9	West - 18	Laettner - 9	11,223	54	3/6	SAN ANTONIO	W 106-105	14-40	Person - 33	Laettner - 9	18,844
14	12/6	@ L.A. Lakers	L 85-107	4-10	Person/West - 20	Person - 9	14,068	55	3/8	PHILADELPHIA	L 83-92	14-41	Person - 22	McCann - 7	17,832
15	12/8	@ Houston	L 94-102	4-11	Person - 22	Williams - 8	10,077	56	3/9	@ Utah	L 107-116	14-42	West - 23	Laettner - 19	19,911
16	12/10	@ Dallas	W 111-88	5-11	Person - 26	Longley - 9	11,124	57	3/11	@ Sacramento	L 95-109	14-43	Maxey - 24	Maxey - 12	17,317
17	12/12	HOUSTON	L 87-104	5-12	Person - 28	Laettner - 9	19,006	58	3/12	@ L.A. Clippers	L 93-117	14-44	West - 20	Laettner/Maxey - 10	11,740
18	12/15	BOSTON	L 119-124 (2OT)	5-13	Laettner - 35	Laettner - 17	19,006	59	3/14	L.A. CLIPPERS	L 107-124	14-45	West - 28	Maxey - 8	18,101
19	12/18	@ L.A. Clippers	L 95-103	5-14	Laettner - 24	Laettner - 10	10,353	60	3/16	DENVER	W 100-97	15-45	West - 28	Laettner - 14	17,818
20	12/19	Golden State	L 116-122 (OT)	5-15	West - 39	Person - 14	15,025	61	3/18	@ Charlotte	L 85-113	15-46	Laettner/Vetra/West - 17	Laettner - 13	23,698
21	12/23	SACRAMENTO	L 96-102 (OT)	5-16	West - 26	Laettner/Person - 11	18,091	62	3/19	@ Atlanta	L 103-121	15-47	Laettner - 23	Laettner - 12	10,519
22	12/26	ATLANTA	L 105-113	5-17	Laettner - 26	Laettner/Longley/Person - 7	18,502	63	3/21	CHARLOTTE	L 95-99	15-48	Laettner - 27	Laettner - 18	19,006
23	12/28	@ Utah	L 95-114	5-18	Williams - 19	Laettner/Person - 8	19,911	64	3/23	@ Chicago	L 100-107	15-49	Person - 31	Laettner - 12	18,767
24	12/30	NEW JERSEY	L 92-118	5-19	Laettner - 18	Laettner - 8	18,032	65	3/24	SAN ANTONIO	L 92-105	15-50	Laettner - 26	Laettner - 7	17,806
25	1/2	DALLAS	W 103-71	6-19	Laettner - 26	McCann - 10	18,104	66	3/26	GOLDEN STATE	L 91-94	15-51	West - 27	Laettner - 12	18,374
26	1/5	@ Milwaukee	L 100-114	6-20	West - 28	Laettner - 9	14,085	67	3/28	HOUSTON	W 101-100	16-51	Person - 37	Spencer - 14	17,891
27	1/6	L.A. LAKERS	L 78-98	6-21	Person - 15	Person - 8	18,494	68	3/30	@ Golden State	W 103-100	17-51	Williams - 25	Laettner - 10	15,025
28	1/8	SEATTLE	L 93-98	6-22	West - 23	Person - 11	19,178	69	3/31	@ L.A. Lakers	W 126-113	18-51	Laettner - 28	Laettner - 10	15,350
29	1/9	@ Cleveland	L 93-116	6-23	West - 23	McCann - 7	20,273	70	4/2	@ San Antonio	L 101-108	18-52	Williams - 19	Laettner - 9	16,057
30	1/13	SAN ANTONIO	L 81-89	6-24	West - 16	Laettner - 13	17,852	71	4/4	@ Denver	L 94-120	18-53	West - 29	Laettner - 15	16,461
31	1/15	DENVER	W 99-89	7-24	Person - 19	Laettner/Person - 7	18,777	72	4/7	INDIANA	L 105-113	18-54	Williams - 30	Spencer - 7	17,815
32	1/18	L.A. CLIPPERS	L 93-94	7-25	West/Williams - 20	Bailey/Laettner/Spencer - 6	17,879	73	4/9	ORLANDO	L 92-95	18-55	West - 23	Laettner - 9	19,006
33	1/20	PORTLAND	L 94-110	7-26	West - 20	Laettner - 10	18,149	74	4/11	@ Portland	L 110-127	18-56	Person - 21	Person - 7	12,888
34	1/23	@ Sacramento	L 108-113	7-27	West - 25	Laettner - 11	17,317	75	4/13	@ Seattle	L 95-129	18-57	Smith - 24	McCann - 7	12,461
35	1/25	@ Denver	L 97-102	7-28	Person - 29	Laettner - 12	10,178	76	4/14	@ Phoenix	L 84-98	18-58	West - 27	Laettner - 8	19,023
36	1/27	PHOENIX	L 116-117 (OT)	7-29	Person - 28	Laettner - 9	18,503	77	4/16	PORTLAND	L 109-117	18-59	Laettner - 28	Maxey - 6	19,006
37	1/29	@ Detroit	L 103-112	7-30	Laettner - 22	Laettner - 11	21,454	78	4/18	@ Philadelphia	L 79-106	18-60	West - 24	Laettner - 13	10,405
38	1/30	MILWAUKEE	W 91-82	8-30	West - 24	Spencer - 10	19,006	79	4/20	L.A. LAKERS	L 95-107	18-61	Laettner/West - 20	Laettner - 11	19,006
39	2/2	@ Portland	W 104-91	9-30	Person/Williams - 24	Laettner - 13	12,888	80	4/22	@ Houston	L 110-112 (OT)	18-62	West - 29	Person/Spencer - 7	16,123
40	2/3	@ Phoenix	L 102-122	9-31	Laettner/Longley - 16	Longley/Person - 9	19,023	81	4/23	@ Dallas	L 100-103	18-63	Williams - 31	Williams - 9	17,502
41	2/5	@ Houston	W 112-105	10-31	West - 33	McCann - 9	12,513	82	4/25	UTAH	W 113-111	19-63	Williams - 29	Spencer - 9	18,627



1991-92

RECORD: 15-67



BACK ROW (L-R): Assistant Coach Sid Lowe, Myron Brown, Scott Brooks, Doug West, Tyrone Corbin, Tod Murphy, Felton Spencer, Randy Breuer, Tellis Frank, Sam Mitchell, Tony Campbell, Gerald Glass, Pooh Richardson, Assistant Coach/Director of Player Personnel Jim Brewer

FRONT ROW (L-R): Equipment Manager Greg Bittner, Strength and Conditioning Coordinator Sol Brandys, Scout Walt Perrin, Video Coordinator/Scout Chuck Davisson, Head Coach Jimmy Rodgers, Owner Marv Wolfenson, Owner Harvey Ratner, President Bob Stein, Trainer Jay Jensen, Dr. Sheldon Burns, Dr. David Fischer

PLAYER	G/GS	MIN	FIELD GOALS			3-POINT FG		FREE THROWS			REBOUNDS			OFF	DEF	TOT	AST	PF	STL	BLK	PTS	AVG
			FG	FGA	PCT	FG	FGA	PCT	FT	FTA	PCT	FT	FTA									
CAMPBELL	78/41	2441	527	1137	.464	13	37	.351	240	299	.803	141	145	286	229	206	84	31	1307	16.8		
RICHARDSON	82/82	2922	587	1261	.466	53	155	.342	123	178	.691	91	210	301	685	152	119	25	1350	16.5		
CORBIN	11/8	344	57	142	.401	0	1	.000	44	53	.830	24	45	69	33	31	12	6	158	14.4		
WEST	80/72	2540	463	894	.518	4	23	.174	186	231	.805	107	150	257	281	239	66	26	1116	14.0		
GLASS	75/41	1822	383	871	.440	16	54	.296	77	125	.616	107	153	260	175	171	66	30	859	11.5		
BAILEY (TOT)	84/18	2104	368	836	.440	0	2	.000	215	270	.796	122	363	485	78	160	35	117	951	11.3		
BAILEY (MIN)	71/18	1777	329	735	.448	0	1	.000	171	215	.795	99	308	407	59	129	30	102	829	11.7		
MITCHELL	82/63	2151	307	725	.423	2	11	.182	209	266	.786	158	315	473	94	230	53	39	825	10.1		
SPENCER	61/54	1481	141	331	.426	0	0	---	123	178	.691	167	268	435	53	241	27	79	405	6.6		
BREUER	67/25	1176	161	344	.468	0	1	.000	41	77	.532	98	183	281	89	117	27	99	363	5.4		
BROOKS	82/0	1082	167	374	.447	32	90	.356	51	63	.810	27	72	99	205	82	66	7	417	5.1		
FRANK	10/0	140	18	33	.545	0	0	---	10	15	.667	8	18	26	8	24	5	4	46	4.6		
LONGLEY	66/3	991	114	249	.458	0	0	---	53	80	.663	67	190	257	53	157	35	64	281	4.3		
RANDALL (TOT)	54/0	441	68	149	.456	3	16	.188	32	43	.744	39	32	71	33	39	12	3	171	3.2		
RANDALL (MIN)	39/0	374	58	127	.457	3	14	.214	26	35	.743	35	27	62	26	31	12	3	145	3.7		
BROWN	4/0	23	4	6	.667	1	3	.333	0	0	---	0	3	6	2	1	0	0	9	2.3		
MURPHY	47/3	429	39	80	.488	1	2	.500	19	34	.559	36	74	110	11	40	9	8	98	2.1		
GARRICK	15/0	112	11	33	.333	1	2	.500	6	8	.750	2	7	9	18	14	7	3	29	1.9		
TIMBERWOLVES	82	19805	3366	7342	.458	126	394	.320	1379	1857	.743	1167	2168	3335	2025	1866	619	526	8237	100.5		
OPPONENTS	82	19805	3453	7116	.485	171	483	.354	1738	2337	.744	1311	2534	3845	2088	1675	660	574	8815	107.5		



1991-92
DAY-BY-DAY

G#	DATE	OPPONENT	WOLVES/OPP	RECORD	HIGH POINTS	HIGH REBOUNDS	ATTEND.	G#	DATE	OPPONENT	WOLVES/OPP	RECORD	HIGH POINTS	HIGH REBOUNDS	ATTEND.
1	11/1	UTAH	L 97-112	0-1	Richardson - 20	Mitchell - 9	19,006	43	1/31	@ San Antonio	L 101-103	7-36	Campbell - 20	Bailey - 8	16,057
2	11/6	DALLAS	L 94-97	0-2	West - 14	Spencer - 9	19,006	44	2/2	@ Cleveland	L 95-106	7-37	Campbell - 29	Bailey - 9	15,685
3	11/7	@ Denver	L 77-88	0-3	Campbell - 18	Corbin - 9	9,837	45	2/3	DENVER	W 114-99	8-37	Campbell - 30	Breuer - 9	18,434
4	11/9	@ Sacramento	W 84-80	1-3	Mitchell - 17	Mitchell - 10	17,014	46	2/5	ORLANDO	L 102-109	8-38	Richardson - 20	West - 8	18,408
5	11/10	@ L.A. Lakers	L 86-96	1-4	Campbell - 14	Spencer - 13	16,833	47	2/11	L.A. LAKERS	L 108-116	8-39	Richardson - 22	Mitchell/Richardson - 7	19,006
6	11/13	WASHINGTON	L 114-119 (OT)	1-5	Mitchell - 24	Mitchell/Spencer - 14	19,006	48	2/13	@ Detroit	W 96-93	9-39	Campbell - 28	Breuer - 9	21,454
7	11/15	PORTLAND	L 102-107	1-6	West - 19	Corbin - 10	19,006	49	2/15	INDIANA	L 101-117	9-40	Campbell - 21	Mitchell - 9	19,006
8	11/17	SEATTLE	L 91-101	1-7	Richardson - 17	Breuer/Mitchell - 7	19,006	50	2/17	@ Houston	W 124-122 (OT)	10-40	Campbell - 35	Mitchell - 9	13,605
9	11/20	@ San Antonio	L 106-113	1-8	Corbin/Richardson - 23	Mitchell - 11	16,057	51	2/19	@ San Antonio	L 103-113	10-41	Campbell/West - 21	Breuer/Mitchell - 6	16,057
10	11/21	@ Houston	L 102-106	1-9	West - 24	Mitchell - 9	12,902	52	2/21	@ Dallas	L 94-109	10-42	Richardson - 17	Mitchell - 10	16,009
11	11/23	HOUSTON	W 102-89	2-9	Breuer - 18	Corbin/Mitchell - 11	19,006	53	2/22	@ Chicago	L 90-105	10-43	Campbell - 20	Bailey - 11	18,676
12	11/27	DENVER	W 101-92	3-9	Glass/Mitchell - 22	Glass - 10	19,006	54	2/24	SEATTLE	L 91-106	10-44	Longley - 19	Bailey/Longley/ Richardson - 5	18,082
13	11/30	@ Dallas	L 78-79	3-10	Glass - 23	Bailey/Glass - 7	16,155	55	2/26	DALLAS	W 106-105	11-44	Glass - 31	Campbell - 8	18,173
14	12/3	PHOENIX	L 95-101	3-11	Campbell - 27	Glass - 13	18,582	56	2/29	@ New York	L 87-103	11-45	Campbell - 20	Bailey - 8	17,368
15	12/6	@ Seattle	L 94-96	3-12	Glass - 27	Longley - 11	9,796	57	3/3	SAN ANTONIO	L 102-103	11-46	Richardson - 22	Glass - 10	18,707
16	12/7	@ L.A. Clippers	L 87-101	3-13	Campbell/Richardson - 21	Bailey/Longley - 7	9,788	58	3/5	CHICAGO	L 100-113	11-47	Richardson - 27	Longley - 9	19,006
17	12/11	SAN ANTONIO	L 85-98	3-14	Glass - 21	Richardson - 9	18,247	59	3/7	@ Indiana	L 97-108	11-48	Campbell - 19	Longley - 6	13,716
18	12/13	PHILADELPHIA	L 95-104	3-15	Campbell - 21	Mitchell - 10	18,632	60	3/10	@ Charlotte	L 96-105	11-49	West - 23	Bailey/Campbell/ Longley - 8	23,698
19	12/14	@ Milwaukee	L 92-103	3-16	Mitchell - 21	West - 10	14,911	61	3/11	PORTLAND	L 113-124	11-50	West - 25	Spencer - 10	18,479
20	12/16	@ Portland	L 104-119	3-17	Campbell - 25	Breuer/Murphy/West - 7	12,888	62	3/13	@ Washington	L 115-118	11-51	Richardson - 22	Bailey - 7	8,715
21	12/17	@ Golden State	L 105-119	3-18	West - 28	Mitchell - 9	15,025	63	3/15	PHOENIX	L 113-118	11-52	Brooks - 21	Bailey - 6	19,006
22	12/19	L.A. LAKERS	W 93-85	4-18	Campbell - 23	Mitchell - 10	18,402	64	3/17	@ Portland	L 91-111	11-53	Campbell - 16	Spencer - 9	12,888
23	12/21	L.A. CLIPPERS	L 87-100	4-19	Richardson - 21	Spencer - 10	18,391	65	3/18	@ Golden State	L 120-123	11-54	Campbell - 30	Glass - 10	15,025
24	12/23	NEW YORK	L 91-97	4-20	Brooks - 18	Breuer - 10	19,006	66	3/20	@ L.A. Lakers	L 121-131	11-55	Glass - 21	Bailey - 12	16,291
25	12/27	GOLDEN STATE	L 102-106 (OT)	4-21	Richardson - 22	Mitchell - 17	19,006	67	3/21	@ Phoenix	L 105-121	11-56	Richardson - 23	Spencer - 11	14,496
26	12/28	@ Atlanta	L 122-125 (OT)	4-22	Campbell - 36	Mitchell - 8	12,209	68	3/23	DENVER	L 95-100	11-57	West - 20	Breuer - 12	19,006
27	12/30	SACRAMENTO	L 109-117	4-23	Richardson - 23	Spencer - 10	19,006	69	3/25	MIAMI	L 97-105	11-58	Brooks - 19	Longley - 9	18,818
28	1/2	MILWAUKEE	L 91-92	4-24	Campbell - 24	Mitchell/Spencer - 8	19,006	70	3/27	ATLANTA	L 103-105	11-59	West - 22	Bailey - 9	19,006
29	1/4	BOSTON	W 100-96	5-24	Campbell - 34	Spencer - 11	19,006	71	3/29	SACRAMENTO	L 86-112	11-60	Bailey - 21	Spencer - 10	19,006
30	1/7	CLEVELAND	L 98-113	5-25	Richardson - 18	Bailey - 10	18,388	72	3/31	@ Denver	W 121-114	12-60	Richardson - 27	Bailey - 11	12,335
31	1/8	@ New Jersey	L 97-103	5-26	Campbell - 22	Richardson - 9	7,113	73	4/3	@ Dallas	W 104-95	13-60	Richardson - 22	Bailey/Spencer - 9	15,795
32	1/10	@ Boston	W 104-94	6-26	Glass - 22	Spencer - 11	14,890	74	4/5	UTAH	W 93-91	14-60	Campbell - 22	Spencer - 16	19,006
33	1/11	UTAH	W 101-96	7-26	Campbell - 21	Spencer - 11	19,006	75	4/7	L.A. CLIPPERS	L 108-115	14-61	Richardson - 23	Spencer - 6	18,096
34	1/13	@ Phoenix	L 111-131	7-27	Richardson - 14	Spencer - 8	14,496	76	4/9	HOUSTON	L 102-117	14-62	Bailey/Richardson - 21	Spencer - 10	18,167
35	1/14	@ Utah	L 110-116	7-28	Richardson - 27	Bailey - 11	19,911	77	4/11	@ Sacramento	L 94-114	14-63	Richardson - 21	Spencer - 7	17,014
36	1/16	SAN ANTONIO	L 111-125	7-29	Glass - 16	Spencer - 7	18,674	78	4/12	@ Seattle	L 116-126	14-64	Richardson - 25	West - 8	11,391
37	1/18	NEW JERSEY	L 100-112	7-30	West - 22	Spencer - 9	19,006	79	4/14	GOLDEN STATE	L 100-122	14-65	Richardson - 22	Spencer - 10	18,410
38	1/20	@ Miami	L 106-121	7-31	Campbell - 21	Bailey/Spencer - 7	15,008	80	4/16	@ L.A. Clippers	L 93-96	14-66	Glass - 16	Bailey - 6	14,025
39	1/21	@ Orlando	L 92-105	7-32	West - 26	Longley - 9	15,151	81	4/17	@ Utah	L 106-120	14-67	Richardson - 23	Spencer - 9	19,911
40	1/23	DETROIT	L 100-111	7-33	Richardson - 23	Mitchell - 10	18,807	82	4/19	CHARLOTTE	W 130-107	15-67	Campbell - 23	Spencer - 10	19,006
41	1/24	@ Philadelphia	L 86-119	7-34	Mitchell - 19	Bailey - 10	14,271								
42	1/28	@ Houston	L 102-111	7-35	Richardson - 21	Bailey - 7	13,338								



1990-91

RECORD: 29-53



BACK ROW (L-R): Dr. Sheldon Burns, Dr. David Fischer, Director of Player Personnel Billy McKinney, Owner Harvey Ratner, Owner Marv Wolfenson, President Bob Stein, Strength and Conditioning Coordinator Sol Brandys, Scout Walt Perrin, Assistant Coach Dave Pritchett, Assistant Coach Eric Musselman

MIDDLE ROW (L-R): Trainer Jay Jensen, Pooh Richardson, Jim Thomas, Gerald Glass, Sam Mitchell, Tony Campbell, Scott Brooks, Head Coach Bill Musselman, Equipment Manager Greg Bittner

FRONT ROW (L-R): Assistant Coach Tom Thibodeau, Tod Murphy, Tyrone Corbin, Felton Spencer, Randy Breuer, Doug West, Richard Coffey, Scout Jim Brewer

PLAYER	G/GS	MIN	FIELD GOALS			3-POINT FG			FREE THROWS			REBOUNDS			OFF	DEF	TOT	AST	PF	STL	BLK	PTS	AVG
			FG	FGA	PCT	FG	FGA	PCT	FT	FTA	PCT	FT	FTA	PCT									
CAMPBELL	77/71	2893	652	1502	.434	16	61	.262	358	446	.803	161	185	346	214	204	121	48	1678	21.8			
CORBIN	82/82	3196	587	1311	.448	2	10	.200	296	371	.798	185	404	589	347	257	162	53	1472	18.0			
RICHARDSON	82/82	3154	635	1350	.470	42	128	.328	89	165	.539	82	204	286	734	114	131	13	1401	17.1			
MITCHELL	82/60	3121	445	1010	.441	0	9	.000	307	396	.775	188	332	520	133	338	66	57	1197	14.6			
SPENCER	81/46	2099	195	381	.512	0	1	.000	182	252	.722	272	369	641	25	337	48	121	572	7.1			
GLASS	51/3	606	149	340	.438	2	17	.118	52	76	.684	54	48	102	42	76	28	9	352	6.9			
BREUER	73/44	1505	197	435	.453	0	0	----	35	79	.443	114	231	345	73	132	35	80	429	5.9			
BROOKS	80/0	980	159	370	.430	45	135	.333	61	72	.847	28	44	72	204	122	53	5	424	5.3			
MURPHY	52/19	1063	90	227	.396	1	17	.059	70	105	.667	92	163	255	60	101	25	20	251	4.8			
WEST	75/1	824	118	246	.480	0	1	.000	58	84	.690	56	80	136	48	115	35	23	294	3.9			
THORNTON	12/1	110	4	13	.308	0	0	----	8	10	.800	1	14	15	1	18	0	3	16	1.3			
COFFEY	52/1	320	28	75	.373	0	1	.000	12	22	.545	42	37	79	3	45	6	4	68	1.3			
GODFREAD	10/0	20	5	12	.417	0	1	.000	3	4	.750	0	2	2	0	5	1	4	13	1.3			
THOMAS	3/0	14	1	4	.250	0	0	----	0	0	----	0	0	0	1	0	1	0	2	0.7			
TIMBERWOLVES	82	19905	3265	7276	.449	108	381	.283	1531	2082	.735	1275	2113	3388	1885	1864	712	440	8169	99.6			
OPPONENTS	82	19905	3320	6778	.490	171	505	.339	1680	2219	.757	1094	2379	3473	2142	1692	512	511	8491	103.5			



1990-91
DAY-BY-DAY

G#	DATE	OPPONENT	WOLVES/OPP	RECORD	HIGH POINTS	HIGH REBOUNDS	ATTEND.	G#	DATE	OPPONENT	WOLVES/OPP	RECORD	HIGH POINTS	HIGH REBOUNDS	ATTEND.
1	11/2	DALLAS	W 98-85	1-0	Campbell - 24	Corbin - 9	19,006	43	2/3	PHILADELPHIA	W 110-102 (2OT)	15-28	Mitchell - 37	Corbin - 13	19,006
2	11/3	@ Milwaukee	L 93-111	1-1	Campbell - 30	Murphy - 9	15,102	44	2/5	UTAH	W 94-93	16-28	Mitchell - 22	Murphy - 15	19,006
3	11/6	@ Indiana	L 96-98	1-2	Corbin - 23	Breuer - 12	8,473	45	2/7	@ Orlando	L 103-108	16-29	Richardson - 30	Murphy - 9	15,077
4	11/7	CHICAGO	L 91-96	1-3	Campbell - 26	Spencer - 9	19,006	46	2/12	@ Golden State	L 105-126	16-30	Corbin - 31	Corbin - 15	15,025
5	11/9	CHARLOTTE	W 106-77	2-3	Campbell - 26	Corbin - 13	19,006	47	2/13	@ L.A. Lakers	L 106-120	16-31	Richardson - 31	Mitchell - 8	16,662
6	11/11	ORLANDO	W 108-81	3-3	Campbell - 24	Spencer - 9	19,006	48	2/15	@ L.A. Clippers	L 107-124	16-32	Corbin - 25	Corbin - 10	12,168
7	11/13	@ Houston	L 88-90	3-4	Corbin - 19	Murphy - 10	13,234	49	2/16	@ Utah	L 107-115	16-33	Campbell - 25	Campbell/Murphy - 7	12,616
8	11/15	@ Denver	L 108-121	3-5	Campbell/Corbin - 24	Corbin - 14	6,663	50	2/18	DENVER	W 128-114	17-33	Campbell - 25	Murphy - 11	19,006
9	11/18	UTAH	L 94-103	3-6	Campbell/Corbin - 24	Corbin/Mitchell - 6	19,006	51	2/20	GOLDEN STATE	L 105-108	17-34	Mitchell - 29	Murphy - 12	19,006
10	11/20	@ Dallas	W 92-91 (OT)	4-6	Campbell - 28	Corbin - 16	15,975	52	2/22	ORLANDO	L 101-103	17-35	Campbell - 33	Spencer - 14	19,006
11	11/21	@ San Antonio	L 100-114	4-7	Mitchell - 18	Corbin - 11	15,908	53	2/24	HOUSTON	L 91-100	17-36	Richardson - 21	Spencer - 10	19,006
12	11/25	HOUSTON	L 91-107	4-8	Richardson - 22	Mitchell - 7	19,118	54	2/26	DALLAS	W 100-94	18-36	Corbin - 31	Corbin - 11	19,006
13	11/27	@ Sacramento	W 89-80	5-8	Corbin - 17	Spencer - 13	17,014	55	2/27	@ Boston	L 111-116	18-37	Campbell - 33	Spencer - 16	14,890
14	11/29	@ Portland	L 92-107	5-9	Corbin - 26	Spencer - 9	12,884	56	3/2	L.A. CLIPPERS	L 102-104	18-38	Corbin - 20	Corbin - 11	19,006
15	11/30	@ Utah	L 79-96	5-10	Richardson - 22	Campbell - 13	12,616	57	3/5	L.A. LAKERS	W 94-85	19-38	Campbell - 25	Mitchell - 14	19,006
16	12/2	@ L.A. Clippers	L 77-102	5-11	Campbell - 20	Breuer - 8	10,409	58	3/7	SEATTLE	L 86-91	19-39	Corbin/Richardson - 16	Spencer - 11	19,006
17	12/4	INDIANA	W 83-81	6-11	Breuer/Richardson - 20	Spencer - 8	19,118	59	3/10	PHOENIX	L 109-123	19-40	Campbell - 27	Spencer - 14	19,006
18	12/6	L.A. LAKERS	L 73-83	6-12	Campbell - 23	Spencer - 11	19,006	60	3/12	@ Chicago	L 99-131	19-41	Richardson - 18	Breuer/Corbin/Spencer/ West - 6	18,268
19	12/11	L.A. CLIPPERS	W 101-95	7-12	Campbell - 30	Spencer - 16	19,006	61	3/14	@ Denver	L 105-112	19-42	Campbell - 32	Spencer - 13	7,308
20	12/13	NEW YORK	L 76-87	7-13	Richardson - 22	Mitchell - 6	19,006	62	3/15	@ Seattle	W 100-96 (OT)	20-42	Campbell - 26	Mitchell - 9	11,947
21	12/15	SAN ANTONIO	L 74-90	7-14	Richardson - 16	Spencer - 11	19,006	63	3/17	MIAMI	W 90-87	21-42	Campbell - 24	Breuer - 14	19,006
22	12/18	@ Sacramento	L 99-108	7-15	Campbell - 28	Corbin - 11	17,014	64	3/19	HOUSTON	L 85-98	21-43	Campbell - 32	Mitchell - 14	19,006
23	12/19	@ Phoenix	L 96-112	7-16	Glass - 27	Mitchell/Spencer - 7	14,487	65	3/20	@ New Jersey	L 111-118 (OT)	21-44	Campbell - 29	Spencer - 13	8,209
24	12/22	@ Golden State	L 102-115	7-17	Glass - 24	Corbin - 10	15,025	66	3/22	CLEVELAND	W110-105	22-44	Campbell - 30	Corbin - 8	19,006
25	12/23	@ L.A. Lakers	L 94-118	7-18	Glass - 32	Spencer - 19	16,115	67	3/23	@ Utah	L 89-95	22-45	Richardson - 25	Mitchell/Spencer - 6	12,616
26	12/28	DETROIT	L 85-97	7-19	Campbell - 26	Spencer - 14	19,006	68	3/26	@ Phoenix	L 95-117	22-46	Mitchell - 19	Corbin - 12	14,487
27	12/30	SEATTLE	W 126-106	8-19	Mitchell - 26	Spencer - 12	19,006	69	3/29	@ Seattle	L 107-117	22-47	Campbell - 30	Campbell - 8	12,968
28	1/2	DALLAS	W 115-95	9-19	Campbell - 32	Spencer - 16	19,006	70	3/30	@ Portland	L 91-121	22-48	Campbell - 26	Breuer - 10	12,881
29	1/4	WASHINGTON	L 100-111	9-20	Corbin - 26	Spencer - 11	19,006	71	4/2	PORTLAND	L 93-104	22-49	Campbell - 22	Mitchell - 8	19,006
30	1/5	@ Atlanta	L 112-117 (OT)	9-21	Campbell - 34	Corbin - 11	10,998	72	4/4	DENVER	W 134-122	23-49	Corbin - 26	Breuer - 12	19,006
31	1/7	PHOENIX	L 106-119	9-22	Campbell - 29	Mitchell - 9	19,006	73	4/5	@ Detroit	L 82-101	23-50	Campbell - 22	Mitchell - 7	21,454
32	1/9	@ Orlando	W 111-103	10-22	Richardson - 30	Spencer - 14	15,077	74	4/7	SAN ANTONIO	L 87-92	23-51	Campbell - 22	Richardson - 9	19,006
33	1/11	@ Miami	W 108-107	11-22	Campbell - 29	Spencer - 12	15,008	75	4/9	NEW JERSEY	W 109-89	24-51	Campbell - 24	Spencer - 13	19,006
34	1/15	PORTLAND	L 117-132	11-23	Mitchell - 29	Spencer - 9	19,006	76	4/11	ATLANTA	W 112-98	25-51	Campbell - 27	Breuer - 13	19,006
35	1/16	@ New York	W 93-89	12-23	Corbin - 22	Corbin - 12	14,345	77	4/12	@ Charlotte	L 110-111 (2OT)	25-52	Campbell - 34	Mitchell - 10	23,901
36	1/19	GOLDEN STATE	W 121-113	13-23	Richardson - 35	Corbin - 11	19,006	78	4/14	@ Philadelphia	W 96-88	26-52	Campbell - 23	Breuer - 13	14,164
37	1/21	@ Denver	L 110-115	13-24	Mitchell - 26	Breuer - 16	7,292	79	4/15	SACRAMENTO	W 112-94	27-52	Corbin - 19	Corbin/Spencer - 11	19,006
38	1/24	@ Houston	L 94-118	13-25	Richardson - 23	Spencer - 8	13,535	80	4/17	@ Dallas	L 100-102	27-53	Campbell - 27	Spencer - 12	16,224
39	1/26	@ San Antonio	L 105-112	13-26	Richardson - 25	Spencer - 8	15,908	81	4/19	MILWAUKEE	W 109-91	28-53	Campbell - 28	Spencer - 13	19,006
40	1/28	BOSTON	L 87-108	13-27	Corbin/Richardson - 18	Corbin - 13	19,006	82	4/21	@ Washington	W 89-87	29-53	Campbell - 22	Spencer - 9	12,084
41	1/30	SACRAMENTO	W 95-86	14-27	Corbin - 27	Corbin/Mitchell - 7	19,006								
42	2/2	@ Cleveland	L 110-113 (OT)	14-28	Campbell/ Mitchell - 28	Mitchell - 11	16,002								



1989-90
RECORD: 22-60



BACK ROW (L-R): Dr. Sheldon Burns, Director of Player Personnel Billy McKinney, Owner Harvey Ratner, Owner Marv Wolfenson, President Bob Stein, David Fischer, Strength and Conditioning Coordinator Sol Brandys, Assistant Trainer Howard Rappaport

MIDDLE ROW (L-R): Trainer Jay Jensen, Pooh Richardson, Sam Mitchell, Tony Campbell, Adrian Branch, Donald Royal, Sidney Lowe, Head Coach Bill Musselman

FRONT ROW (L-R): Assistant Coach Tom Thibodeau, Scott Roth, Tyrone Corbin, Tod Murphy, Brad Lohaus, Doug West, Gary Leonard, Assistant Coach Bob Zuffelato

PLAYER	G/GS	MIN	FIELD GOALS		3-POINT FG		FREE THROWS		REBOUNDS				AST	PF	STL	BLK	PTS	AVG		
			FG	FGA	PCT	FG	FGA	PCT	FT	FTA	PCT	OFF							DEF	TOT
CAMPBELL	82/81	3164	723	1581	.457	9	54	.167	448	569	.787	209	242	451	213	260	111	31	1903	23.2
CORBIN	82/80	3011	521	1083	.481	0	11	.000	161	209	.770	219	385	604	216	288	175	41	1203	14.7
MITCHELL	80/30	2414	372	834	.446	0	9	.000	268	349	.768	180	282	462	89	301	66	54	1012	12.7
RICHARDSON	82/48	2581	426	925	.461	23	83	.277	63	107	.589	55	162	217	554	143	133	25	938	11.4
BREUER (TOT)	81/55	1879	298	696	.428	0	1	.000	126	193	.653	154	263	417	97	196	42	108	722	8.9
BREUER (MIN)	51/47	1325	212	510	.416	0	1	.000	94	142	.662	111	179	290	84	133	33	75	518	10.2
MURPHY	82/59	2493	260	552	.471	16	43	.372	144	203	.709	207	357	564	106	229	76	60	680	8.3
LOHAUS	28/24	590	94	202	.465	1	16	.063	21	26	.808	21	89	110	62	66	14	22	210	7.5
ROTH	71/3	1061	159	420	.379	18	52	.346	150	201	.746	34	78	112	115	144	51	6	486	6.8
BRANCH	11/0	91	25	61	.410	1	1	1.000	14	22	.636	8	12	20	4	14	6	0	65	5.9
ROYAL	66/0	746	117	255	.459	0	1	.000	153	197	.777	69	68	137	43	107	32	8	387	5.9
SELLERS (TOT)	59/0	700	103	254	.406	0	5	.000	58	73	.795	39	50	89	33	74	17	22	264	4.5
SELLERS (MIN)	14/0	113	19	56	.339	0	2	.000	9	12	.750	8	11	19	1	11	6	3	47	3.4
WEST	52/0	378	53	135	.393	3	11	.273	26	32	.813	24	46	70	18	61	10	6	135	2.6
LOWE	80/38	1744	73	229	.319	2	9	.222	39	54	.722	41	122	163	337	114	73	4	187	2.3
LEONARD	22/0	127	13	31	.419	0	1	.000	6	14	.429	10	17	27	1	26	3	9	32	1.5
JOHNSON	4/0	17	0	2	.000	0	0	----	0	0	----	0	3	3	1	4	0	0	0	0.0
TIMBERWOLVES	82	19855	3067	6876	.446	73	294	.248	1596	2137	.747	1196	2053	3249	1844	1901	789	344	7803	95.2
OPPONENTS	82	19855	3081	6391	.482	129	391	.330	1859	2420	.768	1050	2322	3372	1880	1748	578	489	8150	99.4



1989-90
DAY-BY-DAY

G#	DATE	OPPONENT	WOLVES/OPP	RECORD	HIGH POINTS	HIGH REBOUNDS	ATTEND.	G#	DATE	OPPONENT	WOLVES/OPP	RECORD	HIGH POINTS	HIGH REBOUNDS	ATTEND.
1	11/3	@ Seattle	L 94-106	0-1	Corbin - 20	Corbin - 8	13,805	43	2/2	BOSTON	W 116-105	10-33	Campbell - 44	Campbell - 14	35,713
2	11/5	@ Portland	L 83-93	0-2	Campbell - 20	Corbin - 12	12,884	44	2/4	GOLDEN STATE	L 95-105	10-34	Breuer - 40	Corbin - 13	29,434
3	11/8	CHICAGO	L 84-96	0-3	Campbell - 31	Murphy/Corbin - 10	35,427	45	2/6	@ Houston	L 101-108	10-35	Royal - 21	Mitchell - 10	14,505
4	11/10	PHILADELPHIA	W 125-118 (OT)	1-3	Campbell - 38	Corbin - 13	29,117	46	2/8	@ Dallas	L 77-90	10-36	Campbell/Murphy - 17	Murphy - 10	17,007
5	11/12	SEATTLE	L 97-108	1-4	Mitchell - 31	Mitchell - 10	21,702	47	2/13	@ Utah	L 104-110 (OT)	10-37	Campbell - 29	Campbell - 10	12,616
6	11/14	GOLDEN STATE	W 101-98	2-4	Campbell - 26	Corbin - 11	24,961	48	2/14	CHARLOTTE	W 95-86	11-37	Campbell - 33	Mitchell - 11	17,391
7	11/15	SAN ANTONIO	L 76-86	2-5	Campbell/Mitchell - 23	Mitchell - 10	20,382	49	2/16	INDIANA	W 111-105	12-37	Mitchell/Richardson - 24	Corbin - 11	25,395
8	11/17	@ Boston	L 99-116	2-6	Mitchell - 22	Corbin - 9	14,890	50	2/18	ATLANTA	W 108-98	13-37	Campbell/Corbin - 26	Corbin - 12	28,514
9	11/18	@ New York	L 96-111	2-7	Campbell/Mitchell - 29	Mitchell - 10	17,614	51	2/20	HOUSTON	W 97-92	14-37	Campbell - 30	Corbin - 12	19,325
10	11/21	UTAH	L 101-103 (OT)	2-8	Corbin - 26	Corbin/Mitchell - 8	20,179	52	2/21	@ New Jersey	L 93-95	14-38	Campbell - 26	Mitchell - 8	8,219
11	11/22	DENVER	L 93-96	2-9	Campbell - 21	Lohaus - 10	22,025	53	2/23	@ San Antonio	L 95-105	14-39	Campbell - 20	Murphy/Royal - 11	15,910
12	11/24	@ Dallas	L 89-99	2-10	Campbell - 24	Mitchell - 12	17,007	54	2/25	DALLAS	L 82-87	14-40	Murphy - 16	Murphy - 13	24,141
13	11/25	@ Charlotte	L 73-81	2-11	Campbell - 24	Lohaus - 11	23,901	55	2/27	WASHINGTON	W 104-88	15-40	Campbell - 29	Murphy - 14	18,456
14	11/29	@ Miami	W 105-100	3-11	Campbell - 31	Corbin - 8	15,008	56	3/2	@ Seattle	L 83-99	15-41	Richardson - 19	Mitchell - 9	11,272
15	11/30	@ Orlando	L 96-103	3-12	Corbin - 25	Lohaus - 11	15,077	57	3/4	@ L.A. Lakers	L 96-115	15-42	Breuer/Corbin - 18	Campbell - 8	17,505
16	12/2	@ Cleveland	W 101-74	4-12	Campbell - 24	Corbin - 10	14,995	58	3/7	DENVER	L 73-86	15-43	Richardson - 19	Murphy - 15	18,947
17	12/5	NEW JERSEY	W 92-90	5-12	Campbell - 26	Mitchell - 8	18,918	59	3/8	L.A. CLIPPERS	W 111-94	16-43	Campbell - 30	Corbin - 14	21,632
18	12/9	@ Atlanta	L 91-104	5-13	West - 23	Lohaus - 7	11,876	60	3/10	PHOENIX	L 98-101 (OT)	16-44	Campbell - 27	Corbin - 14	30,158
19	12/12	@ Indiana	L 112-113 (OT)	5-14	Corbin - 27	Mitchell - 12	8,754	61	3/12	SAN ANTONIO	L 88-92	16-45	Breuer - 21	Breuer - 12	19,834
20	12/13	DALLAS	L 87-90	5-15	Campbell/Lohaus - 19	Mitchell - 11	21,087	62	3/15	NEW YORK	W 102-82	17-45	Campbell - 27	Murphy - 17	25,870
21	12/15	MIAMI	L 84-95	5-16	Campbell - 23	Mitchell - 11	21,899	63	3/17	L.A. LAKERS	L 99-101	17-46	Campbell/Murphy - 24	Campbell - 11	43,606
22	12/17	UTAH	L 112-122	5-17	Campbell - 34	Murphy - 8	23,262	64	3/18	@ Denver	L 98-103	17-47	Campbell - 22	Murphy - 13	11,864
23	12/19	@ Washington	L 99-112	5-18	Campbell/Mitchell - 28	Corbin - 13	6,703	65	3/20	@ Golden State	L 101-105	17-48	Campbell - 34	Corbin/Murphy - 10	15,025
24	12/20	L.A. LAKERS	L 97-106 (OT)	5-19	Campbell - 26	Murphy - 9	25,689	66	3/21	@ Sacramento	L 84-90	17-49	Campbell/Corbin/ Murphy - 20	Murphy - 11	17,014
25	12/23	MILWAUKEE	L 90-94	5-20	Campbell - 23	Corbin - 14	23,249	67	3/23	@ Phoenix	L 99-120	17-50	Campbell - 28	Corbin - 6	14,487
26	12/26	@ Chicago	L 99-112	5-21	Campbell - 20	Mitchell - 8	18,676	68	3/25	@ Portland	W 110-105	18-50	Corbin/Richardson - 20	Murphy - 10	12,884
27	12/27	HOUSTON	W 108-91	6-21	Lowe - 22	Murphy - 11	27,661	69	3/26	@ L.A. Clippers	L 96-101 (OT)	18-51	Campbell - 27	Corbin - 11	9,529
28	12/29	PHOENIX	L 101-118	6-22	Richardson/Campbell - 22	Richardson - 6	25,699	70	3/28	SACRAMENTO	W 93-88	19-51	Campbell - 32	Breuer - 11	22,713
29	12/30	@ Milwaukee	L 99-109	6-23	Mitchell - 28	Murphy - 12	17,924	71	3/30	@ Dallas	W 84-82	20-51	Campbell - 23	Corbin - 9	17,007
30	1/2	L.A. CLIPPERS	L 79-87	6-24	Campbell - 31	Murphy - 20	23,980	72	3/31	@ Houston	L 98-106	20-52	Corbin - 22	Corbin - 8	16,155
31	1/4	CHARLOTTE	W 100-98	7-24	Campbell - 25	Murphy - 13	23,415	73	4/3	@ San Antonio	W 92-90	21-52	Campbell - 27	Corbin/Mitchell - 8	12,568
32	1/6	@ San Antonio	L 96-109	7-25	Roth - 24	Corbin/Mitchell - 9	15,881	74	4/6	@ Charlotte	L 93-108	21-53	Campbell/Corbin - 22	Mitchell - 15	23,901
33	1/9	@ Sacramento	L 70-84	7-26	Campbell - 20	Campbell - 9	17,014	75	4/10	PORTLAND	L 94-106	21-54	Richardson - 21	Corbin - 9	29,303
34	1/11	PORTLAND	L 80-82	7-27	Campbell - 26	Breuer - 11	22,672	76	4/12	@ Philadelphia	L 77-110	21-55	Corbin - 12	Breuer - 6	15,835
35	1/12	@ Detroit	L 86-97	7-28	Campbell - 28	Campbell - 7	21,454	77	4/13	ORLANDO	W 117-102	22-55	Corbin - 36	Corbin - 19	45,458
36	1/18	@ Phoenix	L 96-113	7-29	Mitchell - 22	Murphy - 14	14,070	78	4/15	UTAH	L 90-103	22-56	Campbell - 33	Corbin - 10	40,415
37	1/20	@ L.A. Clippers	L 95-97	7-30	Campbell - 27	Breuer - 13	12,030	79	4/17	DENVER	L 89-99	22-57	Corbin - 25	Corbin - 13	49,551
38	1/23	@ Golden State	L 102-109	7-31	Campbell - 25	Corbin - 11	15,025	80	4/19	@ L.A. Lakers	L 89-113	22-58	Campbell - 25	Corbin - 12	17,505
39	1/26	CLEVELAND	L 84-85	7-32	Campbell - 34	Murphy - 9	24,933	81	4/20	@ Utah	L 89-97	22-59	Campbell - 23	Murphy - 13	12,616
40	1/27	DETROIT	L 83-85	7-33	Royal - 23	Murphy - 11	29,056	82	4/22	@ Denver	L 107-115	22-60	Mitchell - 27	Corbin - 11	14,303
41	1/29	SACRAMENTO	W 109-91	8-33	Campbell - 25	Murphy - 9	17,250								
42	1/31	SEATTLE	W 110-82	9-33	Campbell - 20	Breuer - 10	24,153								



FORMER PLAYER STATS

STATISTICS INCLUDE THOSE GAMES IN A TIMBERWOLVES UNIFORM ONLY THROUGH THE 2021-22 SEASON

ADRIEN, JEFF COLLEGE: CONNECTICUT '09 NO: 12 POS: F HT: 6-7 BIRTHDATE: FEBRUARY 10, 1986

Acquired: Signed as a free agent on November 29, 2014
 Departed: Waived on January 7, 2015

YEAR	G-GS	MIN	FG	FGA	PCT	FT	FTA	PCT	OR	DR	TOT	A	PF-D	STL	TO	BLK	PTS	AVG
14-15	17-0	215	19	44	.432	22	38	.579	23	54	77	15	30-0	4	9	9	60	3.5

AGER, MAURICE COLLEGE: MICHIGAN STATE '06 NO: 15 POS: G HT: 6-5 BIRTHDATE: FEBRUARY 9, 1984

Acquired: Signed as a free agent on September 24, 2010
 Departed: Waived on November 11, 2010

YEAR	G-GS	MIN	FG	FGA	PCT	FT	FTA	PCT	OR	DR	TOT	A	PF-D	STL	TO	BLK	PTS	AVG
10-11	4-0	29	6	11	.545	0	0	---	0	2	2	1	4-0	1	4	0	15	3.8

Three-point FG: 3-4 (.750)

ALDRICH, COLE COLLEGE: KANSAS '10 NO: 45 POS: C HT: 6-11 BIRTHDATE: OCTOBER 31, 1988

Acquired: Signed as a free agent on July 13, 2016
 Departed: Waived on June 30, 2018

YEAR	G-GS	MIN	FG	FGA	PCT	FT	FTA	PCT	OR	DR	TOT	A	PF-D	STL	TO	BLK	PTS	AVG
16-17	62-0	531	45	86	.523	15	22	.682	51	107	158	25	85-1	25	17	23	105	1.7
17-18	21-0	49	5	15	.333	2	6	.333	3	12	15	3	11-0	2	1	1	12	0.6
TOTAL	83-0	580	50	101	.495	17	28	.607	54	119	173	28	96-1	27	18	24	117	1.4

ALLEN, JEROME COLLEGE: PENNSYLVANIA '95 NO: 53 POS: G HT: 6-4 BIRTHDATE: JANUARY 28, 1973

Acquired: 1995 NBA Draft (2nd Round/49th overall)
 Departed: Unrestricted free agent on July 11, 1996

YEAR	G-GS	MIN	FG	FGA	PCT	FT	FTA	PCT	OR	DR	TOT	A	PF-D	STL	TO	BLK	PTS	AVG
95-96	41-0	362	36	105	.343	26	36	.722	5	20	25	49	42-0	21	34	5	108	2.6

Three-point FG: 10-33 (.303)

AMUNDSON, LOU COLLEGE: UNLV '06 NO: 17 POS: F/C HT: 6-9 BIRTHDATE: DECEMBER 7, 1982

Acquired: Signed as a free agent on September 25, 2012
 Departed: Waived on February 8, 2013

YEAR	G-GS	MIN	FG	FGA	PCT	FT	FTA	PCT	OR	DR	TOT	A	PF-D	STL	TO	BLK	PTS	AVG
12-13	20-0	161	14	38	.368	4	20	.200	23	24	47	3	26	7	11	6	32	1.6

AVERY, WILL COLLEGE: DUKE '99 NO: 5 POS: G HT: 6-2 BIRTHDATE: AUGUST 8, 1979

Acquired: 1999 NBA Draft (1st Round/14th overall)
 Departed: Unrestricted free agent on July 1, 2002

YEAR	G-GS	MIN	FG	FGA	PCT	FT	FTA	PCT	OR	DR	TOT	A	PF-D	STL	TO	BLK	PTS	AVG
99-00	59-1	484	56	181	.309	24	36	.667	8	32	40	88	60-0	14	42	2	154	2.6
00-01	55-0	463	55	144	.382	28	36	.778	5	24	29	75	48-0	13	45	4	154	2.8
01-02	28-0	258	26	90	.289	13	19	.684	4	20	24	36	17-0	7	19	0	71	2.5
TOTAL	142-1	1205	137	415	.330	65	91	.714	17	76	93	199	125-0	34	106	6	379	2.6

Three-point FG: 99-00, 18-63 (.286); 00-01, 16-59 (.271); 01-02, 6-35 (.171); Total: 40-157 (.255)



FORMER PLAYER STATS

PLAYOFFS

YEAR	G-GS	MIN	FG	FGA	PCT	FT	FTA	PCT	OR	DR	TOT	A	PF-D	STL	TO	BLK	PTS	AVG
00-01	2-0	12	3	6	.500	0	0	---	0	1	1	2	0-0	0	0	1	7	3.5

Three-point FG: 1-2 (.500)

BAILEY, THURL COLLEGE: NORTH CAROLINA STATE '83 NO: 41 POS: F HT: 6-11 BIRTHDATE: APRIL 7, 1961

Acquired: From Utah with a 1992 second-round draft pick for Tyrone Corbin on November 25, 1991
 Departed: Unrestricted free agent on July 1, 1994

YEAR	G-GS	MIN	FG	FGA	PCT	FT	FTA	PCT	OR	DR	TOT	A	PF-D	STL	TO	BLK	PTS	AVG
91-92	71-18	1777	329	735	.448	171	215	.795	99	308	407	59	129-1	30	87	102	829	11.7
92-93	70-3	1276	203	446	.455	119	142	.838	53	162	215	61	88-0	20	60	47	525	7.5
93-94	79-3	1297	232	455	.510	119	149	.799	66	149	215	54	93-0	20	58	58	583	7.4
TOTAL	222-24	4350	764	1636	.467	409	506	.808	218	619	837	174	310-1	70	205	207	1937	8.7

Three-point FG: 91-92, 0-1 (.000); 93-94, 0-2 (.000); Total: 0-3 (.000)

BANKS, MARCUS COLLEGE: UNLV '03 NO: 3 POS: G HT: 6-2 BIRTHDATE: NOVEMBER 19, 1981

Acquired: From Boston with Mark Blount, Ricky Davis and Justin Reed and two future second-round picks for Wally Szczerbiak, Michael Olowokandi and Dwayne Jones and a future first-round pick on January 26, 2006
 Departed: Unrestricted free agent on July 1, 2006

YEAR	G-GS	MIN	FG	FGA	PCT	FT	FTA	PCT	OR	DR	TOT	A	PF-D	STL	TO	BLK	PTS	AVG
05-06	40-28	1228	186	388	.479	91	117	.778	19	97	116	188	124-0	47	96	11	479	12.0

Three-point FG: 16-44 (.364)

BAREA, J.J. COLLEGE: NORTHEASTERN '06 NO: 11 POS: G HT: 6-0 BIRTHDATE: JUNE 26, 1984

Acquired: Signed as a free agent on December 14, 2011
 Departed: Waived on October 27, 2014

YEAR	G-GS	MIN	FG	FGA	PCT	FT	FTA	PCT	OR	DR	TOT	A	PF-D	STL	TO	BLK	PTS	AVG
11-12	41-11	1032	167	418	.400	76	98	.776	14	100	114	232	61-0	21	103	0	463	11.3
12-13	74-2	1713	316	758	.417	105	134	.784	34	173	207	294	131-1	32	145	0	834	11.3
13-14	79-1	1471	254	656	.387	79	100	.790	16	138	154	303	129-0	26	125	0	660	8.4
TOTAL	194-14	4216	737	1832	.402	260	332	.783	64	411	475	829	321-1	79	373	0	1957	10.1

Three-point FG: 11-12, 53-143 (.371); 12-13, 97-280 (.346); 13-14, 73-231 (.316); Total: 223-654 (.341)

BATES-DIOP, KEITA COLLEGE: OHIO STATE '18 NO: 31 POS: F HT: 6-8 BIRTHDATE: JANUARY 23, 1996

Acquired: Via 2018 NBA Draft (June 21, 2018)
 Departed: Traded to Denver along with Shabazz Napier and Noah Vonleh in exchange for Malik Beasley and Juancho Hernangómez

YEAR	G-GS	MIN	FG	FGA	PCT	FT	FTA	PCT	OR	DR	TOT	A	PF-D	STL	TO	BLK	PTS	AVG
18-19	30-3	503	60	142	.423	18	28	.643	16	67	83	17	29-0	18	14	14	151	5.0
19-20	37-0	646	87	206	.422	46	65	.708	21	89	110	30	36-0	17	14	20	251	6.8
TOTAL	67-3	1150	147	348	.422	64	93	.688	37	156	193	47	65-0	35	28	34	402	6.0

Three-point FG: 18-19, 13-52 (.250); 19-20, 31-94 (.330); Total: 44-146 (.301)

BAYLESS, JERRYD COLLEGE: ARIZONA '08 NO: 8 POS: G HT: 6-3 BIRTHDATE: AUGUST 8, 1988

Acquired: From Philadelphia with Robert Covington, Dario Saric and a 2nd round draft pick in 2022 for Jimmy Butler and Justin Patton on November 12, 2018
 Departed: Unrestricted free agent on July 1, 2019

YEAR	G-GS	MIN	FG	FGA	PCT	FT	FTA	PCT	OR	DR	TOT	A	PF-D	STL	TO	BLK	PTS	AVG
18-19	34-6	657	82	230	.357	16	28	.571	11	51	62	19	56-0	18	32	2	209	6.1

Three-point FG: 29-98 (.296)



FORMER PLAYER STATS

BEASLEY, MALIK COLLEGE: FLORIDA STATE '16 NO: 5 POS: G HT: 6-4 BIRTHDATE: NOVEMBER 26, 1996

Acquired: Via trade from Denver on February 4, 2020
 Departed: Via trade with Utah on July 6, 2022

YEAR	G-GS	MIN	FG	FGA	PCT	FT	FTA	PCT	OR	DR	TOT	A	PF-D	STL	TO	BLK	PTS	AVG
20-21	14-14	463	110	233	.472	21	28	.750	9	62	71	27	27-0	9	21	2	290	20.7
21-22	37-36	1214	264	600	.440	68	80	.850	28	134	162	88	62-0	30	60	7	724	19.6
TOTAL	51-50	1677	374	833	.449	89	108	.824	37	196	233	115	89-0	39	81	9	1014	19.9

PLAYOFFS

YEAR	G-GS	MIN	FG	FGA	PCT	FT	FTA	PCT	OR	DR	TOT	A	PF-D	STL	TO	BLK	PTS	AVG
21-22	6-0	119	19	44	.432	5	6	.833	2	18	20	4	9-0	2	7	1	51	8.5
TOTAL	6-0	119	19	44	.432	5	6	.833	2	18	20	4	9-0	2	7	1	51	8.5

BEASLEY, MICHAEL COLLEGE: KANSAS STATE '08 NO: 8 POS: F HT: 6-9 BIRTHDATE: JANUARY 9, 1989

Acquired: Via trade from Miami on July 12, 2010
 Departed: Unrestricted free agent on July 1, 2012

YEAR	G-GS	MIN	FG	FGA	PCT	FT	FTA	PCT	OR	DR	TOT	A	PF-D	STL	TO	BLK	PTS	AVG
10-11	73-73	2361	561	1246	.450	219	291	.753	118	291	409	158	222-3	54	195	52	1401	19.2
11-12	47-7	1087	221	497	.445	61	95	.642	39	168	207	45	83-0	18	80	19	541	11.5
TOTAL	120-80	3448	782	1743	.449	280	386	.725	157	459	616	203	305-3	72	275	71	1942	16.18

Three-point FG: 10-11, 60-164 (.366); 11-12, 38-101 (.376); Total: 98-265 (.370)

BELL, JORDAN COLLEGE: OREGON '17 NO: 7 POS: F HT: 6-8 BIRTHDATE: JANUARY 7, 1995

Acquired: Signed as a free agent on July 11, 2019
 Departed: Traded to Houston along with Robert Covington in a 12-player, four-team trade that sent Keita Bates-Diop, Shabazz Napier and Noah Vonleh to Denver for Malik Beasley, Juancho Hernangomez and Jarred Vanderbilt on Feb. 5, 2020

YEAR	G-GS	MIN	FG	FGA	PCT	FT	FTA	PCT	OR	DR	TOT	A	PF-D	STL	TO	BLK	PTS	AVG
19-20	27-0	235	32	60	.533	17	29	.586	28	50	78	14	17-0	2	18	10	83	3.1

Three-point FG: 19-20, 2-9 (.222)

BENNETT, ANTHONY COLLEGE: UNLV '14 NO: 24 POS: F HT: 6-8 BIRTHDATE: MARCH 14, 1993

Acquired: Acquired in a three-team trade from Cleveland along with Andrew Wiggins and Thaddeus Young to Minnesota, Kevin Love to Cleveland and Luc Mbah a Moute and Alexey Shved to Philadelphia on August 23, 2014
 Departed: Waived on September 23, 2015

YEAR	G-GS	MIN	FG	FGA	PCT	FT	FTA	PCT	OR	DR	TOT	A	PF-D	STL	TO	BLK	PTS	AVG
21-22	57-3	894	125	297	.421	41	64	.641	52	164	216	48	87-0	27	36	16	298	5.2

Three-point FG: 14-15, 7-23 (.304)

BEVERLEY, PATRICK COLLEGE: ARKANSAS '08 NO: 22 POS: G HT: 6-1 BIRTHDATE: JULY 12, 1988

Acquired: Via trade from Memphis on August 25, 2021
 Departed: Via trade with Utah on July 6, 2022

YEAR	G-GS	MIN	FG	FGA	PCT	FT	FTA	PCT	OR	DR	TOT	A	PF-D	STL	TO	BLK	PTS	AVG
21-22	58-54	1476	177	436	.406	96	133	.722	62	178	240	268	174-2	67	73	52	112	9.2

Three-point FG: 14-15, 7-23 (.304)

BILLUPS, CHAUNCEY COLLEGE: COLORADO '97 NO: 4 POS: G HT: 6-3 BIRTHDATE: NOVEMBER 25, 1976

Acquired: Signed as a free agent on August 8, 2000



FORMER PLAYER STATS

Departed: Unrestricted free agent on July 1, 2002

YEAR	G-GS	MIN	FG	FGA	PCT	FT	FTA	PCT	OR	DR	TOT	A	PF-D	STL	TO	BLK	PTS	AVG
00-01	77-33	1790	248	587	.422	144	171	.842	32	126	158	260	178-2	51	111	11	713	9.3
01-02	82-54	2355	348	823	.423	207	234	.885	35	191	226	450	169-1	66	138	17	1027	12.5
TOTAL	159-87	4145	596	1410	.423	351	405	.867	67	317	384	710	347-3	117	249	28	1740	10.9

Three-point FG: 00-01, 73-194 (.376); 01-02, 124-315 (.394); Total: 197-509 (.387)

PLAYOFFS

YEAR	G-GS	MIN	FG	FGA	PCT	FT	FTA	PCT	OR	DR	TOT	A	PF-D	STL	TO	BLK	PTS	AVG
00-01	3-0	26	1	6	.167	1	1	1.000	1	4	5	2	5-0	0	1	0	3	1.0
01-02	3-3	134	23	51	.451	14	20	.700	1	14	15	17	14-1	3	9	1	66	22.0
TOTAL	6-3	160	24	57	.421	15	21	.714	2	18	20	19	19-1	3	10	1	69	11.5

Three-point FG: 00-01, 0-1 (.000); 01-02, 6-15 (.400); Total: 6-16 (.375)

BJELICA, NEMANJA FROM: SERBIA NO: 88/8 POS: F HT: 6-10 BIRTHDATE: MAY 9, 1988

Acquired: From Washington with Lazar Hayward for Trevor Booker and Hamady N'Diaye Corbin on June 24, 2010

Departed: Unrestricted free agent on July 1, 2018

YEAR	G-GS	MIN	FG	FGA	PCT	FT	FTA	PCT	OR	DR	TOT	A	PF-D	STL	TO	BLK	PTS	AVG
15-16	60-0	1075	110	235	.468	40	55	.727	49	161	210	83	154-1	26	47	21	308	5.1
16-17	65-1	1190	151	356	.424	45	61	.738	57	187	244	79	154-1	40	59	20	403	6.2
17-18	67-21	1371	171	371	.461	36	45	.800	53	221	274	86	141-1	50	52	16	454	6.8
TOTAL	192-22	3636	432	962	.449	121	161	.752	159	569	728	248	449-3	116	158	57	1165	6.1

Three-point FG: 15-16, 48-125 (.384); 16-17, 56-177 (.316); 17-18, 76-183 (.415); Total: 180-485 (.371)

PLAYOFFS

YEAR	G-GS	MIN	FG	FGA	PCT	FT	FTA	PCT	OR	DR	TOT	A	PF-D	STL	TO	BLK	PTS	AVG
17-18	5-0	47	7	16	.438	5	7	.714	4	11	15	3	6-0	3	1	0	23	4.6

Three-point FG: 4-7 (.571)

BLANKS, LANCE COLLEGE: TEXAS '90 NO: 21 POS: G HT: 6-4 BIRTHDATE: SEPTEMBER 9, 1966

Acquired: From Detroit with Brad Sellers and a future second-round pick for Gerald Glass and Mark Randall on November 15, 1992

Departed: Released on July 7, 1993

YEAR	G-GS	MIN	FG	FGA	PCT	FT	FTA	PCT	OR	DR	TOT	A	PF-D	STL	TO	BLK	PTS	AVG
92-93	61-2	642	65	150	.433	20	32	.625	18	50	68	72	61-1	16	31	5	161	2.6

Three-point FG: 11-43 (.256)

BLOUNT, MARK COLLEGE: PITTSBURGH '97 NO: 30 POS: C HT: 7-0 BIRTHDATE: NOVEMBER 30, 1975

Acquired: From Boston with Marcus Banks, Ricky Davis, Justin Reed and two future second-round picks for Wally Szczerbiak, Michael Olowokandi, Dwayne Jones and a future first-round pick on January 26, 2006

Departed: Traded to Miami along with Ricky Davis in exchange for Antoine Walker, Michael Doleac, Wayne Simien, a future first-round pick and cash considerations on October 24, 2007

YEAR	G-GS	MIN	FG	FGA	PCT	FT	FTA	PCT	OR	DR	TOT	A	PF-D	STL	TO	BLK	PTS	AVG
05-06	42-30	1157	179	354	.506	71	95	.747	60	143	203	33	147-3	25	74	40	429	10.2
06-07	82-81	2544	427	839	.509	147	195	.754	136	369	505	67	239-2	43	159	58	1010	12.3
TOTAL	124-111	3701	606	1193	.508	218	290	.752	196	512	708	100	386-5	68	233	98	1439	11.6

Three-point FG: 06-07, 9-31 (.290)

BOOTH, CALVIN COLLEGE: PENN STATE '99 NO: 52 POS: C HT: 6-11 BIRTHDATE: MAY 7, 1976

Acquired: From Philadelphia with Rodney Carney and a future first-round pick for a conditional second-round pick on July 9, 2008

Departed: Traded to Sacramento with Rashad McCants for Bobby Brown and Shelden Williams on February 19, 2009

YEAR	G-GS	MIN	FG	FGA	PCT	FT	FTA	PCT	OR	DR	TOT	A	PF-D	STL	TO	BLK	PTS	AVG
------	------	-----	----	-----	-----	----	-----	-----	----	----	-----	---	------	-----	----	-----	-----	-----



FORMER PLAYER STATS

08-09 1-0 1 0 0 ... 0 0 ... 1 0 1 0 0-0 0 0 0 0 0.0

BRAGG, MARQUES COLLEGE: PROVIDENCE '92 NO: 33 POS: F HT: 6-8 BIRTHDATE: MARCH 24, 1970

Acquired: Signed as a free agent on October 6, 1995
 Departed: Unrestricted free agent on July 11, 1996

YEAR	G-GS	MIN	FG	FGA	PCT	FT	FTA	PCT	OR	DR	TOT	A	PF-D	STL	TO	BLK	PTS	AVG
95-96	53-0	369	54	120	.450	23	41	.561	38	41	79	8	71-0	17	26	8	131	2.5

BRANCH, ADRIAN COLLEGE: MARYLAND '85 NO: 1 POS: G/F HT: 6-7 BIRTHDATE: NOVEMBER 17, 1963

Acquired: Signed as a free agent on October 20, 1989
 Departed: Released on December 23, 1989

YEAR	G-GS	MIN	FG	FGA	PCT	FT	FTA	PCT	OR	DR	TOT	A	PF-D	STL	TO	BLK	PTS	AVG
89-90	11-0	91	25	61	.410	14	22	.636	8	12	20	4	14-0	6	8	0	65	5.9

Three-point FG: 1-1 (1.000)

BRANDON, TERRELL COLLEGE: OREGON '91 NO: 7 POS: G HT: 5-11 BIRTHDATE: MAY 20, 1970

Acquired: From Milwaukee with Brian Evans (from New Jersey) in a three-team trade for Stephon Marbury, Chris Carr, Bill Curley (to New Jersey) and Paul Grant (to Milwaukee) on March 11, 1999
 Departed: Traded to Atlanta with Marc Jackson (to Philadelphia) in a four-team trade for Latrell Sprewell (from New York) on July 23, 2003

YEAR	G-GS	MIN	FG	FGA	PCT	FT	FTA	PCT	OR	DR	TOT	A	PF-D	STL	TO	BLK	PTS	AVG
98-99	21-20	712	127	299	.425	39	47	.837	16	65	81	205	57-0	39	38	7	298	14.2
99-00	71-71	2587	486	1042	.466	187	208	.899	44	194	238	629	158-1	134	184	30	1212	17.1
00-01	78-78	2821	511	1134	.451	195	224	.871	60	238	298	583	138-1	161	155	21	1250	16.0
01-02	32-28	962	155	365	.425	83	84	.988	17	76	93	264	49-1	52	43	6	397	12.4
02-03	Did not play - injured																	
TOTAL	202-197	7082	1279	2840	.457	504	563	.895	137	573	710	1681	402-3	386	420	64	3157	15.6

Three-point FG: 98-99, 5-19 (.263); 00-01, 73-194 (.376); 99-00, 53-132 (.402); 00-01, 33-91 (.363); 01-02, 4-23 (.174); Total: 168-459 (.366)

PLAYOFFS

YEAR	G-GS	MIN	FG	FGA	PCT	FT	FTA	PCT	OR	DR	TOT	A	PF-D	STL	TO	BLK	PTS	AVG
98-99	4-4	161	31	69	.449	12	13	.923	2	28	30	28	11-0	9	14	2	77	19.3
99-00	4-4	162	32	63	.508	10	11	.909	4	19	23	34	11-0	3	8	0	78	19.5
00-01	4-4	153	27	62	.435	3	3	1.000	2	15	17	25	10-0	4	8	2	61	15.3
TOTAL	12-12	476	90	194	.464	25	27	.926	8	62	70	87	32-0	16	30	4	216	18.0

Three-point FG: 98-99, 3-5 (.600); 99-00, 4-11 (.364); 00-01, 4-9 (.444); Total: 11-25 (.440)

BREWER, COREY COLLEGE: FLORIDA '07 NO: 22/13 POS: G/F HT: 6-9 BIRTHDATE: MARCH 5, 1986

Acquired: 2007 NBA Draft (1st round/7th overall); Signed as a free agent on July 12, 2013
 Departed: Traded to New York in a three-team trade with Eddy Curry, Anthony Randolph (both from New York) and a second-round draft pick from Denver on February 22, 2011; Traded to Houston in a three-team trade for Troy Daniels and two second-round picks

YEAR	G-GS	MIN	FG	FGA	PCT	FT	FTA	PCT	OR	DR	TOT	A	PF-D	STL	TO	BLK	PTS	AVG
07-08	79-35	1803	182	486	.374	88	110	.800	82	210	292	111	188-2	76	89	25	459	5.8
08-09	15-8	307	37	90	.411	14	19	.737	18	31	49	25	37-0	15	13	3	93	6.2
09-10	82-82	2482	409	949	.431	166	256	.648	70	209	279	193	224-4	117	164	29	1066	13.0
10-11	56-22	1362	168	437	.384	121	171	.708	45	107	152	77	134-1	89	77	14	483	8.6
13-14	81-81	2609	388	807	.481	163	227	.718	63	144	207	135	210-1	151	105	30	998	12.3
14-15	24-16	680	94	225	.418	55	78	.705	32	62	94	78	62-0	54	50	4	251	10.5
TOTAL	337-244	9243	1278	2994	.427	607	861	.705	310	763	1073	619	855-8	502	498	105	3350	9.9

Three-point FG: 07-08, 7-36 (.194); 08-09, 5-12 (.417); 09-10, 82-237 (.346); 10-11, 26-99 (.263); 13-14, 59-211 (.280); 14-15, 8-41 (.195); Total: 187-636 (.294)



FORMER PLAYER STATS

BREUER, RANDY COLLEGE: MINNESOTA '83 NO: 45 POS: C HT: 7-3 BIRTHDATE: OCTOBER 11, 1960

Acquired: From Milwaukee for Brad Lohaus and a conditional one-time exchange of second-round picks in 1991 or 1992 on January 4, 1990
 Departed: Unrestricted free agent on July 1, 1992

YEAR	G-GS	MIN	FG	FGA	PCT	FT	FTA	PCT	OR	DR	TOT	A	PF-D	STL	TO	BLK	PTS	AVG
89-90	51-47	1325	212	510	.416	94	142	.662	111	179	290	84	133-2	33	68	75	518	10.2
90-91	73-44	1505	197	435	.453	35	79	.443	114	231	345	73	132-1	35	69	80	429	5.9
91-92	67-25	1176	161	344	.468	41	77	.532	98	183	281	89	117-0	27	41	99	363	5.4
TOTAL	191-116	4006	570	1289	.442	170	298	.570	323	593	916	246	382-3	95	178	254	1310	6.9

Three-point FG: 89-90, 0-1 (.000); 91-92, 0-1 (.000); Total: 0-2 (.000)

BROOKS, AARON COLLEGE: OREGON '07 NO: 30 POS: G HT: 6-0 BIRTHDATE: JANUARY 14, 1985

Acquired: Signed as a free agent on September 21, 2017
 Departed: Unrestricted free agent on July 1, 2018

YEAR	G-GS	MIN	FG	FGA	PCT	FT	FTA	PCT	OR	DR	TOT	A	PF-D	STL	TO	BLK	PTS	AVG
17-18	32-1	189	28	69	.406	8	11	.727	7	10	17	20	28-0	6	11	0	75	2.3

Three-point FG: 11-31 (.355)

PLAYOFFS

YEAR	G-GS	MIN	FG	FGA	PCT	FT	FTA	PCT	OR	DR	TOT	A	PF-D	STL	TO	BLK	PTS	AVG
17-18	2-0	3	2	3	.667	0	2	.000	0	0	0	0	0-0	0	0	0	4	2.0

Three-point FG: 0-1 (.000)

BROOKS, SCOTT COLLEGE: UC IRVINE '87 NO: 1 POS: G HT: 5-11 BIRTHDATE: JULY 31, 1965

Acquired: From Philadelphia for a 1990 second-round draft pick on June 26, 1990
 Departed: Traded to Houston for future considerations on September 25, 1992

YEAR	G-GS	MIN	FG	FGA	PCT	FT	FTA	PCT	OR	DR	TOT	A	PF-D	STL	TO	BLK	PTS	AVG
90-91	80-0	980	159	370	.430	61	72	.847	28	44	72	204	122-1	53	51	5	424	5.3
91-92	82-0	1082	167	374	.447	51	63	.810	27	72	99	205	82-0	66	51	7	417	5.1
TOTAL	162-0	2062	326	744	.438	112	135	.830	55	116	171	409	204-1	119	102	12	841	5.2

Three-point FG: 90-91, 45-135 (.333); 91-92, 32-90 (.356); Total: 77-225 (.342)

BROWN, ANTHONY COLLEGE: STANFORD '15 NO: 3 POS: G/F HT: 6-7 BIRTHDATE: OCTOBER 10, 1992

Acquired: Signed as a free agent on August 1, 2017
 Departed: Unrestricted free agent on July 1, 2018

YEAR	G-GS	MIN	FG	FGA	PCT	FT	FTA	PCT	OR	DR	TOT	A	PF-D	STL	TO	BLK	PTS	AVG
17-18	1-0	4	1	1	1.000	0	0	---	0	0	0	1	0-0	0	0	0	3	3.0

Three-point FG: 1-1 (1.000)

BROWN, BOBBY COLLEGE: CAL STATE-FULLERTON '07 NO: 1 POS: G HT: 6-2 BIRTHDATE: SEPTEMBER 24, 1984

Acquired: From Sacramento with Sheldon Williams for Calvin Booth and Rashad McCants on February 19, 2009
 Departed: To New Orleans with Darius Songaila for Antonio Daniels on September 9, 2009

YEAR	G-GS	MIN	FG	FGA	PCT	FT	FTA	PCT	OR	DR	TOT	A	PF-D	STL	TO	BLK	PTS	AVG
08-09	21-1	256	47	113	.416	8	9	.889	6	10	16	30	21-0	6	16	2	116	5.5

Three-point FG: 08-09, 14-36 (.389)



FORMER PLAYER STATS

BROWN, MIKE COLLEGE: GEORGE WASHINGTON '85 NO: 40 POS: C HT: 6-10 BIRTHDATE: JULY 19, 1963

Acquired: From Utah for Felton Spencer on June 30, 1993.
 Departed: Unrestricted free agent on July 1, 1995.

YEAR	G-GS	MIN	FG	FGA	PCT	FT	FTA	PCT	OR	DR	TOT	A	PF-D	STL	TO	BLK	PTS	AVG
93-94	82-40	1921	111	260	.427	77	118	.653	119	328	447	72	218-4	51	75	29	299	3.6
94-95	27-0	213	10	40	.250	15	27	.556	9	36	45	10	35-0	7	16	0	35	1.3
TOTAL	109-40	2134	121	300	.403	89	145	.614	128	364	492	82	253-4	58	91	29	334	3.1

Three-point FG: 93-94, 0-2 (.000); 94-95, 0-1 (.000); Total: 0-3 (.000)

BROWN, MYRON COLLEGE: SLIPPERY ROCK '91 NO: 34 POS: G HT: 6-3 BIRTHDATE: NOVEMBER 3, 1969

Acquired: 1991 NBA Draft (2nd Round/34th overall)
 Departed: Released on December 18, 1991

YEAR	G-GS	MIN	FG	FGA	PCT	FT	FTA	PCT	OR	DR	TOT	A	PF-D	STL	TO	BLK	PTS	AVG
91-92	4-0	23	4	6	.667	0	0	.000	0	3	3	6	2-0	1	4	0	9	2.3

Three-point FG: 1-3 (.333)

BUCKNER, GREG COLLEGE: CLEMSON '98 NO: 7 POS: G HT: 6-4 BIRTHDATE: SEPTEMBER 16, 197

Acquired: From Dallas for Trenton Hassell on September 28, 2007
 Departed: Traded to Memphis with Marko Jaric, Antoine Walker and the draft rights to O.J. Mayo for Brian Cardinal, Jason Collins, Mike Miller and the draft rights to Kevin Love on June 26, 2008

YEAR	G-GS	MIN	FG	FGA	PCT	FT	FTA	PCT	OR	DR	TOT	A	PF-D	STL	TO	BLK	PTS	AVG
07-08	31-4	520	45	117	.385	19	22	.864	10	55	65	39	63-0	21	29	2	124	4.0

Three-point FG: 15-50 (.300)

BUDINGER, CHASE COLLEGE: ARIZONA '09 NO: 10 POS: G/F HT: 6-7 BIRTHDATE: MAY 22, 1988

Acquired: Signed as a free agent on July 12, 2013
 Departed: Traded to Indiana for Damjan Rudez on July 11, 2015

YEAR	G-GS	MIN	FG	FGA	PCT	FT	FTA	PCT	OR	DR	TOT	A	PF-D	STL	TO	BLK	PTS	AVG
12-13	23-1	508	79	191	.414	32	42	.762	15	56	71	25	29-0	14	23	7	216	9.4
13-14	41-8	751	100	254	.394	32	39	.821	19	84	103	31	58-0	19	24	2	274	6.7
14-15	67-4	1286	169	390	.433	67	81	.827	33	165	198	64	72-0	44	49	10	457	6.8
TOTAL	131-13	2545	348	835	.414	131	162	.803	67	305	372	120	159-0	77	96	19	947	7.6

Three-point FG: 12-13, 26-81 (.321); 13-14, 42-120 (.350); 14-15, 52-143 (.364); Total: 120-344 (.349)

BUTLER, JIMMY COLLEGE: MARQUETTE '11 NO: 23 POS: G/F HT: 6-8 BIRTHDATE: SEPTEMBER 14, 1989

Acquired: From Chicago with draft rights to Justin Patton for Zach LaVine, Kris Dunn and draft rights to Lauri Markkanen on June 22, 2017
 Departed: Traded to Philadelphia with Justin Patton for Robert Covington, Dario Saric, Jerryd Bayless and a 2nd round draft pick in 2022 on November 12, 2018

YEAR	G-GS	MIN	FG	FGA	PCT	FT	FTA	PCT	OR	DR	TOT	A	PF-D	STL	TO	BLK	PTS	AVG
17-18	59-59	2164	437	921	.474	363	425	.854	79	235	314	288	78-0	116	108	24	1307	22.2
18-19	10-10	361	74	157	.471	48	61	.787	16	36	52	43	18-0	24	14	10	213	21.3
TOTAL	69-69	2525	511	1078	.474	411	486	.846	95	271	366	331	96-0	140	122	34	1520	22.0

Three-point FG: 17-18, 70-200 (.350); 18-19, 17-45 (.378); Total: 87-245 (.355)

PLAYOFFS YEAR	G-GS	MIN	FG	FGA	PCT	FT	FTA	PCT	OR	DR	TOT	A	PF-D	STL	TO	BLK	PTS	AVG
---------------	------	-----	----	-----	-----	----	-----	-----	----	----	-----	---	------	-----	----	-----	-----	-----



FORMER PLAYER STATS

17-18 5-5 170 28 63 .444 15 18 .833 3 27 30 20 9-0 4 5 1 79 15.8

Three-point FG: 8-17 (.471)

CAMPBELL, TONY COLLEGE: OHIO STATE '84 NO: 19 POS: G HT: 6-7 BIRTHDATE: MAY 7, 1962

Acquired: Signed as a free agent on September 13, 1989
 Departed: Traded to New York for future considerations on September 14, 1992

YEAR	G-GS	MIN	FG	FGA	PCT	FT	FTA	PCT	OR	DR	TOT	A	PF-D	STL	TO	BLK	PTS	AVG
89-90	82-81	3164	723	1581	.457	448	569	.787	209	242	451	213	260-7	111	251	31	1903	23.2
90-91	77-71	2893	652	1502	.434	358	446	.803	161	185	346	214	204-0	121	190	48	1678	21.8
91-92	78-41	2441	527	1137	.464	240	299	.803	141	145	286	229	206-1	84	165	31	1307	16.8
TOTAL	237-193	8498	1902	4220	.451	1046	1314	.796	511	572	1083	656	670-8	316	606	110	4888	20.6

Three-point FG: 89-90, 9-54 (.167); 90-91, 16-61 (.262); 91-92, 13-37 (.351); Total: 38-152 (.250)

CANAAN, ISAIAH COLLEGE: MURRAY STATE '13 NO: 7 POS: G HT: 6-0 BIRTHDATE: MAY 21, 1991

Acquired: Signed to first 10-day contract on January 30, 2019
 Departed: Second 10-day contract expired on February 20, 2019

YEAR	G-GS	MIN	FG	FGA	PCT	FT	FTA	PCT	OR	DR	TOT	A	PF-D	STL	TO	BLK	PTS	AVG
18-19	7-1	95	11	29	.379	4	4	1.000	0	5	5	19	4-0	2	4	1	33	4.7

Three-point FG: 7-19 (.368)

CARDINAL, BRIAN COLLEGE: PURDUE '00 NO: 14 POS: F HT: 6-8 BIRTHDATE: MAY 2, 1977

Acquired: From Memphis with Jason Collins, Mike Miller and the draft rights to Kevin Love for Greg Buckner, Marko Jaric, Antoine Walker and the draft rights to O.J. Mayo on June 26, 2008; Signed as a free agent on March 23, 2010
 Departed: Traded to New York for Darko Milicic on February 17, 2010; Unrestricted free agent on July 1, 2010

YEAR	G-GS	MIN	FG	FGA	PCT	FT	FTA	PCT	OR	DR	TOT	A	PF-D	STL	TO	BLK	PTS	AVG
08-09	64-4	909	65	169	.385	30	35	.857	39	103	142	76	135-0	37	48	13	190	3.0
09-10	29-0	267	14	36	.389	17	18	.944	7	22	29	24	56-1	9	7	3	48	1.7
TOTAL	93-4	1176	79	205	.385	47	53	.887	46	125	171	100	191-1	46	55	16	238	2.6

Three-point FG: 08-09, 30-92 (.326); 09-10, 3-9 (.333); Total: 33-101 (.327)

CARNEY, RODNEY COLLEGE: MEMPHIS '06 NO: 10 POS: F HT: 6-7 BIRTHDATE: APRIL 5, 1984

Acquired: From Philadelphia with Calvin Booth and a future first-round pick for a conditional second-round pick on July 9, 2008
 Departed: Unrestricted free agent on July 1, 2009

YEAR	G-GS	MIN	FG	FGA	PCT	FT	FTA	PCT	OR	DR	TOT	A	PF-D	STL	TO	BLK	PTS	AVG
08-09	67-6	1199	176	423	.416	50	66	.758	36	90	126	26	94-0	45	43	29	481	7.2

Three-point FG: 79-226 (.350)

CARR, CHRIS COLLEGE: SOUTHERN ILLINOIS '95 NO: 43 POS: G HT: 6-6 BIRTHDATE: MARCH 12, 1974

Acquired: Signed as a free agent on July 19, 1996
 Departed: Traded to New Jersey in a three-team trade with Stephon Marbury and Bill Curley and Paul Grant (to Milwaukee) for Terrell Brandon and Brian Evans on March 11, 1999

YEAR	G-GS	MIN	FG	FGA	PCT	FT	FTA	PCT	OR	DR	TOT	A	PF-D	STL	TO	BLK	PTS	AVG
96-97	55-10	830	125	271	.461	56	73	.767	31	82	113	48	93-0	24	40	10	337	6.1
97-98	51-40	1165	190	452	.420	84	99	.848	43	112	155	85	129-1	17	37	11	504	9.9
98-99	11-2	81	9	26	.346	2	4	.500	0	12	12	7	9-0	1	4	1	23	2.1
TOTAL	117-52	2076	324	749	.433	142	176	.807	74	206	280	140	231-1	42	81	22	864	7.4

Three-point FG: 96-97, 31-88 (.352); 97-98, 40-127 (.315); 98-99, 3-9 (.333); Total: 74-224 (.330)



FORMER PLAYER STATS

PLAYOFFS

YEAR	G-GS	MIN	FG	FGA	PCT	FT	FTA	PCT	OR	DR	TOT	A	PF-D	STL	TO	BLK	PTS	AVG
96-97	1-0	8	0	2	.000	0	0	----	0	2	2	1	6-0	2	1	0	0	0.0

CARTER, ANTHONY COLLEGE: HAWAII '98 NO: 7 POS: G HT: 6-2 BIRTHDATE: JUNE 16, 1975

Acquired: Signed as a free agent on October 4, 2004
 Departed: Unrestricted free agent on July 1, 2006

YEAR	G-GS	MIN	FG	FGA	PCT	FT	FTA	PCT	OR	DR	TOT	A	PF-D	STL	TO	BLK	PTS	AVG
04-05	66-12	742	72	177	.407	35	51	.686	12	57	69	161	88-2	35	62	18	181	2.7
05-06	45-8	589	53	137	.387	40	55	.727	9	53	62	101	71-0	24	40	9	150	3.3
TOTAL	111-20	1331	125	314	.398	75	106	.708	21	110	131	262	159-2	59	102	27	331	3.0

Three-point FG: 04-05, 2-17 (.118); 05-06, 4-15 (.267); Total: 6-32 (.188)

CASSELL, SAM COLLEGE: FLORIDA STATE '93 NO: 19 POS: G HT: 6-3 BIRTHDATE: NOVEMBER 18, 1969

Acquired: From Milwaukee with Ervin Johnson for Joe Smith and Anthony Peeler on June 27, 2003
 Departed: Traded to Los Angeles Clippers with a conditional first-round draft pick for Lionel Chalmers and Marko Jaric on August 12, 2005

YEAR	G-GS	MIN	FG	FGA	PCT	FT	FTA	PCT	OR	DR	TOT	A	PF-D	STL	TO	BLK	PTS	AVG
03-04	81-81	2838	620	1270	.488	289	331	.873	44	227	271	592	247-2	102	220	18	1603	19.8
04-05	59-38	1522	319	687	.464	134	155	.865	25	132	157	301	160-2	36	109	14	799	13.5
TOTAL	140-119	4360	939	1957	.480	423	486	.870	69	359	428	893	407-4	138	329	32	2402	17.2

Three-point FG: 03-04, 74-186 (.398); 04-05, 27-103 (.262); Total: 101-289 (.349)

PLAYOFFS

YEAR	G-GS	MIN	FG	FGA	PCT	FT	FTA	PCT	OR	DR	TOT	A	PF-D	STL	TO	BLK	PTS	AVG
03-04	16-15	497	94	202	.465	52	61	.852	3	37	40	70	53-2	12	43	3	265	16.6

Three-point FG: 25-60 (.417)

CASSPI, OMRI FROM: ISRAEL NO: 18 POS: F HT: 6-9 BIRTHDATE: JUNE 22, 1988

Acquired: Signed as a free agent on March 20, 2017
 Departed: Unrestricted free agent on July 1, 2017

YEAR	G-GS	MIN	FG	FGA	PCT	FT	FTA	PCT	OR	DR	TOT	A	PF-D	STL	TO	BLK	PTS	AVG
16-17	13-0	222	19	38	.500	5	8	.625	6	14	20	11	24-0	13	10	2	45	3.5

Three-point FG: 2-10 (.200)

COFFEY, RICHARD COLLEGE: MINNESOTA '90 NO: 33 POS: F HT: 6-6 BIRTHDATE: SEPTEMBER 2, 1965

Acquired: Signed as a free agent on October 7, 1990
 Departed: Released on June 20, 1991

YEAR	G-GS	MIN	FG	FGA	PCT	FT	FTA	PCT	OR	DR	TOT	A	PF-D	STL	TO	BLK	PTS	AVG
90-91	52-1	320	28	75	.373	12	22	.545	42	37	79	3	45-0	6	5	4	68	1.3

Three-point FG: 0-1 (.000)

COLLINS, JASON COLLEGE: STANFORD '01 NO: 34 POS: C HT: 7-0 BIRTHDATE: DECEMBER 2, 1978

Acquired: From Memphis with Brian Cardinal, Mike Miller and the draft rights to Kevin Love for Greg Buckner, Marko Jaric, Antoine Walker and the draft rights to O.J. Mayo on June 26, 2008
 Departed: Unrestricted free agent on July 1, 2009



FORMER PLAYER STATS

YEAR	G-GS	MIN	FG	FGA	PCT	FT	FTA	PCT	OR	DR	TOT	A	PF-D	STL	TO	BLK	PTS	AVG
08-09	31-22	422	22	70	.314	13	28	.464	28	42	70	11	73-0	9	12	13	57	1.8

CONROY, WILL COLLEGE: WASHINGTON '05 NO: 5 POS: G HT: 6-2 BIRTHDATE: DECEMBER 8, 1982

Acquired: Signed as a free agent on September 28, 2012
 Departed: Waived on November 15, 2012

YEAR	G-GS	MIN	FG	FGA	PCT	FT	FTA	PCT	OR	DR	TOT	A	PF-D	STL	TO	BLK	PTS	AVG
12-13	4-0	20	0	9	.000	1	2	.500	1	0	1	0	1-0	0	0	0	0	0.0

CORBIN, TYRONE COLLEGE: DEPAUL '85 NO: 23 POS: F HT: 6-6 BIRTHDATE: DECEMBER 31, 1962

Acquired: Selected in Expansion Draft from Phoenix on June 15, 1989
 Departed: Traded to Utah for Thurl Bailey and a 1992 second-round draft pick on November 25, 1991

YEAR	G-GS	MIN	FG	FGA	PCT	FT	FTA	PCT	OR	DR	TOT	A	PF-D	STL	TO	BLK	PTS	AVG
89-90	82-80	3011	521	1083	.481	161	209	.770	219	385	604	216	288-5	175	143	41	1203	14.7
90-91	82-82	3196	587	1311	.448	296	371	.798	185	404	589	347	257-3	162	209	53	1472	18.0
91-92	11-8	344	57	142	.401	44	53	.830	24	45	69	33	31-0	12	26	6	158	14.4
TOTAL	175-170	6551	1165	2536	.459	501	633	.791	428	834	1262	596	576-8	349	352	100	2833	16.2

Three-point FG: 89-90, 0-11 (.000); 90-91, 2-10 (.200); 91-92, 0-1 (.000); Total: 2-22 (.091)

COVINGTON, ROBERT COLLEGE: TENNESSEE STATE '13 NO: 33 POS: F HT: 6-5 BIRTHDATE: DECEMBER 14, 1990

Acquired: From Portland Philadelphia with ith Jerryd Bayless, Dario Šarić and a 2022 2nd round draft pick in exchange for Jimmy Butler and Justin Patton.
 Departed: Traded to Houston along with Jordan Bell in a 12-player, four-team trade that sent Keita Bates-Diop, Shabazz Napier and Noah Vonleh to Denver for Malik Beasley, Juancho Hernangomez and Jarred Vanderbilt on Feb. 5, 2020

YEAR	G-GS	MIN	FG	FGA	PCT	FT	FTA	PCT	OR	DR	TOT	A	PF-D	STL	TO	BLK	PTS	AVG
18-19	22-22	763	106	245	.433	51	66	.773	21	105	126	32	81-2	50	25	24	318	14.5
19-20	48-47	1411	216	496	.435	75	94	.798	36	251	287	56	148-1	80	73	45	615	12.8
TOTAL	70-69	2174	322	741	.435	126	160	.788	57	356	413	88	229-3	130	98	69	933	13.3

Three-point FG: 18-19, 55-148 (.372); 19-20, 108-312 (.346); Total: 163-460 (.354)

CRABBE, ALLEN COLLEGE: CALIFORNIA '13 NO: 9 POS: F HT: 6-5 BIRTHDATE: APRIL 9, 1992

Acquired: From Atlanta in exchange for Treveon Graham and Jeff Teague on January 16, 2020
 Departed: Waived on February 29, 2020

YEAR	G-GS	MIN	FG	FGA	PCT	FT	FTA	PCT	OR	DR	TOT	A	PF-D	STL	TO	BLK	PTS	AVG
19-20	9-0	131	11	34	.324	1	2	.500	1	11	12	5	11-0	0	5	0	29	3.2

Three-point FG: 6-26 (.231)

CRAWFORD, JAMAL COLLEGE: MICHIGAN '00 NO: 11 POS: G HT: 6-5 BIRTHDATE: MARCH 20, 1980

Acquired: Signed as a free agent on July 19, 2017
 Departed: Unrestricted free agent on July 1, 2018

YEAR	G-GS	MIN	FG	FGA	PCT	FT	FTA	PCT	OR	DR	TOT	A	PF-D	STL	TO	BLK	PTS	AVG
17-18	80-0	1653	308	742	.415	102	113	.903	21	78	99	185	85-0	40	95	9	822	10.3

Three-point FG: 104-314 (.331)

PLAYOFFS	YEAR	G-GS	MIN	FG	FGA	PCT	FT	FTA	PCT	OR	DR	TOT	A	PF-D	STL	TO	BLK	PTS	AVG
	17-18	5-0	123	21	47	.447	10	13	.769	1	12	13	12	6-0	5	5	0	59	11.8



FORMER PLAYER STATS

Three-point FG: 7-17 (.412)

CREEK, MITCH FROM: AUSTRALIA NO: 55 POS: F HT: 6-6 BIRTHDATE: APRIL 27, 1992

Acquired: Signed to 10-day contract on March 30, 2019 and signed for remainder of season on April 9, 2019
 Departed: Unrestricted free agent on July 1, 2019

YEAR	G-GS	MIN	FG	FGA	PCT	FT	FTA	PCT	OR	DR	TOT	A	PF-D	STL	TO	BLK	PTS	AVG
18-19	1-0	12	3	6	.500	0	0	---	1	1	2	1	0-0	1	1	0	6	6.0

Three-point FG: 0-1 (.000)

CURLEY, BILL COLLEGE: BOSTON COLLEGE '94 NO: 15 POS: F HT: 6-9 BIRTHDATE: MAY 29, 1972

Acquired: From Portland with James Robinson and a first-round draft pick in 1997 or 1998 for Isaiah Rider on July 23, 1996; Signed as a free agent on March 17, 1999
 Departed: Traded to New Jersey in a three-team trade with Stephon Marbury and Chris Carr and Paul Grant (to Milwaukee) for Terrell Brandon and Brian Evans from Milwaukee on March 11, 1999; Unrestricted free agent on July 1, 1999

YEAR	G-GS	MIN	FG	FGA	PCT	FT	FTA	PCT	OR	DR	TOT	A	PF-D	STL	TO	BLK	PTS	AVG
96-97	Did not play - injured																	
97-98	11-1	146	16	33	.485	2	3	.667	11	17	28	4	28-1	3	3	1	34	3.1
98-99	35-2	372	29	72	.403	19	22	.864	20	31	51	14	83-1	17	10	19	78	2.2
TOTAL	46-3	518	45	105	.429	21	25	.840	31	48	79	18	111-2	20	13	20	112	2.4

Three-point FG: 97-98, 0-1 (.000); 98-99, 1-5 (.200); Total: 1-6 (.167)

PLAYOFFS

YEAR	G-GS	MIN	FG	FGA	PCT	FT	FTA	PCT	OR	DR	TOT	A	PF-D	STL	TO	BLK	PTS	AVG
97-98	2-0	7	0	0	----	0	0	----	0	0	0	0	0-0	0	0	0	0	0.0

CUNNINGHAM, DANTE COLLEGE: VILLANOVA '09 NO: 33 POS: F HT: 6-8 BIRTHDATE: APRIL 22, 1987

Acquired: From Memphis for Wayne Ellington on July 24, 2012
 Departed: Unrestricted free agent on July 1, 2014

YEAR	G-GS	MIN	FG	FGA	PCT	FT	FTA	PCT	OR	DR	TOT	A	PF-D	STL	TO	BLK	PTS	AVG
12-13	80-9	2010	314	671	.468	67	103	.650	142	266	408	67	153-0	84	56	38	695	8.7
13-14	81-7	1635	236	509	.464	38	67	.567	112	218	330	83	146-0	62	42	58	510	6.3
TOTAL	161-16	3645	550	1180	.466	105	170	.618	254	484	738	150	299-0	146	98	96	1205	7.5

Three-point FG: 12-13, 0-6 (.000); 13-14, 0-5 (.000); Total: 0-11 (.000)

DANIELS, TROY COLLEGE: VCU '13 NO: 30 POS: G HT: 6-4 BIRTHDATE: JULY 15, 1991

Acquired: From Houston in a three-team with two second round picks for Corey Brewer and Ronny Turiaf (to Philadelphia) on December 19, 2014
 Departed: To Charlotte with Mo Williams for Gary Neal and a second-round draft pick on February 10, 2015

YEAR	G-GS	MIN	FG	FGA	PCT	FT	FTA	PCT	OR	DR	TOT	A	PF-D	STL	TO	BLK	PTS	AVG
14-15	19-0	154	19	59	.322	2	2	1.000	6	13	19	13	14-0	3	8	0	53	2.8

Three-point FG: 14-15, 13-39 (.333)

DAVIS, BRIAN COLLEGE: DUKE '92 NO: 23 POS: G/F HT: 6-7 BIRTHDATE: JUNE 21, 1970

Acquired: Signed as a free agent on August 2, 1993
 Departed: Unrestricted free agent on July 1, 1994

YEAR	G-GS	MIN	FG	FGA	PCT	FT	FTA	PCT	OR	DR	TOT	A	PF-D	STL	TO	BLK	PTS	AVG
93-94	68-3	374	40	126	.317	50	68	.735	21	34	55	22	34-0	16	19	4	131	1.9

Three-point FG: 1-3 (.333)



FORMER PLAYER STATS

DAVIS, MARK COLLEGE: TEXAS TECH '95 NO: 7 POS: G/F HT: 6-6 BIRTHDATE: APRIL 26, 1973

Acquired: 1995 NBA Draft (2nd Round/48th overall)
 Departed: Unrestricted free agent on July 11, 1996

YEAR	G-GS	MIN	FG	FGA	PCT	FT	FTA	PCT	OR	DR	TOT	A	PF-D	STL	TO	BLK	PTS	AVG
95-96	57-0	571	55	149	.369	74	116	.638	56	69	125	47	92-1	40	68	22	188	3.3

Three-point FG: 4-13 (.308)

DAVIS, RICKY COLLEGE: IOWA '98 NO: 31 POS: G HT: 6-7 BIRTHDATE: SEPTEMBER 23, 1979

Acquired: From Boston with Marcus Banks, Mark Blount, Justin Reed and two future second-round picks for Wally Szczerbiak, Michael Olowokandi, Dwayne Jones and a future first-round pick on January 26, 2006
 Departed: Traded to Miami along with Mark Blount in exchange for Antoine Walker, Michael Doleac, Wayne Simien, a future first-round pick and cash considerations on October 24, 2007

YEAR	G-GS	MIN	FG	FGA	PCT	FT	FTA	PCT	OR	DR	TOT	A	PF-D	STL	TO	BLK	PTS	AVG
05-06	36-36	1460	255	595	.429	146	181	.807	25	139	164	173	99-1	42	98	8	689	19.1
06-07	81-81	3022	506	1089	.465	239	285	.839	54	261	315	385	189-1	80	210	23	1374	17.0
TOTAL	117-117	4482	761	1684	.447	385	466	.823	79	400	479	558	288-2	122	308	31	2063	18.1

Three-point FG: 05-06, 33-117 (.282); 06-07, 123-310 (.397); Total: 156-427 (.365)

DAY, TODD COLLEGE: ARKANSAS '92 NO: 11 POS: G/F HT: 6-7 BIRTHDATE: JANUARY 7, 1970

Acquired: Signed as a free agent on October 3, 2000
 Departed: Released on February 27, 2001

YEAR	G-GS	MIN	FG	FGA	PCT	FT	FTA	PCT	OR	DR	TOT	A	PF-D	STL	TO	BLK	PTS	AVG
00-01	31-0	345	44	118	.373	18	23	.783	10	27	37	28	52-0	10	24	7	132	4.3

Three-point FG: 26-69 (.377)

DENG, LUOL COLLEGE: DUKE '04 NO: 9 POS: F HT: 6-9 BIRTHDATE: APRIL 16, 1985

Acquired: Signed as free agent on September 10, 2018
 Departed: Unrestricted free agent on July 1, 2019

YEAR	G-GS	MIN	FG	FGA	PCT	FT	FTA	PCT	OR	DR	TOT	A	PF-D	STL	TO	BLK	PTS	AVG
18-19	22-2	392	59	118	.500	25	35	.714	20	53	73	18	24-0	15	14	8	157	7.1

Three-point FG: 14-44 (.318)

DIENG, GORGUI COLLEGE: LOUISVILLE '13 NO: 5 POS: C HT: 6-10 BIRTHDATE: JANUARY 18, 1990

Acquired: Via trade from Utah with Shabazz Muhammad for Trey Burke on June 27, 2013
 Departed: Traded to Memphis as part of a 3-team trade; Jae Crowder, Solomon Hill and Andre Iguodala to the Miami Heat; the Miami Heat traded Dion Waiters and Justise Winslow to the Memphis Grizzlies; and the Miami Heat traded James Johnson to the Timberwolves

YEAR	G-GS	MIN	FG	FGA	PCT	FT	FTA	PCT	OR	DR	TOT	A	PF-D	STL	TO	BLK	PTS	AVG
13-14	60-15	818	113	227	.498	59	93	.634	103	197	300	39	108-0	30	54	50	286	4.8
14-15	73-49	2193	259	512	.506	191	244	.783	223	386	609	146	188-1	71	126	126	710	9.7
15-16	82-39	2220	308	579	.532	205	248	.827	157	428	585	143	219-0	94	140	96	827	10.1
16-17	82-82	2653	332	661	.502	136	167	.814	188	459	647	158	254-2	88	107	95	816	10.0
17-18	79-0	1333	186	388	.479	79	102	.775	106	254	360	71	147-0	45	59	39	470	5.9
18-19	76-2	1031	189	377	.501	88	106	.830	81	230	311	72	134-0	48	57	41	485	6.4
19-20	46-17	778	124	277	.448	47	59	.797	73	183	256	58	89-1	37	44	42	341	7.4
TOTALS	498-204	11026	1511	3021	.500	805	1019	.790	931	2137	3068	687	1139-4	413	587	489	3935	7.9



FORMER PLAYER STATS

Three-point FG: 13-14, 1-1 (1.000); 14-15, 1-6 (.167); 15-16, 6-20 (.300); 16-17, 16-43 (.372); 17-18, 19-61 (.311); 18-19, 19-56 (.359); 19-20, 46-120 (.383); Total: 108-307 (.352)

PLAYOFFS

YEAR	G-GS	MIN	FG	FGA	PCT	FT	FTA	PCT	OR	DR	TOT	A	PF-D	STL	TO	BLK	PTS	AVG
17-18	5-0	70	6	18	.333	3	4	.750	3	15	18	4	6-0	2	1	4	17	3.4

Three-point FG: 17-18, 2-5 (.400)

DOLEAC, MICHAEL COLLEGE: UTAH '98 NO: 51 POS: C HT: 6-11 BIRTHDATE: JUNE 15, 1977

Acquired: From Miami with Antoine Walker, Wayne Simien, a future first-round draft pick and cash considerations for Mark Blount and Ricky Davis on October 24, 2007
 Departed: Unrestricted free agent on July 1, 2008

YEAR	G-GS	MIN	FG	FGA	PCT	FT	FTA	PCT	OR	DR	TOT	A	PF-D	STL	TO	BLK	PTS	AVG
07-08	24-8	257	28	63	.444	1	2	.500	16	33	49	7	44-0	10	12	10	57	2.4

DURHAM, PAT COLLEGE: COLORADO STATE '89 NO: 30 POS: G/F HT: 6-7 BIRTHDATE: MARCH 10, 1967

Acquired: Signed as a free agent on November 24, 1994
 Departed: Unrestricted free agent on July 1, 1995

YEAR	G-GS	MIN	FG	FGA	PCT	FT	FTA	PCT	OR	DR	TOT	A	PF-D	STL	TO	BLK	PTS	AVG
94-95	59-2	852	117	237	.494	63	96	.656	37	57	94	53	114-0	36	45	32	302	5.3

Three-point FG: 5-26 (.192)

DUPREE, RONALD COLLEGE: LOUISIANA STATE '03 NO: 12 POS: F HT: 6-7 BIRTHDATE: JANUARY 26, 1981

Acquired: From Detroit for a future second-round pick on October 31, 2005
 Departed: Unrestricted free agent on July 1, 2006

YEAR	G-GS	MIN	FG	FGA	PCT	FT	FTA	PCT	OR	DR	TOT	A	PF-D	STL	TO	BLK	PTS	AVG
05-06	36-0	265	33	63	.524	14	41	.341	21	28	49	14	44-1	12	14	0	80	2.2

Three-point FG: 0-1 (.000)

DUNN, KRIS COLLEGE: PROVIDENCE COLLEGE '16 NO: 3 POS: G HT: 6-4 BIRTHDATE: MARCH 18, 1994

Acquired: 2016 NBA Draft (1st round/5th overall)
 Departed: Traded to Chicago along with Zach LaVine and the draft rights to Lauri Markkanen in exchange for Jimmy Butler and the draft rights to Justin Patton on June 22, 2017

YEAR	G-GS	MIN	FG	FGA	PCT	FT	FTA	PCT	OR	DR	TOT	A	PF-D	STL	TO	BLK	PTS	AVG
16-17	78-7	1333	118	313	.377	36	59	.610	24	142	166	188	178-2	78	89	36	293	3.8

Three-point FG: 21-73 (.288)

EBI, NDUDI HIGH SCHOOL: WESTBURY CHRISTIAN 'XX NO: 44 POS: F HT: 6-9 BIRTHDATE: JUNE 18, 1984

Acquired: 2003 NBA Draft (1st Round/26th overall)
 Departed: Released on October 31, 2005

YEAR	G-GS	MIN	FG	FGA	PCT	FT	FTA	PCT	OR	DR	TOT	A	PF-D	STL	TO	BLK	PTS	AVG
03-04	17-0	32	6	14	.429	1	4	.250	2	1	3	3	6-0	0	3	4	13	0.8
04-05	2-0	54	11	21	.524	5	9	.556	6	10	16	1	7-0	1	3	1	27	13.5
TOTAL	19-0	86	17	35	.486	6	13	.462	8	11	19	4	13-0	1	6	5	40	2.1



FORMER PLAYER STATS

Three-point FG: 04-05, 0-1 (.000); Total: 0-1 (.000)

ELSLEY, HOWARD COLLEGE: BOSTON COLLEGE '94 NO: 10 POS: G HT: 6-3 BIRTHDATE: DECEMBER 4, 1972

Acquired: 1994 NBA Draft (2nd Round/30th overall)
Departed: Released on February 13, 1995

YEAR	G-GS	MIN	FG	FGA	PCT	FT	FTA	PCT	OR	DR	TOT	A	PF-D	STL	TO	BLK	PTS	AVG
94-95	34-4	496	37	105	.352	31	40	.775	10	32	42	77	78-0	18	42	5	113	3.3

Three-point FG: 8-32 (.250)

ELLINGTON, WAYNE COLLEGE: NORTH CAROLINA '09 NO: 22 POS: G HT: 6-4 BIRTHDATE: NOVEMBER 29, 1987

Acquired: 2009 NBA Draft (1st Round/28th overall)
Departed: Traded to the Memphis Grizzlies on July 24, 2012 in exchange for Dante Cunningham

YEAR	G-GS	MIN	FG	FGA	PCT	FT	FTA	PCT	OR	DR	TOT	A	PF-D	STL	TO	BLK	PTS	AVG
09-10	76-1	1384	190	448	.424	61	70	.871	33	126	159	74	72-1	20	74	5	505	6.6
10-11	62-8	1181	160	397	.403	42	53	.792	26	82	108	72	85-1	28	53	3	410	6.6
11-12	51-4	973	122	302	.404	32	40	.800	14	85	99	33	56-0	26	26	10	311	6.1
TOTAL	189-13	3538	472	1147	.412	135	163	.828	73	293	366	179	213-2	74	153	18	1226	6.5

Three-point FG: 09-10, 64-162 (.395); 10-11, 48-121 (.397); 11-12, 35-108 (.324); Total: 147-391 (.376)

ELLIS, LAPHONSO COLLEGE: NOTRE DAME '92 NO: 3 POS: F HT: 6-8 BIRTHDATE: MAY 5, 1970

Acquired: Signed as a free agent on October 4, 2000
Departed: Unrestricted free agent on July 1, 2001

YEAR	G-GS	MIN	FG	FGA	PCT	FT	FTA	PCT	OR	DR	TOT	A	PF-D	STL	TO	BLK	PTS	AVG
00-01	82-5	1948	298	642	.464	169	214	.790	199	295	494	93	290-7	67	108	74	772	9.4

Three-point FG: 7-22 (.318)

PLAYOFFS	G-GS	MIN	FG	FGA	PCT	FT	FTA	PCT	OR	DR	TOT	A	PF-D	STL	TO	BLK	PTS	AVG
00-01	4-0	77	9	23	.391	6	8	.750	7	7	14	0	13-0	1	5	3	24	6.0

Three-point FG: 0-1 (.000)

EVANS, BRIAN COLLEGE: INDIANA '92 NO: 11 POS: F HT: 6-8 BIRTHDATE: SEPTEMBER 13, 1973

Acquired: From New Jersey with Terrell Brandon (from Milwaukee) in a three-team trade for Stephon Marbury, Chris Carr, Bill Curley (to New Jersey) and Paul Grant (to Milwaukee) on March 11, 1999
Departed: Released on March 26, 1999

YEAR	G-GS	MIN	FG	FGA	PCT	FT	FTA	PCT	OR	DR	TOT	A	PF-D	STL	TO	BLK	PTS	AVG
98-99	5-0	24	2	10	.200	0	0	---	2	0	2	1	1-0	2	0	0	4	0.8

Three-point FG: 0-1 (.000)

EVANS III, JACOB COLLEGE: CINCINNATI '18 NO: 12 POS: G HT: 6-4 BIRTHDATE: JUNE 18, 1997

Acquired: From Golden State with D'Angelo Russell and Omari Spellman for Andrew Wiggins on February 6, 2020
Departed: Traded to New York with Omari Spellman on November 24, 2020

YEAR	G-GS	MIN	FG	FGA	PCT	FT	FTA	PCT	OR	DR	TOT	A	PF-D	STL	TO	BLK	PTS	AVG
18-19	2-0	4	0	1	.000	0	0	.000	0	0	0	0	0-0	0	0	0	0	0.0

Three-point FG: 0-1 (.000)



FORMER PLAYER STATS

EVANS, MAURICE COLLEGE: TEXAS '01 NO: 1 POS: G HT: 6-5 BIRTHDATE: NOVEMBER 8, 1978

Acquired: Signed as a free agent on July 23, 2001
 Departed: Released on October 24, 2002

YEAR	G-GS	MIN	FG	FGA	PCT	FT	FTA	PCT	OR	DR	TOT	A	PF-D	STL	TO	BLK	PTS	AVG
01-02	10-0	45	9	19	.474	3	4	.750	3	1	4	4	9-0	0	2	0	21	2.1

Three-point FG: 0-3 (.000)

FLYNN, JONNY COLLEGE: SYRACUSE '09 NO: 10 POS: G HT: 6-0 BIRTHDATE: FEBRUARY 6, 1989

Acquired: 2009 NBA Draft (1st Round/6th overall)
 Departed: Traded to Houston with the draft rights to Donatas Motiejunas and a future second-round pick for Brad Miller, the draft rights to Nikola Mirotic and Chandler Parsons and a future first-round pick on June 24, 2011

YEAR	G-GS	MIN	FG	FGA	PCT	FT	FTA	PCT	OR	DR	TOT	A	PF-D	STL	TO	BLK	PTS	AVG
09-10	81-81	2339	397	952	.417	223	270	.826	24	167	191	356	98-0	82	233	2	1094	13.5
10-11	53-8	983	108	296	.365	32	42	.762	12	65	77	182	58-0	34	113	3	279	5.3
TOTAL	134-89	3322	505	1248	.405	255	312	.817	36	232	268	538	156-0	116	346	5	1373	10.2

Three-point FG: 09-10, 77-215 (.346), 10-11, 31-100 (.310); Total: 108-315 (.343)

FOSTER, GREG COLLEGE: TEXAS-EL PASO '90 NO: 44 POS: F HT: 6-11 BIRTHDATE: OCTOBER 3, 1968

Acquired: Signed as a free agent on December 16, 1994
 Departed: Unrestricted free agent on July 1, 1995

YEAR	G-GS	MIN	FG	FGA	PCT	FT	FTA	PCT	OR	DR	TOT	A	PF-D	STL	TO	BLK	PTS	AVG
94-95	61-0	845	109	232	.470	56	80	.700	67	138	205	23	129-0	13	54	20	281	4.6

Three-point FG: 7-23 (.304)

FOYE, RANDY COLLEGE: VILLANOVA '06 NO: 4 POS: G HT: 6-4 BIRTHDATE: SEPTEMBER 24, 1983

Acquired: From Portland in exchange for the draft rights to Brandon Roy on June 28, 2006
 Departed: Traded to Washington with Mike Miller for Oleksiy Pecherov, Darius Songaila and Etan Thomas on June 24, 2009

YEAR	G-GS	MIN	FG	FGA	PCT	FT	FTA	PCT	OR	DR	TOT	A	PF-D	STL	TO	BLK	PTS	AVG
06-07	82-12	1879	300	691	.434	164	192	.854	49	169	218	232	184-1	53	152	21	832	10.1
07-08	39-31	1259	198	462	.429	53	65	.815	13	115	128	164	102-1	36	79	3	510	13.1
08-09	70-61	2494	399	981	.407	230	272	.846	34	180	214	303	201-3	72	150	26	1139	16.3
TOTAL	191-104	5632	897	2134	.420	447	529	.845	96	464	560	699	487-5	161	381	50	2481	13.0

Three-point FG: 06-07, 68-185 (.368); 07-08, 61-148 (.412); 08-09, 111-308 (.360); Total: 240-641 (.374)

FRAHM, RICHIE COLLEGE: GONZAGA '00 NO: 24 POS: G HT: 6-3 BIRTHDATE: AUGUST 14, 1977

Acquired: Signed as a free agent on September 25, 2005
 Departed: Released on March 16, 2006

YEAR	G-GS	MIN	FG	FGA	PCT	FT	FTA	PCT	OR	DR	TOT	A	PF-D	STL	TO	BLK	PTS	AVG
05-06	25-0	225	24	65	.369	3	5	.600	3	20	23	15	22-0	3	4	2	66	2.6

Three-point FG: 15-48 (.313)

FRANK, TELLIS COLLEGE: WESTERN KENTUCKY '87 NO: 32/30 POS: F HT: 6-10 BIRTHDATE: APRIL 26, 1965



FORMER PLAYER STATS

Acquired: Signed as a free agent on October 4, 1991; Signed as a free agent on August 30, 1993
 Departed: Released on November 29, 1991; Unrestricted free agent on July 1, 1994

YEAR	G-GS	MIN	FG	FGA	PCT	FT	FTA	PCT	OR	DR	TOT	A	PF-D	STL	TO	BLK	PTS	AVG
91-92	10-0	140	18	33	.545	10	15	.667	8	18	26	8	24-0	5	5	4	46	4.6
93-94	67-11	959	67	133	.419	54	76	.711	83	157	240	57	163-1	35	49	35	188	2.8
TOTAL	77-11	1099	85	200	.425	64	91	.703	91	175	266	65	187-1	40	54	39	234	3.0

Three-point FG: 93-94, 0-2 (.000)

GAINES, SUNDIATA COLLEGE: GEORGIA '08 NO: 1 POS: G HT: 6-1 BIRTHDATE: APRIL 18, 1986

Acquired: Signed as a free agent on November 12, 2010
 Departed: Waived on January 4, 2011

YEAR	G-GS	MIN	FG	FGA	PCT	FT	FTA	PCT	OR	DR	TOT	A	PF-D	STL	TO	BLK	PTS	AVG
10-11	8-0	65	7	22	.318	5	10	.500	1	5	6	6	4-0	3	6	0	21	2.6

Three-point FG: 2-6 (.333)

GARNETT, KEVIN HIGH SCHOOL: FARRAGUT ACADEMY '95 NO: 21 POS: F HT: 6-11 BIRTHDATE: MAY 19, 1976

Acquired: 1995 NBA Draft (1st Round/5th overall); From Brooklyn for Thaddeus Young on February 19, 2015
 Departed: Traded to Boston for Al Jefferson, Ryan Gomes, Gerald Green, Theo Ratliff, Sebastian Telfair and two first round picks in the 2009 NBA Draft on July 31, 2007; Announced his retirement on September 23, 2016

YEAR	G-GS	MIN	FG	FGA	PCT	FT	FTA	PCT	OR	DR	TOT	A	PF-D	STL	TO	BLK	PTS	AVG
95-96	80-43	2293	361	735	.491	105	149	.705	175	326	501	145	189-2	86	110	131	835	10.4
96-97	77-77	2995	549	1100	.499	205	272	.754	190	428	618	236	199-2	105	175	163	1309	17.0
97-98	82-82	3222	635	1293	.491	245	332	.738	222	564	786	348	224-1	139	192	150	1518	18.5
98-99	47-47	1780	414	900	.460	145	206	.704	166	323	489	202	152-5	78	135	83	977	20.8
99-00	81-81	3243	759	1526	.497	309	404	.765	223	733	956	401	205-1	120	268	126	1857	22.9
00-01	81-81	3202	704	1475	.477	357	467	.764	219	702	921	401	204-0	111	230	145	1784	22.0
01-02	81-81	3175	659	1401	.470	359	448	.801	243	738	981	422	184-0	96	229	126	1714	21.2
02-03	82-82	3321	743	1481	.502	377	502	.751	244	858	1102	495	199-0	113	229	129	1883	23.0
03-04	82-82	3231	804	1611	.499	368	465	.791	245	894	1139	409	202-1	120	212	178	1987	24.2
04-05	82-82	3121	683	1360	.502	445	549	.811	247	861	1108	466	207-0	121	222	112	1817	22.2
05-06	76-76	2957	626	1191	.526	396	489	.810	214	752	966	308	206-3	104	180	107	1656	21.8
06-07	76-76	2995	638	1341	.476	416	498	.835	183	792	975	313	184-2	89	205	126	1704	22.4
14-15	5-5	98	18	31	.581	2	4	.500	2	24	26	8	13-0	5	1	4	38	7.6
15-16	38-38	556	54	115	.470	14	21	.667	15	135	150	62	70-0	28	16	10	122	3.2
TOTALS	970-933	36189	7647	15560	.491	3743	4806	.779	2588	8130	10718	4216	3561-17	1315	2404	1590	19201	19.8

Three-point FG: 95-96, 8-28 (.286); 96-97, 6-21 (.286); 97-98, 3-16 (.188); 98-99, 4-14 (.286); 99-00, 30-81 (.370); 00-01, 19-66 (.288); 01-02, 37-116 (.319); 02-03, 20-71 (.282); 03-04, 11-43 (.256); 04-05, 6-25 (.240); 05-06, 8-30 (.267); 06-07, 12-56 (.214); 14-15, 0-1 (.000); 15-16, 0-1 (.000); Total: 164-569 (.288)

PLAYOFFS

YEAR	G-GS	MIN	FG	FGA	PCT	FT	FTA	PCT	OR	DR	TOT	A	PF-D	STL	TO	BLK	PTS	AVG
96-97	3-3	125	24	51	.471	3	3	1.000	14	14	28	11	6-0	4	4	3	52	17.3
97-98	5-5	194	36	75	.480	7	9	.778	17	31	48	20	17-0	4	22	12	79	15.8
98-99	4-4	170	35	79	.443	17	23	.739	16	32	48	15	10-0	7	13	8	87	21.8
99-00	4-4	171	30	78	.385	13	16	.813	13	30	43	15	12-0	5	11	3	75	18.8
00-01	4-4	165	27	58	.466	30	36	.833	10	38	48	17	13-0	4	6	6	84	21.0
01-02	3-3	130	24	56	.429	23	32	.719	16	40	56	15	11-0	5	12	5	72	24.0
02-03	6-6	265	71	138	.514	17	28	.607	11	83	94	31	23-1	10	18	10	162	27.0
03-04	18-18	783	168	372	.452	97	125	.776	39	224	263	92	57-2	24	75	41	438	24.3
TOTAL	47-47	2003	415	907	.458	207	272	.761	136	492	628	236	149-3	63	161	88	1049	22.3

Three-point FG: 96-97, 1-1 (1.000); 97-98, 0-0; 98-99, 0-2 (.000); 99-00, 2-3 (.667); 00-01, 0-3 (.000); 01-02, 1-2 (.500); 02-03, 3-9 (.333); 03-04, 5-16 (.313); Total: 12-36 (.333)

GARLAND, WINSTON COLLEGE: SW MISSOURI STATE '87 NO: 22 POS: G HT: 6-3 BIRTHDATE: DECEMBER 19, 1964



FORMER PLAYER STATS

Acquired: Signed as a free agent on November 11, 1994
 Departed: Unrestricted free agent on July 1, 1995

YEAR	G-GS	MIN	FG	FGA	PCT	FT	FTA	PCT	OR	DR	TOT	A	PF-D	STL	TO	BLK	PTS	AVG
94-95	73-58	1931	170	410	.415	89	112	.795	48	120	168	318	184-1	71	105	13	448	6.1

Three-point FG: 19-75 (.253)

GARRETT, DEAN COLLEGE: INDIANA '88 NO: 22 POS: C HT: 6-11 BIRTHDATE: NOVEMBER 27, 1966

Acquired: From Denver with Bobby Jackson in a three-team trade that also included Toronto; Sent Micheal Williams, the rights to Zeljko Rebraca, and a future first round pick to the Raptors on January 21, 1999
 Departed: Traded to Golden State with a second-round pick in the 2007 NBA Draft for Marc Jackson on February 21, 2002

YEAR	G-GS	MIN	FG	FGA	PCT	FT	FTA	PCT	OR	DR	TOT	A	PF-D	STL	TO	BLK	PTS	AVG
96-97	68-47	1665	223	389	.573	96	138	.696	149	346	495	38	158-1	40	34	95	542	8.0
98-99	49-37	1054	116	231	.502	38	51	.745	99	158	257	28	113-0	30	29	45	270	5.5
99-00	56-23	604	48	108	.444	18	26	.692	41	99	140	19	94-1	8	21	40	114	2.0
00-01	70-21	831	75	156	.481	27	39	.692	65	152	217	24	93-0	26	25	49	177	2.5
01-02	29-0	152	14	40	.350	0	3	.000	13	34	47	4	26-0	5	7	9	28	1.0
TOTAL	272-128	4306	476	924	.515	179	257	.696	367	789	1156	113	484-2	109	116	238	1131	4.2

PLAYOFFS

YEAR	G-GS	MIN	FG	FGA	PCT	FT	FTA	PCT	OR	DR	TOT	A	PF-D	STL	TO	BLK	PTS	AVG
96-97	3-3	118	15	29	.517	8	10	.800	19	16	35	4	11-0	2	1	3	38	12.7
98-99	4-3	92	10	18	.556	2	5	.400	9	7	16	5	16-1	2	2	3	22	5.5
99-00	3-0	16	1	2	.500	1	2	.500	1	1	2	0	2-0	0	0	1	3	1.0
00-01	3-2	41	4	12	.333	5	6	.833	2	7	9	0	6-0	1	0	1	13	4.3
TOTAL	13-8	267	30	61	.492	16	23	.696	31	31	62	9	35-1	5	3	8	76	5.8

GARRICK, TOM COLLEGE: RHODE ISLAND '88 NO: 22 POS: G HT: 6-2 BIRTHDATE: JULY 7, 1966

Acquired: Signed as a free agent on December 16, 1991
 Departed: Released on March 6, 1992

YEAR	G-GS	MIN	FG	FGA	PCT	FT	FTA	PCT	OR	DR	TOT	A	PF-D	STL	TO	BLK	PTS	AVG
91-92	15-0	112	11	33	.333	6	8	.750	2	7	9	18	14-0	7	10	3	29	1.9

Three-point FG: 1-2 (.500)

GELABALE, MICKAEAL FROM: FRANCE NO: 15 POS: F HT: 6-7 BIRTHDATE: MAY 22, 1983

Acquired: Signed as a free agent on January 19, 2013
 Departed: Waived on July 7, 2013

YEAR	G-GS	MIN	FG	FGA	PCT	FT	FTA	PCT	OR	DR	TOT	A	PF-D	STL	TO	BLK	PTS	AVG
12-13	36-13	644	72	139	.518	21	24	.875	32	67	99	26	47	16	16	4	181	5.0

Three-point FG: 16-52 (.308)

GEORGES-HUNT, MARCUS COLLEGE: GEORGIA TECH '16 NO: 13 POS: G/F HT: 6-5 BIRTHDATE: MARCH 28, 1994

Acquired: Signed as a free agent on August 11, 2017
 Departed: Unrestricted free agent on July 7, 2018

YEAR	G-GS	MIN	FG	FGA	PCT	FT	FTA	PCT	OR	DR	TOT	A	PF-D	STL	TO	BLK	PTS	AVG
17-18	42-0	224	21	48	.438	13	21	.619	7	9	16	7	32-1	6	3	0	59	9.5

Three-point FG: 4-15 (.267)



FORMER PLAYER STATS

PLAYOFFS YEAR	G-GS	MIN	FG	FGA	PCT	FT	FTA	PCT	OR	DR	TOT	A	PF-D	STL	TO	BLK	PTS	AVG
17-18	2-0	3	0	1	.000	0	0	---	1	0	1	0	0-0	0	0	0	0	0.0

GIBSON, TAJ COLLEGE: USC '09 NO: 67 POS: F HT: 6-9 BIRTHDATE: JUNE 24, 1985

Acquired: Signed as a free agent on July 10, 2017
 Departed: Unrestricted free agent on July 1, 2019

YEAR	G-GS	MIN	FG	FGA	PCT	FT	FTA	PCT	OR	DR	TOT	A	PF-D	STL	TO	BLK	PTS	AVG
17-18	82-82	2726	425	737	.577	142	185	.768	194	390	584	99	218-6	62	89	59	999	12.2
18-19	70-57	1687	304	537	.566	134	177	.757	172	286	458	84	186-2	53	73	39	753	10.8
TOTAL	152-139	4412	729	1274	.572	276	362	.762	366	676	1042	183	404-8	115	162	98	1752	11.5

Three-point FG: 17-18, 7-35 (.200); 18-19, 11-34 (.324); Total: 18-69 (.261)

PLAYOFFS YEAR	G-GS	MIN	FG	FGA	PCT	FT	FTA	PCT	OR	DR	TOT	A	PF-D	STL	TO	BLK	PTS	AVG
17-18	5-5	123	14	22	.636	3	3	1.000	7	13	20	2	8-0	1	4	2	31	6.2

GILL, KENDALL COLLEGE: ILLINOIS '90 NO: 9 POS: F/G HT: 6-5 BIRTHDATE: MAY 25, 1968

Acquired: Signed as a free agent on September 25, 2002
 Departed: Unrestricted free agent on July 1, 2003

YEAR	G-GS	MIN	FG	FGA	PCT	FT	FTA	PCT	OR	DR	TOT	A	PF-D	STL	TO	BLK	PTS	AVG
02-03	82-34	2068	286	677	.422	123	161	.764	51	197	248	156	176-2	78	108	15	714	8.7

Three-point FG: 19-59 (.322)

PLAYOFFS YEAR	G-GS	MIN	FG	FGA	PCT	FT	FTA	PCT	OR	DR	TOT	A	PF-D	STL	TO	BLK	PTS	AVG
02-03	6-0	118	10	27	.370	9	14	.643	6	7	13	7	12-1	4	4	1	31	5.2

Three-point FG: 2-4 (.500)

GLASS, GERALD COLLEGE: MISSISSIPPI '90 NO: 22/4 POS: G/F HT: 6-6 BIRTHDATE: NOVEMBER 12, 1967

Acquired: 1990 NBA Draft (1st Round/20th overall)
 Departed: Traded to Detroit with Mark Randall for Lance Blanks, Brad Sellers and a future second-round draft pick on November 15, 1992

YEAR	G-GS	MIN	FG	FGA	PCT	FT	FTA	PCT	OR	DR	TOT	A	PF-D	STL	TO	BLK	PTS	AVG
90-91	51-3	606	149	340	.438	52	76	.684	54	48	102	42	76-2	28	41	9	352	6.9
91-92	75-41	1822	383	871	.440	77	125	.616	107	153	260	175	171-0	66	103	30	859	11.5
92-93	4-0	71	8	27	.296	4	6	.667	1	2	3	9	6-0	3	5	0	20	5.0
TOTAL	130-44	2499	540	1238	.436	133	207	.643	162	203	365	226	253-2	97	149	39	1231	9.5

Three-point FG: 90-91, 2-17 (.118); 91-92, 16-54 (.296); 92-93, 0-2 (.000); Total: 18-73 (.247)

GODFREAD, DAN COLLEGE: EVANSVILLE '90 NO: 52 POS: F HT: 6-10 BIRTHDATE: JUNE 14, 1967

Acquired: Signed as a free agent on December 29, 1990
 Departed: Released on October 28, 1991

YEAR	G-GS	MIN	FG	FGA	PCT	FT	FTA	PCT	OR	DR	TOT	A	PF-D	STL	TO	BLK	PTS	AVG
90-91	10-0	20	5	12	.417	3	4	.750	0	2	2	0	5-0	1	0	4	13	1.3

Three-point FG: 0-1 (.000)



FORMER PLAYER STATS

GOLDWIRE, ANTHONY COLLEGE: HOUSTON '94 NO: 5 POS: G HT: 6-1 BIRTHDATE: SEPTEMBER 6, 1971

Acquired: Signed as a free agent on January 7, 2004
 Departed: Waived on January 26, 2004

YEAR	G-GS	MIN	FG	FGA	PCT	FT	FTA	PCT	OR	DR	TOT	A	PF-D	STL	TO	BLK	PTS	AVG
03-04	5-0	66	5	14	.357	1	1	1.000	1	5	6	10	5-0	3	2	0	13	2.6

Three-point FG: 2-6 (.333)

GOMES, RYAN COLLEGE: PROVIDENCE '05 NO: 8 POS: F HT: 6-7 BIRTHDATE: SEPTEMBER 1, 1982

Acquired: From Boston with Gerald Green, Al Jefferson, Theo Ratliff, Sebastian Telfair and two future first-round picks for Kevin Garnett on July 31, 2007
 Departed: Traded to Portland with the draft rights to Luke Babbitt for Martell Webster on June 24, 2010

YEAR	G-GS	MIN	FG	FGA	PCT	FT	FTA	PCT	OR	DR	TOT	A	PF-D	STL	TO	BLK	PTS	AVG
07-08	82-74	2434	392	857	.457	190	229	.830	133	342	475	145	154-0	65	96	10	1033	12.6
08-09	82-76	2614	420	974	.431	146	181	.807	106	286	392	135	183-1	63	128	22	1092	13.3
09-10	76-64	2210	327	732	.447	104	126	.825	76	272	348	124	155-0	62	95	16	832	10.9
TOTAL	240-214	7258	1139	2563	.444	440	536	.821	315	900	1215	404	492-1	190	319	48	2957	12.3

Three-point FG: 07-08, 59-179 (.330); 08-09, 106-285 (.372); 09-10, 74-199 (.372); Total: 239-663, (.360)

GRAHAM, TREVEON COLLEGE: VCU '15 NO: 12 POS: G HT: 6-5 BIRTHDATE: OCTOBER 28, 1993

Acquired: From Golden State with Shabazz Napier and cash for Lior Eliyahu on July 8, 2019
 Departed: Traded to Atlanta with Jeff Teague for Allen Crabbe on January 16, 2020

YEAR	G-GS	MIN	FG	FGA	PCT	FT	FTA	PCT	OR	DR	TOT	A	PF-D	STL	TO	BLK	PTS	AVG
19-20	33-20	663	62	175	.354	27	37	.730	29	71	100	30	66-1	17	19	2	171	5.2

Three-point FG: 19-20, 20-83 (.241)

GRANT, PAUL COLLEGE: WISCONSIN '97 NO: 40 POS: C HT: 7-0 BIRTHDATE: JANUARY 6, 1974

Acquired: 1997 NBA Draft (1st Round/20th overall)
 Departed: Traded to Milwaukee in a three-team trade with Stephon Marbury, Chris Carr and Bill Curley (to New Jersey) for Terrell Brandon and Brian Evans on March 11, 1999

YEAR	G-GS	MIN	FG	FGA	PCT	FT	FTA	PCT	OR	DR	TOT	A	PF-D	STL	TO	BLK	PTS	AVG
98-99	4-0	8	1	4	.250	0	0	---	1	0	1	0	4-0	0	1	0	2	0.5

GREEN, GERALD HIGH SCHOOL: GULF SHORES ACADEMY '05 NO: 15 POS: F HT: 6-8 BIRTHDATE: JANUARY 26, 1986

Acquired: From Boston with Al Jefferson, Ryan Gomes, Theo Ratliff, Sebastian Telfair and two future first-round picks for Kevin Garnett on July 31, 2007
 Departed: Traded to Houston for Kirk Snyder, a future second-round pick and cash considerations on February 21, 2008

YEAR	G-GS	MIN	FG	FGA	PCT	FT	FTA	PCT	OR	DR	TOT	A	PF-D	STL	TO	BLK	PTS	AVG
07-08	29-0	358	49	148	.331	34	41	.829	11	51	62	29	43-0	8	32	4	147	5.1

Three-point FG: 15-39 (.385)

GRIFFIN, EDDIE COLLEGE: SETON HALL '01 NO: 41 POS: F HT: 6-10 BIRTHDATE: MAY 30, 1982

Acquired: Signed as a free agent on October 5, 2004
 Departed: Released on March 13, 2007

YEAR	G-GS	MIN	FG	FGA	PCT	FT	FTA	PCT	OR	DR	TOT	A	PF-D	STL	TO	BLK	PTS	AVG
04-05	70-0	1492	202	522	.387	56	78	.718	128	325	453	53	120-1	23	55	118	527	7.5
05-06	70-27	1359	130	370	.351	44	74	.595	107	282	389	40	125-0	13	43	148	320	4.6



FORMER PLAYER STATS

06-07	13-0	92	7	27	.259	4	5	.800	7	18	25	4	8-0	0	6	7	18	1.4
TOTAL	153-27	2943	339	919	.369	104	157	.662	242	625	867	97	253-1	36	104	273	865	5.7

Three-point FG: 04-05, 67-204 (.328); 05-06, 16-82 (.195); 06-07, 0-1 (.000); Total: 83-287 (.289)

GUGLIOTTA, TOM COLLEGE: NORTH CAROLINA STATE '92 NO: 24 POS: F HT: 6-10 BIRTHDATE: DECEMBER 19, 1969

Acquired: From Golden State for Donyell Marshall on February 18, 1995
 Departed: Unrestricted free agent on July 1, 1998

YEAR	G-GS	MIN	FG	FGA	PCT	FT	FTA	PCT	OR	DR	TOT	A	PF-D	STL	TO	BLK	PTS	AVG
94-95	31-17	1018	162	357	.454	93	122	.762	49	173	222	139	86-0	61	81	28	445	14.4
95-96	78-78	2835	473	1004	.471	289	374	.773	176	514	690	238	265-1	139	234	96	1261	16.2
96-97	81-81	3131	592	1339	.442	464	566	.820	187	515	702	335	237-3	130	293	89	1672	20.6
97-98	41-41	1582	319	635	.502	183	223	.821	106	250	356	167	102-0	61	109	22	823	20.1
TOTAL	231-217	8566	1546	3335	.464	1029	1285	.801	518	1452	1970	879	690-4	391	717	235	4201	18.2

Three-point FG: 94-95, 28-88 (.318); 95-96, 26-86 (.302); 96-97, 24-93 (.258); 97-98, 2-17 (.118); Total: 80-284 (.282)

PLAYOFFS

YEAR	G-GS	MIN	FG	FGA	PCT	FT	FTA	PCT	OR	DR	TOT	A	PF-D	STL	TO	BLK	PTS	AVG
96-97	3-3	121	23	52	.442	6	10	.600	2	14	16	13	13-0	7	6	2	55	18.3

Three-point FG: 3-4 (.750)

GUIBERT, ANDRES HIGH SCHOOL: MANUEL FAJARDO (CUBA) NO: 51 POS: F HT: 6-10 BIRTHDATE: OCTOBER 28, 1968

Acquired: Signed as a free agent on April 13, 1994
 Departed: Selected in 1995 Expansion Draft by Toronto on June 24, 1995

YEAR	G-GS	MIN	FG	FGA	PCT	FT	FTA	PCT	OR	DR	TOT	A	PF-D	STL	TO	BLK	PTS	AVG
93-94	5-0	33	6	20	.300	3	6	.500	10	6	16	2	6-0	0	6	1	15	3.0
94-95	17-0	167	16	47	.340	13	19	.684	16	29	45	10	29-0	8	12	1	45	2.6
TOTAL	22-0	200	22	67	.328	16	25	.640	26	35	61	12	35-0	8	18	2	60	2.7

Three-point FG: 94-95, 0-4 (.000). Total, 0-4 (.000)

HAMILTON, JUSTIN COLLEGE: LSU '12 NO: 41 POS: C HT: 7-0 BIRTHDATE: APRIL 1, 1990

Acquired: Claimed on waivers from the New Orleans Pelicans on March 5, 2015
 Departed: Unrestricted free agent on July 1, 2015

YEAR	G-GS	MIN	FG	FGA	PCT	FT	FTA	PCT	OR	DR	TOT	A	PF-D	STL	TO	BLK	PTS	AVG
14-15	17-9	423	58	113	.513	33	40	.825	33	53	86	24	37-0	19	18	25	153	9.0

Three-point FG: 14-15, 4-12 (.333)

HAMMONDS, TOM COLLEGE: GEORGIA TECH '89 NO: 20 POS: F HT: 6-9 BIRTHDATE: MARCH 27, 1967

Acquired: Signed as a free agent on November 25, 1997
 Departed: Retired on October 2, 2001

YEAR	G-GS	MIN	FG	FGA	PCT	FT	FTA	PCT	OR	DR	TOT	A	PF-D	STL	TO	BLK	PTS	AVG
97-98	57-2	1140	127	246	.516	92	132	.697	100	171	271	36	127-1	15	48	17	346	6.1
98-99	49-0	716	82	179	.458	48	75	.640	54	82	136	20	88-1	8	32	7	212	4.3
99-00	56-0	372	42	97	.433	33	56	.589	34	67	101	10	55-0	8	21	3	117	2.1
00-01	7-0	30	3	10	.300	1	2	.500	2	2	4	1	8-1	0	3	0	7	1.0
TOTAL	169-2	2258	254	532	.477	174	265	.657	186	322	508	67	278-3	31	104	27	682	4.0

Three-point FG: 97-98, 0-1 (.000)

PLAYOFFS

YEAR	G-GS	MIN	FG	FGA	PCT	FT	FTA	PCT	OR	DR	TOT	A	PF-D	STL	TO	BLK	PTS	AVG
------	------	-----	----	-----	-----	----	-----	-----	----	----	-----	---	------	-----	----	-----	-----	-----



FORMER PLAYER STATS

97-98	5-1	113	12	28	.429	12	16	.750	10	12	22	2	18-0	0	4	1	36	7.2
98-99	4-0	18	0	0	----	4	4	1.000	0	2	2	0	4-0	0	4	0	4	1.0
99-00	1-0	2	0	0	----	0	0	----	0	0	0	0	0-0	0	0	0	0	0.0
TOTAL	10-1	133	12	28	.429	16	20	.800	10	20	24	2	22-0	2	8	1	40	4.0

HART, JASON COLLEGE: SYRACUSE '00 NO: 6 POS: G HT: 6-3 BIRTHDATE: APRIL 29, 1978

Acquired: Signed as a free agent on September 28, 2009
 Departed: Traded to Phoenix for Alando Tucker, a future second-round pick and cash considerations on December 29, 2009

YEAR	G-GS	MIN	FG	FGA	PCT	FT	FTA	PCT	OR	DR	TOT	A	PF-D	STL	TO	BLK	PTS	AVG
09-10	1-0	5	0	1	.000	0	0	---	0	0	0	1	0-0	1	0	0	0	0.0

HASSELL, TRENTON COLLEGE: AUSTIN PEAY '01 NO: 23 POS: G HT: 6-5 BIRTHDATE: MARCH 4, 1979

Acquired: Signed as a free agent on October 29, 2003
 Departed: Traded to Dallas in exchange for Greg Buckner on September 28, 2007

YEAR	G-GS	MIN	FG	FGA	PCT	FT	FTA	PCT	OR	DR	TOT	A	PF-D	STL	TO	BLK	PTS	AVG
03-04	81-74	2264	177	381	.465	48	61	.787	68	189	257	133	200-1	36	46	54	406	5.0
04-05	82-51	2068	225	475	.474	90	114	.789	80	139	219	128	200-1	30	64	30	541	6.6
05-06	77-67	2514	286	616	.464	131	176	.744	82	134	216	203	201-3	43	124	29	710	9.2
06-07	76-68	2223	217	443	.490	72	92	.783	83	160	243	203	144-1	22	80	26	512	6.7
TOTAL	316-260	9069	905	1915	.473	341	443	.770	313	622	935	667	745-6	131	314	139	2169	6.9

Three-point FG: 03-04, 4-13 (.308); 04-05, 1-11 (.091); 05-06, 7-23 (.304); 06-07, 6-25 (.240); Total: 18-72 (.250)

PLAYOFFS

YEAR	G-GS	MIN	FG	FGA	PCT	FT	FTA	PCT	OR	DR	TOT	A	PF-D	STL	TO	BLK	PTS	AVG
03-04	18-18	472	62	119	.521	13	16	.813	21	23	44	27	42-0	10	16	7	138	7.7

Three-point FG: 1-2 (.500)

HAYWARD, LAZAR COLLEGE: MARQUETTE '10 NO: 32 POS: F HT: 6-6 BIRTHDATE: NOVEMBER 26, 1986

Acquired: Via trade on June 24, 2010 from Washington; Signed as a free agent on January 8, 2013
 Departed: Traded to Oklahoma City on December 13; Waived on January 18, 2013

YEAR	G-GS	MIN	FG	FGA	PCT	FT	FTA	PCT	OR	DR	TOT	A	PF-D	STL	TO	BLK	PTS	AVG
10-11	42-0	419	55	154	.357	33	42	.786	23	47	70	28	44-0	12	19	7	160	3.8
12-13	4-0	31	2	10	.200	6	6	1.000	0	4	4	3	3-0	2	0	0	10	2.5
TOTAL	46-0	450	57	164	.348	39	48	.813	23	51	74	31	44-0	14	19	7	170	3.7

Three-point FG: 10-11, 17-60 (.283); 12-13, 0-4 (.000); Total: 17-64 (.266)

HEAL, SHANE HIGH SCHOOL: UPPER YARRA (AUSTRALIA) NO: 10 POS: G HT: 6-0 BIRTHDATE: SEPTEMBER 6, 1970

Acquired: Signed as a free agent on September 18, 1996
 Departed: Released on October 30, 1997

YEAR	G-GS	MIN	FG	FGA	PCT	FT	FTA	PCT	OR	DR	TOT	A	PF-D	STL	TO	BLK	PTS	AVG
96-97	43-0	236	26	97	.268	3	5	.600	2	16	18	33	20-0	3	17	3	75	1.7

Three-point FG: 20-65 (.308)

PLAYOFFS

YEAR	G-GS	MIN	FG	FGA	PCT	FT	FTA	PCT	OR	DR	TOT	A	PF-D	STL	TO	BLK	PTS	AVG
96-97	2-0	3	2	2	1.000	0	0	----	0	0	0	1	0-0	0	0	0	2	3.0

Three-point FG: 2-2 (1.000)



FORMER PLAYER STATS

HILL, JORDAN COLLEGE: ARIZONA '09 NO: 27 POS: F/C HT: 6-10 BIRTHDATE: JULY 27, 1987

Acquired: Signed as a free agent on July 20, 2016
 Departed: Waived on June 26, 2017

YEAR	G-GS	MIN	FG	FGA	PCT	FT	FTA	PCT	OR	DR	TOT	A	PF-D	STL	TO	BLK	PTS	AVG
16-17	7-0	47	5	13	.385	2	2	1.000	8	6	14	0	9-0	1	4	0	12	1.7

HOIBERG, FRED COLLEGE: IOWA STATE '95 NO: 32 POS: G HT: 6-5 BIRTHDATE: OCTOBER 15, 1972

Acquired: Signed as a free agent on July 28, 2003
 Departed: Released on August 15, 2005

YEAR	G-GS	MIN	FG	FGA	PCT	FT	FTA	PCT	OR	DR	TOT	A	PF-D	STL	TO	BLK	PTS	AVG
03-04	79-3	1804	178	383	.465	98	116	.845	21	247	268	109	136-0	66	44	10	530	6.7
04-05	76-0	1272	139	284	.489	89	102	.873	32	149	181	85	105-0	50	20	15	437	5.8
TOTAL	155-3	3076	317	667	.475	187	218	.858	53	396	449	194	141-0	116	64	25	967	6.2

Three-point FG: 03-04, 76-172 (.442); 04-05, 70-145 (.483); Total: 146-317 (.461)

PLAYOFFS

YEAR	G-GS	MIN	FG	FGA	PCT	FT	FTA	PCT	OR	DR	TOT	A	PF-D	STL	TO	BLK	PTS	AVG
03-04	18-0	438	39	86	.453	15	16	.938	9	57	66	23	29-0	16	8	0	115	6.4

Three-point FG: 22-48 (.458)

HOLLINS, RYAN COLLEGE: UCLA '06 NO: 1 POS: C HT: 7-0 BIRTHDATE: OCTOBER 10, 1984

Acquired: Signed as a free agent on August 10, 2009
 Departed: Traded to Cleveland with Ramon Sessions and a future second-round pick for Sebastian Telfair and Delonte West on July 26, 2010

YEAR	G-GS	MIN	FG	FGA	PCT	FT	FTA	PCT	OR	DR	TOT	A	PF-D	STL	TO	BLK	PTS	AVG
09-10	73-27	1223	169	303	.558	109	158	.690	79	128	207	51	199-3	19	95	38	447	6.1

Three-point FG: 0-1 (.000)

HOWARD, JOSH COLLEGE: WAKE FORREST '03 NO: 5 POS: F/G HT: 6-7 BIRTHDATE: APRIL 28, 1980

Acquired: Signed as a free agent on November 16, 2012
 Departed: Waived on December 20, 2012

YEAR	G-GS	MIN	FG	FGA	PCT	FT	FTA	PCT	OR	DR	TOT	A	PF-D	STL	TO	BLK	PTS	AVG
12-13	11-4	207	31	77	.403	7	12	.583	9	27	36	4	18-0	10	10	3	74	6.7

Three-point FG: 5-16 (.313)

HUDSON, TROY COLLEGE: SOUTHERN ILLINOIS '97 NO: 16 POS: G HT: 6-1 BIRTHDATE: MARCH 13, 1976

Acquired: Signed as a free agent on August 26, 2002
 Departed: Released on August 3, 2007

YEAR	G-GS	MIN	FG	FGA	PCT	FT	FTA	PCT	OR	DR	TOT	A	PF-D	STL	TO	BLK	PTS	AVG
02-03	79-74	2600	409	956	.428	208	231	.900	42	141	183	452	160-1	60	182	7	1123	14.2
03-04	29-1	503	80	207	.386	27	33	.818	4	31	35	70	32-0	7	34	0	218	7.5
04-05	79-32	1729	266	664	.401	70	90	.778	19	86	105	283	121-0	27	113	6	691	8.7
05-06	36-0	800	127	333	.381	48	52	.923	8	36	44	106	55-0	12	40	4	342	9.5
06-07	34-6	554	74	195	.379	26	32	.813	8	40	48	73	23-0	14	40	2	202	5.9



FORMER PLAYER STATS

TOTAL	257-113	6186	956	2355	.406	379	438	.865	81	334	415	984	391-1	120	409	19	2576	10.0
--------------	----------------	-------------	------------	-------------	-------------	------------	------------	-------------	-----------	------------	------------	------------	--------------	------------	------------	-----------	-------------	-------------

Three-point FG: 02-03, 97-266 (.365); 03-04, 31-77 (.403); 04-05, 89-258 (.345); 05-06, 40-101 (.396); 06-07, 28-80 (.350); Total: 285-782 (.365)

PLAYOFFS

YEAR	G-GS	MIN	FG	FGA	PCT	FT	FTA	PCT	OR	DR	TOT	A	PF-D	STL	TO	BLK	PTS	AVG
02-03	6-6	221	44	106	.415	36	38	.947	1	11	12	33	5-0	8	16	0	141	23.5

Three-point FG: 17-39 (.436)

HUMMEL, ROBBIE	COLLEGE: PURDUE '12							NO: 6/4	POS: F	HT: 6-8	BIRTHDATE: MARCH 8, 1989							
-----------------------	----------------------------	--	--	--	--	--	--	----------------	---------------	----------------	---------------------------------	--	--	--	--	--	--	--

Acquired: 2012 NBA Draft (2nd round/58th overall)
 Departed: Unrestricted free agent on July 1, 2015

YEAR	G-GS	MIN	FG	FGA	PCT	FT	FTA	PCT	OR	DR	TOT	A	PF-D	STL	TO	BLK	PTS	AVG
13-14	53-5	655	67	177	.379	15	16	.938	35	97	132	23	57-0	16	10	2	181	3.4
14-15	45-4	742	79	172	.459	24	29	.828	31	103	134	27	86-0	16	18	9	198	4.4
TOTAL	98-9	1397	146	349	.418	39	45	.867	66	200	266	50	143-0	32	28	11	379	3.9

Three-point FG: 13-14, 32-89 (.360); 14-15, 16-51 (.314); Total: 48-140 (.343)

JACKSON, BOBBY	COLLEGE: MINNESOTA '97							NO: 24	POS: G	HT: 6-1	BIRTHDATE: MARCH 13, 1973							
-----------------------	-------------------------------	--	--	--	--	--	--	---------------	---------------	----------------	----------------------------------	--	--	--	--	--	--	--

Acquired: From Denver with Dean Garrett in a three-team trade that also included Toronto; Sent Michael Williams, the rights to Zeljko Rebraca, and a future first round pick to the Raptors on January 21, 1999
 Departed: Unrestricted free agent on July 1, 2000

YEAR	G-GS	MIN	FG	FGA	PCT	FT	FTA	PCT	OR	DR	TOT	A	PF-D	STL	TO	BLK	PTS	AVG
98-99	50-0	941	310	791	.392	149	183	.259	78	224	302	317	75-0	39	75	3	353	7.1
99-00	73-10	1034	140	346	.405	76	98	.776	50	103	153	172	114-0	48	58	7	369	5.1
TOTAL	123-10	1975	450	1137	.399	225	281	.518	128	327	455	489	189-0	87	133	10	722	6.1

Three-point FG: 98-99, 10-27 (.370); 99-00, 13-46 (.283); Total: 23-73 (.315)

PLAYOFFS

YEAR	G-GS	MIN	FG	FGA	PCT	FT	FTA	PCT	OR	DR	TOT	A	PF-D	STL	TO	BLK	PTS	AVG
98-99	4-0	27	2	10	.200	0	0	---	1	3	4	2	3-0	0	2	0	4	1.0
99-00	3-0	30	4	8	.500	6	6	1.000	0	5	5	4	4-0	2	2	1	15	5.0
TOTAL	7-0	57	6	18	.350	6	6	1.000	1	8	9	6	7-0	2	4	1	19	3

Three-point FG: 98-99, 0-3 (.000); 99-00, 1-3 (.333); Total: 1-6 (.167)

JACKSON, MARC	COLLEGE: TEMPLE '97							NO: 25	POS: F/C	HT: 6-10	BIRTHDATE: JANUARY 16, 1975							
----------------------	----------------------------	--	--	--	--	--	--	---------------	-----------------	-----------------	------------------------------------	--	--	--	--	--	--	--

Acquired: From Golden State for Dean Garrett and a second-round pick in the 2007 NBA Draft on February 21, 2002
 Departed: Traded to Philadelphia with Terrell Brandon (to Atlanta) in a four-team trade for Latrell Sprewell on July 23, 2003

YEAR	G-GS	MIN	FG	FGA	PCT	FT	FTA	PCT	OR	DR	TOT	A	PF-D	STL	TO	BLK	PTS	AVG
01-02	22-0	326	38	99	.384	26	32	.813	31	54	85	7	44-0	6	18	3	102	4.6
02-03	77-0	1041	153	349	.438	114	149	.765	86	139	225	37	137-0	24	59	30	421	5.5
TOTAL	99-0	1367	191	448	.426	140	181	.773	117	193	310	44	181-0	30	77	33	523	5.3

Three-point FG: 01-02, 0-1 (.000); 02-03, 1-1 (1.000); Total: 1-2 (.500)

PLAYOFFS

YEAR	G-GS	MIN	FG	FGA	PCT	FT	FTA	PCT	OR	DR	TOT	A	PF-D	STL	TO	BLK	PTS	AVG
01-02	1-0	1	0	0	---	0	0	---	0	0	0	0	1-0	0	0	0	0	0.0
02-03	6-0	110	17	32	.531	16	19	.842	10	23	33	8	19-0	2	9	1	50	8.3
TOTAL	7-0	111	17	32	.531	16	19	.842	10	23	33	8	20-0	2	9	1	50	7.1



FORMER PLAYER STATS

Three-point FG: 02-03, 0-1 (.000)

JACKSON, STANLEY COLLEGE: ALABAMA-BIRMINGHAM '93 NO: 7 POS: G HT: 6-3 BIRTHDATE: OCTOBER 14, 1970

Acquired: Signed as a free agent on August 30, 1993
 Departed: Unrestricted free agent on July 1, 1994

YEAR	G-GS	MIN	FG	FGA	PCT	FT	FTA	PCT	OR	DR	TOT	A	PF-D	STL	TO	BLK	PTS	AVG
93-94	17-0	92	17	33	.515	3	3	1.000	12	15	27	16	13-0	5	10	0	38	2.2

Three-point FG: 1-5 (.200)

JACOBSON, SAM COLLEGE: MINNESOTA '98 NO: 9 POS: G/F HT: 6-4 BIRTHDATE: JULY 22, 1975

Acquired: Signed as a free agent on October 17, 2000
 Departed: Unrestricted free agent on July 1, 2001

YEAR	G-GS	MIN	FG	FGA	PCT	FT	FTA	PCT	OR	DR	TOT	A	PF-D	STL	TO	BLK	PTS	AVG
00-01	14-0	59	9	18	.500	2	3	.667	3	3	6	4	19-0	3	0	0	20	1.4

JAMES, MIKE COLLEGE: DUQUESNE '98 NO: 13 POS: G HT: 6-2 BIRTHDATE: JUNE 23, 1975

Acquired: Signed as a free agent on July 13, 2006
 Departed: Traded to Houston with Justin Reed for Juwan Howard on June 14, 2007

YEAR	G-GS	MIN	FG	FGA	PCT	FT	FTA	PCT	OR	DR	TOT	A	PF-D	STL	TO	BLK	PTS	AVG
06-07	82-65	2069	297	703	.422	154	184	.837	25	138	163	297	171-1	55	129	7	828	10.1

Three-point FG: 80-215 (.372)

JARIC, MARKO FROM: SERBIA NO: 55 POS: G HT: 6-7 BIRTHDATE: OCTOBER 12, 1978

Acquired: From the Los Angeles Clippers with Lionel Chalmers for Sam Cassell and a conditional first-round draft pick on August 12, 2005
 Departed: Traded to Memphis with Greg Buckner, Antoine Walker and the draft rights to O.J. Mayo for Brian Cardinal, Jason Collins, Mike Miller and the draft rights to Kevin Love on June 26, 2008

YEAR	G-GS	MIN	FG	FGA	PCT	FT	FTA	PCT	OR	DR	TOT	A	PF-D	STL	TO	BLK	PTS	AVG
05-06	75-49	2102	226	566	.399	95	138	.688	60	173	233	293	189-3	108	127	21	587	7.8
06-07	70-13	1555	136	325	.418	67	88	.761	54	130	184	145	172-1	75	88	16	371	5.3
07-08	75-56	2189	227	528	.430	121	163	.742	38	184	222	311	180-1	97	128	32	621	8.3
TOTAL	220-118	5846	589	1419	.415	283	389	.728	152	487	639	749	541-5	280	343	69	1579	7.2

Three-point FG: 05-06, 40-133 (.301); 06-07, 32-85 (.376); 07-08, 46-127 (.362); Total: 118-345 (.342)

JAWAI, NATHAN FROM: AUSTRALIA NO: 15 POS: F HT: 6-10 BIRTHDATE: OCT. 10, 1986

Acquired: From Dallas for a future second-round pick on October 20, 2009
 Departed: Unrestricted free agent on July 1, 2010

YEAR	G-GS	MIN	FG	FGA	PCT	FT	FTA	PCT	OR	DR	TOT	A	PF-D	STL	TO	BLK	PTS	AVG
09-10	39-2	412	49	111	.441	26	38	.684	49	55	104	24	58-0	10	27	9	124	3.2

Three-point FG: 0-1 (.000)

JEFFERS, OTHYUS COLLEGE: ROBERT MORRIS UNIVERSITY '08 NO: 0 POS: G HT: 6-5 BIRTHDATE: AUGUST 5, 1985

Acquired: Signed as a free agent on April 8, 2014
 Departed: Unrestricted free agent on July 1, 2014

YEAR	G-GS	MIN	FG	FGA	PCT	FT	FTA	PCT	OR	DR	TOT	A	PF-D	STL	TO	BLK	PTS	AVG
13-14	2-0	13	0	1	.000	2	2	1.000	0	3	3	0	1-0	0	1	0	2	1.0

Three-point FG: 0-1 (.000)



FORMER PLAYER STATS

JEFFERSON, AL HIGH SCHOOL: PRENTISS HIGH SCHOOL '04 NO: 25 POS: F HT: 6-10 BIRTHDATE: JANUARY 4, 1985

Acquired: From Boston with Ryan Gomes, Gerald Green, Theo Ratliff, Sebastian Telfair and two future first-round picks for Kevin Garnett on July 31, 2007
 Departed: Traded to Utah for two future first-round picks and Kosta Koufos on July 14, 2010

YEAR	G-GS	MIN	FG	FGA	PCT	FT	FTA	PCT	OR	DR	TOT	A	PF-D	STL	TO	BLK	PTS	AVG
07-08	82-82	2919	721	1441	.500	284	394	.721	308	603	911	117	222-0	74	167	119	1726	21.0
08-09	50-50	1836	485	975	.497	186	252	.738	172	376	548	79	141-2	39	92	83	1156	23.1
09-10	76-76	2463	560	1125	.498	181	266	.680	180	523	703	137	205-1	63	136	98	1301	17.1
TOTAL	208-208	7218	1766	3541	.499	651	912	.714	660	1502	2162	333	568	176	395	300	4183	20.1

Three-point FG: 07-08, 0-5 (.000); 08-09, 0-4 (.000); 09-10, 0-4 (.000); Total: 0-13, (.000)

JOHNSON, CHRIS COLLEGE: LSU '09 NO: 20 POS: C HT: 6-11 BIRTHDATE: JULY 15, 1985

Acquired: Signed a 10-day contract on January 19, 2013; Signed a second 10-day contract on January 29, 2013; Signed for the remainder of the season on February 8, 2013
 Departed: Waived on October 26, 2013

YEAR	G-GS	MIN	FG	FGA	PCT	FT	FTA	PCT	OR	DR	TOT	A	PF-D	STL	TO	BLK	PTS	AVG
12-13	30-0	284	48	75	.640	21	34	.618	20	40	60	8	49-0	7	13	28	117	3.9

JOHNSON, ERVIN COLLEGE: NEW ORLEANS '93 NO: 40 POS: C HT: 6-11 BIRTHDATE: DECEMBER 21, 1967

Acquired: From Milwaukee with Sam Cassell for Joe Smith and Anthony Peeler on June 27, 2003
 Departed: Unrestricted free agent on July 1, 2005

YEAR	G-GS	MIN	FG	FGA	PCT	FT	FTA	PCT	OR	DR	TOT	A	PF-D	STL	TO	BLK	PTS	AVG
03-04	66-47	965	55	103	.534	17	28	.607	61	171	232	24	156-1	27	30	43	127	1.9
04-05	46-23	410	28	54	.519	16	25	.640	43	70	113	6	86-0	7	18	13	73	1.6
TOTAL	112-70	1375	83	157	.529	33	53	.623	104	241	345	30	242-1	34	48	56	200	1.8

Three-point FG: 03-04, 0-1 (.000); 04-05, 1-1 (1.000); Total: 1-2, (.500)

PLAYOFFS	G-GS	MIN	FG	FGA	PCT	FT	FTA	PCT	OR	DR	TOT	A	PF-D	STL	TO	BLK	PTS	AVG
03-04	18-16	356	19	38	.500	10	16	.625	27	57	84	13	56-0	11	6	10	48	2.7

JOHNSON, JAMES COLLEGE: WAKE FOREST '09 NO: 16 POS: F HT: 6-7 BIRTHDATE: FEBRUARY 20, 1987

Acquired: From Miami on February 6, 2020
 Departed: Traded to Oklahoma City along with the no. 17 pick in the 2020 NBA Draft for Ricky Rubio on November 20, 2020

YEAR	G-GS	MIN	FG	FGA	PCT	FT	FTA	PCT	OR	DR	TOT	A	PF-D	STL	TO	BLK	PTS	AVG
19-20	14-1	338	64	128	.500	23	34	.676	17	49	66	53	46-1	19	33	19	168	12.0

Three-point FG: 19-20, 17-46 (.370)

JOHNSON, STEVE COLLEGE: OREGON STATE '81 NO: 33 POS: C HT: 6-10 BIRTHDATE: NOVEMBER 3, 1957

Acquired: Selected in Expansion Draft from Portland on June 15, 1989
 Departed: Traded to Seattle with a conditional 1991 second-round draft pick for Brad Sellers on February 22, 1990

YEAR	G-GS	MIN	FG	FGA	PCT	FT	FTA	PCT	OR	DR	TOT	A	PF-D	STL	TO	BLK	PTS	AVG
89-90	4-0	17	0	2	.000	0	0	----	0	3	1	0	4-0	0	6	0	0	0.0

JOHNSON, WES COLLEGE: SYRACUSE '10 NO: 4 POS: F HT: 6-7 BIRTHDATE: JULY 11, 1987

Acquired: 2010 NBA Draft (1st Round/4th overall)
 Departed: Traded to Phoenix as part of a three team trade on July 27, 2012



FORMER PLAYER STATS

YEAR	G-GS	MIN	FG	FGA	PCT	FT	FTA	PCT	OR	DR	TOT	A	PF-D	STL	TO	BLK	PTS	AVG
10-11	79-63	2069	271	682	.397	64	92	.696	51	189	240	148	163-3	58	95	54	709	9.0
11-12	65-64	1469	158	397	.398	24	34	706	24	153	177	59	115-0	35	60	48	393	6.0
TOTAL	144-127	3538	429	1079	.398	88	126	.698	75	342	417	207	278-3	93	155	102	1102	7.7

Three-point FG: 10-11, 103-289 (.356); 11-12, 53-169 (.314); Total: 156-458 (.341)

JONES, ASKIA COLLEGE: KANSAS STATE '94 NO: 2 POS: G HT: 6-5 BIRTHDATE: DECEMBER 3, 1971

Acquired: Signed as a free agent on September 19, 1994
 Departed: Released on November 24, 1994

YEAR	G-GS	MIN	FG	FGA	PCT	FT	FTA	PCT	OR	DR	TOT	A	PF-D	STL	TO	BLK	PTS	AVG
94-95	11-0	139	15	44	.341	13	16	.813	6	5	11	16	19-0	6	9	0	45	4.1

Three-point FG: 2-12 (.167)

JONES, TYUS COLLEGE: DUKE '15 NO: 1 POS: G HT: 6-2 BIRTHDATE: MAY 10, 1996

Acquired: From Cleveland for 2015 2nd round pick (31st overall) and 2015 2nd round pick (36th overall)
 Departed: Restricted free agent, team declined to match offer from Memphis

YEAR	G-GS	MIN	FG	FGA	PCT	FT	FTA	PCT	OR	DR	TOT	A	PF-D	STL	TO	BLK	PTS	AVG
15-16	37-0	573	56	156	.359	28	39	.718	7	40	47	108	31-0	31	33	3	156	4.2
16-17	60-0	774	75	181	.414	33	43	.767	10	57	67	156	50-0	48	38	5	209	3.5
17-18	82-11	1467	150	328	.457	71	81	.877	16	116	132	232	110-0	95	59	6	416	5.1
18-19	68-23	1560	185	446	.415	58	69	.841	23	111	134	327	78-0	81	47	5	468	6.9
TOTAL	247-34	4374	466	1111	.419	190	232	.819	77	56	324	380	271-0	255	177	19	1249	5.1

Three-point FG: 15-16, 16-53 (.302); 16-17, 26-73 (.356); 17-18, 45-129 (.349); 40-126 (.317); Total: 127-381 (.333)

PLAYOFFS

YEAR	G-GS	MIN	FG	FGA	PCT	FT	FTA	PCT	OR	DR	TOT	A	PF-D	STL	TO	BLK	PTS	AVG
17-18	4-0	55	2	7	.286	0	0	---	0	9	9	8	0-0	1	1	0	4	1.0

Three-point FG: 0-2 (.000)

JORDAN, REGGIE COLLEGE: NEW MEXICO STATE '94 NO: 31 POS: G HT: 6-4 BIRTHDATE: JANUARY 26, 1968

Acquired: Signed as a free agent on March 19, 1997
 Departed: Unrestricted free agent on July 1, 1999

YEAR	G-GS	MIN	FG	FGA	PCT	FT	FTA	PCT	OR	DR	TOT	A	PF-D	STL	TO	BLK	PTS	AVG
96-97	10-0	31	8	10	.800	4	7	.571	0	4	4	1	2-0	2	2	0	20	2.0
97-98	57-1	487	54	113	.478	41	72	.569	50	40	97	50	63-0	35	30	9	149	2.6
98-99	27-1	296	15	54	.278	21	38	.553	27	32	59	41	38-0	12	14	5	51	1.9
TOTAL	94-2	814	77	177	.435	66	117	.564	77	76	153	92	103-0	49	46	14	220	2.3

Three-point FG: 97-98, 0-1 (.000)

PLAYOFFS

YEAR	G-GS	MIN	FG	FGA	PCT	FT	FTA	PCT	OR	DR	TOT	A	PF-D	STL	TO	BLK	PTS	AVG
97-98	2-0	29	5	8	.625	1	2	.500	3	6	9	3	5-0	1	0	0	12	6.0

Three-point FG: 97-98, 0-1 (.000)

KILPATRICK, SEAN COLLEGE: CINCINNATI '14 NO: 1 POS: G HT: 6-4 BIRTHDATE: JANUARY 6, 1990

Acquired: Signed to a 10-day contract on March 19, 2015
 Departed: Unrestricted free agent on March 30, 2015



FORMER PLAYER STATS

YEAR	G-GS	MIN	FG	FGA	PCT	FT	FTA	PCT	OR	DR	TOT	A	PF-D	STL	TO	BLK	PTS	AVG
14-15	4-0	72	7	20	.350	4	4	1.000	1	5	6	4	3-0	3	2	0	22	5.5

Three-point FG: 14-15, 4-13 (.308).

KING, STACEY COLLEGE: OKLAHOMA '89 NO: 21 POS: F/C HT: 6-11 BIRTHDATE: JANUARY 29, 1967

Acquired: From Chicago for Luc Longley on February 23, 1994
 Departed: Unrestricted free agent on July 1, 1995

YEAR	G-GS	MIN	FG	FGA	PCT	FT	FTA	PCT	OR	DR	TOT	A	PF-D	STL	TO	BLK	PTS	AVG
93-94	18-15	516	78	170	.458	57	83	.687	40	69	109	19	57-0	13	40	33	48	4.5
94-95	50-10	792	99	212	.467	68	102	.667	54	111	165	26	126-1	24	64	20	266	5.3
TOTAL	68-24	1308	177	382	.463	125	185	.676	94	178	274	45	183-1	37	104	53	314	4.6

Three-point FG: 94-95, 0-1 (.000). Total, 0-1 (.000)

KIRILENKO, ANDREI FROM: RUSSIA NO: 47 POS: F HT: 6-9 BIRTHDATE: FEBRUARY 18, 1981

Acquired: Signed as a free agent on July 27, 2012
 Departed: Unrestricted free agent on July 1, 2013

YEAR	G-GS	MIN	FG	FGA	PCT	FT	FTA	PCT	OR	DR	TOT	A	PF-D	STL	TO	BLK	PTS	AVG
12-13	64-64	2034	284	560	.507	188	250	.752	102	260	362	177	82-2	96	119	62	791	12.4

Three-point FG: 35-120 (.292)

KOUFOS, KOSTA COLLEGE: OHIO STATE '08 NO: 41 POS: C HT: 7-0 BIRTHDATE: FEBRUARY 24, 1989

Acquired: From Utah along with two future first-round picks for Al Jefferson on July 13, 2010
 Departed: Traded to Denver with Corey Brewer (to New York) in a three-team trade for Anthony Randolph, Eddy Curry, and cash considerations (from New York), as well as a future second-round pick (from Denver), on February 22, 2011

YEAR	G-GS	MIN	FG	FGA	PCT	FT	FTA	PCT	OR	DR	TOT	A	PF-D	STL	TO	BLK	PTS	AVG
10-11	39-1	336	47	108	.435	12	24	.500	42	55	97	7	50-0	8	25	20	106	2.7

Three-point FG: 0-2 (.000)

LAETTNER, CHRISTIAN COLLEGE: DUKE '92 NO: 32 POS: F/C HT: 6-11 BIRTHDATE: AUGUST 17, 1969

Acquired: 1992 NBA Draft (1st Round/3rd overall)
 Departed: Traded to Atlanta with Sean Rooks for Andrew Lang and Anthony "Spud" Webb on February 22, 1996

YEAR	G-GS	MIN	FG	FGA	PCT	FT	FTA	PCT	OR	DR	TOT	A	PF-D	STL	TO	BLK	PTS	AVG
92-93	81-81	2823	503	1061	.474	462	553	.835	171	537	708	223	290-4	105	275	83	1472	18.2
93-94	70-67	2428	396	883	.448	375	479	.783	160	442	602	307	264-6	87	259	86	1173	16.8
94-95	81-80	2770	450	920	.489	409	500	.818	164	449	613	234	302-4	101	225	87	1322	16.3
95-96	44-44	1518	283	582	.486	217	266	.816	98	204	302	129	157-4	40	112	43	792	18.8
TOTAL	276-272	9539	1632	3446	.474	1463	1798	.832	593	1632	2225	893	1013-18	333	871	299	4759	17.2

Three-point FG: 92-93, 4-40 (.100); 93-94, 6-25 (.240); 94-95, 13-40 (.325); 95-96, 9-31 (.290); Total: 32-136 (.235)

LANG, ANDREW COLLEGE: ARKANSAS '88 NO: 28 POS: C HT: 6-11 BIRTHDATE: JUNE 28, 1966

Acquired: From Atlanta with Anthony "Spud" Webb for Christian Laettner and Sean Rooks on February 22, 1996
 Departed: Traded to Milwaukee to reacquire the first-round pick sent to the Bucks in the June 26, 1996 Stephon Marbury trade on July 11, 1996

YEAR	G-GS	MIN	FG	FGA	PCT	FT	FTA	PCT	OR	DR	TOT	A	PF-D	STL	TO	BLK	PTS	AVG
95-96	20-18	550	72	171	.421	30	38	.789	42	79	121	3	63-0	7	30	41	175	8.8



FORMER PLAYER STATS

Three-point FG: 1-2 (.500)

LAVINE, ZACH COLLEGE: UCLA '14 NO: 8 POS: G HT: 6-5 BIRTHDATE: MARCH 10, 1995

Acquired: 2014 NBA Draft (1st round/13th overall)
 Departed: Traded to Chicago along with Kris Dunn and the draft rights to Lauri Markkanen in exchange for Jimmy Butler and the draft rights to Justin Patton on June 22, 2017

YEAR	G-GS	MIN	FG	FGA	PCT	FT	FTA	PCT	OR	DR	TOT	A	PF-D	STL	TO	BLK	PTS	AVG
14-15	77-40	1902	286	677	.422	149	177	.842	27	187	214	276	158-0	54	193	10	778	10.1
15-16	82-33	2294	433	959	.452	161	203	.793	27	201	228	251	193-1	69	155	17	1150	14.0
16-17	47-47	1749	326	710	.459	117	140	.836	19	141	160	139	104-0	41	85	10	889	18.9
TOTAL	206-120	5945	1045	2346	.445	427	520	.821	73	529	602	666	455-1	164	433	37	2817	13.7

Three-point FG: 14-15, 57-167 (.341); 15-16, 123-316 (.389); 16-17, 120-310 (.387); Total: 300-793 (.378)

LEE, MALCOLM COLLEGE: UCLA '11 NO: 8 POS: G HT: 6-5 BIRTHDATE: MAY 22, 1990

Acquired: Via trade from Chicago on June 23, 2011
 Departed: Traded to Golden State along with the draft rights to Andre Roberson in exchange for a 2014 2nd-round pick and cash considerations on June 27, 2013

YEAR	G-GS	MIN	FG	FGA	PCT	FT	FTA	PCT	OR	DR	TOT	A	PF-D	STL	TO	BLK	PTS	AVG
11-12	19-0	243	23	59	.390	14	17	.824	9	17	26	31	22-0	8	17	4	62	3.3
12-13	16-12	289	29	76	.382	12	20	.600	15	24	39	20	30-1	12	10	6	78	4.9
TOTAL	35-12	532	52	135	.385	26	37	.703	24	41	65	51	52-1	20	2	10	140	4.0

Three-point FG: 11-12, 2-10 (.200); 12-13, 8-24 (.333); Total: 10-34 (.294)

LEONARD, GARY COLLEGE: MISSOURI '89 NO: 52 POS: C HT: 7-1 BIRTHDATE: FEBRUARY 16, 1967

Acquired: 1989 NBA Draft (2nd Round/34th overall)
 Departed: Released on October 31, 1990

YEAR	G-GS	MIN	FG	FGA	PCT	FT	FTA	PCT	OR	DR	TOT	A	PF-D	STL	TO	BLK	PTS	AVG
89-90	22-0	127	13	31	.419	6	14	.429	10	17	27	1	26-0	3	8	9	32	1.5

Three-point FG: 0-1 (.000)

LEWIS, QUINCY COLLEGE: MINNESOTA '99 NO: 24 POS: F HT: 6-7 BIRTHDATE: JUNE 26, 1977

Acquired: Signed as a free agent on September 26, 2003
 Departed: Released on December 20, 2003

YEAR	G-GS	MIN	FG	FGA	PCT	FT	FTA	PCT	OR	DR	TOT	A	PF-D	STL	TO	BLK	PTS	AVG
03-04	14-0	65	7	20	.350	0	0	---	1	6	7	2	10-0	2	3	2	16	1.1

Three-point FG: 2-5 (.400)

LOHAUS, BRAD COLLEGE: IOWA '87 NO: 54 POS: C HT: 6-11 BIRTHDATE: SEPTEMBER 29, 1964

Acquired: Selected in Expansion Draft from Sacramento on June 15, 1989
 Departed: Traded to Milwaukee for Randy Brewer and a conditional one-time exchange of second round draft picks in 1991 or 1992 on January 4, 1990

YEAR	G-GS	MIN	FG	FGA	PCT	FT	FTA	PCT	OR	DR	TOT	A	PF-D	STL	TO	BLK	PTS	AVG
89-90	28-24	590	94	202	.465	21	26	.808	21	89	110	62	66-1	14	45	22	210	7.5

Three-point FG: 1-16 (.063)

LONGLEY, LUC COLLEGE: NEW MEXICO '91 NO: 13 POS: C HT: 7-2 BIRTHDATE: JANUARY 19, 1969



FORMER PLAYER STATS

Acquired: 1991 NBA Draft (1st Round/7th overall)
 Departed: Traded to Chicago for Stacey King on February 23, 1994

YEAR	G-GS	MIN	FG	FGA	PCT	FT	FTA	PCT	OR	DR	TOT	A	PF-D	STL	TO	BLK	PTS	AVG
91-92	66-3	991	114	249	.458	53	80	.663	67	190	257	58	157-0	35	83	64	281	4.3
92-93	55-25	1045	133	292	.455	53	74	.716	71	169	240	51	169-4	47	88	77	319	5.8
93-94	49-29	989	134	289	.464	56	80	.700	87	208	295	46	131-1	35	79	58	324	6.6
TOTAL	170-57	3025	381	830	.459	162	234	.692	225	567	792	155	457-5	117	250	199	924	5.4

Three-point FG: 93-94, 0-1 (.000)

LOPEZ, FELIPE COLLEGE: ST. JOHN'S '98 NO: 13 POS: G/F HT: 6-5 BIRTHDATE: DECEMBER 19, 1974

Acquired: Signed as a free agent on February 28, 2001
 Departed: Unrestricted free agent on July 1, 2003

YEAR	G-GS	MIN	FG	FGA	PCT	FT	FTA	PCT	OR	DR	TOT	A	PF-D	STL	TO	BLK	PTS	AVG
00-01	23-10	457	69	152	.454	19	33	.576	25	49	74	34	46-0	21	27	12	170	7.4
01-02	67-0	581	59	156	.378	37	55	.673	29	51	80	39	73-0	18	36	1	169	2.5
02-03	Did not play - injured																	
TOTAL	90-10	1038	128	308	.416	56	88	.636	54	100	154	73	119-0	39	63	13	339	3.8

Three-point FG: 00-01, 13-23 (.565); 01-02, 14-33 (.424); Total: 27-56 (.482)

PLAYOFFS

YEAR	G-GS	MIN	FG	FGA	PCT	FT	FTA	PCT	OR	DR	TOT	A	PF-D	STL	TO	BLK	PTS	AVG
00-01	4-0	55	7	22	.318	2	3	.667	4	7	11	5	5-0	4	2	0	17	4.3
01-02	3-0	30	1	4	.250	1	2	.500	1	0	1	1	6-0	1	1	0	4	1.3
TOTAL	7-0	85	8	26	.308	3	5	.600	5	7	12	6	11-0	5	3	0	21	3.0

Three-point FG: 00-01, 1-5 (.200); 01-02, 1-2 (.500). Total, 2-7 (.286)

LOVE, KEVIN COLLEGE: UCLA '08 NO: 42 POS: F HT: 6-10 BIRTHDATE: SEPTEMBER 7, 1988

Acquired: From Memphis with Brian Cardinal and Jason Collins for the draft rights to O.J. Mayo, Marko Jaric, Greg Buckner and Antoine Walker on June 26, 2008
 Departed: Traded to Cleveland in a three-team trade in exchange for Andrew Wiggins, Anthony Bennett and Thaddeus Young on August 23, 2014

YEAR	G-GS	MIN	FG	FGA	PCT	FT	FTA	PCT	OR	DR	TOT	A	PF-D	STL	TO	BLK	PTS	AVG
08-09	81-37	2048	316	688	.459	265	336	.789	274	460	734	84	205-	35	118	50	899	11.1
09-10	60-22	1714	291	646	.450	225	276	.815	227	431	658	136	136-	43	117	23	842	14.0
10-11	73-73	2611	482	1026	.470	424	499	.850	330	782	1112	184	148	45	155	28	1476	20.2
11-12	55-55	2145	474	1059	.448	379	460	.824	226	508	734	111	152-	47	128	28	1432	26.0
12-13	18-18	618	105	298	.352	100	142	.704	64	188	252	42	34-	13	39	9	330	18.3
13-14	77-77	2797	650	1421	.457	520	633	.821	224	739	963	341	136-	59	196	35	2010	26.1
TOTAL	364-282	11933	2318	5138	.451	1913	2346	.815	1345	3108	4453	898	811-	242	753	173	6989	19.2

Three-point FG: 08-09, 2-19 (.105); 09-10, 35-106 (.330); 10-11, 88-211 (.417); 11-12, 105-282 (.372); 12-13, 20-92 (.217); 13-14, 190-505 (.376); Total: 440-1215 (.362)

LOWE, SIDNEY COLLEGE: NORTH CAROLINA STATE '83 NO: 35 POS: G HT: 6-0 BIRTHDATE: JANUARY 21, 1960

Acquired: Signed as a free agent on August 3, 1989
 Departed: Retired on September 27, 1990

YEAR	G-GS	MIN	FG	FGA	PCT	FT	FTA	PCT	OR	DR	TOT	A	PF-D	STL	TO	BLK	PTS	AVG
89-90	80-38	1744	73	229	.319	39	54	.722	41	122	163	337	114-0	73	63	4	187	2.3

Three-point FG: 2-9 (.222)

LUCAS III, JOHN COLLEGE: OKLAHOMA STATE '05 NO: 11 POS: G HT: 5-11 BIRTHDATE: NOVEMBER 21, 1982

Acquired: Signed as a free agent on August 24, 2016
 Departed: Waived on January 7, 2017



FORMER PLAYER STATS

YEAR	G-GS	MIN	FG	FGA	PCT	FT	FTA	PCT	OR	DR	TOT	A	PF-D	STL	TO	BLK	PTS	AVG
16-17	5-0	11	1	4	.250	0	0	---	0	0	0	1	0-0	2	0	0	2	0.4

Three-point FG: 0-1 (.000)

MADSEN, MARK COLLEGE: STANFORD '00 NO: 35 POS: F HT: 6-9 BIRTHDATE: JANUARY 28, 1976

Acquired: Signed as a free agent on July 28, 2003
 Departed: Traded to the L.A. Clippers with Craig Smith and Sebastian Telfair for Quentin Richardson on July 20, 2009

YEAR	G-GS	MIN	FG	FGA	PCT	FT	FTA	PCT	OR	DR	TOT	A	PF-D	STL	TO	BLK	PTS	AVG
03-04	72-12	1246	101	204	.495	57	118	.483	134	138	272	28	175-2	33	47	18	259	3.6
04-05	41-14	601	34	66	.515	20	40	.500	63	65	128	18	103-1	7	24	14	88	2.1
05-06	62-7	676	27	66	.409	20	47	.426	50	91	141	11	114-2	23	26	17	74	1.2
06-07	56-0	473	23	43	.535	15	29	.517	35	52	87	10	100-0	10	21	10	61	1.1
07-08	20-6	151	3	19	.158	3	12	.250	18	20	38	4	25-0	3	9	2	9	0.5
08-09	19-1	116	3	14	.214	0	4	.000	10	8	18	4	18-0	1	3	1	6	0.3
TOTAL	270-40	3263	191	412	.464	115	250	.460	310	374	684	75	535-5	77	130	62	497	1.8

Three-point FG: 03-04, 0-6 (.000); 05-06, 0-7 (.000); Total: 0-13 (.000)

PLAYOFFS YEAR	G-GS	MIN	FG	FGA	PCT	FT	FTA	PCT	OR	DR	TOT	A	PF-D	STL	TO	BLK	PTS	AVG
03-04	17-0	222	17	32	.531	13	29	.448	28	30	58	2	43-0	5	7	4	47	2.8

MARBURY, STEPHON COLLEGE: GEORGIA TECH '96 NO: 3 POS: G HT: 6-2 BIRTHDATE: FEBRUARY 20, 1977

Acquired: From Milwaukee for Ray Allen and a future first-round draft pick on June 26, 1996
 Departed: Traded to New Jersey with Chris Carr and Bill Curley and Paul Grant (to Milwaukee) in a three-team trade for Terrell Brandon (from Milwaukee) and Brian Evans (from New Jersey) on March 11, 1999

YEAR	G-GS	MIN	FG	FGA	PCT	FT	FTA	PCT	OR	DR	TOT	A	PF-D	STL	TO	BLK	PTS	AVG
96-97	67-64	2324	355	871	.408	245	337	.727	54	130	184	522	159-2	67	210	19	1057	15.8
97-98	82-81	3112	513	1237	.415	329	450	.731	58	172	230	704	222-0	104	256	7	1450	17.7
98-99	18-18	661	124	304	.408	63	87	.724	17	45	62	167	44-0	29	55	5	319	17.7
TOTAL	167-163	6097	992	2412	.411	637	874	.729	129	347	476	1393	425-2	200	521	31	2826	16.9

Three-point FG: 96-97, 102-288 (.354); 97-98, 95-304 (.313); 98-99, 8-39 (.205); Total: 205-631 (.325)

PLAYOFFS YEAR	G-GS	MIN	FG	FGA	PCT	FT	FTA	PCT	OR	DR	TOT	A	PF-D	STL	TO	BLK	PTS	AVG
96-97	3-3	117	26	65	.400	6	10	.600	2	10	12	23	9-0	2	9	0	64	21.3
97-98	5-5	209	22	72	.306	18	23	.783	5	11	16	38	16-0	12	18	0	69	13.8
TOTAL	8-8	326	48	137	.350	24	33	.727	7	21	28	61	25-0	14	27	0	133	16.6

Three-point FG: 1996-97, 6-20 (.300); 1997-98, 7-25 (.280); Total: 13-45 (.289)

MARSHALL, DONYELL COLLEGE: CONNECTICUT '94 NO: 42 POS: F HT: 6-9 BIRTHDATE: MAY 18, 1973

Acquired: 1994 NBA Draft (1st Round/4th overall)
 Departed: Traded to Golden State for Tom Gugliotta on February 18, 1995

YEAR	G-GS	MIN	FG	FGA	PCT	FT	FTA	PCT	OR	DR	TOT	A	PF-D	STL	TO	BLK	PTS	AVG
94-95	40-8	1036	158	423	.374	83	122	.680	64	132	196	57	63-0	25	58	50	431	10.2

Three-point FG: 32-106 (.302)

MARTIN, DARRICK COLLEGE: UCLA '93 NO: 15 POS: G HT: 5-11 BIRTHDATE: MARCH 6, 1971

Acquired: Signed as a free agent on February 13, 1995; From Vancouver for a 1996 second-round draft pick on January 12, 1996; Signed as a free agent on January 30, 2004
 Departed: Released on November 1, 1995; Unrestricted free agent on July 1, 1996; Unrestricted free agent on July 1, 2004



FORMER PLAYER STATS

YEAR	G-GS	MIN	FG	FGA	PCT	FT	FTA	PCT	OR	DR	TOT	A	PF-D	STL	TO	BLK	PTS	AVG
94-95	34-9	803	95	233	.408	57	65	.877	14	50	64	133	88-0	34	62	0	254	7.5
95-96	35-16	747	88	231	.381	63	74	.851	3	41	44	156	76-0	26	70	2	254	7.3
03-04	16-0	172	20	67	.299	9	9	1.000	2	5	7	23	23-0	2	7	1	55	3.4
TOTAL	85-27	1722	203	531	.382	129	148	.872	19	96	115	312	187-0	62	139	3	563	6.6

Three-point FG: 94-95, 1-5 (.200); 95-96, 15-47 (.319); 03-04, 6-26 (.231); Total: 22-78 (.282)

PLAYOFFS

YEAR	G-GS	MIN	FG	FGA	PCT	FT	FTA	PCT	OR	DR	TOT	A	PF-D	STL	TO	BLK	PTS	AVG
03-04	16-3	182	14	51	.275	16	20	.800	5	9	14	23	17-0	4	8	0	50	3.1

Three-point FG: 6-20 (.300)

MARTIN, KEVIN COLLEGE: WESTERN CAROLINA '04 NO: 23 POS: G HT: 6-7 BIRTHDATE: FEBRUARY 1, 1983

Acquired: Acquired from Oklahoma City in a three-team trade with Milwaukee for Luke Ridnour and a 2014 second-round pick
 Departed: Released on March 1, 2016

YEAR	G-GS	MIN	FG	FGA	PCT	FT	FTA	PCT	OR	DR	TOT	A	PF-D	STL	TO	BLK	PTS	AVG
13-14	68-68	2177	440	1023	.430	303	340	.891	34	169	203	121	123-2	66	106	6	1298	19.1
14-15	39-36	1302	267	625	.427	170	193	.881	19	123	142	89	76-0	33	76	1	779	20.0
15-16	39-12	834	126	334	.377	125	142	.880	10	71	81	46	68-0	17	41	1	415	10.6
TOTAL	146-116	4313	833	1982	.420	598	675	.886	63	363	426	256	267-2	116	223	8	2492	17.1

Three-point FG: 13-14, 115-297 (.387); 14-15, 75-191 (.393); 15-16, 49-136 (.360); Total: 228-591 (.386)

MAXEY, MARLON COLLEGE: TEXAS-EL PASO '92 NO: 25 POS: F HT: 6-8 BIRTHDATE: FEBRUARY 19, 1969

Acquired: 1992 NBA Draft (2nd Round/28th overall)
 Departed: Released on November 2, 1994

YEAR	G-GS	MIN	FG	FGA	PCT	FT	FTA	PCT	OR	DR	TOT	A	PF-D	STL	TO	BLK	PTS	AVG
92-93	43-4	520	93	169	.550	45	70	.643	66	98	164	12	75-0	11	38	18	231	5.4
93-94	55-2	626	89	167	.533	70	98	.714	75	124	199	10	113-1	16	40	33	48	4.5
TOTAL	98-6	1146	182	336	.542	115	168	.685	141	222	363	22	188-1	27	78	51	279	5.0

Three-point FG: 92-93, 0-1 (.000); 93-94, 0-2 (.000). Total: 0-3 (.000)

MBAH A MOUTE, LUC RICHARD COLLEGE: UCLA '08 NO: 12 POS: F HT: 6-8 BIRTHDATE: SEPTEMBER 9, 1986

Acquired: From Sacramento for Derrick Williams on November 26, 2013
 Departed: Traded to Philadelphia with Alexey Shved and Miami's 2015 first-round pick in a three-team trade for Andrew Wiggins, Anthony Bennett and Thaddeus Young on August 23, 2013

YEAR	G-GS	MIN	FG	FGA	PCT	FT	FTA	PCT	OR	DR	TOT	A	PF-D	STL	TO	BLK	PTS	AVG
13-14	55-2	807	72	161	.447	37	54	.685	47	72	119	21	50-0	21	36	9	184	3.3

Three-point FG: 3-14 (.214)

MCCANN, BOB COLLEGE: MOREHEAD STATE '87 NO: 30 POS: F HT: 6-7 BIRTHDATE: APRIL 22, 1964

Acquired: Signed as a free agent on August 5, 1992
 Departed: Released on July 7, 1993

YEAR	G-GS	MIN	FG	FGA	PCT	FT	FTA	PCT	OR	DR	TOT	A	PF-D	STL	TO	BLK	PTS	AVG
92-93	79-7	1536	200	410	.488	95	152	.625	92	190	282	68	202-2	51	79	58	495	6.3

Three-point FG: 0-2 (.000)



FORMER PLAYER STATS

MCCANTS, RASHAD COLLEGE: NORTH CAROLINA '05 NO: 1 POS: G HT: 6-4 BIRTHDATE: SEPTEMBER 25, 1984

Acquired: 2005 NBA Draft (1st Round/14th overall)
 Departed: Traded to Sacramento with Calvin Booth for Bobby Brown and Shelden Williams on February 19, 2009

YEAR	G-GS	MIN	FG	FGA	PCT	FT	FTA	PCT	OR	DR	TOT	A	PF-D	STL	TO	BLK	PTS	AVG
05-06	79-12	1362	241	535	.450	78	106	.736	29	114	143	63	176-1	44	86	22	627	7.9
06-07	37-0	554	62	177	.350	40	58	.690	14	33	47	38	71-1	26	40	7	184	5.0
07-08	75-24	2020	428	944	.453	116	155	.748	50	156	206	162	234-3	66	172	18	1114	14.9
08-09	34-2	636	105	292	.360	60	81	.741	11	52	63	32	63-0	27	45	6	308	9.1
TOTAL	225-38	4572	836	1948	.429	294	400	.735	104	355	459	295	544-5	163	343	53	2233	9.9

Three-point FG: 05-06, 67-180 (.372); 06-07, 20-75 (.267); 07-08, 142-349 (.407); 08-09, 38-119 (.319); Total: 267-723 (.369)

MCLEOD, KEITH COLLEGE: BOWLING GREEN '02 NO: 4 POS: G HT: 6-2 BIRTHDATE: NOVEMBER 5, 1979

Acquired: Signed as a free agent on September 26, 2003 and October 25, 2003
 Departed: Released on October 21, 2003 and January 7, 2004

YEAR	G-GS	MIN	FG	FGA	PCT	FT	FTA	PCT	OR	DR	TOT	A	PF-D	STL	TO	BLK	PTS	AVG
03-04	33-0	391	27	82	.329	33	43	.767	5	29	34	59	39-0	16	29	1	88	2.7

Three-point FG: 1-10 (.100)

MILICIC, DARKO FROM: SERBIA NO: 31 POS: C HT: 7-0 BIRTHDATE: JUNE 20, 1985

Acquired: Via trade from New York on February 17, 2010
 Departed: Waived on July 12, 2012

YEAR	G-GS	MIN	FG	FGA	PCT	FT	FTA	PCT	OR	DR	TOT	A	PF-D	STL	TO	BLK	PTS	AVG
09-10	24-18	614	92	187	.492	15	28	.536	42	91	133	43	75-1	18	33	33	199	8.3
10-11	69-69	1686	271	578	.469	64	115	.557	133	227	360	104	229-4	54	151	140	606	8.8
11-12	29-23	472	59	130	.469	16	37	.432	35	62	97	17	59-2	9	32	25	134	4.6
TOTAL	122-110	2772	422	895	.472	95	180	.528	210	380	590	164	363-7	81	206	198	939	7.7

Three-point FG: 0-1 (.000)

MILLER, ANDRE COLLEGE: UTAH '99 NO: 24 POS: G HT: 6-3 BIRTHDATE: MARCH 19, 1976

Acquired: Signed as a free agent on August 3, 2015
 Departed: Released on February 25, 2015

YEAR	G-GS	MIN	FG	FGA	PCT	FT	FTA	PCT	OR	DR	TOT	A	PF-D	STL	TO	BLK	PTS	AVG
15-16	26-0	280	36	58	.621	15	19	.789	6	18	24	58	32-0	9	25	0	88	3.4

Three-point FG: 1-4 (.250)

MILLER, BRAD COLLEGE: PURDUE '99 NO: 52 POS: C/F HT: 6-11 BIRTHDATE: APRIL 12, 1976

Acquired: From Houston with draft rights to Nikola Mirotic and a future first round pick in exchange for Jonny Flynn, the draft rights to Donatas Motiejunas and a future second round pick on June 24, 2011
 Departed: Traded to New Orleans along with two second round picks for a conditional second round selection on July 13, 2012

YEAR	G-GS	MIN	FG	FGA	PCT	FT	FTA	PCT	OR	DR	TOT	A	PF-D	STL	TO	BLK	PTS	AVG
11-12	15-1	146	9	27	.333	10	12	.833	4	15	19	24	10-0	4	12	2	35	2.3

Three-point FG: 7-15 (.467)

MILLER, MIKE COLLEGE: FLORIDA '00 NO: 33 POS: G/F HT: 6-8 BIRTHDATE: FEBRUARY 19, 1980

Acquired: From Memphis with Brian Cardinal, Jason Collins and the draft rights to Kevin Love for Greg Buckner, Marko Jaric, Antoine Walker and the draft rights to O.J. Mayo on June 26, 2008
 Departed: Traded to Washington with Randy Foye for Oleksiy Pecherov, Darius Songaila and Etan Thomas on June 24, 2009



FORMER PLAYER STATS

YEAR	G-GS	MIN	FG	FGA	PCT	FT	FTA	PCT	OR	DR	TOT	A	PF-D	STL	TO	BLK	PTS	AVG
08-09	73-47	2356	264	548	.482	109	149	.732	73	410	483	326	139-0	30	145	31	722	9.9

Three-point FG: 85-225 (.378)

MILLER, OLIVER COLLEGE: ARKANSAS '92 NO: 3 POS: C HT: 6-9 BIRTHDATE: APRIL 6, 1964

Acquired: Signed as a free agent on December 13, 2003
 Departed: Unrestricted free agent on July 1, 2004

YEAR	G-GS	MIN	FG	FGA	PCT	FT	FTA	PCT	OR	DR	TOT	A	PF-D	STL	TO	BLK	PTS	AVG
03-04	48-1	506	53	100	.530	15	23	.652	46	84	130	36	91-0	19	33	26	121	2.5

Three-point FG: 0-1 (.000)

PLAYOFFS	YEAR	G-GS	MIN	FG	FGA	PCT	FT	FTA	PCT	OR	DR	TOT	A	PF-D	STL	TO	BLK	PTS	AVG
	03-04	8-0	31	1	4	.250	1	2	.500	0	5	5	1	13-0	0	3	3	3	0.4

MITCHELL, SAM COLLEGE: MERCER '85 NO: 42 POS: F HT: 6-7 BIRTHDATE: SEPTEMBER 2, 1963

Acquired: Signed as a free agent on July 23, 1989; Signed as a free agent on September 29, 1995
 Departed: Traded to Indiana with Pooh Richardson for Chuck Person and Micheal Williams on September 8, 1992; Unrestricted free agent on July 1, 2002

YEAR	G-GS	MIN	FG	FGA	PCT	FT	FTA	PCT	OR	DR	TOT	A	PF-D	STL	TO	BLK	PTS	AVG
89-90	80-30	2414	372	834	.446	268	349	.768	180	282	462	89	301-7	66	96	54	1012	12.7
90-91	82-60	3121	445	1010	.441	307	396	.775	188	332	520	133	338-13	66	104	57	1197	14.6
91-92	82-63	2151	307	725	.423	209	266	.786	158	315	473	94	230-3	53	97	39	825	10.1
95-96	78-42	2145	303	618	.490	237	291	.814	107	232	339	74	220-3	49	87	26	844	10.8
96-97	82-5	2044	269	603	.446	224	295	.759	112	214	326	79	232-1	51	93	20	766	9.3
97-98	81-33	2239	371	800	.464	243	292	.832	118	267	385	107	200-0	64	66	22	1000	12.3
98-99	50-20	1344	213	522	.408	126	165	.764	55	127	182	98	111-1	35	34	16	561	11.2
99-00	66-24	1227	168	376	.447	81	92	.880	28	110	138	111	116-0	27	44	14	427	6.5
00-01	82-4	983	118	289	.408	40	55	.727	28	95	123	57	117-0	26	36	10	285	3.5
01-02	74-10	726	98	227	.432	38	49	.776	18	64	82	45	79-0	12	26	4	244	3.3
TOTAL	757-291	18394	2664	6004	.444	1773	2250	.788	992	2038	3030	887	1944-28	449	683	262	7161	9.5

Three-point FG: 89-90, 0-9 (.000); 90-91, 0-9 (.000); 91-92, 2-11 (.182); 95-96, 1-18 (.056); 96-97, 4-25 (.160); 97-98, 15-43 (.349); 98-99, 9-38 (.237); 99-00, 10-23 (.435); 00-01, 9-43 (.209); 01-02, 10-35 (.286);
 Total: 60-254 (.236)

PLAYOFFS	YEAR	G-GS	MIN	FG	FGA	PCT	FT	FTA	PCT	OR	DR	TOT	A	PF-D	STL	TO	BLK	PTS	AVG
	96-97	3-0	47	6	13	.462	5	8	.625	2	5	7	1	9-0	1	1	1	17	5.7
	97-98	5-5	177	26	58	.448	17	19	.895	7	20	27	8	18-0	1	5	1	72	14.4
	98-99	4-1	131	15	40	.375	9	12	.750	5	9	14	6	13-0	1	8	2	40	10.0
	99-00	4-0	68	9	18	.500	3	3	1.000	2	5	7	2	5-0	0	4	1	23	5.8
	00-01	4-0	50	2	10	.200	2	2	1.000	1	6	7	3	5-0	1	1	0	6	1.5
	01-02	3-2	34	3	9	.333	2	2	1.000	0	2	2	3	5-0	1	0	1	8	2.7
TOTAL	23-8	507	61	148	.412	38	46	.826	17	47	64	23	55-0	5	19	6	166	7.2	

Three-point FG: 97-98, 3-14 (.214); 98-99, 1-6 (.167); 99-00, 2-5 (.400); 00-01, 0-1 (.000); Total: 6-26 (.231)

MUHAMMAD, SHABAZZ COLLEGE: UCLA '13 NO: 15 POS: F HT: 6-6 BIRTHDATE: NOVEMBER 13, 1992

Acquired: From Utah with Gorgui Dieng for Trey Burke on NEED DATE?
 Departed: Waived on March 1, 2018

YEAR	G-GS	MIN	FG	FGA	PCT	FT	FTA	PCT	OR	DR	TOT	A	PF-D	STL	TO	BLK	PTS	AVG
13-14	37-0	290	57	124	.460	26	40	.650	24	29	53	6	24-0	8	16	1	143	3.9
14-15	38-13	866	194	397	.489	104	145	.717	63	91	154	44	49-0	18	35	7	512	13.5
15-16	82-0	1682	317	681	.465	185	242	.764	100	167	267	52	94-0	24	70	7	863	10.5
16-17	78-1	1516	288	598	.482	147	190	.774	84	136	220	35	86-0	22	56	6	772	9.9
17-18	32-2	301	47	121	.388	22	31	.710	15	30	45	7	23-0	4	1	1	94	3.8
TOTAL	267-16	4655	903	1921	.473	484	648	.747	286	453	739	144	276-0	77	182	23	2410	9.0



FORMER PLAYER STATS

Three-point FG: 13-14, 3-11 (.273); 14-15, 20-51 (.392); 15-16, 44-152 (.289); 16-17, 49-145 (.338); 17-18, 3-8 (.375); Total: 120-378 (.317)

MURPHY, TOD COLLEGE: UC IRVINE '86 NO: 4/9 POS: F HT: 6-10 BIRTHDATE: DECEMBER 24, 1963

Acquired: Signed as a free agent on August 16, 1989
Departed: Released on June 16, 1992

YEAR	G-GS	MIN	FG	FGA	PCT	FT	FTA	PCT	OR	DR	TOT	A	PF-D	STL	TO	BLK	PTS	AVG
89-90	82-59	2493	260	552	.471	144	203	.709	207	357	564	106	229-2	76	61	60	680	8.3
90-91	52-19	1063	90	227	.396	70	105	.667	92	163	255	60	101-1	25	32	20	251	4.8
91-92	47-3	429	39	80	.488	19	34	.559	36	74	110	11	40-0	9	18	8	98	2.1
TOTAL	181-81	3985	389	859	.453	233	342	.681	335	594	929	177	370-3	110	111	88	1029	5.7

Three-point FG: 89-90, 16-43 (.372); 90-91, 1-17 (.059); 91-92, 1-2 (.500); Total: 18-62 (.290)

NAPIER, SHABAZZ COLLEGE: CONNECTICUT '14 NO: 13 POS: G HT: 6-0 BIRTHDATE: JULY 14, 1991

Acquired: From Golden State with Traveon Graham and cash for Lior Eliyahu
Departed: Via trade as part of a 4-team trade with Keita Bates-Diop and Noah Vanleh to the Denver Nuggets on February 5, 2020

YEAR	G-GS	MIN	FG	FGA	PCT	FT	FTA	PCT	OR	DR	TOT	A	PF-D	STL	TO	BLK	PTS	AVG
19-20	36-22	856	114	283	.403	72	88	.818	17	93	110	187	62-0	40	76	7	347	9.6

Three-point FG: 19-20, 47-159 (.296)

NEAL, GARY COLLEGE: TOWSON '07 NO: 12 POS: G HT: 6-4 BIRTHDATE: OCTOBER 3, 1984

Acquired: From Charlotte with a second-round pick for Troy Daniels and Mo Williams on February 10, 2015
Departed: Unrestricted free agent on July 1, 2015

YEAR	G-GS	MIN	FG	FGA	PCT	FT	FTA	PCT	OR	DR	TOT	A	PF-D	STL	TO	BLK	PTS	AVG
14-15	11-1	262	45	105	.429	29	33	.879	0	35	35	20	18-0	7	10	0	130	11.8

Three-point FG: 14-15, 11-31 (.355)

NESTEROVIC, RASHO FROM: SLOVENIA NO: 8 POS: C HT: 7-0 BIRTHDATE: MAY 30, 1976

Acquired: 1998 NBA Draft (1st Round/17th overall)
Departed: Unrestricted free agent on July 1, 2003

YEAR	G-GS	MIN	FG	FGA	PCT	FT	FTA	PCT	OR	DR	TOT	A	PF-D	STL	TO	BLK	PTS	AVG
98-99	2-0	30	3	12	.250	2	2	1.000	3	5	8	1	5-0	0	1	0	8	4.0
99-00	82-55	1723	206	433	.476	59	103	.573	135	244	379	93	262-9	21	71	85	471	5.7
00-01	73-39	1233	147	319	.461	34	65	.523	99	187	286	45	189-3	25	55	63	328	4.5
01-02	82-82	2218	324	657	.493	39	71	.549	200	334	534	75	262-3	45	94	109	687	8.4
02-03	77-77	2337	400	762	.525	61	95	.642	146	358	504	114	256-9	39	99	116	861	11.2
TOTAL	316-253	7541	1080	2183	.495	195	336	.580	583	1128	1711	328	974-24	130	320	373	2355	7.5

Three-point FG: 99-00, 0-2 (.000); 00-01, 0-1 (.000); 01-02, 0-1 (.000); 02-03, 0-2 (.000); Total: 0-6 (.000)

PLAYOFFS

YEAR	G-GS	MIN	FG	FGA	PCT	FT	FTA	PCT	OR	DR	TOT	A	PF-D	STL	TO	BLK	PTS	AVG
98-99	3-0	29	4	8	.500	0	0	---	4	3	7	3	4-0	0	1	0	8	2.7
99-00	4-4	126	11	25	.440	3	6	.500	5	8	13	6	20-1	3	4	7	25	6.3
00-01	4-2	49	5	13	.385	0	0	---	5	7	12	3	9-0	1	3	3	10	2.5
01-02	3-3	92	15	31	.484	4	9	.444	6	14	20	3	10-0	1	4	0	34	11.3
02-03	6-6	169	19	38	.500	4	6	.667	9	21	30	4	28-0	1	5	4	42	7.0
TOTAL	20-15	465	54	115	.470	11	21	.524	29	53	82	19	71-1	6	17	14	119	6.0

NUNNALLY, JAMES COLLEGE: UCSB '12 NO: 7 POS: F HT: 6-7 BIRTHDATE: JULY 14, 1990



FORMER PLAYER STATS

Acquired: Signed as a free agent on August 8, 2018
 Departed: Released on January 6, 2019

YEAR	G-GS	MIN	FG	FGA	PCT	FT	FTA	PCT	OR	DR	TOT	A	PF-D	STL	TO	BLK	PTS	AVG
94-95	13-0	64	9	21	.429	4	4	1.000	0	4	4	5	4-0	1	1	0	27	2.1

Three-point FG: 5-13 (.385)

OKOGIE, JOSH COLLEGE: GEORGIA TECH '18 NO: 20 POS: G HT: 6-4 BIRTHDATE: SEPTEMBER 1, 1998

Acquired: 2018 NBA Draft (1st Round/20th overall)
 Departed: 2022 Free Agency

YEAR	G-GS	MIN	FG	FGA	PCT	FT	FTA	PCT	OR	DR	TOT	A	PF-D	STL	TO	BLK	PTS	AVG
18-19	74-52	1757	196	508	.386	118	162	.728	41	177	218	91	166-0	88	63	33	570	7.7
19-20	62-28	1547	170	398	.427	152	191	.796	87	181	268	99	139-1	68	87	26	533	8.6
20-21	59-37	1197	102	254	.402	83	108	.769	63	93	156	63	123-0	54	43	28	316	5.4
21-22	49-6	516	42	104	.404	35	51	.686	29	41	70	25	53-0	26	12	23	133	2.7
TOTAL	244-123	5017	510	1264	.403	388	512	.758	220	492	712	278	481-1	236	99	216	1552	6.4

OLLIE, KEVIN COLLEGE: CONNECTICUT '97 NO: 12 POS: G HT: 6-2 BIRTHDATE: DECEMBER 12, 1972

Acquired: Signed as a free agent on October 1, 2008
 Departed: Unrestricted free agent on July 1, 2009

YEAR	G-GS	MIN	FG	FGA	PCT	FT	FTA	PCT	OR	DR	TOT	A	PF-D	STL	TO	BLK	PTS	AVG
08-09	50-21	850	61	150	.407	80	96	.833	13	62	75	117	79-0	19	34	4	202	4.0

Three-point FG: 0-1 (.000)

LOWOKANDI, MICHAEL COLLEGE: UNIVERSITY OF PACIFIC '98 NO: 34 POS: C HT: 7-0 BIRTHDATE: APRIL 3, 1975

Acquired: Signed as a free agent on July 16, 2003
 Departed: Traded to Boston along with Wally Szczerbiak, Dwayne Jones and a future first-round draft pick in exchange for Ricky Davis, Marcus Banks, Justin Reed and two conditional second-round draft picks (2006 and 2008) on January 26, 2006

YEAR	G-GS	MIN	FG	FGA	PCT	FT	FTA	PCT	OR	DR	TOT	A	PF-D	STL	TO	BLK	PTS	AVG
03-04	43-25	925	121	285	.425	36	61	.590	78	167	245	24	137-3	16	54	68	278	6.5
04-05	62-34	1215	161	353	.456	46	69	.667	106	218	324	29	193-3	15	68	56	368	5.9
05-06	32-24	752	87	195	.446	19	39	.487	45	134	179	17	100-2	19	41	27	193	6.0
TOTAL	137-83	2892	369	833	.443	101	169	.598	229	519	748	70	430-8	50	163	151	839	6.1

PLAYOFFS YEAR	G-GS	MIN	FG	FGA	PCT	FT	FTA	PCT	OR	DR	TOT	A	PF-D	STL	TO	BLK	PTS	AVG
03-04	15-2	224	12	37	.324	7	8	.875	16	36	52	2	50-0	2	17	11	31	2.1

ONUAKU, ARINZE COLLEGE: SYRACUSE '10 NO: 50 POS: F HT: 6-9 BIRTHDATE: JULY 13, 1987

Acquired: Signed as a free agent on April 7, 2015
 Departed: Unrestricted free agent on July 1, 2015

YEAR	G-GS	MIN	FG	FGA	PCT	FT	FTA	PCT	OR	DR	TOT	A	PF-D	STL	TO	BLK	PTS	AVG
14-15	6-1	68	12	14	.857	3	8	.375	7	14	21	4	6-0	1	2	3	27	4.5

PACK, ROBERT COLLEGE: SOUTHERN CALIFORNIA '91 NO: 14 POS: G HT: 6-2 BIRTHDATE: FEBRUARY 3, 1969

Acquired: Signed as a free agent on March 11, 2002
 Departed: Unrestricted free agent on July 1, 2002

YEAR	G-GS	MIN	FG	FGA	PCT	FT	FTA	PCT	OR	DR	TOT	A	PF-D	STL	TO	BLK	PTS	AVG
01-02	16-0	252	25	68	.368	11	15	.733	7	16	23	49	32-0	13	20	0	62	3.9



FORMER PLAYER STATS

Three-point FG: 1-4 (.250)

PLAYOFFS

YEAR	G-GS	MIN	FG	FGA	PCT	FT	FTA	PCT	OR	DR	TOT	A	PF-D	STL	TO	BLK	PTS	AVG
01-02	3-0	10	1	5	.200	1	1	1.000	0	0	0	0	5-0	0	1	0	3	1.0

Three-point FG: 0-1 (.000)

PARKS, CHEROKEE

COLLEGE: DUKE '95

NO: 44

POS: F/C

HT: 6-11

BIRTHDATE: OCTOBER 11, 1972

Acquired: From Dallas on June 29, 1996 for restructuring the conditions of the first-round pick owed to Dallas from the November 1, 1994 Sean Rooks trade; Dallas received Minnesota's first-round pick in 1997

Departed: Unrestricted free agent on July 1, 1998

YEAR	G-GS	MIN	FG	FGA	PCT	FT	FTA	PCT	OR	DR	TOT	A	PF-D	STL	TO	BLK	PTS	AVG
96-97	76-0	961	103	202	.510	46	76	.605	83	112	195	34	150-2	41	32	48	252	3.3
97-98	79-43	1703	224	449	.499	110	169	.651	140	297	437	53	237-4	36	66	86	558	7.1
TOTAL	155-43	2664	327	651	.502	156	245	.637	223	409	632	87	387-6	77	98	134	810	5.2

Three-point FG: 96-97, 0-1 (.000); 97-98, 0-1 (.000); Total: 0-2 (.000)

PLAYOFFS

YEAR	G-GS	MIN	FG	FGA	PCT	FT	FTA	PCT	OR	DR	TOT	A	PF-D	STL	TO	BLK	PTS	AVG
96-97	1-0	11	2	3	.667	0	0	----	0	5	5	0	5-0	1	0	0	4	4.0
97-98	1-0	1	0	0	----	0	0	----	0	0	0	0	0-0	0	0	0	0	0.0
TOTAL	2-0	12	2	3	.667	0	0	----	0	5	5	0	5-0	1	0	0	4	2.0

PATTERSON, ANDRAE

COLLEGE: INDIANA '98

NO: 45/33

POS: F

HT: 6-9

BIRTHDATE: NOVEMBER 12, 1975

Acquired: 1998 NBA Draft (2nd Round/46th overall)

Departed: Unrestricted free agent on July 1, 2001

YEAR	G-GS	MIN	FG	FGA	PCT	FT	FTA	PCT	OR	DR	TOT	A	PF-D	STL	TO	BLK	PTS	AVG
98-99	35-0	284	43	97	.443	28	36	.778	30	35	65	15	62-1	19	22	7	114	3.3
99-00	5-0	20	3	4	.750	0	0	----	1	1	2	1	4-0	1	1	0	6	1.2
00-01	Did not play - injured																	
TOTAL	40-0	304	46	101	.455	28	36	.778	31	36	67	16	66-1	20	23	7	120	3.0

Three-point FG: 98-99, 0-5 (.000). Total, 0-5 (.000)

PLAYOFFS

YEAR	G-GS	MIN	FG	FGA	PCT	FT	FTA	PCT	OR	DR	TOT	A	PF-D	STL	TO	BLK	PTS	AVG
98-99	2-0	7	0	0	----	0	0	----	1	3	4	2	1-0	0	1	0	0	0.0

PATTON, JUSTIN

COLLEGE: CREIGHTON '17

NO: 23

POS: C

HT: 7-0

BIRTHDATE: JUNE 14, 1997

Acquired: From Chicago with Jimmy Butler for Zach LaVine, Kris Dunn and draft rights to Lauri Markkanen on June 22, 2017

Departed: Traded to Philadelphia with Jimmy Butler for Robert Covington, Dario Saric, Jerryd Bayless and a 2nd round draft pick in 2022 on November 12, 2018

YEAR	G-GS	MIN	FG	FGA	PCT	FT	FTA	PCT	OR	DR	TOT	A	PF-D	STL	TO	BLK	PTS	AVG
17-18	1-0	4	1	2	.500	0	0	----	0	0	0	0	2-0	1	0	0	2	2.0

PAVLOVIC, SASHA

FROM: MONTENEGRO

NO: 11

POS: G/F

HT: 6-7

BIRTHDATE: NOVEMBER 15, 1983

Acquired: Signed as a free agent on September 17, 2009

Departed: Unrestricted free agent on July 1, 2010

YEAR	G-GS	MIN	FG	FGA	PCT	FT	FTA	PCT	OR	DR	TOT	A	PF-D	STL	TO	BLK	PTS	AVG
09-10	71-0	877	109	300	.363	10	26	.385	12	105	117	58	84-1	23	53	6	263	3.7

Three-point FG: 35-118 (.297)

PAYNE, ADREIAN

COLLEGE: MICHIGAN STATE '14

NO: 33

POS: F

HT: 6-10

BIRTHDATE: FEBRUARY 19, 1991



FORMER PLAYER STATS

Acquired: From Atlanta for a protected future first round pick on February 10, 2015
 Departed: Unrestricted free agent on July 1, 2017

YEAR	G-GS	MIN	FG	FGA	PCT	FT	FTA	PCT	OR	DR	TOT	A	PF-D	STL	TO	BLK	PTS	AVG
14-15	29-22	720	89	213	.418	29	44	.659	47	111	158	30	84-0	18	44	9	208	7.2
15-16	52-2	486	53	145	.366	17	26	.654	20	91	111	29	77-1	16	36	11	132	2.5
16-17	18-0	135	23	54	.426	14	19	.737	9	24	33	7	32-0	8	8	7	63	3.5
TOTAL	102-24	1360	167	419	.399	61	91	.670	77	229	306	66	197-1	43	88	27	408	4.0

Three-point FG: 14-15, 1-8 (.125); 15-16, 9-32 (.281); 16-17, 3-15 (.200); Total: 13-56 (.232)

PECHEROV, OLEKSIY FROM: UKRAINE NO: 4 POS: C HT: 7-0 BIRTHDATE: DECEMBER 8, 1985

Acquired: From Washington with Darius Songaila, Etan Thomas and a future first-round pick for Randy Foye and Mike Miller on June 24, 2009
 Departed: Unrestricted free agent on July 1, 2010

YEAR	G-GS	MIN	FG	FGA	PCT	FT	FTA	PCT	OR	DR	TOT	A	PF-D	STL	TO	BLK	PTS	AVG
09-10	44-5	447	77	188	.410	29	32	.906	32	92	124	11	55-0	9	32	14	197	4.5

Three-point FG: 14-52 (.269)

PEELER, ANTHONY COLLEGE: MISSOURI '92 NO: 1/44 POS: G HT: 6-4 BIRTHDATE: NOVEMBER 25, 1969

Acquired: From Vancouver for Doug West on February 18, 1998
 Departed: Traded to Milwaukee with Joe Smith for Sam Cassell and Ervin Johnson on June 27, 2003

YEAR	G-GS	MIN	FG	FGA	PCT	FT	FTA	PCT	OR	DR	TOT	A	PF-D	STL	TO	BLK	PTS	AVG
97-98	30-24	991	155	348	.445	32	41	.780	31	72	103	114	81-0	52	45	6	390	13.0
98-99	28-28	810	103	272	.379	30	41	.732	30	54	84	78	60-0	35	38	6	270	9.6
99-00	82-22	2073	316	725	.436	87	109	.798	58	174	232	195	171-1	62	85	10	804	9.8
00-01	75-41	2126	308	732	.421	75	87	.862	44	148	192	192	166-1	91	105	18	791	10.5
01-02	82-0	2060	288	684	.421	50	58	.862	37	169	206	177	137-0	61	76	11	737	9.0
02-03	82-39	2245	252	609	.414	39	50	.780	40	201	241	244	161-0	72	82	13	630	7.7
TOTAL	379-154	10305	1422	3373	.422	313	386	.811	240	818	1058	1000	776-2	373	431	64	3622	9.6

Three-point FG: 97-98, 48-106 (.453); 98-99, 34-114 (.298); 99-00, 85-255 (.333); 00-01, 100-256 (.391); 01-02, 111-283 (.392); 02-03, 87-212 (.410); Total: 465-1226 (.379)

PLAYOFFS

YEAR	G-GS	MIN	FG	FGA	PCT	FT	FTA	PCT	OR	DR	TOT	A	PF-D	STL	TO	BLK	PTS	AVG
97-98	5-5	213	31	77	.403	4	4	1.000	16	22	38	18	15-0	10	8	3	81	16.2
98-99	4-4	125	11	35	.314	0	0	---	7	9	16	6	12-1	4	4	0	27	6.8
99-00	4-0	90	11	24	.458	6	8	.750	2	7	9	5	9-0	3	1	1	30	7.5
00-01	4-4	137	14	53	.264	0	0	---	3	11	14	7	10-0	7	6	1	34	8.5
01-02	3-0	67	9	20	.450	4	6	.667	1	12	13	2	5-0	4	6	0	27	9.0
02-03	6-5	166	13	38	.342	1	2	.500	5	16	21	18	14-0	4	4	1	29	4.8
TOTAL	26-18	798	89	247	.360	15	20	.750	34	77	111	48	65-1	32	29	6	228	8.8

Three-point FG: 97-98, 15-31 (.484); 98-99, 5-13 (.385); 99-00, 2-10 (.200); 00-01, 6-17 (.253); 01-02, 5-9 (.556); 02-03, 2-16 (.125); Total: 35-96 (.365)

PERSON, CHUCK COLLEGE: AUBURN '86 NO: 45 POS: F HT: 6-8 BIRTHDATE: JUNE 27, 1964

Acquired: From Indiana with Micheal Williams for Sam Mitchell and Pooh Richardson on September 8, 1992
 Departed: Unrestricted free agent on July 1, 1994

YEAR	G-GS	MIN	FG	FGA	PCT	FT	FTA	PCT	OR	DR	TOT	A	PF-D	STL	TO	BLK	PTS	AVG
92-93	78-75	2985	541	1248	.433	109	168	.649	98	335	433	343	198-2	7	219	30	1309	16.8
93-94	77-37	2029	356	843	.422	82	108	.759	55	198	253	185	164-0	45	121	12	894	11.6
TOTAL	155-112	5014	897	2091	.429	191	276	.692	153	533	686	528	362-2	112	340	42	2203	14.2

Three-point FG: 92-93, 118-332 (.355); 93-94, 100-272 (.368); Total: 218-604 (.361)



FORMER PLAYER STATS

PORTER, TERRY COLLEGE: WISCONSIN-STEVENS POINT '85 NO: 30 POS: G HT: 6-3 BIRTHDATE: APRIL 8, 1963

Acquired: Signed as a free agent on October 16, 1995
 Departed: Unrestricted free agent on July 1, 1998

YEAR	G-GS	MIN	FG	FGA	PCT	FT	FTA	PCT	OR	DR	TOT	A	PF-D	STL	TO	BLK	PTS	AVG
95-96	82-40	2072	269	608	.442	164	209	.785	36	176	212	452	154-0	89	173	15	773	9.4
96-97	82-20	1568	187	449	.416	127	166	.765	31	145	176	295	104-0	54	128	11	568	6.9
97-98	82-8	1786	259	577	.449	167	195	.856	37	131	168	271	103-0	63	104	16	777	9.5
TOTAL	246-68	5426	715	1634	.438	458	570	.804	104	452	556	915	361-0	206	405	42	2118	8.6

Three-point FG: 95-96, 71-226 (.314); 96-97, 67-200 (.335); 97-98, 92-223 (.395); Total: 230-649 (.354)

PLAYOFFS

YEAR	G-GS	MIN	FG	FGA	PCT	FT	FTA	PCT	OR	DR	TOT	A	PF-D	STL	TO	BLK	PTS	AVG
96-97	3-0	46	5	13	.385	3	4	.750	1	2	3	9	2-0	2	2	2	16	5.3
97-98	5-4	188	27	63	.429	15	18	.833	7	18	25	16	10-0	5	4	0	79	15.8
TOTAL	8-4	234	32	76	.421	18	22	.818	8	20	28	25	12-0	7	6	2	95	11.9

Three-point FG: 1996-97, 3-9 (.333); 1997-98, 10-25 (.400); Total: 13-34 (.382)

PRICE, A.J. COLLEGE: CONNECTICUT '09 NO: 22 POS: G HT: 6-2 BIRTHDATE: OCTOBER 7, 1986

Acquired: Signed as a free agent on September 27, 2013
 Departed: Waived on April 3, 2014

YEAR	G-GS	MIN	FG	FGA	PCT	FT	FTA	PCT	OR	DR	TOT	A	PF-D	STL	TO	BLK	PTS	AVG
13-14	28-0	99	19	46	.413	0	2	.000	1	9	10	13	5-0	1	7	0	44	1.6

Three-point FG: 13-14, 6-22 (.273)

PRINCE, TAYSHAUN COLLEGE: KENTUCKY '02 NO: 12 POS: F HT: 6-9 BIRTHDATE: FEBRUARY 28, 1980

Acquired: Signed as a free agent on August 20, 2015
 Departed: Unrestricted free agent on July 1, 2016

YEAR	G-GS	MIN	FG	FGA	PCT	FT	FTA	PCT	OR	DR	TOT	A	PF-D	STL	TO	BLK	PTS	AVG
15-16	77-44	1462	102	229	.445	13	19	.684	32	115	147	73	62-0	36	27	13	221	2.9

Three-point FG: 4-23 (.174)

RADULJICA, MIROSLAV FROM: SERBIA NO: 13 POS: C HT: 7-0 BIRTHDATE: JANUARY 5, 1988

Acquired: Signed to a 10-day contract on January 8, 2015
 Departed: Waived on January 27, 2015

YEAR	G-GS	MIN	FG	FGA	PCT	FT	FTA	PCT	OR	DR	TOT	A	PF-D	STL	TO	BLK	PTS	AVG
14-15	5-0	23	3	8	.375	2	2	1.000	2	3	5	0	8-0	1	2	0	8	1.6

RAKOCEVIC, IGOR FROM: YUGOSLAVIA NO: 36 POS: G HT: 6-3 BIRTHDATE: MARCH 29, 1978

Acquired: 2000 NBA Draft (2nd Round/51st overall)
 Departed: Released on May 6, 2003

YEAR	G-GS	MIN	FG	FGA	PCT	FT	FTA	PCT	OR	DR	TOT	A	PF-D	STL	TO	BLK	PTS	AVG
02-03	42-0	244	22	58	.379	29	36	.806	4	13	17	33	25-0	4	23	0	78	1.9

Three-point FG: 02-03, 5-12 (.417)

RANDALL, MARK COLLEGE: KANSAS '91 NO: 52 POS: F HT: 6-9 BIRTHDATE: SEPTEMBER 30, 1967



FORMER PLAYER STATS

Acquired: Claimed off waivers on January 2, 1992

Departed: Traded to Detroit with Gerald Glass for Lance Blanks, Brad Sellers and a future second-round pick on November 15, 1992

YEAR	G-GS	MIN	FG	FGA	PCT	FT	FTA	PCT	OR	DR	TOT	A	PF-D	STL	TO	BLK	PTS	AVG
91-92	39-0	374	58	127	.457	26	35	.743	35	27	62	26	31-0	12	19	3	145	3.7
92-93	2-0	8	0	1	.000	0	0	.000	0	0	0	1	1-0	0	1	0	0	0.0
TOTAL	41-0	382	58	128	.453	26	35	.743	35	27	62	27	32-0	12	20	3	145	3.7

Three-point FG: 91-92, 3-14 (.214); 92-93, 0-1 (.000); Total: 3-15 (.200)

RANDOLPH, ANTHONY COLLEGE: LSU '08 NO: 15 POS: F HT: 6-11 BIRTHDATE: JULY 15, 1989

Acquired: From New York, along with Eddie Curry, cash considerations and a future second round pick from Denver, in a three-team, 13-player trade that sent Corey Brewer to New York and Kosta Koufos to Denver on February 22, 2011

Departed: Not extended qualifying offer on June 30, 2012

YEAR	G-GS	MIN	FG	FGA	PCT	FT	FTA	PCT	OR	DR	TOT	A	PF-D	STL	TO	BLK	PTS	AVG
10-11	23-3	463	109	219	.498	52	74	.703	32	88	120	26	47-0	18	43	16	270	11.7
11-12	34-5	517	94	200	.470	64	84	.762	42	81	123	19	56-1	13	40	35	252	7.4
TOTAL	57-8	980	203	419	.484	116	158	.734	74	169	243	45	103-1	31	83	51	522	9.2

Three-point FG: 0-1 (.000)

RATLIFF, THEO COLLEGE: WYOMING '95 NO: 42 POS: C HT: 6-10 BIRTHDATE: APRIL 17, 1973

Acquired: From Boston with Al Jefferson, Gerald Green, Ryan Gomes, Sebastian Telfair and two future first-round picks for Kevin Garnett on July 31, 2007

Departed: Waived on February 29, 2008

YEAR	G-GS	MIN	FG	FGA	PCT	FT	FTA	PCT	OR	DR	TOT	A	PF-D	STL	TO	BLK	PTS	AVG
07-08	10-6	214	23	45	.511	17	25	.680	13	26	39	7	30-1	3	12	19	63	6.3

Three-point FG: 0-1 (.000)

REED, JUSTIN COLLEGE: MISSISSIPPI '04 NO: 9 POS: F HT: 6-8 BIRTHDATE: JANUARY 16, 1982

Acquired: From Boston with Mark Blount, Ricky Davis and Marcus Banks and two future second-round picks for Wally Szczerbiak, Michael Olowokandi and Dwayne Jones and a future first-round pick on January 26, 2006

Departed: Traded to Houston with Mike James for Juwan Howard on June 14, 2007

YEAR	G-GS	MIN	FG	FGA	PCT	FT	FTA	PCT	OR	DR	TOT	A	PF-D	STL	TO	BLK	PTS	AVG
05-06	40-6	706	94	221	.425	62	80	.775	40	55	95	34	118-1	18	37	11	250	6.3
06-07	41-3	318	40	107	.374	26	30	.867	15	31	46	17	44-0	5	22	3	106	2.6
TOTAL	81-9	1014	134	328	.409	88	110	.800	55	86	141	51	162-1	23	59	14	356	4.4

Three-point FG: 05-06, 0-1 (.000)

REYNOLDS, CAMERON COLLEGE: TULANE '18 NO: 13 POS: F HT: 6-8 BIRTHDATE: FEBRUARY 7, 1995

Acquired: Signed to first 10-day contract on February 27, 2019

Departed: Released on June 26, 2019

YEAR	G-GS	MIN	FG	FGA	PCT	FT	FTA	PCT	OR	DR	TOT	A	PF-D	STL	TO	BLK	PTS	AVG
94-95	19-0	259	33	78	.423	8	9	.889	4	27	31	13	26-0	6	5	2	95	5.0

Three-point FG: 21-51 (.412)

RICHARD, CHRIS COLLEGE: FLORIDA '07 NO: 32 POS: F HT: 6-9 BIRTHDATE: DECEMBER 25, 1984

Acquired: 2007 NBA Draft (2nd Round/41st overall)

Departed: Released on October 23, 2008

YEAR	G-GS	MIN	FG	FGA	PCT	FT	FTA	PCT	OR	DR	TOT	A	PF-D	STL	TO	BLK	PTS	AVG
------	------	-----	----	-----	-----	----	-----	-----	----	----	-----	---	------	-----	----	-----	-----	-----



FORMER PLAYER STATS

07-08 52-3 556 41 87 .471 16 27 .593 52 83 135 18 83-0 10 23 12 98 1.9

RICHARDSON, POOH COLLEGE: UCLA '89 NO: 24 POS: G HT: 6-1 BIRTHDATE: MAY 14, 1966

Acquired: 1989 NBA Draft (1st Round/10th overall)
 Departed: Traded to Indiana with Sam Mitchell for Chuck Person and Micheal Williams on September 8, 1992

YEAR	G-GS	MIN	FG	FGA	PCT	FT	FTA	PCT	OR	DR	TOT	A	PF-D	STL	TO	BLK	PTS	AVG
89-90	82-48	2581	426	925	.461	63	107	.589	55	162	217	554	143-0	133	141	25	938	11.4
90-91	82-82	3154	635	1350	.470	89	165	.539	82	204	286	734	114-0	131	174	13	1401	17.1
91-92	82-82	2922	587	1261	.466	123	178	.691	91	210	301	685	152-0	119	204	25	1350	16.5
TOTAL	246-212	8657	1648	3536	.466	275	450	.611	228	576	804	1973	409-0	383	519	63	3689	15.0

Three-point FG: 89-90, 23-83 (.277); 90-91, 42-128 (.328); 91-92, 53-155 (.342); Total: 118-366 (.322)

RIDER, ISAIAH COLLEGE: UNLV '93 NO: 34 POS: G HT: 6-5 BIRTHDATE: MARCH 12, 1971

Acquired: 1993 NBA Draft (1st Round/5th overall)
 Departed: Traded to Portland for James Robinson, Bill Curley and a first-round draft pick in 1997 or 1998 on July 23, 1996

YEAR	G-GS	MIN	FG	FGA	PCT	FT	FTA	PCT	OR	DR	TOT	A	PF-D	STL	TO	BLK	PTS	AVG
93-94	79-60	2415	522	1115	.468	215	265	.811	118	197	315	202	194-0	54	218	28	1313	16.6
94-95	75-67	2645	558	1249	.447	277	339	.817	90	159	249	245	194-3	69	232	23	1532	20.4
95-96	75-68	2594	560	1206	.464	248	296	.838	99	210	309	213	204-2	48	201	23	1470	19.6
TOTAL	229-195	7654	1640	3570	.459	740	900	.822	307	566	873	760	592-5	171	651	74	4315	18.8

Three-point FG: 93-94, 54-150 (.360); 94-95, 139-396 (.351); 95-96, 102-275 (.371); Total: 295-821 (.359)

RIDNOUR, LUKE COLLEGE: OREGON '03 NO: 13 POS: G HT: 6-2 BIRTHDATE: FEBRUARY 13, 1981

Acquired: Signed as a free agent on July 21, 2010
 Departed: Traded to Milwaukee along with a 2014 2nd-round pick in a three-team deal in which the Timberwolves acquired Kevin Martin (sign-and-trade) and cash considerations from Oklahoma City on July 11, 2013

YEAR	G-GS	MIN	FG	FGA	PCT	FT	FTA	PCT	OR	DR	TOT	A	PF-D	STL	TO	BLK	PTS	AVG
10-11	71-66	2159	319	681	.468	121	137	.883	37	162	199	384	146-1	89	158	10	840	11.8
11-12	53-53	1750	242	550	.440	106	119	.891	19	122	141	252	136-1	56	96	16	639	12.1
12-13	82-82	2474	367	811	.453	139	164	.848	41	165	206	311	187-1	82	130	15	939	11.5
TOTAL	206-201	6383	928	2042	.454	366	420	.871	97	449	546	947	469-3	227	384	41	2418	11.7

Three-point FG: 10-11, 81-184 (.440); 1-12, 49-152 (.322); 12-13, 66-212 (.311); Total: 196-548 (.358)

RILEY, ERIC COLLEGE: MICHIGAN '93 NO: 40 POS: C HT: 7-0 BIRTHDATE: JUNE 2, 1970

Acquired: Signed as a free agent on October 14, 1995
 Departed: Unrestricted free agent on July 1, 1996

YEAR	G-GS	MIN	FG	FGA	PCT	FT	FTA	PCT	OR	DR	TOT	A	PF-D	STL	TO	BLK	PTS	AVG
95-96	25-10	310	35	74	.473	22	28	.786	32	44	76	5	42-0	8	17	16	92	3.7

Three-point FG: 0-1 (.000)

ROBERTS, STANLEY COLLEGE: LSU '91 NO: 53 POS: C HT: 7-0 BIRTHDATE: FEBRUARY 7, 1970

Acquired: From the L.A. Clippers for Stojko Vrankovic on June 25, 1997



FORMER PLAYER STATS

Departed: Unrestricted free agent on June 15, 1998

YEAR	G-GS	MIN	FG	FGA	PCT	FT	FTA	PCT	OR	DR	TOT	A	PF-D	STL	TO	BLK	PTS	AVG
97-98	74-4	1328	191	386	.495	75	156	.481	109	254	363	27	226-5	24	70	72	457	6.2
PLAYOFFS																		
YEAR	G-GS	MIN	FG	FGA	PCT	FT	FTA	PCT	OR	DR	TOT	A	PF-D	STL	TO	BLK	PTS	AVG
97-98	1-0	8	0	1	.000	1	2	.500	1	1	2	0	0-0	0	1	0	1	1.0

ROBINSON III, GLENN COLLEGE: MICHIGAN '14 NO: 1 POS: G/F HT: 6-7 BIRTHDATE: JANUARY 8, 1994

Acquired: 2014 NBA Draft (2nd round/40th overall)
Departed: Waived on March 5, 2015

YEAR	G-GS	MIN	FG	FGA	PCT	FT	FTA	PCT	OR	DR	TOT	A	PF-D	STL	TO	BLK	PTS	AVG
14-15	25-0	108	8	24	.333	12	16	.750	4	10	14	3	5-0	3	3	0	29	1.2

Three-point FG: 14-15, 1-6 (.167)

ROBINSON, JAMES COLLEGE: ALABAMA '93 NO: 26 POS: G HT: 6-2 BIRTHDATE: AUGUST 31, 1970

Acquired: Signed as a free agent on March 26, 1999
Departed: Unrestricted free agent on July 1, 1999

YEAR	G-GS	MIN	FG	FGA	PCT	FT	FTA	PCT	OR	DR	TOT	A	PF-D	STL	TO	BLK	PTS	AVG
96-97	69-5	1309	196	482	.407	78	114	.684	24	88	112	126	125-1	30	69	8	572	8.3
98-99	17-0	226	28	87	.322	8	14	.571	8	27	35	38	31-0	8	28	5	77	4.5
TOTAL	86-5	1535	224	569	.394	86	128	.672	32	115	147	164	156-1	38	97	13	649	7.5

Three-point FG: 96-97, 102-267 (.382); 98-99, 13-44 (.295); Total: 115-311 (.370)

YEAR	G-GS	MIN	FG	FGA	PCT	FT	FTA	PCT	OR	DR	TOT	A	PF-D	STL	TO	BLK	PTS	AVG
96-97	2-0	31	5	12	.417	0	0	----	1	2	3	3	4-0	2	1	0	14	7.0
98-99	4-0	10	1	4	.250	0	0	----	0	1	1	0	3-0	0	3	0	3	0.8
TOTAL	6-0	41	6	16	.385	0	0	----	1	3	4	3	7-0	2	4	0	17	2.8

Three-point FG: 1997, 4-10 (.400); 1999, 1-3 (.333); Total: 5-13 (.385)

ROOKS, SEAN COLLEGE: ARIZONA '92 NO: 45 POS: C HT: 6-10 BIRTHDATE: SEPTEMBER 9, 1969

Acquired: From Dallas for a conditional 1996, 1997 or 1998 first-round draft pick on November 1, 1994
Departed: Traded to Atlanta with Christian Laettner for Andrew Lang and Anthony "Spud" Webb on February 22, 1996

YEAR	G-GS	MIN	FG	FGA	PCT	FT	FTA	PCT	OR	DR	TOT	A	PF-D	STL	TO	BLK	PTS	AVG
94-95	80-70	2405	289	615	.470	290	381	.761	165	321	486	97	208-1	29	142	71	868	10.9
95-96	49-7	902	112	227	.493	106	159	.667	60	144	204	38	106-0	19	49	28	331	6.8
TOTAL	129-77	3307	401	842	.476	396	540	.733	225	465	690	135	314-1	48	191	99	1199	9.3

Three-point FG: 94-95, 0-5 (.000); 95-96, 1-6 (.167); Total: 1-11 (.091)

ROSE, DERRICK COLLEGE: MEMPHIS '08 NO: 25 POS: G HT: 6-3 BIRTHDATE: OCTOBER 4, 1988

Acquired: Signed as a free agent on March 8, 2018; Re-signed on July 4, 2018
Departed: Unrestricted free agent on July 1, 2019

YEAR	G-GS	MIN	FG	FGA	PCT	FT	FTA	PCT	OR	DR	TOT	A	PF-D	STL	TO	BLK	PTS	AVG
17-18	9-0	112	23	54	.426	5	5	1.000	3	3	6	11	2-0	4	7	0	52	5.8
18-19	51-13	1392	363	753	.482	137	160	.856	33	107	140	220	57-0	31	82	12	917	18.0
TOTAL	60-13	1504	386	807	.478	142	165	.861	36	110	146	231	59-0	35	89	12	969	16.2



FORMER PLAYER STATS

Three-point FG: 17-18, 1-6 (.167); 18-19, 54-146 (.370); Total: 55-152 (.362)

PLAYOFFS

YEAR	G-GS	MIN	FG	FGA	PCT	FT	FTA	PCT	OR	DR	TOT	A	PF-D	STL	TO	BLK	PTS	AVG
17-18	5-0	119	29	57	.509	6	7	.857	1	8	9	13	9-0	2	8	0	71	14.2

Three-point FG: 1997, 4-10 (.400); 1999, 1-3 (.333); Total: 5-13 (.385)

ROTH, SCOTT COLLEGE: WISCONSIN '85 NO: 3 POS: F HT: 6-6 BIRTHDATE: JUNE 3, 1963

Acquired: Selected in Expansion Draft from San Antonio on June 15, 1989
Departed: Released on July 6, 1990

YEAR	G-GS	MIN	FG	FGA	PCT	FT	FTA	PCT	OR	DR	TOT	A	PF-D	STL	TO	BLK	PTS	AVG
89-90	71-3	1061	159	420	.379	150	201	.746	34	78	112	115	144-1	51	85	6	486	6.8

Three-point FG: 18-52 (.346)

ROY, BRANDON COLLEGE: WASHINGTON '04 NO: 3 POS: G HT: 6-6 BIRTHDATE: JULY 23, 1984

Acquired: Signed as a free agent on August 31, 2012
Departed: Waived on May 10, 2013

YEAR	G-GS	MIN	FG	FGA	PCT	FT	FTA	PCT	OR	DR	TOT	A	PF-D	STL	TO	BLK	PTS	AVG
12-13	5-5	122	11	35	.314	7	10	.700	3	11	14	23	5-0	3	7	0	29	5.8

Three-point FG: 0-9 (.000)

ROYAL, DONALD COLLEGE: NOTRE DAME '87 NO: 15 POS: F HT: 6-7 BIRTHDATE: MAY 2, 1966

Acquired: Signed as a free agent on September 12, 1989
Departed: Opted to play in Israel after 1989-90 season

YEAR	G-GS	MIN	FG	FGA	PCT	FT	FTA	PCT	OR	DR	TOT	A	PF-D	STL	TO	BLK	PTS	AVG
89-90	66-0	746	117	255	.459	153	197	.777	69	68	137	43	107-0	32	81	8	387	5.9

Three-point FG: 0-1 (.000)

ROZIER, CLIFFORD COLLEGE: LOUISVILLE '94 NO: 22 POS: C HT: 6-11 BIRTHDATE: OCTOBER 31, 1972

Acquired: Signed as a free agent on October 1, 1997
Departed: Released on November 25, 1997

YEAR	G-GS	MIN	FG	FGA	PCT	FT	FTA	PCT	OR	DR	TOT	A	PF-D	STL	TO	BLK	PTS	AVG
97-98	6-0	30	3	6	.500	0	1	.000	3	3	6	0	7-0	0	4	0	6	1.0

RUDEZ, DAMJAN FROM: CROATIA NO: 10 POS: F HT: 6-10 BIRTHDATE: JUNE 17, 1986

Acquired: From Indiana for Chase Budinger on July 11, 2015
Departed: Not extended qualifying offer on June 30, 2016

YEAR	G-GS	MIN	FG	FGA	PCT	FT	FTA	PCT	OR	DR	TOT	A	PF-D	STL	TO	BLK	PTS	AVG
15-16	33-0	277	25	62	.403	8	8	1.000	5	15	20	11	33-0	3	13	1	75	2.3

Three-point FG: 17-50 (.340)

RUSH, BRANDON COLLEGE: KANSAS '08 NO: 4 POS: G/F HT: 6-6 BIRTHDATE: JULY 7, 1985



FORMER PLAYER STATS

Acquired: Signed as a free agent on July 8, 2016
 Departed: Unrestricted free agent on July 1, 2017

YEAR	G-GS	MIN	FG	FGA	PCT	FT	FTA	PCT	OR	DR	TOT	A	PF-D	STL	TO	BLK	PTS	AVG
16-17	47-33	1030	70	187	.374	13	18	.722	16	83	99	45	42-0	22	28	23	197	4.2

Three-point FG: 44-114 (.386)

SARIC, DARIO FROM: CROATIA NO: 36 POS: F HT: 6-10 BIRTHDATE: APRIL 8, 1994

Acquired: From Philadelphia with Robert Covington, Jerryd Bayless and a 2nd round draft pick in 2022 for Jimmy Butler and Justin Patton on November 12, 2018
 Departed: Traded to Phoenix with the rights to Cameron Johnson for the rights to Jarrett Culver on July 6, 2019

YEAR	G-GS	MIN	FG	FGA	PCT	FT	FTA	PCT	OR	DR	TOT	A	PF-D	STL	TO	BLK	PTS	AVG
18-19	68-28	1627	256	564	.454	105	120	.875	105	266	371	101	143-0	41	72	6	714	10.5

Three-point FG: 97-253 (.383)

SCOTT, DENNIS COLLEGE: GEORGIA TECH '91 NO: 3 POS: G/F HT: 6-8 BIRTHDATE: SEPTEMBER 5, 1968

Acquired: Signed as a free agent on March 17, 1999
 Departed: Unrestricted free agent on July 1, 1999

YEAR	G-GS	MIN	FG	FGA	PCT	FT	FTA	PCT	OR	DR	TOT	A	PF-D	STL	TO	BLK	PTS	AVG
98-99	21-9	532	70	157	.446	22	27	.815	5	33	38	32	32-0	12	14	2	191	9.1

Three-point FG: 29-68 (.426)

SEALY, MALIK COLLEGE: ST. JOHN'S '92 NO: 2 POS: G/F HT: 6-8 BIRTHDATE: FEBRUARY 1, 1970

Acquired: Signed as a free agent on January 22, 1999
 Departed: Died May 20, 2000

YEAR	G-GS	MIN	FG	FGA	PCT	FT	FTA	PCT	OR	DR	TOT	A	PF-D	STL	TO	BLK	PTS	AVG
98-99	31-7	731	95	231	.411	55	61	.902	23	69	92	36	68-0	30	33	5	251	8.1
99-00	82-61	2392	371	780	.476	177	218	.812	119	233	352	197	197-0	76	110	19	929	11.3
TOTAL	113-68	3123	466	1011	.461	232	279	.832	142	302	444	233	265-0	106	143	24	1180	10.4

Three-point FG: 98-99, 6-23 (.261); 99-00, 10-35 (.286); Total: 16-58, (.276)

PLAYOFFS	G-GS	MIN	FG	FGA	PCT	FT	FTA	PCT	OR	DR	TOT	A	PF-D	STL	TO	BLK	PTS	AVG
98-99	4-0	70	8	23	.348	4	5	.800	2	4	6	3	4-0	1	2	1	20	5.0
99-00	4-4	122	19	41	.463	11	16	.688	5	13	18	5	10-0	2	0	0	50	12.5
TOTAL	8-4	192	27	64	.422	15	21	.714	7	17	24	8	14-0	3	2	1	70	8.6

Three-point FG: 99-00, 1-3 (.333)

SELLERS, BRAD COLLEGE: OHIO STATE '86 NO: 2/4 POS: F HT: 7-0 BIRTHDATE: DECEMBER 17, 1962

Acquired: From Seattle for Steve Johnson and a conditional second-round draft pick on February 22, 1990; From Detroit with Lance Blanks and a future second-round pick for Gerald Glass and Mark Randall on November 15, 1992
 Departed: Released on June 27, 1990; Released on July 7, 1993

YEAR	G-GS	MIN	FG	FGA	PCT	FT	FTA	PCT	OR	DR	TOT	A	PF-D	STL	TO	BLK	PTS	AVG
89-90	14-0	113	19	56	.339	9	12	.750	8	11	19	1	11-0	6	12	3	47	3.4
92-93	54-4	533	49	130	.377	37	39	.949	27	56	83	46	40-0	6	27	11	135	2.5
TOTAL	68-4	646	68	186	.366	46	51	.902	35	67	102	47	51-0	12	39	14	182	2.7

Three-point FG: 89-90, 0-2 (.000); 92-93, 0-1 (.000); Total: 0-3, (.000)



FORMER PLAYER STATS

SESSIONS, RAMON COLLEGE: NEVADA '07 NO: 7 POS: G HT: 6-3 BIRTHDATE: APRIL 11, 1986

Acquired: Signed as a free agent on September 11, 2009
 Departed: Traded to Cleveland with Ryan Hollins and a future second-round pick for Sebastian Telfair and Delonte West on July 26, 2010

YEAR	G-GS	MIN	FG	FGA	PCT	FT	FTA	PCT	OR	DR	TOT	A	PF-D	STL	TO	BLK	PTS	AVG
09-10	82-1	1732	253	555	.456	167	233	.717	58	156	214	258	137-0	55	137	5	674	8.2

Three-point FG: 1-15 (.067)

SHACKLEFORD, CHARLES COLLEGE: NORTH CAROLINA STATE '88 NO: 17 POS: C HT: 6-11 BIRTHDATE: APRIL 22, 1966

Acquired: Signed as a free agent on September 29, 1994
 Departed: Released on February 27, 1995

YEAR	G-GS	MIN	FG	FGA	PCT	FT	FTA	PCT	OR	DR	TOT	A	PF-D	STL	TO	BLK	PTS	AVG
94-95	21-2	239	39	65	.600	16	20	.800	16	51	65	8	47-0	8	8	6	94	4.5

SHVED, ALEXEY FROM: RUSSIA NO: 1 POS: G HT: 6-6 BIRTHDATE: DECEMBER 16, 1988

Acquired: Signed as a free agent on July 25, 2012
 Departed: Traded to Philadelphia with Luc Richard Mbah a Moute and Miami's 2015 first-round pick in a three-team trade for Andrew Wiggins, Anthony Bennett and Thaddeus Young on August 23, 2014

YEAR	G-GS	MIN	FG	FGA	PCT	FT	FTA	PCT	OR	DR	TOT	A	PF-D	STL	TO	BLK	PTS	AVG
12-13	77-16	1840	236	635	.372	108	150	.720	41	134	175	286	117-0	54	147	27	665	8.6
13-14	63-0	664	76	237	.321	68	90	.756	21	60	81	68	36-0	26	48	16	250	4.0
TOTAL	140-16	2504	312	872	.358	176	240	.733	62	194	256	354	153-0	80	195	43	915	6.5

Three-point FG: 12-13, 85-288 (.295); 13-14, 30-102 (.294); Total: 115-390, (.295)

SLATER, REGGIE COLLEGE: WYOMING '92 NO: 35 POS: F HT: 6-7 BIRTHDATE: AUGUST 27, 1970

Acquired: Signed as a free agent on October 3, 2000, October 1, 2002 and October 7, 2003
 Departed: Unrestricted free agent on July 1, 2001; Released on January 6, 2003 and October 23, 2003

YEAR	G-GS	MIN	FG	FGA	PCT	FT	FTA	PCT	OR	DR	TOT	A	PF-D	STL	TO	BLK	PTS	AVG
00-01	55-16	686	90	175	.514	74	110	.673	78	108	186	26	126-1	18	43	9	254	4.6
02-03	26-0	141	27	50	.540	27	45	.600	18	13	31	4	31-0	6	9	1	81	3.1
TOTAL	81-16	827	117	225	.520	101	155	.652	96	121	217	30	157-1	24	52	10	335	4.1

PLAYOFFS	G-GS	MIN	FG	FGA	PCT	FT	FTA	PCT	OR	DR	TOT	A	PF-D	STL	TO	BLK	PTS	AVG
00-01	4-0	52	6	16	.375	1	2	.500	5	9	14	0	15-1	2	3	3	13	3.3

SMITH, CHARLES COLLEGE: GEORGETOWN '89 NO: 31 POS: G HT: 6-2 BIRTHDATE: NOVEMBER 29, 1967

Acquired: Signed as a free agent on December 5, 1995
 Departed: Released on January 4, 1996

YEAR	G-GS	MIN	FG	FGA	PCT	FT	FTA	PCT	OR	DR	TOT	A	PF-D	STL	TO	BLK	PTS	AVG
95-96	8-0	39	3	10	.300	0	2	.000	0	5	5	6	7-0	1	5	0	6	0.8

Three-point FG: 0-3 (.000)

SMITH, CHRIS COLLEGE: CONNECTICUT '92 NO: 3 POS: G HT: 6-3 BIRTHDATE: MAY 17, 1970

Acquired: 1992 NBA Draft (2nd Round/34th overall)
 Departed: Unrestricted free agent on July 1, 1995

YEAR	G-GS	MIN	FG	FGA	PCT	FT	FTA	PCT	OR	DR	TOT	A	PF-D	STL	TO	BLK	PTS	AVG
92-93	80-6	1266	125	289	.433	95	120	.792	32	64	96	196	96-1	48	68	16	347	4.3
93-94	80-16	1617	184	423	.435	95	141	.674	15	107	122	285	131-1	38	101	18	473	5.9



FORMER PLAYER STATS

94-95	64-17	1073	116	264	.439	41	63	.651	14	59	73	146	119-0	32	50	22	320	5.0
TOTAL	224-39	3956	425	976	.435	231	324	.713	61	230	291	627	346-2	118	219	56	1140	5.1

Three-point FG: 92-93, 2-14 (.143); 93-94, 10-39 (.256); 94-95, 47-108 (.435); Total: 59-161 (.366)

SMITH, CRAIG COLLEGE: BOSTON COLLEGE '06 NO: 5 POS: F HT: 6-7 BIRTHDATE: NOVEMBER 10, 1983

Acquired: 2006 NBA Draft (2nd Round/36th overall)
 Departed: Traded to the L.A. Clippers with Mark Madsen and Sebastian Telfair for Quentin Richardson on July 20, 2009

YEAR	G-GS	MIN	FG	FGA	PCT	FT	FTA	PCT	OR	DR	TOT	A	PF-D	STL	TO	BLK	PTS	AVG
06-07	82-5	1537	246	463	.531	116	186	.624	149	267	416	49	223-2	51	74	18	608	7.4
07-08	77-11	1547	297	528	.563	133	200	.665	123	230	353	60	217-0	36	89	17	727	9.4
08-09	74-31	1460	289	514	.562	168	248	.677	98	186	284	79	184-4	31	105	19	746	10.1
TOTAL	233-47	4543	832	1505	.553	417	634	.658	370	683	1053	188	624-6	118	268	54	2081	8.9

Three-point FG: 06-07, 0-6 (.000); 07-08, 0-9 (.000); 08-09, 0-1 (.000); Total: 0-16 (.000)

SMITH, GREG COLLEGE: CAL STATE-FRESNO '11 NO: 4 POS: F/C HT: 6-10 BIRTHDATE: JANUARY 8, 1991

Acquired: Signed a 10-day contract on March 2, 2016
 Departed: Released on June 30, 2016

YEAR	G-GS	MIN	FG	FGA	PCT	FT	FTA	PCT	OR	DR	TOT	A	PF-D	STL	TO	BLK	PTS	AVG
15-16	18-0	192	18	32	.563	7	17	.412	12	30	42	6	28-1	4	7	1	28	2.4

SMITH, JOE COLLEGE: MARYLAND '95 NO: 32 POS: F HT: 6-10 BIRTHDATE: JULY 26, 1975

Acquired: Signed as a free agent on January 22, 1999; Signed as a free agent on June 30, 2001
 Departed: Contract voided by NBA on October 25, 2000; Traded to Milwaukee with Anthony Peeler for Sam Cassell and Ervin Johnson on June 27, 2003

YEAR	G-GS	MIN	FG	FGA	PCT	FT	FTA	PCT	OR	DR	TOT	A	PF-D	STL	TO	BLK	PTS	AVG
98-99	43-42	1418	223	522	.427	142	188	.755	154	200	354	68	147-3	32	66	66	588	13.7
99-00	78-9	1975	289	623	.464	195	258	.756	186	298	484	88	302-8	45	119	85	774	9.9
01-02	72-63	1922	297	581	.511	171	206	.830	152	301	453	82	250-2	39	86	59	767	10.7
02-03	54-21	1117	151	328	.460	102	131	.779	111	159	270	38	171-2	14	43	55	404	7.5
TOTAL	247-135	6432	960	2054	.467	610	783	.779	603	958	1561	276	870-16	130	314	265	2533	10.3

Three-point FG: 98-99, 0-3 (.000); 99-00, 1-1 (1.000); 01-02, 2-3 (.667); 02-03, 0-2 (.000); Total: 3-9 (.333)

PLAYOFFS																		
YEAR	G-GS	MIN	FG	FGA	PCT	FT	FTA	PCT	OR	DR	TOT	A	PF-D	STL	TO	BLK	PTS	AVG
98-99	4-4	120	11	37	.297	8	11	.727	10	16	26	5	15-0	2	5	8	30	7.5
99-00	4-0	79	8	17	.471	2	2	1.000	7	5	12	1	15-0	3	4	1	18	4.5
01-02	3-1	43	3	7	.429	7	8	.875	4	7	11	0	8-0	0	1	1	13	4.3
02-03	5-1	40	4	6	.667	6	6	1.000	0	6	6	0	14-0	1	3	1	14	2.8
TOTAL	16-6	282	26	67	.388	23	27	.852	21	34	55	6	52-0	6	13	11	75	4.7

Three-point FG: 99-00, 0-1 (.000)

SNYDER, KIRK COLLEGE: NEVADA '04 NO: 30 POS: G HT: 6-6 BIRTHDATE: JUNE 5, 1983

Acquired: From Houston along with a future second-round pick and cash considerations for Gerald Green on February 21, 2008
 Departed: Unrestricted free agent on July 1, 2008

YEAR	G-GS	MIN	FG	FGA	PCT	FT	FTA	PCT	OR	DR	TOT	A	PF-D	STL	TO	BLK	PTS	AVG
07-08	27-18	680	83	161	.516	58	77	.753	25	89	114	56	49-0	19	48	14	227	8.4

Three-point FG: 3-14 (.214)



FORMER PLAYER STATS

SPENCER, FELTON COLLEGE: LOUISVILLE '90 NO: 50 POS: C HT: 7-0 BIRTHDATE: JANUARY 5, 1968

Acquired: 1990 NBA Draft (1st Round/6th overall)
 Departed: Traded to Utah for Mike Brown on June 30, 1993

YEAR	G-GS	MIN	FG	FGA	PCT	FT	FTA	PCT	OR	DR	TOT	A	PF-D	STL	TO	BLK	PTS	AVG
90-91	81-46	2099	195	381	.512	182	252	.722	272	369	641	25	337-14	48	77	121	572	7.1
91-92	61-54	1481	141	331	.426	123	178	.691	167	268	435	53	241-7	27	70	79	405	6.6
92-93	71-48	1296	105	226	.465	83	127	.654	134	190	324	17	243-10	23	70	66	293	4.1
TOTAL	213-148	4876	441	938	.470	388	557	.697	573	827	1400	95	821-31	98	217	266	1270	6.0

Three-point FG: 90-91, 0-1 (.000)

SPREWELL, LATRELL COLLEGE: ALABAMA '92 NO: 8 POS: G/F HT: 6-5 BIRTHDATE: SEPTEMBER 8, 1970

Acquired: From New York in a four-team trade that sent Terrell Brandon to Atlanta and Marc Jackson to Philadelphia on July 23, 2003
 Departed: Unrestricted free agent on July 1, 2005

YEAR	G-GS	MIN	FG	FGA	PCT	FT	FTA	PCT	OR	DR	TOT	A	PF-D	STL	TO	BLK	PTS	AVG
03-04	82-82	3100	518	1266	.409	240	295	.814	56	254	310	286	101-0	88	158	21	1375	16.8
04-05	80-79	2450	398	961	.414	156	188	.830	65	189	254	179	124-0	53	127	21	1021	12.8
TOTAL	162-161	5550	916	2227	.412	396	483	.820	121	443	564	465	225-0	141	285	42	2396	14.8

Three-point FG: 03-04, 99-299 (.331); 04-05, 69-211 (.327); Total: 168-510, (.329)

PLAYOFFS

YEAR	G-GS	MIN	FG	FGA	PCT	FT	FTA	PCT	OR	DR	TOT	A	PF-D	STL	TO	BLK	PTS	AVG
03-04	18-16	771	130	309	.421	60	77	.779	11	68	79	72	35-0	29	47	12	357	19.8

Three-point FG: 03-04, 37-96 (.385)

STEPHENSON, LANCE COLLEGE: CINCINNATI '10 NO: 7 POS: G/F HT: 6-5 BIRTHDATE: SEPTEMBER 5, 1990

Acquired: Signed to a first 10-day contract on February 8, 2017
 Departed: 10-day contract expired on March 18, 2017

YEAR	G-GS	MIN	FG	FGA	PCT	FT	FTA	PCT	OR	DR	TOT	A	PF-D	STL	TO	BLK	PTS	AVG
16-17	6-0	67	10	21	.476	1	2	.500	0	10	10	5	2-0	0	4	0	21	3.5

Three-point FG: 0-2 (.000)

STIEMSMA, GREG COLLEGE: WISCONSIN '08 NO: 34 POS: C HT: 6-11 BIRTHDATE: SEPTEMBER 26, 1985

Acquired: Signed as a free agent on August 2, 2012
 Departed: Waived on July 7, 2013

YEAR	G-GS	MIN	FG	FGA	PCT	FT	FTA	PCT	OR	DR	TOT	A	PF-D	STL	TO	BLK	PTS	AVG
12-13	76-19	1209	127	278	.457	53	69	.768	61	200	261	30	184-3	44	59	90	307	4.0

STRICKLAND, ROD COLLEGE: DEPAUL '88 NO: 1 POS: G HT: 6-3 BIRTHDATE: JULY 11, 1966

Acquired: Signed as a free agent on October 27, 2002
 Departed: Unrestricted free agent on July 1, 2003

YEAR	G-GS	MIN	FG	FGA	PCT	FT	FTA	PCT	OR	DR	TOT	A	PF-D	STL	TO	BLK	PTS	AVG
02-03	47-8	956	120	278	.432	79	107	.738	20	75	95	215	55-0	46	76	6	320	6.8

Three-point FG: 02-03, 1-11 (.091)

PLAYOFFS



FORMER PLAYER STATS

YEAR	G-GS	MIN	FG	FGA	PCT	FT	FTA	PCT	OR	DR	TOT	A	PF-D	STL	TO	BLK	PTS	AVG
02-03	6-0	73	11	21	.524	6	6	1.000	0	6	6	17	5-0	4	8	2	28	4.7

SZCZERBIAK, WALLY COLLEGE: MIAMI (OHIO) '99 NO: 10 POS: F HT: 6-7 BIRTHDATE: MARCH 5, 1977

Acquired: 1999 NBA Draft (1st Round/6th overall)
 Departed: Traded to Boston along with Michael Olowokandi, Dwayne Jones and a future first-round draft pick in exchange for Ricky Davis, Marcus Banks, Justin Reed and two conditional second-round draft picks (2006 and 2008) on January 26, 2006

YEAR	G-GS	MIN	FG	FGA	PCT	FT	FTA	PCT	OR	DR	TOT	A	PF-D	STL	TO	BLK	PTS	AVG
99-00	73-53	2171	342	669	.511	133	161	.826	89	183	272	201	175-3	58	83	23	845	11.6
00-01	82-82	2856	469	920	.510	181	208	.870	133	314	447	260	226-4	59	138	33	1145	14.0
01-02	82-82	3117	609	1200	.508	226	272	.831	120	271	391	257	188-1	66	181	21	1531	18.7
02-03	52-42	1836	351	729	.481	150	173	.867	53	188	241	136	123-0	44	87	22	913	17.6
03-04	28-0	622	106	236	.449	53	64	.828	24	64	88	33	42-0	12	42	1	285	10.2
04-05	81-37	2558	465	919	.506	260	304	.855	82	221	303	191	178-0	40	132	16	1253	15.5
05-06	40-40	1555	292	590	.495	163	182	.896	36	154	190	112	90-0	21	86	15	805	20.1
TOTAL	438-336	14715	2634	5263	.501	1166	1364	.855	537	1395	1932	1391	1022-8	300	749	131	6777	15.5

Three-point FG: 99-00, 28-78 (.359); 00-01, 26-77 (.338); 01-02, 87-191 (.455); 02-03, 61-145 (.421); 03-04, 20-46 (.435); 04-05, 63-169 (.373); 05-06, 58-143 (.406); Total: 343-849 (.404)

PLAYOFFS																		
YEAR	G-GS	MIN	FG	FGA	PCT	FT	FTA	PCT	OR	DR	TOT	A	PF-D	STL	TO	BLK	PTS	AVG
99-00	4-4	94	12	30	.400	0	0	---	2	6	8	2	7-0	3	1	1	24	6.0
00-01	4-4	143	18	37	.486	20	25	.800	4	14	18	10	6-0	5	12	3	56	14.0
01-02	3-3	131	21	44	.477	16	18	.889	9	12	21	6	8-0	2	8	0	60	20.0
02-03	6-6	252	29	61	.475	26	30	.867	6	24	30	13	19-0	6	18	1	87	14.5
03-04	12-0	298	47	112	.420	38	41	.927	9	30	39	20	31-0	6	24	2	142	11.8
TOTAL	29-17	918	127	284	.447	100	114	.877	30	86	116	51	71-0	22	63	7	369	12.7

Three-point FG: 99-00, 0-3 (.000); 00-01, 0-1 (.000); 01-02, 2-9 (.222); 02-03, 3-14 (.214); 03-04, 10-29 (.345); Total: 15-56 (.268)

TEAGUE, JEFF COLLEGE: WAKE FOREST '09 NO: 0 POS: G HT: 6-3 BIRTHDATE: JUNE 10, 1988

Acquired: Via free agency on July 10, 2017
 Departed: Traded to Atlanta with Treveon Graham for Allen Crabbe on January 16, 2020

YEAR	G-GS	MIN	FG	FGA	PCT	FT	FTA	PCT	OR	DR	TOT	A	PF-D	STL	TO	BLK	PTS	AVG
17-18	70-70	2311	354	794	.446	202	239	.845	24	185	209	492	171-0	102	177	23	994	14.2
18-19	42-41	1264	176	416	.423	123	153	.804	16	90	106	343	90-1	43	97	18	510	12.1
19-20	34-13	945	145	324	.448	125	144	.868	15	73	88	208	70-0	25	76	13	448	13.2
TOTAL	146-124	4521	675	1534	.440	450	536	.840	55	348	403	1043	331-1	170	350	54	1952	13.4

Three-point FG: 17-18, 84-228 (.368); 18-19, 35-105 (.333); 19-20, 33-87 (.379); Total: 152-420 (.362)

TELFAIR, SEBASTIAN HIGH SCHOOL: ABRAHAM LINCOLN '04 NO: 3 POS: G HT: 6-0 BIRTHDATE: JUNE 9, 1985

Acquired: From Boston with Al Jefferson, Gerald Green, Ryan Gomes, Theo Ratliff and two future first-round picks for Kevin Garnett on July 31, 2007; From Cleveland with Delonte West for Ryan Hollins, Ramon Sessions and a future second-round pick on July 26, 2010
 Departed: Traded to the L.A. Clippers with Mark Madsen and Craig Smith for Quentin Richardson on July 20, 2009; Unrestricted free agent on July 1, 2011

YEAR	G-GS	MIN	FG	FGA	PCT	FT	FTA	PCT	OR	DR	TOT	A	PF-D	STL	TO	BLK	PTS	AVG
07-08	60-51	1933	223	556	.401	78	105	.743	16	119	135	355	171-1	59	111	11	556	9.3
08-09	75-43	2095	267	697	.383	131	160	.819	32	95	127	343	184-3	73	146	12	738	9.8
10-11	37-8	711	97	241	.402	44	60	.733	17	37	54	111	64-1	25	64	3	266	7.2
TOTAL	172-102	4739	587	1494	.393	253	325	.778	65	251	316	809	419-5	157	321	26	1560	9.1

Three-point FG: 07-08, 32-114 (.281); 08-09, 73-211 (.346); 10-11, 28-78 (.359); Total: 133-403 (.330)

TERRELL, JARED COLLEGE: RHODE ISLAND '18 NO: 2 POS: G HT: 6-3 BIRTHDATE: FEBRUARY 10, 1995



FORMER PLAYER STATS

Acquired: Signed as a free agent to a two-way contract on July 5, 2018
 Departed: Unrestricted free agent on July 1, 2019

YEAR	G-GS	MIN	FG	FGA	PCT	FT	FTA	PCT	OR	DR	TOT	A	PF-D	STL	TO	BLK	PTS	AVG
94-95	14-0	111	12	39	.308	4	17	.235	3	6	.500	12	16-0	3	10	2	31	2.2

Three-point FG: 4-17 (.235)

THOMAS, JIM COLLEGE: INDIANA '83 NO: 20 POS: G HT: 6-2 BIRTHDATE: OCTOBER 19, 1960

Acquired: Signed as a free agent on October 30, 1990
 Departed: Released on November 10, 1990

YEAR	G-GS	MIN	FG	FGA	PCT	FT	FTA	PCT	OR	DR	TOT	A	PF-D	STL	TO	BLK	PTS	AVG
90-91	3-0	14	1	4	.250	0	0	.000	0	0	0	1	0-0	1	1	0	2	0.7

THOMAS, JOHN COLLEGE: MINNESOTA '97 NO: 12 POS: F HT: 6-9 BIRTHDATE: SEPTEMBER 8, 1975

Acquired: Signed as a free agent on October 4, 2004; Signed as a free agent on January 10, 2005
 Departed: Released on November 1, 2004; Unrestricted free agent on July 1, 2005

YEAR	G-GS	MIN	FG	FGA	PCT	FT	FTA	PCT	OR	DR	TOT	A	PF-D	STL	TO	BLK	PTS	AVG
04-05	44-8	521	42	86	.488	27	46	.587	39	58	97	17	82-1	15	18	13	111	2.5

THORNTON, BOB COLLEGE: UC IRVINE '84 NO: 25 POS: F HT: 6-10 BIRTHDATE: JULY 10, 1962

Acquired: From Philadelphia for a 1991 second-round draft pick on November 10, 1990
 Departed: Unrestricted free agent on July 1, 1991

YEAR	G-GS	MIN	FG	FGA	PCT	FT	FTA	PCT	OR	DR	TOT	A	PF-D	STL	TO	BLK	PTS	AVG
90-91	12-1	110	4	13	.308	8	10	.800	1	14	15	1	18-0	0	9	3	16	1.3

TOLLIVER, ANTHONY COLLEGE: CREIGHTON '07 NO: 44/43 POS: F HT: 6-8 BIRTHDATE: JUNE 1, 1985

Acquired: Signed as a free agent on August 9, 2010; Signed as a free agent on July 9, 2018
 Departed: Unrestricted free agent on July 1, 2012; Unrestricted free agent on July 1, 2019

YEAR	G-GS	MIN	FG	FGA	PCT	FT	FTA	PCT	OR	DR	TOT	A	PF-D	STL	TO	BLK	PTS	AVG
10-11	65-4	1362	141	313	.450	105	131	.802	92	203	295	82	145-1	28	49	28	434	6.7
11-12	51-0	882	71	182	.390	41	55	.745	50	103	153	22	86-1	18	35	19	208	4.1
18-19	65-0	1079	99	259	.382	47	60	.783	15	162	177	46	91-0	17	36	21	326	5.0
TOTAL	181-4	3323	311	754	.412	193	246	.785	157	468	625	150	322-2	63	120	68	968	5.3

Three-point FG: 10-11, 47-115 (.409); 11-12, 25-101 (.248); 18-19, 81-215 (.377); Total: 153-431 (.355)

TRENT, GARY COLLEGE: OHIO '95 NO: 20 POS: F HT: 6-8 BIRTHDATE: SEPTEMBER 22, 1974

Acquired: Signed as a free agent on October 2, 2001
 Departed: Unrestricted free agent on July 1, 2004

YEAR	G-GS	MIN	FG	FGA	PCT	FT	FTA	PCT	OR	DR	TOT	A	PF-D	STL	TO	BLK	PTS	AVG
01-02	64-10	1140	193	381	.507	92	144	.639	104	166	270	60	160-0	21	58	27	478	7.5
02-03	80-22	1221	208	389	.535	60	101	.594	106	185	291	77	142-0	32	59	23	476	6.0
03-04	68-2	1025	155	328	.473	69	91	.758	83	133	216	49	129-2	12	54	17	379	5.6
TOTAL	212-34	3386	556	1098	.506	221	336	.658	293	484	777	186	431-2	65	171	67	1333	6.3

Three-point FG: 01-02, 0-2 (.000); 02-03, 0-2 (.000); 03-04, 0-6 (.000); Total: 0-10 (.000)

PLAYOFFS YEAR	G-GS	MIN	FG	FGA	PCT	FT	FTA	PCT	OR	DR	TOT	A	PF-D	STL	TO	BLK	PTS	AVG
01-02	3-0	48	8	16	.500	3	6	.500	5	4	9	1	8-0	0	3	0	19	6.3



FORMER PLAYER STATS

02-03	6-0	42	5	14	.357	4	6	.667	4	3	7	1	6-0	1	4	0	14	2.3
03-04	13-0	70	8	25	.320	5	8	.625	6	6	12	2	11-0	0	3	0	21	1.6
TOTAL	22-0	160	21	55	.382	12	20	.600	15	13	28	4	25-0	1	10	0	54	2.5

Three-point FG: 03-04, 0-2 (.000)

TSKITISHVILI, NIKOLOZ FROM: GEORGIA NO: 17 POS: F HT: 7-0 BIRTHDATE: APRIL 14, 1983

Acquired: Signed as a free agent on August 9, 2005
 Departed: Traded to Phoenix for for a 2006 second-round draft pick on January 26, 2006

YEAR	G-GS	MIN	FG	FGA	PCT	FT	FTA	PCT	OR	DR	TOT	A	PF-D	STL	TO	BLK	PTS	AVG
05-06	5-0	13	1	4	.250	1	2	.500	0	2	2	0	0-0	0	2	0	3	0.6

TUCKER, ALANDO COLLEGE: WISCONSIN '07 NO: 29 POS: F HT: 6-6 BIRTHDATE: FEBRUARY 11, 1984

Acquired: From Phoenix with a future second-round pick and cash considerations for Jason Hart on December 29, 2009
 Departed: Waived on March 22, 2010

YEAR	G-GS	MIN	FG	FGA	PCT	FT	FTA	PCT	OR	DR	TOT	A	PF-D	STL	TO	BLK	PTS	AVG
09-10	4-0	25	4	9	.444	0	0	---	1	2	3	1	1-0	0	1	0	8	2.0

TURIAF, RONNY COLLEGE: GONZAGA '05 NO: 32 POS: C HT: 6-10 BIRTHDATE: JANUARY 13, 1983

Acquired: Signed as a free agent on July 18, 2013
 Departed: Traded in a three-team to Philadelphia that sent Corey Brewer to Houston and brought Troy Daniels and two second round picks back to Minnesota on December 19, 2014

YEAR	G-GS	MIN	FG	FGA	PCT	FT	FTA	PCT	OR	DR	TOT	A	PF-D	STL	TO	BLK	PTS	AVG
13-14	31-10	606	64	107	.598	21	50	.420	55	119	174	24	65-1	8	24	50	149	4.8
14-15	2-0	19	0	0	---	0	0	---	0	1	1	2	0-0	0	0	0	0	---
TOTAL	33-10	625	64	107	.598	21	50	.420	55	120	175	26	65-1	8	24	50	149	4.8

VANDERBILT, JARRED COLLEGE: KENTUCKY '18 NO: 8 POS: F HT: 6-9 BIRTHDATE: APRIL 3, 1999

Acquired: Via trade from Denver on February 5, 2020
 Departed: Traded to Utah on July 6, 2022

YEAR	G-GS	MIN	FG	FGA	PCT	FT	FTA	PCT	OR	DR	TOT	A	PF-D	STL	TO	BLK	PTS	AVG
19-20	2-0	5	0	1	.000	2	2	1.000	0	1	1	0	0-0	0	0	0	2	1.0
20-21	64-30	1139	143	236	.606	57	102	.559	118	250	368	76	123-0	64	53	46	344	5.4
21-22	74-67	1881	212	361	.587	86	131	.656	215	409	624	94	181-4	99	73	46	163	6.9
TOTAL	140-97	3024	355	598	.594	145	235	.617	333	660	993	170	304-4	163	126	92	858	6.1

VETRA, GUNDARS FROM: LATVIA NO: 2 POS: G/F HT: 6-6 BIRTHDATE: MAY 22, 1967

Acquired: Signed as a free agent on July 2, 1992
 Departed: Unrestricted free agent on July 1, 1993

YEAR	G-GS	MIN	FG	FGA	PCT	FT	FTA	PCT	OR	DR	TOT	A	PF-D	STL	TO	BLK	PTS	AVG
92-93	13-0	89	19	40	.475	4	6	.667	4	4	8	6	12-0	2	2	0	45	3.5

Three-point FG: 3-3 (1.000)

VRANKOVIC, STOJKO FROM: CROATIA NO: 11 POS: C HT: 7-2 BIRTHDATE: JANUARY 22, 1964

Acquired: Signed as a free agent on September 6, 1996
 Departed: Traded to L.A. Clippers for Stanley Roberts on June 25, 1997

YEAR	G-GS	MIN	FG	FGA	PCT	FT	FTA	PCT	OR	DR	TOT	A	PF-D	STL	TO	BLK	PTS	AVG
------	------	-----	----	-----	-----	----	-----	-----	----	----	-----	---	------	-----	----	-----	-----	-----



FORMER PLAYER STATS

96-97	53-35	766	78	139	.561	25	37	.676	57	111	168	14	121-0	10	52	67	181	3.4
Playoffs	G-GS	MIN	FG	FGA	PCT	FT	FTA	PCT	OR	DR	TOT	A	PF-D	STL	TO	BLK	PTS	AVG
96-97	1-0	6	0	2	.000	0	0	----	1	0	1	3	0-0	0	0	0	0	0.0

WALKER, ANTOINE COLLEGE: KENTUCKY '96 NO: 24 POS: F HT: 6-9 BIRTHDATE: AUGUST 12, 1976

Acquired: From Miami with Michael Doleac, Wayne Simien, a future first-round draft pick and cash considerations for Mark Blount and Ricky Davis on October 24, 2007
 Departed: Traded to Memphis with Greg Buckner, Marko Jaric and the draft rights to O.J. Mayo for Brian Cardinal, Jason Collins, Mike Miller and the draft rights to Kevin Love on June 26, 2008

YEAR	G-GS	MIN	FG	FGA	PCT	FT	FTA	PCT	OR	DR	TOT	A	PF-D	STL	TO	BLK	PTS	AVG
07-08	46-1	892	136	375	.363	35	66	.530	56	112	168	45	80-0	33	46	8	368	8.0

Three-point FG: 61-188 (.324)

WEBB, SPUD COLLEGE: NORTH CAROLINA STATE '85 NO: 4 POS: G HT: 5-7 BIRTHDATE: JULY 13, 1963

Acquired: From Atlanta with Andrew Lang for Christian Laettner and Sean Rooks on February 22, 1996
 Departed: Unrestricted free agent July 11, 1996

YEAR	G-GS	MIN	FG	FGA	PCT	FT	FTA	PCT	OR	DR	TOT	A	PF-D	STL	TO	BLK	PTS	AVG
95-96	26-21	645	82	208	.394	51	58	.879	7	33	40	154	41-0	25	59	5	244	9.4

Three-point FG: 29-72 (.403)

WEBSTER, MARTELL HIGH SCHOOL: SEATTLE PREP HS (SEATTLE, WA) NO: 5 POS: G/F HT: 6-7 BIRTHDATE: DECEMBER 4, 1986

Acquired: From Portland in exchange for the draft rights to Luke Babbitt and Ryan Gomes on June 24, 2010
 Departed: Waived on July 13, 2012

YEAR	G-GS	MIN	FG	FGA	PCT	FT	FTA	PCT	OR	DR	TOT	A	PF-D	STL	TO	BLK	PTS	AVG
10-11	46-1	1094	152	340	.447	94	122	.770	36	111	147	53	101	28	58	9	453	9.8
11-12	47-26	1140	115	272	.423	57	72	.792	42	126	168	40	86	31	46	17	324	6.9
TOTAL	93-27	2234	267	612	.436	151	194	.778	78	237	315	93	187	59	104	26	777	8.4

Three-point FG: 10-11, 55-132 (.417); 11-12, 37-109 (.339); Total: 92-241 (.382)

WEST, DOUG COLLEGE: VILLANOVA '89 NO: 5 POS: G/F HT: 6-6 BIRTHDATE: MAY 27, 1967

Acquired: 1989 NBA Draft (2nd Round/38th overall)
 Departed: Traded to Vancouver for Anthony Peeler on February 18, 1998

YEAR	G-GS	MIN	FG	FGA	PCT	FT	FTA	PCT	OR	DR	TOT	A	PF-D	STL	TO	BLK	PTS	AVG
89-90	52-0	378	53	135	.393	26	32	.813	24	46	70	18	61-0	10	31	6	135	2.6
90-91	75-1	824	118	246	.480	58	84	.690	56	80	136	48	115-0	35	41	23	294	3.9
91-92	80-72	2540	463	894	.518	186	231	.805	107	150	257	281	239-1	66	120	26	1116	14.0
92-93	80-80	3104	646	1249	.517	249	296	.841	89	158	247	235	279-1	85	165	21	1543	19.3
93-94	72-61	2182	434	891	.487	187	231	.810	61	170	231	172	236-3	65	137	24	1056	14.7
94-95	71-65	2328	351	762	.461	206	246	.837	60	167	227	185	250-4	65	126	24	919	12.9
95-96	73-16	1639	175	393	.445	114	144	.792	48	113	161	119	228-2	30	81	17	465	6.4
96-97	68-66	1920	226	484	.467	64	94	.681	37	111	148	113	218-3	61	66	24	531	7.8
97-98	38-10	688	64	171	.374	29	40	.725	23	59	82	45	97-1	11	21	5	157	4.1
TOTAL	609-371	15603	2530	5225	.484	1119	1398	.800	505	1417	1922	1216	1723-15	428	788	170	6216	10.2

Three-point FG: 89-90, 3-11 (.273); 90-91, 0-1 (.000); 91-92, 4-23 (.174); 92-93, 2-23 (.087); 93-94, 1-8 (.125); 94-95, 11-61 (.180); 95-96, 1-13 (.077); 96-97, 15-45 (.333); 97-98, 0-2 (.000); Total: 37-187 (.198)

PLAYOFFS	G-GS	MIN	FG	FGA	PCT	FT	FTA	PCT	OR	DR	TOT	A	PF-D	STL	TO	BLK	PTS	AVG
96-97	3-3	87	12	22	.545	9	9	1.000	0	4	4	6	11-0	2	1	1	33	11.0



FORMER PLAYER STATS

Three-point FG: 0-2 (.000)

WHEAT, DEJUAN COLLEGE: LOUISVILLE '97 NO: 32 POS: G HT: 6-0 BIRTHDATE: OCTOBER 14, 1973

Acquired: Signed as a free agent on October 23, 1997
 Departed: Unrestricted free agent on July 1, 1998

YEAR	G-GS	MIN	FG	FGA	PCT	FT	FTA	PCT	OR	DR	TOT	A	PF-D	STL	TO	BLK	PTS	AVG
97-98	34-0	150	20	50	.400	9	15	.600	3	8	11	25	12-0	6	9	1	57	1.7

Three-point FG: 8-17 (.471)

PLAYOFFS

YEAR	G-GS	MIN	FG	FGA	PCT	FT	FTA	PCT	OR	DR	TOT	A	PF-D	STL	TO	BLK	PTS	AVG
97-98	1-0	3	1	2	.500	0	0	---	0	1	1	0	0-0	1	0	0	2	2.0

WIGGINS, ANDREW COLLEGE: KANSAS '14 NO: 22 POS: F HT: 6-7 BIRTHDATE: FEBRUARY 23, 1995

Acquired: As part of a 3-team trade, traded by the Cleveland Cavaliers with Anthony Bennett and a trade exception to the Timberwolves for Luc Mbah a Moute and Alexey Shved to the Philadelphia 76ers; and the Philadelphia 76ers traded Thaddeus Young
 Departed: Traded to Golden State for Jacob Evans, D'Angelo Russell and Omari Spellman.

YEAR	G-GS	MIN	FG	FGA	PCT	FT	FTA	PCT	OR	DR	TOT	A	PF-D	STL	TO	BLK	PTS	AVG
14-15	82-82	2969	497	1137	.437	354	466	.760	134	240	374	170	190-0	86	177	50	1387	16.9
15-16	81-81	2845	594	1294	.459	430	565	.761	105	186	291	164	165-1	78	182	46	1675	20.7
16-17	82-82	3048	709	1570	.452	412	542	.760	102	226	328	189	183-2	82	187	30	1933	23.6
17-18	82-82	2979	569	1300	.438	202	314	.643	82	276	358	160	163-1	91	138	51	1452	17.7
18-19	73-73	2543	498	1209	.412	207	296	.699	83	269	352	184	153-2	70	138	48	1321	18.1
19-20	42-42	1455	351	790	.444	149	207	.720	48	171	219	155	101-1	29	107	36	942	22.4
TOTAL	442-442	15839	3218	7300	.441	1754	2390	.734	554	1368	1922	1022	955-7	436	929	261	8710	19.7

Three-point FG: 14-15, 39-126 (.310); 15-16, 57-190 (.300); 16-17, 103-289 (.356); 17-18, 112-338 (.331); 18-19, 118-348 (.339); 19-20, 91-275 (.331); Total: 520-1566 (.332)

PLAYOFFS

YEAR	G-GS	MIN	FG	FGA	PCT	FT	FTA	PCT	OR	DR	TOT	A	PF-D	STL	TO	BLK	PTS	AVG
17-18	5-5	164	30	68	.441	12	20	.600	5	21	26	10	14-0	2	9	2	79	15.8

Three-point FG: 7-21 (.333)

WILLIAMS, C.J. COLLEGE: NORTH CAROLINA STATE '12 NO: 12 POS: G HT: 6-5 BIRTHDATE: FEBRUARY 6, 1990

Acquired: Signed as a free agent to a two-way contract on July 31, 2018
 Departed: Unrestricted free agent on July 1, 2019

YEAR	G-GS	MIN	FG	FGA	PCT	FT	FTA	PCT	OR	DR	TOT	A	PF-D	STL	TO	BLK	PTS	AVG
18-19	15-0	128	17	35	.486	0	1	.000	1	7	8	12	16-0	6	5	0	39	2.6

Three-point FG: 5-16 (.313)

WILLIAMS, MO COLLEGE: ALABAMA '03 NO: 25 POS: G HT: 6-1 BIRTHDATE: DECEMBER 19, 1982

Acquired: Signed as a free agent on July 30, 2014
 Departed: Traded to Charlotte with Troy Daniels in exchange for Gary Neal and a second-round pick on Feb. 10, 2015

YEAR	G-GS	MIN	FG	FGA	PCT	FT	FTA	PCT	OR	DR	TOT	A	PF-D	STL	TO	BLK	PTS	AVG
14-15	41-19	1149	180	447	.403	80	94	.851	13	85	98	261	103-0	30	102	8	499	12.2

Three-point FG: 14-15, 59-170 (.347)

WILKINS, DAMIEN COLLEGE: GEORGIA '04 NO: 3 POS: F HT: 6-6 BIRTHDATE: JANUARY 11, 1980



FORMER PLAYER STATS

Acquired: From Oklahoma City with Chucky Atkins for Etan Thomas and two future second-round picks on July 27, 2009
 Departed: Unrestricted free agent on July 1, 2010

YEAR	G-GS	MIN	FG	FGA	PCT	FT	FTA	PCT	OR	DR	TOT	A	PF-D	STL	TO	BLK	PTS	AVG
09-10	80-31	1585	165	381	.433	103	129	.798	72	177	249	135	144-0	66	76	25	451	5.6

Three-point FG: 18-61 (.295)

WILKS, MIKE COLLEGE: RICE '02 NO: 29 POS: G HT: 5-10 BIRTHDATE: MAY 7, 1979

Acquired: Signed as a free agent on February 12, 2003
 Departed: Qualifying offer rescinded on September 2, 2003

YEAR	G-GS	MIN	FG	FGA	PCT	FT	FTA	PCT	OR	DR	TOT	A	PF-D	STL	TO	BLK	PTS	AVG
02-03	31-0	324	21	67	.313	16	18	.889	11	19	30	50	31-0	11	12	3	62	2.0

Three-point FG: 02-03, 4-18 (.222)

PLAYOFFS	YEAR	G-GS	MIN	FG	FGA	PCT	FT	FTA	PCT	OR	DR	TOT	A	PF-D	STL	TO	BLK	PTS	AVG
	02-03	4-0	7	1	2	.500	0	0	---	0	0	0	0	3-0	0	0	0	3	0.8

Three-point FG: 1-1 (1.000)

WILLIAMS, COREY COLLEGE: OKLAHOMA STATE '92 NO: 12 POS: G HT: 6-2 BIRTHDATE: APRIL 24, 1970

Acquired: Signed as a free agent on February 21, 1994
 Departed: Released on February 28, 1994

YEAR	G-GS	MIN	FG	FGA	PCT	FT	FTA	PCT	OR	DR	TOT	A	PF-D	STL	TO	BLK	PTS	AVG
93-94	4-0	46	5	13	.385	1	1	1.000	1	5	6	6	6-0	2	2	0	11	2.8

Three-point FG: 0-1 (.000)

WILLIAMS, DERRICK COLLEGE: ARIZONA '11 NO: 7 POS: F HT: 6-8 BIRTHDATE: MAY 25, 1991

Acquired: 2011 NBA Draft (1st Round/2nd overall)
 Departed: Traded to Sacramento in exchange for Luc Richard Mbah a Moute on November 26, 2013

YEAR	G-GS	MIN	FG	FGA	PCT	FT	FTA	PCT	OR	DR	TOT	A	PF-D	STL	TO	BLK	PTS	AVG
11-12	66-15	1418	205	498	.412	136	195	.697	77	234	311	38	95-0	30	77	31	583	8.8
12-13	78-56	1916	338	786	.430	192	272	.706	96	334	430	46	127-0	44	101	37	933	12.0
13-14	11-0	162	19	54	.352	14	16	.875	3	23	26	1	9-0	4	6	4	54	4.9
TOTAL	155-71	3496	562	1338	.420	342	483	.708	176	591	767	85	231-0	78	184	72	1570	10.1

Three-point FG: 11-12, 37-138 (.268); 12-13, 65-196 (.332); 13-14, 2-15 (.133); Total: 104-349 (.298)

WILLIAMS, MICHAEL COLLEGE: BAYLOR '88 NO: 24/4 POS: G HT: 6-2 BIRTHDATE: JULY 23, 1966

Acquired: From Indiana with Chuck Person for Sam Mitchell and Pooh Richardson on September 8, 1992
 Departed: Traded to Toronto for the rights to Zeljko Rebraca and a future first-round pick on January 21, 1999

YEAR	G-GS	MIN	FG	FGA	PCT	FT	FTA	PCT	OR	DR	TOT	A	PF-D	STL	TO	BLK	PTS	AVG	
92-93	76-76	2661	353	791	.446	419	462	.907	84	189	273	661	268-7	118	227	23	1151	15.1	
93-94	71-66	2206	314	687	.457	333	397	.839	67	154	221	512	193-3	193	203	24	971	13.7	
94-95	1-1	28	1	4	.250	4	5	.800	0	1	1	3	3-0	3	3	0	6	6.0	
95-96	9-7	189	13	40	.325	28	33	.848	3	20	23	31	37-0	5	23	3	55	6.1	
96-97	Did not play - injured																		
97-98	25-0	161	16	48	.333	32	33	.970	2	12	14	32	24-0	9	16	2	64	2.6	
TOTAL	182-150	5245	697	1570	.444	816	930	.877	156	376	532	1239	525-10	328	452	52	2247	12.3	



FORMER PLAYER STATS

Three-point FG: 92-93, 26-107 (.243); 93-94, 10-45 (.222); 95-96, 1-3 (.333); 97-98, 0-4 (.000); Total: 37-159 (.233)

PLAYOFFS

YEAR	G-GS	MIN	FG	FGA	PCT	FT	FTA	PCT	OR	DR	TOT	A	PF-D	STL	TO	BLK	PTS	AVG
97-98	4-0	58	6	15	.400	7	9	.778	2	7	9	11	14-0	3	3	1	20	5.0

Three-point FG: 1-2 (.500)

WILLIAMS, SHELDEN COLLEGE: DUKE '06 NO: 23 POS: F HT: 6-9 BIRTHDATE: OCTOBER 21, 1983

Acquired: From Sacramento with Bobby Brown for Calvin Booth and Rashad McCants on February 19, 2009
 Departed: Unrestricted free agent on July 1, 2009

YEAR	G-GS	MIN	FG	FGA	PCT	FT	FTA	PCT	OR	DR	TOT	A	PF-D	STL	TO	BLK	PTS	AVG
08-09	15-0	207	30	68	.441	14	21	.667	24	51	75	4	28-0	10	8	8	74	4.9

WINTER, TREVOR COLLEGE: MINNESOTA '97 NO: 50 POS: C HT: 7-0 BIRTHDATE: JANUARY 7, 1974

Acquired: Signed as a free agent on January 3, 1999
 Departed: Released on May 4, 1999

YEAR	G-GS	MIN	FG	FGA	PCT	FT	FTA	PCT	OR	DR	TOT	A	PF-D	STL	TO	BLK	PTS	AVG
98-99	1-0	5	0	0	----	0	0	----	1	2	3	0	5-0	0	0	0	0	0.0

WOODS, LOREN COLLEGE: ARIZONA '01 NO: 3 POS: C HT: 7-1 BIRTHDATE: JUNE 21, 1978

Acquired: 2001 NBA Draft (2nd Round/46th overall)
 Departed: Unrestricted free agent on July 1, 2003

YEAR	G-GS	MIN	FG	FGA	PCT	FT	FTA	PCT	OR	DR	TOT	A	PF-D	STL	TO	BLK	PTS	AVG
01-02	60-0	516	33	96	.344	44	60	.733	46	76	122	22	60-0	17	36	34	110	1.8
02-03	38-11	353	29	76	.382	21	27	.778	27	68	95	19	37-0	10	23	13	80	2.1
TOTAL	98-11	869	62	172	.360	65	87	.747	73	144	217	41	97-0	27	59	47	190	1.9

Three-point FG: 01-02, 0-2 (.000); 02-03, 1-5 (.200); Total: 1-7 (.143)

PLAYOFFS

YEAR	G-GS	MIN	FG	FGA	PCT	FT	FTA	PCT	OR	DR	TOT	A	PF-D	STL	TO	BLK	PTS	AVG
02-03	2-0	2	1	3	.333	0	0	---	1	0	1	0	0-0	0	0	0	1	1.0

WRIGHT, BRACEY COLLEGE: INDIANA '05 NO: 6 POS: G HT: 6-3 BIRTHDATE: JULY 1, 1984

Acquired: 2005 NBA Draft (2nd Round/47th overall)
 Departed: Unrestricted free agent on July 1, 2007

YEAR	G-GS	MIN	FG	FGA	PCT	FT	FTA	PCT	OR	DR	TOT	A	PF-D	STL	TO	BLK	PTS	AVG
05-06	7-0	135	21	51	.412	14	16	.875	3	15	18	5	8-0	1	8	0	62	8.9
06-07	19-0	190	24	60	.400	13	18	.722	7	14	21	15	6-0	9	6	1	67	3.5
TOTAL	26-0	325	45	111	.405	27	34	.794	10	29	39	20	14	10	14	1	129	5.0

Three-point FG: 01-02, 0-2 (.000); 02-03, 1-5 (.200); Total: 1-7 (.143)

YOUNG, THADDEUS COLLEGE: GEORGIA TECH '07 NO: 33 POS: F HT: 6-8 BIRTHDATE: JUNE 21, 1988

Acquired: Acquired in a three-team trade from Philadelphia along with Anthony Bennett and Andrew Wiggins to Minnesota, Kevin Love to Cleveland and Luc Mbah a Moute and Alexey Shved to Philadelphia on Aug. 23, 2014.
 Departed: Traded to Brooklyn for Kevin Garnett on Feb. 19, 2015.

YEAR	G-GS	MIN	FG	FGA	PCT	FT	FTA	PCT	OR	DR	TOT	A	PF-D	STL	TO	BLK	PTS	AVG
14-15	48-48	1605	289	641	.451	88	129	.682	75	170	245	135	115-0	86	75	17	685	14.3

Three-point FG: 14-15, 19-65 (.292)



ALL-TIME JERSEY NUMBERS

SORTED BY FIRST REGULAR SEASON GAME IN A TIMBERWOLVES UNIFORM AND INCLUDES PLAYERS WHO HAVE APPEARED IN A GAME THROUGH THE 2021-2022 SEASON

0 Othys Jeffers Jeff Teague D'Angelo Russell	Adreian Payne Kris Dunn Anthony Brown Jared Terrell Jarred Vanderbilt Jaden McDaniels	7 Stanley Jackson Mark Davis Terrell Brandon Anthony Carter Greg Buckner Ramon Sessions Derrick Williams Lorenzo Brown Lance Stephenson James Nunnally Isaiah Canaan	Damjan Rudez Jake Layman	Brian Cardinal Nikola Pekovic	Stacey King Kevin Garnett	Mo Williams Derrick Rose McKinley Wright IV	Chris Richard Lazar Hayward Ronny Turiaf Karl-Anthony Towns	Kosta Koufos Justin Hamilton Juancho Hernangómez
1 Adrian Branch Scott Brooks Anthony Peeler Maurice Evans Rod Strickland Rashad McCants Bobby Brown Ryan Hollins Sundiata Gaines Alexey Shved Glenn Robinson III Sean Kilpatrick Tyus Jones Noah Vonleh Anthony Edwards	4 Tod Murphy Gerald Glass Brad Sellers Micheal Williams Spud Webb Chauncey Billups Keith McCleod Randy Foye Oleksiy Pecherov Wes Johnson Robbie Hummel Greg Smith Brandon Rush Jaylen Nowell	8 Rasho Nesterovic Latrell Sprewell Ryan Gomes Michael Beasley Malcolm Lee Zach LaVine Nemanja Bjelica Jerryd Bayless Jarred Vanderbilt	11 Stojko Vrankovic Brian Evans Todd Day Sasha Pavlovic Jose Juan Barea John Lucas III Jamal Crawford Naz Reid	15 Donald Royal Darrick Martin Bill Curley Gerald Green Nathan Jawai Maurice Ager Anthony Randolph Mickael Gelabale Shabazz Muhammad	22 Gerald Glass Tom Garrick Winston Garland Dean Garrett Clifford Rozier Corey Brewer A.J. Price Andrew Wiggins Ashton Hagans Patrick Beverley	26 James Robinson	33 Steve Johnson Richard Coffey Marques Bragg Andrae Patterson Mike Miller Dante Cunningham Thaddeus Young Adreian Payne Robert Covington	42 Sam Mitchell Donyell Marshall Theo Ratliff Kevin Love
2 Brad Sellers Gundars Vetra Askia Jones Malik Sealy	5 Doug West Will Avery Anthony Goldwire Craig Smith Martell Webster Will Conroy Josh Howard Gorgui Dieng Malik Beasley	9 Tod Murphy Sam Jacobson Kendall Gill Justin Reed Ricky Rubio Luol Deng Allen Crabbe Leandro Bolmaro	12 Corey Williams John Thomas Ronald Dupree Kevin Ollie Luc Richard Mbah a Moute Jeff Adrien Gary Neal Tayshaun Prince C.J. Williams Jacob Evans III Taurean Prince	16 Troy Hudson James Johnson	23 Tyrone Corbin Brian Davis Trenton Hassell Shelden Williams Kevin Martin Jimmy Butler Jarrett Culver	28 Andrew Lang	29 Mike Wilks Alando Tucker	43 Chris Carr Anthony Tolliver
3 Scott Roth Chris Smith Stephon Marbury Dennis Scott LaPhonso Ellis Loren Woods Oliver Miller Marcus Banks Sebastian Telfair Damien Wilkins Malcolm Lee Brandon Roy	6 Bracey Wright Jason Hart Robbie Hummel Jordan McLaughlin	10 Howard Easley Shane Heal Wally Szczerbiak Rodney Carney Jonny Flynn Chase Budinger	13 Luc Longley Felipe Lopez Mike James Luke Ridnour Corey Brewer Miroslav Raduljica Marcus Georges-Hunt Cameron Reynolds Shabazz Napier Nathan Knight	17 Charles Shackleford Nikoloz Tskitishvili Lou Amundson Ed Davis	27 Jordan Hill	30 Bob McCann Tellis Frank Pat Durham Terry Porter Mark Blount Kirk Snyder Troy Daniels Aaron Brooks Kelan Martin	34 Myron Brown Isaiah Rider Michael Olowokandi Jason Collins Greg Stiemsma	44 Greg Foster Cherokee Parks Anthony Peeler Ndudi Ebi Anthony Tolliver
			14 Robert Pack	18 Omri Casspi	24 Pooh Richardson Michael Williams Tom Gugliotta Bobby Jackson Quincy Lewis Richie Frahm Antoine Walker Anthony Bennett Andre Miller Justin Patton	31 Charles Smith Reggie Jordan Ricky Davis Darko Milicic Keita Bates-Diop	35 Sidney Lowe Reggie Slater Mark Madsen	45 Randy Breuer Chuck Person Sean Rooks Andrae Patterson Cole Aldrich
				20 Jim Thomas Tom Hammonds Gary Trent Chris Johnson Josh Okogie	25 Bob Thornton Marlon Maxey Marc Jackson Al Jefferson	32 Tellis Frank Christian Laettner DeJuan Wheat Joe Smith Fred Hoiberg	36 Igor Rakocevic Dario Šarić	47 Andrei Kirilenko
				21 Lance Blanks		37 Mike Brown Eric Riley Paul Grant Ervin Johnson	38 Mike Wilks Alando Tucker	48 Felton Spencer Trevor Winter Arinze Onuaku
						39 Tellis Frank Christian Laettner DeJuan Wheat Joe Smith Fred Hoiberg	40 Mike Brown Eric Riley Paul Grant Ervin Johnson	49 Andres Guibert Michael Doleac
						41 Thurl Bailey Eddie Griffin		



ALL-TIME JERSEY NUMBERS

SORTED BY FIRST REGULAR SEASON GAME IN A TIMBERWOLVES UNIFORM AND INCLUDES PLAYERS WHO HAVE APPEARED IN A GAME THROUGH THE 2020-2021 SEASON

52

Gary Leonard
Dan Godfread
Mark Randall
Calvin Booth
Brad Miller

53

Jerome Allen
Stanley Roberts

54

Brad Lohaus

55

Marko Jaric
Mitch Creek

67

Taj Gibson

88

Nemanja Bjelica



ALL-TIME COLLEGE ROSTER

SORTED BY FIRST REGULAR SEASON GAME IN A TIMBERWOLVES UNIFORM AND INCLUDES PLAYERS WHO HAVE APPEARED IN A GAME THROUGH THE 2021-2022 SEASON

ALABAMA

James Robinson
Latrell Sprewell
Mo Williams

ALABAMA-BIRMINGHAM

Stanley Jackson

ARIZONA

Sean Rooks
Loren Woods
Derrick Williams
Chase Budinger
Jordan Hill
Jerryd Bayless

ARKANSAS

Andrew Lang
Todd Day
Oliver Miller
Patrick Beverley

AUBURN

Chuck Person

AUSTIN PEAY

Trenton Hassell

BAYLOR

Michael Williams
Taurean Prince

BOSTON COLLEGE

Howard Easley
Bill Curley
Craig Smith

BOWLING GREEN

Keith McLeod

BUTLER

Kelan Martin

CALIFORNIA

Allen Crabbe

CAL SANTA BARBARA

James Nunnally

CAL STATE-FULLERTON

Bobby Brown

CINCINNATI

Sean Kilpatrick
Lance Stephenson
Jacob Evans III

CLEMSON

Greg Buckner

COLORADO

Chauncey Billups
McKinley Wright IV

COLORADO STATE

Pat Durham

CONNECTICUT

Chris Smith
Donyell Marshall
Kevin Ollie
A.J. Price
Jeff Adrien
Shabazz Napier

CREIGHTON

Anthony Tolliver
Justin Patton

DEPAUL

Tyrone Corbin
Rod Strickland

DUKE

Christian Laettner
Brian Davis
Cherokee Parks
Will Avery
Shelden Williams
Tyus Jones
Luol Deng

DUQUESNE

Mike James

EVANSVILLE

Dan Godfread

FLORIDA

Corey Brewer
Chris Richard
Mike Miller

FLORIDA STATE

Sam Cassell
Malik Beasley

FRESNO STATE

Greg Smith

GEORGETOWN

Charles Smith

GEORGE WASHINGTON

Mike Brown

GEORGIA

Damien Wilkins
Sundiata Gaines
Anthony Edwards

GEORGIA TECH

Stephon Marbury
Tom Hammonds

Dennis Scott

Thaddeus Young
Marcus Georges-Hunt
Josh Okogie

GONZAGA

Richie Frahm
Ronny Turiaf

HAWAII

Anthony Carter

HOUSTON

Anthony Goldwire

ILLINOIS

Kendall Gill

INDIANA

Jim Thomas
Dean Garrett
Andrae Patterson
Brian Evans
Bracey Wright
Noah Vonleh

IOWA

Brad Lohaus
Ricky Davis

IOWA STATE

Fred Hoiberg

KANSAS

Mark Randall
Andrew Wiggins
Cole Aldrich
Brandon Rush

KANSAS STATE

Askia Jones

Michael Beasley

KENTUCKY

Antoine Walker
Tayshaun Prince
Karl-Anthony Towns
Jarred Vanderbilt
Ashton Hagans

LOUISIANA STATE

Stanley Roberts
Ronald Dupree
Anthony Randolph
Chris Johnson
Justin Hamilton
Naz Reid

LOUISVILLE

Felton Spencer
DeJuan Wheat
Clifford Rozier
Gorgui Dieng

MARQUETTE

Lazar Hayward
Jimmy Butler

MARYLAND

Adrian Branch
Joe Smith
Jake Layman

MEMPHIS

Rodney Carney
Derrick Rose

MERCER

Sam Mitchell

MIAMI (OH)

Wally Szczerbiak

MICHIGAN

Eric Riley
Glenn Robinson III
Jamal Crawford

MICHIGAN STATE

Maurice Ager
Adreian Payne

MINNESOTA

Randy Breuer
Richard Coffey
Bobby Jackson
Trevor Winter
Sam Jacobson
Quincy Lewis
John Thomas

MISSISSIPPI

Gerald Glass
Justin Reed

MISSOURI

Gary Leonard
Anthony Peeler

MOREHEAD STATE

Bob McCann

MURRAY STATE

Isaiah Canaan

NEVADA

Kirk Snyder
Ramon Sessions

NEW MEXICO

Luc Longley

NEW MEXICO STATE



ALL-TIME COLLEGE ROSTER

SORTED BY FIRST REGULAR SEASON GAME IN A TIMBERWOLVES UNIFORM AND INCLUDES PLAYERS WHO HAVE APPEARED IN A GAME THROUGH THE 2019-2020 SEASON

Reggie Jordan

NEW ORLEANS

Ervin Johnson

NORTH CAROLINA

Rashad McCants
Wayne Ellington
Ed Davis

NORTH CAROLINA STATE

Sidney Lowe
Thurl Bailey
Charles Shackelford
Tom Gugliotta
Spud Webb
Lorenzo Brown
C. J. Williams

NORTHEASTERN

Jose Juan Barea

NOTRE DAME

Donald Royal
LaPhonso Ellis

OHIO

Gary Trent

OHIO STATE

Tony Campbell
Brad Sellers
Kosta Koufos
Keita Bates-Diop
D'Angelo Russell

OKLAHOMA

Stacey King

OKLAHOMA STATE

Corey Williams

John Lucas III

OREGON

Terrell Brandon
Luke Ridnour
Aaron Brooks
Jordan Bell

OREGON STATE

Steve Johnson

PACIFIC

Michael Olowokandi

PENN STATE

Calvin Booth

PENNSYLVANIA

Jerome Allen

PITTSBURGH

Mark Blount

PROVIDENCE

Marques Bragg
Ryan Gomes
Kris Dunn

PURDUE

Brian Cardinal
Brad Miller
Robbie Hummel

RHODE ISLAND

Tom Garrick
Jared Terrell

RICE

Mike Wilks

ROBERT MORRIS

UNIVERSITY

Othys Jeffers

SETON HALL

Eddie Griffin

SLIPPERY ROCK

Myron Brown

SOUTHERN ILLINOIS

Chris Carr
Troy Hudson

SW MISSOURI STATE

Winston Garland
St. John's
Felipe Lopez
Malik Sealy

STANFORD

Mark Madsen
Jason Collins
Anthony Brown

SYRACUSE

Jonny Flynn
Jason Hart
Wes Johnson
Arinze Onuaku

TEMPLE

Marc Jackson

TENNESSEE STATE

Robert Covington

TEXAS

Lance Blanks
Maurice Evans

TEXAS-EL PASO

Marlon Maxey

Greg Foster

TEXAS TECH

Mark Davis
Jarrett Culver

TOWSON

Gary Neal

TULANE

Cameron Reynolds

UC-IRVINE

Tod Murphy
Scott Brooks
Bob Thornton

UCLA

Pooh Richardson
Darrick Martin
Kevin Love
Ryan Hollins
Malcolm Lee
Shabazz Muhammad
Luc Richard Mbah a Moute
Zach LaVine

UNLV

Isaiah Rider
Marcus Banks
Lou Amundson
Anthony Bennett

USC

Robert Pack
Taj Gibson
Jordan McLaughlin

UTAH

Michael Doleac

Andre Miller

VILLANOVA

Doug West
Randy Foye
Dante Cunningham

VIRGINIA COMMONWEALTH

Troy Daniels
Trevean Graham

WAKE FOREST

Josh Howard
Jeff Teague
James Johnson

WASHINGTON

Brandon Roy
Will Conroy
Jaylen Nowell
Jaden McDaniels

WESTERN CAROLINA

Kevin Martin

WESTERN KENTUCKY

Frank Tellis

WISCONSIN

Scott Roth
Paul Grant
Alando Tucker
Greg Stiemsma

WISCONSIN-STEVEN'S POINT

Terry Porter

WILLIAM & MARY

Nathan Knight

WYOMING

Reggie Slater
Theo Ratliff

NO COLLEGE

Gundars Vetra
Andres Guibert
Kevin Garnett
Shane Heal
Stojko Vrankovic
Rasho Nesterovic
Igor Rakocevic
Ndudi Ebi
Marko Jaric
Nikoloz Tskitishvili
Al Jefferson
Sebastian Telfair
Gerald Green
Sasha Pavlovic
Oleksiy Pecherov
Nathan Jawai
Darko Milicic
Nikola Pekovic
Martell Webster
Ricky Rubio
Andrei Kirilenko
Alexey Shved
Mickael Gelabale
Miroslav Raduljica
Nemanja Bjelica
Damjan Rudez
Omri Casspi
Dario Šarić
Mitch Creek
Juancho Hernangómez
Leandro Bolmaro



WOLVES DRAFT HISTORY

* INDICATES PLAYER WAS TRADED ON DRAFT NIGHT

1989 DRAFT

JEROME "POOH" RICHARDSON UCLA

(1st round - 10th overall)

GARY LEONARD Missouri

(2nd round - 34th overall)

DOUG WEST Villanova

(2nd round - 38th overall)

1990 DRAFT

FELTON SPENCER Louisville

(1st round - 6th overall)

GERALD GLASS Mississippi

(1st round - 20th overall)

1991 DRAFT

LUC LONGLEY New Mexico

(1st round - 7th overall)

MYRON BROWN Slippery Rock

(2nd round - 34th overall)

1992 DRAFT

CHRISTIAN LAETTNER Duke

(1st round - 3rd overall)

MARLON MAXEY Texas-El Paso

(2nd round - 28th overall)

CHRIS SMITH Connecticut

(2nd round - 34th overall)

TIM BURROUGHS Jacksonville

(2nd round - 51st overall)

1993 DRAFT

ISAIAH RIDER Nevada-Las Vegas

(1st round - 5th overall)

SHERRON MILLS Va. Commonwealth

(2nd round - 29th overall)

1994 DRAFT

DONYELL MARSHALL Connecticut

(1st round - 4th overall)

HOWARD EISLEY Boston College

(2nd round - 30th overall)

1995 DRAFT

KEVIN GARNETT Farragut Academy HS

(1st round - 5th overall)

MARK DAVIS Texas Tech

(2nd round - 48th overall)

JEROME ALLEN Pennsylvania

(2nd round - 49th overall)

1996 DRAFT

RAY ALLEN Connecticut*

(1st round - 5th overall)

1997 DRAFT

PAUL GRANT Wisconsin

(1st round - 20th overall)

GORDON MALONE West Virginia

(2nd round - 44th overall)

1998 DRAFT

RASHO NESTEROVIC Kinder Bologna

(1st round - 17th overall)

ANDRAE PATTERSON Indiana

(2nd round - 46th overall)

1999 DRAFT

WALLY SZCZERBIAK Miami of Ohio

(1st round - 6th overall)

WILLIAM AVERY Duke

(1st round - 14th overall)

LOUIS BULLOCK JR. Michigan*

(2nd round - 42nd overall)

2000 DRAFT

IGOR RAKOCEVIC Red Star Belgrade

(2nd round - 51st overall)

2001 DRAFT

LOREN WOODS Arizona

(2nd round - 46th overall)

2002 DRAFT

MARCUS TAYLOR Michigan State

(2nd round - 52nd overall)

2003 DRAFT

NDUDI EBI Westbury Christian HS

(1st round - 26th overall)

RICK RICKERT Minnesota

(2nd round - 55th overall)

2004 DRAFT

BLAKE STEPP Gonzaga

(2nd round - 58th overall)

2005 DRAFT

RASHAD MCCANTS North Carolina

(1st round - 14th overall)

BRACEY WRIGHT Indiana

(2nd round - 47th overall)

2006 DRAFT

BRANDON ROY Washington*

(1st round - 6th overall)

CRAIG SMITH Boston College

(2nd round - 36th overall)

BOBBY JONES Washington*

(2nd round - 37th overall)

LOUKAS MAVROKEFALIDIS Greece

(2nd round - 57th overall)

2007 DRAFT

COREY BREWER Florida

(1st round - 7th overall)

CHRIS RICHARD Florida

(2nd round - 41st overall)

2008 DRAFT

O.J. MAYO USC*

(1st round - 3rd overall)

NIKOLA PEKOVIC Montenegro

(2nd round - 31st overall)

MARIO CHALMERS Kansas*

(2nd round - 34th overall)

2009 DRAFT

RICKY RUBIO Spain

(1st round - 5th overall)

JONNY FLYNN Syracuse

(1st round - 6th overall)

TY LAWSON North Carolina*

(1st round - 18th overall)

WAYNE ELLINGTON North Carolina

(1st round - 28th overall)

NICK CALATHES Florida*

(2nd round - 45th overall)

HENK NOREL Netherlands

(2nd round - 47th overall)

2010 DRAFT

WESLEY JOHNSON Syracuse

(1st round - 4th overall)

LUKE BABBITT Nevada*

(1st round - 16th overall)

TREVOR BOOKER Clemson*

(1st round - 23th overall)

PAULO PRESTES Brazil

(2nd round - 45th overall)

HAMADY NDIAYE Rutgers*

(2nd round - 56th overall)

2011 DRAFT

DERRICK WILLIAMS Arizona

(1st round - 2nd overall)

DONATAS MOTIEJUNAS Lithuania*

(1st round - 20th overall)

2012 DRAFT

ROBBIE HUMMEL Purdue

(2nd round - 58th overall)



WOLVES DRAFT HISTORY

* INDICATES PLAYER WAS TRADED ON DRAFT NIGHT

2013 DRAFT

TREY BURKE Michigan*

(1st round - 9th overall)

ANTHONY ROBERSON Florida*

(1st round, 26th overall)

LORENZO BROWN North Carolina State

(2nd round, 52nd overall)

BOJAN DUBLJEVIC Montenegro

(2nd round, 59th overall)

2014 DRAFT

ZACH LAVINE UCLA

(1st round - 13th overall)

GLENN ROBINSON III Michigan

(2nd round - 40th overall)

MARKEL BROWN Oklahoma State*

(2nd round - 44th overall)

ALESSANDRO GENTILE Italy*

(2nd round - 53rd overall)

2015 DRAFT

KARL-ANTHONY TOWNS Kentucky

(1st round - 1st overall)

CEDI OSMAN Turkey*

(2nd round - 31st overall)

RAKEEM CHRISTMAS Syracuse*

(2nd round - 36th overall)

2016 DRAFT

KRIS DUNN Providence

(1st round - 5th overall)

2017 DRAFT

LAURI MARKKANEN Arizona*

(1st round - 7th overall)

2018 DRAFT

JOSH OKOGIE Georgia Tech

(1st round - 20th overall)

KEITA BATES-DIOP Ohio State

(2nd round - 48th overall)

2019 DRAFT

CAMERON JOHNSON North Carolina*

(1st round - 11th overall)

JAYLEN NOWELL Washington

(2nd round - 43rd overall)

2020 DRAFT

ANTHONY EDWARDS Georgia

(1st round - 1st overall)

ALEKSEJ POKUSEVSKI Olympiacos (Greece)*

(1st round - 17th overall)

DANIEL OTURU Minnesota*

(2nd round - 33th overall)

2021 DRAFT

No picks were taken by Minnesota

2022 DRAFT

JAKE LARAVIA Wake Forest*

(1st round - 19th overall)

BRYCE MCGOWENS Nebraska*

(2nd round - 40th overall)

KENDALL BROWN Baylor*

(2nd round - 48th overall)

MATTEO SPAGNOLO Vanoli Cremona (Italy)*

(2nd round - 50th overall)



WOLVES TRANSACTIONS

1988

JULY 21 Named Billy McKinney director of player personnel.

AUGUST 23 Named Bill Musselman head coach.

1989

JUNE 12 Lost NBA Expansion coin flip with the Orlando Magic in Los Angeles. The Magic elected to take the first selection in the 1989 NBA Expansion Draft, giving the Timberwolves the 10th pick overall in the 1989 NBA College Draft.

JUNE 15 Acquired the Milwaukee Bucks' second-round selection (34th overall) in the 1989 NBA College Draft for agreeing to select Mark Davis in the 1989 NBA Expansion Draft. Selected 11 players in the 1989 NBA Expansion Draft: Rick Mahorn, 6-10 forward from Detroit Pistons; Tyrone Corbin, 6-6 forward from Phoenix Suns; Steve Johnson, 6-10 center from Portland Trail Blazers; Brad Lohaus, 7-0 forward from Sacramento Kings; David Rivers, 6-0 guard from Los Angeles Lakers; Mark Davis, 6-5 guard from Milwaukee Bucks; Scott Roth, 6-8 forward from San Antonio Spurs; Shelton Jones, 6-9 forward from Philadelphia 76ers; Eric White, 6-8 forward from Los Angeles Clippers; Maurice Martin, 6-6 guard from Denver Nuggets; Gunther Behnke, 7-4 center from Cleveland Cavaliers.

JUNE 27 Selected UCLA guard Jerome "Pooh" Richardson with the 10th pick in the first round of the 1989 NBA College Draft. The Wolves also selected Missouri center Gary Leonard (second round, 34th overall) and Villanova guard/forward Doug West (second round, 38th overall).

JULY 26 Signed free agent forward Sam Mitchell to a two-year contract.

AUGUST 3 Signed restricted free agent guard Sidney Lowe to a two-year contract.

AUGUST 16 Signed free agent forward Tod Murphy to a two-year contract.

AUGUST 21 Signed second-round draft pick center Gary Leonard to a three-year contract. Named Tom Thibodeau assistant coach.

AUGUST 31 Signed first-round draft pick guard Pooh Richardson to a four-year contract and second-round draft pick guard Doug West to a three-year contract.

SEPTEMBER 12 Signed free agent guard Conner Henry and free-agent forward Donald Royal to contracts.

SEPTEMBER 13 Signed free agent guard Tony Campbell to a four-year contract.

SEPTEMBER 18 Named Bob Zuffelato assistant coach.

OCTOBER 6 Placed hold-out center Steve Johnson on the suspended list.

OCTOBER 20 Signed free agent guard/forward Adrian Branch to a two-year contract.

OCTOBER 27 Traded forward Rick Mahorn to the Philadelphia 76ers for 1990 first-and second-round draft picks, a 1991 second-round draft pick and a conditional 1992 second-round pick.

DECEMBER 13 Activated center Steve Johnson and placed forward Scott Roth (broken nose) on the injured list.

DECEMBER 23 Activated forward Scott Roth from the injured list and waived guard/forward Adrian Branch.

1990

JANUARY 4 Traded forward Brad Lohaus to the Milwaukee Bucks for center Randy Breuer and a conditional one-time exchange of second-round draft picks in 1991 or 1992.

JANUARY 11 Placed center Steve Johnson (stomach ulcer) on the injured list.

FEBRUARY 15 Activated center Steve Johnson from the injured list.

FEBRUARY 22 Traded center Steve Johnson and a conditional 1991 second-round draft pick to the Seattle SuperSonics for forward Brad Sellers.

JUNE 26 Acquired guard Scott Brooks from the Philadelphia 76ers for a 1990 second-round draft pick (32nd overall).

JUNE 27 Waived forward Brad Sellers.

JUNE 28 Selected Louisville center Felton Spencer with the sixth pick and

Mississippi guard Gerald Glass with the 20th pick in the first round of the 1990 NBA Draft.

JULY 6 Waived forward Scott Roth.

SEPTEMBER 27 Announced that guard Sidney Lowe retired to become the club's television broadcast analyst.

OCTOBER 2 Signed free agent forward Richard Coffey to a two-year contract.

OCTOBER 3 Signed first-round draft pick center Felton Spencer to a five-year contract.

OCTOBER 9 Signed first-round draft pick guard Gerald Glass to a four-year contract.

OCTOBER 31 Waived center Gary Leonard. Signed free agent guard Jim Thomas.

NOVEMBER 10 Waived guard Jim Thomas. Acquired forward/center Bob Thornton from the Philadelphia 76ers in exchange for a 1991 second-round draft pick.

NOVEMBER 29 Announced Billy McKinney resigned his position as director of player personnel.

DECEMBER 4 Promoted Jim Brewer to director of player personnel.

DECEMBER 6 Placed forward Bob Thornton (broken wrist) on the injured list.

DECEMBER 29 Signed free agent forward Dan Godfred to a 10-day contract.

1991

JANUARY 7 Signed forward Dan Godfred to a second 10-day contract.

JANUARY 18 Signed forward Dan Godfred to a contract for the remainder of the season.

APRIL 22 Relieved head coach Bill Musselman and assistant coach Tom Thibodeau of their duties.



WOLVES TRANSACTIONS

APRIL 24 Signed guard Scott Brooks to a four-year contract.

MAY 5 Relieved assistant coach Eric Musselman of his duties.

JUNE 19 Named Jimmy Rodgers head coach.

JUNE 20 Released forward Richard Coffey.

JUNE 26 Selected New Mexico center Luc Longley with the seventh pick in the first round of the 1991 NBA Draft. The Wolves also selected Slippery Rock guard Myron Brown (second round, 34th overall).

JULY 18 Named Jim Brewer and Sidney Lowe assistant coaches.

AUGUST 17 Renounced the rights to forward Donald Royal.

OCTOBER 4 Signed second-round draft pick guard Myron Brown to a two-year contract.

NOVEMBER 19 Signed first-round draft pick center Luc Longley to a four-year contract and placed him on the suspended list to start the season.

NOVEMBER 25 Acquired forward Thurl Bailey and a 1992 second-round draft pick from the Utah Jazz for forward Tyrone Corbin.

NOVEMBER 29 Activated center Luc Longley from the suspended list and released forward Tellis Frank.

DECEMBER 5 Placed center Felton Spencer (fracture to the ethmoid bone of the right eye) on the injured list.

DECEMBER 18 Waived guard Myron Brown and activated center Felton Spencer from the injured list.

DECEMBER 30 Placed forward Tod Murphy (sprained left foot) on the injured list.

1992

JANUARY 2 Claimed forward Mark Randall off waivers from the Chicago Bulls.

FEBRUARY 10 Placed center Felton Spencer (sprained ankle) on the injured list.

MARCH 6 Activated center Felton Spencer from the injured list.

APRIL 6 Signed guard/forward Doug West to a four-year contract extension.

JUNE 1 Named Jack McCloskey general manager.

JUNE 16 Announced the club did not exercise the option on forward Tod Murphy's contract for the 1992-93 season.

JUNE 24 Selected Duke center Christian Laettner with the third pick in the first round of the 1992 NBA Draft. The Wolves also selected UTEP forward Marlon Maxey (second round, 28th overall), Connecticut guard Chris Smith (second round, 34th overall), and Jacksonville forward Tim Burroughs (second round, 51st overall).

JULY 2 Signed guard/forward Gundars Vetra from Unified (Russia) National Team to a multi-year contract.

JULY 10 Named Stan Novak scout.

JULY 20 Signed second-round draft pick forward Marlon Maxey to a four-year contract.

JULY 23 Promoted Jim Brewer to assistant to the general manager and named Chuck Davisson assistant coach.

AUGUST 5 Signed free agent forward Bob McCann to a one-year contract.

AUGUST 28 Signed second-round draft pick guard Chris Smith to a multi-year contract.

SEPTEMBER 2 Named Rob Babcock full-time scout.

SEPTEMBER 8 Acquired forward Chuck Person and guard Micheal Williams from the Indiana Pacers for forward Sam Mitchell and guard Pooh Richardson.

SEPTEMBER 4 Traded guard Tony Campbell to the New York Knicks for future considerations.

SEPTEMBER 25 Traded guard Scott Brooks to the Houston Rockets for future considerations.

OCTOBER 14 Signed first-round draft pick forward Christian Laettner to a six-year contract.

NOVEMBER 5 Placed forward Marlon Maxey (synovitis of the left knee) on the injured list.

NOVEMBER 15 Acquired guard Lance Blanks, forward Brad Sellers and a future second-round draft pick from the Detroit Pistons for guard/forward Gerald Glass and forward Mark Randall.

DECEMBER 3 Placed guard/forward Gundars Vetra (lower back strain) on the injured list and activated forward Marlon Maxey from the injured list.

1993

JANUARY 2 Placed guard Lance Blanks (cartilage damage in right knee) on the injured list and activated guard/forward Gundars Vetra from the injured list.

JANUARY 11 Relieved head coach Jimmy Rodgers of his duties and named Sidney Lowe interim head coach.

JANUARY 30 Placed guard/forward Gundars Vetra (cartilage damage in right knee) on the injured list and activated guard Lance Blanks from the injured list.

MARCH 15 Placed forward Thurl Bailey (dislocated toe) on the injured list and activated guard/forward Gundars Vetra from the injured list.

MARCH 24 Promoted Sidney Lowe from interim head coach to head coach. Placed center Luc Longley (sprained right foot) on the injured list and activated forward Thurl Bailey from the injured list.

JUNE 21 Named Kevin McHale broadcast television analyst and special assistant coach. Named Bob Weinbauer assistant coach.

JUNE 30 Acquired forward/center Mike Brown from the Utah Jazz for center Felton Spencer. Selected UNLV guard/forward Isaiah (J.R.) Rider with the fifth pick in the first round of the 1993 NBA Draft. The Wolves also selected Virginia Commonwealth forward Sherron Mills (second round, 29th overall).



WOLVES TRANSACTIONS

JULY 7 Renounced the rights to forwards Brad Sellers and Bob McCann and waived guard Lance Blanks.

AUGUST 2 Signed free agent guard/forward Brian Davis to a multi-year contract.

AUGUST 20 Acquired the rights to forward Conrad McRae from the Washington Bullets for forward Tim Burroughs.

AUGUST 30 Signed free agent guards Jo Jo English and Stanley Jackson and forward Tellis Frank.

OCTOBER 27 Signed first-round draft pick guard/forward Isaiah Rider to a seven-year contract.

NOVEMBER 4 Traded guard Jo Jo English to the Chicago Bulls for future considerations. Placed guard Stanley Jackson (sprained left wrist) on the injured list.

DECEMBER 1 Placed forward Marlon Maxey (bruised right hand) on the injured list and activated guard Stanley Jackson from the injured list.

DECEMBER 10 Placed guard/forward Doug West (rib separation) on the injured list and activated forward Marlon Maxey from the injured list.

DECEMBER 20 Placed guard Stanley Jackson (sprained left wrist) on the injured list and activated guard/forward Doug West from the injured list.

1994

FEBRUARY 18 Placed guard Micheal Williams (sprained right wrist) on the injured list.

FEBRUARY 21 Signed guard Corey Williams to a 10-day contract.

FEBRUARY 23 Acquired center Stacey King from the Chicago Bulls for center Luc Longley.

FEBRUARY 28 Waived guard Corey Williams and activated guard Micheal Williams from the injured list.

MARCH 2 Placed guard Micheal Williams (sprained right wrist) on the injured list and activated guard Stanley Jackson from the injured list.

MARCH 10 Placed guard Stanley Jackson (sprained left wrist) on the injured list and activated guard Micheal Williams from the injured list.

APRIL 6

Placed forward/center Stacey King (chondral fracture, right knee) on the injured list and activated guard Stanley Jackson from the injured list.

APRIL 13

Placed forward Tellis Frank (strained arch, left foot) on the injured list and signed and activated forward/center Andres Guibert.

APRIL 29

Announced assistant coach Bob Weinbauer accepted the position of Vice President of Basketball Operations with the Houston Rockets.

JUNE 29

Selected Connecticut forward Donyell Marshall with the fourth pick in the first round of the 1994 NBA Draft. The Wolves also selected Boston College guard Howard Easley (second round, 30th overall). Acquired the rights to center Zeljko Rebraca from the Seattle SuperSonics for a 1996 second-round draft pick.

JULY 1 Exercised the option on forward Chuck Person's contract, making him an unrestricted free agent.

AUGUST 17 Relieved head coach Sidney Lowe, assistant to the general manager/assistant coach Jim Brewer and assistant coach Chuck Davisson of their duties.

AUGUST 18 Named Kevin McHale assistant general manager and Chris Palmer trainer. Promoted Rob Babcock to director of player personnel and Stan Novak to director of scouting.

AUGUST 29 Named Bill Blair head coach.

SEPTEMBER 6 Named Mike Schuler assistant coach.

SEPTEMBER 9 Named Randy Wittman assistant coach.

SEPTEMBER 19 Signed free agent forward Andres Guibert and free agent guard Askia Jones.

SEPTEMBER 26 Signed first-round draft pick forward Donyell Marshall to a nine-year contract.

SEPTEMBER 28 Named Greg Ballard assistant coach.

SEPTEMBER 29 Signed free agent center Charles Shackleford.

OCTOBER 3 Signed free agent guard Dave Jamerson and free agent forward Pat Durham.

OCTOBER 5 Signed second-round draft pick guard Howard Easley to a one-year contract.

NOVEMBER 1 Acquired center Sean Rooks from the Dallas Mavericks for a conditional 1996, 1997 or 1998 first-round draft pick. Waived guard Dave Jamerson and forward Pat Durham.

NOVEMBER 2 Waived forward Marlon Maxey.

NOVEMBER 3 Placed center Melvin Robinson (tendinitis, left ankle) and center Charles Shackleford (strained lower back) on the injured list.

NOVEMBER 11 Placed guard Micheal Williams (torn plantar fascia, left heel) on the injured list and signed free agent guard Winston Garland.

NOVEMBER 24 Waived guard Askia Jones and signed free agent forward Pat Durham.

DECEMBER 16 Placed center Stacey King (sprained left ankle) on the injured list and signed free agent forward Greg Foster.

DECEMBER 30 Placed forward Andres Guibert (strained lower back) on the injured list and activated center Stacey King from the injured list.

1995

JANUARY 11 Placed center Stacey King (sprained left ankle) on the injured list and activated center Charles Shackleford from the injured list.

FEBRUARY 1 Placed guard Chris Smith (Achilles' tendinitis, right foot) on the injured list and activated center Stacey King from the injured list.



WOLVES TRANSACTIONS

FEBRUARY 13 Waived guard Howard Eisley and signed free agent guard Darrick Martin to a 10-day contract.

FEBRUARY 14 Placed center Stacey King (sprained left ankle) on the injured list and activated guard Chris Smith.

FEBRUARY 18 Acquired forward Tom Gugliotta from the Golden State Warriors for forward Donyell Marshall.

FEBRUARY 25 Signed guard Darrick Martin to a second 10-day contract.

FEBRUARY 26 Placed center Charles Shackleford (strained lower back) on the injured list and activated center Stacey King from the injured list.

FEBRUARY 27 Waived center Charles Shackleford.

FEBRUARY 28 Announced the retirement of general manager Jack McCloskey, effective at the conclusion of the 1995 NBA Draft.

MARCH 3 Placed forward Pat Durham (sprained right ankle) on the injured list and activated forward Andres Guibert from the injured list.

MARCH 7 Signed guard Darrick Martin to a contract for the remainder of the season.

MARCH 12 Placed forward Andres Guibert (strained lower back) on the injured list and activated forward Pat Durham from the injured list.

MAY 11 Promoted Kevin McHale to vice president of basketball operations. Named Phil “Flip” Saunders general manager and Jerry Sighting director of scouting and player development.

JUNE 24 Forward Andres Guibert is taken with the fifth overall pick by the Toronto Raptors in the 1995 Expansion Draft.

JUNE 28 Selected Farragut Academy H.S. (Chicago) forward Kevin Garnett with the fifth pick in the first round of the 1995 NBA Draft. The Wolves also selected Texas Tech guard Mark Davis (second round, 48th overall) and Pennsylvania guard Jerome Allen (second round, 49th overall).

SEPTEMBER 29 Signed free agent forward Sam Mitchell to a multi-year contract.

OCTOBER 2 Signed first-round draft pick forward Kevin Garnett to a three-year contract.

OCTOBER 5 Signed guard/forward Doug West to a contract extension.

OCTOBER 6 Signed second-round draft picks guard/forward Mark Davis and guard Jerome Allen, and free agents guard Darrick Martin and forward Marques Bragg.

OCTOBER 10 Signed center Sean Rooks to a one-year contract.

OCTOBER 14 Signed free agent center Eric Riley.

OCTOBER 16 Signed forward Tom Gugliotta and free agent guard Terry Porter to multi-year contracts.

NOVEMBER 1 Waived guard Darrick Martin.

NOVEMBER 2 Placed center Eric Riley (supra patella bursitis, right knee) on the injured list.

NOVEMBER 14 Placed center Christian Laettner (sprained left ankle) on the injured list and activated center Eric Riley from the injured list.

NOVEMBER 25 Placed center Eric Riley (quadriceps tendinitis, right knee) on the injured list and activated center Christian Laettner from the injured list.

DECEMBER 5 Placed guard Micheal Williams (plantar fascia strain, left heel) on the injured list. Signed guard Charles Smith.

DECEMBER 18 Relieved head coach Bill Blair of his duties. Named general manager Flip Saunders head coach, and director of scouting and player development Jerry Sighting assistant coach.

1996

JANUARY 4 Waived guard Charles Smith.

JANUARY 12 Acquired guard Darrick Martin from the Vancouver Grizzlies for a 1996 second-round draft pick.

FEBRUARY 22 Acquired center Andrew Lang and guard Anthony “Spud” Webb from the Atlanta Hawks for center Christian Laettner and center Sean Rooks.

FEBRUARY 23 Placed guard Jerome Allen (bursitis, right knee) on the injured list and activated center Eric Riley from the injured list.

MARCH 6 Placed forward Sam Mitchell (sprained right ankle) on the injured list.

MARCH 13 Activated forward Sam Mitchell from the injured list.

MARCH 20 Placed center Andrew Lang (slight tear, left calf muscle) on the injured list.

MARCH 22 Placed guard/forward Doug West (plantar fascia, right foot) on the injured list and activated guard Jerome Allen from the injured list.

APRIL 2 Placed guard Darrick Martin (tendinitis, right shoulder) on the injured list and activated center Andrew Lang and guard/forward Doug West from the injured list.

JUNE 26 Selected Connecticut guard Ray Allen with the fifth pick in the first round of the 1996 NBA Draft. Acquired guard Stephon Marbury (the fourth pick in the first round of the 1996 NBA Draft) from the Milwaukee Bucks for Ray Allen and a future first-round draft pick.

JUNE 29 Acquired center Cherokee Parks from the Dallas Mavericks for restructuring the conditions of the first-round pick owed to Dallas from the Nov. 1, 1994 Sean Rooks trade. Dallas received Minnesota’s first-round pick in 1997.

JULY 11 Reacquired the future first-round pick sent to Milwaukee in the June 26, 1996 Stephon Marbury trade for center Andrew Lang.

JULY 18 Signed guard Stephon Marbury to a three-year contract.

JULY 19 Signed free agent guard Chris Carr to a multi-year contract.



WOLVES TRANSACTIONS

JULY 23 Acquired guard James Robinson, forward Bill Curley and a first-round draft pick in 1997 or 1998 from the Portland Trail Blazers for guard/forward Isaiah Rider.

SEPTEMBER 6 Signed center Stojko Vrankovic to a multi-year contract.

SEPTEMBER 18 Signed free agent guard Shane Heal, forward Dean Garrett and forward Virginius Praskevicius.

OCTOBER 31 Placed guard Micheal Williams (plantar fascia strain, left heel), forward Bill Curley (right ankle surgery) and forward Virginius Praskevicius (strained left ankle) on the injured list.

1997

FEBRUARY 17 Waived forward Virginius Praskevicius.

MARCH 18 Placed guard Chris Carr (bursitis, left ankle) on the injured list.

MARCH 19 Signed free agent guard Reggie Jordan to a 10-day contract.

MARCH 29 Signed guard Reggie Jordan to a second 10-day contract.

APRIL 8 Signed guard Reggie Jordan to a contract for the remainder of the season.

APRIL 21 Activated guard Chris Carr from the injured list and placed him on the playoff roster. Removed guard Reggie Jordan from the playoff roster.

JUNE 23 Received the 20th pick in the first round of the 1997 NBA Draft from the Portland Trail Blazers to complete the July 23, 1996 Isaiah Rider trade.

JUNE 25 Selected Wisconsin center Paul Grant with the 20th pick in the first round of the 1997 NBA Draft. The Wolves also selected West Virginia forward Gordan Malone (second round, 44th overall). Acquired center Stanley Roberts from the Los Angeles Clippers for center Stojko Vrankovic.

JULY 10 Named Ed Prohofsky special assistant to the vice president of basketball operations.

JULY 15 Signed general manager/head coach Flip Saunders to a five-year contract extension.

SEPTEMBER 12 Signed first-round draft pick center Paul Grant to a three-year contract.

OCTOBER 1 Signed forward Kevin Garnett to a multi-year contract extension. Signed free agent center Clifford Rozier.

OCTOBER 10 Signed free agent guard Reggie Jordan.

OCTOBER 23 Signed free agent guard DeJuan Wheat.

OCTOBER 30 Waived guard Shane Heal. Placed forward Bill Curley (right thigh stress reaction), center Paul Grant (sprained right foot), and guard Micheal Williams (sore right hamstring) on the injured list.

NOVEMBER 25 Waived center Clifford Rozier and signed free agent forward Tom Hammonds.

DECEMBER 22 Placed guard DeJuan Wheat (bursitis of the right knee) on the injured list and activated guard Micheal Williams from the injured list.

1998

JANUARY 30 Placed guard Chris Carr (sprained left ankle) on the injured list and activated guard DeJuan Wheat from the injured list.

FEBRUARY 18 Acquired guard Anthony Peeler from the Vancouver Grizzlies for guard Doug West.

FEBRUARY 4 Placed forward Tom Gugliotta (sore right ankle) on the injured list and activated guard Chris Carr from the injured list.

MARCH 16 Placed guard Chris Carr (sprained left ankle) on the injured list and activated forward Bill Curley from the injured list.

JUNE 25 Selected Virtus Kinder Bologna (Italy) center Rasha Nesterovic with the 17th pick in the first round of the 1998 NBA Draft. The Wolves also selected Indiana forward Andrae Patterson (second round, 46th overall).

1999

JANUARY 21 Acquired guard Bobby Jackson and center Dean Garrett from the Denver Nuggets in a three-team trade that also included the Toronto Raptors. Sent guard Micheal Williams, the rights to center Zeljko Rebraca, and a future first-round draft pick to the Raptors. Re-signed free-agent forward Sam Mitchell.

JANUARY 22 Signed free agent guard/forward Malik Sealy and free agent guard Troy Hudson, and re-signed free agent guard Reggie Jordan.

JANUARY 23 Signed free agent forward Joe Smith and re-signed free agent forward Tom Hammonds.

JANUARY 30 Signed free agent center Trevor Winter.

FEBRUARY 3 Waived guard Troy Hudson.

FEBRUARY 4 Placed center Trevor Winter (left knee tendinitis) on the injured list.

FEBRUARY 19 Placed center Paul Grant (right knee tendinitis) and guard Reggie Jordan (lower back spasms) on the injured list.

MARCH 11 Acquired guard Terrell Brandon from the Milwaukee Bucks and forward Brian Evans and future considerations from the New Jersey Nets in a three-team trade. Sent guard Stephon Marbury, guard Chris Carr and forward Bill Curley to the Nets, and center Paul Grant to the Bucks. Activated guard Reggie Jordan from the injured list.

MARCH 12 Placed guard/forward Malik Sealy (left ankle injury) on the injured list.

MARCH 16 Placed guard Anthony Peeler (strained left calf) on the injured list and activated center Trevor Winter from the injured list.

MARCH 17 Signed forward Bill Curley for the remainder of the season, after he was waived by New Jersey on March 13. Signed free agent guard/forward Dennis Scott to a 10-day contract. Placed center Trevor Winter (sore lower back) on the injured list.



WOLVES TRANSACTIONS

MARCH 26 Signed free agent guard James Robinson to a 10-day contract. Waived forward Brian Evans.

MARCH 27 Signed guard/forward Dennis Scott for the remainder of the season.

APRIL 7 Placed guard Terrell Brandon (right thigh contusion) on the injured list. Activated guard/forward Malik Sealy from the injured list. Signed guard James Robinson to a second 10-day contract.

APRIL 17 Signed guard James Robinson for the remainder of the season.

APRIL 21 Placed guard/forward Malik Sealy (sprained left ankle) and guard Reggie Jordan (sprained right ankle) on the injured list. Activated guards Terrell Brandon and Anthony Peeler from the injured list.

MAY 1 Placed guard/forward Dennis Scott (right knee tendinitis) on the injured list. Activated guard/forward Malik Sealy from the injured list.

MAY 4 Placed forward Bill Curley (sprained right wrist) on the injured list. Waived center Trevor Winter. Signed center Rasho Nesterovic to a multi-year contract and placed him on the active roster.

JUNE 30 Selected Miami of Ohio forward Wally Szczerbiak with the sixth pick and Duke guard William Avery with the 14th pick in the first round of the 1999 NBA Draft. The Wolves also selected Michigan guard Louis Bullock (second round, 42nd overall). Traded the rights to Louis Bullock to the Orlando Magic for cash considerations.

JULY 7 Announced assistant coach Randy Wittman accepted the position of head coach with the Cleveland Cavaliers.

JULY 29 Signed general manager/head coach Flip Saunders to a multi-year contract extension.

AUGUST 2 Signed first-round draft pick forward Wally Szczerbiak to a multi-year contract.

AUGUST 5 Named Sidney Lowe assistant coach.

AUGUST 17 Re-signed free agent forwards Joe Smith and Tom Hammonds.

AUGUST 19 Signed first-round draft pick guard William Avery to a multi-year contract.

AUGUST 24 Re-signed free agent guard Terrell Brandon.

AUGUST 26 Re-signed free agent forward Andrae Patterson.

DECEMBER 3 Waived forward Lou Roe and center Danny Schayes.

DECEMBER 17 Placed center Dean Garrett (synovitis, left knee) on the injured list. Activated forward Andrae Patterson.

DECEMBER 30 Placed forward Wally Szczerbiak (inflammation, right knee) and guard Bobby Jackson (bruised and strained right knee) on the injured list.

2000

JANUARY 2 Signed free agent center Eric Riley to a 10-day contract.

JANUARY 6 Activated center Dean Garrett.

JANUARY 7 Activated guard Bobby Jackson. Placed forward Andrae Patterson (further rehabilitation on surgically-repaired right knee) on the injured list. Re-signed center Eric Riley to a second 10-day contract.

JANUARY 11 Waived center Eric Riley. Activated forward Wally Szczerbiak from the injured list.

MAY 31 Announced assistant coach Sidney Lowe accepted the position of head coach with the Vancouver Grizzlies.

JUNE 28 Selected guard Igor Rakocevic (second round, 51st overall) from Belgrade, Yugoslavia, in the 2000 NBA Draft.

JULY 11 Named Jimmy Williams and Don Zierden assistant coaches and Brent Haskins video coordinator.

AUGUST 8 Re-signed forward Joe Smith to a one-year contract and signed free agent forward Chauncey Billups to a multi-year contract.

OCTOBER 3 Signed free agent guards Corey Beck, Todd Day, and Steve Hart, free agent forwards Damian Owens and Reggie Slater, and free agent center John Coker.

OCTOBER 4 Signed free agent forward LaPhonso Ellis to a one-year contract.

OCTOBER 7 Signed free agent center Sharone Wright to a one-year contract.

OCTOBER 8 Waived center John Coker.

OCTOBER 13 Waived guard Steve Hart and forward Damian Owens.

OCTOBER 17 Signed free agent guard Sam Jacobson to a one-year contract. Exercised the 2001-02 option on the contract of center Rasho Nesterovic.

OCTOBER 25 Contract of Joe Smith voided by the NBA.

OCTOBER 26 Waived guard Corey Beck.

OCTOBER 28 Waived center Sharone Wright.

OCTOBER 30 Placed guard Todd Day (hyperextended left knee), forward Tom Hammonds (sore ankles) and forward Andrae Patterson (sore right knee) on the injured list.

NOVEMBER 17 Placed guard Sam Jacobson (patella tendinitis, left knee) on the injured list and activated guard Todd Day from the injured list.

DECEMBER 1 Placed forward Reggie Slater (patella tendinitis, right knee) on the injured list and activated forward Tom Hammonds from the injured list.

DECEMBER 15 Placed guard Todd Day (hyperextended left knee) on the injured list and activated guard Sam Jacobson from the injured list.

DECEMBER 19 Placed forward Tom Hammonds (bilateral synovitis, ankles) on the injured list and activated forward Reggie Slater from the injured list.

2001

JANUARY 7 Placed guard Sam Jacobson (patella tendinitis, right knee) on the injured list and activated guard Todd Day from the injured list.



WOLVES TRANSACTIONS

FEBRUARY 27 Waived guard Todd Day.

FEBRUARY 28 Signed free agent guard Felipe Lopez for the remainder of the season.

MARCH 25 Placed guard Anthony Peeler (sprained left ankle) on the injured list and activated guard Sam Jacobson from the injured list.

APRIL 6 Placed guard Sam Jacobson (patella tendinitis, right knee) on the injured list and activated guard Anthony Peeler from the injured list.

APRIL 18 Placed forward Kevin Garnett (left calf contusion) on the injured list and activated forward Tom Hammonds from the injured list.

JUNE 20 Signed head coach Flip Saunders to a multi-year contract extension.

JUNE 27 Selected Arizona center Loren Woods (second round, 46th overall) in the 2001 NBA Draft.

JULY 23 Signed rookie free agent guard Maurice Evans to a multi-year contract.

JULY 27 Signed second-round draft pick center Loren Woods to a one-year contract.

JULY 30 Signed free agent forward Joe Smith to a multi-year contract.

AUGUST 2 Re-signed free agent guard Felipe Lopez to a one-year contract.

AUGUST 7 Re-signed free agent forward Sam Mitchell to a one-year contract.

AUGUST 31 Named Randy Wittman assistant coach.

SEPTEMBER 30 Signed free agent guard Steve Hart and free agent forward Bill Curley.

OCTOBER 2 Signed free agent forward Gary Trent to a one-year contract.

OCTOBER 4 Exercised the 2002-03 option on the contract of forward Wally Szczerbiak.

OCTOBER 9 Waived guard Steve Hart.

OCTOBER 25 Waived forward Bill Curley.

OCTOBER 25 Placed guard William Avery (patellar tendinitis, right knee), guard Maurice Evans (posterior tibialis tendinitis, left knee) and forward Tom Hammonds (bilateral synovitis, ankles) on the injured list.

NOVEMBER 19 Announced the retirement of forward Tom Hammonds.

DECEMBER 12 Placed guard Felipe Lopez (bruised left hip) on the injured list and activated guard William Avery from the injured list.

DECEMBER 18 Placed guard Terrell Brandon (synovitis, left knee) on the injured list and activated guard Maurice Evans from the injured list.

DECEMBER 30 Placed guard Maurice Evans (posterior tibialis tendinitis, left knee) on the injured list and activated guard Felipe Lopez from the injured list.

2002

JANUARY 12 Placed forward Gary Trent (sprained left ankle) on the injured list and activated guard Maurice Evans from the injured list.

JANUARY 19 Placed guard William Avery (patellar tendinitis, right knee) on the injured list and activated guard Terrell Brandon from the injured list.

FEBRUARY 1 Placed guard Maurice Evans (posterior tibialis tendinitis, left knee) on the injured list and activated forward Gary Trent from the injured list.

FEBRUARY 13 Placed guard Terrell Brandon (cartilage fracture, left femur) on the injured list and activated guard William Avery from the injured list.

FEBRUARY 21 Acquired center Marc Jackson from the Golden State Warriors in exchange for center Dean Garrett and Minnesota's second-round pick in the 2007 NBA Draft.

MARCH 18 Signed free agent guard Robert Pack to a 10-day contract. Placed guard William Avery (patellar tendinitis, right knee) on the injured list.

MARCH 28 Signed guard Robert Pack for the remainder of the season.

JUNE 26 Selected Michigan State guard Marcus Taylor (second round, 52nd overall) in the 2002 NBA Draft.

AUGUST 20 Announced the retirement of forward Sam Mitchell.

AUGUST 26 Signed free agent guard Troy Hudson to a multi-year contract.

SEPTEMBER 10 Signed 2000 second-round draft pick guard Igor Rakocevic to a multi-year contract. Re-signed free agent center Rasho Nesterovic to a one-year contract.

SEPTEMBER 24 Promoted Rob Babcock from director of player personnel to vice president of player personnel.

SEPTEMBER 25 Re-signed free agent forward Gary Trent to a one-year contract. Signed free agent forward/guard Kendall Gill to a one-year contract.

OCTOBER 1 Re-signed free agent center Loren Woods to a one-year contract. Signed second-round draft pick guard Marcus Taylor to a contract. Signed free agent guard Randy Livingston and free agent forward Reggie Slater.

OCTOBER 24 Waived guards Maurice Evans and Marcus Taylor.

OCTOBER 27 Signed free agent guard Rod Strickland to a one-year contract.

OCTOBER 28 Placed forward Joe Smith (strained left groin) and guards Terrell Brandon (cartilage fracture, left femur) and Felipe Lopez (torn anterior cruciate and medial collateral ligaments, left knee) on the injured list. Waived guard Randy Livingston.

OCTOBER 28 Signed guard Wally Szczerbiak to a six-year contract extension.

NOVEMBER 19 Placed guard Wally Szczerbiak (dislocated fifth metatarsal, left foot) on the injured list and activated forward Joe Smith from the injured list.

NOVEMBER 19 Suspended center Loren Woods indefinitely for conduct detrimental to the team.



WOLVES TRANSACTIONS

2003

JANUARY 6 Waived forward Reggie Slater and activated guard Wally Szczerbiak.

JANUARY 8 Reinstated center Loren Woods.

FEBRUARY 2 Placed guard Rod Strickland (strained left groin) on the injured list. Signed free agent guard Mike Wilks to a 10-day contract.

FEBRUARY 22 Signed guard Mike Wilks for the remainder of the season.

MARCH 18 Placed guard Igor Rakocevic (synovitis, right ankle) on the injured list and activated guard Rod Strickland from the injured list.

MAY 6 Waived guard Igor Rakocevic.

JUNE 26 Selected Westbury Christian H.S. (Houston) forward Ndudi Ebi with the 26th pick in the first round of the 2003 NBA Draft. The Wolves also selected Minnesota forward Rick Rickert (second round, 55th overall).

JUNE 27 Acquired guard Sam Cassell and center Ervin Johnson from the Milwaukee Bucks for forward Joe Smith and guard Anthony Peeler.

JUNE 30 Made qualifying offer to guard Mike Wilks.

JULY 5 Signed 2003 first-round draft pick Ndudi Ebi to a multi-year contract.

JULY 16 Signed free agent center Michael Olowokandi to a multi-year contract.

JULY 23 Acquired guard/forward Latrell Sprewell from the New York Knicks in a four-team trade. Sent guard Terrell Brandon to the Atlanta Hawks and center Marc Jackson to the Philadelphia 76ers.

JULY 28 Signed free agent guard Fred Hoiberg and free-agent center Mark Madsen to contracts.

AUGUST 13 Named Sidney Lowe assistant coach.

AUGUST 22 Signed free agent guard Kirk Penney to a contract.

SEPTEMBER 2 Rescinded qualifying offer to guard Mike Wilks.

SEPTEMBER 3 Made qualifying offer to forward Rick Rickert.

SEPTEMBER 26 Agreed to terms with free agent center Jason Collier, free agent forward/center Brandon Kurtz, free agent forward Quincy Lewis and free agent guard Keith McLeod.

SEPTEMBER 30 Re-signed free agent forward Gary Trent to a one-year contract.

OCTOBER 1 Signed forward Kevin Garnett to a multi-year contract extension.

OCTOBER 7 Signed free agent forward Reggie Slater to a contract.

OCTOBER 21 Waived forward/center Brandon Kurtz and guard Keith McLeod.

OCTOBER 23 Waived center Jason Collier, guard Kirk Penney, and forward Reggie Slater.

OCTOBER 25 Re-signed guard Keith McLeod to a one-year contract.

OCTOBER 27 Placed guard Troy Hudson (sprained right ankle) on the injured list.

OCTOBER 29 Placed forward Wally Szczerbiak (strained plantar fascia, left foot) on the injured list. Signed free agent guard Trenton Hassell to a one-year contract.

DECEMBER 13 Placed center Michael Olowokandi (right knee surgery) on the injured list. Signed free agent center Oliver Miller to a one-year contract.

DECEMBER 20 Waived forward Quincy Lewis. Activated guard Troy Hudson from the injured list.

2004

JANUARY 7 Waived guard Keith McLeod. Signed free agent guard Anthony Goldwire to a 10-day contract.

JANUARY 17 Signed guard Anthony Goldwire to a second 10-day contract.

JANUARY 26 Waived guard Anthony Goldwire.

JANUARY 30 Signed free agent guard Darrick Martin to a 10-day contract.

FEBRUARY 10 Signed guard Darrick Martin to a second 10-day contract.

FEBRUARY 19 Placed forward Ndudi Ebi (patellar tendinitis, right knee) on the injured list and activated guard Wally Szczerbiak from the injured list.

FEBRUARY 20 Activated center Michael Olowokandi from the injured list.

MARCH 31 Placed guard Troy Hudson (sprained left ankle) on the injured list and signed guard Darrick Martin for the remainder of the season.

JUNE 24 Selected Gonzaga guard Blake Stepp (second round, 58th overall) in the 2004 NBA Draft.

JULY 9 Named Jim Stack general manager.

JULY 23 Re-signed free agent guard Fred Hoiberg to a multi-year contract.

AUGUST 4 Matched Portland Trail Blazers contract offer to free agent guard/forward Trenton Hassell.

AUGUST 9 Re-signed free agent guard Troy Hudson to a multi-year contract.

OCTOBER 4 Signed free agent guards Anthony Carter and Anthony Goldwire and free agent forwards Jackie Butler, Kasib Powell and John Thomas to contracts.

OCTOBER 4 Signed 2003 second-round draft pick Rick Rickert and 2004 second-round draft pick Blake Stepp to contracts.

OCTOBER 5 Signed free agent forward Eddie Griffin to a contract.

OCTOBER 25 Waived guard Blake Stepp and forwards Jackie Butler and Rick Rickert.

OCTOBER 28 Waived guard Anthony Carter and forward Kasib Powell.



WOLVES TRANSACTIONS

NOVEMBER 1 Waived forward John Thomas and placed forward Ndudi Ebi (patellar tendinitis, left knee) on the injured list.

NOVEMBER 25 Suspended center Michael Olowokandi.

NOVEMBER 27 Reinstated center Michael Olowokandi.

2005

JANUARY 10 Placed forward Mark Madsen (fractured left thumb) on the injured list and signed free agent forward John Thomas to a 10-day contract.

JANUARY 15 NBA Suspended center Michael Olowokandi for four games after an incident in the Jan. 14 game at Denver.

JANUARY 20 Signed John Thomas to a second 10-day contract.

JANUARY 29 Signed John Thomas for the remainder of the season.

FEBRUARY 12 Relieved head coach Flip Saunders of his duties and named Kevin McHale interim head coach.

FEBRUARY 25 Placed forward Eddie Griffin (fractured second metacarpal, left hand) on the injured list and activated forward Mark Madsen from the injured list.

MARCH 14 Placed center Ervin Johnson (patellar tendinitis, right knee) on the injured list and activated forward Eddie Griffin from the injured list.

MARCH 25 Placed forward Mark Madsen (ruptured ligament, right wrist) on the injured list and activated center Ervin Johnson from the injured list.

APRIL 18 Placed guard Troy Hudson (sore right groin) on the injured list and activated forward Ndudi Ebi from the injured list.

JUNE 17 Named Dwane Casey head coach.

JUNE 28 Selected North Carolina guard Rashad McCants (first round, 14th overall) and Indiana guard Bracey Wright (second round, 47th overall) in the 2005 NBA Draft.

JULY 1 Signed general manager Jim Stack to a contract extension.

JULY 8 Signed 2005 first-round draft pick Rashad McCants to a multi-year contract.

JULY 23 Named Johnny Davis assistant coach.

AUGUST 9 Re-signed free agent forward Mark Madsen to a multi-year contract and signed free agent forward Nikoloz Tskitishvili to a contract.

AUGUST 12 Acquired guards Lionel Chalmers and Marko Jaric from the Los Angeles Clippers for guard Sam Cassell and a 2006 conditional NBA first-round draft pick.

AUGUST 15 Waived guard Fred Hoiberg.

AUGUST 18 Signed Seattle SuperSonics restricted free agent guard/forward Damien Wilkens to an offer sheet.

AUGUST 22 Re-signed free agent forward Eddie Griffin to a multi-year contract.

AUGUST 24 Seattle SuperSonics matched Timberwolves contract offer to restricted free agent guard/forward Damien Wilkens.

AUGUST 26 Signed free agent forward/center Dwayne Jones.

SEPTEMBER 9 Re-signed free agent guard Anthony Carter.

SEPTEMBER 12 Signed 2005 second-round draft pick Bracey Wright to a contract.

SEPTEMBER 15 Named Bob Thornton, Rex Kalamian, Vince Taylor and Aleksandar Dzicic assistant coaches. Promoted Brent Haskins to assistant coach/NBA advance scout.

SEPTEMBER 26 Signed free agent guard Richie Frahm.

OCTOBER 3 Signed forward Ryan Humphrey and guards John Lucas and Marlon Parmer.

OCTOBER 13 Waived guard Marlon Parmer.

OCTOBER 19 Promoted Zarko Durisic to director of player personnel. Named Pete Philo international scout.

OCTOBER 27 Waived guard Lionel Chalmers, forward Ryan Humphrey and guard John Lucas.

OCTOBER 31 Acquired forward Ronald Dupree from Detroit for a future second-round draft choice. Waived forward Ndudi Ebi.

NOVEMBER 3 Assigned center Dwayne Jones and guard Bracey Wright to the Florida Flame (D-League).

DECEMBER 28 Recalled center Dwayne Jones from Florida (D-League).

2006

JANUARY 3 Re-assigned center Dwayne Jones to the Florida Flame (D-League).

JANUARY 10 Recalled guard Bracey Wright from Florida (D-League).

JANUARY 26 Acquired a second-round selection in the 2006 NBA Draft from Phoenix in exchange for forward Nikoloz Tskitishvili. Also acquired guards Ricky Davis and Marcus Banks, center Mark Blount, forward Justin Reed and two conditional second-round draft picks (2006 and 2008) from Boston in exchange for forward Wally Szczerbiak, centers Michael Olowokandi and Dwayne Jones and a future first-round draft choice.

JANUARY 31 Re-assigned guard Bracey Wright to Florida Flame (D-League).

MARCH 16 Waived guard Richie Frahm.

APRIL 10 Recalled guard Bracey Wright from the Florida Flame (D-League).

APRIL 17 Fred Hoiberg announced his retirement from the NBA.

MAY 22 Named Randy Wittman assistant coach.

JUNE 28 Selected Washington guard Brandon Roy (first round, 6th overall) then traded his rights to the Portland Trail Blazers for the draft rights to Randy Foye (first round, 7th overall) and cash considerations. Also selected Boston College forward Craig Smith (second round, 36th overall), Washington



WOLVES TRANSACTIONS

guard Bobby Jones (second round, 37th overall) and Greek center Loukas Mavrokefalidis (second round, 57th overall). Traded draft rights to Bobby Jones to the Philadelphia 76ers for a future second-round draft pick and cash considerations.

JUNE 28 Exercised contract option on guard Bracey Wright. Made qualifying offer to free agent forward Justin Reed.

JULY 5 Signed 2006 first-round draft pick Randy Foye to a multi-year contract.

JULY 13 Signed free agent guard Mike James to a multi-year contract.

AUGUST 2 Re-signed free agent forward Justin Reed to a multi-year contract.

AUGUST 31 Signed 2006 second-round draft pick Craig Smith to a multi-year contract.

SEPTEMBER 14 Named Fred Hoiberg and Rob Babcock assistant general managers. Named Bob Ociepka assistant coach and Dave Vitel strength and conditioning coach.

OCTOBER 2 Signed free agent guard Tyrone Ellis and free agent forwards Vin Baker and Paul Shirley.

OCTOBER 22 Waived guard Tyrone Ellis and forward Paul Shirley.

OCTOBER 24 Exercised the 2007-08 contract option on guard Rashad McCants.

NOVEMBER 13 Waived forward Vin Baker.

2007

JANUARY 23 Relieved Dwane Casey of his head coaching duties; promoted assistant coach Randy Wittman to head coach for the remainder of the season.

MARCH 13 Waived forward Eddie Griffin.

MAY 23 Reached multi-year contract agreement with head coach Randy Wittman.

JUNE 8 Named Jerry Sichting assistant coach.

JUNE 14 Acquired forward Juwan Howard from Houston in exchange for guard Mike James and forward Justin Reed.

JUNE 19 Named John-Blair Bickerstaff assistant coach.

JUNE 28 Selected Florida forward Corey Brewer (first round, 7th overall) and Florida forward Chris Richard (second round, 41st overall) in the 2007 NBA Draft.

JULY 10 Signed 2007 first-round draft pick Corey Brewer to a multi-year contract.

JULY 31 Acquired forwards Al Jefferson, Ryan Gomes and Gerald Green, guard Sebastian Telfair, center Theo Ratliff and two first-round draft picks in exchange for forward Kevin Garnett.

AUGUST 3 Request waivers on guard Troy Hudson after reaching a contractual buyout agreement.

SEPTEMBER 21 Named Ed Pinckney assistant coach.

SEPTEMBER 26 Signed free agent center John Edwards to a one-year contract.

SEPTEMBER 28 Acquired guard Greg Buckner from Dallas in exchange for forward Trenton Hassell.

SEPTEMBER 29 Signed rookie forward Chris Richard to a one-year contract.

OCTOBER 24 Acquired forwards Antoine Walker and Wayne Simien, center Michael Doleac, a future first-round draft pick and cash considerations from Miami in exchange for guard Ricky Davis and center Mark Blount.

OCTOBER 25 Waived center John Edwards.

OCTOBER 29 Acquired guard Beno Udrih and cash considerations from San Antonio in exchange for a conditional second-round pick in the 2008 Draft. Waived guard Beno Udrih and forwards Juwan Howard and Wayne Simien.

OCTOBER 31 Exercised the 2008-09 contract options on guards Randy Foye and Rashad McCants. Signed forward Al Jefferson to a five-year contract extension.

2008

JANUARY 28 Assigned forward Chris Richard to the Sioux Falls Skyforce (D-Leauge).

FEBRUARY 18 Recalled forward Chris Richard from Sioux Falls (D-Leauge).

FEBRUARY 21 Acquired guard Kirk Snyder, a second-round draft pick in the 2010 NBA Draft and cash considerations from Houston in exchange for forward Gerald Green.

FEBRUARY 29 Waived center Theo Ratliff.

JUNE 26 Selected USC guard O.J. Mayo (first round, 3rd overall) in the 2008 NBA Draft and subsequently traded his draft rights, along with guard Greg Buckner, guard Marko Jaric and forward Antoine Walker to the Memphis Grizzlies in exchange for the draft rights to forward/center Kevin Love (first round, 5th overall), forward Brian Cardinal, center Jason Collins and guard/forward Mike Miller. Also selected center Nikola Pekovic from Montenegro (second round, 31st overall) and Kansas guard Mario Chalmers (second round, 34th overall). Traded draft rights to Mario Chalmers to the Miami Heat for two future second-round draft picks and cash considerations.

JULY 9 Acquired forward Rodney Carney, center Calvin Booth, a future first-round draft pick and cash considerations from Philadelphia in exchange for a conditional second-round pick in the 2009 NBA Draft.

JULY 11 Signed 2008 first-round draft pick Kevin Love to a multi-year contract.

JULY 17 Re-signed restricted free-agent forward Craig Smith to a multi-year contract.

JULY 23 Re-signed free-agent guard Sebastian Telfair to a multi-year contract.

JULY 29 Re-signed restricted free-agent forward Ryan Gomes to a multi-year contract.



WOLVES TRANSACTIONS

JULY 31 Named Dean Cooper assistant coach.

SEPTEMBER 30 Re-signed center Chris Richard to a one-year contract. Signed free-agent guard Blake Ahearn and free-agent center Rafael Araujo.

OCTOBER 1 Signed free-agent guard Kevin Ollie.

OCTOBER 9 Signed free-agent center David Harrison.

OCTOBER 12 Waived center Rafael Araujo.

OCTOBER 23 Waived guard Blake Ahearn, center David Harrison and forward Chris Richard.

OCTOBER 29 Exercised the 2009-10 contract options on forward Corey Brewer and guard Randy Foye.

DECEMBER 8 Relieved Randy Wittman of his head coaching duties; reassigned Kevin McHale from vice president of basketball operations to head coach.

2009

FEBRUARY 19 Acquired guard Bobby Brown and forward Shelden Williams from Sacramento in exchange for center Calvin Booth and guard Rashad McCants.

MAY 22 Named David Kahn president of basketball operations.

JUNE 17 Relieved Kevin McHale of his head coaching duties.

JUNE 24 Acquired the No. 5 pick in the 2009 NBA Draft, forwards Olesiy Pecherov and Darius Songaila, and center Eton Thomas from Washington in exchange for guards Randy Foye and Mike Miller.

JUNE 25 Selected Spanish guard Ricky Rubio (first round, 5th overall), Syracuse guard Jonny Flynn (first round, sixth overall), North Carolina guards Ty Lawson (first round, 18th overall) and Wayne Ellington (first round, 28th overall), Florida guard Nick Calathes (second round, 45th overall) and Dutch forward Henk Norel (second round, 47th overall) in the 2009 NBA Draft. Traded the draft rights to Ty Lawson to Denver in exchange for a future first-round

draft pick. Also traded the draft rights to Nick Calathes to Dallas in exchange for a future second-round draft pick.

JUNE 30 Announced that guard Bobby Brown exercised the player option on his contract to remain with the team.

JULY 10 Signed 2009 first-round draft picks Jonny Flynn and Wayne Ellington to multi-year contracts.

JULY 20 Acquired guard/forward Quentin Richardson from the L.A. Clippers in exchange for forward Mark Madsen, forward Craig Smith and guard Sebastian Telfair.

JULY 27 Acquired guard Chucky Atkins and guard/forward Damien Wilkins from Oklahoma City in exchange for center Eton Thomas and two future second-round draft picks.

AUGUST 3 Signed Dallas Mavericks restricted free-agent center Ryan Hollins to an offer sheet.

AUGUST 10 Named Kurt Rambis head coach. Signed restricted free-agent center Ryan Hollins to a multi-year contract.

AUGUST 13 Acquired center Mark Blount from Miami in exchange for guard/forward Quentin Richardson.

SEPTEMBER 3 Named Dave Wohl, Reggie Theus and Bill Laimbeer assistant coaches.

SEPTEMBER 4 Signed Milwaukee Bucks restricted free-agent guard Ramon Sessions to an offer sheet.

SEPTEMBER 9 Acquired guard Antonio Daniels and a future second-round draft pick from New Orleans in exchange for guard Bobby Brown and forward Darius Songaila.

SEPTEMBER 11 Signed restricted free-agent guard Ramon Sessions to a multi-year contract.

SEPTEMBER 17 Signed free-agent guard/forward Sasha Pavlovic.

SEPTEMBER 17 Waived guard Chucky Atkins.

SEPTEMBER 26 Announced a restructuring of the basketball operations department. Named Fred Hoiberg vice president of basketball operations, Jerry Sichting director of pro player personnel, Rob Babcock director of scouting/administration, Zarko Durisic director of college and European player personnel and Amy Peterson director of team operations. Additionally, named Milton Barnes, Dean Cooper, Pete Philo, Derek Pierce, J.T. Prada and Jim Stack regional scouts.

SEPTEMBER 28 Signed free-agents Alonzo Gee, Devin Green, Jason Hart, Jack McClinton, Jared Reiner and Mustafa Shakur.

OCTOBER 6 Waived guards Alonzo Gee and Jack McClinton.

OCTOBER 19 Waived guards Devin Green and Mustafa Shakur.

OCTOBER 20 Acquired forward Nathan Jawai from Dallas in return for a conditional 2nd-round choice in the 2012 NBA Draft.

OCTOBER 21 Waived center Jared Reiner.

OCTOBER 23 Waived guard Antonio Daniels.

NOVEMBER 2 Exercised the 2010-11 contract options on forwards Corey Brewer and Kevin Love.

DECEMBER 29 Acquired forward Alando Tucker, a conditional 2nd-round choice in the 2010 NBA Draft and cash considerations from Phoenix in exchange for guard Jason Hart.

2010

FEBRUARY 17 Acquired center Darko Milicic and cash considerations from New York in exchange for forward Brian Cardinal.

FEBRUARY 19 Assigned forward Nathan Jawai to Sioux Falls (D-League).

FEBRUARY 21 Recalled forward Nathan Jawai from Sioux Falls (D-League).

MARCH 1 Waived center Mark Blount.



WOLVES TRANSACTIONS

MARCH 22 Waived forward Alando Tucker.

MARCH 23 Signed free-agent forward Brian Cardinal.

APRIL 13 Signed free-agent center Greg Stiemsma.

MAY 17 Named Tony Ronzone Assistant General Manager/Player Personnel.

JUNE 24 Selected Syracuse forward Wesley Johnson (first round, 4th overall), Nevada forward Luke Babbitt (first round, 16th overall), Clemson forward Trevor Booker (1st round, 23rd overall), Brazilian center Paulao Prestes (2nd round, 45th overall) and Rutgers center Hamady N'diaye (second round, 56th overall) in the 2010 NBA Draft. Subsequently acquired guard/forward Martell Webster from Portland in exchange for forward Ryan Gomes and the draft rights to Luke Babbitt. Also acquired the draft rights to Marquette forward Lazar Hayward (first round, 30th overall) and Serbian forward Nemanja Bjelica (2nd round, 35th overall) from the Washington Wizards in exchange for the draft rights to Trevor Booker and Hamady N'diaye.

JULY 12 Acquired forward Michael Beasley from Miami in exchange for second-round picks in the 2011 and 2014 NBA Drafts and cash considerations. Signed 2010 first-round draft picks Wesley Johnson and Lazar Hayward to multi-year contracts. Signed free-agent center Darko Milicic to a multi-year contract.

JULY 13 Acquired two future first-round draft picks, one belonging to Utah and one belonging to Memphis, and center Kosta Koufos from the Utah Jazz in exchange for forward Al Jefferson.

JULY 21 Signed free-agent guard Luke Ridnour to a multi-year contract.

JULY 26 Acquired guards Sebastian Telfair and Delonte West from Cleveland in exchange for center Ryan Hollins, guard Ramon Sessions and a future second-round draft pick.

JULY 28 Signed 2008 second-round draft pick Nikola Pekovic to a multi-year contract.

AUGUST 3 Waived guard Delonte West.

AUGUST 9 Signed free-agent forward Anthony Tolliver.

AUGUST 17 Waived center Greg Stiemsma.

SEPTEMBER 24 Signed free-agents forward Maurice Ager, Jason Hart, DerMarr Johnson and John Thomas.

SEPTEMBER 30 Waived forward DerMarr Johnson.

OCTOBER 20 Waived guard Jason Hart and center John Thomas.

NOVEMBER 1 Exercised the 2011-12 contract options on forwards Michael Beasley and Kevin Love, center Kosta Koufos and guards Jonny Flynn and Wayne Ellington.

NOVEMBER 11 Waived guard Maurice Ager.

NOVEMBER 12 Signed free-agent guard Sundiata Gaines.

2011

JANUARY 4 Waived guard Sundiata Gaines.

FEBRUARY 22 Acquired forward Anthony Randolph, center Eddy Curry, cash considerations and a future second-round pick in a three-team trade that sent guard Corey Brewer to New York and center Kosta Koufos to Denver.

MARCH 1 Waived center Eddy Curry.

JUNE 17 Signed 2009 first-round draft pick Ricky Rubio to a multi-year contract.

JUNE 24 Selected Arizona forward Derrick Williams (first round, 2nd overall) and Lithuanian forward Donatas Motiejunas (first round, 20th overall) in the 2011 NBA Draft.

JUNE 25 Acquired Brad Miller, the draft rights to Nikola Mirotic (first round, 23rd overall) and Chandler Parsons (second round, 38th overall pick), and a future first-round pick from the Houston Rockets in exchange for Jonny Flynn, the draft rights to Donatas Motiejunas and a future second-round pick.

JUNE 25 Acquired the draft rights to Norris Cole (first round, 28th overall) and Malcolm Lee (second round, 43rd overall), and cash considerations from the Chicago Bulls in exchange for the draft rights to Nikola Mirotic.

JUNE 25 Acquired the draft rights to Bojan Bogdanovic (second round, 31st overall), a future second-round pick and cash considerations from the Miami Heat in exchange for the draft rights to Norris Cole.

JUNE 25 Acquired a future second-round pick and cash considerations from the New Jersey Nets in exchange for the draft rights to Bojan Bogdanovic.

JUNE 25 Received cash considerations from the Houston Rockets in exchange for the draft rights to Chandler Parsons.

JUNE 27 Acquired the draft rights to Tanguy Ngombo (second round, 57th overall) from the Portland Trail Blazers in exchange for a future second-round pick.

JUNE 29 Exercised the 2012-13 contract options on guard Wayne Ellington and forwards Lazar Hayward and Wes Johnson.

JULY 12 Relieved Kurt Rambis of his head coaching duties.

SEPTEMBER 28 Rick Adelman named head coach.

DECEMBER 7 Announced the competition of Rick Adelman's coaching staff: Named Terry Porter, Jack Sikma, T.R. Dunn and Bill Bayno assistant coaches; David Adelman and Shawn Respert player development coaches; R.J. Adelman director of player personnel/game preparation; Pat Zipfel advance scout.

DECEMBER 9 Wolves sign Dominique Johnson, Will Conroy, Devean George and Shaun Pruitt to training camp contracts.

DECEMBER 12 Signed No. 2 overall draft pick Derrick Williams.

DECEMBER 13 Traded forward Lazar Hayward to the Oklahoma City Thunder in exchange for a 2012 second-round pick, a conditional second round selection and guard Robert Vaden, who was immediately waived; Waived Dominique Johnson and Shaun Pruitt.

DECEMBER 14 Signed free-agent guard Jose Juan Barea; Waived Will Conroy and Devean George.

DECEMBER 15 Signed Malcolm Lee and Bonzi Wells.



WOLVES TRANSACTIONS

DECEMBER 23 Waived Bonzie Wells.

2012

FEBRUARY 6 Assigned rookie guard Malcolm Lee to Sioux Falls of the NBA Developmental League.

FEBRUARY 14 Recalled rookie guard Malcolm Lee from the Sioux Falls Skyforce.

FEBRUARY 29 Re-assigned rookie guard Malcolm Lee to Sioux Falls of the NBA Developmental League.

MARCH 9 Recalled rookie guard Malcolm Lee from the Sioux Falls Skyforce.

JUNE 26 Acquired guard/forward Chase Budinger and the draft rights to Lior Eliyahu from the Houston Rockets in exchange for the 18th overall pick in the 2012 NBA Draft.

JUNE 28 Selected Robbie Hummel (Purdue) with the 58th pick (2nd round) of the 2012 NBA Draft.

JUNE 30 Did not extend qualifying offers to Michael Beasley and Anthony Randolph, thus making both players free agents.

JULY 12 Waived center Darko Milicic, designating him as the team's amnesty player.

JULY 13 Waived guard Martell Webster.

JULY 13 Traded forward/center Brad Miller, along with two second round picks, to New Orleans in exchange for a conditional second round selection.

JULY 15 Signed restricted free-agent forward Nicolas Batum to an offer sheet.

JULY 18 Portland matched Minnesota's offer sheet it had extended to forward Nicolas Batum.

JULY 24 Traded guard Wayne Ellington to Memphis in exchange for forward Dante Cunningham.

JULY 25 Signed free-agent guard Alexey Shved.

JULY 27 Traded forward Wes Johnson, along with a future first-round pick, to Phoenix in a three-team trade that also involved the New Orleans Hornets. The Wolves acquired two second-round draft picks from New Orleans and a second round pick from Phoenix. Also in the trade, Phoenix sent center Robin Lopez and forward Hakim Warrick to New Orleans and the Hornets sent guard Jerome Dyson and forward/center Brad Miller to the Suns.

JULY 27 Signed free-agent forward Andrei Kirilenko.

JULY 31 Signed free-agent guard Brandon Roy.

AUGUST 2 Signed free-agent center Greg Stiemsma.

SEPTEMBER 28 Signed free-agents Will Conroy, Mike Harris, Phil Jones, Chris Johnson, Seth Tarver and Jermaine Taylor.

OCTOBER 13 Waived Phil Jones and Seth Tarver.

OCTOBER 19 Waived Jermaine Taylor.

OCTOBER 27 Waived Mike Harris and Chris Johnson.

OCTOBER 19 Picked up the third-year options on Ricky Rubio and Derrick Williams.

NOVEMBER 16 Signed Josh Howard.

DECEMBER 20 Waived Josh Howard.

DECEMBER 31 Signed Lazar Hayward.

2013

JANUARY 6 Waived Lazar Hayward.

JANUARY 8 Signed Lazar Hayward to a 10-day contract.

JANUARY 19 Signed Chris Johnson and Mickael Gelabale to 10-day contracts.

JANUARY 29 Re-signed Chris Johnson and Mickael Gelabale to 10-day contracts.

FEBRUARY 8 Waived Lou Amundson and re-signed Chris Johnson and Mickael Gelabale for the remainder of the 2013-14 season.

MAY 2 Declined team option on David Kahn for 2013-14 season.

MAY 3 Named Phil "Flip" Saunders as President of Basketball Operations and a minority owner.

MAY 10 Waived Brandon Roy.

JUNE 27 Selected Michigan guard Trey Burke (first round, 9th overall), Florida forward Anthony Roberson (first round, 26th overall), North Carolina State guard Lorenzo Brown (2nd round, 52nd overall) and Montenagrinn forward Bojan Dubljevic (2nd round, 59th overall) in the 2013 NBA Draft. Subsequently acquired the draft rights to Shabazz Muhammad (14th overall) and Gorgui Dieng (21st overall) from the Utah Jazz in exchange for the draft rights to Trey Burke (9th overall). Traded the draft rights to Anthony Roberson (26th overall) along with Malcolm Lee to Golden State in exchange for a 2014 second-round pick and cash considerations.

JUNE 27 Extended a qualifying offer to Nikola Pekovic.

JUNE 28 Exercised the one-year team option on Dante Cunningham's contract for the 2013-14 season.

JULY 7 Waived Greg Stiemsma and Mickael Gelabale.

JULY 11 In a three-team trade, acquired Kevin Martin (sign-and-trade) and cash considerations from Oklahoma City, sending Luke Ridnour and a 2014 second-round pick to Milwaukee.

JULY 12 Re-signed free agent Chase Budinger.

JULY 12 Signed free agent Corey Brewer.

JULY 13 Signed Shabazz Muhammad and Gorgui Dieng.

JULY 18 Signed free agent Ronny Turiaf.

AUGUST 14 Reached an agreement in principle on a new contract with Nikola Pekovic.



WOLVES TRANSACTIONS

SEPTEMBER 26 Signed Lorenzo Brown, Robbie Hummel and Othylus Jeffers.

OCTOBER 1 Signed free agent A.J. Price.

OCTOBER 25 Waived guards Lorenzo Brown and Othylus Jeffers.

OCTOBER 26 Exercised fourth-year options on guard Ricky Rubio and forward Derrick Williams.

OCTOBER 26 Waived center Chris Johnson.

2014

JANUARY 5 Assigned forward Shabazz Muhammad to Iowa Energy of the NBA Development League.

JANUARY 13 Recalled forward Shabazz Muhammad from Iowa (D-League).

APRIL 3 Waived guard A.J. Price.

APRIL 8 Signed guard Othylus Jeffers.

APRIL 21 Head coach Rick Adelman announces his retirement from coaching.

JUNE 6 Named Flip Saunders new head coach.

JUNE 13 Named Sid Lowe an assistant coach.

JUNE 17 Named Sam Mitchell an assistant coach.

JUNE 26 Selected UCLA guard Zach LaVine (first round, 13th overall), Michigan guard/forward Glenn Robinson III (second round, 40th overall), Oklahoma State guard Markel Brown (second round, 44th overall) and Italian forward Alessandro Gentile (second round, 53rd overall) in the 2014 NBA Draft. Subsequently traded Brown and Gentile to the Brooklyn Nets and Houston Rockets respectively for cash considerations.

JUNE 30 Did not extend qualifying offers to Robbie Hummel and Othylus Jeffers, allowing both players to become unrestricted free agents on July 1.

JULY 1 Named Ryan Saunders an assistant coach.

JULY 8 Signed Zach LaVine.

JULY 22 Signed free agent Robbie Hummel.

JULY 30 Signed free agent Mo Williams.

AUGUST 23 Traded forward Kevin Love to Cleveland and guard Alexey Shved and Luc Richard Mbah a Moute to Philadelphia in a three-team trade. The Wolves acquired Andrew Wiggins, Anthony Bennett and Thaddeus Young. Cleveland received Love, while Philadelphia received Shved, Mbah a Moute and Miami's 2015 first-round pick.

SEPTEMBER 17 Signed Glenn Robinson III.

SEPTEMBER 18 Signed free agents Kyrylo Fesenko and Brady Heslip.

OCTOBER 19 Exercised the 2015-16 contract options on Gorgui Dieng, Anthony Bennett and Shabazz Muhammad.

OCTOBER 20 Waived Kyrylo Fesenko.

OCTOBER 25 Waived Brady Heslip.

OCTOBER 27 Waived J.J. Barea

OCTOBER 31 Signed Ricky Rubio to a contract extension.

NOVEMBER 29 Signed free agent Jeff Adrien with a hardship exception.

DECEMBER 19 Acquired Troy Daniels, two second-round draft picks and cash considerations from Houston in a three-team trade that saw the Wolves send Corey Brewer to the Rockets and Ronny Turiaf to Philadelphia. The 76ers dealt Alexey Shved to Houston in exchange for a second-round pick in the 2015 NBA Draft and the rights to center Serhiy Lishchuk.

2015

JANUARY 7 Waived Jeff Adrien.

JANUARY 8 Signed free agent Miroslav Raduljica to a 10-day contract.

JANUARY 19 Signed Miroslav Raduljica to a second 10-day contract.

JANUARY 28 Waived Miroslav Raduljica. Signed free agent Lorenzo Brown to a 10-day contract.

FEBRUARY 6 Signed Lorenzo Brown to a second 10-day contract.

FEBRUARY 10 Acquired Gary Neal and a second-round pick in the 2019 NBA Draft from Charlotte in exchange for Mo Williams, Troy Daniels and cash considerations.

FEBRUARY 10 Acquired Adreian Payne from Atlanta in exchange for a conditional first-round choice in the 2017 NBA Draft.

FEBRUARY 19 Acquired Kevin Garnett from Brooklyn for Thaddeus Young.

FEBRUARY 19 Signed Lorenzo Brown for the remainder of the season.

MARCH 5 Waived Glenn Robinson III. Claimed Justin Hamilton on waivers from New Orleans.

MARCH 19 Signed free agent Sean Kilpatrick to a 10-day contract with a hardship exception granted by the NBA.

APRIL 7 Signed free agent Arinze Onuaku to a 10-day contract with a hardship exception granted by the NBA.

JUNE 25 Selected Kentucky forward/center Karl-Anthony Towns (first round, 1st overall), Turkey forward Cedi Osman (2nd round, 31st overall) and Syracuse forward Rakeem Christmas (2nd round, 36th overall) in the 2015 NBA Draft. Subsequently acquired the draft rights to Tyus Jones (1st round, 24th overall) in exchange for the rights to Cedi Osman and Rakeem Christmas.

JULY 7 Signed Karl-Anthony Towns and Tyus Jones.

JULY 9 Re-signed Kevin Garnett.

JULY 12 Traded forward Chase Budinger to Indiana in exchange for forward Damjan Rudez.

JULY 14 Signed Nemanja Bjelica.

AUGUST 3 Signed Andre Miller.



WOLVES TRANSACTIONS

AUGUST 20 Signed Tayshaun Prince.

SEPTEMBER 11 Named Sam Mitchell interim head coach.

SEPTEMBER 14 Hired Arnie Kander as Vice President of Sports Performance.

SEPTEMBER 18 Signed guard Nick Wiggins and center Kleon Penn.

SEPTEMBER 23 Waived forward Anthony Bennett.

OCTOBER 21 Exercised third-year options on Zach LaVine, Adreian Payne and Andrew Wiggins; and fourth-year options on Gorgui Dieng and Shabazz Muhammad.

OCTOBER 24 Waived guard Lorenzo Brown, center Kleon Penn and guard Nick Wiggins.

DECEMBER 5 Assigned guard Tyus Jones to Idaho (D-League).

DECEMBER 22 Recalled guard Tyus Jones from Idaho (D-League).

2016

JANUARY 25 Assigned forward Adreian Payne to Erie (D-League).

FEBRUARY 1 Recalled forward Adreian Payne from Erie (D-League).

FEBRUARY 25 Waived guard Andre Miller.

MARCH 1 Waived guard Kevin Martin.

MARCH 2 Signed free-agent forward Greg Smith to a 10-day contract.

MARCH 12 Signed forward Greg Smith to a second 10-day contract.

MARCH 23 Signed forward Greg Smith for the rest of the season.

APRIL 20 Announced the team has agreed to terms with Tom Thibodeau as President of Basketball Operations/Head Coach, and Scott Layden as General Manager.

JUNE 23 Selected Providence guard Kris Dunn (first round, 5th overall) in the 2016 NBA Draft.

JUNE 30 Waived forward Greg Smith.

JULY 7 Signed 2016 first-round draft pick Kris Dunn.

JULY 8 Signed free agent guard/forward Brandon Rush.

JULY 13 Signed free agent center Cole Aldrich.

JULY 20 Signed free agent forward/center Jordan Hill.

SEPTEMBER 23 Forward Kevin Garnett announced his retirement.

SEPTEMBER 26 Signed free agents Rasual Butler, John Lucas III and Toure' Murry.

OCTOBER 22 Waived forward Rasual Butler and guard Toure' Murry.

OCTOBER 23 Exercised the 2017-18 contract options on guards Tyus Jones and Zach LaVine, center Karl-Anthony Towns and forward Andrew Wiggins.

OCTOBER 31 Signed forward Gorgui Dieng to a multi-year contract extension.

2017

JANUARY 7 Waived guard John Lucas III.

FEBRUARY Signed free-agent guard Lance Stephenson to a 10-day contract.

MARCH 8 Re-signed guard Lance Stephenson to a second 10-day contract.

MARCH 20 Signed free agent forward Omri Casspi for the remainder of theseason.

JUNE 22 Selected Arizona forward Lauri Markkanen (first round, seventh overall) in the 2017 NBA Draft. Subsequently traded Markkanen to the Chicago Bulls, along with guards Zach LaVine and Kris Dunn, in exchange for forward Jimmy Butler and the draft rights to the 16th overall pick (Justin Patton).

JUNE 26 Waived forward/center Jordan Hill.

JUNE 30 Acquired a 2018 first-round draft pick from Utah in exchange for guard Ricky Rubio.

JULY 4 Signed 2017 first-round draft pick Justin Patton.

JULY 10 Signed free agent guard Jeff Teague.

JULY 10 Signed free agent forward Taj Gibson.

JULY 19 Signed free agent guard Jamal Crawford.

AUGUST 1 Signed free agent forward Anthony Brown to two-way contract.

AUGUST 11 Signed free agent guard Marcus Georges-Hunt.

SEPTEMBER 15 Signed free agent forward Shabazz Muhammad.

SEPTEMBER 18 Signed free agent forward Amile Jefferson and guard Melo Trimble.

SEPTEMBER 21 Signed free agent guard Aaron Brooks.

OCTOBER 11 Signed forward Andrew Wiggins to a contact extension.

OCTOBER 13 Signed free agent forward Shawne Williams.

OCTOBER 14 Waived forward Amile Jefferson, guard Melo Trimble and forward Shawne Williams.

OCTOBER 15 Exercised the 2018-19 contract options on guard Tyus Jones and center Karl-Anthony Towns.

NOVEMBER 9 Assigned guard Marcus Georges-Hunt to Iowa (G League).

NOVEMBER 11 Recalled guard Marcus Georges-Hunt from Iowa (G League).

DECEMBER 3 Assigned center Justin Patton to Iowa (G League).

DECEMBER 24 Recalled center Justin Patton from Iowa (G League).



WOLVES TRANSACTIONS

DECEMBER 27 Assigned center Justin Patton to Iowa (G League).

2018

JANUARY 15 Signed Iowa (G League) forward Amile Jefferson to a two-way contract.

FEBRUARY 12 Recalled center Justin Patton from Iowa (G League).

FEBRUARY 22 Assigned center Justin Patton to Iowa (G League).

MARCH 1 Waived forward Shabazz Muhammad.

MARCH 2 Recalled center Justin Patton from Iowa (G League).

MARCH 3 Assigned center Justin Patton to Iowa (G League).

MARCH 8 Signed free agent guard Derrick Rose for the rest of the season.

MARCH 25 Recalled center Justin Patton from Iowa (G League).

JUNE 21 Selected Georgia Tech guard Josh Okogie (1st round, 20th overall) and Ohio State forward Keita Bates-Diop (2nd round, 48th overall) in the 2018 NBA Draft.

JUNE 30 Waived center Cole Aldrich.

JULY 2 Signed rookie guard Josh Okogie.

JULY 4 Signed free agent guard Derrick Rose.

JULY 5 Signed free agent guard Jared Terrell to a two-way contract.

JULY 7 Signed rookie forward Keita Bates-Diop.

JULY 9 Signed free agent forward Anthony Tolliver.

JULY 31 Signed free agent guard C.J. Williams to a two-way contract.

AUGUST 8 Signed free agent forward James Nunnally.

SEPTEMBER 10 Signed free agent forward Luol Deng.

SEPTEMBER 23 Signed center Karl-Anthony Towns to a contract extension.

SEPTEMBER 24 Signed free agent guards Darius Johnson-Odom and Jonathan Stark.

OCTOBER 13 Signed free-agent guard Canyon Berry and free-agent forward William Lee to one-year contracts.

OCTOBER 13 Waived guards Canyon Berry, Darius Johnson-Odom and Jonathan Stark and forward William Lee.

NOVEMBER 10 Assigned forward Keita Bates-Diop to Iowa (G-League).

NOVEMBER 11 Recalled forward Keita Bates-Diop from Iowa (G-League).

NOVEMBER 12 Acquired forwards Robert Covington and Dario Šarić, guard Jerryd Bayless and a 2nd-round pick in the 2022 NBA Draft from Philadelphia in exchange for forward Jimmy Butler and center Justin Patton.

NOVEMBER 20 Assigned forward Keita Bates-Diop to Iowa (G-League).

NOVEMBER 25 Recalled forward Keita Bates-Diop to Iowa (G-League).

NOVEMBER 29 Assigned forward Keita Bates-Diop to Iowa (G-League).

DECEMBER 22 Recalled forward Keita Bates-Diop to Iowa (G-League).

2019

JANUARY 4 Assigned forward Keita Bates-Diop to Iowa (G-League).

JANUARY 6 Relieved head coach Tom Thibodeau and assistant coach Andy Greer of their respective duties; promoted Ryan Saunders to interim head coach for the remainder of the season.

JANUARY 6 Waived forward James Nunnally.

JANUARY 10 Recalled forward Keita Bates-Diop to Iowa (G-League).

JANUARY 18 Hired Jerry Sichting as assistant coach.

JANUARY 30 Signed free-agent guard Isaiah Canaan to a 10-day contract.

FEBRUARY 10 Signed guard Isaiah Canaan to a second 10-day contract.

FEBRUARY 27 Assigned forward Robert Covington to Iowa (G-League).

FEBRUARY 27 Signed free-agent forward Cameron Reynolds to a 10-day contract.

MARCH 2 Recalled forward Robert Covington from Iowa (G-League).

MARCH 9 Signed forward Cameron Reynolds to a second 10-day contract.

MARCH 19 Signed forward Cameron Reynolds for the remainder of the season.

MARCH 30 Signed free-agent forward Mitch Creek to a 10-day contract.

APRIL 9 Signed forward Mitch Creek for the remainder of the season.

MAY 3 Timberwolves name Gersson Rosas as the team's President of Basketball Operations.

MAY 20

Timberwolves name Ryan Saunders as Head Coach.

JUNE 20

Selected North Carolina forward Cameron Johnson (1st round, 11th overall) and Washington guard Jaylen Nowell (2nd round, 43rd overall) in the 2019 NBA Draft.

JUNE 26 Extended a qualifying offer to guard Tyus Jones

JUNE 28 Waived forward Cameron Reynolds.

JULY 5 Signed center Naz Reid to a two-way contract.

JULY 6 Acquired guard Jarrett Culver, the 6th overall pick in the 2019 NBA Draft, from Phoenix in exchange for No. 11 overall pick Cameron Johnson and forward Dario Šarić.

JULY 8 Signed guard Jarrett Culver.



WOLVES TRANSACTIONS

JULY 8 Claimed guard Tyrone Wallace off waivers from the Los Angeles Clippers.

JULY 8 Acquired forward Jake Layman in a sign-and-trade deal with Portland in exchange for the rights to Bojan Dubljevic.

JULY 8 Signed forward Noah Vonleh.

JULY 9 Declined to match the offer sheet Tyus Jones received from Memphis.

JULY 12 Signed forward/center Jordan Bell.

JULY 17 Signed center Naz Reid to multi-year contract.

JULY 20 Signed guard Jordan McLaughlin to a two-way contract.

AUGUST 6 Signed guard Jaylen Nowell.

AUGUST 9 Signed forward Kelan Martin to a two-way contract.

SEPTEMBER 4 Signed guard Lindell Wigginton.

SEPTEMBER 16 Signed forward Jordan Murphy.

OCTOBER 14 Waived forward Jordan Murphy and guard Lindell Wigginton. Signed free-agent guards Tyus Battle and Barry Brown Jr. to one-year contracts.

OCTOBER 21 Waived guards Tyus Battle, Barry Brown Jr. and Tyrone Wallace.

OCTOBER 28 Assigned forward Keita Bates-Diop, guard Jaylen Nowell and center Naz Reid to Iowa (G League); transferred forward Kelan Martin and guard Jordan McLaughlin to Iowa.

OCTOBER 31 Exercised the 2020-21 contract option on guard Josh Okogie.

NOVEMBER 6 Transferred two-way player Jordan McLaughlin and recalled Jaylen Nowell from Iowa.

NOVEMBER 9 Assigned guard Jaylen Nowell to Iowa (G League).

NOVEMBER 14 Recalled forward Keita Bates-Diop from Iowa (G League).

NOVEMBER 15 Transferred two-way player Kelan Martin from Iowa (G League).

NOVEMBER 17 Recalled center Naz Reid from Iowa (G League).

NOVEMBER 19 Assigned center Naz Reid to Iowa (G League).

NOVEMBER 23 Recalled guard Jaylen Nowell from Iowa (G League).

NOVEMBER 26 Assigned guard Jaylen Nowell to Iowa (G League).

DECEMBER 1 Recalled center Naz Reid from Iowa (G League).

DECEMBER 4 Transferred two-way player Jordan McLaughlin from Iowa (G League).

DECEMBER 6 Recalled guard Jaylen Nowell from Iowa (G League).

DECEMBER 7 Assigned Jaylen Nowell to Iowa (G League).

DECEMBER 12 Assigned center Naz Reid to Iowa (G League).

DECEMBER 16 Recalled guard Jaylen Nowell and center Naz Reid and transferred two-way player Kelan Martin from Iowa (G League).

DECEMBER 17 Assigned guard Jaylen Nowell and center Naz Reid and transferred two-way player Kelan Martin to Iowa (G League).

DECEMBER 20 Recalled guard Jaylen Nowell from Iowa (G League).

DECEMBER 23 Recalled center Naz Reid and transferred two-way players Kelan Martin and Jordan McLaughlin from Iowa (G League).

DECEMBER 27 Assigned guard Jaylen Nowell and center Naz Reid to Iowa (G League).

DECEMBER 30 Recalled center Naz Reid from Iowa (G League)

2020

JANUARY 1 Recalled guard Jaylen Nowell from Iowa (G League).

JANUARY 3 Assigned guard Jaylen Nowell to Iowa (G League).

JANUARY 16 Acquired guard Allen Crabbe from the Atlanta Hawks in exchange for guards Treveon Graham and Jeff Teague.

JANUARY 25 Recalled guard Jaylen Nowell from Iowa (G League).

JANUARY 29 Assigned guard Jaylen Nowell to Iowa (G League).

FEBRUARY 4 Recalled guard Jaylen Nowell from Iowa (G League).

FEBRUARY 5 Acquired guard Malik Beasley and forwards Juancho Hernangomez and Jarred Vanderbilt from the Denver Nuggets along with forward Evan Turner and a 2020 First Round Pick from the Atlanta Hawks in exchange for guard Shabazz Napier and forwards Keita Bates-Diop and Noah Vonleh to Denver and center Jordan Bell and forward Robert Covington to Houston.

FEBRUARY 6 Acquired guards D'Angelo Russell and Jacob Evans and forward Omari Spellman from the Golden State Warriors in exchange for forward Andrew Wiggins, a 2021 First Round Pick and a 2022 Second Round Pick.

FEBRUARY 6 Acquired forward James Johnson from Miami in exchange for Gorgui Dieng as part of a seven-player, three-team trade involving the Timberwolves, Miami Heat and Memphis Grizzlies.

FEBRUARY 9 Assigned guard Jacob Evans III to Iowa (G League).

FEBRUARY 12 Assigned forward Omari Spellman to Iowa (G League).

FEBRUARY 13 Recalled guard Jacob Evans III and forward Omari Spellman from Iowa (G League).

FEBRUARY 19 Assigned guard Jacob Evans III and forwards Omari Spellman and Jarred Vanderbilt to Iowa (G League).

FEBRUARY 21 Recalled guards Jacob Evans III and forward Kelan Martin from Iowa (G League).

FEBRUARY 22 Assigned guard Jacob Evans III to Iowa (G League).



WOLVES TRANSACTIONS

FEBRUARY 24 Recalled guard Jacob Evans III and forward Jarred Vanderbilt from Iowa (G League).

FEBRUARY 29 Assigned guard Jacob Evans III and forward Jarred Vanderbilt to Iowa (G League).

FEBRUARY 29 Waived forward Allen Crabbe.

NOVEMBER 18 Selected Georgia guard Anthony Edwards (1st round, 1st overall), forward Aleksej Pokusevski (1st round, 17th overall) and Minnesota center Daniel Oturu (2nd round, 33rd overall) in the 2020 NBA Draft.

NOVEMBER 20 Acquired guard Ricky Rubio and the draft rights to number 28 pick Jaden McDaniels from Oklahoma City in exchange for forward James Johnson and the draft rights to number 17 pick Aleksej Pokuševski and Minnesota's 2024 Second Round Pick

NOVEMBER 24 Acquired Ed Davis from New York in exchange for Jacob Evans III, Omari Spellman and the Timberwolves' 2026 Second Round Pick.

NOVEMBER 27 Re-signed free agent guard Malik Beasley.

NOVEMBER 28 Signed guard Ashton Hagans to a two-way contract.

NOVEMBER 28 Re-signed free agent forward Juancho Hernangómez.

DECEMBER 2 Signed forward Tyler Cook to a training camp contract.

DECEMBER 2 Signed number one pick Anthony Edwards to a rookie contract.

DECEMBER 2 Signed forward Jaden McDaniels to a rookie contract.

DECEMBER 3 Signed forward Ade Murkey to a training camp contract.

DECEMBER 3 Signed free-agent forward Rondae Hollis-Jefferson to a training camp contract.

2021

JANUARY 29 Assigned guard Ashton Hagans to Iowa (G League).

FEBRUARY 13 Waived guard Ashton Hagans

FEBRUARY 21 Relieved head coach Ryan Saunders of his coaching duties

FEBRUARY 22 Named Chris Finch as the next head coach of the Minnesota Timberwolves

JUNE 24 Announced the hiring of Micah Nori as an assistant coach

AUGUST 3 Acquired forward Taurean Prince, a 2022 Second Round Pick and cash considerations from the Cleveland Cavaliers in exchange for Ricky Rubio

AUGUST 6 Signed forward Nathan Knight and guard McKinley Wright IV to two-way contracts

AUGUST 25 Acquired guard Patrick Beverley from the Memphis Grizzlies in exchange for guard Jarrett Culver and forward Juancho Hernangómez

AUGUST 31 Announced additions to the coaching staff, including Joe Boylan (Assistant Coach/Director of Player Development), Nate Bubes (Quality Control Coach), Chris Hines (Player Development Associate), Ashlee McGee (Video/Player Development Associate), Alex Stepheson (Video/Player Development Associate), Elston Turner (Assistant Coach) and Addison Walters (Video Associate)

SEPTEMBER 7 Named Jeff Newton as the Head Coach of the Iowa Wolves, the team's G League affiliate

SEPTEMBER 15 Re-signed forward Jarred Vanderbilt guard Jordan McLaughlin

SEPTEMBER 18 Signed guard Leandro Bolmaro

SEPTEMBER 20 Signed forward Brian Bowen II, guard Matt Lewis, guard Isaiah Miller and forward Chris Silva

OCTOBER 15 Waived Brian Bowen II, Matt Lewis, Isaiah Miller and Chris Silva. Signed Vince Edwards

OCTOBER 16 Waived Vince Edwards

OCTOBER 19 Exercised third-year options on Anthony Edwards and Jaden McDaniels

DECEMBER 20 Signed Chris Silva and G Rayjon Tucker to 10-day contracts.

DECEMBER 27 Signed Greg Monroe to a 10-day contract.

2022

FEBRUARY 16 Signed Patrick Beverley to a contract extension

APRIL 11 Signed Head Coach Chris Finch to a multi-year contract extension, while also announcing contract extensions for the team's coaching staff

MAY 23 Announced the hiring of Tim Connelly as President of Basketball Operations

JUNE 24 Acquired the draft rights to the 22nd overall selection center Walker Kessler and the 29th pick guard TyTy Washington from the Memphis Grizzlies in exchange for the 19th selection forward Jake LaRavia and a future second round pick.

JUNE 24 Acquired the rights to 26th pick forward Wendell Moore Jr., from the Houston Rockets in exchange for the draft rights to the 29th pick guard TyTy Washington and future second round picks in 2025 and 2027.

JUNE 24 Acquired draft rights to the 45th pick forward Josh Minott and a 2023 second round pick from the Charlotte Hornets in exchange for the 40th selection guard Bryce McGowens.

JUNE 24 Acquired a second-round pick of the 2026 draft and cash considerations from the Indiana Pacers in exchange for the draft rights of the 48th pick forward Kendall Brown

JUNE 24 Selected guard Matteo Spagnolo with the 50th overall pick

JUNE 29 Exercised team options on guard Jaylen Nowell and center Naz Reid

JUNE 30 Signed forward Taurean Prince to a contract extension



WOLVES TRANSACTIONS

JULY 6 Acquired center Rudy Gobert from the Utah Jazz in exchange for guards Patrick Beverley, Malik Beasley and forward Jarred Vanderbilt, along with guard Leandro Bolmaro, the draft rights to center Walker Kessler and Minnesota's 2023, 2025, 2027 and 2029 first round picks and a 2026 first round pick swap

JULY 7 Signed center Karl-Anthony Towns to a multi-year contract extension

JULY 8 Signed free agent forward Kyle Anderson

JULY 8 Signed guard Wendell Moore Jr.

JULY 12 Signed free agent guard Bryn Forbes

JULY 21 Signed free agent guard Austin Rivers

JULY 25 Re-signed forward Nathan Knight

JULY 25 Signed forward Josh Minott


JULY 27 Signed guard A.J. Lawson to a Two-Way contract

JULY 30 Signed forward Eric Paschall to a Two-Way contract



RETIRED NUMBER

#2



Malik Sealy was tragically killed in an automobile accident on May 20, 2000, cutting short the life of a young man beloved in the Twin Cities and across the country for far more than his on-court skills.

A true professional in every sense of the word, Sealy was actively involved in a wide variety of charitable organizations, including serving on the boards of Wheelchair Charities, Inc., and the Bronx Police Athletic League. He was a regular visitor to the Ronald McDonald House in Minneapolis and took on an active role in various school programs. He also ran basketball clinics in conjunction with the Refugee Project at the Camp Hill Summer Program in North Carolina.

A self-described “Renaissance Man,” Sealy was much more than a basketball player. He started a men’s accessories company, Malik Sealy XXI, Inc., designing and selling neckties. He also opened Baseline Recording Studios in Manhattan in the Spring of 2000 and enjoyed acting, having a significant role in the movie “Eddie” as well as making guest appearances on television’s “The Sentinel” and “Diagnosis Murder.”

A member of the Minnesota Timberwolves during the 1998-99 and 1999-00 seasons, Sealy’s last season with the Wolves was perhaps the finest of his eight-year NBA career. He played in all 82 games, the last 60 as a starter, averaging 11.3 points per game and helping the Timberwolves to their first 50-win season. The photo of Sealy lying on his back after hitting a three at the buzzer to beat Indiana on January 17, 2000 remains one of the most iconic images in Timberwolves history.

Prior to the Wolves home opener vs. Sacramento on November 4, 2000, the Timberwolves raised Sealy’s No. 2 jersey to the rafters in memory of a great person, player and teammate. It remains the only retired jersey in Timberwolves history.



TEAM NAME AND LOGO HISTORY

HOW MINNESOTA’S TEAM BECAME THE TIMBERWOLVES

Minnesota’s expansion team was officially dubbed the “Timberwolves” in December of 1986, nearly three years before the first game would be played on November 3, 1989, and four months before the NBA officially granted Minnesota a team. After original owners Harvey Ratner and Marv Wolfenson submitted a formal expansion proposal to the NBA Board of Governors in October of 1986, they held a “Name the Team” contest that drew 6,076 entries from across the state featuring 1,284 different proposed nicknames. The two most common submissions, Timberwolves and Polars, were deemed finalists and the 842 city councils in Minnesota were asked to submit their vote for the winner. “Timberwolves” was selected by a 2-to-1 margin. Timberwolves was a fitting name for Minnesota’s new team, as the state is home to the largest wolf population in the U.S. and the International Wolf Center, a comprehensive wolf research facility, is located in Ely, Minnesota.

1989-90 THROUGH 1995-96 SEASONS

Similar to the naming contest, the Timberwolves held a public contest to select the team’s first logo. After receiving over 2,600 submissions, some coming from as far away as Alaska and Norway, the team settled on a design submitted by Mark Thompson of Austin, Minnesota. Original Team President Bob Stein described the winning submission as “aggressive, but not sinister.” The logo was first unveiled to the public on an oversized \$20,000 check that the team donated to the United Way on September 17, 1987.



1996-97 THROUGH 2007-08 SEASONS Amid a display of lasers and smoke at the Mall of America’s main rotunda, the Wolves turned the page on the franchise’s expansion days by unveiling this new look on May 18, 1996. Owner Glen Taylor described the new logo, designed by L.A.-based Mednick Design Group, as “a step towards being more competitive, more aggressive.” The new design featured a metallic color scheme and a more ferocious, intimidating wolf.



2008-09 THROUGH 2015-16 SEASONS

In honor of the Timberwolves’ 20th season of play, the team’s logo underwent a facelift to usher in a new era of Wolves basketball. Designed with assistance from Adidas, the new version features a white accent on the face of the wolf along with a sleeker look for the tree line and text. Beginning with the 2008-09 season, the Wolves also feature a new secondary logo depicting a wolf howling at the moon with a basketball in the background. The inclusion of the basketball pays homage to the original Wolves logo, which also featured a basketball background.



A NEW ERA

On April 11th, 2017, the Timberwolves unveiled their new logo – just the second major overhaul of brand identity in franchise history. Created by Mississippi-based design expert Rodney Richardson of RARE Designs, the new logo features a howling wolf facing forward, the iconic North Star and the new Timberwolves wordmark featuring the Team Rune “A.” The logo’s color scheme reflects a sense of place, with each color in the palette tied to a part of the Minnesota landscape. Colors include Midnight Blue, Aurora Green, Frost White, Moonlight Grey and Lake Blue.



RECORDS



WOLVES INDIVIDUAL RECORDS

MOST POINTS

Career:	19,201	Kevin Garnett	1995-2007, 2014-16
Season:	2,061	Karl-Anthony Towns	2016-17
Game:	60	Karl-Anthony Towns	@ San Antonio, 3/14/22
Half:	37	Mo Williams	@ Indiana (2nd), 1/13/15
Quarter:	32	Karl-Anthony Towns	@ San Antonio (3rd), 3/14/22
Overtime:	12	Jimmy Butler	vs. Denver, 12/27/17

MOST FIELD GOALS MADE

Career:	7,647	Kevin Garnett	1995-2007, 2014-16
Season:	804	Kevin Garnett	2003-04
Game:	19	Most recently: Karl-Anthony Towns	@ San Antonio, 3/14/22
Half:	14	Derrick Rose	vs. Utah (2nd), 10/31/18
Quarter:	9	Most recently: Karl-Anthony Towns	@ San Antonio (3rd), 3/14/22
Overtime:	4	Most recently: J.J. Barea	@ Oklahoma City (2nd), 3/23/12

MOST CONSECUTIVE FIELD GOALS MADE

13	Felton Spencer	11/7/90 to 11/13/90;
	Kevin Garnett	12/3/97 to 12/5/97;
	Kevin Garnett	2/3/06 to 2/4/06

MOST FIELD GOALS ATTEMPTED

Career:	15,560	Kevin Garnett	1995-2007, 2014-16
Season:	1,611	Kevin Garnett	2003-04
Game:	33	Most recently: Andrew Wiggins	vs. Golden State, 11/8/19 (OT)
Half:	21	Mo Williams	@ Indiana (2nd), 1/13/15
Quarter:	14	Karl-Anthony Towns	@ Indiana (1st), 2/28/19

HIGHEST FIELD-GOAL PERCENTAGE

Career:	.572	(729-1,274) Taj Gibson	2017-19
Season:	.577	(425-737) Taj Gibson	2017-18
Game:	.923	(12-13) Kevin Garnett	@ Portland, 2/3/06
Half:	1.000	(9-9) Kevin Garnett	vs. Dallas (1st), 3/21/01
Quarter:	1.000	(8-8) Al Jefferson	@ Charlotte (3rd), 4/8/08;
		(8-8) Al Jefferson	vs. Memphis (4th), 2/6/10;
		(8-8) Karl-Anthony Towns	vs. New York (1st), 11/30/16

MOST THREE-POINT FIELD GOALS MADE

Career:	779	Karl-Anthony Towns	2015-22
Season:	240	Malik Beasley	2021-22
Game:	11	Malik Beasley	vs. Oklahoma City, 3/9/22
Half:	7	Malik Beasley	vs. Oklahoma City (1st), 3/9/22
Quarter:	6	James Robinson	@ Cleveland (4th), 12/30/96;
		Malik Beasley	@ Dallas (4th), 2/8/21;
		Malik Beasley	vs. Oklahoma City (1st), 3/9/22
Overtime:	2	Most recently: D'Angelo Russell	@ Philadelphia (1st), 11/27/21

MOST CONSECUTIVE THREE-POINT FIELD GOALS MADE

10	Karl-Anthony Towns	2/1/18 to 2/7/18
----	--------------------	------------------

MOST CONSECUTIVE GAMES WITH A THREE-POINT FIELD GOAL

83	Karl-Anthony Towns	10/23/19 to 5/13/21
----	--------------------	---------------------

MOST THREE-POINT FIELD GOALS ATTEMPTED

Career:	1,961	Karl-Anthony Towns	2015-22
Season:	637	Malik Beasley	2021-22
Game:	17	Malik Beasley	vs. Oklahoma City, 3/9/22
Half:	11	Most recently: Malik Beasley	@ Atlanta (2nd), 1/19/22
Quarter:	9	Shane Heal	vs. Seattle (4th), 11/27/96

HIGHEST THREE-POINT FIELD-GOAL PERCENTAGE

Career:	.461	(146-317) Fred Hoiberg	2003-05
Season:	.483	(70-145) Fred Hoiberg	2004-05
Game:	1.000	(6-6) Chuck Person	vs. Miami, 2/10/93;
		(6-6) Karl-Anthony Towns	@ Cleveland, 2/7/18

MOST FREE THROWS MADE

Career:	3,743	Kevin Garnett	1995-2007, 2014-16
Season:	520	Kevin Love	2013-14
Game:	19	Kevin Love	@ Milwaukee, 12/27/11
Half:	15	Tony Campbell	vs. L.A. Clippers (2nd), 3/8/90
Quarter:	13	Kevin Love	@ Milwaukee (1st), 12/27/11
Overtime:	7	Jimmy Butler	vs. Denver, 12/27/17

MOST CONSECUTIVE FREE THROWS MADE

97	Micheal Williams	3/24/93 to 11/9/93
----	------------------	--------------------

MOST FREE THROWS ATTEMPTED

Career:	4,806	Kevin Garnett	1995-2007, 2014-16
Season:	633	Kevin Love	2013-14
Game:	24	Kevin Love	@ Milwaukee, 12/27/11
Half:	22	Tony Campbell	vs. L.A. Clippers (2nd), 3/8/90
Quarter:	15	Ricky Davis	vs. Memphis (4th), 2/26/06;
		Kevin Love	@ Milwaukee (1st), 12/27/11;
		Andrew Wiggins	vs. L.A. Lakers (4th), 11/13/16
Overtime:	9	Jimmy Butler	vs. Denver, 12/27/17

HIGHEST FREE-THROW PERCENTAGE

Career:	.895	(504-563) Terrell Brandon	1999-2002
Season:	.907	(419-462) Micheal Williams	1992-93
Game:	1.000	(16-16) Tony Campbell	vs. Utah, 12/17/89;
		(16-16) Micheal Williams	vs. Indiana, 4/7/93

MOST REBOUNDS

Career:	10,718	Kevin Garnett	1995-2007, 2014-16
Season:	1,139	Kevin Garnett	2003-04
Game:	31	Kevin Love	vs. New York, 11/12/10
Half:	22	Kevin Love	vs. New York (2nd), 11/12/10
Quarter:	15	Kevin Love	vs. New York (3rd), 11/12/10
Overtime:	5	Most recently: Anthony Edwards	@ Chicago, 2/24/21

MOST OFFENSIVE REBOUNDS

Career:	2,588	Kevin Garnett	1995-2007, 2014-16
Season:	330	Kevin Love	2010-11
Game:	12	Al Jefferson	vs. Phoenix, 11/26/08;
		Kevin Love	vs. New York, 11/12/10
Half:	9	Kevin Love	vs. New York (2nd), 11/12/10
Quarter:	7	Ed Davis	vs. Brooklyn (4th), 4/13/21



WOLVES INDIVIDUAL RECORDS

MOST DEFENSIVE REBOUNDS

Career:	8,130	Kevin Garnett	1995-2007, 2014-16
Season:	894	Kevin Garnett	2003-04
Game:	23	Kevin Garnett	@ Sacramento, 12/5/03 (OT); vs. Orlando, 1/12/05;
		Kevin Garnett	@ Houston, 1/13/10 (3OT)
Half:	14	Al Jefferson	vs. Orlando (2nd), 1/12/05
Quarter:	10	Kevin Garnett	vs. Sacramento (1st), 2/19/04;
		Kevin Love	vs. New York (3rd), 11/12/10

MOST ASSISTS

Career:	4,216	Kevin Garnett	1995-2007, 2014-16
Season:	734	Pooh Richardson	1990-91
Game:	19	Ricky Rubio	vs. Washington, 3/13/17
Half:	14	Pooh Richardson	@ Washington (1st), 3/13/92
Quarter:	10	Most recently: Ricky Rubio	vs. Washington (1st), 3/13/17
Overtime:	4	Malik Sealy	vs. Toronto, 3/26/00;
		Kevin Garnett	vs. Atlanta, 4/4/00

MOST BLOCKED SHOTS

Career:	1,590	Kevin Garnett	1995-2007, 2014-16
Season:	178	Kevin Garnett	2003-04
Game:	9	Randy Breuer	vs. Orlando, 4/13/90;
		Rasho Nesterovic	@ Dallas, 3/10/03
Half:	7	Rasho Nesterovic	vs. Sacramento (1st), 2/7/01
Quarter:	6	Rasho Nesterovic	vs. Sacramento (1st), 2/7/01
Overtime:	3	Kevin Garnett	@ New Jersey, 3/24/00

MOST STEALS

Career:	1,315	Kevin Garnett	1995-2007, 2014-16
Season:	190	Ricky Rubio	2013-14
Game:	8	Most recently: Ricky Rubio	@ New York, 12/16/15
Half:	7	Tom Gugliotta	@ Portland (1st), 2/21/95
Quarter:	7	Tom Gugliotta	@ Portland (2nd), 2/21/95
Overtime:	2	Terry Porter	@ Houston, 1/16/98;
		Ricky Davis	vs. Denver, 2/24/06

MOST PERSONAL FOULS

Career:	2,437	Kevin Garnett	1995-2007, 2014-16
Season:	338	Sam Mitchell	1990-91
Game:	6	Several times	
Half:	6	Most recently: Gorgui Dieng	vs. San Antonio (2nd), 3/21/17
Quarter:	6	Gerald Glass	@ Phoenix (4th), 12/19/90;
		Doug West	@ Washington (4th), 2/17/94;
		Andrae Patterson	@ Seattle (4th), 4/21/99
Overtime:	5	Sam Mitchell	@ Golden State, 1/5/96

MOST DISQUALIFICATIONS (6 FOULS)

Career:	31	Felton Spencer	1990-93
Season:	14	Felton Spencer	1990-91

MOST TURNOVERS

Career:	2,404	Kevin Garnett	1995-2007, 2014-16
Season:	293	Tom Gugliotta	1996-97
Game:	11	Karl-Anthony Towns	vs. Miami, 4/5/19
Half:	8	Chuck Person	@ Denver (1st), 1/25/93
Quarter:	6	Most recently: Micheal Williams	@ Atlanta (1st), 3/19/93
Overtime:	3	Tyrone Corbin	@ New Jersey, 3/20/91

MOST GAMES PLAYED

Career:	970	Kevin Garnett	1995-2007, 2014-16
Season:	82	Most recently: Taj Gibson	2017-18
		Tyus Jones	2017-18
		Karl-Anthony Towns	2017-18
		Andrew Wiggins	2017-18
Consecutive:	351	Kevin Garnett	2/21/02 thru 4/7/06

MOST GAMES STARTED

Career:	933	Kevin Garnett	1995-2007, 2014-16
Season:	82	Tyrone Corbin	1990-91;
		Pooh Richardson	1990-91 and 1991-92;
		Kevin Garnett	1997-98, 2002-03, 2003-04 and 2004-05;
		Wally Szczerbiak	2000-01 and 2001-02;
		Rasho Nesterovic	2001-02;
		Latrell Sprewell	2003-04;
		Al Jefferson	2007-08;
		Corey Brewer	2009-10;
		Luke Ridnour	2012-13;
		Ricky Rubio	2013-14;
		Andrew Wiggins	2014-15, 2016-17 and 2017-18;
		Karl-Anthony Towns	2015-16, 2016-17 and 2017-18;
		Gorgui Dieng	2016-17
		Taj Gibson	2017-18
Consecutive:	351	Kevin Garnett	2/21/02 thru 4/7/06

MOST MINUTES PLAYED

Career:	36,190	Kevin Garnett	1995-2007, 2014-16
Season:	3,321	Kevin Garnett	2002-03
Game (Reg.):	48	Most recently: J.J. Barea	vs. Golden State, 4/22/12
Game (OT):	58	Sam Mitchell	vs. Philadelphia, 2/3/91 (2OT)
Consecutive:	181	Tyrone Corbin	4/13/90 to 4/20/90 (From start of 3rd quarter 4/13 vs. Orlando until 10:48 of 2nd quarter 4/20 @ Utah)



WOLVES TEAM HIGHS

MOST POINTS

Season:	9,507	2021-22	
Game:	149	@ San Antonio	3/14/22
1st Half:	81	vs. L.A. Clippers	2/8/20
2nd Half:	81	@ Indiana	4/7/21
1st Quarter:	47	@ L.A. Lakers	11/10/13
2nd Quarter:	46	vs. Charlotte	4/19/92
3rd Quarter:	46	vs. Portland	3/5/22;
		@ San Antonio	3/14/22
4th Quarter:	46	vs. New Jersey	12/26/97
Overtime:	19	Most recently: vs. Brooklyn	12/30/19

MOST FIELD GOALS MADE

Season:	3,413	2018-19	
Game:	56	vs. New Orleans	4/13/16
Half:	31	vs. Denver (1st)	4/4/91;
		@ Houston (1st)	4/3/22
Quarter:	19	vs. Charlotte (2nd)	4/19/92
Overtime:	7	Most recently: vs. Brooklyn	12/30/19

MOST FIELD GOALS ATTEMPTED

Season:	7,483	2018-19	
Game:	114	vs. Washington	3/9/19 (OT)
	112	vs. Philadelphia	12/13/91
Half:	62	@ San Antonio (2nd)	2/6/99
Quarter:	35	vs. Philadelphia (4th)	12/13/91
Overtime:	16	vs. Sacramento	11/5/03

HIGHEST FIELD-GOAL PERCENTAGE

Season:	.476	(3,365-7,063) 2017-18	
Game:	.684	(52-76) vs. Brooklyn	3/5/16
Half:	.743	(26-35) vs. L.A. Lakers (1st)	12/20/89
Quarter:	.857	(12-14) vs. Phoenix (2nd)	12/13/97
Overtime:	1.000	(5-5) vs. Toronto	3/26/00

MOST THREE-POINT FIELD GOALS MADE

Season:	1,211	2021-22	
Game:	26	vs. L.A. Clippers	2/8/20
Half:	16	@ Denver (1st)	12/15/21
Quarter:	9	Most recently: vs. Milwaukee (3rd)	3/19/22
Overtime:	3	Most recently: @ Philadelphia (1st)	11/27/21

MOST THREE-POINT FIELD GOALS ATTEMPTED

Season:	3,386	2021-22	
Game:	55	vs. Miami	11/24/21;
		vs. Charlotte	2/15/22 (OT)
Half:	32	@ Milwaukee (2nd)	2/23/21

HIGHEST THREE-POINT FIELD-GOAL PERCENTAGE

Season:	.378	(396-1,047) 2001-02	
Game:	1.000	(2-2) Most recently: @ Milwaukee	12/14/91

MOST FREE THROWS MADE

Season:	1,824	1994-95	
Game:	52	@ Denver	3/3/14
Half:	32	vs. Boston (2nd)	1/21/98
Quarter:	23	vs. Utah (4th)	4/12/04
Overtime:	13	vs. Memphis	12/29/08

MOST FREE THROWS ATTEMPTED

Season:	2,355	1994-95	
Game:	64	@ Denver	3/3/14
Half:	38	vs. Dallas (2nd)	11/12/93
Quarter:	28	vs. Utah (4th)	4/12/04
Overtime:	13	vs. Memphis	12/29/08;
		@ Golden State	4/5/16

HIGHEST FREE-THROW PERCENTAGE

Season:	.804	(1,592-1,980) 2017-18	
Game:	1.000	(31-31) @ Memphis	2/19/16

MOST REBOUNDS

Season:	3,673	2018-19	
Game:	67	vs. Portland	3/7/22
Half:	42	@ Phoenix (1st)	4/1/05

MOST OFFENSIVE REBOUNDS

Season:	1,275	1990-91	
Game:	28	@ L.A. Clippers	2/15/91;
		vs. L.A. Lakers	3/16/99
Half:	19	@ Denver (2nd)	1/21/91

MOST DEFENSIVE REBOUNDS

Season:	2,750	2018-19	
Game:	51	@ Sacramento	12/26/19 (2OT)
	50	vs. Indiana	3/9/11
Half:	28	Most recently: @ Orlando (1st)	5/9/21

MOST ASSISTS

Season:	2,205	1999-2000	
Game:	43	vs. Chicago	4/13/03
Half:	25	vs. Chicago (2nd)	4/13/03
Quarter:	15	Most recently: vs. Chicago (3rd)	4/13/03
Overtime:	6	vs. Atlanta	4/4/00

MOST BLOCKED SHOTS

Season:	557	1996-97	
Game:	16	vs. Philadelphia	12/13/91
Half:	11	vs. Sacramento (1st)	2/7/01
Quarter:	8	vs. Sacramento (1st)	2/7/01
Overtime:	4	@ Denver	2/20/12

MOST STEALS

Season:	789	1989-90	
Game:	18	vs. Houston	10/20/21
Half:	13	vs. New Jersey (2nd)	10/28/09
Quarter:	8	Most recently: vs. Oklahoma City (1st)	1/5/22
Overtime:	3	Most recently: vs. Washington	3/9/19

MOST PERSONAL FOULS

Season:	2,074	1994-95	
Game:	37	@ Utah	11/24/97 (OT)
	36	vs. San Antonio	3/24/95;
		@ Utah	3/2/02
Half:	25	@ Phoenix (2nd)	3/14/00
Quarter:	18	@ Cleveland (4th)	12/30/96
Overtime:	8	Most recently: vs. Philadelphia	12/12/17

MOST DISQUALIFICATIONS (6 FOULS)

Season:	35	1990-91	
Game:	4	@ Detroit	1/8/00

MOST TURNOVERS

Season:	1,478	1993-94	
Game:	29	@ New Jersey	11/4/02;
		@ Memphis	10/30/10
Half:	19	@ Vancouver (2nd)	4/3/96
Quarter:	12	@ Sacramento (3rd)	4/20/21
Overtime:	5	@ New Jersey	3/20/91



WOLVES TEAM LOWS

FEWEST POINTS

Season:	7,522	2005-06	
Game:	61	@ New Jersey	10/31/03
1st Half:	26	@ Houston	1/17/04
2nd Half:	21	vs. Golden State	12/11/99
1st Quarter:	8	Most recently: vs. Phoenix	4/11/09
2nd Quarter:	8	Most recently: vs. Memphis	12/29/08
3rd Quarter:	7	vs. Golden State	12/11/99
4th Quarter:	7	vs. L.A. Lakers	12/20/06
Overtime:	2	vs. Sacramento	12/23/92;
		vs. Denver (2nd)	1/3/95

FEWEST FIELD GOALS MADE

Season:	2,792	1994-95	
Game:	22	vs. Atlanta	4/12/97
Half:	7	vs. Philadelphia (2nd)	2/20/13
Quarter:	1	Most recently: vs. L.A. Clippers (4th)	3/2/15
Overtime:	1	Most recently: @ Memphis	11/8/21

FEWEST FIELD GOALS ATTEMPTED

Season:	6,219	1994-95	
Game:	59	@ Utah	12/1/94
Half:	24	vs. Utah (2nd)	4/12/04
Quarter:	9	vs. Utah (4th)	4/12/04
Overtime:	4	Most recently: vs. Memphis	12/29/08

LOWEST FIELD-GOAL PERCENTAGE

Season:	.425	(1,838-4,327) 1998-99	
Game:	.293	(24-82) vs. Miami	12/7/13
Half:	.190	(8-42) vs. Atlanta (2nd)	2/25/96
Quarter:	.063	(1-16) vs. Memphis (2nd)	12/29/08
Overtime:	.100	(1-10) vs. Washington	11/13/91

FEWEST THREE-POINT FIELD GOALS MADE

Season:	73	1989-90	
Game:	0	Most recently: @ Houston	1/11/08

FEWEST THREE-POINT FIELD GOALS ATTEMPTED

Season:	294	1989-90	
Game:	0	Most recently: @ Dallas	1/12/94

LOWEST THREE-POINT FIELD-GOAL PERCENTAGE

Season:	.248	(73-294) 1989-90	
Game:	.000	Most attempted without a make: 12, vs. Indiana	2/17/95

FEWEST FREE THROWS MADE

Season:	1,246	2007-08	
Game:	2	vs. Portland	2/7/96;
		vs. Phoenix	2/2/05
Half:	0	Most recently: vs. Dallas (2nd)	3/1/20

FEWEST FREE THROWS ATTEMPTED

Season:	1,693	2007-08	
Game:	5	vs. Portland	2/7/96;
		vs. Phoenix	2/2/05
Half:	0	Most recently: @ Orlando (2nd)	12/17/12

LOWEST FREE-THROW PERCENTAGE

Season:	.735	(1,531-2,082) 1990-91	
Game:	.308	(4-13) vs. Houston	11/25/90

FEWEST REBOUNDS

Season:	2,973	1994-95	
Game:	22	Most recently: @ L.A. Lakers	12/2/05
Half:	8	Most recently: @ L.A. Lakers (1st)	12/2/05

FEWEST OFFENSIVE REBOUNDS

Season:	811	2005-06	
Game:	2	@ Utah	3/2/18
Half:	0	Most recently: vs. Oklahoma City (2nd)	3/9/22

FEWEST DEFENSIVE REBOUNDS

Season:	2,053	1989-90	
Game:	15	Most recently: vs. Cleveland	12/15/95
Half:	4	Most recently: @ L.A. Lakers (1st)	12/2/05

FEWEST ASSISTS

Season:	1,290	2011-12	
Game:	6	@ L.A. Clippers	12/10/96
Half:	1	@ Portland (2nd)	4/4/95
Quarter:	0	Most recently: @ Washington (4th)	12/1/21

FEWEST BLOCKED SHOTS

Season:	296	2013-14	
Game:	0	Most recently: @ Boston	4/9/21 (OT)

FEWEST STEALS

Season:	460	2004-05	
Game:	0	@ San Antonio	3/18/04;
		vs. Boston	2/6/05;
		vs. New Orleans	2/8/16

FEWEST PERSONAL FOULS

Season:	1,495	2017-18	
Game:	9	@ Dallas	11/30/13
Half:	2	@ San Antonio (1st)	12/13/06
Quarter:	0	Most recently: vs. Atlanta (3rd)	12/6/21

FEWEST TURNOVERS

Season:	1,021	2017-18	
Game:	4	Most recently: vs. L.A. Lakers	1/29/12
Half:	0	@ Portland (1st)	2/27/05;
		@ L.A. Lakers (2nd)	4/6/18



WOLVES ROOKIE RECORDS

MOST POINTS

Season:	1,503	Karl-Anthony Towns	2015-16
Game:	42	Anthony Edwards Anthony Edwards	@ Phoenix, 3/18/21; vs. Memphis, 5/5/21

MOST FIELD GOALS MADE

Season:	625	Karl-Anthony Towns	2015-16
Game:	17	Anthony Edwards	vs. Memphis, 5/5/21

MOST FIELD GOALS ATTEMPTED

Season:	1,211	Anthony Edwards	2020-21
Game:	31	Anthony Edwards	@ Phoenix, 3/18/21

HIGHEST FIELD-GOAL PERCENTAGE

Season:	.542	(625-1,153) Karl-Anthony Towns	2015-16
---------	------	--------------------------------	---------

MOST THREE-POINT FIELD GOALS MADE

Season:	171	Anthony Edwards	2020-21
Game:	8	Anthony Edwards	vs. Memphis, 5/5/21

MOST THREE-POINT FIELD GOALS ATTEMPTED

Season:	520	Anthony Edwards	2020-21
Game:	14	Anthony Edwards	vs. Portland, 3/14/21

MOST FREE THROWS MADE

Season:	462	Christian Laettner	1992-93
Game:	18	Christian Laettner	vs. Sacramento, 2/18/93

MOST FREE THROWS ATTEMPTED

Season:	553	Christian Laettner	1992-93
Game:	20	Christian Laettner	vs. Sacramento, 2/18/93

HIGHEST FREE-THROW PERCENTAGE

Season:	.854	(164-192) Randy Foye	2006-07
---------	------	----------------------	---------

MOST REBOUNDS

Season:	857	Karl-Anthony Towns	2015-16
Game:	21	Gorgui Dieng Karl-Anthony Towns	@ Houston, 3/20/14; vs. Dallas, 4/3/16

MOST OFFENSIVE REBOUNDS

Season:	274	Kevin Love	2008-09
Game:	11	Felton Spencer	vs. L.A. Clippers, 12/11/90

MOST DEFENSIVE REBOUNDS

Season:	629	Karl-Anthony Towns	2015-16
Game:	18	Karl-Anthony Towns	vs. Dallas, 4/3/16

MOST ASSISTS

Season:	554	Pooh Richardson	1989-90
Game:	17	Stephon Marbury	vs. Milwaukee, 4/18/97

MOST STEALS

Season:	133	Pooh Richardson	1989-90
Game:	6	Most recently: Ricky Rubio	@ New Jersey, 2/3/12

MOST PERSONAL FOULS

Season:	337	Felton Spencer	1990-91
---------	-----	----------------	---------

MOST DISQUALIFICATIONS (6 FOULS)

Season:	14	Felton Spencer	1990-91
---------	----	----------------	---------

MOST TURNOVERS

Season:	275	Christian Laettner	1992-93
Game:	10	Christian Laettner	@ Phoenix, 4/14/93

MOST BLOCKED SHOTS

Season:	138	Karl-Anthony Towns	2015-16
Game:	7	Kevin Garnett Dean Garrett	vs. Dallas, 2/5/96; vs. Boston, 3/16/97

MOST MINUTES PLAYED

Season:	2,969	Andrew Wiggins	2014-15
Game (Reg.):	48	Most recently: Pooh Richardson	vs. Denver, 4/17/90
Game (OT):	54	Wally Szczerbiak	@ Vancouver, 4/14/00 (2OT)

MOST GAMES

Season:	82	Pooh Richardson Randy Foye Craig Smith Andrew Wiggins Karl-Anthony Towns	1989-90; 2006-07; 2006-07; 2014-15; 2015-16
---------	----	--	---

MOST STARTS

Season:	82	Andrew Wiggins Karl-Anthony Towns	2014-15; 2015-16
---------	----	--------------------------------------	---------------------



OPPONENT INDIVIDUAL RECORDS

MOST POINTS

Season:	181	Karl Malone, Utah (5 games)
Game:	55	Tony Parker
	53	Shaquille O'Neal
Half:	36	Carmelo Anthony
Quarter:	33	Carmelo Anthony
Overtime:	11	Ray Allen
		Shai Gilgeous-Alexander

MOST FIELD GOALS MADE

Season:	67	David Robinson, San Antonio (6 games)
		Hakeem Olajuwon, Houston (5 games)
Game:	22	Shaquille O'Neal
		Tony Parker

MOST FIELD GOALS ATTEMPTED

Season:	118	Hakeem Olajuwon, Houston (5 games)
Game:	41	James Harden

HIGHEST FIELD-GOAL PERCENTAGE

Season:	.938	(15-16) Dikembe Mutombo, Atlanta (2 games)
Game:	1.000	(11-11) Dikembe Mutombo
		(11-11) Steven Adams

MOST THREE-POINT FIELD GOALS MADE

Season:	30	Stephen Curry, Golden State (4 games)
Game:	11	Stephen Curry
	10	Joe Dumars
		Ty Lawson

MOST THREE-POINT FIELD GOALS ATTEMPTED

Season:	59	Stephen Curry, Golden State (4 games)
Game:	22	James Harden
		James Harden

MOST FREE THROWS MADE

Season:	62	Karl Malone, Utah (5 games)
Game:	22	Kevin Martin

MOST FREE THROWS ATTEMPTED

Season:	77	Karl Malone, Utah (5 games)
Game:	24	Karl Malone
		Kevin Martin

HIGHEST FREE-THROW PERCENTAGE

Season:	1.000	(29-29) Kevin Durant, Oklahoma City (4 games)
Game:	1.000	(19-19) Kawhi Leonard

MOST REBOUNDS

Season:	94	Dennis Rodman, San Antonio (5 games)
Game:	29	Dennis Rodman
		Dikembe Mutombo

MOST OFFENSIVE REBOUNDS

Season:	33	Dennis Rodman, San Antonio (5 games)
Game:	15	Jayson Williams

1989-90	vs. San Antonio, 11/5/08 (2OT)
@ Orlando, 4/20/94	@ Denver (2nd), 12/10/08
@ Denver (3rd), 12/10/08	@ Seattle, 11/4/05;
@ Oklahoma City, 12/6/19	

1991-92;	1993-94
@ Orlando, 4/20/94;	vs. San Antonio, 11/5/08 (2OT)

1993-94	vs. Houston, 11/16/19
---------	-----------------------

1999-00	@ Atlanta, 12/14/99;
@ Oklahoma City, 12/11/17	

2018-19	vs. Golden State, 3/29/19 (OT)
@ Detroit, 11/8/94;	@ Denver, 4/9/11

2018-19	vs. Houston, 2/13/19;
vs. Houston, 11/16/19	

1989-90	@ Sacramento, 3/7/08
---------	----------------------

1989-90	vs. Utah, 12/17/89;
@ Sacramento, 3/7/08	

2012-13	vs. L.A. Clippers, 12/13/19
---------	-----------------------------

1993-94	@ San Antonio, 11/9/93;
@ Atlanta, 12/14/99	

1993-94	@ New Jersey, 1/9/97
---------	----------------------

MOST DEFENSIVE REBOUNDS

Season:	61	Dennis Rodman, San Antonio (5 games)	1993-94
Game:	21	Domantas Sabonis	vs. Indiana, 11/29/21

MOST ASSISTS

Season:	78	John Stockton, Utah (5 games)	1991-92
Game:	23	John Stockton	@ Utah, 4/17/92

MOST BLOCKED SHOTS

Season:	34	Dikembe Mutombo, Denver (6 games)	1994-95
Game:	12	David Robinson	@ San Antonio, 2/23/90

MOST STEALS

Season:	21	John Stockton, Utah (5 games)	1992-93
Game:	8	Most recently: Paul Millsap	@ Utah, 3/15/12 (OT)

MOST PERSONAL FOULS

Season:	24	Brian Williams, Denver (5 games)	1994-95
---------	----	----------------------------------	---------

MOST DISQUALIFICATIONS (6 FOULS)

Season:	2	on 14 occasions
---------	---	-----------------

MOST TURNOVERS

Season:	24	Karl Malone, Utah (5 games)	1991-92;
		Hakeem Olajuwon, Houston (6 games)	1992-93;
		James Harden, Houston (4 games)	2016-17
Game:	11	James Harden	@ Houston, 1/11/20

MOST MINUTES PLAYED

Season:	258	Hakeem Olajuwon, Houston (6 games)	1992-93
Game (Reg.):	48:00	Most recently: Charles Jenkins	vs. Golden State, 4/22/12
Game (OT):	59:25	Aaron Brooks	@ Houston, 1/13/10 (3OT)



OPPONENT TEAM HIGHS

MOST POINTS

Game:	152	@ Phoenix	3/16/10
1st Half:	83	@ Philadelphia	1/15/19;
		@ Oklahoma City	2/6/21
2nd Half:	82	@ Houston	1/11/20
1st Quarter:	47	Oklahoma City @ Minnesota	4/15/15
2nd Quarter:	47	@ Portland	1/7/21
3rd Quarter:	47	@ Seattle	2/22/95
4th Quarter:	45	@ Denver	3/3/14;
		@ Sacramento	12/12/18
Overtime:	21	@ L.A. Lakers	3/24/17;
		@ Boston	4/9/21

MOST FIELD GOALS MADE

Game:	60	@ Golden State	4/1/94;
		@ Oklahoma City	3/23/12 (2OT)

MOST FIELD GOALS ATTEMPTED

Game:	115	Washington @ Minnesota	11/13/91 (OT)
	108	Dallas @ Minnesota	3/3/04

HIGHEST FIELD-GOAL PERCENTAGE

Game:	.667	(46-69) @ Detroit	11/8/94;
		(56-84) @ New Orleans	11/14/14;
		(56-84) Indiana @ Minnesota	10/24/17

MOST THREE-POINT FIELD GOALS MADE

Game:	25	Atlanta @ Minnesota	12/6/21;
		Utah @ Minnesota	12/8/21

MOST THREE-POINT FIELD GOALS ATTEMPTED

Game:	58	@ Houston	2/25/17
-------	----	-----------	---------

HIGHEST THREE-POINT FIELD-GOAL PERCENTAGE

Game:	1.000	(6-6) Utah @ Minnesota	3/15/99
-------	-------	------------------------	---------

MOST FREE THROWS MADE

Game:	51	Utah @ Minnesota	12/17/89
-------	----	------------------	----------

MOST FREE THROWS ATTEMPTED

Game:	58	Utah @ Minnesota	12/17/89
-------	----	------------------	----------

HIGHEST FREE-THROW PERCENTAGE

Game:	1.000	(22-22) @ Oklahoma City	2/22/13;
		(22-22) @ San Antonio	4/17/13

MOST REBOUNDS

Game:	67	@ Sacramento	12/26/19 (2OT)
	66	@ Portland	11/4/18

MOST OFFENSIVE REBOUNDS

Game:	30	@ Dallas	3/22/96;
		@ Dallas	3/10/03

MOST DEFENSIVE REBOUNDS

Game:	55	Milwaukee @ Minnesota	10/26/18
-------	----	-----------------------	----------

MOST ASSISTS

Game:	45	@ Golden State	4/1/94
-------	----	----------------	--------

MOST BLOCKED SHOTS

Game:	16	Philadelphia @ Minnesota	2/3/91 (2 OT);
		San Antonio @ Minnesota	12/11/91

MOST STEALS

Game:	22	@ Golden State	11/9/09;
		@ Memphis	10/30/10

MOST PERSONAL FOULS

Game:	39	@ Utah	11/24/97 (OT)
	37	@ Denver	3/3/14

MOST DISQUALIFICATIONS (6 FOULS)

Game:	3	@ Denver	11/21/92;
		@ Cleveland	2/2/98;
		@ Denver	2/5/00 (OT)

MOST TURNOVERS

Game:	30	New Orleans @ Minnesota	10/23/21
-------	----	-------------------------	----------



OPPONENT TEAM LOWS

FEWEST POINTS

Game:	56	Toronto @ Minnesota	11/1/03
1st Half:	23	Utah @ Minnesota	11/18/14
2nd Half:	21	@ Indiana	12/23/06
1st Quarter:	8	Utah @ Minnesota	4/6/05
2nd Quarter:	6	Atlanta @ Minnesota	11/23/94
3rd Quarter:	7	@ Vancouver	2/19/97
4th Quarter:	8	@ Atlanta	3/1/94
Overtime:	0	@ Chicago	11/7/16

FEWEST FIELD GOALS MADE

Game:	19	Toronto @ Minnesota	11/1/03
-------	----	---------------------	---------

FEWEST FIELD GOALS ATTEMPTED

Game:	58	Utah @ Minnesota	12/17/89
-------	----	------------------	----------

LOWEST FIELD-GOAL PERCENTAGE

Game:	.275	(19-69) Toronto @ Minnesota	11/1/03
-------	------	-----------------------------	---------

LOWEST THREE-POINT FIELD-GOAL PERCENTAGE

Game:	.000	Most attempted without a make: 14, @ Golden State 14, @ L.A. Clippers	4/9/04; 12/31/07
-------	------	---	---------------------

FEWEST FREE THROWS MADE

Game:	1	New Jersey @ Minnesota	2/25/04
-------	---	------------------------	---------

FEWEST FREE THROWS ATTEMPTED

Game:	4	@ Phoenix Portland @ Minnesota	3/20/07; 3/7/12
-------	---	-----------------------------------	--------------------

LOWEST FREE-THROW PERCENTAGE

Game:	.200	(1-5) New Jersey @ Minnesota	2/25/04
-------	------	------------------------------	---------

FEWEST REBOUNDS

Game:	23	Detroit @ Minnesota Houston @ Minnesota	12/28/90; 2/21/96
-------	----	--	----------------------

FEWEST OFFENSIVE REBOUNDS

Game:	1	L.A. Lakers @ Minnesota	12/17/21
-------	---	-------------------------	----------

FEWEST DEFENSIVE REBOUNDS

Game:	12	L.A. Lakers @ Minnesota	3/28/14
-------	----	-------------------------	---------

FEWEST ASSISTS

Game:	7	Indiana @ Minnesota Brooklyn @ Minnesota	3/9/11; 11/22/13
-------	---	---	---------------------

FEWEST BLOCKED SHOTS

Game:	0	Most recently: Oklahoma City @ Minnesota	3/9/22
-------	---	--	--------

FEWEST STEALS

Game:	0	Most recently: Cleveland @ Minnesota	1/8/18
-------	---	--------------------------------------	--------

FEWEST PERSONAL FOULS

Game:	7	@ Dallas @ Oklahoma City	12/30/08; 2/5/21
-------	---	-----------------------------	---------------------

FEWEST TURNOVERS

Game:	4	Most recently: New Orleans @ Minnesota	2/8/16
-------	---	--	--------



TARGET CENTER RECORDS

INDIVIDUAL RECORDS

MOST POINTS

Game:	56	Karl-Anthony Towns, Minnesota vs. Atlanta	3/28/18
Half:	34	Russell Westbrook, Oklahoma City (1st) Derrick Rose, Minnesota vs. Utah (2nd) Lou Williams, L.A. Clippers (2nd)	4/15/15; 10/31/18; 2/11/19
Quarter:	23	Baron Davis, L.A. Clippers (3rd) Kevin Durant, Oklahoma City (4th) Russell Westbrook, Oklahoma City (1st)	1/29/10; 1/4/14; 4/15/15;
Overtime:	12	D'Angelo Russell, Minnesota vs. Memphis (4th) Jimmy Butler, Minnesota vs. Denver	2/24/22 12/27/17

MOST FIELD GOALS MADE

Game:	22	Tony Parker, San Antonio	11/5/08 (2OT)
	19	Wally Szczerbiak, Minnesota vs. Chicago Kevin Garnett, Minnesota vs. Phoenix Corey Brewer, Minnesota vs. Houston Karl-Anthony Towns, Minnesota vs. Atlanta Derrick Rose, Minnesota vs. Utah	4/13/03; 1/4/05; 4/11/14; 3/28/18; 10/31/18

MOST FIELD GOALS ATTEMPTED

Game:	41	James Harden, Houston	11/16/19
-------	----	-----------------------	----------

HIGHEST FIELD-GOAL PERCENTAGE

Game:	.923	(12-13) Hassan Whiteside, Miami	2/4/15
-------	------	---------------------------------	--------

MOST THREE-POINT FIELD GOALS MADE

Game:	11	Stephen Curry, Golden State Malik Beasley, Minnesota vs. Oklahoma City	3/29/19 (OT); 3/9/22
-------	----	---	-------------------------

MOST THREE-POINT FIELD GOALS ATTEMPTED

Game:	22	James Harden, Houston James Harden, Houston	2/13/19; 11/16/19
-------	----	--	----------------------

MOST FREE THROWS MADE

Game:	19	Kawhi Leonard, L.A. Clippers	12/13/19
-------	----	------------------------------	----------

MOST FREE THROWS ATTEMPTED

Game:	23	Kevin Love, Minnesota vs. Golden State	2/27/11
-------	----	--	---------

HIGHEST FREE-THROW PERCENTAGE

Game:	1.000	(19-19) Kawhi Leonard, L.A. Clippers	12/13/19
-------	-------	--------------------------------------	----------

MOST REBOUNDS

Game:	31	Kevin Love, Minnesota vs. New York	11/12/10
-------	----	------------------------------------	----------

MOST OFFENSIVE REBOUNDS

Game:	13	Dikembe Mutombo, Denver	2/3/92
-------	----	-------------------------	--------

MOST DEFENSIVE REBOUNDS

Game:	23	Kevin Garnett, Minnesota vs. Orlando	1/12/05
-------	----	--------------------------------------	---------

MOST ASSISTS

Game:	19	Rod Strickland, San Antonio Ricky Rubio, Minnesota vs. Washington	3/3/92; 3/13/17
-------	----	--	--------------------

MOST BLOCKED SHOTS

Game:	10	Larry Sanders, Milwaukee Clint Capela, Atlanta	11/30/12; 1/22/21
-------	----	---	----------------------

MOST STEALS

Game:	7	Most recently: Tyus Jones, Minnesota vs. Phoenix	11/26/17
-------	---	--	----------

MOST TURNOVERS

Game:	11	Karl-Anthony Towns, Minnesota vs. Miami	4/5/19
-------	----	---	--------

MOST MINUTES PLAYED

Game (Reg.):	48:00	Most recently: J.J. Barea, Minnesota vs. Golden State Charles Jenkins, Golden State	4/22/12 4/22/12
Game (OT):	58	Sam Mitchell, Minnesota vs. Philadelphia	2/3/91 (2OT)



TARGET CENTER RECORDS

TEAM HIGHS

MOST POINTS

Game:	144	Minnesota vs. New Orleans	4/13/16
Half:	81	Minnesota vs. L.A. Clippers (1st)	2/8/20
Quarter:	47	Oklahoma City (1st)	4/15/15
Overtime:	19	Most recently: Minnesota vs. Brooklyn	12/30/19

MOST FIELD GOALS MADE

Game:	56	Most recently: Washington	4/5/22
-------	----	---------------------------	--------

MOST FIELD GOALS ATTEMPTED

Game:	115	Washington	11/13/91 (OT)
	112	Minnesota vs. Philadelphia	12/13/91;
		Minnesota vs. Milwaukee	10/26/18

HIGHEST FIELD-GOAL PERCENTAGE

Game:	.684	(52-76) Minnesota vs. Brooklyn	3/5/16
-------	------	--------------------------------	--------

MOST THREE-POINT FIELD GOALS MADE

Game:	26	Minnesota vs. L.A. Clippers	2/8/20
-------	----	-----------------------------	--------

MOST THREE-POINT FIELD GOALS ATTEMPTED

Game:	57	Utah	4/26/21
-------	----	------	---------

MOST FREE THROWS MADE

Game:	43	Minnesota vs. Toronto	2/10/16
-------	----	-----------------------	---------

MOST FREE THROWS ATTEMPTED

Game:	55	San Antonio	3/24/95
-------	----	-------------	---------

HIGHEST FREE-THROW PERCENTAGE

Game:	1.000	(26-26) Minnesota vs. San Antonio	1/10/15
-------	-------	-----------------------------------	---------

MOST REBOUNDS

Game:	67	Minnesota vs. Portland	3/7/22
-------	----	------------------------	--------

MOST OFFENSIVE REBOUNDS

Game:	29	Denver	2/3/92;
		Dallas	3/22/95

MOST DEFENSIVE REBOUNDS

Game:	55	Milwaukee	10/26/18
-------	----	-----------	----------

MOST ASSISTS

Game:	43	Minnesota vs. Chicago	4/13/03
-------	----	-----------------------	---------

MOST BLOCKED SHOTS

Game:	16	Most recently: Minnesota vs. Philadelphia	12/13/91
-------	----	---	----------

MOST STEALS

Game:	20	Seattle	3/17/94
-------	----	---------	---------

MOST TURNOVERS

Game:	30	New Orleans	10/23/21
-------	----	-------------	----------

MOST PERSONAL FOULS

Game:	36	Minnesota vs. San Antonio	3/24/95
-------	----	---------------------------	---------

TEAM LOWS

FEWEST POINTS

Game:	56	Toronto	11/1/03
Half:	21	Minnesota vs. Golden State (2nd)	12/11/99
Quarter:	6	Atlanta (2nd)	11/23/94
Overtime:	2	Most recently: L.A. Lakers (2nd)	3/6/07

FEWEST FIELD GOALS MADE

Game:	19	Toronto	11/1/03
-------	----	---------	---------

FEWEST FIELD GOALS ATTEMPTED

Game:	61	Houston	2/17/99
-------	----	---------	---------

LOWEST FIELD-GOAL PERCENTAGE

Game:	.275	(19-69) Toronto	11/1/03
-------	------	-----------------	---------

FEWEST FREE THROWS MADE

Game:	1	New Jersey	2/25/04
-------	---	------------	---------

FEWEST FREE THROWS ATTEMPTED

Game:	4	Portland	3/7/12
-------	---	----------	--------

LOWEST FREE-THROW PERCENTAGE

Game:	.200	(1-5) New Jersey	2/25/04
-------	------	------------------	---------

FEWEST REBOUNDS

Game:	22	Minnesota vs. New York	3/24/94
-------	----	------------------------	---------

FEWEST OFFENSIVE REBOUNDS

Game:	1	L.A. Lakers	12/17/21
-------	---	-------------	----------

FEWEST DEFENSIVE REBOUNDS

Game:	12	L.A. Lakers	3/28/14
-------	----	-------------	---------

FEWEST ASSISTS

Game:	7	Indiana	3/9/11;
		Brooklyn	11/22/13

FEWEST BLOCKED SHOTS

Game:	0	Most recently: Oklahoma City	3/9/22
-------	---	------------------------------	--------

FEWEST STEALS

Game:	0	Most recently: Cleveland	1/8/18
-------	---	--------------------------	--------

FEWEST TURNOVERS

Game:	4	Most recently: New Orleans	2/8/16
-------	---	----------------------------	--------

FEWEST PERSONAL FOULS

Game:	8	Houston	2/4/00;
		Portland	3/11/08



TWO-TEAM RECORDS

TWO-TEAM SINGLE-GAME HIGHS

MOST POINTS

Game:	289	Minnesota (140) @ Oklahoma City (149)	3/23/12 (2OT)
	288	Minnesota (149) @ San Antonio (139)	3/14/22
Half:	158	Minnesota (80) @ Sacramento (78), 2nd half	12/12/18
Quarter:	83	MR: Portland (37) @ Minnesota (46), 3rd quarter	3/5/22
Overtime:	33	MR: Minnesota (19) @ Charlotte (14)	12/3/16

MOST FIELD GOALS MADE

Game:	109	Minnesota (49) @ Oklahoma City (60)	3/23/12 (2OT)
	106	Minnesota (54) @ New Orleans (52)	3/3/20

MOST FIELD GOALS ATTEMPTED

Game:	218	Washington (115) @ Minnesota (103)	11/13/91 (OT)
	207	Minnesota (108) @ Denver (99)	1/21/91

HIGHEST FIELD-GOAL PERCENTAGE

Game:	.586 (106-181)	Minnesota (54-93, .581) @ Cleveland (52-88, .591)	2/7/18 (OT)
-------	----------------	---	-------------

MOST THREE-POINT FIELD GOALS MADE

Game:	42	Atlanta (25) @ Minnesota (17)	12/6/21;
		Utah (25) @ Minnesota (17)	12/8/21

MOST THREE-POINT FIELD GOALS ATTEMPTED

Game:	101	Utah (57) @ Minnesota (44)	4/26/21;
		Utah (54) @ Minnesota (47)	12/8/21

MOST FREE THROWS MADE

Game:	91	Utah (51) @ Minnesota (40)	12/17/89
-------	----	----------------------------	----------

MOST FREE THROWS ATTEMPTED

Game:	107	Utah (58) @ Minnesota (49)	12/17/89
-------	-----	----------------------------	----------

HIGHEST FREE-THROW PERCENTAGE

Game:	.977 (43-44)	Minnesota (24-24, 1.000) @ Phoenix (19-20, .950)	4/5/03
-------	--------------	--	--------

MOST REBOUNDS

Game:	132	Minnesota (65) @ Sacramento (67)	12/26/19 (2OT)
	120	Minnesota (56) @ San Antonio (64)	2/6/99

MOST OFFENSIVE REBOUNDS

Game:	51	Washington (24) @ Minnesota (27)	11/13/91 (OT)
	48	Minnesota (18) @ Dallas (30)	3/22/96

MOST DEFENSIVE REBOUNDS

Game:	102	Minnesota (51) @ Sacramento (51)	12/26/19 (2OT)
	93	Dallas (50) @ Minnesota (43)	3/1/20

MOST ASSISTS

Game:	75	Minnesota (37) @ L.A. Lakers (38)	3/20/92
-------	----	-----------------------------------	---------

MOST BLOCKED SHOTS

Game:	27	Philadelphia (11) @ Minnesota (16)	12/13/91
-------	----	------------------------------------	----------

MOST STEALS

Game:	31	Most recently: Houston (13) @ Minnesota (18)	10/20/21
-------	----	--	----------

MOST PERSONAL FOULS

Game:	76	Minnesota (37) @ Utah (39)	11/24/97 (OT)
	70	Minnesota (36) @ Utah (34)	3/2/02

MOST DISQUALIFICATIONS (6 FOULS)

Game:	4	Minnesota (1) @ Denver (3)	11/21/92;
		Minnesota (4) @ Detroit (0)	1/8/00

MOST TURNOVERS

Game:	53	Minnesota (24) @ Detroit (29)	11/8/94
-------	----	-------------------------------	---------

TWO-TEAM SINGLE-GAME LOWS

FEWEST POINTS

Game:	129	Toronto (56) @ Minnesota (73)	11/1/03
Half:	56	Toronto (24) @ Minnesota (32), 2nd half	11/1/03
Quarter:	21	Denver (12) @ Minnesota (9), 4th quarter	1/6/16
Overtime:	8	Minnesota (4) @ Charlotte (4), 1st overtime	4/12/91

FEWEST FIELD GOALS MADE

Game:	45	Atlanta (23) @ Minnesota (22)	4/12/97
-------	----	-------------------------------	---------

FEWEST FIELD GOALS ATTEMPTED

Game:	127	Minnesota (65) @ Cleveland (62)	12/19/95
-------	-----	---------------------------------	----------

LOWEST FIELD-GOAL PERCENTAGE

Game:	.302 (45-149)	Atlanta (23-76, .303) @ Minnesota (22-73, .301)	4/12/97
-------	---------------	---	---------

FEWEST FREE THROWS MADE

Game:	11	Portland (5) @ Minnesota (6)	12/14/04;
		Phoenix (9) @ Minnesota (2)	2/2/05

FEWEST FREE THROWS ATTEMPTED

Game:	19	Seattle (9) @ Minnesota (10)	1/22/03
-------	----	------------------------------	---------

LOWEST FREE-THROW PERCENTAGE

Game:	.478 (11-23)	Phoenix (9-18, .500) @ Minnesota (2-5, .400)	2/2/05
-------	--------------	--	--------

FEWEST REBOUNDS

Game:	53	Minnesota (25) @ Utah (28)	12/1/94
-------	----	----------------------------	---------

FEWEST OFFENSIVE REBOUNDS

Game:	6	Utah (3) @ Minnesota (3)	4/15/13
-------	---	--------------------------	---------

FEWEST DEFENSIVE REBOUNDS

Game:	34	Minnesota (15) @ L.A. Lakers (19)	12/20/94
-------	----	-----------------------------------	----------

FEWEST ASSISTS

Game:	20	Minnesota (6) @ L.A. Clippers (14)	11/10/96
-------	----	------------------------------------	----------

FEWEST BLOCKED SHOTS

Game:	0	Dallas (0) @ Minnesota (0)	4/11/07
-------	---	----------------------------	---------

FEWEST STEALS

Game:	4	Most recently: Houston (1) @ Minnesota (3)	2/13/18
-------	---	--	---------

FEWEST PERSONAL FOULS

Game:	22	Minnesota (15) @ Dallas (7)	12/30/08;
		Minnesota (15) @ Oklahoma City (7)	2/5/21

FEWEST TURNOVERS

Game:	12	Houston (7) @ Minnesota (5)	2/4/05 (OT)
-------	----	-----------------------------	-------------



WOLVES HONOR ROLL

NBA MOST VALUABLE PLAYER

2003-04 Kevin Garnett

NBA ROOKIE OF THE YEAR

2015-16 Karl-Anthony Towns
2014-15 Andrew Wiggins

NBA MOST IMPROVED PLAYER

2010-11 Kevin Love

J. WALTER KENNEDY CITIZENSHIP AWARD

2005-06 Kevin Garnett

ALL-NBA TEAM

2021-22 Karl-Anthony Towns (3rd)
2017-18 Jimmy Butler (3rd)
Karl-Anthony Towns (3rd)
2013-14 Kevin Love (2nd)
2011-12 Kevin Love (2nd)
2006-07 Kevin Garnett (3rd)
2004-05 Kevin Garnett (2nd)
2003-04 Kevin Garnett (1st)
Sam Cassell (2nd)
2002-03 Kevin Garnett (1st)
2001-02 Kevin Garnett (2nd)
2000-01 Kevin Garnett (2nd)
1999-00 Kevin Garnett (1st)
1998-99 Kevin Garnett (3rd)

ALL-DEFENSIVE TEAM

2017-18 Jimmy Butler (2nd)
2006-07 Kevin Garnett (2nd)
2005-06 Kevin Garnett (2nd)
2004-05 Kevin Garnett (1st)
2003-04 Kevin Garnett (1st)
2002-03 Kevin Garnett (1st)
2001-02 Kevin Garnett (1st)
2000-01 Kevin Garnett (1st)
1999-00 Kevin Garnett (1st)

ALL-ROOKIE TEAM

2020-21 Anthony Edwards (1st)
2015-16 Karl-Anthony Towns (1st)
2014-15 Andrew Wiggins (1st)
Zach LaVine (2nd)
2013-14 Gorgui Dieng (2nd)
2011-12 Ricky Rubio (1st)
Derrick Williams (2nd)
2010-11 Wes Johnson (2nd)
2009-10 Jonny Flynn (2nd)
2008-09 Kevin Love (2nd)
2006-07 Randy Foye (1st)
2006-07 Craig Smith (2nd)
1999-00 Wally Szczerbiak (1st)
1996-97 Stephon Marbury (1st)
1995-96 Kevin Garnett (2nd)
1993-94 Isaiah Rider (1st)
1992-93 Christian Laettner (1st)
1990-91 Felton Spencer (2nd)
1989-90 Pooh Richardson (1st)

PLAYER OF THE MONTH

2004-05 Kevin Garnett (March)
2003-04 Kevin Garnett (April)
2003-04 Kevin Garnett (February)
2003-04 Kevin Garnett (January)
2003-04 Kevin Garnett (December)
2002-03 Kevin Garnett (April)
2002-03 Kevin Garnett (February)
2001-02 Kevin Garnett (February)
1999-00 Kevin Garnett (January)

ROOKIE OF THE MONTH

2020-21 Anthony Edwards (March)
2020-21 Anthony Edwards (April)
2020-21 Anthony Edwards (May)
2015-16 Karl-Anthony Towns (April)
2015-16 Karl-Anthony Towns (March)
2015-16 Karl-Anthony Towns (February)
2015-16 Karl-Anthony Towns (January)
2015-16 Karl-Anthony Towns (December)
2015-16 Karl-Anthony Towns (November)
2014-15 Andrew Wiggins (February)
2014-15 Andrew Wiggins (January)
2014-15 Andrew Wiggins (December)
2014-15 Andrew Wiggins (November)
2013-14 Gorgui Dieng (March)
2011-12 Ricky Rubio (January)
2008-09 Kevin Love (March)
2006-07 Randy Foye (December)
1996-97 Stephon Marbury (January)

COACH OF THE MONTH

2008-09 Kevin McHale (January)
2003-04 Flip Saunders (April)
2002-03 Flip Saunders (February)
2000-01 Flip Saunders (January)
1999-00 Flip Saunders (January)

ALL-STAR GAME (*Starter)

2021-22 Karl-Anthony-Towns
2018-19 Karl-Anthony Towns
2017-18 Jimmy Butler
Karl-Anthony Towns
2013-14 Kevin Love*
2011-12 Kevin Love
2010-11 Kevin Love
2006-07 Kevin Garnett*
2005-06 Kevin Garnett
2004-05 Kevin Garnett*
2003-04 Kevin Garnett*
Sam Cassell
Flip Saunders (Coach)
2002-03 Kevin Garnett* (MVP)
2001-02 Kevin Garnett*
Wally Szczerbiak
2000-01 Kevin Garnett*
1999-00 Kevin Garnett*
1997-98 Kevin Garnett*
1996-97 Kevin Garnett
Tom Gugliotta

PLAYER OF THE WEEK

2021-22 Karl-Anthony Towns (Mar. 21)
2021-22 Karl-Anthony Towns (Mar. 7)
2021-22 Karl-Anthony Towns (Dec. 20)
2019-20 Karl-Anthony Towns (Oct. 28)
2017-18 Karl-Anthony Towns (Nov. 20)
2016-17 Karl-Anthony Towns (Mar. 13)
2015-16 Karl-Anthony Towns (Apr. 11)
2014-15 Mo Williams (Jan. 19)
2013-14 Kevin Love (Feb. 24)
2013-14 Kevin Love (Nov. 4)
2012-13 Nikola Pekovic (Apr. 8)
2008-09 Al Jefferson (Jan. 5)
2007-08 Al Jefferson (Jan. 28)
2006-07 Kevin Garnett (Jan. 8)
2005-06 Kevin Garnett (Jan. 16)
2004-05 Kevin Garnett (Nov. 7)
2003-04 Kevin Garnett (Feb. 1)
2003-04 Kevin Garnett (Jan. 25)
2003-04 Sam Cassell (Dec. 28)
2003-04 Kevin Garnett (Dec. 21)
2003-04 Kevin Garnett (Nov. 23)
2002-03 Kevin Garnett (Nov. 24)
2001-02 Kevin Garnett (Jan. 13)
2001-02 Kevin Garnett (Nov. 18)
2000-01 Kevin Garnett (Nov. 19)
1999-00 Kevin Garnett (Mar. 26)
1999-00 Kevin Garnett (Dec. 26)
1999-00 Kevin Garnett (Nov. 14)
1998-99 Kevin Garnett (Apr. 4)
1998-99 Stephon Marbury (Feb. 21)

OLYMPIC GAMES

2020 Leandro Bolmaro (Argentina)
Josh Okogie (Nigeria)
Ricky Rubio (Spain)
Ricky Rubio (Spain)
2016 Andrei Kirilenko (Russia)
2012 Kevin Love (USA)
Alexey Shved (Russia)
2000 Kevin Garnett (USA)
1992 Christian Laettner (USA)
Luc Longley (Australia)
Gundars Vetra (Unified Team)



WOLVES AMONG LEAGUE LEADERS

1989-90 Tony Campbell Tyrone Corbin	14th scoring (23.2) 6th steals (2.13)	2000-01 Terrell Brandon	6th steals (2.06), 10th assists (7.5), 10th FT pct. (.871)	2008-09 Kevin Love	9th rebounds (9.1)	2017-18 Jimmy Butler	3rd minutes (36.7), 4th steals (1.97), 15th scoring (22.2)
1990-91 Tony Campbell Pooh Richardson	15th scoring (21.8) 7th assists (9.0)	Kevin Garnett	16th scoring (22.0), 6th rebounds (11.4) 5th FG pct. (.510)	2010-11 Michael Beasley Kevin Love	20th scoring (19.2) 18th scoring (20.2), 1st rebounds (15.2) 5th blocks (2.03) 4th 3FG pct. (.440)	Taj Gibson Jeff Teague Karl-Anthony Towns	6th FG pct. (.577) 8th assists (7.0) 4th rebounds (12.3), 20th scoring (21.3) 9th minutes (36.3)
1991-92 Pooh Richardson	7th assists (8.4)	2001-02 Chauncey Billups Kevin Garnett	6th FT pct. (.885) 17th scoring (21.2), 3rd rebounds (12.1) 4th 3FG pct. (.455)	2011-12 Kevin Love	4th scoring (26.0), 2nd rebounds (13.3), 2nd minutes (39.0) 3rd FG pct. (.564) 6th FT pct. (.891) 6th assists (8.2)	Andrew Wiggins	
1992-93 Micheal Williams	4th FT pct. (.907), 6th assists (8.7), 8th steals (2.17)	Wally Szczerbiak		2012-13 Ricky Rubio	2nd steals (2.40), 10th assists (7.3)	Andrew Wiggins	7th rebounds (12.4), 9th blocks (1.62), 13th scoring (24.4) 10th minutes (34.8)
1993-94 Micheal Williams	10th assists (7.2)	2002-03 Kevin Garnett	9th scoring (23.0), 2nd rebounds (13.4) 4th FT pct. (.900) 5th FG pct. (.525) 8th 3FG pct. (.410) 5th 3FG pct. (.421)	Nikola Pekovic Luke Ridnour Ricky Rubio		2019-20 None	
1994-95 Isaiah Rider	19th scoring (20.4)	Troy Hudson Rasho Nesterovic Anthony Peeler Wally Szczerbiak		2012-13 Ricky Rubio		2020-21 None	
1995-96 Tom Gugliotta	10th steals (1.78)	2003-04 Sam Cassell	18th scoring (19.8), 5th assists (7.3) 3rd scoring (24.2), 1st rebounds (13.9) 4th 3FG pct. (.442)	2013-14 Corey Brewer Kevin Love	7th steals (1.85) 3rd rebounds (12.5), 4th scoring (26.1) 4th FT pct. (.891) 2nd steals (2.32), 4th assists (8.6)	2021-22 Karl-Anthony Towns	11th scoring (24.6)
1996-97 Kevin Garnett Tom Gugliotta Stephon Marbury	9th blocks (2.12) 16th scoring (20.6) 10th assists (7.8)	Kevin Garnett Fred Hoiberg		Kevin Martin Ricky Rubio			
1997-98 Kevin Garnett Stephon Marbury	10th rebounds (9.6) 4th assists (8.6)	2004-05 Kevin Garnett	14th scoring (22.2), 1st rebounds (13.5) 1st 3FG pct. (.483)	2014-15 Kevin Martin Andrew Wiggins	10th FT pct. (.881) 4th minutes (36.2)		
1998-99 Terrell Brandon Kevin Garnett	5th assists (8.6) 11th scoring (20.8), 9th rebounds (10.4)	2005-06 Kevin Garnett	16th scoring (21.8), 1st rebounds (12.7), 9th FG pct. (.526) 10th blocks (2.11)	2015-16 Gorgui Dieng Ricky Rubio	10th FG pct. (.532) 2nd steals (2.13), 5th assists (8.6) 8th rebounds (10.5), 8th FG pct. (.542), 10th blocks (1.68) 19th scoring (20.7)		
1999-00 Terrell Brandon	4th FT pct. (.899), 5th assists (8.9), 7th steals (1.89)	Eddie Griffin		Karl-Anthony Towns			
Kevin Garnett	10th scoring (22.9), 4th rebounds (11.8)	2006-07 Kevin Garnett	14th scoring (22.4), 1st rebounds (12.8)	Andrew Wiggins			
Wally Szczerbiak	7th FG pct. (.511)	2007-08 Al Jefferson	20th scoring (21.0), 5th rebounds (11.1)	2016-17 Ricky Rubio	5th assists (9.1), 9th steals (1.71)		
				Karl-Anthony Towns	5th minutes (37.0), 6th rebounds (12.3), 12th scoring (25.1)		
				Andrew Wiggins	3rd minutes (37.2), 16th scoring (23.6)		



MISCELLANEOUS RECORDS

WOLVES YEAR-BY-YEAR FINISH

YEAR	HEAD COACH	RECORD	DIV.	GB	CONF.	HOME	ROAD	ATTND.
1989-90	Bill Musselman	22-60	6th	34	13th	17-24	5-36	26,160
1990-91	Bill Musselman	29-53	5th	26	11th	21-20	8-33	19,011
1991-92	Jimmy Rodgers	15-67	6th	40	13th	9-32	6-35	18,757
1992-93	Rodgers/Lowe	19-63	5th	36	12th	11-30	8-33	18,405
1993-94	Sidney Lowe	20-62	5th	38	12th	13-28	7-34	17,888
1994-95	Bill Blair	21-61	6th	41	12th	13-28	8-33	14,720
1995-96	Blair/F.Saunders	26-56	5th	33	12th	17-24	9-32	14,285
1996-97	Flip Saunders	40-42	3rd	24	6th	25-16	15-26	17,018
1997-98	Flip Saunders	45-37	3rd	17	7th	26-15	19-22	18,014
1998-99	Flip Saunders	25-25	4th	12	8th	18-7	7-18	17,119
1999-00	Flip Saunders	50-32	3rd	5	6th	26-15	24-17	16,400
2000-01	Flip Saunders	47-35	4th	11	8th	30-11	17-24	17,497
2001-02	Flip Saunders	50-32	3rd	8	5th	29-12	21-20	17,846
2002-03	Flip Saunders	51-31	3rd	9	4th	33-8	18-23	15,700
2003-04	Flip Saunders	58-24	1st	-	1st	31-10	27-14	17,636
2004-05	F.Saunders/McHale	44-38	3rd	8	9th	24-17	20-21	17,181
2005-06	Dwane Casey	33-49	4th	11	14th	24-17	9-32	16,150
2006-07	Casey/Wittman	32-50	3rd	19	12th	20-21	12-29	15,999
2007-08	Randy Wittman	22-60	4th	32	13th	15-26	7-34	14,477
2008-09	Wittman/McHale	24-58	4th	30	11th	11-30	13-28	14,506
2009-10	Kurt Rambis	15-67	5th	38	15th	10-31	5-36	15,102
2010-11	Kurt Rambis	17-65	5th	38	15th	12-29	5-36	15,243
2011-12	Rick Adelman	26-40	5th	21	12th	13-20	13-20	17,491
2012-13	Rick Adelman	31-51	5th	29	12th	20-21	11-30	16,341
2013-14	Rick Adelman	40-42	3rd	19	10th	24-17	16-25	14,565
2014-15	Flip Saunders	16-66	5th	35	15th	9-32	7-34	14,528
2015-16	Sam Mitchell	29-53	5th	26	13th	14-27	15-26	14,175
2016-17	Tom Thibodeau	31-51	5th	20	13th	20-21	11-30	14,810
2017-18	Tom Thibodeau	47-35	4th	2	8th	30-11	17-24	17,056
2018-19	Thibodeau/R.Saunders	36-46	5th	18	11th	25-16	11-30	15,306
2019-20	Ryan Saunders	19-45	5th	22.5	14th	8-24	11-21	15,067
2020-21	R.Saunders/Finch	23-49	4th	29	13th	13-23	10-26	—
2021-22	Chris Finch	46-36	3rd	3	7th	26-15	20-21	16,028
TOTALS		1049-1581				637-678	412-903	

RECORDS AT ALL-STAR BREAK AND AT THE HALFWAY POINT

YEAR	ALL-STAR GAME	RECORD BEFORE	RECORD AFTER	FIRST 41 GAMES	LAST 41 GAMES	OVERALL RECORD
1989-90	Feb. 11	10-36	12-24	8-33	14-27	22-60
1990-91	Feb. 10	16-29	13-24	14-27	15-26	29-53
1991-92	Feb. 9	8-38	7-29	7-34	8-33	15-67
1992-93	Feb. 21	12-35	7-28	10-31	9-32	19-63
1993-94	Feb. 13	14-32	6-30	14-27	6-35	20-62
1994-95	Feb. 12	11-36	10-25	10-31	11-30	21-61
1995-96	Feb. 11	13-32	13-24	11-30	15-26	26-56
1996-97	Feb. 9	23-25	17-17	19-22	21-20	40-42
1997-98	Feb. 8	26-20	19-17	24-17	21-20	45-37
1998-99	None	-	-	14-11	11-14	25-25
1999-00	Feb. 13	27-20	23-12	24-17	26-15	50-32
2000-01	Feb. 11	32-18	15-17	23-18	24-17	47-35
2001-02	Feb. 10	33-16	17-16	30-11	20-21	50-32
2002-03	Feb. 9	29-20	22-11	23-18	28-13	51-31
2003-04	Feb. 15	37-15	21-9	29-12	29-12	58-24
2004-05	Feb. 20	27-27	17-11	22-19	22-19	44-38
2005-06	Feb. 19	23-29	10-20	20-21	13-28	33-49
2006-07	Feb. 18	25-27	7-23	20-21	12-29	32-50
2007-08	Feb. 17	10-41	12-19	7-34	15-26	22-60
2008-09	Feb. 15	17-34	7-24	14-27	10-31	24-58
2009-10	Feb. 14	13-40	2-27	8-33	7-34	15-67
2010-11	Feb. 20	13-43	4-22	10-31	7-34	17-65
2011-12	Feb. 26	17-17	9-23	16-17	10-23	26-40
2012-13	Feb. 17	19-31	12-20	17-24	14-27	31-51
2013-14	Feb. 16	25-28	15-14	20-21	20-21	40-42
2014-15	Feb. 15	11-42	5-24	7-34	9-32	16-66
2015-16	Feb. 14	17-37	12-16	12-29	17-24	29-53
2016-17	Feb. 19	22-35	9-16	14-27	17-24	31-51
2017-18	Feb. 18	36-25	11-10	25-16	22-19	47-35
2018-19	Feb. 17	27-30	9-16	20-21	16-25	36-46
2019-20	Feb. 16	16-37	3-8	12-20	7-25	19-45
2020-21	Mar. 7	7-29	16-20	7-29	16-20	23-49
2021-22	Feb. 20	31-28	15-8	20-21	26-15	46-36



MISCELLANEOUS RECORDS

ALL-TIME WOLVES RECORD BY MONTH

YEAR	OCT	NOV	DEC	JAN	FEB	MAR	APR/MAY	OVERALL
1989-90	—	3-12	3-11	3-10	6-7	5-12	2-8	22-60
1990-91	—	5-10	3-9	6-8	4-10	4-11	7-5	29-53
1991-92	—	3-10	1-13	3-13	4-9	1-15	3-7	15-67
1992-93	—	4-7	1-12	3-11	5-8	5-13	1-12	19-63
1993-94	—	3-8	5-12	6-7	2-10	3-13	1-12	20-62
1994-95	—	1-13	5-7	4-12	4-9	5-11	2-9	21-61
1995-96	—	3-9	4-11	4-10	5-9	8-8	2-9	26-56
1996-97	—	7-8	5-10	9-6	8-3	6-10	5-5	40-42
1997-98	1-0	6-8	8-6	10-4	5-8	8-8	7-3	45-37
1998-99	—	—	—	—	8-5	9-8	8-12	25-25
1999-00	—	7-5	6-9	12-3	7-7	12-4	6-4	50-32
2000-01	1-0	7-7	9-7	12-4	5-6	8-6	5-5	47-35
2001-02	1-0	9-4	10-5	11-5	8-4	6-10	5-4	50-32
2002-03	1-0	8-8	8-6	10-6	12-1	7-8	5-2	51-31
2003-04	1-1	8-7	11-2	12-3	11-4	9-7	6-0	58-24
2004-05	—	8-5	8-6	8-9	4-9	10-5	6-4	44-38
2005-06	—	7-6	7-7	7-9	3-10	6-10	3-7	33-49
2006-07	—	6-8	7-7	9-8	4-8	4-11	2-8	32-50
2007-08	—	2-12	2-14	5-10	3-9	7-8	3-7	22-60
2008-09	1-0	3-11	2-14	10-4	2-11	3-14	3-4	24-58
2009-10	1-1	1-14	5-11	4-12	3-9	1-13	0-7	15-67
2010-11	1-2	3-11	4-12	3-11	3-10	3-12	0-7	17-65
2011-12	—	—	0-3	10-8	8-7	7-10	1-12	26-40
2012-13	—	7-8	7-5	3-12	3-10	6-11	5-5	31-51
2013-14	1-0	8-9	6-7	8-7	5-6	8-8	4-5	40-42
2014-15	1-1	3-10	1-14	3-14	5-6	3-13	0-8	16-66
2015-16	2-0	6-9	4-12	2-14	5-6	6-9	4-3	29-53
2016-17	0-2	5-11	6-9	8-7	5-7	6-8	1-7	31-51
2017-18	4-3	9-6	10-5	9-8	6-4	6-7	3-2	47-35
2018-19	4-4	7-7	6-9	8-6	4-7	5-9	2-4	36-46
2019-20	3-1	7-7	2-12	3-12	2-9	2-4	—	19-45
2020-21	—	—	2-2	3-12	2-14	5-8	11-13	23-49
2021-22	3-2	8-8	5-9	9-6	8-4	10-5	3-2	46-36
TOTALS	26-17	164-258	163-278	217-271	169-246	194-309	116-202	1049-1581

ALL-TIME WOLVES RECORD BY DIVISION/CONFERENCE

YEAR	ATLANTIC	CENTRAL	EAST	MIDWEST	PACIFIC	WEST	OVERALL		
1989-90	6-6	4-10	10-16	6-22	6-22	12-44	22-60		
1990-91	7-5	5-9	12-14	9-19	8-20	17-39	29-53		
1991-92	2-12	2-12	4-24	9-17	2-26	11-43	15-67		
1992-93	2-12	3-11	5-23	10-16	4-24	14-40	19-63		
1993-94	5-9	2-12	7-21	5-21	8-20	13-41	20-62		
1994-95	5-9	4-10	9-19	4-22	8-20	12-42	21-61		
1995-96	3-11	6-10	9-21	10-14	7-21	17-35	26-56		
1996-97	9-5	3-13	12-18	16-8	12-16	28-24	40-42		
1997-98	7-7	8-8	15-15	14-10	16-12	30-22	45-37		
1998-99	2-1	1-2	3-3	11-9	11-13	22-22	25-25		
1999-00	6-8	12-4	18-12	18-6	14-14	32-20	50-32		
2000-01	6-8	14-2	20-10	11-13	16-12	27-25	47-35		
2001-02	10-4	11-5	21-9	15-9	14-14	29-23	50-32		
2002-03	7-7	11-5	18-12	15-9	18-10	33-19	51-31		
2003-04	10-4	14-2	24-6	14-10	20-8	34-18	58-24		
	ATL	CENT	SE	EAST	NW	SW	PAC	WEST	OVERALL
2004-05	6-4	3-7	5-5	14-16	10-6	10-8	10-8	30-22	44-38
2005-06	4-6	4-6	5-5	13-17	6-10	5-13	9-9	20-32	33-49
2006-07	6-4	5-5	3-7	14-16	6-10	5-13	7-11	18-34	32-50
2007-08	3-7	3-7	2-8	8-22	3-13	3-15	8-10	14-38	22-60
2008-09	3-7	6-4	2-8	11-19	3-13	4-14	6-12	13-39	24-58
2009-10	4-6	1-9	2-8	7-23	3-13	2-16	3-15	8-44	15-67
2010-11	3-7	6-4	1-9	10-20	1-15	3-15	3-15	7-45	17-65
2011-12	2-3	2-5	3-3	7-11	4-9	8-9	7-11	19-29	26-40
2012-13	4-6	7-3	3-7	14-16	8-10	5-13	4-12	17-35	31-51
2013-14	5-5	7-3	5-5	17-13	7-9	9-9	7-11	23-29	40-42
2014-15	4-6	3-7	2-8	9-21	4-12	1-17	2-16	7-45	16-66
2015-16	5-5	2-8	4-6	11-19	4-12	4-14	10-8	18-34	29-53
2016-17	3-7	4-6	6-4	13-17	5-11	4-14	9-9	18-34	31-51
2017-18	4-6	4-6	5-5	13-17	10-6	10-8	14-4	34-18	47-35
2018-19	4-6	5-5	5-5	14-16	5-11	8-10	9-9	22-30	36-46
2019-20	2-4	3-6	5-5	10-15	2-10	3-12	4-8	9-30	19-45
2020-21	2-8	4-6	2-8	8-22	5-7	6-9	4-11	15-27	23-49
2021-22	4-6	7-3	3-7	14-16	12-4	12-6	8-10	32-20	46-36



MISCELLANEOUS RECORDS

ALL-TIME HOME OPENER RESULTS (24-9)

DATE	SCORE	SITE	ATTENDANCE
11/8/89	Chicago 96, Minnesota 84	Metrodome	35,427
11/2/90	Minnesota 98, Dallas 85	Target Center	19,006
11/1/91	Utah 112, Minnesota 97	Target Center	19,006
11/7/92	Golden State 121, Minnesota 119 (OT)	Target Center	19,006
11/6/93	Utah 105, Minnesota 95	Target Center	18,827
11/5/94	Houston 115, Minnesota 85	Target Center	16,578
11/7/95	Minnesota 93, L.A. Lakers 92	Target Center	14,756
11/1/96	Minnesota 82, San Antonio 78	Target Center	18,109
10/31/97	Minnesota 129, Golden State 113	Target Center	16,784
2/9/99	Minnesota 74, San Antonio 70	Target Center	16,422
11/11/99	Minnesota 93, New York 90	Target Center	18,397
11/4/00	Minnesota 99, Sacramento 91	Target Center	19,006
10/30/01	Minnesota 83, Philadelphia 74	Target Center	18,697
10/30/02	Minnesota 83, Denver 77	Target Center	16,113
10/29/03	Minnesota 95, Milwaukee 89	Target Center	17,784
11/3/04	Minnesota 99, New York 93	Target Center	17,295
11/2/05	Minnesota 90, Portland 86	Target Center	16,799
11/1/06	Minnesota 92, Sacramento 83	Target Center	19,356
11/2/07	Denver 99, Minnesota 91	Target Center	19,443
10/29/08	Minnesota 98, Sacramento 96	Target Center	17,820
10/28/09	Minnesota 95, New Jersey 93	Target Center	18,358
10/27/10	Sacramento 117, Minnesota 116	Target Center	17,067
12/26/11	Oklahoma City 104, Minnesota 100	Target Center	19,406
11/2/12	Minnesota 92, Sacramento 80	Target Center	19,356
10/30/13	Minnesota 120, Orlando 115 (OT)	Target Center	17,988
10/30/14	Minnesota 97, Detroit 91	Target Center	18,296
11/2/15	Portland 106, Minnesota 101	Target Center	18,903
11/1/16	Minnesota 116, Memphis 80	Target Center	14,774
10/20/17	Minnesota 100, Utah 97	Target Center	18,978
10/19/18	Minnesota 131, Cleveland 123	Target Center	18,978
10/27/19	Minnesota 116, Miami 109	Target Center	17,049
12/23/20	Minnesota 111, Detroit 101	Target Center	—
10/20/21	Minnesota 124, Houston 106	Target Center	16,079

ALL-TIME OPENING GAME RESULTS (19-14)

DATE	SCORE	SITE	ATTENDANCE
11/3/89	Seattle 106, Minnesota 94	Seattle Coliseum	13,805
11/2/90	Minnesota 98, Dallas 85	Target Center	19,006
11/1/91	Utah 112, Minnesota 97	Target Center	19,006
11/6/92	Boston 113, Minnesota 92	Boston Garden	14,890
11/5/93	Detroit 104, Minnesota 99	The Palace	21,454
11/4/94	Denver 130, Minnesota 108	McNichols Arena	17,171
11/3/95	Sacramento 95, Minnesota 86	ARCO Arena	17,319
11/1/96	Minnesota 82, San Antonio 78	Target Center	18,109
10/31/97	Minnesota 129, Golden State 113	Target Center	16,784
2/5/99	Minnesota 110, Denver 92	McNichols Arena	17,171
11/5/99	Sacramento 100, Minnesota 95	Tokyo Dome	32,623
10/31/00	Minnesota 106, Houston 98	Compaq Center	11,327
10/30/01	Minnesota 83, Philadelphia 74	Target Center	18,697
10/30/02	Minnesota 83, Denver 77	Target Center	16,113
10/29/03	Minnesota 95, Milwaukee 89	Target Center	17,784
11/3/04	Minnesota 99, New York 93	Target Center	17,295
11/2/05	Minnesota 90, Portland 86	Target Center	16,799
11/1/06	Minnesota 92, Sacramento 83	Target Center	19,356
11/2/07	Denver 99, Minnesota 91	Target Center	19,443
10/29/08	Minnesota 98, Sacramento 96	Target Center	17,820
10/28/09	Minnesota 95, New Jersey 93	Target Center	18,358
10/27/10	Sacramento 117, Minnesota 116	Target Center	17,067
12/26/11	Oklahoma City 104, Minnesota 100	Target Center	19,406
11/2/12	Minnesota 92, Sacramento 80	Target Center	19,356
10/30/13	Minnesota 120, Orlando 115 (OT)	Target Center	17,988
10/29/14	Memphis 105, Minnesota 101	FedExForum	17,731
10/28/15	Minnesota 112, L.A. Lakers 111	Staples Center	18,997
10/26/16	Memphis 102, Minnesota 98	FedExForum	18,119
10/18/17	San Antonio 107, Minnesota 99	AT&T Center	18,418
10/17/18	San Antonio 112, Minnesota 108	AT&T Center	18,354
10/23/19	Minnesota 127, Brooklyn 126 (OT)	Barclays Center	17,732
12/23/20	Minnesota 111, Detroit 101	Target Center	—
10/20/21	Minnesota 124, Houston 106	Target Center	16,079



MISCELLANEOUS RECORDS

GAMES WITH LARGEST MARGINS

BIGGEST WINS

MARGIN	OPPONENT	SCORE	DATE	SITE
53	Chicago	127-74	11/8/01	Target Center
43	Memphis	138-95	11/20/21	Target Center
43	Portland	124-81	3/7/22	Target Center
42	Oklahoma City	129-87	1/7/09	Target Center
39	Golden State	122-83	2/23/01	Target Center
39	San Antonio	128-89	11/28/18	Target Center
37	Oklahoma City	138-101	3/4/22	Paycom Center
36	L.A. Lakers	143-107	3/28/14	Target Center
36	Memphis	116-80	11/1/16	Target Center
35	Philadelphia	119-84	12/8/04	Wachovia Center
35	Washington	109-74	12/26/04	Target Center
35	New Orleans	144-109	4/13/16	Target Center
34	Cleveland	129-95	12/4/10	Target Center

BIGGEST ROAD WINS

MARGIN	OPPONENT	SCORE	DATE	SITE
37	Oklahoma City	138-101	3/4/22	Paycom Center
35	Philadelphia	119-84	12/8/04	Wachovia Center
32	Orlando	128-96	5/9/21	Amway Center
31	L.A. Clippers	95-64	1/15/03	Staples Center
31	Phoenix	117-86	3/22/13	US Airways Center
31	Philadelphia	126-95	1/6/14	Wells Fargo Center
30	New Orleans	135-105	3/11/21	Smoothie King Center
30	Oklahoma City	135-105	1/7/22	Paycom Center

BIGGEST LOSSES

MARGIN	OPPONENT	SCORE	DATE	SITE
48	New Orleans	91-139	11/14/14	Smoothie King Center
42	Orlando	86-128	11/3/10	Amway Center
42	Philadelphia	107-149	1/15/19	Wells Fargo Center
41	Miami	72-113	3/5/96	Miami Arena
41	Golden State	105-146	11/9/09	Oracle Arena
39	Indiana	75-114	4/16/95	Market Square Arena
38	Philadelphia	71-109	11/25/94	Target Center
38	San Antonio	84-122	12/30/95	Alamodome
38	Phoenix	114-152	3/16/10	US Airways Center
37	Seattle	87-124	12/5/92	Seattle Center Coliseum
37	Golden State	109-146	4/1/94	Oakland Coliseum
37	Seattle	93-130	2/14/96	KeyArena
36	L.A. Lakers	91-127	12/27/20	Staples Center
35	Utah	80-115	1/30/95	Delta Center

BIGGEST HOME LOSSES

MARGIN	OPPONENT	SCORE	DATE	SITE
38	Philadelphia	71-109	11/25/94	Target Center
33	Charlotte	102-135	3/3/21	Target Center
32	Indiana	78-110	2/17/95	Target Center
32	New Orleans	90-122	4/9/08	Target Center
32	Sacramento	95-127	3/20/11	Target Center
32	Utah	104-136	12/8/21	Target Center
31	Philadelphia	102-133	2/25/22	Target Center
30	Houston	85-115	11/5/94	Target Center
30	Milwaukee	95-125	10/26/18	Target Center
30	Brooklyn	97-127	4/13/21	Target Center

ALL-TIME COMEBACKS

DEFICIT	SCORE/TIME	VS./@ OPPONENT	FINAL SCORE	DATE
25	16-41 10:14, 2nd	vs. Charlotte	105-101	3/1/96
24	55-79 6:02, 3rd	@ Houston	124-122 (OT)	2/17/92
24	50-74 5:53, 3rd	@ Dallas	113-110 (OT)	1/17/98
22	49-71 9:36, 3rd	@ Brooklyn	107-96	11/5/12
21	24-45 10:09, 2nd	vs. Indiana	131-118	12/21/07
21	57-78 9:02, 3rd	vs. New York	112-103	11/12/10
21	30-51 6:37, 2nd	@ Chicago	99-94	12/13/16
20	44-64 5:29, 3rd	@ Seattle	100-96 (OT)	3/15/91
20	16-36 0:26, 1st	@ Washington	89-87	4/21/91
20	33-53 4:40, 2nd	@ Charlotte	102-96	1/1/07
20	31-51 3:04, 2nd	vs. Philadelphia	108-103 (OT)	1/18/10

LEADS THAT GOT AWAY

LEAD	SCORE/TIME	VS./@ OPPONENT	FINAL SCORE	DATE
29	70-41 10:26, 3rd	@ Dallas	100-107	12/30/08
27	93-66 3:46, 3rd	vs. Sacramento	129-133 (OT)	1/27/20
25	88-63 5:56, 3rd	vs. Seattle	106-114	3/27/07
22	80-58 5:43, 3rd	vs. Dallas	103-107	12/18/01
22	51-29 9:19, 2nd	vs. Phoenix	120-127	3/23/14
21	75-54 4:29, 3rd	vs. Portland	102-107	11/15/91
21	46-25 9:11, 2nd	vs. Phoenix	116-117 (OT)	1/27/93
21	63-42 0:24, 2nd	vs. Atlanta	87-94	11/24/07
21	43-22 6:50, 2nd	vs. Detroit	90-94	4/1/08
21	64-43 9:00, 3rd	vs. San Antonio	109-113 (OT)	11/24/10
21	55-34 0:58, 2nd	vs. Golden State	88-93	4/22/12
20	36-16 0:46, 1st	@ Orlando	86-90	11/21/96
20	43-23 9:04, 2nd	vs. Golden State	76-104	12/11/99
20	49-29 1:53, 2nd	vs. Golden State	94-97	4/4/12
20	59-39 11:41, 3rd	@ Houston	100-108	3/15/13
20	74-54 7:13, 3rd	@ Milwaukee	96-102	12/28/17
20	57-37 10:34, 3rd	vs. Orlando	96-97	1/20/21
20	49-29 6:25, 2nd	vs. L.A. Clippers	84-104	11/5/21

TOP SCORING GAMES OFF THE BENCH

PTS	PLAYER	OPPONENT	DATE
35	Zach LaVine	Oklahoma City	1/27/16
35	Shabazz Muhammad	@ Golden State	4/5/16 (OT)
34	Wally Szczerbiak	@ Seattle	1/21/05
34	Rashad McCants	Denver	1/4/08
34	Michael Beasley	@ Houston	1/30/12
32	Gerald Glass	@ L.A. Lakers	12/23/90
32	Jeff Teague	Utah	12/11/19
31	Derrick Rose	Phoenix	1/20/19
31	Malik Beasley	Indiana	2/17/21
30	Isaiah Rider	Miami	3/3/96

TOP SCORING GAMES OFF THE BENCH VS. MINNESOTA

PTS	PLAYER	OPPONENT	DATE
45	Lou Williams	L.A. Clippers	2/11/19
42	Buddy Hield	Sacramento	1/27/20 (OT)
41	Todd Day	@ Boston	12/22/95
35	Gordon Hayward	@ Boston	1/2/19
34	Danny Ainge	Phoenix	1/7/94
33	Cuttino Mobley	@ Houston	10/31/00
33	Terrence Ross	@ Orlando	2/28/20
32	Terrence Ross	@ Orlando	2/7/19



MISCELLANEOUS RECORDS

LONGEST WINNING STREAKS

11	1/17/01-2/7/01
10	3/26/04-11/3/04
9	12/30/01-1/15/02
7	1/9/98-1/21/98
7	2/19/03-3/2/03

LONGEST HOME WINNING STREAKS

17	1/8/03-3/2/03
14	12/16/03-2/6/04
13	12/18/17-2/11/18
12	3/20/98-2/22/99
10	2/23/01-4/6/01

LONGEST ROAD WINNING STREAKS

6	1/8/00-1/25/00
6	12/3/03-12/23/03
5	2/25/00-3/11/00
5	1/17/01-2/3/01
5	3/26/04-4/14/04
5	11/28/04-12/8/04
5	11/26/05-12/7/05

YEARLY STATISTICAL RANKINGS

YEAR	-----PTS-----		-----FG%-----		FT%	REB	AST	STL	TO	BLK
	OFF	DEF	OFF	DEF						
1989-90	27	2	26	18	19	21	24	6	2	22
1990-91	26	9	25	23	23	17	21	13	1	11
1991-92	23	19	22	23	20	26	14	24	4	7
1992-93	27	15	18	24	2	25	18	18	24	11
1993-94	26	16	19	17	2	16	17	26	27	12
1994-95	26	17	21	19	3	27	21	24	25	14
1995-96	19	23	18	18	1	19	14	13	26	7
1996-97	17	17	13	13	9	24	9	24	9	2
1997-98	2	25	8	15	15	18	3	22	1	13
1998-99	11	16	23	16	9	15	2	13	1	10
1999-00	13	11	2	10	7	8	1	17	4	11
2000-01	7	14	6	22	4	15	2	6	4	10
2001-02	5	16	5	14	2	1	2	28	4	16
2002-03	7	18	2	10	10	9	2	29	6	15
2003-04	10	7	2	4	5	9	6	26	2	7
2004-05	16	9	4	7	1	9	4	30	2	10
2005-06	28	8	11	9	11	24	12	19	17	5
2006-07	20	19	13	16	3	20	7	28	21	24
2007-08	26	21	18	27	21	13	26	12	17	29
2008-09	21	22	29	26	15	3	17	28	17	28
2009-10	20	29	25	25	22	19	24	13	30	28
2010-11	10	30	27	23	13	3	25	17	30	10
2011-12	10	25	27	22	10	15	24	26	21	24
2012-13	20	15	24	24	21	10	16	5	20	19
2013-14	3	26	23	29	9	10	5	3	8	30
2014-15	23	30	24	30	6	24	16	9	23	27
2015-16	15	23	7	28	4	21	8	14	23	19
2016-17	13	18	8	28	5	5	9	12	19	19
2017-18	8	17	4	29	2	13	18	6	2	24
2018-19	13	23	17	23	10	17	15	7	4	17
2019-20	12	28	28	25	23	18	20	3	26	4
2020-21	18	29	27	28	22	16	11	3	19	3
2021-22	1	24	22	16	14	17	7	3	21	3

LONGEST LOSING STREAKS

18	3/13/11-12/30/11
16	2/29/92-3/29/92
16	4/8/94-11/12/94
16	2/24/10-3/28/10
15	10/30/09-11/27/09
15	12/12/14-1/10/15

LONGEST HOME LOSING STREAKS

14	4/9/94-12/14/94
14	3/16/15-11/20/15
11	1/28/09-3/9/09
10	3/27/07-11/6/07
10	2/10/10-3/28/10
10	12/12/14-1/23/15

LONGEST ROAD LOSING STREAKS

22	12/9/89-3/23/90
17	2/24/10-11/9/10
16	11/28/07-1/19/08
14	1/17/94-3/8/94
14	2/21/06-4/11/06

ALL-TIME OVERTIME RECORD

YEAR	GAMES	HOME W-L	ROAD W-L	TOTAL W-L
1989-90	7	1-3	0-3	1-6
1990-91	7	1-0	2-4	3-4
1991-92	5	0-2	2-1	2-3
1992-93	6	0-4	0-2	0-6
1993-94	2	0-1	0-1	0-2
1994-95	3	1-1	0-1	1-2
1995-96	4	0-1	0-3	0-4
1996-97	3	1-0	1-1	2-1
1997-98	9	3-2	2-2	5-4
1998-99	1	0-0	0-1	0-1
1999-00	8	4-1	3-0	7-1
2000-01	6	3-0	1-2	4-2
2001-02	4	0-0	2-2	2-2
2002-03	5	2-1	1-1	3-2
2003-04	3	0-1	2-0	2-1
2004-05	3	0-1	1-1	1-2
2005-06	6	1-2	0-3	1-5
2006-07	10	4-1	2-3	6-4
2007-08	2	1-1	0-0	1-1
2008-09	4	2-1	0-1	2-2
2009-10	2	1-0	0-1	1-1
2010-11	4	0-3	0-1	0-4
2011-12	3	0-0	0-3	0-3
2012-13	2	1-0	0-1	1-1
2013-14	5	1-1	2-1	3-2
2014-15	5	0-2	2-1	2-3
2015-16	7	1-0	3-3	4-3
2016-17	5	1-1	1-2	2-3
2017-18	5	2-1	1-1	3-2
2018-19	6	3-2	0-1	3-3
2019-20	7	2-2	2-1	4-3
2020-21	5	0-3	0-2	0-5
2021-22	3	1-0	1-1	2-1
TOTALS	157	37-38	31-51	68-89



MISCELLANEOUS RECORDS

OVERTIME SUMMARY

ATLANTA (1-5)

1/5/91	The Omni	L	112-117
12/28/91	The Omni	L	122-125
12/13/94	The Omni	L	83-85
4/4/00	Target Center	W	86-76
12/28/18	Target Center	L	120-123
2/27/19	State Farm Arena	L	123-131

BOSTON (1-3)

12/15/92	Target Center	L	119-124 (2OT)
2/1/02	FleetCenter	W	98-95
3/4/07	TD Banknorth Garden	L	117-124 (2OT)
4/9/21	TD Garden	L	136-145

BROOKLYN (3-3)

3/20/91	Brendan Byrne Arena	L	111-118
1/20/96	Continental Air Arena	L	97-103
3/24/00	Continental Air Arena	W	116-115
12/19/01	Continental Air Arena	L	112-117
10/23/19	Barclays Center	W	127-126
12/30/19	Target Center	W	122-115

CHARLOTTE (2-2)

4/12/91	Charlotte Coliseum	L	110-111 (2OT)
1/5/11	Target Center	L	105-108
12/3/16	Spectrum Center	W	125-120
2/15/22	Target Center	W	126-120

CHICAGO (3-1)

11/13/03	United Center	W	92-89
1/25/09	Target Center	W	109-108
11/7/15	United Center	W	102-93
2/24/21	United Center	L	126-133

CLEVELAND (1-2)

2/2/91	Richfield Coliseum	L	110-113
3/21/00	Target Center	W	111-107
2/7/18	Quicken Loans Arena	L	138-140

DALLAS (6-2)

11/20/90	Reunion Arena	W	92-91
2/8/94	Reunion Arena	L	105-108
2/27/97	Reunion Arena	W	107-105 (2OT)
1/17/98	Reunion Arena	W	113-110
2/15/98	Target Center	W	105-99
12/15/12	Target Center	W	114-106
3/19/14	American Airlines Center	W	123-122
1/20/16	American Airlines Center	L	94-106

DENVER (5-8)

3/31/92	McNichols Arena	W	121-114
1/3/95	Target Center	L	99-108 (2OT)
12/28/96	Target Center	W	103-96
2/5/00	Pepsi Center	W	105-97
2/15/00	Target Center	L	104-107
11/8/00	Pepsi Center	L	107-109
11/4/04	Pepsi Center	L	92-94
2/24/06	Target Center	L	101-102
2/20/12	Pepsi Center	L	101-103
12/11/15	Pepsi Center	L	108-111
12/27/17	Target Center	W	128-125
4/11/18	Target Center	W	112-106
11/10/19	Target Center	L	98-100

DETROIT (2-2)

3/1/98	Target Center	W	115-113 (2OT)
1/15/07	The Palace	W	94-90
1/19/07	Target Center	L	98-104 (2OT)
12/19/18	Target Center	L	123-129

GOLDEN STATE (4-5)

12/27/91	Target Center	L	102-106
11/7/92	Target Center	L	119-121
12/19/92	Oakland Coliseum	L	116-122
1/5/96	Oakland Coliseum	L	119-122
4/2/06	Target Center	W	106-104
11/11/08	Oracle Arena	L	110-113
4/5/16	Oracle Arena	W	124-117
3/29/19	Target Center	W	131-130
11/8/19	Target Center	W	125-119

HOUSTON (4-5)

2/17/92	The Summit	W	124-122
4/22/93	The Summit	L	110-112
1/16/98	The Summit	W	116-115
2/20/98	Target Center	W	100-95
2/4/05	Target Center	L	113-119
1/7/07	Target Center	W	103-99
1/13/10	Toyota Center	L	114-120 (3OT)
12/5/14	Target Center	L	112-114
12/17/16	Target Center	L	109-111

INDIANA (2-2)

12/12/89	Market Square Arena	L	112-113
12/16/00	Target Center	W	113-110
11/16/01	Conseco Fieldhouse	W	120-113 (2OT)
2/17/21	Target Center	L	128-134

L.A. CLIPPERS (1-3)

3/26/90	L.A. Sports Arena	L	96-101
12/4/04	Staples Center	W	107-100
11/5/05	Staples Center	L	99-100
12/22/13	Staples Center	L	116-120

L.A. LAKERS (2-3)

12/20/89	Metrodome	L	97-106
3/6/07	Target Center	W	117-107 (2OT)
3/26/15	Target Center	L	99-101
12/9/15	Target Center	W	123-122
3/24/17	Staples Center	L	119-130

MEMPHIS (4-4)

11/5/95	General Motors Place	L	98-100
4/14/00	General Motors Place	W	104-94 (2OT)
11/19/02	Target Center	W	110-106
4/19/06	Target Center	L	92-102 (2OT)
2/9/07	FedExForum	L	97-105
12/29/08	Target Center	W	108-98
1/30/19	Target Center	W	99-97
11/8/21	FedExForum	L	118-125

MIAMI (2-1)

3/2/94	Target Center	L	100-108
4/4/14	AmericanAirlines Arena	W	122-121 (2OT)
10/30/17	AmericanAirlines Arena	W	125-122

MILWAUKEE (2-1)

4/14/95	Target Center	W	104-100
12/27/95	Target Center	L	93-99
4/16/08	Target Center	W	110-101

NEW ORLEANS (0-1)

5/1/21	Target Center	L	136-140
--------	---------------	---	---------

NEW YORK (1-1)

2/25/99	Madison Sq. Garden	L	113-115
3/19/15	Madison Sq. Garden	W	95-92

OKLAHOMA CITY (3-6)

3/15/91	Seattle Ctr. Coliseum	W	100-96
3/8/98	Target Center	L	98-99
3/5/00	Target Center	W	105-100

3/4/01	Target Center	W	119-111
11/4/05	KeyArena	L	102-107
3/2/08	Target Center	L	108-111
1/26/11	Target Center	L	117-118
3/23/12	Ches. Energy Arena	L	140-149 (2OT)
12/6/19	Ches. Energy Arena	L	127-139

ORLANDO (3-2)

4/1/07	Amway Arena	W	105-104
10/30/13	Target Center	W	120-115
11/7/14	Amway Center	L	103-112
11/18/15	Amway Center	L	101-104
1/30/17	Target Center	W	111-105

PHILADELPHIA (6-2)

11/10/89	Metrodome	W	125-118
2/3/91	Target Center	W	110-102 (2OT)
12/11/00	First Union Center	W	96-91
12/12/05	Wachovia Center	L	89-90
1/5/07	Target Center	W	104-102
1/18/10	Target Center	W	108-103
12/12/17	Target Center	L	112-118
11/27/21	Wells Fargo Center	W	121-120 (2OT)

PHOENIX (0-5)

3/10/90	Metrodome	L	98-101
1/27/93	Target Center	L	116-117
1/18/02	America West Arena	L	100-103
4/11/11	US Airways Center	L	127-135
2/26/13	US Airways Center	L	83-84

PORTLAND (0-3)

11/7/96	Rose Garden	L	94-95
12/14/02	Target Center	L	92-98
1/24/07	Rose Garden	L	98-101

SACRAMENTO (3-4)

12/23/92	Target Center	L	96-102
1/10/03	Target Center	W	115-109
3/5/03	ARCO Arena	L	95-96
11/5/03	Target Center	L	121-125
12/5/03	ARCO Arena	W	112-109
12/26/19	Golden 1 Center	W	105-104 (2OT)
1/27/20	Target Center	L	129-133

SAN ANTONIO (3-5)

11/17/00	Target Center	W	99-94
3/14/01	Alamodome	L	100-106
3/21/03	SBC Center	W	101-94
1/3/07	Target Center	W	103-101
11/5/08	Target Center	L	125-129 (2OT)
11/24/10	Target Center	L	109-113
3/4/17	AT&T Center	L	90-97
1/9/21	Target Center	L	122-125

TORONTO (1-1)

1/24/98	SkyDome	L	107-113
3/26/00	Target Center	W	106-101

UTAH (1-5)

11/21/89	Metrodome	L	101-103
2/13/90	Salt Palace	L	104-110
11/24/97	Delta Center	L	124-133
3/15/12	EnergySolutions Arena	L	105-111
4/16/14	Target Center	L	130-136 (2OT)
3/23/15	EnergySolutions Arena	W	106-104

WASHINGTON (2-2)

11/13/91	Target Center	L	114-119
11/13/97	Target Center	L	88-91
3/25/16	Verizon Center	W	132-129 (2OT)
3/9/19	Target Center	W	135-130



MISCELLANEOUS RECORDS

WOLVES TRIPLE-DOUBLES

PLAYER	OPPONENT	DATE	STATISTICS
Tyrone Corbin	Dallas	1/2/91	10 Pts, 13 Reb, 10 Ast
Micheal Williams	Boston	12/15/92	16 Pts, 10 Reb, 14 Ast
Micheal Williams	@ Golden State	12/19/92	27 Pts, 13 Reb, 15 Ast
Kevin Garnett	Denver	1/3/98	18 Pts, 13 Reb, 10 Ast
Kevin Garnett	@ Atlanta	12/14/99	22 Pts, 15 Reb, 10 Ast
Terrell Brandon	@ Philadelphia	1/9/00	27 Pts, 10 Reb, 14 Ast
Bobby Jackson	Sacramento	1/31/00	17 Pts, 11 Reb, 12 Ast
Kevin Garnett	@ Portland*	4/23/00	12 Pts, 10 Reb, 11 Ast
Kevin Garnett	Portland*	4/30/00	23 Pts, 13 Reb, 10 Ast
Kevin Garnett	@ Detroit	12/15/00	26 Pts, 13 Reb, 10 Ast
Terrell Brandon	Golden State	2/23/01	27 Pts, 10 Reb, 16 Ast
Kevin Garnett	Detroit	2/28/01	18 Pts, 10 Reb, 10 Ast
Chauncey Billups	Memphis	4/3/02	26 Pts, 11 Reb, 10 Ast
Kevin Garnett	Orlando	11/1/02	23 Pts, 14 Reb, 10 Ast
Kevin Garnett	Sacramento	11/27/02	20 Pts, 13 Reb, 10 Ast
Kevin Garnett	@ Chicago	12/27/02	25 Pts, 15 Reb, 10 Ast
Kevin Garnett	@ Phoenix	3/9/03	29 Pts, 14 Reb, 12 Ast
Kevin Garnett	Portland	3/16/03	17 Pts, 11 Reb, 10 Ast
Kevin Garnett	@ Portland	4/6/03	16 Pts, 10 Reb, 12 Ast
Kevin Garnett	Dallas	12/18/03	35 Pts, 10 Reb, 10 Ast
Kevin Garnett	@ Golden State	1/28/04	20 Pts, 20 Reb, 10 Ast
Sam Cassell	San Antonio	3/23/04	14 Pts, 10 Reb, 11 Ast
Kevin Garnett	Denver*	4/21/04	20 Pts, 22 Reb, 10 Ast
Kevin Garnett	Golden State	4/13/05	21 Pts, 15 Reb, 11 Ast
Kevin Garnett	Golden State	2/7/07	17 Pts, 15 Reb, 10 Ast
Kevin Garnett	Boston	2/11/07	26 Pts, 11 Reb, 10 Ast
Kevin Garnett	@ Boston	3/4/07	33 Pts, 13 Reb, 10 Ast
J.J. Barea	@ Oklahoma City	3/23/12	25 Pts, 10 Reb, 14 Ast
Ricky Rubio	San Antonio	3/12/13	21 Pts, 13 Reb, 12 Ast
Ricky Rubio	@ L.A. Lakers	11/10/13	12 Pts, 10 Reb, 14 Ast
Kevin Love	@ Utah	2/22/14	37 Pts, 12 Reb, 10 Ast
Ricky Rubio	@ Dallas	3/19/14	22 Pts, 10 Reb, 15 Ast
Kevin Love	L.A. Lakers	3/28/14	22 Pts, 10 Reb, 10 Ast
Kevin Love	Memphis	4/2/14	24 Pts, 16 Reb, 10 Ast
Ricky Rubio	L.A. Clippers	3/2/15	18 Pts, 12 Reb, 11 Ast
Karl-Anthony Towns	@ Denver	12/28/16	15 Pts, 11 Reb, 10 Ast
Ricky Rubio	@ San Antonio	3/4/17	11 Pts, 13 Reb, 10 Ast
Andrew Wiggins	Toronto	1/18/20	18 Pts, 10 Reb, 11 Ast
Shabazz Napier	Oklahoma City	1/25/20	10 Pts, 10 Reb, 13 Ast
Karl-Anthony Towns	Utah	1/30/22	31 Pts, 11 Reb, 10 Ast

OPPONENT TRIPLE-DOUBLES

PLAYER	TEAM	DATE	STATISTICS
David Robinson	@ San Antonio	2/23/90	24 Pts, 12 Reb, 12 Blk
Kevin Johnson	@ Phoenix	3/23/90	13 Pts, 10 Reb, 18 Ast
Clyde Drexler	Portland	1/15/91	32 Pts, 10 Reb, 11 Ast
Larry Johnson	@ Charlotte	3/18/93	11 Pts, 12 Reb, 10 Ast
David Robinson	@ San Antonio	11/9/93	43 Pts, 11 Reb, 10 Blk
David Robinson	@ San Antonio	1/11/94	27 Pts, 12 Reb, 10 Ast

OPPONENT TRIPLE-DOUBLES (CONT.)

PLAYER	TEAM	DATE	STATISTICS
Oliver Miller	@ Phoenix	2/9/94	14 Pts, 15 Reb, 11 Ast
Billy Owens	@ Miami	1/5/95	19 Pts, 10 Reb, 10 Ast
Larry Johnson	@ Charlotte	1/11/95	23 Pts, 10 Reb, 10 Ast
Jason Kidd	@ Dallas	4/7/95	11 Pts, 10 Reb, 13 Ast
Dikembe Mutombo	@ Denver	12/2/95	22 Pts, 16 Reb, 10 Blk
Grant Hill	@ Detroit	3/21/97	22 Pts, 11 Reb, 10 Ast
Jason Kidd	@ Phoenix	4/8/97	15 Pts, 10 Reb, 13 Ast
Antoine Walker	Boston	1/15/01	20 Pts, 12 Reb, 12 Ast
Jason Kidd	@ Phoenix	2/14/01	19 Pts, 10 Reb, 12 Ast
Jamaal Tinsley	Indiana	3/15/02	11 Pts, 10 Reb, 10 Ast
Jason Kidd	@ New Jersey	10/31/03	21 Pts, 11 Reb, 14 Ast
Andre Miller	@ Denver	1/26/04	24 Pts, 10 Reb, 10 Ast
Chauncey Billups	@ Detroit	2/20/04	20 Pts, 10 Reb, 11 Ast
Lamar Odom	L.A. Lakers	2/13/08	10 Pts, 16 Reb, 10 Ast
Russell Westbrook	Oklahoma City	2/21/10	22 Pts, 10 Reb, 14 Ast
Andre Igoudala	@ Philadelphia	3/4/11	22 Pts, 10 Reb, 13 Ast
Goran Dragic	Houston	4/13/11	11 Pts, 11 Reb, 11 Ast
Kyle Lowry	Houston	1/23/12	16 Pts, 10 Reb, 10 Ast
Larry Sanders	Milwaukee	11/30/12	10 Pts, 10 Reb, 10 Blk
Kevin Durant	@ Oklahoma City	12/1/13	32 Pts, 10 Reb, 12 Ast
Kyle Lowry	Toronto	3/9/14	20 Pts, 12 Reb, 11 Ast
Joakim Noah	Chicago	4/9/14	15 Pts, 10 Reb, 10 Ast
Michael Carter-Williams	@ Philadelphia	1/30/15	17 Pts, 10 Reb, 10 Ast
James Harden	@ Houston	2/23/15	31 Pts, 10 Reb, 10 Ast
Russell Westbrook	@ Oklahoma City	3/13/15	29 Pts, 10 Reb, 12 Ast
Hassan Whiteside	@ Miami	11/17/15	22 Pts, 14 Reb, 10 Blk
Russell Westbrook	@ Oklahoma City	1/15/16	12 Pts, 11 Reb, 10 Ast
Russell Westbrook	Oklahoma City	1/13/17	21 Pts, 11 Reb, 12 Ast
James Harden	@ Houston	4/12/17	27 Pts, 10 Reb, 12 Ast
Blake Griffin	@ L.A. Clippers	1/22/18	32 Pts, 11 Reb, 12 Ast
Kevin Durant	@ Golden State	1/25/18	28 Pts, 10 Reb, 11 Ast
LeBron James	@ Cleveland	2/7/18	37 Pts, 10 Reb, 15 Ast
Ben Simmons	@ Philadelphia	3/24/18	15 Pts, 12 Reb, 13 Ast
Russell Westbrook	@ Oklahoma City	12/23/18	23 Pts, 11 Reb, 10 Ast
Nikola Jokic	Denver	2/2/19	13 Pts, 16 Reb, 10 Ast
Evan Turner	Portland	4/1/19	13 Pts, 11 Reb, 10 Ast
Russell Westbrook	Oklahoma City	4/7/19	27 Pts, 10 Reb, 15 Ast
Nikola Jokic	@ Denver	12/20/19	22 Pts, 10 Reb, 10 Ast
Shai Gilgeous-Alexander	Oklahoma City	1/13/20	20 Pts, 20 Reb, 10 Ast
Aaron Gordon	@ Orlando	2/28/20	17 Pts, 11 Reb, 12 Ast
Jrue Holiday	@ New Orleans	3/3/20	27 Pts, 10 Reb, 12 Ast
Nikola Jokic	Denver	1/3/21	19 Pts, 12 Reb, 12 Ast
Clint Capela	Atlanta	1/22/21	13 Pts, 19 Reb, 10 Blk
Domantas Sabonis	Indiana	2/17/21	36 Pts, 17 Reb, 10 Ast
Russell Westbrook	@ Washington	2/27/21	19 Pts, 14 Reb, 12 Ast
LeBron James	@ L.A. Lakers	3/16/21	25 Pts, 12 Reb, 12 Ast
James Harden	@ Brooklyn	3/29/21	38 Pts, 11 Reb, 13 Ast
Domantas Sabonis	Indiana	11/29/21	16 Pts, 25 Reb, 10 Ast
Nikola Jokic	@ Denver	12/15/21	27 Pts, 10 Reb, 11 Ast
Chris Paul	@ Phoenix	1/28/22	21 Pts, 10 Reb, 14 Ast
Pascal Siakam	@ Toronto	3/30/22	12 Pts, 10 Reb, 13 Ast
Ja Morant	Memphis*	4/21/22	16 Pts, 10 Reb, 10 Ast

(*Playoff game)



MISCELLANEOUS RECORDS

SINGLE GAME

LONGEST GAME (REGULATION):	2:40	vs. Philadelphia, 2/1/04; @ L.A. Clippers, 1/20/12
LONGEST GAME (OVERTIME):	3:10	vs. Detroit, 3/1/98 (2OT); vs. L.A. Lakers, 3/6/07 (2OT); @ Houston, 1/13/10 (3OT)
SHORTEST GAME:	1:46	@ Houston, 1/24/91
MOST POINTS SCORED BY MINNESOTA IN A LOSS:	140	@ Oklahoma City (149), 3/23/12 (2OT)
	137	@ Indiana (141), 4/7/21
FEWEST POINTS SCORED BY MINNESOTA IN A VICTORY:	73	vs. Toronto (56), 11/1/03
MOST CONSECUTIVE POINTS SCORED, TEAM:	22	vs. Houston, 4th quarter, 3/26/21
MOST CONSECUTIVE POINTS SCORED TO OPEN GAME, TEAM:	17	@ Indiana, 12/31/17
MOST CONSECUTIVE POINTS ALLOWED, TEAM:	23	@ Sacramento, 2nd & 3rd quarters, 3/14/10
MOST CONSECUTIVE POINTS ALLOWED TO OPEN GAME, TEAM:	15	@ New York, 1/26/10
MOST PLAYERS SCORING IN DOUBLE FIGURES:	9	vs. Sacramento, 12/17/18 (Wiggins 17, Dieng 15, Towns 14, Covington 13, Rose 13, Gibson 12, Saric 12, Jones 10, Okogie 10)
MOST PLAYERS SCORING 20 OR MORE POINTS:	4	Most recently: vs. L.A. Clippers, 3/20/18 (Towns 30, Wiggins 27, Crawford 20, Teague 20)
MOST POINTS OFF THE BENCH:	85	vs. Chicago, 4/10/22
QUICKEST DISQUALIFICATION ON PERSONAL FOULS:	6 minutes	Sam Mitchell, vs. L.A. Lakers, 3/17/90
EARLIEST DISQUALIFICATION ON PERSONAL FOULS:	6:54, 3rd quarter	Tod Murphy, @ San Antonio, 1/6/90
MOST TECHNICAL FOULS, TEAM:	6	Most recently: vs. Portland, 12/23/05 MIN: Kevin Garnett, Michael Olowokandi 2, 3 Defensive Three Seconds. (Referees: McCutchen, Grillo, Zielinski.)
MOST TECHNICAL FOULS, BOTH TEAMS:	10	Most recently: vs. Portland, 12/23/05 MIN: Kevin Garnett, Michael Olowokandi 2, 3 Defensive Three Seconds; POR: Nate McMillan 2, Joel Przybilla, 1 Defensive Three Seconds. (Referees: McCutchen, Grillo, Zielinski.)

SEASON – INDIVIDUAL

MOST GAMES WITH 40 OR MORE POINTS:	6	Kevin Love, 2013-14
MOST GAMES WITH 30 OR MORE POINTS:	25	Kevin Love, 2013-14
MOST GAMES WITH 20 OR MORE POINTS:	67	Kevin Garnett, 2003-04
MOST GAMES WITH 10 OR MORE POINTS:	82	Tony Campbell, 1989-90; Kevin Garnett, 97-98, 02-03, 03-04, 04-05
MOST GAMES WITH 10 OR MORE POINTS AND REBOUNDS:	71	Kevin Garnett, 2003-04
MOST CONSECUTIVE GAMES WITH 30 OR MORE POINTS:	6	Kevin Love (2/10/14 thru 2/25/14)
MOST CONSECUTIVE GAMES WITH 20 OR MORE POINTS:	21	Karl-Anthony Towns (1/26/17 thru 3/13/17)
MOST CONSECUTIVE GAMES WITH 10 OR MORE POINTS:	398	Kevin Garnett (10/30/02 thru 4/9/07)
MOST CONSECUTIVE GAMES WITH 10 OR MORE POINTS AND REBOUNDS:	53	Kevin Love (11/22/10 thru 3/11/11)
MOST TIMES LED OR SHARED SCORING LEAD:	60	Kevin Garnett, 2002-03

SEASON – TEAM

MOST 100-POINT GAMES:	74	2018-19
MOST CONSECUTIVE 100-POINT GAMES:	30	2/2/19 thru 4/9/19
MOST GAMES UNDER 100 POINTS:	64	2005-06
MOST CONSECUTIVE GAMES UNDER 100 POINTS:	16	12/6/94 thru 1/11/95; 3/10/04 thru 4/9/04
MOST 100-POINT GAMES ALLOWED:	69	2018-19
MOST CONSECUTIVE 100-POINT GAMES ALLOWED:	39	1/5/20 thru 1/9/21
MOST GAMES HOLDING THE OPPONENT UNDER 100 POINTS:	71	2003-04
MOST CONSECUTIVE GAMES HOLDING THE OPPONENT UNDER 100:	13	3/24/99 thru 4/14/99; 11/7/03 thru 12/3/03; 1/6/04 thru 1/30/04; 3/26/04 thru 11/6/04
MOST GAMES TO SHOOT .500+:	31	1999-00
MOST CONSECUTIVE GAMES TO SHOOT .500+:	5	1/6/00 thru 1/13/00
MOST GAMES TO SHOOT UNDER .400:	23	2010-11
MOST CONSECUTIVE GAMES TO SHOOT UNDER .400:	5	2/12/11 thru 2/23/11
MOST GAMES FOR THE OPPONENT TO SHOOT .500+:	41	1992-93
MOST CONSECUTIVE GAMES FOR THE OPPONENT TO SHOOT .500+:	6	12/18/90 thru 12/30/90
MOST GAMES FOR THE OPPONENT TO SHOOT UNDER .400:	31	2003-04
MOST CONSECUTIVE GAMES FOR THE OPPONENT TO SHOOT UNDER .400:	4	2/10/04 thru 2/19/04



YEAR-BY-YEAR LEADERS

TOTAL POINTS

21-22	Karl-Anthony Towns	1,818
20-21	Anthony Edwards	1,392
19-20	Andrew Wiggins	942
18-19	Karl-Anthony Towns	1,880
17-18	Karl-Anthony Towns	1,743
16-17	Karl-Anthony Towns	2,061
15-16	Andrew Wiggins	1,675
14-15	Andrew Wiggins	1,387
13-14	Kevin Love	2,010
12-13	Nikola Pekovic	1,011
11-12	Kevin Love	1,432
10-11	Kevin Love	1,476
09-10	Al Jefferson	1,301
08-09	Al Jefferson	1,156
07-08	Al Jefferson	1,726
06-07	Kevin Garnett	1,704
05-06	Kevin Garnett	1,656
04-05	Kevin Garnett	1,817
03-04	Kevin Garnett	1,987
02-03	Kevin Garnett	1,883
01-02	Kevin Garnett	1,714
00-01	Kevin Garnett	1,784
99-00	Kevin Garnett	1,857
98-99	Kevin Garnett	977
97-98	Kevin Garnett	1,518
96-97	Tom Gugliotta	1,672
95-96	Isaiah Rider	1,470
94-95	Isaiah Rider	1,532
93-94	Isaiah Rider	1,313
92-93	Doug West	1,543
91-92	Pooh Richardson	1,350
90-91	Tony Campbell	1,678
89-90	Tony Campbell	1,903

SCORING AVERAGE

21-22	Karl-Anthony Towns	24.6
20-21	Anthony Edwards	19.3
19-20	Andrew Wiggins	22.4
18-19	Karl-Anthony Towns	24.4
17-18	Jimmy Butler	22.2
16-17	Karl-Anthony Towns	25.1
15-16	Andrew Wiggins	20.7
14-15	Andrew Wiggins	16.9
13-14	Kevin Love	26.1
12-13	Derrick Williams	12.0
11-12	Kevin Love	26.0
10-11	Kevin Love	20.2
09-10	Al Jefferson	17.1
08-09	Randy Foye	16.3
07-08	Al Jefferson	21.0
06-07	Kevin Garnett	22.4
05-06	Kevin Garnett	21.8
04-05	Kevin Garnett	22.2
03-04	Kevin Garnett	24.2
02-03	Kevin Garnett	23.0
01-02	Kevin Garnett	21.2
00-01	Kevin Garnett	22.0
99-00	Kevin Garnett	22.9
98-99	Kevin Garnett	20.8
97-98	Kevin Garnett	18.5
96-97	Tom Gugliotta	20.6
95-96	Isaiah Rider	19.6
94-95	Isaiah Rider	20.4
93-94	Christian Laettner	16.8
92-93	Doug West	19.3
91-92	Tony Campbell	16.8
90-91	Tony Campbell	21.8
89-90	Tony Campbell	23.2

FIELD GOALS MADE

21-22	Karl-Anthony Towns	642
20-21	Anthony Edwards	505
19-20	Andrew Wiggins	351
18-19	Karl-Anthony Towns	681
17-18	Karl-Anthony Towns	639
16-17	Karl-Anthony Towns	802
15-16	Karl-Anthony Towns	625
14-15	Andrew Wiggins	497
13-14	Kevin Love	650
12-13	Nikola Pekovic	385
11-12	Kevin Love	474
10-11	Michael Beasley	561
09-10	Al Jefferson	560
08-09	Al Jefferson	485
07-08	Al Jefferson	721
06-07	Kevin Garnett	638
05-06	Kevin Garnett	626
04-05	Kevin Garnett	683
03-04	Kevin Garnett	804
02-03	Kevin Garnett	743
01-02	Kevin Garnett	659
00-01	Kevin Garnett	704
99-00	Kevin Garnett	759
98-99	Kevin Garnett	414
97-98	Kevin Garnett	635
96-97	Tom Gugliotta	592
95-96	Isaiah Rider	560
94-95	Isaiah Rider	558
93-94	Isaiah Rider	522
92-93	Doug West	646
91-92	Pooh Richardson	587
90-91	Tony Campbell	652
89-90	Tony Campbell	723

FIELD GOALS ATTEMPTED

21-22	Anthony Edwards	1,245
20-21	Anthony Edwards	1,211
19-20	Andrew Wiggins	790
18-19	Karl-Anthony Towns	1,314
17-18	Andrew Wiggins	1,300
16-17	Andrew Wiggins	1,570
15-16	Andrew Wiggins	1,294
14-15	Andrew Wiggins	1,137
13-14	Kevin Love	1,422
12-13	Luke Ridnour	811
11-12	Kevin Love	1,059
10-11	Michael Beasley	1,246
09-10	Al Jefferson	1,125
08-09	Randy Foye	981
07-08	Al Jefferson	1,441
06-07	Kevin Garnett	1,341
05-06	Kevin Garnett	1,191
04-05	Kevin Garnett	1,360
03-04	Kevin Garnett	1,611
02-03	Kevin Garnett	1,481
01-02	Kevin Garnett	1,401
00-01	Kevin Garnett	1,475
99-00	Kevin Garnett	1,526
98-99	Kevin Garnett	900
97-98	Kevin Garnett	1,293
96-97	Tom Gugliotta	1,339
95-96	Isaiah Rider	1,206
94-95	Isaiah Rider	1,249
93-94	Isaiah Rider	1,115
92-93	Doug West	1,249
91-92	Pooh Richardson	1,261
90-91	Tony Campbell	1,502
89-90	Tony Campbell	1,581

FIELD-GOAL PCT. (MIN. 300 FGM)

21-22	Karl-Anthony Towns	(642-1,214) 529
20-21	Naz Reid	(304-581) 523
19-20	Karl-Anthony Towns	(316-622) 508
18-19	Taj Gibson	(304-537) 566
17-18	Taj Gibson	(425-737) 577
16-17	Karl-Anthony Towns	(802-1,480) 542
15-16	Karl-Anthony Towns	(625-1,153) 542
14-15	Andrew Wiggins	(497-1,137) 437
13-14	Nikola Pekovic	(378-700) 540
12-13	Nikola Pekovic	(385-741) 520
11-12	Nikola Pekovic	(256-454) 564
10-11	Kevin Love	(482-1,026) 470
09-10	Al Jefferson	(560-1,125) 498
08-09	Al Jefferson	(485-975) 497
07-08	Al Jefferson	(721-1,441) 500
06-07	Mark Blount	(427-839) 509
05-06	Kevin Garnett	(626-1,191) 526
04-05	Wally Szczerbiak	(465-919) 506
03-04	Kevin Garnett	(804-1,611) 499
02-03	Rasho Nesterovic	(400-762) 525
01-02	Wally Szczerbiak	(609-1,200) 508
00-01	Wally Szczerbiak	(469-920) 510
99-00	Wally Szczerbiak	(342-669) 511
98-99	Kevin Garnett	(414-900) 460
97-98	Tom Gugliotta	(319-635) 502
96-97	Kevin Garnett	(549-1,100) 499
95-96	Kevin Garnett	(361-735) 491
94-95	Christian Laettner	(450-920) 489
93-94	Doug West	(434-891) 487
92-93	Doug West	(646-1,249) 517
91-92	Doug West	(463-894) 518
90-91	Pooh Richardson	(635-1,350) 470
89-90	Tyrone Corbin	(521-1,083) 481

FREE THROWS MADE

21-22	Karl-Anthony Towns	384
20-21	Karl-Anthony Towns	267
19-20	Karl-Anthony Towns	180
18-19	Karl-Anthony Towns	376
17-18	Jimmy Butler	363
16-17	Andrew Wiggins	412
15-16	Andrew Wiggins	430
14-15	Andrew Wiggins	354
13-14	Kevin Love	520
12-13	Nikola Pekovic	241
11-12	Kevin Love	379
10-11	Kevin Love	424
09-10	Kevin Love	225
08-09	Kevin Love	265
07-08	Al Jefferson	284
06-07	Kevin Garnett	416
05-06	Kevin Garnett	396
04-05	Kevin Garnett	445
03-04	Kevin Garnett	368
02-03	Kevin Garnett	377
01-02	Kevin Garnett	359
00-01	Kevin Garnett	357
99-00	Kevin Garnett	309
98-99	Kevin Garnett	145
97-98	Stephon Marbury	329
96-97	Tom Gugliotta	464
95-96	Tom Gugliotta	289
94-95	Christian Laettner	409
93-94	Christian Laettner	375
92-93	Christian Laettner	462
91-92	Tony Campbell	240
90-91	Tony Campbell	358
89-90	Tony Campbell	448

FREE THROWS ATTEMPTED

21-22	Karl-Anthony Towns	467
20-21	Karl-Anthony Towns	311
19-20	Karl-Anthony Towns	226
18-19	Karl-Anthony Towns	450
17-18	Jimmy Butler	425
16-17	Andrew Wiggins	542
15-16	Andrew Wiggins	565
14-15	Andrew Wiggins	466
13-14	Kevin Love	633
12-13	Nikola Pekovic	324
11-12	Kevin Love	460
10-11	Kevin Love	499
09-10	Kevin Love	276
08-09	Kevin Love	336
07-08	Al Jefferson	394
06-07	Kevin Garnett	498
05-06	Kevin Garnett	489
04-05	Kevin Garnett	549
03-04	Kevin Garnett	465
02-03	Kevin Garnett	502
01-02	Kevin Garnett	448
00-01	Kevin Garnett	467
99-00	Kevin Garnett	404
98-99	Kevin Garnett	206
97-98	Stephon Marbury	450
96-97	Tom Gugliotta	566
95-96	Tom Gugliotta	374
94-95	Christian Laettner	500
93-94	Christian Laettner	479
92-93	Christian Laettner	553
91-92	Tony Campbell	299
90-91	Tony Campbell	446
89-90	Tony Campbell	569

FREE-THROW PCT. (MIN. 125 FTM)

21-22	D'Angelo Russell	(198-240) 825
20-21	Ricky Rubio	(130-150) 867
19-20	Jeff Teague	(125-144) 868
18-19	Derrick Rose	(137-160) 856
17-18	Karl-Anthony Towns	(345-402) 858
16-17	Ricky Rubio	(254-285) 891
15-16	Kevin Martin	(125-142) 880
14-15	Kevin Martin	(170-193) 881
13-14	Kevin Martin	(303-340) 891
12-13	Luke Ridnour	(139-164) 848
11-12	Luke Ridnour	(106-119) 891
10-11	Kevin Love	(424-499) 850
09-10	Jonny Flynn	(223-270) 826
08-09	Randy Foye	(230-272) 846
07-08	Ryan Gomes	(190-229) 830
06-07	Randy Foye	(164-192) 854
05-06	Wally Szczerbiak	(163-182) 896
04-05	Sam Cassell	(134-155) 865
03-04	Sam Cassell	(289-331) 873
02-03	Troy Hudson	(208-231) 900
01-02	Chauncey Billups	(207-234) 885
00-01	Terrell Brandon	(195-224) 871
99-00	Terrell Brandon	(187-208) 899
98-99	Sam Mitchell	(126-165) 764
97-98	Terry Porter	(167-195) 856
96-97	Tom Gugliotta	(464-566) 820
95-96	Isaiah Rider	(248-296) 838
94-95	Doug West	(206-246) 837
93-94	Micheal Williams	(333-397) 839
92-93	Micheal Williams	(419-462) 907
91-92	Doug West	(186-231) 805
90-91	Tony Campbell	(358-446) 803
89-90	Tony Campbell	(448-569) 787



YEAR-BY-YEAR LEADERS

THREE-POINT FG MADE

21-22	Malik Beasley	240
20-21	Anthony Edwards	171
19-20	Karl-Anthony Towns	114
18-19	Karl-Anthony Towns	142
17-18	Karl-Anthony Towns	120
16-17	Zach LaVine	120
15-16	Zach LaVine	123
14-15	Kevin Martin	75
13-14	Kevin Love	190
12-13	J.J. Barea	97
11-12	Kevin Love	105
10-11	Wes Johnson	103
09-10	Corey Brewer	82
08-09	Randy Foye	111
07-08	Rashad McCants	142
06-07	Ricky Davis	123
05-06	Rashad McCants	67
04-05	Troy Hudson	89
03-04	Latrell Sprewell	99
02-03	Troy Hudson	97
01-02	Chauncey Billups	124
00-01	Anthony Peeler	100
99-00	Anthony Peeler	85
98-99	Anthony Peeler	34
97-98	Stephon Marbury	95
96-97	Stephon Marbury, James Robinson	102
95-96	Isaiah Rider	102
94-95	Isaiah Rider	139
93-94	Chuck Person	100
92-93	Chuck Person	118
91-92	Pooh Richardson	53
90-91	Scott Brooks	45
89-90	Pooh Richardson	23

THREE-POINT FG ATTEMPTED

21-22	Malik Beasley	637
20-21	Anthony Edwards	520
19-20	Robert Covington	312
18-19	Karl-Anthony Towns	355
17-18	Andrew Wiggins	338
16-17	Zach LaVine	310
15-16	Zach LaVine	316
14-15	Kevin Martin	191
13-14	Kevin Love	505
12-13	Alexey Shved	288
11-12	Kevin Love	282
10-11	Wes Johnson	289
09-10	Corey Brewer	237
08-09	Randy Foye	308
07-08	Rashad McCants	349
06-07	Ricky Davis	310
05-06	Rashad McCants	180
04-05	Troy Hudson	258
03-04	Latrell Sprewell	299
02-03	Troy Hudson	266
01-02	Chauncey Billups	315
00-01	Anthony Peeler	256
99-00	Anthony Peeler	255
98-99	Anthony Peeler	114
97-98	Stephon Marbury	304
96-97	Stephon Marbury	288
95-96	Isaiah Rider	275
94-95	Isaiah Rider	396
93-94	Chuck Person	272
92-93	Chuck Person	332
91-92	Pooh Richardson	155
90-91	Scott Brooks	135
89-90	Pooh Richardson	83

THREE-POINT FG PCT. (MIN. 55 3FGM)

21-22	Karl-Anthony Towns	(150-366)	410
20-21	Malik Beasley	(128-321)	399
19-20	Karl-Anthony Towns	(114-277)	412
18-19	Karl-Anthony Towns	(142-355)	400
17-18	Karl-Anthony Towns	(120-285)	421
16-17	Zach LaVine	(120-310)	387
15-16	Zach LaVine	(123-316)	389
14-15	Kevin Martin	(75-191)	393
13-14	Kevin Love	(115-297)	387
12-13	J.J. Barea	(97-280)	346
11-12	Kevin Love	(105-282)	372
10-11	Luke Ridnour	(81-184)	440
09-10	Wayne Ellington	(64-162)	395
08-09	Mike Miller	(85-225)	378
07-08	Randy Foye	(61-148)	412
06-07	Ricky Davis	(123-310)	397
05-06	Wally Szczerbiak	(58-143)	406
04-05	Fred Hoiberg	(70-145)	483
03-04	Fred Hoiberg	(76-172)	442
02-03	Wally Szczerbiak	(61-145)	421
01-02	Wally Szczerbiak	(87-191)	455
00-01	Anthony Peeler	(100-256)	391
99-00	Anthony Peeler	(85-255)	333
98-99	Dennis Scott	(29-68)	426
97-98	Anthony Peeler	(48-106)	453
96-97	James Robinson	(102-267)	382
95-96	Isaiah Rider	(102-275)	371
94-95	Isaiah Rider	(139-396)	351
93-94	Chuck Person	(100-272)	368
92-93	Chuck Person	(118-332)	355
91-92	no qualifiers		
90-91	no qualifiers		
89-90	no qualifiers		

OFFENSIVE REBOUNDS

21-22	Jarred Vanderbilt	215
20-21	Karl-Anthony Towns	133
19-20	Karl-Anthony Towns	95
18-19	Karl-Anthony Towns	263
17-18	Karl-Anthony Towns	238
16-17	Karl-Anthony Towns	296
15-16	Karl-Anthony Towns	229
14-15	Gorgui Dieng	223
13-14	Kevin Love	224
12-13	Nikola Pekovic	230
11-12	Kevin Love	226
10-11	Kevin Love	330
09-10	Kevin Love	227
08-09	Kevin Love	274
07-08	Al Jefferson	308
06-07	Kevin Garnett	183
05-06	Kevin Garnett	214
04-05	Kevin Garnett	247
03-04	Kevin Garnett	245
02-03	Kevin Garnett	244
01-02	Kevin Garnett	243
00-01	Kevin Garnett	219
99-00	Kevin Garnett	223
98-99	Kevin Garnett	166
97-98	Kevin Garnett	222
96-97	Kevin Garnett	190
95-96	Tom Gugliotta	176
94-95	Sean Rooks	165
93-94	Christian Laettner	160
92-93	Christian Laettner	171
91-92	Felton Spencer	167
90-91	Felton Spencer	272
89-90	Tyrone Corbin	219

DEFENSIVE REBOUNDS

21-22	Karl-Anthony Towns	533
20-21	Karl-Anthony Towns	396
19-20	Karl-Anthony Towns	283
18-19	Karl-Anthony Towns	691
17-18	Karl-Anthony Towns	774
16-17	Karl-Anthony Towns	711
15-16	Karl-Anthony Towns	629
14-15	Gorgui Dieng	386
13-14	Kevin Love	739
12-13	Derrick Williams	334
11-12	Kevin Love	508
10-11	Kevin Love	782
09-10	Al Jefferson	523
08-09	Kevin Love	460
07-08	Al Jefferson	603
06-07	Kevin Garnett	792
05-06	Kevin Garnett	752
04-05	Kevin Garnett	861
03-04	Kevin Garnett	894
02-03	Kevin Garnett	858
01-02	Kevin Garnett	738
00-01	Kevin Garnett	702
99-00	Kevin Garnett	733
98-99	Kevin Garnett	323
97-98	Kevin Garnett	564
96-97	Tom Gugliotta	515
95-96	Tom Gugliotta	514
94-95	Christian Laettner	449
93-94	Christian Laettner	442
92-93	Christian Laettner	537
91-92	Sam Mitchell	315
90-91	Tyrone Corbin	404
89-90	Tyrone Corbin	385

TOTAL REBOUNDS

21-22	Karl-Anthony Towns	727
20-21	Karl-Anthony Towns	529
19-20	Karl-Anthony Towns	378
18-19	Karl-Anthony Towns	954
17-18	Karl-Anthony Towns	1,012
16-17	Karl-Anthony Towns	1,007
15-16	Karl-Anthony Towns	858
14-15	Gorgui Dieng	609
13-14	Kevin Love	963
12-13	Nikola Pekovic	545
11-12	Kevin Love	734
10-11	Kevin Love	1,112
09-10	Al Jefferson	703
08-09	Kevin Love	734
07-08	Al Jefferson	911
06-07	Kevin Garnett	975
05-06	Kevin Garnett	966
04-05	Kevin Garnett	1,108
03-04	Kevin Garnett	1,139
02-03	Kevin Garnett	1,102
01-02	Kevin Garnett	981
00-01	Kevin Garnett	921
99-00	Kevin Garnett	956
98-99	Kevin Garnett	489
97-98	Kevin Garnett	786
96-97	Tom Gugliotta	702
95-96	Tom Gugliotta	690
94-95	Christian Laettner	613
93-94	Christian Laettner	602
92-93	Christian Laettner	708
91-92	Sam Mitchell	473
90-91	Felton Spencer	641
89-90	Tyrone Corbin	604

ASSISTS

21-22	D'Angelo Russell	460
20-21	Ricky Rubio	433
19-20	Jeff Teague	208
18-19	Jeff Teague	343
17-18	Jeff Teague	492
16-17	Ricky Rubio	682
15-16	Ricky Rubio	658
14-15	Zach LaVine	276
13-14	Ricky Rubio	703
12-13	Ricky Rubio	418
11-12	Ricky Rubio	336
10-11	Luke Ridnour	384
09-10	Jonny Flynn	356
08-09	Sebastian Telfair	343
07-08	Sebastian Telfair	355
06-07	Ricky Davis	385
05-06	Kevin Garnett	308
04-05	Kevin Garnett	466
03-04	Sam Cassell	592
02-03	Kevin Garnett	495
01-02	Chauncey Billups	450
00-01	Terrell Brandon	583
99-00	Terrell Brandon	629
98-99	Terrell Brandon	205
97-98	Stephon Marbury	704
96-97	Stephon Marbury	522
95-96	Terry Porter	452
94-95	Winston Garland	318
93-94	Micheal Williams	512
92-93	Micheal Williams	661
91-92	Pooh Richardson	685
90-91	Pooh Richardson	734
89-90	Pooh Richardson	554

STEALS

21-22	Anthony Edwards	105
20-21	Ricky Rubio	98
19-20	Robert Covington	80
18-19	Josh Okogie	88
17-18	Jimmy Butler	116
16-17	Ricky Rubio	128
15-16	Ricky Rubio	162
14-15	Andrew Wiggins, Thaddeus Young	86
13-14	Ricky Rubio	190
12-13	Ricky Rubio	137
11-12	Ricky Rubio	91
10-11	Corey Brewer, Luke Ridnour	89
09-10	Corey Brewer	117
08-09	Sebastian Telfair	73
07-08	Marko Jaric	97
06-07	Kevin Garnett	89
05-06	Marko Jaric	108
04-05	Kevin Garnett	121
03-04	Kevin Garnett	120
02-03	Kevin Garnett	113
01-02	Kevin Garnett	96
00-01	Terrell Brandon	161
99-00	Terrell Brandon	134
98-99	Kevin Garnett	78
97-98	Kevin Garnett	139
96-97	Tom Gugliotta	130
95-96	Tom Gugliotta	139
94-95	Christian Laettner	101
93-94	Micheal Williams	118
92-93	Micheal Williams	165
91-92	Pooh Richardson	119
90-91	Tyrone Corbin	162
89-90	Tyrone Corbin	175



YEAR-BY-YEAR LEADERS

BLOCKED SHOTS

21-22	Karl-Anthony Towns	83
20-21	Naz Reid	76
19-20	Robert Covington	45
18-19	Karl-Anthony Towns	125
17-18	Karl-Anthony Towns	115
16-17	Karl-Anthony Towns	103
15-16	Karl-Anthony Towns	138
14-15	Gorgui Dieng	126
13-14	Dante Cunningham	57
12-13	Greg Stiemsma	90
11-12	Wes Johnson	48
10-11	Darko Milicic	140
09-10	Al Jefferson	98
08-09	Al Jefferson	83
07-08	Al Jefferson	119
06-07	Kevin Garnett	126
05-06	Eddie Griffin	148
04-05	Eddie Griffin	118
03-04	Kevin Garnett	178
02-03	Kevin Garnett	129
01-02	Kevin Garnett	126
00-01	Kevin Garnett	145
99-00	Kevin Garnett	126
98-99	Kevin Garnett	83
97-98	Kevin Garnett	150
96-97	Kevin Garnett	163
95-96	Kevin Garnett	131
94-95	Christian Laettner	87
93-94	Christian Laettner	86
92-93	Christian Laettner	83
91-92	Thurl Bailey	102
90-91	Felton Spencer	121
89-90	Randy Breuer	75

PERSONAL FOULS

21-22	Karl-Anthony Towns	267
20-21	Karl-Anthony Towns	186
19-20	Robert Covington	148
18-19	Karl-Anthony Towns	292
17-18	Karl-Anthony Towns	285
16-17	Gorgui Dieng	254
15-16	Karl-Anthony Towns	245
14-15	Andrew Wiggins	190
13-14	Ricky Rubio	218
12-13	Luke Ridnour	187
11-12	Kevin Love	152
10-11	Darko Milicic	229
09-10	Corey Brewer	224
08-09	Kevin Love	205
07-08	Rashad McCants	234
06-07	Mark Blount	239
05-06	Kevin Garnett	206
04-05	Kevin Garnett	207
03-04	Sam Cassell	247
02-03	Rasho Nesterovic	256
01-02	Rasho Nesterovic	262
00-01	LaPhonso Ellis	290
99-00	Joe Smith	302
98-99	Kevin Garnett	152
97-98	Cherokee Parks	237
96-97	Tom Gugliotta	237
95-96	Tom Gugliotta	265
94-95	Christian Laettner	302
93-94	Christian Laettner	264
92-93	Christian Laettner	290
91-92	Felton Spencer	241
90-91	Sam Mitchell	338
89-90	Sam Mitchell	301

DISQUALIFICATIONS

21-22	Jaden McDaniels	8
20-21	Karl-Anthony Towns	7
19-20	Six players	1
18-19	Karl-Anthony Towns	9
17-18	Taj Gibson	6
16-17	Dieng, Dunn, Wiggins	2
15-16	Seven players	1
14-15	Gorgui Dieng, Ricky Rubio	1
13-14	Kevin Martin, Ricky Rubio	2
12-13	Greg Stiemsma	3
11-12	Darko Milicic	2
10-11	Wes Johnson, Darko Milicic	4
09-10	Corey Brewer	4
08-09	Craig Smith	4
07-08	Rashad McCants	3
06-07	Blount, Garnett, Smith	2
05-06	Blount, Garnett, Hassell, Jaric	3
04-05	Michael Olowokandi	3
03-04	Michael Olowokandi	3
02-03	Rasho Nesterovic	9
01-02	Rasho Nesterovic	3
00-01	LaPhonso Ellis	7
99-00	Rasho Nesterovic	9
98-99	Kevin Garnett	5
97-98	Stanley Roberts	5
96-97	Tom Gugliotta, Doug West	3
95-96	Christian Laettner	4
94-95	Christian Laettner, Doug West	4
93-94	Christian Laettner	6
92-93	Felton Spencer	10
91-92	Felton Spencer	7
90-91	Felton Spencer	14
89-90	Tony Campbell, Sam Mitchell	7

TURNOVERS

21-22	Karl-Anthony Towns	226
20-21	Edwards, Towns	160
19-20	Karl-Anthony Towns	110
18-19	Karl-Anthony Towns	240
17-18	Jeff Teague	177
16-17	Karl-Anthony Towns	212
15-16	Ricky Rubio	193
14-15	Zach LaVine	193
13-14	Ricky Rubio	222
12-13	Ricky Rubio	172
11-12	Ricky Rubio	131
10-11	Michael Beasley	195
09-10	Jonny Flynn	233
08-09	Randy Foye	150
07-08	Rashad McCants	172
06-07	Ricky Davis	210
05-06	Kevin Garnett	180
04-05	Kevin Garnett	222
03-04	Sam Cassell	220
02-03	Kevin Garnett	229
01-02	Kevin Garnett	229
00-01	Kevin Garnett	230
99-00	Kevin Garnett	268
98-99	Kevin Garnett	135
97-98	Stephon Marbury	256
96-97	Tom Gugliotta	293
95-96	Tom Gugliotta	234
94-95	Isaiah Rider	232
93-94	Christian Laettner	259
92-93	Christian Laettner	275
91-92	Pooh Richardson	204
90-91	Tyrone Corbin	209
89-90	Tony Campbell	251

GAMES PLAYED

21-22	Malik Beasley	79
20-21	Anthony Edwards	72
19-20	Jarrett Culver	63
18-19	Karl-Anthony Towns	77
17-18	Gibson, Jones, Towns, Wiggins	82
16-17	Dieng, Towns, Wiggins	82
15-16	Dieng, LaVine, Muhammad, Towns	82
14-15	Andrew Wiggins	82
13-14	Ricky Rubio	82
12-13	Luke Ridnour	82
11-12	Derrick Williams	66
10-11	Wes Johnson	79
09-10	Corey Brewer, Ramon Sessions	82
08-09	Ryan Gomes	82
07-08	Ryan Gomes, Al Jefferson	82
06-07	Blount, Foye, James, Smith	82
05-06	Rashad McCants	79
04-05	Kevin Garnett, Trenton Hassell	82
03-04	Kevin Garnett, Latrel Sprewell	82
02-03	Garnett, Gill, Peeler	82
01-02	Billups, Nesterovic, Peeler, Szczerbiak	82
00-01	Ellis, Mitchell, Szczerbiak	82
99-00	Nesterovic, Peeler, Sealy	82
98-99	Bobby Jackson, Sam Mitchell	50
97-98	Garnett, Marbury, Porter	82
96-97	Sam Mitchell, Terry Porter	82
95-96	Terry Porter	82
94-95	Christian Laettner	81
93-94	Mike Brown	82
92-93	Christian Laettner	81
91-92	Brooks, Mitchell, Richardson	82
90-91	Corbin, Mitchell, Richardson	82
89-90	Campbell, Corbin, Richardson	82

MINUTES PLAYED

21-22	Karl-Anthony Towns	2,476
20-21	Anthony Edwards	2,314
19-20	Josh Okogie	1,547
18-19	Karl-Anthony Towns	2,545
17-18	Andrew Wiggins	2,979
16-17	Andrew Wiggins	3,048
15-16	Andrew Wiggins	2,845
14-15	Andrew Wiggins	2,969
13-14	Kevin Love	2,797
12-13	Luke Ridnour	2,474
11-12	Kevin Love	2,145
10-11	Kevin Love	2,611
09-10	Corey Brewer	2,482
08-09	Ryan Gomes	2,614
07-08	Al Jefferson	2,919
06-07	Ricky Davis	3,021
05-06	Kevin Garnett	2,957
04-05	Kevin Garnett	3,121
03-04	Kevin Garnett	3,231
02-03	Kevin Garnett	3,321
01-02	Kevin Garnett	3,175
00-01	Kevin Garnett	3,202
99-00	Kevin Garnett	3,243
98-99	Kevin Garnett	1,780
97-98	Kevin Garnett	3,222
96-97	Tom Gugliotta	3,131
95-96	Tom Gugliotta	2,835
94-95	Christian Laettner	2,770
93-94	Christian Laettner	2,428
92-93	Doug West	3,104
91-92	Pooh Richardson	2,922
90-91	Tyrone Corbin	3,196
89-90	Tony Campbell	3,164



INDIVIDUAL SEASON HIGHS

TOTAL POINTS

Karl-Anthony Towns.....	2,061	16-17
Kevin Love.....	2,010	13-14
Kevin Garnett.....	1,987	03-04
Andrew Wiggins.....	1,933	16-17
Tony Campbell.....	1,903	89-90

SCORING AVERAGE

Kevin Love.....	26.1	13-14
Kevin Love.....	26.0	11-12
Karl-Anthony Towns.....	25.1	16-17
Karl-Anthony Towns.....	24.6	21-22
Karl-Anthony Towns.....	24.4	18-19

FIELD GOALS MADE

Kevin Garnett.....	804	03-04
Karl-Anthony Towns.....	802	16-17
Kevin Garnett.....	759	99-00
Kevin Garnett.....	743	02-03
Tony Campbell.....	723	89-90

FIELD GOALS ATTEMPTED

Kevin Garnett.....	1,611	03-04
Tony Campbell.....	1,581	89-90
Andrew Wiggins.....	1,570	16-17
Kevin Garnett.....	1,526	99-00
Tony Campbell.....	1,502	90-91

FIELD-GOAL PCT. (MIN. 300 FGM)

Taj Gibson.....	577	17-18
Taj Gibson.....	566	18-19
Nikola Pekovic.....	564	11-12
Karl-Anthony Towns.....	545	17-18
Karl-Anthony Towns.....	542	15-16

FREE THROWS MADE

Kevin Love.....	520	13-14
Tom Gugliotta.....	464	96-97
Christian Laettner.....	462	92-93
Tony Campbell.....	448	89-90
Kevin Garnett.....	445	04-05

FREE THROWS ATTEMPTED

Kevin Love.....	633	13-14
Tony Campbell.....	569	89-90
Tom Gugliotta.....	566	96-97
Andrew Wiggins.....	565	15-16
Christian Laettner.....	553	92-93

FREE-THROW PCT. (MIN. 125 FTM)

Micheal Williams.....	907	92-93
Troy Hudson.....	900	02-03
Terrell Brandon.....	899	99-00
Wally Szczerbiak.....	896	05-06
Ricky Rubio.....	891	16-17

THREE-POINT FG MADE

Malik Beasley.....	240	21-22
Anthony Edwards.....	215	21-22
Kevin Love.....	190	13-14
D'Angelo Russell.....	176	21-22
Anthony Edwards.....	171	20-21

THREE-POINT FG ATTEMPTED

Malik Beasley.....	637	21-22
Anthony Edwards.....	602	21-22
Anthony Edwards.....	520	20-21
D'Angelo Russell.....	518	21-22
Kevin Love.....	505	13-14

THREE-POINT FG PCT. (MIN. 55 3FGM)

Fred Hoiberg.....	483	04-05
Wally Szczerbiak.....	455	01-02
Anthony Peeler.....	453	97-98
Fred Hoiberg.....	442	03-04
Luke Ridnour.....	440	10-11

OFFENSIVE REBOUNDS

Kevin Love.....	330	10-11
Al Jefferson.....	308	07-08
Karl-Anthony Towns.....	296	16-17
Kevin Love.....	274	08-09
Felton Spencer.....	272	90-91

DEFENSIVE REBOUNDS

Kevin Garnett.....	894	03-04
Kevin Garnett.....	861	04-05
Kevin Garnett.....	858	02-03
Kevin Garnett.....	792	06-07
Kevin Love.....	782	10-11

TOTAL REBOUNDS

Kevin Garnett.....	1,139	03-04
Kevin Love.....	1,112	10-11
Kevin Garnett.....	1,108	04-05
Kevin Garnett.....	1,102	02-03
Karl-Anthony Towns.....	1,012	17-18

REBOUNDING AVERAGE

Kevin Love.....	15.2	10-11
Kevin Garnett.....	13.9	03-04
Kevin Garnett.....	13.5	04-05
Kevin Garnett.....	13.4	02-03
Kevin Love.....	13.3	11-12

ASSISTS

Pooh Richardson.....	734	90-91
Stephon Marbury.....	704	97-98
Ricky Rubio.....	703	13-14
Pooh Richardson.....	685	91-92
Ricky Rubio.....	682	16-17

STEALS

Ricky Rubio.....	190	13-14
Tyrone Corbin.....	175	89-90
Micheal Williams.....	165	92-93
Ricky Rubio.....	162	15-16
Tyrone Corbin.....	162	90-91

BLOCKED SHOTS

Kevin Garnett.....	178	03-04
Kevin Garnett.....	163	96-97
Kevin Garnett.....	150	97-98
Eddie Griffin.....	148	05-06
Kevin Garnett.....	145	00-01

PERSONAL FOULS

Sam Mitchell.....	338	90-91
Felton Spencer.....	337	90-91
Joe Smith.....	302	99-00
Christian Laettner.....	302	94-95
Sam Mitchell.....	301	89-90

DISQUALIFICATIONS

Felton Spencer.....	14	90-91
Sam Mitchell.....	13	90-91
Felton Spencer.....	10	92-93
Karl-Anthony Towns.....	9	18-19
Rasho Nesterovic.....	9	02-03
Rasho Nesterovic.....	9	99-00

TURNOVERS

Tom Gugliotta.....	293	96-97
Christian Laettner.....	275	92-93
Kevin Garnett.....	268	99-00
Christian Laettner.....	259	93-94
Stephon Marbury.....	256	97-98

MINUTES PLAYED

Kevin Garnett.....	3,321	02-03
Kevin Garnett.....	3,243	99-00
Kevin Garnett.....	3,231	03-04
Kevin Garnett.....	3,222	97-98
Kevin Garnett.....	3,202	00-01



CAREER LEADERS

TOTAL POINTS

Kevin Garnett.....	19,201
Karl-Anthony Towns.....	11,170
Andrew Wiggins.....	8,710
Sam Mitchell.....	7,161
Kevin Love.....	6,989

SCORING AVERAGE (MIN. 100 GAMES)

Karl-Anthony Towns.....	23.2
Tony Campbell.....	20.6
Anthony Edwards.....	20.3
Al Jefferson.....	20.1
Kevin Garnett.....	19.8

FIELD GOALS MADE

Kevin Garnett.....	7,647
Karl-Anthony Towns.....	4,130
Andrew Wiggins.....	3,218
Sam Mitchell.....	2,664
Wally Szczerbiak.....	2,634

FIELD GOALS ATTEMPTED

Kevin Garnett.....	15,560
Karl-Anthony Towns.....	7,830
Andrew Wiggins.....	7,300
Sam Mitchell.....	6,004
Wally Szczerbiak.....	5,263

FIELD-GOAL PCT. (MIN. 500 FGA)

Jarred Vanderbilt.....	.594
Taj Gibson.....	.572
Craig Smith.....	.553
Karl-Anthony Towns.....	.527
Nikola Pekovic.....	.518

FREE THROWS MADE

Kevin Garnett.....	3,743
Karl-Anthony Towns.....	2,131
Kevin Love.....	1,913
Sam Mitchell.....	1,773
Andrew Wiggins.....	1,754

FREE THROWS ATTEMPTED

Kevin Garnett.....	4,806
Karl-Anthony Towns.....	2,559
Andrew Wiggins.....	2,390
Kevin Love.....	2,346
Sam Mitchell.....	2,250

FREE-THROW PCT. (MIN. 250 FTA)

Terrell Brandon.....	.895
Kevin Martin.....	.886
Micheal Williams.....	.877
Luke Ridnour.....	.871
Sam Cassell.....	.870

THREE-POINT FG MADE

Karl-Anthony Towns.....	779
Andrew Wiggins.....	520
Anthony Peeler.....	465
Kevin Love.....	440
Malik Beasley.....	417

THREE-POINT FG ATTEMPTED

Karl-Anthony Towns.....	1,961
Andrew Wiggins.....	1,566
Anthony Peeler.....	1,226
Kevin Love.....	1,215
Anthony Edwards.....	1,122

THREE-POINT FG PCT. (MIN. 100 3FGA)

Fred Hoiberg.....	.461
Wally Szczerbiak.....	.404
Karl-Anthony Towns.....	.397
Malik Beasley.....	.389
Chauncey Billups.....	.387

OFFENSIVE REBOUNDS

Kevin Garnett.....	2,588
Karl-Anthony Towns.....	1,448
Kevin Love.....	1,345
Sam Mitchell.....	992
Gorgui Dieng.....	931

DEFENSIVE REBOUNDS

Kevin Garnett.....	8,130
Karl-Anthony Towns.....	4,017
Kevin Love.....	3,108
Gorgui Dieng.....	2,137
Sam Mitchell.....	2,038

TOTAL REBOUNDS

Kevin Garnett.....	10,718
Karl-Anthony Towns.....	5,465
Kevin Love.....	4,453
Gorgui Dieng.....	3,068
Sam Mitchell.....	3,030

REBOUNDING AVERAGE (MIN. 100 GAMES)

Kevin Love.....	12.2
Karl-Anthony Towns.....	11.3
Kevin Garnett.....	11.0
Al Jefferson.....	10.4
Tom Gugliotta.....	8.5

ASSISTS

Kevin Garnett.....	4,216
Ricky Rubio.....	3,424
Pooh Richardson.....	1,973
Terrell Brandon.....	1,681
Karl-Anthony Towns.....	1,486

ASSIST AVERAGE (MIN. 100 GAMES)

Stephon Marbury.....	8.3
Terrell Brandon.....	8.3
Ricky Rubio.....	8.1
Pooh Richardson.....	8.0
Jeff Teague.....	7.1

STEALS

Kevin Garnett.....	1,315
Ricky Rubio.....	845
Corey Brewer.....	502
Sam Mitchell.....	449
Andrew Wiggins.....	436

BLOCKED SHOTS

Kevin Garnett.....	1,590
Karl-Anthony Towns.....	663
Gorgui Dieng.....	489
Rasho Nesterovic.....	373
Al Jefferson.....	300

PERSONAL FOULS

Kevin Garnett.....	2,437
Sam Mitchell.....	1,944
Doug West.....	1,723
Karl-Anthony Towns.....	1,633
Gorgui Dieng.....	1,139

DISQUALIFICATIONS

Felton Spencer.....	31
Sam Mitchell.....	28
Karl-Anthony Towns.....	25
Rasho Nesterovic.....	24
Christian Laettner.....	18

TURNOVERS

Kevin Garnett.....	2,404
Karl-Anthony Towns.....	1,290
Ricky Rubio.....	1,087
Andrew Wiggins.....	929
Christian Laettner.....	871

GAMES PLAYED

Kevin Garnett.....	970
Sam Mitchell.....	757
Doug West.....	609
Gorgui Dieng.....	498
Karl-Anthony Towns.....	482

GAMES STARTED

Kevin Garnett.....	933
Andrew Wiggins.....	442
Karl-Anthony Towns.....	408
Ricky Rubio.....	384
Doug West.....	371

MINUTES PLAYED

Kevin Garnett.....	36,190
Sam Mitchell.....	18,394
Karl-Anthony Towns.....	16,470
Andrew Wiggins.....	15,839
Doug West.....	15,602



ALL-TIME VS. NBA

1989-2007

	1989-90	1990-91	1991-92	1992-93	1993-94	1994-95	1995-96	1996-97	1997-98	1998-99	1999-00	2000-01	2001-02	2002-03	2003-04	2004-05	2005-06	2006-07	
Atlanta	1-1	1-1	0-2	0-2	0-2	0-2	1-1	0-2	2-0			1-1	2-0	2-0	2-0	1-1	1-1	1-1	0-2
Boston	1-1	0-2	2-0	0-2	1-1	0-2	0-2	2-0	1-1	1-0	2-0	1-1	1-1	0-2	1-1	1-1	1-1	1-1	1-1
Brooklyn ⁴	1-1	1-1	0-2	1-1	1-1	1-1	1-1	2-0	2-0			1-1	1-1	1-1	0-2	1-1	2-0	1-1	1-1
Charlotte	2-2	1-1	1-1	0-2	0-2	1-1	1-1	0-2	1-1			0-2	1-1	2-0			1-1	1-1	1-1
Chicago	0-2	0-2	0-2	0-2	0-2	0-2	0-2	0-2	1-1			2-0	2-0	2-0	2-0	2-0	0-2	1-1	2-0
Cleveland	1-1	1-1	0-2	0-2	0-2	1-1	0-2	0-2	0-2			2-0	2-0	0-2	2-0	2-0	1-1	1-1	0-2
Dallas	1-4	4-1	2-3	4-1	1-5	1-4	4-0	3-1	2-2	2-1	2-2	1-3	2-2	2-2	2-2	2-2	1-2	0-4	
Denver	0-5	2-3	3-2	2-3	1-4	0-6	0-4	4-0	3-1	3-0	2-2	2-2	2-2	4-0	3-1	2-2	1-3	2-2	
Detroit	0-2	0-2	1-1	1-1	0-2	1-1	1-1	0-2	2-0	1-0	2-0	2-0	1-1	1-1	2-0	1-1	0-2	1-1	
Golden State	1-3	1-3	0-4	1-3	2-2	3-1	1-3	3-1	4-0	2-2	3-1	2-2	3-1	3-1	2-2	2-1	2-2	1-2	
Houston	2-2	0-5	2-3	2-4	1-4	2-3	2-2	0-4	3-1	1-2	4-0	2-2	2-2	2-2	2-2	2-1	2-2	2-2	
Indiana	1-1	1-1	0-2	1-1	0-2	0-2	1-1	0-2	0-2			1-1	1-1	1-1	0-2	1-1	0-2	1-1	2-0
L.A. Clippers	1-3	1-3	0-4	0-4	3-1	3-1	1-3	3-1	4-0	2-2	3-1	2-2	2-2	3-1	4-0	3-1	1-3	2-1	
L.A. Lakers	0-4	1-3	1-3	1-3	1-3	1-3	1-3	1-3	0-4	1-2	0-4	1-3	2-2	2-2	3-1	1-2	3-1	1-3	
Memphis ¹							2-2	4-0	4-0	3-1	4-0	3-1	4-0	4-0	3-1	1-3	1-3	1-2	
Miami	1-1	2-0	0-2	0-2	0-2	1-1	1-1	1-1	1-1	1-0	0-2	1-1	2-0	1-1	2-0	1-1	1-1	0-2	
Milwaukee	0-2	1-1	0-2	1-1	2-0	1-1	1-1	2-0	1-1	0-1	2-0	2-0	2-0	2-0	2-0	1-1	1-1	0-2	
New Orleans ²														1-1	2-0	4-0	1-2	1-3	
New York	1-1	1-1	0-2	0-2	0-2	0-2	0-2	1-1	1-1	0-1	1-1	0-2	2-0	2-0	1-1	1-1	2-0	2-0	
Oklahoma City ³	1-3	2-2	0-4	0-4	0-4	0-4	0-4	0-4	1-3	2-1	2-2	3-1	2-2	2-2	3-1	1-3	2-2	1-3	
Orlando	1-1	2-2	0-2	0-2	1-1	1-1	0-2	1-1	0-2			1-1	1-1	1-1	1-1	2-0	1-1	1-1	
Philadelphia	1-1	2-0	0-2	0-2	2-0	1-1	1-1	1-1	2-0			1-1	1-1	1-1	1-1	2-0	0-2	2-0	
Phoenix	0-4	0-4	0-4	0-4	0-4	0-4	1-3	3-1	3-1	1-2	1-3	3-1	2-2	3-1	4-0	1-3	1-2	1-3	
Portland	1-3	0-4	0-4	1-3	0-4	0-4	0-4	2-2	1-3	0-3	2-2	3-1	2-2	3-1	1-3	4-0	2-2	2-2	
Sacramento	2-2	3-1	1-3	1-3	2-2	1-3	3-1	0-4	3-1	3-1	3-1	2-2	1-3	2-2	3-1	3-1	2-1	2-2	
San Antonio	1-4	0-4	0-6	1-4	1-4	0-5	1-3	4-0	1-3	2-2	3-1	1-3	2-2	2-2	2-2	1-2	0-4	1-2	
Toronto							1-1	1-1	1-1	0-1	2-0	2-0	1-1	1-1	2-0	0-2	0-2	0-2	
Utah	0-5	1-4	2-3	1-4	1-4	1-4	1-3	1-3	1-3	0-3	3-1	2-2	3-1	1-3	2-2	3-1	1-3	1-3	
Washington	1-1	1-1	0-2	1-1	0-2	1-1	0-2	1-1	0-2			0-2	1-1	2-0	2-0	2-0	1-1	1-1	1-1
EASTERN	10-16	12-14	4-24	5-23	7-21	9-19	9-21	12-18	15-15	3-3	18-12	20-10	21-9	18-12	24-6	14-16	13-17	14-16	
WESTERN	12-44	17-39	11-43	14-40	13-41	12-42	17-35	28-24	30-22	22-22	32-20	27-25	29-23	33-19	34-18	30-22	20-32	18-34	
OVERALL	22-60	29-53	15-67	19-63	20-62	21-61	26-56	40-42	45-37	25-25	50-32	47-35	50-32	51-31	58-24	44-38	33-49	32-50	

¹ Franchise based in Vancouver from 1995-96 through 2000-01.

² Franchise based in Oklahoma City from 2005-06 through 2006-07.

³ Franchise based in Seattle from 1967-68 through 2007-08.

⁴ Franchise based in New Jersey from 1976-77 through 2011-12.



ALL-TIME VS. NBA

2007-2022

																	OVERALL		
	2007-08	2008-09	2009-10	2010-11	2011-12	2012-13	2013-14	2014-15	2015-16	2016-17	2017-18	2018-19	2019-20	2020-21	2021-22	HOME	ROAD	TOTAL	
Atlanta	0-2	0-2	0-2	0-2	0-1	1-1	1-1	0-2	2-0	2-0	1-1	0-2	1-1	0-2	0-2	15-16	8-24	23-40	
Boston	0-2	0-2	0-2	0-2	0-1	1-1	1-1	1-1	1-1	0-2	0-2	0-2	0-1	0-2	1-1	13-19	8-23	21-42	
Brooklyn ⁴	1-1	1-1	2-0	1-1	1-0	1-1	1-1	1-1	2-0	1-1	1-1	2-0	2-0	0-2	1-1	24-7	12-20	36-27	
Charlotte	0-2	1-1	0-2	0-2	2-0	0-2	1-1	0-2	0-2	1-1	1-1	1-1	1-1	0-2	1-1	16-15	6-25	22-40	
Chicago	1-1	2-0	0-2	0-2	0-1	0-2	1-1	0-2	2-0	2-0	1-1	2-0	1-1	1-1	0-2	16-16	11-20	27-36	
Cleveland	0-2	0-2	0-2	2-0	0-1	2-0	1-1	0-2	0-2	0-2	1-1	2-0	1-1	1-1	1-1	13-19	11-20	24-39	
Dallas	0-3	0-4	1-3	0-3	2-1	2-2	3-1	0-3	0-4	2-1	4-0	1-2	0-3	1-2	2-2	29-35	25-40	54-75	
Denver	0-4	0-4	1-3	0-4	1-3	2-2	2-2	1-3	1-3	2-2	3-1	0-4	0-4	0-3	3-1	29-40	23-45	52-85	
Detroit	0-2	1-1	0-2	2-0	2-0	2-0	2-0	2-0	0-2	0-2	0-2	0-2	1-0	2-0	2-0	18-14	15-17	33-31	
Golden State	1-3	2-2	0-3	1-3	1-2	0-4	1-2	0-4	1-2	1-3	1-2	1-3	2-1	1-2	2-2	32-30	19-42	51-72	
Houston	0-3	0-4	0-3	1-3	3-1	1-2	1-3	0-4	0-3	1-3	0-4	2-1	0-4	2-1	3-0	29-37	18-45	47-82	
Indiana	1-1	1-1	1-1	1-1	0-2	1-1	1-1	1-1	0-2	1-1	1-1	1-1	0-2	0-2	2-0	15-17	8-24	23-41	
L.A. Clippers	3-1	2-1	1-3	1-3	3-1	0-4	0-4	0-3	1-3	2-1	4-0	1-2	1-2	0-3	1-3	34-29	24-38	58-67	
L.A. Lakers	0-3	0-4	0-3	0-4	0-4	0-3	3-1	1-3	2-1	2-2	4-0	3-1	0-1	0-3	3-1	26-34	13-49	39-83	
Memphis ¹	2-2	3-0	1-3	0-4	0-4	0-3	2-2	1-2	2-2	1-3	1-2	2-2	0-3	0-3	2-2	30-21	21-29	51-50	
Miami	1-1	1-1	1-1	0-2	0-1	0-2	1-1	1-1	1-1	0-2	1-1	2-0	2-0	1-1	2-0	17-16	13-18	30-34	
Milwaukee	1-1	2-0	0-2	1-1	0-1	2-0	2-0	0-2	0-2	1-1	1-1	0-2	0-2	0-2	2-0	20-12	13-19	33-31	
New Orleans ²	1-3	1-2	0-4	2-1	1-2	3-1	2-1	0-4	2-2	0-3	4-0	2-2	1-2	2-1	2-2	18-17	14-19	32-36	
New York	1-1	1-1	1-1	1-1	0-1	0-2	1-1	2-0	0-2	0-2	2-0	2-0	0-0	1-1	1-1	16-15	12-19	28-34	
Oklahoma City ³	1-3	2-2	0-4	0-4	0-3	2-2	1-3	0-4	1-3	1-3	3-1	3-1	0-3	1-2	4-0	25-39	16-48	41-87	
Orlando	1-1	0-2	0-2	0-2	0-1	1-1	1-1	0-2	0-2	2-0	1-1	1-1	0-2	1-1	0-2	15-17	8-25	23-42	
Philadelphia	1-1	1-1	1-1	0-2	1-0	2-0	2-0	0-2	1-1	1-1	0-2	0-2	0-1	0-2	1-1	18-13	12-19	30-32	
Phoenix	2-2	1-2	0-4	0-3	1-2	3-1	1-2	1-3	2-2	3-0	2-2	2-1	0-2	1-2	0-3	24-34	19-43	43-77	
Portland	0-4	0-4	0-4	0-4	2-1	0-4	1-3	2-2	1-3	1-3	2-2	1-3	1-1	1-2	4-0	26-37	14-50	40-87	
Sacramento	2-1	1-3	2-2	1-2	2-2	2-1	2-2	0-3	4-0	1-3	3-0	2-2	1-2	2-1	2-1	39-22	25-37	64-59	
San Antonio	0-4	0-4	0-3	0-4	2-1	2-2	1-2	0-4	0-3	0-4	1-2	1-3	2-0	1-2	3-0	25-39	11-52	36-91	
Toronto	0-2	0-2	0-2	1-1	0-1	0-2	0-2	0-2	1-1	1-1	1-1	0-2	0-2	1-1	0-2	12-13	4-23	16-36	
Utah	2-2	1-3	2-2	1-3	1-2	0-4	3-1	1-3	1-3	1-3	2-2	1-3	1-2	3-0	1-3	27-40	19-48	46-88	
Washington	0-2	0-2	1-1	1-1	1-0	1-1	1-1	1-1	1-1	1-1	1-1	1-1	1-1	0-2	0-2	16-15	10-22	26-37	
EASTERN	8-22	11-19	7-23	10-20	7-11	14-16	17-13	9-21	11-19	13-17	13-17	14-16	10-15	8-22	14-16	243-223	151-316	394-539	
WESTERN	14-38	13-39	8-44	7-45	19-29	17-35	23-29	7-45	18-34	18-34	34-18	22-30	9-30	15-27	32-20	394-455	261-587	655-1042	
OVERALL	22-60	24-58	15-67	17-65	26-40	31-51	40-42	16-66	29-53	31-51	47-35	36-46	19-45	23-49	46-36	637-678	412-903	1049-1581	

¹ Franchise based in Vancouver from 1995-96 through 2000-01.

² Franchise based in Oklahoma City from 2005-06 through 2006-07.

³ Franchise based in Seattle from 1967-68 through 2007-08.

⁴ Franchise based in New Jersey from 1976-77 through 2011-12.



ALL-TIME TOP GAMES BY WOLVES

40-OR-MORE POINTS

60	Karl-Anthony Towns, @ San Antonio	3/14/22
56	Karl-Anthony Towns, vs. Atlanta	3/28/18
52	Mo Williams, @ Indiana	1/13/15
51	Kevin Love, @ Oklahoma City (2OT)	3/23/12
51	Corey Brewer, vs. Houston	4/11/14
50	Derrick Rose, vs. Utah	10/31/18
49	Anthony Edwards, vs. San Antonio	4/7/22
48	Anthony Edwards, @ Golden State	11/10/21
47	Kevin Garnett, vs. Phoenix	1/4/05
47	Andrew Wiggins, vs. L.A. Lakers	11/13/16
47	Karl-Anthony Towns, vs. New York	11/30/16
45	Kevin Love, @ L.A. Clippers (OT)	12/22/13
44	Tony Campbell, vs. Boston	2/2/90
44	Wally Szczerbiak, vs. Chicago	4/13/03
44	Kevin Garnett, vs. Phoenix	1/29/07
43	Kevin Love, @ Denver	12/18/10
43	Kevin Love, @ Atlanta	2/1/14
43	Kevin Love, @ Sacramento	4/13/14
42	Isaiah Rider, @ Golden State	4/1/95
42	Ricky Davis, @ Golden State	4/15/07
42	Michael Beasley, @ Sacramento	11/10/10
42	Kevin Love, @ Portland	3/3/12
42	Kevin Love, @ San Antonio	12/13/13
42	Kevin Love, vs. Indiana	2/19/14
42	Karl-Anthony Towns, @ Indiana	2/28/19
42	Anthony Edwards, @ Phoenix	3/18/21
42	Anthony Edwards, vs. Memphis	5/5/21
41	Isaiah Rider, vs. Golden State	2/7/95
41	Karl-Anthony Towns, vs. Houston (OT)	12/17/16
41	Andrew Wiggins, @ Washington	1/6/17
41	Andrew Wiggins, vs. Cleveland	2/14/17
41	Andrew Wiggins, @ L.A. Lakers	4/9/17
41	Karl-Anthony Towns, vs. Oklahoma City	3/5/19
41	Karl-Anthony Towns, @ Phoenix	3/18/21
40	Randy Breuer, vs. Golden State	2/4/90
40	Stephon Marbury, vs. Houston	2/17/99
40	Kevin Garnett, @ Boston	3/22/00
40	Kevin Garnett, vs. Sacramento	2/7/01
40	Al Jefferson, vs. New Jersey	1/27/08
40	Al Jefferson, @ Charlotte	4/8/08
40	Kevin Love, @ Charlotte	3/28/12
40	Kevin Love, @ Golden State	4/14/14
40	Zach LaVine, vs. Sacramento	12/23/16
40	Andrew Wiggins, @ Denver	2/15/17
40	Karl-Anthony Towns, @ L.A. Lakers	4/9/17
40	Andrew Wiggins, @ L.A. Clippers	1/22/18
40	Andrew Wiggins, @ Oklahoma City	1/8/19
40	Karl-Anthony Towns, vs. Washington (OT)	3/9/19
40	Andrew Wiggins, vs. Golden State (OT)	11/8/19
40	Karl-Anthony Towns, @ Chicago	1/22/20
40	Karl-Anthony Towns, @ Houston	1/9/22
40	Anthony Edwards, @ Portland	1/25/22

21-OR-MORE REBOUNDS

31	Kevin Love, vs. New York	11/12/10
27	Karl-Anthony Towns, vs. New Orleans	1/12/19
26	Al Jefferson, @ Houston (3OT)	1/13/10
25	Kevin Garnett, @ Sacramento (OT)	12/5/03
25	Kevin Garnett, vs. Orlando	1/12/05
24	Kevin Garnett, vs. Sacramento	12/14/01
24	Kevin Garnett, vs. Milwaukee	11/7/02
24	Kevin Garnett, @ Sacramento (OT)	3/5/03
24	Kevin Garnett, vs. Sacramento	2/19/04
24	Kevin Love, @ L.A. Lakers	11/9/10
24	Kevin Love, @ Boston	1/3/11
24	Kevin Love, @ Sacramento	11/27/12
23	Kevin Garnett, @ Orlando	12/27/99
23	Kevin Love, vs. Golden State	2/27/11
23	Kevin Love, @ Philadelphia	3/4/11
23	Karl-Anthony Towns, @ Boston	1/5/18
23	Karl-Anthony Towns, vs. Chicago	11/24/18
23	Karl-Anthony Towns, @ Memphis	3/23/19
22	Kevin Garnett, vs. New Jersey	3/31/02
22	Kevin Garnett, vs. Memphis (OT)	11/19/02
22	Kevin Garnett, vs. Golden State	2/16/03
22	Kevin Garnett, @ Dallas	1/3/04
22	Kevin Garnett, vs. Memphis	4/4/04
22	Kevin Garnett, @ Charlotte	4/4/06
22	Kevin Garnett, @ Seattle	3/23/07
22	Al Jefferson, @ Houston	2/7/09
22	Kevin Love, vs. Phoenix	3/28/10
22	Kevin Love, vs. San Antonio (OT)	11/24/10
22	Kevin Love, vs. Golden State	11/27/10
22	Karl-Anthony Towns, @ Houston	2/25/17
21	Kevin Garnett, vs. L.A. Lakers	12/17/99
21	Kevin Garnett, @ New Jersey (OT)	12/19/01
21	Kevin Garnett, vs. Milwaukee	10/29/03
21	Kevin Garnett, vs. Miami	11/16/04
21	Kevin Garnett, @ Chicago	12/11/04
21	Kevin Garnett, vs. San Antonio	12/15/05
21	Kevin Garnett, vs. N.O./Ok.City	2/11/06
21	Kevin Garnett, vs. Golden State	3/5/06
21	Kevin Garnett, vs. Houston	3/7/06
21	Kevin Love, vs. Oklahoma City	12/8/10
21	Kevin Love, vs. Oklahoma City (OT)	1/26/11
21	Kevin Love, @ Washington	3/5/11
21	Kevin Love, vs. Indiana	3/9/11
21	Kevin Love, vs. New York	2/11/12
21	Kevin Love, vs. Denver	3/25/12
21	Gorgui Dieng, @ Houston	3/20/14
21	Karl-Anthony Towns, vs. Dallas	4/3/16
21	Karl-Anthony Towns, @ L.A. Lakers	4/9/17
21	Karl-Anthony Towns, @ Houston	4/12/17
21	Karl-Anthony Towns, vs. Brooklyn	11/12/18
21	Karl-Anthony Towns, vs. Sacramento	2/25/19
21	Karl-Anthony Towns, vs. Golden State	3/19/19

16-OR-MORE ASSISTS

19	Ricky Rubio, vs. Washington	3/13/17
18	Jeff Teague, vs. Charlotte	12/5/18
17	Sidney Lowe, @ Golden State	3/20/90
17	Pooh Richardson, @ Washington	3/13/92
17	Micheal Williams, vs. L.A. Clippers	12/10/93
17	Stephon Marbury, vs. Milwaukee	4/18/97
17	Chauncey Billups, vs. Dallas	3/28/02
17	Ricky Rubio, vs. Indiana	2/19/14
17	Ricky Rubio, vs. Chicago	11/1/14
17	Ricky Rubio, vs. Utah	12/30/15
17	Ricky Rubio, @ Phoenix	3/14/16
17	Ricky Rubio, vs. Houston	1/11/17
16	Pooh Richardson, @ New York	1/16/91
16	Pooh Richardson, vs. San Antonio	4/7/91
16	Micheal Williams, vs. L.A. Clippers	1/18/93
16	Micheal Williams, vs. Portland	4/16/93
16	Micheal Williams, vs. L.A. Lakers	11/27/93
16	Terry Porter, @ Orlando	12/20/95
16	Terry Porter, vs. L.A. Clippers	3/31/96
16	Stephon Marbury, vs. L.A. Clippers	12/20/97
16	Stephon Marbury, vs. Miami	4/7/98
16	Stephon Marbury, vs. Portland	2/28/99
16	Terrell Brandon, vs. Sacramento	4/3/99
16	Terrell Brandon, vs. Phoenix	4/28/99
16	Terrell Brandon, vs. Cleveland (OT)	3/21/00
16	Terrell Brandon, vs. Milwaukee	1/29/01
16	Terrell Brandon, vs. Golden State	2/23/01
16	Ricky Rubio, vs. Cleveland	11/13/13
16	Ricky Rubio, vs. New York	2/20/16
16	Ricky Rubio, vs. Cleveland	2/14/17
16	Ricky Rubio, vs. Portland	4/3/17
16	Kris Dunn, @ Houston	4/12/17



ALL-TIME TOP GAMES BY OPPONENTS

41-OR-MORE POINTS

55	Tony Parker, vs. San Antonio (2OT)	11/5/08
53	Shaquille O'Neal, @ Orlando	4/20/94
53	Jayson Tatum, @ Boston (OT)	4/9/21
52	D'Angelo Russell, vs. Golden State (OT)	11/8/19
50	David Robinson, vs. San Antonio	2/21/94
50	Cedric Ceballos, @ L.A. Lakers	12/20/94
50	Kobe Bryant, @ L.A. Lakers	3/18/07
50	Kyrie Irving, @ Brooklyn (OT)	10/23/19
50	Anthony Davis, @ L.A. Lakers	12/8/19
49	James Harden, vs. Houston	11/16/19
48	Kevin Martin, @ Sacramento	3/7/08
48	Kevin Durant, vs. Oklahoma City	1/4/14
47	Kevin Durant, vs. Oklahoma City (OT)	1/26/11
46	Hakeem Olajuwon, @ Houston	3/23/96
46	Stephen Curry, vs. Golden State	11/12/15
46	Paul George, vs. L.A. Clippers	12/13/19
45	Michael Jordan, vs. Chicago	11/8/89
45	Dominique Wilkins, @ Atlanta	3/19/93
45	Latrell Sprewell, vs. Golden State	10/31/97
45	LeBron James, vs. Cleveland	11/21/07
45	Carmelo Anthony, @ Denver	12/10/08
45	Russell Westbrook, @ Oklahoma City (2OT)	3/23/12
45	Anthony Davis, @ New Orleans	11/23/16
45	Lou Williams, vs. L.A. Clippers	2/11/19
45	Russell Westbrook, vs. Houston	1/24/20
44	Karl Malone, @ Utah	4/14/98
44	Gary Payton, vs. Seattle (OT)	3/4/01
44	Manu Ginobili, vs. San Antonio	2/21/08
44	Bradley Beal, vs. Washington	11/15/19
43	David Robinson, @ San Antonio	11/9/93
43	Allen Iverson, vs. Philadelphia	4/10/98
43	Allen Iverson, vs. Philadelphia	3/28/00
43	Aaron Brooks, @ Houston	1/13/10
43	Kevin Durant, vs. Oklahoma City	4/14/12
43	CJ McCollum, vs. Portland	1/11/17
43	Trae Young, vs. Atlanta	1/22/21
43	Devin Booker, vs. Phoenix	2/28/21
42	Hakeem Olajuwon, @ Houston	4/12/94
42	Paul Pierce, vs. Boston	1/15/01
42	Paul Pierce, @ Boston	12/20/02
42	Anthony Morrow, @ New Jersey	2/3/12
42	Anthony Davis, vs. New Orleans	2/10/17
42	James Harden, vs. Houston	2/13/19
42	Kawhi Leonard, vs. L.A. Clippers	12/13/19
42	Buddy Hield, vs. Sacramento (OT)	1/27/20
42	Joel Embiid, @ Philadelphia (2OT)	11/27/21
41	Todd Day, @ Boston	12/22/95
41	Clifford Robinson, @ Portland	1/7/96
41	Michael Jordan, @ Chicago	4/3/98
41	Allen Iverson, @ Philadelphia	12/18/02
41	Klay Thompson, @ Golden State	4/4/17
41	Terry Rozier, @ Charlotte	2/12/21

20-OR-MORE REBOUNDS

29	Dennis Rodman, @ San Antonio	11/9/93
29	Dikembe Mutombo, @ Atlanta	12/14/99
27	Dennis Rodman, vs. Detroit	1/23/92
25	Kenneth Faried, @ Denver	12/26/14
25	Domantas Sabonis, vs. Indiana	11/29/21
24	Dennis Rodman, vs. Detroit	11/28/92
24	Charles Barkley, vs. Phoenix (OT)	1/27/93
24	Dennis Rodman, @ Chicago	2/27/96
24	DeAndre Jordan, vs. L.A. Clippers	3/31/14
23	Larry Smith, @ Houston	1/24/91
23	Larry Smith, vs. Houston	2/24/91
23	Michael Cage, @ Seattle	12/6/91
23	Hakeem Olajuwon, @ Houston	1/28/92
23	Larry Johnson, @ Charlotte	3/10/92
23	Jayson Williams, @ New Jersey	1/29/97
23	Chris Kaman, @ L.A. Clippers	3/13/06
23	Jonas Valanciunas, vs. New Orleans	10/25/21
22	Dikembe Mutombo, vs. Denver	1/3/95
22	Lorenzen Wright, vs. L.A. Clippers	12/20/97
22	Marcus Camby, @ Denver	11/13/05
22	Dwight Howard, vs. Orlando	11/11/06
22	Andre Drummond, vs. Detroit	12/9/16
22	Hassan Whiteside, @ Portland	12/21/19
22	Andre Drummond, @ Indiana	1/31/21
21	Kevin Willis, @ Atlanta (OT)	12/28/91
21	Dikembe Mutombo, vs. Denver	2/3/92
21	Olden Polynice, @ Sacramento	2/18/97
21	Greg Ostertag, @ Utah	11/3/03
21	Chris Webber, @ Philadelphia (OT)	12/12/05
21	Marcus Camby, vs. Denver	11/2/07
21	Luis Scola, vs. Houston	3/6/10
21	DeAndre Jordan, vs. L.A. Clippers	12/6/17
20	Hakeem Olajuwon, vs. Houston	11/25/90
20	Sam Bowie, @ New Jersey (OT)	3/20/91
20	Otis Thorpe, @ Houston (OT)	2/17/92
20	Greg Anderson, @ Denver (OT)	3/31/92
20	Tyrone Hill, @ Golden State (OT)	12/19/92
20	Dennis Rodman, vs. San Antonio	2/21/94
20	Popeye Jones, vs. Dallas	2/1/95
20	Anthony Mason, vs. New York	3/13/96
20	Arydas Sabonis, @ Portland	3/12/98
20	Raef LaFrentz, @ Denver	11/26/99
20	Dikembe Mutombo, vs. Atlanta	12/28/00
20	Tim Duncan, @ San Antonio (OT)	3/14/01
20	Tim Duncan, @ San Antonio	1/14/04
20	Shawn Marion, @ Phoenix	1/21/07
20	Pau Gasol, @ L.A. Lakers	12/11/09
20	Marcus Camby, vs. L.A. Clippers	1/29/10
20	Nazr Mohammed, vs. Charlotte	2/10/10
20	Hassan Whiteside, vs. Miami	2/4/15
20	Dwight Howard, @ Charlotte	11/20/17
20	Shai Gilgeous-Alexander, vs. Oklahoma City	1/13/20

16-OR-MORE ASSISTS

23	John Stockton, @ Utah	4/17/92
21	Deron Williams, @ New Jersey	4/5/11
20	John Stockton, @ Utah	12/28/92
19	Rod Strickland, vs. San Antonio	3/3/92
19	Steve Nash, @ Phoenix	12/15/10
19	José Calderón, @ Toronto	2/4/11
18	John Stockton, vs. Utah (OT)	11/21/89
18	John Stockton, @ Utah (OT)	2/13/90
18	Kevin Johnson, @ Phoenix	3/23/90
18	John Stockton, @ Utah	4/20/90
18	John Stockton, vs. Utah	1/11/92
18	Steve Nash, vs. Phoenix	1/29/07
18	Steve Blake, vs. Denver	2/14/07
18	John Wall, @ Washington	1/6/17
17	Kevin Johnson, @ Phoenix	1/18/90
17	Gary Grant, @ L.A. Clippers	1/20/90
17	Rod Strickland, vs. San Antonio	3/12/90
17	John Stockton, vs. Utah	2/5/91
17	John Stockton, vs. Utah	12/15/93
17	Muggsy Bogues, @ Charlotte	1/11/95
17	Nick Van Exel, @ L.A. Lakers	3/5/95
17	John Stockton, @ Utah	4/5/96
17	Damon Stoudamire, @ Toronto	1/21/97
17	Mark Jackson, @ Indiana	3/18/97
17	Kirk Hinrich, vs. Chicago	1/11/06
17	Jason Kidd, vs. Dallas	2/24/08
17	Steve Nash, @ Phoenix	3/1/12
17	Rajon Rondo, vs. Boston	3/30/12
17	John Wall, @ Washington	12/16/14
16	Corey Gaines, @ Denver	11/15/90
16	Jeff Hornacek, @ Phoenix	12/19/90
16	Rod Strickland, vs. Portland	2/7/96
16	Jalen Rose, vs. Denver	4/14/96
16	John Stockton, @ Utah	12/6/96
16	Avery Johnson, vs. Denver	2/15/02
16	Mike Bibby, vs. Sacramento (OT)	1/10/03
16	Steve Nash, vs. Phoenix	1/4/05
16	Chucky Atkins, vs. Memphis	4/18/07
16	Steve Nash, vs. Phoenix	1/23/08
16	Chris Paul, vs. New Orleans	4/9/08
16	Jason Kidd, @ Dallas	12/30/08
16	Russell Westbrook, @ Oklahoma City	4/4/10
16	Rajon Rondo, @ Boston	1/3/11
16	Steve Nash, @ Phoenix (OT)	4/11/11
16	Greivis Vasquez, @ New Orleans	12/14/12
16	John Wall, @ Washington	11/19/13
16	Rajon Rondo, @ Sacramento	11/27/15
16	John Wall, @ Washington (2OT)	3/25/16
16	Chris Paul, vs. L.A. Clippers	3/30/16
16	Darren Collison, vs. Indiana	10/24/17
16	Russell Westbrook, @ Oklahoma City	1/8/19
16	Tyrese Haliburton, @ Indiana	2/13/22



ALL-TIME LEADERS VS. WOLVES

TOTAL POINTS

		G	PTS	AVG
1	Karl Malone, Utah/L.A. Lakers	63	1,677	26.6
2	Kobe Bryant, L.A. Lakers	64	1,551	24.2
3	Dirk Nowitzki, Dallas	68	1,349	19.8
4	David Robinson, San Antonio	55	1,233	22.4
5	Shaquille O'Neal, Ori./L.A.L./Mia./Pho./Cle./Bos.	47	1,178	25.1
6	Kevin Durant, Sea./OkC/G.S./Brooklyn	42	1,155	27.5
7	Carmelo Anthony, Den./N.Y./OkC/Port./L.A. Lakers	51	1,135	22.3
8	Tim Duncan, San Antonio	63	1,129	17.9
9	Russell Westbrook, OkC/Hou./Wash./L.A. Lakers	47	1,122	23.9
10	Hakeem Olajuwon, Houston/Toronto	47	1,106	23.5

SCORING AVERAGE (MIN. 6 GAMES)

		G	PTS	AVG
1	Trae Young, Atlanta	8	256	32.0
2	Michael Jordan, Chicago/Washington	18	526	29.2
3	Kevin Durant, Sea./OkC/G.S./Brooklyn	42	1,155	27.5
4	Joel Embiid, Philadelphia	10	269	26.9
5	Zach LaVine, Chicago	8	214	26.8
6	Karl Malone, Utah/L.A. Lakers	63	1,677	26.6
7	LeBron James, Cle./Mia./Cle./L.A. Lakers	38	990	26.1
8	Allen Iverson, Phi./Den./Det./Philadelphia	24	625	26.0
9	Stephen Curry, Golden State	36	932	25.9
10	Anthony Davis, New Orleans/L.A. Lakers	25	633	25.3

REBOUND AVERAGE (MIN. 6 GAMES)

		G	REB	AVG
1	Dennis Rodman, Det./S.A./Chi./L.A. Lakers	20	331	16.6
2	Andre Drummond, Det./Cle./Philadelphia	16	219	13.7
3	Roy Tarpley, Dallas	7	90	12.9
4	Dwight Howard, Ori./L.A.L./Hou./Atl./Cha./L.A.L./Phi./L.A.L.	32	387	12.1
5	Rudy Gobert, Utah	31	366	11.8
6	Shaquille O'Neal, Ori./L.A.L./Mia./Pho./Cle./Bos.	47	526	11.2
7	Tim Duncan, San Antonio	63	702	11.1
8	David Robinson, San Antonio	55	609	11.1
9	Hakeem Olajuwon, Houston/Toronto	47	510	10.9
10	Charles Barkley, Phi./Pho./Houston	26	281	10.8

ASSIST AVERAGE (MIN. 6 GAMES)

		G	AST	AVG
1	John Stockton, Utah	60	717	12.0
2	Earvin Johnson, L.A. Lakers	9	102	11.3
3	John Wall, Washington/Houston	15	164	10.9
4	Trae Young, Atlanta	8	84	10.5
5	Deron Williams, Utah/N.J./Bkn./Dallas	33	325	9.8
6	Chris Paul, N.O./L.A.C./Hou./OkC/Phoenix	50	485	9.7
7	Russell Westbrook, OkC/Hou./Wash./L.A. Lakers	47	432	9.2
8	Steve Nash, Pho./Dal./Pho./L.A. Lakers	59	540	9.2
9	Jason Kidd, Dal./Pho./N.J./Dal./N.Y.	54	476	8.8
10	Rod Strickland, N.Y./S.A./Port./Wash./Port./Mia./Ori./Hou.	39	342	8.8



HEAD COACHING RECORDS

BILL MUSSELMAN

Hired: Aug. 23, 1988

SEASON	W-L (PCT.)
89-90	22-60 (.268)
90-91	29-53 (.354)
TOTAL	51-113 (.311)

Departed: Apr. 22, 1991

FINISH/DIVISION	PLAYOFFS (PCT.)
6th/Midwest	---
5th/Midwest	---

JIMMY RODGERS

Hired: June 19, 1991

SEASON	W-L (PCT.)
91-92	15-67 (.183)
92-93	6-23 (.207)
TOTAL	21-90 (.190)

Departed: Jan. 11, 1993

FINISH/DIVISION	PLAYOFFS (PCT.)
6th/Midwest	---
---	---

SIDNEY LOWE

Hired: Jan. 11, 1993

SEASON	W-L (PCT.)
92-93	13-40 (.245)
93-94	20-62 (.244)
TOTAL	33-102 (.244)

Departed: Aug. 17, 1994

FINISH/DIVISION	PLAYOFFS (PCT.)
5th/Midwest	---
5th/Midwest	---

BILL BLAIR

Hired: Aug. 29, 1994

SEASON	W-L (PCT.)
94-95	21-61 (.256)
95-96	6-14 (.300)
TOTAL	27-75 (.265)

Departed: Dec. 18, 1995

FINISH/DIVISION	PLAYOFFS (PCT.)
6th/Midwest	---
---	---

FLIP SAUNDERS

Hired: Dec. 18, 1995

Hired: June 6, 2014

SEASON	W-L (PCT.)
95-96	20-42 (.323)
96-97	40-42 (.488)
97-98	45-37 (.549)
98-99	25-25 (.500)
99-00	50-32 (.610)
00-01	47-35 (.573)
01-02	50-32 (.610)
02-03	51-31 (.622)
03-04	58-24 (.707)
04-05	25-26 (.490)
14-15	16-66 (.195)
TOTAL	427-392 (.521)

Departed: Feb. 12, 2005

Departed: Oct. 25, 2015

FINISH/DIVISION	PLAYOFFS (PCT.)
5th/Midwest	---
3rd/Midwest	0-3 (.000)
3rd/Midwest	2-3 (.400)
4th/Midwest	1-3 (.250)
3rd/Midwest	1-3 (.250)
4th/Midwest	1-3 (.250)
3rd/Midwest	0-3 (.000)
3rd/Midwest	2-4 (.333)
1st/Midwest	10-8 (.556)
---	---
5th/Northwest	---
	17-30 (.362)

KEVIN MCHALE

Hired: Feb. 12, 2005 (Interim)

Hired: Dec. 8, 2008

SEASON	W-L (PCT.)
04-05	19-12 (.613)
08-09	20-43 (.317)
TOTAL	39-55 (.415)

Departed: June 17, 2005

Departed: June 17, 2009

FINISH/DIVISION	PLAYOFFS (PCT.)
3rd/Northwest	---
4th/Northwest	---

DWANE CASEY

Hired: June 17, 2005

SEASON	W-L (PCT.)
05-06	33-49 (.402)
06-07	20-20 (.500)
TOTAL	53-69 (.434)

Departed: Jan. 23, 2007

FINISH/DIVISION	PLAYOFFS (PCT.)
4th/Northwest	---
---	---

RANDY WITTMAN

Hired: Jan. 23, 2007

SEASON	W-L (PCT.)
06-07	12-30 (.286)
07-08	22-60 (.268)
08-09	4-15 (.211)
TOTAL	38-105 (.266)

Departed: Dec. 8, 2008

FINISH/DIVISION	PLAYOFFS (PCT.)
T3rd/Northwest	---
4th/Northwest	---
---	---

KURT RAMBIS

Hired: Aug. 10, 2009

SEASON	W-L (PCT.)
09-10	15-67 (.183)
10-11	17-65 (.207)
TOTAL	32-132 (.195)

Departed: July 12, 2011

FINISH/DIVISION	PLAYOFFS (PCT.)
5th/Northwest	---
5th/Northwest	---

RICK ADELMAN

Hired: Sept. 28, 2011

SEASON	W-L (PCT.)
11-12	26-40 (.394)
12-13	31-51 (.378)
13-14	40-42 (.488)
TOTAL	97-133 (.422)

Departed: Apr. 21, 2014

FINISH/DIVISION	PLAYOFFS (PCT.)
5th/Northwest	---
5th/Northwest	---
3rd/Northwest	---

SAM MITCHELL

Hired: Sept. 11, 2015

SEASON	W-L (PCT.)
15-16	29-53 (.354)
TOTAL	29-53 (.354)

Departed: Apr. 13, 2016

FINISH/DIVISION	PLAYOFFS (PCT.)
5th/Northwest	---

TOM THIBODEAU

Hired: Apr. 20, 2016

SEASON	W-L (PCT.)
16-17	31-51 (.378)
17-18	47-35 (.573)
18-19	19-21 (.475)
TOTAL	97-107 (.475)

Departed: Jan. 6, 2019

FINISH/DIVISION	PLAYOFFS (PCT.)
5th/Northwest	---
4th/Northwest	1-4 (.200)
---	---
	1-4 (.200)

RYAN SAUNDERS

Hired: Jan. 6, 2019

SEASON	W-L (PCT.)
18-19	17-25 (.405)
19-20	19-45 (.297)
20-21	7-24 (.226)
TOTAL	43-94 (.314)

Departed: Feb. 22, 2021

FINISH/DIVISION	PLAYOFFS (PCT.)
5th/Northwest	---
5th/Northwest	---
---	---

CHRIS FINCH

Hired: Feb. 22, 2021

SEASON	W-L (PCT.)
20-21	16-25 (.390)
21-22	46-36 (.561)
TOTAL	62-61 (.504)

FINISH/DIVISION	PLAYOFFS (PCT.)
4th/Northwest	---
3rd/Northwest	2-4 (.333)
	2-4 (.333)



ATTENDANCE

YEAR	TOTAL HOME ATTENDANCE	AVG. HOME ATTENDANCE	PCT. CAPACITY	NBA RANK	SELL-OUTS	AVG. ROAD ATTENDANCE
1989-90	1,072,572*	26,160*	-	1st	-	14,935
1990-91	779,470	19,011	100.0	3rd	41	13,951
1991-92	769,035	18,757	98.7	4th	23	14,824
1992-93	754,593	18,405	96.8	7th	12	15,279
1993-94	733,419	17,888	94.1	9th	4	14,849
1994-95	603,518	14,720	77.5	21st	2	15,542
1995-96	585,669	14,285	75.2	26th	3	16,202
1996-97	697,727	17,018	89.5	14th	7	16,300
1997-98	738,572	18,014	94.8	11th	12	16,640
1998-99	427,974	17,119	90.1	13th	4	16,218
1999-00	655,998	16,400	86.3	16th	9	16,762
2000-01	717,371	17,497	92.1	11th	8	16,788
2001-02	731,673	17,846	93.9	13th	15	16,962
2002-03	643,684	15,700	82.6	18th	3	16,658
2003-04	723,071	17,636	92.8	11th	15	17,862
2004-05	704,438	17,181	88.5	15th	6	17,874
2005-06	662,167	16,150	83.4	25th	1	17,421
2006-07	655,947	15,999	82.7	24th	7	17,894
2007-08	593,537	14,477	74.8	25th	5	16,690
2008-09	594,743	14,506	74.9	27th	0	16,843
2009-10	619,170	15,102	78.0	25th	2	16,113
2010-11	624,960	15,243	78.8	24th	1	16,886
2011-12	577,197	17,491	90.4	15th	11	16,311
2012-13	669,976	16,341	84.4	21st	3	16,996
2013-14	597,157	14,565	75.2	27th	1	17,606
2014-15	595,652	14,528	75.1	29th	5	18,001
2015-16	581,178	14,175	73.2	29th	1	17,832
2016-17	607,203	14,810	76.5	29th	3	18,102
2017-18	699,308	17,056	89.9	21st	16	17,851
2018-19	627,543	15,306	80.7	28th	9	17,653
2019-20	482,132	15,067	79.4	30th	5	17,463
2021-22	657,148	16,028	93.5	21st	16	16,812
TOTALS	21,183,802	16,576	-	-	250	16,706

TIMBERWOLVES ALL-TIME LARGEST HOME CROWDS

METRODOME

49,551	vs. Denver	Apr. 17, 1990
45,458	vs. Orlando	Apr. 13, 1990
43,606	vs. L.A. Lakers	Mar. 17, 1990
40,415	vs. Utah	Apr. 15, 1990
35,713	vs. Boston	Feb. 2, 1990
35,427	vs. Chicago	Nov. 8, 1989
29,434	vs. Golden State	Feb. 4, 1990
29,117	vs. Philadelphia	Nov. 10, 1989
29,056	vs. Detroit	Jan. 27, 1990
28,514	vs. Atlanta	Feb. 18, 1990

TARGET CENTER

20,412	vs. Golden State	Mar. 10, 2017
20,391	vs. L.A. Lakers	Mar. 12, 2004
20,347	vs. San Antonio	Feb. 22, 2004
20,340	vs. Houston	Dec. 26, 2012
20,320	vs. Washington	Jan. 21, 2002
20,232	vs. New York	Feb. 11, 2012
20,214	vs. Chicago	Feb. 16, 1996
20,200	vs. L.A. Lakers	Apr. 9, 2010
20,199	vs. L.A. Lakers	Mar. 14, 2003
20,197	vs. L.A. Lakers	Feb. 27, 1998

(*NBA Record)

ATTENDANCE NOTES

The Wolves surpassed the 20-million mark in all-time home attendance on Apr. 5, 2019 vs. Miami (their 1203rd home date). Minnesota passed the 10-million mark in all-time home attendance on Nov. 18, 2003 vs. Denver (its 563rd home date), becoming the second-fastest franchise in league history to reach that plateau. The Timberwolves set an all-time NBA single-season record by drawing 1,072,572 fans (an average of 26,160) to the Metrodome in their inaugural 1989-90 campaign.

The largest attendance ever for a Timberwolves game was 49,551 on Apr. 17, 1990, for the club's final Metrodome appearance (vs. Denver). Minnesota drew a Target Center-record crowd of 20,412 for its Mar. 10, 2017 game against Golden State. The Timberwolves' smallest-ever home attendance was 9,384 for the Nov. 28, 2016 game vs. Utah.

PLAYOFFS



WOLVES INDIVIDUAL PLAYOFF RECORDS

MOST POINTS

Career:	1,049	Kevin Garnett	1997-2004
7-Game Series:	167	Kevin Garnett	vs. Sacramento, 2004
6-Game Series:	162	Kevin Garnett	vs. L.A. Lakers, 2003
5-Game Series:	129	Kevin Garnett	vs. Denver, 2004
4-Game Series:	87	Kevin Garnett	vs. San Antonio, 1999
3-Game Series:	72	Kevin Garnett	vs. Dallas, 2002
Game:	40	Sam Cassell	vs. Denver, 4/18/04;
		Sam Cassell	vs. Sacramento, 5/4/04
Half:	30	Sam Cassell	vs. Sacramento (2nd), 5/4/04
Period:	18	Sam Cassell	vs. Sacramento (3rd), 5/4/04
Overtime:	6	Kevin Garnett	@ Sacramento, 5/10/04

MOST FIELD GOALS MADE

Career:	415	Kevin Garnett	1997-2004
7-Game Series:	62	Kevin Garnett	vs. Sacramento, 2004
6-Game Series:	71	Kevin Garnett	vs. L.A. Lakers, 2003
5-Game Series:	49	Kevin Garnett	vs. Denver, 2004
4-Game Series:	35	Kevin Garnett	vs. San Antonio, 1999
3-Game Series:	26	Stephon Marbury	vs. Houston, 1997
Game:	16	Sam Cassell	vs. Denver, 4/18/04

MOST FIELD GOALS ATTEMPTED

Career:	907	Kevin Garnett	1997-2004
7-Game Series:	141	Kevin Garnett	vs. Sacramento, 2004
6-Game Series:	138	Kevin Garnett	vs. L.A. Lakers, 2003
5-Game Series:	108	Kevin Garnett	vs. Denver, 2004
4-Game Series:	79	Kevin Garnett	vs. San Antonio, 1999
3-Game Series:	65	Stephon Marbury	vs. Houston, 1997
Game:	31	Kevin Garnett	@ L.A. Lakers, 4/24/03 (OT)
	30	Kevin Garnett	vs. Denver, 4/18/04

HIGHEST FIELD-GOAL PERCENTAGE

Career:	.521	(62-119) Trenton Hassell	2004
7-Game Series:	.464	(45-97) Sam Cassell	vs. Sacramento, 2004
6-Game Series:	.514	(71-138) Kevin Garnett	vs. L.A. Lakers, 2003
5-Game Series:	.509	(29-57) Derrick Rose	vs. Houston, 2018
4-Game Series:	.508	(32-63) Terrell Brandon	vs. Portland, 2000
3-Game Series:	.545	(12-22) Doug West	vs. Houston, 1997
Game:	.889	(8-9) Jaden McDaniels	vs. Memphis, 4/29/22

MOST THREE-POINT FIELD GOALS MADE

Career:	37	Latrell Sprewell	2004
7-Game Series:	15	Fred Hoiberg	vs. Sacramento, 2004
6-Game Series:	23	Anthony Edwards	vs. Memphis, 2022
5-Game Series:	15	Anthony Peeler	vs. Seattle, 1998
4-Game Series:	6	Anthony Peeler	vs. San Antonio, 2001
3-Game Series:	6	Stephon Marbury	vs. Houston, 1997;
		Chauncey Billups	vs. Dallas, 2002
Game:	7	Latrell Sprewell	vs. Denver, 4/21/04;
		Sam Cassell	vs. Sacramento, 5/4/04

MOST THREE-POINT FIELD GOALS ATTEMPTED

Career:	96	Anthony Peeler	1998-2003;
		Latrell Sprewell	2004
7-Game Series:	37	Latrell Sprewell	vs. Sacramento, 2004
6-Game Series:	57	Anthony Edwards	vs. Memphis, 2022
5-Game Series:	31	Anthony Peeler	vs. Seattle, 1998
4-Game Series:	17	Anthony Peeler	vs. San Antonio, 2001
3-Game Series:	20	Stephon Marbury	vs. Houston, 1997
Game:	11	Troy Hudson	@ L.A. Lakers, 4/27/03;
		Sam Cassell	vs. Sacramento, 5/4/04;
		Anthony Edwards	@ Memphis, 4/16/22

HIGHEST THREE-POINT FIELD-GOAL PERCENTAGE

Career:	.458	(22-48) Fred Hoiberg	2004
7-Game Series:	.500	(15-30) Fred Hoiberg	vs. Sacramento, 2004
6-Game Series:	.500	(10-20) Jaden McDaniels	vs. Memphis, 2022
5-Game Series:	.700	(7-10) Derrick Rose	vs. Houston, 2018
4-Game Series:	.600	(3-5) Terrell Brandon	vs. San Antonio, 1999
3-Game Series:	1.000	(2-2) Shane Heal	vs. Houston, 1997
Game:	1.000	(4-4) Jordan McLaughlin	vs. Memphis, 4/23/22

MOST FREE THROWS MADE

Career:	207	Kevin Garnett	1997-2004
7-Game Series:	41	Kevin Garnett	vs. Sacramento, 2004
6-Game Series:	43	Karl-Anthony Towns	vs. Memphis, 2022
5-Game Series:	31	Kevin Garnett	vs. Denver, 2004
4-Game Series:	30	Kevin Garnett	vs. San Antonio, 2001
3-Game Series:	23	Kevin Garnett	vs. Dallas, 2002
Game:	15	Troy Hudson	vs. L.A. Lakers, 4/22/03

MOST FREE THROWS ATTEMPTED

Career:	272	Kevin Garnett	1997-2004
7-Game Series:	50	Kevin Garnett	vs. Sacramento, 2004
6-Game Series:	50	Karl-Anthony Towns	vs. Memphis, 2022
5-Game Series:	43	Kevin Garnett	vs. Denver, 2004
4-Game Series:	36	Kevin Garnett	vs. San Antonio, 2001
3-Game Series:	32	Kevin Garnett	vs. Dallas, 2002
Game:	17	Kevin Garnett	@ Dallas, 4/24/02;
		Karl-Anthony Towns	vs. Memphis, 4/23/22

HIGHEST FREE-THROW PERCENTAGE

Career:	.947	(36-38) Troy Hudson	2003
7-Game Series:	.820	(41-50) Kevin Garnett	vs. Sacramento, 2004
6-Game Series:	.947	(36-38) Troy Hudson	vs. L.A. Lakers, 2003
5-Game Series:	.955	(21-22) Sam Cassell	vs. Denver, 2004
4-Game Series:	.923	(12-13) Terrell Brandon	vs. San Antonio, 1999
3-Game Series:	1.000	(9-9) Doug West	vs. Houston, 1997
Game:	1.000	(12-12) Sam Cassell	vs. Denver, 4/30/04



WOLVES INDIVIDUAL PLAYOFF RECORDS

MOST REBOUNDS

Career:	628	Kevin Garnett	1997-2004
7-Game Series:	108	Kevin Garnett	vs. Sacramento, 2004
6-Game Series:	94	Kevin Garnett	vs. L.A. Lakers, 2003
5-Game Series:	74	Kevin Garnett	vs. Denver, 2004
4-Game Series:	48	Kevin Garnett	vs. San Antonio, 1999;
		Kevin Garnett	vs. San Antonio, 2001
3-Game Series:	56	Kevin Garnett	vs. Dallas, 2002
Game:	22	Kevin Garnett	vs. Denver, 4/21/04

MOST OFFENSIVE REBOUNDS

Career:	136	Kevin Garnett	1997-2004
7-Game Series:	18	Kevin Garnett	vs. Sacramento, 2004
6-Game Series:	13	Kevin Garnett	vs. L.A. Lakers, 2004
5-Game Series:	17	Kevin Garnett	vs. Seattle, 1998
4-Game Series:	16	Kevin Garnett	vs. San Antonio, 1999
3-Game Series:	19	Dean Garrett	vs. Houston, 1997
Game:	12	Dean Garrett	vs. Houston, 4/29/97

MOST DEFENSIVE REBOUNDS

Career:	492	Kevin Garnett	1997-2004
7-Game Series:	90	Kevin Garnett	vs. Sacramento, 2004
6-Game Series:	83	Kevin Garnett	vs. L.A. Lakers, 2003
5-Game Series:	66	Kevin Garnett	vs. Denver, 2004
4-Game Series:	38	Kevin Garnett	vs. San Antonio, 2001
3-Game Series:	40	Kevin Garnett	vs. Dallas, 2002
Game:	20	Kevin Garnett	vs. Denver, 4/21/04;
		Kevin Garnett	vs. Sacramento, 5/19/04

MOST ASSISTS

Career:	236	Kevin Garnett	1997-2004
7-Game Series:	38	Sam Cassell	vs. Sacramento, 2004
6-Game Series:	40	D'Angelo Russell	vs. Memphis, 2022
5-Game Series:	38	Stephon Marbury	vs. Seattle, 1998
4-Game Series:	35	Kevin Garnett	vs. Portland, 2000
3-Game Series:	23	Stephon Marbury	vs. Houston, 1997
Game:	13	Stephon Marbury	vs. Houston, 4/29/97

MOST BLOCKED SHOTS

Career:	88	Kevin Garnett	1997-2004
7-Game Series:	24	Kevin Garnett	vs. Sacramento, 2004
6-Game Series:	12	Karl-Anthony Towns	vs. Memphis, 2022
5-Game Series:	12	Kevin Garnett	vs. Seattle, 1998
4-Game Series:	8	Kevin Garnett/Joe Smith	vs. San Antonio, 1999
3-Game Series:	5	Kevin Garnett	vs. Dallas, 2002
Game:	6	Kevin Garnett	vs. Sacramento, 5/8/04

MOST STEALS

Career:	63	Kevin Garnett	1997-2004
7-Game Series:	12	Kevin Garnett	vs. Sacramento, 2004
6-Game Series:	10	Kevin Garnett	vs. L.A. Lakers, 2003
5-Game Series:	12	Stephon Marbury	vs. Seattle, 1998
4-Game Series:	9	Terrell Brandon	vs. San Antonio, 1999
3-Game Series:	7	Tom Gugliotta	vs. Houston, 1997
Game:	5	Most recently: Latrell Sprewell	@ Sacramento, 5/16/04

MOST PERSONAL FOULS

Career:	149	Kevin Garnett	1997-2004
7-Game Series:	33	Sam Cassell	vs. Sacramento, 2004
6-Game Series:	28	Rasho Nesterovic	vs. L.A. Lakers, 2003;
		Patrick Beverley	vs. Memphis, 2022
5-Game Series:	19	Jeff Teague	vs. Houston, 2018
4-Game Series:	20	Rasho Nesterovic	vs. Portland, 2000
3-Game Series:	14	Chauncey Billups	vs. Dallas, 2002
Game:	6	Most recently: Patrick Beverley	vs. Memphis, 4/29/22

MOST TURNOVERS

Career:	161	Kevin Garnett	1997-2004
7-Game Series:	31	Kevin Garnett	vs. Sacramento, 2004
6-Game Series:	27	Karl-Anthony Towns	vs. Memphis, 2022
5-Game Series:	22	Kevin Garnett	vs. Seattle, 1998;
		Kevin Garnett	vs. Denver, 2004
4-Game Series:	14	Terrell Brandon	vs. San Antonio, 1999
3-Game Series:	12	Kevin Garnett	vs. Dallas, 2002
Game:	10	Kevin Garnett	@ Seattle, 5/2/98

MOST MINUTES PLAYED

Career:	2,005	Kevin Garnett	1997-2004
7-Game Series:	311	Kevin Garnett	vs. Sacramento, 2004
6-Game Series:	265	Kevin Garnett	vs. L.A. Lakers, 2003;
		Kevin Garnett	vs. L.A. Lakers, 2004
5-Game Series:	213	Anthony Peeler	vs. Seattle, 1998
4-Game Series:	171	Kevin Garnett	vs. Portland, 2000
3-Game Series:	134	Chauncey Billups	vs. Dallas, 2002
Game (Reg.):	48	Terrell Brandon	vs. Portland, 4/30/00
Game (OT):	50	Wally Szczerbiak	@ L.A. Lakers, 4/24/03



WOLVES TEAM PLAYOFF HIGHS

MOST POINTS

Game:	130	@ Memphis	4/16/22
Half:	69	vs. Houston (2nd)	4/21/18
Quarter:	41	@ Memphis (1st)	4/16/22
Overtime:	13	@ L.A. Lakers	4/24/03

MOST FIELD GOALS MADE

Game:	47	vs. Houston	4/29/97
-------	----	-------------	---------

MOST FIELD GOALS ATTEMPTED

Game:	96	vs. Houston	4/29/97
-------	----	-------------	---------

HIGHEST FIELD-GOAL PERCENTAGE

Game:	.556	(40-72) vs. L.A. Lakers	4/22/03
-------	------	-------------------------	---------

MOST THREE-POINT FIELD GOALS MADE

Game:	18	vs. Memphis	4/23/22
-------	----	-------------	---------

MOST THREE-POINT FIELD GOALS ATTEMPTED

Game:	41	@ Memphis	4/16/22
-------	----	-----------	---------

HIGHEST THREE-POINT FIELD-GOAL PERCENTAGE

Game:	.636	(7-11) vs. Denver	4/30/04
-------	------	-------------------	---------

MOST FREE THROWS MADE

Game:	32	vs. L.A. Lakers	4/22/03
-------	----	-----------------	---------

MOST FREE THROWS ATTEMPTED

Game:	44	vs. Dallas	4/28/02
-------	----	------------	---------

HIGHEST FREE-THROW PERCENTAGE

Game:	.933	(14-15) vs. L.A. Lakers	5/21/04
-------	------	-------------------------	---------

MOST REBOUNDS

Game:	58	@ Dallas	4/21/02
-------	----	----------	---------

MOST OFFENSIVE REBOUNDS

Game:	20	@ Seattle	4/26/98;
		@ Dallas	4/21/02

MOST DEFENSIVE REBOUNDS

Game:	43	vs. L.A. Lakers	4/22/03;
		@ Houston	4/18/18

MOST ASSISTS

Game:	32	@ Memphis	4/16/22
-------	----	-----------	---------

MOST BLOCKED SHOTS

Game:	11	vs. Memphis	4/21/22
-------	----	-------------	---------

MOST STEALS

Game:	12	Most recently: vs. Memphis	4/29/22
-------	----	----------------------------	---------

MOST PERSONAL FOULS

Game:	36	@ L.A. Lakers	5/25/04
-------	----	---------------	---------

MOST TURNOVERS

Game:	24	@ Sacramento	5/12/04
-------	----	--------------	---------

WOLVES TEAM PLAYOFF LOWS

FEWEST POINTS

Game:	69	@ San Antonio	4/23/01
Half:	28	vs. San Antonio (1st)	5/13/99
Quarter:	11	@ Seattle (2nd)	4/24/98
Overtime:	10	@ Sacramento	5/10/04

FEWEST FIELD GOALS MADE

Game:	24	@ San Antonio	4/23/01
-------	----	---------------	---------

FEWEST FIELD GOALS ATTEMPTED

Game:	66	@ Denver	4/27/04
-------	----	----------	---------

LOWEST FIELD-GOAL PERCENTAGE

Game:	.337	(31-92) @ Seattle	4/24/98
-------	------	-------------------	---------

FEWEST THREE-POINT FIELD GOALS MADE

Game:	1	Most recently: vs. L.A. Lakers	4/20/03
-------	---	--------------------------------	---------

FEWEST THREE-POINT FIELD GOALS ATTEMPTED

Game:	4	@ San Antonio	4/21/01
-------	---	---------------	---------

LOWEST THREE-POINT FIELD-GOAL PERCENTAGE

Game:	.125	(1-8) @ Portland	4/23/00
-------	------	------------------	---------

FEWEST FREE THROWS MADE

Game:	8	@ Houston	4/26/97
-------	---	-----------	---------

FEWEST FREE THROWS ATTEMPTED

Game:	12	vs. Sacramento	5/4/04
-------	----	----------------	--------

LOWEST FREE-THROW PERCENTAGE

Game:	.609	(14-23) vs. Houston	4/23/18
-------	------	---------------------	---------

FEWEST REBOUNDS

Game:	29	vs. Seattle	4/28/98
-------	----	-------------	---------

FEWEST OFFENSIVE REBOUNDS

Game:	3	vs. L.A. Lakers	5/21/04
-------	---	-----------------	---------

FEWEST DEFENSIVE REBOUNDS

Game:	21	vs. Seattle	4/28/98
-------	----	-------------	---------

FEWEST ASSISTS

Game:	11	@ Sacramento	5/16/04
-------	----	--------------	---------

FEWEST BLOCKED SHOTS

Game:	0	vs. Dallas	4/28/02
-------	---	------------	---------

FEWEST STEALS

Game:	2	@ San Antonio	4/23/01;
		@ Houston	4/25/18

FEWEST PERSONAL FOULS

Game:	14	vs. San Antonio	5/13/99
-------	----	-----------------	---------

FEWEST TURNOVERS

Game:	5	@ Houston	4/24/97
-------	---	-----------	---------



OPPONENT INDIVIDUAL PLAYOFF RECORDS

MOST POINTS

7-Game Series:	124	Chris Webber	Sacramento, 2004
6-Game Series:	191	Kobe Bryant	L.A. Lakers, 2003
5-Game Series:	145	James Harden	Houston, 2018
4-Game Series:	90	Tim Duncan	San Antonio, 2001
3-Game Series:	100	Dirk Nowitzki	Dallas, 2002
Game:	44	James Harden	@ Houston, 4/15/18
Half:	28	Dirk Nowitzki	Dallas @ Minnesota (1st), 4/28/02;
		Kobe Bryant	L.A. Lakers @ Minnesota (1st), 4/20/03
Quarter:	22	James Harden	Houston @ Minnesota (3rd), 4/23/18
Overtime:	9	Peja Stojakovic	@ Sacramento, 5/10/04

MOST FIELD GOALS MADE

7-Game Series:	52	Chris Webber	Sacramento, 2004
6-Game Series:	68	Kobe Bryant	L.A. Lakers, 2003
5-Game Series:	48	Gary Payton	Seattle, 1998
4-Game Series:	34	Tim Duncan	San Antonio, 2001
3-Game Series:	30	Dirk Nowitzki	Dallas, 2002
Game:	16	Kobe Bryant	L.A. Lakers @ Minnesota, 4/20/03

MOST FIELD GOALS ATTEMPTED

7-Game Series:	115	Peja Stojakovic	Sacramento, 2004
6-Game Series:	158	Kobe Bryant	L.A. Lakers, 2003
5-Game Series:	112	James Harden	Houston, 2018
4-Game Series:	73	Tim Duncan	San Antonio, 2001
3-Game Series:	57	Dirk Nowitzki	Dallas, 2002
Game:	30	Kobe Bryant	L.A. Lakers @ Minnesota, 4/20/03

HIGHEST FIELD-GOAL PERCENTAGE

7-Game Series:	.527	(29-55) Brad Miller	Sacramento, 2004
6-Game Series:	.679	(38-56) Brandon Clarke	Memphis, 2022
5-Game Series:	.673	(35-52) Clint Capela	Houston, 2018
4-Game Series:	.593	(32-54) Avery Johnson	San Antonio, 1999
3-Game Series:	.625	(25-40) Hakeem Olajuwon	Houston, 1997;
		(15-24) Mario Elie	Houston, 1997
Game:	.857	(12-14) Clint Capela	@ Houston, 4/25/18

MOST THREE-POINT FIELD GOALS MADE

7-Game Series:	13	Peja Stojakovic	Sacramento, 2004
6-Game Series:	27	Desmond Bane	Memphis, 2022
5-Game Series:	20	James Harden	Houston, 2018
4-Game Series:	8	Most recently: Danny Ferry	San Antonio, 2001
3-Game Series:	12	Matt Maloney	Houston, 1997
Game:	8	Desmond Bane	Memphis @ Minnesota, 4/23/22

MOST THREE-POINT FIELD GOALS ATTEMPTED

7-Game Series:	38	Peja Stojakovic	Sacramento, 2004
6-Game Series:	56	Desmond Bane	Memphis, 2022
5-Game Series:	52	James Harden	Houston, 2018
4-Game Series:	19	Scottie Pippen	Portland, 2000
3-Game Series:	21	Matt Maloney	Houston, 1997
Game:	15	Desmond Bane	Memphis @ Minnesota, 4/21/22

HIGHEST THREE-POINT FIELD-GOAL PERCENTAGE

7-Game Series:	.438	(7-16) Doug Christie	Sacramento, 2004
6-Game Series:	.618	(21-34) Derek Fisher	L.A. Lakers, 2003
5-Game Series:	.458	(11-24) Voshon Lenard	Denver, 2004
4-Game Series:	.571	(4-7) Terry Porter	San Antonio, 2001
3-Game Series:	.727	(8-11) Dirk Nowitzki	Dallas, 2002
Game:	1.000	(3-3) Terry Porter	@ San Antonio, 4/23/01;
		(3-3) Dirk Nowitzki	Dallas @ Minnesota, 4/28/02;
		(3-3) Tyus Jones	Memphis @ Minnesota, 4/21/22

MOST FREE THROWS MADE

7-Game Series:	28	Mike Bibby	Sacramento, 2004
6-Game Series:	47	Ja Morant	Memphis, 2022
5-Game Series:	33	James Harden	Houston, 2018
4-Game Series:	24	David Robinson	San Antonio, 2001
3-Game Series:	32	Dirk Nowitzki	Dallas, 2002
Game:	16	Kobe Bryant	@ L.A. Lakers, 4/27/03;
		Ja Morant	@ Memphis, 4/16/22

MOST FREE THROWS ATTEMPTED

7-Game Series:	32	Mike Bibby	Sacramento, 2004
6-Game Series:	93	Shaquille O'Neal	L.A. Lakers, 2004
5-Game Series:	38	James Harden	Houston, 2018
4-Game Series:	34	Tim Duncan	San Antonio, 2001
3-Game Series:	36	Dirk Nowitzki	Dallas, 2002
Game:	22	Shaquille O'Neal	@ L.A. Lakers, 5/25/04

HIGHEST FREE-THROW PERCENTAGE

7-Game Series:	.875	(28-32) Mike Bibby	Sacramento, 2004
6-Game Series:	.900	(18-20) Desmond Bane	Memphis, 2022
5-Game Series:	.929	(13-14) Chris Paul	Houston, 2018
4-Game Series:	1.000	(11-11) Steve Smith	Portland, 2000
3-Game Series:	1.000	(17-17) Steve Nash	Dallas, 2002
Game:	1.000	(10-10) Steve Nash	Dallas @ Minnesota, 4/28/02

MOST REBOUNDS

7-Game Series:	63	Brad Miller	Sacramento, 2004
6-Game Series:	94	Shaquille O'Neal	L.A. Lakers, 2004
5-Game Series:	71	Clint Capela	Houston, 2018
4-Game Series:	52	Tim Duncan	San Antonio, 2001
3-Game Series:	47	Dirk Nowitzki	Dallas, 2002
Game:	23	Shaquille O'Neal	@ L.A. Lakers, 4/27/03

MOST OFFENSIVE REBOUNDS

7-Game Series:	19	Brad Miller	Sacramento, 2004
6-Game Series:	32	Shaquille O'Neal	L.A. Lakers, 2004
5-Game Series:	24	Clint Capela	Houston, 2018
4-Game Series:	17	Tim Duncan	San Antonio, 1999
3-Game Series:	11	Charles Barkley	Houston, 1997
Game:	10	Shaquille O'Neal	@ L.A. Lakers, 4/27/03



OPPONENT INDIVIDUAL PLAYOFF RECORDS

MOST DEFENSIVE REBOUNDS

7-Game Series:	44	Brad Miller	Sacramento, 2004;
		Chris Webber	Sacramento, 2004
6-Game Series:	63	Shaquille O'Neal	L.A. Lakers, 2003
5-Game Series:	47	Clint Capela	Houston, 2018
4-Game Series:	39	David Robinson	San Antonio, 2001
3-Game Series:	42	Dirk Nowitzki	Dallas, 2002
Game:	15	Shaquille O'Neal	@ L.A. Lakers, 5/27/04

MOST ASSISTS

7-Game Series:	61	Mike Bibby	Sacramento, 2004
6-Game Series:	63	Ja Morant	Memphis, 2022
5-Game Series:	37	James Harden	Houston, 2018
4-Game Series:	25	Avery Johnson	San Antonio, 1999
3-Game Series:	27	Steve Nash	Dallas, 2002
Game:	15	Ja Morant	Memphis @ Minnesota, 4/23/22

MOST BLOCKED SHOTS

7-Game Series:	8	Brad Miller	Sacramento, 2004
6-Game Series:	18	Shaquille O'Neal	L.A. Lakers, 2004
5-Game Series:	10	Clint Capela	Houston, 2018
4-Game Series:	12	Tim Duncan	San Antonio, 1999
3-Game Series:	9	Hakeem Olajuwon	Houston, 1997
Game:	7	Jaren Jackson Jr.	@ Memphis, 4/16/22

MOST STEALS

7-Game Series:	14	Peja Stojakovic	Sacramento, 2004
6-Game Series:	13	Derek Fisher	L.A. Lakers, 2003
5-Game Series:	12	James Harden	Houston, 2018
4-Game Series:	8	David Robinson	San Antonio, 1999
3-Game Series:	9	Dirk Nowitzki	Dallas, 2002
Game:	5	Chris Paul	Houston @ Minnesota, 4/23/18

MOST PERSONAL FOULS

7-Game Series:	27	Brad Miller	Sacramento, 2004
6-Game Series:	31	Jaren Jackson Jr.	Memphis, 2022
5-Game Series:	22	Nenê	Denver, 2004
4-Game Series:	16	Arvydas Sabonis	Portland, 2000
3-Game Series:	15	Raef LaFrentz	Dallas, 2002
Game:	6	Most recently: Dillon Brooks	Memphis @ Minnesota, 4/29/22

MOST TURNOVERS

7-Game Series:	22	Mike Bibby	Sacramento, 2004
6-Game Series:	25	Ja Morant	Memphis, 2022
5-Game Series:	17	Carmelo Anthony	Denver, 2004
4-Game Series:	13	Derek Anderson	San Antonio, 2001
3-Game Series:	10	Charles Barkley	Houston, 1997
Game:	7	Carmelo Anthony	Denver @ Minnesota, 4/21/04;
		Ja Morant	Memphis @ Minnesota, 4/21/22

MOST MINUTES PLAYED

7-Game Series:	305	Peja Stojakovic	Sacramento, 2004
6-Game Series:	271	Kobe Bryant	L.A. Lakers, 2003
5-Game Series:	212	Gary Payton	Seattle, 1998
4-Game Series:	170	Tim Duncan	San Antonio, 1999
3-Game Series:	139	Michael Finley	Dallas, 2002
Game (Reg.):	48	Gary Payton	@ Seattle, 5/2/98;
		Michael Finley	Dallas @ Minnesota, 4/28/02
Game (OT):	51	Kobe Bryant	@ L.A. Lakers, 4/24/03



OPPONENT TEAM PLAYOFF HIGHS

OPPONENT TEAM PLAYOFF LOWS

MOST POINTS

Game:	125	Houston @ Minnesota	4/29/97
Half:	69	Houston @ Minnesota (2nd)	4/23/18
Quarter:	50	Houston @ Minnesota (3rd)	4/23/18
Overtime:	9	@ L.A. Lakers @ Sacramento	4/24/03; 5/10/04

MOST FIELD GOALS MADE

Game:	46	@ Dallas	4/24/02
-------	----	----------	---------

MOST FIELD GOALS ATTEMPTED

Game:	98	@ L.A. Lakers	4/24/03 (OT)
	96	@ Houston	4/18/18

HIGHEST FIELD-GOAL PERCENTAGE

Game:	.603	(44-73) Houston @ Minnesota	4/29/97
-------	------	-----------------------------	---------

MOST THREE-POINT FIELD GOALS MADE

Game:	18	@ Houston	4/25/18
-------	----	-----------	---------

MOST THREE-POINT FIELD GOALS ATTEMPTED

Game:	52	@ Houston	4/18/18
-------	----	-----------	---------

HIGHEST THREE-POINT FIELD-GOAL PERCENTAGE

Game:	.571	(8-14) San Antonio @ Minnesota	4/30/01
-------	------	--------------------------------	---------

MOST FREE THROWS MADE

Game:	32	Most recently: @ Memphis	4/16/22
-------	----	--------------------------	---------

MOST FREE THROWS ATTEMPTED

Game:	43	@ L.A. Lakers @ Memphis	5/25/04; 4/16/22
-------	----	----------------------------	---------------------

HIGHEST FREE-THROW PERCENTAGE

Game:	.944	(17-18) Portland @ Minnesota	4/30/00
-------	------	------------------------------	---------

MOST REBOUNDS

Game:	58	@ Houston	4/24/97
-------	----	-----------	---------

MOST OFFENSIVE REBOUNDS

Game:	20	@ Denver @ Denver	4/24/04; 4/27/04
-------	----	----------------------	---------------------

MOST DEFENSIVE REBOUNDS

Game:	42	@ Houston @ Houston	4/24/97; 4/18/18
-------	----	------------------------	---------------------

MOST ASSISTS

Game:	34	@ L.A. Lakers	5/1/03
-------	----	---------------	--------

MOST BLOCKED SHOTS

Game:	10	@ Dallas	4/21/02
-------	----	----------	---------

MOST STEALS

Game:	13	Most recently: Sacramento @ Minnesota	5/4/04
-------	----	---------------------------------------	--------

MOST PERSONAL FOULS

Game:	33	Memphis @ Minnesota	4/29/22
-------	----	---------------------	---------

MOST TURNOVERS

Game:	19	Most recently: Memphis @ Minnesota	4/29/02
-------	----	------------------------------------	---------

FEWEST POINTS

Game:	71	@ San Antonio L.A. Lakers @ Minnesota	5/11/99; 5/23/04
Half:	31	@ San Antonio (1st) Sacramento @ Minnesota (1st)	5/11/99; 5/19/04
Quarter:	9	Denver @ Minnesota (2nd)	4/21/04
Overtime:	9	@ L.A. Lakers @ Sacramento	4/24/03; 5/10/04

FEWEST FIELD GOALS MADE

Game:	25	@ San Antonio L.A. Lakers @ Minnesota	5/11/99; 5/23/04
-------	----	--	---------------------

FEWEST FIELD GOALS ATTEMPTED

Game:	63	@ San Antonio	5/11/99
-------	----	---------------	---------

LOWEST FIELD-GOAL PERCENTAGE

Game:	.333	(27-81) Sacramento @ Minnesota	5/14/04
-------	------	--------------------------------	---------

FEWEST THREE-POINT FIELD GOALS MADE

Game:	0	@ San Antonio	5/11/99
-------	---	---------------	---------

FEWEST THREE-POINT FIELD GOALS ATTEMPTED

Game:	7	@ San Antonio	5/9/99
-------	---	---------------	--------

LOWEST THREE-POINT FIELD-GOAL PERCENTAGE

Game:	.000	(0-8) @ San Antonio	5/11/99
-------	------	---------------------	---------

FEWEST FREE THROWS MADE

Game:	6	Denver @ Minnesota	4/30/04
-------	---	--------------------	---------

FEWEST FREE THROWS ATTEMPTED

Game:	10	Denver @ Minnesota	4/30/04
-------	----	--------------------	---------

LOWEST FREE-THROW PERCENTAGE

Game:	.471	(8-17) Sacramento @ Minnesota	5/19/04
-------	------	-------------------------------	---------

FEWEST REBOUNDS

Game:	28	Portland @ Minnesota	4/30/00
-------	----	----------------------	---------

FEWEST OFFENSIVE REBOUNDS

Game:	4	Houston @ Minnesota @ Dallas	4/29/97; 4/21/02
-------	---	---------------------------------	---------------------

FEWEST DEFENSIVE REBOUNDS

Game:	19	Portland @ Minnesota	4/30/00
-------	----	----------------------	---------

FEWEST ASSISTS

Game:	11	@ San Antonio	5/11/99
-------	----	---------------	---------

FEWEST BLOCKED SHOTS

Game:	1	Most recently: @ Memphis	4/19/22
-------	---	--------------------------	---------

FEWEST STEALS

Game:	1	@ Houston	4/24/97
-------	---	-----------	---------

FEWEST PERSONAL FOULS

Game:	14	@ San Antonio	5/11/99
-------	----	---------------	---------

FEWEST TURNOVERS

Game:	5	@ Houston	4/25/18
-------	---	-----------	---------



2018 PLAYOFFS VS. HOUSTON

FIRST ROUND: Houston wins series, 4-1

GAME 1 – APRIL 15 AT TOYOTA CENTER

	1	2	3	4	FINAL
Minnesota	21	26	25	29	101
Houston	27	27	22	28	104

Attendance – 18,055

Time – 2:21

HIGH SCORER
Wiggins 18
Harden 44

HIGH REB.
Towns 12
Capela 12

HIGH ASSIST
Teague 8
Harden 8

GAME 2 – APRIL 18 AT TOYOTA CENTER

	1	2	3	4	FINAL
Minnesota	23	17	18	24	82
Houston	18	37	25	22	102

Attendance – 18,055

Time – 2:17

HIGH SCORER
Bjelica 16
Paul 27

HIGH REB.
Towns 10
Capela 16

HIGH ASSIST
Jones/Wiggins 3
Paul 8

GAME 3 – APRIL 21 AT TARGET CENTER

	1	2	3	4	FINAL
Houston	28	23	24	30	105
Minnesota	27	25	35	34	121

Attendance – 18,978

Time – 2:16

HIGH SCORER
Butler 28
Harden 29

HIGH REB.
Towns 16
Capela 11

HIGH ASSIST
Teague 8
Harden 7

GAME 4 – APRIL 23 AT TARGET CENTER

	1	2	3	4	FINAL
Houston	21	29	50	19	119
Minnesota	21	28	20	31	110

Attendance – 18,978

Time – 2:14

HIGH SCORER
Harden 36
Towns 22

HIGH REB.
Capela 17
Towns 15

HIGH ASSIST
Paul 6
Butler/Teague 5

GAME 5 – APRIL 25 AT TOYOTA CENTER

	1	2	3	4	FINAL
Minnesota	26	33	15	30	104
Houston	25	30	30	37	122

Attendance – 18,055

Time – 2:15

HIGH SCORER
Towns 23
Capela 26

HIGH REB.
Towns 14
Capela 15

HIGH ASSIST
Teague 7
Harden 12



2018 PLAYOFF STATS VS. ROCKETS (1-4)

PLAYER	G	GS	MIN	FG-A	PCT	3FG-A	PCT	FT-A	PCT	--REBOUNDS--		TOT	AST	PF-DQ	STL	TO	BLK	PTS	AVG
										OFF	DEF								
Butler	5	5	170	28-63	.444	8-17	.471	15-18	.833	3	27	30	20	9-0	4	5	1	79	15.8
Wiggins	5	5	164	30-68	.441	7-21	.333	12-20	.600	5	21	26	10	14-0	2	9	2	79	15.8
Towns	5	5	170	28-60	.467	3-11	.273	17-23	.739	15	52	67	11	14-0	2	12	5	76	15.2
Rose	5	0	119	29-57	.509	7-10	.700	6-7	.857	1	8	9	13	9-0	2	8	0	71	14.2
Teague	5	5	153	23-51	.451	7-18	.389	12-17	.706	3	15	18	29	19-0	3	14	2	65	13.0
Crawford	5	0	123	21-47	.447	7-17	.412	10-13	.769	1	12	13	12	6-0	5	5	0	59	11.8
Gibson	5	5	123	14-22	.636	0-0	.000	3-3	1.000	7	13	20	2	8-0	1	4	2	31	6.2
Bjelica	5	0	47	7-16	.438	4-7	.571	5-7	.714	4	11	15	3	6-0	3	1	0	23	4.6
Dieng	5	0	70	6-18	.333	2-5	.400	3-4	.750	3	15	18	4	6-0	2	1	4	17	3.4
Brooks	2	0	3	2-3	.667	0-1	.000	0-2	.000	0	0	0	0	0-0	0	0	0	4	2.0
Jones	4	0	55	2-7	.286	0-2	.000	0-0	.000	0	9	9	8	0-0	1	1	0	4	1.0
Georges-Hunt	2	0	3	0-1	.000	0-0	.000	0-0	.000	1	0	1	0	0-0	0	0	0	0	0.0
TIMBERWOLVES	5		1200	190-413	.460	45-109	.413	83-114	.728	43	183	226	112	91-0	25	63	16	508	101.6
ROCKETS	5		1200	196-440	.445	75-217	.346	85-114	.746	45	171	216	104	88-1	34	42	31	552	110.4



2004 PLAYOFFS VS. L.A. LAKERS

WESTERN CONFERENCE FINALS: Los Angeles wins series, 4-2

GAME 1 – MAY 21 AT TARGET CENTER

	1	2	3	4	FINAL	
L.A. Lakers	23	23	32	19	—	97
Minnesota	24	20	23	21	—	88

Attendance – 19,552

Time – 2:26
HIGH SCORER
O’Neal 27
Sprewell 23

HIGH REB.
O’Neal 18
Olowokandi 11

HIGH ASSIST
Bryant/Fisher 6
Cassell 8

GAME 2 – MAY 23 AT TARGET CENTER

	1	2	3	4	FINAL	
L.A. Lakers	24	13	19	15	—	71
Minnesota	32	19	17	21	—	89

Attendance – 19,707

Time – 2:32
HIGH SCORER
Bryant 27
Garnett 24

HIGH REB.
O’Neal 16
Garnett 11

HIGH ASSIST
Bryant 6
Sprewell 8

GAME 3 – MAY 25 AT STAPLES CENTER

	1	2	3	4	FINAL	
Minnesota	17	18	30	24	—	89
L.A. Lakers	24	20	26	30	—	100

Attendance – 18,997

Time – 2:37
HIGH SCORER
Garnett 22
Bryant/O’Neal 22

HIGH REB.
Garnett 11
O’Neal 17

HIGH ASSIST
Garnett 7
Payton 9

GAME 4 – MAY 27 AT STAPLES CENTER

	1	2	3	4	FINAL	
Minnesota	24	16	20	25	—	85
L.A. Lakers	23	22	30	17	—	92

Attendance – 18,997

Time – 2:29
HIGH SCORER
Garnett 28
Bryant 31

HIGH REB.
Garnett 13
O’Neal 19

HIGH ASSIST
Garnett 9
Malone 8

GAME 5 – MAY 29 AT TARGET CENTER

	1	2	3	4	FINAL	
L.A. Lakers	21	19	23	33	—	96
Minnesota	14	32	27	25	—	98

Attendance – 20,109

Time – 2:35
HIGH SCORER
Bryant 23
Garnett 30

HIGH REB.
O’Neal 13
Garnett 19

HIGH ASSIST
Bryant 7
Sprewell 5

GAME 6 – MAY 31 AT STAPLES CENTER

	1	2	3	4	FINAL	
Minnesota	17	29	22	22	—	90
L.A. Lakers	28	20	19	29	—	96

Attendance – 18,997

Time – 2:40
HIGH SCORER
Sprewell 27
O’Neal 25

HIGH REB.
Garnett 17
O’Neal 11

HIGH ASSIST
Martin/Sprewell 5
Payton 8



2004 PLAYOFF STATS VS. LAKERS (2-4)

PLAYER	G	GS	MIN	FG-A	PCT	3FG-A	PCT	FT-A	PCT	--REBOUNDS--		AST	PF-DQ	STL	TO	BLK	PTS	AVG	
										OFF	DEF								
Garnett	6	6	265	57-123	.463	3-7	.429	25-32	.781	13	68	81	27	20-2	7	22	7	142	23.7
Sprewell	6	6	261	44-108	.407	10-34	.294	27-31	.871	4	20	24	30	10-0	9	14	0	125	20.8
Szocerbiak	6	0	182	28-68	.412	7-21	.333	26-28	.929	5	22	27	13	19-0	5	17	1	89	14.8
Cassell	4	3	64	13-30	.433	4-11	.364	7-7	1.000	0	2	2	10	7-0	1	3	1	37	9.3
Hassell	6	6	126	16-26	.615	1-1	1.000	4-4	1.000	2	1	3	7	15-0	3	1	0	37	6.2
Martin	5	3	106	9-31	.290	2-11	.182	8-8	1.000	4	4	8	14	6-0	2	1	0	28	5.6
Hoiberg	6	0	148	13-28	.464	4-10	.400	3-3	1.000	5	23	28	8	9-0	3	3	0	33	5.5
Madsen	6	0	72	8-14	.571	0-0	.000	2-4	.500	9	7	16	1	21-0	1	2	0	18	3.0
Johnson	6	4	80	5-7	.714	0-0	.000	3-6	.500	3	16	19	1	20-0	2	1	3	13	2.2
Olowokandi	6	2	102	5-16	.313	0-1	.000	3-4	.750	8	20	28	0	26-0	0	6	5	13	2.2
Trent	3	0	7	1-2	.500	0-1	.000	0-0	.000	1	0	1	0	0-0	0	0	0	2	0.7
Miller	5	0	27	1-4	.250	0-0	.000	0-0	.000	0	5	5	1	12-0	0	2	3	2	0.4
TIMBERWOLVES	6		1440	200-457	.438	31-97	.320	108-127	.850	54	188	242	112	165-2	33	77	20	539	89.8
LAKERS	6		1440	203-448	.453	38-108	.352	108-186	.581	72	180	252	152	126-1	33	66	27	552	92.0



2004 PLAYOFFS VS. SACRAMENTO KINGS

WESTERN CONFERENCE SEMIFINALS: Minnesota wins series, 4-3

GAME 1 – MAY 4 AT TARGET CENTER

	1	2	3	4	FINAL	Attendance – 18,792	Time – 2:25		
Sacramento	34	14	25	31	—	104	HIGH SCORER	HIGH REB.	HIGH ASSIST
Minnesota	27	20	26	25	—	98	Bibby 33	Miller 10	Bibby 7
							Cassell 40	Garnett 18	Garnett 7

GAME 2 – MAY 8 AT TARGET CENTER

	1	2	3	4	FINAL	Attendance – 19,599	Time – 2:33		
Sacramento	12	27	31	19	—	89	HIGH SCORER	HIGH REB.	HIGH ASSIST
Minnesota	17	32	24	21	—	94	Stojakovic 26	Miller 11	Bibby 8
							Garnett 28	Garnett/Johnson 11	Cassell 7

GAME 3 – MAY 10 AT ARCO ARENA

	1	2	3	4	OT	FINAL	Attendance – 17,317	Time – 3:08	
Minnesota	22	24	33	25	10	—	114	HIGH SCORER	HIGH REB.
Sacramento	18	28	23	35	9	—	113	Garnett 30	Garnett 15
								Stojakovic 29	Christie 12

GAME 4 – MAY 12 AT ARCO ARENA

	1	2	3	4	FINAL	Attendance – 17,317	Time – 2:30		
Minnesota	15	16	26	24	—	81	HIGH SCORER	HIGH REB.	HIGH ASSIST
Sacramento	21	21	17	28	—	87	Garnett 19	Garnett 21	Cassell/Garnett 6
							Webber 28	Webber 8	Bibby 12

GAME 5 – MAY 14 AT TARGET CENTER

	1	2	3	4	FINAL	Attendance – 19,818	Time – 2:35		
Sacramento	18	16	23	17	—	74	HIGH SCORER	HIGH REB.	HIGH ASSIST
Minnesota	18	20	26	22	—	86	Bibby 14	Miller 10	Bibby 6
							Sprewell 34	Madsen 13	Cassell 7

GAME 6 – MAY 16 AT ARCO ARENA

	1	2	3	4	FINAL	Attendance – 17,317	Time – 2:26		
Minnesota	30	14	19	24	—	87	HIGH SCORER	HIGH REB.	HIGH ASSIST
Sacramento	24	33	21	26	—	104	Sprewell 27	Garnett 10	Garnett 5
							Stojakovic 22	Stojakovic 8	Bibby 10

GAME 7 – MAY 19 AT TARGET CENTER

	1	2	3	4	FINAL	Attendance – 19,944	Time – 2:34		
Sacramento	16	15	29	20	—	80	HIGH SCORER	HIGH REB.	HIGH ASSIST
Minnesota	22	19	21	21	—	83	Christie 21	Three players 8	Bibby 8
							Garnett 32	Garnett 21	Cassell 7



2004 PLAYOFF STATS VS. KINGS (4-3)

PLAYER	G	GS	MIN	FG-A	PCT	3FG-A	PCT	FT-A	PCT	--REBOUNDS--		AST	PF-DQ	STL	TO	BLK	PTS	AVG	
										OFF	DEF								
Garnett	7	7	311	62-141	.440	2-8	.250	41-50	.820	18	90	108	30	20-0	12	31	24	167	23.9
Sprewell	7	7	308	51-123	.415	13-37	.351	18-25	.720	3	34	37	26	15-0	11	23	6	133	19.0
Cassell	7	7	249	45-97	.464	11-29	.379	24-32	.750	1	20	21	38	33-2	8	20	1	125	17.9
Hassell	7	7	203	29-63	.460	0-1	.000	6-6	1.000	8	10	18	13	15-0	0	9	6	64	9.1
Hoiberg	7	0	192	18-40	.450	15-30	.500	10-11	.909	3	26	29	11	13-0	8	4	0	61	8.7
Szczerbiak	3	0	44	8-18	.444	0-2	.000	6-6	1.000	4	2	6	4	3-0	1	2	0	22	7.3
Madsen	6	0	103	6-13	.462	0-0	.000	8-16	.500	15	14	29	1	18-0	3	4	2	20	3.3
Trent	6	0	55	6-18	.333	0-1	.000	5-8	.625	5	5	10	1	11-0	0	3	0	17	2.8
Johnson	7	7	156	9-21	.429	0-0	.000	1-1	1.000	13	27	40	8	19-0	6	1	3	19	2.7
Martin	6	0	42	2-11	.182	2-4	.500	5-6	.833	1	3	4	3	8-0	1	4	0	11	1.8
Olowokandi	4	0	42	2-9	.222	0-0	.000	0-0	.000	3	8	11	0	9-0	2	6	1	4	1.0
TIMBERWOLVES	7		1705	238-554	.430	43-112	.384	124-161	.770	74	239	313	135	164-2	52	111	43	643	91.9
KINGS	7		1705	237-574	.413	37-111	.333	140-177	.791	68	221	289	163	144-1	63	90	21	651	93.0



2004 PLAYOFFS VS. DENVER NUGGETS

FIRST ROUND: Minnesota wins series, 4-1

GAME 1 – APRIL 18 AT TARGET CENTER

	1	2	3	4	FINAL	Attendance – 18,503	Time – 2:28		
Denver	22	20	26	24	—	92	HIGH SCORER	HIGH REB.	HIGH ASSIST
Minnesota	31	20	28	27	—	106	Anthony/Camby 19 Cassell 40	Camby 8 Garnett 20	Boykins 5 Garnett/Sprewell 4

GAME 2 – APRIL 21 AT TARGET CENTER

	1	2	3	4	FINAL	Attendance – 18,101	Time – 2:27		
Denver	27	9	18	27	—	81	HIGH SCORER	HIGH REB.	HIGH ASSIST
Minnesota	28	22	16	29	—	95	Lenard 24 Sprewell 31	Anthony 9 Garnett 22	Anthony/Nené 3 Garnett 10

GAME 3 – APRIL 24 AT PEPSI CENTER

	1	2	3	4	FINAL	Attendance – 19,713	Time – 2:28		
Minnesota	18	23	25	20	—	86	HIGH SCORER	HIGH REB.	HIGH ASSIST
Denver	30	24	31	22	—	107	Sprewell 25 Anthony 24	Garnett 11 Camby 16	Garnett 8 Miller 6

GAME 4 – APRIL 27 AT PEPSI CENTER

	1	2	3	4	FINAL	Attendance – 19,694	Time – 2:41		
Minnesota	20	16	30	18	—	84	HIGH SCORER	HIGH REB.	HIGH ASSIST
Denver	20	16	27	19	—	82	Garnett 27 Lenard 28	Garnett 14 Camby 14	Garnett 5 Camby 5

GAME 5 – APRIL 30 AT TARGET CENTER

	1	2	3	4	FINAL	Attendance – 19,890	Time – 2:34		
Denver	19	26	21	25	—	91	HIGH SCORER	HIGH REB.	HIGH ASSIST
Minnesota	28	29	17	28	—	102	Camby/Miller 21 Garnett 28	Camby 15 Garnett/Madsen 7	Boykins/Lenard 4 Garnett 8



2004 PLAYOFF STATS VS. NUGGETS (4-1)

PLAYER	G	GS	MIN	FG-A	PCT	3FG-A	PCT	FT-A	PCT	--REBOUNDS--		AST	PF-DQ	STL	TO	BLK	PTS	AVG	
										OFF	DEF								
Garnett	5	5	207	49-108	.454	0-1	.000	31-43	.721	8	66	74	35	17-0	5	22	10	129	25.8
Cassell	5	5	184	36-75	.480	10-20	.500	21-22	.955	2	15	17	22	13-0	3	20	1	103	20.6
Sprewell	5	5	202	35-78	.449	14-25	.560	15-21	.714	4	14	18	16	10-0	9	10	6	99	19.8
Szoczerbiak	3	0	72	11-26	.423	3-6	.500	6-7	.857	0	6	6	3	9-0	0	5	1	31	10.3
Hassell	5	5	143	17-30	.567	0-0	.000	3-6	.500	11	12	23	7	12-0	7	6	1	37	7.4
Hoiberg	5	0	98	8-18	.444	3-8	.375	2-2	1.000	1	8	9	4	7-0	5	1	0	21	4.2
Johnson	5	5	120	5-10	.500	0-0	.000	6-9	.667	11	14	25	4	17-0	3	4	4	16	3.2
Olowokandi	5	0	80	5-12	.417	0-0	.000	4-4	1.000	5	8	13	2	15-0	0	5	5	14	2.8
Martin	5	0	34	3-9	.333	2-5	.400	3-6	.500	0	2	2	6	3-0	1	3	0	11	2.2
Madsen	5	0	47	3-5	.600	0-0	.000	3-9	.333	4	9	13	0	4-0	1	1	2	9	1.8
Trent	4	0	9	1-5	.200	0-0	.000	0-0	.000	0	1	1	1	0-0	0	0	0	2	0.5
Miller	3	0	4	0-0	.000	0-0	.000	1-2	.500	0	0	0	0	1-0	0	1	0	1	0.3
TIMBERWOLVES	5		1200	173-376	.460	32-65	.492	95-131	.725	46	155	201	100	108-0	34	82	30	473	94.6
NUGGETS	5		1200	186-436	.427	22-65	.338	59-84	.702	72	144	216	102	121-2	39	71	14	453	90.6



2003 PLAYOFFS VS. L.A. LAKERS

FIRST ROUND: Los Angeles wins series, 4-2

GAME 1 – APRIL 20 AT TARGET CENTER

	1	2	3	4	FINAL	Time – 2:18			
L.A. Lakers	39	27	22	29	—	117	HIGH SCORER	HIGH REB.	HIGH ASSIST
Minnesota	23	29	24	22	—	98	Bryant 39 Garnett 23	O'Neal 10 Garnett 14	Bryant/Horry 8 Garnett 7

GAME 2 – APRIL 22 AT TARGET CENTER

	1	2	3	4	FINAL	Time – 2:29			
L.A. Lakers	23	20	24	24	—	91	HIGH SCORER	HIGH REB.	HIGH ASSIST
Minnesota	28	29	31	31	—	119	Bryant/O'Neal 27 Hudson 37	O'Neal 14 Garnett 20	Bryant 8 Hudson 10

GAME 3 – APRIL 24 AT STAPLES CENTER

	1	2	3	4	OT	FINAL	Time – 3:15		
Minnesota	29	23	28	21	—	114	HIGH SCORER	HIGH REB.	HIGH ASSIST
L.A. Lakers	24	22	25	30	—	110	Garnett 33 Bryant 30	Garnett 14 O'Neal 17	Strickland 7 Bryant 6

GAME 4 – APRIL 27 AT STAPLES CENTER

	1	2	3	4	FINAL	Time – 2:40			
Minnesota	26	19	29	23	—	97	HIGH SCORER	HIGH REB.	HIGH ASSIST
L.A. Lakers	25	18	28	31	—	102	Garnett/Hudson 28 O'Neal 34	Garnett 18 O'Neal 23	Garnett 5 O'Neal 6

GAME 5 – APRIL 29 AT TARGET CENTER

	1	2	3	4	FINAL	Time – 2:21			
L.A. Lakers	28	30	36	26	—	120	HIGH SCORER	HIGH REB.	HIGH ASSIST
Minnesota	25	23	25	17	—	90	Bryant 32 Garnett 25	O'Neal 11 Garnett 16	George 6 Hudson 7

GAME 6 – MAY 1 AT STAPLES CENTER

	1	2	3	4	FINAL	Time – 2:30			
Minnesota	30	13	20	22	—	85	HIGH SCORER	HIGH REB.	HIGH ASSIST
L.A. Lakers	25	22	22	32	—	101	Garnett/Hudson 18 Bryant 31	Garnett 12 O'Neal 17	Garnett/Szczerbiak 5 O'Neal 9



2003 PLAYOFF STATS VS. LAKERS (2-4)

PLAYER	G	GS	MIN	FG-A	PCT	3FG-A	PCT	FT-A	PCT	--REBOUNDS--		AST	PF-DQ	STL	TO	BLK	PTS	AVG	
										OFF	DEF								
Garnett	6	6	265	71-138	.514	3-9	.333	17-28	.607	11	83	94	31	23-1	10	18	10	162	27.0
Hudson	6	6	221	44-106	.415	17-39	.436	36-38	.947	1	11	12	33	5-0	8	16	0	141	23.5
Szczerbiak	6	6	252	29-61	.475	3-14	.214	26-30	.867	6	24	30	13	19-0	6	18	1	87	14.5
Jackson	6	0	110	17-32	.531	0-1	.000	16-19	.842	10	23	33	8	19-0	2	9	1	50	8.3
Nesterovic	6	6	169	19-38	.500	0-0	.000	4-6	.667	9	21	30	4	28-1	1	5	4	42	7.0
Gill	6	0	118	10-27	.370	2-4	.500	9-14	.643	6	7	13	7	12-0	4	4	1	31	5.2
Peeler	6	5	166	13-38	.342	2-16	.125	1-2	.500	5	16	21	18	14-0	4	4	1	29	4.8
Strickland	6	0	73	11-21	.524	0-0	.000	6-6	1.000	0	6	6	17	5-0	4	8	2	28	4.7
Smith	5	1	40	4-6	.667	0-0	.000	6-6	1.000	0	6	6	0	14-0	1	3	1	14	2.8
Trent	6	0	42	5-14	.357	0-0	.000	4-6	.667	4	3	7	1	6-0	1	4	0	14	2.3
Woods	2	0	2	1-3	.333	0-0	.000	0-0	.000	1	0	1	0	0-0	0	0	0	2	1.0
Wilks	4	0	7	1-2	.500	1-1	1.000	0-0	.000	0	0	0	0	0-0	0	0	0	3	0.8
TIMBERWOLVES	6		1465	225-486	.463	28-84	.333	125-155	.806	53	200	253	132	145-2	41	95	21	603	100.5
LAKERS	6		1465	240-531	.452	49-133	.368	112-162	.691	82	182	264	156	144-2	51	72	34	641	106.8



2002 PLAYOFFS VS. DALLAS MAVERICKS

FIRST ROUND: Dallas wins series, 3-0

GAME 1 – APRIL 21 AT AMERICAN AIRLINES CENTER

	1	2	3	4	FINAL
Minnesota	31	16	26	21	94
Dallas	22	28	23	28	101

Attendance – 20,010
HIGH SCORER
Billups 25
Nowitzki 30

Time – 2:33
HIGH REB.
Garnett 21
Nowitzki 15

HIGH ASSIST
Billups 9
Van Exel 7

GAME 2 – APRIL 24 AT AMERICAN AIRLINES CENTER

	1	2	3	4	FINAL
Minnesota	28	31	28	23	110
Dallas	33	30	34	25	122

Attendance – 20,084
HIGH SCORER
Garnett 31
Nowitzki 31

Time – 2:29
HIGH REB.
Garnett 18
Nowitzki 15

HIGH ASSIST
Billups/Garnett 4
Nash 10

GAME 3 – APRIL 28 AT TARGET CENTER

	1	2	3	4	FINAL
Dallas	40	27	30	18	115
Minnesota	28	29	22	23	102

Attendance – 18,795

Time – 2:37
HIGH SCORER
Nowitzki 39
Garnett 22

HIGH REB.
Nowitzki 17
Garnett 17

HIGH ASSIST
Nash 11
Garnett 5



2002 PLAYOFF STATS VS. MAVERICKS (0-3)

PLAYER	G	GS	MIN	FG-A	PCT	3FG-A	PCT	FT-A	PCT	--REBOUNDS--		AST	PF-DQ	STL	TO	BLK	PTS	AVG	
										OFF	DEF								
Garnett	3	3	130	24-56	.429	1-2	.500	23-32	.719	16	40	56	15	11-0	5	12	5	72	24.0
Billups	3	3	134	23-51	.451	6-15	.400	14-20	.700	1	14	15	17	14-1	3	9	1	66	22.0
Szczerbiak	3	3	131	21-44	.477	2-9	.222	16-18	.889	9	12	21	6	8-0	2	8	0	60	20.0
Nesterovic	3	3	92	15-31	.484	0-0	.000	4-9	.444	6	14	20	3	10-0	1	4	0	34	11.3
Peeler	3	0	67	9-20	.450	5-9	.556	4-6	.667	1	12	13	2	5-0	4	6	0	27	9.0
Trent	3	0	48	8-16	.500	0-0	.000	3-6	.500	5	4	9	1	8-0	0	3	0	19	6.3
Smith	3	1	43	3-7	.429	0-0	.000	7-8	.875	4	7	11	0	8-0	0	1	1	13	4.3
Mitchell	3	2	34	3-9	.333	0-0	.000	2-2	1.000	0	2	2	3	5-0	1	0	1	8	2.7
Lopez	3	0	30	1-4	.250	1-2	.500	1-2	.500	1	0	1	1	6-0	1	1	0	4	1.3
Pack	3	0	10	1-5	.200	0-1	.000	1-1	1.000	0	0	0	0	5-0	0	1	0	3	1.0
Jackson	1	0	1	0-0	.000	0-0	.000	0-0	.000	0	0	0	0	1-0	0	0	0	0	0.0
TIMBERWOLVES	3		720	108-243	.444	15-38	.395	75-104	.721	43	105	148	48	81-1	17	47	8	306	102.0
MAVERICKS	3		720	118-256	.461	31-69	.449	71-81	.877	25	99	124	58	81-2	21	32	16	338	112.7



2001 PLAYOFFS VS. SAN ANTONIO SPURS

FIRST ROUND: San Antonio wins series, 3-1

GAME 1 – APRIL 21 AT THE ALAMODOME

	1	2	3	4	FINAL
Minnesota	24	13	28	17	— 82
San Antonio	25	26	12	24	— 87

Time – 2:29

HIGH SCORER
Garnett 25
Duncan 33

HIGH REB.
Garnett 13
Duncan 15

HIGH ASSIST
Brandon 8
Duncan/Ferry 4

GAME 2 – APRIL 23 AT THE ALAMODOME

	1	2	3	4	FINAL
Minnesota	16	20	15	18	— 69
San Antonio	20	30	24	12	— 86

Time – 2:19

HIGH SCORER
Garnett 18
Duncan 18

HIGH REB.
Garnett 12
Duncan/Robinson 11

HIGH ASSIST
Six with 2
Duncan/Porter 4

GAME 3 – APRIL 28 AT TARGET CENTER

	1	2	3	4	FINAL
San Antonio	19	23	24	18	— 84
Minnesota	24	23	21	25	— 93

Time – 2:32

HIGH SCORER
Robinson 22
Garnett 22

HIGH REB.
Robinson 17
Garnett 8

HIGH ASSIST
Anderson 4
Brandon 9

GAME 4 – APRIL 30 AT TARGET CENTER

	1	2	3	4	FINAL
San Antonio	19	25	27	26	— 97
Minnesota	19	24	20	21	— 84

Time – 2:25

HIGH SCORER
Duncan 24
Szczerebiak 20

HIGH REB.
Duncan 16
Garnett 15

HIGH ASSIST
Anderson 6
Brandon 6



2002 PLAYOFF STATS VS. SPURS (1-3)

PLAYER	G	GS	MIN	FG-A	PCT	3FG-A	PCT	FT-A	PCT	--REBOUNDS--		AST	PF-DQ	STL	TO	BLK	PTS	AVG	
										OFF	DEF								
Garnett	4	4	165	27-58	.466	0-3	.000	30-36	.833	10	38	48	17	13-0	4	6	6	84	21.0
Brandon	4	4	153	27-62	.435	4-9	.444	3-3	1.000	2	15	17	25	10-0	4	8	2	61	15.3
Szczerebiak	4	4	143	18-37	.486	0-1	.000	20-25	.800	4	14	18	10	6-0	5	12	3	56	14.0
Peeler	4	4	137	14-53	.264	6-17	.353	0-0	.000	3	11	14	7	10-0	7	6	1	34	8.5
Ellis	4	0	77	9-23	.391	0-1	.000	6-8	.750	7	7	14	0	13-0	1	5	3	24	6.0
Garrett	3	2	41	4-12	.333	0-0	.000	5-6	.833	2	7	9	0	6-0	1	0	1	13	4.3
Lopez	4	0	55	7-22	.318	1-5	.200	2-3	.667	4	7	11	5	5-0	4	2	0	17	4.3
Avery	2	0	12	3-6	.500	1-2	.500	0-0	.000	0	1	1	2	0-0	0	0	1	7	3.5
Slater	4	0	52	6-16	.375	0-0	.000	1-2	.500	5	9	14	0	15-1	2	3	3	13	3.3
Nesterovic	4	2	49	5-13	.385	0-0	.000	0-0	.000	5	7	12	3	9-0	1	3	3	10	2.5
Mitchell	4	0	50	2-10	.200	0-1	.000	2-2	1.000	1	6	7	3	5-0	1	1	0	6	1.5
Billups	3	0	26	1-6	.167	0-1	.000	1-1	1.000	1	4	5	2	5-0	0	1	0	3	1.0
TIMBERWOLVES	4		960	123-318	.387	12-40	.300	70-86	.814	44	126	170	74	97-1	30	51	23	328	82.0
SPURS	4		960	127-296	.429	24-58	.414	76-105	.724	40	132	172	76	82-0	21	56	18	354	88.5



2000 PLAYOFFS VS. PORTLAND TRAIL BLAZERS

FIRST ROUND: Portland wins series, 3-1

GAME 1 – APRIL 23 AT THE ROSE GARDEN

	Attendance – 20,044			Time – 2:31					
	1	2	3	4	FINAL		HIGH SCORER	HIGH REB.	HIGH ASSIST
Minnesota	22	25	28	13	—		Sealy 23	Garnett 10	Brandon 12
Portland	33	15	21	22	—		Pippen 28	Pippen 9	Stoudamire 4

GAME 2 – APRIL 26 AT THE ROSE GARDEN

	Attendance – 20,568			Time – 2:32					
	1	2	3	4	FINAL		HIGH SCORER	HIGH REB.	HIGH ASSIST
Minnesota	24	17	17	24	—		Garnett 23	Garnett 10	Brandon 6
Portland	19	21	27	19	—		Pippen 21	Pippen/Wallace 7	Stoudamire 6

GAME 3 – APRIL 30 AT TARGET CENTER

	Attendance – 19,006			Time – 2:24					
	1	2	3	4	FINAL		HIGH SCORER	HIGH REB.	HIGH ASSIST
Portland	20	20	28	19	—		Smith 22	Grant 7	Pippen/Stoudamire 6
Minnesota	24	23	21	26	—		Brandon 28	Garnett 13	Brandon 12

GAME 4 – MAY 2 AT TARGET CENTER

	Attendance – 19,006			Time – 2:26					
	1	2	3	4	FINAL		HIGH SCORER	HIGH REB.	HIGH ASSIST
Portland	18	18	21	28	—		Wallace/Sabonis 15	Sabonis 11	Pippen 6
Minnesota	22	18	24	13	—		Garnett 17	Garnett 10	Garnett 9



2000 PLAYOFF STATS VS. TRAIL BLAZERS (1-3)

PLAYER	G	GS	MIN	FG-A	PCT	3FG-A	PCT	FT-A	PCT	--REBOUNDS--		AST	PF-DQ	STL	TO	BLK	PTS	AVG	
										OFF	DEF								
Brandon	4	4	162	32-63	.508	4-11	.364	10-11	.909	4	19	23	34	11-0	3	8	0	78	19.5
Garnett	4	4	171	30-78	.385	2-3	.667	13-16	.813	13	30	43	35	12-0	5	11	3	75	18.8
Sealy	4	4	122	19-41	.463	1-3	.333	11-16	.688	5	13	18	5	10-0	2	8	0	50	12.5
Peeler	4	0	90	11-24	.458	2-10	.200	6-8	.750	2	7	9	5	9-0	3	1	1	30	7.5
Nesterovic	4	4	126	11-25	.440	0-0	.000	3-6	.500	5	8	13	6	20-1	3	4	7	25	6.3
Szczerbiak	4	4	94	12-30	.400	0-3	.000	0-0	.000	2	6	8	2	7-0	3	1	1	24	6.0
Mitchell	4	0	68	9-18	.500	2-5	.400	3-3	1.000	2	5	7	2	5-0	0	4	1	23	5.8
Jackson	3	0	30	4-8	.500	1-3	.333	6-6	1.000	0	5	5	4	4-0	2	2	1	15	5.0
Smith	4	0	79	8-17	.471	0-1	.000	2-2	1.000	7	5	12	1	15-0	3	4	1	18	4.5
Garrett	3	0	16	1-2	.500	0-0	.000	1-2	.500	1	1	2	0	2-0	0	0	1	3	1.0
Hammonds	1	0	2	0-0	.000	0-0	.000	0-0	.000	0	0	0	0	0-0	0	0	0	0	0.0
TIMBERWOLVES	4		960	137-306	.448	12-39	.308	55-70	.786	41	99	140	94	95-1	24	47	16	341	85.3
TRAIL BLAZERS	4		960	125-287	.436	23-62	.371	76-91	.835	35	106	141	78	84-1	21	51	15	349	87.3



1999 PLAYOFFS VS. SAN ANTONIO SPURS

FIRST ROUND: San Antonio wins series, 3-1

GAME 1 – MAY 9 AT THE ALAMODOME

	1	2	3	4	FINAL
Minnesota	26	23	17	20	86
San Antonio	26	24	23	26	99

Attendance – 22,356

Time – 2:21

HIGH SCORER
Garnett 21
Duncan 26

HIGH REB.
Garnett/Brandon 8
Duncan 12

HIGH ASSIST
Brandon 11
Johnson 10

GAME 2 – MAY 11 AT THE ALAMODOME

	1	2	3	4	FINAL
Minnesota	19	18	23	20	80
San Antonio	21	10	20	20	71

Attendance – 22,494

Time – 2:16

HIGH SCORER
Garnett 23
Duncan 18

HIGH REB.
Garnett 12
Duncan 16

HIGH ASSIST
Brandon 9
Elie 4

GAME 3 – MAY 13 AT TARGET CENTER

	1	2	3	4	FINAL
San Antonio	17	27	19	22	85
Minnesota	16	12	20	23	71

Attendance – 17,444

Time – 2:07

HIGH SCORER
Johnson 24
Garnett 23

HIGH REB.
Robinson 18
Garnett 12

HIGH ASSIST
Duncan/Robinson 7
Three with 2

GAME 4 – MAY 15 AT TARGET CENTER

	1	2	3	4	FINAL
San Antonio	21	23	20	28	92
Minnesota	26	16	21	22	85

Attendance – 15,898

Time – 2:31

HIGH SCORER
Robinson 19
Brandon 27

HIGH REB.
Robinson 11
Garnett 16

HIGH ASSIST
Johnson 6
Brandon/Garnett 8



1999 PLAYOFF STATS VS. SPURS (1-3)

PLAYER	G	GS	MIN	FG-A	PCT	3FG-A	PCT	FT-A	PCT	--REBOUNDS--		TOT	AST	PF-DQ	STL	TO	BLK	PTS	AVG
										OFF	DEF								
Garnett	4	4	170	35-79	.443	0-2	.000	17-23	.739	16	32	48	15	10-0	7	13	8	87	21.8
Brandon	4	4	161	31-69	.449	3-5	.600	12-13	.923	2	28	30	28	11-0	9	14	2	77	19.3
Mitchell	4	1	131	15-40	.375	1-6	.167	9-12	.750	5	9	14	6	13-0	1	8	2	40	10.0
Smith	4	4	120	11-37	.297	0-0	.000	8-11	.727	10	16	26	5	15-0	2	5	8	30	7.5
Peeler	4	4	125	11-35	.314	5-13	.385	0-0	.000	7	9	16	6	12-1	4	4	0	27	6.8
Garrett	4	3	92	10-18	.556	0-0	.000	2-5	.400	9	7	16	5	16-1	2	2	3	22	5.5
Sealy	4	0	70	8-23	.348	0-0	.000	4-5	.800	2	4	6	3	4-0	1	2	1	20	5.0
Nesterovic	3	0	29	4-8	.500	0-0	.000	0-0	.000	4	3	7	3	4-0	0	1	0	8	2.7
Hammonds	4	0	18	0-0	.000	0-0	.000	4-4	1.000	0	2	2	0	4-0	0	1	0	4	1.0
Jackson	4	0	27	2-10	.200	0-3	.000	0-0	.000	1	3	4	2	3-0	0	1	0	4	1.0
Robinson	4	0	10	1-4	.250	1-3	.333	0-0	.000	0	1	1	0	3-0	0	3	0	3	0.8
Patterson	2	0	7	0-0	.000	0-0	.000	0-0	.000	1	3	4	2	1-0	0	1	0	0	0.0
TIMBERWOLVES	4		960	128-323	.396	10-32	.313	56-73	.767	57	117	174	75	96-2	26	58	24	322	80.5
SPURS	4		960	128-291	.440	11-39	.282	80-109	.734	43	120	163	81	71-0	35	52	23	347	86.8



1998 PLAYOFFS VS. SEATTLE SUPERSONICS

FIRST ROUND: Seattle wins series, 3-2

GAME 1 – APRIL 24 AT KEYARENA

	1	2	3	4		FINAL	Attendance – 17,072	Time – 2:08	
Minnesota	21	11	26	25	—	83	HIGH SCORER Garnett 18	HIGH REB. Garnett 18	HIGH ASSIST Marbury 5
Seattle	34	19	29	26	—	108	Baker 25	Baker 12	Payton 7

GAME 2 – APRIL 26 AT KEYARENA

	1	2	3	4		FINAL	Attendance – 17,072	Time – 2:19	
Minnesota	28	22	27	21	—	98	HIGH SCORER Marbury 25	HIGH REB. Peeler 14	HIGH ASSIST Marbury 7
Seattle	20	25	26	22	—	93	Payton 32	Schrempf 10	McMillan 6

GAME 3 – APRIL 28 AT TARGET CENTER

	1	2	3	4		FINAL	Attendance – 19,006	Time – 2:16	
Seattle	28	18	26	18	—	90	HIGH SCORER Payton 26	HIGH REB. Baker 12	HIGH ASSIST Three with 5
Minnesota	24	26	17	31	—	98	Peeler 20	Garnett 8	Marbury 11

GAME 4 – APRIL 30 AT TARGET CENTER

	1	2	3	4		FINAL	Attendance – 19,006	Time – 2:14	
Seattle	28	18	21	25	—	92	HIGH SCORER Payton/Hawkins 24	HIGH REB. Baker 12	HIGH ASSIST Payton 8
Minnesota	21	22	20	25	—	88	Garnett 20	Garnett 10	Marbury 7

GAME 5 – MAY 2 AT KEYARENA

	1	2	3	4		FINAL	Attendance – 17,072	Time – 2:27	
Minnesota	27	20	17	20	—	84	HIGH SCORER Peeler 28	HIGH REB. Jordan 8	HIGH ASSIST Marbury 8
Seattle	24	20	27	26	—	97	Payton 29	Schrempf 11	Three with 4



1998 PLAYOFF STATS VS. SUPERSONICS (2-3)

PLAYER	G	GS	MIN	FG-A	PCT	3FG-A	PCT	FT-A	PCT	--REBOUNDS--		AST	PF-DQ	STL	TO	BLK	PTS	AVG	
										OFF	DEF								
Peeler	5	5	213	31-77	.403	15-31	.484	4-4	1.000	16	22	38	18	15-0	10	8	3	81	16.2
Garnett	5	5	194	36-75	.480	0-0	.000	7-9	.778	17	31	48	20	17-0	4	22	12	79	15.8
Porter	5	4	188	27-63	.429	10-25	.400	15-18	.833	7	18	25	16	10-0	5	4	0	79	15.8
Mitchell	5	5	177	26-58	.448	3-14	.214	17-19	.895	7	20	27	8	18-0	1	5	1	72	14.4
Marbury	5	5	209	22-72	.306	7-25	.280	18-23	.783	5	11	16	38	16-0	12	18	0	69	13.8
Hammonds	5	1	113	12-28	.429	0-0	.000	12-16	.750	10	12	22	2	18-0	0	4	1	36	7.2
Jordan	2	0	29	5-8	.625	1-1	1.000	1-2	.500	3	6	9	3	5-0	1	0	0	12	6.0
Williams	4	0	58	6-15	.400	1-2	.500	7-9	.778	2	7	9	11	14-0	3	3	1	20	5.0
Wheat	1	0	3	1-2	.500	0-0	.000	0-0	.000	0	1	1	0	0-0	1	0	0	2	2.0
Roberts	1	0	8	0-1	.000	0-0	.000	1-2	.500	1	1	2	0	0-0	0	1	0	1	1.0
Curley	2	0	7	0-0	.000	0-0	.000	0-0	.000	0	0	0	0	0-0	0	0	0	0	0.0
Parks	1	0	1	0-0	.000	0-0	.000	0-0	.000	0	0	0	0	0-0	0	0	0	0	0.0
TIMBERWOLVES	5		1200	166-399	.416	37-98	.378	82-102	.804	68	129	197	116	113-0	37	70	18	451	90.2
SUPERSONICS	5		1200	180-383	.470	32-106	.302	88-113	.779	57	148	205	115	112-2	42	69	19	480	96.0



1997 PLAYOFFS VS. HOUSTON ROCKETS

FIRST ROUND: Houston wins series, 3-0

GAME 1 – APRIL 24 AT THE SUMMIT

	1	2	3	4	FINAL	Attendance – 16,285	Time – 2:10	HIGH ASSIST
Minnesota	25	23	17	30	—	HIGH SCORER Marbury 28	HIGH REB. Garrett 9	Three with 4
Houston	31	30	27	24	—	Elie 21	Willis 13	Drexler 8

GAME 2 – APRIL 26 AT THE SUMMIT

	1	2	3	4	FINAL	Attendance – 16,285	Time – 2:29	HIGH ASSIST
Minnesota	20	23	22	19	—	HIGH SCORER Marbury 22	HIGH REB. Garrett 14	Marbury 6
Houston	24	17	25	30	—	Barkley 20	Barkley 15	Drexler 7

GAME 3 – APRIL 29 AT TARGET CENTER

	1	2	3	4	FINAL	Attendance – 19,006	Time – 2:18	HIGH ASSIST
Houston	32	27	32	34	—	HIGH SCORER Maloney 26	HIGH REB. Olajuwon 11	Drexler 9
Minnesota	29	30	32	29	—	Gugliotta 27	Garrett 15	Marbury 13



1997 PLAYOFF STATS VS. ROCKETS (0-3)

PLAYER	G	GS	MIN	FG-A	PCT	3FG-A	PCT	FT-A	PCT	--REBOUNDS--			AST	PF-DQ	STL	TO	BLK	PTS	AVG
										OFF	DEF	TOT							
Marbury	3	3	117	26-65	.400	6-20	.300	6-10	.600	2	10	12	23	9-0	2	9	0	64	21.3
Gugliotta	3	3	121	23-52	.442	3-4	.750	6-10	.600	2	14	16	13	13-0	7	6	2	55	18.3
Garrett	3	3	125	24-51	.471	1-1	1.000	3-3	1.000	14	14	28	11	6-0	4	4	3	52	17.3
Garrett	3	3	118	15-29	.517	0-0	.000	8-10	.800	19	16	35	4	11-0	2	1	3	38	12.7
West	3	3	87	12-22	.545	0-2	.000	9-9	1.000	0	4	4	6	11-0	2	1	1	33	11.0
Robinson	2	0	31	5-12	.417	4-10	.400	0-0	.000	1	2	3	3	4-0	2	1	0	14	7.0
Mitchell	3	0	47	6-13	.462	0-0	.000	5-8	.625	2	5	7	1	9-0	1	1	1	17	5.7
Porter	3	0	46	5-13	.385	3-9	.333	3-4	.750	1	2	3	9	2-0	2	2	2	16	5.3
Parks	1	0	11	2-3	.667	0-0	.000	0-0	.000	0	5	5	0	5-0	1	0	0	4	4.0
Heal	2	0	3	2-2	1.000	2-2	1.000	0-0	.000	0	0	0	1	0-0	0	0	0	6	3.0
Carr	1	0	8	0-2	.000	0-2	.000	0-0	.000	0	2	2	1	0-0	0	1	0	0	0.0
Vrankovic	1	0	6	0-2	.000	0-0	.000	0-0	.000	1	0	1	0	0-0	0	0	0	0	0.0
TIMBERWOLVES	3		720	120-266	.451	19-50	.380	40-54	.741	42	74	116	72	70-0	23	28	12	299	99.7
ROCKETS	3		720	115-231	.498	35-81	.432	68-90	.756	33	100	133	87	60-0	19	43	12	333	111.0



INDIVIDUAL CAREER PLAYOFF STATS

COMPOSITE 1997-2022 (20 WINS, 38 LOSSES)

(sorted by points scored)

PLAYER	G	GS	MIN	FG-A	PCT	3FG-A	PCT	FT-A	PCT	--REBOUNDS--		TOT	AST	PF-DQ	STL	TO	BLK	PTS	AVG
										OFF	DEF								
Kevin Garnett	47	47	2005	415-907	.458	12-36	.333	207-272	.761	136	492	628	236	149-3	63	161	88	1049	22.3
Wally Szczerbiak	29	17	917	127-284	.447	15-56	.268	100-114	.877	30	86	116	51	71-0	22	63	7	369	12.7
Latrell Sprewell	18	18	771	130-309	.421	37-96	.385	60-77	.779	11	68	79	72	35-0	29	47	12	357	19.8
Sam Cassell	16	15	498	94-202	.465	25-60	.417	52-61	.852	3	37	40	70	53-2	12	43	3	265	16.6
Anthony Peeler	26	18	795	89-247	.360	35-96	.365	15-20	.750	34	77	111	56	65-1	32	29	6	228	8.8
Terrell Brandon	12	12	476	90-194	.464	11-25	.440	25-27	.926	8	62	70	87	32-0	16	30	4	216	18.0
Karl-Anthony Towns	11	11	391	67-140	.479	13-33	.394	60-73	.822	26	106	132	24	39-0	6	39	17	207	18.8
Sam Mitchell	23	8	511	61-148	.412	6-26	.231	38-46	.826	17	47	64	23	55-0	5	19	6	166	7.2
Anthony Edwards	6	6	227	50-110	.455	23-57	.404	28-34	.824	4	21	25	18	22-0	7	15	7	151	25.2
Troy Hudson	6	6	221	44-106	.415	17-39	.436	36-38	.947	1	11	12	33	5-0	8	16	0	141	23.5
Trenton Hassell	18	18	475	62-119	.521	1-2	.500	13-16	.813	21	23	44	27	42-0	10	16	7	138	7.7
Stephon Marbury	8	8	332	48-137	.350	13-45	.289	24-33	.727	7	21	28	61	25-0	14	27	0	133	16.6
Rasho Nesterovic	20	15	465	54-115	.470	0-0	.000	11-21	.524	29	53	82	19	71-2	6	17	14	119	6.0
Fred Hoiberg	18	0	434	39-86	.453	22-48	.458	15-16	.938	9	57	66	23	29-0	16	8	0	115	6.4
Terry Porter	8	4	237	32-76	.421	13-34	.382	18-22	.818	8	20	28	25	12-0	7	6	2	95	11.9
Jimmy Butler	5	5	170	28-63	.444	8-17	.471	15-18	.833	3	27	30	20	9-0	4	5	1	79	15.8
Andrew Wiggins	5	5	164	30-68	.441	7-21	.333	12-20	.600	5	21	26	10	14-0	2	9	2	79	15.8
Dean Garrett	13	8	271	30-61	.492	0-0	.000	16-23	.696	31	31	62	9	35-1	5	3	8	76	5.8
Joe Smith	16	6	282	26-67	.388	0-1	.000	23-27	.852	21	34	55	6	52-0	6	13	11	75	4.7
D'Angelo Russell	6	6	196	24-72	.333	12-31	.387	12-16	.750	0	15	15	40	17-0	9	17	0	72	12.0
Derrick Rose	5	0	119	29-57	.509	7-10	.700	6-7	.857	1	8	9	13	9-0	2	8	0	71	14.2
Malik Sealy	8	4	193	27-64	.422	1-3	.333	15-21	.714	7	17	24	8	14-0	3	10	1	70	8.8
Chauncey Billups	6	3	161	24-57	.421	6-16	.375	15-21	.714	2	18	20	19	19-1	3	10	1	69	11.5
Patrick Beverley	6	6	194	21-49	.429	9-26	.346	15-22	.682	4	15	19	29	28-2	7	12	7	66	11.0
Jeff Teague	5	5	153	23-51	.451	7-18	.389	12-17	.706	3	15	18	29	19-0	3	14	2	65	13.0
Jamal Crawford	5	0	123	21-47	.447	7-17	.412	10-13	.769	1	12	13	12	6-0	5	5	0	59	11.8
Jaden McDaniels	6	0	130	18-34	.529	10-20	.500	10-12	.833	5	12	17	4	18-0	2	6	11	56	9.3
Tom Gugliotta	3	3	126	23-52	.442	3-4	.750	6-10	.600	2	14	16	13	13-0	7	6	2	55	18.3
Gary Trent	22	0	160	21-55	.382	0-2	.000	12-20	.600	15	13	28	4	25-0	1	10	0	54	2.5
Malik Beasley	6	0	119	19-44	.432	8-25	.320	5-6	.833	2	18	20	4	9-0	2	7	1	51	8.5
Marc Jackson	7	0	111	17-32	.531	0-1	.000	16-19	.842	10	23	33	8	20-0	2	9	1	50	7.1
Darrick Martin	16	3	183	14-51	.275	6-20	.300	16-20	.800	5	9	14	23	17-0	4	8	0	50	3.1
Ervin Johnson	18	16	357	19-38	.500	0-0	.000	10-16	.625	27	57	84	13	56-0	11	6	10	48	2.7
Mark Madsen	17	0	224	17-32	.531	0-0	.000	13-29	.448	28	30	58	2	43-0	5	7	4	47	2.8
Tom Hammonds	10	1	134	12-28	.429	0-0	.000	16-20	.800	10	14	24	2	22-0	0	5	1	40	4.0
Jarred Vanderbilt	6	6	129	13-27	.481	0-0	.000	7-10	.700	12	31	43	4	16-0	7	5	2	33	5.5
Doug West	3	3	91	12-22	.545	0-2	.000	9-9	1.000	0	4	4	6	11-0	2	1	1	33	11.0
Taj Gibson	5	5	123	14-22	.636	0-0	.000	3-3	1.000	7	13	20	2	8-0	1	4	2	31	6.2
Kendall Gill	6	0	119	10-27	.370	2-4	.500	9-14	.643	6	7	13	7	12-0	4	4	1	31	5.2
Jordan McLaughlin	5	0	83	12-17	.706	4-7	.571	3-4	.750	0	12	12	17	5-0	5	2	0	31	6.2
Michael Olowokandi	15	2	223	12-37	.324	0-1	.000	7-8	.875	16	36	52	2	50-0	2	17	11	31	2.1
Taurean Prince	5	0	65	10-27	.370	4-14	.286	6-7	.857	1	7	8	6	5-0	2	4	1	30	6.0
Rod Strickland	6	0	74	11-21	.524	0-0	.000	6-6	1.000	0	6	6	17	5-0	4	8	2	28	4.7
LaPhonso Ellis	4	0	76	9-23	.391	0-1	.000	6-8	.750	7	7	14	0	13-0	1	5	3	24	6.0
Naz Reid	5	0	54	7-17	.412	3-7	.429	7-7	1.000	2	12	14	0	14-0	1	5	6	24	4.8
Nemanja Bjelica	5	0	47	7-16	.438	4-7	.571	5-7	.714	4	11	15	3	6-0	3	1	0	23	4.6
Felipe Lopez	7	0	85	8-26	.308	2-7	.286	3-5	.600	5	7	12	6	11-0	5	3	0	21	3.0
Micheal Williams	4	0	57	6-15	.400	1-2	.500	7-9	.778	2	7	9	11	14-0	3	3	1	20	5.0
Bobby Jackson	7	0	55	6-18	.333	1-6	.167	6-6	1.000	1	8	9	6	7-0	2	3	1	19	2.7
Gorgui Dieng	5	0	70	6-18	.333	2-5	.400	3-4	.750	3	15	18	4	6-0	2	1	4	17	3.4



INDIVIDUAL CAREER PLAYOFF STATS (CONT.)

COMPOSITE 1997-2022 (20 WINS, 38 LOSSES)

(sorted by points scored)

PLAYER	G	GS	MIN	FG-A	PCT	3FG-A	PCT	FT-A	PCT	--REBOUNDS--			AST	PF-DQ	STL	TO	BLK	PTS	AVG
										OFF	DEF	TOT							
James Robinson	6	0	42	6-16	.375	5-13	.385	0-0	.000	1	3	4	3	7-0	2	4	0	17	2.8
Reggie Slater	4	0	51	6-16	.375	0-0	.000	1-2	.500	5	9	14	0	15-1	2	3	3	13	3.3
Reggie Jordan	2	0	30	5-8	.625	1-1	1.000	1-2	.500	3	6	9	3	5-0	1	0	0	12	6.0
William Avery	2	0	12	3-6	.500	1-2	.500	0-0	.000	0	1	1	2	0-0	0	0	1	7	3.5
Shane Heal	2	0	2	2-2	1.000	2-2	1.000	0-0	.000	0	0	0	1	0-0	0	0	0	6	3.0
Jaylen Nowell	1	0	12	3-10	.300	0-5	.000	0-0	.000	0	0	0	1	1-0	1	0	0	6	6.0
Aaron Brooks	2	0	3	2-3	.667	0-1	.000	0-2	.000	0	0	0	0	0-0	0	0	0	4	2.0
Tyus Jones	4	0	55	2-7	.286	0-2	.000	0-0	.000	0	9	9	8	0-0	1	1	0	4	1.0
Greg Monroe	2	0	7	2-5	.400	0-0	.000	0-0	.000	1	1	2	1	1-0	2	1	0	4	2.0
Cherokee Parks	2	0	12	2-3	.667	0-0	.000	0-0	.000	0	5	5	0	5-0	1	0	0	4	2.0
Oliver Miller	8	0	31	1-4	.250	0-0	.000	1-2	.500	0	5	5	1	13-0	0	3	3	3	0.4
Robert Pack	3	0	10	1-5	.200	0-1	.000	1-1	1.000	0	0	0	0	5-0	0	1	0	3	1.0
Mike Wilks	4	0	6	1-2	.500	1-1	1.000	0-0	.000	0	0	0	0	0-0	0	0	0	3	0.8
DeJuan Wheat	1	0	3	1-2	.500	0-0	.000	0-0	.000	0	1	1	0	0-0	1	0	0	2	2.0
Loren Woods	2	0	2	1-3	.333	0-0	.000	0-0	.000	1	0	1	0	0-0	0	0	0	2	1.0
Stanley Roberts	1	0	8	0-1	.000	0-0	.000	1-2	.500	1	1	2	0	0-0	0	1	0	1	1.0
Chris Carr	1	0	9	0-2	.000	0-2	.000	0-0	.000	0	2	2	1	0-0	0	1	0	0	0.0
Bill Curley	2	0	7	0-0	.000	0-0	.000	0-0	.000	0	0	0	0	0-0	0	0	0	0	0.0
Marcus Georges-Hunt	2	0	3	0-1	.000	0-0	.000	0-0	.000	1	0	1	0	0-0	0	0	0	0	0.0
Josh Okogie	1	0	2	0-0	.000	0-0	.000	0-0	.000	0	0	0	0	0-0	0	0	0	0	0.0
Andrae Patterson	2	0	7	0-0	.000	0-0	.000	0-0	.000	1	3	4	2	1-0	0	1	0	0	0.0
Stojko Vrankovic	1	0	6	0-2	.000	0-0	.000	0-0	.000	1	0	1	0	0-0	0	0	0	0	0.0
TIMBERWOLVES	58	58	13970	2026-4633	.437	367-978	.375	1049-1345	.780	607	1813	2420	1207	1386-13	391	835	278	5468	94.3
OPPONENTS	58	58	13970	2094-4700	.446	446-1239	.360	1104-1506	.733	647	1806	2453	1327	1252-15	428	720	267	5738	98.9

NBA



TEAM INFORMATION

Principal Owner & Chair of Board of Directors/NBA Governor: Tony Ressler
 Vice Chair of Board of Directors: Grant Hill
 President of Basketball Operations & General Manager: Travis Schlenk
 Head Coach: Nate McMillan
 Assistant Coaches: Joe Prunty, Nick Van Exel, Matt Hill, Jamelle McMillan, Mike Longabardi
 Head Athletic Trainer: Scottie Parker

Senior Vice President, Hawks Public Relations: Garin Narain
 Vice President, Basketball Communications: Jon Steinberg
 Manager, Basketball Communications: Billy Hartman

Home Court: State Farm Arena (16,888; 1999)
 Founded: 1949-50 - Tri-Cities Blackhawks; 1951-52 - Milwaukee Hawks; 1955-56 - St. Louis Hawks;
 1968-69 - Atlanta Hawks
 NBA Titles: One (1958)

SERIES FACTS

Overall: 23-40 • Home: 15-16 • Road: 8-24 • Preseason: 2-4
 Biggest Wolves Win: 24 (107-83 - 03/26/14, Home)
 Biggest Wolves Loss: 25 (87-112 - 12/22/09, Home)
 Current Overall Streak: L5 Home: L4 Road: L2
 Last Wolves Win: 125-113 @ Atlanta, 11/25/19
 Last Wolves Loss: 122-134 @ Atlanta, 01/19/22

GAME-BY-GAME

DATE	H/A	W/L	MIN-OPP	DATE	H/A	W/L	MIN-OPP
12/09/89	A	L	91-104	12/22/09	H	L	87-112
02/18/90	H	W	108-98	02/24/10	A	L	92-98
01/05/91	A	L	112-117*	11/05/10	H	L	103-113
04/11/91	H	W	112-98	11/14/10	A	L	105-111
12/28/91	A	L	122-125*	01/14/12	A	L	91-93
03/27/92	H	L	103-105	01/08/13	H	W	108-103
12/26/92	H	L	105-113	01/21/13	A	L	96-104
03/19/93	A	L	103-121	02/01/14	A	L	113-120
01/22/94	H	L	81-98	03/26/14	H	W	107-83
03/01/94	A	L	99-102	01/25/15	A	L	100-112
11/23/94	H	L	77-89	02/09/15	H	L	105-117
12/13/94	A	L	83-85*	11/09/15	A	W	117-107
12/12/95	A	W	85-78	11/25/15	H	W	99-95
02/25/96	H	L	76-92	12/21/16	A	W	92-84
01/14/97	A	L	93-95	12/26/16	H	W	104-90
04/12/97	H	L	66-80	01/29/18	A	L	100-105
01/27/98	H	W	113-96	03/28/18	H	W	126-114
04/05/98	A	W	97-96	12/28/18	H	L	120-123*
12/14/99	A	L	94-105	02/27/19	A	L	123-131*
04/04/00	H	W	86-76*	11/25/19	A	W	125-113
11/18/00	A	W	94-84	02/05/20	H	L	120-127
12/28/00	H	W	88-81	01/18/21	A	L	97-108
01/05/02	A	W	112-96	01/22/21	H	L	98-116
01/26/02	H	W	103-80	12/06/21	H	L	110-121
11/20/02	A	W	103-93	01/19/22	A	L	122-134
12/12/02	H	W	113-95				
01/02/04	H	W	93-75				
02/04/04	A	L	89-97				
01/26/05	H	W	104-87				
04/09/05	A	L	98-105				
04/05/06	A	L	99-101				
04/09/06	H	W	84-83				
01/17/07	H	L	88-105				
03/10/07	A	L	93-99				
11/24/07	H	L	87-94				
12/06/07	A	L	89-90				
02/04/09	H	L	86-94				
03/23/09	A	L	97-109				

2021-22 WOLVES VS. HAWKS (0-2)

DATE	SITE	FINAL SCORE	WOLVES HIGH	HAWKS HIGH	ATTENDANCE
12/06/21	Minnesota	L 110-121	Towns 31	Young 29	15,736
01/19/22	Atlanta	L 122-134	Russell 31	Young 37	15,199

MINNESOTA VS. ATLANTA

PLAYER	G-GS	MIN	FG-FGA	PCT	3FG-FGA	PCT	FT-FTA	PCT	OFF	DEF	TOT	AST	PF-DQ	STL	TO	BLK	PTS	AVG	HI
Russell	1-1	35	10-18	.556	5-13	.385	6-9	.667	0	2	2	5	2-0	2	4	1	31	31.0	31
Towns	2-2	75	17-37	.459	5-11	.455	9-13	.692	5	21	26	13	11-1	2	4	2	48	24.0	31
Beasley	2-0	59	15-34	.441	10-25	.400	0-1	.000	2	6	8	4	2-0	0	0	0	40	20.0	24
Edwards	2-2	64	13-35	.371	6-16	.375	8-8	1.000	2	4	6	7	3-0	2	4	3	40	20.0	20
Nowell	1-0	17	3-6	.500	2-3	.667	1-1	1.000	1	2	3	1	2-0	0	0	0	9	9.0	9
Reid	2-0	33	5-12	.417	2-4	.500	5-8	.625	3	7	10	1	2-0	1	3	2	17	8.5	10
Vanderbilt	2-2	52	7-12	.583	0-1	.000	2-2	1.000	9	12	21	4	6-1	4	1	0	16	8.0	10
McLaughlin	1-0	22	2-5	.400	1-2	.500	2-2	1.000	1	2	3	4	1-0	1	0	0	7	7.0	7
Prince	2-1	38	4-8	.500	2-4	.500	0-0	---	1	3	4	2	1-0	3	1	0	10	5.0	5
McDaniels	2-0	39	4-14	.286	1-3	.333	0-0	---	3	2	5	0	6-0	2	3	0	9	4.5	5
Bolmaro	1-1	18	1-6	.167	0-1	.000	0-0	---	2	1	3	0	3-0	1	1	0	2	2.0	2
Okogie	2-0	21	0-6	.000	0-3	.000	3-4	.750	2	1	3	0	2-0	1	0	0	3	1.5	3
Beverley	1-1	6	0-2	.000	0-0	---	0-0	---	1	0	1	2	0-0	0	0	0	0	0.0	0
TIMBERWOLVES	480	81-195	.415	34-86	.395	36-48	.750	32	63	95	43	41-2	19	21	8	232	116.0	122	
HAWKS	480	85-176	.483	40-87	.460	45-52	.865	19	69	88	65	43-1	12	24	17	255	127.5	134	

ATLANTA VS. MINNESOTA

PLAYER	G-GS	MIN	FG-FGA	PCT	3FG-FGA	PCT	FT-FTA	PCT	OFF	DEF	TOT	AST	PF-DQ	STL	TO	BLK	PTS	AVG	HI
Young	2-2	72	17-35	.486	10-19	.526	22-24	.917	2	10	12	25	2-0	3	10	0	66	33.0	37
Luwawu-Cabarrot	1-1	38	8-18	.444	7-14	.500	0-0	---	1	1	2	2	4-0	1	0	0	23	23.0	23
Hunter	1-1	34	9-16	.563	3-7	.429	1-2	.500	1	4	5	1	5-0	1	2	0	22	22.0	22
Gallinari	2-0	49	12-20	.600	7-13	.538	4-4	1.000	1	10	11	3	2-0	1	2	1	35	17.5	20
Okongwu	1-1	34	5-8	.625	0-0	---	7-9	.778	2	6	8	1	1-0	1	0	5	17	17.0	17
Collins	2-2	62	12-29	.414	3-8	.375	3-4	.750	6	12	18	4	10-1	2	2	3	30	15.0	17
Huerter	2-2	76	9-22	.409	4-11	.364	0-0	---	0	6	6	10	6-0	0	3	1	22	11.0	12
Capela	1-1	30	3-7	.429	0-0	---	3-4	.750	5	11	16	4	1-0	1	1	4	9	9.0	9
Williams	2-0	30	3-10	.300	1-6	.167	5-5	1.000	0	2	2	4	4-0	1	1	0	12	6.0	7
Dieng	2-0	17	3-4	.750	3-4	.750	0-0	---	1	4	5	2	6-0	0	0	2	9	4.5	9
Wright	2-0	35	3-5	.600	2-4	.500	0-0	---	0	3	3	9	2-0	1	0	1	8	4.0	5
Knox II (TOT)	1-0	3	1-2	.500	0-1	.000	0-0	---	0	0	0	0	0-0	0	0	0	2	2.0	2
Knox II (ATL)	1-0	3	1-2	.500	0-1	.000	0-0	---	0	0	0	0	0-0	0	0	0	2	2.0	2
Brown (TOT)	1-0	15	0-6	.000	0-3	.000	0-0	---	0	1	1	0	0-0	0	0	0	0	0.0	0
HAWKS	480	85-176	.483	40-87	.460	45-52	.865	19	69	88	65	43-1	12	24	17	255	127.5	134	
TIMBERWOLVES	480	81-195	.415	34-86	.395	36-48	.750	32	63	95	43	41-2	19	21	8	232	116.0	122	



TEAM INFORMATION

Managing Partner, Governor & Chief Executive Officer: Wyc Grousbeck
President of Basketball Operations: Brad Stevens
Head Coach: Ime Udoka
Assistant Coaches: Tony Dobbins, Joe Mazzulla, Aaron Miles, Damon Stoudamire, Ben Sullivan
Director of Performance: Art Horne

Vice President of Communications: Taylor Kielpinski-Rogers
Sr. Vice President of Communications: Christian Megliola
Director of Basketball Communications: Brian Olive
Vice President, Media Services/Alumni Relations: Jeff Twiss
Vice President of Public Relations: Heather Walker

Home Court: TD Garden (18,624; 1995)
Founded: 1946-47
NBA Titles: 17 (1956-57, 1958-59, 1959-60, 1960-61, 1961-62, 1962-63, 1963-64, 1964-65, 1965-66, 1967-68, 1968-69, 1973-74, 1975-76, 1980-81, 1983-84, 1985-86, 2007-08)

SERIES FACTS

Overall: 21-42 • Home: 13-19 • Road: 8-23 • Preseason: 3-5
 Biggest Wolves Win: 25 (110-85 - 01/30/06, Home)
 Biggest Wolves Loss: 33 (82-115 - 02/05/95, Road)
 Current Overall Streak: L1 Home: W1 Road: L15
 Last Wolves Win: 108-103 @ Minnesota, 12/27/21
 Last Wolves Loss: 112-134 @ Boston, 03/27/22

GAME-BY-GAME

DATE	H/A	W/L	MIN-OPP	DATE	H/A	W/L	MIN-OPP
11/17/89	A	L	99-116	11/04/09	H	L	90-92
02/02/90	H	W	116-105	12/20/09	A	L	104-122
01/28/91	H	L	87-108	01/03/11	A	L	93-96
02/27/91	A	L	111-116	03/27/11	H	L	82-85
01/04/92	H	W	100-96	03/30/12	H	L	79-100
01/10/92	A	W	104-94	12/05/12	A	L	94-104
11/06/92	A	L	92-113	04/01/13	H	W	110-100
12/15/92	H	L	119-124**	11/16/13	H	W	106-88
01/08/94	H	W	108-90	12/16/13	A	L	97-101
04/08/94	A	L	108-112	12/19/14	A	L	98-114
11/12/94	H	L	101-114	01/28/15	H	W	110-98
02/05/95	A	L	82-115	12/21/15	A	L	99-113
12/22/95	A	L	113-114	02/22/16	H	W	124-122
03/27/96	H	L	116-121	03/27/96	H	L	116-121
01/03/97	A	W	94-84	11/21/16	H	L	93-99
03/16/97	H	W	119-101	03/15/17	A	L	104-117
01/02/98	A	L	89-93	01/05/18	A	L	84-91
01/21/98	H	W	104-95	03/08/18	H	L	109-117
03/24/99	A	W	87-68	12/01/18	H	L	109-118
01/13/00	H	W	103-85	01/02/19	A	L	102-115
03/22/00	A	W	109-106	02/21/20	H	L	117-127
12/01/00	A	W	102-98	04/09/21	A	L	136-145*
01/15/01	H	L	102-107	05/15/21	H	L	108-124
02/01/02	A	W	98-98*	12/27/21	H	W	108-103
04/15/02	H	L	90-93	03/27/22	A	L	112-134
11/09/02	H	L	99-105				
12/20/02	A	L	99-108				
12/15/03	A	W	116-95				
03/07/04	H	L	77-80				
02/06/05	H	L	100-103				
03/06/05	A	W	99-97				
01/18/06	A	L	96-103				
01/30/06	H	W	110-85				
02/11/07	H	W	109-107				
03/04/07	A	L	117-124**				
01/25/08	A	L	86-87				
02/08/08	H	L	86-88				
11/21/08	H	L	78-95				
02/01/09	A	L	101-109				

2021-22 WOLVES VS. CELTICS (1-1)

DATE	SITE	FINAL SCORE	WOLVES HIGH	CELTICS HIGH	ATTENDANCE
12/27/21	Minnesota	W 108-103	Nowell 29	Brown 26	15,962
03/27/22	Boston	L 112-134	Edwards 24	Tatum 34	19,156

MINNESOTA VS. BOSTON

PLAYER	G-GS	MIN	FG-FGA	PCT	3FG-FGA	PCT	FT-FTA	PCT	OFF	DEF	TOT	AST	PF-DQ	STL	TO	BLK	PTS	AVG	HI
Edwards	1-1	37	9-16	.563	5-9	.556	1-1	1.000	0	5	5	6	2-0	1	5	0	24	24.0	24
Nowell	2-0	62	15-26	.577	8-12	.667	4-5	.800	2	6	8	5	3-0	1	1	1	42	21.0	29
Towns	1-1	35	8-15	.533	1-3	.333	2-4	.500	0	4	4	5	4-0	1	3	0	19	19.0	19
McDaniels	1-1	36	6-14	.429	2-7	.286	3-3	1.000	1	4	5	2	3-0	1	2	0	17	17.0	17
Beasley	1-1	39	6-18	.333	3-10	.300	0-0	---	1	7	8	2	1-0	0	2	0	15	15.0	15
Knight	2-1	34	10-13	.769	3-3	1.000	2-3	.667	3	10	13	4	5-0	1	2	1	25	12.5	20
Monroe	1-0	25	5-9	.556	0-0	---	1-1	1.000	3	6	9	6	3-0	2	2	1	11	11.0	11
Vanderbilt	1-1	18	5-7	.714	0-0	---	1-2	.500	2	2	4	0	2-0	0	0	0	11	11.0	11
Prince	1-0	25	4-10	.400	2-6	.333	0-0	---	0	4	4	0	1-0	1	0	1	10	10.0	10
Beverley	1-1	24	3-7	.429	1-4	.250	0-0	---	0	4	4	1	2-0	1	1	0	7	7.0	7
Reid	1-0	9	2-3	.667	1-1	1.000	1-2	.500	1	2	3	1	4-0	0	1	0	6	6.0	6
McLaughlin	2-1	49	4-13	.308	0-1	.000	3-6	.500	1	5	6	12	3-0	2	5	1	11	5.5	6
Layman	2-0	28	3-10	.300	0-4	.000	2-2	1.000	0	4	4	4	2-0	1	1	1	8	4.0	6
Okogie	2-1	20	3-6	.500	2-3	.667	0-0	---	1	2	3	0	1-0	0	1	2	8	4.0	5
Russell	1-1	31	1-6	.167	0-3	.000	2-2	1.000	0	1	1	6	2-0	2	2	0	4	4.0	4
Bolmaro	1-0	4	1-1	1.000	0-0	---	0-0	---	0	1	1	2	0-0	0	0	0	2	2.0	2
Silva	1-0	3	0-0	---	0-0	---	0-0	---	0	1	1	0	0-0	0	0	0	0	0.0	0
TIMBERWOLVES	480	85-174	.489	28-66	.424	22-31	.710	15	68	83	56	38-0	14	28	8	220	110.0	112	
CELTICS	480	82-176	.466	33-86	.384	40-49	.816	25	73	98	50	36-0	15	27	15	237	118.5	134	

BOSTON VS. MINNESOTA

PLAYER	G-GS	MIN	FG-FGA	PCT	3FG-FGA	PCT	FT-FTA	PCT	OFF	DEF	TOT	AST	PF-DQ	STL	TO	BLK	PTS	AVG	HI
Tatum	1-1	34	12-21	.571	5-11	.455	5-5	1.000	0	5	5	6	1-0	1	3	1	34	34.0	34
Brown	2-2	74	20-44	.455	5-13	.385	12-17	.706	4	16	20	6	3-0	0	7	1	57	28.5	31
Pritchard	2-1	66	12-29	.414	8-19	.421	3-3	1.000	2	8	10	11	4-0	1	2	1	35	17.5	24
Horford	1-1	34	6-11	.545	4-8	.500	0-0	---	2	7	9	6	1-0	1	1	1	16	16.0	16
G. Williams	2-1	56	6-12	.500	4-8	.500	6-6	1.000	2	7	9	1	5-0	1	3	1	22	11.0	15
R. Williams	2-2	46	9-13	.692	0-0	---	3-3	1.000	9	12	21	0	7-0	2	1	5	21	10.5	13
White (TOT)	2-1	53	5-10	.500	2-6	.333	7-7	1.000	1	3	4	10	4-0	2	4	0	19	9.5	15
White (BOS)	1-0	30	4-6	.667	2-4	.500	5-5	1.000	0	2	2	6	2-0	1	4	0	15	15.0	15
Martin (TOT)	1-0	18	4-9	.444	0-4	.000	0-0	---	1	0	1	0	1-0	0	2	0	8	8.0	8
Theis (TOT)	2-1	38	6-11	.545	1-3	.333	2-2	1.000	4	7	11	0	7-0	1	2	1	15	7.5	11
Theis (BOS)	1-0	18	2-5	.400	0-1	.000	0-0	---	2	4	6	0	5-0	1	1	1	4	4.0	4
Smart	1-1	27	3-9	.333	1-6	.167	0-0	---	0	3	3	7	3-0	2	4	0	7	7.0	7
Langford	1-1	36	2-9	.222	0-4	.000	2-4	.500	1	2	3	3	0-0	4	0	3	6	6.0	6
Nesmith	1-0	16	2-4	.500	0-2	.000	2-4	.500	0	4	4	1	3-0	1	0	0	6	6.0	6
Hauser	2-0	15	3-6	.500	3-6	.500	0-0	---	1	0	1	0	0-0	0	0	0	9	4.5	6
Parker	1-0	9	1-3	.333	1-2	.500	0-0	---	0	2	2	2	0-0	0	1	0	3	3.0	3
Dozier (TOT)	1-0	14	1-3	.333	0-1	.000	0-0	---	0	4	4	1	1-0	1	0	1	2	2.0	2
Herrangomez	1-0	16	0-3	.000	0-2	.000	2-2	1.000	2	1	3	1	2-0	0	0	1	2	2.0	2
Fitts (TOT)	2-0	6	0-1	.000	0-0	---	0-0	---	0	1	1	0	1-0	0	0	0	0	0.0	0
Kornet (TOT)	1-0	4	0-1	.000	0-0	---	0-0	---	0	0	0	0	0-0	0	0	0	0	0.0	0
Kornet (BOS)	1-0	4	0-1	.000	0-0	---	0-0	---	0	0	0	0	0-0	0	0	0	0	0.0	0
CELTICS	480	82-176	.466	33-86	.384	40-49	.816	25	73	98	50	36-0	15	27	15	237	118.5	134	
TIMBERWOLVES	480	85-174	.489	28-66	.424	22-31	.710												



TEAM INFORMATION

Governor: Joe Tsai
 Alternative Governor, General Manager: Sean Marks
 Head Coach: Steve Nash
 Assistant Coaches: Jacque Vaughn, Brian Keefe, Igor Kokoskov, Tiago Splitter, Royal Ivey, Ryan Forehan-Kelly
 Head Athletic Trainer/Physical Therapist: Sebastien Poirier

Senior Director of Public Relations: Aaron Harris
 Associate Director of Public Relations: Eli Pearlstein
 Public Relations Manager: Megan Walsh

Home Court: Barclays Center (17,732; 2012)
 Founded: 1967-68 - New Jersey Americans; 1968-69 - New York Nets; entered NBA - 1976-77; 1977-78 - New Jersey Nets; 2012-13 - Brooklyn Nets
 NBA Titles: One (1957-58)

SERIES FACTS

Overall: 36-27 • Home: 24-7 • Road: 12-20 • Preseason: 0-4
 Biggest Wolves Win: 30 (111-81 - 11/22/13, Home)
 Biggest Wolves Loss: 30 (97-127 - 4/13/21, Home)
 Current Overall Streak: W1 Home: W1 Road: L2
 Last Wolves Win: 136-125 @ Minnesota, 01/23/22
 Last Wolves Loss: 105-110 @ Brooklyn, 12/03/21

GAME-BY-GAME

DATE	H/A	W/L	MIN-OPP	DATE	H/A	W/L	MIN-OPP
12/05/89	H	W	92-90	10/28/09	H	W	95-93
02/21/90	A	L	93-95	12/23/09	A	W	103-99
03/20/91	A	L	111-118*	01/01/11	H	W	103-88
04/09/91	H	W	109-89	04/05/11	A	L	105-107
01/08/92	A	L	97-103	02/03/12	A	W	108-105
01/18/92	H	L	100-112	11/05/12	A	W	107-96
11/12/92	A	W	88-84	01/23/13	H	L	83-91
12/30/92	H	L	92-118	11/22/13	H	W	111-81
11/24/93	H	W	107-106	03/30/14	A	L	99-114
01/19/94	A	L	91-112	11/05/14	A	W	98-91
12/16/94	H	W	94-93	03/16/15	H	L	106-122
01/14/95	A	L	84-93	12/20/15	A	W	100-85
12/06/95	H	W	108-97	03/05/16	H	W	132-118
01/20/96	A	L	97-103*	11/08/16	A	L	110-119
01/09/97	A	W	110-107	01/28/17	H	W	129-109
04/02/97	H	W	94-89	01/03/18	A	L	97-98
12/26/97	H	W	116-96	01/27/18	H	W	111-97
01/10/98	A	W	108-101	11/12/18	H	W	120-113
02/20/00	H	L	89-91	11/23/18	A	W	112-102
03/24/00	A	W	116-115*	10/23/19	A	W	127-126*
12/12/00	A	L	94-116	12/30/19	H	W	122-115*
03/25/01	H	L	105-91	03/29/21	A	L	107-112
12/19/01	A	L	112-117*	04/13/21	H	L	97-127
03/31/02	H	W	86-85	12/03/21	A	L	105-110
11/04/02	A	L	82-106	01/23/22	H	W	136-125
11/23/02	H	L	82-96				
10/31/03	A	L	61-84				
02/25/04	H	W	81-68				
02/15/05	H	W	82-71				
03/26/05	A	W	96-75				
03/01/06	H	W	100-90				
03/23/06	A	L	82-86				
12/30/06	A	L	92-100				
01/13/07	H	W	109-98				
01/27/08	H	W	98-95				
02/12/08	A	L	88-92				
12/05/08	A	L	84-113				
03/29/09	H	W	108-99				

2021-22 WOLVES VS. NETS (1-1)

DATE	SITE	FINAL SCORE	WOLVES HIGH	NETS HIGH	ATTENDANCE
12/03/21	Brooklyn	L 105-110	Russell 21	Durant 30	17,732
01/23/22	Minnesota	W 136-125	Edwards 25	Irving 30	16,475

MINNESOTA VS. BROOKLYN

PLAYER	G-GS	MIN	FG-FGA	PCT	3FG-FGA	PCT	FT-FTA	PCT	OFF	DEF	TOT	AST	PF-DQ	STL	TO	BLK	PTS	AVG	HI
Towns	1-1	32	7-18	.389	2-7	.286	7-9	.778	0	7	7	2	3-0	2	3	2	23	23.0	23
Edwards	2-2	68	15-33	.455	5-15	.333	9-10	.900	0	3	3	8	3-0	5	9	0	44	22.0	25
Russell	2-2	66	13-35	.371	5-16	.313	13-13	1.000	0	8	8	21	5-0	2	6	0	44	22.0	23
Nowell	1-0	22	6-9	.667	1-1	1.000	3-3	1.000	0	2	2	3	1-0	0	1	0	16	16.0	16
McDaniels	1-1	27	6-11	.545	2-5	.400	0-0	---	2	4	1	1	1-0	0	0	1	14	14.0	14
Prince	2-1	39	9-12	.750	4-6	.667	4-5	.800	0	0	0	0	4-0	0	2	1	26	13.0	15
Reid	2-1	49	9-21	.429	3-8	.375	2-3	.667	5	7	12	2	5-0	1	1	3	23	11.5	19
Beasley	2-0	42	7-22	.318	4-14	.286	2-2	1.000	1	4	5	1	5-0	0	2	2	20	10.0	18
Vanderbilt	2-2	61	8-11	.727	0-0	---	3-4	.750	8	16	24	5	5-0	6	1	1	19	9.5	10
Bolmaro	1-0	25	1-3	.333	0-0	---	2-2	1.000	3	2	5	2	2-0	0	0	0	4	4.0	4
Okogie	2-0	29	2-4	.500	1-2	.500	0-0	---	2	2	4	0	5-0	0	0	0	5	2.5	5
Knight	2-0	15	1-6	.167	0-0	---	1-2	.500	5	2	7	0	3-0	0	1	1	3	1.5	3
Layman	1-0	1	0-0	---	0-0	---	0-0	---	0	0	0	0	0-0	0	0	0	0	0.0	0
McLaughlin	1-0	1	0-0	---	0-0	---	0-0	---	0	0	0	0	0-0	0	0	0	0	0.0	0
Wright	1-0	1	0-0	---	0-0	---	0-0	---	0	0	0	1	0-0	0	0	0	0	0.0	0
TIMBERWOLVES	480	84-185	.454	27-74	.365	46-55	.836	26	55	81	46	42-0	16	27	11	241	120.5	136	
NETS	480	84-171	.491	21-61	.344	46-56	.821	23	66	89	53	60-2	8	36	5	235	117.5	125	

BROOKLYN VS. MINNESOTA

PLAYER	G-GS	MIN	FG-FGA	PCT	3FG-FGA	PCT	FT-FTA	PCT	OFF	DEF	TOT	AST	PF-DQ	STL	TO	BLK	PTS	AVG	HI
Durant	1-1	38	9-18	.500	0-1	.000	12-13	.923	1	9	10	6	4-0	0	5	0	30	30.0	30
Irving	1-1	35	11-20	.550	3-8	.375	5-5	1.000	0	6	6	5	1-0	1	3	0	30	30.0	30
Mills	2-2	68	16-30	.533	9-19	.474	3-3	1.000	0	3	3	4	3-0	1	2	0	44	22.0	23
Harden	2-2	71	8-24	.333	1-9	.111	16-19	.842	0	12	12	22	6-0	3	12	0	33	16.5	20
Edwards	1-1	29	6-10	.600	3-7	.429	0-0	---	0	5	5	0	5-0	0	0	0	15	15.0	15
Aldridge	2-1	51	8-18	.444	1-2	.500	2-2	1.000	2	5	7	3	10-1	0	5	1	19	9.5	13
J. Johnson	2-0	45	8-13	.615	1-2	.500	1-2	.500	6	5	11	5	11-1	1	0	1	18	9.0	11
Sharpe	1-1	22	4-7	.571	0-0	---	0-0	---	6	3	9	0	3-0	0	2	1	8	8.0	8
Thomas	2-0	33	5-9	.556	2-5	.400	2-4	.500	0	4	4	1	2-0	0	1	0	14	7.0	11
Griffin	1-0	6	2-3	.667	1-2	.500	0-0	---	1	1	2	1	1-0	0	0	0	5	5.0	5
Bembry	2-1	43	4-7	.571	0-2	.000	1-2	.500	2	7	9	1	2-0	1	2	0	9	4.5	6
Millsap	1-0	10	1-3	.333	0-1	.000	2-4	.500	1	3	4	2	2-0	0	0	1	4	4.0	4
Brown	2-0	19	2-8	.250	0-2	.000	2-2	1.000	4	2	6	1	7-0	1	0	1	6	3.0	6
Carter	2-0	6	0-1	.000	0-1	.000	0-0	---	0	1	1	2	0-0	0	1	0	0	0.0	0
Claxton	1-0	3	0-0	---	0-0	---	0-0	---	0	0	0	0	3-0	0	1	0	0	0.0	0
NETS	480	84-171	.491	21-61	.344	46-56	.821	23	66	89	53	60-2	8	36	5	235	117.5	125	
TIMBERWOLVES	480	84-185	.454	27-74	.365	46-55	.836	26	55	81	46	42-0	16	27	11	241	120.5	136	



TEAM INFORMATION

Chairman: Michael Jordan
 Managing Partner & Alternate Governor: Curtis J. Polk
 President of Basketball Operations & GM: Mitch Kupchak
 Senior Vice President of Basketball Operations & Assistant General Manager: Buzz Peterson
 Head Coach: Steve Clifford
 Assistant Coaches: Tyrone Corbin, Bob Beyer, Rex Walters, Bruce Kruetzer, Brian O'Connor, Marlon Garnett, Jay Hernandez, Nick Friedman, Norman Richardson
 Director of Health Care & Sports Performance: Joe Sharpe

Chief Communications Officer: Mike Cristaldi
 Director of Basketball Communications: Brian Travis
 Manager of Basketball Communications: Maggie Young
 Senior Director of Corporate Communications: Josh Rosen

Home Court: Spectrum Center (19,077; 2005)
 Founded: 1988-89 - Charlotte Hornets; 2004-05 - Charlotte Bobcats; 2014-15 - Charlotte Hornets
 NBA Titles: None

SERIES FACTS

Overall: 22-40 • Home: 16-15 • Road: 6-25 • Preseason: 5-3
 Biggest Wolves Win: 29 (106-77- 11/9/90, Home)
 Biggest Wolves Loss: 33 (102-135- 3/3/21, Home)
 Current Overall Streak: W1 Home: W1 Road: L2
 Last Wolves Win: 126-120* @ Minnesota, 02/15/22
 Last Wolves Loss: 115-133 @ Charlotte, 11/26/21

GAME-BY-GAME

DATE	H/A	W/L	MIN-OPP	DATE	H/A	W/L	MIN-OPP
11/25/89	A	L	73-81	02/15/12	H	W	102-90
01/04/90	H	W	100-98	03/28/12	A	W	88-83
02/14/90	H	W	95-86	11/14/12	H	L	87-89
04/06/90	A	L	93-108	01/23/13	A	L	101-102
11/09/90	H	W	106-77	01/10/14	H	W	119-92
04/12/91	A	L	110-111**	03/14/14	A	L	93-105
03/10/92	A	L	96-105	01/19/15	A	L	80-105
04/19/92	H	W	130-107	03/22/15	H	L	98-109
03/18/93	A	L	85-113	11/10/15	H	L	95-104
03/21/93	H	L	95-99	03/07/16	A	L	103-108
12/14/93	A	L	85-101	11/15/16	H	L	108-115
03/11/94	H	L	91-97	12/03/16	A	W	125-120*
01/11/95	A	L	91-100	11/05/17	H	W	112-94
01/22/95	H	W	100-83	11/20/17	A	L	102-118
12/09/95	A	L	108-114	12/05/18	H	W	121-104
03/01/96	H	W	105-101	03/21/19	A	L	106-113
02/04/97	A	L	101-115	10/25/19	A	W	121-99
03/02/97	H	L	96-108	02/12/20	H	L	108-115
11/01/97	H	W	106-90	02/12/21	A	L	114-120
03/04/98	A	L	102-112	03/03/21	H	L	102-135
12/15/99	A	L	98-103	11/26/21	A	L	115-133
02/29/00	H	L	87-92	02/15/22	H	W	126-120*
12/22/00	H	L	74-83				
03/06/01	A	W	95-89				
12/21/01	H	W	94-89				
02/25/02	A	W	97-92				
01/05/05	A	L	84-102				
03/08/05	H	W	102-97				
11/19/05	H	W	102-89				
04/04/06	A	L	92-97				
01/01/07	A	W	102-96				
02/21/07	H	L	95-100				
03/04/08	H	L	89-109				
04/08/08	A	L	119-121				
12/01/08	A	L	90-100				
03/14/09	H	W	108-100				
02/10/10	H	L	92-93				
03/24/10	A	L	95-108				
11/15/10	A	L	110-113				
01/05/11	H	L	105-108*				

2021-22 WOLVES VS. HORNETS (1-1)

DATE	SITE	FINAL SCORE	WOLVES HIGH	HORNETS HIGH	ATTENDANCE
11/26/21	Charlotte	L 115-133	Towns 25	Oubre Jr. 27	19,314
02/15/22	Minnesota	W 126-120 (OT)	Towns 39	Bridges 28	17,136

MINNESOTA VS. CHARLOTTE

PLAYER	G-GS	MIN	FG-FGA	PCT	3FG-FGA	PCT	FT-FTA	PCT	OFF	DEF	TOT	AST	PF-DQ	STL	TO	BLK	PTS	AVG	HI
Towns	2-2	73	21-44	.477	5-14	.357	17-20	.850	5	17	22	9	7-0	2	6	1	64	32.0	39
Russell	2-2	66	13-35	.371	5-18	.278	5-9	.556	2	8	10	16	5-0	0	4	0	36	18.0	18
Beverley	1-1	36	5-12	.417	1-8	.125	4-8	.500	4	4	8	4	6-1	3	2	2	15	15.0	15
McDaniels	2-1	59	9-21	.429	1-10	.100	3-4	.750	5	6	11	3	6-0	4	4	3	22	11.0	18
Edwards	2-2	45	7-19	.368	2-10	.200	4-8	.500	3	6	9	3	3-0	2	2	1	20	10.0	11
Beasley	2-0	41	6-19	.316	5-15	.333	1-1	1.000	0	1	1	1	3-0	0	1	0	18	9.0	18
Vanderbilt	2-2	62	6-13	.462	0-0	---	3-6	.500	5	17	22	0	4-0	3	3	1	15	7.5	10
Nowell	2-0	13	6-11	.545	2-3	.667	0-0	---	0	1	1	3	0-0	0	1	0	14	7.0	9
Reid	2-0	25	4-10	.400	1-1	1.000	3-4	.750	3	6	9	2	4-0	1	0	2	12	6.0	7
Okogie	1-0	12	2-3	.667	0-1	.000	0-0	---	0	0	0	1	1-0	0	0	0	4	4.0	4
Prince	2-0	30	3-8	.375	2-5	.400	0-0	---	2	3	5	2	1-0	2	1	3	8	4.0	8
McLaughlin	2-0	31	3-9	.333	0-4	.000	1-2	.500	0	1	1	7	4-0	1	0	0	7	3.5	5
Bolmaro	1-0	4	1-3	.333	0-1	.000	0-0	---	2	0	2	2	2-0	0	0	0	2	2.0	2
Knight	1-0	2	1-1	1.000	0-0	---	0-0	---	0	0	0	0	0-0	0	0	0	2	2.0	2
Layman	1-0	7	1-1	1.000	0-0	---	0-0	---	1	1	2	0	0-0	0	1	1	2	2.0	2
TIMBERWOLVES	505	88-209	.421	24-90	.267	41-62	.661	32	71	103	53	46-1	18	26	14	241	120.5	126	
HORNETS	505	91-190	.479	31-73	.425	40-52	.769	23	83	106	63	51-1	14	30	14	253	126.5	133	

CHARLOTTE VS. MINNESOTA

PLAYER	G-GS	MIN	FG-FGA	PCT	3FG-FGA	PCT	FT-FTA	PCT	OFF	DEF	TOT	AST	PF-DQ	STL	TO	BLK	PTS	AVG	HI
Bridges	2-2	70	14-30	.467	6-12	.500	12-16	.750	3	17	20	8	7-0	1	5	2	46	23.0	28
Rozier	2-2	70	15-31	.484	4-10	.400	6-6	1.000	0	4	4	7	5-0	2	1	2	40	20.0	25
Harrell (TOT)	2-0	55	16-22	.727	0-0	---	7-10	.700	3	9	12	5	7-0	1	4	2	39	19.5	27
Harrell (CHA)	1-0	34	5-10	.500	0-0	---	2-2	1.000	2	5	7	2	3-0	1	2	2	12	12.0	12
Oubre	2-0	52	14-30	.467	7-17	.412	3-4	.750	3	2	5	1	6-0	3	2	0	38	19.0	27
Hayward	1-1	27	7-13	.538	2-5	.400	2-3	.667	2	4	6	6	2-0	0	5	3	18	18.0	18
Bail	2-2	70	12-32	.375	3-11	.273	5-8	.625	2	13	15	19	8-1	2	6	1	32	16.0	22
McDaniels	1-0	23	5-7	.714	3-4	.750	1-1	1.000	2	6	8	1	1-0	0	0	0	14	14.0	14
Plumlee	1-1	36	4-6	.667	0-0	---	6-8	.750	6	11	17	9	5-0	0	3	0	14	14.0	14
Washington	2-2	57	7-17	.412	6-12	.500	0-0	---	2	12	14	1	8-0	4	2	1	20	10.0	17
Martin	1-0	28	3-5	.600	0-1	.000	0-0	---	0	3	3	6	0-0	1	0	1	6	6.0	6
Thor	1-0	11	2-3	.667	0-1	.000	1-2	.500	1	2	3	1	2-0	0	1	1	5	5.0	5
Bouknight	1-0	4	0-1	.000	0-0	---	2-2	1.000	0	0	0	2	0-0	0	0	0	2	2.0	2
Jones	1-0	3	1-1	1.000	0-0	---	0-0	---	0	1	1	0	0-0	0	0	0	2	2.0	2
Richards	1-0	15	1-2	.500	0-0	---	0-0	---	0	3	3	0	4-0	0	1	1	2	2.0	2
Smith	1-0	6	1-2	.500	0-0	---	0-0	---	0	0	0	0	0-0	0	1	0	2	2.0	2
HORNETS	505	91-190	.479	31-73	.425	40-52	.769	23	83	106	63	51-1	14	30	14	253	126.5	133	
TIMBERWOLVES	505	88-209	.421	24-90	.267	41-62	.661	32	71	103	53	46-1	18	26	14	241	120.5	126	



TEAM INFORMATION

Chairman/Alternate NBA Governor: Jerry Reinsdorf
 President & Chief Operating Officer/NBA Governor – Michael Reinsdorf
 Executive Vice President, Basketball Operations: Arturas Karnisovas
 General Manager: Marc Eversley
 Head Coach: Billy Donovan
 Assistant Coaches: Maurice Cheeks, Chris Fleming, Josh Longstaff, John Bryant, Damian Cotter, Billy Schmidt
 Head Athletic Trainer: Todd Campbell

Executive Director of Public & Media Relations: Tim Hallam
 Director of Public and Media Relations: Matt Yob
 Director of Basketball Communications: Beth Esler

Home Court: United Center (20,917; 1994)
 Founded: 1966-67
 NBA Titles: Six (1990-91, 1991-92, 1992-93, 1995-96, 1996-97, 1997-98)

SERIES FACTS

Overall: 27-36 • Home: 16-16 • Road: 11-20 • Preseason: 9-9
 Biggest Wolves Win: 53 (127-74- 11/8/01, Home)
 Biggest Wolves Loss: 32 (99-131- 3/12/91, Away)
 Current Overall Streak: L2 Home: L1 Road: L2
 Last Wolves Win: 121-117 @ Minnesota, 04/11/21
 Last Wolves Loss: 120-124 @ Minnesota, 04/10/22

GAME-BY-GAME

DATE	H/A	W/L	MIN-OPP	DATE	H/A	W/L	MIN-OPP
11/08/89	H	L	84-96	01/09/10	A	L	96-110
12/26/89	A	L	99-112	02/19/10	H	L	94-100
11/07/90	H	L	91-96	12/11/10	A	L	82-113
03/12/91	A	L	99-131	03/30/11	H	L	91-108
02/22/92	A	L	90-105	01/10/12	H	L	100-111
03/05/92	H	L	100-113	11/10/12	A	L	80-87
11/17/92	H	L	103-124	03/24/13	H	L	97-104
03/23/93	A	L	100-107	01/27/14	A	W	95-86
12/22/93	A	L	98-106	04/09/14	H	L	87-102
03/20/94	H	L	80-90	11/01/14	H	L	105-106
11/11/94	H	L	100-112	02/27/15	A	L	89-96
01/20/95	A	L	86-93	11/07/15	A	W	102-93*
02/16/96	H	L	100-103	02/06/16	H	W	112-105
02/27/96	A	L	99-120	12/13/16	A	W	99-94
12/11/96	A	L	86-103	02/12/17	H	W	117-89
01/15/97	H	L	102-112	02/09/18	A	L	113-114
12/30/97	H	W	99-95	02/24/18	H	W	122-104
04/03/98	A	L	93-107	11/24/18	H	W	111-96
12/22/99	A	W	106-86	12/26/18	A	W	119-94
12/30/99	H	W	94-76	01/22/20	A	L	110-117
11/28/00	A	W	96-76	03/04/20	H	W	119-108
12/05/00	H	W	100-90	02/24/21	A	L	126-133*
11/08/01	H	W	127-74	04/11/21	H	W	121-217
12/22/01	A	W	95-74	02/11/22	A	L	122-134
12/27/02	A	W	113-100	04/10/22	H	L	120-124
04/13/03	H	W	119-95				
11/13/03	A	W	92-89*				
12/30/03	H	W	98-93				
12/11/04	A	L	88-89				
02/13/05	H	L	83-87				
01/11/06	H	W	99-93				
02/28/06	A	L	100-111				
12/09/06	A	W	91-81				
12/26/06	H	W	100-98				
01/29/08	A	L	85-96				
01/30/08	H	W	83-67				
01/03/09	A	W	102-92				
01/25/09	H	W	109-108*				

2021-22 WOLVES VS. BULLS (1-1)

DATE	SITE	FINAL SCORE	WOLVES HIGH	BULLS HIGH	ATTENDANCE
02/11/22	Chicago	L 122-134	Edwards 31	DeRozen 35	20,092
04/10/22	Minnesota	L 120-124	Knight 17	Williams 35	17,136

MINNESOTA VS. CHICAGO

PLAYER	G-GS	MIN	FG-FGA	PCT	3FG-FGA	PCT	FT-FTA	PCT	OFF	DEF	TOT	AST	PF-DQ	STL	TO	BLK	PTS	AVG	HI
Towns	1-1	37	12-19	.632	1-3	.333	2-3	.667	3	5	8	8	3-0	2	0	1	27	27.0	27
Edwards	2-2	55	15-30	.500	3-13	.231	6-8	.750	0	6	6	9	3-0	1	5	1	39	19.5	31
Russell	1-1	29	6-13	.462	2-6	.333	4-4	1.000	0	1	1	3	2-0	1	3	0	18	18.0	18
Knight	1-0	16	7-12	.583	1-3	.333	2-3	.667	2	6	8	3	4-0	0	1	0	17	17.0	17
Nowell	1-0	21	6-12	.500	3-5	.600	0-0	---	0	0	0	2	0-0	0	1	1	15	15.0	15
Okogie	1-0	21	5-7	.714	0-1	.000	3-4	.750	3	0	3	2	4-0	2	0	1	13	13.0	13
Bolmaro	1-0	18	4-9	.444	1-1	1.000	2-2	1.000	1	4	5	2	1-0	0	0	0	11	11.0	11
Layman	1-0	17	3-3	1.000	1-1	1.000	3-4	.750	0	3	3	0	0-0	1	0	0	10	10.0	10
Beasley	2-1	39	7-20	.350	4-14	.286	1-1	1.000	1	4	5	2	1-0	1	0	1	19	9.5	11
McDaniels	2-0	39	7-15	.467	2-7	.286	1-1	1.000	1	3	4	2	4-0	1	2	2	17	8.5	9
Monroe (TOT)	2-0	32	8-15	.533	0-0	---	1-2	.500	5	5	10	6	3-0	3	3	3	17	8.5	9
Monroe (MIN)	1-0	18	4-8	.500	0-0	---	1-2	.500	1	2	3	5	2-0	2	3	2	9	9.0	9
Reid	2-1	32	7-14	.500	3-7	.429	0-0	---	2	5	7	0	5-0	0	2	2	17	8.5	14
Beverley	2-2	45	4-12	.333	2-7	.286	5-6	.833	1	1	2	10	3-0	1	1	1	15	7.5	10
McLaughlin	2-0	33	3-4	.750	0-0	---	0-0	---	0	4	4	8	1-0	1	2	1	6	3.0	4
Vanderbilt	2-2	39	3-6	.500	0-1	.000	0-0	---	1	5	6	2	2-0	1	2	0	6	3.0	6
Prince	1-0	13	1-3	.333	1-2	.500	0-0	---	0	1	1	0	0-0	0	0	0	3	3.0	3
Wright	1-0	7	0-0	---	0-0	---	0-0	---	0	0	0	2	0-0	0	0	0	0	0.0	0
TIMBERWOLVES	480	94-187	.503	24-71	.338	30-38	.789	16	48	64	62	35-0	14	22	13	242	121.0	122	
BULLS	480	99-170	.582	24-52	.462	36-46	.783	22	69	91	54	37-0	15	38	6	258	129.0	134	

CHICAGO VS. MINNESOTA

PLAYER	G-GS	MIN	FG-FGA	PCT	3FG-FGA	PCT	FT-FTA	PCT	OFF	DEF	TOT	AST	PF-DQ	STL	TO	BLK	PTS	AVG	HI
DeRozan	1-1	38	14-22	.636	0-1	.000	7-7	1.000	0	6	6	6	1-0	1	0	0	35	35.0	35
Williams	1-1	41	10-21	.476	3-4	.750	12-14	.857	0	4	4	4	2-0	0	5	1	35	35.0	35
Vucevic	1-1	35	11-14	.786	2-4	.500	2-2	1.000	0	8	8	7	5-0	0	1	0	26	26.0	26
White	1-0	29	8-12	.667	6-10	.600	0-0	---	1	5	6	1	3-0	2	3	0	22	22.0	22
Dosunmu	2-2	87	15-25	.600	5-9	.556	5-7	.714	2	7	9	16	4-0	5	8	0	40	20.0	26
Green	2-2	71	14-21	.667	3-6	.500	0-0	---	2	9	11	3	4-0	2	3	0	31	15.5	23
Jones	1-0	29	3-5	.600	2-2	1.000	4-4	1.000	3	1	4	2	4-0	2	3	1	12	12.0	12
LaVine	1-1	37	5-14	.357	1-6	.167	1-3	.333	0	4	4	6	2-0	0	4	1	12	12.0	12
Brown	2-1	50	7-16	.438	2-8	.250	1-1	1.000	3	13	16	4	2-0	2	3	0	17	8.5	17
Bradley	2-0	28	6-9	.667	0-0	---	1-3	.333	8	4	12	2	4-0	0	3	3	13	6.5	11
Thompson (TOT)	3-1	48	6-15	.400	0-0	---	7-12	.583	8	9	17	0	6-0	1	0	0	19	6.3	10
Thompson (CHI)	1-1	15	4-6	.667	0-0	---	2-4	.500	2	3	5	0	2-0	0	0	0	10	10.0	10
Cook	1-0	4	1-2	.500	0-0	---	1-1	1.000	0	1	1	0	2-0	0	0	0	3	3.0	3
Hill (TOT)	2-0	17	1-3	.333	0-2	.000	0-0	---	1	4	5	3	2-0	1	1	0	2	1.0	2
Hill (CHI)	2-0	17	1-3	.333	0-2	.000	0-0	---	1	4	5	3	2-0	1	1	0	2	1.0	2
BULLS	480	99-170	.582	24-52	.462	36-46	.783	22	69	91	54	37-0	15	38	6	258	129.0	134	
TIMBERWOLVES	480	94-187	.503	24-71	.338	30-38	.789	16	48	64	62	35-0	14	22	13	242	121.0	122	



TEAM INFORMATION

Chairman: Dan Gilbert
 General Manager: Koby Altman
 Assistant General Manager: Mike Gansey
 Head Coach: John Beilein
 Associate Head Coach: J.B. Bickerstaff
 Assistant Coaches: Antonio Lang, Greg Buckner, Dan Geriot, JJ Outlaw
 Head Athletic Trainer: Steve Spiro

EVP & Chief Communications Officer: Tad Carper
 Director of Basketball Communications: B.J. Evans
 Basketball Communications Senior Manager: Jeff Schaefer
 Basketball Communications Manager: Cherome Owens

Home Court: Quicken Loans Arena (19,432; 1994)
 Founded: 1970-71
 NBA Titles: One (2015-16)

SERIES FACTS

Overall: 24-39 • Home: 13-19 • Road: 11-20 • Preseason: 0-2
 Biggest Wolves Win: 34 (129-95 - 12/04/10, Home)
 Biggest Wolves Loss: 33 (81-114 - 02/22/94, Road; 79-112 - 11/22/94, Road; and 81-114 - 01/29/02, Road)
 Current Overall Streak: W1 Home: L1 Road: W1
 Last Wolves Win: 127-122 @ Cleveland, 02/28/22
 Last Wolves Loss: 106-123 @ Minnesota, 12/10/21

GAME-BY-GAME

DATE	H/A	W/L	MIN-OPP	DATE	H/A	W/L	MIN-OPP
12/02/89	A	W	101-74	10/30/09	H	L	87-104
01/26/90	H	L	84-85	01/27/10	A	L	95-109
02/02/91	A	L	110-113*	12/04/10	H	W	129-95
03/22/91	H	W	110-105	12/26/10	A	W	98-97
01/07/92	H	L	98-113	01/06/12	H	L	87-98
02/02/92	A	L	95-106	12/07/12	H	W	91-73
01/09/93	A	L	93-116	02/11/13	A	W	100-92
03/04/93	H	L	95-103	11/04/13	A	L	93-92
02/18/94	H	L	78-85	11/13/13	H	W	124-95
02/22/94	A	L	81-114	12/23/14	A	L	104-125
11/22/94	A	L	79-112	01/31/15	H	L	90-106
03/17/95	H	W	80-77	01/08/16	H	L	99-125
12/15/95	H	L	88-100	01/25/16	A	L	107-114
12/19/95	A	L	95-100	02/01/17	A	L	97-125
12/14/96	H	L	93-101	02/14/17	H	L	108-116
12/30/96	A	L	96-108	01/08/18	H	W	127-99
11/21/97	H	L	80-103	02/07/18	A	L	138-140*
02/02/98	A	L	99-109	10/19/18	H	W	131-123
12/20/99	A	W	100-94	11/26/18	A	W	102-95
03/21/00	H	W	111-107*	12/28/19	H	L	88-94
02/01/01	A	W	90-81	01/05/20	A	W	118-103
03/18/01	H	W	91-76	01/31/21	H	W	109-104
11/13/01	H	L	103-107	02/01/21	A	L	98-100
01/29/02	A	L	81-114	12/10/21	H	L	106-123
02/12/03	A	W	102-91	02/28/22	A	W	127-122
02/28/03	H	W	118-95				
11/21/03	A	W	97-83				
02/06/04	H	W	103-92				
12/21/04	A	L	97-107				
02/17/05	H	W	94-88				
11/26/05	A	W	89-85				
02/08/06	H	L	91-97				
11/17/06	A	L	76-92				
04/03/07	H	L	88-101				
11/21/07	H	L	86-97				
02/29/08	A	L	84-92				
12/17/08	H	L	70-93				
03/27/09	A	L	85-107				

2021-22 WOLVES VS. CAVALIERS (1-1)

DATE	SITE	FINAL SCORE	WOLVES HIGH	CAVALIERS HIGH	ATTENDANCE
12/10/21	Minnesota	L 106-123	Towns 21	Allen 21	15,694
02/28/22	Cleveland	W 127-122	Russell 25	Love 26	18,421

MINNESOTA VS. CLEVELAND

PLAYER	G-GS	MIN	FG-FGA	PCT	3FG-FGA	PCT	FT-FTA	PCT	OFF	DEF	TOT	AST	PF-DQ	STL	TO	BLK	PTS	AVG	HI
Russell	1-1	35	8-17	.471	4-8	.500	5-6	.833	1	3	4	3	3-0	1	4	1	25	25.0	25
Towns	2-2	65	15-32	.469	1-11	.091	7-8	.875	4	7	11	5	8-0	2	6	4	38	19.0	21
Edwards	2-2	65	13-30	.433	2-13	.154	2-2	1.000	3	5	8	6	6-0	6	7	1	30	15.0	17
Beasley	2-0	47	9-21	.429	6-14	.429	0-0	---	1	4	5	3	3-0	0	0	0	24	12.0	15
Prince	2-1	31	7-11	.636	2-5	.400	8-9	.889	1	1	2	3	4-0	3	1	0	24	12.0	15
McDaniels	2-0	39	7-13	.538	5-8	.625	3-3	1.000	0	5	5	2	8-0	0	3	0	22	11.0	17
Nowell	1-0	15	4-7	.571	2-3	.667	0-2	.000	0	1	1	3	0-0	0	0	0	10	10.0	10
Beverley	2-2	57	6-15	.400	4-10	.400	2-2	1.000	2	3	5	13	5-0	2	2	3	18	9.0	11
Vanderbilt	2-2	57	6-10	.600	1-1	1.000	4-7	.571	2	15	17	4	6-0	3	1	2	17	8.5	9
Reid	2-0	28	6-15	.400	1-6	.167	1-2	.500	0	2	2	2	4-0	1	3	0	14	7.0	8
Knight	1-0	4	0-0	---	0-0	---	4-4	1.000	0	3	3	0	0-0	0	0	0	4	4.0	4
Layman	1-0	5	1-2	.500	1-1	1.000	0-0	---	0	1	1	1	1-0	0	0	0	3	3.0	3
Bolmaro	1-0	16	0-2	.000	0-1	.000	2-2	1.000	1	1	2	1	2-0	2	0	0	2	2.0	2
McLaughlin	1-0	13	1-2	.500	0-0	---	0-0	---	2	1	3	7	0-0	1	0	0	2	2.0	2
Okogie	1-0	4	0-1	.000	0-0	---	0-0	---	1	1	2	1	0-0	0	0	0	0	0.0	0
TIMBERWOLVES	480	83-178	.466	29-81	.358	38-47	.809	18	53	71	54	50-0	21	27	11	233	116.5	127	
CAVALIERS	480	85-159	.535	28-70	.400	47-56	.839	16	69	85	63	40-0	13	39	10	245	122.5	123	

CLEVELAND VS. MINNESOTA

PLAYER	G-GS	MIN	FG-FGA	PCT	3FG-FGA	PCT	FT-FTA	PCT	OFF	DEF	TOT	AST	PF-DQ	STL	TO	BLK	PTS	AVG	HI
Love	2-0	49	11-24	.458	8-17	.471	14-14	1.000	1	17	18	8	0-0	2	4	1	44	22.0	26
Allen	2-2	60	18-21	.857	0-0	---	6-7	.857	4	14	18	3	5-0	1	3	3	42	21.0	21
Goodwin	1-1	35	7-13	.538	2-4	.500	1-1	1.000	2	2	4	12	4-0	2	0	0	17	17.0	17
Osman	2-0	56	10-19	.526	6-12	.500	8-10	.800	1	1	2	9	7-0	4	4	0	34	17.0	21
Markkanen	2-2	57	9-15	.600	5-11	.455	6-8	.750	0	6	6	3	4-0	2	6	0	29	14.5	19
Mobley	2-2	58	10-18	.556	1-4	.250	5-6	.833	2	16	18	5	7-0	0	7	4	26	13.0	15
Garland	1-1	31	5-10	.500	2-5	.400	0-0	---	0	2	2	12	2-0	1	5	0	12	12.0	12
Okoro	2-2	59	8-15	.533	2-6	.333	4-5	.800	4	4	8	2	2-0	1	1	1	22	11.0	16
LeVert (TOT)	1-1	34	3-14	.214	1-7	.143	2-2	1.000	2	2	4	3	2-0	0	0	0	9	9.0	9
Rubio	1-0	23	2-9	.222	1-4	.250	1-2	.500	1	3	4	8	3-0	0	3	0	6	6.0	6
Pangos	1-0	5	2-4	.500	1-3	.333	0-0	---	0	1	1	0	1-0	0	0	0	5	5.0	5
Rondo (TOT)	2-0	47	4-11	.364	2-7	.286	0-0	---	2	11	13	16	3-0	2	8	0	10	5.0	7
Fall	1-0	5	1-3	.333	0-0	---	0-1	.000	0	0	0	0	1-0	0	0	1	2	2.0	2
Frazier (TOT)	1-0	4	1-1	1.000	0-0	---	0-0	---	0	0	0	1	1-0	0	1	0	2	2.0	2
Frazier (CLE)	1-0	4	1-1	1.000	0-0	---	0-0	---	0	0	0	1	1-0	0	1	0	2	2.0	2
Stevens	2-0	11	1-4	.250	0-1	.000	2-2	1.000	0	0	0	0	2-0	0	1	0	4	2.0	4
Valentine	1-0	5	0-0	---	0-0	---	0-0	---	0	1	1	0	0-0	0	0	0	0	0.0	0
Wade	2-0	20	0-3	.000	0-3	.000	0-0	---	1	2	3	0	1-0	0	0	0	0	0.0	0
CAVALIERS	480	85-159	.535	28-70	.400	47-56	.839	16	69	85	63	40-0	13	39	10	245	122.5	123	
TIMBERWOLVES	480	83-178	.466	29-81	.358	38-47	.809	18	53	71	54	50-0	21	27	11	233	116.5	127	



TEAM INFORMATION

Owner: Mark Cuban
 General Manager: Nico Harrison
 Vice President of Basketball Operations: Michael Finley
 Assistant General Manager: Keith Grant
 Head Coach: Jason Kidd
 Assistant Coaches: Darrell Armstrong, Sean Sweeney, Kristi Toliver, Greg St. Jean, Jared Dudley
 Head Athletic Trainer: Dionne Calhoun

Vice President of Basketball Communications: Scott Tomlin
 Director of Basketball Communications: Alan Rakowski
 Manager of Basketball Communications: Kristen Deahl
 Basketball Communications Coordinator: Dave Maurer

Home Court: American Airlines Center (19,200; 2001)
 Founded: 1980-81
 NBA Titles: One (2010-11)



2021-22 WOLVES VS. MAVERICKS (2-2)

DATE	SITE	FINAL SCORE	WOLVES HIGH	MAVERICKS HIGH	ATTENDANCE
12/19/21	Minnesota	W 111-105	Towns 24	Hardaway Jr. 28	16,127
12/21/21	Dallas	L 102-114	Towns 26	Brunson 28	20,056
03/21/22	Dallas	L 108-110	Towns 22	Powell 22	20,077
03/25/22	Minnesota	W 116-95	Towns 20	Dončić 24	17,136

MINNESOTA VS. DALLAS

PLAYER	G-GS	MIN	FG-FGA	PCT	3FG-FGA	PCT	FT-FTA	PCT	OFF	DEF	TOT	AST	PF-DQ	STL	TO	BLK	PTS	AVG	HI
Towns	4-4	138	30-56	.536	8-16	.500	24-26	.923	9	29	38	17	13-0	4	12	3	92	23.0	26
Russell	4-4	130	24-66	.364	8-30	.267	13-14	.929	0	13	13	27	8-0	2	7	0	69	17.3	22
Edwards	2-2	70	11-27	.407	3-9	.333	6-6	.750	0	12	12	7	4-0	1	3	0	31	15.5	19
Prince	2-1	45	11-23	.478	5-12	.417	4-4	1.000	1	8	9	1	4-0	0	0	1	31	15.5	17
McDaniels	2-1	71	9-16	.563	2-7	.286	3-3	1.000	1	8	9	4	6-0	2	1	0	23	11.5	12
Beasley	2-2	105	15-35	.429	11-28	.393	3-4	.750	0	8	8	4	6-0	2	5	0	44	11.0	22
Beverley	3-3	87	7-22	.318	3-11	.273	11-17	.647	6	10	16	10	8-0	4	4	4	28	9.3	10
Nowell	4-0	73	12-26	.462	2-9	.222	7-8	.875	1	9	10	7	5-0	1	2	0	33	8.3	16
McLaughlin	3-0	52	8-15	.533	3-7	.429	3-5	.600	2	9	11	7	4-0	1	3	0	22	7.3	16
Vanderbilt	3-3	75	8-12	.667	0-0	---	4-8	.500	2	17	24	2	9-0	3	2	1	22	7.3	12
Reid	4-0	70	10-19	.526	5-8	.625	3-4	.750	2	10	12	3	7-0	3	2	2	28	7.0	11
Layman	2-0	12	2-5	.400	1-3	.333	1-1	1.000	0	0	0	0	2-0	0	1	0	6	3.0	3
Okogie	1-0	4	1-2	.500	1-2	.500	0-0	---	0	0	0	1	1-0	0	0	0	3	3.0	3
Knight	2-0	2	2-6	.333	0-0	---	1-2	.500	5	1	6	1	4-0	0	1	2	5	2.5	3
Bolmaro	3-1	16	0-1	.000	0-0	---	0-0	---	2	1	3	1	2-0	0	1	0	0	0.0	0
TIMBERWOLVES	960	151-331	456	52-142	.366	83-104	.798	36	135	171	99	83-0	23	44	13	437	109.3	116	114
MAVERICKS	960	153-341	449	47-164	.287	71-85	.835	34	143	177	105	87-1	25	46	13	424	106.0	114	114

DALLAS VS. MINNESOTA

PLAYER	G-GS	MIN	FG-FGA	PCT	3FG-FGA	PCT	FT-FTA	PCT	OFF	DEF	TOT	AST	PF-DQ	STL	TO	BLK	PTS	AVG	HI
Hardaway	1-1	41	10-19	.526	4-13	.308	8-0	0	6	6	6	4	2-0	2	1	1	28	28.0	28
Donic	2-2	75	13-35	.371	8-22	.364	5-9	.556	0	16	16	18	4-0	2	11	0	39	19.5	24
Brunson	4-4	141	26-53	.491	7-22	.318	13-16	.813	1	12	13	18	13-0	4	9	1	72	18.0	28
Finney-Smith	4-4	146	25-50	.500	10-30	.333	4-4	1.000	7	13	20	12	8-0	3	4	2	64	16.0	23
Bertans (TOT)	1-0	16	5-6	.833	3-4	.750	2-2	1.000	0	3	3	0	1-0	0	0	0	15	15.0	15
Powell	1-1	23	20-26	.769	1-1	1.000	15-16	.938	10	15	25	7	17-1	2	4	2	56	14.0	22
Porzingis	4-4	89	2-9	.222	0-2	.000	9-9	1.000	2	3	3	1	1-0	1	0	1	13	13.0	13
Dimwiddle (TOT)	3-1	86	12-31	.387	3-18	.167	7-9	.778	2	14	16	18	6-0	0	1	1	34	11.3	20
Dimwiddle (DAL)	2-0	55	11-22	.500	2-11	.182	7-9	.778	1	9	10	7	3-0	0	0	1	31	15.5	20
Bullock	2-2	70	7-22	.318	6-17	.353	0-0	---	4	11	15	5	6-0	1	1	0	20	10.0	18
S. Brown	2-1	53	6-15	.400	3-10	.300	0-0	---	2	13	15	3	3-0	1	2	0	15	7.5	10
Marjanovic	2-0	14	5-10	.500	0-0	---	5-7	.714	1	2	3	0	2-0	0	1	1	15	7.5	10
Pinson	1-0	22	2-7	.286	1-4	.250	2-2	1.000	0	4	4	3	1-0	1	1	7	7.0	7	
Burke	2-0	39	5-17	.294	0-8	.000	2-2	1.000	0	4	4	8	5-0	1	0	0	12	6.0	8
Kleber	3-0	76	7-23	.304	3-16	.188	1-2	.500	3	22	25	8	8-0	1	1	1	18	6.0	9
Green	2-0	29	3-8	.375	1-2	.500	2-2	1.000	1	3	4	2	3-0	1	3	1	9	4.5	7
M. Brown	2-0	12	3-6	.500	0-0	---	2-2	1.000	1	1	2	0	3-0	0	0	1	8	4.0	4
Chriss	2-0	22	4-12	.333	1-3	.333	0-0	---	2	2	4	7	4-0	2	3	0	9	3.0	5
Niilikina	3-1	49	0-1	.000	0-1	.000	0-0	---	0	0	0	0	1-0	0	0	0	0	0.0	0
McLaughlin	2-0	5	0-1	.000	0-0	---	0-0	---	0	0	0	0	1-0	0	0	0	0	0.0	0
TIMBERWOLVES	960	153-341	449	47-164	.287	71-85	.835	34	143	177	105	87-1	25	46	13	424	106.0	114	114
MAVERICKS	960	151-331	456	52-142	.366	83-104	.798	36	135	171	99	83-0	23	44	13	437	109.3	116	116

SERIES FACTS

Overall: 54-75 • Home: 29-35 • Road: 25-40 • Playoffs: 0-3 • Preseason: 2-0
 Biggest Wolves Win: 32 (103-71 - 01/02/93, Home)
 Biggest Wolves Loss: 27 (101-128 - 02/28/16, Away)
 Current Overall Streak: W1 Home: W3 Road: L5
 Last Wolves Win: 116-95 @ Minnesota, 03/25/22
 Last Wolves Loss: 108-110 @ Dallas, 03/21/22

GAME-BY-GAME

DATE	H/A	W/L	MIN-OPP	DATE	H/A	W/L	MIN-OPP
11/24/89	A	L	89-99	12/15/12	H	W	114-106*
12/13/89	H	L	87-90	01/14/13	A	L	98-113
02/08/90	A	L	77-90	03/10/13	H	L	77-100
02/25/90	H	L	82-87	11/08/13	H	W	116-108
03/30/90	A	W	84-82	11/30/13	A	W	112-106
				12/30/13	H	L	98-100
				03/19/14	A	W	123-122*
11/02/90	H	W	98-85	11/15/14	A	L	117-131
11/20/90	A	W	92-91*	01/21/15	H	L	75-98
01/02/91	H	W	115-95	02/02/15	A	L	94-100
02/26/91	H	W	100-94				
04/17/91	A	L	100-102				
11/06/91	H	L	94-97	01/30/03	A	L	109-112
11/30/91	A	L	78-79	02/11/03	H	W	100-98
02/21/92	A	L	94-109	03/10/03	A	W	92-83
02/26/92	H	W	106-105	03/30/03	H	L	95-119
04/03/92	A	W	104-95	11/29/03	A	L	88-92
				12/18/03	H	W	114-109
11/10/92	H	W	118-104	01/03/04	A	L	112-119
12/10/92	A	W	111-88	03/03/04	H	W	121-97
01/02/93	H	W	103-71				
02/26/93	H	W	99-89				
04/23/93	A	L	100-103	11/22/04	A	W	83-82
				12/07/04	H	L	87-97
				03/13/05	H	L	93-102
11/12/93	H	L	99-115	03/15/05	A	W	100-91
12/23/93	H	L	89-93				
01/12/94	A	W	103-85	01/12/94	A	W	103-85
02/02/94	H	L	88-92	02/02/94	H	L	88-92
02/08/94	A	L	105-109*	12/18/05	A	L	95-102
04/24/94	A	L	102-116	01/07/06	A	L	79-83
11/29/94	A	L	83-84	11/27/06	A	L	87-93
01/27/95	A	W	102-94	02/03/07	A	L	93-94
02/01/95	H	L	83-104	02/27/07	H	L	65-91
03/22/95	H	L	96-99	04/11/07	H	L	88-105
04/07/95	A	L	94-111				
				11/28/07	A	L	103-109
				01/06/08	H	L	78-101
12/23/95	H	W	111-98	02/24/08	H	L	83-99
02/03/96	A	W	105-96				
02/05/96	H	W	104-92				



TEAM INFORMATION

Owner: Tom Gores
Vice Chairman: Arn Tellem
General Manager: Troy Weaver
Head Coach: Dwane Casey
Assistant Coaches: Jerome Allen, Bill Bayno, Rex Kalamian, Tim Hardaway, Jim Moran
Athletic Trainer: Jim Scholler

Senior Vice President, Public Relations: Kevin Grigg
Vice President, Public Relations: Cletus Lewis
Manager, Public Relations: Josh Schur
Director, Communications: Clark Williams

Home Court: Little Caesars Arena (20,491; 2017)
Founded: 1948-49 - Fort Wayne Pistons; 1957-58 - Detroit Pistons
NBA Titles: Three (1988-89, 1989-90, 2003-04)

SERIES FACTS

Overall: 33-31 • Home: 18-14 • Road: 15-17 • Preseason: 11-5
 Biggest Wolves Win: 27 (121-94 - 12/10/13, Road)
 Biggest Wolves Loss: 30 (83-113 - 02/19/96, Road)
 Current Overall Streak: W5 Home: W2 Road: W3
 Last Wolves Win: 118-105 @ Minnesota, 02/06/22
 Last Wolves Loss: 114-131 @ Detroit, 03/06/19

GAME-BY-GAME

DATE	H/A	W/L	MIN-OPP	DATE	H/A	W/L	MIN-OPP
01/12/90	A	L	86-97	02/16/10	A	L	85-108
01/27/90	H	L	83-85	04/14/10	H	L	98-103
12/28/90	H	L	85-97	12/10/10	H	W	109-99
04/05/91	A	L	82-101	03/02/11	A	W	116-105
01/23/92	H	L	100-111	01/18/12	H	W	93-85
02/13/92	A	W	96-93	04/19/12	A	W	91-80
11/28/92	H	W	82-80	03/26/13	A	W	105-82
01/29/93	A	L	103-112	04/06/13	H	W	107-101
11/05/93	A	L	99-104	12/10/13	A	W	121-94
12/11/93	H	L	80-92	03/07/14	H	W	114-101
11/08/94	A	L	112-126	10/30/14	H	W	97-91
01/13/95	H	W	104-92	02/08/15	A	W	112-101
02/19/96	A	L	83-113	11/20/15	H	L	86-96
02/23/96	H	W	94-93	12/31/15	A	L	90-115
03/05/97	H	L	88-92	12/09/16	H	L	90-117
03/21/97	A	L	98-112	02/03/17	A	L	108-116
12/28/97	A	W	93-89	10/25/17	A	L	101-122
03/01/98	H	W	115-113**	11/19/17	H	L	97-100
04/11/99	H	W	88-79	12/19/18	H	L	123-129*
01/08/00	A	W	110-105	03/06/19	A	L	114-131
04/10/00	H	W	102-100	11/11/19	A	W	120-114
12/15/00	A	W	99-90	12/23/20	H	W	111-101
02/28/01	H	W	111-100	05/11/21	A	W	119-100
01/07/02	H	W	109-93	02/03/22	A	W	128-117
01/23/02	A	L	83-104	02/06/22	H	W	118-105
12/28/02	A	L	82-106				
02/21/03	H	W	103-96				
01/23/04	H	W	80-79				
02/20/04	A	W	88-87				
11/17/04	A	L	85-93				
01/24/05	H	W	86-83				
01/24/06	H	L	83-107				
02/01/06	A	L	74-90				
01/15/07	A	W	94-90*				
01/19/07	H	L	98-104**				
04/04/08	H	L	90-94				
04/15/08	A	L	103-115				
11/23/08	A	W	106-80				
01/28/09	H	L	89-98				

2021-22 WOLVES VS. PISTONS (2-0)

DATE	SITE	FINAL SCORE	WOLVES HIGH	PISTONS HIGH	ATTENDANCE
02/03/22	Detroit	W 128-117	Edwards 25	Jackson 25	15,523
02/06/22	Minnesota	W 118-105	Towns 24	Bay 24	16,487

MINNESOTA VS. DETROIT

PLAYER	G-GS	MIN	FG-FGA	PCT	3FG-FGA	PCT	FT-FTA	PCT	OFF	DEF	TOT	AST	PF-DQ	STL	TO	BLK	PTS	AVG	HI
Towns	2-2	74	17-33	.515	2-7	.286	9-10	.900	6	20	26	6	2-0	0	8	3	45	22.5	24
Russell	1-1	30	7-18	.389	3-7	.429	5-5	1.000	1	4	5	8	1-0	1	1	0	22	22.0	22
Edwards	2-2	69	13-33	.394	4-15	.267	12-14	.857	0	5	5	6	6-0	3	2	0	42	21.0	25
Beasley	2-0	41	13-24	.542	9-14	.643	3-4	.750	2	8	10	3	2-0	2	1	0	38	19.0	20
Prince	2-0	26	9-16	.563	5-6	.833	2-2	1.000	3	4	7	1	5-0	1	2	0	25	12.5	23
McDaniels	2-1	57	9-16	.563	4-8	.500	1-1	1.000	1	5	6	2	3-0	0	1	3	23	11.5	13
Beverley	2-2	59	7-16	.438	3-7	.429	4-5	.800	1	11	12	9	6-0	3	2	0	21	10.5	11
Vanderbilt	2-2	49	6-9	.667	0-0	---	3-4	.750	3	8	11	1	5-0	2	3	2	15	7.5	13
McLaughlin	2-0	31	2-4	.500	0-2	.000	2-2	1.000	1	4	5	12	0-0	2	0	1	6	3.0	4
Reid	2-0	22	2-4	.500	1-1	1.000	0-0	---	2	2	4	3	3-0	1	4	1	5	2.5	3
Nowell	2-0	20	1-5	.200	1-3	.333	1-2	.500	0	2	2	5	4-0	2	0	0	4	2.0	3
TIMBERWOLVES	480	86-178	.483	32-70	.457	42-49	.857	20	73	93	56	37-0	17	24	10	246	123.0	128	
PISTONS	480	80-186	.430	27-78	.346	35-47	.745	27	65	92	55	46-0	9	27	15	222	111.0	117	

DETROIT VS. MINNESOTA

PLAYER	G-GS	MIN	FG-FGA	PCT	3FG-FGA	PCT	FT-FTA	PCT	OFF	DEF	TOT	AST	PF-DQ	STL	TO	BLK	PTS	AVG	HI
Bey	2-2	67	15-37	.405	9-22	.409	6-9	.667	7	14	21	11	2-0	1	1	1	45	22.5	24
F. Jackson	2-0	51	12-23	.522	5-12	.417	5-7	.714	2	5	7	4	2-0	1	1	0	34	17.0	25
Grant	2-2	63	10-27	.370	4-12	.333	6-8	.750	0	7	7	6	4-0	0	4	3	30	15.0	20
Lyles	2-0	35	10-19	.526	2-5	.400	7-8	.875	1	6	7	1	3-0	0	2	0	29	14.5	16
Joseph	2-2	59	8-16	.500	4-8	.500	2-2	1.000	0	6	6	10	9-0	1	7	3	22	11.0	15
H. Diallo	2-1	37	6-14	.429	0-3	.000	8-10	.800	2	7	9	0	5-0	3	0	0	20	10.0	11
Stewart	2-2	65	7-16	.438	0-1	.000	1-3	.333	13	12	25	2	4-0	0	3	4	15	7.5	10
Hayes	2-0	44	6-11	.545	0-1	.000	0-0	---	0	4	4	12	6-0	1	6	3	12	6.0	10
McGruder	2-1	30	3-9	.333	2-6	.333	0-0	---	0	2	2	3	4-0	1	0	0	8	4.0	6
Olynyk	2-0	29	3-14	.214	1-8	.125	0-0	---	2	2	4	6	7-0	1	1	1	7	3.5	4
Robinson (TOT)	1-0	11	0-1	.000	0-1	.000	0-0	---	0	0	0	2	0-0	0	2	0	0	0.0	0
PISTONS	480	80-186	.430	27-78	.346	35-47	.745	27	65	92	55	46-0	9	27	15	222	111.0	117	
TIMBERWOLVES	480	86-178	.483	32-70	.457	42-49	.857	20	73	93	56	37-0	17	24	10	246	123.0	128	



TEAM INFORMATION

Co-Executive Chairman & CEO: Joe Lacob
 Co-Executive Chairman: Peter Guber
 President of Basketball Operations/General Manager: Bob Myers
 Head Coach: Steve Kerr
 Assistant Coaches: Mike Brown, Bruce Fraser, Ron Adams
 Assistant Coach/Director of Player Development: Chris DeMarco
 Head Athletic Trainer: Drew Yoder

Sr. Vice President, Communications: Raymond Ridder
 Sr. Director, Public Relations: Brett Winkler
 Director, Basketball Communications: Michael Ravina
 Director, Publications & Statistical Information: Darryl Arata
 Manager, Public Relations: Cole Lawrence

Home Court: Chase Center (18,064; 2019)
 Founded: 1946-47 - Philadelphia Warriors; 1962-63 - San Francisco Warriors;
 1971-72 - Golden State Warriors
 NBA Titles: Seven (1946-47, 1955-56, 1974-75, 2014-15, 2016-17, 2017-18, 2021-22)

SERIES FACTS

Overall: 51-72 • Home: 32-30 • Road: 19-42 • Preseason: 4-2
 Biggest Wolves Win: 39 (122-83 - 02/23/01, Home)
 Biggest Wolves Loss: 41 (105-146 - 11/09/09, Road)
 Current Overall Streak: W1 Home: W6 Road: L11
 Last Wolves Win: 129-114 @ Minnesota, 03/01/22
 Last Wolves Loss: 115-124 @ Golden State, 01/27/22

GAME-BY-GAME

DATE	H/A	W/L	MIN-OPP	DATE	H/A	W/L	MIN-OPP
11/14/89	H	W	101-98	12/19/00	A	L	99-120
01/23/90	A	L	102-109	02/23/01	H	W	122-83
02/04/90	H	L	95-105	11/06/13	H	L	93-106
03/20/90	A	L	101-105	01/24/14	A	W	121-120
				04/14/14	A	L	120-130
12/22/90	A	L	102-115	12/08/14	H	L	86-102
01/19/91	H	W	121-113	12/27/14	A	W	97-110
02/12/91	A	L	105-126	04/11/15	A	L	101-110
02/20/91	H	L	105-108	12/05/02	A	W	114-98
				01/08/03	H	W	102-95
12/27/91	H	L	102-106*	01/17/03	A	L	98-107
03/18/92	A	L	120-123	02/16/03	H	W	109-102
04/14/92	H	L	100-122	11/12/15	H	L	116-129
				03/21/16	H	L	104-109
11/07/92	H	L	119-121*	04/05/16	A	W	124-117*
12/19/92	A	L	116-122*	11/26/16	A	L	102-115
03/26/93	H	L	91-94	12/11/16	H	L	108-116
03/30/93	A	W	103-100	03/10/17	H	W	103-102
				04/04/17	A	L	107-121
				12/01/04	A	W	107-99
12/02/93	A	W	103-91	03/02/05	H	L	93-99
02/27/94	H	W	107-100	02/27/04	H	W	116-100
04/01/94	A	L	109-146	11/08/17	A	L	101-125
04/09/94	H	L	105-117	01/25/18	A	L	113-126
				03/11/18	H	W	109-103
				02/04/06	A	L	77-109
				03/05/06	H	W	103-90
				03/16/06	A	L	97-105
11/15/94	A	W	114-112	04/20/06	H	W	106-104*
02/07/95	H	W	109-100	11/02/18	A	L	99-116
04/01/95	A	W	126-104	12/10/18	A	L	108-116
04/12/95	H	L	109-123	03/19/19	H	L	107-117
				03/29/19	H	W	131-130*
				02/07/07	H	W	121-93
				03/16/07	A	L	86-106
				04/15/07	A	L	108-121
01/05/96	A	L	119-122*	11/08/19	H	W	125-119*
01/17/96	H	W	98-88	12/23/19	A	L	104-113
04/06/96	A	L	106-111	01/02/20	H	W	99-84
04/17/96	H	L	103-109	12/19/07	A	L	98-111
				12/26/07	A	L	101-105
				01/15/08	H	L	98-105
				01/21/08	A	W	109-108
				11/11/08	A	L	110-113*
12/18/96	A	L	96-123	01/02/09	H	W	115-108
01/18/97	H	W	108-93	03/03/09	H	L	94-118
02/21/97	H	W	101-82	04/08/09	A	W	105-97
03/30/97	A	W	113-102	11/09/09	A	L	105-146
				01/12/98	H	W	103-87
				01/06/10	H	L	101-107
				03/11/98	A	W	113-84
				04/07/10	H	L	107-116
				02/15/99	A	L	99-101
				03/02/99	H	W	89-78
				11/27/10	H	L	94-104
				12/14/10	A	L	99-108
				03/11/99	A	L	82-89
				02/27/11	H	W	126-123
				04/30/99	H	W	90-85
				03/13/11	A	L	77-100
				12/11/99	H	L	76-104
				01/23/00	A	W	99-81
				04/04/12	H	L	94-97
				02/22/00	H	W	112-89
				04/22/12	H	L	88-93
				04/17/00	A	W	101-96
				11/15/00	H	W	92-90
				11/25/00	A	L	93-114
				11/16/12	H	L	98-106
				11/24/12	A	L	85-96
				02/24/13	H	L	99-100

2021-22 WOLVES VS. WARRIORS (2-2)

DATE	SITE	FINAL SCORE	WOLVES HIGH	WARRIORS HIGH	ATTENDANCE
11/10/21	Golden State	L 110-123	Edwards 48	Wiggins 35	18,064
01/16/22	Minnesota	W 119-99	Towns 26	Poole 20	17,136
01/27/22	Golden State	L 115-124	Towns 31	Curry 29	18,064
03/01/22	Minnesota	W 129-114	Towns 39	Curry 34	17,136

MINNESOTA VS. GOLDEN STATE

PLAYER	G-GS	MIN	FG-FGA	PCT	3FG-FGA	PCT	FT-FTA	PCT	OFF	DEF	TOT	AST	PF-DQ	STL	TO	BLK	PTS	AVG	HI
Towns	4-4	136	43-83	.518	11-28	.393	16-22	.727	12	31	43	12	13-0	3	5	2	113	28.3	39
Edwards	3-3	107	27-53	.509	11-28	.393	19-22	.864	4	9	13	13	3-0	4	11	3	84	28.0	48
Russell	4-4	106	20-51	.392	8-29	.276	7-9	.778	1	10	11	31	7-0	5	14	1	55	13.8	22
Nowell	3-0	70	13-27	.481	3-10	.300	3-5	.600	3	5	8	9	7-0	3	1	1	32	10.7	17
Beasley	4-0	94	15-38	.395	11-29	.379	1-1	1.000	0	9	9	8	5-0	1	3	1	42	10.5	20
Reid	4-0	67	15-24	.625	2-5	.400	6-8	.750	4	14	18	4	7-0	1	5	1	38	9.5	16
Beverley	3-3	82	8-25	.320	4-15	.267	5-8	.625	3	8	11	18	10-0	2	2	2	25	8.3	10
McDaniels	4-3	92	13-33	.394	5-15	.333	2-3	.667	2	9	11	3	14-0	4	5	4	33	8.3	14
Prince	3-0	49	6-12	.500	2-6	.333	5-6	.833	0	9	9	2	3-0	3	2	1	19	6.3	11
Vanderbilt	4-3	97	10-11	.909	0-0	---	3-4	.750	9	19	28	6	9-0	5	7	3	23	5.8	10
Wright	1-0	3	1-2	.500	0-1	.000	0-0	---	0	0	0	0	1-0	0	0	0	2	2.0	2
Okogie	3-0	15	1-1	1.000	1-1	1.000	1-2	.500	0	0	0	0	1-0	0	1	0	4	1.3	3
McLaughlin	3-0	34	1-8	.125	1-4	.250	0-0	---	1	5	6	3	4-0	3	1	0	3	1.0	3
Bojmaro	1-0	2	0-0	---	0-0	---	0-0	---	0	0	0	0	0-0	0	0	0	0	0.0	0
Knight	2-0	4	0-2	.000	0-0	---	0-0	---	0	3	3	0	0-0	1	0	0	0	0.0	0
Layman	1-0	3	0-0	---	0-0	---	0-0	---	0	0	0	0	0-0	1	0	0	0	0.0	0
TIMBERWOLVES	960	173-370	.468	59-171	.345	68-90	.756	39	131	170	109	84-0	36	58	19	473	118.3	129	
WARRIORS	960	157-339	.463	58-163	.356	88-112	.786	45	142	187	100	86-1	39	67	15	460	115.0	124	

GOLDEN STATE VS. MINNESOTA

PLAYER	G-GS	MIN	FG-FGA	PCT	3FG-FGA	PCT	FT-FTA	PCT	OFF	DEF	TOT	AST	PF-DQ	STL	TO	BLK	PTS	AVG	HI
Curry	3-3	104	28-65	.431	17-40	.425	16-17	.941	2	14	16	19	8-0	5	8	0	89	29.7	37
Curry	3-3	106	28-60	.467	14-35	.400	18-20	.900	1	17	18	16	4-0	4	11	0	88	29.3	34
Wiggins	4-4	127	30-55	.545	12-26	.462	6-10	.600	2	16	18	12	9-0	4	8	5	78	19.5	35
Thompson	2-2	50	14-30	.467	8-17	.471	0-0	---	1	8	9	6	2-0	1	6	1	36	18.0	23
Poole	4-2	121	20-52	.385	9-28	.321	16-16	1.000	6	8	14	13	13-0	2	9	0	65	16.3	20
Kuminga	3-0	74	13-29	.448	2-11	.182	8-14	.571	1	13	14	2	4-0	0	6	0	36	12.0	19
Porter	4-2	83	13-24	.542	5-12	.417	4-4	1.000	3	19	22	7	11-0	11	3	1	35	8.8	12
Lee	3-0	65	10-16	.625	3-6	.500	3-4	.750	3	10	13	5	6-0	2	2	0	26	8.7	15
Payton	3-1	57	9-15	.600	2-6	.333	5-10	.500	3	11	14	2	7-0	1	3	0	25	8.3	14
Green	1-1	21	0-3	.000	0-1	.000	7-8	.875	2	3	5	6	0-0	2	3	1	7	7.0	7
Bjelica	3-0	50	6-15	.400	1-7	.143	7-8	.875	2	5	7	7	6-0	2	5	1	2		



TEAM INFORMATION

Owner: Tilman J. Fertitta
Chief Executive Officer: Tad Brown
General Manager: Rafael Stone
Head Coach: Stephen Silas
Assistant Coaches: John Lucas, Jeff Hornacek, Will Weaver, Rick Higgins, DeSagana Diop, Mahmoud Abdelfattah, Mike Batiste, Lionel Hollins
Head Athletic Trainer: Jason Biles

Vice President, Media & Player Relations: Tracey Hughes
Senior Manager, Media Relations: Sean McCloskey
Media Relations Coordinator: Tomorrow Huff
Home Court: Toyota Center (18,055; 2012)
Founded: 1967-68 - San Diego Rockets; 1971-72 - Houston Rockets
NBA Titles: Two (1993-94, 1994-95)

SERIES FACTS

Overall: 47-82 • Home: 29-37 • Road: 18-45 • Playoffs: 1-7
 Biggest Wolves Win: 32 (122-90 - 03/30/00, Home)
 Biggest Wolves Loss: 31 (82-113 - 01/11/08, Road)
 Current Overall Streak: W4 Home: W1 Road: W3
 Last Wolves Win: 139-132 @ Houston, 04/03/22
 Last Wolves Loss: 107-129 @ Minnesota, 03/27/21

2021-22 WOLVES VS. ROCKETS (3-0)

DATE	SITE	FINAL SCORE	WOLVES HIGH	ROCKETS HIGH	ATTENDANCE
10/20/21	Minnesota	W 124-106	Towns 30	Wood 16	16,079
01/09/22	Houston	W 141-123	Towns 40	Wood 22	15,277
04/03/22	Houston	W 139-132	Edwards 33	Green 31	16,539

MINNESOTA VS. HOUSTON

PLAYER	G-GS	MIN	FG-FGA	PCT	3FG-FGA	PCT	FT-FTA	PCT	OFF	DEF	TOT	AST	PF-DQ	STL	TO	BLK	PTS	AVG	HI
Towns	3-3	98	38-56	.679	8-13	.615	14-18	.778	13	17	30	14	10-0	4	8	2	98	32.7	40
Edwards	3-3	101	29-59	.492	12-32	.375	11-12	.917	2	11	13	14	7-0	5	8	3	81	27.0	33
Russell	3-3	92	21-46	.457	13-28	.464	11-13	.846	0	9	9	26	9-0	6	9	1	66	22.0	22
Beasley	3-1	69	12-26	.462	7-18	.389	3-5	.600	1	3	4	9	4-0	4	0	3	34	11.3	13
Vanderbilt	3-2	76	11-15	.733	0-0	---	3-5	.600	7	21	28	6	7-0	5	5	4	25	8.3	21
Nowell	3-0	38	10-17	.588	2-4	.500	1-3	.333	1	8	9	10	4-0	3	3	1	23	7.7	11
Okogie	3-1	55	7-12	.583	0-2	.000	7-8	.875	4	4	8	2	5-0	5	1	3	21	7.0	11
McDaniels	2-2	54	5-11	.455	1-5	.200	0-0	---	1	6	7	2	7-0	4	1	6	11	5.5	7
Reid	3-0	44	6-16	.375	0-5	.000	1-2	.500	6	11	17	2	7-0	1	6	5	13	4.3	6
McLaughlin	3-0	34	4-7	.571	3-5	.600	1-2	.500	1	1	2	6	2-0	3	1	0	12	4.0	9
Prince	3-0	43	3-10	.300	1-6	.167	4-5	.800	2	4	6	4	8-0	1	3	0	11	3.7	6
Wright	1-0	4	1-1	1.000	1-1	1.000	0-0	---	0	0	0	0	0-0	0	1	0	3	3.0	3
Boimaro	1-0	5	0-1	.000	0-0	---	2-2	1.000	0	0	0	0	0-0	0	1	0	2	2.0	2
Knight	1-0	2	0-0	---	0-0	---	2-2	1.000	0	1	1	0	1-0	0	1	0	2	2.0	2
Layman	2-0	6	1-4	.250	0-2	.000	0-0	---	0	0	0	0	0-0	0	0	0	2	1.0	2
TIMBERWOLVES	720	148-281	.527	48-121	.397	60-77	.779	38	96	134	95	71-0	41	48	28	404	134.7	141	
ROCKETS	720	134-270	.496	41-116	.353	52-79	.658	33	89	122	80	66-1	26	61	13	361	120.3	132	

HOUSTON VS. MINNESOTA

PLAYER	G-GS	MIN	FG-FGA	PCT	3FG-FGA	PCT	FT-FTA	PCT	OFF	DEF	TOT	AST	PF-DQ	STL	TO	BLK	PTS	AVG	HI
Wood	2-2	61	14-31	.452	6-12	.500	4-8	.500	5	12	17	6	5-0	0	1	3	38	19.0	22
Christopher	3-0	65	20-30	.667	6-10	.600	8-11	.727	3	4	7	5	3-0	6	6	0	54	18.0	30
Green	3-3	95	19-42	.452	6-20	.300	6-10	.600	0	8	8	12	4-0	1	3	0	50	16.7	31
Gordon	2-1	49	11-19	.579	4-11	.364	2-2	1.000	0	3	3	3	0-0	1	5	1	28	14.0	15
Porter	3-3	87	13-36	.361	7-23	.304	8-11	.727	3	12	15	19	9-0	4	20	0	41	13.7	21
Sengun	2-1	51	8-11	.727	0-1	.000	9-9	1.000	9	12	21	6	8-0	3	8	1	25	12.5	14
Theis	1-1	21	4-6	.667	1-2	.500	2-2	1.000	2	3	5	0	2-0	0	1	0	11	11.0	11
Mathews	2-1	59	7-22	.318	6-18	.333	1-3	.333	0	4	4	4	4-0	3	1	2	21	10.5	14
Martin	3-0	63	11-18	.611	3-6	.500	6-9	.667	2	8	10	6	2-0	2	3	3	31	10.3	13
Nwaba	2-0	34	6-13	.462	0-2	.000	4-8	.500	1	8	9	2	9-1	2	1	1	16	8.0	9
Tate	3-3	65	10-20	.500	1-3	.333	0-2	.000	5	7	12	7	12-0	2	3	0	21	7.0	10
Brooks	1-0	8	2-4	.500	1-3	.333	1-1	1.000	0	0	0	0	1-0	0	0	0	6	6.0	6
Garuba	2-0	24	5-6	.833	0-0	---	0-0	---	3	5	8	1	5-0	1	1	2	10	5.0	6
Nix	2-0	21	3-8	.375	0-3	.000	1-3	.333	0	3	3	7	1-0	0	3	0	7	3.5	4
Augustin	1-0	17	1-4	.250	0-2	.000	0-0	---	0	0	0	2	1-0	1	3	0	2	2.0	2
ROCKETS	720	134-270	.496	41-116	.353	52-79	.658	33	89	122	80	66-1	26	61	13	361	120.3	132	
TIMBERWOLVES	720	148-281	.527	48-121	.397	60-77	.779	38	96	134	95	71-0	41	48	28	404	134.7	141	

GAME-BY-GAME

DATE	H/A	W/L	MIN-OPP	DATE	H/A	W/L	MIN-OPP
12/27/89	H	W	108-91	01/23/12	H	L	92-107
02/06/90	A	L	101-108	01/30/12	A	W	120-108
02/20/90	H	W	97-92	02/04/12	H	W	100-91
03/31/90	A	L	98-106	02/17/12	A	W	11-98
				10/31/00	A	W	106-98
				01/01/01	H	W	106-96
				02/21/01	H	L	83-89
				04/17/01	A	L	87-114
				11/13/90	A	L	88-90
				11/25/90	H	L	91-107
				01/24/91	A	L	94-118
				02/24/91	H	L	91-100
				03/19/91	H	L	85-98
				11/21/91	A	L	102-106
				11/23/91	H	W	102-89
				01/28/92	A	L	102-111
				02/17/92	A	W	124-122*
				04/09/92	H	L	102-117
				01/31/03	A	L	101-121
				02/04/03	H	W	103-89
				12/08/92	A	L	94-102
				12/12/92	H	L	87-104
				02/05/93	A	W	112-105
				02/13/93	H	L	88-97
				03/28/93	H	W	101-100
				04/23/93	A	L	110-112*
				11/11/93	A	L	99-107
				02/04/94	H	L	113-119*
				12/30/93	H	L	104-110
				02/06/94	A	L	90-101
				03/22/94	H	W	83-81
				04/12/94	A	L	89-98
				11/05/94	H	L	85-115
				01/16/95	H	W	94-75
				01/28/95	A	L	93-114
				12/06/06	H	W	90-84
				03/03/95	H	W	108-105
				03/16/95	A	L	97-104
				01/07/07	H	W	103-99*
				02/05/07	A	L	77-105
				03/17/09	A	L	102-117
				11/11/95	A	L	97-119
				01/02/96	H	L	100-105
				02/21/96	H	W	120-101
				03/23/96	A	W	108-103
				11/19/96	A	L	93-122
				12/10/96	H	L	94-96
				03/01/09	H	L	94-105
				01/07/97	H	L	95-104
				03/25/97	A	L	103-112
				11/18/09	H	L	84-97
				01/13/10	A	L	114-120***
				03/06/10	H	L	98-112
				04/17/98	H	W	102-95
				11/07/10	A	L	94-120
				01/24/11	H	L	125-129
				02/08/11	A	W	112-108
				04/13/11	H	L	102-121
				02/17/99	H	W	116-102
				04/12/99	H	L	90-95
				05/04/99	A	L	83-100
				01/25/00	A	W	92-84
				02/04/00	H	W	102-85



TEAM INFORMATION

Owner, Chairman, CEO and NBA Governor: Herbert Simon
Owner and Alternate NBA Governor: Steve Simon
Vice Chairman: Jim Morris
President of Basketball Operations: Kevin Pritchard
General Manager: Chad Buchanan
Head Coach: Rick Carlisle
Assistant Coaches: Jenny Boucek, Ronald Nored, Lloyd Pierce, Mike Weiner
Senior Director of Medical Operations/Head Athletic Trainer: Josh Corbell

Vice President of Basketball Communication and Media Relations: Mike Preston
Senior Media Advisor: David Benner
Associate Director of Media Relations: Krissy Myers
Public Relations Manager: Wes Kaminski

Home Court: Bankers Life Fieldhouse (17,923; 1999)
Founded: 1967-68; entered NBA - 1976-77
NBA Titles: None

SERIES FACTS

Overall: 23-41 • Home: 15-17 • Road: 8-24 • Preseason: 10-15
 Biggest Wolves Win: 26 (101-75 - 03/09/11, Home)
 Biggest Wolves Loss: 39 (75-114 - 04/16/95, Road)
 Current Overall Streak: W2 Home: W1 Road: W1
 Last Wolves Win: 129-120 @ Indiana, 02/13/22
 Last Wolves Loss: 137-141 @ Indiana, 04/07/21

GAME-BY-GAME

DATE	H/A	W/L	MIN-OPP	DATE	H/A	W/L	MIN-OPP
12/12/89	A	L	112-113*	01/02/10	A	L	111-122
02/16/90	H	W	11-105	01/08/10	H	W	116-109
11/06/90	A	L	96-98	02/11/11	A	L	105-116
12/04/90	H	W	83-81	03/09/11	H	W	101-75
02/15/92	H	L	101-117	02/01/12	H	L	99-109
03/07/92	A	L	97-108	04/16/12	A	L	88-111
02/12/93	A	W	102-100	11/09/12	H	W	96-94
04/07/93	H	L	105-113	03/13/13	A	L	91-107
02/04/93	A	L	93-114	11/25/13	A	L	84-98
04/15/94	H	L	112-130	02/19/14	H	W	104-91
02/17/95	H	L	78-110	12/21/14	H	L	96-100
04/16/95	A	L	75-114	01/13/15	A	W	110-101
01/13/96	A	L	94-103	11/13/15	A	L	103-107
03/29/96	H	W	93-91	12/26/15	H	L	88-102
03/18/97	A	L	97-115	01/26/17	H	L	103-109
04/06/97	H	L	83-94	03/28/17	A	W	115-114
12/03/97	H	L	90-94	10/24/17	H	L	107-130
04/02/98	A	L	108-111	12/31/17	A	W	107-90
01/17/00	H	W	101-100	10/22/18	H	W	101-91
03/31/00	A	L	85-109	02/28/19	A	L	115-122
12/16/00	H	W	113-110*	01/15/20	H	L	99-104
02/25/01	A	L	100-110	01/17/20	A	L	114-116
11/16/01	A	W	120-113**	02/17/21	H	L	128-134*
03/15/02	H	L	85-98	04/07/21	A	L	137-141
11/02/02	A	L	80-87	11/29/21	H	W	100-98
11/16/02	H	L	101-107	02/13/22	A	W	129-120
11/25/03	A	L	75-98				
12/20/03	H	W	102-80				
11/09/04	H	L	101-102				
11/25/04	A	L	101-106				
01/20/06	H	W	90-85				
04/14/06	A	L	77-89				
12/23/06	A	W	78-71				
03/13/07	H	W	86-81				
12/21/07	H	W	131-118				
03/21/08	A	L	113-124				
02/03/09	A	W	116-111				
02/20/09	H	L	105-112				

2021-22 WOLVES VS. PACERS (2-0)

DATE	SITE	FINAL SCORE	WOLVES HIGH	PACERS HIGH	ATTENDANCE
11/29/21	Minnesota	W 100-98	Towns 32	Brogdan 25	14,191
02/13/22	Indiana	W 129-120	Edwards 37	Brissett/Haliburton 22	13,532

MINNESOTA VS. INDIANA

PLAYER	G-GS	MIN	FG-FGA	PCT	3FG-FGA	PCT	FT-FTA	PCT	OFF	DEF	TOT	AST	PF-DQ	STL	TO	BLK	PTS	AVG	HI
Edwards	2-2	78	20-44	.455	9-20	.450	9-13	.692	1	13	14	9	4-0	7	3	1	58	29.0	37
Towns	2-2	55	18-34	.529	2-5	.400	9-12	.750	7	14	21	5	11-1	0	15	0	47	23.5	32
Russell	2-2	74	15-31	.484	6-15	.400	8-8	1.000	2	8	10	17	7-0	2	2	0	44	22.0	23
Beverley	1-1	30	4-8	.500	3-6	.500	2-2	1.000	0	4	4	2	5-0	1	3	2	13	13.0	13
Reid	2-0	46	8-15	.533	1-2	.500	9-11	.818	1	4	5	3	4-0	0	0	4	26	13.0	13
McDaniels	1-0	30	4-6	.667	0-1	.000	3-3	1.000	0	2	2	0	5-0	1	0	1	11	11.0	11
Beasley	2-0	48	5-13	.385	5-12	.417	4-5	.800	0	9	9	3	4-0	1	2	0	19	9.5	10
Vanderbilt	1-1	23	2-2	1.000	0-0	---	0-0	---	2	5	7	1	1-0	0	0	1	4	4.0	4
McLaughlin	1-0	17	1-3	.333	1-2	.500	0-0	---	0	0	0	3	1-0	1	0	0	3	3.0	3
Nowell	1-0	7	1-1	1.000	0-0	---	0-0	---	0	1	1	0	2-0	0	0	1	2	2.0	2
Okogie	1-1	33	1-4	.250	0-2	.000	0-0	---	1	2	3	4	3-0	2	0	2	2	2.0	2
Bolmaro	1-0	15	0-1	.000	0-1	.000	0-0	---	1	4	5	0	1-0	1	1	0	0	0.0	0
Prince	1-1	23	0-4	.000	0-3	.000	0-0	---	1	3	4	1	2-0	0	0	1	0	0.0	0
TIMBERWOLVES	480	79-166	.476	27-69	.391	44-54	.815	16	69	85	48	50-1	16	28	13	229	114.5	129	
PACERS	480	81-193	.420	22-82	.268	34-43	.791	30	71	101	55	39-0	11	27	9	218	109.0	120	

INDIANA VS. MINNESOTA

PLAYER	G-GS	MIN	FG-FGA	PCT	3FG-FGA	PCT	FT-FTA	PCT	OFF	DEF	TOT	AST	PF-DQ	STL	TO	BLK	PTS	AVG	HI
Brogdon	1-1	40	9-20	.450	2-6	.333	5-6	.833	0	6	6	5	2-0	3	2	0	25	25.0	25
Brissett	1-1	37	9-18	.500	3-6	.500	1-3	.333	7	6	13	2	3-0	0	2	2	22	22.0	22
Stephenson (TOT)	1-0	32	7-16	.438	1-3	.333	6-6	1.000	0	3	3	4	1-0	1	1	0	21	21.0	21
Stephenson (IND)	1-0	32	7-16	.438	1-3	.333	6-6	1.000	0	3	3	4	1-0	1	1	0	21	21.0	21
Sabonis	1-1	36	5-12	.417	0-4	.000	6-7	.857	4	21	25	10	5-0	0	4	1	16	16.0	16
Holiday	1-1	39	6-15	.400	3-8	.375	0-0	---	0	4	4	2	1-0	1	0	1	15	15.0	15
Haliburton (TOT)	2-2	75	10-24	.417	7-17	.412	2-2	1.000	2	8	10	19	5-0	3	7	0	29	14.5	22
Haliburton (IND)	1-1	41	7-14	.500	6-12	.500	2-2	1.000	0	5	5	16	2-0	1	3	0	22	22.0	22
Hield (TOT)	2-1	69	11-36	.306	6-27	.222	1-2	.500	3	8	11	3	4-0	1	2	1	29	14.5	16
Hield (IND)	1-1	40	6-19	.316	1-13	.077	0-0	---	2	6	8	1	3-0	1	2	1	13	13.0	13
Smith (TOT)	2-0	39	8-15	.533	2-5	.400	9-12	.750	5	11	16	0	10-1	0	1	2	27	13.5	17
Smith (IND)	1-0	23	6-10	.600	1-4	.250	4-5	.800	5	7	12	0	4-0	0	0	1	17	17.0	17
Taylor	1-0	13	4-7	.571	0-1	.000	2-2	1.000	4	1	5	1	2-0	0	0	0	10	10.0	10
LeVert	1-1	34	3-14	.214	1-7	.143	2-2	1.000	2	2	4	3	2-0	0	0	0	9	9.0	9
Duarte	2-1	26	6-13	.462	3-6	.500	1-2	.500	1	2	3	2	2-0	0	4	0	16	8.0	14
Martin	1-0	18	4-9	.444	0-4	.000	0-0	---	1	0	1	0	1-0	0	2	0	8	8.0	8
McConnell	1-1	34	3-6	.500	0-1	.000	2-2	1.000	1	1	2	4	1-0	2	1	0	8	8.0	8
Rubio (TOT)	1-0	23	2-9	.222	1-4	.250	1-2	.500	1	3	4	8	3-0	0	3	0	6	6.0	6
Rubio (IND)	1-0	23	2-9	.222	0-0	---	5-8	.625	6	6	12	0	4-0	1	0	0	9	4.5	8
Thompson (TOT)	1-0	15	0-3	.000	0-0	---	1-2	.500	2	1	3	0	1-0	0	0	0	1	1.0	1
Thompson (IND)	1-0	15	0-3	.000	0-0	---	1-2	.500	2	1	3	0	1-0	0	0	0	1	1.0	1
Bitadze	2-1	25	3-5	.600	0-1	.000	2-4	.500	1	4	5	3	3-0	0	2	3	8	4.0	7
Sykes	1-0	5	1-4	.250	1-3	.333	0-0	---	0	0	0	0	0-0	0	0	0	3	3.0	3
Jackson	1-0	5	1-2	.500	0-0	---	0-0	---	0	1	1	0	3-0	0	1	0	2	2.0	2
Washington	1-0	11	1-5	.200	0-2	.000	0-0	---	0	1	1	1	3-0	2	1	0	2	2.0	2
Craig	1-0	7	0-1	.000	0-1	.000	0-0	---	0	0	0	1	0-0	0	1	0	0	0.0	0
PACERS	480	81-193	.420	22-82	.268	34-43	.791	30	71	101	55	39-0	11	27	9	218	109.0	120	
TIMBERWOLVES	480	79-166	.476	27-6															



TEAM INFORMATION

Owner: Steve Ballmer
President, Basketball Operations: Lawrence Frank
General Manager: Michael Winger
Head Coach: Tyronn Lue
Associate Head Coach: Dan Craig
Assistant Coaches: Jeremy Castiberry, Larry Drew, Shaun Fein, Jay Larranaga, Brendan O'Connor, Brian Shaw
Director of Medical Services/Head Athletic Trainer: Jasen Powell
Chief Communications Officer: Chris Wallace
Director of Basketball Communications: Dennis Rogers
Basketball Communications Manager: Curtis Jackson
Basketball Communications Coordinator: Cooper Dzierzanowski
Home Court: Crypto.com Arena (19,060; 1999)
Founded: 1970-71 - Buffalo Braves; 1977-78 - San Diego Clippers; 1984-85 - Los Angeles Clippers
NBA Titles: None

SERIES FACTS

Overall: 58-67 • Home: 34-29 • Road: 24-38 • Preseason: 1-1 • Play-In: 1-0
 Biggest Wolves Win: 31 (95-64 - 01/15/03, Road)
 Biggest Wolves Loss: 27 (102-129 - 11/13/21, Road)
 Current Overall Streak: W1 Home: L3 Road: W1
 Last Wolves Win: 122-104 @ Los Angeles, 01/03/22
 Last Wolves Loss: 102-129 @ Los Angeles, 11/13/21

2021-22 WOLVES VS. CLIPPERS (1-3)

DATE	SITE	FINAL SCORE	WOLVES HIGH	CLIPPERS HIGH	ATTENDANCE
11/03/21	Minnesota	L 115-126	Edwards 28	George 32	15,386
11/05/21	Minnesota	L 84-104	Towns 20	George 21	17,136
11/13/21	Los Angeles	L 102-129	Edwards 21	George 23	15,285
01/03/22	Los Angeles	W 122-104	Edwards 28	Ibaka 17	15,959

GAME-BY-GAME

DATE	H/A	W/L	MIN-OPP	DATE	H/A	W/L	MIN-OPP
01/02/90	H	L	79-87	11/28/12	A	L	95-101
01/20/90	A	L	95-97	01/17/13	H	L	77-90
03/08/90	H	W	111-94	01/30/13	H	L	90-96
03/26/90	A	L	96-101*	04/10/13	A	L	95-111
12/02/90	A	L	77-102	11/28/12	A	L	95-101
12/11/90	H	W	101-95	01/15/02	H	W	97-83
02/15/91	A	L	107-124	03/11/02	H	L	99-108
03/02/91	H	L	102-104	04/13/02	A	W	101-98
12/07/91	A	L	87-101	11/11/13	A	L	107-109
12/21/91	H	L	87-100	11/20/13	H	L	98-102
04/07/92	H	L	108-115	12/22/13	A	L	116-120*
04/16/92	A	L	93-96	03/31/14	H	L	104-114
12/18/92	A	L	95-103	12/07/02	A	L	88-104
01/18/93	H	L	93-94	01/15/03	A	W	95-64
03/12/93	A	L	93-117	01/24/03	H	W	88-85
03/14/93	H	L	107-124	04/11/03	H	W	106-90
12/10/93	H	W	109-108	11/22/03	H	W	103-91
12/17/93	A	W	105-90	12/07/03	A	W	96-94
01/29/94	A	L	93-103	02/10/04	H	W	96-84
04/06/94	H	W	110-100	03/27/04	A	W	98-82
12/03/94	A	W	103-95	12/04/04	A	W	107-100*
12/26/94	H	W	82-81	12/07/04	H	W	113-86
03/06/95	A	L	88-101	02/24/05	A	L	86-92
03/19/95	H	W	96-93	03/27/05	H	W	89-85
12/08/95	H	W	112-94	12/10/93	H	W	109-108
01/11/96	A	L	89-109	12/17/93	A	W	105-90
03/20/96	A	L	96-110	01/29/94	A	L	93-103
03/31/96	H	L	107-110	04/06/94	H	W	110-100
11/10/96	A	L	70-81	11/05/05	A	L	99-100*
11/23/96	H	W	98-96	11/07/05	H	W	93-78
01/11/97	H	W	95-93	11/29/05	H	L	84-93
04/10/97	A	W	108-96	01/22/05	H	L	84-93
12/06/08	H	L	84-107	03/13/06	A	L	87-95
01/19/09	A	W	94-86	11/25/06	H	W	104-96
04/07/09	A	W	87-77	01/10/07	H	L	91-92
12/20/97	H	W	92-91	01/27/07	A	W	101-87
01/19/98	H	W	117-109	12/08/95	H	W	112-94
03/27/98	A	W	100-98	01/11/96	A	L	89-109
04/13/98	A	W	107-88	03/20/96	A	L	96-110
12/16/09	H	L	95-120	02/01/08	H	W	104-83
01/29/10	H	W	111-97	03/31/96	H	L	107-110
02/14/99	A	W	95-73	11/10/96	A	L	99-96
03/21/99	H	L	85-100	03/08/08	A	W	99-96
04/08/99	A	L	91-99	03/17/08	H	W	99-90
05/01/99	H	W	103-93	12/29/20	A	L	101-124
11/17/10	A	L	113-111	02/10/21	H	L	112-119
12/20/10	A	L	90-113	04/18/21	A	L	105-124
01/19/11	A	L	111-126	12/06/08	H	L	84-107
02/16/11	H	L	90-98	01/19/09	A	W	94-86
11/17/99	H	L	85-89	04/07/09	A	W	87-77
01/21/00	A	W	95-89	12/20/97	H	W	92-91
02/24/00	H	W	116-91	01/19/98	H	W	117-109
04/06/00	A	W	112-90	03/27/98	A	W	100-98
12/09/00	H	W	85-73	04/13/98	A	W	107-88
12/20/00	A	L	96-103	12/16/09	H	L	95-120
				01/29/10	H	W	111-97
				02/14/99	A	W	95-73
				03/21/99	H	L	85-100
				04/08/99	A	L	91-99
				05/01/99	H	W	103-93
				11/17/10	A	L	113-111
				12/20/10	A	L	90-113
				01/19/11	A	L	111-126
				02/16/11	H	L	90-98
				01/20/12	A	W	101-98
				02/28/12	A	W	109-97
				03/05/12	H	W	95-94
				04/12/12	H	L	82-95

MINNESOTA VS. LA CLIPPERS

PLAYER	G-GS	MIN	FG-FGA	PCT	3FG-FGA	PCT	FT-FTA	PCT	OFF	DEF	TOT	AST	PF-DQ	STL	TO	BLK	PTS	AVG	HI
Edwards	4-4	137	38-82	.463	13-38	.342	5-7	.714	4	13	17	16	7-0	6	16	5	94	23.5	28
Towns	3-3	100	16-38	.421	6-18	.333	8-9	.889	5	22	27	7	9-0	7	9	1	46	15.3	20
Russell	1-1	30	6-16	.375	3-7	.429	0-0	---	0	2	2	8	0-0	1	0	1	15	15.0	15
Beasley	4-1	107	18-49	.367	14-37	.378	1-2	.500	0	8	8	5	2-0	2	4	0	51	12.8	18
McDaniels	4-2	103	16-30	.533	7-10	.700	4-6	.667	6	6	12	7	15-1	3	4	1	43	10.8	18
Reid	4-1	67	14-27	.519	4-10	.400	7-9	.778	3	8	11	5	8-0	2	4	4	39	9.8	13
Beverley	4-4	103	11-28	.393	2-11	.182	7-7	1.000	6	12	18	25	12-1	3	7	1	31	7.8	11
Vanderbilt	4-2	92	14-28	.500	0-3	.000	1-1	1.000	11	18	29	2	8-0	3	6	3	29	7.3	13
Okogie	3-1	35	7-15	.467	4-10	.400	2-3	.667	2	4	6	1	3-0	1	5	2	20	6.7	11
Prince	4-1	64	10-22	.455	3-10	.300	1-1	1.000	4	11	15	5	8-0	2	3	1	24	6.0	17
Nowell	4-0	51	7-23	.304	0-9	.000	0-0	---	2	5	7	11	1-0	3	3	0	14	3.5	8
McLaughlin	3-0	33	3-10	.300	1-5	.200	0-0	---	0	3	3	9	1-0	2	3	0	7	2.3	3
Knight	2-0	17	1-2	.500	0-0	---	2-2	1.000	2	2	4	2	2-0	0	1	0	4	2.0	2
Layman	2-0	9	1-3	.333	1-1	1.000	0-0	---	0	2	2	0	1-0	1	0	0	3	1.5	3
Bolmaro	3-0	12	1-5	.200	0-4	.000	1-1	1.000	0	3	3	0	1-0	0	2	0	3	1.0	3
TIMBERWOLVES	960	163-378	.431	58-173	.335	39-48	.813	45	117	162	103	78-2	36	67	19	423	105.8	122	
CLIPPERS	960	175-343	.510	54-136	.397	59-70	.843	33	152	185	108	57-0	36	73	22	463	115.8	129	

LA CLIPPERS VS. MINNESOTA

PLAYER	G-GS	MIN	FG-FGA	PCT	3FG-FGA	PCT	FT-FTA	PCT	OFF	DEF	TOT	AST	PF-DQ	STL	TO	BLK	PTS	AVG	HI
George	3-3	101	25-55	.455	7-20	.350	19-20	.950	1	24	25	18	9-0	4	18	1	76	25.3	32
Jackson	4-4	122	30-59	.508	13-30	.433	2-2	1.000	1	12	13	17	6-0	2	9	0	75	18.8	29
Ibaka	1-1	20	7-7	1.000	2-2	1.000	1-1	1.000	1	3	4	1	0-0	0	2	1	17	17.0	17
Mann	4-1	116	22-33	.667	6-12	.500	3-4	.750	3	9	12	11	8-0	2	6	1	53	13.3	17
Moon	1-0	26	6-13	.462	1-4	.250	0-0	---	1	3	4	4	1-0	4	0	1	13	13.0	13
Batum	3-3	78	14-22	.636	9-16	.563	0-1	.000	2	14	16	3	4-0	3	1	2	37	12.3	20
Morris	1-1	24	4-9	.444	1-4	.250	3-3	1.000	0	2	2	2	0-0	0	1	0	12	12.0	12
Zubac	3-3	88	14-20	.700	0-0	---	6-8	.750	9	23	32	2	6-0	3	7	3	34	11.3	14
Ennis (TOT)	1-0	12	4-4	1.000	2-2	1.000	0-0	---	0	1	1	0	2-0	0	1	1	10	10.0	10
Ennis (LAC)	1-0	12	4-4	1.000	2-2	1.000	0-0	---	0	1	1	0	2-0	0	1	1	10	10.0	10
Johnson	1-0	17	2-6	.333	1-2	.500	4-4												



TEAM INFORMATION

Governor: Jeanie Buss
 Vice President of Basketball Operations/General Manager: Rob Pelinka
 Head Coach: Darvin Ham
 Assistant Coaches: Christopher Jent, Phil Handy, Jordan Ott, JD DuBois, Schuyler Rimmer, Zach Peterson
 Head Athletic Trainer: Roger Sancho

Director, Media Relations: Mitch Heckart
 Associate Director, Media Relations: Ta'Nisha Cooper
 Manager, Media Relations: Noah Camarena
 Coordinator, Media Relations: Christopher McGean

Home Court: Crypto.com Arena (18,997; 1999)
 Founded: 1948-49 - Minneapolis Lakers; 1960-61 - Los Angeles Lakers
 NBA Titles: 17 (1948-49, 1949-50, 1951-52, 1952-53, 1954-55, 1971-72, 1979-80, 1981-82, 1984-85, 1986-87, 1987-88, 1999-00, 2000-01, 2001-02, 2008-09, 2009-10, 2019-20)

2021-22 WOLVES VS. LOS ANGELES LAKERS (3-1)

DATE	SITE	FINAL SCORE	WOLVES HIGH	LAKERS HIGH	ATTENDANCE
11/12/21	Los Angeles	W 107-83	Towns 29	Davis 22	18,997
12/17/21	Minnesota	W 110-92	Towns 28	Thomas 19	17,136
01/02/22	Los Angeles	L 103-108	Reid 23	James 26	18,343
03/16/22	Minnesota	W 124-104	Towns 30	James 19	17,136

MINNESOTA VS. LOS ANGELES LAKERS

PLAYER	G-GS	MIN	FG-FGA	PCT	3FG-FGA	PCT	FT-FTA	PCT	OFF	DEF	TOT	AST	PF-DQ	STL	TO	BLK	PTS	AVG	HI
Towns	3-3	89	30-52	.577	7-17	.412	20-21	.952	7	18	25	7	11-0	3	8	5	87	29.0	30
Edwards	3-3	102	19-51	.373	7-22	.318	9-12	.750	4	12	16	9	8-0	4	16	2	54	18.0	27
Russell	3-3	92	16-45	.356	9-24	.375	4-10	.400	0	9	9	19	5-0	4	9	0	45	15.0	22
Reid	3-1	61	17-34	.500	0-8	.000	5-6	.833	9	11	20	4	8-0	1	4	0	39	13.0	23
Beverley	4-4	115	20-38	.526	5-16	.313	5-6	.833	9	22	31	18	10-0	5	5	5	50	12.5	18
Beasley	4-2	115	17-52	.327	10-36	.278	1-1	1.000	2	12	14	9	3-0	3	4	0	45	11.3	17
Nowell	4-0	63	18-36	.500	4-12	.333	3-4	.750	1	10	11	5	4-0	4	3	2	43	10.8	17
McDaniels	3-0	64	10-22	.455	3-10	.300	1-2	.500	8	10	18	1	16-2	1	5	0	24	8.0	9
Prince	3-0	42	4-13	.385	4-11	.364	2-2	1.000	1	6	7	1	3-0	1	1	1	16	5.3	13
Knight	4-0	31	4-6	.667	0-0	---	7-8	.875	4	8	12	0	7-0	1	1	0	15	3.8	5
Vanderbilt	4-4	106	7-14	.500	0-0	---	1-2	.500	16	27	43	5	11-0	10	7	3	15	3.8	4
Okogie	3-0	29	0-2	.000	0-1	.000	6-7	.857	3	6	9	1	5-0	1	2	0	6	2.0	4
Layman	3-0	12	1-4	.250	1-2	.500	0-0	.000	0	3	3	0	0-0	0	1	0	3	1.0	3
McLaughlin	4-0	31	1-5	.200	0-2	.000	0-0	---	0	2	2	10	0-0	1	2	0	2	0.5	2
Bolmaro	3-0	7	0-0	---	0-0	---	0-0	---	0	2	2	1	0-0	0	2	0	0	0.0	0
TIMBERWOLVES	960	165-374	.441	50-161	.311	64-83	.771	64	158	222	90	91-2	39	72	18	444	111.0	124	
LAKERS	960	134-328	.409	44-170	.259	75-101	.743	29	117	146	86	77-0	38	70	24	387	96.8	108	

LOS ANGELES LAKERS VS. MINNESOTA

PLAYER	G-GS	MIN	FG-FGA	PCT	3FG-FGA	PCT	FT-FTA	PCT	OFF	DEF	TOT	AST	PF-DQ	STL	TO	BLK	PTS	AVG	HI
James	3-3	112	20-49	.408	6-23	.261	17-25	.680	1	21	22	14	12-0	5	10	5	63	21.0	26
Thomas	1-0	22	5-12	.417	2-6	.333	7-9	.778	0	2	2	1	1-0	0	1	1	19	19.0	19
Westbrook	4-4	129	23-46	.500	3-14	.214	20-31	.645	2	14	16	16	12-0	3	18	2	69	17.3	20
Davis	2-2	51	11-20	.550	0-2	.000	9-11	.818	2	7	9	2	6-0	3	5	4	31	15.5	22
Monk	3-2	92	16-37	.432	7-25	.280	3-3	1.000	2	5	7	9	3-0	5	8	3	42	14.0	22
Anthony	4-0	107	15-48	.313	7-31	.226	4-6	.667	4	7	11	8	9-0	4	3	3	41	10.3	16
Bradley	3-2	69	9-18	.500	3-9	.333	2-2	1.000	1	8	9	3	3-0	5	0	0	23	7.7	14
Ellington	3-2	75	7-23	.304	6-21	.286	0-0	---	1	4	5	3	3-0	1	4	0	20	6.7	8
Gabriel (TOT)	2-0	31	4-11	.364	0-3	.000	4-4	1.000	2	3	5	1	3-0	1	0	0	12	6.0	10
Gabriel (LAL)	1-0	15	3-6	.500	0-2	.000	4-4	1.000	1	1	2	0	3-0	1	0	0	10	10.0	10
Bazemore	2-2	40	4-12	.333	3-8	.375	0-0	---	1	8	9	3	7-0	2	0	1	11	5.5	11
Howard	2-1	39	3-7	.429	1-3	.333	4-4	1.000	7	9	16	1	6-0	2	3	3	11	5.5	9
Rondo	2-0	47	4-11	.364	2-7	.286	0-0	---	2	11	13	16	3-0	2	8	0	10	5.0	7
Augustin (TOT)	2-0	27	4-8	.500	1-3	.333	0-0	---	0	1	1	3	1-0	1	3	0	9	4.5	7
Augustin (LAL)	1-0	11	3-4	.750	1-1	1.000	0-0	---	0	1	1	1	0-0	0	0	0	7	7.0	7
Reaves	2-1	44	4-6	.667	1-3	.333	0-0	---	0	7	7	3	0-0	0	1	0	9	4.5	7
Doumbouya	1-0	8	1-4	.250	0-1	.000	2-2	1.000	1	1	2	0	0-0	1	1	1	4	4.0	4
Horton-Tucker	2-0	32	3-12	.250	0-5	.000	2-2	1.000	2	6	8	3	3-0	1	3	0	8	4.0	6
Ariza	1-0	12	1-2	.500	1-2	.500	0-0	---	1	1	2	0	0-0	0	1	0	3	3.0	3
Johnson (TOT)	2-1	28	1-4	.250	1-4	.250	1-2	.500	1	1	2	3	4-0	2	0	0	4	2.0	3
Johnson (LAL)	2-1	28	1-4	.250	1-4	.250	1-2	.500	1	1	2	3	4-0	2	0	0	4	2.0	3
Jordan	1-0	10	1-1	1.000	0-0	---	0-0	---	0	2	2	0	1-0	0	0	1	2	2.0	2
Brown	1-0	15	0-6	.000	0-3	.000	0-0	---	0	1	1	0	0-0	0	0	0	0	0.0	0
Huff	1-0	5	0-0	---	0-0	---	0-0	---	0	0	0	0	1-0	1	0	0	0	0.0	0
LAKERS	960	134-328	.409	44-170	.259	75-101	.743	29	117	146	86	77-0	38	70	24	387	96.8	108	
TIMBERWOLVES	960	165-374	.441	50-161	.311	64-83	.771	64	158	222	90	91-2	39	72	18	444	111.0	124	

SERIES FACTS

Overall: 39-83 • Home: 26-34 • Road: 12-49 • playoffs: 4-8 • Preseason: 2-2
 Biggest Wolves Win: 36 (143-107 - 03/28/14, Home)
 Biggest Wolves Loss: 36 (91-127 - 12/27/20, Road)
 Current Overall Streak: W1 Home: W2 Road: L1
 Last Wolves Win: 124-104 @ Minnesota, 03/16/22
 Last Wolves Loss: 103-108 @ Los Angeles, 01/02/22

GAME-BY-GAME

DATE	H/A	W/L	MIN-OPP	DATE	H/A	W/L	MIN-OPP
12/20/89	A	L	97-106*	12/20/13	A	L	76-102
03/04/90	A	L	96-115	01/11/02	H	W	120-102
03/17/90	H	L	99-101	02/27/02	H	W	112-101
04/19/90	A	L	89-113	04/11/02	A	L	83-96
				11/28/14	A	W	120-119
				12/14/14	H	L	94-100
				03/25/15	H	L	99-101*
				04/10/15	A	L	98-106
12/06/90	H	L	73-83	12/01/02	A	W	110-107
12/23/90	A	L	94-118	12/17/02	H	W	96-80
02/13/91	A	L	106-120	03/07/03	A	L	96-106
03/05/91	H	W	94-85	03/14/03	H	L	99-106
				10/28/15	A	W	112-111
				12/09/15	H	W	123-122*
				02/02/16	A	L	115-119
11/10/91	A	L	86-96	01/06/04	H	W	106-90
12/19/91	H	W	93-85	01/30/04	A	W	97-84
02/11/92	H	L	108-116	03/12/04	H	W	96-86
03/20/92	A	L	121-131	03/26/04	A	L	73-90
				11/13/16	H	W	125-99
				03/24/17	A	L	119-130*
				03/30/17	H	W	119-104
				04/09/17	A	L	109-110
12/06/92	A	L	85-107	01/10/05	H	L	96-105
01/06/93	H	L	78-98	01/19/05	A	L	90-93
03/31/93	A	W	126-113	03/31/05	A	W	105-96
04/20/93	H	L	95-107				
				11/09/05	H	W	88-74
				01/01/18	H	W	114-96
				02/15/18	H	W	119-111
11/27/93	H	L	92-96	12/02/05	A	W	113-108
12/05/93	A	W	101-99	12/10/05	H	W	95-82
03/13/94	H	L	88-90	03/15/06	A	L	89-92
03/29/							



TEAM INFORMATION

Controlling Owner and Chairman: Robert J. Pera
 Team President: Jason Wexler
 Executive Vice President of Basketball Operations: Zachary Z. Kleiman
 Head Coach: Taylor Jenkins
 Assistant Coaches: Blake Ahearn, Brad Jones, Darko Rajaković, David McClure, Scoonie Penn, Sonia Raman, Vitaly Potapenko
 Director of Sports Medicine: Eric Oetter

Vice President of Communications and Basketball Information Strategy: Laura Ehret
 Director of Communications: Ross Wooden
 Manager of Communications: Corey Moore
 Senior Coordinator of Communications: Avery Franklin

Home Court: FedExForum (17,794; 2004)
 Founded: 1995-96 - Vancouver Grizzlies; 2001-02 - Memphis Grizzlies
 NBA Titles: None

SERIES FACTS

Overall: 51-50 • Home: 30-21 • Road: 21-29 • Preseason: 3-4 • Playoffs: 2-4
 Biggest Wolves Win: 43 (138-95 - 11/20/21, Home)
 Biggest Wolves Loss: 29 (80-109 - 12/01/07, Road)
 Current Overall Streak: W1 Home: W2 Road: L5
 Last Wolves Win: 119-114 @ Minnesota, 02/24/22
 Last Wolves Loss: 108-116 @ Memphis, 01/13/22

GAME-BY-GAME

DATE	H/A	W/L	MIN-OPP	DATE	H/A	W/L	MIN-OPP	DATE	H/A	W/L	MIN-OPP
11/05/95	A	L	98-100*	12/01/07	A	L	80-109	01/13/21	H	L	107-118
11/28/95	H	W	121-98	03/19/08	H	W	98-94	04/02/21	A	L	108-120
03/17/96	H	W	90-85	04/06/08	H	L	101-113	05/05/21	H	L	135-139
04/03/96	A	L	103-105	04/12/08	A	W	114-105				
				11/08/21	A	L	118-125*				
01/23/97	A	W	95-76	12/29/08	H	W	108-98*	11/20/21	H	W	138-95
02/06/97	H	W	103-86	01/06/09	A	W	94-87	01/13/22	A	L	108-116
02/19/97	A	W	84-73	03/11/09	H	W	104-79	02/24/22	H	W	119-114
03/19/97	H	W	95-72								
				11/14/09	A	L	87-97				
				12/02/09	H	L	95-97				
11/07/97	A	W	108-97	01/15/10	A	L	110-135				
11/29/97	H	W	106-87	02/06/10	H	W	109-102				
01/29/98	A	W	112-106								
03/21/98	H	W	102-88								
				10/30/10	A	L	89-109				
				02/02/11	H	L	84-102				
02/19/99	H	W	115-96	02/23/11	H	L	95-104				
03/04/99	A	W	102-93	04/02/11	A	L	89-106				
03/18/99	A	L	81-86								
04/16/99	H	W	89-75								
				01/04/12	A	L	86-90				
				02/08/12	H	L	80-85				
11/21/99	A	W	105-81	03/27/12	H	L	86-93				
11/27/99	H	W	113-82	04/17/12	A	L	84-91				
02/18/00	H	W	103-91								
04/14/00	A	W	104-94**								
				02/10/13	A	L	88-105				
				03/18/13	A	L	77-92				
11/22/00	H	W	101-100	03/30/13	H	L	86-99				
01/21/01	A	W	96-94								
02/18/01	H	L	102-110								
04/10/01	A	W	104-91	12/15/13	A	W	101-93				
				01/31/14	H	L	90-94				
				03/24/14	A	L	92-109				
				04/02/14	H	W	102-88				
11/02/01	H	W	111-102								
12/06/01	A	W	105-80								
03/21/02	A	W	95-93	10/29/14	A	L	101-105				
04/03/02	H	W	92-81	02/06/15	H	W	90-89				
				02/28/15	H	L	97-101				
				11/15/02	A	W	99-95				
				11/19/02	H	W	110-106*				
03/18/03	H	W	96-80	11/15/15	H	W	106-114				
04/16/03	A	W	95-87	01/23/16	H	W	106-101				
				02/19/16	A	L	104-109				
				03/16/16	A	W	114-108				
11/28/03	A	W	102-98								
02/08/04	H	L	98-99								
04/04/04	H	W	90-82	10/26/16	A	L	98-102				
04/14/04	A	W	107-90	11/01/16	H	W	116-80				
				11/19/16	A	L	71-93				
				02/04/17	H	L	99-107				
11/26/04	H	W	115-90								
01/01/05	H	L	95-104								
02/08/05	A	L	96-108	12/04/17	A	L	92-95				
03/18/05	A	L	83-88	03/26/18	H	L	93-101				
				04/09/18	H	W	113-94				
01/25/06	A	L	87-107								
02/26/06	H	W	105-99	11/18/18	H	L	87-100				
04/11/06	A	L	76-92	01/30/19	H	W	99-97*				
04/19/06	H	L	92-102**	02/05/19	A	L	106-108				
				03/23/19	A	W	112-99				
01/12/07	A	W	116-110								
02/09/07	A	L	97-105*	11/06/19	A	L	121-137				
04/18/07	H	L	94-116	12/01/19	H	L	107-115				
				01/08/20	A	L	112-119				

2021-22 WOLVES VS. GRIZZLIES (2-2)

DATE	SITE	FINAL SCORE	WOLVES HIGH	GRIZZLIES HIGH	ATTENDANCE
11/08/21	Memphis	L 118-125 (OT)	Russell 30	Morant 33	12,416
11/20/21	Minnesota	W 138-95	Russell 28	Bane 21	17,136
01/13/22	Memphis	L 108-116	Edwards 30	Bane 21	15,881
02/24/22	Minnesota	W 119-114	Russell 37	Jackson Jr./Williams 21	16,326

MINNESOTA VS. MEMPHIS

PLAYER	G-GS	MIN	FG-FGA	PCT	3FG-FGA	PCT	FT-FTA	PCT	OFF	DEF	TOT	AST	PF-DQ	STL	TO	BLK	PTS	AVG	HI
Russell	4-4	141	43-77	.558	19-41	.463	19-24	.792	2	12	14	27	14-1	2	10	2	124	31.0	37
Towns	4-4	135	37-71	.521	8-21	.381	11-15	.733	13	24	37	11	16-0	3	10	8	93	23.3	25
Edwards	4-4	139	27-63	.429	14-32	.438	17-22	.773	3	8	11	16	9-0	4	11	2	85	21.3	30
Beasley	4-4	91	13-34	.382	10-27	.370	0-0	---	1	10	11	7	7-0	1	1	0	36	9.0	17
Beverley	4-4	110	13-35	.371	8-17	.471	2-4	---	8	11	19	18	11-0	7	5	5	36	9.0	13
Knight	1-0	9	2-2	1.000	0-0	---	2-4	---	5	0	3	3	0-0	1	1	0	6	6.0	6
McDaniels	4-1	82	9-22	.409	2-10	.200	4-5	.800	4	14	18	1	19-2	3	2	3	24	6.0	11
Reid	4-0	61	8-23	.348	3-8	.375	3-5	.600	7	9	16	3	7-0	1	4	8	22	5.5	8
Vanderbilt	4-3	94	9-16	.563	0-1	.000	4-6	.667	13	22	35	4	16-1	5	4	3	22	5.5	8
Bolmaro	1-0	7	2-2	1.000	1-1	1.000	0-0	---	0	4	4	0	0-0	0	1	0	5	5.0	5
McLaughlin	2-0	27	3-4	.750	1-2	.500	1-1	1.000	0	3	3	1	0-0	0	2	1	8	4.0	8
Nowell	1-0	8	1-5	.200	0-2	.000	2-2	1.000	1	2	3	1	0-0	0	0	0	4	4.0	4
Prince	4-0	52	6-18	.333	2-11	.182	2-2	1.000	1	4	5	6	5-0	1	2	1	16	4.0	9
Okogie	2-0	22	1-3	.333	0-1	.000	0-0	---	3	0	3	2	2-0	0	0	0	2	1.0	2
Layman	1-0	8	0-2	.000	0-2	.000	0-0	---	0	1	1	0	0-0	0	0	0	0	0.0	0
TIMBERWOLVES		985	174-377	.462	68-176	.386	67-90	.744	57	126	183	100	106-4	29	59	33	483	120.8	138
GRIZZLIES		985	155-365	.425	37-123	.301	103-136	.757	67	132	199	96	82-1	33	62	27	450	112.5	125

MEMPHIS VS. MINNESOTA

PLAYER	G-GS	MIN	FG-FGA	PCT	3FG-FGA	PCT	FT-FTA	PCT	OFF	DEF	TOT	AST	PF-DQ	STL	TO	BLK	PTS	AVG	HI
Morant	4-4	134	25-74	.338	3-20	.150	27-34	.794	7	15	22	26	8-0	4	13	2	80	20.0	33
Bane	4-4	128	21-53	.396	8-30	.267	19-20	.950	4	10	14	7	11-0	6	8	0	69	17.3	21
Jackson	4-4	122	20-45	.444	4-10	.400	23-31	.742	9	19	28	4	16-1	4	8	12	67	16.8	21
Melton	3-1	70	13-31	.419	6-16	.375	6-6	1.000	2	9	11	10	4-0	5	4	1	38	12.7	



TEAM INFORMATION

Managing General Partner: Micky Arison
President: Pat Riley
Senior Vice President, Basketball Operations/General Manager: Andy Elisburg
Head Coach: Erik Spoelstra
Assistant Coaches: Chris Quinn, Malik Allen, Caron Butler
Assistant Coach/Player Development: Octavio de la Grana
Head Athletic Trainer: Jay Sabol

Vice President, Sports Media Relations: Tim Donovan
Senior Director of Sports Media Relations: Rob Wilson
Director of Sports Media Relations: Michael Lissack
Sports Media Relations Senior Manager: Nick Maiorana
Sports Media Relations/Basketball Operations Assistant: Maddox Burnett

Home Court: FTX Arena (19,600; 2000)
Founded: 1988-89
NBA Titles: Three (2005-06, 2011-12, 2012-13)

SERIES FACTS

Overall: 30-34 • Home: 17-16 • Road: 13-18 • Preseason: 7-2
 Biggest Wolves Win: 17 (94-77 - 03/12/01, Home; 108-91 - 03/25/03, Home)
 Biggest Wolves Loss: 41 (72-113 - 03/05/96, Road)
 Current Overall Streak: W2 Home: W4 Road: W1
 Last Wolves Win: 113-104 @ Miami, 03/12/22
 Last Wolves Loss: 112-121 @ Miami, 05/07/21

GAME-BY-GAME

DATE	H/A	W/L	MIN-OPP	DATE	H/A	W/L	MIN-OPP
11/29/89	A	W	105-100	02/23/10	A	W	91-88
12/15/89	H	L	84-95	04/03/10	H	L	84-97
01/11/91	A	W	108-107	11/02/10	A	L	97-129
03/17/91	H	W	90-87	04/01/11	H	L	92-111
01/20/92	A	L	106-121	12/30/11	H	L	101-103
03/25/92	H	L	97-105	12/18/12	A	L	92-103
02/10/93	H	L	90-101	03/04/13	H	L	81-97
02/28/93	A	L	93-105	12/07/13	H	L	82-103
03/02/94	H	L	100-108*	04/04/14	A	W	122-121**
04/19/94	A	L	99-126	11/08/14	A	L	92-102
01/05/95	A	L	91-114	02/04/15	H	W	102-101
02/26/95	H	W	106-99	11/05/15	H	L	84-96
03/03/96	H	W	89-87	11/17/15	A	W	103-91
03/05/96	A	L	72-113	02/06/17	H	L	113-115
03/23/97	H	L	108-113	03/17/17	A	L	105-123
04/14/97	A	W	95-87	10/30/17	A	W	125-122*
02/17/98	A	L	84-110	11/24/17	H	L	97-109
04/07/98	H	W	92-89	03/26/99	H	W	100-93
12/30/18	A	W	113-104	04/05/19	H	W	111-109
12/28/99	A	L	78-89	12/28/99	A	L	78-89
01/11/00	H	L	106-116	01/11/00	H	L	106-116
03/09/01	A	L	79-86	03/09/01	A	L	79-86
03/12/01	H	W	94-77	03/12/01	H	W	94-77
11/20/01	A	W	80-73	11/20/01	A	W	80-73
02/17/02	H	W	93-80	02/17/02	H	W	93-80
03/25/03	H	W	108-91	03/25/03	H	W	108-91
03/28/03	A	L	84-111	03/28/03	A	L	84-111
11/08/03	A	W	88-79	11/08/03	A	W	88-79
01/10/04	H	W	83-77	01/10/04	H	W	83-77
11/16/04	H	W	108-97	11/16/04	H	W	108-97
03/10/05	A	L	90-107	03/10/05	A	L	90-107
01/01/06	A	L	70-97	01/01/06	A	L	70-97
03/21/06	H	W	100-96	03/21/06	H	W	100-96
03/09/07	A	L	91-105	03/09/07	A	L	91-105
03/30/07	H	L	77-92	03/30/07	H	L	77-92
12/17/07	A	L	87-91	12/17/07	A	L	87-91
01/08/08	H	W	101-91	01/08/08	H	W	101-91
01/13/09	H	L	96-99	01/13/09	H	L	96-99
02/18/09	A	W	111-104	02/18/09	A	W	111-104

2021-22 WOLVES VS. HEAT (2-0)

DATE	SITE	FINAL SCORE	WOLVES HIGH	HEAT HIGH	ATTENDANCE
11/24/21	Minnesota	W 113-101	Edwards 33	Adebayo 18	17,136
03/12/22	Miami	W 113-104	Nowell 16	Herro 30	19,600

MINNESOTA VS. MIAMI

PLAYER	G-GS	MIN	FG-FGA	PCT	3FG-FGA	PCT	FT-FTA	PCT	OFF	DEF	TOT	AST	PF-DQ	STL	TO	BLK	PTS	AVG	HI
Edwards	2-2	80	17-37	.459	9-23	.391	5-5	1.000	1	21	22	11	5-0	6	6	2	48	24.0	33
Beasley	2-1	68	13-28	.464	9-22	.409	6-7	.857	1	5	6	1	7-0	2	1	1	41	20.5	29
Russell	2-2	70	9-27	.333	5-16	.313	11-11	1.000	0	9	9	15	0-0	2	9	2	34	17.0	20
Nowell	1-0	22	6-13	.462	2-5	.400	2-2	1.000	0	0	0	1	0-0	0	0	0	16	16.0	16
Towns	2-2	54	8-21	.381	2-8	.250	8-10	.800	3	13	16	4	8-0	0	5	2	26	13.0	15
McDaniels	2-1	48	9-15	.600	2-6	.333	1-1	1.000	4	6	10	0	11-1	1	4	2	21	10.5	14
Vanderbilt	1-1	25	2-3	.667	0-0	---	4-5	.800	7	8	15	3	5-0	4	1	0	8	8.0	8
Prince	2-0	35	4-12	.333	3-9	.333	3-5	.600	0	3	3	1	4-0	1	1	0	14	7.0	11
Reid	2-0	40	3-12	.250	1-4	.250	6-6	1.000	5	11	16	2	3-0	3	1	3	13	6.5	11
McLaughlin	2-0	32	2-6	.333	0-2	.000	1-1	1.000	0	1	1	6	1-0	3	2	0	5	2.5	5
Beverley	1-1	5	0-2	.000	0-2	.000	0-0	---	0	0	0	1	1-0	0	0	0	0	0.0	0
Okogie	1-0	0	0-0	---	0-0	---	0-0	---	0	0	0	0	0-0	0	0	0	0	0.0	0
TIMBERWOLVES		480	73-176	.415	33-97	.340	47-53	.887	21	77	98	45	45-1	22	33	12	226	113.0	113
HEAT		480	68-162	.420	30-87	.345	39-54	.722	15	78	93	48	49-1	13	39	3	205	102.5	104

MIAMI VS. MINNESOTA

PLAYER	G-GS	MIN	FG-FGA	PCT	3FG-FGA	PCT	FT-FTA	PCT	OFF	DEF	TOT	AST	PF-DQ	STL	TO	BLK	PTS	AVG	HI
Herro	2-0	70	13-37	.351	10-21	.476	10-10	1.000	0	14	14	4	2-0	2	6	1	46	23.0	30
Strus	1-0	31	6-12	.500	5-11	.455	2-2	1.000	1	6	7	2	5-0	0	1	0	19	19.0	19
Adebayo	2-2	70	14-22	.636	0-0	---	9-20	.450	4	13	17	7	6-0	4	8	0	37	18.5	19
Butler	1-1	39	5-9	.556	0-3	.000	6-7	.857	0	8	8	5	1-0	1	3	0	16	16.0	16
Lowry	2-2	60	7-18	.389	3-12	.250	4-6	.667	3	10	13	12	8-1	1	7	0	21	10.5	14
Robinson	2-2	55	7-22	.318	6-21	.286	0-0	---	0	5	5	7	6-0	1	2	0	20	10.0	17
Vincent	2-1	43	6-17	.353	4-12	.333	0-0	---	0	4	4	5	7-0	4	2	0	16	8.0	14
Morris	1-0	17	3-7	.429	0-2	.000	0-0	---	0	4	4	1	2-0	0	4	0	6	6.0	6
Dedmon	2-0	22	2-5	.400	0-1	.000	7-7	1.000	3	8	11	0	5-0	0	3	1	11	5.5	9
Tucker	2-2	55	4-11	.364	1-3	.333	0-0	---	4	4	8	4	6-0	0	3	1	9	4.5	6
Highsmith	1-0	5	1-1	1.000	1-1	1.000	0-0	---	0	0	0	0	0-0	0	0	0	3	3.0	3
Martin	1-0	13	0-1	.000	0-0	---	1-2	.500	0	2	2	1	1-0	0	0	0	1	1.0	1
HEAT		480	68-162	.420	30-87	.345	39-54	.722	15	78	93	48	49-1	13	39	3	205	102.5	104
TIMBERWOLVES		480	73-176	.415	33-97	.340	47-53	.887	21	77	98	45	45-1	22	33	12	226	113.0	113



TEAM INFORMATION

Owners: Wes Edens, Marc Lasry, Jamie Dinan and Mike Fascitelli
General Manager: Jon Horst
Assistant General Manager: Milt Newton
Head Coach: Mike Budenholzer
Associate Head Coach: Charles Lee
Assistant Coaches: Vince Legarza, Blaine Mueller, DeMarre Carroll, Patrick St. Andrews, Vin Baker, Chad Forcier, Mike Dunlap, Josh Oppenheimer
Head Athletic Trainer: Scott Faust

Chief Communications Officer: Barry Baum
Vice President of Communications: Dan Smyczek
Communications Manager: Eric Kohlbeck
Communications Coordinator: Kate Reed

Home Court: Fiserv Forum (17,500; 2018)
Founded: 1968-69
NBA Titles: Two (1970-71, 2020-21)

SERIES FACTS

Overall: 33-31 • **Home:** 20-12 • **Road:** 13-19 • **Preseason:** 29-25
Biggest Wolves Win: 27 (109-82 - 03/19/00, Home)
Biggest Wolves Loss: 33 (94-127 - 01/23/10, Road)
Current Overall Streak: W2 Home: W1 Road: W1
Last Wolves Win: 108-89 @ Minnesota, 02/01/18
Last Wolves Loss: 105-130 @ Minnesota, 04/14/21

GAME-BY-GAME

DATE	H/A	W/L	MIN-OPP	DATE	H/A	W/L	MIN-OPP
12/23/89	H	L	90-94	11/06/09	H	L	72-87
12/30/89	A	L	99-109	01/23/10	A	L	94-127
11/03/90	A	L	93-111	10/29/10	H	W	96-85
04/19/91	H	W	109-91	02/22/11	A	L	88-94
12/14/91	A	L	92-103	12/27/11	A	L	95-98
01/02/92	H	L	91-92	11/30/12	H	W	95-85
01/05/93	A	L	100-114	04/03/13	A	W	107-98
01/30/93	H	W	91-82	12/28/13	A	W	117-95
11/16/93	A	W	102-98	03/11/14	H	W	112-101
02/15/94	H	W	97-90	11/26/14	H	L	86-103
02/08/95	A	L	93-100	01/09/15	A	L	84-98
04/14/95	H	W	104-100*	01/02/16	H	L	85-95
11/26/95	A	W	105-102	03/04/16	A	L	101-116
12/27/95	H	L	93-99*	12/30/16	H	W	116-99
01/04/97	A	W	97-91	03/11/17	A	L	95-102
04/18/97	H	W	122-112	12/28/17	A	L	96-102
02/01/98	H	L	110-118	02/01/18	H	W	108-89
04/18/98	A	W	111-109	10/26/18	H	L	95-125
03/28/99	H	L	85-94	02/23/19	A	L	128-140
03/04/00	A	W	91-84	11/04/19	H	L	106-134
03/19/00	H	W	109-82	01/01/20	A	L	104-106
11/11/00	A	W	103-92	02/23/21	A	L	112-139
01/29/01	H	W	99-96	04/14/21	H	L	105-130
11/10/01	A	W	98-82	10/27/21	A	W	113-108
01/02/02	H	W	95-77	03/19/22	H	W	138-119
11/07/02	H	W	114-110				
02/24/03	A	W	117-114				
10/29/03	H	W	95-89				
02/24/04	A	W	108-102				
02/01/05	A	L	86-91				
03/04/05	H	W	103-97				
11/25/05	H	W	99-91				
01/10/06	A	L	92-95				
12/16/06	A	L	104-108				
12/22/06	H	L	107-113				
12/15/07	A	L	92-95				
04/16/08	H	W	110-101*				
01/10/09	H	W	106-104				
01/26/09	A	W	90-83				

2021-22 WOLVES VS. BUCKS (2-0)

DATE	SITE	FINAL SCORE	WOLVES HIGH	BUCKS HIGH	ATTENDANCE
10/27/21	Milwaukee	W 113-108	Russell 29	Antetokounmpo 40	17,341
03/19/22	Minnesota	W 138-119	Edwards/Towns 25	Connaughton/Lopez/Middleton/27	17,136

MINNESOTA VS. MILWAUKEE

PLAYER	G-GS	MIN	FG-FGA	PCT	3FG-FGA	PCT	FT-FTA	PCT	OFF	DEF	TOT	AST	PF-DQ	STL	TO	BLK	PTS	AVG	HI
Edwards	2-2	66	18-40	.450	7-20	.350	7-8	.875	1	11	12	7	3-0	4	3	0	50	25.0	25
Towns	2-2	70	15-25	.600	7-11	.636	13-16	.813	3	11	14	10	4-0	3	10	3	50	25.0	25
Russell	2-2	66	18-37	.486	7-19	.368	2-3	.667	1	7	8	15	4-0	0	8	0	45	22.5	29
Reid	1-0	22	9-11	.692	1-5	.200	2-2	1.000	3	1	4	1	4-0	1	2	0	21	10.5	14
Nowell	1-0	21	4-11	.364	2-4	.500	0-0	---	1	2	3	2	2-0	0	0	0	10	10.0	10
Vanderbilt	2-2	62	7-10	.700	0-1	.000	5-6	.833	6	15	21	4	7-0	2	1	0	19	9.5	10
Prince	2-0	33	5-10	.500	2-7	.286	4-5	.800	0	5	5	2	4-0	3	0	1	16	8.0	14
Beasley	2-0	39	5-15	.333	4-11	.364	1-1	1.000	1	5	6	5	1-0	1	0	0	15	7.5	9
Knight	1-0	4	2-3	.667	0-1	.000	2-2	1.000	0	0	0	0	1-0	0	0	0	6	6.0	6
Beverley	2-1	31	3-9	.333	3-8	.375	0-0	---	0	7	7	7	2-0	2	2	1	9	4.5	7
McLaughlin	2-0	23	3-5	.600	1-2	.500	0-0	---	1	1	2	3	2-0	1	0	0	7	3.5	7
McDaniels	1-1	32	1-3	.333	1-3	.333	0-0	---	1	10	11	2	4-0	0	2	1	3	3.0	3
Bolmaro	1-0	2	0-1	.000	0-0	---	0-0	---	0	0	0	0	1-0	0	0	0	0	0.0	0
Layman	1-0	4	0-0	---	0-0	---	0-0	---	0	0	0	0	0-0	0	0	0	0	0.0	0
Okogie	1-0	4	0-1	.000	0-0	---	0-0	---	0	0	0	1	0-0	0	0	0	0	0.0	0
TIMBERWOLVES	480	90-183	.492	35-92	.380	36-43	.837	18	75	93	59	39-0	17	28	6	251	125.5	138	
BUCKS	480	82-192	.427	33-103	.320	30-38	.789	27	67	94	49	36-0	16	23	7	227	113.5	119	

MILWAUKEE VS. MINNESOTA

PLAYER	G-GS	MIN	FG-FGA	PCT	3FG-FGA	PCT	FT-FTA	PCT	OFF	DEF	TOT	AST	PF-DQ	STL	TO	BLK	PTS	AVG	HI
G. Antetokounmpo	1-1	35	15-23	.652	3-6	.500	7-9	.778	4	12	16	7	1-0	0	2	3	40	40.0	40
Middleton	2-2	60	12-29	.414	4-15	.267	3-4	.750	3	9	12	10	6-0	4	4	0	31	15.5	16
Lopez	1-1	20	6-10	.600	0-2	.000	3-3	1.000	3	1	4	1	3-0	0	0	2	15	15.0	15
Holiday	1-1	20	5-13	.385	1-4	.250	3-4	.750	0	2	2	7	1-0	2	4	0	14	14.0	14
Allen	2-2	51	9-18	.500	6-14	.429	2-2	1.000	1	8	9	3	4-0	1	3	0	26	13.0	17
Ibaka (TOT)	2-1	41	8-18	.444	3-8	.375	3-3	1.000	3	6	9	1	3-0	0	2	1	22	11.0	17
Ibaka (MIL)	1-0	21	1-11	.091	1-6	.167	2-2	1.000	2	3	5	0	3-0	0	0	0	5	5.0	5
Connaughton	2-1	51	7-22	.318	7-20	.350	0-0	---	1	4	5	2	4-0	2	0	0	21	10.5	15
Matthews	1-0	17	3-5	.600	3-5	.600	0-0	---	1	1	2	1	1-0	1	0	0	9	9.0	9
Nwora	2-0	42	6-15	.400	5-9	.556	0-0	---	3	6	9	3	3-0	0	2	1	17	8.5	9
Hood	1-0	13	1-3	.333	0-0	---	4-4	1.000	1	3	4	1	1-0	0	0	0	7	7.0	7
T. Antetokounmpo	2-0	20	5-7	.714	0-0	---	5-5	1.000	3	2	5	1	2-0	1	0	0	12	6.0	10
Portis	2-1	41	5-17	.294	0-7	.000	0-0	---	3	10	13	0	4-0	0	2	1	10	5.0	6
Bembry (TOT)	2-1	43	4-7	.571	0-2	.000	1-2	.500	2	7	9	1	2-0	1	2	0	9	4.5	6
Hill	2-1	35	4-7	.571	0-2	.000	1-1	1.000	1	2	4	2	4-0	1	1	0	9	4.5	6
Carter (TOT)	3-0	34	4-7	.571	1-3	.333	2-2	1.000	0	6	6	9	1-0	0	3	0	11	3.7	11
Carter (MIL)	1-0	28	4-6	.667	1-3	.333	2-2	1.000	0	5	5	7	0-0	0	2	0	11	11.0	11
Ojeleye	1-0	12	0-5	.000	0-5	.000	0-2	.000	1	0	1	0	0-0	0	1	0	0	0.0	0
Robinson	1-0	11	0-1	.000	0-1	.000	0-0	---	0	0	0	2	0-0	0	2	0	0	0.0	0
BUCKS	480	82-192	.427	33-103	.320	30-38	.789	27	67	94	49	36-0	16	23	7	227	113.5	119	
TIMBERWOLVES	480	90-183	.492	35-92	.380	36-43	.837	18	75	93	59	39-0	17	28	6	251	125.5	138	



TEAM INFORMATION

Owner: Gayle Benson
 Executive Vice President of Basketball Operations: David Griffin
 General Manager: Trajan Langdon
 Head Coach: Willie Green
 Assistant Coaches: Jarron Collins, Casey Hill, Fred Vinson, Teresa Weatherspoon
 Coaching Advisor: Mike D'Antoni
 Vice President of Player Care & Performance: Aaron Nelson
 Head Athletic Trainer: Tom Maystadt

Senior VP of Communications/Broadcasting: Greg Benschel
 Director of Basketball Communications: Matt Ryan
 Basketball Communications & Broadcast Manager: Chris Trahand
 Basketball Communications Coordinator: Henry Valier

Home Court: Smoothie King Center (16,867; 2002)
 Founded: 2002-03 - New Orleans Hornets; 2005-06 - New Orleans/Oklahoma City Hornets; 2007-08 - New Orleans Hornets; 2014-15 - New Orleans Pelicans
 NBA Titles: None

SERIES FACTS

Overall: 32-36 • Home: 18-17 • Road: 14-19 • Preseason: 1-0
 Biggest Wolves Win: 35 (144-109 - 04/13/16, Home)
 Biggest Wolves Loss: 48 (91-139 - 11/14/14, Road)
 Current Overall Streak: L1 Home: L1 Road: L1
 Last Wolves Win: 110-96 @ New Orleans, 11/22/21
 Last Wolves Loss: 125-128 @ New Orleans, 01/11/22

GAME-BY-GAME

DATE	H/A	W/L	MIN-OPP	DATE	H/A	W/L	MIN-OPP
11/13/02	A	L	98-102	02/27/16	A	W	112-110
02/14/03	H	W	114-93	04/13/16	H	W	144-109
01/13/04	A	W	94-89	11/23/16	A	L	96-117
01/19/04	H	W	97-90	02/10/17	H	L	106-122
				03/19/17	A	L	109-123
11/06/04	H	W	99-92	11/01/17	A	W	104-98
11/20/04	A	W	99-94	11/29/17	A	W	120-102
03/23/05	H	W	107-102	01/06/18	H	W	116-98
04/18/05	A	W	102-99	02/03/18	H	W	118-107
11/23/05	A	L	80-84	11/14/18	H	W	107-100
12/21/05	H	W	88-69	12/31/18	A	L	114-123
02/11/06	H	L	94-100	01/12/19	H	W	110-106
11/18/06	H	L	96-99	02/08/19	A	L	117-122
11/24/06	A	W	86-79	11/24/19	H	L	99-107
02/02/07	A	L	83-90	03/03/20	A	W	139-134
04/07/07	H	L	94-96	03/08/20	H	L	107-120
11/17/07	H	L	82-100	01/23/21	H	W	120-110
11/26/07	A	W	103-94	03/11/21	A	W	135-105
12/22/07	A	L	76-110	05/01/21	H	L	136-140*
04/09/08	H	L	90-122	01/23/09	H	W	96-89
				02/08/09	A	L	98-107
01/23/09	H	W	116-108	03/18/09	A	L	93-94
02/08/09	A	L	97-101				
03/18/09	A	L	93-94	12/04/09	A	L	89-98
				12/09/09	H	L	96-97
12/04/09	A	L	89-98	01/22/10	H	L	94-96
12/09/09	H	L	96-97	04/11/10	A	L	86-114
01/22/10	H	L	94-96				
04/11/10	A	L	86-114	12/27/10	H	W	113-98
				02/07/11	A	W	104-92
12/27/10	H	W	113-98	02/25/11	H	L	81-95
02/07/11	A	W	104-92				
02/25/11	H	L	81-95	01/13/12	A	W	87-80
				03/10/12	H	L	89-95
01/13/12	A	W	87-80	04/07/12	A	L	90-99
03/10/12	H	L	89-95				
04/07/12	A	L	90-99	12/14/12	A	W	113-102
				01/11/13	A	L	92-104
12/14/12	A	W	113-102	02/02/13	H	W	115-86
01/11/13	A	L	92-104	03/17/13	H	W	97-95
02/02/13	H	W	115-86				
03/17/13	H	W	97-95	01/01/14	H	W	124-112
				01/29/14	H	W	88-77
01/01/14	H	W	124-112	02/07/14	A	L	91-98
01/29/14	H	W	88-77				
02/07/14	A	L	91-98	11/14/14	A	L	91-139
				01/23/15	H	L	84-92
11/14/14	A	L	91-139	03/29/15	A	L	88-110
01/23/15	H	L	84-92	04/13/15	H	L	88-100
03/29/15	A	L	88-110				
04/13/15	H	L	88-100	01/19/16	A	L	99-114
				02/08/16	H	L	102-116

2021-22 WOLVES VS. PELICANS (2-2)

DATE	SITE	FINAL SCORE	WOLVES HIGH	PELICANS HIGH	ATTENDANCE
10/23/21	Minnesota	W 96-89	Towns 25	Ingram 30	15,343
10/25/21	Minnesota	L 98-107	Towns 32	Ingram 27	14,435
11/22/21	New Orleans	W 110-96	Towns 28	Hernangomez 19	15,689
01/11/22	New Orleans	L 125-128	Edwards 28	Ingram 33	15,155

MINNESOTA VS. NEW ORLEANS

PLAYER	G-GS	MIN	FG-FGA	PCT	3FG-FGA	PCT	FT-FTA	PCT	OFF	DEF	TOT	AST	PF-DQ	STL	TO	BLK	PTS	AVG	HI
Towns	4-4	145	39-81	.481	10-26	.385	23-29	.793	15	21	36	16	16-1	6	14	7	111	27.8	32
Edwards	4-4	147	34-82	.415	16-40	.400	9-11	.818	8	21	29	14	10-0	6	10	2	93	23.3	28
Russell	4-4	123	17-59	.288	8-35	.229	8-10	.800	2	11	13	23	7-0	3	12	2	50	12.5	18
Beverley	4-2	89	12-25	.480	6-14	.429	8-10	.800	3	9	12	14	7-0	8	3	5	38	9.5	13
Beasley	4-0	100	13-33	.394	8-23	.348	2-2	1.000	2	8	10	4	3-0	2	1	0	36	9.0	18
Vanderbilt	4-2	72	11-19	.579	0-1	.000	6-9	.667	11	13	24	4	12-1	8	4	0	28	7.0	16
McDaniels	4-2	117	9-25	.360	3-12	.250	5-5	1.000	7	15	22	4	7-0	2	4	5	26	6.5	10
Reid	4-0	44	9-22	.409	2-9	.222	2-4	.500	2	3	5	0	13-0	5	1	3	22	5.5	12
Prince	4-0	46	5-13	.385	2-8	.250	3-6	.500	1	5	6	2	6-0	3	2	2	15	3.8	5
Knight	1-0	3	1-1	1.000	0-0	---	0-0	---	0	0	0	0	1-0	0	0	1	2	2.0	2
McLaughlin	3-0	26	2-5	.400	0-1	.000	2-2	1.000	0	3	3	4	0-0	2	1	0	6	2.0	6
Nowell	2-0	5	0-2	.000	0-1	.000	1-2	.500	0	1	1	0	0-0	0	0	0	1	0.5	1
Okogie	3-2	36	0-4	.000	0-1	.000	1-6	.167	2	5	7	4	5-0	3	1	1	1	0.3	1
Bolmaro	1-0	3	0-1	.000	0-0	---	0-0	---	1	0	1	1	1-0	0	1	0	0	0.0	0
Layman	1-0	3	0-0	---	0-0	---	0-0	---	0	0	0	0	0-0	0	0	0	0	0.0	0
TIMBERWOLVES	960	152-372	.409	55-171	.322	70-96	.729	54	115	169	90	88-2	48	56	28	429	107.3	125	
PELICANS	960	149-340	.438	41-135	.304	81-101	.802	60	147	207	91	91-0	27	94	17	420	105.0	128	

NEW ORLEANS VS. MINNESOTA

PLAYER	G-GS	MIN	FG-FGA	PCT	3FG-FGA	PCT	FT-FTA	PCT	OFF	DEF	TOT	AST	PF-DQ	STL	TO	BLK	PTS	AVG	HI
Ingram	4-4	150	36-76	.474	14-28	.500	13-15	.867	6	21	27	18	13-0	2	22	2	99	24.8	33
Hernangomez	1-0	22	8-9	.889	0-0	---	3-4	.750	3	8	11	0	4-0	1	2	0	19	19.0	19
Hart	2-2	68	13-23	.565	1-7	.143	7-9	.778	5	9	14	10	6-0	4	5	3	34	17.0	21
Valanciunas	4-4	122	21-47	.447	0-0	---	26-28	.929	19	39	58	11	18-0	3	8	4	68	17.0	22
Graham	3-3	106	13-39	.333	3-23	.130	14-17	.824	2	8	10	13	3-0	4	9	0	43	14.3	21
Alexander-Walker	4-2	120	20-56	.357	8-31	.258	6-8	.750	8	20	28	14	5-0	4	11	0	54	13.5	17
Hayes	3-0	40	8-10	.800	0-0	---	4-9	.444	2	5	7	0	9-0	2	4	2	20	6.7	13
Clark	1-0	6	2-2	1.000	2-2	1.000	0-0	---	0	1	1	0	0-0	0	0	0	6	6.0	6
Temple	4-1	63	8-20	.400	5-15	.333	2-3	.667	4	12	16	2	4-0	1	7	3	23	5.8	8
Jones	4-3	116	8-21	.381	2-4	.500	4-4	1.000	7	8	15	7	13-0	2	6	3	22	5.5	14
Murphy	3-0	45	4-9	.444	4-9	.444	0-0	---	1	8	9	0	5-0	2	0	0	12	4.0	6
Lewis	3-0	53	4-17	.235	1-10	.100	1-2	.500	0	4	4	10	2-0	1	6	0	10	3.3	10
Satoransky	1-1	13	1-3	.333	0-1	.000	0-0	---	1	0	1	0	2-0	0	1	0	2	2.0	2
Marshall	3-0	21	2-4	.500	0-1	.000	1-2	.500	1	4	5	3	3-0	0	5	0	5	1.7	3
Alvarado	2-0	15	1-4	.250	1-4	.250	0-0	---	1	0	1	3	4-0	1	0	0	3	1.5	3
PELICANS	960	149-340	.438	41-135	.304	81-101	.802	60	147	207	91	91-0	27	94	17	420	105.0	128	
TIMBERWOLVES	960	152-372	.409	55-171	.322	70-96	.729	54	115	169	90	88-2	48	56	28	429	107.3	125	



TEAM INFORMATION

Executive Chairman & NBA Governor: James L. Dolan
 President: Leon Rose
 General Manager: Scott Perry
 Head Coach: Tom Thibodeau
 Associate Head Coach: Johnnie Bryant
 Assistant Coaches: Darren Erman, Andy Greer, Larry Greer
 Head Athletic Trainer: Anthony Goenaga

Vice President, Media Relations: Gregg Schwartz
 Director, Public Relations: Derek Lapinski
 Coordinator, Media Relations: Brittany Stamoulis

Home Court: Madison Square Garden (19,812; 1968)
 Founded: 1946-47
 NBA Titles: Two (1969-70, 1972-73)

SERIES FACTS

Overall: 28-34 • Home: 16-15 • Road: 12-19 • Preseason: 3-1
 Biggest Wolves Win: 21, 3X MR: (114-93 - 03/22/08, Home)
 Biggest Wolves Loss: 27 (105-132 - 01/26/10, Road)
 Current Overall Streak: W1 Home: L1 Road: W1
 Last Wolves Win: 112-110 @ New York, 01/18/22
 Last Wolves Loss: 88-96 @ Minnesota, 12/28/21

GAME-BY-GAME

DATE	H/A	W/L	MIN-OPP	DATE	H/A	W/L	MIN-OPP
11/18/89	A	L	96-111	03/13/09	H	L	94-102
03/15/90	H	W	102-82	01/26/10	A	L	105-132
12/13/90	H	L	76-87	01/31/10	H	W	112-91
01/16/91	A	W	93-89	11/12/10	H	W	112-103
12/23/91	H	L	91-97	12/06/10	A	L	114-121
02/29/92	A	L	87-103	02/11/12	H	L	98-100
11/25/92	H	L	78-99	11/23/12	A	L	91-94
02/23/93	A	L	91-95	02/08/13	H	L	94-100
01/17/94	A	L	94-106	11/03/13	A	W	109-100
03/24/94	H	L	106-123	03/05/14	H	L	106-118
12/30/94	H	L	81-90	11/19/14	H	W	115-99
01/08/95	A	L	87-102	03/19/15	A	W	95-92*
01/27/96	A	L	95-104	12/16/15	A	L	102-107
03/13/96	H	L	82-106	02/20/16	H	L	95-103
11/16/96	A	L	79-82	11/30/16	H	L	104-106
12/26/96	H	W	88-80	12/02/16	A	L	114-118
12/11/97	A	L	103-107	01/12/18	H	W	118-108
02/04/98	H	W	95-88	03/23/18	A	W	108-104
02/25/99	A	L	113-115*	02/22/19	A	W	115-104
11/11/99	H	W	93-90	03/10/19	H	W	103-92
02/16/00	A	L	89-93	02/21/21	A	L	99-103
12/02/00	A	L	90-100	03/31/21	H	W	102-101
12/30/00	H	L	79-88	12/28/21	H	L	88-96
11/06/01	H	W	104-94	01/18/22	A	W	112-110
03/29/02	A	W	98-77				
11/24/02	A	W	106-88				
03/02/03	H	W	99-90				
11/26/03	H	L	92-97				
12/23/03	A	W	98-92				
11/03/04	H	W	99-93				
12/29/04	A	L	87-100				
01/16/06	A	W	96-90				
03/26/06	H	W	98-94				
11/22/06	H	W	107-89				
04/06/07	A	W	99-94				
11/04/07	A	L	93-97				
03/22/08	H	W	114-93				
12/26/08	A	W	120-107				

2021-22 WOLVES VS. KNICKS (1-1)

DATE	SITE	FINAL SCORE	WOLVES HIGH	PELICANS HIGH	ATTENDANCE
12/28/21	Minnesota	L 88-96	Beasley 20	Robinson 14	16,339
01/18/22	New York	W 112-110	Edwards 21	Fournier 27	16,071

MINNESOTA VS. NEW YORK

PLAYER	G-GS	MIN	FG-FGA	PCT	3FG-FGA	PCT	FT-FTA	PCT	OFF	DEF	TOT	AST	PF-DQ	STL	TO	BLK	PTS	AVG	HI
Edwards	1-1	39	8-17	.471	2-9	.222	3-4	.750	0	3	3	3	3-0	2	4	0	21	21.0	21
Towns	1-1	36	6-12	.500	2-4	.500	6-7	.857	1	4	5	3	4-0	1	2	0	20	20.0	20
Russell	1-1	25	5-11	.455	4-8	.500	3-3	1.000	0	2	2	4	4-0	1	3	1	17	17.0	17
Beasley	2-1	57	12-31	.387	6-20	.300	0-0	---	0	7	7	1	2-0	1	0	0	30	15.0	20
McDaniels	2-1	55	10-19	.526	1-10	.100	5-7	.714	2	7	9	0	5-0	2	2	7	26	13.0	18
Nowell	2-0	52	10-26	.385	2-11	.182	3-4	.750	2	8	10	9	3-0	2	2	1	25	12.5	14
Layman	1-0	17	3-4	.750	1-2	.500	2-2	1.000	0	1	1	0	1-0	0	0	0	9	9.0	9
McLaughlin	1-1	24	4-10	.400	0-3	.000	1-2	.500	1	2	3	2	1-0	1	1	0	9	9.0	9
Knight	1-1	25	3-8	.375	0-1	.000	2-3	.667	4	3	7	2	6-1	0	2	1	8	8.0	8
Monroe	1-0	22	3-3	1.000	0-0	---	1-2	.500	0	6	6	4	3-0	0	1	3	7	7.0	7
Reid	2-0	24	2-6	.333	1-4	.250	7-8	.875	2	6	8	2	1-0	0	0	3	12	6.0	9
Beverley	2-2	60	2-15	.133	1-6	.167	5-10	.500	3	9	12	13	8-0	4	3	1	10	5.0	7
Vanderbilt	1-1	34	1-3	.333	0-0	---	2-4	.500	3	4	7	0	4-0	0	0	0	4	4.0	4
Prince	1-0	4	0-1	.000	0-1	.000	2-2	1.000	0	1	1	0	0-0	1	1	0	2	2.0	2
Okogie	1-0	5	0-0	---	0-0	---	0-0	---	0	2	2	0	2-0	1	1	0	0	0.0	0
TIMBERWOLVES	480	69-166	.416	20-79	.253	42-58	.724	18	65	83	43	47-1	16	24	17	200	100.0	112	
KNICKERBOCKERS	480	74-170	.435	28-78	.359	30-49	.612	26	72	98	41	50-2	11	34	11	206	103.0	110	

NEW YORK VS. MINNESOTA

PLAYER	G-GS	MIN	FG-FGA	PCT	3FG-FGA	PCT	FT-FTA	PCT	OFF	DEF	TOT	AST	PF-DQ	STL	TO	BLK	PTS	AVG	HI
Fournier	2-2	62	15-31	.484	8-17	.471	2-2	1.000	1	5	6	6	6-0	2	3	1	40	20.0	27
Randle	2-2	77	11-35	.314	1-9	.111	11-14	.786	6	18	24	11	8-0	2	7	5	34	17.0	21
Walker	2-2	63	9-24	.375	7-15	.467	4-7	.571	1	5	6	6	2-0	0	3	0	29	14.5	19
Barrett	2-2	62	9-26	.346	3-11	.273	4-9	.444	3	6	9	5	7-0	0	11	1	25	12.5	17
Robinson	2-2	52	11-13	.846	0-0	---	0-2	.000	8	16	24	0	8-1	2	1	1	22	11.0	14
Grimes	2-0	48	5-14	.357	3-11	.273	1-1	1.000	1	3	4	2	4-0	2	0	1	14	7.0	11
Gibson	2-0	40	5-7	.714	0-1	.000	2-4	.500	3	7	10	0	7-1	1	1	2	12	6.0	7
Quickley	2-0	24	3-7	.429	3-6	.500	3-4	.750	0	3	3	5	0-0	1	1	0	12	6.0	6
Toppin	2-0	20	4-6	.667	1-3	.333	2-2	1.000	2	4	6	4	2-0	1	3	0	11	5.5	7
Burks	2-0	33	2-7	.286	2-5	.400	1-4	.250	1	5	6	2	6-0	0	3	0	7	3.5	7
KNICKERBOCKERS	480	74-170	.435	28-78	.359	30-49	.612	26	72	98	41	50-2	11	34	11	206	103.0	110	
TIMBERWOLVES	480	69-166	.416	20-79	.253	42-58	.724	18	65	83	43	47-1	16	24	17	200	100.0	112	



TEAM INFORMATION

Chairman: Clay Bennett
 Executive Vice President/General Manager: Sam Presti
 Vice Presidents of Basketball Operations: Will Dawkins, Rob Hennigan
 Head Coach: Mark Daigneault
 Assistant Coaches: Dave Bliss, Mike Wilks, David Akinyooye, Kameron Woods

Vice President of Basketball Communications & Engagement: Matt Tumbleson
 Sr. Basketball Communications Lead: John Read
 Basketball Communications Coordinators: Laila Wani, Heather Ward

Home Court: Chesapeake Energy Arena (18,203)
 Founded: 1967-68 - Seattle SuperSonics; 2008-09 Oklahoma City Thunder
 NBA Titles: One (1978-79)

SERIES FACTS

Overall: 41-87 • Home: 25-39 • Road: 16-48 • Playoffs: 2-3 • Preseason: 2-3
 Biggest Wolves Win: 42 (129-87 - 01/07/09, Home)
 Biggest Wolves Loss: 37 (87-124 - 12/05/92, Road; 93-130 - 02/14/96, Road)
 Current Overall Streak: W4 Home: W2 Road: W2
 Last Wolves Win: 132-102 @ Minnesota, 03/09/22
 Last Wolves Loss: 103-112 @ Minnesota, 03/22/21

2021-22 WOLVES VS. THUNDER (4-0)

DATE	SITE	FINAL SCORE
01/05/22	Minnesota	W 98-90
01/07/22	Oklahoma City	W 135-105
03/04/22	Oklahoma City	W 138-101
03/09/22	Minnesota	W 132-102

WOLVES HIGH	THUNDER HIGH	ATTENDANCE
Edwards 22	Gilgeous-Alexander 19	14,375
Russell 27	Dort 18	14,874
Reid/Towns 20	Gilgeous-Alexander 33	15,180
Beasley 33	Wiggins 25	16,190

GAME-BY-GAME

DATE	H/A	W/L	MIN-OPP	DATE	H/A	W/L	MIN-OPP	DATE	H/A	W/L	MIN-OPP
11/03/89	A	L	94-106	11/27/01	A	L	102-112	11/01/13	H	W	100-81
11/12/89	H	L	97-108	12/04/01	H	W	108-83	12/01/13	A	L	103-113
01/31/90	H	W	110-82	01/09/02	H	W	111-106	01/04/14	H	L	111-115
03/02/90	A	L	83-99	03/05/02	A	L	83-97	02/05/14	A	L	97-106
12/30/90	H	W	126-106	01/22/03	H	W	96-91	12/12/14	H	L	92-111
03/07/91	H	L	86-91	03/04/03	A	L	83-92	01/26/15	A	L	84-92
03/15/91	A	W	100-96*	04/02/03	H	W	91-86	03/13/15	A	L	99-113
03/29/91	A	L	107-117	04/09/03	A	L	92-100	04/15/15	H	L	113-138
11/17/91	H	L	91-101	11/11/03	H	L	87-89	01/12/16	H	L	96-101
12/06/91	A	L	94-96	12/27/03	A	W	104-86	01/15/16	A	L	93-113
02/24/92	H	L	91-106	03/09/04	A	W	105-92	01/27/16	H	L	123-126
04/12/92	A	L	116-126	03/31/04	H	W	90-83	03/11/16	A	W	99-96
12/05/92	A	L	87-124	11/23/04	H	L	92-103	11/05/16	A	L	92-112
01/08/93	H	L	93-98	01/21/05	A	W	112-107	12/25/16	A	L	100-112
02/24/93	H	L	77-89	02/25/05	A	L	88-98	01/13/17	H	W	96-86
04/13/93	A	L	95-129	04/17/05	H	L	94-109	04/11/17	H	L	98-100
11/26/93	H	L	92-110	11/04/05	A	L	102-107*	10/22/17	A	W	115-113
12/04/93	A	L	82-99	12/28/05	H	W	108-95	10/27/17	H	W	119-116
03/17/94	H	L	92-107	02/15/06	H	W	102-92	12/01/17	A	L	107-111
03/26/94	A	L	93-113	03/10/06	A	L	96-107	01/10/18	H	W	104-88
01/19/95	H	L	87-102	12/29/06	H	W	101-82	12/23/18	A	W	114-112
02/22/95	A	L	104-120	01/26/07	A	L	100-102	01/08/19	A	W	119-117
03/08/95	H	L	104-118	03/23/07	A	L	82-85	03/05/19	H	W	131-120
03/29/95	A	L	92-109	03/27/07	H	L	106-114	04/07/19	H	L	126-132
11/22/95	H	L	97-106	12/14/07	H	L	88-99	12/06/19	A	L	127-139*
02/14/96	A	L	93-130	12/29/07	A	L	90-109	01/13/20	H	L	104-117
03/08/96	H	L	112-132	03/02/08	H	L	108-111*	01/25/20	H	L	104-113
04/19/96	A	L	86-94	03/14/08	A	W	121-116	02/05/21	A	W	106-103
11/27/96	H	L	98-106	11/02/08	A	L	85-88	02/06/21	A	L	118-120
12/05/96	A	L	86-117	11/28/08	A	W	105-103	03/22/21	H	L	103-112
03/13/97	H	L	92-108	01/07/09	H	W	129-87				
03/28/97	A	L	81-92	03/22/09	H	L	90-97	01/05/22	H	W	98-90
12/09/97	H	L	99-108	01/20/10	H	L	92-94	01/07/22	A	W	135-105
12/23/97	A	W	112-103	02/21/10	H	L	107-109	03/04/22	A	W	138-101
03/08/98	H	L	98-99*	02/26/10	A	L	92-109	03/09/22	H	W	132-102
03/14/98	A	L	80-114	04/04/10	A	L	108-116				
03/07/99	A	W	88-77	11/22/10	A	L	107-117				
03/09/99	H	W	85-84	12/08/10	H	L	103-111				
04/21/99	A	L	105-119	01/26/11	H	L	117-118*				
				03/25/11	A	L	103-111				
12/08/99	A	L	94-110								
12/23/99	H	W	109-102	12/26/11	H	L	100-104				
03/05/00	H	W	105-100*	03/23/12	A	L	140-149**				
04/12/00	A	L	83-110	04/14/12	H	L	110-115				
01/04/01	H	W	105-92	12/20/12	H	W	99-93				
01/19/01	A	W	98-93	01/09/13	A	L	84-106				
03/04/01	H	W	119-111*	02/22/13	A	L	111-127				
03/28/01	A	L	93-94	03/29/13	H	W	101-93				

MINNESOTA VS. OKLAHOMA CITY

PLAYER	G-GS	MIN	FG-FGA	PCT	3FG-FGA	PCT	FT-FTA	PCT	OFF	DEF	TOT	AST	PF-DQ	STL	TO	BLK	PTS	AVG	HI
Edwards	3-3	87	24-48	.500	12-27	.444	2-3	.667	2	10	12	12	6-0	8	6	2	62	20.7	24
Towns	4-4	119	24-43	.558	2-9	.222	19-24	.792	10	33	43	15	14-1	5	18	9	69	17.3	20
Russell	4-4	116	21-42	.500	8-24	.333	6-6	1.000	1	7	8	34	3-0	7	10	0	56	14.0	27
Beverley	2-2	50	8-19	.421	7-16	.438	4-6	.667	1	4	5	14	7-0	2	4	1	27	13.5	20
Beasley	4-1	92	18-45	.400	17-41	.415	0-0	---	0	15	15	7	2-0	2	3	0	53	13.3	33
Reid	4-1	63	17-21	.810	5-9	.556	11-14	.786	5	16	21	3	4-0	2	5	7	50	12.5	20
McDaniels	4-3	88	20-41	.488	7-19	.368	1-3	.333	3	8	11	6	11-0	3	4	1	48	12.0	16
Prince	4-0	70	14-28	.500	6-14	.429	6-9	.667	0	14	14	4	5-0	4	4	2	40	10.0	18
Nowell	4-0	75	13-22	.591	3-7	.429	10-11	.909	2	9	11	16	5-0	2	2	0	39	9.8	16
Vanderbilt	3-3	83	9-17	.529	0-0	---	2-5	.400	11	26	37	9	5-0	6	2	3	20	6.7	11
Okogie	3-0	37	4-10	.400	2-6	.333	5-5	1.000	0	5	5	0	3-0	2	1	0	15	5.0	8
Bolmaro	2-0	10	2-6	.333	2-4	.500	0-0	---	0	1	1	1	0-0	1	0	0	6	3.0	6
McLaughlin	3-0	41	3-7	.429	2-5	.400	0-0	---	0	1	1	6	3-0	3	0	2	8	2.7	5
Knight	3-0	16	1-3	.333	0-0	---	4-8	.500	1	4	5	3	0-0	2	3	0	6	2.0	5
Layman	3-0	16	2-5	.400	0-3	.000	0-0	---	0	0	0	1	1-0	1	0	0	4	1.3	4
TIMBERWOLVES	960	180-357	.504	73-184	.397	70-94	.745	36	153	189	131	69-1	50	63	27	503	125.8	138	
THUNDER	960	142-352	.403	47-157	.299	67-86	.779	44	134	178	92	75-0	41	77	15	398	99.5	105	

OKLAHOMA CITY VS. MINNESOTA

PLAYER	G-GS	MIN	FG-FGA	PCT	3FG-FGA	PCT	FT-FTA	PCT	OFF	DEF	TOT	AST	PF-DQ	STL	TO	BLK	PTS	AVG	HI
Dort	1-1	27	5-11	.455	3-7	.429	5-6	.833	0	3	3	1	2-0	0	1	2	18	18.0	18
Gilgeous-Alexander	4-4	127	25-62	.403	3-16	.188	19-21	.905	1	12	13	26	9-0	4	17	1	72	18.0	33
Roby	2-2	72	12-24	.500	2-7	.286	10-15	.667	5	9	14	5	7-0	6	4	0	36	18.0	21
Wiggins	3-3	102	19-42	.452	6-15	.400	5-7	.714	7	12	19	10	6-0	4	4	0	49	16.3	25
Giddey	2-2	65	9-17	.529	2-6	.333	4-4	1.000	5	15	20	11	5-0	2	9	0	24	12.0	14
Mann	3-1	71	10-30	.333	6-15	.400	2-4	.500	1	14	15	2	4-0	3	11	0	28	9.3	15
Maledon	3-0	53	9-23	.391	4-14	.286	5-8	.625	2	8	10	6	7-0	1	5	0	27	9.0	12
Muscala	2-0	28	6-20	.300	5-13	.385	1-1	1.000	1	6	7	1	5-0	4	1	4	18	9.0	9
Pokusevski	4-2	81	14-29	.483	4-12	.333	2-2	1.000	3	12	15	5	6-						



TEAM INFORMATION

Chairman/Governor: Dan DeVos
 CEO/Alternate Governor: Alex Martins
 President of Basketball Operations: Jeff Weltman
 General Manager: John Hammond
 Head Coach: Jamahl Mosley
 Assistant Coaches: Nate Tibbetts, Lionel Chalmers, Dale Osbourne, Bret Brielmaier, Bruce Kreutzer, Dylan Murphy, Jesse Mermuys
 Head Athletic Trainer: Ernest Eugene

Chief Communications Officer: Joel Glass
 Senior Director of Communications: George Galante
 Director of Public Relations: Trish Wingerson
 Communications Specialist: Louis Axen

Home Court: Amway Center (18,846; 2010)
 Founded: 1989-90
 NBA Titles: None

SERIES FACTS

Overall: 23-42 • Home: 15-17 • Road: 8-25 • Preseason: 1-1
 Biggest Wolves Win: 32 (128-96 - 05/09/21, Road)
 Biggest Wolves Loss: 42 (86-128 - 11/03/10, Road)
 Current Overall Streak: L2 Home: L3 Road: L1
 Last Wolves Win: 128-96 @ Orlando, 05/09/21
 Last Wolves Loss: 110-118 @ Orlando, 03/11/22

2021-22 WOLVES VS. MAGIC (0-2)

DATE	SITE	FINAL SCORE	WOLVES HIGH	MAGIC HIGH	ATTENDANCE
11/01/21	Minnesota	L 97-115	Edwards 24	Anthony 31	14,744
03/11/22	Orlando	L 110-118	Edwards 25	Bamba 27	14,557

MINNESOTA VS. ORLANDO

PLAYER	G-GS	MIN	FG-FGA	PCT	3FG-FGA	PCT	FT-FTA	PCT	OFF	DEF	TOT	AST	PF-DQ	STL	TO	BLK	PTS	AVG	HI
Edwards	2-2	71	19-41	.463	6-19	.316	5-7	.714	2	7	9	8	4-0	3	2	0	49	24.5	25
Towns	2-2	71	14-31	.452	5-13	.385	11-15	.733	8	21	29	10	8-0	4	5	2	44	22.0	23
Nowell	1-0	13	5-5	1.000	2-2	1.000	0-0	---	0	2	2	3	2-0	0	0	0	12	12.0	12
Beasley	2-0	65	7-26	.269	5-21	.238	0-0	---	4	6	10	4	0-0	3	2	0	19	9.5	11
Beverley	1-1	4	3-4	.750	3-4	.750	0-0	---	0	0	0	0	3-0	1	1	0	9	9.0	9
McDaniels	2-1	49	8-13	.615	1-4	.250	0-0	---	2	3	5	2	8-1	2	3	3	17	8.5	12
Russell	2-2	56	5-20	.250	4-13	.308	2-2	1.000	0	7	7	10	2-0	0	3	1	16	8.0	13
Reid	2-0	28	6-14	.429	1-6	.167	1-1	1.000	2	4	6	3	8-0	1	2	0	14	7.0	10
McLaughlin	1-0	20	2-7	.286	1-5	.200	1-2	.500	0	0	4	2	2-0	0	1	0	6	6.0	6
Vanderbilt	2-2	50	4-11	.364	0-2	.000	4-4	1.000	2	12	14	0	4-0	1	0	0	12	6.0	10
Prince	2-0	38	4-14	.286	1-7	.143	0-1	.000	0	0	0	1	3-0	1	2	0	9	4.5	5
Bolmaro	1-0	1	0-0	---	0-0	---	0-0	---	1	0	1	0	0-0	0	0	0	0	0.0	0
Knight	1-0	1	0-0	---	0-0	---	0-0	---	0	1	1	0	0-0	0	0	0	0	0.0	0
Okogie	1-0	12	0-1	.000	0-0	---	0-0	---	0	0	0	0	0-0	0	0	0	0	0.0	0
TIMBERWOLVES	480	77-187	.412	29-96	.302	24-32	.750	.21	63	84	45	44-1	16	23	6	207	103.5	110	
MAGIC	480	77-168	.458	33-83	.398	46-55	.836	.22	78	100	52	30-1	9	28	10	233	116.5	118	

ORLANDO VS. MINNESOTA

PLAYER	G-GS	MIN	FG-FGA	PCT	3FG-FGA	PCT	FT-FTA	PCT	OFF	DEF	TOT	AST	PF-DQ	STL	TO	BLK	PTS	AVG	HI
Anthony	2-2	69	13-28	.464	8-16	.500	12-15	.800	1	14	15	14	6-0	3	8	1	46	23.0	31
F. Wagner	2-2	63	13-28	.464	5-13	.385	5-7	.714	4	6	10	6	1-0	2	1	1	36	18.0	28
Bamba	2-2	66	13-22	.591	5-11	.455	4-4	1.000	6	16	22	1	6-0	0	4	6	35	17.5	27
Carter	2-2	71	12-23	.522	4-7	.571	7-10	.700	8	16	24	8	9-1	0	4	0	35	17.5	20
Fultz	1-0	18	4-8	.500	1-1	1.000	5-6	.833	0	3	3	7	0-0	1	0	0	14	14.0	14
Suggs	2-2	59	7-21	.333	2-10	.200	4-4	1.000	0	5	5	5	5-0	1	8	1	20	10.0	15
M. Wagner	2-0	19	6-9	.667	2-4	.500	6-6	1.000	1	6	7	1	1-0	0	0	0	20	10.0	18
Okeke	2-0	36	3-13	.231	3-11	.273	2-2	1.000	2	6	8	3	2-0	0	1	1	11	5.5	8
Hampton	2-0	36	3-8	.375	2-5	.400	0-0	---	0	3	3	1	0-0	0	1	0	9	4.5	8
Ross	2-0	44	3-8	.375	1-5	.200	0-0	---	0	3	3	6	0-0	2	1	0	7	3.5	5
Bol(TOT)	1-0	4	0-1	.000	0-0	---	0-0	---	0	0	0	2	0-0	0	0	0	0	0.0	0
MAGIC	480	77-168	.458	33-83	.398	46-55	.836	.22	78	100	52	30-1	9	28	10	233	116.5	118	
TIMBERWOLVES	480	77-187	.412	29-96	.302	24-32	.750	.21	63	84	45	44-1	16	23	6	207	103.5	110	

GAME-BY-GAME

DATE	H/A	W/L	MIN-OPP	DATE	H/A	W/L	MIN-OPP
11/30/89	A	L	96-103	12/03/08	A	L	89-100
04/13/90	H	W	117-102	12/27/08	H	L	94-118
11/11/90	H	W	108-81	01/01/10	H	L	94-106
01/09/91	A	W	111-103	03/26/10	A	L	97-106
02/07/91	A	L	103-108	11/03/10	A	L	86-128
02/22/91	H	L	101-103	01/15/11	H	L	99-108
01/21/92	A	L	92-105	02/13/12	A	L	89-102
02/05/92	H	L	102-109	11/07/12	H	W	90-75
03/02/93	A	L	89-108	12/17/12	A	L	93-102
04/09/93	H	L	92-95	10/30/13	H	W	120-115*
01/14/94	H	W	96-92	04/05/14	A	L	92-100
04/20/94	A	L	101-121	11/07/14	A	L	103-112*
01/06/95	A	L	99-121	04/03/15	H	L	84-97
02/19/95	H	W	100-95	11/18/15	A	L	101-104*
11/24/95	H	L	98-109	12/01/15	H	L	93-96
12/20/95	A	L	100-107	11/09/16	A	W	123-107
11/21/96	A	L	86-90	01/30/17	H	W	111-105*
02/14/97	H	W	104-100	11/22/17	H	W	124-118
02/11/98	H	L	89-96	01/16/18	A	L	102-108
02/18/98	A	L	102-115	01/04/19	H	W	120-103
12/02/99	H	L	93-103	02/07/19	A	L	112-122
12/27/99	A	W	107-105	02/28/20	A	L	125-136
01/25/01	H	W	109-100	03/06/20	H	L	118-132
03/10/01	A	L	93-105	01/20/21	H	L	96-97
11/17/01	H	W	103-95	05/09/21	A	W	128-96
11/21/01	A	L	106-117	11/01/21	H	L	97-115
11/01/02	H	W	111-105	03/11/21	A	L	110-118
03/27/03	A	L	107-110	11/07/03	A	W	100-71
11/07/03	A	W	100-71	02/03/04	H	W	113-100
01/12/05	H	L	80-87	03/11/05	A	W	101-96
12/30/05	A	L	87-107	03/29/06	H	W	103-91
11/11/06	H	L	98-109	04/01/07	A	W	105-104*
04/01/07	A	W	105-104*	11/06/07	H	L	103-111
11/06/07	H	L	103-111	04/11/08	A	W	102-101
04/11/08	A	W	102-101				



TEAM INFORMATION

Managing Partner: Josh Harris
Co-Managing Partner: David Blitzler
President of Basketball Operations: Daryl Morey
General Manager: Elton Brand
Executive Vice President, Basketball Operations: Daryl Morey
Head Coach: Doc Rivers
Assistant Coaches: Dave Joerger, Sam Cassell, Dan Burke, Brian Adams, Eric Hughes, Jamie Young, Brian Adams
Head Athletic Trainer: Kevin Johnson

EVP, Communications: Dave Sholler,
Director, Communications: Molly McEndy
Director, Basketball Communications: Rob King
Director, Basketball Communications: Brandon Chinn
Coordinator, Communications Specialist: Erik Chambliss

Home Court: Wells Fargo Center (20,328; 1996)
Founded: 1949-50 - Syracuse Nationals; 1963-64 - Philadelphia 76ers
NBA Titles: Three (1954-55, 1966-67, 1982-83)

SERIES FACTS

Overall: 30-32 • **Home:** 18-13 • **Road:** 11-19 • **Preseason:** 3-2
Biggest Wolves Win: 35 (119-84 - 12/08/04, Road)
Biggest Wolves Loss: 42 (107-149 - 01/15/19, Road)
Current Overall Streak: L1 Home: L4 Road: W4
Last Wolves Win: 121-120** @ Philadelphia, 11/27/21
Last Wolves Loss: 102-133 @ Minnesota, 02/25/22

GAME-BY-GAME

DATE	H/A	W/L	MIN-OPP	DATE	H/A	W/L	MIN-OPP
11/10/89	H	W	125-118*	02/12/11	H	L	87-107
04/12/90	A	L	77-110	03/04/11	A	L	100-111
02/03/91	H	W	110-102**	02/19/12	H	W	92-91
04/14/91	A	W	96-88	12/04/12	A	W	105-88
12/13/91	H	L	95-104	02/20/13	H	W	94-87
01/24/92	A	L	86-119	12/11/13	H	W	106-99
03/08/93	H	L	83-92	01/06/14	A	W	126-95
04/18/93	A	L	79-106	12/03/14	H	L	77-85
03/15/94	H	W	96-87	01/30/15	A	L	94-103
03/18/94	A	W	100-98	11/23/15	H	W	100-95
11/25/94	H	L	71-109	01/04/16	A	L	99-109
02/15/95	A	W	101-97	11/17/16	H	W	110-86
12/17/95	H	L	99-101	01/03/17	A	L	91-93
03/06/96	A	W	103-90	03/11/97	H	W	112-108*
03/11/97	H	W	104-100	12/12/17	H	L	112-108*
03/14/97	A	L	95-109	03/24/18	A	L	108-120
12/17/97	A	W	94-90	01/15/19	A	L	107-149
04/10/98	H	W	107-102	03/30/19	H	L	109-118
01/09/00	A	W	123-112	10/30/19	A	L	95-117
03/28/00	H	L	100-102	01/29/21	H	L	94-118
11/09/00	H	L	82-84	04/03/21	A	L	113-122
12/11/00	A	W	96-91*	11/27/21	A	W	121-120**
10/30/01	H	W	83-74	02/25/22	H	L	102-133
01/30/02	A	L	91-96	12/18/02	A	L	94-99
02/02/03	H	W	99-91	02/02/03	H	W	99-91
02/01/04	H	W	106-101	02/01/04	H	W	106-101
02/29/04	A	L	74-81	02/29/04	A	L	74-81
12/08/04	A	W	119-84	12/08/04	A	W	119-84
01/07/05	H	W	89-84	01/07/05	H	W	89-84
12/12/05	A	L	89-909*	12/12/05	A	L	89-909*
01/22/06	H	L	84-86	01/22/06	H	L	84-86
12/03/06	A	W	95-84	12/03/06	A	W	95-84
01/05/07	H	W	104-102*	01/05/07	H	W	104-102*
12/12/07	A	L	94-98	12/12/07	A	L	94-98
02/19/08	H	W	104-88	02/19/08	H	W	104-88
11/19/08	H	W	102-96	11/19/08	H	W	102-96
03/25/09	A	L	88-96	03/25/09	A	L	88-96
01/18/10	H	W	108-103*	01/18/10	H	W	108-103*
02/09/10	A	L	97-119	02/09/10	A	L	97-119

2021-22 WOLVES VS. 76ERS (1-1)

DATE	SITE	FINAL SCORE	WOLVES HIGH	76ERS HIGH	ATTENDANCE
11/27/21	Philadelphia	W 121-120 (2OT)	Russell 35	Embiid 42	21,011
02/25/22	Minnesota	L 102-133	Towns 25	Embiid 34	16,684

MINNESOTA VS. PHILADELPHIA

PLAYER	G-GS	MIN	FG-FGA	PCT	3FG-FGA	PCT	FT-FTA	PCT	OFF	DEF	TOT	AST	PF-DQ	STL	TO	BLK	PTS	AVG	HI
Russell	2-2	72	20-37	.541	8-17	.471	8-9	.889	0	7	7	11	6-0	2	7	2	56	28.0	35
Towns	2-2	71	19-35	.543	5-11	.455	10-13	.769	3	14	17	3	9-1	0	4	1	53	26.5	28
Edwards	2-2	85	13-34	.382	2-14	.143	6-8	.750	1	8	9	12	4-0	4	6	2	34	17.0	19
Reid	2-0	35	9-15	.600	1-3	.333	1-1	1.000	2	5	7	2	8-0	1	6	1	20	10.0	13
McDaniels	2-0	55	8-20	.400	1-9	.111	1-1	1.000	1	7	8	3	9-1	2	1	0	18	9.0	10
Prince	2-1	55	5-10	.500	3-7	.429	0-0	---	1	7	8	6	6-0	0	1	0	13	6.5	8
Beasley	1-0	24	2-6	.333	1-5	.200	0-0	---	1	2	0	0	0-0	0	1	0	5	5.0	5
Nowell	1-0	16	2-5	.400	1-3	.333	0-0	---	0	1	1	1	1-0	0	0	0	5	5.0	5
Vanderbilt	2-2	53	3-10	.300	0-1	.000	1-3	.333	7	15	22	3	8-1	1	3	1	7	3.5	5
Bolmaro	1-0	17	1-2	.500	0-0	---	1-2	.500	1	2	3	1	1-0	0	1	0	3	3.0	3
McLaughlin	1-0	19	1-3	.333	1-2	.500	0-0	---	1	2	3	2	0-0	0	1	0	3	3.0	3
Beverley	1-1	19	0-3	.000	0-3	.000	2-2	1.000	2	4	6	0	5-0	1	4	0	2	2.0	2
Layman	1-0	4	1-2	.500	0-0	---	0-0	---	0	0	0	0	0-0	0	0	0	2	2.0	2
Okogie	1-0	4	0-0	---	0-0	---	2-2	1.000	0	2	2	1	1-0	0	2	0	2	2.0	2
TIMBERWOLVES	530	84-182	.462	23-75	.307	32-41	.780	20	75	95	45	58-3	11	37	7	223	111.5	121	
76ERS	530	81-175	.463	31-73	.425	60-75	.800	18	68	86	57	48-0	23	28	5	253	126.5	133	

PHILADELPHIA VS. MINNESOTA

PLAYER	G-GS	MIN	FG-FGA	PCT	3FG-FGA	PCT	FT-FTA	PCT	OFF	DEF	TOT	AST	PF-DQ	STL	TO	BLK	PTS	AVG	HI
Embiid	2-2	77	22-41	.537	5-9	.556	27-34	.794	2	22	24	6	7-0	2	6	2	76	38.0	42
Maxey	2-2	76	17-31	.548	3-6	.500	6-7	.857	0	6	6	11	9-0	4	5	1	43	21.5	28
Harden (TOT)	3-3	106	15-36	.417	6-16	.375	24-28	.857	1	19	20	34	10-0	3	14	0	60	20.0	27
Harden (PHI)	1-1	35	7-12	.583	5-7	.714	8-9	.889	1	7	8	12	4-0	0	2	0	27	27.0	27
Curry	1-1	46	4-11	.364	3-8	.375	3-4	.750	0	3	3	1	5-0	0	1	0	14	14.0	14
Harris	2-2	75	8-25	.320	2-10	.200	5-7	.714	3	9	12	8	3-0	3	0	0	23	11.5	17
Green	2-0	43	6-14	.429	5-12	.417	0-0	---	2	4	6	3	1-0	4	2	0	17	8.5	11
Thybulle	2-2	52	7-13	.538	1-5	.200	2-2	1.000	6	6	12	3	4-0	6	3	0	17	8.5	11
Korkmaz	2-0	33	3-8	.375	2-4	.500	4-6	.667	2	1	3	2	2-0	2	3	0	12	6.0	7
Niang	2-0	38	3-9	.333	3-7	.429	0-0	---	0	2	2	3	4-0	0	1	1	9	4.5	6
Joe	2-0	11	3-5	.600	2-3	.667	0-0	---	0	1	1	3	2-0	1	0	0	8	4.0	8
Millsap (TOT)	2-0	23	1-5	.200	0-1	.000	5-8	.625	2	4	6	2	4-0	0	1	1	7	3.5	4
Millsap (PHI)	1-0	12	0-2	.000	0-0	---	3-4	.750	1	1	2	0	2-0	0	1	0	3	3.0	3
Drummond	1-0	13	1-1	1.000	0-0	---	0-0	---	1	2	3	1	3-0	0	2	1	2	2.0	2
Milton	1-0	12	0-3	.000	0-2	.000	2-2	1.000	0	2	2	3	1-0	1	1	0	2	2.0	2
Caulley-Stein (TOT)	1-0	4	0-0	---	0-0	---	0-0	---	0	2	2	1	1-0	0	0	0	0	0.0	0
Caulley-Stein (PHI)	1-0	4	0-0	---	0-0	---	0-0	---	0	2	2	1	1-0	0	0	0	0	0.0	0
Reed	1-0	3	0-0	---	0-0	---	0-0	---	0	0	0	0	0-0	0	0	0	0	0.0	0
76ERS	530	81-175	.463	31-73	.425	60-75	.800	18	68	86	57	48-0	23	28	5	253	126.5	133	
TIMBERWOLVES	530	84-182	.462	23-75	.307	32-41	.780	20	75	95	45	58-3	11	37	7	223	111.5	121	



TEAM INFORMATION

General Manager: James Jones
Head Coach: Monty Williams
Associate Head Coach: Kevin Young
Assistant Coaches: Mark Bryant, Randy Ayers, Brian Randle, Bryan Gates, Michael Ruffin, Steve Scalzi, Jarrett Jack
Director, Medical Services/Head Athletic Trainer: David Crewe

Chief Marketing & Communications Officer: Dean Stoyer
Director, Basketball Communications: Cole Mickelson
Manager, Basketball Communications: Bryce Marsee
Coordinator, Basketball Communications: Palmer Black

Home Court: Footprint Center (18,422; 1992)
Founded: 1968-69
NBA Titles: None

SERIES FACTS

Overall: 43-77 • Home: 24-34 • Road: 19-43 • Preseason: 1-3
 Biggest Wolves Win: 31 (117-86 - 3/22/13, Road)
 Biggest Wolves Loss: 38 (114-152 - 03/16/10, Road)
 Current Overall Streak: L4 Home: L4 Road: L2
 Last Wolves Win: 123-119 @ Phoenix, 03/18/21
 Last Wolves Loss: 116-125 @ Minnesota, 03/23/22

2021-22 WOLVES VS. SUNS (0-3)

DATE	SITE	FINAL SCORE	WOLVES HIGH	SUNS HIGH	ATTENDANCE
11/15/21	Minnesota	L 96-99	Towns 35	Booker 29	16,274
01/28/22	Phoenix	L 124-134	Edwards 27	Booker 29	17,071
03/23/22	Minnesota	L 116-125	Edwards 19	Ayton 35	17,136

MINNESOTA VS. PHOENIX

PLAYER	G-GS	MIN	FG-FGA	PCT	3FG-FGA	PCT	FT-FTA	PCT	OFF	DEF	TOT	AST	PF-DQ	STL	TO	BLK	PTS	AVG	HI
Towns	3-3	102	24-52	.462	7-19	.368	18-22	.818	9	24	33	9	15-0	1	11	3	73	24.3	35
Edwards	3-3	111	18-48	.375	8-25	.320	11-14	.786	4	17	21	20	11-0	6	11	4	55	18.3	27
Beasley	3-0	74	17-41	.415	12-29	.414	7-7	1.000	0	14	14	4	2-0	2	2	1	53	17.7	26
Russell	2-2	62	10-30	.333	1-15	.067	7-8	.875	1	4	5	11	5-0	2	1	0	28	14.0	22
Nowell	2-1	27	9-17	.529	5-9	.556	2-2	1.000	0	1	1	0	5-0	0	0	0	25	12.5	15
Prince	2-0	42	9-18	.500	4-10	.400	2-3	.667	0	7	7	2	5-0	1	0	1	24	12.0	14
Beverley	2-2	65	7-15	.467	2-9	.222	3-4	.750	3	9	12	7	7-0	0	2	0	19	9.5	10
Reid	2-0	35	5-10	.500	1-2	.500	5-6	.833	4	3	7	2	8-0	1	1	3	16	8.0	10
Vanderbilt	3-3	79	9-18	.500	0-0	---	5-5	1.000	11	14	25	1	7-0	2	5	1	23	7.7	12
McLaughlin	2-0	34	5-10	.500	0-4	---	1-1	1.000	0	1	1	5	2-0	3	0	0	11	5.5	7
McDaniels	2-1	60	4-8	.500	0-3	---	0-0	---	4	4	8	4	8-0	1	1	0	8	4.0	4
Bolmaro	1-0	1	0-0	---	0-0	---	1-2	.500	0	0	0	0	0-0	0	0	0	1	1.0	1
Layman	1-0	1	0-0	---	0-0	---	0-0	---	0	1	1	0	0-0	0	0	0	0	0.0	0
Okogie	3-0	28	0-3	.000	0-1	.000	0-2	.000	0	2	2	0	0-0	1	3	1	0	0.0	0
TIMBERWOLVES	720	117-270	.433	40-126	.317	62-76	.816	36	101	137	65	75-0	20	40	14	336	112.0	124	134
SUNS	720	120-255	.471	39-103	.379	79-102	.775	35	109	144	87	65-1	18	40	13	358	119.3	124	134

PHOENIX VS. MINNESOTA

PLAYER	G-GS	MIN	FG-FGA	PCT	3FG-FGA	PCT	FT-FTA	PCT	OFF	DEF	TOT	AST	PF-DQ	STL	TO	BLK	PTS	AVG	HI
Booker	3-3	107	24-57	.421	7-18	.389	31-37	.838	2	9	11	21	9-0	4	4	0	86	28.7	29
Ayton	2-2	68	25-38	.658	1-1	1.000	6	.857	14	12	26	4	6-0	1	5	1	57	28.5	35
Paul	2-2	71	11-23	.478	6-10	.600	14-16	.875	1	12	13	22	3-0	2	5	1	42	21.0	21
Johnson	2-1	59	11-22	.500	6-15	.400	2-3	.667	1	8	9	5	5-0	3	3	0	30	15.0	23
Shamet	3-0	63	13-26	.500	11-21	.524	5-5	1.000	1	7	8	6	1-0	1	3	1	42	14.0	19
Bridges	3-3	113	14-28	.500	4-14	.286	9-13	.692	3	12	15	6	4-0	2	2	0	41	13.7	18
Smith	1-0	16	2-5	.400	1-1	1.000	5-7	.714	0	4	4	0	6-1	0	1	1	10	10.0	10
Biyombo	2-1	33	6-10	.600	0-0	---	2-5	.400	4	9	13	0	6-0	0	2	0	14	7.0	14
Payne	2-1	46	5-14	.357	1-7	.143	2-2	1.000	1	6	7	11	5-0	0	1	1	13	6.5	13
Crowder	2-2	53	2-16	.125	1-10	.100	2-5	.400	2	8	10	3	9-0	3	4	2	7	3.5	5
Kaminsky	1-0	4	1-2	.500	0-0	---	1-2	.500	1	2	3	0	0-0	0	0	0	3	3.0	3
Craig (TOT)	2-0	33	2-5	.400	1-3	.333	0-0	---	0	5	5	5	2-0	1	1	0	5	2.5	5
Craig (PHO)	1-0	26	2-4	.500	1-2	.500	0-0	---	0	5	5	4	2-0	1	0	0	5	5.0	5
Holiday (TOT)	1-0	9	1-2	.500	0-1	.000	0-0	---	1	2	3	1	0-0	0	1	0	2	2.0	2
Holiday (PHO)	1-0	9	1-2	.500	0-1	.000	0-0	---	1	2	3	1	0-0	0	1	0	2	2.0	2
McGee	2-0	20	2-4	.500	0-0	---	0-0	---	2	7	9	1	5-0	0	4	6	4	2.0	2
Wainright	2-0	11	1-3	.333	0-2	.000	0-0	---	1	3	4	0	4-0	0	1	0	2	1.0	2
Nader	1-0	9	0-1	.000	0-1	.000	0-0	---	0	2	2	1	0-0	1	1	0	0	0.0	0
Payton	2-0	12	0-0	---	0-0	---	0-0	---	1	1	2	2	0-0	0	2	0	0	0.0	0
SUNS	720	120-255	.471	39-103	.379	79-102	.775	35	109	144	87	65-1	18	40	13	358	119.3	134	134
TIMBERWOLVES	720	117-270	.433	40-126	.317	62-76	.816	36	101	137	65	75-0	20	40	14	336	112.0	124	134

GAME-BY-GAME

DATE	H/A	W/L	MIN-OPP	DATE	H/A	W/L	MIN-OPP
12/29/89	H	L	101-118	01/18/02	A	L	100-103*
01/18/90	A	L	96-113	02/13/02	H	W	107-92
03/10/90	H	L	98-101*	03/08/02	A	L	76-81
03/23/90	A	L	99-120	04/06/02	H	W	108-104
12/19/90	A	L	96-112	12/30/02	H	W	104-98
01/07/91	H	L	106-119	02/23/03	H	W	99-97
03/10/91	H	L	109-123	03/09/03	A	W	105-98
03/26/91	A	L	95-117	04/05/03	A	L	94-111
12/03/91	H	L	95-101	12/03/03	A	W	92-79
01/13/92	A	L	111-131	01/25/04	H	W	99-95
03/15/92	H	L	113-118	02/17/04	H	W	110-95
03/21/92	A	L	105-121	03/19/04	A	W	93-90
11/14/92	H	L	101-108	12/03/04	A	W	97-93
01/27/93	H	L	116-117*	01/04/05	H	L	115-122
02/03/93	A	L	102-122	02/02/05	H	L	79-108
04/14/93	A	L	84-98	04/01/05	A	L	98-107
01/07/94	H	L	103-110	12/26/05	H	L	89-103
02/09/94	H	L	106-111	02/06/06	A	W	103-101
02/24/94	H	L	101-120	03/11/06	A	L	102-110
03/04/94	A	L	101-106	11/23/19	H	L	98-100
01/21/07	A	L	102-131	12/09/19	A	L	109-125
01/29/07	H	W	121-112	02/28/21	H	L	99-118
02/23/07	H	L	104-116	03/18/21	A	W	123-119
03/20/07	A	L	90-108	03/19/21	A	L	101-113
03/31/95	A	L	96-106	12/08/07	H	W	100-93
12/01/95	A	L	105-111	01/18/08	A	L	95-115
01/04/96	A	W	98-93	01/23/08	H	W	117-107
01/24/96	H	L	91-101	04/04/08	A	L	88-117
02/28/96	H	L	93-117	11/26/08	H	L	102-110
11/05/96	A	W	98-95	01/16/09	A	W	105-103
12/13/96	H	W	108-105	04/11/09	H	L	97-110
02/16/97	A	W	107-96	11/01/09	A	L	112-120
04/08/97	A	L	107-115	11/27/09	H	L	84-107
11/18/97	A	W	108-90	03/16/10	A	L	114-152
12/13/97	H	W	112-101	03/28/10	H	L	105-111
01/07/98	H	L	77-92	04/06/11	H	L	98-108
03/25/98	A	W	99-97	04/11/11	A	L	127-135*
04/07/99	A	L	82-90	04/07/99	A	L	82-90
04/28/99	H	W	97-92	04/28/99	H	W	97-92
05/05/99	A	L	96-100	05/05/99	A	L	96-100
03/01/12	A	L	95-104	03/01/12	A	W	127-124
03/12/12	A	W	127-124	04/09/12	H	L	90-114
11/13/99	H	W	111-100	02/10/00	A	L	85-101
02/10/00	A	L	85-101	03/14/00	A	L	100-107
03/14/00	A	L	10				



TEAM INFORMATION

Chair: Jody Allen
 General Manager: Joe Cronin
 Head Coach: Chauncey Billups
 Assistant Coaches: Scott Brooks, Roy Rogers, Steve Hetzel, Edniesha Curry, Matt Brase, Rodney Billups
 Head Athletic Trainer: Geoff Clark

Vice President of Basketball Communications: Raahsan Gethers
 Director of Basketball Communications: Jacob Gifford

Home Court: Moda Center (19,393; 1995)
 Founded: 1970-71
 NBA Titles: One (1976-77)

SERIES FACTS

Overall: 40-87 • Home: 26-37 • Road: 14-50 • Playoffs: 1-3 • Preseason: 1-1
 Biggest Wolves Win: 43 (124-81 - 03/07/22, Home)
 Biggest Wolves Loss: 30 (81-111 - 11/04/18, Road and 91-121 - 03/30/91, Road)
 Current Overall Streak: W5 Home: W3 Road: W2
 Last Wolves Win: 124-81 @ Minnesota, 03/07/22
 Last Wolves Loss: 121-125 @ Minnesota, 03/13/21

GAME-BY-GAME

DATE	H/A	W/L	MIN-OPP	DATE	H/A	W/L	MIN-OPP
11/05/89	A	L	83-93	12/30/01	A	W	95-93
01/11/90	H	L	80-82	02/06/02	H	W	113-103
03/25/90	A	W	110-105	03/06/02	A	L	78-85
04/10/90	H	L	94-106	03/23/02	H	L	99-108
11/29/90	A	L	92-107	12/14/02	H	L	92-98*
01/15/91	H	L	117-132	01/18/03	A	W	104-98
03/30/91	A	L	91-121	03/16/03	H	W	111-95
04/02/91	H	L	93-104	04/06/03	A	W	97-78
11/15/91	H	L	102-107	12/26/03	A	L	92-101
12/16/91	A	L	104/119	01/08/04	H	W	96-75
03/11/92	H	L	113-124	03/10/04	A	L	79-92
03/17/92	A	L	91-111	03/14/04	H	L	83-92
01/20/93	H	L	94-110	12/14/04	H	W	100-89
02/02/93	A	W	104-91	01/15/05	H	W	92-84
04/11/93	A	L	110-127	01/22/05	A	W	92-83
04/16/93	H	L	109-117	02/27/05	A	W	91-83
12/08/93	H	L	111-114	11/02/05	H	W	90-86
12/18/93	A	L	95-105	12/07/05	A	W	84-74
01/28/94	A	L	98-109	12/23/05	H	L	83-91
04/22/94	H	L	103-118	02/03/06	A	L	85-89
02/03/95	H	L	97-112	11/04/06	A	L	86-88
02/21/95	A	L	86-99	11/16/06	H	W	101-89
03/12/95	H	L	88-102	01/24/07	A	L	98-101*
04/04/95	A	L	91-95	03/25/07	H	W	94-93
11/10/95	H	L	102-108	12/28/07	A	L	98-109
01/07/96	A	L	97-113	01/02/08	H	L	79-90
02/07/96	H	L	93-103	03/11/08	H	L	96-103
03/19/96	A	L	78-106	03/15/08	A	L	96-107
11/07/96	A	L	94-95*	11/08/08	A	L	93-97
11/12/96	H	W	100-97	11/15/08	H	L	83-88
01/25/97	A	L	94-101	02/07/09	H	L	82-102
02/02/97	H	W	103-102	03/27/09	A	L	93-95
11/04/97	A	L	105-122	11/08/09	A	L	93-116
11/26/97	H	L	90-96	11/11/09	H	L	84-107
01/09/98	H	W	96-91	11/21/09	A	L	78-106
03/12/98	A	L	92-95	02/27/10	H	L	91-110
02/28/99	H	L	93-100	12/17/10	A	L	102-107
03/05/99	A	L	85-97	01/07/11	H	L	98-108
04/25/99	A	L	84-100	01/17/11	A	L	102-113
11/24/99	H	L	81-88	02/14/11	H	L	81-95
12/09/99	A	L	86-90	11/24/99	H	L	81-88
01/06/00	H	W	98-96	03/03/12	A	W	127-124
03/16/00	A	W	96-92	03/07/12	H	W	106-94
01/27/01	H	W	93-80	04/01/12	A	L	106-119
02/13/01	A	L	88-109	11/23/12	A	L	95-103
04/01/01	A	W	99-95	01/05/13	H	L	97-102
04/04/01	H	W	83-79	02/04/13	H	L	98-100
				03/02/13	A	L	94-109

2021-22 WOLVES VS. TRAIL BLAZERS (4-0)

DATE	SITE	FINAL SCORE	WOLVES HIGH	TRAIL BLAZERS HIGH	ATTENDANCE
12/12/21	Portland	W 116-111	Edwards 24	Simons 26	16,591
01/25/22	Portland	W 109-107	Edwards 40	Little/Nurkic 20	16,422
03/05/22	Minnesota	W 135-121	Towns 36	Simons 38	17,136
03/07/22	Minnesota	W 124-81	Towns 27	Williams 27	16,035

MINNESOTA VS. PORTLAND

PLAYER	G-GS	MIN	FG-FGA	PCT	3FG-FGA	PCT	FT-FTA	PCT	OFF	DEF	TOT	AST	PF-DQ	STL	TO	BLK	PTS	AVG	HI
Edwards	2-2	68	21-40	.525	7-20	.350	15-20	.750	1	12	13	3	8-0	4	3	3	64	32.0	40
Towns	4-4	131	32-55	.582	4-12	.333	35-42	.833	16	39	55	12	10-0	1	10	9	103	25.8	36
Russell	3-3	105	17-40	.425	9-23	.391	11-14	.786	2	8	10	24	8-0	3	8	0	54	18.0	22
Vanderbilt	4-4	123	17-26	.654	1-1	1.000	10-15	.667	13	22	35	9	5-0	7	4	2	45	11.3	14
Beasley	4-2	92	14-36	.389	12-31	.387	4-5	.800	0	4	4	5	2-0	3	0	2	44	11.0	19
Nowell	4-0	68	15-27	.556	6-14	.429	5-6	.833	0	6	10	3	3-0	0	4	1	41	10.3	22
McDaniels	4-3	107	13-39	.333	7-23	.304	4-5	.800	4	19	23	2	11-0	2	5	4	37	9.3	16
Reid	4-0	54	10-18	.556	2-5	.400	11-13	.846	5	11	16	3	13-0	2	10	1	33	8.3	18
Beverley	2-2	56	5-17	.294	3-9	.333	3-4	.750	1	13	14	11	7-0	3	4	1	16	8.0	10
McLaughlin	2-0	41	5-11	.455	1-4	.250	2-3	.667	2	3	5	13	5-0	8	3	1	13	6.5	11
Layman	1-0	12	1-6	.167	0-2	.000	3-4	.750	2	5	7	1	1-0	0	1	1	5	5.0	5
Prince	3-0	57	5-18	.278	3-11	.273	1-1	1.000	1	5	6	5	6-0	1	8	3	14	4.7	9
Okogie	2-0	24	4-7	.571	1-3	.333	0-0	---	1	1	2	0	3-0	2	1	0	9	4.5	9
Knight	1-0	10	0-0	---	0-0	---	4-4	1.000	1	2	3	1	1-0	1	1	0	4	4.0	4
Bolmaro	2-0	13	1-4	.250	0-1	.000	0-0	---	0	1	1	2	4-0	0	1	0	2	1.0	2
TIMBERWOLVES	960	160-344	.465	56-159	.352	108-136	.794	49	151	200	101	87-0	37	67	28	484	121.0	135	
TRAIL BLAZERS	960	137-343	.399	57-155	.368	89-116	.767	46	132	178	86	102-2	28	67	16	420	105.0	121	

PORTLAND VS. MINNESOTA

PLAYER	G-GS	MIN	FG-FGA	PCT	3FG-FGA	PCT	FT-FTA	PCT	OFF	DEF	TOT	AST	PF-DQ	STL	TO	BLK	PTS	AVG	HI
Simons	3-2	107	25-63	.397	19-42	.452	12-13	.923	0	8	8	13	9-0	0	10	0	81	27.0	38
Lillard	1-1	37	5-17	.294	3-14	.214	11-15	.733	3	8	11	6	0-0	0	5	0	24	24.0	24
Williams	2-1	61	16-32	.500	4-12	.333	12-17	.706	2	8	10	3	8-0	5	7	1	48	24.0	27
Little	2-2	49	11-18	.611	5-10	.500	3-5	.600	3	7	10	2	4-0	0	1	1	30	15.0	20
McCollum	1-1	38	5-15	.333	3-9	.333	2-2	1.000	1	3	4	4	3-0	0	0	1	15	15.0	15
Nurkic	2-2	53	11-24	.458	0-0	---	6-8	.750	10	11	21	5	10-0	2	5	1	28	14.0	20
Hart (TOT)	3-3	96	15-35	.429	2-13	.154	8-11	.727	5	14	19	14	7-0	5	7	3	40	13.3	21
Hart (POR)	1-1	28	2-12	.167	1-6	.167	1-2	.500	0	5	5	4	1-0	1	2	0	6	6.0	6
Johnson (TOT)	3-1	73	10-29	.345	5-11	.455	13-14	.929	3	8	11	6	5-0	3	4	0	38	12.7	15
Johnson (POR)	2-1	56	8-23	.348	4-9	.444	9-10	.900	3	6	9	6	5-0	2	3	0	29	14.5	15
Powell	2-1	64	8-17	.471	4-8	.500	3-4	.750	1	6	7	6	3-0	2	6	0	23	11.5	15
McLemore	4-0	72	10-24	.417	10-18	.556	10-10	1.000	1	4	5	3	5-0	2	6	0	40	10.0	15
Ingle (TOT)	3-1	61	10-20	.500	5-13	.385	2-3	.667	0	10	15	1	1-0	3	3	0	27	9.0	16
Nance	1-1	26	3-6	.500	0-2	.000	2-4	.500	4	8	12	3	4-0	0	1	1	8	8.0	8
Bledsoe (TOT)	4-4	101	11-36	.306	2-16	.125	6-7	.857	1	15	16	25	5-0	6	9	2	30	7.5	14
Elleby	2-2	58	6-17	.353	0-1	.000	2-5	.400	1	11	12	3	6-0	1	4	1	14	7.0	9
Eubanks (TOT)	3-3	78	10-18	.556	0-0	---	1-1	1.000	8	14	22	4	9-1	2	5	1	21	7.0	13
Eubanks (POR)	2-2	57	7-13	.538	0-0	---	1-1	1.000	5	10	15	2	9-1	1	4	0	15	7.5	13
Watford	4-1	83	9-19	.474	1-4	.250	8-10	.800	7	22	29	8	15-1	1	4	3	27		



TEAM INFORMATION

Chairman and Governor: Vivek Ranadive
General Manager: Monte McNair
Head Coach: Mike Brown
Associate Head Coach: Jordi Fernandez
Assistant Coaches: Mike Longabardi, Doug Christie, Jonah Herscu, Sacey Augmon, Jay Triano, Luke Loucks, Rico Hines, Roy Rana

Director, Media Relations: Shannon Malone
Manager, Media Relations: Michael Martinez
Coordinator, Media Relations: Avery Jacobs

Home Court: Golden 1 Center (17,583; 2016)
Founded: 1948-49 - Rochester Royals; 1957-58 - Cincinnati Royals; 1972-73 - Kansas City-Omaha Kings; 1975-76 - Kansas City Kings; 1985-86 - Sacramento Kings
NBA Titles: One (1950-51)

SERIES FACTS

Overall: 64-59 • Home: 39-22 • Road: 25-37 • Playoffs: 4-3
 Biggest Wolves Win: 29 (117-88 - 02/07/01, Home)
 Biggest Wolves Loss: 32 (95-127 - 03/20/11, Home)
 Current Overall Streak: L1 Home: W2 Road: L1
 Last Wolves Win: 134-114 @ Sacramento, 02/08/22
 Last Wolves Loss: 119-132 @ Sacramento, 02/09/22

2021-22 WOLVES VS. KINGS (2-1)

DATE	SITE	FINAL SCORE	WOLVES HIGH	KINGS HIGH	ATTENDANCE
11/17/21	Minnesota	W 107-97	Edwards 26	Fox 28	13,108
02/08/22	Sacramento	W 134-114	Towns 25	Fox 29	12,409
02/09/22	Sacramento	L 119-132	Russell 29	Barnes 30	12,527

MINNESOTA VS. SACRAMENTO

PLAYER	G-GS	MIN	FG-FGA	PCT	3FG-FGA	PCT	FT-FTA	PCT	OFF	DEF	TOT	AST	PF-DQ	STL	TO	BLK	PTS	AVG	HI
Towns	3-3	100	28-43	.651	4-11	.364	8-8	1.000	6	16	22	15	11-0	0	12	3	68	22.7	25
Russell	3-3	94	22-50	.440	8-26	.308	8-10	.800	3	6	9	24	6-0	4	7	2	60	20.0	29
Edwards	3-3	103	23-61	.377	7-22	.318	4-6	.667	2	7	9	5	10-0	1	5	2	57	19.0	26
Beverley	2-2	57	8-23	.348	3-12	.250	4-4	1.000	2	7	9	12	7-0	1	3	5	23	11.5	14
Beasley	3-0	58	10-25	.400	9-20	.450	2-3	.667	0	5	5	1	5-0	2	1	0	31	10.3	21
McDaniels	3-1	73	11-22	.500	6-11	.545	0-1	.000	1	10	11	4	9-0	2	2	0	28	9.3	13
Reid	3-0	41	9-15	.600	4-8	.500	5-7	.714	3	7	10	2	3-0	1	4	4	27	9.0	12
Vanderbilt	3-3	80	8-12	.667	0-0	---	5-6	.833	10	19	29	2	6-0	3	2	3	21	7.0	9
Prince	3-0	48	7-15	.467	4-10	.400	0-0	---	0	2	2	2	7-0	6	3	0	18	6.0	11
McLaughlin	3-0	36	6-9	.667	1-2	.500	2-2	1.000	2	5	7	14	2-0	1	1	1	15	5.0	11
Nowell	2-0	17	3-7	.429	2-2	1.000	1-2	.500	3	0	3	1	2-0	1	0	0	9	4.5	6
Knight	3-0	5	0-0	---	0-0	---	3-4	.750	0	1	1	0	1-0	0	0	0	3	1.0	3
Bolmaro	1-0	2	0-0	---	0-0	---	0-0	---	0	0	0	0	0-0	0	0	0	0	0.0	0
Layman	1-0	3	0-0	---	0-0	---	0-0	---	0	1	1	0	0-0	0	0	0	0	0.0	0
Okogie	1-0	3	0-2	.000	0-2	.000	0-0	---	0	0	0	0	0-0	0	1	0	0	0.0	0
TIMBERWOLVES	720	135-284	.475	48-126	.381	42-53	.792	32	86	118	82	69-0	22	41	20	360	120.0	134	
KINGS	720	123-269	.457	31-93	.333	66-78	.846	36	100	136	80	61-0	15	53	13	343	114.3	132	

SACRAMENTO VS. MINNESOTA

PLAYER	G-GS	MIN	FG-FGA	PCT	3FG-FGA	PCT	FT-FTA	PCT	OFF	DEF	TOT	AST	PF-DQ	STL	TO	BLK	PTS	AVG	HI
Fox	3-3	108	31-62	.500	8-15	.533	14-17	.824	1	15	16	14	9-0	1	8	2	84	28.0	29
Barnes	3-3	103	15-28	.536	6-10	.600	28-28	1.000	3	16	19	8	3-0	2	3	1	64	21.3	30
Sabonis (TOT)	2-2	69	15-31	.484	0-5	.000	8-10	.800	9	30	39	15	9-0	1	8	1	38	19.0	22
Sabonis (SAC)	1-1	33	10-19	.526	0-1	.000	2-3	.667	5	9	14	5	4-0	1	4	0	22	22.0	22
Hield	1-0	29	5-17	.294	5-14	.357	1-2	.500	1	2	3	2	1-0	0	0	0	16	16.0	16
Lyles (TOT)	2-0	35	10-19	.526	2-5	.400	7-8	.875	1	6	7	1	3-0	0	0	0	29	14.5	16
Lamb (TOT)	1-0	31	4-11	.364	3-8	.375	3-3	1.000	0	6	6	5	1-0	0	1	2	14	14.0	14
Lamb (SAC)	1-0	31	4-11	.364	3-8	.375	3-3	1.000	0	6	6	5	1-0	0	1	2	14	14.0	14
Mitchell	3-1	86	12-30	.400	6-18	.333	3-4	.750	6	7	13	15	9-0	5	6	1	33	11.0	18
Holiday (TOT)	2-2	68	8-26	.308	3-14	.214	2-2	1.000	1	5	6	6	3-0	3	5	2	21	10.5	15
Holiday (SAC)	1-1	30	2-11	.182	0-6	.000	2-2	1.000	1	1	2	4	2-0	2	5	1	6	6.0	6
Metu	3-2	84	13-23	.565	0-4	.000	5-6	.833	4	17	21	8	8-0	0	7	2	31	10.3	14
Ramsey	1-0	26	3-9	.333	2-4	.500	2-4	.500	1	3	4	3	2-0	0	1	0	10	10.0	10
Jones	2-1	33	9-11	.818	0-0	---	0-0	---	0	7	7	5	4-0	0	2	2	18	9.0	18
Thompson	1-0	17	2-6	.333	0-0	---	4-6	.667	4	5	9	0	3-0	1	0	0	8	8.0	8
Haliburton	1-1	34	3-10	.300	1-5	.200	0-0	---	2	3	5	3	3-0	2	4	0	7	7.0	7
Holmes	2-1	42	7-11	.636	0-1	.000	4-4	.750	3	7	3	7	7-0	0	3	1	14	7.0	12
Harkless	1-1	10	2-3	.667	0-1	.000	2-2	1.000	0	0	0	0	1-0	0	0	0	6	6.0	6
Len	1-0	19	2-3	.667	0-0	---	0-0	---	0	3	3	1	1-0	1	3	0	4	4.0	4
Bagley	1-0	11	1-5	.200	0-2	.000	0-0	---	3	2	5	1	1-0	0	1	0	2	2.0	2
King	1-0	18	1-6	.167	0-3	.000	0-0	---	0	1	1	3	1-0	0	1	0	2	2.0	2
Woodard	1-0	7	1-4	.250	0-1	.000	0-0	---	1	0	1	0	1-0	0	0	0	2	2.0	2
KINGS	720	123-269	.457	31-93	.333	66-78	.846	36	100	136	80	61-0	15	53	13	343	114.3	132	
TIMBERWOLVES	720	135-284	.475	48-126	.381	42-53	.792	32	86	118	82	69-0	22	41	20	360	120.0	134	

GAME-BY-GAME

DATE	H/A	W/L	MIN-OPP	DATE	H/A	W/L	MIN-OPP
11/09/90	A	L	70-84	03/30/01	A	L	98-110
01/29/90	H	W	109-91	03/01/14	A	W	108-97
03/21/90	A	L	84-90	03/16/14	H	W	104-102
03/28/90	H	W	93-88	04/13/14	A	L	103-106
				12/14/01	H	W	114-94
				12/28/01	A	L	111-125
				02/03/02	H	L	107-112
				11/22/14	H	L	101-113
11/27/90	A	W	89-80	01/01/15	H	L	107-110
12/18/90	A	L	99-108	04/07/15	A	L	111-116
01/30/91	H	L	109-117	11/27/02	H	W	90-74
04/15/91	H	W	112-94	12/03/02	A	L	86-98
				01/10/03	H	W	115-109*
				03/05/03	A	L	95-96*
11/09/91	A	W	84-80	11/27/15	A	W	101-91
12/30/91	H	L	109-117	09/15/15	H	W	99-95
03/29/92	H	L	86-112	03/23/16	H	W	113-104
04/11/92	A	L	94-114	04/07/16	A	W	105-97
				11/05/03	H	L	121-125*
				12/05/03	A	W	112-109*
12/23/92	H	L	96-102*	02/19/04	H	W	92-75
01/23/93	A	L	108-113	04/08/04	A	W	94-86
02/18/93	H	W	121-114	10/29/16	A	L	103-106
03/11/93	A	L	95-109	12/23/16	H	L	105-109
				02/27/17	A	W	102-88
				04/01/17	H	L	117-123
				11/19/93	H	W	113-108
				12/01/93	A	W	111-101
				12/04/05	A	W	85-77
				11/09/18	A	L	110-121
				03/09/94	H	L	96-104
				12/12/18	A	L	130-141
				04/02/94	A	L	87-102
				03/19/06	H	W	95-89
				12/17/18	H	W	132-105
				02/25/19	H	W	112-105
				12/22/94	A	L	89-109
				11/01/06	H	W	92-83
				01/10/95	H	L	85-98
				11/06/06	A	L	81-93
				12/26/19	A	W	105-104**
				03/01/			



TEAM INFORMATION

Managing Partner: Peter J. Holt
President & CEO: R.C. Buford
Head Coach/President of Spurs Basketball: Gregg Popovich
General Manager: Brian Wright
Assistant Coaches: Brett Brown, Mitch Johnson, Darius Songaila, Matt Nielson
Head Athletic Trainer: Will Sevensing

Vice President of Communications: Tom James
Director of Basketball Communications: Jordan Howenstine
Senior Manager Basketball Communications: Kris Davis
Communications Assitant: Alexis Winston

Home Court: AT&T Center (18,418; 2002)
Founded: 1967-68 - Dallas Chaparrals; 1970-71 - Texas Chaparrals; 1973-74 - San Antonio Spurs; entered NBA - 1976-77
NBA Titles: Five (1998-99, 2002-03, 2004-05, 2006-07, 2013-14)

SERIES FACTS

Overall: 36-91 • Home: 25-39 • Road: 11-52 • Playoffs: 2-6
 Biggest Wolves Win: 39 (128-89 - 11/28/18, Home)
 Biggest Wolves Loss: 38 (84-122 - 12/30/95, Road)
 Current Overall Streak: W3 Home: W3 Road: W1
 Last Wolves Win: 127-121 @ Minnesota, 04/07/22
 Last Wolves Loss: 108-111 @ San Antonio, 02/03/21

GAME-BY-GAME

DATE	H/A	W/L	MIN-OPP	DATE	H/A	W/L	MIN-OPP
11/15/89	H	W	76-86	03/21/12	A	L	100-116
01/06/90	A	L	96-109	01/13/13	A	L	88-106
02/23/90	A	L	95-105	02/06/13	H	L	94-104
03/12/90	H	L	88-92	03/12/13	H	W	107-83
04/03/90	A	W	92-90	04/17/13	A	W	108-95
11/21/90	A	L	100-114	12/13/13	A	L	110-117
12/15/90	H	L	74-90	01/12/14	A	L	86-104
01/26/91	A	L	105-112	02/04/02	A	L	83-113
04/07/91	H	L	87-92	02/23/02	A	W	112-88
11/20/91	A	L	106-113	03/01/02	H	L	77-85
12/11/91	H	L	85-98	11/21/14	H	L	92-121
01/16/92	H	L	111-125	12/06/14	A	L	101-123
01/31/92	A	L	101-103	01/10/15	H	L	93-108
02/19/92	A	L	103-113	03/15/15	A	L	97-123
03/03/92	H	L	102-103	03/12/03	H	L	99-111
01/13/93	H	L	81-89	03/21/03	A	W	101-94*
02/06/93	A	L	95-104	12/23/15	H	L	83-108
03/06/93	H	W	106-105	12/28/15	A	L	95-101
03/24/93	H	L	92-105	03/08/16	H	L	91-116
04/02/93	A	L	101-108	12/06/16	H	L	91-105
11/09/93	A	L	95-110	01/17/17	A	L	114-122
01/11/94	A	L	98-108	03/04/17	A	L	90-97*
01/20/94	H	W	93-83	03/21/17	H	L	93-100
02/21/94	H	L	89-114	12/15/05	H	L	88-90
04/11/94	A	L	89-101	01/06/06	A	L	77-83
11/19/94	H	L	101-109	01/28/06	A	L	88-102
11/28/94	A	L	88-92	04/16/06	H	L	90-103
03/14/95	A	L	100-115	12/13/06	A	L	82-95
03/24/95	H	L	97-111	01/03/07	H	W	103-101*
04/23/95	H	L	91-97	04/13/07	H	L	91-110
11/15/95	H	L	96-105	11/13/19	H	W	129-114
12/30/95	A	L	84-122	11/27/19	A	W	113-101
01/19/96	H	W	100-92	11/30/07	H	L	91-106
02/02/96	A	L	90-101	01/12/08	A	L	88-105
11/01/96	H	W	82-78	02/21/08	H	L	99-100
01/20/97	H	W	96-83	03/28/08	A	L	84-99
01/31/97	A	W	97-95	11/05/08	H	L	125-129**
02/26/97	A	W	108-89	12/12/08	H	L	86-98
11/11/97	H	L	92-93	12/23/08	A	L	93-99
11/15/97	A	W	105-94	03/17/09	A	L	86-93
02/24/98	A	L	99-105	11/18/21	H	W	115-90
03/18/98	H	L	76-92	03/14/22	A	W	149-139
11/24/10	H	L	109-113*	04/17/22	H	W	127-121
12/03/10	A	L	85-103	01/09/21	H	W	96-88
04/12/10	A	L	111-133	01/11/11	H	L	96-107
02/06/99	A	L	82-96	01/02/12	H	W	106-96
02/09/99	H	W	74-70	01/27/12	H	W	87-79
02/22/99	H	W	95-89	01/04/00	H	W	91-88
04/14/99	A	L	79-95	01/27/00	A	L	80-92

2021-22 WOLVES VS. SPURS (3-0)

DATE	SITE	FINAL SCORE	WOLVES HIGH	SPURS HIGH	ATTENDANCE
11/18/21	Minnesota	W 115-90	Towns 25	Vassell 18	13,572
03/14/22	San Antonio	W 149-139	Towns 60	Johnson 34	14,143
04/17/22	Minnesota	W 127-121	Edwards 49	Johnson 20	17,136

MINNESOTA VS. SAN ANTONIO

PLAYER	G-GS	MIN	FG-FGA	PCT	3FG-FGA	PCT	FT-FTA	PCT	OFF	DEF	TOT	AST	PF-DQ	STL	TO	BLK	PTS	AVG	HI
Towns	3-3	107	35-65	.538	14-22	.636	22-27	.815	6	36	42	11	11-0	1	10	1	106	35.3	60
Edwards	3-3	103	23-46	.500	10-24	.417	11-14	.786	6	8	14	17	8-0	4	8	3	67	22.3	49
Russell	2-2	60	14-31	.452	7-17	.412	6-7	.857	2	3	5	11	2-0	4	1	1	41	20.5	22
Beverley	3-3	87	11-24	.458	6-16	.375	8-10	.800	2	10	12	23	11-0	3	3	5	36	12.0	20
McDaniels	3-1	85	14-21	.667	4-7	.571	2-2	1.000	3	11	14	2	2-0	2	2	2	34	11.3	13
Beasley	3-1	75	8-25	.320	8-23	.348	2-2	1.000	0	5	5	2	4-0	2	1	0	26	8.7	15
Nowell	3-0	39	9-16	.563	1-4	.250	7-8	.875	2	5	7	3	4-0	0	5	0	26	8.7	15
Prince	3-0	52	9-18	.500	5-14	.357	3-4	.750	1	7	8	4	11-0	1	0	0	26	8.7	13
Vanderbilt	2-2	61	5-7	.714	0-0	---	2-2	1.000	9	12	21	3	6-0	3	0	2	12	6.0	6
McLaughlin	2-0	26	2-6	.333	2-4	.500	2-2	1.000	1	2	3	5	3-0	1	2	0	8	4.0	8
Knight	2-0	9	3-7	.429	0-0	---	0-0	---	0	0	0	0	1-0	0	1	0	6	3.0	6
Reid	1-0	15	1-6	.167	1-4	.250	0-0	---	0	3	3	2	3-0	0	1	0	3	3.0	3
Okogie	1-0	1	0-0	---	0-0	---	0-0	---	0	0	0	0	0-0	0	0	0	0	0.0	0
TIMBERWOLVES	720	134-272	.493	58-135	.430	65-78	.833	32	102	134	83	66-0	21	40	14	391	130.3	149	
SPURS	720	130-270	.481	29-95	.305	61-79	.772	28	95	123	90	58-0	17	39	22	350	116.7	139	

SAN ANTONIO VS. MINNESOTA

PLAYER	G-GS	MIN	FG-FGA	PCT	3FG-FGA	PCT	FT-FTA	PCT	OFF	DEF	TOT	AST	PF-DQ	STL	TO	BLK	PTS	AVG	HI
K. Johnson	3-3	98	22-41	.537	9-18	.500	13-18	.722	3	15	18	12	7-0	1	2	1	66	22.0	34
Murray	2-2	68	12-32	.375	1-9	.111	12-14	.857	2	10	12	16	7-0	1	8	2	37	18.5	30
Vassell	3-2	85	20-40	.500	8-21	.381	5-5	1.000	1	8	9	4	3-0	5	3	4	53	17.7	18
Walker	2-0	49	13-29	.448	4-15	.267	4-5	.800	0	5	5	5	2-0	1	4	2	34	17.0	22
Poeltl	3-2	75	17-25	.680	0-0	---	4-8	.500	6	17	23	5	11-0	0	3	7	38	12.7	21
McDermott	1-1	25	5-10	.500	1-5	.200	0-0	---	2	2	4	0	1-0	0	1	0	11	11.0	11
Collins	2-0	35	6-14	.429	3-7	.429	3-3	1.000	1	7	8	3	4-0	0	3	5	18	9.0	13
Bates-Diop	2-0	33	7-14	.500	0-1	.000	2-2	1.000	5	6	11	2	1-0	0	2	0	16	8.0	14
Forbes	1-0	20	3-6	.500	0-1	.000	2-2	1.000	0	2	2	2	0-0	1	0	0	8	8.0	8
Jones	3-1	62	10-19	.526	0-1	.000	4-5	.800	2	6	8	18	8-0	2	5	0	24	8.0	14
Primo	2-1	46	5-11	.455	1-5	.200	4-6	.667	1	3	4	7	3-0	0	0	0	15	7.5	12
Richardson (TOT)	2-1	49	4-12	.333	1-5	.200	4-5	.800	1	5	6	7	4-0	2	4	0	13	6.5	11
Richardson (SA)	2-1	49	4-12	.333	1-5	.200	4-5	.800	1	5	6	7	4-0	2	4	0	13	6.5	11
Eubanks	1-1	21	3-5	.600	0-0	---	0-0	---	3	4	7	2	0-0	1	1	1	6	6.0	6
Langford (TOT)	2-1	47	3-10	.300	0-4	.000	3-6	.500	1	3	4	4	1-0	5	0	3	9	4.5	6
Langford (SA)	1-0	11	1-1	1.000	0-0	---	1-2	.500	0	1	1	1	1-0	1	0	0	3	3.0	3
White	1-1	23	1-4	.250	0-2	.000	2-2	1.000	1	1	2	4	2-0	1	0	0	4	4.0	4
Landale	1-0	3	1-2	.500	1-2	.500	0-0	---	0	1	1	0	0-0	0	0	0	3	3.0	3
Woodard (TOT)	1-0	7	1-4	.250	0-1	.000	0-0	---	1	0	1	0	1-0	0	0	0	2	2.0	2
Wieskamp	2-0	12	0-4	.000	0-3	.000	1-2	.500	0	1	1	0	3-0	0	0	0	1	0.5	1
Cacok	1-0	2	0-0	---	0-0	---	0-0	---	0	1	1	0							



TEAM INFORMATION

Chairman of the Board & Chairman, NBA Board of Governors: Lawrence M. Tanenbaum, O.C.
Vice-Chairman, Team President, Alternate NBA Governor: Masai Ujiri
Senior Basketball Advisor: Wayne Embry
General Manager: Bobby Webster
Head Coach: Nick Nurse
Assistant Coach: Adrian Griffin, Earl Watson, Trevor Gleeson, Nathaniel Mitchell, Jon Goodwillie, Eric Khoury
Head Athletic Trainer: Scott McCullough

Director, Communications: Jennifer Quinn
Senior Manager, Communications: Phil Summers
Manager, Communications: Josh Su
Coordinator, Communications: Justine Jones

Home Court: Scotiabank Arena (19,800; 1999)
Founded: 1995-96
NBA Titles: One (2018-19)

SERIES FACTS

Overall: 16-36 • Home: 12-13 • Road: 4-23 • Preseason: 6-6
 Biggest Wolves Win: 32 (112-80 - 03/19/02, Home)
 Biggest Wolves Loss: 23 (102-125 - 03/30/22, Away; 82-105 - 02/10/08, Home)
 Current Overall Streak: L3 Home: L4 Road: L1
 Last Wolves Win: 116-112 @ Tampa, 02/14/21
 Last Wolves Loss: 102-125 @ Toronto, 03/30/22

GAME-BY-GAME

DATE	H/A	W/L	MIN-OPP	DATE	H/A	W/L	MIN-OPP
11/17/95	A	L	96-114	02/10/16	H	W	117-112
04/08/96	H	W	115-101	02/24/16	A	L	105-114
11/30/96	H	W	79-70	12/08/16	A	L	110-124
01/21/97	A	L	106-118	02/08/17	H	W	112-109
01/24/98	A	L	107-113*	01/20/18	H	W	115-109
03/06/98	H	W	113-91	01/30/18	A	L	104-109
02/26/99	A	L	92-102	10/24/18	A	L	105-112
				04/09/19	H	L	100-120
02/25/00	A	W	107-85	02/18/20	H	L	112-122
03/26/00	H	W	106-101*	02/10/20	A	L	126-137
12/26/00	H	W	100-97	02/10/21	A	W	116-112
02/03/01	A	W	108-105	02/19/21	H	L	81-86
01/25/02	A	L	100-107	02/16/22	A	L	91-103
03/19/02	H	W	112-80	03/30/22	H	L	102-125
01/12/03	A	L	91-105				
01/20/03	H	W	89-81				
11/01/03	H	W	73-56				
01/21/04	A	W	108-97				
12/15/04	A	L	90-96				
01/17/05	H	L	91-100				
02/13/06	H	L	94-88				
03/24/06	A	L	77-97				
12/27/06	A	L	97-100				
04/09/07	H	L	100-111				
02/10/08	H	L	82-105				
02/27/08	A	L	85-107				
02/10/09	H	L	102-110				
02/24/09	A	L	110-118				
12/08/09	A	L	88-94				
03/22/10	H	L	100-106				
01/29/11	H	W	103-87				
02/04/11	A	L	100-111				
01/09/12	A	L	87-97				
11/04/12	A	L	86-105				
04/05/13	H	L	93-95				
01/17/14	A	L	89-94				
03/09/14	H	L	104-111				
03/18/15	A	L	100-105				
04/01/15	H	L	99-113				

2021-22 WOLVES VS. RAPTORS (0-2)

DATE	SITE	FINAL SCORE	WOLVES HIGH	RAPTORS HIGH	ATTENDANCE
02/16/22	Minnesota	L 91-103	Towns 24	Trent Jr. 30	15,982
03/30/22	Toronto	L 102-125	Edwards 24	Trent Jr. 29	19,800

MINNESOTA VS. TORONTO

PLAYER	G-GS	MIN	FG-FGA	PCT	3FG-FGA	PCT	FT-FTA	PCT	OFF	DEF	TOT	AST	PF-DQ	STL	TO	BLK	PTS	AVG	HI
Towns	2-2	66	16-27	.593	2-4	.500	6-8	.750	4	17	21	6	8-0	5	9	1	40	20.0	24
McDaniels	1-0	30	6-13	.462	1-7	.143	5-6	.833	2	5	7	1	3-0	1	3	1	18	18.0	18
Edwards	2-2	63	10-26	.385	4-12	.333	6-10	.600	1	10	11	5	7-0	1	4	1	30	15.0	24
Russell	2-2	60	5-26	.192	3-15	.200	8-11	.727	1	6	7	10	4-0	0	2	1	21	10.5	13
Beverley	2-2	52	6-11	.545	4-8	.500	4-5	.800	0	4	4	6	8-0	1	4	2	20	10.0	10
Vanderbilt	2-2	39	6-11	.545	0-0	---	2-2	1.000	6	4	10	6	0-0	1	2	2	14	7.0	10
Prince	2-0	33	6-14	.429	2-6	.333	0-0	---	3	4	7	1	3-0	1	4	2	14	7.0	9
Reid	2-0	33	5-9	.556	0-3	.000	3-4	.750	2	10	12	4	2-0	3	1	4	13	6.5	9
Beasley	1-0	18	2-11	.182	2-10	.200	0-0	---	1	1	2	1	0-0	0	0	0	6	6.0	6
Layman	1-0	5	2-5	.400	1-3	.333	1-2	.500	0	1	1	0	0-0	0	1	0	6	6.0	6
McLaughlin	2-0	43	2-6	.333	1-4	.250	2-2	1.000	3	1	4	5	0-0	1	3	1	7	3.5	5
Nowell	2-0	27	1-8	.125	1-6	.167	1-2	.500	0	3	3	3	2-0	2	1	1	4	2.0	4
Boimaro	1-0	4	0-1	.000	0-0	---	0-0	---	0	1	1	0	0-0	0	0	0	0	0.0	0
Okogie	1-0	5	0-1	.000	0-1	.000	0-0	---	0	0	0	1	0-0	1	1	0	0	0.0	0
TIMBERWOLVES	480	67-169	.396	21-79	.266	38-52	.731	23	67	90	49	37-0	17	39	16	193	96.5	102	
RAPTORS	480	88-184	.478	26-61	.426	26-34	.765	20	75	95	53	44-0	16	32	10	228	114.0	125	

TORONTO VS. MINNESOTA

PLAYER	G-GS	MIN	FG-FGA	PCT	3FG-FGA	PCT	FT-FTA	PCT	OFF	DEF	TOT	AST	PF-DQ	STL	TO	BLK	PTS	AVG	HI
Trent	2-2	67	19-37	.514	11-20	.550	10-12	.833	0	6	6	2	4-0	1	2	0	59	29.5	30
Anunoby	2-2	62	13-24	.542	4-8	.500	2-2	1.000	1	5	6	4	7-0	0	5	0	32	16.0	22
Siakam	2-2	81	12-32	.375	0-3	.000	5-5	1.000	2	17	19	22	9-0	3	12	1	29	14.5	17
Barnes	2-2	56	11-18	.611	1-3	.333	3-4	.750	2	7	9	8	2-0	4	4	2	26	13.0	17
Achiuwa	2-0	43	10-18	.556	4-10	.400	0-0	---	3	7	10	2	4-0	1	1	0	24	12.0	13
VanVleet	1-1	32	5-15	.333	2-7	.286	0-1	.000	0	3	3	8	4-0	4	1	2	12	12.0	12
Young (TOT)	3-0	42	9-16	.563	2-4	.500	0-1	.000	1	8	9	5	5-0	3	2	1	20	6.7	10
Young (TOR)	2-0	38	9-15	.600	2-4	.500	0-1	.000	1	8	9	3	5-0	2	2	1	20	10.0	10
Boucher	2-0	45	3-14	.214	2-4	.500	3-3	1.000	7	12	19	0	3-0	0	2	2	11	5.5	6
Birch	2-1	25	3-3	1.000	0-0	---	2-4	.500	2	3	5	0	3-0	0	0	2	8	4.0	8
Banton	2-0	12	3-4	.750	0-0	---	1-2	.500	2	2	4	2	1-0	0	0	0	7	3.5	4
Brooks (TOT)	2-0	13	2-4	.500	1-3	.333	1-1	1.000	0	2	2	0	1-0	0	0	0	6	3.0	6
Brooks (TOR)	1-0	4	0-0	.000	0-0	---	0-0	---	0	2	2	0	0-0	0	0	0	0	0.0	0
Flynn	1-0	7	0-1	.000	0-0	---	0-0	---	0	2	2	2	1-0	0	1	0	0	0.0	0
Mykhailiuk	1-0	4	0-1	.000	0-1	.000	0-0	---	0	0	0	0	0-0	1	1	0	0	0.0	0
Watanabe	1-0	4	0-2	.000	0-1	.000	0-0	---	0	1	1	0	1-0	0	0	0	0	0.0	0
RAPTORS	480	88-184	.478	26-61	.426	26-34	.765	20	75	95	53	44-0	16	32	10	228	114.0	125	
TIMBERWOLVES	480	67-169	.396	21-79	.266	38-52	.731	23	67	90	49	37-0	17	39	16	193	96.5	102	



TEAM INFORMATION

Owner and Chairman: Ryan Smith
CEO of Basketball Operations: Danny Ainge
General Manager: Justin Zanik
Head Coach: Will Hardy
Assistant Coaches: Alex Jensen, Lamar Skeeter, Evan Bradds, Jason Terry
Director of Performance: Eric Waters

Sr. VP, Communications: Frank Zang
Sr. Vice President, Basketball Communications: Derek Garduño
Director, Basketball Communications: Madeline Wehle Crandall
Manager, Basketball Communications: Danny Franks
Manager, Basketball Communications: Olivia Hill

Home Court: Vivint Smart Home Arena (19,911; 1991)
Founded: 1974-79 - New Orleans Jazz; 1979-80 - Utah Jazz
NBA Titles: None

SERIES FACTS

Overall: 46-88 • Home: 27-40 • Road: 19-48
 Biggest Wolves Win: 27 (107-80 - 03/01/17, Road)
 Biggest Wolves Loss: 35 (80-115 - 01/30/95, Road)
 Current Overall Streak: W1 Home: W1 Road: L2
 Last Wolves Win: 126-106 @ Minnesota, 01/30/22
 Last Wolves Loss: 108-120 @ Utah, 12/31/21



2021-22 WOLVES VS. JAZZ (1-3)

DATE	SITE	FINAL SCORE	WOLVES HIGH	JAZZ HIGH	ATTENDANCE
12/08/21	Minnesota	L 104-136	Towns 22	Mitchell 36	15,181
12/23/21	Utah	L 116-128	Beasley 33	Mitchell 28	18,306
12/31/21	Utah	L 108-120	Edwards 26	Mitchell 39	18,306
01/30/22	Minnesota	W 126-106	Towns 31	Bogdanovic 23	10,407

MINNESOTA VS. UTAH

PLAYER	G-GS	MIN	FG-FGA	PCT	3FG-FGA	PCT	FT-FTA	PCT	OFF	DEF	TOT	AST	PF-DQ	STL	TO	BLK	PTS	AVG	HI
Towns	2-2	68	17-28	.607	5-8	.625	14-17	.824	6	12	18	15	6-0	2	5	1	53	26.5	31
Edwards	3-3	101	22-53	.415	10-27	.370	5-8	.625	0	8	8	11	9-1	2	8	0	59	19.7	26
Beasley	4-3	123	29-65	.446	18-45	.400	1-2	.500	3	13	16	6	7-0	2	7	0	77	19.3	33
Russell	1-1	41	7-20	.350	4-8	.500	1-1	1.000	1	6	7	14	3-0	0	3	0	19	19.0	19
McDaniels	4-1	120	23-48	.479	6-20	.300	3-3	1.000	4	16	20	12	12-0	3	7	2	55	13.8	22
Beverley	2-2	52	12-21	.571	2-8	.250	1-3	.333	0	4	4	8	5-0	2	1	2	27	13.5	16
Nowell	3-0	63	11-28	.393	2-7	.286	6-8	.750	0	4	4	12	8-1	2	3	0	30	10.0	10
Reid	4-2	79	14-36	.389	3-11	.273	7-9	.778	12	12	24	6	10-0	3	3	2	38	9.5	17
Prince	2-1	44	7-14	.500	5-9	.556	0-0	---	0	12	12	2	1-0	2	3	0	19	9.5	10
Okogie	1-0	6	2-3	.667	2-2	1.000	0-0	---	1	1	2	0	1-0	0	1	0	6	6.0	6
Vanderbilt	3-3	74	6-17	.353	0-1	.000	2-4	.500	8	12	20	3	5-0	6	3	4	14	4.7	5
Knight	4-0	40	6-13	.462	0-5	.000	6-9	.667	4	3	7	3	4-0	0	2	2	18	4.5	8
Layman	4-1	52	8-15	.533	1-7	.143	1-1	1.000	3	6	9	2	2-0	2	4	1	18	4.5	13
McLaughlin	4-1	59	6-11	.545	2-3	.667	2-2	1.000	0	3	3	8	7-0	9	3	0	16	4.0	12
Monroe	1-0	16	1-2	.500	0-0	---	0-0	.000	2	4	6	1	1-0	0	1	0	2	2.0	2
Bolmaro	3-0	21	1-4	.250	1-3	.333	0-0	---	1	1	2	3	0-0	1	1	0	3	1.0	3
TIMBERWOLVES	960	172-378	.455	61-164	.372	49-69	.710	45	117	162	106	81-2	36	56	14	454	113.5	126	136
JAZZ	960	173-337	.513	67-162	.414	77-99	.778	35	145	180	98	81-0	25	68	20	490	122.5	136	136

UTAH VS. MINNESOTA

PLAYER	G-GS	MIN	FG-FGA	PCT	3FG-FGA	PCT	FT-FTA	PCT	OFF	DEF	TOT	AST	PF-DQ	STL	TO	BLK	PTS	AVG	HI
Mitchell	3-3	110	36-64	.563	15-34	.441	16-17	.941	2	14	16	14	6-0	1	10	2	103	34.3	39
Bogdanovic	4-4	125	27-49	.551	15-25	.600	17-17	1.000	3	20	23	4	9-0	2	11	0	86	21.5	24
Conley	3-3	81	19-35	.543	7-11	.636	4-6	.667	3	7	10	16	7-0	4	9	1	49	16.3	22
Gobert	3-3	101	15-25	.600	0-0	---	17-26	.654	11	32	43	2	9-0	1	5	9	47	15.7	20
Clarkson	4-0	112	21-54	.389	9-32	.281	9-13	.692	2	9	11	14	7-0	1	7	2	60	15.0	20
Ingles	3-1	61	10-20	.500	5-13	.385	2-3	.667	0	10	10	15	1-0	3	3	0	27	9.0	16
Gay	4-0	84	12-31	.387	4-17	.235	3-3	1.000	3	17	20	4	12-0	4	4	2	31	7.8	12
Whiteside	3-1	49	8-11	.727	0-0	---	5-8	.625	6	11	17	1	8-0	0	2	3	21	7.0	12
Butler	3-0	27	7-10	.700	4-5	.800	0-0	---	0	6	6	3	4-0	1	2	0	18	6.0	9
Paschall	2-0	26	4-7	.571	4-6	.667	0-0	---	0	2	2	2	0-0	0	2	0	12	6.0	9
O'Neale	4-4	120	9-15	.600	4-10	.400	1-2	.500	2	10	12	16	12-0	8	4	1	23	5.8	9
Azubuike	1-0	2	1-1	1.000	0-0	---	1-2	.500	0	0	0	0	1-0	0	0	0	3	3.0	3
Forrest	3-1	31	2-4	.500	0-1	.000	2-2	1.000	0	4	4	6	0-0	0	2	0	6	2.0	4
Hughes	2-0	19	2-8	.250	0-6	.000	0-0	---	2	2	4	0	1-0	0	2	0	4	2.0	2
Fitts	2-0	6	0-1	.000	0-0	---	0-0	---	0	1	1	0	1-0	0	0	0	0	0.0	0
Oni	2-0	6	0-2	.000	0-2	.000	0-0	---	1	0	1	1	3-0	0	0	0	0	0.0	0
Valentine (TOT)	1-0	5	0-0	---	0-0	---	0-0	---	1	1	1	0	0-0	0	0	0	0	0.0	0
JAZZ	960	173-337	.513	67-162	.414	77-99	.778	35	145	180	98	81-0	25	68	20	490	122.5	136	136
TIMBERWOLVES	960	172-378	.455	61-164	.372	49-69	.710	45	117	162	106	81-2	36	56	14	454	113.5	126	126

GAME-BY-GAME

DATE	H/A	W/L	MIN-OPP	DATE	H/A	W/L	MIN-OPP
11/21/89	H	L	101-103*	01/02/13	A	L	84-106
12/17/89	H	L	112-122	02/13/13	H	L	93-97
02/13/90	A	L	104-110*	04/12/13	A	L	100-107
04/15/90	H	L	90-103	04/15/13	H	L	80-96
04/20/90	A	L	89-97	12/12/01	A	W	98-87
11/18/90	H	L	94-103	01/04/02	H	W	93-86
11/30/90	A	L	79-96	03/02/02	A	W	116-105
02/05/91	H	W	94-93	03/17/02	H	L	89-96
02/16/91	A	L	107-115	11/29/02	A	L	77-95
03/23/91	A	L	89-95	01/04/03	H	L	97-105
11/01/91	H	L	97-112	02/17/03	A	L	97-109
01/11/92	H	W	101-96	02/26/03	H	W	92-85
01/14/92	A	L	110-116	11/03/03	A	L	88-93
04/05/92	H	W	93-91	11/14/03	H	L	77-85
04/17/92	A	L	106-120	02/11/04	A	W	77-66
12/03/92	A	L	91-110	04/12/04	H	W	104-90
12/28/92	A	L	95-114	02/18/05	H	W	93-91
02/15/93	H	L	91-112	01/28/05	A	L	82-100
03/09/93	A	L	107-116	03/09/93	H	W	111-86
04/25/93	H	W	113-111	04/06/05	H	W	111-86
11/06/93	H	L	95-105	04/15/05	A	W	100-84
12/15/93	H	L	95-97	12/05/05	A	W	91-77
12/27/93	H	L	93-97	02/10/06	H	L	80-94
01/26/94	H	W	100-98	03/08/06	A	L	93-96
03/08/94	A	L	86-100	03/08/06	A	L	95-103
12/01/94	A	W	96-94	12/08/06	H	W	110-103
12/14/94	H	L	95-103	01/22/07	A	L	91-106
01/30/95	A	L	80-115	03/02/07	H	L	83-109
04/18/95	H	L	94-113	03/28/07	A	L	102-108
04/21/95	A	L	96-99	02/26/08	H	W	111-100
11/18/95	H	L	102-126	03/05/08	A	L	76-105
12/18/95	A	L	83-99	03/30/08	H	W	110-103
03/10/96	H	L	96-104	04/02/08	A	L	100-117
04/05/96	A	W	103-99	12/09/08	H	L	96-99
12/06/96	A	L	95-106	01/20/09	A	L	107-112
12/23/96	H	W	107-98	02/25/09	H	L	103-120
03/09/97	H	L	106-105	04/03/09	A	W	103-102
04/19/97	A	L	89-101	12/05/09	H	W	108-101
11/24/97	A	L	124-133*	12/14/09	A	W	110-108
03/16/98	H	L	96-102	12/30/09	H	L	103-107
04/11/98	H	W	110-103	03/17/10	A	L	100-122
04/14/98	A	L	109-126	12/22/10	H	L	107-112
03/13/99	A	L	72-99	01/28/11	A		



TEAM INFORMATION

Founder, Chairman, Principal Partner and Chief Executive Officer: Ted Leonsis
General Manager: Tommy Sheppard
Head Coach: Wes Unseld Jr.
Assistant Coaches: Joseph Blair, Mike Miller, Pat Delany, Zach Guthrie, Ryan Richman, Dean Oliver, Alex McLean
Athletic Trainers: Chalisa Fonza, Carlos Bustamante

Vice President of Communications: Scott Hall
Director Basketball Communications: Daren Jenkins
Manager, Communications: Matt Quinn
Coordinator, Communications: Kara Swirsky

Home Court: Capital One Arena (20,356; 1997)
Founded: 1961-62 - Chicago Packers; 1962-63 - Chicago Zephyrs; 1963-64 - Baltimore Bullets; 1973-74 - Capital Bullets; 1974-75 - Washington Bullets; 1997-98 - Washington Wizards
NBA Titles: One (1977-78)

SERIES FACTS

Overall: 26-37 • Home: 16-15 • Road: 10-22 • Preseason: 3-1
 Biggest Wolves Win: 35 (109-74 - 12/26/04, Home)
 Biggest Wolves Loss: 16 (89-105 - 11/16/07, Home; 109-130 - 01/01/21, Home)
 Current Overall Streak: L5 Home: L3 Road: L2
 Last Wolves Win: 131-109 @ Washington, 11/02/19
 Last Wolves Loss: 114-132 @ Minnesota, 04/05/22

GAME-BY-GAME

DATE	H/A	W/L	MIN-OPP	DATE	H/A	W/L	MIN-OPP
12/19/89	A	L	99-112	01/13/11	H	W	109-97
02/27/90	H	W	104-88	03/05/11	A	L	96-103
01/04/91	H	L	100-111	01/08/12	A	W	93-72
04/21/91	A	W	89-87	01/25/13	A	L	101-114
11/13/91	H	L	114-119*	03/06/13	H	W	87-82
03/13/92	A	L	115-118	11/19/13	A	L	100-104
11/20/92	H	L	100-108	12/27/13	H	W	120-98
11/27/92	A	W	102-83	12/16/14	A	L	95-109
12/20/93	H	L	84-99	02/25/15	H	W	97-77
02/17/94	A	L	105-109	03/02/16	H	L	98-104
12/17/94	A	W	96-87	03/25/16	A	W	132-129**
02/14/95	H	L	96-99	01/06/17	A	L	105-112
02/16/96	H	L	96-108	03/13/17	H	W	119-104
04/12/96	A	L	106-116	11/28/17	H	L	89-92
11/25/96	A	L	98-105	03/13/18	A	W	116-111
04/04/97	H	W	97-95	03/03/19	A	L	121-135
11/13/97	H	L	88-91*	03/09/19	H	W	135-130*
12/06/97	A	L	103-114	11/02/19	A	W	131-109
02/02/00	A	L	93-103	11/15/19	H	L	116-137
03/07/00	H	L	86-90	01/01/21	H	L	109-130
12/07/00	H	W	105-88	02/27/21	A	L	112-128
01/02/01	A	L	108-115	12/01/21	A	L	107-115
01/12/02	A	W	108-100	04/05/22	H	L	114-132
01/21/02	H	W	105-101	11/05/02	H	W	90-86
11/05/02	H	W	90-86	01/25/03	A	W	97-89
01/25/03	A	W	97-89	12/12/03	A	W	110-91
12/12/03	A	W	110-91	04/02/04	H	W	91-73
04/02/04	H	W	91-73	12/26/04	H	W	109-74
12/26/04	H	W	109-74	01/08/05	A	L	114-117
01/08/05	A	L	114-117	11/17/05	H	W	109-98
11/17/05	H	W	109-98	02/21/06	A	L	78-90
02/21/06	A	L	78-90	02/20/07	A	L	100-112
02/20/07	A	L	100-112	02/25/07	H	W	98-94
02/25/07	H	W	98-94	11/16/07	H	L	89-105
11/16/07	H	L	89-105	12/11/07	A	L	88-102
12/11/07	A	L	88-102	02/17/09	A	L	103-111
02/17/09	A	L	103-111	03/09/09	H	L	99-110
03/09/09	H	L	99-110	12/26/09	H	W	101-89
12/26/09	H	W	101-89	02/17/10	A	L	99-108
02/17/10	A	L	99-108				

2021-22 WOLVES VS. WIZARDS (0-2)

DATE	SITE	FINAL SCORE	WOLVES HIGH	WIZARDS HIGH	ATTENDANCE
12/01/21	Washington	L 107-115	Towns 34	Harrell 27	15,318
04/05/22	Minnesota	L 114-132	Towns 26	Porzingis 25	17,136

MINNESOTA VS. WASHINGTON

PLAYER	G-GS	MIN	FG-FGA	PCT	3FG-FGA	PCT	FT-FTA	PCT	OFF	DEF	TOT	AST	PF-DQ	STL	TO	BLK	PTS	AVG	HI
Towns	2-2	68	21-49	.429	4-12	.333	14-16	.875	8	12	20	5	5-0	1	3	3	60	30.0	34
Edwards	2-2	70	15-34	.441	5-15	.333	8-9	.889	1	8	9	7	2-0	1	5	1	43	21.5	25
Russell	2-2	68	10-32	.313	3-18	.167	4-6	.667	1	7	8	20	2-0	0	5	2	27	13.5	17
Beasley	2-1	55	8-18	.444	6-13	.462	0-0	---	0	5	5	1	2-0	0	1	0	22	11.0	14
Reid	2-0	32	7-16	.438	1-6	.167	2-2	1.000	2	3	5	0	7-0	1	4	0	17	8.5	13
Prince	2-1	39	5-12	.417	4-9	.444	2-5	.400	0	5	5	2	4-0	1	0	0	16	8.0	11
Nowell	2-0	18	3-5	.600	2-3	.667	5-6	.833	0	3	3	1	0-0	1	0	0	13	6.5	11
Vanderbilt	2-2	54	5-6	.833	0-0	---	2-4	.500	5	13	18	0	4-0	1	1	2	12	6.0	8
McLaughlin	1-0	21	2-3	.667	0-1	.000	1-1	1.000	1	1	2	4	3-0	2	1	1	5	5.0	5
Bolmaro	1-0	16	1-1	1.000	0-0	---	0-0	---	0	0	0	0	5-0	0	0	0	2	2.0	2
Okogie	2-0	22	1-2	.500	0-1	.000	2-2	1.000	0	0	0	1	4-0	1	0	0	4	2.0	4
McDaniels	1-0	15	0-1	.000	0-0	---	0-0	---	0	2	2	1	1-0	0	0	0	0	0.0	0
Wright	1-0	3	0-0	---	0-0	---	0-0	---	0	0	0	0	0-0	0	0	0	0	0.0	0
TIMBERWOLVES	480	78-179	.436	25-78	.321	40-51	.784	18	59	77	42	39-0	9	23	9	221	110.5	114	
WIZARDS	480	101-192	.526	23-62	.371	22-35	.629	23	81	104	72	48-0	10	24	11	247	123.5	132	

WASHINGTON VS. MINNESOTA

PLAYER	G-GS	MIN	FG-FGA	PCT	3FG-FGA	PCT	FT-FTA	PCT	OFF	DEF	TOT	AST	PF-DQ	STL	TO	BLK	PTS	AVG	HI
Harrell	1-0	21	11-12	.917	0-0	---	5-8	.625	1	4	5	3	4-0	0	2	0	27	27.0	27
Gafford	2-1	58	17-22	.773	0-0	---	8-9	.889	7	15	22	4	8-0	1	3	4	42	21.0	24
Hachimura	1-1	37	8-15	.533	3-4	.750	2-6	.333	1	4	5	4	3-0	0	1	0	21	21.0	21
Beal	1-1	38	8-20	.400	1-5	.200	2-4	.500	3	3	6	9	0-0	1	3	0	19	19.0	19
Porzingis (TOT)	2-2	50	13-26	.500	3-7	.429	9-9	1.000	2	9	11	2	4-0	1	0	2	38	19.0	25
Porzingis (WAS)	1-1	27	11-17	.647	3-5	.600	0-0	---	2	6	8	1	3-0	0	1	1	25	25.0	25
Bertans	1-0	16	5-6	.833	3-4	.750	2-2	1.000	0	3	3	0	1-0	0	1	0	15	15.0	15
Caldwell-Pope	2-2	54	11-25	.440	4-11	.364	1-1	1.000	3	4	7	5	6-0	3	3	0	27	13.5	14
Avdija	2-0	56	11-23	.478	3-11	.273	1-3	.333	2	13	15	6	7-0	2	3	3	26	13.0	17
Kispert	2-1	42	6-13	.462	3-8	.375	0-0	---	3	7	10	1	4-0	1	3	0	15	7.5	13
Smith (TOT)	2-0	35	6-16	.375	1-2	.500	0-0	---	0	8	8	14	1-0	1	0	0	13	6.5	11
Smith (WAS)	1-0	30	5-14	.357	1-2	.500	0-0	---	0	8	8	14	1-0	1	0	0	11	11.0	11
Kuzma	1-1	32	2-6	.333	1-3	.333	0-0	---	0	6	6	5	3-0	1	2	3	5	5.0	5
Satoransky (TOT)	2-2	33	5-10	.500	0-2	.000	0-0	---	1	2	3	7	5-0	0	2	0	10	5.0	8
Satoransky (WAS)	1-1	20	4-7	.571	0-1	.000	0-0	---	0	2	2	7	3-0	0	1	0	8	8.0	8
Dirwiddie	1-1	31	1-9	.111	1-7	.143	0-0	---	1	5	6	11	3-0	0	1	0	3	3.0	3
Neto	1-0	17	1-3	.333	0-1	.000	1-2	.500	0	1	1	2	2-0	0	0	0	3	3.0	3
WIZARDS	480	101-192	.526	23-62	.371	22-35	.629	23	81	104	72	48-0	10	24	11	247	123.5	132	
TIMBERWOLVES	480	78-179	.436	25-78	.321	40-51	.784	18	59	77	42	39-0	9	23	9	221	110.5	114	



NBA DIRECTORY

NEW YORK OFFICES

Olympic Tower
645 Fifth Avenue
New York, NY 10022
Telephone: (212) 407-8000
Fax: (212) 832-3861

NEW JERSEY OFFICES

100 Plaza Drive
Secaucus, NJ 07094
Telephone: (201) 865-1500
Fax: (201) 974-5973

INTERNATIONAL OFFICES

AFRICA

9th Floor GreenPark Corner
3 Lower Road Morningside 2196
Johannesburg, South Africa
Telephone: +27-100-072-668

Levels 4 and 5, Serenity Building
King Fahd Palace Road
Almadies, Dakar
Senegal

ASIA/PACIFIC

CHINA—BEIJING

19th Floor, Office Tower 2
China Central Place
No. 79 Jianguo Road
Chaoyang District
Beijing, China 100025
Telephone: +86-10-5200-8200
Fax: +86-10-5200-8202

CHINA—SHANGHAI

Unit 2703-2708, 27F, Tower 2 Plaza
66 1266 Nanjing West Road,
Jing An District
Shanghai, China 200040
Telephone: +86-21-6137-2200
Fax: +86-21-6288-9920

HONG KONG

Room 3101, Lee Gardens One
33 Hysan Avenue
Causeway Bay, Hong Kong
Telephone: +852-2843-9600
Fax: +852-2536-4808

ASIA/PACIFIC (CONT.)

PHILIPPINES

Unit 1701, World Plaza Building
5th Avenue corner 30th Street
Bonifacio Global City
Taguig, 1634 Philippines
Jandric Lim, Communications; +632-866-8205

TAIWAN

Suite 1303, No. 88, Section 2
Chung Hsiao East Road
Taipei, Taiwan ROC 100
Telephone: +886-2-2397-8000
Fax: +886-2-2358-1098

CANADA

50 Bay Street, Suite 1402
Toronto, Ontario Canada M5J 3A5
Telephone: (416) 682-2000
Fax: (416) 364-0205

EUROPE & THE MIDDLE EAST

LONDON

Endeavour House
189 Shaftesbury Avenue
London, United Kingdom WC2H 8JR
Telephone: +44-20-7420-8900

SPAIN

Leganitos Street 6th Floor
28013 Madrid, Spain
Ignasi Castello, Communications
Telephone +34-912-153-573

LATIN AMERICA

RIO DE JANEIRO

Av Borges de Medeiros, 633
Sala 301 – Leblon
Rio de Janeiro, RJ, Brazil 22430-041
Telephone: +55-21-3206-6400
Fax: +55-21-2586-6001

MEXICO CITY

Av. Prolongacion Paseo de la Reforma
No. 1236, Piso 6
Planta Baja Desarrollo Santa Fe
Cuajimalpa De Morelos, Ciudad De Mexico 05348
Telephone: +52-55-9171-7700

NBA KEY DATES & TERMS

2022

SEPTEMBER 30

OCTOBER 17

OCTOBER 17

OCTOBER 18

NOVEMBER 4

DECEMBER 19-22

DECEMBER 27

NBA Preseason games begin

NBA Preseason ends

Rosters set for NBA Opening Day (5 p.m. ET)

Start of the 2021-22 NBA Regular Season

NBA G League Showcase Cup begins

NBA G League Winter Showcase and Showcase Cup Championship Game

NBA G League 32-game regular season begins

2023

JANUARY 5

JANUARY 10

JANUARY 20

FEBRUARY 9

FEBRUARY 17-19

FEBRUARY 17-22

MARCH 1

MARCH 25

MARCH 28

APRIL 9

APRIL 10

APRIL 11-14

APRIL 15

APRIL 23

MAY 1-2

MAY 16

MAY 16-17

JUNE 1

10-day contracts may now be signed

All Standard NBA contracts are guaranteed for the remainder of the season

All Two-Way Contracts are guaranteed for the remainder of the season

NBA Trade Deadline (3 p.m. ET)

NBA All-Star 2023 (Salt Lake City, UT)

NBA All-Star break

Playoff Eligibility Waiver Deadline

NBA G League Regular Season ends

NBA G League Playoffs begin

Regular Season ends

Rosters set for NBA Playoffs 2023 (3 p.m. ET)

NBA Play-In Tournament

NBA Playoffs 2023 begin

NBA Early Entry Eligibility Deadline (11:59 p.m. ET)

Conference Semifinals begin (possible move up to April 29/30)

NBA Draft Lottery 2023 presented by State Farm

Conference Finals begin (possible move up to May 14-15)

NBA Finals 2023 begin



2021-22 NBA STANDINGS/AWARD WINNERS

EASTERN CONFERENCE

ATLANTIC DIVISION	W	L	PCT	GB	HOME	ROAD
Boston	51	31	.622	-	28-13	23-18
Philadelphia	51	31	.622	-	24-17	27-14
Toronto	48	34	.585	3	24-17	24-17
Brooklyn	44	38	.537	7	20-21	24-17
New York	37	45	.451	14	17-24	20-21

CENTRAL DIVISION	W	L	PCT	GB	HOME	ROAD
Milwaukee	51	31	.622	-	27-14	24-17
Chicago	46	36	.561	5	27-14	19-22
Cleveland	44	38	.537	7	25-16	19-22
Indiana	25	57	.305	26	16-25	9-32
Detroit	23	59	.280	28	13-28	10-31

SOUTHEAST DIVISION	W	L	PCT	GB	HOME	ROAD
Miami	53	29	.646	-	29-12	24-17
Atlanta	43	39	.524	10	27-14	16-25
Charlotte	43	39	.524	10	22-19	21-20
Washington	35	47	.427	18	21-20	14-27
Orlando	22	60	.268	31	12-29	10-31

WESTERN CONFERENCE

NORTHWEST DIVISION	W	L	PCT	GB	HOME	ROAD
Utah	49	33	.598	-	29-12	20-21
Denver	48	34	.585	1	23-18	25-16
MINNESOTA	46	36	.561	3	26-15	20-21
Portland	27	55	.329	22	17-24	10-31
Oklahoma City	24	58	.293	25	12-29	12-29

PACIFIC DIVISION	W	L	PCT	GB	HOME	ROAD
Phoenix	64	18	.780	-	32-9	32-9
Golden State	53	29	.646	11	31-10	22-19
LA Clippers	42	40	.512	22	25-16	17-24
L.A. Lakers	33	49	.402	31	21-20	12-29
Sacramento	30	52	.366	34	16-25	14-27

SOUTHWEST DIVISION	W	L	PCT	GB	HOME	ROAD
Memphis	56	26	.683	-	30-11	26-15
Dallas	52	30	.634	4	29-12	23-18
New Orleans	36	46	.439	20	19-22	17-24
San Antonio	34	48	.415	22	16-25	18-23
Houston	20	62	.244	36	11-30	9-32

KIA NBA MOST VALUABLE PLAYER	Nikola Jokić, Denver Nuggets
KIA NBA COACH OF THE YEAR	Monty Williams, Phoenix Suns
KIA NBA ROOKIE OF THE YEAR	Scottie Barnes, Toronto Raptors
KIA NBA MOST IMPROVED PLAYER	Ja Morant, Memphis Grizzlies
KIA NBA DEFENSIVE PLAYER OF THE YEAR	Marcus Smart, Boston Celtics
KIA NBA SIXTH MAN AWARD	Tyler Herro, Miami Heat
NBA EXECUTIVE OF THE YEAR	Zach Kleiman, Memphis Grizzlies
BOB LANIER NBA CARES COMMUNITY ASSIST AWARD	Gary Payton II, Golden State Warriors
NBA SPORTSMANSHIP AWARD	Patty Mills, Brooklyn Nets
TWYMAN-STOKES TEAMMATE OF THE YEAR AWARD	Jrue Holiday, Milwaukee Bucks
KAREEM ABDUL-JABBAR SOCIAL JUSTICE CHAMPION	Reggie Bullock, Dallas Mavericks
NBA HUSTLE AWARD	Marcus Smart, Boston Celtics

2021-22 ALL-NBA TEAM

FIRST TEAM

Giannis Antetokounmpo, Milw.
Luka Dončić, Dallas
Nikola Jokić, Denver
Devin Booker, Phoenix
Jayson Tatum, Boston

SECOND TEAM

Joel Embiid, Philadelphia
Ja Morant, Memphis
Kevin Durant, Brooklyn
Stephen Curry, Golden State
DeMar DeRozan, Chicago

THIRD TEAM

KARL-ANTHONY TOWNS, MINNESOTA

LeBron James, L.A. Lakers
Chris Paul, Phoenix
Trae Young, Atlanta
Pascal Siakam, Toronto

2021-22 ALL-DEFENSE TEAM

FIRST TEAM

Marcus Smart, Boston
Mikal Bridges, Phoenix
Rudy Gobert, Utah
Giannis Antetokounmpo, Milw.
Jaren Jackson Jr., Memphis

SECOND TEAM

Bam Adebayo, Heat
Jrue Holiday, Milwaukee
Matisse Thybulle, Philadelphia
Robert Williams III, Boston
Draymond Green, Golden State

2021-22 ALL-ROOKIE TEAM

FIRST TEAM

Scottie Barnes, Toronto
Cade Cunningham, Detroit
Evan Mobley, Cleveland
Franz Wagner, Orlando
Jalen Green, Houston

SECOND TEAM

Herbert Jones, New Orleans
Josh Giddey, Oklahoma City
Bones Hyland, Denver
Ayo Dosunmu, Chicago
Chris Duarte, Indiana



2021-22 NBA LEADERS

SCORING AVERAGE

	G	FG	FT	PTS	AVG
Embiid, Phi.	68	666	654	2079	30.6
G. Antetokounmpo, Mil.	67	689	553	2002	29.9
Doncic, Dal.	65	641	364	1847	28.4
Young, Atl.	76	711	500	2155	28.4
DeRozan, Chi.	76	774	520	2118	27.9
Jokic, Den.	74	764	379	2004	27.1
Tatum, Bos.	76	708	400	2046	26.9
Booker, Pho.	68	662	315	1822	26.8
Mitchell, Utah	67	617	267	1733	25.9
Curry, G.S.	64	535	275	1630	25.5
TOWNS, MIN.	74	642	384	1818	24.6
LaVine, Chi.	67	565	320	1635	24.4
Brown, Bos.	66	576	241	1559	23.6
Fox, Sac.	59	516	261	1367	23.2
Siakam, Tor.	68	596	284	1551	22.8
McCollum, Por.-N.O.	62	536	116	1370	22.1
Harden, Brk.-Phi.	65	407	470	1432	22.0
Garland, Cle.	68	542	215	1473	21.7
EDWARDS, MIN.	72	549	220	1533	21.3
Murray, S.A.	68	573	196	1438	21.1

REBOUNDS PER GAME

	G	OFF	DEF	TOT	AVG
Gobert, Utah	66	241	727	968	14.7
Jokic, Den.	74	206	813	1019	13.8
Sabonis, Ind.-Sac.	62	201	551	752	12.1
Capela, Atl.	74	279	598	877	11.9
Embiid, Phi.	68	146	650	796	11.7
G. Antetokounmpo, Mil.	67	134	644	778	11.6
Valanciunas, N.O.	74	226	617	843	11.4
Vucevic, Chi.	73	142	662	804	11.0
Carter, Orl.	62	139	509	648	10.5
Ayton, Pho.	58	149	444	593	10.2
Wood, Hou.	68	110	576	686	10.1
Adams, Mem.	76	349	411	760	10.0
Randle, N.Y.	72	125	591	716	9.9
TOWNS, MIN.	74	194	533	727	9.8
R. Williams, Bos.	61	238	350	588	9.6
Poeltl, S.A.	68	262	372	634	9.3
Drummond, Phi.-Brk.	73	229	451	680	9.3
Portis, Mil.	72	180	477	657	9.1
Doncic, Dal.	65	56	537	593	9.1
Stewart, Det.	71	226	391	617	8.7

ASSISTS PER GAME

	G	AST	AVG
Paul, Pho.	65	702	10.8
Harden, Brk.-Phi.	65	667	10.3
Young, Atl.	76	737	9.7
Murray, S.A.	68	627	9.2
Doncic, Dal.	65	568	8.7
Garland, Cle.	68	583	8.6
Halliburton, Sac.-Ind.	77	628	8.2
Jokic, Den.	74	584	7.9
Ball, Cha.	75	571	7.6
Lowry, Mia.	63	474	7.5
Russell, Min.	65	460	7.1
Westbrook, LA-L	78	550	7.1
Holiday, Mil.	67	457	6.8
VanVleet, Tor.	65	434	6.7
Curry, G.S.	64	404	6.3
Porter, Hou.	61	376	6.2
Smart, Bos.	71	417	5.9
G. Antetokounmpo, Mil.	67	388	5.8
Anthony, Orl.	65	369	5.7
Fox, Sac.	59	330	5.6

FIELD GOAL PCT.

	FG	FGA	PCT
Gobert, Utah	362	508	.713
Allen, Cle.	369	545	.677
Harrell, Was.-Cha.	358	555	.645
Ayton, Pho.	442	697	.634
Zubac, LA-C	310	495	.626
Poeltl, S.A.	410	663	.618
Capela, Atl.	370	604	.613
Jokic, Den.	764	1311	.583
Sabonis, Ind.-Sac.	443	773	.573
Adebayo, Mia.	406	729	.557

3-PT FIELD GOAL PCT.

	3FG	3GA	PCT
Kennard, LA-C	190	423	.449
Bane, Mem.	228	523	.436
Maxey, Phi.	132	309	.427
Johnson, Pho.	166	391	.425
Ball, Chi.	110	260	.423
Curry, Phi.-Brk.	158	374	.422
McDermott, S.A.	108	256	.422
Powell, Por.-LA-C	106	253	.419
Irving, Brk.	100	239	.418
Richardson, Bos.-S.A	102	246	.415

FREE THROW PCT.

	FT	FTA	PCT
Poole, G.S.	246	266	.925
Curry, G.S.	275	298	.923
Durant, Brk.	372	409	.910
Young, Atl.	500	553	.904
Gallinari, Atl.	141	156	.904
Bane, Mem.	140	155	.903
Garland, Cle.	215	241	.892
Middleton, Mil.	259	291	.890
Caldwell-Pope, Was.	137	154	.890
Quickley, N.Y.	177	201	.881

STEALS PER GAME

	G	STL	AVG
Murray, S.A.	68	138	2.03
Paul, Pho.	65	121	1.86
Trent, Tor.	70	122	1.74
Thybulle, Phi.	66	115	1.74
Halliburton, Sac.-Ind.	77	134	1.74
VanVleet, Tor.	65	111	1.71
Smart, Bos.	71	119	1.68
Jones, N.O.	78	130	1.67
Holiday, Mil.	67	108	1.61
Ball, Cha.	75	119	1.59

BLOCKS PER GAME

	G	BLK	AVG
Jackson, Mem.	78	177	2.27
R. Williams, Bos.	61	134	2.20
Gobert, Utah	66	137	2.08
Robinson, N.Y.	72	132	1.83
Poeltl, S.A.	68	118	1.74
Mobley, Cle.	69	115	1.67
Bamba, Orl.	71	118	1.66
Whiteside, Utah	65	103	1.58
Embiid, Phi.	68	99	1.46
Gafford, Was.	72	99	1.38

MINUTES PER GAME

	G	MIN	AVG
Siakam, Tor.	68	2578	37.9
VanVleet, Tor.	65	2462	37.9
Harden, Brk.-Phi.	65	2420	37.2
DeRozan, Chi.	76	2743	36.1
Tatum, Bos.	76	2731	35.9
Garland, Cle.	68	2430	35.7
Bridges, Cha.	80	2837	35.5
Doncic, Dal.	65	2301	35.4
Barnes, Tor.	74	2617	35.4
Maxey, Phi.	75	2650	35.3



NBA G LEAGUE OFFICE

Olympic Tower, 645 5th Avenue; New York, NY 10022

Media Relations: Phillip Bausk (pbausk@nba.com)

AGUA CALIENTE CLIPPERS OF ONTARIO

9680 Haven Ave. #120; Rancho Cucamonga, CA 91730
Tel: (909) 406-9090

Arena: Citizens Business Bank Arena
Media Relations Contact: Cooper Dzierzanowski (cdzierzanowski@clippers.com)
NBA Affiliation: LA Clippers

AUSTIN SPURS

1717 Scottsdale Drive, Suite 155, Cedar Park, TX 78641
Tel: (512) 236-8333; Fax (512) 236-8444

Arena: H-E-B Center at Cedar Park
Media Relations Contact: Amanda Janczak (ajanczak@attcenter.com)
NBA Affiliation: San Antonio

BIRMINGHAM SQUADRON

950 22nd St. N, Suite 925, Birmingham, AL 35203
Tel: (205) 719-0850

Arena: Legacy Arena
Media Relations Contact: Joseph Hooven (joseph.hooven@pelicans.com)
NBA Affiliation: New Orleans

CAPITAL CITY GO-GO

601 F Street, NW, 4th Floor; Washington, DC 20004
Tel: (202) 292-1058

Arena: Entertainment & Sports Arena in Congress Heights
Media Relations Contact: Matt Quinn (mquinn@monumentalsports.com)
NBA Affiliation: Washington

CLEVELAND CHARGE

1 Center Ct. Cleveland, OH, 44115
Tel: (866) 444-1944; Fax: (330) 489-1703

Arena: Cleveland State University Wolstein Center
Media Relations Contact: Sean Wyatt (SWyatt@cavs.com)
Website: www.cantoncharge.com
NBA Affiliation: Cleveland

COLLEGE PARK SKYHAWKS

101 Marietta St. NW Suite 1100; Atlanta, GA 30303
Tel: (404) 878-3800

Arena: Gateway Center Arena @ College Park
Media Relations Contact: Jerome Schwich (Jerome.schwich@cpskyhawks.com)
NBA Affiliate: Atlanta Hawks

DELAWARE BLUE COATS

401 Garasches Lane; Wilmington, DE 19801
Tel: (302) 504-7587

Arena: Chase Fieldhouse
Media Relations Contact: Alex Yoh (alex.yoh@76ers.com)
NBA Affiliation: Philadelphia

FORT WAYNE MAD ANTS

921 East Dupont Road Suite 228, Fort Wayne, Indiana 46825

Tel: (260) 469-4667
Arena: Allen County War Memorial Coliseum
Media Relations Contact: Dan Vance (dvance@ftwaynemadants.com)
NBA Affiliation: Indiana

NBA G LEAGUE IGNITE

2675 Mitchell Drive Walnut Creek, CA 94598

Arena: Ultimate Fieldhouse
Media Relations Contact: Mara Rudolph (mrudolph@nba.com)
NBA Affiliation: None

GRAND RAPIDS GOLD

62 Commerce Ave SW Suite 201, Grand Rapids, MI, 49503
Tel: (616) 350-4881

Arena: DeltaPlex Arena
Media Relations Contact: Gwen Vryhof Bultema (gbultema@nbagranderapids.com)
NBA Affiliation: Denver

GREENSBORO SWARM

2411 West Gate City Blvd.; Greensboro, NC 27403
Tel: (336) 907-3600

Arena: Fieldhouse at the Greensboro Coliseum Complex
Media Relations Contact: Justin Trujillo (jtrujillo@gsswarm.com)
NBA Affiliation: Charlotte

IOWA WOLVES

730 3rd Street; Des Moines, Iowa 50309
Tel: (515) 564-8550; Fax: (515) 564-8551

Arena: Wells Fargo Arena
Media Relations Contact: Randi Burrell (randi.burrell@iawolves.com)
NBA Affiliation: Minnesota

LAKELAND MAGIC

701 West Lime Street; Lakeland, FL 33815
Tel: (863) 825-3258; Fax: (863) 825-3279

Arena: RP Funding Center
Media Relations Contact: Owen Fasolas (ofasolas@lakelandmagic.com)
NBA Affiliation: Orlando

LONG ISLAND NETS

1255 Hempstead Turnpike, Uniondale, New York 11553
Tel: (718) 215-2299; Fax: (718) 522-3544

Arena: Nassau Coliseum
Media Relations Contact: Patricia Douglas (pdouglas@bseglobal.net)
NBA Affiliation: Brooklyn

MAINE CELTICS

550 Forest Avenue; Portland, ME 04012
Tel: (207) 210-6655; Fax: (207) 210-6659

Arena: Portland Exposition Building
Media Relations Contact: Evans Boston (EBoston@maineceltics.com)
NBA Affiliation: Boston

MEMPHIS HUSTLE

191 Beale Street; Memphis, TN 28103
Tel: (901) 205-1234; Fax: (901) 205-1244

Arena: The Landers Center
Media Relations Contact: Corey Moore (CMoore@grizzlies.com)
NBA Affiliation: Memphis

MEXICO CITY CAPITANES

Paseo del Pedregal 610, Jardines del Pedregal, Alvaro Obregon 01900 CDMX Mexico

Tel: +52 55 65414 6100
Arena: Gimnasio Juan de la Barrera Arena
Adriana Barrón (abarron@capitanes.mx)
NBA Affiliation: None

MOTOR CITY CRUISE

6201 Amsterdam St. Detroit, MI 48202
Tel: (313) 747-8667

Arena: Wayne State Arena
Media Relations Contact: Dylan Daniel (ddaniel@pistons.com)
NBA Affiliation: Detroit

OKLAHOMA CITY BLUE

208 Thunder Drive; Oklahoma City, OK 73102
Tel: (405) 208-4800; Fax: (405) 429-7900

Arena: Paycom Center
Media Relations Contact: Heather Ward (hward@okcthunder.com)
NBA Affiliation: Oklahoma City

RAPTORS 905

5600 Rose Cherry Place; Mississauga, ON L4Z4B6
Tel: (416) 815-5600; Fax: (416) 357-9205

Arena: Paramount Fine Foods Centre
Media Relations Contact: Safia Hersi (shersi@raptors905.com)
NBA Affiliation: Toronto

RIO GRANDE VALLEY VIPERS

4900 S. I-69; Edinburg, Texas, 78539
Tel: (956) 972-1144; Fax: (956) 972-1150

Arena: Bert Ogden Arena
Media Relations Contact: Amairani Ramirez (mediarelations@rgvipers.com)
NBA Affiliation: Houston

SALT LAKE CITY STARS

1420 S 500 W; Salt Lake City, UT 84115
Tel: (801) 325-7827

Arena: Lifetime Activities Center – Bruin Arena
Media Relations Contact: Derek Ahmsbrak (derek.ahmsbrak@slcstars.com)
NBA Affiliation: Utah

SANTA CRUZ WARRIORS

903 Pacific Avenue, Suite 101; Santa Cruz, CA 95060
Tel: (831) 731-4400

Arena: Kaiser Permanente Arena
Media Relations Contact: Shannon Stabler (sstabler@santacruzbasketball.com)
NBA Affiliation: Golden State

SIOUX FALLS SKYFORCE

2131 South Minnesota Ave.; Sioux Falls, SD 57105
Tel: (605) 332-0605

Arena: Sanford Pentagon
Media Relations Contact: Matt Dykstra (mdykstra@skyforceonline.com)
NBA Affiliation: Miami

SOUTH BAY LAKERS

2275 E. Mariposa Ave.; El Segundo, CA 90245
Tel: (310) 426-6000; Fax: (310) 426-6031

Arena: UCLA Health Training Center
Media Relations Contact: Noah Camarena (ncamarena@sb-lakers.com)
NBA Affiliation: Los Angeles Lakers

STOCKTON KINGS

400 E. Main, Suite 760, 95202; Stockton, CA
Tel: (888) 465-7209

Arena: Stockton Arena
Media Relations Contact: Rahsaan Gethers (rgethers@kings.com)
NBA Affiliation: Sacramento

TEXAS LEGENDS

2601 Avenue of the Stars, Suite 300; Frisco, TX 75034
Tel: (214) 469-0822; Fax: (214) 469-0823

Arena: Dr. Pepper Arena
Media Relations Contact: Britney Wynn (bwynn@texlegends.com)
NBA Affiliation: Dallas

WESTCHESTER KNICKS

600 Main St, Bridgeport, CT 06604
Arena: Total Mortgage Arena

Media Relations Contact: Ajah Hawley-Alexander (ajah.hawley-alexander@msg.com)
NBA Affiliation: New York

WINDY CITY BULLS

5333 Prairie Stone Parkway; Hoffman Estates, IL 60192
Tel: (84) 396-7070

Arena: NOW Arena
Media Relations Contact: Kyle Brown (kylebrown@bulls.com)
NBA Affiliation: Chicago

WISCONSIN HERD

549 High Avenue; Oshkosh, WI 54901
Tel: (920) 233-4374; Fax: (920) 744-0238

Arena: Menominee Nation Arena
Media Relations Contact: Eric Kohlbeck (ekohlbeck@bucks.com)
NBA Affiliation: Milwaukee



2021-22 NBA G LEAGUE STANDINGS/AWARD WINNERS

FINAL REGULAR SEASON STANDINGS

EASTERN CONFERENCE	W	L	PCT	GB	HOME	ROAD
Raptors 905	24	8	.750	--	13-3	11-5
Delaware Blue Coats	22	10	.688	2	12-4	10-6
Motor City Cruise	22	10	.688	2	11-3	11-7
Capital City Go-Go	21	10	.677	2.5	11-5	10-5
College Park Skyhawks	20	13	.606	4.5	10-6	10-7
Long Island Nets	18	15	.545	6.5	11-5	7-10
Grand Rapids Gold	17	15	.531	7	9-9	8-6
Westchester Knicks	17	15	.531	7	12-5	5-10
Fort Wayne Mad Ants	17	17	.500	8	9-7	8-10
Maine Celtics	16	16	.500	8	11-5	5-11
Windy City Bulls	15	19	.441	10	11-6	4-13
Lakeland Magic	11	21	.344	13	7-8	4-13
Greensboro Swarm	9	24	.273	15.5	6-10	3-14
Wisconsin Herd	8	24	.250	16	5-12	3-12
Cleveland Charge	6	26	.188	18	5-12	1-14

WESTERN CONFERENCE	W	L	PCT	GB	HOME	ROAD
Rio Grande Valley Vipers	24	10	.706	--	12-6	12-4
Agua Caliente Clippers	22	11	.667	1.5	10-8	12-3
South Bay Lakers	21	11	.656	2	9-7	12-4
Birmingham Squadron	18	14	.563	5	12-6	6-8
Texas Legends	19	15	.559	5	9-9	10-6
IOWA WOLVES	15	17	.469	8	7-7	8-10
Santa Cruz Warriors	15	17	.469	8	8-8	7-9
Stockton Kings	15	18	.455	8.5	10-8	5-10
Memphis Hustle	15	19	.441	9	5-11	10-8
Oklahoma City Blue	15	20	.429	9.5	8-9	7-11
Austin Spurs	13	19	.406	10	7-7	6-12
Sioux Falls Skyforce	14	21	.400	10.5	7-10	7-11
Salt Lake City Stars	9	23	.281	14	6-9	3-14

- KIA MOST VALUABLE PLAYER**Trevelin Queen, Rio Grande Valley Vipers
- DENNIS JOHNSON COACH OF THE YEAR** Mahmoud Abdelfattah, Rio Grande Valley Vipers
- KIA ROOKIE OF THE YEAR**Mac McClung, South Bay Lakers
- KIA DEFENSIVE PLAYER OF THE YEAR** Shaquille Harrison, Delaware Blue Coats
- KIA MOST IMPROVED PLAYER** Craig Randall II, Long Island Nets
- EXECUTIVE OF THE YEAR** Travis Stockbridge, Rio Grande Valley Vipers
- JASON COLLIER KIA SPORTSMANSHIP AWARD**Andre Ingram, South Bay Lakers

2021-22 ALL-NBA G LEAGUE TEAMS

FIRST TEAM	SECOND TEAM	THIRD TEAM
Justin Anderson, Fort Wayne	Cat Barber, College Park	Luka Garza, Motor City
Mason Jones, South Bay	Charles Bassey, Delaware	Jared Harper, Birmingham
Justin Tillman, College Park	Braxton Key, Delaware	Justin Jackson, Texas
Trevelin Queen, Rio Grande Valley	Saben Lee, Motor City	Carlik Jones, Texas
Moses Wright, Texas	Reggie Perry, Raptors	Anthony Lamb, Rio Grande Valley

2021-22 G LEAGUE ALL-DEFENSIVE TEAM

- Charles Bassey, Delaware
- Braxton Key, Delaware
- Tacko Fall, Cleveland
- Shaquille Harrison, Delaware
- Trevelin Queen, Rio Grande Valley

2021-22 G LEAGUE ALL-ROOKIE TEAM

- Charles Bassey, Delaware
- Luka Garza, Motor City
- Carlik Jones, Texas
- Mac McClung, South Bay
- Micah Potter, Sioux Falls



2021-22 G LEAGUE LEADERS

SCORING AVERAGE

	G	FG	FT	PTS	AVG
Carsen Edwards, SLC	31	308	72	830	26.8
Craig Randall, LIN	27	262	39	720	26.7
Mason Jones, SBL	28	250	93	713	25.5
Chris Clemons, MNE	26	210	59	620	23.8
Justin Tillman, CPS	28	281	57	657	23.5
Cat Barber, CPS	28	238	70	644	23.0
Justin Jackson, TEX	28	204	68	621	22.2
Gabe York, FWN	34	263	65	740	21.8
Mac McClung, WCB-SBL	27	210	69	584	21.6
Jared Harper, BIR	23	160	66	488	21.2

REBOUNDS PER GAME

	G	OFF	DEF	TOT	AVG
Petr Cornelie, GRG	25	62	259	321	12.8
Justin Tillman, CPS	28	143	181	324	11.6
Devontae Cacok, AUS	23	69	194	263	11.4
Shevon Thompson, ACC	26	127	165	292	11.2
Kai Jones, GBO	24	68	195	263	11.0
Cheick Diallo, MCC	32	93	255	348	10.9
Zylan Cheatham, SLC-BIR	23	45	202	247	10.7
Tacko Fall, CLC	26	106	170	276	10.6
Jaime Echenique, CAP	28	112	175	287	10.3
Yoeli Childs, SLC	23	84	151	235	10.2

FREE THROW PCT.

	FT	FTA	PCT
Jordan Schakel, CAP	49	53	92.5%
Joe Chealey, GBO	71	77	92.2%
Darius Adams, BIR-FWN	64	70	91.4%
Myles Powell, DEL	52	57	91.2%
Joe Young, BIR	50	56	89.3%
Cassius Winston, CAP	48	54	88.9%
Quinnndary Weatherspoon, SCW	55	62	88.7%
Justin Anderson, FWN	77	87	88.5%
Mac McClung, WCB-SBL	69	78	88.5%
Justin Jackson, TEX	69	77	88.3%

FIELD GOAL PCT.

	FG	FGA	PCT
Tacko Fall, CLC	165	216	76.4%
Shevon Thompson, ACC	141	205	68.8%
Tyler Cook, WCB	128	190	67.4%
Emanuel Terry, STO	181	270	67.0%
Zach Hankins, BIR	183	274	66.8%
Cheick Diallo, MCC	195	293	66.6%
Charles Bassey, DEL	133	205	64.9%
Jeremiah Tilmon, LAK	130	202	64.4%
Jay Huff, SBL	184	287	64.1%
Yoeli Childs, SLC	156	249	62.7%

3-PT FIELD GOAL PCT.

	3FG	3GA	PCT
Jodie Meeks, RAP	32	66	48.5%
Lindy Waters, OKL	42	87	48.3%
Devin Cannady, LAK	59	126	46.8%
Micah Potter, SXF	49	111	44.1%
Quinn Cook, STO	33	75	44.0%
Jalen Crutcher, GBO	99	227	43.6%
Jeff Dowtin, WIS-LAK	38	88	43.2%
Tyrone Wallace, LIN	47	109	43.1%
Nik Stauskas, GRG-MNE	56	130	43.1%
Marcus Georges-Hunt, CPS	55	129	42.6%

MINUTES PER GAME

	G	MIN	AVG
Craig Randall, LIN	27	1102	40.8
Gabe York, FWN	34	1292	38.0
Nate Hinton, FWN	33	1241	37.6
Mason Jones, SBL	28	1043	37.2
Javonte Smart, WIS-SXF	25	920	36.8
Ahmad Caver, MHU	29	1063	36.7
Justin Jackson, TEX	28	1016	36.3
Jared Wilson-Frame, SLC	32	1158	36.2
Mac McClung, WCB-SBL	27	976	36.2
Cat Barber, CPS	28	1012	36.1

STEALS PER GAME

	G	STL	AVG
Trevelin Queen, RGV	19	60	3.2
Gabe York, FWN	34	83	2.4
Darius Adams, BIR-FWN	27	61	2.3
Nate Hinton, FWN	33	70	2.1
Shaquille Harrison, DEL	27	56	2.1
Devon Dotson, WCB	25	50	2.0
Braxton Key, DEL	24	48	2.0
Ashton Hagans, RAP	27	50	1.9
Jordan Goodwin, CAP	31	57	1.8
Ahmad Caver, MHU	29	53	1.8

BLOCKS PER GAME

	G	BLK	AVG
TACKO FALL, CLC	26	71	2.7
JAY HUFF, SBL	28	68	2.4
EJ ONU, TEX-MHU	26	56	2.2
SELOM MAWUGBE, SCW	23	47	2.0
KAI JONES, GBO	24	49	2.0
MOSES WRIGHT, ACC-TEX	29	53	1.8
ARIC HOLMAN, AUS	31	52	1.7
BRAXTON KEY, DEL	24	39	1.6
JON TESKE, LAK	29	46	1.6
SCOTTIE LEWIS, GBO	32	47	1.5

ASSISTS PER GAME

	G	AST	AVG
Derrick Walton, MCC	25	236	9.4
Ahmad Caver, MHU	29	241	8.3
Carlík Jones, TEX	33	270	8.2
Cat Barber, CPS	28	227	8.1
Mac McClung, WCB-SBL	27	206	7.6
Jared Harper, BIR	23	173	7.5
Kendall Smith, SCW	25	188	7.5
Devon Dotson, WCB	25	177	7.1
Zavier Simpson, OKL	35	237	6.8
Ashton Hagans, RAP	27	181	6.7



NBA CARES

NBA Cares is the league's global social responsibility program that builds on the NBA's mission of addressing important social issues. NBA Cares programs and participants have provided more than **6.2 million hours** of hands-on service and created more than **2,042 places** where kids and families can live, learn or play in communities around the world. Internationally, NBA Cares has created more than **375 places** where kids and families can live, learn or play in 40 countries and territories. NBA Cares works with nationally and internationally recognized youth-serving programs that support education, youth and family development, and health-related causes, including: Boys & Girls Clubs of America, Vera Institute of Justice, Thurgood Marshall College Fund, UNICEF, Special Olympics, The Jed Foundation, Share Our Strength and GLSEN.



SOCIAL RESPONSIBILITY



PACK GIVES BACK

PACK GIVES BACK

Pack Gives Back, a community campaign that unites the power of our four franchises, the Fastbreak Foundation, and corporate partners under a singular focus, continues to support community partners that drive great outcomes in the areas of Education, Inclusion and Wellness. The organization believes that these are foundational needs that make Minnesota a great community to live, work and play. The campaign, now in its third year, has a “Drive to Five” goal of accomplishing the following within five years:

1. \$5 million dollars distributed via monetary & in-kind donations
2. 500,000 Minnesota youth & families impacted
3. 15,000 Volunteer Hours
4. 2,500 Non-profits served
5. 500 Player Appearances

FOUNDATION

As part of the Pack Gives Back campaign, the Fastbreak Foundation has also undergone significant changes. The Fastbreak Foundation now serves as the official charity for the Minnesota Timberwolves, Minnesota Lynx, Iowa Wolves and T-Wolves Gaming. A revamped grant program supports the nonprofit community with multi-year grants that focus on the areas of Education, Inclusion and Wellness.

DIVERSITY, EQUITY & INCLUSION INIATIVITES

MINNEAPOLIS FOUNDATION: The organization entered a multi-year partnership with The Minneapolis Foundation to address systemic inequities. The partnership includes civic leadership duties with Lynx Head Coach and General Manager Cheryl Reeve to serve as an advisor for the Fund for Safe Communities, a fund that will champion the prevention of further violence, address systemic inequities, reform the criminal justice system and heal communities affected by this tragedy.

RISE: The Timberwolves announced a partnership with RISE to unite and create programming to eliminate racial discrimination, champion social justice and improve race relations which includes internal perception surveys & workshops along with external programming such as Building Bridges Through Basketball and Champions of Change. RISE also facilitated RISE to Vote workshops for Timberwolves players and staff to share education on the history of voting, why voting matters and empowered attendees to use their platforms to amplify that message.

NBA FOUNDATION: Created in August 2020 to reduce the persistent racial wealth gap, the NBA Foundation is the league’s first-ever charitable foundation dedicated to driving economic opportunity for Black youth. The NBA Foundation collaborates with all 30 teams, their affiliated charitable organizations, and the NBPA to support national and local organizations. Over the next 10 years, the 30 NBA team governors will collectively contribute \$30 million annually in funding and will work strategically to develop additional funding sources. To date, two Minnesota-based organizations were awarded grants from the NBA Foundation – The Sanneh Foundation and Summit Academy OIC.

PACK THE VOTE: The Timberwolves and Lynx launched the Pack the Vote initiative in 2020 to provide the Twin Cities and communities across the country nonpartisan voter education, voter resources and assist with digital and in-person voter registration options for the 2020 United States Presidential election. Through this initiative, the organization partnered with three local non-profits to go into various under-resourced communities in the Twin Cities and help residents become registered to vote and complete the 2020 United States Census while following COVID-19 guidelines. In addition, the Timberwolves and Lynx offered an online portal and text service that allowed all eligible residents throughout the country to become registered to vote. The Timberwolves and Lynx continued their efforts in 2021 sharing voter registration and education information for the 2021 municipal elections.

EDUCATION

We are committed to promoting the value of education, investing in youth educational programs, and supporting the dedicated work of non-profits and schools across the state of MN.

READ TO ACHIEVE: The Minnesota Timberwolves are committed to helping young people develop a life-long love of reading. For six weeks during the Fall, elementary students are challenged to read at least 500 minutes. All students who complete the program receive a Timberwolves Prize Pack and the top reader from each grade will be honored with a Read to Achieve trophy. Last season, over 26,000 students registered to compete in this challenge!

EDUCATION STATION: The Fastbreak Foundation is proud to foster the love of reading with Minnesota youth through a traveling library. The Education Station offers students an incentive to read by giving them a chance to pick out their very own book, allowing them to read at school and at home. Students also receive fun prizes and meet Timberwolves mascot Crunch or Lynx mascot Prowl.



PROGRAMS

INCLUSION

Inclusion is an organizational priority both on and off the court. Our Pack Gives Back initiatives lead with inclusion programs that strengthen and unite our community.

BLACK HISTORY MONTH: In honor of Black History Month, the Minnesota Timberwolves will celebrate black history and culture through events, that will unite staff, players and communities to support the national dialogue on race and equality.

WELLNESS

Our Wellness initiatives promote healthy and thriving communities in Minnesota. We are committed to raise awareness and support the physical, mental and social well-being of our community.

OUR COURTS. OUR FUTURE.: Over the past four summers the Timberwolves have worked alongside U.S Bank to renovate 11 outdoor courts and 2 indoor courts across the state of Minnesota. In 2021, the Timberwolves and Lynx renovated two indoor courts in Minneapolis with current Foundation grantee, Boys & Girls Club of the Twin Cities – the court at Southside Boys & Girls Club and the court at Jerry Gamble Boys & Girls Club.

JR. WOLVES DREAM TEAM: Each season the Timberwolves will sign new honorary members to their roster to create a junior team of young men from current Foundation grantee, Big Brothers Big Sisters Twin Cities. Each Jr. Pack member will have the opportunity to participate in events throughout the season including Holiday Shopping, a surprise shopping spree for the youth at Target.

NBA CARES

NBA Cares is the league’s global social responsibility program that builds on the NBA’s mission of addressing important social issues. NBA Cares programs and participants have provided more than **6.2 million hours** of hands-on service and created more than **2,042 places** where kids and families can live, learn or play in communities around the world. Internationally, NBA Cares has created more than **375 places** where kids and families can live, learn or play in 40 countries and territories. NBA Cares works with nationally and internationally recognized youth-serving programs that support education, youth and family development, and health-related causes, including: Boys & Girls Clubs of America, Vera Institute of Justice, Thurgood Marshall College Fund, UNICEF, Special Olympics, The Jed Foundation, Share Our Strength and GLSEN.

For more information on the community programs, please visit timberwolves.com/community.

