

TABLE OF CONTENTS



Denver Nuggets

Table of Contents

Cover	01	FRANCHISE HISTORY	180
Ball Arena	04	Franchise History divider	180
STAFF	05	Franchise History	181
Staff Divider	05	DENVER IN THE ABA	292
Nuggets Executives	06	Denver in the ABA divider	292
Head Coach	08	Denver in the ABA	293
Coaching Staff	09	RECORDS	307
Performance Staff	11	Records Book divider	307
Scouting/Player Development	13	Individual Regular Season Records	308
Basketball Staff	14	Team Regular Season Records	312
PLAYERS	16	Opponents Regular Season Records and All-Time Lows	317
Player Divider	16	Nuggets Career Records	318
Training Camp Roster	17	Ball Arena Records	326
Christian Braun	18	PLAYOFF RECORDS	327
Bruce Brown	19	Playoff Records divider	327
Kentavious Caldwell-Pope	21	Playoff Records	328
Vlatko Cancar	23	THE NBA	332
Collin Gillespie	25	The NBA divider	332
Aaron Gordon	26	Atlanta Hawks	333
Jeff Green	28	Boston Celtics	334
Bones Hyland	30	Brooklyn Nets	336
Nikola Jokic	32	Charlotte Hornets	338
DeAndre Jordan	35	Chicago Bulls	340
Jamal Murray	38	Cleveland Cavaliers	342
Zeke Nnaji	40	Dallas Mavericks	344
Michael Porter Jr.	42	Detroit Pistons	346
Chasson Randle	44	Golden State Warriors	348
Davon Reed	45	Houston Rockets	350
Ish Smith	46	Indiana Pacers	352
Peyton Watson	49	Los Angeles Clippers	354
Jack White	50	Los Angeles Lakers	356
MEDIA INFORMATION	51	Memphis Grizzlies	358
Media Info Divider	51	Miami Heat	360
Logo History & Media Information	52	Milwaukee Bucks	362
Altitude Information	53	Minnesota Timberwolves	364
Broadcasting	54	New Orleans Pelicans	366
2022-23 Key Dates	57	New York Knicks	368
2022-23 NBA Officiating Staff	58	Oklahoma City Thunder	369
NBA Divisions	59	Orlando Magic	371
Medical Glossary	60	Philadelphia 76ers	373
SEASON IN REVIEW	62	Phoenix Suns	375
Season in Review divider	62	Portland Trailblazers	377
2021-22 Denver Nuggets Roster	63	Sacramento Kings	379
2021-22 Player/Team Highs and Lows	64	San Antonio Spurs	381
2021-22 Game-By-Games	65	Toronto Raptors	383
2021-22 Denver Nuggets Final Stats	66	Utah Jazz	385
2021-22 Regular Season Averages	67	Washington Wizards	387
2021-22 Single Game Highs	68	2021-22 Final NBA Standings	389
2021-22 Final Stats Home/Road	69	2021-22 NBA Individual Leaders	390
2021-22 Final Stats	69	G-League/NBA Info	391
2021-22 Final Stats Record vs. NBA	70	COMMUNITY AND GENERAL INFORMATION	395
2021-22 Individual Season Highs	71	Community and General Information divider	395
2021-22 Individual Single Game Highs	72	Giving Back To The Community	396
2021-22 Miscellaneous Stats	73	In-game Presentation	398
SEASON BY SEASON	75	Seating & Parking Maps	401
Season by season divider	75	2022-23 Season Schedule	402
Season by Season	76		



E. STANLEY KROENKE
OWNER/CHAIRMAN



JOSH KROENKE
VICE CHAIRMAN



MATT HUTCHINGS
EXECUTIVE VICE PRESIDENT &
CHIEF OPERATING OFFICER



BRUCE GLAZER
EXECUTIVE VICE PRESIDENT &
CHIEF FINANCIAL OFFICER



TOMAGO COLLINS
EXECUTIVE VICE PRESIDENT



KEIRSTIN BECK
EXECUTIVE VICE PRESIDENT,
GENERAL COUNSEL




DECLAN J. BOLGER
SENIOR VICE PRESIDENT AND
CHIEF MARKETING OFFICER



MICHAEL CEILLEY
SENIOR VICE PRESIDENT AND
GENERAL MANAGER OF PARTNERSHIP
MARKETING AND MEDIA SALES



SEAN REAM
SENIOR VICE PRESIDENT OF
TEAM TICKET SALES



MATT BELL
SENIOR VICE PRESIDENT OF
VENUE OPERATIONS



MICHELE STURGELL
SENIOR VICE PRESIDENT OF HUMAN
RESOURCES & EMPLOYMENT COUNSEL



DEB DOWLING-CANINO
VICE PRESIDENT, COMMUNITY RELATIONS
EXECUTIVE DIRECTOR,
KROENKE SPORTS CHARITIES





OPENED

October 1, 1999

LOCATION

Denver's Central Platte Valley, bordered by Auraria Parkway, Speer Boulevard and adjacent to Elitch Gardens.

LAND

Total of 52 acres. Arena site 45 acres, footprint 4.6 acres, gross square feet 675,000. Building dimensions: 132 feet floor to ceiling, equivalent to a 10-story building; Mezzanine level elevation 15 feet; main concourse level elevation 28 feet; club level elevation 45 feet; upper concourse level elevation 58 feet.

SCOREBOARD

The 60,000-pound, center-hung, state-of-the-art scoreboard contains four large screens — two face the center seating areas, measuring approximately 27' high by 48' long, and two face each end of the seating bowl, measuring approximately 21' high by 25' wide. The display boards contain over 8.5 million pixels in total. Fans seated along the center areas will face a 1080p full HD screen that stretches from 3-point line to 3-point line for basketball, and spans both blue lines for hockey. The scoreboard is one of the largest HD video boards in the NBA.

PARKING

6,400 surface spaces on site — 4,000 regular, 200 handicapped, 2,200 shared with Elitch Gardens.

THEATRE BOXES

Theatre Boxes at Ball Arena deliver an exciting, new fan experience to ensure event day is unmatched. With first class amenities such as VIP Parking, gourmet catering and access to the exclusive Club Level, our Theatre Boxes are sure to make any event enjoyable.

SUITES

95 luxury suites located on two levels; can accommodate 12-16 people each. Suites at Ball Arena are available to lease or to rent on a per event basis. For information on Suite options please contact the Premium Sales and Service department at 303-405-6161 or via the website at BallArena.com and click on Suites.

SEATING

19,520 seats for basketball, 17,809 for hockey; for concerts, 17,600 with end stage, 20,100 with center stage.

MEDIA FACILITIES

Media lounge, equipment room, kitchen, darkroom, workroom, copy room, three TV booths, three radio booths, three auxiliary booths, 80 hockey print media stations, direct elevator access to press box.

PRODUCTION FACILITIES

Studio, audio booth/control room, two video offices, two editing suites, arena control room, makeup room.

NUGGETS LOCKER ROOM

Spacious and recently renovated. Includes a medical and therapy center, a training room, a SwimEx therapy pool, hot and cold tubs, a player lounge, laundry facilities, a video editing room and a coaches conference room. Above the locker room is a regulation NBA practice court and adjacent to the court is a state-of-the-art, full-size weight room.

CLUB LEXUS

Available to season ticket holders, Kroenke Sports & Entertainment offers a state-of-the-art, all-inclusive addition to Ball Arena. Club Lexus is a premier space, with unmatched viewing opportunity and luxurious experience.





Calvin Booth General Manager

Calvin Booth enters his third season as General Manager with the Denver Nuggets and his first as the lead decision maker. Booth joined the Nuggets in 2017 as Assistant General Manager after spending four seasons with the Minnesota Timberwolves as Director of Player Personnel and most recently as their Director of Pro Personnel.

In his time in Denver, Booth has helped orchestrate the Nuggets ascension towards the top of the Western Conference. He works closely with KSE Vice Chairman Josh Kroenke on all aspects of team and organizational matters as they aim to keep the Nuggets among the NBA elite.

Booth enjoyed a 10-year NBA playing career (1999-2009) with the Washington Wizards, Dallas Mavericks, Seattle Sonics, Milwaukee Bucks, Philadelphia 76ers, Minnesota Timberwolves and Sacramento Kings.

In 366 career games, 83 starts, the 6-11 forward/center averaged 3.3 points, 2.8 rebounds and 0.9 blocks per game. Booth appeared in seven games for Sacramento in the 2008-09 season before retiring in the summer of 2009. After his playing career, he served as a scout, both pro and collegiate, with the New Orleans Hornets in 2012-13.

Booth, a native of Reynoldsburg, Ohio, played college basketball at Penn State from 1995-99 and was Big Ten Defensive Player of the Year as a junior and All-Big Ten Second Team as a senior.

Booth and his wife, Keisha, and their daughters, Carter (19) and Camble (12), and sons, Carey (17) and Clarke (9) reside in Denver.



Tommy Balcetis Assistant General Manager

Tommy Balcetis enters his third season as assistant general manager after serving as the Vice President of Basketball Strategy and Analytics. This will be Balcetis' 10th season with the Denver Nuggets, previously holding the title of Director of Basketball Strategy & Analytics for three seasons. He also served as the Manager of Basketball Analytics from 2013 to 2016.

Balcetis works closely with General Manager Calvin Booth on day-to-day operations related to player contracts, scouting, salary cap, player movement, and other player personnel matters. Balcetis also oversees the team's analytics projects and strategic initiatives.

Balcetis graduated from Harvard University in 2010 with a degree in Economics and Psychology. His background includes working for the NBA League offices in London, England in the international media department from 2012 to 2013 and served as a business consultant at Fidelity Investments from 2010 to 2012.

Balcetis, a native of Vilnius, Lithuania, played basketball at the Sarunas Marculionis Basketball Academy before attending school in the United States. He resides in Denver with his wife Rasa and two sons.



Ben Tenzer Vice President of Basketball Operations

Ben Tenzer enters his second season as the Denver Nuggets Vice President of Basketball Operations, having previously served as the team's Director of Basketball Operations. He is in his 14th season in the organization, working closely with President Josh Kroenke and General Manager Calvin Booth on all aspects of the Basketball Operations department.

His focus is on day-to-day management, salary cap strategy, legal, visas and other immigration matters, insurance and player personnel. Additionally, Ben spearheaded the process of securing Nuggets G-League affiliate, the Grand Rapids Gold, and helps oversee that organization.

Tenzer is a Los Angeles native and member of the California Bar. He graduated from University of Colorado, Boulder, and Southwestern Law School. He rejoined the Nuggets organization in 2013, after employment in various capacities in the front office from 2005-2009.

His background also includes working at MTV Networks (2002-2004), the NBA Vegas Summer League (2005-2012), Adidas Nations (2010-2012), and Wasserman Media Group (2010). He was also a member of the NBA's global outreach program, Basketball Without Borders-Africa, in 2007 and 2008.

He and his family reside in Denver.





Lisa Johnson Vice President of Basketball Administration

Lisa Johnson enters her 42nd season with the Denver Nuggets, where she has spent her entire professional career.

Upon graduation from the University of Denver, Johnson worked her way up through the organization beginning in season ticket sales, receptionist/front office assistant, community relations, media relations and basketball operations before entering her current role as Vice President of Basketball Administration nine seasons ago.

Her job duties include working closely with the various departments throughout KSE with the day-to-day business operations of the organization. Johnson also oversees the team travel, player appearance program, NBA game scheduling, basketball staff ticketing, arena security, and special Nuggets related events.

Lisa has strong roots to Denver and Colorado, she grew up in Littleton where she now resides with her husband Jim. Together they enjoy traveling, Native American art and culture, gardening, horseback riding, music and supporting the local sports teams as well as the theatre and the arts. They also make sure to find time amidst the hectic NBA life for good friends, good food and good wine.



Jim Cliibanoff Vice President of Player Personnel

Jim Cliibanoff enters his first season as Vice President of Player Personnel after spending the 2021-22 season as the Vice President of Scouting. This will be Cliibanoff's 10th season with the Denver Nuggets front office, previously holding the title as the Director of Scouting for eight seasons.

Prior to joining the Nuggets, Cliibanoff created and was president his own scouting service called "ClibHoops" to which NBA and international clubs subscribed. Over the 10 years the service ran, Cliibanoff appeared as a consultant to various media outlets, providing insights on the NBA Draft and pro prospects from around the world.

Cliibanoff, a native of Philadelphia, graduated from Tufts University in 1989 and got his start as Director of Player Personnel for the USBL's Philadelphia Spirit in 1991. Over the subsequent years, he earned his juris doctor from Temple University's Beasley School of Law while continuing his basketball career. Following his time with the Spirit, he continued to evaluate professional players from all over the globe and helped several secure employment in various leagues around the world before starting his personal scouting service.

Cliibanoff resides in the Philly suburbs with his wife Felice and his two daughters Elle and Remie.



Scott Howard Director of Player Personnel/GM, Grand Rapids Gold

Scott Howard is entering his eighth season with the Denver Nuggets front office and his second as Director of Player Personnel. He was originally hired as Director of College Scouting prior to the 2015-16 season. In addition to his role with the Nuggets, Howard also serves as the General Manager for the Grand Rapids Gold.

Prior to joining the Nuggets, Howard spent eight seasons with the Charlotte organization as their Director of Scouting. He spent the previous season as a scout with the Milwaukee Bucks, and spent two years before that with the Toronto Raptors as Director of International Player Personnel, where he was responsible for all aspects of player personnel outside of North America and coordinated player workouts ahead of the NBA Draft. He also served as a scout for the Washington Wizards from 2000-04.

Howard also spent 17 years as a collegiate coach, including seven seasons at the University of Miami, three seasons at the University of Nebraska, and one season each at Southern Illinois, Drake and Southern California.

Howard received his bachelor's degree in physical education in 1983 from Iowa State University, where he was a two-year letterman for the basketball team. He earned his master's degree in educational administration from the University of Iowa in 1985 while serving as a volunteer assistant and graduate assistant coach.



Drew Nicholas Director of Scouting

Drew Nicholas enters his first year with the Nuggets as the Director of Scouting after previously serving as a scout for the Boston Celtics during the 2021-22 season.

Prior to his time in Denver, Nicholas spent two seasons with the Philadelphia 76ers (2019-21) and three seasons with the Minnesota Timberwolves (2016-19) as a scout. Drew has also served as a basketball analyst and commentator with Total College Sports.

Nicholas played professionally overseas for nine seasons, where he was a two-time EuroLeague Champion (2009, 2011) and was the Italian League top scorer in 2005. The Hempstead, New York native also had a successful collegiate career with the University of Maryland, where he won the 2002 NCAA National Championship.

Drew currently resides in Parkland, FL with his wife Alexsius, son Jaxon (20), and daughters Madison (4) and Raegan (2)





Michael Malone Head Coach

Michael Malone enters his eighth season as head coach of the Denver Nuggets. He was named the 16th head coach in Denver's NBA franchise history on June 15, 2015 and currently ranks third all-time amongst Nuggets head coaches with 266 wins.

Last season saw Coach Malone lead the Nuggets to a 47-25 record in a 72-game shortened season as they clinched a playoff berth for the third straight year. Denver finished the season tying a franchise record with 22 road wins, securing the third seed in the Western Conference and became the only team in the NBA to have home court advantage in the playoffs in each of the last three seasons.

In the playoffs, despite missing Jamal Murray due to injury, Malone helped lead the Nuggets to a 4-2 first round series victory over the Portland Trail Blazers. It was a historic series win for Denver as they won a playoff series in three straight seasons for the first time in franchise history. It marked the fourth playoff series win in the last three seasons, after winning a total of four in the last 32 years. It was also the first time in Nuggets history they clinched a best of seven series on the road (excluding the bubble).

Since Malone has taken over prior to the 2015-16 season, the Nuggets have seen the postseason on three occasions including a Western Conference Finals appearance in 2020, the first for the franchise since 2009. The Nuggets are also second in the NBA, trailing only the Milwaukee Bucks for the most combined regular season and postseason wins in a three-year span with 167. Malone has totaled 20 postseason wins, sitting fourth all-time in franchise history trailing Doug Moe by four for first.

Malone has 305 victories as an NBA head coach and possesses over 24 years of coaching experience, 20 coming in the NBA with six different teams – New York, Cleveland, New Orleans, Golden State, Sacramento and Denver. The teams that Malone has been a member of the coaching staff have amassed 12 playoff appearances, including one NBA Finals showing and three conference finals appearances. Malone and his staff also were selected to coach Team LeBron at the 2019 NBA All-Star game in Charlotte, NC, defeating Team Giannis 178-164.

Before joining the Nuggets, Malone served as the head coach of the Sacramento Kings for two seasons. Before his time with the Kings, Malone was the lead assistant for the Golden State Warriors under Mark Jackson from 2011-13 where they clinched a postseason berth in 2013, their first since 2007.

Prior to Golden State, Malone worked as the lead assistant to Monty Williams in New Orleans and helped the Hornets achieve a 46-36 record and a trip to the 2011 NBA Playoffs. The Hornets were the most improved defensive team in the NBA in 2011, allowing a league-best 8.7 fewer points per game than in the previous campaign (94.0 ppg, after giving up 102.7 ppg in 2009-10).

Malone also served as an assistant coach under Mike Brown for the Cleveland Cavaliers for five seasons, during which the Cavs posted a 272-138 (.663) record, the third-best mark in the NBA over that span. The Cavaliers made five consecutive playoff appearances during Malone's time on the bench, reaching the NBA Finals in 2007 and the Eastern Conference Finals in 2009. In 2008-09, the Cavs notched a franchise record and NBA-best 66 wins, with Malone and the rest of the team's staff earning the right to coach the Eastern Conference All-Star squad. In 2009-10, the Cavaliers again captured the league's best regular season record with 61 wins.

Malone's NBA coaching career began with a four-season stint with the New York Knicks, where he originally joined Jeff Van Gundy's staff as a coaching associate in the summer of 2001, and was promoted to assistant coach in May 2003.

Before joining the NBA, Malone coached seven years in the college ranks, with his last stop coming at Manhattan College where he was the lead assistant. During the 1998-99 season Malone worked at the University of Virginia as its director of men's basketball administration. Malone also spent three seasons (1995-96 – 1997-98) at Providence College under New York Basketball Hall of Fame coach Pete Gillen after beginning his coaching career working for Greg Kampe at Oakland University in Michigan.


Malone is a three-time participant in the NBA's "Basketball Without Borders" program, having coached at the league's global outreach camps in Africa (2017), Puerto Rico (2006) and Argentina (2005). In 2017 Malone traveled to Johannesburg, South Africa where he spent a week coaching at the BWB camps and then served as an assistant coach for Team Africa, for the NBA Africa Game 2017.

Malone also served as an assistant coach for the Canadian Men's Senior National Team for three years. He helped guide the Canadian team to a top-four finish in the 2009 FIBA Americas Championship in Puerto Rico, qualifying Canada for the 2010 World Championships.

A native of Queens, New York, Malone played college basketball at Loyola College in Maryland, where he graduated with a BA degree in 1994. He is a graduate of New Jersey's Seton Hall Prep where he played two years under Bob Farrell. Malone also played a season under Tom Blackburn at Worcester Academy (Mass.).

Michael is the son of longtime NBA coach Brendan Malone, who has coached over 28 years in the league. He and his wife, Jocelyn, have two daughters, Caitlin and Bridget.





David Adelman Assistant Coach

David Adelman begins his sixth season as assistant coach with the Denver Nuggets.

Adelman served as an assistant coach during the 2016-17 season with the Orlando Magic before starting his tenure in Denver. He also spent the previous five seasons (2011-16) with Minnesota, including the final three as an assistant coach. His NBA career began in 2011 as a player development coach. He also served as head coach for the Timberwolves summer league team for three seasons. Prior to joining the Timberwolves, Adelman spent five seasons as head basketball coach at Lincoln High School in Portland, Oregon.

Adelman went 83-53 (.610) during his five seasons at Lincoln, leading the Cardinals to three Portland Interscholastic district championships (2006-07, 2009-10, 2010-11). He also guided Lincoln to the Oregon Class 6A state championship final in 2009. Adelman was named PIL Coach of the Year three times.

Prior to coaching at Lincoln, Adelman was an assistant coach at his alma mater, Jesuit High School in Portland, from 2001-06, helping the team win the state championship in 2005. He also helped Jesuit capture a state title as a player in 1999.

Adelman has participated in the NBA's Basketball Without Borders program, serving as a coach in Russia, China and Africa. He has also served as head coach at numerous clinics and camps, including Adidas Nations and the Pan Pacific Games. Adelman attended the University of Portland before joining the Jesuit staff.

Adelman is the son of Rick Adelman, who served as an NBA head coach for 23 seasons. He has a degree in history from Southern New Hampshire University. Adelman and his wife, Jenny, have one son, Leonard Joseph (L.J.), and one daughter, Lennan Marie.



Ryan Saunders Assistant Coach

Ryan Saunders enters his first season with the Nuggets coaching staff after previously serving as the Head Coach of the Minnesota Timberwolves from 2019-2021.

Before joining Minnesota's staff, Saunders spent five seasons as an assistant coach with the Washington Wizards, where he played a key role in the development of All-Stars John Wall and Bradley Beal, among others. Saunders was also heavily involved in game preparation for upcoming opponents, creating extensive scouting reports and statistical analysis.

A University of Minnesota graduate, Saunders worked on Tubby Smith's staff at his alma mater after playing four seasons with the Golden Gophers where he was a two-time captain, four-time scholar athlete award winner and a 2006 Big Ten All-Academic selection. He earned his bachelor's degree in sport management.

Saunders is the son of Debbie and Flip Saunders, a 17-year NBA coaching veteran and the all-time winningest coach in Minnesota Timberwolves franchise history.



Popeye Jones Assistant Coach

Popeye Jones enters his second season with the Nuggets coaching staff after spending the 2020-21 season as an assistant coach with the Philadelphia 76ers. Prior to Philadelphia, Jones spent seven seasons with the Indiana Pacers as an assistant coach.

Jones had a three-year tenure with the Brooklyn/New Jersey Nets front office, starting in player development before transitioning to an assistant coach role. He began his coaching career with the Dallas Mavericks where he worked in player development.

Jones played collegiately at Murray State, where he is fourth on the Racers' all-time scoring list. In 1992, the school retired his No. 54. A second-round pick in the 1992 NBA Draft, Jones played one season in Italy before joining the Mavericks in 1993. Jones also appeared in 40 games during the 1999-2000 with the Nuggets, averaging 2.6 points and 2.6 rebounds in 8.3 minutes per game.

Jones career spanned 11 seasons, appearing in 535 games (304 starts) for Dallas, Toronto, Boston, Denver, Washington and Golden State. He held career averages of 7.0 points and 7.4 rebounds in 23.5 minutes per game prior to retiring in 2004.

Jones is the proud father of four sons, Justin, Seth, Caleb and Camden. Seth and Caleb play professional hockey and are teammates on the Chicago Blackhawks.





Ryan Bowen Assistant Coach


Ryan Bowen enters his eighth season with the Denver Nuggets coaching staff and his 12th season as an assistant coach in the NBA. Bowen spent two seasons (2011-12 and 2012-13) with Denver before joining Coach Malone's staff in Sacramento and then returned to the Nuggets in 2015. In his role with Denver, he assists in all aspects on the coaching staff, including on-court player development. Bowen also served as the Nuggets Summer League head coach during the 2022 Las Vegas Summer League

A 10-year NBA veteran, he appeared in 507 career games with the Nuggets (1999-2000 – 2003-04), Houston Rockets (2004-05 – 2005-06), New Orleans Hornets (2007-08 and 2008-09) and Oklahoma City Thunder (2009-10). His professional experience includes time playing overseas for Oyak Renault (Turkey) and Ironi Nahariya (Israel). Bowen was selected by the Nuggets in the second round (55th overall) of the 1998 NBA Draft and was recently selected to the Nuggets All-Time Top 50 players voted on by local media.

As a collegian, Bowen enjoyed a four-year career at the University of Iowa, posting 14.4 points, 8.7 rebounds and 2.5 assists per contest during his senior year in 1997-98. He finished his career at Iowa as the school's career field goal percentage leader (.575) and career steals leader (208) and ranks fourth in blocks (124) and eighth in rebounds (804). A two-time All-Big Ten selection, Bowen was inducted into the Iowa Boys Basketball Hall of Fame in 2012.

Following retirement from professional basketball in 2009, Bowen returned to his alma mater as video coordinator for the Hawkeyes, working in that capacity for one season before departing Iowa City for a spot on the Nuggets coaching staff.

A native of Fort Madison, Iowa, Bowen and his wife, Wendy, have a daughter, Isabel, and two sons, Benjamin and Zachary. Ben is currently a sophomore, playing basketball at Denver University.



Charles Klask Assistant Coach

Charles Klask enters his fifth season with the Denver Nuggets after spending the previous four years with the Detroit Pistons coaching staff.

Previously, Klask spent the 2013-14 season as an assistant coach/advance scout with the Brooklyn Nets. He also served as an assistant coach with the Pistons from 2011-13 and worked for the Orlando Magic from 2002-11 as a video coordinator, advance scout and the last three years as the scouting information manager.

Before joining the Magic, Klask got his start in the NBA with the Pistons as a video coordinating intern in the summer of 2001 and then became the video coordinator of the Detroit Shock of the WNBA. The previous two years he worked as a coaching assistant with the Grand Rapids Hoops of the CBA and worked as an assistant coach for the Dodge City Legend of the USBL during the summer of 2000.

A native of Livonia, MI, Klask attended Livonia Stevenson High School and is a graduate of Michigan State University. He and his wife, Brienne, have two children.



John Beckett Assistant Coach

John Beckett enters his ninth season on the Nuggets coaching staff and fourth as an assistant coach after spending the previous four seasons as Director of Player Development.

Prior to coming to Denver, Beckett was an assistant coach with the Delaware 87ers of the NBA Development League where he was responsible for conducting individual pre-game and pre-practice workouts for players, developing player strength-and-conditioning programs and preparing advanced scouting reports on upcoming opponents. He also helped prepare practice plans and provided detailed progress and scouting reports on 87ers

opponents throughout the season.

Before joining the 87ers, Beckett spent nine years with the Atlanta Hawks (2004-13), serving as the team's video coordinator and assisting with player development. In addition to creating video edits as part of the team's game preparation, Beckett led and assisted in workouts and traveled as a college scout.

In addition to his work on the court, Beckett spent 14 years as a freelance production contributor for Turner Sports and NBA TV. He was a member of the Emmy Award-winning "NBA on TNT" studio show.

After being named the 1996-97 Fayette County Player of the Year at Sandy Creek High School, Beckett attended Georgia State University before transferring to Eckerd College in St. Petersburg, Fla., in 1998. Beckett helped the Tritons to the NCAA Division II National Tournament in 2001 and graduated with a degree in Business Management. He later played professionally for the Bergheim Bandits in Germany.





Elvis Valcarcel Assistant Coach


Elvis Valcarcel enters his fifth season with the Nuggets coaching staff and first season as an assistant coach after previously serving the past four seasons as an assistant coach/advance scout.

Prior to his tenure in Denver, Elvis spent three seasons with the New Orleans Pelicans as an assistant coach and special assistant to the head coach. Valcarcel joined the Pelicans after serving as the video coordinator for the Sacramento Kings from 2013-15.

Before joining the Kings, Valcarcel was the video coordinator for the Phoenix Suns from 2009-13 after serving as the assistant video coordinator during the 2008-09 season. While with the Suns, Valcarcel also was an assistant coach for the Suns' NBA Summer League squad in 2010 and 2012 and did advance scouting in 2011 and 2012. Valcarcel was also the video coordinator for the Phoenix Mercury in 2009 as they capture the WNBA championship. Prior to Phoenix, Valcarcel worked two years as an administrative assistant/video coordinator for the men's basketball program at Seton Hall University.

From Union City, N.J., Valcarcel earned a Bachelor of Arts degree in criminal justice and sociology from Rutgers University.





Steve Short Vice President of Sports Medicine

Dr. Short enters his ninth season with the Nuggets and currently serves as the Vice President of Sports Medicine. He joined Denver in the fall of 2014 as the team's Physical Therapist and Assistant Strength and Conditioning Coach. He is responsible for leading the development, collaboration, and integration of multidisciplinary evidence-based services delivered by organization's high-performance unit, which serves the Nuggets athletes and staff.

In 2016, Short served as the lead performance coach for the German National Basketball Team en route to a EuroBasket qualification. Prior to joining the Nuggets, he served in private practice at Back in Motion Physical Therapy in Kingsford, MI.

Short graduated with a Doctor of Physical Therapy degree from the University of Dayton after serving with the Oklahoma City Thunder during the 2013-14 season. While at UD, he conducted research for multiple NBA organizations, presented research nationally and was awarded the UD DPT Student Achievement Award.

From 2005-2010, he earned a dual undergraduate degree in Biology and Exercise Science from Michigan Tech University while quarterbacking the Huskies football team. Short also received a Minor in Psychology, a Certificate in Coaching and became a Certified Strength and Conditioning Specialist during his tenure. He was inducted into the Michigan Tech College of Sciences and Arts Academy in 2018.

Short is a board certified in both Sports and Orthopaedic Physical Therapy through the American Board of Physical Therapy Specialties and is a Fellow of the American Academy of Orthopedic Manual Physical Therapists. He was named as the American Physical Therapy Association's Outstanding Physical Therapist Fellow Award in 2020 and is an Accredited High Performance Manager (ESSA).

He resides in the foothills of the Rocky Mountains with his wife Gretchen, their children Lillian and Noah, and cat Winston.



Dan Shimensky Head Athletic Trainer

Dan Shimensky enters his 16th season with the Denver Nuggets and his ninth as Head Athletic Trainer. In addition to helping keep the Nuggets health top priority, Dan also takes on various duties within the organization that makes the ballclub run fluently; one of which is coordinating the team's travel.

Along with being a certified and licensed (Colorado) Athletic Trainer, Shimensky has obtained his corrective exercise specialization (CES) and performance enhancement specialization (PES) certifications through the National Academy of Sports Medicine (NASM) and his certification in applied functional science (CAFS) from the Gray Institute. Dan is also a Certified Functional Strength Coach (CFSC) through Mike Boyle's strength and conditioning program. Furthermore, he has obtained his certification in dry needling under the guidelines of Dr. Yun-tao Ma's Systemic Dry Needling for Sport Performance, and in the use of the Personalized Tourniquet System for Blood Flow Restriction (BFR) rehabilitation under the Owens Recovery Science program.

Shimensky served as the Assistant Athletic Trainer/Assistant Strength and Conditioning Coach for the previous seven seasons (2007-2014) before moving into his current role. During this time he served as an executive committee member representing the Western Conference Assistant Athletic Trainers during the 2013-2014 NBA season.

A graduate of Central Washington University, Shimensky received his master's degree in exercise science. While at CWU, he was the graduate assistant athletic trainer for football and men's basketball.

Prior to his tenure at Central Washington, Shimensky completed his undergraduate work at the University of Utah, receiving his degree in exercise science with an emphasis in athletic training. He worked on the training staff for football and women's gymnastics.

While at Utah, Shimensky also had the opportunity to be involved in numerous internships with several NBA organizations including the Miami Heat (Summer, 2003), the Nuggets (Fall, 2004) and the Seattle Sonics (Summers of 2004, 05, 06).

In 2009, Shimensky was honored to be selected as Head Athletic Trainer for the USA men's U-19 Men's FIBA World Championships. Held in Auckland, New Zealand, Shimensky helped Team USA capture the gold medal, an accomplishment that had not been achieved since 1991.

In 2011, Shimensky was brought back to USA basketball as Head Athletic Trainer for the men's U-16 national team for the FIBA Americas Championship. Hosted in Cancun, Mexico, Shimensky was able to obtain a second gold medal as team USA finished with a perfect 5-0 record.

In the summer of 2022 Dan was selected as the camp's Athletic Trainer for Basketball Without Borders Asia. This camp was held in Canberra Australia bringing together top young basketball prospects from all over Asia, Oceania and the Pacific by the NBA, FIBA and participating national federations. During this time Dan was joined by other NBA, WNBA and FIBA players and coaches.

Shimensky and his wife Heather have a family that include their two sons, Hudson and Harris, daughter Henley and their dogs named Koko and Lola (R.I.P Suki).

His father, Mike, was a longtime NBA Athletic Trainer.





Felipe Eichenberger Director of Performance/Head Strength and Conditioning Coach

Felipe Eichenberger begins his third season as the Nuggets Director of Performance/Head Strength and Conditioning Coach after spending the previous three seasons as the teams Head Strength and Conditioning Coach. In this role he is responsible for all the team's weight training, conditioning, daily tracking and load management, and nutritional programs.

Eichenberger came to Denver prior to the 2011-12 campaign and served five seasons as the Assistant Strength and Conditioning coach before being named the Associate Head Strength and Conditioning coach for the 2016-17 season. A native of Ribeirão Preto, São Paulo, Brazil, Eichenberger attended Northwestern Oklahoma State University where he was a member of the basketball team all four years and graduated with his degree in health and sports science.

Eichenberger interned for a sports development organization in Las Vegas where he trained current and future NBA players after graduating college. He then came to Denver to work as a personal trainer specializing in athletic strength and conditioning before being hired by the Nuggets.

He is an NSCA Certified Strength and Conditioning Specialist (CSCS*RSCC) and owns a master's degree in Kinesiology. He is also certified as a Corrective Exercise Specialist (CES) through NASM, RPR, EXOS and PPSC certified, and is finishing his Muscle Activation Technique specialist certification.

Eichenberger resides in Denver with his girlfriend Carly, their daughter Gia and sons August and Maxwell.



Jason Miller Associate Head Athletic Trainer

Jason Miller enters his ninth year with the Denver Nuggets and fourth as Associate Head Athletic Trainer. Miller assists in overseeing the treatment and rehabilitation of player injuries, overseeing evaluation and ordering of custom orthotics, and ordering medical supplies.

Miller is a graduate of the University of Iowa with a bachelor's degree in Exercise Science, during which time he worked with the Hawkeyes athletic department and men's basketball team. Miller then received his master's degree in Higher Education from Auburn University at which time he spent two years as a Graduate Assistant Athletic Trainer with Auburn's football program, before transitioning to the Head Athletic Trainer with Auburns Men's Basketball team for four seasons.

Miller then took a job with the University of Connecticut's Men's Basketball program for 4 seasons and was honored to be part of the 2004 NCAA national championship team led by Ben Gordon and Emeka Okafor. Miller then headed west to the University of Washington, where he spent one year with the Huskies' football and baseball teams before jumping back into basketball with the Oklahoma State University Men's Basketball program for eight seasons, before being hired in his current role with the Denver Nuggets. Miller completed his Doctor of Athletic Training degree in August of 2020 from Moravian College.

Miller was also fortunate to be part of USA basketball, where in 2005, he worked with the U21 World Championship team held in Argentina and again in 2009 where he was part of the World University Games, held in Serbia; where the team received the Bronze Medal. In addition to being a Certified Athletic Trainer, Miller holds multiple certifications including: Certified Exercise Specialist (CES), Performance Enhancement Specialist (PES), Certified Strength and Conditioning Coach (CSCS), Selective Functional Movement Assessment (SFMA), Graston Technique, and Active Release.

Miller and his wife Teresa reside in Denver with their two sons Henry and Sawyer.



CLAUS ANTUNES DE SOUZA
ASSISTANT STRENGTH AND CONDITIONING COACH



ERNIE CONTRERAS
APPLIED SPORTS SCIENTIST/ASSISTANT STRENGTH
AND CONDITIONING COACH



JACK FRIESEN
PHYSICAL THERAPIST



ABBEY LATHROP
PERFORMANCE DIETICIAN



GISELLE MONTOYA
MASSAGE THERAPIST





TODD CHECOVICH
DIRECTOR OF COLLEGE SCOUTING



JARED JEFFRIES
COLLEGE SCOUT



JARRETT STEPHENS
COLLEGE SCOUT



DETHIE FALL
DIRECTOR OF PRO SCOUTING



DARRELL ARTHUR
PRO SCOUT/PLAYER DEVELOPMENT COACH




CHAD ISKE
PRO SCOUT



MIKE PENBERTHY
PRO SCOUT/SHOOTING COACH



MARTYNAS POCIUS
STRATEGY AND PLANNING/INTERNATIONAL SCOUT



HERB LIVSEY
LEAD SCOUT



RAFAL JUC
INTERNATIONAL SCOUT



STEPHEN GRAHAM
PLAYER DEVELOPMENT COACH



BONIFACE N'DONG
PLAYER DEVELOPMENT COACH



SEAN NOLAN
PLAYER DEVELOPMENT ASSOCIATE



JOHN GAULT
PLAYER DEVELOPMENT ASSOCIATE



BASKETBALL STAFF



STEVEN BLEVINS
MANAGER, MEDIA RELATIONS



MARCUS FOUNTAIN
TEAM SECURITY



NEEL GANTA
BASKETBALL STRATEGY/ANALYTICS COORDINATOR



SPARKY GONZALES
EQUIPMENT MANAGER



CAM GRIFFIN
ASSISTANT VIDEO COORDINATOR



CONNOR GRIFFIN
HEAD VIDEO COORDINATOR/PLAYER DEVELOPMENT



KEVIN JACKSON
TEAM SECURITY



GENE MARQUEZ
ASSISTANT EQUIPMENT MANAGER



MORGAN MONTGOMERY
BASKETBALL OPERATIONS COORDINATOR/PLAYER PROGRAMS



ANDREW MUNSON
SPECIAL ASSISTANT TO THE HEAD COACH



NICK O'HAYRE
VICE PRESIDENT, MEDIA RELATIONS



BOBBY SIMMONS
TEAM SECURITY



OGNJEN STOJAKOVIC
ASSISTANT COACH



LAYNE VASHRO
SENIOR ANALYST, BASKETBALL ANALYTICS



WAYNE WATTS
DIRECTOR OF PLAYER ENGAGEMENT



SHEMAR WAUGH
PLAYER SERVICES/PLAYER DEVELOPMENT ASSOCIATE



CODY WISE
DIRECTOR, MEDIA RELATIONS



TRAINING CAMP ROSTER



NO.	PLAYER	POS.	HT.	WT.	BIRTHDATE	PRIOR TO NBA/HOME COUNTRY	NBA EXP.
0	Christian Braun	F	6-6	210	04/17/2001	Kansas/USA	R
11	Bruce Brown	G/F	6-4	202	08/15/1996	Miami (FL)/USA	4
5	Kentavious Caldwell-Pope	G	6-5	204	02/18/1993	Georgia/USA	9
31	Vlatko Cancar	F	6-8	236	04/10/1997	KK Mega Bemax (Serbia)/Slovenia	3
21	Collin Gillespie*	G	6-3	190	06/25/1999	Villanova/USA	R
50	Aaron Gordon	F	6-8	235	09/16/1995	Arizona/USA	8
32	Jeff Green	F	6-8	235	08/28/1986	Georgetown/USA	14
3	Bones Hyland	G	6-3	173	09/14/2000	VCU/USA	1
15	Nikola Jokic	C	7-0	284	02/19/1995	KK Mega Vizura/Serbia	7
6	DeAndre Jordan	C	6-11	265	07/21/1988	Texas A&M/USA	14
27	Jamal Murray	G	6-4	215	02/23/1997	Kentucky/Canada	5
22	Zeke Nnaji	F	6-11	240	01/09/2001	Arizona/USA	2
1	Michael Porter Jr.	F	6-10	218	06/29/1998	Missouri/USA	3
7	Chasson Randle	G	6-3	185	02/05/1993	Stanford/USA	4
9	Davon Reed	G	6-5	208	06/11/1995	Miami/USA	3
4	Ish Smith	G	6-0	175	07/05/1988	Wake Forest/USA	12
8	Peyton Watson	F	6-8	200	09/11/2002	UCLA/USA	R
10	Jack White*	F	6-7	222	08/05/1997	Duke/Australia	R

*Player under two-way contract, ^Substitute Player

STAFF

Head Coach: Michael Malone (Loyola-MD)

Assistant Coaches: David Adelman (Portland), Ryan Saunders (Minnesota), Popeye Jones (Murray State), Ryan Bowen (Iowa), Charles Klask (Michigan State), John Beckett (Eckerd College), Ognjen Stojakovic

Player Development: Stephen Graham (Oklahoma State), Boniface N'Dong

Special Assistant to the Head Coach: Andrew Munson (Iowa)

Head Video Coordinator/Player Development: Connor Griffin (Washington)

Assistant Video Coordinator: Cam Griffin (Denver)

VP of Sports Medicine: Steve Short (Dayton)

Head Athletic Trainer: Dan Shimensky (Utah)

Associate Head Athletic Trainer: Jason Miller (Iowa)

Director of Performance/Head Strength and Conditioning Coach: Felipe Eichenberger (N.W. Oklahoma State University)

Assistant Strength and Conditioning Coach: Claus Antunes de Souza (Tulsa)

Applied Sports Scientist/Assistant Strength and Conditioning Coach: Ernie Contreras (USF)

Physical Therapist: Jack Friesen

Performance Dietician: Abbey Lathrop (Penn State)

Massage Therapist: Giselle Montoya

PRONUNCIATION GUIDE

Christian Braun (Brown); **Vlatko Cancar** (CHAN-char); **Nikola Jokic** (ni-KOLA yo-kitch); **Zeke Nnaji** (NAH-jee); **Davon Reed** (DAY-von)

HOW THE NUGGETS WERE BUILT

FREE AGENTS

- 2022**
- Bruce Brown
 - Collin Gillespie
 - DeAndre Jordan
 - Chasson Randle
 - Jack White
- 2021**
- Jeff Green
 - Davon Reed

OBTAINED VIA TRADE

- 2022**
- Kentavious Caldwell-Pope
 - Ish Smith
 - Peyton Watson
- 2021**
- Aaron Gordon

OBTAINED VIA DRAFT

- 2022**
- Christian Braun
- 2021**
- Bones Hyland
- 2020**
- Zeke Nnaji
- 2018**
- Michael Porter Jr.
- 2017**
- Vlatko Cancar
- 2016**
- Jamal Murray
- 2014**
- Nikola Jokic

RECENT TRANSACTIONS

10/11/22: Waived Kellan Grady ... **10/10/22:** Signed Grant Golden ... **10/9/22:** Signed Chasson Randle ... **10/8/22:** Waived Grant Golden ... **10/8/22:** Waived Adonis Arms ... **9/26/22:** Signed Grant Golden ... **9/25/22:** Waived Justin Tillman ... **8/25/22:** Signed Justin Tillman ... **7/19/22:** Signed Jack White to a two-way contract ... **7/11/22:** Signed DeAndre Jordan ... **7/9/22:** Signed Davon Reed to a multi-year contract ... **7/9/22:** Signed Adonis Arms to an Exhibit 10 contract ... **7/9/22:** Signed Kellan Grady to an Exhibit 10 contract ... **7/7/22:** Signed Bruce Brown to a multi-year contract ... **7/7/22:** Signed Vlatko Cancar to a multi-year contract ... **7/6/22:** Traded Will Barton and Monte Morris to the Washington Wizards in exchange for Kentavious Caldwell-Pope and Ish Smith ... **7/6/22:** Acquired Ismael Kamagate from the Portland Trail Blazers in exchange for a 2024 second round draft pick ... **7/3/22:** Signed Christian Braun to a multi-year contract ... **7/3/22:** Signed Peyton Watson to a multi-year contract ... **7/3/22:** Signed Collin Gillespie to a two-way contract ... **6/23/22:** Acquired Peyton Watson in a draft night trade from the Oklahoma City Thunder in exchange for JaMychal Green and a first round pick ... **6/23/22:** Drafted Christian Braun with the 21st overall pick in the first round of the 2022 NBA Draft.







#0 CHRISTIAN BRAUN

Position: Forward

Height: 6'6"

Weight: 210

DOB: 4/17/2001

College: Kansas

Pro Experience: Rookie

2021-22 STATS:

PPG: --

RPG: --

APG: --

MILE HIGH BASKETBALL

CAREER TRANSACTIONS:

Signed a multi-year deal with the Denver Nuggets on 7/3/22 ... Drafted by the Denver Nuggets in the first round, 21st overall, in the 2022 NBA Draft.

COLLEGE:

Career: Played three seasons at Kansas (2019-22), winning the 2022 NCAA National Championship. He played in 101 games (74 starts), averaging 10.1 points, 5.0 rebounds and 1.8 assists in 28.5 minutes ... 2 x Big 12 Player of the Week ... **2021-22 (Junior):** Won the 2022 NCAA Championship ... USBWA All-District Team (VI) ... NABC All-District (8) Second Team ... All-Big 12 Second Team ... Big 12 Championship All-Tournament Team ... Appeared in 40 games (39 starts), averaging a career-high 14.1 points, a career-high 6.5 rebounds and a career-high 2.8 assists in a career-high 34.3 minutes ... **2020-21 (Sophomore):** All-Big 12 Honorable Mention ... Played in 30 games (all starts), averaging 9.7 points, 5.2 rebounds and 1.9 assists in 31.1 minutes ... **2019-20 (Freshman):** Big 12 All-Freshman Team ... Appeared in 31 games (five starts), averaging 5.3 points and 2.9 rebounds in 18.4 minutes.

PERSONAL:

Full name is Christian Nicholas Braun ... Born in Burlington, KS. ... Parents are Lisa and Donny Braun ... Has two brothers, Parker and Landon ... Brother Parker played basketball for two seasons at Missouri and is now at Santa Clara ... Father was a former walk-on at Kansas and later transferred to Saint Louis ... Mother, formerly Lisa Sandbothe, was a three-time All-Big Eight Conference selection while at Missouri from 1987-91 ... His uncle, Mike Sandbothe, played at Missouri from 1986-89, as did his aunt, Lori Sandbothe from 1988-90 ... Enjoys playing golf and video games ... Majored in communication studies





#11 BRUCE BROWN

Position: Guard/Forward

Height: 6'4"

Weight: 202

DOB: 8/15/1996

College: Miami (FL)

Pro Experience: 4 Years

2021-22 STATS:

PPG: 5.0

RPG: 4.0

APG: 1.0

MILE HIGH BASKETBALL

2021-22:

PPG: 9.0 RPG: 4.8 APG: 2.1 MPG: 24.6

10+ PTS: 33 20+ PTS: 4 10+ REB: 3 10/10: 1

Appeared in 72 games (45 starts), recording averages of 9.0 ppg (career-high), 4.8 rpg, 2.1 apg and 1.1 spg in 24.6 mpg ... Shot .506 FG % (256-of-506), a career-high .404 3FG % (career-high 38-of-94) and .758 FT % (97-of-128) ... Registered an offensive rating of 111.7, defensive rating of 112.0 and net rating of -0.3 ... Played the best basketball of his career after the All-Star break, averaging 14.7 ppg (.530 FG, .472 3FG, .775 FT), 5.9 rpg, 3.7 apg and 1.2 spg in 32.3 mpg across 22 games, posting an offensive rating of 119.6, defensive rating of 114.1 and net rating of 5.4 ... Scored in double figures 19 times in 22 games after the All-Star break, including all four of his 20-point games, after reaching double figures 14 times in his 50 games played prior to the All-Star break ... Shot 25-of-53 from 3-point range after the All-Star break after shooting 13-of-41 prior to the break ... His 8.2 ppg increase (6.5 ppg pre-All-Star break to 14.7 ppg post-All-Star break) was the biggest ppg increase of any Net ... Post-All-Star break, he led the Nets in 3FG % and bpg, ranked second in spg, third in ppg, trailing Kevin Durant (31.1 ppg) and Kyrie Irving (30.5 ppg), third in FG %, third in rpg, third in plus/minus (+80) and fourth in apg ... Notched a career-best 2.64 assist-to-turnover ratio (3.42 assist-to-turnover ratio after the All-Star break) ... Brooklyn was 28-17 (.622 win %) in games he started ... Reached double figures in a career-best 10 straight games (3/10 - 3/23) ... Knocked down a career-high-tying three 3-pointers five times (all after the All-Star break) after doing so three times in his first three seasons combined ... Grabbed double digit rebounds three times, including an 18-point, 10-rebound, eight-assist, four-block (career-high-tying) performance on 4/8 vs. Cleveland ... Played the second-most games of any Net, trailing only Patty Mills (81) ... Played the third-most minutes of any Net (1,774), trailing only Mills (2,346) and Kevin Durant (2,047) ... Missed four games (coach's decision) ... Missed three games (health and safety protocols) ... Missed two games (left hamstring tightness) ... Missed one game (non-Covid illness).

CAREER:

NBA: Played in four seasons (2018-22) with Detroit and Brooklyn, averaging 7.6 points, 4.3 rebounds and 2.1 assists in 23.4 minutes ... Recorded 11 career double-doubles, scored 20+ points in nine games and had 10+ rebounds in 18 contests ... **2020-21 (Brooklyn):** Appeared in 65 games (37 starts), registering averages of 8.8 ppg, 5.4 rpg and 1.6 apg in 22.3 mpg ... Shot .556 FG % (235-of-423), .288 3FG % (.17-of-59) and .735 FT % (.86-of-117) ... Posted an offensive rating of 115.9 (career-high), defensive rating of 112.4 and net rating of 3.5 (career-high) ... Reached double figures 27 times, including a career-high six straight games from 2/21 - 3/3 ... Scored 20+ points three times after doing so twice in his first two seasons combined ... Posted single-season career-highs in FG % (.556), effective FG % (.576) and rpg (5.4), while increasing his numbers in each of those three categories for the third straight season; also recorded career-highs in total rebound % (.120), offensive rebound % (.081) and defensive rebound % (.154) ... Brooklyn was 29-8 in games Brown started and 20-7 in games he reached double figures in (10-1 when he scored 15+ points) ... Posted double digit rebounds eight times, including four times in the month of April; averaged 10.2 ppg (.557 FG), a career-best 7.5 rpg, 1.8 apg and a career-best 1.6 spg in 25.5 mpg across 13 games in April ... Notched his first-career 20/10 game with 21 points and a career-high-tying 14 rebounds in 30 minutes on 4/21 at Toronto ... Totaled 15 points and a career-high-tying 14 boards in 30 minutes in a road victory over the Knicks on 1/13 ... Tallied a career-high 29 points (11-of-13 FG, 2-of-3 3FG, 5-of-5 FT) in 25 minutes (21 points in the second half) in a win over Sacramento on 2/23 ... Contributed 23 points (10-of-13 FG), three boards and three steals in 35 minutes in a road win at San Antonio on 3/1 ... Registered a near triple-double with 17 points, eight rebounds and a season-high seven assists in 28 minutes on 3/3 at Houston ... Notched a double-double in a career-high three straight games (5/11 - 5/15) ... Posted multiple steals 16 times, including a career-high-tying five steals on 4/7 vs. New Orleans ... Missed four games (coach's decision) ... Missed three games (right knee soreness) ... **2019-20 (Detroit):** Appeared in 58 games (43 starts) and averaged career highs in points (8.9 ppg), rebounds (4.7 rpg), assists (4.0 apg), steals (1.1 spg) and minutes (28.2 mpg) ... In 43 games as a starter, averaged 8.9 points, 4.5 rebounds, 4.1 assists and 1.2 steals ... Led the team in scoring once, in rebounds three times and in assists 20 times ... Scored 10-plus points 23 times and 20-plus points twice ... Grabbed 10-plus rebounds six times and dished out 10-plus assists once and recorded four double-doubles ... Scored a career-high 22 points vs. Brooklyn (11/2) ... Grabbed a career-high 12 rebounds vs. Charlotte (2/10) and dished out a career-high 11 assists at Miami (11/12) ... Recorded a career-high five steals at Oklahoma City (2/7) and played in a career-high 40 minutes vs. Brooklyn (11/2) ... Recorded his 100th career steal at Oklahoma City (2/7) ... Became the first guard in Pistons history to record four consecutive games with at least 10 rebounds (2/10 - 2/23) ... Recorded his first career double-double at Houston (12/14) with 16 points and 10 rebounds ... Missed one game with bilateral calf soreness, two games with the flu, four games with left knee soreness and one game with a right ankle sprain ... **2018-19 (Detroit):** Appeared in 74 games (56 starts) and averaged 4.3 points, 2.5 rebounds, 1.2 assists, 0.5 steals and 19.6 minutes per game ... Among NBA rookie league leaders, ranked 17th in rebounds (2.5 rpg), 112th in assists (1.2 apg) and seventh in blocks (0.5 bpg) ... Led the team in assists three times ... Scored 10-plus points six times and grabbed 10-plus rebounds once ... Scored a career-high 15 points at Sacramento (1/10) and grabbed a career-high 10 rebounds vs. Sacramento (1/19) ... Dished out career-high seven assists vs. Utah (1/5) ... Recorded a career-high three blocks at Charlotte (12/21) and had three steals five times ... Played in a career-high 35 minutes vs. Utah (1/5) ... His 56 starts were the most among 2018 second-round picks and seventh most in team history for a rookie ... Saw action in two games with the Grand Rapids Drive, the Pistons' NBA G League affiliate and averaged 15.5 points, 7.5 rebounds, 2.5 assists and 2.0 blocks in 34.5 minutes ... Missed one game with a right ankle sprain ... DNP- CD seven times.

PLAYOFFS:

Career: Has played in 20 games (11 starts), averaging 8.2 points, 4.4 rebounds and 1.9 assists in 23.7 minutes ... Posted one career playoff double-double ... **2022 (Brooklyn):** Appeared in four games (all starts), averaging 14.0 points, 4.8 rebounds, 2.8 assists and 1.25 steals in 34.8 minutes ... Registered a playoff career-high 26 points (10-19 FG), a playoff season-high tying eight rebounds, three assists and two steals vs. BOS on 4/23 ... Recorded 23 points (8-12 FG, 3-4 3FG, 4-4 FT), a playoff season-high tying eight rebounds, a playoff season-high four assists





and a playoff season-high two blocks in 38 minutes ... **2021 (Brooklyn):** Reached double figures for the first five times in his playoff career...Recorded his first-career playoff double-double with playoff career highs in points (16) and rebounds (11) in 38 minutes in Game 3 of the Eastern Conference Semifinals at Milwaukee...Notched 10 points, five boards, three assists and a playoff career-high four steals in 24 minutes in Brooklyn's first round series-clinching victory in Game 5 vs. Boston...Played a playoff career-high 52 minutes in Brooklyn's loss to Milwaukee in Game 7 of the Eastern Conference Semifinals; he played a total of 57 minutes in four games in his first-career postseason appearance for the Pistons in the 2019 playoffs...In five starts in the playoffs, he registered averages of 10.4 ppg (.543 FG), 5.4 rpg and 2.6 apg in 29.9 mpg ... **2019 (Detroit):** Appeared in four playoff games (two starts) in the First Round against Milwaukee... Holds career playoff averages of 3.3 points and 2.0 rebounds in 14.3 minutes per game in four contests.

CAREER TRANSACTIONS:

Signed a multi-year contract with the Denver Nuggets on 7/7/22 ... Signed a contract with the Brooklyn Nets on 8/8/21 ... Acquired by the Brooklyn Nets along with Landry Shamet and the draft rights to Reggie Perry in a trade with the Detroit Pistons, in exchange for Dzanan Musa, the draft rights to Saddiq Bey, Jaylen Hands, Jayden Scrubb and a 2021 second round pick on 11/19/20 ... Signed a multi-year contract with the Detroit Pistons on 7/6/18 ... Drafted by the Detroit Pistons in the second round (42nd overall pick) of the 2018 NBA Draft on 6/21/18

COLLEGE:

Named a 2017-18 Preseason All-ACC Second Team selection, 2017-18 Wooden Award Preseason Top 50, Julius Erving Small Forward of Year Watch List and 2016-17 All-ACC Academic Team selection ... **2017-18 (Sophomore):** Played and started in 19 games, averaging 11.4 points, 7.1 rebounds and 4.0 assists per game ... Missed final 12 games with left-foot injury, which was diagnosed on January 29; had surgery February 1 ... Ranked 12th in ACC in rebounds at 7.1 per game at time of injury (second among guards) ... Second on team in assists with 76 ... Recorded second career triple-double in season opener vs. Gardner-Webb (10 points, 11 rebounds, 10 assists) ... His triple-double was third in program history and 31st in ACC history (sixth player in league history with two career triple-doubles) ... Posted 16 points, nine rebounds, five assists and no turnovers in win at No. 12 Minnesota (11/29) ... Scored 14 of his 17 points in the first half in win against Princeton (12/2) ... Averaged 12.3 points, 6.0 rebounds and 4.0 assists in Diamond Head Classic; scored season-high 20 points against Middle Tennessee ... Tallied 23 points, including career-best 12-of-14 effort at free-throw line, in win over Florida State (1/7) ... Scored 19 points and dished out nine assists in win at NC State (1/21) ... Recorded 13 points, seven boards and five assists at Florida State (1/24) ... **2016-17 (Freshman):** Started 29 of 33 games played ... Averaged 11.8 points, 5.6 rebounds, 3.2 assists, 1.5 steals and 0.5 blocks in 31.9 minutes per game ... Led or tied for team high in scoring six games, rebounds nine times, assists 16 times, steals in 14 games and blocked shots six times ... Notched the program's second triple-double with 11 points, 11 rebounds and 10 assists against South Carolina State ... Scored 30 points against No. 9/6 North Carolina, 25 points vs. No. 10/11 Duke and 21 points vs. No. 6 North Carolina ... Scored in double digits in 20 games ... Hit multiple 3-pointers in nine games ... Recorded double-digit rebounds twice and recorded multiple assists in 22 outings, with three-plus in 17 games ... Season highs: 30 points vs. North Carolina (1/28), 12 rebounds vs. George Washington (12/22), 10 assists vs. South Carolina State (12/6), three steals five times, three blocked shots twice and 44 minutes at Virginia (2/20) ... In ACC play averaged 12.7 points, 4.7 rebounds, 3.4 assists, 1.4 steals and 0.7 blocks in 33.6 minutes ... Connected on 46.4% (78-168) from the field, 40.0% (22-55) from three and 73.5% (50-68) at the line ... In two ACC Tournament games, averaged a team-high 13.0 points, 6.0 rebounds, 1.0 assists and 0.5 steals in 30.5 minutes per game ... In one NCAA Tournament game, had 11 points, two rebounds, four assists and three steals in 34 minutes.

PERSONAL:

Born in Boston ... Is the son of Roberta and Bruce Brown ... Brother to 10 siblings ... Cousin of Jalen Adams, who played basketball at UConn (2015-19) ... Boasts a 6-9 wingspan ... Started playing basketball at age six and got his first dunk in the eighth grade... Named a 2016 Jordan Brand Classic All-American and a Five-star shooting guard at Vermont Academy in Saxton's River, Vermont ... Ranked No. 30 by ESPN, No. 44 per Scout and No. 49 by Rivals ... Competed nationally at Nike Basketball Academy, the NBPA Top 100 Camp and Nike Elite 100 ... Won 2016 New England Prep School Basketball Class AA State Tournament ... Named 2016 NEPSAC Tournament MVP and First Team All-NEPSAC ... Second Team All-EYBL performer playing for Boston Amateur Basketball Club ... With BABC at the Peach Jam in 2015, averaged 15.6 points, 5.6 rebounds, 2.0 steals, 1.8 assists and 1.4 blocks per game ... Multi-sport athlete at Wakefield High School two years ... Played wide receiver and strong safety on the football team... Also played baseball and JV soccer ... Transferred to Vermont Academy after sophomore season.

BRUCE BROWN - NBA REGULAR SEASON STATISTICS

SEASON	TEAM	GP	GS	MIN	FG	FGA	FG%	3PM	3PA	3P%	FT	FTA	FT%	OR	DR	TOT	A	ST	TO	BS	PTS	PPG
2018-19	DET	74	56	1,449	125	314	.398	24	93	.258	45	60	.750	48	137	185	91	40	46	36	319	4.3
2019-20	DET	58	43	1,634	198	447	.443	33	96	.344	88	119	.739	61	213	274	230	63	100	29	517	8.9
2020-21	BKN	65	37	1,451	235	423	.556	17	59	.288	86	117	.735	111	238	349	104	58	54	28	573	8.8
2021-22	BKN	72	45	1,774	256	506	.506	38	94	.404	97	128	.758	100	245	345	148	77	56	52	647	9.0
TOTALS		269	181	6,307	814	1,690	.482	112	342	.327	316	424	.745	320	833	1,153	573	238	256	145	2,056	7.6
AVERAGE		--	--	23.4	3.0	6.3	--	0.4	1.3	--	1.2	1.6	--	1.2	3.1	4.3	2.1	0.9	1.0	0.5	7.6	--

BRUCE BROWN - NBA POSTSEASON STATISTICS

SEASON	TEAM	GP	GS	MIN	FG	FGA	FG%	3PM	3PA	3P%	FT	FTA	FT%	OR	DR	TOT	A	ST	TO	BS	PTS	PPG
2018-19	DET	4	2	57	5	14	.357	1	5	.200	2	2	1.000	1	7	8	2	2	2	1	13	3.3
2020-21	BKN	12	5	277	40	79	.506	2	11	.182	13	16	.813	23	38	61	25	8	11	5	95	7.9
2021-22	BKN	5	5	139	21	37	.568	6	14	.429	8	10	.800	6	13	19	11	5	9	3	56	11.2
TOTALS		21	12	471	66	130	.508	9	30	.300	23	28	.821	30	58	88	38	15	22	9	164	7.8
AVERAGE		--	--	22.4	3.1	6.2	--	0.4	1.4	--	1.1	1.3	--	1.4	2.8	4.2	1.8	0.7	1.0	0.4	7.8	--

REG CAREER HIGHS

PTS	29 vs. SAC 2/23/21
FGM	11 vs. SAC 2/23/21
FGA	20 vs. BKN 11/2/19
3FGM	3 8 times (vs. HOU, 4/5/22)
3FGA	6 vs. BKN 1/25/20
FTM	8 vs. WAS 12/16/19
FTA	9 vs. UTA 3/21/22
OREB	6 at NYK 1/13/21
DREB	11 vs. SAS 5/12/21
TREB	14 2 times (@ TOR, 4/21/21)
ASTS	11 at MIA 11/12/19
STLS	5 3 times (vs. SAC, 2/14/22)
BLKS	4 3 times (vs. CLE, 4/8/22)
MINS	41 vs. NYK 3/13/22

POST CAREER HIGHS

PTS	26 vs. BOS 4/23/22
FGM	10 vs. BOS 4/23/22
FGA	19 2 times (vs. BOS, 4/23/22)
3FGM	3 at BOS 4/20/22
3FGA	7 vs. BOS 4/23/22
FTM	4 3 times (vs. BOS, 4/23/22)
FTA	6 vs. BOS 4/23/22
OREB	4 vs. MIL 6/19/21
DREB	8 at MIL 6/10/21
TREB	11 at MIL 6/10/21
ASTS	8 vs. CLE 4/12/22
STLS	4 vs. BOS 6/1/21
BLKS	2 2 times (@ BOS, 4/20/22)
MINS	52 vs. MIL 6/19/21





#5 KENTAVIOUS CALDWELL-POPE

Position: Guard
Height: 6'5"
Weight: 204
DOB: 2/18/1993
College: Georgia
Pro Experience: 9 Years

2021-22 STATS:

PPG: 12.5
RPG: 3.5
APG: 1.5

MILE HIGH BASKETBALL

2021-22:

PPG: 9.0 **RPG:** 4.8 **APG:** 2.1 **MPG:** 24.6
10+ PTS: 33 **20+ PTS:** 4 **10+ REB:** 3 **10/10:** 1

Played in 77 games (all starts) for Washington, averaging 13.2 points, 3.4 rebounds and 1.9 assists per game ... Shot .435 from the field and .390 from three ... Added 1.1 steals per game ... Made 3+ three-point field goals in 30 games season, surpassing his 2014-15 campaign (27) for the most such games in a single season in his career ... Scored in double figures 52 times, including 12 20+ point outings ... Tallied a season-high 35 points on 13-of-19 (6-11 3PT) shooting on 4/1 vs. DAL ... Shot 100% from the floor, knocking down 8-of-8 shots for 22 points on 3/27 vs. GSW, marking the first game of his career with 1.000 FG% with at least five FGA ... Recorded a then season-high 28 points (10-12 FG, 6-6 3PT), becoming the third player in franchise history and the first since 2004 to make all three-pointers with 6+ three-point field goal attempts ... Tallied 27 points (9-18 FG, 5-8 3PT), knocking down five 3PT on 2/16 at IND ... Recorded his first double-double as a Wizard on 1/12 vs. ORL, amassing 12 points and a season-high 10 rebounds ... Eclipsed 7,000 career points with a 10 point outing on 11/13 at ORL.

CAREER:

NBA: NBA Champion (2020) ... Has appeared in 683 NBA games (541 starts) for the Lakers, Pistons and Wizards ... Owns career averages of 11.6 points, 3.1 rebounds, 1.7 assists and 1.1 steals in 29.2 minutes ... Has scored 10+ points in 392 games, 20+ points in 84 games and 30+ points in nine games ... Owns nine career double-doubles ... Has missed just 34 games through his first nine professional seasons ... Member of the 2016 USA Men's Select Team ... Participated in the BBVA Compass Rising Stars Challenge at NBA All-Star 2015, recording eight points, two assists and two steals in 20 minutes for the U.S. team ... **2020-21 (LA Lakers):** Appeared in 67 games (all starts) for the Los Angeles Lakers, averaging 9.7 points, 2.7 rebounds and 1.9 assists in 28.4 minutes per game ... Shot a career-best .460 from three-point range ... Totaled 120 three-pointers on the season, the second most three-point makes on the team ... Reached double-figures in 31 games ... Scored 20+ points on five occasions ... Scored a season-high 29 points on 4/22/21 at Dallas ... Totaled one double-double on the season ... Made at least three three-point makes in 17 games ... Did not play in five games (injury) ... **2019-20 (LA Lakers):** Won an NBA Championship ... Appeared in 69 games (26 starts), averaging 9.2 points, 2.1 rebounds and 1.6 assists in 25.5 minutes per game ... Scored in double figures 34 times, including one 20+ game ... Had season-best 20 points 1/18 at HOU ... Moved into the franchise's top-10 in three-pointers 1/11 ... Scored a then-season-high 16 points, including 12 fourth-quarter points, in narrow win 11/15 vs. SAC ... Made first start of season 11/5 at CHI, scoring eight points ... Totaled three rebounds and three assists in season-opener 10/22 at LAC ... Missed two games due to a right foot contusion (8/10-8/13), his first games missed since January 2018 ... **2018-19 (LA Lakers):** Was the only player on the Lakers roster this season to appear in all 82 games (23 starts), averaging 11.4 points, 2.9 rebounds and 1.3 assists in 24.8 minutes ... Scored in double figures 42 times, including 12 20+ performances and three 30+ contests ... Led the team in scoring nine times, assists once, steals 19 times, blocks three times and minutes four times ... Connected on at least five 3FG in nine games this season ... Finished the season strong, averaging 23.8 points, 4.8 rebounds, 5.0 assists and 1.2 steals over the team's final five games ... Finished with 32 points in second consecutive game, also adding a season-best eight assists and five rebounds in final game of season 4/9 vs. POR, good for his third 30+ outing of the year and the eighth of his career ... Had 32 points 4/7 vs. UTA, including 23 points in the second half to tie his single-half career high ... Scored team-high 29 points (6-12 3FG) with five rebounds 3/26 vs. WAS ... In return to starting lineup 3/24 vs. SAC, had 16 points, a season high eight rebounds and four assists in 33 minutes ... Had a season-high 35 points (12-20 FG, 8-14 3FG) off the bench 3/19 at MIL, his highest scoring outing as a Laker and the team's top total for a reserve this season ... He became the sixth player in the NBA to score 35+ off the bench in 2018-19, the highest total by a Lakers player since 2016 (35, L. Williams, 12/9/2016 vs. PHX) ... Scored 24 points (4-8 3FG, 6-6 FT) with six rebounds and two steals off the bench 3/12 at CHI ... Finished with a then-season-high 26 points, three rebounds and two steals in 28 minutes 12/30 vs. SAC ... Recorded then-season-highs in points (25) and assists (five) 12/16 at WAS, his first 20-point game of the year ... Scored 13 points, including a career-high-tying eight free throws 11/30 vs. DAL ... In that game, his season-best streak of consecutive free throws made ended at 26 ... Registered a season-high and career-high-tying five steals 11/25 vs. ORL ... Scored a then-season-high 14 points with two rebounds, one steal and one assist in a team-high 33 minutes 10/24 at PHX, his first game off the bench in 2018-19 ... Totaled five points and two rebounds in season-opener 10/18 at POR ... **2017-18 (LA Lakers):** Appeared in 74 games (all starts), averaging 13.4 points, 5.2 rebounds, 2.2 assists and 1.4 steals in 33.2 minutes ... On the season, recorded career bests in field goal percentage (.426), three-point percentage (.383) and rebound average (5.2) ... Scored in double figures in 55 games, including 13 20+ point performances and one game with 30+ ... Led the team in scoring eight times, rebounds nine times, assists twice, steals 28 times and blocks six times ... Shot a career-best 42.6 percent from the field on the season ... Pulled down a career-high 14 rebounds along with 10 points on 2/26 at Atlanta ... Scored season-high 34 points (12-20 FG, 8-14 3FG) with seven rebounds on 2/24 at Sacramento ... Finished with a season-high eight assists, along with eight rebounds and five points on 2/14 at NOP ... Swiped a career-high five steals, along with 10 points and four rebounds on 1/11 vs. SAS ... Scored 20+ points in fourth straight game 11/29 vs. GSW (21 points), the longest 20+ scoring streak of his career ... Recorded 13 points, six rebounds, two assists and one steal on 10/31 vs. DET, his first meeting against his former team ... Registered 20 points (7-11 FG), two rebounds, one assist, two steals and one block in his Lakers debut on 10/22 vs. NOP ... Missed two games due to NBA suspension (10/19-10/20), four games due to personal reasons (12/14, 12/20, 12/31-1/1) and two games due to right Achilles tendon strain (1/19-1/21) ... **2016-17 (Detroit):** Appeared in 76 games (75 starts) with the Detroit Pistons, averaging 13.8 points, 3.3 rebounds, 2.5 assists and 1.2 steals in 33.3 minutes ... Scored 10+ points 49 times, including 20 games of 20+ points and two games of 30+ points ... Posted one double-double ... Led the team in scoring 17 times, rebounding twice and assists eight times ... Recorded his 400th career 3FG on 1/1 at MIA and 400th career assist on 12/28 vs. MIL ... Became just the fourth player in Pistons franchise history to connect on 100+ 3FG in three straight seasons, knocking down 153 this year ... Finished the year ranked seventh on Detroit's all-time 3FG list (479) ... Recorded a single season career-best 194 assists ... Scored a career-best 38 points on 2/1 vs. New Orleans, going along with highs in 3FG (8) and steals (4) ... Also notched the Pistons individual marks for single-game points (38) and points in a quarter (17) ... Dished out a career-high 10 assists on 11/25 vs. LAC, going along with 16 points for his only double-double of the year ... Missed five games due to injury: one with a right knee contusion (12/11) and four with a left rotator cuff strain (1/13-1/22) ...



KENTAVIOUS CALDWELL-POPE



2015-16 (Detroit): Appeared in 76 games (all starts) for the Detroit Pistons, averaging 14.5 points, 3.7 rebounds, 1.8 assists and 1.5 steals in 36.7 minutes ... Ranked fourth in the NBA in minutes per game (36.7) and 28th in steals per game (1.5 spg) ... Led the team in scoring 17 times and in assists four times ... Scored 10+ points 59 times, 20+ points 16 times and 30+ points once ... Grabbed 10+ rebounds once and recorded one double-double ... Scored a then-career-high 31 points (10-16 FG, 3-4 3FG, 8-8 FT) on 12/16 vs. BOS ... Tied a career-high 10 rebounds (career-high 10 defensive) on 1/2 at IND ... Tied a career-high four steals four times ... Recorded a season-high two blocks twice, both coming against ATL ... Played a career-high 49 minutes on 12/18 at CHI ... Led the team in total minutes for the second consecutive season ... His 2,789 minutes were the most by a Piston since Tayshaun Prince's 3,057 minutes in 2008-09 ... Scored his 2,000th career point on 1/4 vs. ORL and played in his 200th career game on 1/12 vs. SAS ... Recorded his 200th career steal on 12/6 vs. LAL ... Made 100+ 3FG (114) for the second consecutive season and connected on three or more 3-pointers 12 times ... Recorded career highs in FTM (185) and FTA (228) and shot a career-high 81.1 percent from the charity stripe ... Had career highs in free throws made (7) and attempted (10) on 11/29 at BKN ... Missed six games due to injury: four with a core muscle strain (2/4-2/10), one due to illness (3/23) and one for rest (4/13) ... **2014-15 (Detroit):** Appeared in career-high 82 games (all starts) with Detroit, averaging 12.7 points, 3.1 rebounds, 1.3 assists and 1.1 steals in 31.5 minutes ... Scored 10+ points 55 times and 20+ points four times ... Led the team in scoring 10 times and in assists once ... Scored season-high 28 points on 1/31 vs. HOU and grabbed season-high eight rebounds twice ... Dished out career-high five assists on 12/7 vs. OKC and tied career-high four steals three times ... Recorded career-high three blocks on 1/31 vs. HOU and tied a career-high 44 minutes on 3/22 at BOS ... Was one of only 11 players in the NBA to start all 82 games ... Recorded his first 1,000-point season and recorded career-high totals in points (1,043), field goals (390), 3FG (153), rebounds (255), assists (109), steals (93), blocks (18) and minutes (2,587) ... Led the team in total minutes and minutes per game (31.5) ... Led the team in 3FG made (153) and attempted (444) ... Made career-high six 3-pointers twice ... Improved his scoring from the previous season by 6.8 points which ranked second in the NBA (Jimmy Butler – 6.9 points) among players who played 50+ games in both seasons ... **2013-14 (Detroit):** Appeared in 80 games (41 starts) with Detroit, averaging 5.9 points and 2.0 rebounds in 19.8 minutes per game ... Scored 10+ points 15 times, 20+ points once and 30+ points once ... Led the team in scoring once and in rebounding once ... In 41 games as a starter, averaged 7.9 points (.410 FG, .344 3FG, .722 FT), 2.5 rebounds, 0.9 assists, 1.2 steals and 26.5 minutes compared to 3.8 points, 1.3 rebounds, 0.4 assists and 12.7 minutes in 39 games as a reserve ... Among NBA rookie leaders, ranked 13th in scoring (5.9 ppg), 15th in rebounds (2.0 rpg) and 3rd in steals (0.9 spg) ... Scored a then-career-high 30 points (11-19 FG, 5-7 3FG) on 4/16 at OKC ... Grabbed career-high 10 rebounds on 3/19 at DEN ... Dished out career-high four assists on 1/22 at MIL ... Blocked career-high two shots on 3/29 at PHI and recorded career-high four steals three times ... Played career-high 44 minutes twice ... DNP-CD twice.

PLAYOFFS:

Career: Has appeared in 30 playoff games (all starts) for the Lakers and Pistons, averaging 10.6 points, 2.5 rebounds, 1.5 assists and 1.1 steals in 30.5 minutes ... Has scored 10+ points in 19 games, including one 20-point contest ... **2021 (LA Lakers):** Appeared in four games (all starts) for the Lakers in the first round vs. Phoenix ... Averaged 6.2 points, 2.8 rebounds, 1.0 assists and 1.0 steal in 29.2 minutes per game ... Scored a series-high 19 points (7-11 FG) on 6/3 ... Missed one game 5/30 due to a sore knee ... **2020 (LA Lakers):** Won the 2020 NBA Championship ... Appeared in 21 games (all starts), averaging 10.7 points, 2.1 rebounds, 1.3 assists and 1.0 steal in 29.0 minutes ... Shot 37.8 percent (45-119) from beyond the arc ... Scored in double figures 15 times ... Had postseason-high 17 points, two rebounds and one steal in 33 minutes of title-clinching win 10/11 at MIA ... In that game, tallied career highs for points scored in a postseason half (15, first) and postseason quarter (11, second) ... Logged three steals in Lakers playoff debut 8/18 vs. POR ... **2016 (Detroit):** Appeared in four games (all starts) with Detroit, averaging 15.3 points, 4.3 rebounds, 2.8 assists and 1.8 steals in 40.3 minutes ... Scored in double figures three times, including one 20-point game.

CAREER TRANSACTIONS:

Signed a contract extension with Denver on 7/16/22 ... Traded to the Denver Nuggets on 7/6/22 ... Traded to the Washington Wizards on 8/6/21 ... Signed a multi-year contract with the LA Lakers on 11/22/20 ... Signed as a free agent with the LA Lakers on 7/6/19 ... Signed as a free agent with the LA Lakers on 7/6/18 ... Signed a contract with the Los Angeles Lakers on 7/13/17 ... Signed a contract with Detroit on 7/19/13 ... Drafted by the Detroit Pistons in the first round, eighth overall, in the 2013 NBA Draft on 6/27/13.

COLLEGE:

2012-13 (Georgia): Was an early entry candidate for the 2013 NBA Draft...Named 2012-13 SEC Player of the Year by both the coaches and the media...All-SEC First Team selection...As a sophomore, ranked second in the SEC in scoring with 18.5 points per game...Was one of only nine players in all of NCAA Division I to score in double figures in each of his team's games...Finished third in the SEC in three-point percentage (37.3) and second in three-pointers per game (2.6)...Also led the team in rebounds (7.1 rpg), steals (2.0 spg) and minutes (33.9 mpg)...Recorded seven double-doubles on the season...In his final collegiate game, scored a career-high 32 points (25 in second half), against LSU 3/14 in the SEC tournament...2011-12 (Georgia): As a freshman, averaged 13.2 points, 5.2 rebounds, 1.2 assists and 1.8 steals in 32.1 minutes per game...Named to the Coaches' Freshman All-SEC Team...Earned SEC Freshman of the Week honors once (12/19/11)...Scored a season-high 25 points vs. Ole Miss 1/21 ... His 25 points marked the most by a UGA freshman in almost 13 years.

PERSONAL:

Full name is Kentavious Tannell Caldwell-Pope ... He and his wife, McKenzie Caldwell-Pope, have two sons, KJ and Kenzo ... Son of Rhonda Caldwell and Lawrence Pope ... His favorite TV shows are Criminal Minds and Power ... Lists golf as his hidden talent ... Includes making it to the NBA as his biggest accomplishment to date ... Enjoys watching YouTube videos and playing video games ... Lists his parents as his role models ... Enjoys visiting patients in hospitals and working youth basketball clinics ... As a high school senior, participated in the McDonald's All-American Game as well as the Jordan Brand Classic.

KENTAVIOUS CALDWELL-POPE - NBA REGULAR SEASON STATISTICS

SEASON	TEAM	GP	GS	MIN	FG	FGA	FG%	3PM	3PA	3P%	FT	FTA	FT%	OR	DR	TOT	A	ST	TO	BS	PTS	PPG
2013-14	DET	80	41	1,583	182	460	.396	59	185	.319	47	61	.770	38	118	156	55	75	28	12	470	5.9
2014-15	DET	82	82	2,587	390	972	.401	153	444	.345	110	158	.696	46	209	255	109	93	94	18	1,043	12.7
2015-16	DET	76	76	2,789	403	960	.420	114	369	.309	185	228	.811	70	212	282	138	110	105	17	1,105	14.5
2016-17	DET	76	75	2,529	370	928	.399	153	437	.350	154	185	.832	55	193	248	193	89	86	12	1,047	13.8
2017-18	LAL	74	74	2,458	340	798	.426	159	415	.383	153	194	.789	60	327	387	162	106	97	16	992	13.4
2018-19	LAL	82	23	2,035	325	756	.430	151	435	.347	137	158	.867	48	190	238	110	73	65	13	938	11.4
2019-20	LAL	69	26	1,762	237	507	.467	92	239	.385	79	102	.775	38	104	142	111	57	62	14	645	9.3
2020-21	LAL	67	67	1,902	218	506	.431	120	293	.410	97	112	.866	27	152	179	127	62	66	26	653	9.7
2021-22	WAS	77	77	2,329	361	829	.435	159	408	.390	137	154	.890	41	220	261	145	83	97	26	1,018	13.2
TOTALS		683	541	19,967	2,826	6,716	.421	1,160	3,225	.380	1,099	1,352	.813	423	1,725	2,148	1,150	748	700	154	7,911	11.6
AVERAGE		--	--	29.2	4.1	9.8	--	1.7	4.7	--	1.6	2.0	--	0.6	2.5	3.1	1.7	1.1	1.0	0.2	11.6	--

KENTAVIOUS CALDWELL-POPE - NBA POSTSEASON STATISTICS

SEASON	TEAM	GP	GS	MIN	FG	FGA	FG%	3PM	3PA	3P%	FT	FTA	FT%	OR	DR	TOT	A	ST	TO	BS	PTS	PPG
2015-16	DET	4	4	161	22	50	.440	12	27	.444	5	7	.714	2	15	17	11	7	2	1	61	15.3
2019-20	LAL	21	21	608	79	189	.418	45	119	.378	22	27	.815	8	36	44	28	21	15	4	225	10.7
2020-21	LAL	5	5	146	11	29	.379	4	19	.211	5	5	1.000	2	12	14	5	5	2	0	31	6.2
TOTALS		30	30	914	112	268	.418	61	165	.370	32	39	.821	12	63	75	44	33	19	5	317	10.6
AVERAGE		--	--	30.5	3.7	8.9	--	2.0	5.5	--	1.1	1.3	--	0.4	2.1	2.5	1.5	1.1	0.6	0.2	10.6	--





REG CAREER HIGHS		POST CAREER HIGHS	
PTS	38 vs. NOP 2/1/17	PTS	21 at CLE 4/17/16
FGM	13 2 times (vs. DAL, 4/1/22)	FGM	7 3 times (vs. PHX, 6/3/21)
FGA	31 vs. POR 4/9/19	FGA	15 vs. MIA 10/9/20
3FGM	8 4 times (@ MIL, 3/19/19)	3FGM	4 3 times (vs. POR, 8/29/20)
3FGA	16 vs. ATL 1/9/15	3FGA	11 vs. MIA 10/2/20
FTM	9 at POR 3/12/22	FTM	5 vs. MIA 9/30/20
FTA	10 4 times (vs. CHI, 1/15/19)	FTA	5 vs. MIA 9/30/20
OREB	4 5 times (vs. MIL, 10/30/16)	OREB	2 vs. CLE 4/24/16
DREB	12 at ATL 2/26/18	DREB	8 at CLE 4/20/16
TREB	14 at ATL 2/26/18	TREB	8 at CLE 4/20/16
ASTS	10 vs. LAC 11/25/16	ASTS	5 3 times (@ MIA, 10/6/20)
STLS	5 2 times (vs. ORL, 11/25/18)	STLS	4 vs. CLE 4/22/16
BLKS	3 vs. HOU 1/31/15	BLKS	1 5 times (vs. MIA, 9/30/20)
MINS	49 at CHI 12/18/15	MINS	43 vs. CLE 4/24/16





#31 VLATKO CANCAR

Position: Forward
Height: 6'8"
Weight: 236
DOB: 4/10/1997
College: KK Mega Bemax (Serbia)
Pro Experience: 3 Years

2021-22 STATS:
PPG: 4.1
RPG: 2.1
APG: 1.1

MILE HIGH BASKETBALL

2021-22:

PPG: 4.1 **RPG:** 2.1 **APG:** 1.1 **MPG:** 11.8 **10+ PTS:** 3

Played in 15 games (one start), averaging 4.1 points, 2.1 rebounds and 1.1 assists in 11.7 minutes ... Played 24 minutes vs. LAL on 4/10 after missing 46 games due to right foot surgery, registering two points, a career-high eight rebounds and four assists ... Posted a season-high 10 points on 3-4 shooting, a career-high four assists and one rebound in his second game of the season vs. MIL on 11/26 ... Missed 13 games with a left hip strain and 46 games with a right foot fracture.

CAREER:

NBA: Has career averages of 2.3 points and 1.3 rebounds in 7.2 minutes over 70 games (two starts) ... **2020-21:** Appeared in 41 games (one start), averaging 2.1 points and 1.2 rebounds in 6.9 minutes ... Recorded 11 points, four rebounds and two steals in 32 minutes in his first career start at DET on 5/14 ... Posted a career-high 14 points (5-7 FG's, 3-4 3FG's), three rebounds and two assists in 18 minutes at MIN on 5/13 ... Tallied seven points (3-4 FG's), three rebounds and one assist in 15 minutes at IND on 3/4 ... Posted a career-high eight points (3-6 FG's), four rebounds and one assist in a career-high 20 minutes at CHI on 3/1 ... Recorded six points (2-5 FG's), two rebounds in six minutes vs. LAL on 2/14 ... **2019-20:** Appeared in 14 games, averaging 1.2 points in 3.2 minutes ... Made his NBA debut on 10/31/19 ... Registered four points, four rebounds and one block in 17 minutes in a win at Utah on 2/5/20 that featured only seven active Nuggets players.

PLAYOFFS:

Career: Has appeared in seven games, averaging 2.3 points in 4.3 minutes ... **2022:** Played in two games, averaging 2.5 points and 1.0 rebounds in 4.5 minutes in the first round vs. GSW ... Recorded five points (2-3 FG, 1-2 3FG) in five minutes in game two at GSW on 4/18/22 ... **2021:** Appeared in five games, averaging 2.2 points in 4.2 minutes ... Posted six points (4-5 FT) in eight minutes at POR on 5/29/21 ... Made his playoff debut vs. POR on 5/24/21.

CAREER TRANSACTIONS:

Signed a multi-year contract with the Denver Nuggets on 8/2/19 ... Selected by the Denver Nuggets in the second round (49th overall) in the 2017 NBA Draft.

INTERNATIONAL EXPERIENCE:

2018-19: Played in 34 games (22 starts) for San Pablo Inmobiliaria Burgos, averaging 10.0 points, 3.7 rebounds and 1.2 assists in 22.9 minutes per game ... **2017-18:** Appeared in 36 games (23 starts) for both KK Mega Bemax and San Pablo Inmobiliaria Burgos, averaging 10.8 points, 4.5 rebounds and 1.3 assists in 24.6 minutes per game ... Adriatic League Liga ABA Round 18 MVP ... Shot .440 from the field and .844 from the free throw line ... **2016-17:** Played in 43 games for KK Mega Bemax, held averages of 7.4 points, 3.4 rebounds and 1.6 assists in 20.0 minutes ... Shot .467 from the field ... **2015-16:** Played in 42 games for both Union Olimpija and LTHCast Skofja, averaged 8.5 points, 3.4 rebounds and 1.3 assists in 21.7 minutes ... Shot .468 from the field and .404 from three point range ... **2014-15:** Played on the Union Olimpija Junior team, appearing in four games averaging 6.3 points, 3.8 rebounds and 2.0 assists ... **2013-14:** Appeared in five games for the Union Olimpija Junior team, averaging 6.4 points, 3.4 rebounds and 1.2 steals in 19.0 minutes.

NATIONAL TEAM EXPERIENCE:

2021: Finished fourth in the 2020 Tokyo Olympics with Slovenia, appearing in six games, averaging 12.8 points, 4.3 rebounds and 1.20 steals in 28 minutes ... **2017:** Earned a gold medal with Slovenia at the 2017 EuroBasket, appearing in nine games, averaging 2.4 points, 1.6 rebounds and 1.1 assists in 14.3 minutes ... In four games for the European World Cup Qualifier held averages on 11.8 points, 1.8 rebounds and 0.8 assists ... **2016:** Played in the U20 Euro Championship-A holding averages of 13.6 points, 7.1 rebounds and 2.4 assists while finishing in ninth place ... **2015:** Appeared in seven games for the U20 Euro Championship-A averaging 7.3 points, 6.4 rebounds and 0.7 assists ... **2014:** Played in eight games in the U18 Euro Championship B and averaged 8.1 points and 3.6 rebounds while finishing fifth ... **2013:** Appeared in eight games in the U16 Euro Championship B holding averages of 3.6 points and 2.8 rebounds while posting a fourth place finish.

VLATKO CANCAR - NBA REGULAR SEASON STATISTICS

SEASON	TEAM	GP	GS	MIN	FG	FGA	FG%	3PM	3PA	3P%	FT	FTA	FT%	OR	DR	TOT	A	ST	TO	BS	PTS	PPG
2019-20	DEN	14	0	45	6	15	.400	1	6	.167	4	4	1.000	5	5	10	3	1	3	1	17	1.2
2020-21	DEN	41	1	281	33	72	.458	9	33	.273	10	13	.769	11	39	50	14	11	14	2	85	2.1
2021-22	DEN	15	1	176	23	41	.561	7	12	.583	9	14	.643	8	23	31	17	2	9	3	62	4.1
TOTALS		70	2	502	62	128	.484	17	51	.333	23	31	.742	24	67	91	34	14	26	6	164	2.3
AVERAGE		--	--	7.2	0.9	1.8	--	0.2	0.7	--	0.3	0.4	--	0.3	1.0	1.3	0.5	0.2	0.4	0.1	2.3	--






VLATKO CANCAR - NBA POSTSEASON STATISTICS

SEASON	TEAM	GP	GS	MIN	FG	FGA	FG%	3PM	3PA	3P%	FT	FTA	FT%	OR	DR	TOT	A	ST	TO	BS	PTS	PPG	
2019-20	DEN	0	0	0	0	0	0	0	0	0	0	0	0	0	0	0	0	0	0	0	0	0	0.0
2020-21	DEN	5	0	21	3	3	1.000	1	1	1.000	4	5	.800	0	3	3	1	1	1	1	11	2.2	
2021-22	DEN	2	0	9	2	3	.667	1	2	.500	0	0	.000	0	2	2	1	0	2	0	5	2.5	
TOTALS		7	0	28	5	6	.833	2	3	.667	4	5	.800	0	5	5	2	1	3	1	16	2.3	
AVERAGE		--	--	4.0	0.7	0.9	--	0.3	0.4	--	0.6	0.7	--	0.0	0.7	0.7	0.3	0.1	0.4	0.1	2.3	--	

	REG CAREER HIGHS		POST CAREER HIGHS
PTS	14 at MIN 5/13/21	PTS	6 at POR 5/29/21
FGM	5 4 times (@ HOU, 1/1/22)	FGM	2 2 times (@ GSW, 4/18/22)
FGA	9 at DET 5/14/21	FGA	3 at GSW 4/18/22
3FGM	3 at MIN 5/13/21	3FGM	1 2 times (@ GSW, 4/18/22)
3FGA	4 at MIN 5/13/21	3FGA	2 at GSW 4/18/22
FTM	4 at OKC 12/22/21	FTM	4 at POR 5/29/21
FTA	6 at OKC 12/22/21	FTA	5 at POR 5/29/21
OREB	2 7 times (vs. LAL, 4/10/22)	OREB	--
DREB	7 vs. MIN 12/15/21	DREB	1 5 times (@ GSW, 4/18/22)
TREB	8 vs. LAL 4/10/22	TREB	1 5 times (@ GSW, 4/18/22)
ASTS	4 2 times (vs. LAL, 4/10/22)	ASTS	1 2 times (@ GSW, 4/16/22)
STLS	2 2 times (@ DET, 5/14/21)	STLS	1 at PHX 6/7/21
BLKS	1 6 times (@ HOU, 1/1/22)	BLKS	1 at POR 5/29/21
MINS	32 at DET 5/14/21	MINS	8 at POR 5/29/21







#21

COLLIN GILLESPIE

Position: Guard

Height: 6'3"

Weight: 190

DOB: 6/25/1999

College: Villanova

Pro Experience: Rookie

2021-22 STATS:

PPG: --

RPG: --

APG: --

MILE HIGH BASKETBALL

CAREER TRANSACTIONS:

Signed to a two-way contract by the Denver Nuggets ... Undrafted in the 2022 NBA Draft

COLLEGE:

Career: Played five seasons at Villanova (2017-22), playing in 156 games (125 starts), averaging 11.9 points, 2.9 rebounds and 3.1 assists in 29.0 minutes ... Won the 2018 NCAA National Championship ... 2 x Big East Player of the Week ... **2021-22 (Super Senior):** Bob Cousy (Best PG) Award ... Big East Player of the Year ... Robert V. Geasey Trophy ... All-Big East First Team ... AP, Sporting News, USBWA and NABC All-American Third Team ... USBWA All-District Team (II) ... USBWA District II Player of the Year ... NABC All-District (5) First Team ... Big East Tournament MVP ... Appeared in 38 games (all starts), averaging 15.6 points, 3.8 rebounds, 3.2 assists and 1.03 steals in 34.2 minutes ... **2020-21 (Senior):** Robert V. Geasey Trophy ... Big East Player of the Year ... All-Big East First Team ... USBWA and NABC All-American Third Team ... NABC All-District (5) First Team ... AP All-American Honorable Mention ... Played in 20 games (all starts), averaging 14.0 points, 3.3 rebounds and 4.6 assists in 33.4 minutes ... **2019-20 (Junior):** All-Big East Second Team ... NABC All-District (5) Second Team ... Appeared in 31 games (all starts), averaging 15.1 points, 3.7 rebounds, 4.5 assists and 1.23 steals in 34.1 minutes ... **2018-19 (Sophomore):** Played in 35 games (all starts), averaging 10.9 points, 2.4 rebounds, 2.8 assists and 1.11 steals in 29.5 minutes ... **2017-18 (Freshman):** Won the 2018 NCAA National Championship ... Appeared in 32 games (one start), averaging 4.3 points, 1.3 rebounds and 1.1 assists in 14.4 minutes.





#50 AARON GORDON

Position: Forward
Height: 6'8"
Weight: 235
DOB: 9/16/1995
College: Arizona
Pro Experience: 8 Years

2021-22 STATS:
PPG: 15.0
RPG: 5.9
APG: 2.5

MILE HIGH BASKETBALL

2020-21:

PPG: 15.0 **RPG:** 5.9 **APG:** 2.5 **MPG:** 31.7 **10+ PTS:** 62 **20+ PTS:** 19 **30+ PTS:** 1
10+ REB: 6 **10/10:** 6 **20/10:** 1 **30/10:** 1

Played in 75 games (all starts), averaging 15.0 points, 5.9 rebounds and 2.5 assists in 31.7 minutes ... Recorded six double-doubles and scored 20+ points 19 times and 30+ points once ... Posted 16 points on 5-13 shooting, seven rebounds, six assists and one block in 30 minutes vs. LAC on 3/22 ... Tallied 28 points (9-17 FGs, 10-15 FTs), eight rebounds and two assists in 42 minutes vs. NOP on 3/6 ... Posted 23 points on 8-12 shooting and grabbed nine rebounds in 32 minutes vs. SAC on 2/26 ... Tallied 20 points on 8-18 shooting, four rebounds and two assists in 31 minutes at NOP on 1/28 ... Posted 28 points on 10-16 FG's and 4-7 from three, four rebounds and three assists in 44 minutes vs. LAC on 1/19 ... Tallied a season-high 30 points on 11-16 shooting, a season-high 12 rebounds and one assist in 35 minutes at LAC on 1/11 ... Posted 25 points on 9-12 shooting, six rebounds and three assists in 35 minutes at SAS on 12/9 ... Recorded 18 points on 6-10 shooting, nine rebounds, three assists and two steals in 37 minutes vs. MIL on 11/26 ... Posted his second double-double of the season with 16 points, 10 rebounds and four assists in 30 minutes at PHX on 11/21 ... Registered a season-high 28 points on 10-12 shooting, nine rebounds, four assists and two blocks in 37 minutes vs. CHI on 11/19 ... Posted 23 points, with four rebounds and a season-high four assists in 34 minutes vs. ATL on 11/12 ... Recorded his first double-double of the season with 15 points (6-12 FG's), 10 rebounds and one assist in 28 minutes at MEM on 11/1 ... Posted a season-high 20 points on 9-13 shooting, seven rebounds and one assist in 34 minutes at UTA on 10/26 ... Recorded 12 points on 5-14 shooting, nine rebounds and one assist in 28 minutes vs. CLE on 10/25.

CAREER:

NBA: Appeared in 528 career NBA regular season games (439 starts), all with Orlando and Denver averaging 13.0 points, 6.3 rebounds and 2.5 assists in 28.9 minutes ... Has posted 85 career double-doubles and two triple-doubles ... Scored 30+ points in 12 games and 40+ points twice ... **2020-21 (Denver/Orlando):** Acquired via trade from Orlando on 3/25/21 ... In 50 games (50 starts), held averages of 10.2 points, 4.7 rebounds and 2.2 assists in 25.9 minutes per game ... Posted 17 points on 8-14 shooting, six rebounds, three assists and two steals at CHA on 5/11 ... Tallied 17 points on 6-11 shooting including 2-5 from three, six rebounds and two assists at GSW on 4/23 ... Posted 16 points on 7-11 shooting, nine rebounds and three assists in 27 minutes vs. MIA on 4/14 ... Recorded 24 points on 10-13 shooting, seven rebounds, two assists and two blocks in 35 minutes vs. ORL on 4/4 ... Posted 14 points on 6-13 shooting, six rebounds, six assists and three steals in 39 minutes at LAC on 4/1 ... Recorded 13 points on 6-9 shooting, two rebounds and one assist in his Nuggets debut vs. ATL on 3/28 ... Scored in double figures 19 times, 20+ points four times and 30+ points once, including a season-high 38 points on Mar. 19 vs. Brooklyn ... Had 10+ rebounds three times, including a career-high 17 rebounds on Jan. 18 @ New York ... Recorded triple-double on Jan. 18 @ New York with 18 points, career-high 17 rebounds and season-high 10 assists ... Second career triple-double ... Had at least one steal 12 times and two-or-more steals twice, including a season-high four steals on Dec. 23 vs. Miami ... Had at least one blocked shot 11 times and two-or-more blocks five times, including a career-high-tying four blocks on Jan. 20 @ Minnesota ... Missed 19 games due to injury/illness: missed one game (Jan. 8) due to left hamstring injury management, one game (Jan. 24) due to hip/back soreness, 15 games (Feb. 2-Mar. 3) due to a sprained left ankle and two games (Mar. 12-14) due to left ankle injury management ... Recorded his 2,000th career NBA field goal made on Jan. 15 @ Boston ... **2019-20 (Orlando):** Appeared in 62 games (all starts), averaging 14.4 points, 7.7 rebounds and 3.7 assists in 32.5 minutes ... Posted 20 double-doubles and one triple-double ... Recorded 17 points, 11 rebounds, 12 assists and two blocks for his first career triple-double vs. MIN on 2/28/20 ... Registered 14 points, a season-high tying 14 rebounds and four assists in 34 minutes vs. LAL on 12/11/19 ... Posted a season-high 32 points, five rebound and five assists in 34 minutes vs. PHX on 12/4/19 ... **2018-19 (Orlando):** Played and started in 78 games with Orlando, averaging 16.0 points, 7.4 rebounds and 3.7 assists in a team-high and career-high 33.8 minutes...Tied for 23rd in the NBA in minutes played and tied for 36th in rebounding...Led (or tied) the team in scoring 17 times, in rebounding 15 times and in assists 15 times...Scored in double figures 68 times, had 20+ points 24 times and 30+ points once...Pulled down 10+ rebounds 20 times, including a career-high-tying 16 rebounds on Oct. 17 vs. Miami...Had 19 double-doubles...Dished out ten assists on Feb. 5 @ Oklahoma City...Had at least one steal 44 times and two-or-more steals 12 times...Had at least one blocked shot 41 times and two-or-more blocks ten times...Dished out 500th career NBA assist on Nov. 30 @ Phoenix...Hit his 300th career NBA three-point field goal on Dec. 30 vs. Detroit...Played in his 300th career NBA game on Jan. 6 @ L.A. Clippers...Scored his 4,000th career NBA point on Mar. 8 vs. Dallas...Passed Tracy McGrady (2,067) for eighth all-time on the Magic's career rebounds list on Mar. 30 @ Indiana...Passed Tony Battie (205) for seventh all-time on the Magic's career blocked shots list on Mar. 2 @ Indiana...Missed four games due to injury: missed one game (Nov. 11) due to a sprained left ankle, one game (Nov. 28) due to low back tightness and two games (Jan. 19-21) due to a sore low back...Also appeared and started in five playoff games, averaging 15.2 points, 7.2 rebounds, 3.6 assists and 1.20 steals in 32.8 minutes ... **2017-18 (Orlando):** Played in 58 games (57 starts) with Orlando, averaging a career-high 17.6 points, a career-high 7.9 rebounds, 2.3 assists and 1.02 steals in a team-high 32.9 minutes...Tied for 22nd in the NBA in rebounding, tied for 34th in scoring and ranked 39th in minutes played...Led (or tied) the team in scoring a team-best 20 times, in rebounding 18 times and in assists three times...Scored in double figures a team-best 56 times, had 20+ points 16 times, 30+ points four times and 40+ points twice, including a career-high 41 points (14-18 FG, 5-5 3FG, 8-10 FT) on Oct. 24 vs. Brooklyn...Became the first player in Magic history to score 40+ points while going 5-of-5-or-better from three-point range ... Tallied 40 points, 15 rebounds, four assists, four steals and one block on Nov. 29 vs. Oklahoma City...Became the 13th player in Magic history to score 40+ points in a game, the fifth player (O'Neal, McGrady, Howard Vučević) to record 40+ points and 10+ rebounds in a game and the sixth player (Anderson, Howard, McGrady, O'Neal, Scott) to record multiple 40+ point games ... Also became the third player in the NBA since 2012-13 to tally 40+ points and 10+ rebounds at age 22 or younger (Anthony Davis, Karl-Anthony Towns) ... Had 10+ rebounds 17 times ... Recorded 17 double-doubles ... Recorded a career-high-tying four blocks on Nov. 27 @ Indiana...Logged a career-high 45 minutes on Dec. 6 vs. Atlanta ... Scored 2,000th career NBA point on Oct. 24 vs. Brooklyn ... Missed 24 total games due to injury: missed two games (Oct. 20-21) due to a sore left ankle, seven games (Dec. 9-13; Mar. 9-16) due to a concussion, five games (Dec. 17-26) due to a strained right calf, nine games (Jan. 30-Feb. 14) due to a strained left hip flexor and one game (Apr. 6) due to a sore right calf ... **2016-17 (Orlando):** Played in 80 games (72 starts) with Orlando, averaging 12.7 points, 5.1 rebounds and 1.9 assists in 28.7 minutes...As a starter, averaged 13.2 points, 5.2 rebounds and 2.0 assists in 29.3





minutes....Led (or tied) the team in scoring 12 times, in rebounding eight times and in assists three times...Scored in double figures 49 times, had 20+ points 12 times and 30+ points four times...Had 10+ rebounds seven times, including a career-high-tying 16 rebounds on Mar. 31 @ Boston...Recorded seven double-doubles...Recorded a career-high-tying four blocks on Mar. 17 @ Phoenix...Missed two games (Feb. 9-11) due to a bone bruise in his right foot...Participated in the Slam Dunk contest at NBA All-Star Weekend ... **2015-16 (Orlando):** Appeared in 78 games (37 starts) with Orlando, averaging 9.2 points, 6.5 rebounds and 1.6 assists in 23.9 minutes...As a starter, averaged 11.1 points, 8.2 rebounds and 2.2 assists in 28.6 minutes...Led (or tied) the team in scoring five times and in rebounding 20 times...Scored in double figures 38 times and had 20+ points five times...Had 10+ rebounds 15 times, including a career-high 16 rebounds on Feb. 1 @ San Antonio and Mar. 7 @ Golden State...Recorded 12 double-doubles...Posted his first career 20+ point/10+ rebound game on Mar. 11 @ Sacramento...Recorded a career-high four blocks on Nov. 13 vs. Utah and Feb. 7 vs. Atlanta...Recorded a career-high six steals on Feb. 19 vs. Dallas...Missed four total games due to injury - Missed one game (Dec. 8) due to a sprained right ankle and three games (Apr. 8-11) due to a concussion...Finished as runner-up during Slam Dunk contest at NBA All-Star Weekend, losing in a "dunk-off" to Minnesota's Zach LaVine ... **2014-15 (Orlando):** Played in 47 games (eight starts) during his rookie campaign with Orlando, averaging 5.2 points and 3.6 rebounds in 17.0 minutes...As a starter, averaged 6.8 points and 4.6 rebounds in 25.1 minutes...Ranked among all NBA rookies in rebounding (11th) and blocked shots (8th)...Led (or tied) the team in rebounding twice...Scored in double figures six times ... Recorded first career NBA double-double with 10 points and 12 rebounds on Apr. 4 @ Milwaukee...Made his NBA regular season debut on Oct. 28 @ New Orleans, tallying 11 points, three rebounds, one steal and one blocked shot in 28 minutes...Made his first NBA start on Jan. 25 vs. Indiana, tallying nine points, four rebounds and one blocked shot in 21 minutes ... Missed 34 games due to injury: Missed 31 games (Nov. 17-Jan. 14) due to a fractured fifth metatarsal in his left foot (underwent surgery on Nov. 21), one game (Feb. 4) due to a sore left foot and two games (Feb. 27-Mar. 1) due to a sprained right ankle ... On the Inactive List once.

PLAYOFFS:

Career: Has appeared in 20 games (all starts), averaging 12.8 points, 6.3 rebounds and 2.6 assists in 31.2 minutes ... Posted three career playoff double-doubles ... **2022 (Denver):** Appeared in five games (all starts), averaging 13.8 points, 7.2 rebounds, 2.6 assists and 1.20 blocks in 32.0 minutes in the first round vs. GSW ... Recorded one double-double ... Registered a playoff season-high 21 points (10-13 FG), six rebounds, a playoff season-high tying four assists and two blocks in 35 minutes in game four vs. GSW on 4/24 ... Finished with 18 points (7-13 FG), a playoff career-high 12 rebounds and a playoff season-high tying four assists in 34 minutes for his third career playoff double-double in game three vs. GSW on 4/21 ... **2021 (Denver):** Played in 10 games (all starts), averaging 11.1 points, 5.4 rebounds and 2.0 assists in 29.9 minutes ... Appeared in all four games (all starts) vs. PHX in the second round, averaging 9.0 points, 3.8 rebounds and 1.5 assists in 29.5 minutes ... Posted 18 points, four rebounds, two assists and three steals in 29 minutes at PHX on 6/7/21 ... Played in all six games vs. POR in the first round, averaging 12.5 points, 6.5 rebounds and 2.3 assists in 30.1 minutes ... Recorded 14 points, 10 rebounds and four assists in 39 minutes vs. POR on 6/1/21 ... **2019 (Orlando):** Appeared and started in five playoff games, averaging 15.2 points, 7.2 rebounds, 3.6 assists and 1.20 steals in 32.8 minutes.

CAREER TRANSACTIONS:

Traded to Denver from Orlando on 3/25/21 ... Signed as a free agent with Orlando on 7/6/18 ... Signed a multi-year contract with Orlando on 7/2/14 ... Selected by Orlando in the first round (fourth overall) of the 2014 NBA Draft.

COLLEGE:

Played and started in all 38 games during his only season at the University of Arizona, averaging 12.4 points, 8.0 rebounds, 2.0 assists and 1.03 blocks in 31.2 minutes ... Helped the Wildcats to a 33-5 record, a Pac-12 regular season championship and an Elite Eight appearance in the 2014 NCAA Tournament ... Led Arizona in rebounding (seventh in conference), while ranking second in both scoring and blocked shots (11th in conference) ... Named First Team All-Pac-12 and the 2013-14 Pac-12 Freshman of the Year ... Also earned Third Team All-American honors by *The Sporting News* and Honorable Mention by *The Associated Press* ... Was one of six finalists for the Wayman Tisdale National Freshman of the Year Award.

PERSONAL:

Full name is Aaron Addison Gordon ... Older brother, Drew, played collegiately at New Mexico and UCLA ... He later played professionally in both Turkey and Italy in 2013-14, and also has NBA Summer League experience with Dallas, Sacramento and Utah ... Father, Eddy, played basketball at San Diego State and signed as a free agent with the NFL's New England Patriots as a tight end ... Sister, Elisabeth, played collegiately at Harvard ... Recognized for his tremendous efforts in the Central Florida community as the co-winner of the Rich and Helen DeVos Community Enrichment Award in 2019.

AARON GORDON - NBA REGULAR SEASON STATISTICS

SEASON	TEAM	GP	GS	MIN	FG	FGA	FG%	3PM	3PA	3P%	FT	FTA	FT%	OR	DR	TOT	A	ST	TO	BS	PTS	PPG
2014-15	ORL	47	8	797	93	208	.447	13	48	.271	44	61	.721	46	123	169	33	21	38	22	243	5.2
2015-16	ORL	78	37	1,863	274	579	.473	42	142	.296	129	193	.668	154	353	507	128	59	66	55	719	9.2
2016-17	ORL	80	72	2,298	393	865	.454	77	267	.288	156	217	.719	116	289	405	150	65	89	40	1,019	12.7
2017-18	ORL	58	57	1,909	375	865	.434	115	342	.336	157	225	.698	87	370	457	136	59	107	45	1,022	17.6
2018-19	ORL	78	78	2,633	470	1,046	.449	121	347	.349	185	253	.731	129	445	574	289	57	162	56	1,246	16.0
2019-20	ORL	62	62	2,017	335	767	.437	73	237	.308	151	224	.674	107	368	475	228	51	100	39	894	14.4
2020-21	ORL	25	25	736	128	293	.437	42	112	.375	66	105	.629	39	127	166	105	16	67	20	364	14.6
Went from ORL to DEN.																						
2020-21	DEN	25	25	648	103	206	.500	17	64	.266	31	44	.705	38	80	118	56	17	30	14	254	10.2
2020-21	TOT	50	50	1,383	231	499	.463	59	176	.335	97	149	.651	77	207	284	161	33	97	34	618	12.4
2021-22	DEN	75	75	2,376	434	834	.520	87	260	.335	171	230	.743	125	314	439	188	44	133	44	1,126	15.0
TOTALS		528	439	15,273	2,605	5,663	.460	587	1,819	.323	1,090	1,552	.702	841	2,469	3,310	1,313	389	792	335	6,887	13.0
AVERAGE		--	--	28.9	4.9	10.7	--	1.1	3.4	--	2.1	2.9	--	1.6	4.7	6.3	2.5	0.7	1.5	0.6	13.0	--

AARON GORDON - NBA POSTSEASON STATISTICS

SEASON	TEAM	GP	GS	MIN	FG	FGA	FG%	3PM	3PA	3P%	FT	FTA	FT%	OR	DR	TOT	A	ST	TO	BS	PTS	PPG
2018-19	ORL	5	5	164	29	62	.468	8	20	.400	10	19	.526	11	25	36	18	6	13	1	76	15.2
2019-20	ORL	0	0	0	0	0	0	0	0	0	0	0	0	0	0	0	0	0	0	0	0	0.0
2020-21	DEN	10	10	299	43	99	.434	9	23	.391	16	25	.640	21	33	54	20	5	14	3	111	11.1
2021-22	DEN	5	5	160	23	54	.426	3	15	.200	20	28	.714	18	18	36	13	2	8	6	69	13.8
TOTALS		20	20	621	95	215	.442	20	58	.345	46	72	.639	50	76	126	51	13	35	10	256	12.8
AVERAGE		--	--	31.1	4.8	10.8	--	1.0	2.9	--	2.3	3.6	--	2.5	3.8	6.3	2.5	0.7	1.8	0.5	12.8	--





REG CAREER HIGHS		POST CAREER HIGHS	
PTS	41 vs. BKN 10/24/17	PTS	25 vs. TOR 4/21/19
FGM	14 3 times (vs. BKN, 3/19/21)	FGM	10 vs. TOR 4/21/19
FGA	26 vs. CLE 1/6/18	FGA	17 vs. TOR 4/21/19
3FGM	7 vs. BKN 3/19/21	3FGM	3 at TOR 4/16/19
3FGA	12 vs. OKC 11/29/17	3FGA	6 vs. TOR 4/21/19
FTM	13 vs. BOS 1/12/19	FTM	10 vs. GSW 4/24/22
FTA	15 vs. NOP 3/6/22	FTA	13 vs. GSW 4/24/22
OREB	7 at NYK 1/18/21	OREB	6 vs. GSW 4/21/22
DREB	15 vs. OKC 11/29/17	DREB	7 at TOR 4/13/19
TREB	17 at NYK 1/18/21	TREB	12 vs. GSW 4/21/22
ASTS	12 vs. MIN 2/28/20	ASTS	7 vs. TOR 4/19/19
STLS	6 vs. DAL 2/19/16	STLS	3 2 times (@ PHX, 6/7/21)
BLKS	4 6 times (@ LAL, 5/3/21)	BLKS	2 2 times (@ GSW, 4/27/22)
MINS	45 vs. ATL 12/6/17	MINS	40 at GSW 4/27/22





#32 JEFF GREEN

Position: Forward
 Height: 6'8"
 Weight: 235
 DOB: 8/28/1986
 College: Georgetown
 Pro Experience: 14 Years

2021-22 STATS:

PPG: 10.3
 RPG: 3.1
 APG: 1.3

MILE HIGH BASKETBALL

2021-22:

PPG: 10.3 RPG: 3.1 APG: 1.3 MPG: 24.7 10+ PTS: 37 20+ PTS: 4

10+ REB: 1 10/10: 1

Played in 75 games (63 starts), averaging 10.3 points, 3.1 rebounds and 1.3 assists in 24.7 minutes ... Scored 20+ points four times and had one double-double ... Posted 16 points on 7-10 shooting, three rebounds and two assists in 26 minutes vs. LAC on 3/22 ... Recorded 18 points on 7-11 shooting, five rebounds and one assist in 32 minutes vs. GSW on 3/7 ... Posted 19 points on 6-10 shooting, five rebounds and a season-high five assists in 31 minutes at TOR on 2/12 ... Tallied 20 points on 8-12 shooting, four rebounds and one assist in 29 minutes at DET on 1/25 ... Posted a season-high 26 points on 10-14 shooting, four assists and three rebounds in 29 minutes vs. LAL on 1/15 ... Tallied 19 points on 9-11 shooting, five rebounds and three assists in 30 minutes vs. POR on 1/13 ... Posted 18 points on 7-9 shooting, three rebounds and one assist in 16 minutes vs. SAC on 1/7 ... Tallied a season-high 20 points on 8-13 shooting, five rebounds and four assists in 32 minutes at ATL on 12/17 ... Posted 15 points (6-10 FG's, 3-5 3FG's), four rebounds and one block in 29 minutes vs. MIL on 11/26 ... Recorded a season-high 19 points (6-10 FG's, 6-8 FT's) and three rebounds in 30 minutes at PHX on 11/21 ... Registered 16 points on 5-6 shooting, four rebounds and two steals in 31 minutes vs. ATL on 11/12 ... Posted 13 points (5-12 FG's) and two rebounds in 34 minutes in his first start of the season vs. MIA on 11/5. Recorded a season-high 14 points (5-6 FG's), three rebounds and one assist in 16 minutes vs. DAL on 10/29.

CAREER:

NBA: Appeared in 1051 games (646 starts), averaging 12.6 points, 4.3 rebounds and 1.5 assists in 29.0 minutes ... **Honors:** Named to the 2007-08 NBA All-Rookie First Team ... **2020-21 (Brooklyn):** Appeared in 68 games (38 starts), averaging 11.0 points, 3.9 rebounds and 1.6 assists in 27.0 minutes ... Recorded 15 points, a season-high tying nine rebounds and a season-high six assists at NOP on 4/20/21 ... Posted a season-high 23 points (7-10 FG, 4-5 3FG), seven rebounds, three assists and two blocks in 30 minutes at WAS on 1/31/21 ... **2019-20 (Utah/Houston):** Played in 48 games (four starts), averaging 9.4 points, 2.8 rebounds and 1.0 assists in 20.0 minutes ... Posted a season-high 22 points and six rebounds in 28 minutes at POR on 8/4/20 ... Recorded 20 points, a season-high eight rebounds, two assists and three steals in 29 minutes at CHA on 3/7/20 ... Registered 11 points, five rebounds and a season-high tying four assists in 23 minutes vs. MEM on 2/26/20 ... **2018-19 (Washington):** Appeared in 77 games (44 starts), averaging 12.3 points, 4.0 rebounds and 1.8 assists in 27.2 minutes ... Posted a season-high 26 points, five rebounds and five assists in 36 minutes vs. ATL on 2/4/19 ... Registered 13 points, seven rebounds, a career-high tying seven assists, two steals and three blocks in 38 minutes vs. CHAR on 12/29/18 ... Recorded seven points and a season-high 13 rebounds in 25 minutes vs. POR on 11/18/18 ... **2017-18 (Cleveland):** Played in 78 games (13 starts), averaging 10.8 points, 3.2 rebounds and 1.3 assists in 23.4 minutes ... Posted a season-high 33 points, five rebounds and three assists in 41 minutes at PHI on 4/6/18 ... Registered 10 points, four rebounds, a season-high tying five assists and two steals in 25 minutes vs. POR on 1/2/18 ... Recorded 14 points, a season-high 10 rebounds and three assists for his lone double-double of the year ... **2016-17 (Orlando):** Appeared in 69 games (11 starts), averaging 9.2 points, 3.1 rebounds and 1.2 assists in 22.2 minutes ... Posted 20 points (6-9 FG) and three rebounds in 25 minutes at WAS on 12/6/16 ... Registered 11 points, four rebounds and a season-high tying four assists in 31 minutes at MIL on 11/21/16 ... Recorded 10 points, a season-high 10 rebounds and two assists in 28 minutes at CLE on 10/29/16 ... **2015-16 (Memphis/LA Clippers):** Played in 80 games (41 starts), averaging 11.7 points, 4.2 rebounds and 1.7 assists in 28.2 minutes ... Posted a season-high 30 points (11-18 FG), eight rebounds and two steals in 31 minutes vs. ORL on 1/25/16 ... Recorded 19 points (8-14 FG), a season-high 12 rebounds, four assists and three steals in 38 minutes for his lone double-double at WAS on 12/23/15 ... Registered 13 points, four rebounds and a season-high tying five assists in 25 minutes at PHX on 4/13/16 ... **2014-15 (Boston/Memphis):** Appeared in 78 games (70 starts), averaging 15.0 points, 4.2 rebounds and 1.7 assists in 31.5 minutes ... Registered 22 points (10-18 FG), three rebounds and five assists in 34 minutes vs. BKN on 12/26/14 ... Posted a season-high 35 points (14-28 FG, 5-12 3FG), seven rebounds, two assists and two blocks in 39 minutes at DAL on 11/3/14 ... Recorded 11 points, a season-high 10 rebounds and two assists in 38 minutes at PHI on 11/19/14 for his lone double-double of the year ... **2013-14 (Boston):** Played in all 82 games (all starts), averaging 16.9 points, 4.6 rebounds and 1.7 assists in 34.2 minutes ... Posted a season-high 39 points (14-26 FG), nine rebounds and three steals in 46 minutes at WAS on 1/22/14 ... Recorded 24 points (11-17 FG), a season-high tying 11 rebounds and two assists in 37 minutes at GSW on 1/10/14 for his second double-double of the year ... Registered 18 points, three rebounds and a season-high six assists in 41 minutes at MIL on 11/30/13 ... **2012-13 (Boston):** Appeared in 81 games (17 starts), averaging 12.8 points, 3.9 rebounds and 1.6 assists in 27.8 minutes ... Recorded 19 points, a season-high 10 rebounds and a season-high six assists vs. NYK on 3/26/13 for his only double-double of the year ... Posted a career-high 43 points (14-21 FG, 5-7 3FG), seven rebounds, two assists, two steals and four blocks in 40 minutes vs. MIA on 3/18/13 ... **2011-12:** Missed season due to illness (heart condition) ... **2010-11 (Oklahoma City/Boston):** Played in 75 games (51 starts), averaging 13.3 points, 4.8 rebounds and 1.4 assists in 32.4 minutes ... Recorded 20 points, a career-high tying 15 rebounds, four assists and two steals in 47 minutes at WAS on 4/11/11 for his fourth double-double of the year ... Registered 17 points, four rebounds and a season-high seven assists in 38 minutes at TOR on 12/3/10 ... Posted a season-high 37 points (12-21 FG, 4-5 3FG), five rebounds and four assists in 54 minutes at NJN on 12/11/10 ... **2009-10 (Oklahoma City):** Appeared in all 82 games (all starts), averaging 15.1 points, 6.0 rebounds and 1.6 assists in 37.1 minutes ... 11 double-doubles ... Registered 11 points, 10 rebounds and a season-high tying five assists in 41 minutes vs. DEN on 4/7/10 for his 11th double-double of the year ... Posted a season-high 27 points (11-16 FG, 3-4 3FG), six rebounds, two assists and three steals in 40 minutes vs. NJN on 3/12/10 ... Recorded 19 points (8-15 FG), a season-high tying 14 rebounds and two assists in 39 minutes vs. WAS on 11/20/09 for his third double-double of the year ... **2008-09 (Oklahoma City):** Played in 78 games (all starts), averaging 16.5 points, 6.7 rebounds and 2.0 assists in 36.8 minutes ... 13 double-doubles ... Recorded 27 points, a season-high 15 rebounds, a season-high six assists and two steals in 41 minutes at GSW on 2/21/09 for his fifth double-double of the year ... Posted a season-high 33 points (14-23 FG), four rebounds and four assists in 43 minutes at SAS on 12/14/08 ... **2007-08 (Seattle):** Appeared in 80 games (52 starts), averaging 10.5 points, 4.7 rebounds and 1.5 assists in 28.2 minutes ... Posted 35 minutes (14-21 FG), 10 rebounds and three assists in 49 minutes vs. DEN on 4/6/08 for his third double-double of the year ... Recorded 14 points and a season-high tying 14 rebounds in 33 minutes vs. NJN on 11/23/07 for his second double-double of the year.





PLAYOFFS:

Career: Appeared in 83 games (23 starts) over nine playoff runs, averaging 9.6 points, 3.7 rebounds and 1.3 assists in 27.0 minutes ... **2022 (Denver):** Appeared in five games (all starts), averaging 3.8 points and 3.6 rebounds in 22.6 minutes in the first round vs. GSW ... Registered two points and a playoff season-high nine rebounds in 29 minutes in game five at GSW on 4/27 ... Recorded a playoff season-high seven points (2-3 FG, 2-2 3FG) and four rebounds in 23 minutes at GSW in game one on 4/16 ... **2021 (Brooklyn):** Played in six games (one start), averaging 8.2 points, 2.8 rebounds and 1.7 assists in 24.7 minutes ... Appeared in four games vs. MIL in the second round, averaging 10.0 points, 3.3 rebounds and 1.8 assists in 27.4 minutes ... Posted 27 points and three assists in 35 minutes at MIL on 6/15/21 ... Played in two games vs. BOS in the first round, averaging 4.5 points, 2.0 rebounds and 1.5 assists in 19.3 minutes ... **2020 (Houston):** Appeared in 12 games, averaging 11.6 minutes, 5.0 rebounds and 1.6 assists in 28.4 minutes ... Played in five games vs. LAL in the second round, averaging 9.0 points, 3.0 rebounds and 1.4 assists in 26.4 minutes ... Appeared in seven games vs. OKC in the first round, averaging 13.4 points, 6.4 rebounds and 1.7 assists in 29.9 minutes ... Recorded nine points and 10 rebounds in 31 minutes vs. OKC on 8/29/20 ... Posted 22 points (8-13 FG, 5-8 3FG), seven rebounds, three assists and two blocks in 38 minutes at OKC on 8/22/20 ... Registered 22 points (8-12 FG), six rebounds and four assists in 32 minutes vs. OKC on 8/18/20 ... **2018 (Cleveland):** Played in 22 games (two starts), averaging 7.7 points, 2.4 rebounds and 1.5 assists in 23.8 minutes ... Appeared in four games vs. GSW in the NAB Finals, averaging 5.3 points, 1.3 rebounds and 2.0 assists in 24.4 minutes ... Played in seven games vs. BOS in the Eastern Conference Finals, averaging 8.7 points and 3.4 rebounds in 26.5 minutes ... Posted 19 points (7-14 FG) and eight rebounds in 42 minutes at BOS on 5/27/18 ... Appeared in four games vs. TOR in the second round, averaging 12.3 points, 2.3 rebounds and 1.8 assists 23.8 minutes ... Played in seven games vs. IND in the first round, averaging 5.6 points, 2.1 rebounds and 1.6 assists in 20.8 minutes ... **2016 (LA Clippers):** Appeared in six games (one start), averaging 10.2 points and 3.2 rebounds in 26.5 minutes ... Posted 17 points (6-10 FG), six rebounds, two assists and three steals in 37 minutes vs. POR on 4/27/16 ... **2015 (Memphis):** Played in 11 games (two starts), averaging 8.9 points, 4.7 rebounds and 1.7 assists in 27.1 minutes ... Appeared in six games vs. GSW in the second round, averaging 8.7 points, 4.0 rebounds and 1.8 assists in 28.6 minutes ... Posted 12 points (4-8 FG), three rebounds and three assists in 34 minutes vs. GSW on 5/11/15 ... Registered nine points, two rebounds and four assists in 27 minutes at GSW on 5/3/15 ... Played in five games vs. POR in the first round, averaging 9.2 points, 5.6 rebounds and 1.6 assists in 25.3 minutes ... Recorded 10 points and seven rebounds in 23 minutes vs. POR on 4/29/15 ... **2013 (Boston):** Appeared in six games (all starts), averaging 20.3 minutes, 5.3 rebounds and 2.3 assists in 43.0 minutes ... Recorded 21 points, nine rebounds and four assists in 44 minutes vs. NYK on 4/26/13 ... Posted 26 points (8-15 FG, 3-5 3FG), seven rebounds, two assists and three blocks in 46 minutes at NYK on 4/20/13 ... **2011 (Boston):** Played in nine games, averaging 7.3 points and 2.7 rebounds in 19.2 minutes ... Appeared in five games vs. MIA in the second round, averaging 8.4 points and 2.0 rebounds in 21.1 minutes ... Posted 11 points, four rebounds and two steals in 22 minutes at MIA on 5/3/11 ... Played in for games vs. NYK in the first round, averaging 6.0 points and 3.5 rebounds in 16.8 minutes ... Recorded five points and seven rebounds in 17 minutes at NYK on 4/24/11 ... **2010 (Oklahoma City):** Appeared in six games (six starts), averaging 11.8 points, 4.7 rebounds and 1.7 assists in 37.3 minutes ... Posted 16 points (6-12 FG), three rebounds and three assists in 42 minutes vs. LAL on 4/30/10 ... Recorded 15 points, nine rebounds and two assists in 38 minutes vs. LAL on 4/24/10.

CAREER TRANSACTIONS:

Signed a multi-year contract with the Denver Nuggets on 8/11/21 ... Signed as a free agent with the Brooklyn Nets on 11/23/20 ... Signed a contract for the rest of the season with the Rockets on 2/28/20 ... Signed a 10-day contract with the Houston Rockets on 2/18/20 ... Waived by the Jazz on 12/24/19 ... Signed as a free agent with the Utah Jazz on 7/20/19 ... Signed as a free agent with the Washington Wizards on 7/10/18 ... Signed a contract with the Cleveland Cavaliers on 7/11/17 ... Signed a contract with the Orlando Magic on 7/7/16 ... Traded to the LA Clippers on 2/18/16 ... Traded to the Memphis Grizzlies on 1/12/15 ... Traded to the Boston Celtics on 2/24/11 ... Traded to the Seattle SuperSonics on 6/28/07 ... Drafted by the Boston Celtics with the fifth overall pick in the 2007 NBA Draft.

COLLEGE:

Career: Played three seasons at Georgetown, averaging 13.1 points, 6.5 rebounds and 3.1 assists in 33.2 minutes over 102 games ... 2006-07 (Junior): Played in 37 games, averaging 14.3 points, 6.4 rebounds and 3.2 assists ... 2005-06 (Sophomore): Appeared in 33 games, averaging 11.9 points, 6.5 rebounds and 3.3 assists ... 2004-05 (Freshman): Played in 32 games, averaging 13.1 points, 6.6 rebounds and 2.9 assists.

JEFF GREEN - NBA REGULAR SEASON STATISTICS

SEASON	TEAM	GP	GS	MIN	FG	FGA	FG%	3PM	3PA	3P%	FT	FTA	FT%	OR	DR	TOT	A	ST	TO	BS	PTS	PPG
2007-08	SEA	80	52	2,253	320	749	.427	21	76	.276	177	238	.744	101	278	379	119	46	158	49	838	10.5
2008-09	OKC	78	78	2,873	476	1,068	.446	96	247	.389	242	307	.788	120	399	519	155	81	173	33	1,290	16.5
2009-10	OKC	82	82	3,043	485	1,070	.453	104	312	.333	165	223	.740	112	378	490	134	104	135	72	1,239	15.1
2010-11	OKC	49	49	1,815	270	618	.437	56	184	.304	148	181	.818	57	217	274	89	40	76	21	744	15.2
Went from OKC to BOS.																						
2010-11	BOS	26	2	612	98	202	.485	8	27	.296	50	63	.794	16	70	86	19	13	23	16	254	9.8
2010-11	TOT	75	51	2,427	368	820	.449	64	211	.303	198	244	.811	73	287	360	108	53	99	37	998	13.3
2012-13	BOS	81	17	2,252	376	806	.467	70	182	.385	214	265	.808	55	263	318	128	56	132	68	1,036	12.8
2013-14	BOS	82	82	2,805	482	1,171	.412	135	396	.341	283	356	.795	54	326	380	138	57	165	47	1,382	16.9
2014-15	BOS	33	33	1,093	206	475	.434	47	154	.305	121	144	.840	21	120	141	53	27	56	13	580	17.6
Went from BOS to MEM.																						
2014-15	MEM	45	37	1,361	210	492	.427	50	138	.362	118	143	.825	43	144	187	81	26	52	21	588	13.1
2014-15	TOT	78	70	2,454	416	967	.430	97	292	.332	239	287	.833	64	264	328	134	53	108	34	1,168	0.0
2015-16	MEM	53	31	1,544	240	557	.431	42	136	.309	124	155	.800	55	186	241	98	40	69	19	646	12.2
Went from MEM to LAC.																						
2015-16	LAC	27	10	709	114	267	.427	25	77	.325	40	65	.615	19	72	91	40	18	24	21	293	10.9
2015-16	TOT	80	41	2,252	354	824	.430	67	213	.315	164	220	.745	74	258	332	138	58	93	40	939	11.7
2016-17	ORL	69	11	1,534	220	558	.394	53	193	.275	145	168	.863	39	175	214	81	37	75	13	638	9.2
2017-18	CLE	78	14	1,828	295	618	.477	53	170	.312	203	234	.868	60	186	246	99	41	75	34	846	10.8
2018-19	WAS	77	44	2,097	326	687	.475	111	320	.347	183	206	.888	57	252	309	137	43	101	39	946	12.3
2019-20	UTA	30	2	553	75	195	.385	34	104	.327	49	63	.778	14	67	81	20	12	27	10	233	7.8
Went from UTA to HOU.																						
2019-20	HOU	18	2	407	84	149	.564	28	79	.354	24	28	.857	10	42	52	30	14	15	9	220	12.2
2019-20	TOT	48	4	959	159	344	.462	62	183	.339	73	91	.802	24	109	133	50	26	42	19	453	9.4
2020-21	BKN	68	38	1,835	261	530	.492	103	250	.412	125	161	.776	34	229	263	108	36	54	27	750	11.0
2021-22	DEN	75	63	1,849	277	529	.524	53	168	.315	165	198	.833	41	190	231	96	28	71	27	772	10.3
TOTALS		1,051	647	30,456	4,815	10,741	.448	1,089	3,213	.339	2,576	3,198	.806	908	3,594	4,502	1,625	719	1,481	539	13,295	12.6
AVERAGE		--	--	29.0	4.6	10.2	--	1.0	3.1	--	2.5	3.0	--	0.9	3.4	4.3	1.5	0.7	1.4	0.5	12.6	--





JEFF GREEN - NBA POSTSEASON STATISTICS

SEASON	TEAM	GP	GS	MIN	FG	FGA	FG%	3PM	3PA	3P%	FT	FTA	FT%	OR	DR	TOT	A	ST	TO	BS	PTS	PPG
2009-10	OKC	6	6	224	23	70	.329	8	27	.296	17	20	.850	6	22	28	10	4	6	3	71	11.8
2010-11	BOS	9	0	173	23	53	.434	7	16	.438	13	18	.722	6	18	24	2	5	12	4	66	7.3
2012-13	BOS	6	6	258	37	85	.435	10	22	.455	38	45	.844	6	26	32	14	2	19	4	122	20.3
2014-15	MEM	11	2	298	36	108	.333	4	18	.222	22	26	.846	9	43	52	19	5	16	5	98	8.9
2015-16	LAC	6	1	159	21	46	.457	4	10	.400	15	25	.600	3	16	19	4	6	3	2	61	10.2
2017-18	CLE	22	2	523	58	142	.408	21	70	.300	33	46	.717	7	46	53	32	7	17	15	170	7.7
2019-20	HOU	12	0	341	51	103	.495	23	54	.426	14	17	.824	5	55	60	19	6	15	6	139	11.6
2020-21	BKN	6	1	148	16	33	.485	10	18	.556	7	8	.875	4	13	17	10	3	3	2	49	8.2
2021-22	DEN	5	5	113	6	17	.353	3	8	.375	4	5	.800	7	11	18	2	3	2	2	19	3.8
TOTALS		83	23	2,233	271	657	.412	90	243	.370	163	210	.776	53	250	303	112	41	93	43	795	9.6
AVERAGE		--	--	26.9	3.3	7.9	--	1.1	2.9	--	2.0	2.5	--	0.6	3.0	3.7	1.3	0.5	1.1	0.5	9.6	--

	REG CAREER HIGHS		POST CAREER HIGHS
PTS	43 vs. MIA 3/18/13	PTS	27 vs. MIL 6/15/21
FGM	14 5 times (@ DAL, 11/3/14)	FGM	9 vs. NYK 4/28/13
FGA	28 at DAL 11/3/14	FGA	22 vs. NYK 4/28/13
3FGM	8 at WAS 1/22/14	3FGM	7 vs. MIL 6/15/21
3FGA	16 at WAS 1/22/14	3FGA	9 at BOS 5/27/18
FTM	13 2 times (@ SAC, 2/22/14)	FTM	11 vs. NYK 5/3/13
FTA	18 at SAC 2/22/14	FTA	14 vs. NYK 5/3/13
OREB	8 at MEM 11/19/07	OREB	3 3 times (@ GSW, 4/27/22)
DREB	11 6 times (@ CHI, 12/6/21)	DREB	10 vs. OKC 8/29/20
TREB	15 2 times (@ WAS, 4/11/11)	TREB	10 vs. OKC 8/29/20
ASTS	7 2 times (vs. CHA, 12/29/18)	ASTS	5 at GSW 5/31/18
STLS	4 9 times (@ GSW, 3/23/16)	STLS	3 2 times (@ LAL, 9/4/20)
BLKS	5 at PHX 2/22/13	BLKS	3 at NYK 4/20/13
MINS	54 at NJN 12/1/10	MINS	48 vs. NYK 4/28/13





#3 BONES HYLAND

Position: Guard
 Height: 6'3"
 Weight: 173
 DOB: 9/14/2000
 College: VCU
 Pro Experience: 1 Years

2021-22 STATS:

PPG: 10.1
 RPG: 2.7
 APG: 2.8

MILE HIGH BASKETBALL

2021-22:

PPG: 10.1 RPG: 2.7 APG: 2.8 MPG: 19.0
 10+ PTS: 33 20+ PTS: 6 10+ REB: 1 10/10: 1

Appeared in 69 games (four starts), averaging 10.1 points, 2.7 rebounds and 2.8 assists in 19.0 minutes in his rookie season ... Scored 20+ points six times and recorded one double-double ... Registered 20 points on 8-14 shooting, seven assists and four rebounds in 27 minutes off the bench at IND on 3/30 ... Tallied 16 points on 6-8 shooting, three assists and two rebounds in 18 minutes off the bench vs. LAC on 3/22 ... Recorded 21 points on 7-14 shooting, four rebounds and two assists in 31 minutes vs. PHI on 3/14 ... Posted 17 points on 6-12 shooting and a career-high tying seven assists in just 19 minutes off the bench vs. TOR on 3/12 ... Tallied 19 points (6-8 FGs, 5-6 3FGs), four assists and two rebounds in 22 minutes vs. OKC on 3/2 ... Posted 14 points on 3-6 shooting from three, five rebounds, two assists and two steals in 29 minutes vs. ORL on 2/14 ... Recorded 22 points on 6-12 shooting, six rebounds and three assists in 25 minutes off the bench vs. NYL on 2/8 ... Posted a career-high 27 points (8-15 FGs, 6-1 3FGs), 10 rebounds, two assists and two steals in 33 minutes vs. LAL on 1/15 ... Tallied 17 points on 6-12 shooting, four rebounds and three assists in 23 minutes vs. POR on 1/13 ... Posted a career-high 24 points on 8-11 shooting, four rebounds, two assists and two blocks in 26 minutes at ATL on 12/17 ... Recorded 19 points on 5-8 3FG's, three assists and one steal at MIA on 11/29 ... Registered 18 points on 5-9 shooting (4-8 3FG's), three rebounds and three assists in 23 minutes vs. POR on 11/14 ... Posted 15 points on 5-10 shooting, six rebound and four assists in 21 minutes vs. ATL on 11/12 ... Recorded 12 points on 3-8 shooting, four assists and three rebounds in 22 minutes vs. IND on 11/10 ... Posted eight points on 2-5 3 FG's, three assists, one steal and one block in a season-high 18 minutes at MIN on 10/30.

PLAYOFFS:

2022: Played in five games, averaging 9.2 points, 2.0 rebounds and 3.2 assists in 17.4 minutes in the first round vs. GSW ... Registered a playoff career-high 15 points (5-10 FG, 3-6 3FG), a playoff career-high four rebounds and a playoff career-high seven assists in a playoff career-high 20 minutes ... Made his NBA Playoff debut on 4/16/22 at GSW, recording 10 points, two rebounds and three assists in 17 minutes.

CAREER TRANSACTIONS:

Drafted in the first round (26th overall) in the 2021 NBA Draft by the Denver Nuggets.

COLLEGE:

2020-21 (Sophomore): Appeared in 31 games (19 starts) for Baylor, averaging 19.5 points, 3.3 rebounds and 1.9 assists while shooting 37.1% from three ... Led the A-10 and finished 24th in NCAA Division I in three-pointers per game (2.9) ... Ranked 44th in the country in free throw percentage (86.2) ... Scored at least 30 points three times and had two six-steal games ... Recorded three point-rebound double-doubles ... Helped VCU to a 19-7 record and an NCAA Tournament berth ... 2019-20 (Freshman): Averaged 9.0 points, 2.2 rebounds and 1.8 assists appearing in 31 games (nine starts) ... Named to 2020 Atlantic 10 Conference All-Rookie Team ... Played in all 31 games and made nine starts, including in the final seven contests of the season ... Ranked third on the team in scoring at 9.0 points per game, matching the highest by a VCU freshman since the 1998-99 season; Averaged 11.0 points per game in conference play ... Set a VCU freshman record with 63 three-pointers ... Ranked third in the A-10 in 3-point field goal percentage at .434 (63-of-145), a mark that is also tied for sixth in school single-season history

PERSONAL:

Nickname is "Bones" ... Helped start an annual streetball tournament in his hometown of Wilmington, Del ... Developed a popular dance, "Tressi Bop," to honor his friends and celebrate his favorite basketball shot (three-pointer).

BONES HYLAND - NBA REGULAR SEASON STATISTICS

SEASON	TEAM	GP	GS	MIN	FG	FGA	FG%	3PM	3PA	3P%	FT	FTA	FT%	OR	DR	TOT	A	ST	TO	BS	PTS	PPG
2021-22	DEN	69	4	1,310	230	571	.403	131	358	.366	107	125	.856	14	174	188	191	41	86	20	698	10.1
TOTALS		69	4	1,309	230	571	.403	131	358	.366	107	125	.856	14	174	188	191	41	86	20	698	10.1
AVERAGE		--	--	19.0	3.3	8.3	--	1.9	5.2	--	1.6	1.8	--	0.2	2.5	2.7	2.8	0.6	1.2	0.3	10.1	--





BONES HYLAND - NBA POSTSEASON STATISTICS

SEASON	TEAM	GP	GS	MIN	FG	FGA	FG%	3PM	3PA	3P%	FT	FTA	FT%	OR	DR	TOT	A	ST	TO	BS	PTS	PPG
2021-22	DEN	5	0	87	13	36	.361	8	23	.348	12	14	.857	1	9	10	16	1	6	0	46	9.2
TOTALS		5	0	86	13	36	.361	8	23	.348	12	14	.857	1	9	10	16	1	6	0	46	9.2
AVERAGE		--	--	17.2	2.6	7.2	--	1.6	4.6	--	2.4	2.8	--	0.2	1.8	2.0	3.2	0.2	1.2	0.0	9.2	--

	REG CAREER HIGHS		POST CAREER HIGHS
PTS	27 vs. LAL 1/15/22	PTS	15 vs. GSW 4/24/22
FGM	8 3 times (@ IND, 3/30/22)	FGM	5 vs. GSW 4/24/22
FGA	15 2 times (vs. LAL, 4/10/22)	FGA	10 2 times (vs. GSW, 4/24/22)
3FGM	6 vs. LAL 1/15/22	3FGM	3 vs. GSW 4/24/22
3FGA	12 vs. MIN 4/1/22	3FGA	7 at GSW 4/16/22
FTM	6 3 times (vs. MIN, 4/1/22)	FTM	6 at GSW 4/18/22
FTA	9 vs. PHX 3/24/22	FTA	6 at GSW 4/18/22
OREB	2 vs. TOR 3/12/22	OREB	1 vs. GSW 4/24/22
DREB	9 vs. LAL 1/15/22	DREB	3 vs. GSW 4/24/22
TREB	10 vs. LAL 1/15/22	TREB	4 vs. GSW 4/24/22
ASTS	7 6 times (vs. MEM, 4/7/22)	ASTS	7 vs. GSW 4/24/22
STLS	3 2 times (@ CLE, 3/18/22)	STLS	1 vs. GSW 4/24/22
BLKS	3 vs. LAL 4/10/22	BLKS	--
MINS	37 vs. UTA 1/16/22	MINS	20 vs. GSW 4/24/22





#15 NIKOLA JOKIC

Position: Center
Height: 7'0"
Weight: 284
DOB: 2/19/1995
College: KK Mega Vizura
Pro Experience: 7 Years

2021-22 STATS:
PPG: 27.1
RPG: 13.8
APG: 7.9

MILE HIGH BASKETBALL

2021-22:

PPG: 27.1 **RPG:** 13.8 **APG:** 7.9 **MPG:** 33.5 **10+ PTS:** 73 **20+ PTS:** 66 **30+ PTS:** 22
40+ PTS: 3 **10+ REB:** 66 **20+ REB:** 4 **10+ AST:** 20 **10/10:** 66 **10/10/10:** 19

Played in 74 games (all starts), averaging 27.1 points, 13.8 rebounds, 7.9 assists and 1.47 steals in 33.5 minutes ... Finished the season with a league leading 66 double-doubles and 19 triple-doubles, setting a franchise record in triple doubles in a single season. Scored 30+ points 22 times and 40+ points three times ... Secured 20+ rebounds in four games and handed out 10+ assists in 20 games, including 15+ assists twice ... Was named to his fourth consecutive all-star team and selected as an all-star starter for the second straight year ... Earned Player of the Month honors in January and March/April and was named Player of the Week twice this season ... Recorded 38 points on 14-21 shooting and 10-12 from the line, 19 rebounds and eight assists in 43 minutes vs. MIN on 4/1 ... Posted his 19th triple double of the season with 26 points (9-17 FG's), 19 rebounds, 11 assists and two steals in 35 minutes at CHA on 3/28 ... Recorded 35 points on 13-15 shooting, 12 rebounds, eight assists and two steals in 35 minutes vs. OKC on 3/26 ... Posted his 18th triple double of the season with 32 points on 12-17 shooting, 15 rebounds and 13 assists in 35 minutes vs. GSW on 3/7 ... Recorded 46 points (30 in the fourth quarter and OT), on 16-22 shooting, 12 rebounds, 11 assists, four blocks and three steals in 43 minutes for his 17th triple double of the season (most for a season in franchise history) ... Tallied his 16th triple double of the season with 18 points, 11 assists and 10 rebounds vs. SAC on 2/26 ... Posted 35 points (13-24 FG's), 17 rebounds, eight assists and one steal in 34 minutes at GSW on 2/16 ... Recorded his 15th triple double of the season with 23 points, 16 rebounds and 11 assists in 34 minutes at BOS on 2/11 ... Posted his 14th triple double of the season with 27 points on 12-15 shooting, 12 rebounds and 10 assists in 30 minutes vs. BKN on 2/6 ... Tallied his 12th triple double of the season with 29 points on 11-19 shooting, 13 rebounds and 10 assists in 30 minutes at NOP on 1/28 ... Recorded his fourth 20/20 game of the season with 28 points, 21 rebounds and nine assists in 34 minutes at DET on 1/25 ... Posted his fourth straight triple double with 26 points, 12 assists and 11 rebounds in 40 minutes vs. MEM on 1/21 ... Recorded a season-high 49 points (16-25 FG's), 14 rebounds, 10 assists and three steals in 41 minutes for his third straight triple double and 10th of the season vs. LAC on 1/19 ... Tallied his ninth triple double of the season and 66th of his career with 25 points, 15 rebounds, 14 assists and two steals in 37 minutes vs. UTA on 1/16 ... Posted his eighth triple double of the season, with 17 points, 13 assists and 12 rebounds in 28 minutes vs. LAL on 1/15 ... Tallied 26 points on 10-17 shooting, 21 rebounds, 11 assists and two blocks in 37 minutes vs. UTA on 1/15 ... Became the first player in Nuggets history to have back-to-back 20/20 games with 26 points, a career-high tying 22 rebounds and eight assists at LAC on 12/26 ... Posted his sixth triple double of the season, with 27 points, 11 assists and 10 rebounds in 35 minutes vs. MIN on 12/15 ... Tallied his fifth triple double of the season with 22 points (8-19 FG's), 13 rebounds and 10 assists in 35 minutes at SAS on 12/9 ... Posted his 61st career triple-double with a season-high 39 points (17-23 FG's), 11 assists, and 11 rebounds in 37 minutes at NOP on 12/8 ... Tallied his third triple-double of the season, posting, 17 points, a season-high 15 assists and 12 rebounds in 36 minutes at CHI on 12/6 ... Posted 32 points on 14-19 shooting, 11 rebounds and five assists in just 27 minutes at NYK on 12/4 ... Tallied 24 points, 15 rebounds, seven assists and one steal in 33 minutes at MIA on 11/29 ... Recorded a season-high 35 points on 15-26 shooting, 16 rebounds, six assists and two blocks on 37 minutes at DAL on 11/15 ... Posted his second straight triple double with 22 points, a season-high tying 19 rebounds, and 10 assists in 35 minutes vs. ATL on 11/12 ... Recorded his first triple-double of the season with 25 points, 15 rebounds and 10 assists in 33 minutes vs. MIA on 11/8 ... Posted a season-high 34 points, 11 rebounds five assists and two steals in 35 minutes at MEM on 11/3 ... Tallied 26 points (10-23 FG's), 19 rebounds, seven assists and three blocks at MIN on 10/30 ... Posted 24 points, a season-high 19 rebounds, three assists and three steals vs. CLE on 10/25 ... Registered 32 points (14-19 FG's), 16 rebounds, seven assists and three steals in 34 minutes vs. SAS on 10/22.

CAREER:

Honors: Named the 2020-21 NBA MVP ... Four-time NBA All-Star ('19, '20, '21, '22), named as a starter in 2021 and 2022 ... Selected to the All-NBA First Team for the 2018-19 and 2020-21 seasons ... Named to the 2019-20 All-NBA Second Team ... Four-time Player of the Month (Jan. '21, Mar. '21, Jan. '22, Mar. '22) ... Named Western Conference Player of the Week 11 times ... Named to the 2015-16 All NBA Rookie First Team ... **NBA:** Appeared in 527 games (486 starts), averaging 19.7 points, 10.4 rebounds, 6.2 assists and 1.19 steals while shooting 54.2% from the field and 34.5% from three ... Has posted 75 30+ point games, including 12 40+ point efforts and a career high 50 points once ... Has recorded 318 career double-doubles and 76 career triple doubles ... **2020-21:** Appeared in all 72 games (all starts), averaging 26.4 points, 10.8 rebounds and 8.3 assists in 32.0 minutes ... Finishing the year with 16 triple-doubles, 60 double-doubles, 23 30+ points games, five 40+ point games and a career-high 50 point game ... Earned his third All-Star appearance and first as a starter when he was selected as a to the 2021 All-Star Game ... Named the Western Conference Player of the Month twice (Dec./Jan. and Mar.) and the Western Conference Player of the Week three times ... Recorded his 16th triple-double on the season with 20 points, 15 rebounds and 11 assists in only 27 minutes at DET on 5/14 ... Posted 47 points making a career-high tying 20 FG's, 15 rebounds and eight assists in 45 minutes vs. MEM on 4/19 ... Registered his 15th double-double of the season with 17 points, 11 assists and 10 rebounds in 32 minutes vs. MIA on 4/14 ... Posted his 14th triple-double of the season with 17 points, 11 assists and 10 rebounds in 32 minutes vs. BOS on 4/11 ... Recorded his 13th triple-double of the season, posting 26 points (9-17 FG's), 14 assists, 13 rebounds and one steal in 38 minutes vs. SAS on 4/9 ... Tallied 17 points on 5-11 shooting, 16 assists, nine rebounds and one steal in 38 minutes vs. ORL on 4/4 ... Posted his 12th triple-double of the season with 28 points (11-17 FG's), 15 rebounds, 10 assists and two steals in 36 minutes at ORL on 3/23 ... Recorded his 52nd career triple double posting 29 points on 13-19 shooting, 10 rebounds and 10 assists in 35 minutes vs. NOP on 3/21 ... Posted 34 points on 14-23 shooting, 15 rebounds, nine assists and two steals in 42 minutes vs. CHI on 3/19 ... Tallied 12 points (6-7 FG's), 10 rebounds and 10 assists for his 51st career triple double vs. CHA on 3/17 ... Registered his 50th career triple-double with 37 points, 11 assists, 10 rebounds and two steals in 36 minutes at MIL on 3/2 ... Recorded 39 points (17 in the fourth quarter), 14 rebounds, nine assists and two blocks in 38 minutes at CHI on 3/1 ... Posted a triple-double, his eighth of the season with 19 points, 13 assists, 11 rebounds and two steals in 30 minutes at OKC on 2/27 ... Tallied his seventh triple-double of the season and 48th of his career with 16 points, 12 rebounds, 10 assists and four steals at CLE on 2/19 ... Posted 43 points (29 points in the first half), six rebounds, five assists and two steals and 38 minutes at BOS on 2/16 ... Recorded his sixth triple double of the season with 23 points (8-17 FG's), 16 rebounds and 10 assists in 35 minutes vs. LAL on 2/14 ... Posted a career-high 50 points (20-33 FG's, 3-6 3FG's, 7-7 FT's), 12 assists, eight rebounds, three blocks and one steal in 41 minutes at SAC on 2/6 ... Recorded 47 points (17-26 FG's, 9-10 FT's), 12 rebounds, five assists and two steals in 37 minutes vs. UTA on 1/31 ... Tallied 35 points (5-11 3FG's), 10 rebounds and five assists in 39 minutes at SAS on 1/29 ... Recorded 29 points (11-14 FT's), a career-high 22 rebounds, six assists and one





steal in a season-high 42 minutes at PHX on 1/23 ... Tallied 31 points (15-27 FG's), 10 rebounds, eight assists and three steals in 40 minutes at PHX on 1/22 ... Recorded his fifth triple-double of the season with 23 points, 14 rebounds, 10 assists and three steals in 36 minutes vs. GSW on 1/14 ... Posted a season-high 38 points (14-31 FG's), 11 rebounds, four assists and two steals in 41 minutes vs. DAL on 1/7 ... Registered 35 points (12-20 FG's), 15 rebounds, six assists and three steals in 37 minutes vs. MIN on 1/5 ... Recorded his 45th career triple-double with 19 points (8-12 FG's), 12 rebounds and 12 assists in 32 minutes at MIN on 1/3 ... Became the all-time leader in franchise history for triple doubles recording his 44th with 26 points, 12 assists and 10 rebounds in 39 minutes at SAC on 12/29 ... Tied Fat Lever for the franchise record with his 43rd career triple double, posting 19 points (8-11 FG's), a career-high 18 assists, 12 rebounds and three steals in 34 minutes vs. HOU on 12/28 ... Registered 24 points on 7-13 shooting, 10 assists, nine rebounds and one steal in 38 minutes vs. LAC on 12/25 ... Posted his first triple double of the season with 29 points, 15 rebounds, 14 assists and three blocks in 42 minutes vs. SAC on 12/23 ... **2019-20:** Appeared in 73 games (all starts), averaging 19.9 points, 9.7 rebounds and 7.0 assists in 32.0 minutes ... Finishing the year with 13 triple-doubles, 43 double-doubles, 10 30+ points games and a season-high 47 point game ... Named to the 2019-20 All-NBA Second Team ... Earned his second All-Star appearance when he was selected as a reserve in the 2020 All-Star Game ... Named the Western Conference Player of the Week during the week of Feb. 10th ... Tallied 30 points (10-21 FG's, 10-11 FT's), 12 rebounds, 10 assists and two steals for his 13th triple-double of the season at OKC on 8/3 ... Posted his 12th triple double of the season and 40th of his career, with 23 points on 8-11 shooting, 18 rebounds and 11 assists in 35 minutes vs. TOR on 3/1 ... Recorded 30 points, a season-high tying 21 points, and 10 assists posting his 11th triple-double in 40 minutes at UTA on 2/5 ... Posted 39 points (16-23 FG's), 11 assists, 10 rebounds and three steals in 40 minutes for his 10th triple-double of the season at DET on 2/2 ... Registered his ninth triple-double of the season with 24 points, 12 rebounds, 11 assists and two steals in 38 minutes vs. HOU on 1/26 ... Tallied 27 points (8-8 FT'), 12 rebounds, seven rebounds and four steals in 35 minutes at NOP on 1/24 ... Posted his eighth triple-double of the season with 19 points, 12 rebounds and 10 assists in 34 minutes at HOU on 1/22 ... Recorded 30 points (10-16 FG's), 10 rebounds, four assists and three steals in 32 minutes vs. IND on 1/19 ... Posted a career-high 47 points (16-25 FG's, 4-8 3FG's, 11-16 FT's), eight rebounds and five assists in 37 minutes at ATL on 1/6 ... Recorded a season-high 31 points on 12-19 shooting, 10 rebounds and 10 assists in 33 minutes, notching his seventh triple-double of the season vs. MEM on 12/28 ... Posted 22 points, 12 rebounds and 10 assists in 31 minutes for his sixth triple-double of the season at PHX 12/23 ... Registered 22 points (10-16 FG's), 10 rebounds, 10 assists and two blocks in 33 minutes for his fifth triple-double vs. MIN on 12/20 ... Recorded his fourth triple-double of the season with 28 points (11-14 FG's), 14 rebounds and 12 assists in 35 minutes vs. OKC on 12/14 ... Posted a season-high 30 points (13-21 FG's), 10 rebounds, four assists and two blocks in 31 minutes at BOS on 12/6 ... Tallied his 31st career triple-double with 18 points, 16 rebounds, 10 assists and three steals vs. BOS on 11/22 ... Posted a season-high 27 points (12-19 FG's), 12 rebounds and four assists in 32 minutes vs. HOU on 11/20 ... Registered 26 points (16 in the fourth quarter) along with 10 rebounds and six assists including knocking down the game winning FG with 2.2 seconds left vs. PHI on 11/8 ... Posted his first triple-double of the season and 29th of his career with 23 points, 14 rebounds and 12 assists in 41 minutes vs. PHX on 10/25 ... Registered 20 points (8-14 FG's, 3-5 3FG's), 13 rebounds and two assists in just 24 minutes at POR on 10/23 ... **2018-19:** Appeared in 80 games (all starts), averaging career highs in points (20.1), rebounds (10.8) and assists (7.3) in 31.3 minutes ... Finishing the year with 12 triple-doubles, 56 double-doubles, eight 30+ points games and a season-high 40 point game ... Named to the 2018-19 All-NBA First Team ... Earned his first All-Star appearance when he was selected as a reserve and drafted to Team Giannis in the 2019 All-Star Game ... Joins David Thompson as the only two Nuggets to be named to the All-NBA First Team and the All-Star Team ... Named the Western Conference Player of the Week three times (10/22/18, 1/7/19 and 2/3/19) ... Posted a near triple-double again with 20 points, 11 rebounds and nine assists in 29 minutes vs. SAS on 4/3 ... Recorded 21 points, 17 rebounds and five assists in 28 minutes at NYK on 3/22 ... Narrowly missed a triple-double with 36 points (10-13 FT's), 10 assists and nine rebounds in 35 minutes vs. OKC on 2/26 ... Posted his 12th triple-double of the season recording 20 points, 18 rebounds and 11 assists in 36 minutes vs. SAC on 2/13 ... Tallied his 11th triple-double of the season posting 27 points, 10 rebounds and 10 assists in 35 minutes at PHI on 2/8 ... Recorded his 10th triple-double of the season with 25 points (8-13 FG's), 14 rebounds and 10 assists in 34 minutes at BKN on 2/6 ... Posted his ninth triple-double of the season with 13 points, 16 rebounds and 10 assists in 29 minutes at MIN on 2/2 ... Tallied 31 points (12-15 FG's), 13 rebounds and nine assists just missing a triple-double in 31 minutes vs. HOU on 2/1 ... Registered 20 points, 13 rebounds and 10 assists in 37 minutes for his 24th career triple-double at NOP on 1/30 ... Recorded 32 points (12-22 FG's, 6-7 FT's), 18 rebounds and 10 assists in 34 minutes vs. PHI on 1/26 ... Posted 28 points, 21 rebounds, six assists and two steals in 37 minutes at UTA on 1/23 ... Registered his sixth triple-double of the season with 19 points, 12 assists and 11 rebounds in 28 minutes vs. CLE on 1/19 ... Recorded a season-high 40 points (15-23 FG's), 10 rebounds and eight assists in 37 minutes vs. POR on 1/13 ... Posted his second straight triple-double and fifth of the season with 18 points, 14 rebounds and 10 assists in 28 minutes vs. LAC on 1/10 ... Became the third youngest player to reach 20 triple-doubles, posting his fourth of the season with 29 points, 11 rebounds and 10 assists in 40 minutes at MIA on 1/9 ... Tallied a season-high in points scoring 39 with 12 rebounds and six assists in 34 minutes vs. CHA on 1/5 ... Recorded his third triple-double of the season with 19 points, 15 assists and 14 rebounds in 34 minutes vs. NYK on 1/1 ... Posted 32 points, 16 rebounds, four assists and three steals in 35 minutes vs. DAL on 12/18 ... Recorded 24 points on 8-16 shooting, 15 rebounds and nine assists in 36 minutes vs. OKC on 12/14 ... Tallied 27 points, 12 rebounds, six assists and two steals in 38 minutes vs. MEM on 12/10 ... Recorded his second triple-double of the season with 23 points (8-13 FG's), 15 assists and 11 rebounds in 36 minutes at TOR on 12/3 ... Posted 37 points (14-22 FG's), 21 rebounds, three assists and two blocks in 33 minutes vs. BKN on 11/9 ... Became the second player in NBA history (Wilt Chamberlain) to record a 30-point triple double (35 points, 12 rebounds and 11 assists) while shooting a perfect 11-11 from the field vs. PHX on 10/20 ... Posted 35 points going 11-11 from the field ... Tallied 21 points, eight rebounds and five assists in 34 minutes in his season debut at LAC on 10/17 ... **2017-18:** Appeared in 75 games (73 starts), averaging 18.5 points, 10.7 rebounds and 6.1 assists in 32.6 minutes ... Posted his 38th double-double of the year with 35 points (14-25 FG's, 4-7 3FG's), 10 rebounds and three assists at MIN on 4/11 ... Recorded his Tallied his 10th triple-double of the season posting 15 points, a season-high 20 rebounds and 11 assists in 38 minutes vs. POR on 4/9 ... Recorded his ninth triple-double of the season posting 23 points (9-14 FG's), 11 rebounds and 11 assists in 34 minutes at LAC on 4/7 ... Posted his first career back-to-back 30+ point games with 30 points, seven assists and six rebounds vs. IND on 4/3 ... Filled the stat sheet with 35 points, 13 rebounds, five assists and three blocks in 44 minutes vs. MIL on 4/1 ... Registered 29 points, 16 rebounds and eight assists in 40 minutes at TOR on 3/27 ... Posted his eighth triple double of the season with 23 points, 12 rebounds and 10 assists in 38 minutes vs. DET on 3/15 ... Recorded his 13th career triple-double with 20 points, 11 rebounds and 10 assists in 30 minutes vs. SAC on 3/11 ... Posted 36 points (12-14 FG's, 10-11 FT's), 13 rebounds and six assists vs. CLE on 3/7 ... Registered his third straight triple-double with 28 points, 11 rebounds and 11 assists in 34 minutes vs. SAS on 2/23 ... Recorded the fastest triple-double in the last 20 years, registering 16 points, 12 assists and 11 rebounds in 16 minutes of the first half and finished with 30 points, 17 assists and 15 rebounds at MIL on 2/13 ... Posted his fourth triple-double of the season with 23 points, 13 rebounds and 11 assists in 33 minutes vs. SAS on 2/13 ... Filled the stat sheet with 21 points, nine rebounds and eight assists in 27 minutes at PHX on 2/10 ... Tallied 15 points, 16 rebounds, seven assists and two steals vs. CHA on 2/5 ... Registered 11 points, 16 rebounds and 11 assists for his second triple-double of the season vs. DAL on 1/27 ... Posted 18 points, 10 assists and seven rebounds in 35 minutes vs. NYK on 1/25 ... Recorded 29 points, 18 rebounds, seven assists and two steals in 33 minutes vs. DAL on 1/16 ... Tallied 23 points, nine rebounds and seven assists in 30 minutes at SAS on 1/13 ... Posted his first triple double of the season with 22 points, 12 rebounds and 11 assists in 36 minutes at GSW on 1/8 ... Had 19 points, 13 rebounds and six assists in 37 minutes vs. PHI on 12/30 ... Tallied 27 points, nine rebounds, six assists and two blocks at POR on 12/22 ... Registered 22 points, six rebounds and four assists in 36 minutes vs. MIN on 12/20 ... Posted 28 points, 13 rebounds and eight assists in 36 minutes vs. MEM on 11/24 ... Recorded a career-high 41 points, 12 rebounds, five assists, two steals and two blocks in 31 minutes vs. BKN on 11/7, becoming the first player since at least 1983 to post 41+ points, 12+ rebounds and 5+ assists in under 32 minutes ... Tallied 21 points, 14 rebounds and four assists at BKN on 10/29 ... Registered 18 points (8-16 FG's), a season-high 15 rebounds and five assists in 33 minutes at ATL on 10/27 ... Posted his first double-double of the season with 18 points and 11 rebounds at CHA on 10/25 ... Recorded 29 points, nine rebounds and five assists in 35 minutes vs. WAS on 10/23 ... Posted seven points, 12 rebounds and eight assists in 36 minutes in the season opener at UTA on 10/18 ... **2016-17:** Appeared in 73 games (59 starts) averaging 16.7 points, 9.8 rebounds and 4.9 assists in 27.9 minutes ... Recorded 20 or more points in 25 games and 30+ points in five games ... Posted 29 points, 16 rebounds, eight assists and five blocks in the season finale at OKC on 4/12 ... Tallied 26 points, 13 rebounds and 10 assists for his sixth career triple-double at CHA on 3/31 ... Had 30 points going 12-18 from the field, 17 rebounds and five assists at IND on 3/24 ... Posted a triple-double with 17 points, 14 rebounds and 11 assists in 30 minutes vs. LAC on 3/16 ... Tallied 31 points on 13-15 shooting, 14 rebounds and four assists vs. CHA on 3/4 ... Recorded his third triple-double of the season posting 19 points, 16 rebounds and 10 assists at CHI on 2/28 ... Posted his second career triple double with 17 points, 21 rebounds and 12 assists in 36 minutes vs. GSW on 2/14 ... Registered a career-high 40 points (17-23 FG's), nine rebounds and five assists in 37 minutes at NYK on 2/10 becoming the third Nugget to score 40+ points on 73% shooting since 1983-84 (Carmelo Anthony did so twice in 2008 and Alex English did it three times from '84-'88) ... Recorded first career triple double posting 20 points, 13 rebounds and 11 assists in 32 minutes vs. MIL on 2/3 ... Filled the stat sheet recording 23 points, 11 rebounds, six assists, three blocks and two steals vs. UTA on 1/24 ... Posted 35 points along with 12 rebounds and four assists at SAS on 1/19 ... Recorded 30 points on 13-19 shooting, 11 rebounds, five assists and three steals vs. ORL on 1/16 ... Posted 22 points, 10 rebounds and seven assists vs. IND on 1/12 ... Had 25 points, seven rebounds and four assists vs. PHI on 12/30 ... Posted 16 points, a career-high 11 assists and eight rebounds in 34 minutes vs. MIN on 12/28 ... Registered 27 points (10-12 FG's) 11 rebounds and four assists at DAL on 12/12 ... Tallied 17 points on 7-11 shooting, 14 rebounds and three assists vs. MIA on 11/30 ... Recorded 23 points, a career-high 17 rebounds, four steals and two assists in 34 minutes vs. POR on 10/29 ... Missed three games from 12/2-12/5 due to a left wrist sprain ... Missed one game due to illness on 1/7 ... Did not play for three games from 1/28-2/1 due to a left hip flexor strain ... Missed two games due to illness on 3/6 and 3/8 ... **2015-16:** In 80 games (55 starts) averaged 10.0 points, 7.0 rebounds and 2.4 assists while shooting 51% from the field in 21.7 minutes per game ... Was named to the 2015-16 All-NBA Rookie First Team ... Tallied 35 games of 10+ points and had 20+ points in five contests ... Posted 19 points and grabbed 11





rebounds while dishing out four assists vs. UTA on 4/10 ... Tallied 15 points along with 12 rebounds in 34 minutes vs. BKN on 3/4 ... Recorded 13 points, 13 rebounds and six assists in 20 minutes vs. SAC on 2/23 ... Posted 23 points (10-15 FG's), 13 rebounds, four assists and two steals in 30 minutes vs. BOS on 2/21 ... Had career-highs with 27 points and 14 rebounds, while adding four assists in 30 minutes vs. TOR on 2/1 ... Tallied 16 points, 11 assists and five steals in a career-high 35 minutes at IND on 1/30 ... Registered 18 points and a career-high four steals vs. IND on 1/17 ... Missed two games due to a low back strain (11/3 and 12/5).

PLAYOFFS:

Career: Appeared in 48 games (all-starts), over four playoff runs, averaging 26.4 points, 11.5 rebounds, 6.4 assists and 1.04 steals in 36.8 minutes ... Has posted six triple-doubles and 32 double-doubles ... Scored 40+ points one time and 30+ points 17 times ... **2022:** Appeared in five games (all starts), averaging a playoff career-high 31.0 points, a playoff career-high 13.2 rebounds, 5.8 assists and a playoff career-high 1.60 steals in 34.2 minutes in the first round vs. GSW ... Recorded four double-doubles and scored 30+ points in three of the five games ... Posted 30 points (12-18 FG), a playoff season-high 19 rebounds, a playoff season-high eight assists and a playoff season-high tying two blocks in 32 minutes for his fourth double-double of the playoffs in game five at GSW on 4/27 ... Registered a playoff season-high tying 37 points (14-22 FG, 2-3 3FG), 18 rebounds, five assists and a playoff season-high tying three steals in 38 minutes for his third double-double of the playoffs in game three vs. GSW on 4/21 ... **2021:** Played in 10 games (all starts), averaging 29.8 points, 11.6 rebounds and 5.0 assists in 34.5 minutes ... Started all four games vs. PHX in the second round, averaging 25.0 points, 13.3 rebounds and 5.8 assists in 33.5 minutes ... Recorded 32 points, 20 rebounds and 10 assists in 40 minutes vs. PHX on 6/11/21 ... Started all six games vs. POR in the first round, averaging 33.0 points, 10.5 rebounds and 4.5 assists in 35.2 minutes ... Posted 38 points, 11 rebounds, nine assists and four blocks in 46 minutes vs. POR on 6/1/21 ... **2020:** Started in all 19 games, leading Denver to the Western Conference Finals ... Averaged 24.4 points, 9.8 rebounds and 5.7 assists in 36.5 minutes ... Registered one triple double and 10 double-doubles ... Tallied 30 points (9-20 FG's, 11-12 FT's), six rebounds, nine assists and four steals in 39 minutes in game two at LAL on 9/20 ... Recorded a triple-double with 16 points, 22 rebounds, 13 assists and two steals in 40 minutes in game seven at LAC on 9/15 ... Posted 34 points (13-22 FG's, 4-6 3FG's), 14 rebounds, seven assists, one steal and one block in 40 minutes vs. LAC on 9/13 ... Registered 32 points on 13-34 shooting, 12 rebounds, eight assists and one steal in game three vs. LAC on 9/7 ... Posted 26 points on 10-17 shooting, 18 rebounds and four assists in 37 minutes at LAC on 9/5 ... Recorded 30 points (12-23 FG's), 14 rebounds and four assists in 39 minutes in game seven vs. UTA on 9/1 ... Tallied 29 points (12-24 FG's), seven rebounds and six assists in 39 minutes at UTA on 8/23 ... Posted 28 points (10-21 FG's), 11 rebounds and six assists in 32 minutes in Game two vs. UTA on 8/19 ... Recorded 29 points (11-21 FG's), 10 rebounds, three assists, two steals and one block in Game 1 vs. UTA on 8/17 ... **2019:** Started all 14 games, leading Denver to their first playoff series win since 2013 and one game from a trip to the Western Conference Finals ... Posted postseason averages of 25.1 points (50.6% FG), 13.0 rebounds, 8.4 assists and 1.14 steals in 39.8 minutes ... Tallied the second most triple-doubles (Draymond Green, six) with four in the playoffs ... His four triple-doubles were the most by any Nugget in franchise history in a single playoff run ... Led all players with 13.0 rebounds per game, was third in minutes (39.8), fourth in assists (8.4) and eighth in points (25.1) ... Finished with 29 points, 13 rebounds and playoff career-high four blocks in 42 minutes in game seven vs. POR on 5/12 ... Recorded 25 points, a playoff career-high 19 rebounds and six assists in 34 minutes in game six vs. POR on 5/7 ... Tallied his fourth triple-double of the playoffs with 21 points, 12 rebounds, 11 assists and two steals in 39 minutes in game four at POR on 5/5 ... Registered his third triple-double of the playoffs with 33 points, 18 rebounds and a playoff career-high tying 14 assists in a playoff career-high 65 minutes in a marathon four overtime game three at POR on 5/3 ... Started the Western Conference semi-finals with his second 30+ point game, scoring 37 points, nine rebounds, six assists, a playoff career-high three steals and two blocks in 41 minutes in game one vs. POR on 4/29 ... Posted 21 points, 15 rebounds, 10 assists and three blocks for his second triple-double of the playoffs in 43 minutes in game seven vs. SAS on 4/27 in the Nuggets first game seven win since 1978 ... Scored a playoff career-high 43 points, the seventh most points scored by any player in the playoffs this season and the most points scored by a Nugget in a playoff game in franchise history. He added 12 rebounds, nine assists, two steals and one block for his third double-double in game six at SAS on 4/25 ... Scored 20+ points in his third straight game with 29 points, 12 rebounds and 8 assists in 39 minutes in game four at SA on 4/20 ... Finished his first ever playoff game with 10 points, 14 rebounds and 14 assists in 36 minutes vs. SA on 4/13, joining LeBron James, Magic Johnson and Johnny McCarthy as the only players to post a triple-double in their playoff debut.

INTERNATIONAL EXPERIENCE:

2015-16: Appeared in eight games during the 2016 Olympics in Rio De Janeiro, Brazil with the Serbian National team ... Averaged 9.1 points, 6.0 rebounds and 2.4 assists while helping Serbia reach the gold medal game against the USA and ultimately win the silver medal ... **2014-15:** Played in 38 games for KK Mega Vizura of Serbia averaging 16.5 points, 9.7 rebounds and 3.2 assists in 29.5 minutes per game ... In the first game of the Adriatic League, led his team to a 103-98 win over MZT Skopje, by scoring 27 points and grabbing 15 rebounds, in route to being named the MVP of round 1 ... Was selected Round MVP of the Adriatic League on four occasions (round 1, round 6, round 21 & round 26) ... **2013-14:** With KK Mega appeared in 39 games averaging 11.3 points, 6.3 rebounds and 2.5 assists in 24.7 minutes ... Was a member of the Serbian U-19 national basketball team that won the silver medal at the 2013 World Championships in Czech Republic ... over eight tournament games, he averaged 7.1 points, 5.0 rebounds and 1.5 assists. **2011-12:** Played for KK Mega but mostly for the junior team, he appeared in nine games (five starts) averaging 7.6 points, 5.6 rebounds and 1.4 assists in 18.2 minutes.

CAREER TRANSACTIONS:

Signed a multi-year contract with the Denver Nuggets on 7/9/18 ... Signed a multi-year contract with Denver on 7/12/15 ... Selected by the Denver Nuggets in the second round (41st overall) in the 2014 NBA Draft.

PERSONAL:

Born Feb. 19, 1995 in Sombor, West Backa (Serbia) ... Nickname is "Joker" ... He has two older brothers, the oldest Strahinja and the middle brother Nemanja. Nemanja played three seasons (2006-09) at the University of Detroit before declaring for the 2010 NBA Draft.

NIKOLA JOKIC - NBA REGULAR SEASON STATISTICS

SEASON	TEAM	GP	GS	MIN	FG	FGA	FG%	3PM	3PA	3P%	FT	FTA	FT%	OR	DR	TOT	A	ST	TO	BS	PTS	PPG
2015-16	DEN	80	55	1,733	307	600	.512	28	84	.333	154	190	.811	181	379	560	189	79	104	50	796	10.0
2016-17	DEN	73	59	2,038	494	854	.578	45	139	.324	188	228	.825	212	506	718	359	61	171	55	1,221	16.7
2017-18	DEN	75	73	2,443	504	1,010	.499	111	280	.396	266	313	.850	195	608	803	458	90	210	61	1,385	18.5
2018-19	DEN	80	80	2,504	616	1,206	.511	83	270	.307	289	352	.821	228	637	865	580	108	248	55	1,604	20.1
2019-20	DEN	73	73	2,336	565	1,071	.528	80	255	.314	246	301	.817	166	545	711	512	85	226	44	1,456	19.9
2020-21	DEN	72	72	2,488	732	1,293	.566	92	237	.388	342	394	.868	205	575	780	599	95	222	48	1,898	26.4
2021-22	DEN	74	74	2,476	764	1,311	.583	97	288	.337	379	468	.810	206	813	1,019	584	109	281	63	2,004	27.1
TOTALS		527	486	16,012	3,982	7,345	.542	536	1,553	.345	1,864	2,246	.830	1,393	4,063	5,456	3,281	627	1,462	376	10,364	19.7
AVERAGE		--	--	30.4	7.6	13.9	--	1.0	2.9	--	3.5	4.3	--	2.6	7.7	10.4	6.2	1.2	2.8	0.7	19.7	--

NIKOLA JOKIC - NBA POSTSEASON STATISTICS

SEASON	TEAM	GP	GS	MIN	FG	FGA	FG%	3PM	3PA	3P%	FT	FTA	FT%	OR	DR	TOT	A	ST	TO	BS	PTS	PPG
2018-19	DEN	14	14	557	132	261	.506	22	56	.393	66	78	.846	54	128	182	118	16	36	13	352	25.1
2019-20	DEN	19	19	694	178	343	.519	42	98	.429	66	79	.835	37	150	187	109	20	62	15	464	24.4
2020-21	DEN	10	10	345	116	228	.509	20	53	.377	46	55	.836	37	79	116	50	6	24	9	298	29.8
2021-22	DEN	5	5	171	61	106	.575	5	18	.278	28	33	.848	17	49	66	29	8	24	5	155	31.0
TOTALS		48	48	1,766	487	938	.519	89	225	.396	206	245	.841	145	406	551	306	50	146	42	1,269	26.4
AVERAGE		--	--	36.8	10.1	19.5	--	1.9	4.7	--	4.3	5.1	--	3.0	8.5	11.5	6.4	1.0	3.0	0.9	26.4	--





REG CAREER HIGHS		POST CAREER HIGHS	
PTS	50 at SAC 2/6/21	PTS	43 at SAS 4/25/19
FGM	20 2 times (vs. MEM, 4/19/21)	FGM	19 at SAS 4/25/19
FGA	35 vs. SAS 4/5/22	FGA	31 vs. POR 6/1/21
3FGM	6 at NYK 10/30/17	3FGM	7 vs. UTA 8/25/20
3FGA	11 at SAS 1/29/21	3FGA	11 vs. UTA 8/25/20
FTM	16 at CHA 5/11/21	FTM	12 vs. POR 4/29/19
FTA	17 at CHA 5/11/21	FTA	12 2 times (@ LAL, 9/20/20)
OREB	9 2 times (vs. DAL, 1/16/18)	OREB	10 vs. PHX 6/11/21
DREB	19 vs. UTA 1/5/22	DREB	19 at LAC 9/15/20
TREB	22 2 times (@ LAC, 12/26/21)	TREB	22 at LAC 9/15/20
ASTS	18 vs. HOU 12/28/20	ASTS	14 2 times (@ POR, 5/3/19)
STLS	7 at BKN 1/12/21	STLS	4 at LAL 9/20/20
BLKS	5 at OKC 4/12/17	BLKS	4 2 times (vs. POR, 6/1/21)
MINS	47 at MIA 3/19/18	MINS	65 at POR 5/3/19





#6 DEANDRE JORDAN

Position: Center
Height: 6'11"
Weight: 265
DOB: 7/21/1988
College: Texas A&M
Pro Experience: 14 Years

2021-22 STATS:

PPG: 3.5

RPG: 4.5

APG: 1.0

MILE HIGH BASKETBALL

2021-22:

PPG: 4.3 **RPG:** 5.5 **MPG:** 13.0 **10+ PTS:** 2 **10+ REB:** 3

Played in 48 games (20 starts), averaging 4.3 points and 5.5 rebounds in 13.0 minutes with the LA Lakers and 76er's ... Had two games with 10+ points and three games with 10+ rebounds ... Recorded eight points (4-6 FG), a season-high tying 11 rebounds in 23 minutes vs. DET on 4/10 ... Registered a season-high tying 10 points (4-6 FG, 2-2 FT) and nine rebounds in 17 minutes vs. BKN on 3/10 ... Posted nine points (4-4 FG), six rebounds, a season-high two steals and two blocks in 21 minutes vs. DET on 11/28 ... Finished with eight points (4-5 FG), eight rebounds and a season-high tying three blocks vs. MEM on 10/24.

CAREER:

NBA: Has appeared in 980 games (776 starts) for the Clippers, Mavericks, Knicks, Nets, Lakers and 76ers ... Owns career averages of 9.1 points, 10.3 rebounds, 1.0 assists and 1.53 blocks in 26.7 minutes ... Has shot 67.3 percent (3,619-5,377) from the field for his career, ranking first all-time (minimum 2,000 FGM) ... Scored in double figures in 421 games, including 47 games with 20+ points and one 30-point game ... Grabbed double-digit rebounds in 537 games, including 224 games with 15+, 60 games with 20+ and three games with 25+ rebounds ... Blocked multiple shots in 405 games, including 36 games with 5+ and three games with 8+ blocks ... Tallied 325 career double-doubles ... One-time NBA All-Star (2017) ... Three-time All-NBA honoree (First Team in 2016, Third Team in 2015 and 2017) ... Has been named to the NBA's All-Defensive First Team twice (2015 and 2016) ... Helped the United States win a gold medal at the 2016 Rio Olympics ... Captured the NBA's rebounding title two times (2014 and 2015) ... Led the league in field goal percentage for five consecutive seasons from 2013-17 ... Only player in NBA history with consecutive seasons shooting over 70 percent from the field ... **2020-21 (Brooklyn):** Appeared in 57 games (43 starts), averaging 7.5 points, 7.5 rebounds, 1.6 assists and 1.1 blocks in 21.9 minutes ... Shot a career-high 76.3 percent (190-249) from the field ... Scored in double figures in 19 games ... Recorded double-digit rebounds in 17 games ... Blocked multiple shots in 15 games ... Tallied six double-doubles ... Had 12 points, a season-best 14 rebounds, five assists and one block on 4/14 at Philadelphia ... Scored a season-best 14 points (7-7 FG) with nine rebounds, one steal and one block on 3/13 vs. Detroit ... Recorded 13 points, 11 rebounds, two assists, two steals and four blocks on 2/21 at LA Clippers ... Missed one game (2/13) for personal reasons ... DNP-CD 24 times ... **2019-20 (Brooklyn):** Appeared in 56 games (six starts), averaging 8.3 points, 10.0 rebounds and 1.9 assists in 22.0 minutes ... Shot 66.6 percent (191-287) from the field ... Scored in double figures in 18 games ... Recorded double-digit rebounds in 31 games, including eight games with 15+ and one 20-rebound game ... Blocked multiple shots in 13 games ... Tallied 13 double-doubles ... Scored a season-best 16 points with 16 rebounds on 2/26 at Washington ... Recorded 12 points, a season-high 20 rebounds, six assists, one steal and one block on 12/21 vs. Atlanta ... Had 15 points, 17 rebounds, four assists, two steals and two blocks on 11/12 at Utah ... Finished with 16 points (8-9 FG), 12 rebounds and three assists on 11/10 at Phoenix ... Missed five games (1/18-1/26) due to a right middle finger dislocation, two games (11/25-11/27) with left ankle soreness and one game (11/8) with a left ankle sprain ... **2018-19 (Dallas/New York):** Appeared in 69 games (all starts), averaging 11.0 points, 13.1 rebounds, a career-high 2.3 assists and 1.1 blocks in 29.7 minutes ... Shot 64.1 percent (286-446) from the field ... Scored in double figures in 46 games, including three 20-point outings ... Recorded double-digit rebounds in 54 games, including 27 games with 15+ and six games with 20+ boards ... Blocked multiple shots in 19 games ... Tallied 42 double-doubles ... Tallied 11 points, 13 rebounds and a career-high-tying nine assists on 3/15 at San Antonio ... Notched 20 points (7-7 FG), 12 rebounds, two assists and one block on 12/26 vs. New Orleans ... Finished with 12 points, a season-high-tying 23 rebounds, five assists, two steals and one block on 12/22 at Golden State ... Had eight points, a season-high-tying 23 rebounds, three assists and three blocks on 12/16 vs. Sacramento ... Managed 16 points, a season-best 23 rebounds, three assists, one steal and one block on 12/2 vs. LA Clippers ... Recorded 12 points, 19 rebounds, a career-high nine assists and one block on 10/28 vs. Utah ... Scored a season-best 22 points (8-10 FG) with 10 rebounds, one assist, two steals and a season-high five blocks on 10/20 vs. Minnesota ... Missed two games (1/31-2/1) due to trade and five games (2/24-3/4) with a sprained left ankle ... DNP-CD seven times ... **2017-18 (LA Clippers):** Appeared in 77 games (all starts), averaging 12.0 points, a career-high 15.2 rebounds and 1.5 assists in 31.5 minutes ... Shot 64.5 percent (373-578) from the field ... Scored in double figures in 51 games, including seven games with 20+ points and one 30-point outing ... Recorded double-digit rebounds in 66 games, including 45 games with 15+ and 13 games with 20+ rebounds ... Blocked multiple shots in 20 games ... Tallied 46 double-doubles ... Recorded 25 points, 22 rebounds and four assists on 3/21 at Milwaukee ... Finished with 29 points (11-12 FG), 18 rebounds, five assists, one steal and two blocks on 3/13 at Chicago ... Registered 20 points, 23 rebounds, one steal and one block on 3/9 vs. Cleveland ... Scored a career-best 30 points (11-14 FG) with 13 rebounds, three assists and a season-best four steals on 2/14 at Boston ... Scored 17 points (8-8 FG) with 12 rebounds and two blocks on 12/3 at Minnesota ... Notched 20 points, 22 rebounds, one assist, one steal and three blocks on 11/17 at Cleveland ... Had 14 points, a season-high 24 rebounds, one assist and one steal on 10/19 at Los Angeles ... Missed five games (1/13-1/22) due to a left ankle sprain ... **2016-17 (LA Clippers):** NBA All-Star ... All-NBA Third Team selection ... Appeared in 81 games (all starts), averaging a career-high-tying 12.7 points, 13.8 rebounds, 1.2 assists and 1.7 blocks in 31.7 minutes ... Shot a league-leading 71.4 percent (412-577) from the field ... Scored in double figures in 50 games, including 12 games with 20+ points ... Recorded double-digit rebounds in 67 games, including 34 games with 15+, 10 games with 20+ and one game with 25 rebounds ... Blocked multiple shots in 44 games ... Tallied 41 double-doubles ... Managed 18 points, 17 rebounds, two assists and four blocks on 4/12 vs. Sacramento ... Finished with 11 points, 12 rebounds, one assist, a season-high four steals and two blocks on 4/1 vs. Los Angeles ... Recorded 28 points (12-14 FG), 15 rebounds and two blocks on 2/8 at New York ... Scored a season-best 29 points (12-15 FG) with 16 rebounds, two assists and two blocks on 1/19 vs. Minnesota ... Recorded 19 points, 15 rebounds, two assists, two steals and four blocks on 1/16 vs. Oklahoma City ... Finished with 24 points (12-13 FG), 21 rebounds, one steal and two blocks on 1/14 vs. Los Angeles ... Had 13 points, a season-high 25 rebounds, one assist and two blocks on 12/28 at New Orleans ... Recorded 21 points, 22 rebounds, one assist and one block on 11/29 at Brooklyn ... Missed one game (3/16) for personal reasons ... **2015-16 (LA Clippers):** All-NBA First Team honoree ... All-Defensive First Team selection ... Appeared in 77 games (all starts), averaging a career-high 12.7 points, 13.8 rebounds, 1.2 assists and 2.3 blocks in 33.7 minutes ... Shot a league-leading 70.3 percent (357-508) from the field ... Scored in double figures in 55 games, including seven games with 20+ points ... Recorded double-digit rebounds in 68 games, including 28 games with 15+ and seven games with 20+ boards ... Blocked multiple shots in 47 games, including five games with 5+ rejections ... Tallied 49 double-doubles ... Scored a season-high-tying 23 points (8-8 FG) with 16 rebounds, one assist, one steal and two blocks on 3/16 at Houston ... Scored a season-best 23 points with 20 rebounds, one assist, two steals and two blocks on 3/7 at Dallas ... Finished with 17 points, 20 rebounds, four assists, one steal and four blocks on 1/31 vs. Chicago ... Scored 22 points





(9-10 FG) with 13 rebounds, one assist and one block on 1/2 vs. Philadelphia ... Recorded 18 points, a season-high 24 rebounds, one assist, one steal and two blocks on 11/30 vs. Portland ... Had 15 points, 18 rebounds, one assist, one steal and a season-high seven blocks on 10/31 vs. Sacramento ... Missed two games (1/13-1/16) with pneumonia and three games (3/31, 4/8, 4/13) for rest ... **2014-15 (LA Clippers):** All-NBA Third Team selection ... All-Defensive First Team honoree ... Appeared in all 82 games (all starts), averaging 11.5 points, a league-best 15.0 rebounds, 1.0 steal and 2.2 blocks in 34.4 minutes ... Shot a league-best 71 percent (379-534) from the field ... Scored in double figures in 48 games, including seven games with 20+ points ... Recorded double-digit rebounds in 75 games, including 41 games with 15+, 13 games with 20+ and two games with 25+ boards ... Blocked multiple shots in 53 games, including five games with 5+ rejections ... Tallied 47 double-doubles ... Registered 20 points (10-11 FG), 17 rebounds, three assists, one steal and two blocks on 3/9 vs. Minnesota ... Scored a season-high 26 points with 18 rebounds, three steals and one block on 2/19 vs. San Antonio ... Finished with 22 points, a career-high 27 rebounds, one steal and three blocks on 2/9 at Dallas ... Recorded 19 points, 12 rebounds, one assist, two steals and one block on 1/19 vs. Boston ... Finished with 17 points (8-8 FG), 18 rebounds and one block on 1/14 at Portland ... Had 12 points, 18 rebounds, three assists and a season-high seven blocks on 11/15 vs. Phoenix ... Recorded six points, 14 rebounds, two assists, a career-high five steals and one block on 11/8 vs. Portland ... **2013-14 (LA Clippers):** Appeared in all 82 games (all starts), averaging 10.4 points, a league-best 13.6 rebounds, 1.0 steal and a career-high 2.5 blocks in 35.0 minutes ... Shot a league-leading 67.6 percent (348-515) from the field ... Scored in double figures in 46 games, including four games with 20+ points ... Recorded double-digit rebounds in 74 games, including 31 games with 15+ and seven games with 20+ rebounds ... Blocked multiple shots in 50 games, including 11 games with 5+ rejections ... Tallied 42 double-doubles ... Finished with 21 points, nine rebounds, one assist, one steal and seven blocks on 4/12 vs. Sacramento ... Had 11 points, a season-high 24 rebounds and four blocks on 3/31 at Minnesota ... Had 13 points, 10 rebounds, one assist, two steals and seven blocks on 1/10 vs. Los Angeles ... Recorded 14 points, 17 rebounds and eight blocks on 1/6 vs. Orlando ... Scored a season-high 25 points with 18 rebounds, one assist, one steal and three blocks on 1/3 at Dallas ... Recorded 14 points, 20 rebounds and five blocks on 12/18 vs. New Orleans ... Had 10 points, 15 rebounds, two assists and a career-high nine blocks on 11/29 at Sacramento ... **2012-13 (LA Clippers):** Appeared in all 82 games (all starts), averaging 8.8 points, 7.2 rebounds and 1.4 blocks in 24.5 minutes ... Shot a league-leading 64.3 percent (314-488) from the field ... Scored in double figures in 33 games, including three 20-point contests ... Recorded double-digit rebounds in 23 games, including one game with 20+ boards ... Blocked multiple shots in 33 games, including three games with 5+ rejections ... Tallied 12 double-doubles ... Had seven points, a season-high 22 rebounds, one assist, one steal and two blocks on 2/4 at Washington ... Finished with five points, eight rebounds, two steals and a season-high seven blocks on 11/17 vs. Chicago ... Scored a season-high 21 points with eight rebounds, one assist and one block on 11/8 at Portland ... Had 20 points (10-12 FG), 11 rebounds, two steals and four blocks on 11/7 vs. San Antonio ... **2011-12 (LA Clippers):** Appeared in all 66 games (all starts), averaging 7.4 points, 8.3 rebounds and 2.0 blocks in 27.2 minutes ... Shot 63.2 percent (206-326) from the field ... Scored in double figures in 19 games ... Recorded double-digit rebounds in 24 games, including two games with 16 rebounds ... Blocked multiple shots in 36 games, including five games with 5+ rejections ... Tallied eight double-doubles ... Had 14 points, 14 rebounds, two steals and four blocks on 2/28 vs. Minnesota ... Finished with 10 points, a season-high-tying 16 rebounds, one steal and three blocks on 2/22 vs. Denver ... Recorded 18 points (9-11 FG), 11 rebounds and three blocks on 2/4 at Washington ... Had 16 points, a season-best 16 rebounds, one steal and two blocks on 1/22 vs. Toronto ... Scored a season-high 19 points with nine rebounds, one assist, one steal and five blocks on 1/18 vs. Dallas ... Had eight points, 11 rebounds and six blocks on 1/11 vs. Miami ... Recorded six points, five rebounds and a season-best eight blocks on 12/25 at Golden State ... **2010-11 (LA Clippers):** Appeared in 80 games (66 starts), averaging 7.1 points, 7.2 rebounds and 1.8 blocks in 25.6 minutes ... Shot 68.6 percent (234-341) from the field ... Scored in double figures in 19 games, including one 20-point outing ... Recorded double-digit rebounds in 18 games, including five games with 15+ and one game with 20 rebounds ... Blocked multiple shots in 38 games, including four games with 5+ rejections ... Tallied eight double-doubles ... Notched 16 points, 15 rebounds, one assist, one steal and one block on 3/16 vs. Philadelphia ... Scored a season-best 21 points (9-10 FG) with nine rebounds and one block on 3/9 at Boston ... Had 14 points, a season-high 20 rebounds, three assists and six blocks on 1/5 vs. Denver ... Finished with 14 points, five rebounds, two assists, one steal and a season-best seven blocks on 12/29 vs. Utah ... Managed 15 points (7-7 FG), six rebounds and three blocks on 12/15 at Philadelphia ... Missed two games (3/20-3/23) with pneumonia ... **2009-10 (LA Clippers):** Appeared in 70 games (12 starts), averaging 4.8 points and 5.0 rebounds in 16.2 minutes ... Shot 60.5 percent (144-238) from the field ... Scored in double figures in 11 games, including one game with 20+ points ... Recorded double-digit rebounds in 10 games, including one 15-rebound outing ... Blocked multiple shots in 14 games ... Tallied eight double-doubles ... Had 10 points, a season-best 15 rebounds, one assist and one block on 4/10 vs. Golden State ... Finished with eight points, five rebounds and a season-best five blocks on 3/13 at San Antonio ... Recorded 14 points (7-8 FG), 11 rebounds, one assist and three blocks on 2/16 at Portland ... Scored a season-high 23 points (9-11 FG) with seven rebounds and three blocks on 1/12 at Memphis ... Inactive seven times ... DNP five times ... **2008-09 (LA Clippers):** Appeared in 53 games (13 starts), averaging 4.3 points, 4.5 rebounds and 1.1 blocks in 14.5 minutes ... Shot 63.3 percent (93-147) from the field ... Scored in double figures in four games, including two 20-point outings ... Recorded double-digit rebounds in seven games, including one game with 20 rebounds ... Blocked multiple shots in 15 games ... Tallied three double-doubles ... Finished with 21 points (8-8 FG), eight rebounds, one steal and two blocks on 4/4 at Denver ... Recorded 15 points, 12 rebounds and three blocks on 2/22 at Portland ... Had eight points, a season-high 20 rebounds, one assist and one block on 1/25 at Golden State ... Scored a season-high 23 points (11-12 FG) with 12 rebounds, one steal and four blocks on 1/21 vs. Los Angeles for his first career double-double ... Recorded eight points, 10 rebounds, one assist and a season-best six blocks on 1/19 vs. Minnesota ... Made NBA debut on 11/1 at Utah, finishing with two points and one rebound in three minutes ... Inactive 10 times ... DNP 19 times.

PLAYOFFS:

Career: Has played in 60 games (59 starts), averaging 9.5 points, 10.9 rebounds and 1.97 blocks in 30.2 minutes ... Posted 24 double-doubles, 27 games with 10+ points, five games with 20+ points, 33 games with 10+ rebounds, 16 games with 15+ rebounds and two games with 20+ rebounds ... **2022 (Philadelphia):** Appeared in three games (two starts), averaging 3.3 points and 2.3 rebounds in 10.3 minutes ... Recorded a playoff season-high six points (3-3 FG) and a playoff season-high five rebounds in 13 minutes at MIA in game five of the Eastern Conference Semifinals on 5/4 ... Registered four points (2-2 FG), two rebounds and a playoff season-high two blocks in a playoff-season high 17 minutes at MIA in game four of the Eastern Conference Semifinals ... **2017 (LA Clippers):** Played in seven games (all starts), averaging a playoff career-high 15.4 points and 14.4 rebounds in a playoff career-high 37.7 minutes ... Finished with a double-double in each of the seven games ... Posted playoff season-high 24 points (9-12 FG) and a playoff-season-high tying 18 rebounds in a playoff season-high 40 minutes vs. UTA in game seven of the first round on 4/30 ... Registered 10 points (4-7 FG, 2-2 FT), 15 rebounds and a playoff season-high three blocks in 37 minutes vs. UTA in game one of the first round on 4/15 ... **2016 (LA Clippers):** Appeared in six games (all starts), averaging 11.7 points, a playoff career-high 16.3 rebounds, playoff career-high 1.8 assists, playoff career-high 1.12 steals and a playoff career-high 2.67 blocks in 33.0 minutes ... Recorded four double-doubles ... Finished with 15 points (6-7 FG), a playoff season-high 20 rebounds and a playoff season-high tying two steals in 34 minutes at POR in game six of round one on 4/29 ... Posted a playoff season-high 18 points (5-7 FG), 12 rebounds and a playoff season-high tying four blocks in 32 minutes vs. POR in game one of round one on 4/17 ... **2015 (LA Clippers):** Played in 14 games (all starts), averaging 13.1 points, 13.4 rebounds, 1.1 assists, 1.14 steals and 2.36 blocks in 34.4 minutes ... Recorded six double-doubles ... Scored 20+ points three times ... Posted 16 points (7-10 FG), a playoff season-high tying 17 rebounds, a career-high tying four steals and three blocks in 39 minutes at HOU in game seven of the Western Conference Semifinals on 5/17 ... Finished with a playoff season-high 26 points (6-7 FG), a playoff season-high tying 17 rebounds, two assists and two steals in 30 minutes vs. HOU in game four of the Western Conference Semifinals on 5/10 ... Registered 10 points (2-4 FG), 13 rebounds, a playoff career-high tying five assists and a playoff season-high tying four blocks in 34 minutes at HOU in game one of the Western Conference Semifinals on 5/4 ... **2014 (LA Clippers):** Appeared in 13 games (all starts), averaging 9.6 points, 12.5 rebounds and 2.54 blocks in 34.0 minutes ... Registered five double-doubles ... Recorded seven points (3-3 FG), five rebounds and a playoff career-high tying four steals in 28 minutes at OKC in game one of the Western Conference Semifinals on 5/5 ... Posted a playoff season-high 25 points (8-10 FG), 18 rebounds and four blocks in 38 minutes vs. GSW in game five of round one on 4/29 ... Finished with 14 points (5-8 FG), a playoff career-high 22 rebounds, a playoff season-high tying two assists and a playoff career-high tying five blocks in 35 minutes vs. GSW in game three of round one on 4/24 ... Recorded 11 points (4-5 FG), 14 rebounds, two steals and a playoff season-high tying five blocks in a playoff career-high 45 minutes vs. GSW in game one of round one on 4/19 ... **2013 (LA Clippers):** Played in six games (all starts), averaging 3.7 points, 6.3 rebounds and 1.67 blocks in 24.0 minutes ... Registered a playoff season-high six points, a playoff season-high tying eight rebounds and two blocks in a playoff season-high tying 31 minutes vs. MEM in game five of round one on 4/30 ... Posted four points, a playoff season-high tying eight rebounds and a playoff season-high four blocks in 24 minutes vs. MEM in game two of round one on 4/22 ... **2012 (LA Clippers):** Appeared in 11 games (all starts), averaging 4.5 minutes, 5.3 rebounds and 1.64 blocks in 22.6 minutes ... Finished with a playoff season-high 10 points (4-7 FG), eight rebounds and three blocks in a playoff season-high 31 minutes vs. SAS in game four of the Western Conference Semifinals on 5/20.

CAREER TRANSACTIONS:

Signed a contract with the Denver Nuggets on 7/11/22 ... Signed a contract with the Philadelphia 76ers on 3/3/22 ... Waived by the LA Lakers on 3/1/22 ... Signed a contract with the Los Angeles Lakers on 9/9/21 ... Waived by Detroit on 9/6/21 ... Traded by Brooklyn, along with second round picks in 2022, 2024, 2025 and 2027 the Detroit Pistons for Sekou Doumbouya and





Jahlil Okafor on 9/4/21 ... Signed as a free agent with the Brooklyn Nets on 7/6/19 ... Traded by Dallas, along with Wesley Matthews, Dennis Smith Jr., a 2021 first round pick and a 2023 first round pick to the New York Knicks for Trey Burke, Tim Hardaway Jr., Courtney Lee and Kristaps Porzingis on 1/31/19 ... Signed as a free agent with the Dallas Mavericks on 7/6/18 ... Signed a multi-year contract with the LA Clippers on 7/9/15 ... Drafted by the Los Angeles Clippers in the second round, 35th overall, of the 2008 NBA Draft on 6/26/08.

COLLEGE:

2007-08 (Freshman/Texas A&M): Big 12 All-Freshman Team selection ... Appeared in 35 games (21 starts), averaging 7.9 points, 6.0 rebounds and 1.3 blocks in 20.1 minutes ... Shot 61.7 percent (113-183) from the field ... Scored in double figures in 13 games ... Grabbed double-digit rebounds in six games ... Blocked multiple shots in 12 games ... Tallied two double-doubles ... Had four points, 10 rebounds, two assists and a career-high six blocks on 3/5 at Baylor ... Tallied 16 points, a career-high 12 rebounds and four blocks on 12/31 vs. Rice ... Scored a career-high 18 points with nine rebounds and one block on 12/8 vs. Texas State.

PERSONAL:

Full name is Hyland DeAndre Jordan, Jr. ... Has a son, Jaden, born in 2015 ... Hometown is Bellaire, Texas ... Brother Cory was a pitcher in the New York Yankees organization, brother Avery was an offensive lineman at the University of New Mexico and brother Brett was an offensive lineman at Colorado State University ... Attended Episcopal High School (Bellaire, Texas) through his junior year ... Transferred to Christian Life Center Academy (Kingwood, Texas) for his senior season ... As a senior, averaged 26.1 points, 15.2 rebounds and 8.1 blocks ... At Christian Life Center, set the school record for most blocks in a game with 20 ... Named third-team Parade All-American and first-team All-Greater Houston squad by the Houston Chronicle ... Took part in the Clippers Teamwork at the Table Thanksgiving event at St. Joseph Center in Venice where he helped distribute food baskets and turkeys to over 300 families during the 2015-16 season ... Participated, in conjunction with California Endowment, to open refurbished playground and basketball courts as part of the Clippers FIT Campus Program during the 2013-14 season ... Participated in Mastro's Celebrity Server Dinner with the CP3 Foundation, benefiting LA's Afterschool Programs and Leaps n Boundz ... Hosted a basketball clinic at a local elementary school in October 2014 ... Hosted local youth from Houston when the Clippers played in Houston during the past few seasons and participated in postgame meet and greet with the group of 50 ... Worked with the Salvation Army Siermon Family Youth and Community Center to distribute gifts to children during the holiday season ... Hosted local youth at home games every season as part of his PlayerZone ... Won the 2012-13 "Social/Slam Award" at the NBA's annual Social Media Awards for his dunk over Brandon Knight on March 10 ... Named an Official Honoree in the Sports Category for the 13th Annual Webby Awards, for his "Jordan's Journal" blog on Clippers.com during the 2008-09 season ... Lists Tupac as his favorite musician ... His biggest style influences are Kanye West, Wiz Khalifa and Jimi Hendrix ... Has appeared on Lip Sync Battle on Spike TV alongside actress Sarah Hyland ... Has appeared on Jimmy Kimmel's Mean Tweets ... Made a cameo in the 2015 movie Teenage Mutant Ninja Turtles: Out of the Shadows ... On Twitter @DeAndre.

DEANDRE JORDAN - NBA REGULAR SEASON STATISTICS

SEASON	TEAM	GP	GS	MIN	FG	FGA	FG%	3PM	3PA	3P%	FT	FTA	FT%	OR	DR	TOT	A	ST	TO	BS	PTS	PPG
2008-09	LAC	53	13	771	93	147	.633	0	0	.000	42	109	.385	72	165	237	11	11	41	59	228	4.3
2009-10	LAC	70	12	1,137	144	238	.605	0	2	.000	48	128	.375	122	230	352	21	16	75	62	336	4.8
2010-11	LAC	80	66	2,047	234	341	.686	0	1	.000	98	217	.452	207	368	575	42	41	101	142	566	7.1
2011-12	LAC	66	66	1,798	206	326	.632	0	1	.000	74	141	.525	202	344	546	17	30	74	134	486	7.4
2012-13	LAC	82	82	2,010	314	488	.643	0	0	.000	96	249	.386	210	384	594	28	48	100	112	724	8.8
2013-14	LAC	82	82	2,870	348	515	.676	0	0	.000	160	374	.428	331	783	1,114	74	80	123	203	856	10.4
2014-15	LAC	82	82	2,820	379	534	.710	1	4	.250	187	471	.397	397	829	1,226	61	81	109	183	946	11.5
2015-16	LAC	77	77	2,598	357	508	.703	0	1	.000	266	619	.430	267	792	1,059	90	51	107	177	980	12.7
2016-17	LAC	81	81	2,570	412	577	.714	0	2	.000	205	425	.482	298	816	1,114	96	51	115	134	1,029	12.7
2017-18	LAC	77	77	2,424	373	578	.645	0	0	.000	181	312	.580	329	842	1,171	117	39	137	70	927	12.0
2018-19	DAL	50	50	1,554	208	323	.644	0	0	.000	135	198	.682	161	525	686	99	33	111	53	551	11.0
Went from DAL to NYK.																						
2018-19	NYK	19	19	493	78	123	.634	0	0	.000	51	66	.773	64	152	216	57	9	42	20	207	10.9
2018-19	TOT	69	69	2,047	286	446	.641	0	0	.000	186	264	.705	225	677	902	156	42	153	73	758	11.0
2019-20	BKN	56	6	1,234	191	287	.666	0	0	.000	83	122	.680	141	420	561	105	18	74	52	465	8.3
2020-21	BKN	57	43	1,246	190	249	.763	0	1	.000	46	92	.500	117	310	427	93	17	85	65	426	7.5
2021-22	LAL	32	19	408	60	89	.674	0	0	.000	12	26	.462	51	121	172	13	10	21	26	132	4.1
Went from LAL to PHI.																						
2021-22	PHI	16	1	214	32	54	.593	0	0	.000	10	14	.714	32	60	92	8	2	16	9	74	4.6
2021-22	TOT	48	20	621	92	143	.643	0	0	.000	22	40	.550	83	181	264	21	12	37	35	206	4.3
TOTALS		980	776	26,188	3,619	5,377	.673	1	12	.083	1,694	3,563	.475	3,001	7,141	10,142	932	537	1,331	1,501	8,933	9.1
AVERAGE		--	--	26.7	3.7	5.5	--	0.0	0.0	--	1.7	3.6	--	3.1	7.3	10.3	1.0	0.5	1.4	1.5	9.1	--

DEANDRE JORDAN - NBA POSTSEASON STATISTICS

SEASON	TEAM	GP	GS	MIN	FG	FGA	FG%	3PM	3PA	3P%	FT	FTA	FT%	OR	DR	TOT	A	ST	TO	BS	PTS	PPG
2011-12	LAC	11	11	249	21	40	.525	0	0	.000	8	24	.333	18	40	58	4	7	7	18	50	4.5
2012-13	LAC	6	6	144	10	22	.455	0	0	.000	2	9	.222	15	23	38	1	1	9	10	22	3.7
2013-14	LAC	13	13	442	46	63	.730	0	0	.000	33	76	.434	43	120	163	10	12	23	33	125	9.6
2014-15	LAC	14	14	482	58	81	.716	0	0	.000	67	157	.427	49	138	187	16	16	17	33	183	13.1
2015-16	LAC	6	6	198	24	38	.632	0	0	.000	22	59	.373	30	68	98	11	7	7	16	70	11.7
2016-17	LAC	7	7	264	43	61	.705	0	1	.000	22	56	.393	25	76	101	5	3	17	6	108	15.4
2020-21	BKN	0	0	0	0	0	0	0	0	0	0	0	0	0	0	0	0	0	0	0	0	0.0
2021-22	PHI	3	2	31	5	5	1.000	0	0	.000	0	0	.000	1	6	7	1	0	2	2	10	3.3
TOTALS		60	59	1,808	207	310	.668	0	1	.000	154	381	.404	181	471	652	48	46	82	118	568	9.5
AVERAGE		--	--	30.1	3.5	5.2	--	0.0	0.0	--	2.6	6.3	--	3.0	7.8	10.9	0.8	0.8	1.4	2.0	9.5	--





REG CAREER HIGHS		POST CAREER HIGHS	
PTS	30 at BOS 2/14/18	PTS	26 vs. HOU 5/10/15
FGM	12 3 times (@ NYK, 2/8/17)	FGM	9 2 times (vs. UTA, 4/30/17)
FGA	15 3 times (vs. OKC, 1/4/18)	FGA	12 vs. UTA 4/30/17
3FGM	1 at DAL 3/13/15	3FGM	--
3FGA	1 12 times (vs. SAC, 2/23/21)	3FGA	1 at UTA 4/23/17
FTM	12 5 times (@ ORL, 12/14/16)	FTM	14 vs. HOU 5/10/15
FTA	34 vs. POR 11/30/15	FTA	34 vs. HOU 5/10/15
OREB	12 vs. MIN 12/6/17	OREB	8 at POR 4/29/16
DREB	20 2 times (@ NOP, 12/28/16)	DREB	17 at GSW 5/1/14
TREB	27 at DAL 2/9/15	TREB	22 at GSW 4/24/14
ASTS	9 2 times (@ SAS, 3/15/19)	ASTS	5 2 times (vs. POR, 4/20/16)
STLS	5 vs. POR 11/8/14	STLS	4 2 times (@ HOU, 5/17/15)
BLKS	9 at SAC 11/29/13	BLKS	5 3 times (@ GSW, 4/24/14)
MINS	45 vs. POR 3/4/15	MINS	45 vs. GSW 4/19/14





#27 JAMAL MURRAY

Position: Guard
Height: 6'4"
Weight: 215
DOB: 2/23/1997
College: Kentucky
Pro Experience: 5 Years

2021-22 STATS:
PPG: --
RPG: --
APG: --

MILE HIGH BASKETBALL

2021-22:

Missed the 2021-22 season due to left knee recovery.

CAREER:

Honors: Earned All-Rookie Second Team honors for the 2016-17 season ... Named MVP of the BBVA Rising Stars Challenge at All-Star Weekend in New Orleans ... Earned Rookie of the Month honors in November 2016 ... **NBA:** Holds career averages of 16.3 points, 3.6 rebounds and 3.8 assists while shooting .446 from the field and .367 from beyond the arc ... **2020-21:** Appeared in 48 games (all starts) averaging 21.2 points, 4.0 rebounds, 4.8 assists and 1.33 steals in 35.5 minutes per game while shooting 47.7% from the field and 40.8% from deep. He injured his left ACL on 4/12/21 at GSW, ending his 2020-21 season ... Posted 30 points on 12-24 shooting, including going 5-11 from three, six rebounds and four assists in 38 minutes vs. PHI on 3/30 ... Recorded 23 points on 10-18 FG's, a season-high 11 assists and three rebounds in 39 minutes at NOP on 3/26 ... Registered 20 points on 8-17 shooting, seven assists, two rebounds and one steal in 35 minutes at TOR on 3/24 ... Posted 34 points (12-20 FG's, 6-7 3FG's), five assists, four steals and two rebounds in 42 minutes vs. CHI on 3/19 ... Registered 30 points (11-20 FG's), four rebounds, four assists and two steals in 35 minutes at ATL on 2/21 ... Recorded a career-high 50 points (21-25 FG's, 8-10 3FG's), six rebounds, two assists and two steals in 38 minutes at CLE on 2/19 ... Registered 35 points (5-10 3FG's), nine rebounds and six assists in 40 minutes at WAS on 2/17 ... Posted 25 points (7-15 FG's, 7-7 FT's), six rebounds and four assists in 34 minutes vs. LAL on 2/14 ... Recorded 22 points on 8-19 FG's, five rebounds, five assists and two steals vs. OKC on 2/12 ... Registered 20 points on 9-14 shooting, seven assists and six rebounds in 35 minutes at SAS on 1/29 ... Recorded 26 points (10-22 FG's), including a game-tying three at the buzzer to force OT, six rebounds and five assists in 43 minutes at PHX on 1/23 ... Posted 18 points, a season-high tying nine rebounds, seven assists and three steals in 40 minutes at PHX on 1/22 ... Registered 36 points (13-20 FG's, 7-9 FT's), five rebounds, four assists and one steal in 36 minutes at MIN 1/3 ... Recorded 31 points (12-22 FG's), five assists, four rebounds and two steals in a season-high 41 minutes vs. PHX on 1/1 ... Tallied 21 points (7-14 FG's, 4-6 3FG's), five rebounds and two assists in 31 minutes vs. HOU on 12/28 ... Posted 23 points (9-20 FG's, 4-11 3FG's), five rebounds, three assists and one steal in 37 minutes vs. LAC on 12/25 ... **2019-20:** Appeared in 59 games (59 starts) holding averages of 18.5 points, 4.0 rebounds and 4.8 assists in 32.3 minutes per game while shooting 45.6% from the field ... Recorded 23 points, a career-high 12 rebounds and eight assists in his first game back in the NBA restart vs. UTA on 8/8 ... Tallied 25 points, six rebounds and five assists in 38 minutes at DAL on 3/11 ... Posted 21 points on 9-17 shooting, six assists, five rebounds and one steal in 39 minutes vs. MIL on 3/9 ... Recorded 22 points (17 in the first quarter), on 8-15 shooting and five assists in 37 minutes vs. TOR on 3/1 ... Posted 32 points on 13-25 shooting, 10 assists and three rebounds in 44 minutes vs. LAL on 2/12 ... Registered 26 points (23 in the second half), six assists and two rebounds in 34 minutes vs. SAS on 2/10 ... Recorded 36 points (14-17 FG's, 6-8 3FG's), five rebounds and five assists in 35 minutes at PHX on 2/8 ... Posted 31 points on 12-26 shooting, four assists and two rebounds in a season-high 43 minutes at UTA on 2/5 ... Returned after missing 10 games due to a left ankle sprain, posting 20 points on 6-9 shooting and six assists in 20 minutes vs. POR on 2/2 ... Registered a season-high tying 39 points (13-19 FG's, 101 FT's), four assists and two steals in 35 minutes at WAS on 1/4 ... Posted 22 points on 8-18 shooting, seven assists and five rebounds in 38 minutes at IND on 1/2 ... Tallied 28 points (9-19 FG's, 7-7 FT's), six rebounds and five assists in 37 minutes vs. MIN on 12/20 ... Recorded 22 points (11-19 FG's, 9-10 FT's), five rebounds and one steal in 36 minutes vs. ORL on 12/18 ... Posted 21 points (3-6 3FG's), five assists and three rebounds in 33 minutes at BKN on 12/8 ... Registered a season-high 39 points (7-12 3FG's), eight assists and three steals in 31 minutes at MEM on 11/17 ... Posted 22 points on 10-18 shooting, a season-high 11 assists, six rebounds and two blocks vs. PHI on 11/8 ... Recorded 22 points on 7-15 shooting, four rebounds and two assists in 31 minutes at ORL on 11/2 ... Registered 27 points (8-19 FG's, 9-11 FT's), seven rebounds and three assists in 41 minutes in the home opener vs. PHX on 10/25 ... **2018-19:** Appeared in 75 games (74 starts) holding averages of 18.2 points, 4.8 assists and 4.2 rebounds in 32.6 minutes per game while shooting 43.7% from the field ... Recorded 23 points on 7-15 shooting from the field, six assists and four rebounds in 36 minutes vs. POR on 4/5 ... Tallied 27 points (11-20 FG's), nine assists and five rebounds in 34 minutes at OKC on 3/29 ... Posted 33 points on 12-19 shooting, five assists and three rebounds in 38 minutes vs. DET on 3/26 ... Had 18 points (7-16 FG's), five rebounds and five assists in 33 minutes at NYK on 3/22 ... Registered 30 points (10-16 FG's, 4-6 3FG's), three rebounds and three steals in 32 minutes vs. MIN on 3/12 ... Recorded 25 points (6-10 3FG's), eight assists and two rebounds in 28 minutes at SAS on 3/4 ... Posted 20 points (9-9 FT's), four assists and three rebounds in 32 minutes vs. NOP on 3/2 ... 25 points (7-11 3FG's), five assists and two rebounds in 29 minutes vs. CHI on 1/17 ... Tallied 36 points (32 in the second half), seven rebounds and six assists in 37 minutes at SAC on 1/3 ... Posted 46 points (16-24 FG's, 9-11 3FG's), eight assists and six rebounds in 40 minutes for his second career 40+ point game at PHX on 12/29 Registered 31 points, six rebounds and three assists in 40 minutes vs. SAS on 12/28 ... Recorded 22 points on 10-18 shooting, a career-high 15 assists and seven rebounds in 39 minutes vs. DAL on 12/18 ... Tallied 20 points, seven assists and five rebounds in 37 minutes at CHA on 12/7 ... Posted 31 (9-11 FT's), eight assists and four rebounds in a career-high tying 46 minutes at ORL on 12/5 ... Registered 21 points, eight assists and seven rebounds in 41 minutes at TOR n 12/3 ... Recorded 22 points, eight rebounds and eight assists in 40 minutes at OKC on 11/24 ... Posted a career-high 48 points (19-30 FG's, 5-11 3FG's), with five rebounds and four assists in 35 minutes vs. BOS on 11/5 ... Registered 23 points, five rebounds, five steals and two assists vs. NOP on 10/29 ... Posted 26 points (9-18 FG's), five assists and three rebounds in 37 minutes in his home debut vs. PHX on 10/20 ... **2017-18:** Finished with 20 points, six rebounds and six assists at MIN on 4/1 ... Tallied 19 points, seven assists and three rebounds at LAC on 4/7 ... Posted 27 points on a perfect 10-10 from the free throw line and dished out seven assists vs. MIL on 4/1 ... Registered 25 points, six rebounds, three assists and two steals at WAS on 3/23 ... Tallied 16 points, seven assists and five rebounds in 29 minutes at CHI on 3/21 ... Posted 26 points with nine rebounds and two steals vs. DET on 3/15 ... Recorded 22 points (10-11 FT's), season-high eight assists and three rebounds vs. LAL on 3/9 ... Tallied 26 points on 9-12 shooting, five rebounds and five assists in 36 minutes at MIL on 2/13 ... Posted 18 points, seven assists and four rebounds in 32 minutes vs. CHA on 2/5 ... Registered 33 points (14-23 FG's), five assists and three rebounds in 34 minutes vs. OKC on 2/1 ... Recorded a career-high 38 points (14-19 FG's, 4-6 3FG's), six assists and five rebounds in 34 minutes vs. POR on 1/22 ... Posted 30 points (10- 17 FG's, 5-8 3FG's), five rebounds and two assists in 35 minutes vs. PHX on 1/19 ... Tallied 26 points on 9-13 shooting, six rebounds and three assists vs. UTA on 1/5 ... Recorded 31 points, eight rebounds, three assists and two blocks vs. PHI on 12/30 ... Filled the stat sheet with 21 points, eight assists and seven rebounds in a career-high 46 minutes at MIN on 12/27 ... Posted 22 points on 9-15 shooting, eight rebounds and two assists vs. UTA on 12/26 ... Had 30 points (10-17 FG's, 5-6 3FG's), four rebounds and three assists vs. MIN on 12/20 ... Tallied 28 points, a career-high 10 rebounds, four assists and three steals at BOS on 12/13 ... Posted 28 points





shooting 11-19 from the field, four rebounds and three assists at DET on 12/12 ... Recorded 28 points going 5-8 from long distance, four rebounds and four assists vs. LAL on 12/2 ... Recorded 31 points on 13-18 shooting and dished out four assists vs. NOP on 11/17 ... Posted a career-high 32 points (12-21 FG's, 6-9 3FG's), four rebounds and one assist vs. ORL on 11/11 ... Registered 24 points on 8-10 shooting, three rebounds and two assists vs. TOR on 11/1 ... Posted a season-high 26 points (8-14 FG's) and five assists in 31 minutes at BKN on 10/29 ... Recorded 16 points, five assists and three rebounds in 33 minutes at CHA on 10/25 ... **2016-17:** Appeared in all 82 games (10 starts) during his rookie campaign, averaging 9.9 points, 2.6 rebounds and 2.1 assists in 21.5 minutes ... Only Nuggets player to play in all 82 games ... Recorded 27 points on 10-17 shooting, six assists and two rebounds in the season finale at OKC on 4/12 ... Posted 10 points along with a career-high 10 assists in 33 minutes at DAL on 4/11 ... Registered a career-high 30 points (13 in the fourth quarter) on 10-14 shooting, five assists and four rebounds in 38 minutes vs NOP on 4/7 ... Posted 20 points and three rebounds in 23 minutes at SAS on 2/4 ... Talled 18 points going 7-10 from the field in 23 minutes at PHX on 1/28 ... Had 22 points on 8-12 shooting in only 24 minutes at PHI on 12/5 ... Recorded 24 points (15 in the second quarter), six rebounds and two assists vs. CHI on 11/22 ... Posted 18 points (6-8 FG's), and four assists in 23 minutes vs. UTA on 11/20 ... Played 13 minutes pulling down four rebounds and scoring one points in his NBA debut at NOP on 10/26.

PLAYOFFS:

Career: Appeared in 33 game (all starts), averaging 24.3 points, 4.6 rebounds and 5.8 assists in 38.2 minutes ... **2022:** Missed the 2022 playoffs due to left knee recovery ... **2021:** Missed the 2021 playoffs due to injury ... **2020:** Started in all 19 games, averaging 26.5 points, 4.8 rebounds and 6.6 assists in 39.6 minutes ... Scored 50+ points twice, 40+ points four times, 30+ points six times and 20+ points 12 times while recording two double-doubles ... Talled 32 points (12-20 FG's, 8-8 FT's), eight assists and three rebounds in 45 minutes vs. LAL on 9/24 ... Posted 28 points (10-17 FG's, 4-8 3FG's), a playoff career-high 12 assists, eight rebounds and two steals in 44 minutes in game three vs. LAL on 9/22 ... Talled 25 points on 8-19 shooting, six rebounds, four assists and two steal in 44 minutes in game two at LAL on 9/20 ... Recorded 40 points (15-26 FG's), five assists and four rebounds in 45 minutes in game seven at LAC on 9/15 ... Posted 26 points, eight rebounds and seven assists in 40 minutes at LAC on 9/11 ... Recorded 27 points (10-21 FG's), six assists and three rebounds in 40 minutes at LAC on 9/5 ... Posted 50 points (7-24 FG's, 7-9 3FG's), for the second time in the series along with six assists and five rebounds in 43 minutes at UTA on 8/30 ... Recorded 42 points (33 in the second half) on 17-26 shooting, eight rebounds and eight assists in a must win game five vs. UTA on 8/25 ... Posted a Nuggets franchise high for a postseason game, 50 points on 18-31 shooting, 11 rebounds, seven assists and one block at UTA on 8/23 ... Recorded a playoff career-high with 36 points (13-20 FG's, 6-9 3FG's), nine assists and five rebounds in 40 minutes in Game 1 vs. UTA on 8/17 ... **2019:** Started in all 14 games, averaging 21.3 points, 4.4 rebounds, 4.7 assists and 1.00 steals in 36.3 minutes ... Scored 30+ points twice and 20+ points eight times while recording one double-double ... Finished with his first career playoff double-double, scoring 24 points, a playoff career-high 10 rebounds and five assists in 46 minutes in game six at POR on 5/9/19 ... Registered his second straight 30+ point game with a playoff career-high tying 34 points (10-20 FG, 11-11 FT), five rebounds and four assists in 38 minutes at POR in game four on 5/5/19 ... Posted a playoff career-high 34 points, nine rebounds and five assists in a playoff career-high 55 minutes a 4OT game three at POR on 5/3/19 ... Recorded his second straight 20+ game, scoring 23 points to go with four rebounds, seven assists and two steals in 28 minutes in game five vs. SAS on 4/25/19 ... Finished with a series-high tying 24 points, two rebounds and six assists in 33 minutes at SAS in game four ... Scoring 21 of his 24 points in the fourth quarter, Murray led the comeback in a game two win vs. SAS on 4/16/19, finishing with 24 points, two rebounds and four assists in 36 minutes.

CAREER TRANSACTIONS:

Signed a multi-year contract extension with the Denver Nuggets on 7/24/19 ... Signed a multi-year contract with the Denver Nuggets on 7/19/16 ... Selected by the Denver Nuggets in the first round (7th overall) in the 2016 NBA Draft.

COLLEGE:

2015-16 (Kentucky): All-SEC First Team and AP Third Team All-America selection in 2015-16 ... Led all major conference freshmen in scoring (20.0 ppg) ... His 113 threes made were second most by any freshman in NCAA history, trailing only Stephen Curry's record of 122 ... Set a UK freshman scoring record with 720 points ... Led the Wildcats in scoring (20.0 ppg), the highest individual scoring average at Kentucky in the John Calipari era and good for eighth all-time in UK history ... All-SEC First Team by the coaches and media, SEC All-Freshman Team, NABC and USBWA All-District ... Captured Second Team All-American accolades by USA Today and Scout.com and Third Team by AP ... Garnered Freshman All-America laurels by the USBWA and Sporting News ... A finalist for the Wayman Tisdale Award, recognizing the nation's top freshman ... Posted three 30-point games, the most by a freshman in Kentucky history ... His 35 points vs. Florida tied for the school scoring record for a freshman ... Had a three-pointer in every game this season, and set a SEC freshman record with 113 on the year, ranking second all-time in Kentucky history and second in NCAA freshman history.

NATIONAL TEAM:

A standout performer for his native Team Canada during the 2015 Pan Am Games, he averaged 16.0 points (5th in the tournament) and 2.4 assists over five games as Canada captured a silver medal ... Poured in 22 points -- all coming in the fourth quarter or overtime -- and added six assists as Canada advanced past the U.S. to the Pan Am Championship game. Previously represented Canada in the 2014 FIBA U17 World Championship, posting 16.4 points, 4.6 rebounds and 2.9 assists, and in the 2013 FIBA U16 Worlds, averaging 17.4 points, 5.6 rebounds and 2.6 assists

PERSONAL:

Son of Roger and Sylvia Murray ... Born on Feb. 23, 1997 ... Has a brother, Lamar ... Chose Kentucky over Oregon, Michigan, Michigan State, Maryland, NC State and Indiana ... If he wasn't a basketball player, he'd compete in track and field ... Points to his dad as his greatest influence in life ... Chose No. 23 growing up because it represents the date of his birthday ... Does not have a most memorable basketball moment because there are too many to list ... He meditates before every game.

JAMAL MURRAY - NBA REGULAR SEASON STATISTICS

SEASON	TEAM	GP	GS	MIN	FG	FGA	FG%	3PM	3PA	3P%	FT	FTA	FT%	OR	DR	TOT	A	ST	TO	BS	PTS	PPG
2016-17	DEN	82	9	1,765	295	730	.404	115	344	.334	106	120	.883	41	173	214	170	51	113	24	811	9.9
2017-18	DEN	81	80	2,565	479	1,062	.451	165	436	.378	229	253	.905	82	215	297	274	79	172	28	1,352	16.7
2018-19	DEN	75	74	2,447	513	1,173	.437	152	414	.367	189	223	.848	65	252	317	363	67	158	27	1,367	18.2
2019-20	DEN	59	59	1,904	408	894	.456	112	324	.346	163	185	.881	45	191	236	284	67	127	17	1,091	18.5
2020-21	DEN	48	48	1,704	378	792	.477	129	316	.408	133	153	.869	37	157	194	231	64	108	13	1,018	21.2
2021-22	DEN	0	0	0	0	0	0	0	0	0	0	0	0	0	0	0	0	0	0	0	0	0.0
TOTALS		345	270	10,381	2,073	4,651	.446	673	1,834	.367	820	934	.878	270	988	1,258	1,322	328	678	109	5,639	16.3
AVERAGE		--	--	30.1	6.0	13.5	--	2.0	5.3	--	2.4	2.7	--	0.8	2.9	3.6	3.8	1.0	2.0	0.3	16.3	--





JAMAL MURRAY - NBA POSTSEASON STATISTICS

SEASON	TEAM	GP	GS	MIN	FG	FGA	FG%	3PM	3PA	3P%	FT	FTA	FT%	OR	DR	TOT	A	ST	TO	BS	PTS	PPG
2018-19	DEN	14	14	508	107	252	.425	28	83	.337	56	62	.903	19	42	61	66	14	22	2	298	21.3
2019-20	DEN	19	19	753	186	368	.505	62	137	.453	70	78	.897	20	72	92	126	18	53	6	504	26.5
2020-21	DEN	0	0	0	0	0	0	0	0	0	0	0	0	0	0	0	0	0	0	0	0	0.0
2021-22	DEN	0	0	0	0	0	0	0	0	0	0	0	0	0	0	0	0	0	0	0	0	0.0
TOTALS		33	33	1,260	293	620	.473	90	220	.409	126	140	.900	39	114	153	192	32	75	8	802	24.3
AVERAGE		--	--	38.2	8.9	18.8	--	2.7	6.7	--	3.8	4.2	--	1.2	3.5	4.6	5.8	1.0	2.3	0.2	24.3	--

	REG CAREER HIGHS		POST CAREER HIGHS
PTS	50 at CLE 2/19/21	PTS	50 2 times (@ UTA, 8/30/20)
FGM	21 at CLE 2/19/21	FGM	18 at UTA 8/23/20
FGA	30 vs. BOS 11/5/18	FGA	32 at POR 5/3/19
3FGM	9 at PHX 12/29/18	3FGM	9 2 times (@ UTA, 8/30/20)
3FGA	12 3 times (@ MEM, 11/17/19)	3FGA	15 at UTA 8/23/20
FTM	10 4 times (vs. LAC, 1/12/20)	FTM	11 at POR 5/5/19
FTA	11 5 times (vs. LAC, 1/12/20)	FTA	11 at POR 5/5/19
OREB	4 5 times (@ CLE, 3/7/20)	OREB	4 3 times (@ UTA, 8/23/20)
DREB	10 2 times (vs. UTA, 8/8/20)	DREB	7 2 times (@ LAC, 9/11/20)
TREB	12 vs. UTA 8/8/20	TREB	11 at UTA 8/23/20
ASTS	15 vs. DAL 12/18/18	ASTS	12 vs. LAL 9/22/20
STLS	6 vs. HOU 11/20/19	STLS	5 vs. SAS 4/13/19
BLKS	3 vs. DAL 2/6/17	BLKS	2 at LAL 9/20/20
MINS	46 vs. DAL 1/7/21	MINS	55 at POR 5/3/19





#22 ZEKE NNAJI

Position: Forward
Height: 6'11"
Weight: 240
DOB: 1/9/2001
College: Arizona
Pro Experience: 2 Years

2021-22 STATS:

PPG: 6.6
RPG: 3.6
APG: 0.4

MILE HIGH BASKETBALL

2021-22:

PPG: 6.6 **RPG:** 3.6 **MPG:** 17.0 **10+ PTS:** 8 **20+ PTS:** 1 **10+ REB:** 2

Played in 41 games (one start), averaging 6.6 points and 3.6 rebounds in 17.0 minutes ... Scored 20+ points once and grabbed 10+ rebounds twice ... Posted 11 points on 5-9 shooting and grabbed seven rebounds in 24 minutes vs. NYK on 2/8 ... Tallied 12 points on a perfect 5-5 shooting and grabbed three rebounds in 17 minutes vs. DET on 1/23 ... Posted 16 points on 6-8 shooting along with nine rebounds and one steal in 22 minutes vs. POR on 1/13 ... Tallied 13 points on 5-8 shooting, nine rebound and one block vs. MIN on 12/15 ... Posted a career-high 21 points (7-13 FG's, 5-9 3FG's), eight rebounds at two steals in 34 minutes at NYK on 12/4 ... Recorded eight points along with a career-high 10 rebounds in 18 minutes vs POR on 11/14 ... Posted a career-high 19 points (7-10 FG's), five rebounds and one block in 20 minutes off the bench vs. IND on 11/10.

CAREER:

NBA: Has career averages of 4.9 points and 2.6 rebounds in 13.2 minutes over 83 games (two starts) ... **2020-21:** Appeared in 42 games (one start), averaging 3.2 points and 1.5 rebounds in 9.5 minutes ... Recorded eight points, two rebounds and two assists in 21 minutes at DET on 5/14 ... Posted seven points and a career-high seven rebounds in 19 minutes at TOR on 3/24 ... Registered eight points (3-3 FG's, 2-2 3FG's), one assist and one steal in 11 minutes vs. CHI on 3/19 ... Posted 10 points on 4-8 shooting, three rebounds and one steal in 24 minutes vs. POR on 2/23 ... Recorded a career-high 16 points (5-7 FG's, 4-5 3FG's), three rebounds and one steal in a career-high 24 minutes vs. LAL on 2/14 ... Posted 14 points (5-7 FG's, 4-6 3FG's), and one rebounds in 19 minutes vs. CLE on 2/10.

PLAYOFFS:

Career: Has appeared in seven games, over two playoff runs, averaging 2.1 points in 3.9 minutes ... **2022:** Appeared in two games, averaging 1.5 points in 4.5 minutes in the first round vs. GSW ... Scored three points (1-1 FG, 1-1 3FG) in four minutes in game one at GSW on 4/16 ... **2021:** Played in five games, averaging 2.4 points, 0.4 rebounds and 0.4 assists 3.6 minutes ... Made his NBA Playoff debut on 5/24/21 vs. POR, getting one steal while playing three minutes.

CAREER TRANSACTIONS:

Signed a multi-year contract with the Denver Nuggets on 11/30/20 ... Selected by the Denver Nuggets in the first round (22nd overall) of the 2020 NBA Draft.

COLLEGE:

2019-20 (Freshman): Named Pac-12 Freshman of the Year ... became the fifth Arizona player under head coach Sean Miller and the 10th Arizona player overall to be named the Pac-12's top freshman ... Also named First Team All-Pac-12 and part of the Pac-12 All-Freshman team ... Pac-12 Newcomer of the Year according to the Associated Press ... Landed on the NABC and USBWA All-District teams ... Led the Pac-12 with 14 double-doubles, a total that ranks second in school history among freshmen (Ayton – 24) ... Ranked ninth in the Pac-12 in scoring (16.1) and fifth in rebounding (8.6) ... In Pac-12 play, he was the top rebounder (9.2) and finished seventh in scoring (16.1) ... Led the team in blocked shots (28) ... Started all 32 games and scored in double figures in 29 games, including 10 games of 20 or more points ... Shot 57.0 percent from the floor for the season to rank fourth in the Pac-12 and sixth in school history among freshmen ... Made 152 free throws out of 200 attempts to lead the team in both categories and finish third among all freshmen in Arizona history ... In his first collegiate game, he scored 20 points on 9-of-12 shooting from the floor against Northern Arizona (11/6), becoming the first UA freshman since Hassan Adams in 2002 to score 20 or more points in his first college game ... Posted first double-double with 26 points and 11 rebounds while shooting a perfect 8-of-8 from the floor and 10-of-12 at the free throw line ... Against No. 6 Gonzaga (12/14), he posted 16 points and 17 rebounds ... Made it three straight double-doubles with 17 points and 11 rebounds against Arizona State (1/4) ... His fourth consecutive double-double game at Oregon, where he registered 11 points and 14 rebounds ... Had back-to-back 20-point efforts with 21 points at Oregon State (1/12) and 24 points against Utah (1/16).

PERSONAL:

Born in Hopkins, MN on 1/9/01 ... Son of Alphan and Janel Nnaji ... Has a younger sister, Maya ... Has played piano since the first grade and composes his own music ... His uncle, Obiora Nnaji, played center at the University of Florida.





ZEKE NNAJI - NBA REGULAR SEASON STATISTICS

SEASON	TEAM	GP	GS	MIN	FG	FGA	FG%	3PM	3PA	3P%	FT	FTA	FT%	OR	DR	TOT	A	ST	TO	BS	PTS	PPG
2020-21	DEN	42	1	397	50	104	.481	24	59	.407	12	15	.800	14	51	65	10	8	7	4	136	3.2
2021-22	DEN	41	1	698	96	186	.516	37	80	.463	41	65	.631	56	91	147	17	16	23	13	270	6.6
TOTALS		83	2	1,094	146	290	.503	61	139	.439	53	80	.663	70	142	212	27	24	30	17	406	4.9
AVERAGE		--	--	13.2	1.8	3.5	--	0.7	1.7	--	0.6	1.0	--	0.8	1.7	2.6	0.3	0.3	0.4	0.2	4.9	--

ZEKE NNAJI - NBA POSTSEASON STATISTICS

SEASON	TEAM	GP	GS	MIN	FG	FGA	FG%	3PM	3PA	3P%	FT	FTA	FT%	OR	DR	TOT	A	ST	TO	BS	PTS	PPG
2020-21	DEN	5	0	18	4	8	.500	3	7	.429	1	2	.500	1	1	2	2	1	0	0	12	2.4
2021-22	DEN	2	0	9	1	1	1.000	1	1	1.000	0	0	.000	0	0	0	0	0	0	0	3	1.5
TOTALS		7	0	25	5	9	.556	4	8	.500	1	2	.500	1	1	2	2	1	0	0	15	2.1
AVERAGE		--	--	3.6	0.7	1.3	--	0.6	1.1	--	0.1	0.3	--	0.1	0.1	0.3	0.3	0.1	0.0	0.0	2.1	--

	REG CAREER HIGHS		POST CAREER HIGHS
PTS	21 at NYK 12/4/21	PTS	6 at PHX 6/9/21
FGM	7 2 times (@ NYK, 12/4/21)	FGM	2 at PHX 6/9/21
FGA	13 at NYK 12/4/21	FGA	2 3 times (@ PHX, 6/9/21)
3FGM	5 at NYK 12/4/21	3FGM	1 4 times (@ GSW, 4/16/22)
3FGA	9 at NYK 12/4/21	3FGA	2 2 times (@ POR, 5/29/21)
FTM	5 2 times (vs. MEM, 1/21/22)	FTM	1 at PHX 6/9/21
FTA	6 2 times (vs. MEM, 1/21/22)	FTA	2 at PHX 6/9/21
OREB	4 5 times (vs. NYK, 2/8/22)	OREB	1 at POR 5/29/21
DREB	8 vs. LAL 1/15/22	DREB	1 at POR 5/29/21
TREB	11 vs. LAL 1/15/22	TREB	2 at POR 5/29/21
ASTS	2 8 times (vs. LAL, 4/10/22)	ASTS	2 at POR 5/29/21
STLS	4 at SAC 3/9/22	STLS	1 vs. POR 5/24/21
BLKS	2 2 times (vs. NOP, 2/4/22)	BLKS	--
MINS	34 at NYK 12/4/21	MINS	6 at PHX 6/9/21





#1 MICHAEL PORTER JR.

Position: Forward
 Height: 6'10"
 Weight: 218
 DOB: 6/29/1998
 College: Missouri
 Pro Experience: 3 Years

2021-22 STATS:

PPG: 9.9
 RPG: 6.6
 APG: 1.9

MILE HIGH BASKETBALL

2020-21:

PPG: 9.9 RPG: 6.6 APG: 1.9 MPG: 29.4 10+ PTS: 6 10+ REB: 2 10/10: 1

Played in nine games (all starts), averaging 9.9 points, 6.6 rebounds and 1.9 assists in 29.4 minutes ... Missed the last 72 games with low back pain/lumbar spine surgery.

CAREER:

NBA: Has career averages of 14.1 points, 6.1 rebounds and 1.1 assists in 24.6 minutes over 125 games (71 starts) ... **2020-21:** Appeared in 61 games (54 starts), averaging 19.0 points, 7.3 rebounds and 1.1 assists in 31.3 minutes ... Posted 15 double-doubles, 52 games with 10+ points, including 30 with 20+ points and six with 30+ points ... Recorded 31 points on 10-19 field goals, six rebounds and two steals in 38 minutes at UTA on 5/7 ... Tallied 31 points, (12-19 FG's, 3-6 3FG's), seven rebounds and two assists vs. MEM on 4/26 ... Registered a career-high 39 points (13-21 FG's, 8-12 3FG's), six rebounds, three assists and two assists in 36 minutes vs. HOU on 4/24 ... Posted 25 points on 10-14 shooting, 10 rebounds and three blocks in 33 minutes vs. MIA on 4/14 ... Recorded 22 points (8-15 FG's), 10 rebounds and two assists in 40 minutes vs. SAS on 4/9 ... Tallied 20 points on 8-14 shooting, 12 rebounds (seven offensive) and one block in 36 minutes vs. ORL on 4/4 ... Recorded 27 points on 11-16 shooting and 5-7 from three, 12 rebounds, four assists and one steal in 36 minutes vs. PHI on 3/30 ... Posted 25 points on 10-17 FG's, five rebounds and two assists in 40 minutes at NOP on 3/26 ... Registered 28 points, 13 rebounds and one assist in 29 minutes vs. CHA on 3/17 ... Recorded 24 points on 9-14 shooting, 11 rebounds and two steals in 38 minutes at IND on 3/4 ... Posted 17 points (7-10 FG's), a career-high tying 15 points and one assist in 35 minutes at CHI on 3/1 ... Recorded 20 points (7-11 FG's) and 10 rebounds in 28 minutes for his third straight double-double at OKC on 2/27 ... Posted 18 points on 7-13 shooting, 10 rebounds and one assist in a season-high 41 minutes vs. WAS on 2/25 ... Recorded 12 points and grabbed 10 rebounds for his third double-double of the season vs. POR on 2/23 ... Posted 22 points (8-16 FG's), seven rebounds and one assist in 33 minutes at CLE on 2/19 ... Recorded a season-high tying 30 points knocking down a career-high six 3FG's, eight rebounds and two steals in 28 minutes at DAL on 1/25 ... Posted his second double-double of the season with 14 points (5-9 FG's), 11 rebounds and one steal in 35 minutes at PHX on 1/23 ... Recorded a season-high 30 points (12-18 FG, 4-7 3FG's), 10 rebounds, two blocks and one assist in 40 minutes at SAC on 12/29 ... Registered 14 points (5-11 FG's), nine rebounds, two assists and one block in 24 minutes vs. HOU on 12/28 ... Stuffed the stat sheet with 24 points (9-15 FG's), five rebounds, three blocks, two steals and two assists in 30 minutes vs. SAC on 12/23 ... **2019-20:** Appeared in 55 games (eight starts), averaging 9.3 points and 4.7 rebounds in 16.4 minutes ... Posted nine double-doubles, 22 games with 10+ points, including six with 20+ points and two with 30+ points ... Recorded 23 points, 11 rebounds and two assists in 45 minutes vs. UTA on 8/8 ... Posted 27 points on 10-18 shooting including going 4-7 from deep, 12 rebounds, two assists and two steals in 34 minutes vs. POR on 8/6 ... Recorded 30 points on 11-19 FG's, a career-high 15 rebounds and one block in 36 minutes at SAS on 8/5 ... Had the best game of his young career posting 37 points on 12-16 FG's, 12 rebounds and one assist in 44 minutes at OKC on 8/3 ... Recorded 13 points on 6-9 FG's, eight rebounds and one assist in 22 minutes vs. DET on 2/25 ... Posted 15 points on 5-11 shooting, 11 rebounds and two blocks in 25 minutes at MIL on 1/31 ... Recorded 12 points on 5-11 shooting and grabbed 12 rebounds in 25 minutes vs. UTA on 1/30 ... Posted 20 points (7-12 FG's, 4-8 3FG's), a career-high 14 rebounds and four assists in a career-high 30 minutes at MIN on 1/20 ... Recorded 18 points on 6-10 shooting, a season-high 10 rebounds, five assists in a career-high 29 minutes at GSW on 1/16 ... Tallied 19 points (7-13 FG's), eight rebounds and two steals in a career-high 28 minutes vs. CHA on 1/15 ... Registered a career-high 25 points (11-12 FG's, 2-3 3FG's), five rebounds and one assist in 23 minutes at IND on 1/2 ... Posted 19 points (8-10 FG's), six rebounds and one assist in his first start of his career vs. SAC on 12/29 ... Registered 11 points on 4-7 shooting, four rebounds and two steals in 19 minutes vs. MEM on 12/28 ... Recorded a team-high 15 points and grabbed four rebounds in 21 minutes in his NBA debut at NOP on 10/31 ... **2018-19:** Missed all 82 games of the 2018-19 season due to injury.

PLAYOFFS:

Career: Appeared in 29 games (13 starts), averaging 13.4 points, 6.5 rebounds and 1.0 assists in 27.0 minutes ... **2022:** Missed the 2022 playoffs with low back pain/lumbar spine surgery ... **2021:** Played in all 10 games (all starts), averaging 17.4 points, 6.2 rebounds, 1.3 assists and 1.10 steals in 33.2 minutes ... Started all four games in the second round vs. PHX, averaging 15.3 points, 5.5 rebounds and 1.0 assists in 31.2 minutes ... Started all six games vs. POR in the first round, averaging 18.8 points, 6.7 rebounds and 1.5 assists in 34.6 minutes ... Recorded 26 points, five rebounds and four assists in 34 minutes at POR on 6/3/21 ... Posted 26 points, 12 rebounds, three assists and two steals in 48 minutes vs. POR on 6/1/21 ... **2020:** Appeared in all 19 games (three starts), averaging 11.4 points and 6.7 rebounds in 23.7 minutes ... Posted 15 points on 6-9 shooting and four rebounds in 20 minutes off the bench in game two at LAL on 9/20 ... Recorded 18 points (8-17 FG's), 10 rebounds, three steals and one assist in game three vs. LAC on 9/7 ... Posted a career playoff high 28 points (6-9 3FG's), six rebounds and one block in 33 minutes vs. UTA on 8/19 ... Recorded 13 points (5-13 FG's), eight rebounds and one assist in 31 minutes in his first career playoff game vs. UTA on 8/17.

CAREER TRANSACTIONS:

Selected by the Denver Nuggets in the first round (14th overall) in the 2018 NBA Draft.

COLLEGE:

Coaches Preseason All-SEC First Team ... Citizen Naismith Trophy Watch List ... Sporting News Preseason First Team All-America ... Associated Press Preseason All-America Team ... USBWA Oscar Robertson Trophy Preseason Watch List ... ESPN Preseason National Freshman of the Year ... ESPN Preseason All-America First Team ... Julius Erving Award 2018 Watch





List ... SEC Preseason Co-Player of the Year ... SEC Preseason First-Team ... Athlon Sports Preseason All-America First Team ... Blue Ribbon Preseason All-America First Team ... NBC Sports Preseason All-America First Team ... **2017-18 (Freshman)**: Played in three games (one start), averaging 10.0 points, 6.7 rebounds, 0.3 assists and 1.00 steals in 17.7 minutes per game.

PERSONAL:

Son of Lisa and Michael Porter, Sr., with his father serving as an assistant coach at Mizzou ... Mother, Lisa, played college basketball at Iowa, while his father, Michael, Sr., played collegiately at New Orleans ... Has seven siblings: Bri, Cierra, Jontay, Coban, Jevan, Izaak and Jayda.

MICHAEL PORTER JR. - NBA REGULAR SEASON STATISTICS

SEASON	TEAM	GP	GS	MIN	FG	FGA	FG%	3PM	3PA	3P%	FT	FTA	FT%	OR	DR	TOT	A	ST	TO	BS	PTS	PPG
2018-19	DEN	0	0	0	0	0	0	0	0	0	0	0	0	0	0	0	0	0	0	0	0	0.0
2019-20	DEN	55	8	903	195	383	.509	62	147	.422	60	72	.833	66	193	259	46	27	49	25	512	9.3
2020-21	DEN	61	54	1,912	443	817	.542	170	382	.445	106	134	.791	91	354	445	70	40	77	54	1,162	19.0
2021-22	DEN	9	9	265	37	103	.359	10	48	.208	5	9	.556	9	50	59	17	10	12	2	89	9.9
TOTALS		125	71	3,080	675	1,303	.518	242	577	.419	171	215	.795	166	597	763	133	77	138	81	1,763	14.1
AVERAGE		--	--	24.6	5.4	10.4	--	1.9	4.6	--	1.4	1.7	--	1.3	4.8	6.1	1.1	0.6	1.1	0.6	14.1	--

MICHAEL PORTER JR. - NBA POSTSEASON STATISTICS

SEASON	TEAM	GP	GS	MIN	FG	FGA	FG%	3PM	3PA	3P%	FT	FTA	FT%	OR	DR	TOT	A	ST	TO	BS	PTS	PPG
2018-19	DEN	0	0	0	0	0	0	0	0	0	0	0	0	0	0	0	0	0	0	0	0	0.0
2019-20	DEN	19	3	451	78	164	.476	34	89	.382	26	35	.743	21	106	127	16	13	25	6	216	11.4
2020-21	DEN	10	10	332	64	135	.474	29	73	.397	17	21	.810	12	50	62	13	11	16	3	174	17.4
2021-22	DEN	0	0	0	0	0	0	0	0	0	0	0	0	0	0	0	0	0	0	0	0	0.0
TOTALS		29	13	783	142	299	.475	63	162	.389	43	56	.768	33	156	189	29	24	41	9	390	13.4
AVERAGE		--	--	27.0	4.9	10.3	--	2.2	5.6	--	1.5	1.9	--	1.1	5.4	6.5	1.0	0.8	1.4	0.3	13.4	--

	REG CAREER HIGHS		POST CAREER HIGHS
PTS	39 vs. HOU 4/24/21	PTS	28 vs. UTA 8/19/20
FGM	13 vs. HOU 4/24/21	FGM	12 vs. POR 5/22/21
FGA	23 vs. BOS 4/11/21	FGA	21 vs. POR 5/22/21
3FGM	8 vs. HOU 4/24/21	3FGM	6 2 times (@ POR, 6/3/21)
3FGA	14 at GSW 4/23/21	3FGA	12 at POR 6/3/21
FTM	9 at OKC 8/3/20	FTM	7 at LAL 9/18/20
FTA	9 at OKC 8/3/20	FTA	8 at LAL 9/18/20
OREB	7 vs. ORL 4/4/21	OREB	4 2 times (vs. LAC, 9/7/20)
DREB	12 2 times (@ CHI, 3/1/21)	DREB	12 at UTA 8/30/20
TREB	15 2 times (@ CHI, 3/1/21)	TREB	12 2 times (vs. POR, 6/1/21)
ASTS	5 3 times (@ PHX, 10/20/21)	ASTS	4 2 times (@ POR, 6/3/21)
STLS	4 at MIA 1/27/21	STLS	3 2 times (vs. PHX, 6/13/21)
BLKS	3 5 times (vs. TOR, 4/29/21)	BLKS	2 vs. POR 5/22/21
MINS	45 vs. UTA 8/8/20	MINS	48 vs. POR 6/1/21







#7 CHASSON RANDLE

Position: Guard
Height: 6'3"
Weight: 185
DOB: 2/5/1993
College: Stanford
Pro Experience: 4 Years

2021-22 STATS:

PPG: --

RPG: --

APG: --

MILE HIGH BASKETBALL

CHASSON RANDLE - NBA REGULAR SEASON STATISTICS

SEASON	TEAM	GP	GS	MIN	FG	FGA	FG%	3PM	3PA	3P%	FT	FTA	FT%	OR	DR	TOT	A	ST	TO	BS	PTS	PPG
2016-17	PHI	8	0	74	12	26	.462	6	15	.400	12	12	1.000	0	5	5	6	3	3	1	42	5.3
Went from PHI to NYK.																						
2016-17	NYK	18	0	225	28	72	.389	10	32	.313	29	31	.935	6	21	27	28	6	16	1	95	5.3
2016-17	TOT	26	0	298	40	98	.408	16	47	.340	41	43	.953	6	26	32	34	9	19	2	137	5.3
2018-19	WAS	49	2	743	91	217	.419	46	115	.400	43	62	.694	10	46	56	97	25	43	3	271	5.5
2019-20	GSW	3	0	40	0	4	.000	0	2	.000	5	6	.833	0	2	2	5	2	0	0	5	1.7
2020-21	ORL	41	5	837	92	237	.388	44	130	.338	38	48	.792	7	75	82	74	22	46	5	266	6.5
TOTALS		119	7	1,917	223	556	.401	106	294	.361	127	159	.799	23	149	172	210	58	108	10	679	5.7
AVERAGE		--	--	16.1	1.9	4.7	--	0.9	2.5	--	1.1	1.3	--	0.2	1.3	1.4	1.8	0.5	0.9	0.1	5.7	--

REG CAREER HIGHS

PTS	20 at CHI 2/9/19
FGM	8 at CHI 2/9/19
FGA	16 at NOP 4/1/21
3FGM	4 3 times (vs. BKN, 3/19/21)
3FGA	8 at NYK 4/7/19
FTM	6 2 times (vs. TOR, 4/9/17)
FTA	6 3 times (@ SAS, 1/27/19)
OREB	2 vs. ATL 1/2/19
DREB	6 vs. MIN 5/9/21
TREB	7 vs. MIN 5/9/21
ASTS	7 vs. UTA 2/27/21
STLS	3 3 times (@ NOP, 4/1/21)
BLKS	1 10 times (@ ATL, 5/13/21)
MINS	37 at SAS 3/12/21





#9 DAVON REED

Position: Guard
 Height: 6'5"
 Weight: 208
 DOB: 6/11/1995
 College: Miami
 Pro Experience: 3 Years

2021-22 STATS:

PPG: 4.4
 RPG: 2.3
 APG: 1.1

MILE HIGH BASKETBALL

2021-22:

PPG: 4.4 RPG: 2.3 APG: 1.1 MPG: 13.9 10+ PTS: 7

Played 48 games (five starts), averaging 4.4 points, 2.3 rebounds and 1.1 assists in 13.9 minutes ... Recorded 14 points on 6-10 shooting, a season-high tying four assists and one steal in 29 minutes vs. LAL on 4/10 ... Registered 10 points on 3-4 shooting, two steals and two assists at LAL on 4/10 ... Posted a career-high 17 points (6-8 FGs, 5-7 3FGs), three rebounds and one assists in 20 minutes vs. GSW on 3/7.

CAREER:

NBA: Appeared in 79 games (six starts) over three seasons with Phoenix, Indiana and Denver, averaging 3.6 points and 1.9 rebounds in 12.1 minutes ... **2018-19 (Indiana):** Appeared in 10 games, averaging 1.2 points in 4.7 minutes ... **2017-18 (Phoenix):** Played in 21 games (one start), averaging 3.0 points and 1.9 blocks in 11.5 minutes ... **G-League:** Played three seasons with the Northern Arizona Suns, Fort Wayne Mad Ants and Sioux Falls Skyforce, averaging 12.8 points, 6.2 rebounds and 3.3 assists in 32.7 minutes ... **2019-20 (Sioux Falls):** Appeared in 40 games (all starts), averaging 12.7 points, 6.7 rebounds and 3.4 assists in 33.5 minutes ... **2018-19 (Fort Wayne):** Played in 34 games (all starts), averaging 13.9 points, 6.2 rebounds, 3.3 assists and 1.47 steals in 34.5 minutes ... **2017-18 (Northern Arizona):** Appeared in 12 games (eighth starts), averaging 10.0 points, 4.8 rebounds and 2.8 assists in 25.2 minutes.

CAREER TRANSACTIONS:

Signed a contract with Denver on 9/27/21 ... Signed to 2021 Denver Nuggets Summer League roster ... Placed on waivers by the Heat on 10/19/19 ... Signed a contract with the Miami Heat on 9/4/19 ... Signed a two-way contract with the Indiana Pacers on 10/19/18 ... Placed on waivers by the Suns on 10/16/18 ... Signed a multi-year contract with the Phoenix Suns on 7/6/17 ... Drafted by the Phoenix Suns in the second round, 32nd overall, in the 2017 NBA Draft.

COLLEGE:

Career: Played four seasons at Miami, averaging 10.3 minutes, 3.6 rebounds and 1.7 assists in 28.1 minutes ... **2016-17 (Senior):** Appeared in 33 games (32 starts), averaging 14.9 points, 4.8 rebounds, 2.4 assists and 1.30 steals in 35.3 minutes ... ACC All-Third Team ... ACC All-Defensive Team ... **2015-16 (Junior):** Played in 35 games (all starts), averaging 11.1 points, 4.1 rebounds and 1.2 assists in 28.8 minutes ... **2014-15 (Sophomore):** Appeared in 30 games (21 starts), averaging 8.2 points, 4.0 rebounds and 1.9 assists in 27.5 minutes ... **2013-14 (Freshman):** Played in 33 games (10 starts), averaging 6.6 points, 1.7 rebounds and 1.2 assists in 20.7 minutes.

DAVON REED - NBA REGULAR SEASON STATISTICS

SEASON	TEAM	GP	GS	MIN	FG	FGA	FG%	3PM	3PA	3P%	FT	FTA	FT%	OR	DR	TOT	A	ST	TO	BS	PTS	PPG
2017-18	PHX	21	1	242	22	76	.289	11	38	.289	8	12	.667	2	37	39	13	10	10	2	63	3.0
2018-19	PHX	0	0	0	0	0	0	0	0	0	0	0	0	0	0	0	0	0	0	0	0	0.0
Went from PHX to IND.																						
2018-19	IND	10	0	47	5	12	.417	2	4	.500	0	0	.000	2	4	6	3	1	1	0	12	1.2
2018-19	TOT	10	0	46	5	12	.417	2	4	.500	0	0	.000	2	4	6	3	1	1	0	12	1.2
2021-22	DEN	48	5	668	81	161	.503	37	86	.430	10	15	.667	14	94	108	53	24	16	9	209	4.4
TOTALS		79	6	955	108	249	.434	50	128	.391	18	27	.667	18	135	153	69	35	27	11	284	3.6
AVERAGE		--	--	12.1	1.4	3.2	--	0.6	1.6	--	0.2	0.3	--	0.2	1.7	1.9	0.9	0.4	0.3	0.1	3.6	--





	REG CAREER HIGHS
PTS	17 vs. GSW 3/7/22
FGM	6 3 times (vs. LAL, 4/10/22)
FGA	10 vs. LAL 4/10/22
3FGM	5 vs. GSW 3/7/22
3FGA	7 vs. GSW 3/7/22
FTM	2 7 times (@ LAL, 4/3/22)
FTA	3 vs. LAL 4/10/22
OREB	1 18 times (@ IND, 3/30/22)
DREB	6 4 times (@ UTA, 2/2/22)
TREB	7 3 times (@ UTA, 2/2/22)
ASTS	4 3 times (vs. LAL, 4/10/22)
STLS	5 at ORL 3/24/18
BLKS	2 vs. GSW 3/10/22
MINS	30 at UTA 2/2/22





#4 ISH SMITH

Position: Guard
Height: 6'0"
Weight: 175
DOB: 7/5/1988
College: Wake Forest
Pro Experience: 12 Years

2021-22 STATS:

PPG: 8.0
RPG: 2.0
APG: 3.0

MILE HIGH BASKETBALL

2021-22:

PPG: 6.3 **RPG:** 2.2 **APG:** 3.8 **MPG:** 17.3 **10+ PTS:** 1 **20+ PTS:** 1

Appeared in 65 games (one start) with Charlotte and Washington, averaging 6.3 points, 2.2 rebounds and 3.8 assists ... Scored in double figures on 17 occasions ... Dished out 5+ assists in 24 total games ... Led the Wizards in assists in 12 games, with the Wizards posting a 7-5 record in those games ... Recorded his only double-double of the season with an 11-point and season-high 14 assist performance on 4/5 at MIN ... Also added a season-best eight rebounds ... Netted a team-high 17 points and added seven rebounds and six assists on 3/24 at MIL ... Tallied 13 points and season-highs in rebounds (seven) and assists (nine) on 3/6 vs. IND ... Totaled 11 points on 5-of-8 shooting and dished out eight assists on 3/1 vs. DET ... Made his 2021-22 Wizards debut on 2/12 vs. SAC, netting nine points (4-7 FG, 1-1 3PT), dishing out five assists and tallying three steals in 20 minutes of play ... Scored a season-high 22 points on 10-of-12 shooting on 1/28 vs. LAL ... Dished out eight assists and totaled 13 points on 5-of-8 shooting on 1/2 vs. PHX.

CAREER:

NBA: In 719 games (167 starts), holds career averages of 7.6 points, 2.5 rebounds and 3.9 assists in 20.0 minutes per game with Houston, Memphis, Golden State, Orlando, Milwaukee, Phoenix, Oklahoma City, Philadelphia, New Orleans, Detroit, Washington and Charlotte ... **2020-21 (Washington):** Averaged 6.7 ppg (.434 FG%, .367 3pt%, .576 FT%), 3.4 rpg, 3.0 apg and 21.0 mpg in 44 games (1 start) ... As a starter, totaled four rebounds, six assists and one steal in one game ... As a reserve, averaged 6.9 ppg (.446 FG%, .367 3pt%, .576 FT%), 3.4 rpg, 3.9 apg and 20.9 mpg in 43 games ... Missed 28 games ... Inactive in four games due to Health and Safety Protocols (1/24-1/29) ... Inactive in 24 games due to a strain right quad (2/14-4/1) ... Scored in double figures in 11 games ... Top Single-Game Performances: Dished out a season-best nine assists and grabbed six boards at MIN (1/1) ... Scored a season-high 16 points and added five assists in a win vs. DET (4/17) ... Shot 7-of-12 from the field, posting 16 points and two steals at ATL (5/10) ... Recorded 14 points, eight rebounds and seven assists vs. CHA (5/16) ... **2019-20 (Washington):** Averaged 10.9 points, 4.9 assists and 3.2 rebounds in 68 games (23 starts) ... Averaged 11.3 points, 5.2 assists and 3.3 rebounds in 23 starts ... Scored a career-high 32 points on 15-of-24 from the field vs. DEN (1/4) ... Had five games of 20+ points ... Scored 10+ points in the final nine games of the season ... Averaged 14.1 points, 10.8 assists and 6.6 rebounds in eight games during the NBA restart in Orlando ... **2018-19 (Detroit):** Appeared in 56 games averaging 8.9 points, 2.6 rebounds, 3.6 assists and 0.5 steals in 22.3 minutes per game ... Led the team in scoring three times and in assists 13 times ... Scored 10-plus points 22 times and 20-plus points four times ... Scored a season-high 22 points twice [at Miami (2/23) and vs. Memphis (4/9)] ... Grabbed a season-high six rebounds at Chicago (3/8) and dished out a season-high nine assists at Miami (2/23) ... Grabbed a career-high four offensive rebounds vs. Toronto (3/17) ... Recorded season-high three steals twice [at Orlando (11/7) and vs. Toronto (3/17)] ... Blocked a season-high two shots at Chicago (3/8) and played in a season-high 33 minutes (10/23) ... Scored his 4,000th career point vs. Memphis (4/9), dished out his 2,000th career assist at Cleveland (3/18) and grabbed his 1,000th career rebound at Orlando (12/28) ... Pistons were 33-23 (.590) in games where he played ... Missed 26 games due to right adductor tightness ... **2017-18 (Detroit):** Appeared in a career-high 82 games (35 starts) averaging 10.9 points (career-high .486 FG), 2.7 rebounds, 4.4 assists, 0.8 steals and 24.9 minutes per game ... In 35 games as a starter, averaged 12.1 points (.481 FG), 3.2 rebounds, 4.7 assists and 29.7 minutes per game ... Averaged 10.0 points, 2.4 rebounds, 4.1 assists and 21.3 minutes per game in 47 games as a reserve ... Among NBA league leaders, ranked T-36th in assists per game (4.4 apg) and eighth in assists-to-turnover ratio (3.3) ... Scored 10-plus points 50 times and 20-plus points three times ... Dished out 10-plus assists four times and recorded three double-doubles ... Led the team in scoring three times and in assists 27 times ... Scored a season-high 25 points vs. Miami (2/3) ... Grabbed season-high eight rebounds at Houston (3/22) and dished out season-high 13 assists vs. Minnesota (10/25) ... Recorded season-high three steals at Phoenix (3/20) and recorded season-high two blocks twice [at Oklahoma City (11/24) and vs. Philadelphia (4/4)] ... Played in a season-high 40 minutes vs. Miami (3/3) ... Recorded his 3,000th career point at New Orleans (1/8) and swiped his 300th career steal vs. Boston (12/10) ... Connected on a season-high three 3-pointers at Memphis (4/8) ... Shot 43% (20-47) from beyond the arc in the final 14 games of the season and shot a career-high 34.7% from 3-point range for the season ... Averaged 13.5 points, 3.3 rebounds and 5.0 assists, while shooting 54% from the field in February – his best offensive month of the season ... Was the only Pistons player to play all 82 games – first in his career ... **2016-17 (Detroit):** Played in a career-high 81 games (32 starts), averaging 9.4 points, 2.9 rebounds, team high-tying 5.2 assists, 0.8 steals and 24.1 minutes per game ... Among NBA league leaders, ranked T-27th in assists (5.2 apg) ... Led the team in scoring three times and in assists 38 times ... Scored 10-plus points 39 times and 20-plus points three times ... Dished out 10-plus assists five times and recorded three double-doubles ... The Pistons were 4-1 when he recorded 10-plus assists and 2-1 when he scored 20-plus points ... Scored a season-high 21 points vs. Brooklyn (3/30) ... Grabbed a season-high eight rebounds at Boston (11/30) and dished out a season-high 15 assists vs. Charlotte (2/23) ... Swiped a career-high seven steals vs. Portland (2/28) and recorded a season-high two blocks five times ... Played in a season-high 36 minutes at Boston (11/30) ... Shot a career-high .439 from the field this season ... Scored his 2,000th career point vs. Boston (11/19) and recorded his 100th career 3-pointer vs. Cleveland (12/26) ... Played in his 400th career game vs. Toronto (4/5) ... Finished second in the NBA among point guards in assist-to-turnover ratio (3.73) ... Averaged 10.2 points (.456 FG) in Pistons wins compared to 8.7 points in losses ... Averaged 16.6 points and 7.4 assists in the final five games of the season ... DNP-CD once ... **2015-16 (Philadelphia/New Orleans):** Played in a 77 games (career-high 53 starts) with New Orleans and Philadelphia, averaging career-bests of 12.6 points (41% FG, 32.9 3FG, 69.3 FT), 6.5 assists and 4.0 rebounds in 29.1 minutes per game ... Scored 20-plus points 16 times – only scored 20-plus twice prior to 2015-16 ... Dished out 10-plus assists 14 times – never recorded double digit assists in previous five NBA seasons ... Registered all of his 12 career double-doubles ... Scored 22 points, grabbed nine rebounds, handed out eight assists and added three steals and two blocks vs. Milwaukee (4/10) ... Posted 20 points, seven rebounds and seven assists vs. New York (4/8) ... Blocked a career-high three shots vs. Charlotte (3/29) ... Turned in a 20-point (9-14 FG), 10-assist double-double at Golden State (3/27) ... Recorded 17 points and a career-high 14 rebounds to accompany nine assists at Portland (3/26) ... Scored in double-figures in a career-high 11 straight games from 2/26-3/17 ... Dished out a career-high 16 assists to go along with 16 points and seven rebounds at New York (1/18) ... Scored a career-high 28 points vs. Portland (1/9) ... Scored in double-figures in seven straight games from 11/17 – 11/28 ... Registered his first two career double-doubles in back-to-back games vs. Dallas (11/10) and at Atlanta (11) ... **2014-15 (Oklahoma City/Philadelphia):** Played in 55 games (14 starts) with Oklahoma City and Philadelphia, averaging 6.1 points, 3.3 assists and 1.8 rebounds in 15.1 minutes per game ... Shot 39.0 percent from the field, 30.0 percent from three-point range and 59.6 percent from the free throw line ... Posted a season-high 23 points twice [vs. Chicago (3/11) and at Washington (4/1)] ... Dished out a season-high nine assists in six times ... Matched his





season-high with 23 points (11-17 FG) while adding three rebounds, three assists and three steals at Washington (4/1) ... Totaled 18 points and a season-high-tying nine assists vs. L.A. Clippers (3/27) ... Scored 15-plus points in three consecutive games (3/16-3/20) ... Scored in double figures in 15-of-25 games with the Sixers after not reaching 10 points in 30 games with Oklahoma City ... **2013-14 (Phoenix):** Appeared in a season-high 70 games (one start) and averaged 3.7 points, 1.8 rebounds, 2.6 assists and 14.4 minutes per game ... Tied season- and career-high with eight assists in season finale at Sacramento (4/16) ... Made first start of season (eighth career) and had 13 points and team-highs of eight rebounds (also career-high) and five assists at Utah (2/26) ... Scored a career-high 15 points (7-9 FG), tied career-highs with seven rebounds and two blocks, in addition to four assists and two steals vs. San Antonio (2/21) ... Had seven points, career high-tying seven rebounds and five assists vs. Denver (1/19) ... Recorded season highs in points (10) and minutes (23) at Chicago (1/7) ... Had eight points and tied career-high with eight assists in 19 minutes vs. Milwaukee (1/4) ... Recorded a career-high eight assists in only 16 minutes at New Orleans (11/5) ... **2012-13 (Orlando/Milwaukee):** Completed his third NBA season by appearing in 52 games (3 starts) with Orlando and Milwaukee ... Averaged 2.4 points, 1.2 rebounds and 1.7 assists overall ... Saw action in 36 games for the Magic ... Averaged 2.4 points and 1.9 assists in 16 appearances for the Bucks ... Made his Bucks debut at Golden State (3/9) and posted his first double-figure scoring game for of the season with 10 points at Atlanta (4/12) ... Tied his career high with seven assists at Charlotte (4/13) and grabbed a career-high seven rebounds at Oklahoma City (4/17) ... Scored a career-high 13 points with Orlando (12/29) vs. Toronto ... **2011-12 (Orlando/Golden State):** Played in 26 games with Golden State and Orlando, averaging 2.8 ppg, 1.6 rpg and 1.3 rpg in 9.0 mpg ... Played in six games with the Warriors and averaged 4.5 points, 1.5 rebounds, 1.5 assists and 10.5 minutes per game ... Made one start with the Warriors vs. New York (12/28) and recorded a season-high 11 points, a career-high six rebounds, four assists and two steals in a season-best 29 minutes ... In 20 outings with the Magic, averaged 2.3 points, 1.6 assists, 1.3 rebounds and 8.6 minutes per game ... Led (or tied) the Magic in assists twice ... Dished out a career-high-tying seven assists vs. Detroit (4/9) ... Recorded at least one steal 10 times (eight with Orlando), including a career-high-tying three steals vs. Detroit (4/9) ... DNPCD 27 times (23 times with Orlando, four with Golden State) and inactive once ... **2010-11 (Houston/Memphis):** Played in 43 games during his rookie campaign with Houston and Memphis and averaged 2.3 points, 1.1 rebounds, 1.8 assists and 10.3 minutes per game ... Appeared in 28 games (three starts) with the Rockets and averaged 2.6 points, 1.5 rebounds, 2.3 assists and 11.8 minutes per game ... As a starter, averaged 6.3 points, 3.3 rebounds, 3.3 assists and 27.0 minutes per game ... Scored a career high 12 points at Washington (12/17) ... Dished out career-high seven assists at San Antonio (12/6) ... Appeared in eight games (five starts) with Rio Grande, Houston's affiliate in the NBA Development League, averaging 12.5 points, 4.3 rebounds, 7.9 assists, 1.3 blocks, 1.5 steals and 32.9 minutes per game ... Played in 15 games with the Grizzlies, averaging 1.8 points and 1.0 assists in 7.5 minutes per game ... Inactive 22 times and DNP-CD 16 times.

PLAYOFFS:

Career: Has played in 19 games, averaging 3.3 points, 1.6 rebounds and 1.7 assists in 11.5 minutes ... **2021 (Washington):** Appeared in five games, averaging 6.8 points, 3.2 rebounds, 2.4 assists and 1.40 steals in 22.2 minutes ... Recorded seven points, a playoff career-high tying six rebounds and a playoff season-high four assists in 20 minutes vs. PHI in game three of round one on 5/29 ... Registered a playoff season-high 10 points and three rebounds in 23 minutes at PHI in game two of round one on 5/26/21 ... Posted six points, two rebounds, two assists and a playoff career-high three steals in 23 minutes at PHI in game one of round one on 5/23 ... **2019 (Detroit):** Played in four games, averaging 6.0 points, 2.8 rebounds and 3.5 assists in 20.3 minutes ... Finished with a playoff career-high 11 points (2-2 FT), two rebounds and two assists in 25 minutes vs. MIL in game three of round one on 4/20 ... Registered seven points, a playoff career-high tying six rebounds and five assists in 21 minutes at MIL in game two of round one on 4/17 ... Recorded four points, a playoff career-high six assists and a playoff season-high two steals in 23 minutes ... **2013 (Milwaukee):** Appeared in four games, averaging 2.8 minutes ... **2012 (Orlando):** Played in one game ... **2011 (Memphis):** Appeared in five games, averaging 2.0 minutes.

CAREER TRANSACTIONS:

Traded by Washington along with Kentavious Caldwell-Pope to the Denver Nuggets for Will Barton and Monte Morris on 7/6/22 ... Traded by Charlotte along with Vernon Carey Jr. to Washington for Montrezl Harrell on 2/10/22 ... Signed a multi-year contract with the Charlotte Hornets on 8/7/21 ... Signed as a free agent with Washington on 7/8/19 ... Signed a multi-year contract with the Detroit Pistons on 7/8/16 ... Traded by New Orleans to Philadelphia for a 2016 second round pick and a 2017 second round pick on 12/24/15 ... Claimed on waivers by New Orleans on 10/26/15 ... Waived by Washington on 10/24/15 ... Signed a contract with the Washington Wizards on 9/8/15 ... Claimed on waivers by the Philadelphia 76ers on 2/21/15 ... Waived by New Orleans on 2/19/15 ... Traded by Oklahoma City along with Latavious Williams and a 2015 second round draft pick to the New Orleans Pelicans for a 2016 second round draft pick on 2/19/15 ... Signed a contract with the Oklahoma City Thunder on 11/7/14 ... Waived by Houston on 10/27/14 ... Signed a contract with Houston on 7/18/14 ... Waived by Phoenix on 7/15/14 ... Traded by Milwaukee along with Viacheslav Kravtsov to the Phoenix Suns for Caron Butler on 8/29/13 ... Traded by Orlando along with Gustavo Ayon and J.J. Redick to the Milwaukee Bucks for Tobias Harris, Doron Lamb and Beno Udrih on 2/21/13 ... Signed as a free agent with the Orlando Magic on 2/2/12 ... Waived by Golden State on 1/13/12 ... Signed as a free agent with the Golden State Warriors on 12/16/11 ... Waived by Memphis on 12/14/11 ... Traded by Houston along with Shane Battier to the Memphis Grizzlies for DeMarre Carroll, Hasheem Thabeet and a 2013 first round pick on 2/24/11 ... Signed as a free agent with the Houston Rockets on 8/23/10 ... Undrafted in the 2010 NBA Draft.

COLLEGE:

Played in 121 career games (91 starts) during his four-year collegiate career at Wake Forest University and averaged 9.2 points, 3.7 rebounds, 5.1 assists and 1.3 steals per game ... Became the first player in Wake Forest history to post more than 1,000 points (1,114) and 600 assists (612) during his career ... Finished his career ranked second all-time on the Demon Deacons' list in assists ... As a senior (2009-10), started all 31 games and averaged 13.2 points, 4.9 rebounds, 6.0 assists (seventh in the nation) and 1.7 steals per game earning Second Team All-ACC honors ... As a freshman (2006-07), became the first freshman in ACC history to lead the conference in assists (6.0 apg) and the first Wake Forest player to do so since Muggsy Bogues in 1987.

PERSONAL:

Full name is Ishmael Larry Smith...Son of Gwen and Larry Smith...Earned a degree in religion from Wake Forest...His community interests includes youth basketball clinics and the Boys and Girls Club...Participates in the Pistons Player Ticket Section which purchases tickets for underprivileged groups to attend Pistons home games...Participated in the 2017 Seeds of Peace Camp...Finished high school career with 1,775 points and a school-record 687 assists...Named the Charlotte Observer's Piedmont Player of the Year, while earning all-conference honors his junior and senior years (2005-06)...As a senior (2006), averaged 24.8 points and 9.8 assists per game earning MECA-6 Conference Player of the Year...Favorite vacation spots are Bahamas and Clearwater Beach, FL...Favorite video games are Madden and NCAA Football...Favorite offseason activity is traveling with family...Favorite comfort food is fried chicken and mac and cheese.





ISH SMITH - NBA REGULAR SEASON STATISTICS

SEASON	TEAM	GP	GS	MIN	FG	FGA	FG%	3PM	3PA	3P%	FT	FTA	FT%	OR	DR	TOT	A	ST	TO	BS	PTS	PPG
2010-11	HOU	28	3	329	32	83	.386	3	8	.375	7	10	.700	6	36	42	64	13	26	2	74	2.6
Went from HOU to MEM.																						
2010-11	MEM	15	0	113	11	32	.344	0	2	.000	5	11	.455	1	4	5	15	5	8	0	27	1.8
2010-11	TOT	43	3	441	43	115	.374	3	10	.300	12	21	.571	7	40	47	79	18	34	2	101	2.3
2011-12	GSW	6	1	63	12	30	.400	2	5	.400	1	2	.500	2	7	9	9	4	1	0	27	4.5
Went from GSW to ORL.																						
2011-12	ORL	20	0	171	19	51	.373	1	4	.250	6	8	.750	5	21	26	32	11	12	2	45	2.3
2011-12	TOT	26	1	233	31	81	.383	3	9	.333	7	10	.700	7	28	35	41	15	13	2	72	2.8
2012-13	ORL	36	3	378	39	116	.336	4	17	.235	3	7	.429	11	35	46	57	13	27	6	85	2.4
Went from ORL to MIL.																						
2012-13	MIL	16	0	138	17	43	.395	4	10	.400	0	0	.000	1	14	15	30	8	10	3	38	2.4
2012-13	TOT	52	3	515	56	159	.352	8	27	.296	3	7	.429	12	49	61	87	21	37	9	123	2.4
2013-14	PHX	70	1	1,007	119	281	.423	1	23	.043	22	39	.564	31	98	129	179	49	65	13	261	3.7
2014-15	OKC	30	0	155	15	45	.333	1	5	.200	6	9	.667	5	22	27	28	4	9	1	37	1.2
Went from OKC to PHI.																						
2014-15	PHI	25	14	677	128	322	.398	17	55	.309	28	48	.583	10	63	73	152	32	69	5	301	12.0
2014-15	TOT	55	14	830	143	367	.390	18	60	.300	34	57	.596	15	85	100	180	36	78	6	338	6.1
2015-16	NOP	27	3	617	98	228	.430	10	33	.303	33	43	.767	14	78	92	154	24	45	6	239	8.9
Went from NOP to PHI.																						
2015-16	PHI	50	50	1,622	299	739	.405	46	137	.336	89	133	.669	29	184	213	348	64	130	18	733	14.7
2015-16	TOT	77	53	2,238	397	967	.411	56	170	.329	122	176	.693	43	262	305	502	88	175	24	972	12.6
2016-17	DET	81	32	1,955	329	749	.439	28	105	.267	72	102	.706	21	214	235	418	61	112	33	758	9.4
2017-18	DET	82	35	2,043	389	801	.486	35	101	.347	81	116	.698	27	197	224	360	64	108	20	894	10.9
2018-19	DET	56	0	1,251	205	489	.419	44	135	.326	47	62	.758	23	122	145	203	28	61	11	501	8.9
2019-20	WAS	68	23	1,787	308	689	.447	62	169	.367	62	86	.721	30	189	219	334	59	95	30	740	10.9
2020-21	WAS	44	1	924	129	297	.434	18	49	.367	19	33	.576	22	128	150	172	32	41	13	295	6.7
2021-22	CHA	37	1	511	73	185	.395	10	25	.400	12	19	.632	11	46	57	98	20	36	10	168	4.5
Went from CHA to WAS.																						
2021-22	WAS	28	0	615	112	245	.457	15	42	.357	3	5	.600	14	69	83	146	27	42	13	242	8.6
2021-22	TOT	65	1	1,125	185	430	.430	25	67	.373	15	24	.625	25	115	140	244	47	78	23	410	6.3
TOTALS		719	167	14,345	2,334	5,425	.430	301	925	.325	496	733	.677	263	1,527	1,790	2,799	518	897	186	5,465	7.6
AVERAGE		--	--	20.0	3.2	7.5	--	0.4	1.3	--	0.7	1.0	--	0.4	2.1	2.5	3.9	0.7	1.2	0.3	7.6	--

ISH SMITH - NBA POSTSEASON STATISTICS

SEASON	TEAM	GP	GS	MIN	FG	FGA	FG%	3PM	3PA	3P%	FT	FTA	FT%	OR	DR	TOT	A	ST	TO	BS	PTS	PPG
2010-11	MEM	5	0	10	2	3	.667	0	0	.000	0	0	.000	0	2	2	2	1	1	0	4	0.8
2011-12	ORL	1	0	5	0	0	.000	0	0	.000	0	0	.000	0	1	1	0	0	0	1	0	0.0
2012-13	MIL	4	0	11	0	1	.000	0	0	.000	0	0	.000	0	1	1	3	0	1	0	0	0.0
2018-19	DET	4	0	81	10	38	.263	1	7	.143	3	4	.750	1	10	11	14	3	4	1	24	6.0
2020-21	WAS	5	0	111	16	43	.372	2	7	.286	0	0	.000	1	15	16	14	7	5	2	34	6.8
TOTALS		19	0	215	28	85	.329	3	14	.214	3	4	.750	2	29	31	33	11	11	4	62	3.3
AVERAGE		--	--	11.3	1.5	4.5	--	0.2	0.7	--	0.2	0.2	--	0.1	1.5	1.6	1.7	0.6	0.6	0.2	3.3	--


REG CAREER HIGHS

PTS	32 vs. DEN 1/4/20
FGM	15 vs. DEN 1/4/20
FGA	28 at NYK 1/18/16
3FGM	4 at TOR 12/20/19
3FGA	8 2 times (@ MEM, 4/8/18)
FTM	7 vs. NYK 4/8/16
FTA	8 3 times (vs. NYK, 4/8/16)
OREB	4 2 times (@ MIL, 3/24/22)
DREB	12 at POR 3/26/16
TREB	14 at POR 3/26/16
ASTS	16 at NYK 1/18/16
STLS	7 vs. POR 2/28/17
BLKS	3 vs. CHA 3/29/16
MINS	44 at NYK 1/18/16

POST CAREER HIGHS

PTS	11 vs. MIL 4/20/19
FGM	5 at PHI 5/26/21
FGA	14 at PHI 5/26/21
3FGM	1 3 times (@ PHI, 6/2/21)
3FGA	4 vs. MIL 4/20/19
FTM	2 vs. MIL 4/20/19
FTA	2 2 times (vs. MIL, 4/20/19)
OREB	1 2 times (vs. PHI, 5/29/21)
DREB	5 2 times (vs. PHI, 5/29/21)
TREB	6 2 times (vs. PHI, 5/29/21)
ASTS	6 at MIL 4/14/19
STLS	3 at PHI 5/23/21
BLKS	1 4 times (vs. PHI, 5/31/21)
MINS	26 at PHI 6/2/21





#8 PEYTON WATSON

Position: Forward
Height: 6'8"
Weight: 200
DOB: 9/11/2002
College: UCLA
Pro Experience: Rookie

2021-22 STATS:
PPG: --
RPG: --
APG: --

MILE HIGH BASKETBALL

CAREER TRANSACTIONS:

Signed a multi-year contract with Denver on 7/3/22 ... Drafted by the Denver Nuggets in the first round, 30th overall, in the 2022 NBA Draft.

COLLEGE:

2021-22 (Freshman): Appeared in 32 games in his freshman year at UCLA, averaging 3.3 points and 2.9 rebounds in 12.7 minutes.

PERSONAL:

Full name: Peyton Tyler Watson ... born in Beverly Hills, Calif. ... Is the oldest of Julio and Antoinette's three children ... Has one younger brother, Christian, and one younger sister, Jolie Grace ... Uncle, Brantley Watson, graduated from UCLA ... Undeclared major.







#10 JACK WHITE

Position: Forward
Height: 6'7"
Weight: 222
DOB: 8/5/1997
College: Duke
Pro Experience: Rookie

2021-22 STATS:

PPG: --

RPG: --

APG: --

MILE HIGH BASKETBALL

CAREER TRANSACTIONS:

Signed to 2022 Denver Nuggets Summer League roster ... Undrafted in 2020 NBA Draft.

INTERNATIONAL:

2021-22 (Melbourne): Appeared in 26 games (23 starts), averaging 9.4 points and 6.9 rebounds in 23.4 minutes ... **2020-21 (Melbourne):** Played in 11 games (10 starts), averaging 9.1 points, 5.9 rebounds, 1.0 assists and 2.00 blocks in 22.4 minutes ... **2015-16 (Cairns):** Appeared in two games, playing 2.7 minutes per game.

COLLEGE:

Career: Played four seasons at Duke (2016-20), appearing in 103 games (10 starts), averaging 2.7 points and 3.0 rebounds in 13.6 minutes ... **2020-21:** Played in 30 games (seven starts), averaging 3.1 points and 2.9 rebounds in 15.5 minutes ... **2019-20 (Junior):** Appeared in 35 games (three starts), averaging 4.1 points, 4.7 rebounds and 1.06 blocks in 20.5 minutes ... **2017-18 (Sophomore):** Played in 28 games, averaging 1.5 rebounds in 5.7 minutes ... **2016-17 (Freshman):** Appeared in 10 games, averaging 2.1 points and 1.3 rebounds in 6.1 minutes.





"THE RINGSBY ROCKETS"
1967-68 THROUGH 1970-71



"ROCKY ROCKET"
1971-72 THROUGH 1973-74



"MAXI MINER"
1974-75 THROUGH 1981-82



"DENVER SKYLINE"
1982-83 THROUGH 1992-93



"SNOW CAPPED MOUNTAIN PEAK"
1993-94 THROUGH 2017-18



"EVOLVE"
2018 - CURRENT

MEDIA INFORMATION

Welcome to the 2021-22 season, the Nuggets 23rd at Ball Arena (previously known as Pepsi Center). This is the Nuggets 45th season in the NBA and 54th season in Denver - we continue to strive to provide the media with a professional atmosphere to cover our games. For your benefit, please read through the following guidelines and please contact us at (303) 405-1100 if there is any way we can assist you in your coverage of the Nuggets this season.

BALL ARENA

Ball Arena is located just off Interstate 25 at the Speer (South) or Auraria Parkway exits. The mailing address is: 1000 Chopper Circle, Denver, Colo. 80204. Ball Arena is approximately 35 minutes from Denver International Airport.

PRESS CREDENTIALS

Application for all credentials must be made through the Nuggets Media Relations Office. Requests for single game media credentials must be made at least 24 hours in advance and on Fridays for Sunday games. **NO DAY OF GAME CREDENTIAL REQUESTS WILL BE HONORED, WITH NO EXCEPTIONS.** Radio stations, television stations, magazines and weekly newspapers will be accommodated on a game-by-game, space-available basis. When applying for the first time, requests from magazines and weekly newspapers must be in writing on company letterhead and must include copies of the publications (if applicable). Those with season credentials who will cover specific games must call the Nuggets Media Relations Office to arrange for seating. Credentials must be visible to security staff at all times. The Nuggets reserve the right to revoke credentials at any time for any reason.

PRESS SEATING

Press seating at Ball Arena is located in the following areas: court-side, above the vomitory between sections 130 and 132, at the top of section 130 and in the press box. A media-dedicated elevator can be accessed across from the doors to the Nuggets locker room. TV broadcasters will be seated court-side. Beat writers and visiting media will be seated above the vomitory. The home and away radio broadcast positions are located in section 202/260 and can be accessed via the club level. There will be a Nuggets media relations representative on hand to assist radio broadcasters at this position. Wireless internet is available throughout the arena.

PRESS PARKING

Press parking will be in the Tacoma Lot on the East side of Ball Arena. From Speer, enter Ball Arena at Chopper Circle. Corolla Lot will be the second lot straight ahead. From Auraria Parkway, enter Ball Arena at 9th Street. Follow the circular drive to the right and proceed to the East side of the arena. Turn left just past the Land Cruiser Lot (previously Valet Lot). Tacoma Lot will be straight ahead.

PRESS ENTRANCE

The press entrance is located inside the loading dock on the East side of the arena. From the Tacoma Lot, walk straight across the street and head towards the entrance located near the TV trucks. There is a set of stairs leading to a door entering the dock. Media Will Call will be set up inside the press entrance. This is also the entrance for practices.

PRESS DINING ROOM

The press dining room is located in the press lounge. Food and beverages will be available to the working media two hours prior to the game through tip-off. The dining room is open for soft drinks at halftime.

WORKING PRESS ROOM

The working press room is located at court level on the West side of the arena. The working press room is equipped with telephones, wireless internet, electrical outlets and a television for media use only. We must limit access to the working press room to media members filing stories. It is impossible to accommodate family, friends and guests. The Nuggets will rely on media members to maintain a courteous, professional atmosphere in the working press room.

PHOTOGRAPHERS

Credentialed photographers may shoot from the baselines of the Ball Arena floor in designated areas only. Photographers may not block courtside signage at any time. Free-lance photographers will not be granted credentials unless they are on specific assignment from a magazine or newspaper and there is space available. The Nuggets require a letter of request from an editor to verify any credential applications by free lancers. The Nuggets ask that photographers please be considerate of season ticket holders behind them.

STATISTICAL SERVICES

Game notes and other pertinent statistical information will be in the working press room 90 minutes before tipoff. Play-by-play, quarter, halftime and final boxscore sheets will be distributed in all press areas. Out of town scores will be delivered to broadcast crews on press row and will be displayed on scoreboards. Quote sheets will be available as soon as possible following the game in the press room.

INTERVIEWS

The visiting team's head coach will generally conduct post-game interviews outside the visitors locker room or in the visiting locker room's coaches lounge. Nuggets head coach Michael Malone will be available outside the locker room 10 minutes following the game. Interviews with players are possible up to 45 minutes prior to the game and the locker room will be open 15 minutes after the game. Again the Nuggets will rely on the media to maintain a courteous, professional atmosphere in the locker rooms at all times. **NO AUTOGRAPHS ARE ALLOWED DURING INTERVIEW PERIODS.** Failure to comply with these rules may result in the forfeiture of your credential.

PRACTICE/SHOOTAROUNDS

Nuggets practices this season will generally begin at 11 a.m. at the team's Practice Facility within Ball Arena. Shootarounds on gamedays will be at 10 a.m. Please contact the Nuggets Media Relations Office to arrange for any interview requiring one-on-one access. **Follow the Official Twitter account of the Denver Nuggets PR Department (@NuggetsPR) to get instant updates.**

CELL PHONES

Cell phone use is prohibited in locker rooms.





MATT KROL
VICE PRESIDENT, GENERAL MANAGER & EXECUTIVE PRODUCER,
ALTITUDE SPORTS & ENTERTAINMENT

ALTITUDE TV

Seen in a 10-state territory, Altitude Sports is the official television network of the Denver Nuggets, Colorado Avalanche, Colorado Mammoth, and Colorado Rapids. Altitude Sports broadcasts University of Denver sports

(including hockey, basketball, soccer, volleyball, gymnastics and lacrosse), the Air Force Academy (football, basketball and hockey), as well as other local and regional sports, entertainment, and public service programming.



SCOTT HASTINGS
TELEVISION COLOR
ANALYST



CHRIS MARLOWE
TELEVISION PLAY-BY-
PLAY ANNOUNCER



VIC LOMBARDI
HOST



KATY WINGE
REPORTER/ANALYST



CHRIS DEMPSEY
HOST/ANALYST



BILL HANZLIK
STUDIO ANALYST



TODD ROMERO
REPORTER



JASON KOSMICKI
RADIO PLAY-BY-PLAY
ANNOUNCER

ALTITUDE 92.5 FM

Altitude 92.5 FM is the Denver Nuggets' flagship station in Denver. Altitude Sports Radio is also the radio home of the Denver Nuggets, Colorado Avalanche and Colorado Rapids. 92.5 FM features

Denver Sports Talk weekdays starting at 6 am and Fox Sports Radio 24/7 on 950 AM along the Front Range and worldwide on altitudesportsradio.com.

KKSE	92.5 FM	Denver, CO
KKSE	950 AM	Denver, CO
	95.1 FM	Ball Arena In-House Signal
KCSF	1300 AM	Colorado Springs, CO
KRDZ	1440 AM	Wray, CO
KSTC	1230 AM	Sterling, CO
KTMM	1340 AM	Grand Junction, CO

KNFO	106.1 FM	Aspen & Vail, CO
KRSJ	100.5 FM	Durango, CO
KIUP	930 AM	Durango, CO
KAVP	1450 AM	Montrose, CO
KSIR	1010 AM	Fort Morgan, CO
KNAB	104.1 FM	Burlington, CO
KNAB	1140 AM	Burlington, CO

KBFS	1450 AM	Belle Fourche, SD
KYDT	103.1 FM	Sundance, WY
KOLT	690 AM	Scottsbluff, NE
KOLT	101.7 FM	Scottsbluff, NE
KTYV	105.7 FM	Steamboat Springs, CO

ALTITUDE EXECUTIVES

Matt Krol	Vice President, General Manager & Executive Producer, Altitude Sports & Entertainment
Phillip Mallios	Sr. Vice President – Affiliate Sales & Marketing
David Zur	Sr. Vice President – Operations & Engineering
Michael Ceilley	Senior Vice President and General Manager, Partnership Marketing & Media Sales
Dave Fleck	General Manager & Senior Vice President, KSE Radio
Billi Capra	Vice President of Broadcast Services
Doug Menzies	Senior Producer/ Director – Avalanche
Scott Bay	Senior Producer/ Director – Nuggets
Jason Kosmicki	Executive Producer, Altitude Radio Network





Chris Marlowe Television Play-By-Play Announcer

Chris Marlowe begins his 18th year as the television play-by-play voice of the Nuggets on Altitude.

Marlowe, is a veteran of nine consecutive Olympic telecasts on NBC, most recently calling beach volleyball at the 2020 Tokyo games. Prior to coming to Denver, Marlowe called Pac-10 Basketball for FOX Sports Northwest in addition to handling USC Trojan play-by-play duties for FOX Sports West.

Marlowe has called play-by-play for a variety of sports during his career, including basketball, football, soccer, volleyball, boxing, swimming, diving, water polo, gymnastics, cliff diving, poker and the XFL.

Prior to his announcing career, Marlowe excelled in athletics, playing basketball and volleyball at San Diego State University. In 1976 and 1978 he was voted the Most Valuable Player by USA Volleyball. Marlowe's athletic career culminated as captain of the gold medal-winning U.S. Olympic Volleyball team in 1984. The athletic honors continued with his induction into five total hall of fames, including his induction into the San Diego State Aztec Hall of Fame and the California Beach Volleyball Hall of Fame in 1994.

In the offseason, he resides in Denver, with his wife and two daughters.



Scott Hastings Television Analyst

The 2022-23 season marks Scott Hastings' 40th year associated with the NBA, either as a player or a broadcaster. He has been covering NBA games as a member of the media since 1993, including 25 seasons with Denver and four seasons with TNT. This will be his 17th straight season providing insight to Nuggets telecasts.

An 11-year veteran of the NBA, Hastings was a member of the 1989 league champion Detroit Pistons and played for Denver from '91-93. A four-year letterman at Arkansas, Hastings was named Honorable Mention All-American as a senior in '82 and left as the school's second all-time leading scorer behind Sidney Moncrief with 1,779 career points (now ranks fourth all-time).

He was also recently inducted into the Southwest Conference Hall of Fame as well as the Kansas Sports Hall of Fame, University of Arkansas Sports Hall of Fame and the state of Arkansas Sports Hall of Fame. Originally drafted by the New York Knicks with the 29th selection of the 1982 NBA Draft, Hastings also played professionally for Atlanta and Miami during his career.

One of the most well-known media personalities in the Denver market, Hastings has co-hosted a daily sports talk radio show for the last 23 years and served as the Denver Broncos radio color analyst for nine seasons. Hastings welcomed his new baby daughter Eleanor Grace to the world in 2014.



Vic Lombardi Television Reporter and Host

Vic Lombardi joined Altitude on January 1, 2016 as the Studio Host for the Pre-Game, Halftime, and Post-Game coverage of the Denver Nuggets games.

Lombardi previously worked as a television & radio host in South Bend, Austin, Phoenix and most recently the Sports Anchor for Denver CBS4. Lombardi comes to Altitude Sports with more than 25 years of experience in the sports industry and is a 30-time Emmy award winner, 16 for Best Sports Anchor. He is one of the most respected sports personalities in the country, which the number of awards attest.

He attended the University of Colorado and graduated from the University of Notre Dame in 1991. He resides in Denver, Colorado with his wife, Terri and three kids.



Katy Winge Denver Nuggets Reporter and Host

Katy Winge is in her fifth season as an analyst, reporter, and host for Altitude TV and the Denver Nuggets. Before that she was the in-arena reporter and an associate producer at the Ball Arena, hosting the pregame and halftime show Courtside Countdown.

Winge played Division I college basketball on a scholarship at Illinois State where she was a three-year captain and a four-year letter winner. She then went on to get her Master's in Journalism at Northwestern in Chicago.

Previously, Winge hosted the nationally syndicated Fantasy Football Hour. Prior to moving to Denver, she worked as a sideline reporter and host for Comcast SportsNet Chicago and FOX Sports Wisconsin. She also did analyst work for Big Ten Network. In addition, she worked as a local sports anchor, producer, and reporter at KTTC/FOX 47 in Rochester, MN.

Currently she also works as a college basketball analyst and is an adjunct professor at Metropolitan State University of Denver.





Chris Dempsey Denver Nuggets Reporter and Host

Christopher Dempsey is a Colorado native, born in Boulder, grew up in Montbello, and attended Montbello High School before moving on to majoring in journalism at the University of Colorado at Boulder. His career of over two decades of sports journalism began in Boulder, covering preps, all manner of sports at CU, and the Denver Broncos for the Daily Camera newspaper. In 2003, Dempsey moved on to the Denver Post, where he covered the Nuggets, college football at both CU and CSU, the Colorado Rapids and national college basketball. As a 20-something he was once told by a veteran in the business that eventually a life of immersing himself in sports would become stale, that he would look for outlets. Dempsey never believed it. And to this day he counts himself lucky to be working in a world (sports), covering a sport (basketball) and being around a hometown team (the Nuggets) that energizes him every single day.



Bill Hanzlik Television Anchor and Reporter

Bill Hanzlik, who spent 10 years as a player and coach in the Denver Nuggets organization, is in his 10th season as Nuggets anchor and reporter for the pre-game and post-game shows on Altitude Sports.

Considered one of the most beloved players in Nuggets franchise history, Hanzlik was with Denver from 1982-91 and helped the Nuggets reach the NBA Playoffs eight times. During his career, the Nuggets posted a cumulative record of 360-296 (.549) and captured two Midwest Division titles (1984-85 and 1987-88). Originally the 20th overall selection in the 1980 NBA Draft (by Seattle), Hanzlik played two seasons for the SuperSonics

before he was traded to Denver.

In 1991, Hanzlik moved on to the coaching ranks, becoming an assistant for Allan Bristow with the Charlotte Hornets. He was an assistant with the Hornets for five seasons and later moved on to coach with Lenny Wilkens and the Atlanta Hawks organization in 1996. On May 29, 1997, Hanzlik was named head coach of the Nuggets and held that position for the 1997-98 season.

Hanzlik now directs the Gold Crown Foundation, a non-profit corporation dedicated to improving the lives of Colorado's children through athletics and education. He founded the organization in 1986 with the help of Colorado business leader Ray Baker. Now a full-time CEO of the Foundation, Hanzlik has overseen the growth of the Foundation's athletic programs from one-week summer girls' basketball camp with an enrollment of 150 to its current 20,000 participants, ages 9-18 in numerous sports programs.

Hanzlik played four seasons at the University of Notre Dame (1976-80) and helped lead the Irish to the NCAA Final Four. He was also a member of the 1980 U.S. Men's Olympic Basketball Team that did not compete in the 1980 Moscow Olympics because of a political boycott. He was elected to the Colorado Sports Hall of Fame in 2003.

Bill and his wife, Maribeth, reside in Greenwood Village. They have four children.



Todd Romero Sports Reporter

Todd Romero is a Denver native and a 1986 graduate of the University of Denver. Todd began attending Nuggets games as far back as 1969 when the Nuggets were the Denver Rockets.

After beginning on radio, Romero landed his first sports anchor job in 1991 at KJCT in Grand Junction. In 1995, Romero was hired at KUSA Channel 9 where he covered the Denver Broncos in back-to-back Super Bowls and was the first local reporter in the locker room for live interviews after the Broncos beat the Packers in Super Bowl XXXII.

Romero is also one of the few Denver broadcasters to be in the Rockies clubhouse when they captured their first ever wild card playoff berth in 1995. The Colorado Avalanche arrived that same year and Todd was there to cover the team through that season which culminated in winning the Stanley Cup.

Romero also had stops in Kansas City as the Sports Director for a local NBC Affiliate. Following a 3-year stay in Kansas City, Todd then worked as play-by-play talent for the WWE before heading to Florida where he covered the Florida Gators and Tim Tebow in their championship season.

In 2012, Romero was hired on at Altitude and is now in his 11th year with Altitude Sports. He hosts the pre and post-game shows for the Nuggets, does play-by-play for high school football and for men's and women's basketball at the University of Denver.





Jason Kosmicki Radio Play-By-Play Announcer

Kosmicki enters his 30th season with Kroenke Sports Enterprises. After serving numerous roles in the radio department, Kosmicki has been the voice of the Denver Nuggets for the last 15 years.

“Koz” moved back to the states at age 11 after spending seven years living in Germany. He relearned the English language and eventually attended the University of Nebraska at Kearney.

While in college, he served as Sports Director of the campus radio station and called play-by-play action for “just about any sport imaginable,” including football, basketball, baseball, wrestling, volleyball, softball, swimming and even the Sigma Tau Gamma fight night (boxing).

His athletic career peaked in high school where he was a four-year letterman in football and basketball and two years in golf. But as Koz is quick to point out: “It’s not that impressive; we had 60 kids in our high school.”

After college, Koz landed radio stints in Eau Claire, WI (where on his first week he did play-by-play for a curling tournament), Minneapolis, Washington D.C., Houston, Corpus Christi and Colorado Springs before making his way to the Denver area.

In his free time, Koz enjoys golfing and fishing at Lake McConaughy. The Nebraska native follows his home state Cornhuskers and resides in Indian Hills. His daughter Jacque graduated CU Denver and recently got married.





2022-23 NATIONAL BASKETBALL ASSOCIATION KEY DATES

2022

June 30	Teams can begin negotiating with free agents (beginning at 6 p.m. ET)
July 2-3	California Summer League (San Francisco, CA)
July 5-7	Utah Jazz Summer League (Salt Lake City, UT)
July 6	NBA Teams may begin signing free agents to contracts (12:01 p.m. ET)
July 7-17	MGM Resorts NBA Summer League (Las Vegas, NV)
September 9-10	Naismith Memorial Basketball Hall of Fame Enshrinement Weekend (Springfield, MA)
September 23	First allowable date for players participating in preseason games outside North America to report to their teams (no earlier than 11 a.m. local time)
September 24	Training Camps open for all teams participating in preseason games outside North America
September 26	First allowable date for all other veteran players to report to their teams (no earlier than 11 a.m. local time)
September 27	NBA Training Camps open
September 30	NBA Preseason games begin
September 30 & Oct. 2	NBA Japan Games, Golden State Warriors vs. Washington Wizards (Tokyo, Japan)
October 6 & 8	NBA Abu Dhabi Games, Atlanta Hawks vs. Milwaukee Bucks, (Abu Dhabi, UAE)
October 14	NBA Preseason ends
October 17	Rosters set for NBA Opening Day (5 p.m. ET)
October 18	Start of the 2022-23 NBA Regular Season
October 22	2022-23 NBA G League Draft
October 24	NBA G League Training Camps Open
November 3	Rosters set for NBA G League Opening Day (5 p.m. ET)
November 4	NBA G League Showcase Cup begins
December 17	NBA Mexico City Game, Miami Heat vs. San Antonio Spurs (Mexico City, Mexico)
December 19-22	NBA G League Winter Showcase and Showcase Cup Championship Game
December 27	NBA G League 32-game regular season begins

2023

January 5	10-day contracts may now be signed
January 10	All Standard NBA contracts are guaranteed for the remainder of the season
January 19	NBA Paris Game, Chicago Bulls vs. Detroit Pistons, (Paris, France)
January 20	All Two-Way Contracts are guaranteed for the remainder of the season
February 9	NBA Trade Deadline (3 p.m. ET)
February 17-19	NBA All-Star 2022 (Salt Lake City, UT)
February 17-22	NBA All-Star break
March 1	Playoff Eligibility Waiver Deadline
March 25	NBA G League Regular Season ends
March 28	NBA G League Playoffs begin
April 9	Regular Season ends
April 10	Rosters set for NBA Playoffs 2023 (3 p.m. ET)
April 11-14	NBA Play-In Tournament
April 15	NBA Playoffs 2023 begin
April 23	NBA Early Entry Eligibility Deadline (11:59 p.m. ET)
May 1-2	Conference Semifinals begin (possible move up to April 29/30)
May 16-17	Conference Finals begin (possible move up to May 14-15)
May 16	NBA Draft Lottery 2023 presented by State Farm
June 1	NBA Finals 2023 Game 1
June 4	NBA Finals 2023 Game 2
June 7	NBA Finals 2023 Game 3
June 9	NBA Finals 2023 Game 4
June 12	NBA Draft Early Entry Entrant Withdrawal Deadline (5 p.m. ET)
June 12	NBA Finals 2023 Game 5 (if necessary)
June 15	NBA Finals 2023 Game 6 (if necessary)
June 18	NBA Finals 2023 Game 7 (if necessary)
June 22	NBA Draft 2023 presented by State Farm





3 Nick Buchert
4 Sean Wright
6 Tony Brown
7 Lauren Holtkamp-Sterling
8 Marc Davis
9 Natalie Sago
10 John Goble
11 Derrick Collins
12 CJ Washington
13 Ashley Moyer-Gleich
14 Ed Malloy
15 Zach Zarba
16 David Guthrie
17 Jonathan Sterling
18 Matt Boland
19 James Capers
21 Dedric Taylor
22 JB DeRosa
23 Tre Maddox
24 Kevin Scott
25 Tony Brothers
26 Pat Fraher
27 Mitchell Ervin
28 Mousa Dagher
29 Mark Lindsay
30 John Butler
31 Scott Wall
32 Marat Kogut
33 Sean Corbin
34 Kevin Cutler
35 Jason Goldenberg
36 Brent Barnaky
37 Eric Dalen
38 Michael Smith
39 Tyler Ford
40 Leon Wood
42 Eric Lewis
43 Matt Myers
44 Brett Nansel
45 Brian Forte
46 Ben Taylor
47 Bennie Adams
48 Scott Foster
49 Tom Washington
50 Gediminas Petraitis

51 Aaron Smith
52 Scott Twardoski
54 Ray Acosta
55 Bill Kennedy
58 Josh Tiven
60 James Williams
61 Courtney Kirkland
63 Derek Richardson
64 Justin Van Duyne
65 Nate Green
67 Brandon Adair
68 Jacyn Goble
70 Phenizee Ransom
71 Rodney Mott
72 J.T. Orr
74 Curtis Blair
77 Karl Lane
78 Evan Scott
79 John Conley
81 Simone Jelks
82 Suyash Mehta
83 Andy Nagy
84 Jenna Schroeder
85 Robert Hussey
86 Brandon Schwab
87 Danielle Scott
88 Matt Kallio
89 Dannica Mosher
91 Cheryl Flores

Non-Staff Officials:

90 Pat O'Connell
92 Brent Haskill
93 Jenna Reneau
94 JD Ralls
95 Tyler Ricks
96 Intae Hwang
97 Tyler Mirkovich
98 Sha'Rae Mitchell

Pronunciation Guide:

Brandon Adair (UH-dare)
Brent Barnaky (barn-UH-key)
Nick Buchert (BOOK-ert)
Mousa Dagher (MOOSE-ah Dagger)
Eric Dalen (DAY-len)
Brian Forte (for-TAY)
Pat Fraher (FRAY-er)
Jacyn Goble (JAY-sin go-BULL)
John Goble (go-BULL)
Intae Hwang (IN-tay Wang)
Matt Kallio (kal-LEE-oh)
Marat Kogut (MAH-rot co-GUT)
Suyash Mehta (Sue-YAHSH)
Dannica Mosher (MOH-sure)
Ashley Moyer-Gleich (gleash)
Brett Nansel (nan-SUL)
Gediminas Petraitis (geh-duh-
MIHN-us pih-TRY-tis)
Phenizee Ransom (FEN-uh-ZEE)
Natalie Sago (SAY-go)
Jenna Schroeder (shROW-der)
Scott Twardoski (twar-DAH-ski)
Justin Van Duyne (van-DINE)





NBA DIVISIONAL ALIGNMENTS



SOUTHWEST

Dallas
Houston
Memphis
New Orleans
San Antonio

NORTHWEST

Denver
Minnesota
Oklahoma City
Portland
Utah

PACIFIC

Golden State
LA Clippers
LA Lakers
Phoenix
Sacramento



SOUTHEAST

Atlanta
Charlotte
Miami
Orlando
Washington

CENTRAL

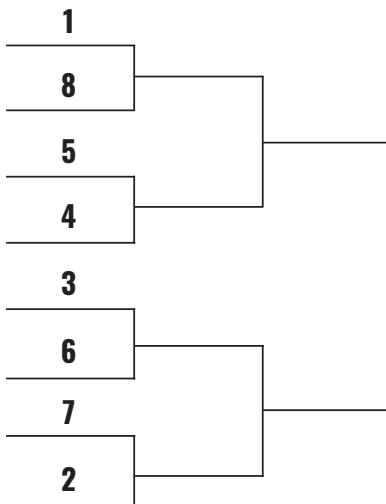
Chicago
Cleveland
Detroit
Indiana
Milwaukee

ATLANTIC

Boston
Brooklyn
New York
Philadelphia
Toronto

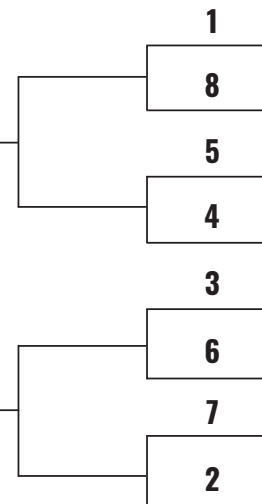
NBA PLAYOFF FORMAT

Western Conference



Following are the playoff pairings:

Eastern Conference



1. Sixteen teams qualify for the playoffs: Eight teams from each conference, ranked 1-8 based on overall record.
2. All rounds of the playoffs shall be a best-of-seven series including the NBA Finals. All teams will participate in the first round; there are no byes.





Achilles Tendon – The thick tendon at the distal portion of the calf that connects the gastrocnemius (calf) muscle to the heel.

Aerobic – Exercise in which energy needed is supplied by oxygen.

Anaerobic – Exercise without the use of oxygen as an energy source; short bursts of vigorous exercise.

Anterior Cruciate Ligament (ACL) – A primary stabilizing ligament within the center of the knee joint that prevents hyperextension and excessive rotation of the joint.

Anti-inflammatory – Any agent that prevents inflammation, such as aspirin or ibuprofen.

Arthroscopy – A surgical examination of the internal structures of a joint by viewing through an arthroscope. An arthroscopic procedure can be used to remove or repair damaged tissue or as a diagnostic procedure in order to inspect the extent of the damage or confirm diagnosis.

Atrophy – To shrivel or shrink from disuse, as in muscular atrophy.

Biceps – Muscles on the front of the upper arm responsible for flexing the elbow and shoulder.

Bone Scan – An imaging procedure in which a radioactive-labeled substance is injected into the body to determine the status of a bone injury. A bone scan is particularly useful in diagnosing a stress fracture.

Bruise – A discoloration of the skin as a result of an extravasation of blood into the underlying tissues.

Bursa – A fluid-filled sac located in areas of the body where friction is likely to occur, for example between a tendon and the underlying bone.

Cartilage – Smooth, slippery substance preventing the ends of bones from rubbing together.

Chondromalacia – Roughening of the articular cartilage. Best known for roughening of the on the underside of the patella, which can occur in any patellofemoral injury.

Concussion – Jarring injury of the brain.

Contusion – A tissue injury caused by a direct blow.

Cyst – Abnormal sac containing liquid or semisolid matter.

Dehydration – State resulting from loss of body fluid where fluid output (sweating) exceeds fluid intake.

Dislocation – Complete displacement of joint surfaces.

Fracture – Breach in continuity of the bone. Types of fractures include simple, compound, comminuted, greenstick, incomplete, impacted, longitudinal, oblique, stress and transverse.

Groin Strain – Strain to the muscles that work to adduct the leg.

Hamstring – Group of muscles that run from the buttocks to the knee along the back of the thigh. The hamstring muscles work to flex the knee and extend the hip and are often injured as a result of improper conditioning or lack of flexibility.

Hip Pointer – Contusion to the iliac crest.

Hyperextension – Extreme extension of a limb or body part.

Inflammation – The body's natural response to injury in which the involved site may display various degrees of pain, swelling, heat, redness, and/or loss of function.

Magnetic Resonance Imaging – Imaging procedure in which a radio frequency pulse causes certain electrical elements of the injured tissue to react. MRI does not require radiation and is very useful in the diagnosis of soft tissue, disc, and meniscus injuries.

Medial Collateral Ligament (MCL) – Ligament on the medial aspect of the knee that connects the femur to the tibia and provides medial stability to the joint.

Meniscus – Crescent-shaped cartilage located within the knee that works to absorb weight and provide stability.

Metatarsals – Five long bones of the foot, running from the ankle to the toes.

Microfracture Surgery – An orthopedic surgical technique that can help restore knee cartilage by creating tiny fractures in the adjacent bones, causing new cartilage to develop. It can be used to treat both degenerative knee problems as well as cartilage injuries, and has gained a high profile in the sports world in recent years.





Patella – The kneecap. The patella functions to protect the distal end of the femur as well as to increase the mechanical advantage and force-generating capacities of the quadriceps muscle group.

Patella Tendinitis – Inflammation of the patellar ligament; also known as **jumper's knee**.

Plantar Fascia – The tight band of connective tissue in the arch of the foot.

Plantar Fasciitis – Inflammation of the plantar fascia; associated with overuse or acute foot injuries.

Posterior Cruciate Ligament (PCL) – A primary stabilizing ligament of the knee that prevents backward displacement of the tibia.

Quadricep Muscles – A group of four muscles in the thigh that works to extend the knee.

Reconstruction – Surgical rebuilding of a joint using natural, artificial or transplanted materials.

Rotator Cuff – Group of four shoulder muscles responsible for moving the shoulder in internal and external rotation and assisting with overall shoulder stability.

Shin Splint – A catch-all syndrome describing pain in the shin that is not a fracture or tumor and cannot be defined otherwise.

Spasm – A sudden, violent and involuntary muscle contraction.

Sprain – A twisting, stretching, pulling or tearing of a ligament.

1st Degree: A stretching but no tearing of a ligament. Athlete may either return to play immediately or will miss very little activity.

2nd Degree: A partial tear of a ligament. Bracing may be required. Athlete may miss one to four weeks.

3rd Degree: A complete tear of the ligament. Depending upon the ligament involved, bracing or even surgery may be required. Athlete may be out of activity from three weeks to one year or longer.

Sternum – The breast bone.

Strain – The stretching, pulling or twisting of a muscle or tendon.

1st Degree: A stretching but no tear of the muscle or tendon. Athlete may either return to play immediately or will usually miss very little activity.

2nd Degree: A partial tear of a muscle or tendon. Athlete may miss one to four weeks.

3rd Degree: A complete tear of a muscle or tendon. Depending upon the muscle or tendon involved surgery may be required. Athlete may be out of activity from three weeks to one year or longer.

Stress Fracture – A hairline break in a bone usually caused by overuse.

Subluxation – Partial dislocation of a joint. The term usually implies that the joint can be returned to its normal position without formal reduction.

Tendinitis – Inflammation of the tendon and/or tendon sheath, usually caused by chronic overuse.

Triceps – Muscle on the back of the upper arm that is responsible for extending the elbow and shoulder.

Ultrasound – An electrical modality that transmits sound waves through an applicator into soft tissue in order to heat the area.



2021-22 DENVER NUGGETS ROSTER



NO.	PLAYER	POS.	HT.	WT.	BIRTHDATE	PRIOR TO NBA/HOME COUNTRY	NBA EXP.
5	Will Barton	G	6-5	181	01/06/1991	Memphis/USA	9
7	Facundo Campazzo	G	5-11	165	03/23/1991	Real Madrid (Spain)/Argentina	1
31	Vlatko Cancar	F	6-8	236	04/10/1997	KK Mega Bemax (Serbia)/Slovenia	2
4	DeMarcus Cousins	C	6-10	270	08/13/1990	Kentucky/USA	10
6	Bryn Forbes	G	6-2	205	07/23/1993	Michigan State/USA	5
50	Aaron Gordon	F	6-8	235	09/16/1995	Arizona/USA	7
0	JaMychal Green	F	6-8	227	06/21/1990	Alabama/USA	7
32	Jeff Green	F	6-8	235	08/28/1986	Georgetown/USA	13
00	Markus Howard*	G	5-11	180	03/03/1999	Marquette/USA	1
3	Bones Hyland	G	6-3	173	09/14/2000	VCU/USA	R
15	Nikola Jokic	C	7-0	284	02/19/1995	KK Mega Vizura/Serbia	6
11	Monte Morris	G	6-2	183	06/27/1995	Iowa State/USA	4
27	Jamal Murray	G	6-4	215	02/23/1997	Kentucky/Canada	5
22	Zeke Nnaji	F	6-11	240	01/09/2001	Arizona/USA	1
1	Michael Porter Jr.	F	6-10	218	06/29/1998	Missouri/USA	2
9	Davon Reed	G	6-5	208	06/11/1995	Miami/USA	2
25	Austin Rivers	G	6-4	200	08/01/1992	Duke/USA	9

*Player under two-way contract, ^Substitute Player

STAFF

Head Coach: Michael Malone (Loyola-MD)
Associate Head Coach: Wes Unseld Jr. (Johns Hopkins)
Assistant Coaches: David Adelman (Portland), Jordi Fernandez (Inefc Lleida), Ryan Bowen (Iowa), Charles Klask (Michigan State), John Beckett (Eckerd College)
Director Player Development: Ognjen Stojakovic (Serbia)
Player Development: Stephen Graham (Oklahoma State), Boniface N'Dong
Special Assistant to the Head Coach: Andrew Munson (Iowa)
Assistant Video Coordinator: Travess Armenta (Northern Colorado)
Video Room Associate: Jordan Bickerstaff (Whittier College)
Director of Sports Medicine: Steve Short (Dayton)
Head Athletic Trainer: Dan Shimensky (Utah)
Head Strength and Conditioning Coach: Felipe Eichenberger (N.W. Oklahoma State University)
Assistant Strength and Conditioning Coach: Claus Antunes de Souza (Tulsa)
Associate Head Athletic Trainer: Jason Miller (Iowa)
Physical Therapist/Lead Sports Scientist: Matt Tuttle (NY-Upstate)
Massage Therapist: Stephanie Jackson

PRONUNCIATION GUIDE

Vlatko Cancar (CHAN-char); Nikola Jokic (ni-KOLA yo-kitch); Zeke Nnaji (NAH-jee); Davon Reed (DAY-von)



2021-22 PLAYER/TEAM HIGHS AND LOWS



	DENVER NUGGETS		OPPONENTS	
Points	49	Nikola Jokic vs. LAC 01/19/2022	49	Devin Booker vs. PHX 03/24/2022
Field Goals	18	Nikola Jokic vs. SAS 04/05/2022	16	Devin Booker vs. PHX 03/24/2022
Field Goal Attempts	35	Nikola Jokic vs. SAS 04/05/2022	16	Pascal Siakam at TOR 02/12/2022
Field Goal Percentage	1.000	Zeke Nnaji (5-5) at NOP 01/28/2022	1.000	Træe Young at ATL 12/17/2021
3-PT Field Goal	7	Austin Rivers at BKN 01/26/2022	10	Anthony Edwards vs. MIN 12/15/2021
3-PT FG Attempts	13	Will Barton vs. MIA 11/08/2021	14	Malik Monk vs. LAL 04/10/2022
3-PT FG Percentage	1.000	Jeff Green (3-3) vs. PHX 03/24/2022	1.000	Stephen Curry at GSW 12/28/2021
Free Throws	14	Monte Morris (3-3) vs. LAC 03/22/2022	14	Anthony Edwards vs. MIN 12/15/2021
Free Throw Attempts	16	Nikola Jokic (3-3) vs. NOP 02/04/2022	14	Payton Pritchard (5-5) vs. BOS 03/20/2022
Free Throw Percentage	1.000	Nikola Jokic vs. LAC 01/19/2022	1.000	Devin Booker vs. PHX 03/24/2022
Total Rebounds	22	Nikola Jokic vs. LAC 01/19/2022	17	Devin Booker vs. PHX 03/24/2022
Offensive Rebounds	8	Nikola Jokic (10-10) at MEM 11/03/2021	1.000	Austin Reaves (14-14) vs. LAL 04/10/2022
Defensive Rebounds	19	Nikola Jokic at LAC 12/26/2021	19	Rudy Gobert vs. UTA 01/16/2022
Assists	15	Nikola Jokic at OKC 01/09/2022	19	Domantas Sabonis vs. IND 11/10/2021
Steals	5	Nikola Jokic vs. UTA 01/05/2022	9	Chris Boucher vs. TOR 03/12/2022
Blocks	4	Nikola Jokic at MIL 01/30/2022	17	Christian Wood vs. HOU 11/06/2021
Minutes	44:31	Nikola Jokic at CHI 12/06/2021	15	Luka Dončić at DAL 01/03/2022
		Facundo Campazzo at HOU 01/01/2022	6	Patrick Beverley vs. MIN 04/01/2022
		Nikola Jokic vs. NOP 03/06/2022	6	Matisse Thybulle at PHI 03/14/2022
		Nikola Jokic at MEM 11/01/2021	6	Gary Payton II at GSW 02/16/2022
		Monte Morris vs. LAC 01/19/2022	6	Myles Turner vs. IND 11/10/2021
			46:29	Stanley Johnson vs. LAL 04/10/2022

NUGGETS HIGHS	NUGGETS LOWS	CATEGORY	OPPONENTS HIGHS	OPPONENTS LOWS
141 vs. LAL 04/10/2022	85 at LAC 01/11/2022	Points	146 vs. LAL 04/10/2022	75 vs. DAL 10/29/2021
53 at MIL 01/30/2022	31 at DAL 01/03/2022	Field Goals	52 (2) vs. PHX 03/24/2022	23 vs. DAL 10/29/2021
100 vs. LAL 04/10/2022	67 at DAL 01/03/2022	Field Goal Attempts	102 vs. TOR 03/12/2022	72 at GSW 12/28/2021
.627 vs. POR 01/13/2022	.360 vs. PHI 11/18/2021	Field Goal Percentage	.630 vs. MIL 11/26/2021	.295 vs. DAL 10/29/2021
23 (2) at MIL 01/30/2022	4 at LAC 01/11/2022	3-PT Field Goal	23 vs. MIN 12/15/2021	5 (3) at WAS 03/16/2022
47 (2) vs. LAL 04/10/2022	25 at DAL 01/03/2022	3-PT Field Goal Attempts	48 vs. MIN 12/15/2021	20 at LAL 04/03/2022
.575 vs. LAL 01/15/2022	.121 at LAC 01/11/2022	3-PT FG Percentage	.552 vs. OKC 03/02/2022	.147 at NOP 01/28/2022
34 vs. NOP 03/06/2022	5 (3) at NYK 12/04/2021	Free Throws	42 vs. LAL 04/10/2022	5 at MEM 11/01/2021
43 vs. NOP 03/06/2022	5 at NYK 12/04/2021	Free Throw Attempts	47 vs. LAL 04/10/2022	7 at MEM 11/01/2021
1.000 at NYK 12/04/2021	.556 at PHX 10/20/2021	Free Throw Percentage	1.000 (2) vs. BOS 03/20/2022	.500 vs. PHI 11/18/2021
68 at DET 01/25/2022	33 vs. NOP 02/04/2022	Total Rebounds	66 at OKC 12/22/2021	30 at DAL 01/03/2022
18 at OKC 01/09/2022	1 at ORL 12/01/2021	Offensive Rebounds	23 vs. TOR 03/12/2022	1 at ORL 12/01/2021
47 at POR 02/27/2022	22 vs. MIL 11/26/2021	Defensive Rebounds	45 at OKC 12/22/2021	19 at IND 03/30/2022
39 (2) vs. GSW 03/07/2022	19 (4) vs. GSW 03/10/2022	Assists	35 (2) at MIN 02/01/2022	14 vs. DAL 10/29/2021
12 (2) at SAC 02/24/2022	2 (2) vs. UTA 01/05/2022	Steals	16 vs. ORL 02/14/2022	2 (2) at MIA 11/29/2021
25 (2) at DET 01/25/2022	6 vs. LAL 01/15/2022	Turnovers	22 (2) vs. DET 01/23/2022	6 vs. LAC 03/22/2022
10 at MIN 10/30/2021	1 (9) at GSW 02/16/2022	Blocks	11 vs. IND 11/10/2021	0 vs. GSW 03/07/2022
32 vs. LAL 04/10/2022	9 at MEM 11/01/2021	Fouls	30 vs. GSW 03/07/2022	10 at MIL 01/30/2022



2021-22 GAME-BY-GAMES



DATE	OPPONENT	H-R	W-L	SCORE DEN-OPP	HOME RECORD	ROAD RECORD	TOTAL RECORD	NUGGETS HI SCORER	PT	NUGGETS HI REBR	RB	NUGGETS HI ASSISTS	AST	OPPONENT HI SCORER	PT	ATTEND
10/20/2021	at Suns	R	W	110-98	0-0	1-0	1-0	N. Jokic	27	N. Jokic	13	M. Porter Jr./W. Barton	5	M. Bridges	16	16,074
10/22/2021	Spurs	H	W	102-96	1-0	1-0	2-0	N. Jokic	32	N. Jokic	16	N. Jokic	7	K. Johnson	27	19,520
10/25/2021	Cavaliers	H	L	87-99	1-1	1-0	2-1	N. Jokic	24	N. Jokic	19	M. Morris	6	K. Love	22	14,221
10/26/2021	at Jazz	R	L	110-122	1-1	1-1	2-2	N. Jokic	24	M. Porter Jr.	9	N. Jokic	6	R. Gobert	23	18,306
10/29/2021	Mavericks	H	W	106-75	2-1	1-1	3-2	W. Barton	17	N. Jokic	16	N. Jokic	8	L. Dončić	16	18,315
10/30/2021	at Timberwolves	R	W	93-91	2-1	2-1	4-2	N. Jokic	26	N. Jokic	19	N. Jokic	7	M. Beasley	18	17,136
11/01/2021	at Grizzlies	R	L	97-106	2-1	2-2	4-3	N. Jokic	23	A. Gordon	10	N. Jokic	7	J. Morant	26	12,683
11/03/2021	at Grizzlies	R	L	106-108	2-1	2-3	4-4	N. Jokic	34	M. Porter Jr./N. Jokic	11	W. Barton	7	J. Jackson Jr.	22	12,977
11/06/2021	Rockets	H	W	95-94	3-1	2-3	5-4	N. Jokic	28	N. Jokic	14	W. Barton	6	D. Theis	18	16,046
11/08/2021	Heat	H	W	113-96	4-1	2-3	6-4	N. Jokic/W. Barton	25	N. Jokic	15	N. Jokic	10	J. Butler	31	15,577
11/10/2021	Pacers	H	W	101-98	5-1	2-3	7-4	W. Barton	30	A. Gordon	9	M. Morris/B. Hyland	4	M. Brogdon	25	15,232
11/12/2021	Hawks	H	W	105-96	6-1	2-3	8-4	A. Gordon	23	N. Jokic	19	N. Jokic	10	T. Young	30	16,849
11/14/2021	Trail Blazers	H	W	124-95	7-1	2-3	9-4	N. Jokic	28	Z. Nnaji	10	N. Jokic	9	C. McCollum	21	14,583
11/15/2021	at Mavericks	R	L	101-111	7-1	2-4	9-5	N. Jokic	35	N. Jokic	16	M. Morris	8	K. Porzingis	29	19,977
11/18/2021	76ers	H	L	89-103	7-2	2-4	9-6	N. Jokic	30	N. Jokic	10	W. Barton	8	T. Maxey	22	14,547
11/19/2021	Bulls	H	L	108-114	7-3	2-4	9-7	A. Gordon	28	P. Dozier	10	M. Morris	5	Z. LaVine	36	19,520
11/21/2021	at Suns	R	L	97-126	7-3	2-5	9-8	J. Green	19	A. Gordon	10	A. Gordon/J. Green	4	C. Johnson	22	10,772
11/23/2021	at Trail Blazers	R	L	100-119	7-3	2-6	9-9	J. Green	24	W. Barton	8	W. Barton	7	C. McCollum	32	17,052
11/26/2021	Bucks	H	L	109-120	7-4	2-6	9-10	A. Gordon	18	A. Gordon/W. Barton	9	M. Morris	8	G. Antetokounmpo	24	19,520
11/29/2021	at Heat	R	W	120-111	7-4	3-6	10-10	N. Jokic	24	N. Jokic	15	N. Jokic	7	B. Adebayo	24	19,600
12/01/2021	at Magic	R	L	103-108	7-4	3-7	10-11	M. Morris	22	N. Jokic	15	N. Jokic	7	C. Anthony	24	14,191
12/04/2021	at Knicks	R	W	113-99	7-4	4-7	11-11	N. Jokic	32	N. Jokic	11	W. Barton	6	J. Randle	24	18,272
12/06/2021	at Bulls	R	L	97-109	7-4	4-8	11-12	M. Morris/W. Barton	19	J. Green	13	N. Jokic	15	Z. LaVine	32	21,236
12/08/2021	at Pelicans	R	W	120-114	7-4	5-8	12-12	N. Jokic	39	N. Jokic	11	N. Jokic	11	J. Valanciunas	27	15,035
12/09/2021	at Spurs	R	L	111-123	7-4	5-9	12-13	A. Gordon	25	N. Jokic	13	N. Jokic	10	D. White	23	12,855
12/11/2021	at Spurs	R	W	127-112	7-4	6-9	13-13	N. Jokic	35	N. Jokic	17	F. Campazzo/N. Jokic	8	L. Walker IV	16	14,607
12/13/2021	Wizards	H	W	113-107	8-4	6-9	14-13	N. Jokic	28	N. Jokic	19	N. Jokic	9	D. Bertans	21	14,632
12/15/2021	Timberwolves	H	L	107-124	8-5	6-9	14-14	N. Jokic	27	N. Jokic	10	N. Jokic	11	A. Edwards	38	15,365
12/17/2021	at Hawks	R	W	133-115	8-5	7-9	15-14	B. Hyland	24	N. Jokic	10	F. Campazzo	8	T. Young	34	16,114
12/22/2021	at Thunder	R	L	94-108	8-5	7-10	15-15	N. Jokic	13	N. Jokic/J. Green	7	F. Campazzo	6	S. Gilgeous-Alexander	27	14,932
12/23/2021	Hornets	H	L	107-115	8-6	7-10	15-16	N. Jokic	29	N. Jokic	21	F. Campazzo/N. Jokic	5	K. Oubre Jr.	23	17,003
12/26/2021	at Clippers	R	W	103-100	8-6	8-10	16-16	N. Jokic	26	N. Jokic	22	N. Jokic	8	B. Boston Jr./E. Bledsoe	18	17,759
12/28/2021	at Warriors	R	W	89-86	8-6	9-10	17-16	N. Jokic	22	N. Jokic	19	F. Campazzo	7	S. Curry	23	18,064
01/01/2022	at Rockets	R	W	124-111	8-6	10-10	18-16	N. Jokic	24	N. Jokic	11	F. Campazzo	12	J. Green	29	18,055
01/03/2022	at Mavericks	R	L	89-103	8-6	10-11	18-17	N. Jokic	27	N. Jokic	16	W. Barton	6	L. Dončić	21	19,767
01/05/2022	Jazz	H	L	109-115	8-7	10-11	18-18	N. Jokic	26	N. Jokic	21	N. Jokic	11	B. Bogdanović	36	14,056
01/07/2022	Kings	H	W	121-111	9-7	10-11	19-18	N. Jokic	33	N. Jokic	10	N. Jokic/F. Campazzo	7	D. Fox	30	15,966
01/09/2022	at Thunder	R	W	99-95	9-7	11-11	20-18	N. Jokic/A. Rivers	22	N. Jokic	18	F. Campazzo	8	L. Dort	14	14,772
01/11/2022	at Clippers	R	L	85-87	9-7	11-12	20-19	A. Gordon	30	N. Jokic	13	N. Jokic	8	A. Coffey	18	15,077
01/13/2022	Trail Blazers	H	W	140-108	10-7	11-12	21-19	W. Barton	21	Z. Nnaji	9	F. Campazzo	12	B. McLemore	18	14,972
01/15/2022	Lakers	H	W	133-96	11-7	11-12	22-19	B. Hyland	27	N. Jokic	12	N. Jokic	13	L. James	25	19,520
01/16/2022	Jazz	H	L	102-125	11-8	11-12	22-20	N. Jokic	25	N. Jokic	15	N. Jokic	14	D. Mitchell	31	15,647
01/19/2022	Clippers	H	W	130-128	12-8	11-12	23-20	N. Jokic	49	N. Jokic	14	N. Jokic	10	I. Zubac	32	14,547
01/21/2022	Grizzlies	H	L	118-122	12-9	11-12	23-21	W. Barton	27	N. Jokic	11	N. Jokic	12	J. Morant	38	17,009
01/23/2022	Pistons	H	W	117-111	13-9	11-12	24-21	N. Jokic	34	N. Jokic	9	N. Jokic	8	C. Joseph/T. Lyles/C. Cunningham/I. Stewart	18	14,060
01/25/2022	at Pistons	R	W	110-105	13-9	12-12	25-21	N. Jokic	28	N. Jokic	21	N. Jokic	9	C. Cunningham	34	16,023
01/26/2022	at Nets	R	W	124-118	13-9	13-12	26-21	N. Jokic	26	N. Jokic/W. Barton	10	N. Jokic	8	C. Thomas	25	18,011
01/28/2022	at Pelicans	R	W	116-105	13-9	14-12	27-21	N. Jokic	29	N. Jokic	13	N. Jokic	10	H. Jones	19	15,254
01/30/2022	at Bucks	R	W	136-100	13-9	15-12	28-21	A. Gordon	24	N. Jokic	10	N. Jokic	15	G. Antetokounmpo	29	17,341
02/01/2022	at Timberwolves	R	L	115-130	13-9	15-13	28-22	N. Jokic	21	N. Jokic	16	N. Jokic	8	K. Towns	24	15,839
02/02/2022	at Jazz	R	L	104-108	13-9	15-14	28-23	B. Forbes	26	W. Barton	9	B. Hyland	7	T. Forrest	18	18,306
02/04/2022	Pelicans	H	L	105-113	13-10	15-14	28-24	N. Jokic	25	N. Jokic	12	N. Jokic	9	H. Jones	25	16,152
02/06/2022	Nets	H	W	124-104	14-10	15-14	29-24	N. Jokic	27	N. Jokic	12	N. Jokic	10	K. Irving	27	18,241
02/08/2022	Knicks	H	W	132-115	15-10	15-14	30-24	B. Hyland	22	N. Jokic	11	N. Jokic	7	J. Randle	28	15,093
02/11/2022	at Celtics	R	L	102-108	15-10	15-15	30-25	N. Jokic	23	N. Jokic	16	N. Jokic	11	J. Tatum	24	19,156
02/12/2022	at Raptors	R	W	110-109	15-10	16-15	31-25	N. Jokic	28	N. Jokic	15	N. Jokic	6	P. Siakam	35	0
02/14/2022	Magic	H	W	121-111	16-10	16-15	32-25	N. Jokic	26	N. Jokic	15	N. Jokic	7	F. Wagner	26	15,025
02/16/2022	at Warriors	R	W	117-116	16-10	17-15	33-25	N. Jokic	35	N. Jokic	17	N. Jokic	8	S. Curry	25	18,064
02/24/2022	at Kings	R	W	128-110	16-10	18-15	34-25	W. Barton	31	N. Jokic	12	N. Jokic	9	D. Sabonis	33	15,855
02/26/2022	Kings	H	W	115-110	17-10	18-15	35-25	A. Gordon	23	N. Jokic	10	N. Jokic	11	D. Fox	26	19,520
02/27/2022	at Trail Blazers	R	W	124-92	17-10	19-15	36-25	J. Green	20	N. Jokic	18	N. Jokic	11	A. Simons	16	17,771
03/02/2022	Thunder	H	L	107-119	17-11	19-15	36-26	N. Jokic	22	N. Jokic	16	W. Barton	5	S. Gilgeous-Alexander	29	15,167
03/04/2022	Rockets	H	W	116-101	18-11	19-15	37-26	D. Cousins	31	D. Cousins/J. Green	9	B. Hyland	5	C. Wood	22	16,254
03/06/2022	Pelicans	H	W	138-130	19-11	19-15	38-26	N. Jokic	46	N. Jokic	12	N. Jokic	11	B. Ingram	38	14,962
03/07/2022	Warriors	H	W	131-124	20-11	19-15	39-26	N. Jokic	32	N. Jokic	15	N. Jokic	13	J. Poole	32	19,542
03/09/2022	at Kings	R	W	106-100	20-11	20-15	40-26	N. Jokic	38	N. Jokic	18	N. Jokic	7	D. Fox	32	14,697
03/10/2022	Warriors	H	L	102-113	20-12	20-15	40-27	N. Jokic	23	N. Jokic	12	N. Jokic	9	S. Curry	34	19,520
03/12/2022	Raptors	H	L	115-127	20-13	20-15	40-28	N. Jokic	26	N. Jokic	10	N. Jokic/B. Hyland	7	P. Siakam	33	18,659
03/14/2022	at 76ers	R	W	114-110	20-13	21-15	41-28	N. Jokic	22	N. Jokic	13	N. Jokic	8	J. Embiid	34	21,444
03/16/2022	at Wizards	R	W	127-109	20-13	22-15	42-28	N. Jokic	29	N. Jokic	13	N. Jokic	8	D. Avdija	19	15,326
03/18/2022	at Cavaliers	R	L	116-119	20-13	22-16	42-29	N. Jokic	32	N. Jokic	10	N. Jokic	8	L. Markkanen	31	19,432
03/20/2022	Celtics	H	L	104-124	20-14	22-16	42-30	N. Jokic	23	N. Jokic	8	A. Rivers/N. Jokic/M. Morris/B. Hyland	4	J. Brown/J. Tatum	30	19,602
03/22/2022	Clippers	H	W	127-115	21-14	22-16	43-30	N. Jokic	30	N. Jokic	14	A. Gordon/N. Jokic	6	T. Mann	24	16,089
03/24/2022	Suns	H	L	130-140	21-15	22-16	43-31	N. Jokic	28	A. Gordon/J. Green/D. Cousins/N. Jokic	6	W. Barton	8	D. Booker	49	19,520
03/26/2022	Thunder	H	W	113-107	22-15	22-16	44-31	N. Jokic	35	N. Jokic	12	N. Jokic	8	T. Maledon	20	19,520
03/28/2022	at Hornets	R	W	113-109	22-15	23-16	45-31	N. Jokic	26	N. Jokic	19	N. Jokic	11	M. Bridges	27	17,614
03/30/2022	at Pacers	R	W	125-118	22-15	24-16	46-31	N. Jokic	37	N. Jokic	13	N. Jokic	9	B. Field	20	15,036
04/01/2022	Timberwolves	H	L	130-136	22-16	24-16	46-32	N. Jokic	38	N. Jokic	19	N. Jokic	8	K. Towns	32	19,612
04/03/2022	at Lakers	R	W	129-118	22-16	25-16	47-32	N. Jokic	38	N. Jokic	18	M. Morris	10	A. Davis	28	18,997
04/05/2022	Spurs	H	L	97-116	22-17	25-16	47-33	N. Jokic	41	N. Jokic	17	W. Barton	6	K. Johnson/D. Vassell	20	17,037
04/07/2022	Grizzlies	H	W	122-109	23-17	25-16	48-33	N. Jokic	35	N. Jokic	16	B. Hyland	7	D. Bane	14	19,520
04/10/2022	Lakers	H	L	141-146	23-18	25-16	48-34	M. Howard	25	D. Cousins/J. Green	9	B. Hyland	6			

2021-22 DENVER NUGGETS FINAL STATS



PLAYER	GP-GS	MIN	MPG	FG-ATT	FG%	3FG-ATT	3FG%	FT-FTA	FT%	OFF	DEF	TOT/AVG	AST	APG	PF-D	STL	SPG	TO	BLK	BPG	PTS	AVG
Jokic	74-74	2,476	33.5	764-1,311	.583	97-288	.337	379-468	.810	206	813	1,019/13.8	584	7.9	191-483	109	1.47	281	63	0.85	2,004	27.1
Gordon	75-75	2,376	31.7	434-834	.520	87-260	.335	171-230	.743	125	314	439/5.9	188	2.5	148-200	44	0.59	133	44	0.59	1,126	15.0
Barton	71-71	2,277	32.1	392-896	.438	157-430	.365	102-127	.803	44	296	340/4.8	276	3.9	114-128	55	0.77	127	31	0.44	1,043	14.7
Morris	75-74	2,239	29.9	374-773	.484	124-314	.395	73-84	.869	27	199	226/3.0	333	4.4	92-86	56	0.75	78	14	0.19	945	12.6
Green	75-63	1,849	24.7	277-529	.524	53-168	.315	165-198	.833	41	190	231/3.1	96	1.3	151-167	28	0.37	71	27	0.36	772	10.3
Hyland	69-4	1,310	19.0	230-571	.403	131-358	.366	107-125	.856	14	174	188/2.7	191	2.8	153-91	41	0.59	86	20	0.29	698	10.1
Green	67-8	1,085	16.2	159-327	.486	33-124	.266	81-93	.871	81	200	281/4.2	59	0.9	158-80	43	0.64	57	26	0.39	432	6.4
Rivers	67-18	1,480	22.1	146-350	.417	79-231	.342	32-44	.727	19	95	114/1.7	90	1.3	121-45	51	0.76	54	6	0.09	403	6.0
Campazzo	65-4	1,184	18.2	107-296	.361	58-193	.301	60-78	.769	23	94	117/1.8	220	3.4	124-111	63	0.97	67	23	0.35	332	5.1
Forbes	35-1	610	17.4	103-243	.424	59-144	.410	35-38	.921	6	24	30/0.9	34	1.0	53-23	8	0.23	23	2	0.06	300	8.6
Cousins	31-2	431	13.9	94-206	.456	24-74	.324	64-87	.736	50	122	172/5.5	53	1.7	93-82	19	0.61	69	13	0.42	276	8.9
Nnaji	41-1	698	17.0	96-186	.516	37-80	.463	41-65	.631	56	91	147/3.6	17	0.4	79-52	16	0.39	23	13	0.32	270	6.6
Reed	48-5	668	13.9	81-161	.503	37-86	.430	10-15	.667	14	94	108/2.3	53	1.1	63-13	24	0.50	16	9	0.19	209	4.4
Howard	31-0	176	5.7	39-101	.386	28-70	.400	20-23	.870	2	10	12/0.4	7	0.2	17-17	9	0.29	7	0	0.00	126	4.1
Dozier	18-0	340	18.9	36-99	.364	15-48	.313	10-13	.769	14	49	63/3.5	29	1.6	33-19	11	0.61	13	6	0.33	97	5.4
Porter Jr.	9-9	265	29.4	37-103	.359	10-48	.208	5-9	.556	9	50	59/6.6	17	1.9	16-10	10	1.11	12	2	0.22	89	9.9
Cancar	15-1	176	11.8	23-41	.561	7-12	.583	9-14	.643	8	23	31/2.1	17	1.1	18-16	2	0.13	9	3	0.20	62	4.1
Bol	13-0	81	6.2	15-27	.556	1-4	.250	2-5	.400	4	16	20/1.5	5	0.4	4-2	1	0.08	4	2	0.15	33	2.5
Cornellie	13-0	38	2.9	5-15	.333	1-8	.125	3-4	.750	7	7	14/1.1	3	0.2	7-3	1	0.08	4	1	0.08	14	1.1
Tucker	3-0	29	9.8	1-2	.500	1-2	.500	3-4	.750	1	3	4/1.3	4	1.3	3-2	1	0.33	0	0	0.00	6	2.0
Ennis III	3-0	14	4.6	2-6	.333	0-2	.000	0-1	.000	1	1	2/0.7	3	1.0	1-2	0	0.00	1	0	0.00	4	1.3
Jones	2-0	4	2.0	1-2	.500	0-0	.000	0-0	.000	0	0	0/0.0	0	0.0	0-0	0	0.00	0	0	0.00	2	1.0
NUGGETS	82	19,795	241.4	3,416-7,079	.483	1,039-2,944	.353	1,372-1,725	.795	752	2,865	3,617/44.1	2,279	27.8	1,639-1,632	592	7.22	1,135	305	3.72	9,243	112.7
OPPONENTS	82	19,795	241.4	3,367-7,168	.470	971-2,806	.346	1,349-1,783	.757	795	2,680	3,475/42.4	2,082	25.4	1,632-1,639	649	7.91	1,003	392	4.78	9,054	110.4



2021-22 REGULAR SEASON AVERAGES



PLAYER	MIN	FG	ATT	3FG	ATT	FT	FTA	OFF	DEF	TOT	AST	PF	FD	STL	TO	BLK	PTS
JaMychal Green	16	2.4	4.9	0.5	1.9	1.2	1.4	1	3	4	0.9	2.4	1.2	0.64	0.9	0.39	6.4
Michael Porter Jr.	29	4.1	11.4	1.1	5.3	0.6	1.0	1	6	7	1.9	1.8	1.1	1.11	1.3	0.22	9.9
Will Barton	32	5.5	12.6	2.2	6.1	1.4	1.8	1	4	5	3.9	1.6	1.8	0.77	1.8	0.44	14.7
Facundo Campazzo	18	1.6	4.6	0.9	3.0	0.9	1.2	0	1	2	3.4	1.9	1.7	0.97	1.0	0.35	5.1
Jeff Green	25	3.7	7.1	0.7	2.2	2.2	2.6	1	3	3	1.3	2.0	2.2	0.37	0.9	0.36	10.3
Monte Morris	30	5.0	10.3	1.7	4.2	1.0	1.1	0	3	3	4.4	1.2	1.1	0.75	1.0	0.19	12.6
Nikola Jokic	33	10.3	17.7	1.3	3.9	5.1	6.3	3	11	14	7.9	2.6	6.5	1.47	3.8	0.85	27.1
Austin Rivers	22	2.2	5.2	1.2	3.4	0.5	0.7	0	1	2	1.3	1.8	0.7	0.76	0.8	0.09	6.0
P.J. Dozier	19	2.0	5.5	0.8	2.7	0.6	0.7	1	3	4	1.6	1.8	1.1	0.61	0.7	0.33	5.4
Aaron Gordon	32	5.8	11.1	1.2	3.5	2.3	3.1	2	4	6	2.5	2.0	2.7	0.59	1.8	0.59	15.0
Markus Howard	6	1.3	3.3	0.9	2.3	0.6	0.7	0	0	0	0.2	0.5	0.5	0.29	0.2	--	4.1
Bones Hyland	19	3.3	8.3	1.9	5.2	1.6	1.8	0	3	3	2.8	2.2	1.3	0.59	1.2	0.29	10.1
Bol Bol	6	1.2	2.1	0.1	0.3	0.2	0.4	0	1	2	0.4	0.3	0.2	0.08	0.3	0.15	2.5
Petr Cornelie	3	0.4	1.2	0.1	0.6	0.2	0.3	1	1	1	0.2	0.5	0.2	0.08	0.3	0.08	1.1
Zeke Nnaji	17	2.3	4.5	0.9	2.0	1.0	1.6	1	2	4	0.4	1.9	1.3	0.39	0.6	0.32	6.6
Vlatko Cancar	12	1.5	2.7	0.5	0.8	0.6	0.9	1	2	2	1.1	1.2	1.1	0.13	0.6	0.20	4.1
Davon Reed	14	1.7	3.4	0.8	1.8	0.2	0.3	0	2	2	1.1	1.3	0.3	0.50	0.3	0.19	4.4
Bryn Forbes	18	3.1	7.5	1.8	4.4	1.0	1.1	0	1	1	1.1	1.6	0.7	0.23	0.8	0.06	9.1
DeMarcus Cousins	14	3.0	6.6	0.8	2.4	2.1	2.8	2	4	6	1.7	3.0	2.6	0.61	2.2	0.42	8.9
Rayjon Tucker	10	0.3	0.7	0.3	0.7	1.0	1.3	0	1	1	1.3	1.0	0.7	0.33	--	--	2.0
Carlik Jones	2	0.5	1.0	--	--	--	--	--	--	--	--	--	--	--	--	--	1.0
James Ennis III	5	0.7	2.0	--	0.7	--	0.3	0	0	1	1.0	0.3	0.7	--	0.3	--	1.3
NUGGETS 242		41.7	86.3	12.7	35.9	16.7	21.0	9	35	51	27.8	20.0	19.9	7.22	13.8	3.72	112.7
OPPONENTS 242		41.1	87.4	11.8	34.2	16.5	21.7	10	33	49	25.4	19.9	20.0	7.91	12.2	4.78	110.4



2021-22 SINGLE GAME HIGHS



PLAYER	MIN	FG	ATT	FG%	3FG	ATT	3FG%	FT	FTA	FT%	OFF	DEF	TOT	AST	PF	FD	STL	TO	BLK	PTS
JaMychal Green	27	7	14	1.000 (6)	2 (8)	5	1.000 (5)	6 (2)	7	1.000 (20)	4 (2)	8 (2)	10 (2)	4 (2)	5 (4)	5	3 (4)	4	2 (2)	20 (2)
Michael Porter Jr.	39	6 (2)	18	.600	3 (2)	11	.667	2	4	1.000 (2)	3	9 (2)	12	5	4	3 (2)	2 (2)	2 (4)	1 (2)	15
Will Barton	42	11 (3)	21	.857	7	13	1.000	6	6 (3)	1.000 (29)	3	9	10	8 (3)	5	5 (2)	3 (2)	7	3	31
Facundo Campazzo	34	7 (2)	12	1.000 (2)	4 (2)	10	1.000 (2)	5	5 (2)	1.000 (14)	3	7	7	12 (2)	5 (5)	7	5	4 (2)	2 (4)	22
Jeff Green	36	10	16 (2)	1.000 (3)	4 (2)	9	1.000 (5)	7	8	1.000 (33)	4	11	13	5	6 (2)	6 (2)	2 (6)	3 (5)	3 (2)	26
Monte Morris	45	10	20	.875	5 (3)	9	1.000 (5)	6	6	1.000 (27)	3	7 (3)	9	10	4 (2)	5	3 (4)	4 (3)	2	23
Nikola Jokic	43	18	35	.900	4	10	1.000 (6)	14	16	1.000 (25)	8	19	22	15 (2)	5 (8)	15	4 (3)	9	4 (2)	49
Austin Rivers	35	8 (2)	13	1.000 (2)	7	10	1.000 (4)	4	6	1.000 (8)	3	5	5 (3)	4 (4)	5 (2)	3 (3)	3 (4)	3 (2)	1 (6)	25
P.J. Dozier	25	5	11	.750	4	6	.750	3	4	1.000 (3)	2 (3)	8	10	4 (2)	4 (2)	3 (2)	3	2 (3)	1 (6)	12 (2)
Aaron Gordon	44	11	18	.833 (2)	4 (3)	8 (2)	1.000 (5)	10	15	1.000 (24)	6	11	13	9	6	10	3 (3)	7	3	30
Markus Howard	24	8	17	1.000	6	12	1.000 (2)	7	8	1.000 (4)	2	2 (2)	3	2	5 (2)	4 (2)	2	2	--	25
Bones Hyland	37	8 (3)	15 (2)	.750 (2)	6	12	.833	6 (3)	9	1.000 (26)	2	9	10	7 (6)	6	5	3 (2)	4 (2)	3	27
Bol Bol	20	5	7	1.000	1	2	1.000	1 (2)	2 (2)	1.000	1 (4)	3	3 (3)	2	2	1 (2)	1	2	1 (2)	11
Petr Cornelie	7	2 (2)	3 (2)	1.000	1	2	1.000	2	2 (2)	1.000	2	1 (7)	3	1 (3)	2	1 (3)	1	2	1	4 (2)
Zeke Nnaji	34	7 (2)	13	1.000 (8)	5	9	1.000 (12)	5	6	1.000 (9)	4 (5)	8	11	2 (6)	5 (2)	5 (2)	4	3 (2)	2 (2)	21
Vlatko Cancar	24	5 (2)	7	1.000 (3)	2	3 (2)	1.000 (4)	4	6	1.000 (2)	2 (3)	7	8	4 (2)	5	4 (2)	1 (2)	2	1 (3)	11 (2)
Davon Reed	30	6 (3)	10	1.000 (2)	5	7	1.000 (4)	2 (4)	3	1.000 (5)	1 (14)	6 (3)	7 (3)	4 (3)	4 (3)	2 (3)	2 (5)	3	2	17
Bryn Forbes	36	10	14	.769	5 (3)	11 (2)	1.000 (2)	7	7	1.000 (12)	1 (7)	3	3 (2)	3 (2)	4 (2)	4	1 (8)	4	1 (2)	26
DeMarcus Cousins	24	10	14	.833	3	6	1.000 (2)	8	9	1.000 (10)	4 (2)	8	9 (3)	6	5 (6)	6 (3)	3	6 (2)	2	31
Rayjon Tucker	22	1	1 (2)	1.000	1	1 (2)	1.000	3	4	.750	1	2	3	3	1 (3)	2	1	--	--	3 (2)
Carlik Jones	2	1	1 (2)	1.000	--	--	--	--	--	--	--	--	--	--	--	--	--	--	--	2
James Ennis III	7	1 (2)	4	.500	--	2	--	--	1	--	1	1	2	3	1	1 (2)	--	1	--	2 (2)
NUGGETS	265 (5)	53	100	.627	23 (2)	47 (2)	.575	34	43	1.000	18	47	68	39 (2)	34	30 (2)	12 (2)	25 (2)	10	141
OPPONENTS	265 (5)	52 (2)	102	.630	23	48	.552	42	47	1.000 (2)	23	45	66	35 (2)	30 (2)	34	16	22 (2)	11	146



2021-22 FINAL STATS HOME/ROAD



2021-22 FINAL STATS - HOME

PLAYER	GP-GS	MIN	MPG	FG-ATT	FG%	3FG-ATT	3FG%	FT-FTA	FT%	OFF	DEF	TOT/AVG	AST	APG	PF-D	STL	SPG	TO	BLK	BPG	PTS	AVG
Jokic	36-36	1,235	34.3	384-643	.597	44-132	.333	198-247	.802	101	384	485/13.5	293	8.1	102-248	56	1.56	128	31	0.86	1,010	28.1
Gordon	37-37	1,189	32.1	206-403	.511	49-127	.386	102-127	.803	64	156	220/5.9	99	2.7	75-106	18	0.49	62	21	0.57	563	15.2
Barton	36-36	1,158	32.2	202-443	.456	79-219	.361	54-66	.818	18	163	181/5.0	148	4.1	62-66	25	0.69	53	14	0.39	537	14.9
Morris	39-38	1,158	29.7	188-407	.462	66-167	.395	30-35	.857	14	103	117/3.0	168	4.3	45-36	29	0.74	36	5	0.13	472	12.1
Green	38-33	946	24.9	153-278	.550	25-80	.313	83-103	.806	21	97	118/3.1	51	1.3	72-87	14	0.37	34	13	0.34	414	10.9
Hyland	37-2	724	19.6	126-309	.408	82-205	.400	74-84	.881	7	106	113/3.1	111	3.0	83-57	22	0.59	47	11	0.30	408	11.0
Green	32-3	520	16.3	80-160	.500	14-55	.255	37-45	.822	43	93	136/4.3	26	0.8	74-37	19	0.59	29	13	0.41	211	6.6
Campazzo	31-1	488	15.7	53-145	.366	28-99	.283	24-31	.774	7	38	45/1.5	87	2.8	59-42	29	0.94	27	6	0.19	158	5.1
Rivers	34-8	715	21.0	59-163	.362	27-100	.270	11-17	.647	8	41	49/1.4	40	1.2	64-20	26	0.76	22	3	0.09	156	4.6
Cousins	18-2	245	13.6	50-117	.427	12-44	.273	42-57	.737	28	72	100/5.6	27	1.5	52-53	12	0.67	37	8	0.44	154	8.6
Nnaji	20-0	333	16.7	54-100	.540	19-42	.452	25-38	.658	34	48	82/4.1	6	0.3	41-33	6	0.30	8	6	0.30	152	7.6
Forbes	18-1	315	17.5	45-120	.375	28-74	.378	27-29	.931	4	12	16/0.9	20	1.1	27-15	4	0.22	11	1	0.06	145	8.1
Reed	22-3	349	15.9	41-86	.477	20-51	.392	4-8	.500	3	41	44/2.0	24	1.1	33-7	8	0.36	9	6	0.27	106	4.8
Howard	18-0	105	5.8	22-54	.407	15-37	.405	11-12	.917	2	7	9/0.5	5	0.3	13-10	6	0.33	6	0	0.00	70	3.9
Dozier	10-0	204	20.4	25-63	.397	10-31	.323	6-7	.857	10	31	41/4.1	20	2.0	22-8	7	0.70	10	2	0.20	66	6.6
Porter Jr.	4-4	86	21.6	13-40	.325	5-22	.227	1-1	1.000	2	11	13/3.3	4	1.0	7-1	3	0.75	5	1	0.25	32	8.0
Cancar	5-1	85	17.1	11-18	.611	4-5	.800	4-6	.667	5	15	20/4.0	12	2.4	9-9	1	0.20	3	1	0.20	30	6.0
Bol	7-0	31	4.4	5-10	.500	0-1	.000	0-2	.000	1	8	9/1.3	4	0.6	2-0	1	0.14	1	1	0.14	10	1.4
Cornelle	4-0	14	3.5	4-7	.571	0-3	.000	0-0	.000	2	2	4/1.0	2	0.5	2-1	0	0.00	0	0	0.00	8	2.0
Ennis III	2-0	10	4.8	2-6	.333	0-2	.000	0-1	.000	1	1	2/1.0	3	1.5	0-2	0	0.00	0	0	0.00	4	2.0
Tucker	1-0	4	3.5	0-1	.000	0-1	.000	0-0	.000	0	1	1/1.0	3	3.0	1-0	0	0.00	0	0	0.00	0	0.0
NUGGETS	41	9,907	241.6	1,723-3,573	.482	527-1,497	.352	733-916	.800	375	1,430	1,805/44.0	1,153	28.1	845-838	286	6.98	528	143	3.49	4,706	114.8
OPPONENTS	41	9,907	241.6	1,693-3,555	.476	513-1,403	.366	709-922	.769	376	1,361	1,737/42.4	1,027	25.0	838-845	301	7.34	495	197	4.80	4,608	112.4

2021-22 FINAL STATS - ROAD

PLAYER	GP-GS	MIN	MPG	FG-ATT	FG%	3FG-ATT	3FG%	FT-FTA	FT%	OFF	DEF	TOT/AVG	AST	APG	PF-D	STL	SPG	TO	BLK	BPG	PTS	AVG
Jokic	38-38	1,241	32.6	380-668	.569	53-156	.340	181-221	.819	105	429	534/14.1	291	7.7	89-235	53	1.39	153	32	0.84	994	26.2
Gordon	38-38	1,186	31.2	228-431	.529	38-133	.286	69-103	.670	61	158	219/5.8	89	2.3	73-94	26	0.68	71	23	0.61	563	14.8
Barton	35-35	1,118	31.9	190-453	.419	78-211	.370	48-61	.787	26	133	159/4.5	128	3.7	52-62	30	0.86	74	17	0.49	506	14.5
Morris	36-36	1,081	30.0	186-366	.508	58-147	.395	43-49	.878	13	96	109/3.0	165	4.6	47-50	27	0.75	42	9	0.25	473	13.1
Green	37-30	903	24.4	124-251	.494	28-88	.318	82-95	.863	20	93	113/3.1	45	1.2	79-80	14	0.38	37	14	0.38	358	9.7
Hyland	32-2	586	18.3	104-262	.397	49-153	.320	33-41	.805	7	68	75/2.3	80	2.5	70-34	19	0.59	39	9	0.28	290	9.1
Rivers	33-10	764	23.2	87-187	.465	52-131	.397	21-27	.778	11	54	65/2.0	50	1.5	57-25	25	0.76	32	3	0.09	247	7.5
Green	35-5	565	16.1	79-167	.473	19-69	.275	44-48	.917	38	107	145/4.1	33	0.9	84-43	24	0.69	28	13	0.37	221	6.3
Campazzo	34-3	696	20.5	54-151	.358	30-94	.319	36-47	.766	16	56	72/2.1	133	3.9	65-69	34	1.00	40	17	0.50	174	5.1
Forbes	17-0	295	17.4	58-123	.472	31-70	.443	8-9	.889	2	12	14/0.8	14	0.8	26-8	4	0.24	12	1	0.06	155	9.1
Cousins	13-0	185	14.3	44-89	.494	12-30	.400	22-30	.733	22	50	72/5.5	26	2.0	41-29	7	0.54	32	5	0.38	122	9.4
Nnaji	21-1	364	17.4	42-86	.488	18-38	.474	16-27	.593	22	43	65/3.1	11	0.5	38-19	10	0.48	15	7	0.33	118	5.6
Reed	26-2	318	12.2	40-75	.533	17-35	.486	6-7	.857	11	53	64/2.5	29	1.1	30-6	16	0.62	7	3	0.12	103	4.0
Porter Jr.	5-5	179	35.7	24-63	.381	5-26	.192	4-8	.500	7	39	46/9.2	13	2.6	9-9	7	1.40	7	1	0.20	57	11.4
Howard	13-0	72	5.5	17-47	.362	13-33	.394	9-11	.818	0	3	3/0.2	2	0.2	4-7	3	0.23	1	0	0.00	56	4.3
Cancar	10-0	91	9.1	12-23	.522	3-7	.429	5-8	.625	3	8	11/1.1	5	0.5	9-7	1	0.10	6	2	0.20	32	3.2
Dozier	8-0	136	17.0	11-36	.306	5-17	.294	4-6	.667	4	18	22/2.8	9	1.1	11-11	4	0.50	3	4	0.50	31	3.9
Bol	6-0	50	8.3	10-17	.588	1-3	.333	2-3	.667	3	8	11/1.8	1	0.2	2-2	0	0.00	3	1	0.17	23	3.8
Cornelle	9-0	24	2.7	1-8	.125	1-5	.200	3-4	.750	5	5	10/1.1	1	0.1	5-2	1	0.11	4	1	0.11	6	0.7
Tucker	2-0	26	12.9	1-1	1.000	1-1	1.000	3-4	.750	1	2	3/1.5	1	0.5	2-2	1	0.50	0	0	0.00	6	3.0
Jones	2-0	4	2.0	1-2	.500	0-0	.000	0-0	.000	0	0	0/0.0	0	0.0	0-0	0	0.00	0	0	0.00	2	1.0
Ennis III	1-0	4	4.3	0-0	.000	0-0	.000	0-0	.000	0	0	0/0.0	0	0.0	1-0	0	0.00	1	0	0.00	0	0.0
NUGGETS	41	9,880	241.0	1,693-3,506	.483	512-1,447	.354	639-809	.790	377	1,435	1,812/44.2	1,126	27.5	794-794	306	7.46	607	162	3.95	4,537	110.7
OPPONENTS	41	9,880	241.0	1,674-3,613	.463	458-1,403	.326	640-861	.743	419	1,319	1,738/42.4	1,055	25.7	794-794	348	8.49	508	195	4.76	4,446	108.4



2021-22 FINAL STATS RECORD VS. NBA



TEAM RECORD

	RECORD	HOME	ROAD	OT
OVERALL	48-34	23-18	25-16	3-2
ATLANTIC	6-4	2-3	4-1	--
CENTRAL	5-5	2-3	3-2	0-1
SOUTHEAST	8-2	4-1	4-1	--
EASTERN	19-11	8-7	11-4	0-1
SOUTHWEST	10-8	6-3	4-5	2-0
NORTHWEST	6-10	3-5	3-5	--
PACIFIC	13-5	6-3	7-2	1-1
WESTERN	29-23	15-11	14-12	3-1

TEAM RECORD - BY TEAM

	RECORD	HOME	ROAD	OT
OVERALL	48-34	23-18	25-16	3-2
76ERS	1-1	0-1	1-0	--
BUCKS	1-1	0-1	1-0	--
BULLS	0-2	0-1	0-1	--
CAVALIERS	0-2	0-1	0-1	0-1
CELTICS	0-2	0-1	0-1	--
CLIPPERS	3-1	2-0	1-1	1-0
GRIZZLIES	1-3	1-1	0-2	--
HAWKS	2-0	1-0	1-0	--
HEAT	2-0	1-0	1-0	--
HORNETS	1-1	0-1	1-0	--
JAZZ	0-4	0-2	0-2	--
KINGS	4-0	2-0	2-0	--
KNICKS	2-0	1-0	1-0	--
LAKERS	2-1	1-1	1-0	0-1
MAGIC	1-1	1-0	0-1	--
MAVERICKS	1-2	1-0	0-2	--
NETS	2-0	1-0	1-0	--
PACERS	2-0	1-0	1-0	--
PELICANS	3-1	1-1	2-0	2-0
PISTONS	2-0	1-0	1-0	--
RAPTORS	1-1	0-1	1-0	--
ROCKETS	3-0	2-0	1-0	--
SPURS	2-2	1-1	1-1	--
SUNS	1-2	0-1	1-1	--
THUNDER	2-2	1-1	1-1	--
TIMBERWOLVES	1-3	0-2	1-1	--
TRAIL BLAZERS	3-1	2-0	1-1	--
WARRIORS	3-1	1-1	2-0	--
WIZARDS	2-0	1-0	1-0	--

HEAD COACH: MICHAEL MALONE

	TENURE	WON	LOSS	PCT.
OVERALL:	9	353	308	.534
W/ CLUB:	7	314	241	.566

TEAM WINNING & LOSING STREAKS

LONG:	OVERALL	HOME	ROAD
Win	2/12/2022 — 2/27/2022 (6)	10/29/2021 — 11/14/2021 (6)	2/12/2022 — 3/16/2022 (7)
Loss	11/15/2021 — 11/26/2021 (6)	3/10/2022 — 3/20/2022 (3)	11/1/2021 — 11/23/2021 (5)

*showing most recent streaks

AFTER 82 GAMES: W48, L34

MARGIN	1	2	3	4	5	6	7	8	9	10	11	12	13	14	15	16	17	18	19	20	21	22	23
Won By:	3	2	3	3	2	7	2	1	2	2	2	2	2	1	2		2	3		1			
Lost By:		2	1	2	2	4		2	1	2	2	6		3	1		1		2	1			1

MARGIN	24	25	26	27	28	29	30	31	32	33	34	35	36	37	38	39	40	41	42	43	44	45	46
Won By:						1		1	2				1	1									
Lost By:						1																	

AT START OF:	OVERALL	HOME	ROAD	FG%:	OVERALL	HOME	ROAD
2nd-Ahead:	38-6	19-1	19-5	-44%	7-13	2-7	5-6
-Behind:	10-24	4-13	6-11	45-49%	13-15	8-8	5-7
-Tied:	0-4	0-4	0-0	50-54%	15-4	6-1	9-3
3rd-Ahead:	36-12	18-5	18-7	55-59%	10-1	6-1	4-0
-Behind:	9-21	2-12	7-9	+60%	3-1	1-1	2-0
-Tied:	3-1	3-1	0-0				
4th-Ahead:	39-10	20-4	19-6				
-Behind:	6-23	1-13	5-10				
-Tied:	3-1	2-1	1-0				



2021-22 INDIVIDUAL SEASON HIGHS



PLAYER	MIN	FG	ATT	3FG	ATT	FT	FTA	OFF	DEF	TOT	AST	PF	PFD	STL	TO	BLK	PTS
Will Barton	41.8 Dec. 8 at NOP	11(3) Feb. 24 at SAC	21 Nov. 3 at MEM	7C Nov. 8 vs. MIA	13C Nov. 26 vs. MIL	6 Feb. 24 at SAC	6(3) Feb. 24 at SAC	3 Jan. 26 at BKN	9 Dec. 23 vs. CHA	10 Jan. 26 at BKN	8(3) Mar. 24 vs. PHX	5C Feb. 4 vs. NOP	5(2) Feb. 14 vs. ORL	3(2) Feb. 4 vs. NOP	7C Jan. 3 at DAL	3 Feb. 2 at UTA	31 Feb. 24 at SAC
Bol Bol	20.2 Jan. 1 at HOU	5C Jan. 1 at HOU	7C Jan. 1 at HOU	1 Jan. 3 at DAL	2 Nov. 15 at DAL	1(2) Jan. 1 at HOU	2(2) Jan. 1 at HOU	1(4) Jan. 3 at DAL	3 Nov. 18 vs. PHI	3(3) Jan. 1 at HOU	2C Dec. 15 vs. MIN	2 Oct. 29 vs. DAL	1(2) Jan. 1 at HOU	1C Oct. 29 vs. DAL	2C Jan. 3 at DAL	1(2) Nov. 18 vs. PHI	11C Jan. 1 at HOU
Facundo Campazzo	34.3 Jan. 1 at HOU	7C(2) Jan. 13 vs. POR	12C Dec. 23 vs. CHA	4(2) Dec. 9 at SAS	10C Dec. 23 vs. CHA	5 Jan. 1 at HOU	5(2) Jan. 3 at DAL	3C Mar. 9 at SAC	7 Feb. 27 at POR	7 Feb. 27 at POR	12(2) Jan. 13 vs. POR	5C(5) Feb. 11 at BOS	7 Feb. 11 at BOS	5C Jan. 1 at HOU	4C(2) Jan. 1 at HOU	2C(4) Feb. 27 at POR	22C Jan. 1 at HOU
Vlatko Cancar	23.9 Apr. 10 vs. LAL	5C(2) Jan. 1 at HOU	7 Jan. 1 at HOU	2 Nov. 26 vs. MIL	3(2) Jan. 1 at HOU	4C Dec. 22 at OKC	6C Dec. 22 at OKC	2C(3) Apr. 10 vs. LAL	7C Dec. 15 vs. MIN	8C Apr. 10 vs. LAL	4C(2) Apr. 10 vs. LAL	5C Apr. 10 vs. LAL	4C(2) Dec. 22 at OKC	1(2) Dec. 11 at SAS	2C Dec. 22 at OKC	1C(3) Jan. 1 at HOU	11(2) Jan. 1 at HOU
Petr Cornelie	7.1C Nov. 21 at PHX	2C(2) Dec. 15 vs. MIN	3C(2) Dec. 15 vs. MIN	1C Jan. 1 at HOU	2C Nov. 21 at PHX	2C Jan. 3 at DAL	2C(2) Jan. 3 at DAL	2C Nov. 21 at PHX	1C(7) Jan. 3 at DAL	3C Nov. 21 at PHX	1C(3) Nov. 26 vs. MIL	2C Jan. 1 at HOU	1C(3) Jan. 3 at DAL	1C Dec. 22 at OKC	2C Jan. 1 at HOU	1C Dec. 17 at ATL	4C(2) Dec. 15 vs. MIN
DeMarcus Cousins	23.6 Mar. 4 vs. HOU	10 Mar. 4 vs. HOU	14 Mar. 4 vs. HOU	3 Mar. 4 vs. HOU	6 Mar. 20 vs. BOS	8 Mar. 4 vs. HOU	9 Mar. 4 vs. HOU	4(2) Apr. 10 vs. LAL	8 Feb. 6 vs. BKN	9(3) Apr. 10 vs. LAL	6 Feb. 27 at POR	5(6) Apr. 10 vs. LAL	6(3) Mar. 7 vs. GSW	3 Mar. 4 vs. HOU	6(2) Mar. 9 at SAC	2 Apr. 10 vs. LAL	31 Mar. 4 vs. HOU
PJ Dozier	24.7 Nov. 10 vs. IND	5 Nov. 12 vs. ATL	11 Nov. 8 vs. MIA	4 Nov. 14 vs. POR	6C Nov. 14 vs. POR	3 Nov. 21 at PHX	4 Nov. 21 at PHX	2(3) Nov. 19 vs. CHI	8C Nov. 19 vs. CHI	10 Nov. 19 vs. CHI	4(2) Nov. 14 vs. POR	4(2) Nov. 19 vs. CHI	3(2) Nov. 21 at PHX	3C Nov. 6 vs. HOU	2(3) Nov. 19 vs. CHI	1(6) Nov. 19 vs. CHI	12(2) Nov. 14 vs. POR
James Ennis III	6.8 Jan. 15 vs. LAL	1(2) Jan. 16 vs. UTA	4 Jan. 15 vs. LAL	--	2 Jan. 15 vs. LAL	--	1 Jan. 16 vs. UTA	1 Jan. 15 vs. LAL	1 Jan. 15 vs. LAL	2 Jan. 15 vs. LAL	3 Jan. 15 vs. LAL	1 Jan. 11 at LAC	1(2) Jan. 16 vs. UTA	--	1 Jan. 11 at LAC	--	2(2) Jan. 16 vs. UTA
Bryn Forbes	36.4 Apr. 10 vs. LAL	10 Feb. 2 at UTA	14 Apr. 10 vs. LAL	5(3) Apr. 10 vs. LAL	11C(2) Apr. 10 vs. LAL	7 Apr. 10 vs. LAL	7 Apr. 10 vs. LAL	1(6) Mar. 20 vs. BOS	3 Feb. 11 at BOS	3(2) Feb. 11 at BOS	3(2) Mar. 2 vs. OKC	4(2) Jan. 23 vs. DET	4 Apr. 10 vs. LAL	1(8) Apr. 10 vs. LAL	4C Mar. 2 vs. OKC	1C(2) Mar. 2 vs. OKC	26 Feb. 2 at UTA
Aaron Gordon	43.7 Jan. 19 vs. LAC	11 Jan. 11 at LAC	18 Jan. 28 at NOP	4(3) Apr. 1 vs. MIN	8(2) Jan. 30 at MIL	10 Mar. 6 vs. NOP	15C Mar. 6 vs. NOP	6 Nov. 10 vs. IND	11 Apr. 5 vs. SAS	13 Apr. 5 vs. SAS	9 Jan. 21 vs. MEM	6C Mar. 18 at CLE	10C Mar. 6 vs. NOP	3(3) Feb. 24 at SAC	7 Mar. 18 at CLE	3 Nov. 12 vs. ATL	30 Jan. 11 at LAC
JaMychal Green	27.3 Mar. 16 at WAS	7 Feb. 27 at POR	14 Mar. 4 vs. HOU	2(8) Mar. 18 at CLE	5 Dec. 4 at NYK	6(2) Feb. 8 vs. NYK	7 Feb. 8 vs. NYK	4(2) Mar. 2 vs. OKC	8(2) Feb. 27 at POR	10(2) Mar. 2 vs. OKC	4(2) Jan. 1 at HOU	5(4) Mar. 14 at PHI	5 Feb. 27 at POR	3(4) Apr. 10 vs. LAL	4 Oct. 22 vs. SAS	2(2) Dec. 11 at SAS	20(2) Feb. 27 at POR
Jeff Green	35.9 Dec. 8 at NOP	10 Jan. 15 vs. LAL	16(2) Jan. 11 at LAC	4(2) Jan. 15 vs. LAL	9 Dec. 17 at ATL	7 Mar. 4 vs. HOU	8 Nov. 21 at PHX	4 Mar. 10 vs. GSW	11C Dec. 6 at CHI	13 Dec. 6 at CHI	5 Feb. 12 at TOR	6C(2) Jan. 21 vs. MEM	6(2) Apr. 7 vs. MEM	2(6) Apr. 1 vs. MIN	3(5) Feb. 27 at POR	3(2) Jan. 21 vs. MEM	26 Jan. 15 vs. LAL
Markus Howard	24.1 Apr. 10 vs. LAL	8 Apr. 10 vs. LAL	17C Apr. 10 vs. LAL	6C Dec. 11 at SAS	12C Dec. 11 at SAS	7C Apr. 10 vs. LAL	8C Apr. 10 vs. LAL	2C Apr. 10 vs. LAL	2(2) Mar. 20 vs. BOS	3 Apr. 10 vs. LAL	2 Nov. 26 vs. MIL	5C(2) Apr. 10 vs. LAL	4C(2) Apr. 10 vs. LAL	2C Dec. 15 vs. MIN	2 Dec. 15 vs. MIN	--	25C Apr. 10 vs. LAL
Bones Hyland	36.7C Jan. 16 vs. UTA	8C(3) Mar. 30 at IND	15C(2) Apr. 10 vs. LAL	6C Jan. 15 vs. LAL	12C Apr. 1 vs. MIN	6C(3) Apr. 1 vs. MIN	9C Mar. 24 vs. PHX	2C Mar. 12 vs. TOR	9C Jan. 15 vs. LAL	10C Jan. 15 vs. LAL	7C(6) Apr. 7 vs. MEM	6C Jan. 13 vs. POR	5C Mar. 24 vs. PHX	3C(2) Mar. 18 at CLE	4C(2) Feb. 12 at TOR	3C Apr. 10 vs. LAL	27C Jan. 15 vs. LAL
Nikola Jokic	43.4 Apr. 1 vs. MIN	18 Apr. 5 vs. SAS	35C Apr. 5 vs. SAS	4 Dec. 11 at SAS	10 Feb. 11 at BOS	14 Jan. 19 vs. LAC	16 Jan. 19 vs. LAC	8 Jan. 9 at OKC	19C Jan. 5 vs. UTA	22C Dec. 26 at LAC	15(2) Jan. 30 at MIL	5(8) Mar. 22 vs. LAC	15C Jan. 19 vs. LAC	4(3) Apr. 7 vs. MEM	9 Feb. 11 at BOS	4(2) Mar. 6 vs. NOP	49 Jan. 19 vs. LAC
Carlisle Jones	2.2 Jan. 3 at DAL	1C Jan. 3 at DAL	1(2) Jan. 3 at DAL	--	--	--	--	--	--	--	--	--	--	--	--	--	2C Jan. 3 at DAL
Monte Morris	44.5C Jan. 19 vs. LAC	10C Dec. 1 at ORL	20C Jan. 19 vs. LAC	5C(3) Feb. 26 vs. SAC	9C Jan. 5 vs. UTA	6 Jan. 25 at DET	6 Jan. 25 at DET	3C Jan. 25 at DET	7C(3) Jan. 28 at NOP	9C Jan. 19 vs. LAC	10C Apr. 3 at LAL	4C(2) Apr. 5 vs. SAS	5 Jan. 25 at DET	3(4) Apr. 3 at LAL	4C(3) Dec. 15 vs. MIN	2C Dec. 11 at SAS	23 Apr. 1 vs. MIN
Zeke Nnaji	33.7C Dec. 4 at NYK	7C(2) Dec. 4 at NYK	13C Dec. 4 at NYK	5C Dec. 4 at NYK	9C Dec. 4 at NYK	5C Jan. 21 vs. MEM	6C Jan. 21 vs. MEM	4C(5) Feb. 8 vs. NYK	8C Jan. 15 vs. LAL	11C Jan. 15 vs. LAL	2C(6) Apr. 10 vs. LAL	5C(2) Feb. 2 at UTA	5C(2) Feb. 8 vs. NYK	4C Mar. 9 at SAC	3C(2) Feb. 2 at UTA	2C(2) Feb. 4 vs. NOP	21C Dec. 4 at NYK
Michael Porter Jr.	38.6 Oct. 26 at UTA	6(2) Nov. 3 at MEM	18 Oct. 26 at UTA	3(2) Oct. 26 at UTA	11 Oct. 26 at UTA	2 Nov. 1 at MEM	4 Nov. 1 at MEM	3 Oct. 30 at MIN	9(2) Nov. 3 at MEM	12 Oct. 30 at MIN	5C Oct. 20 at PHX	4 Oct. 22 vs. SAS	3(2) Nov. 1 at MEM	2(2) Oct. 26 at UTA	2(4) Nov. 3 at MEM	1(2) Nov. 1 at MEM	15 Oct. 20 at PHX
Davon Reed	29.7C Feb. 2 at UTA	6C(3) Apr. 10 vs. LAL	10C Apr. 10 vs. LAL	5C Mar. 7 vs. GSW	7C Mar. 7 vs. GSW	2C(4) Apr. 3 at LAL	3C Apr. 10 vs. LAL	1C(14) Mar. 30 at IND	6C(3) Feb. 2 at UTA	7C(3) Feb. 2 at UTA	4C(3) Apr. 10 vs. LAL	4C(3) Feb. 2 at UTA	2C(3) Apr. 10 vs. LAL	2(5) Apr. 3 at LAL	3C Apr. 10 vs. LAL	2C Mar. 10 vs. GSW	17C Mar. 7 vs. GSW
Austin Rivers	35.2 Jan. 28 at NOP	8(2) Jan. 26 at BKN	13 Jan. 9 at OKC	7C Jan. 26 at BKN	10 Jan. 26 at BKN	4 Jan. 11 at LAC	6 Jan. 11 at LAC	3C Nov. 8 vs. MIA	5 Dec. 23 vs. CHA	5(3) Jan. 11 at LAC	4(4) Mar. 20 vs. BOS	5(2) Apr. 5 vs. SAS	3(3) Jan. 23 vs. DET	3(4) Mar. 26 vs. OKC	3(2) Apr. 5 vs. SAS	1(6) Mar. 22 vs. LAC	25 Jan. 26 at BKN
Rayjon Tucker	22.0 Jan. 1 at HOU	1 Jan. 1 at HOU	1(2) Jan. 5 vs. UTA	1 Jan. 1 at HOU	1(2) Jan. 5 vs. UTA	3 Jan. 3 at DAL	4 Jan. 3 at DAL	1 Jan. 1 at HOU	2 Jan. 1 at HOU	3 Jan. 1 at HOU	3 Jan. 5 vs. UTA	1(3) Jan. 5 vs. UTA	2 Jan. 3 at DAL	1 Jan. 3 at DAL	--	--	3(2) Jan. 3 at DAL
Nuggets High Games	265.0(5) Apr. 10 vs. LAL	53 Jan. 30 at MIL	100 Apr. 10 vs. LAL	23(2) Jan. 30 at MIL	47(2) Apr. 10 vs. LAL	34 Mar. 6 vs. NOP	43 Mar. 6 vs. NOP	18 Jan. 9 at OKC	47 Feb. 27 at POR	68 Jan. 25 at DET	39(2) Mar. 7 vs. GSW	34 Apr. 10 vs. LAL	30(2) Mar. 7 vs. GSW	12(2) Feb. 24 at SAC	25(2) Jan. 25 at DET	10 Oct. 30 at MIN	141 Apr. 10 vs. LAL
Nuggets Low Games	240.0(77) Apr. 7 vs. MEM	31 Jan. 3 at DAL	67 Jan. 3 at DAL	4 Jan. 11 at LAC	25 Jan. 3 at DAL	5(3) Dec. 4 at NYK	5 Dec. 4 at NYK	1 Dec. 1 at ORL	22 Nov. 26 vs. MIL	33 Feb. 4 vs. NOP	19(4) Mar. 10 vs. GSW	10 Nov. 1 at MEM	10 Jan. 30 at MIL	2(2) Jan. 5 vs. UTA	6 Jan. 15 vs. LAL	1(9) Feb. 16 at GSW	85 Jan. 11 at LAC
Opponents High Games	265.0(5) Apr. 10 vs. LAL	52(2) Mar. 24 vs. PHX	102 Mar. 12 vs. TOR	23 Dec. 15 vs. MIN	48 Dec. 15 vs. MIN	42 Apr. 10 vs. LAL	47 Apr. 10 vs. LAL	23 Mar. 12 vs. TOR	45 Dec. 22 at OKC	66 Dec. 22 at OKC	35(2) Feb. 1 at MIN	30(2) Mar. 7 vs. GSW	34 Apr. 10 vs. LAL	16 Feb. 14 vs. ORL	22(2) Jan. 23 vs. DET	11 Nov. 10 vs. IND	146 Apr. 10 vs. LAL
Opponents Low Games	240.0(77) Apr. 7 vs. MEM	23 Oct. 29 vs. DAL	72 Dec. 28 at GSW	5(3) Mar. 16 at WAS	20 Apr. 3 at LAL	5 Nov. 1 at MEM	7 Nov. 1 at MEM	1 Dec. 1 at ORL	19 Mar. 30 at IND	30 Jan. 3 at DAL	14 Oct. 29 vs. DAL	10 Jan. 30 at MIL	10 Nov. 1 at MEM	2(2) Nov. 29 at MIA	6 Mar. 22 vs. LAC	1(2) Feb. 12 at TOR	75 Oct. 29 vs. DAL

C INDICATES A NEW CAREER-HIGH, *T* A TIED CAREER-HIGH.
NUMBERS IN PARENTHESES INDICATE THE NUMBER OF GAMES IN WHICH A PLAYER OR TEAM HAS REACHED A GIVEN TOTAL (IF MORE THAN ONE).



2021-22 INDIVIDUAL SINGLE GAME HIGHS



	DATE	OPPONENT	VALUE	WHO
Assists	12/6	at Chicago	15	Nikola Jokic
	1/30	at Milwaukee	15	Nikola Jokic
Assists Turnover Ratio	4/3	at LA Lakers	10.00	Monte Morris
Blocks	11/1	at Memphis	4	Nikola Jokic
	3/6	New Orleans	4	Nikola Jokic
Blocks Received	12/23	Charlotte	4	Nikola Jokic
	3/22	LA Clippers	4	Aaron Gordon
Defensive Rating	1/30	at Milwaukee	99.9	Bones Hyland
Efficiency Game Score	3/6	New Orleans	48.7	Nikola Jokic
Fast Break Points Attempted	3/26	Oklahoma City	6	Will Barton
	4/5	San Antonio	6	Aaron Gordon
Fast Break Points Made	1/19	LA Clippers	4	Monte Morris
	2/24	at Sacramento	4	Will Barton
	3/28	at Charlotte	4	Aaron Gordon
	4/5	San Antonio	4	Aaron Gordon
	4/7	Memphis	4	Will Barton
Field Goals Attempted	4/5	San Antonio	35	Nikola Jokic
Field Goals Effective Percentage	10/25	Cleveland	1.500	Zeke Nnaji
	10/30	at Minnesota	1.500	Austin Rivers
	12/6	at Chicago	1.500	Vlatko Cancar
	12/23	Charlotte	1.500	JaMychal Green
	1/1	at Houston	1.500	Petr Cornelie
	1/1	at Houston	1.500	Rayjon Tucker
	1/7	Sacramento	1.500	Zeke Nnaji
	1/13	Portland	1.500	Davon Reed
	2/6	Brooklyn	1.500	Facundo Campazzo
	3/18	at Cleveland	1.500	Austin Rivers
Field Goals Made	4/5	San Antonio	18	Nikola Jokic
Fouls Offensive	3/9	at Sacramento	4	DeMarcus Cousins
Fouls Drawn	1/19	LA Clippers	15	Nikola Jokic
Fouls Personal	12/9	at San Antonio	6	Jeff Green
	1/13	Portland	6	Bones Hyland
	1/21	Memphis	6	Jeff Green
Fouls Technical	3/18	at Cleveland	6	Aaron Gordon
	11/21	at Phoenix	2	Aaron Gordon
	12/11	at San Antonio	2	Nikola Jokic
	12/13	Washington	2	Nikola Jokic
	1/26	at Brooklyn	2	DeMarcus Cousins
	3/30	at Indiana	2	Austin Rivers
Freethrows Attempted	1/19	LA Clippers	16	Nikola Jokic
Freethrows Made	1/19	LA Clippers	14	Nikola Jokic
Minus	4/1	Minnesota	119	Nikola Jokic
Minutes	1/19	LA Clippers	44:31	Monte Morris
Minutes Calculated	1/19	LA Clippers	44:00	Aaron Gordon
	1/19	LA Clippers	44:00	Monte Morris
Offensive Rating	2/4	New Orleans	99.9	Bones Hyland
Plus	4/1	Minnesota	123	Nikola Jokic
Plus Minus Points	4/7	Memphis	37	Nikola Jokic
Points	1/19	LA Clippers	49	Nikola Jokic
Points Fast Break	1/19	LA Clippers	9	Monte Morris
	3/26	Oklahoma City	9	Will Barton
	4/7	Memphis	9	Will Barton
Points in the Paint	3/9	at Sacramento	30	Nikola Jokic
	3/18	at Cleveland	30	Nikola Jokic
Points in the Paint Attempted	4/5	San Antonio	26	Nikola Jokic
Points in the Paint Made	3/9	at Sacramento	15	Nikola Jokic
	3/18	at Cleveland	15	Nikola Jokic
Points Second Chance	1/19	LA Clippers	15	Nikola Jokic
Defensive Rebounds	1/5	Utah	19	Nikola Jokic
Defensive Rebounds Percentage	11/18	Philadelphia	78.218%	Bol Bol
Offensive Rebounds	1/9	at Oklahoma City	8	Nikola Jokic
Offensive Rebounds Percentage	12/11	at San Antonio	61.082%	Petr Cornelie
Rebounds Percentage	12/11	at San Antonio	58.241%	Petr Cornelie
Rebounds Total	12/26	at LA Clippers	22	Nikola Jokic
Second Chance Points Attempted	12/23	Charlotte	8	Nikola Jokic
	12/26	at LA Clippers	8	Nikola Jokic
	1/19	LA Clippers	8	Nikola Jokic
Second Chance Points Made	1/19	LA Clippers	6	Nikola Jokic
Steals	1/1	at Houston	5	Facundo Campazzo
Steals Percentage	12/22	at Oklahoma City	0.299	Petr Cornelie
Three pointers Attempted	11/26	Milwaukee	13	Will Barton
Three pointers Made	11/8	Miami	7	Will Barton
	1/26	at Brooklyn	7	Austin Rivers
Trueshooting Attempts	4/5	San Antonio	37.6	Nikola Jokic
Trueshooting Percentage	10/25	Cleveland	150.000%	Zeke Nnaji
	10/30	at Minnesota	150.000%	Austin Rivers
	12/6	at Chicago	150.000%	Vlatko Cancar
	1/1	at Houston	150.000%	Petr Cornelie
	1/1	at Houston	150.000%	Rayjon Tucker
	1/13	Portland	150.000%	Davon Reed
	2/6	Brooklyn	150.000%	Facundo Campazzo
	3/18	at Cleveland	150.000%	Austin Rivers
Turnovers	2/11	at Boston	9	Nikola Jokic
Two pointers Attempted	4/5	San Antonio	30	Nikola Jokic
Two pointers Made	12/8	at New Orleans	17	Nikola Jokic
	4/5	San Antonio	17	Nikola Jokic



2021-22 MISCELLANEOUS STATS



NUGGETS RECORD WHEN...	OVERALL	HOME	ROAD
Outrebounding opponent	27-14	14-9	13-5
Outrebounded by opponent	19-19	8-8	11-11
Tied in Rebounding	2-1	1-1	1-0
Shooting better than opponent	35-10	18-6	17-4
Shooting worse than opponent	13-24	5-12	8-12
Shooting same than opponent	0-0	0-0	0-0
More FTM than opponent	26-11	12-4	14-7
Less FTM than opponent	19-21	8-12	11-9
Same FTM than opponent	3-2	3-2	0-0
More 3FGM than opponent	33-11	16-7	17-4
Less 3FGM than opponent	14-20	7-11	7-9
Same 3FGM than opponent	1-3	0-0	1-3
More assists than opponent	39-15	19-9	20-6
Less assists than opponent	6-17	3-7	3-10
Same assists than opponent	3-2	1-2	2-0
More turnovers than opponent	22-23	8-14	14-9
Less turnovers than opponent	20-5	11-2	9-3
Same turnovers than opponent	6-6	4-2	2-4
Bench outscores opponent bench	27-12	13-8	14-4
Opponent bench outscores DEN	20-20	10-8	10-12
Bench scoring equal	1-2	0-2	1-0
Scoring less than 80 points	0-0	0-0	0-0
Scoring between 80-89 points	1-4	0-2	1-2
Scoring between 90-99 points	2-5	1-1	1-4
Scoring 100 or more points	44-25	22-15	22-10
Opponent scores less than 80	1-0	1-0	0-0
Opponent scores between 80-89	1-1	0-0	1-1
Opponent scores between 90-99	11-0	7-0	4-0
Opponent scores 100 or more	34-32	15-17	19-15

	NUMBER OF TIMES RECORDING			POINTS			REB	AST	BLK	STL	DD	TD
	10+	20+	30+	10+	20+	30+	10+	10+	3+	3+		
Will Barton	57	17	2	1	--	1	2	1	--	2	1	--
Bol Bol	1	--	--	--	--	--	--	--	--	--	--	--
Facundo Campazzo	9	1	--	--	2	--	6	2	--	2	--	--
Vlatko Cancar	3	--	--	--	--	--	--	--	--	--	--	--
Petr Cornelie	--	--	--	--	--	--	--	--	--	--	--	--
DeMarcus Cousins	11	1	1	--	--	--	1	--	--	1	--	--
PJ Dozier	3	--	--	1	--	--	1	--	--	1	--	--
James Ennis III	--	--	--	--	--	--	--	--	--	--	--	--
Bryn Forbes	12	3	--	--	--	--	--	--	--	--	--	--
Aaron Gordon	62	19	1	6	--	1	3	6	--	6	--	--
JaMychal Green	16	2	--	2	--	--	4	1	--	1	--	--
Jeff Green	37	4	--	1	--	2	--	1	--	1	--	--
Markus Howard	3	2	--	--	--	--	--	--	--	--	--	--
Bones Hyland	33	6	--	1	--	1	2	1	--	2	1	--
Nikola Jokic	73	66	22	66	20	3	11	66	19	66	19	--
Carlik Jones	--	--	--	--	--	--	--	--	--	--	--	--
Monte Morris	54	7	--	--	1	--	4	--	--	4	--	--
Jamal Murray	--	--	--	--	--	--	--	--	--	--	--	--
Zeke Nnaji	8	1	--	2	--	--	1	--	--	1	--	--
Michael Porter Jr.	6	--	--	2	--	--	--	--	--	1	--	--
Davon Reed	7	--	--	--	--	--	--	--	--	--	--	--
Austin Rivers	15	2	--	--	--	--	4	--	--	--	--	--
Rayjon Tucker	--	--	--	--	--	--	--	--	--	--	--	--

	NUMBER OF TIMES LEADING TEAM IN . . . (INCLUDES TIES)						
	PTS	REB	AST	BLK	STL	MIN	
Will Barton	7	4	10	18	10	16	
Bol Bol	--	--	--	1	--	--	
Facundo Campazzo	--	--	9	13	14	2	
Vlatko Cancar	--	--	--	1	--	--	
Petr Cornelie	--	--	--	--	--	--	
DeMarcus Cousins	1	3	--	7	5	--	
PJ Dozier	--	1	--	--	1	--	
James Ennis III	--	--	--	--	--	--	
Bryn Forbes	1	--	--	1	--	1	
Aaron Gordon	7	5	2	22	8	13	
JaMychal Green	1	4	1	12	10	1	
Jeff Green	2	1	--	15	5	4	
Markus Howard	1	--	--	--	2	--	
Bones Hyland	3	--	7	11	9	1	
Nikola Jokic	59	69	55	35	33	36	
Carlik Jones	--	--	--	--	--	--	
Monte Morris	2	--	7	7	12	4	
Jamal Murray	--	--	--	--	--	--	
Zeke Nnaji	--	2	--	5	3	1	
Michael Porter Jr.	--	2	1	--	1	2	
Davon Reed	--	--	--	6	3	--	
Austin Rivers	1	--	1	3	14	2	
Rayjon Tucker	--	--	--	--	--	--	

STARTING LINEUPS							
LAST USED	GAME	FORWARD	FORWARD	CENTER	GUARD	GUARD	RECORD
11/6	vs. Rockets	Aaron Gordon	Michael Porter Jr.	Nikola Jokic	Will Barton	Monte Morris	5-4
11/19	vs. Bulls	Will Barton	Aaron Gordon	Jeff Green	Monte Morris	Austin Rivers	0-1
11/26	vs. Bucks	Aaron Gordon	Jeff Green	JaMychal Green	Will Barton	Monte Morris	1-3
12/13	vs. Wizards	Aaron Gordon	Jeff Green	Nikola Jokic	Monte Morris	Davon Reed	2-0
12/23	vs. Hornets	Vlatko Cancar	Jeff Green	Nikola Jokic	Will Barton	Monte Morris	0-1
12/26	at Clippers	Will Barton	Jeff Green	Nikola Jokic	Monte Morris	Austin Rivers	1-0
12/28	at Warriors	Will Barton	Jeff Green	Nikola Jokic	Facundo Campazzo	Austin Rivers	1-0
1/5	vs. Jazz	Will Barton	Aaron Gordon	Nikola Jokic	Facundo Campazzo	Austin Rivers	1-2
1/9	at Thunder	JaMychal Green	Austin Rivers	Nikola Jokic	Will Barton	Monte Morris	1-0
1/11	at Clippers	Aaron Gordon	JaMychal Green	Nikola Jokic	Monte Morris	Austin Rivers	0-1
1/25	at Pistons	Aaron Gordon	Jeff Green	Nikola Jokic	Markus Howard	Monte Morris	1-0
2/2	at Jazz	Will Barton	Zeke Nnaji	Jeff Green	Monte Morris	Austin Rivers	0-1
2/14	vs. Magic	Aaron Gordon	Jeff Green	Nikola Jokic	Will Barton	Bones Hyland	2-1
3/4	vs. Rockets	Aaron Gordon	Jeff Green	DeMarcus Cousins	Will Barton	Monte Morris	1-0
3/9	at Kings	Aaron Gordon	Davon Reed	Nikola Jokic	Monte Morris	Austin Rivers	1-0
3/10	vs. Warriors	Aaron Gordon	Jeff Green	Nikola Jokic	Monte Morris	Austin Rivers	3-2
3/12	vs. Raptors	Jeff Green	Davon Reed	Nikola Jokic	Will Barton	Monte Morris	0-2
4/3	at Lakers	Aaron Gordon	JaMychal Green	Nikola Jokic	Will Barton	Monte Morris	2-0
4/5	vs. Spurs	Will Barton	Aaron Gordon	Nikola Jokic	Monte Morris	Austin Rivers	1-1
4/7	vs. Grizzlies	Aaron Gordon	Jeff Green	Nikola Jokic	Will Barton	Monte Morris	25-14
4/10	vs. Lakers	Jeff Green	Austin Rivers	DeMarcus Cousins	Bryn Forbes	Bones Hyland	0-1



2021-22 MISCELLANEOUS STATS



GAMES MISSED DUE TO INJURIES/SUSPENSIONS			
NAME	INJURY/ILLNESS	DATES OUT	GAMES MISSED
Will Barton	Low Back; Pain	11/15	1
	Right Knee; Contusion	12/9	1
	Non-covid; Illness	12/11 through 12/13/21; 1/28	3
	Health And Safety Protocols	1/11	1
	Right Hamstring; Tightness	1/25 through 1/26/22	2
	Left Ankle; Sprain	3/7 through 3/10/22	3
	Right Knee; Soreness	4/10	1
	Health And Safety Protocols	12/4 through 12/6/21; 12/17 through 12/28/21	7
Bol Bol	Health And Safety Protocols	12/4 through 12/6/21; 12/17 through 12/28/21	7
Facundo Campazzo	Non-covid; Illness	3/26	1
Vlatko Cancar	Left Hip; Strain	10/22 through 11/15/21	13
	Inactive - G League On Assignment	11/18 through 11/21/21	3
	Non-Covid-related Illness	12/28	1
	Right Foot; Fracture	1/5 through 1/7/22	2
Petr Cornelie	Right Foot; Surgery	1/9 through 4/7/22	44
	Inactive - G League Two-Way	10/30 through 11/15/21; 12/1	10
	Health And Safety Protocols	1/7 through 1/9/22	2
DeMarcus Cousins	Right Foot; Sprain	1/30 through 2/2/22	3
PJ Dozier	Left Elbow; Sprain	10/26	1
	Left ACL; Sprain	11/26 through 12/8/21	6
Aaron Gordon	Left Acl; Surgery	12/9 through 12/11/21; 12/15/21 through 1/16/22	17
	Left Hamstring; Soreness	12/23 through 12/28/21	3
	Left Hamstring; Tightness	2/2 through 2/4/22	2
	Right Foot; Soreness	3/12	1
	Non-covid; Illness	3/16	1
JaMychal Green	Left Hamstring; Management	4/10	1
	Left Elbow; Sprain	11/29	1
	Right Ankle; Sprain	12/13 through 12/17/21	3
Jeff Green	Inactive - Personal	1/13	1
	Health And Safety Protocols	1/15 through 1/16/22	2
	Health & Safety Protocols	1/19 through 1/21/22	2
	Right Wrist; Sprain	3/16; 3/28 through 3/30/22	3
	Health And Safety Protocols	1/1 through 1/5/22	3
Markus Howard	Left Quadriceps; Contusion	1/23	1
	Inactive - Personal	4/3 through 4/5/22	2
	Left Knee; Sprain	12/17/21 through 1/11/22	11
Bones Hyland	Inactive - G League Two-Way	1/15 through 1/16/22	2
	Non-covid; Illness	1/23	1
	Right Ankle; Sprain	11/23 through 11/26/21	2
	Health And Safety Protocols	12/1 through 12/6/21; 1/1	4
	Non-covid; Illness	1/23	1
Nikola Jokic	Right Knee; Soreness	3/9	1
	Inactive - League Suspension	11/10	1
	Right Wrist; Sprain	11/19 through 11/26/21	4
	Right Toe; Soreness	2/1 through 2/2/22	2
Monte Morris	Non-covid; Illness	3/4	1
	Right Wrist; Soreness	4/10	1
	Left Knee; Soreness	12/28	1
	Health And Safety Protocols	1/1 through 1/3/22	2
Jamal Murray	Concussion; Protocol	2/11 through 2/14/22	3
	Left Elbow; Soreness	4/10	1
	Injury Recovery, Left Knee	10/20 through 11/26/21; 12/1/21 through 1/19/22; 1/30 through 3/14/22; 3/18 through 4/10/22	75
	Left Knee; Injury Management	11/29	1
Zeke Nnaji	Left Knee; Injury Recovery / Health And Safety Protocols	1/21 through 1/28/22	5
	Left Knee; Injury Recovery/G League Assignment	3/16	1
	Right Ankle; Sprain	11/15 through 11/21/21	4
	Health And Safety Protocols	1/1 through 1/3/22	2
Michael Porter Jr.	Right Hamstring; Tightness	2/12 through 2/16/22	3
	Bilateral Knee; Soreness	2/24 through 3/4/22; 3/10 through 4/7/22	20
	Low Back; Pain	11/8 through 12/1/21	12
Austin Rivers	Lumbar Spine; Surgery	12/4 through 12/15/21; 12/28/21 through 4/5/22; 4/10	56
	Lumbar Spine; Surgery / Health And Safety Protocols	12/17 through 12/26/21	4
Austin Rivers	Health And Safety Protocols	12/1 through 12/15/21	8
	Right Thumb; Sprain	1/5	1
	Non-covid; Illness	1/15 through 1/16/22; 3/4	3
	Right Hip Flexor; Tightness	2/8	1
TOTAL GAMES MISSED			382





1976-77 ROSTER

NO.	PLAYER	POS	HT	WT	COLLEGE/YR	EXP
40	Byron Beck	F	6-9	225	Denver '67	9
22	Gus Gerard	F	6-8	205	Virginia '74	2
30	George Irvine	F	6-6	200	Washington '70	6
44	Dan Issel	C	6-9	240	Kentucky '70	6
24	Bobby Jones	F	6-9	212	North Carolina '74	2
12	Ted McClain	G	6-3	200	Tennessee St. '71	5
35	Paul Silas	F	6-7	215	Creighton '64	12
21	Fatty Taylor	G	6-0	175	LaSalle '69	7
33	David Thompson	G/F	6-4	195	No. Carolina St. '75	1
13	Monte Towe	G	5-7	150	No. Carolina St. '75	1
10	Marvin Webster	C	7-1	240	Morgan St. '75	1
11	Chuck Williams	G	6-3	185	Colorado '68	6
42	Willie Wise	F	6-6	210	Drake '69	7

Head Coach: Larry Brown (North Carolina '63)
Assistant Coach: Frank Hamblen (Syracuse '69)
Trainer: Bob "Chopper" Travaglini

NUGGETS 1976-77 TEAM HIGHS & LOWS

	HIGH	LOW
Points	145 vs. San Antonio, 1/2	83 @ LA Lakers, 12/12
Field Goals Made	57 vs. San Antonio, 1/2	34 @ Chicago, 4/1
Field Goals Attempted	114 vs. Washington, 11/23	77 vs. Kansas City, 10/23
Field Goal Percentage	(.620/49-79) @ Portland, 2/8	(.400/36-90) @ Cleveland, 11/30
Free Throws Made	49 @ New Orleans, 4/10	11 @ LA Lakers, 12/12
Free Throws Attempted	65 @ New Orleans, 4/10	13 @ LA Lakers, 12/12
Free Throw Percentage	(.906/29-32) vs. Milwaukee, 10/28	(.531/17-32) @ Portland, 12/17
Total Rebounds	66 vs. Washington, 11/23	35 @ Buffalo, 3/13
Offensive Rebounds	33 vs. Washington, 11/23	7 vs. Houston, 2/22
Defensive Rebounds	54 vs. New York Nets, 11/17	24 vs. Chicago, 12/18
Assists	45 vs. San Antonio, 1/2	14 @ Cleveland, 11/30
Steals	20 vs. Seattle, 1/21	5 @ Boston, 3/6
Turnovers	*38 vs. Indiana, 3/16	*15 @ LA Lakers, 3/15
Blocked Shots	14 vs. Buffalo, 3/31	1 vs. Milwaukee, 10/28
Fouls	42 @ New Orleans, 4/10	12 vs. New Orleans, 1/12

OPPONENTS 1976-77 TEAM HIGHS & LOWS

	HIGH	LOW
Points	137 @ San Antonio, 1/5	78 by NY Nets, 11/17
Field Goals Made	55 @ San Antonio, 1/5	*29 by NY Nets, 11/17
Field Goals Attempted	118 by San Antonio, 1/2	81 by Philadelphia, 1/30
Field Goal Percentage	(.588/50-85) @ Golden State, 2/10	(.296/29-98) by NY Nets, 11/17
Free Throws Made	43 @ New Orleans, 4/10	*6 by Buffalo, 1/24
Free Throws Attempted	49 @ New Orleans, 4/10	7 by Cleveland, 12/9
Free Throw Percentage	(.914/32-35) @ NY Knicks, 3/8	(.500/9-18) by Indiana, 3/29
Total Rebounds	65 @ LA Lakers, 12/12	32 by Cleveland, 1/14
Offensive Rebounds	28 by Buffalo, 3/31	6 by Cleveland, 1/14
Defensive Rebounds	46 @ LA Lakers, 12/12	19 by Detroit, 3/20
Assists	37 @ Phoenix, 2/6	15 by Philadelphia, 12/21
Steals	21 @ Indiana, 3/16	4 @ LA Lakers, 12/12
Turnovers	35 by Philadelphia, 1/30	13 by Golden State, 3/27
Blocked Shots	*11 by New York Nets 2/16	1 by LA Lakers, 3/15
Fouls	38 @ New Orleans, 4/10	18 vs. LA Lakers, 3/15

* Indicates repeated mark, and is the last time it happened.





1976-77 GAME-BY-GAME RESULTS (50-32)

NO.	DATE	OPP.	W-L	SCORE	HM.	RD.	TOT.	DEN. HIGH SCORER	OPP. HIGH SCORER	ATTEND.
1	10/22	@Indiana	W	123-110	0-0	1-0	1-0	Issel-30	Hillman-19	7,266
2	10/23	KANSAS CITY	W	120-99	1-0	1-0	1-0	Issel-26	Washington-22	15,683
3	10/28	MILWAUKEE	W	119-100	2-0	1-0	3-0	Issel-30	Bridgeman-19	14,155
4	10/30	PHOENIX	W	113-107	3-0	1-0	4-0	Issel-24	Heard-28	17,608
5	11/3	N.Y. KNICKS	W	119-110	4-0	1-0	5-0	Thompson-24	Frazier-27	17,808
6	11/5	@Chicago	W	99-85	4-0	2-0	6-0	Thompson-36	Johnson-30	13,543
7	11/6	@Milwaukee	W	105-103	4-0	3-0	7-0	Thompson-29	Winters-20	10,938
8	11/9	GOLDEN STATE	W	123-117	5-0	3-0	8-0	Issel-24	Smith-43	17,577
9	11/11	@Buffalo	L	94-105	5-0	3-1	8-1	Thompson-36	McAdoo-22	11,978
10	11/13	KANSAS CITY	W	123-96	6-0	3-1	9-1	Thompson-23	Boone-23	17,783
11	11/17	N.Y. NETS	W	112-78	7-0	3-1	10-1	Gerard-17	Archibald-18	15,792
12	11/19	@Boston	L	108-112	7-0	3-2	10-2	Issel-29	Scott-22	15,040
13	11/20	@N.Y. Knicks	L	115-120	7-0	3-3	10-3	Thompson-25	Gianelli-19	19,694
14	11/23	WASHINGTON	W	117-96	8-0	3-3	11-3	Thompson-28	Hayes-21	17,778
15	11/24	LOS ANGELES	W	122-112	9-0	3-3	12-3	Issel-27	Abdul-Jabbar-28	17,803
16	11/26	@Kansas City	L	110-120	9-0	3-4	12-4	Thompson-27	Boone/Wedman-28	8,986
17	11/27	INDIANA	W	122-113	10-0	3-4	13-4	Thompson-27	Flynn-24	17,518
18	11/30	@Cleveland	L	93-99	10-0	3-5	13-5	Thompson-19	Smith-20	18,031
19	12/1	@Philadelphia	L	102-114	10-0	3-6	13-6	Issel-24	Collins-32	18,116
20	12/3	@N.Y. Nets	W	126-124	10-0	4-6	14-6	Issel/Thompson-30	Williamson-30	8,145
21	12/4	@Washington	L	95-100	10-0	4-7	14-7	Thompson-20	Chenier-23	18,513
22	12/5	@New Orleans	W	117-105	10-0	5-7	15-7	Issel-29	James-34	12,408
23	12/7	MILWAUKEE	W	122-115	11-0	5-7	16-7	Thompson-27	Bridgeman-22	15,037
24	12/9	CLEVELAND	W	104-94	12-0	5-7	17-7	Thompson-29	Smith-20	17,817
25	12/12	@Los Angeles	L	83-112	12-0	5-8	17-8	Issel-18	Abdul-Jabbar-18	15,524
26	12/15	@Seattle	W	117-103	12-0	6-8	18-8	Issel-38	Brown-22	13,436
27	12/17	@Portland	L	105-127	12-0	6-9	18-9	Thompson-24	Walton-22	12,672
28	12/18	CHICAGO	W	111-106	13-0	6-9	19-9	Thompson-32	Johnson-29	17,301
29	12/21	PHILADELPHIA	W	108-94	14-0	6-9	20-9	Jones-22	Erving-26	17,839
30	12/23	SEATTLE	W	123-95	15-0	6-9	21-9	Thompson-38	Burleson-17	17,321
31	12/26	BOSTON	L	101-103	15-1	6-9	21-10	Thompson-29	Scott-31	17,851
32	12/28	PHOENIX	W	110-102	16-1	6-9	22-10	Issel-34	Westphal-27	17,595
33	12/30	DETROIT	W	123-106	17-1	6-9	23-10	Thompson-29	Lanier-25	17,868
34	1/2	SAN ANTONIO	W	145-120	18-1	6-9	24-10	Issel-27	Gervin-31	16,924
35	1/4	@Atlanta	L	109-113	18-1	6-10	24-11	Issel-29	Hudson-25	9,194
36	1/5	@San Antonio	L	133-137	18-1	6-11	24-12	Jones/Thompson-27	Gervin-30	11,239
37	1/7	@Houston	W	117-107	18-1	7-11	25-12	Issel-30	Tomjanovich-24	13,226
38	1/8	CHICAGO	W	119-99	19-1	7-11	26-12	Jones-18	May-20	17,111
39	1/12	NEW ORLEANS	W	110-99	20-1	7-11	27-12	Issel-24	Maravich-27	17,205
40	1/14	CLEVELAND	W	116-96	21-1	7-11	28-12	Issel/Thompson-19	Russell-17	17,709
41	1/16	@Seattle	W	109-101	21-1	8-11	29-12	Issel-23	Wilkerson-20	14,098
42	1/18	@Golden State	L	101-107	21-1	8-12	29-13	Issel-25	Barry-26	13,155
43	1/21	SEATTLE	W	120-106	22-1	8-12	30-13	Issel-27	Weatherspoon-19	16,222
44	1/24	BUFFALO	W	127-102	23-1	8-12	31-13	Issel-32	Smith-24	15,092
45	1/26	PORTLAND	L	102-107	23-2	8-12	31-14	Issel/Thompson-22	Lucas-22	17,799
46	1/28	NEW ORLEANS	W	108-96	24-2	8-12	32-14	Issel-31	Maravich-28	16,987
47	1/30	PHILADELPHIA	L	101-107	24-3	8-12	32-15	Issel-26	Free-33	17,879
48	2/2	WASHINGTON	W	119-105	25-3	8-12	33-15	Thompson-37	Hayes-26	16,493
49	2/4	@Detroit	L	111-124	25-3	8-13	33-16	Issel-38	Lanier-40	10,716
50	2/6	@Phoenix	L	104-115	25-3	8-14	33-17	Thompson-27	Westphal-32	11,826
51	2/8	@Portland	W	119-111	25-3	9-14	34-17	Thompson-40	Hollins-28	12,605
52	2/10	@Golden State	L	101-114	25-3	9-15	34-18	Thompson-27	Smith-21	13,155
53	2/11	@Los Angeles	L	109-117	25-3	9-16	34-19	Issel-35	Abdul-Jabbar-29	16,954
54	2/16	N.Y. NETS	W	116-102	26-3	9-16	35-19	Issel-24	Bantom-26	15,858
55	2/19	PORTLAND	W	133-124	27-3	9-16	36-19	Calvin-26	Lucas-35	17,778
56	2/20	ATLANTA	W	111-95	28-3	9-16	37-19	Issel/Thompson-28	Drew-33	16,982
57	2/22	HOUSTON	W	118-106	29-3	9-16	38-19	Issel-22	Murphy-24	17,011
58	2/23	@N.Y. Nets	L	88-91	29-3	9-17	38-20	Issel-26	Bantom-16	8,067
59	2/25	@Kansas City	W	130-128	29-3	10-17	39-20	Issel-40	Boone/Washington-22	9,476
60	2/27	BOSTON	W	121-100	30-3	10-17	40-20	Thompson-31	Cowens-24	17,888
61	3/1	@Detroit	W	110-94	30-3	11-17	41-20	Thompson-37	Simpson-16	11,182
62	3/2	@Washington	L	113-115*	30-3	11-18	41-21	Thompson-36	Hayes-44	15,186
63	3/6	@Boston	L	110-112*	30-3	11-19	41-22	Thompson-24	White-27	15,040
64	3/8	@N.Y. Knicks	W	114-108	30-3	12-19	42-22	Thompson-30	McAdoo-31	19,006
65	3/9	@Philadelphia	L	125-129**	30-3	12-20	42-23	Thompson-40	Erving-38	18,021
66	3/11	@Atlanta	L	95-100	30-3	12-21	42-24	Thompson-26	Hill-26	11,086
67	3/13	@Buffalo	L	95-102	30-3	12-22	42-25	Issel-27	Dantley-33	8,952
68	3/15	LOS ANGELES	W	107-85	31-3	12-22	43-25	Thompson-26	Abdul-Jabbar-21	18,127
69	3/16	@Indiana	L	98-109	31-3	12-23	43-26	Issel/Thompson-24	Williamson-29	10,913
70	3/17	N.Y. KNICKS	L	107-115	31-4	12-23	43-27	Thompson-30	McAdoo-34	17,502
71	3/20	DETROIT	W	133-104	32-4	12-23	44-27	Thompson-29	Carr-29	17,563
72	3/23	SAN ANTONIO	L	120-122	32-5	12-23	44-28	Thompson-44	Gervin-38	18,044
73	3/25	@Milwaukee	L	108-112	32-5	12-24	44-29	Issel-32	Carter-24	10,898
74	3/27	GOLDEN STATE	W	115-109	33-5	12-24	45-29	Thompson-24	Barry-26	17,384
75	3/29	INDIANA	W	119-105	34-5	12-24	46-29	Thompson-22	Knight-23	16,724
76	3/31	BUFFALO	W	110-95	35-5	12-24	47-29	Thompson-33	Dantley-20	16,696
77	4/1	@Chicago	L	97-107	35-5	12-25	47-30	Thompson-22	Gilmore-21	20,231
78	4/3	@Phoenix	W	124-109	35-5	13-25	48-30	Thompson-35	Free-28	7,501
79	4/6	ATLANTA	W	110-95	36-5	13-25	49-30	Thompson-28	Drew-28	17,571
80	4/7	@Cleveland	L	108-94	36-5	13-26	49-31	Thompson-23	Smith-23	18,677
81	4/9	@Houston	W	118-110	36-5	14-26	50-31	Thompson-30	Murphy-33	14,182
82	4/10	@New Orleans	L	125-139	36-5	14-27	50-32	Thompson-40	Maravich-45	9,288

*Denotes number of overtime periods.





1977-78 ROSTER

NO.	PLAYER	POS	HT	WT	COLLEGE/YR	EXP
40	Byron Beck	F	6-9	225	Denver '67	10
20	Mack Calvin	G	6-1	175	USC '69	8
30	Jacky Dorsey	F	6-7	230	Georgia '78	R
31	Bo Ellis	F	6-9	200	Marquette '77	R
44	Dan Issel	C	6-9	240	Kentucky '70	7
24	Bobby Jones	F	6-9	212	North Carolina '74	3
45	Tom LaGarde	C/F	6-10	220	North Carolina '77	R
15	Jim Price	G	6-3	195	Louisville '72	5
21	Anthony Roberts	F	6-5	185	Oral Roberts '77	R
5	Robert Smith	G	5-11	165	UNLV '77	R
14	Brian Taylor	G	6-3	185	Princeton '73	5
33	David Thompson	G/F	6-4	195	No. Carolina St. '75	2
32	Bobby Wilkerson	F/G	6-7	200	Indiana '76	1

Head Coach: Larry Brown (North Carolina '63)
Assistant Coaches: Donnie Walsh (North Carolina '62), George Irvine (Washington '70)
Trainer: Bob "Chopper" Travaglini

NUGGETS 1977-78 TEAM HIGHS & LOWS

	HIGH	LOW
Points	141 vs. New York, 1/22	87 @ Cleveland, 2/16
Field Goals Made	55 @ Detroit, 4/9	29 @ Portland, 4/7
Field Goals Attempted	108 vs. Washington, 12/16	67 vs. Atlanta, 2/8
Field Goal Percentage	(.611/.55-90) @ Detroit, 4/9	(.348/31-89) @ Boston, 3/19
Free Throws Made	47 vs. New York, 1/22	10 @ San Antonio, 3/23
Free Throws Attempted	59 vs. New York, 1/22	15 @ San Antonio, 3/23
Free Throw Percentage	(.954/21-22) @ Washington, 11/22	(.619/13-21) @ Washington, 1/3
Total Rebounds	65 vs. Golden State, 12/28	33 vs. Philadelphia, 1/29
Offensive Rebounds	29 @ Indiana, 10/25	*6 vs. Atlanta, 11/23
Defensive Rebounds	45 vs. Golden State, 12/28	21 vs. Philadelphia, 1/29
Assists	39 vs. Buffalo, 1/25	11 @ Portland, 4/7
Steals	20 vs. New Jersey, 12/2	3 @ Boston, 3/19
Turnovers	*30 @ Milwaukee, 1/19	7 @ New Orleans, 11/24
Blocked Shots	11 vs. Kansas City, 3/4	*2 @ Boston, 3/19
Fouls	35 vs. Washington 12/16	9 vs. Houston, 1/27

OPPONENTS 1977-78 TEAM HIGHS & LOWS

	HIGH	LOW
Points	143 by New York, 1/22	89 by Cleveland, 1/17
Field Goals Made	58 by New York, 1/22	32 @ Philadelphia, 2/1
Field Goals Attempted	115 at Seattle, 2/10	76 @ Atlanta, 12/30
Field Goal Percentage	(.592/58-98) by New York, 1/22	(.348/39-112) by New Jersey, 12/2
Free Throws Made	40 @ Philadelphia, 2/1	2 by Houston, 1/27
Free Throws Attempted	52 @ Philadelphia, 2/1	4 by Houston, 1/27
Free Throw Percentage	(.944/16-17) @ Cleveland, 2/16	*(.500/11-22) @ Phoenix, 4/6
Total Rebounds	69 @ Seattle, 12/20	29 @ Houston, 1/12
Offensive Rebounds	31 by New Jersey, 12/2	4 by Phoenix, 3/7
Defensive Rebounds	42 @ Seattle, 12/20	18 @ Houston, 1/12
Assists	42 @ Chicago, 1/24	17 by Detroit, 11/15
Steals	18 by Atlanta, 12/7	4 by Chicago, 1/8
Turnovers	31 by New York, 1/22	7 @ Houston, 1/12
Blocked Shots	16 @ Detroit, 10/22	1 @ Portland, 4/7
Fouls	42 by New York, 1/22	*20 @ Phoenix, 4/6

* Indicates repeated mark, and is the last time it happened.





1977-78 GAME-BY-GAME RESULTS (48-34)

NO.	DATE	OPP.	W-L	SCORE	HM.	RD.	TOT.	DEN. HIGH SCORER	OPP. HIGH SCORER	ATTEND.
1	10/19	MILWAUKEE	W	133-115	1-0	0-0	1-0	Thompson-36	Johnson-22	14,792
2	10/21	LOS ANGELES	W	106-101	2-0	0-0	2-0	Issel-23	Hudson-17	15,672
3	10/22	@Detroit	L	106-126	2-0	0-1	2-1	Taylor-20	Roney-26	7,429
4	10/25	@Indiana	L	104-129	2-0	0-2	2-2	Thompson-24	Dantley-32	11,624
5	10/26	PORTLAND	W	111-108	3-0	0-2	3-2	Thompson-24	Gross-22	15,842
6	10/29	BUFFALO	W	127-111	4-0	0-2	4-2	Thompson-28	Smith-29	15,724
7	11/1	@Cleveland	L	93-110	4-0	0-3	4-3	Thompson-25	Chones-21	9,387
8	11/2	@Buffalo	L	100-104	4-0	0-4	4-4	Roberts-20	Smith-32	5,404
9	11/4	@Boston	W	109-104	4-0	1-4	5-4	Thompson-30	Scott-29	13,819
10	11/5	@Philadelphia	L	101-132	4-0	1-5	5-5	Thompson-20	Erving/Bibby-71	17,292
11	11/8	@Milwaukee	W	111-101	4-0	2-5	6-5	Thompson-20	Johnson-26	10,004
12	11/9	NEW ORLEANS	W	115-112	5-0	2-5	7-5	Thompson-31	Robinson-24	15,662
13	11/12	KANSAS CITY	W	119-114	6-0	2-5	8-5	Issel-22	Wedman-24	15,497
14	11/15	DETROIT	W	123-113	7-0	2-5	9-5	Thompson-33	Money-22	14,162
15	11/18	SAN ANTONIO	W	105-94	8-0	2-5	10-5	Thompson-26	Gervin-22	15,847
16	11/20	@New Jersey	W	125-118	8-0	3-5	11-5	Thompson-33	King-32	6,802
17	11/22	@Washington	W	119-114	8-0	4-5	12-5	Issel-26	Dandridge-29	8,363
18	11/23	@Atlanta	L	104-105	8-0	4-6	12-6	Thompson-33	Criss-22	7,898
19	11/24	@New Orleans	L	129-131	8-0	4-7	12-7	Issel-29	Maravich-31	14,438
20	11/26	INDIANA	W	136-123	9-0	4-7	13-7	Thompson-42	Dantley-21	17,297
21	11/27	@Phoenix	L	97-115	9-0	4-8	13-8	Thompson-24	Westphal-48	10,658
22	11/29	SEATTLE	W	115-99	10-0	4-8	14-8	Jones-18	Walker-18	13,122
23	12/2	NEW JERSEY	W	126-92	11-0	4-8	15-8	Thompson-24	Hillman-19	14,322
24	12/4	@Los Angeles	W	111-109	11-0	5-8	16-8	Thompson-27	Abdul-Jabbar-21	15,479
25	12/7	ATLANTA	W	123-116	12-0	5-8	17-8	Issel-34	Drew-20	14,327
26	12/10	MILWAUKEE	W	118-111	13-0	5-8	18-8	Jones-25	Winters-22	15,426
27	12/13	@Chicago	L	96-99	13-0	5-9	18-9	Thompson-24	Gilmore-20	15,211
28	12/14	@Kansas City	L	98-124	13-0	5-10	18-10	Thompson-19	Wedman-24	6,410
29	12/16	WASHINGTON	L	112-117*	13-1	5-10	18-11	Thompson-31	Hayes-33	15,922
30	12/20	@Seattle	L	88-93	13-1	5-11	18-12	Issel-22	Johnson-18	11,825
31	12/23	@Golden State	L	93-98	13-1	5-12	18-13	Wilkerson-24	Parish-23	11,312
32	12/26	PHOENIX	W	127-108	14-1	5-12	19-13	Issel/Thompson-24	Davis-23	17,297
33	12/28	GOLDEN STATE	W	130-108	15-1	5-12	20-13	Thompson-29	Barry-21	17,404
34	12/30	@Atlanta	W	106-104	15-1	6-12	21-13	Issel-32	Drew-25	11,290
35	1/3	@Washington	W	101-100	15-1	7-12	22-13	Thompson-26	Chenier-23	9,457
36	1/4	@San Antonio	W	119-114	15-1	8-12	23-13	Taylor-23	Gervin-36	9,606
37	1/8	CHICAGO	W	109-104	16-1	8-12	24-13	Thompson-23	May-22	16,422
38	1/10	NEW ORLEANS	W	115-110*	17-1	8-12	25-13	Issel-28	Maravich-29	16,649
39	1/12	@Houston	W	109-106	17-1	9-12	26-13	Thompson-41	Murphy-28	8,326
40	1/14	LOS ANGELES	W	123-112	18-1	9-12	27-13	Issel-30	Abdul-Jabbar-26	17,592
41	1/17	CLEVELAND	W	104-89	19-1	9-12	28-13	Thompson-25	Russell-19	15,327
42	1/19	@Milwaukee	L	109-114	19-1	9-13	28-14	Thompson-34	Johnson-27	10,938
43	1/22	NEW YORK	L	141-143*	19-2	9-13	28-15	Thompson-37	McAdoo-39	16,003
44	1/24	@Chicago	L	114-131	19-2	9-14	28-16	Thompson-26	Holland-26	15,583
45	1/25	BUFFALO	W	121-119*	20-2	9-14	29-16	Jones-27	Knight-40	14,629
46	1/27	HOUSTON	W	105-100	21-2	9-14	30-16	Issel-26	Murphy-22	14,602
47	1/29	PHILADELPHIA	L	117-118	21-3	9-14	30-17	Thompson-39	Collins-30	17,598
48	1/31	@New York	W	119-115	21-3	10-14	31-17	Thompson-41	McAdoo-33	16,889
49	2/1	@Philadelphia	L	101-104	21-3	10-15	31-18	Price-22	Collins-16	18,276
50	2/3	DETROIT	W	115-102	22-3	10-15	32-18	Thompson-30	Carr-24	16,009
51	2/8	ATLANTA	W	114-109	23-3	10-15	33-18	Issel-28	Drew-30	15,228
52	2/9	@Golden State	L	108-119	23-3	10-16	33-19	Issel-22	Barry-32	12,376
53	2/10	@Seattle	L	123-126*	23-3	10-17	33-20	Thompson-26	Webster-26	13,795
54	2/12	@Portland	W	103-101	23-3	11-17	34-20	Thompson-22	Walton-24	12,666
55	2/14	WASHINGTON	W	103-98	24-3	11-17	35-20	Thompson-26	Grevey-24	15,636
56	2/16	@Cleveland	L	87-119	24-3	11-18	35-21	Roberts-19	Chones/Smith-18	9,578
57	2/17	PORTLAND	W	112-105	25-3	11-18	36-21	Thompson-30	Lucas-31	17,748
58	2/19	BOSTON	W	118-115	26-3	11-18	37-21	Thompson-29	Havlicek-23	17,404
59	2/22	INDIANA	L	96-99	26-4	11-18	37-22	Issel-40	Behagen-19	14,972
60	2/24	@Los Angeles	L	99-109	26-4	11-19	37-23	Thompson-28	Hudson-27	14,999
61	2/25	PHILADELPHIA	W	124-115	27-4	11-19	38-23	Roberts/Thompson-25	Erving-33	17,948
62	2/28	@Indiana	W	122-106	27-4	12-19	39-23	Thompson-27	Edwards-24	13,145
63	3/1	CLEVELAND	L	104-110	27-5	12-19	39-24	Thompson-33	Russell-23	14,747
64	3/4	KANSAS CITY	W	123-114	28-5	12-19	40-24	Thompson-31	Wedman-26	16,642
65	3/7	PHOENIX	L	112-126	28-6	12-19	40-25	Issel-30	Davis-34	17,428
66	3/10	@Kansas City	L	120-126	28-6	12-20	40-26	Thompson-30	Boone-30	8,089
67	3/12	CHICAGO	W	98-95	29-6	12-20	41-26	Thompson-32	Johnson-29	17,053
68	3/15	GOLDEN STATE	W	123-111	30-6	12-20	42-26	Issel-33	Barry-27	15,582
69	3/17	@New Jersey	L	109-111*	30-6	12-21	42-27	Thompson-40	Williamson-42	6,283
70	3/19	@Boston	L	95-122	30-6	12-22	42-28	Issel-23	Havlicek-27	13,172
71	3/21	NEW YORK	L	114-115	30-7	12-22	42-29	Thompson-29	McAdoo-35	17,297
72	3/23	@San Antonio	L	106-123	30-7	12-23	42-30	Thompson-29	Gervin-27	9,334
73	3/26	@New Orleans	W	109-100	30-7	13-23	43-30	Thompson-42	Robinson-26	19,455
74	3/28	@New York	L	103-106	30-7	13-24	43-31	Issel-25	Shelton-31	17,397
75	3/29	BOSTON	W	109-106	31-7	13-24	44-31	Thompson-35	Havlicek-22	17,627
76	3/31	SEATTLE	L	109-111	31-8	13-24	44-32	Issel-31	Johnson-24	17,270
77	4/2	HOUSTON	W	109-100	32-8	13-24	45-32	Issel-22	Murphy-32	15,253
78	4/3	@Buffalo	W	104-95	32-8	14-24	46-32	Issel-27	Smith-39	3,560
79	4/5	NEW JERSEY	W	129-121	33-8	14-24	47-32	Issel-32	King-38	16,422
80	4/6	@Phoenix	W	111-105	33-8	15-24	48-32	Thompson-28	Davis-29	12,660
81	4/7	@Portland	L	93-97	33-8	15-25	48-33	Thompson-26	Lucas-31	12,666
82	4/9	@Detroit	L	137-139	33-8	15-26	48-34	Thompson-73	Carr-29	3,482

* Denotes number of overtime periods.





1978-79 ROSTER

NO.	PLAYER	POS	HT	WT	COLLEGE/YR	EXP
41	Tom Boswell	F	6-9	225	South Carolina '75	3
20	Mack Calvin	G	6-1	175	USC '69	9
31	Bo Ellis	F	6-8	200	Marquette '77	1
35	Kim Hughes	C	6-11	220	Wisconsin '74	3
44	Dan Issel	C	6-9	240	Kentucky '70	8
30	George McGinnis	F	6-8	235	Indiana '73	7
21	Anthony Roberts	F	6-5	185	Oral Roberts '77	1
11	Charles Scott	G	6-6	175	North Carolina '70	8
5	Robert Smith	G	5-11	165	UNLV '77	1
33	David Thompson	G	6-4	195	No. Carolina St. '75	3
32	Bobby Wilkerson	G	6-7	200	Indiana '76	2

Head Coach: Larry Brown (North Carolina '63)
Assistant Coaches: Donnie Walsh (North Carolina '62), George Irvine (Washington '70)
Trainer: Bob "Chopper" Travaglini

NUGGETS 1978-79 TEAM HIGHS & LOWS

	HIGH	LOW
Points	150 @ Phoenix, 11/10	76 @ Portland, 1/30
Field Goals Made	60 @ Phoenix, 11/10	*30 @ Portland, 1/30
Field Goals Attempted	108 vs. San Diego, 2/16	63 vs. New Jersey, 12/6
Field Goal Percentage	(.667/46-69) @ New Jersey, 10/20*	(.374/40-107) @ Houston, 2/28
Free Throws Made	*39 vs. Atlanta, 11/22	*12 vs. Washington, 3/11
Free Throws Attempted	55 @ Atlanta, 10/21	16 vs. Chicago, 1/28
Free Throw Percentage	(.905/19-21) vs. Boston 1/6	(.444/12-27) vs. Washington, 3/11
Total Rebounds	62 at Indiana, 10/27	32 @ Milwaukee, 11/28
Offensive Rebounds	30 vs. San Diego, 2/16	5 @ New Jersey, 10/20
Defensive Rebounds	43 vs. Washington, 1/9	20 @ Milwaukee, 2/11
Assists	41 vs. Boston, 1/6	13 @ Washington, 4/1
Steals	16 vs. New Orleans, 12/20	0 @ Atlanta, 10/21
Turnovers	33 @ New Jersey, 10/20	10 vs. New Orleans, 12/20
Blocked Shots	11 vs. Washington, 1/9	0 @ LA Lakers, 3/4
Fouls	*35 @ Seattle, 11/24	14 vs. San Antonio, 12/12

OPPONENTS 1978-79 TEAM HIGHS & LOWS

	HIGH	LOW
Points	134 @ LA Lakers, 10/31	82 @ Portland, 1/30
Field Goals Made	60 @ LA Lakers, 10/31	33 @ New Orleans, 1/16
Field Goals Attempted	110 by San Diego, 3/30	77 by Kansas City, 1/3
Field Goal Percentage	(.600/60-100) @ LA Lakers, 10/31	(.358/38-106) by Cleveland, 11/3
Free Throws Made	44 @ Atlanta, 10/21	*8 by Golden State, 3/20
Free Throws Attempted	52 @ Chicago, 12/29	*12 @ Portland, 1/30
Free Throw Percentage	(.929/13-14) @ Boston, 4/6	(.400/8-20) by Phoenix, 12/26
Total Rebounds	59 @ Chicago, 2/13	26 by Phoenix, 10/25
Offensive Rebounds	29 @ Detroit, 3/28	5 @ Indiana, 1/19
Defensive Rebounds	43 by New Orleans, 11/30	19 @ Phoenix, 11/10
Assists	39 @ Houston, 2/28	11 @ San Diego, 10/15
Steals	*16 @ Boston, 4/6	2 by New Orleans, 12/20
Turnovers	*30 by Kansas City, 1/3	9 by Indiana, 1/14
Blocked Shots	14 @ New Orleans, 11/30	*0 @ Boston, 4/6
Fouls	*41 by Atlanta, 11/22	17 by LA Lakers, 1/26

* Indicates repeated mark, and is the last time it happened.





1978-79 GAME-BY-GAME RESULTS (47-35)

NO.	DATE	OPP.	W-L	SCORE	HM.	RD.	TOT.	DEN. HIGH SCORER	OPP. HIGH SCORER	ATTEND.
1	10/13	SAN ANTONIO	W	118-117	1-0	0-0	1-0	McGinnis-29	Kenon-38	14,009
2	10/15	@San Diego	W	98-94	1-0	1-0	2-0	Thompson-26	Smith-28	8,362
3	10/18	PORTLAND	W	125-113	2-0	1-0	3-0	McGinnis-26	Owens-32	12,918
4	10/20	@New Jersey	W	126-117	2-0	2-0	4-0	Thompson-34	Money-26	4,212
5	10/21	@Atlanta	L	125-130	2-0	2-1	4-1	Thompson-33	Drew-22	9,367
6	10/25	PHOENIX	W	108-104	3-0	2-1	5-1	McGinnis-33	Westphal-29	14,448
7	10/27	@Indiana	L	99-112	3-0	2-2	5-2	McGinnis-20	Davis-21	12,469
8	10/29	HOUSTON	W	134-121	4-0	2-2	6-2	McGinnis/Thompson-26	Barry-24	14,485
9	10/31	@Los Angeles	L	107-134	4-0	2-3	6-3	McGinnis-25	Dantley-22	9,715
10	11/3	CLEVELAND	W	110-93	5-0	2-3	7-3	Thompson-29	Russell-21	15,211
11	11/4	@Kansas City	L	107-109	5-0	2-4	7-4	McGinnis-22	Wedman-24	10,830
12	11/9	NEW YORK	W	116-109	6-0	2-4	8-4	McGinnis-25	Williams-24	15,622
13	11/10	@Phoenix	W	150-132	6-0	3-4	9-4	McGinnis-32	Westphal-27	10,277
14	11/11	KANSAS CITY	L	113-117	6-1	3-4	9-5	Issel/Boswell-20	Wedman-35	14,407
15	11/14	@New York	L	110-106	6-1	3-5	9-6	Thompson-29	Haywood-26	16,728
16	11/15	@Philadelphia	L	103-109*	6-1	3-6	9-7	McGinnis-29	Erving-33	18,276
17	11/17	@Boston	L	118-120	6-1	3-7	9-8	Thompson-33	Knight-24	14,636
18	11/18	@Washington	L	114-119	6-1	3-8	9-9	Thompson-35	Dandridge-19	13,505
19	11/22	ATLANTA	L	111-113	6-2	3-8	9-10	Thompson-35	Hill-20	15,722
20	11/24	@Seattle	W	103-100	6-2	4-8	10-10	McGinnis-22	Sikma-23	25,127
21	11/25	SEATTLE	L	104-110	6-3	4-8	10-11	McGinnis-26	Williams-24	17,109
22	11/28	@Milwaukee	L	100-117	6-3	4-9	10-12	McGinnis-26	Winters-27	10,812
23	11/30	@New Orleans	L	105-111	6-3	4-10	10-13	Scott/Thompson-22	Maravich-28	8,322
24	12/1	DETROIT	W	125-120	7-3	4-10	11-13	McGinnis-30	Long-28	13,752
25	12/2	@San Antonio	W	104-93	7-3	5-10	12-13	Issel-23	Kenon-24	10,056
26	12/6	NEW JERSEY	W	92-83	8-3	5-10	13-13	McGinnis-27	King-24	12,289
27	12/9	MILWAUKEE	W	113-103	9-3	5-10	14-13	Issel-28	Johnson-31	14,022
28	12/12	SAN ANTONIO	W	107-103	10-3	5-10	15-13	McGinnis-38	Gervin-34	13,448
29	12/15	PORTLAND	L	113-116	10-4	5-10	15-14	Thompson-36	Lucas-32	14,429
30	12/17	@Portland	L	110-123	10-4	5-11	15-15	Thompson-22	Owens-35	12,666
31	12/20	NEW ORLEANS	W	121-112	11-4	5-11	16-15	McGinnis-39	Maravich-25	16,385
32	12/22	@Golden State	W	107-103	11-4	6-11	17-15	McGinnis-29	Smith-23	11,377
33	12/26	PHOENIX	L	102-106	11-5	6-11	17-16	McGinnis-27	Davis-31	16,325
34	12/28	CHICAGO	L	107-111	11-6	6-11	17-17	Thompson-35	Gilmore-31	14,614
35	12/29	@Chicago	L	117-123	11-6	6-12	17-18	McGinnis-27	Johnson-33	16,587
36	12/30	@Atlanta	L	87-113	11-6	6-13	17-19	Thompson-21	Drew-50	7,747
37	1/2	@Kansas City	W	99-97	11-6	7-13	18-19	McGinnis-28	Birdsong-22	11,445
38	1/3	KANSAS CITY	L	101-108	11-7	7-13	18-20	Thompson-26	Ford-26	14,336
39	1/5	@Seattle	W	95-92	11-7	8-13	19-20	McGinnis/Thompson-22	Sikma-23	22,347
40	1/6	BOSTON	W	127-98	12-7	8-13	20-20	Issel-23	Knight-20	15,109
41	1/9	WASHINGTON	W	121-90	13-7	8-13	21-20	Thompson-22	Hayes-18	13,872
42	1/12	NEW YORK	W	126-119	14-7	8-13	22-20	McGinnis-41	McAdoo-37	14,134
43	1/14	INDIANA	W	111-109	15-7	8-13	23-20	McGinnis-21	Davis-20	14,089
44	1/16	@New Orleans	W	104-100	15-7	9-13	24-20	Thompson-24	Haywood-25	6,817
45	1/17	@San Antonio	L	101-119	15-7	9-14	24-21	Wilkerson-20	Gervin-30	15,216
46	1/19	@Indiana	W	101-98	15-7	10-14	25-21	Thompson-26	Bantom-22	9,209
47	1/20	GOLDEN STATE	W	109-106	16-7	10-14	26-21	McGinnis-27	Smith-22	15,187
48	1/22	DETROIT	L	117-121	16-8	10-14	26-22	McGinnis-33	Lanier-30	10,156
49	1/23	@Cleveland	L	107-108	16-8	10-15	26-23	Thompson-29	Russell-34	7,613
50	1/24	@Houston	L	116-117	16-8	10-16	26-24	McGinnis-34	Murphy-26	12,178
51	1/26	LOS ANGELES	W	119-107	17-8	10-16	27-24	Thompson-32	Dantley-27	16,422
52	1/28	CHICAGO	W	98-87	18-8	10-16	28-24	Thompson-27	Landsberger-21	14,165
53	1/30	@Portland	L	76-82	18-8	10-17	28-25	Thompson-24	Hollins-21	12,666
54	2/2	@San Diego	L	100-124	18-8	10-18	28-26	Thompson-23	Free-49	12,036
55	2/7	CLEVELAND	W	120-105	19-8	10-18	29-26	Issel-25	Russell-21	13,972
56	2/9	@Golden State	W	106-104	19-8	11-18	30-26	McGinnis-31	Smith-24	13,127
57	2/11	@Milwaukee	L	87-126	19-8	11-19	30-27	Boswell-16	Bridgeman-20	10,938
58	2/13	@Chicago	W	104-94	19-8	12-19	31-27	Thompson-28	Gilmore-23	7,463
59	2/14	@Detroit	L	107-111	19-8	12-20	31-28	McGinnis-33	Long-27	6,882
60	2/16	SAN DIEGO	L	104-118	19-9	12-20	31-29	Boswell-21	Smith-25	15,119
61	2/18	NEW ORLEANS	W	115-112	20-9	12-20	32-29	Thompson-31	Maravich-29	15,023
62	2/21	INDIANA	W	114-109	21-9	12-20	33-29	Thompson-30	Sobers-26	13,032
63	2/24	MILWAUKEE	W	132-117	22-9	12-20	34-29	McGinnis/Thompson-29	Johnson-25	15,322
64	2/25	PHILADELPHIA	L	111-119	22-10	12-20	34-30	Thompson-31	Cheeks-21	17,643
65	2/27	SEATTLE	W	121-106	23-10	12-20	35-30	Thompson-28	Johnson-20	14,182
66	2/28	@Houston	L	97-122	23-10	12-21	35-31	McGinnis-23	Dunleavy-21	11,228
67	3/2	@Phoenix	W	119-105	23-10	13-21	36-31	Thompson-31	Westphal-28	11,835
68	3/4	@Los Angeles	W	113-99	23-10	14-21	37-31	McGinnis-24	Dantley/Abdul-Jabbar-20	14,770
69	3/6	HOUSTON	L	118-119	23-11	14-21	37-32	Thompson-33	Murphy-30	14,581
70	3/11	WASHINGTON	L	98-119	23-12	14-21	37-33	Wilkerson-22	Grevey-28	15,326
71	3/14	NEW JERSEY	W	120-100	24-12	14-21	38-33	Issel-24	King-19	13,333
72	3/17	ATLANTA	W	118-111	25-12	14-21	39-33	Issel-27	McMillen-18	15,581
73	3/20	GOLDEN STATE	W	113-102	26-12	14-21	40-33	Thompson-27	Short-20	14,227
74	3/23	BOSTON	W	137-113	27-12	14-21	41-33	Thompson-31	McAdoo-27	14,922
75	3/25	LOS ANGELES	W	123-113	28-12	14-21	42-33	Scott-28	Nixon-29	16,821
76	3/28	@Detroit	W	115-110	28-12	15-21	43-33	Issel-29	Lanier/Tyler-25	9,093
77	3/30	SAN DIEGO	W	130-121	29-12	15-21	44-33	Thompson-31	Free-42	17,607
78	4/1	@Washington	L	89-105	29-12	15-22	44-34	Thompson-34	Hayes-30	17,554
79	4/3	@New Jersey	W	110-97	29-12	16-22	45-34	Issel-25	Boynes-19	4,106
80	4/5	@New York	W	114-107	29-12	17-22	46-34	Issel-28	Knight-18	10,600
81	4/6	@Boston	W	107-101	29-12	18-22	47-34	Thompson-33	Robey-22	7,831
82	4/8	@Philadelphia	L	111-112	29-12	18-23	47-35	Thompson-44	Erving-35	12,587

* Denotes number of overtime periods.





1979-80 ROSTER

NO.	PLAYER	POS	HT	WT	COLLEGE/YR	EXP
2	Alex English	F	6-7	190	South Carolina '76	3
20	George Johnson	F	6-7	218	St. John's '76	3
22	Odell Ball	F	6-9	220	Marquette '79	R
41	Tom Boswell	F	6-9	225	South Carolina '75	4
31	Bo Ellis	F	6-8	200	Marquette '77	2
24	Gary Garland	G	6-4	180	DePaul '79	R
55	Rod Griffin	F	6-6	225	Wake Forest '78	R
35	Kim Hughes	C	6-11	220	Wisconsin '74	4
44	Dan Issel	C	6-9	240	Kentucky '70	9
30	George McGinnis	F	6-8	235	Indiana '73	8
21	Anthony Roberts	F	6-5	185	Oral Roberts '77	2
10	John Roche	G	6-3	170	South Carolina '71	5
11	Charles Scott	G	6-6	175	North Carolina '70	9
5	Robert Smith	G	5-11	165	UNLV '77	2
33	David Thompson	G	6-4	195	No. Carolina St. '75	4
32	Bobby Wilkerson	G	6-7	200	Indiana '76	3

Head Coach: Donnie Walsh (North Carolina '62)

Assistant Coach: George Irvine (Washington '70)

Trainer: Bob "Chopper" Travaglini

NUGGETS 1979-80 TEAM HIGHS & LOWS

	HIGH	LOW
Points	126 vs. Detroit, 1/2	*84 @ Seattle, 2/14
Field Goals Made	56 @ Chicago, 3/21	30 @ Seattle, 10/31
Field Goals Attempted	123 @ Chicago, 3/21	*75 @ Kansas City, 1/11
Field Goal Percentage	(.580/51-88) vs. LA Lakers, 12/22	(.330/33-100) vs. Milwaukee, 10/13
Three-Pointers Made	5 @ LA Lakers, 11/9	*0 @ Utah, 3/25
Three-Pointers Attempted	9 @ LA Lakers, 11/9	*0 vs. Philadelphia, 1/23
Three-Point Percentage	*(.677/4-6) vs. Philadelphia, 2/29	(.000/0-3) @ Utah, 3/25
Free Throws Made	40 vs. New Jersey, 1/31	6 @ Indiana, 1/16
Free Throws Attempted	52 vs. New Jersey, 1/31	11 @ Indiana, 1/16
Free Throw Percentage	(.905/17-19) @ Philadelphia, 2/29	(.533/16-30) @ Washington, 11/27
Total Rebounds	65 vs. Milwaukee, 10/13	30 @ Chicago, 1/19
Offensive Rebounds	22 vs. Milwaukee, 10/13	6 @ Houston, 1/9
Defensive Rebounds	46 @ Chicago, 11/20	19 @ Chicago, 1/19
Assists	36 vs. Detroit, 1/2	13 @ Kansas City, 1/6
Steals	18 vs. San Diego, 11/21	1 vs. Utah, 12/8
Turnovers	32 vs. San Antonio, 12/11	7 vs. San Diego, 2/9
Blocked Shots	14 vs. Golden State, 3/11	0 @ Golden State, 2/22
Fouls	35 @ Chicago, 3/21	13 vs. Utah, 12/8

OPPONENTS 1979-80 TEAM HIGHS & LOWS

	HIGH	LOW
Points	143 @ Milwaukee, 3/27	84 by San Diego, 11/21
Field Goals Made	59 @ Milwaukee, 3/27	33 by San Diego, 11/21
Field Goals Attempted	122 by New York, 10/30	*77 @ Atlanta, 3/2
Field Goal Percentage	(.623/48-77) by Kansas City, 1/29	*(.379/36-95) by Golden State, 3/11
Three-Pointers Made	6 @ Boston, 11/28	*0 by Chicago, 3/26
Three-Pointers Attempted	2 @ Boston, 11/28	*0 by Chicago, 3/26
Three-Point Percentage	*(.625/5-8) by San Diego, 11/21	*(.000/0-0) by Chicago, 3/26
Free Throws Made	*38 @ Seattle, 12/16	9 by Utah, 3/18
Free Throws Attempted	50 @ New Jersey, 11/30	9 by Utah, 3/18
Free Throw Percentage	(1.000/9-9) by Utah, 3/18	(.433/13-30) by San Diego, 11/21
Total Rebounds	59 by Portland, 10/24	25 @ Milwaukee, 1/18
Offensive Rebounds	27 by New York, 10/30	*5 @ Milwaukee, 1/18
Defensive Rebounds	*42 @ Chicago, 3/21	20 @ Milwaukee, 1/18
Assists	41 by Chicago, 2/6	15 @ Chicago, 11/20
Steals	19 @ New Jersey, 11/30	2 @ Cleveland, 12/29
Turnovers	28 by Detroit, 1/2	10 @ San Diego, 10/23
Blocked Shots	17 @ LA Lakers, 11/9	*1 @ Kansas City, 1/11
Fouls	37 by New Jersey, 1/31	*16 @ Philadelphia, 2/29

* Indicates repeated mark, and is the last time it happened.





1979-80 GAME-BY-GAME RESULTS (30-52)

NO.	DATE	OPP.	W-L	SCORE	HM.	RD.	TOT.	DEN. HIGH SCORER	OPP. HIGH SCORER	ATTEND.
1	10/13	MILWAUKEE	L	96-125	0-1	0-0	0-1	McGinnis-18	Meyers-26	12,554
2	10/14	@Portland	L	93-109	0-1	0-1	0-2	Scott-19	Owens-27	12,666
3	10/16	GOLDEN STATE	L	106-108	0-2	0-1	0-3	McGinnis-24	Lucas-23	11,812
4	10/17	@Milwaukee	L	97-125	0-2	0-2	0-4	Issel/Thompson-25	Johnson-27	10,205
5	10/19	KANSAS CITY	L	84-107	0-3	0-2	0-5	Issel-22	Birdsong-23	13,036
6	10/23	@San Diego	L	127-132	0-3	0-3	0-6	Thompson-36	Free-32	6,660
7	10/24	PORTLAND	L	87-88	0-4	0-3	0-7	Thompson-19	Brewer-20	11,664
8	10/27	UTAH	W	116-96	1-4	0-3	1-7	Thompson-25	Dantley-25	11,323
9	10/30	NEW YORK	W	121-112	2-4	0-3	2-7	Issel-32	Cartwright-32	11,033
10	10/31	@Seattle	L	89-97	2-4	0-4	2-8	Thompson-19	Sikma-18	13,216
11	11/2	CHICAGO	W	113-99	3-4	0-4	3-8	Issel-24	Greenwood-26	13,822
12	11/3	@Golden State	L	103-130	3-4	0-5	3-9	Boswell-24	Short-19	8,608
13	11/7	SEATTLE	W	113-92	4-4	0-5	4-9	Issel-23	Williams-24	11,942
14	11/8	@Utah	W	96-92	4-4	1-5	5-9	Issel-23	Maravich-21	6,967
15	11/9	@Los Angeles	L	122-126*	4-4	1-6	5-10	Roche-23	Johnson-31	13,466
16	11/11	@Phoenix	L	91-116	4-4	1-7	5-11	Issel-18	Robinson-26	11,118
17	11/13	CLEVELAND	W	116-110	5-4	1-7	6-11	Thompson-28	Smith-31	12,112
18	11/15	@Golden State	L	102-120	5-4	1-8	6-12	Thompson-29	Lucas-27	5,032
19	11/16	LOS ANGELES	L	128-135*	5-5	1-8	6-13	Issel-37	Abdul-Jabbar-28	15,131
20	11/18	KANSAS CITY	L	109-92	5-6	1-8	6-14	Roche-33	Ford-28	11,236
21	11/20	@Chicago	W	124-91	5-6	2-8	7-14	Thompson-21	Theus-22	6,495
22	11/21	SAN DIEGO	W	105-84	6-6	2-8	8-14	Thompson-29	Free-27	10,080
23	11/24	PHOENIX	L	101-115	6-7	2-8	8-15	Issel-26	Davis-40	13,664
24	11/27	@Washington	W	96-91	6-7	3-8	9-15	Scott-16	Landrige-29	11,123
25	11/28	@Boston	L	97-119	6-7	3-9	9-16	Issel-17	Bird-29	13,377
26	11/30	@New Jersey	L	118-127	6-7	3-10	9-17	Issel-29	Newlin-39	5,683
27	12/1	@New York	L	112-121	6-7	3-11	9-18	Issel-24	Knight-29	11,087
28	12/5	MILWAUKEE	W	123-107	7-7	3-11	10-18	Issel-36	Johnson-23	15,992
29	12/8	UTAH	L	103-119	7-8	3-11	10-19	Issel-30	Dantley-37	11,163
30	12/9	@Los Angeles	L	118-131	7-8	3-12	10-20	McGinnis-32	Abdul-Jabbar-31	14,087
31	12/11	SAN ANTONIO	W	127-121	8-8	3-12	11-20	McGinnis-35	Gervin-41	14,433
32	12/14	@San Diego	L	108-112	8-8	3-13	11-21	Issel/McGinnis-23	Free-37	6,684
33	12/15	@Portland	L	98-106	8-8	3-14	11-22	Thompson-33	Washington-23	12,666
34	12/16	@Seattle	L	121-123	8-8	3-15	11-23	Issel-24	Johnson-32	19,870
35	12/19	PORTLAND	W	114-106	9-8	3-15	12-23	Issel-26	Washington-26	14,929
36	12/22	LOS ANGELES	W	130-128	10-8	3-15	13-23	McGinnis-33	Wilkes-24	14,445
37	12/25	@Utah	L	111-122	10-8	3-16	13-24	Issel-37	Furlov-37	7,775
38	12/26	GOLDEN STATE	W	99-94	11-8	3-16	14-24	Issel-39	Smith-22	11,431
39	12/28	@Detroit	L	98-114	11-8	3-17	14-25	Wilkerson-28	Long-32	6,275
40	12/29	@Cleveland	L	106-124	11-8	3-18	14-26	Issel-30	Mitchell-28	10,095
41	1/2	DETROIT	W	135-116	12-8	3-18	15-26	Thompson-35	McAdoo-26	12,732
42	1/5	INDIANA	W	111-105	13-8	3-18	16-26	Thompson-38	Johnson-31	11,553
43	1/6	@Kansas City	L	101-120	13-8	3-19	16-27	Thompson-22	Wedman-24	8,262
44	1/8	@San Antonio	L	134-137	13-8	3-20	16-28	Issel-34	Gervin-53	9,437
45	1/9	@Houston	L	112-114	13-8	3-21	16-29	McGinnis-43	Murphy-31	8,225
46	1/11	@Kansas City	L	99-112	13-8	3-22	16-30	Issel-26	Wedman-27	10,826
47	1/12	SEATTLE	L	102-105	13-9	3-22	16-31	Issel-28	Williams-33	12,580
48	1/15	PHOENIX	L	99-107	13-10	3-22	16-32	Issel-31	Westphal-19	13,057
49	1/16	@Indiana	L	99-117	13-10	3-23	16-33	Issel-23	Edwards-21	8,703
50	1/18	@Milwaukee	W	120-111	13-10	4-23	17-33	Issel-29	Johnson-28	10,938
51	1/19	@Chicago	L	108-117	13-10	4-24	17-34	Issel-31	Theus-27	8,778
52	1/23	PHILADELPHIA	L	93-118	13-11	4-24	17-35	Issel-20	Erving/Mix-24	16,981
53	1/26	PORTLAND	W	100-96	14-11	4-24	18-35	Issel-27	Gross-17	11,087
54	1/29	KANSAS CITY	L	111-121	14-12	4-24	18-36	Issel-27	Birdsong-49	11,016
55	1/30	@Phoenix	L	114-122	14-12	4-25	18-37	Scott-30	Westphal-30	11,069
56	1/31	NEW JERSEY	W	127-126	15-12	4-25	19-37	Issel-47	Natt-32	10,094
57	2/6	CHICAGO	W	122-111	16-12	4-25	20-37	Issel-32	Theus-21	11,127
58	2/9	SAN DIEGO	W	123-104	17-12	4-25	21-37	Issel-38	Freeman-33	14,662
59	2/12	WASHINGTON	L	111-128	17-13	4-25	21-38	English/Issel-25	Grevey-32	11,538
60	2/14	@Seattle	L	84-93	17-13	4-26	21-39	Issel-30	Williams-22	19,152
61	2/15	ATLANTA	W	111-98	18-13	4-26	22-39	Issel-32	Roundfield-22	11,665
62	2/17	HOUSTON	W	112-99	19-13	4-26	23-39	Johnson-28	Malone-29	13,926
63	2/20	LOS ANGELES	L	103-116	19-14	4-26	23-40	Issel-31	Johnson-30	15,816
64	2/22	@Golden State	W	122-121*	19-14	5-26	24-40	Johnson-30	Parish-28	7,512
65	2/23	BOSTON	L	105-124	19-15	5-26	24-41	English-21	Maxwell-19	17,298
66	2/26	PHOENIX	W	121-112	20-15	5-26	25-41	Issel-31	Robinson-25	11,149
67	2/29	@Philadelphia	L	103-104	20-15	5-27	25-42	English-32	Collins-21	11,156
68	3/2	@Atlanta	L	93-100	20-15	5-28	25-43	Issel-23	Johnson-31	11,285
69	3/5	MILWAUKEE	W	112-109	21-15	5-28	26-43	Issel-28	Lanier-32	11,762
70	3/7	@Portland	L	104-113	21-15	5-29	26-44	English-28	Natt-29	12,666
71	3/8	SEATTLE	L	97-104	21-16	5-29	26-45	Issel-21	Williams-23	13,948
72	3/11	GOLDEN STATE	W	96-87	22-16	5-29	27-45	Issel-31	Parish-29	11,076
73	3/13	@San Diego	L	102-116	22-16	5-30	27-46	Wilkerson-18	Williams-26	6,798
74	3/14	@Los Angeles	L	126-132	22-16	5-31	27-47	Issel-29	Wilkes-27	16,664
75	3/16	SAN DIEGO	W	127-107	23-16	5-31	28-47	Issel-22	Free-29	12,497
76	3/18	UTAH	W	98-96	24-16	5-31	29-47	Issel-32	Boone-35	15,730
77	3/20	@Kansas City	L	105-121	24-16	5-32	29-48	English-40	Birdsong-32	10,750
78	3/21	@Chicago	W	134-128***	24-16	6-32	30-48	Issel-30	Greenwood-27	5,436
79	3/23	@Phoenix	L	102-118	24-16	6-33	30-49	Wilkerson-25	Davis-27	11,705
80	3/25	@Utah	L	91-109	24-16	6-34	30-50	Wilkerson-17	Hardey-22	5,357
81	3/26	CHICAGO	L	115-122	24-17	6-34	30-51	Issel-21	Sobers-21	14,083
82	3/27	@Milwaukee	L	95-143	24-17	6-35	30-52	Issel-25	M. Johnson-31	10,938

*Denotes number of overtime periods.





1980-81 ROSTER

NO.	PLAYER	POS	HT	WT	COLLEGE/YR	EXP
23	T.R. Dunn	G	6-4	192	Alabama '77	3
2	Alex English	F	6-7	190	South Carolina '76	4
22	Glen Gondrezick	F	6-6	218	UNLV '77	3
1	Ken Higgs	G	6-0	185	LSU '78	1
34	Cedrick Hordges	F	6-8	220	South Carolina '80	R
35	Kim Hughes	C	6-11	220	Wisconsin '74	5
44	Dan Issel	C	6-9	240	Kentucky '70	10
3	Carl Nicks	G	6-3	185	Indiana St. '80	R
45	Jawann Oldham	C	7-0	220	Seattle '80	R
43	James Ray	F	6-9	215	Jacksonville '80	R
10	John Roche	G	6-3	170	South Carolina '71	6
33	David Thompson	G	6-4	195	No. Carolina St. '75	5
42	Ron Valentine	F	6-7	210	Old Dominion '80	R
55	Kiki Vandeweghe	F	6-8	220	UCLA '80	R

Head Coach: Donnie Walsh (North Carolina '62)
Assistant Coach: Doug Moe (North Carolina '61)
Trainer: Bob "Chopper" Travaglini

NUGGETS 1980-81 TEAM HIGHS & LOWS

	HIGH	LOW
Points	162 vs. Portland, 2/13	92 @ Washington, 11/11
Field Goals Made	64 vs. Portland, 2/13	35 @ San Diego, 11/25
Field Goals Attempted	119 @ San Antonio, 2/22	82 @ Detroit, 3/7
Field Goal Percentage	(.600/51-85) vs. Detroit, 1/27	(.364/36-99) @ Phoenix, 1/14
Three-Pointers Made	*2 @ Milwaukee, 3/12	*0 @ LA Lakers, 3/29
Three-Pointers Attempted	*6 vs. Dallas, 3/25	*0 @ LA Lakers, 3/29
Three-Point Percentage	*(1.000/4-4) vs Chicago, 11/8	*(.000/0-0) @ LA Lakers, 3/29
Free Throws Made	51 @ Atlanta, 1/13	17 @ Washington, 11/11
Free Throws Attempted	63 vs. Phoenix, 2/19	24 vs. Phoenix, 10/24
Free Throw Percentage	(.950/38-40) vs. Seattle, 3/17	(.585/24-41) @ San Diego, 11/25
Total Rebounds	*64 vs. LA Lakers, 3/4	33 @ San Diego, 10/17
Offensive Rebounds	28 vs. San Antonio, 1/24	7 @ San Antonio, 10/17
Defensive Rebounds	*43 @ Kansas City, 3/18	20 @ Boston, 12/23
Assists	38 @ LA Lakers, 11/2	14 @ New Jersey, 11/12
Steals	19 vs. Golden State, 2/27	1 @ Utah, 12/4
Turnovers	26 @ Houston, 12/6	8 @ Utah, 2/8
Blocked Shots	13 vs. Phoenix, 10/24	0 @ Seattle, 1/10
Fouls	36 vs. Phoenix, 10/24	*16 vs. Utah, 12/4

OPPONENTS 1980-81 TEAM HIGHS & LOWS

	HIGH	LOW
Points	147 @ San Antonio, 12/13	*98 by Houston, 1/18
Field Goals Made	65 @ LA Lakers, 3/29	36 by Dallas, 10/15
Field Goals Attempted	120 by San Antonio, 2/4	*79 by San Diego, 11/26
Field Goal Percentage	(.626/57-91) by Golden State, 2/27	(.425/48-113) @ Dallas, 11/28
Three-Pointers Made	5 @ Golden State, 3/28	*0 @ LA Lakers, 3/29
Three-Pointers Attempted	11 @ Golden State, 3/28	*0 by Houston, 3/15
Three-Point Percentage	*(.455/5-11) by Golden State, 7/23	*(.000/0-1) @ LA Lakers, 3/29
Free Throws Made	*37 by Utah, 10/12	10 @ LA Lakers, 1/23
Free Throws Attempted	49 @ Golden State, 10/29	14 @ LA Lakers, 1/23
Free Throw Percentage	(.966/28-29) @ Houston, 1/3	(.500/15-30) @ Philadelphia, 3/6
Total Rebounds	69 @ San Antonio, 2/22	32 @ San Diego, 1/9
Offensive Rebounds	30 @ Golden State, 3/28	*8 by Utah, 1/7
Defensive Rebounds	46 @ San Antonio, 2/22	18 @ San Diego, 1/9
Assists	46 @ San Antonio, 12/13	16 @ Detroit, 3/7
Steals	19 by Phoenix, 10/24	2 @ LA Lakers, 1/23
Turnovers	34 by Phoenix, 10/24	6 by Washington, 2/10
Blocked Shots	*14 @ Philadelphia, 3/6	*1 @ Dallas, 12/26
Fouls	39 @ Houston, 2/3	16 @ Milwaukee, 3/12

* Indicates repeated mark, and is the last time it happened.





1980-81 GAME-BY-GAME RESULTS (37-45)

NO.	DATE	OPP.	W-L	SCORE	HM.	RD.	TOT.	DEN. HIGH SCORER	OPP. HIGH SCORER	ATTEND.
1	10/10	SAN ANTONIO	L	112-113	0-1	0-0	0-1	Thompson-32	Gervin-18	10,027
2	10/12	UTAH	L	121-125*	0-2	0-0	0-2	Thompson-28	Dantley-38	8,401
3	10/15	DALLAS	W	133-98	1-2	0-0	1-2	English-26	Spanarkel-15	6,658
4	10/17	@San Diego	W	129-116	1-2	1-0	2-2	Thompson-33	Brooks-35	4,032
5	10/18	@Utah	L	115-117	1-2	1-1	2-3	English-26	Dantley-42	7,250
6	10/21	HOUSTON	L	117-119	1-3	1-1	2-4	English-30	Malone-41	7,711
7	10/24	PHOENIX	L	94-117	1-4	1-1	2-5	English-21	Robinson-23	8,359
8	10/25	@Kansas City	L	122-125	1-4	1-2	2-6	Thompson-30	Birdsong-36	6,988
9	10/29	@Golden State	L	109-115	1-4	1-3	2-7	Issel-35	King-27	7,305
10	11/1	SEATTLE	W	123-118	2-4	1-3	3-7	Thompson-43	Brown-25	8,681
11	11/2	@Los Angeles	W	123-121	2-3	2-3	4-7	Thompson-31	Wilkes-26	11,661
12	11/5	@Seattle	W	125-117	2-4	3-3	5-7	Thompson-39	Brown-28	13,071
13	11/7	NEW YORK	L	115-124	2-5	3-3	5-8	Thompson-30	Cartwright-27	10,612
14	11/8	@Chicago	W	130-126**	2-5	4-3	6-8	English-31	Theus-24	9,683
15	11/11	@Washington	L	92-107	2-5	4-4	6-9	English-25	Hayes-26	7,218
16	11/12	@New Jersey	L	111-118	2-5	4-5	6-10	Thompson-27	O'Koren-26	6,542
17	11/15	PORTLAND	W	125-123	3-5	4-5	7-10	English-32	Washington-27	11,011
18	11/18	@Portland	L	103-122	3-5	4-6	7-11	English-20	Paxson-25	12,888
19	11/21	KANSAS CITY	W	134-121	4-5	4-6	8-11	Roche-30	Birdsong-28	10,811
20	11/23	@Phoenix	L	113-131	4-5	4-7	8-12	Thompson-40	Robinson-29	11,151
21	11/25	@San Diego	L	94-108	4-5	4-8	8-13	Issel/Thompson-30	Nater-26	4,176
22	11/26	SAN DIEGO	W	113-109	5-5	4-8	9-13	English-28	Brooks-25	7,913
23	11/28	@Dallas	W	119-117*	5-5	5-8	10-13	Thompson-38	LaGarde-22	7,713
24	11/29	LOS ANGELES	L	123-124**	5-6	5-8	10-14	English-37	Wilkes-30	14,811
25	12/2	CHICAGO	L	124-129	5-7	5-8	10-15	Thompson-30	Theus-26	7,581
26	12/4	@Utah	L	118-122	5-7	5-9	10-16	Issel-25	Dantley-40	5,234
27	12/5	GOLDEN STATE	L	114-119	5-8	5-9	10-17	Thompson-31	Free-32	7,737
28	12/6	@Houston	L	108-111	5-8	5-10	10-18	English-26	Dunleavy-48	8,234
29	12/10	DALLAS	W	116-107	6-8	5-10	11-18	English-27	Huston-27	7,768
30	12/13	@San Antonio	L	123-147	6-8	5-11	11-19	Thompson-27	Gervin-32	9,879
31	12/16	KANSAS CITY	L	118-133	6-9	5-11	11-20	English-29	Birdsong-36	6,909
32	12/18	@Cleveland	L	122-130	6-9	5-12	11-21	Issel-23	Mitchell-27	3,576
33	12/20	@New York	L	114-120	6-9	5-13	11-22	English-29	Three w/23	12,253
34	12/23	@Boston	L	128-136	6-9	5-14	11-23	English-29	Maxwell-29	15,320
35	12/26	@Dallas	L	111-119	6-9	5-15	11-24	Thompson-34	Davis-20	8,293
36	12/27	PHILADELPHIA	W	125-121	7-9	5-15	12-24	Issel-30	Erving-20	16,889
37	12/30	INDIANA	W	127-110	8-9	5-15	13-24	English/Issel-23	McGinnis-21	12,909
38	1/1	@Portland	L	119-122	8-9	5-16	13-25	Thompson-28	Ransy-29	12,888
39	1/2	PHOENIX	L	132-133	8-10	5-16	13-26	Thompson-31	Robinson-32	10,514
40	1/3	@Houston	W	134-132	8-10	6-16	14-26	Thompson-31	Murphy-42	8,160
41	1/7	UTAH	L	117-121	8-11	6-16	14-27	Issel-33	Dantley-51	8,735
42	1/9	@San Diego	W	130-116	8-11	7-16	15-27	Thompson-33	Williams-26	4,560
43	1/10	@Seattle	L	116-119	8-11	7-17	15-28	Issel-27	Sikma-29	18,645
44	1/13	ATLANTA	W	135-132	9-11	7-17	16-28	English-36	Drew-33	8,483
45	1/14	@Phoenix	L	102-128	9-11	7-18	16-29	Issel-26	Davis-18	11,330
46	1/17	@Kansas City	W	123-122	9-11	8-18	17-29	Vandeweghe-30	Wedman-36	7,297
47	1/18	HOUSTON	L	97-98	9-12	8-18	17-30	Thompson-33	Malone-37	11,261
48	1/21	SAN DIEGO	L	116-125	9-13	8-18	17-31	Thompson-30	Williams-23	7,528
49	1/23	@Los Angeles	L	105-110	9-13	8-19	17-32	Thompson-29	Wilkes-30	14,813
50	1/24	SAN ANTONIO	W	129-115	10-13	8-19	18-32	Issel-32	Gervin-24	10,729
51	1/27	DETROIT	W	143-123	11-13	8-19	19-32	Issel-29	Hubbard-25	8,249
52	1/29	MILWAUKEE	W	131-118	12-13	8-19	20-32	English-26	Bridgeman-25	9,845
53	2/3	@Houston	L	128-135*	12-13	8-20	20-33	English-26	Malone-38	9,578
54	2/4	SAN ANTONIO	L	132-135	12-14	8-20	20-34	English-32	Gervin-37	9,117
55	2/6	@Utah	W	120-116	12-14	9-20	21-34	Issel-37	Dantley-55	8,037
56	2/7	GOLDEN STATE	W	135-125	13-14	9-20	22-34	Thompson-26	Carroll-31	10,453
57	2/8	@Seattle	L	112-133	13-14	9-21	22-35	Thompson-32	Bailey-24	13,849
58	2/10	WASHINGTON	L	110-115	13-15	9-21	22-36	Thompson-26	Grevey/Porter-28	7,794
59	2/13	PORTLAND	W	162-143	14-15	9-21	23-36	Thompson-30	Natt-25	11,781
60	2/15	BOSTON	L	118-120	14-16	9-21	23-37	Issel-27	Maxwell-34	16,992
61	2/19	PHOENIX	W	127-126	15-16	9-21	24-27	Issel-30	Johnson-25	15,252
62	2/21	KANSAS CITY	W	129-109	16-16	9-21	25-37	English-36	Ford-20	13,691
63	2/22	@San Antonio	L	129-133*	16-16	9-22	25-38	Thompson-31	Johnson-26	8,668
64	2/24	NEW JERSEY	W	140-123	17-16	9-22	26-38	Robisch-27	Robinson-32	9,023
65	2/27	GOLDEN STATE	W	137-130	18-16	9-22	27-38	Thompson-29	King-34	9,658
66	3/1	CLEVELAND	W	137-127	19-16	9-22	28-38	Thompson-44	Mitchell-36	8,826
67	3/4	LOS ANGELES	W	123-114	20-16	9-22	29-38	English-31	Abdul-Jabbar-26	14,840
68	3/6	@Philadelphia	L	112-131	20-16	9-23	29-39	Thompson-34	Erving-26	16,187
69	3/7	@Detroit	W	121-109	20-16	10-23	30-39	Issel-30	Tyler-19	8,338
70	3/8	@Indiana	L	119-129	20-16	10-24	30-40	Issel-36	Davis/Edwards-28	7,708
71	3/10	PORTLAND	L	137-142	20-17	10-24	30-41	Gondrezick-27	Ransy-35	9,435
72	3/12	@Milwaukee	L	113-131	20-17	10-25	30-42	Issel-27	Johnson-23	11,052
73	3/13	@Atlanta	L	117-119	20-17	10-26	30-43	Thompson-27	Matthews-22	9,148
74	3/15	HOUSTON	W	138-127	21-17	10-26	31-43	Thompson-27	Malone-31	11,082
75	3/17	SEATTLE	W	124-112	22-17	10-26	32-43	Robisch-26	Bailey-21	10,610
76	3/18	@Kansas City	W	126-124**	22-17	11-26	33-43	English-42	Wedman-41	8,266
77	3/20	@Dallas	L	125-126	22-17	11-27	33-44	Thompson-28	Byrnes-22	6,459
78	3/22	UTAH	W	113-108	23-17	11-27	34-44	Thompson-28	Griffith-21	10,496
79	3/24	@San Antonio	L	125-123	23-17	12-27	35-44	English-33	Gervin-30	14,190
80	3/25	DALLAS	L	115-126	23-18	12-27	35-45	English-29	Davis-25	14,035
81	3/28	@Golden State	W	142-139	23-18	13-27	36-45	Thompson-38	King-33	13,239
82	3/29	@Los Angeles	W	148-146	23-18	14-27	37-45	Thompson-43	Johnson-33	17,505

* Denotes number of overtime periods.





1981-82 ROSTER

NO.	PLAYER	POS	HT	WT	COLLEGE/YR	EXP
23	T.R. Dunn	G	6-4	192	Alabama '77	4
2	Alex English	F	6-7	190	South Carolina '76	5
22	Glen Gondrezick	F	6-6	218	UNLV '77	4
1	Ken Higgs	G	6-0	185	LSU '78	2
34	Cedrick Hordges	F	6-8	220	South Carolina '80	1
44	Dan Issel	C	6-9	240	Kentucky '70	11
7	Billy McKinney	G	6-1	170	Northwestern '77	3
43	James Ray	F	6-9	215	Jacksonville '80	1
25	Dave Robisch	C	6-10	240	Kansas '71	10
10	John Roche	G	6-3	170	South Carolina '71	7
33	David Thompson	G	6-4	195	No. Carolina St. '75	6
55	Kiki Vandeweghe	F	6-8	220	UCLA '80	1

Head Coach: Doug Moe (North Carolina '61)
Assistant Coaches: John Millen (Regis '74), Donnie Walsh (North Carolina '62)
Trainer: Bob "Chopper" Travaglini

NUGGETS 1981-82 TEAM HIGHS & LOWS

	HIGH	LOW
Points	154 vs. Utah, 3/16	105 @ Dallas, 12/5
Field Goals Made	61 vs. LA Lakers, 1/19	36 vs. Phoenix, 11/10
Field Goals Attempted	123 vs. Phoenix, 3/27	79 @ Kansas City, 12/30
Field Goal Percentage	(.644/58-90) vs. LA Lakers, 2/21	(.408/42-103) vs. Seattle, 1/9
Three-Pointers Made	9 vs. Seattle, 1/9	*0 vs. Dallas, 4/17
Three-Pointers Attempted	15 vs. Seattle, 1/9	*0 vs. Dallas, 4/17
Three-Point Percentage	*(.600/9-15) vs. Seattle, 1/9	*(.000/0-0) vs. Dallas, 4/17
Free Throws Made	46 @ Washington, 2/7	*15 vs. LA Lakers, 2/21
Free Throws Attempted	59 vs. Kansas City, 1/12	18 vs. LA Lakers, 12/4
Free Throw Percentage	(.921/35-38) @ Phoenix, 2/26	(.632/24-38) vs. Seattle, 3/30
Total Rebounds	64 vs. Phoenix, 3/27	29 @ New York, 12/8
Offensive Rebounds	26 @ LA Lakers, 4/9	*6 @ San Diego, 3/25
Defensive Rebounds	*42 vs. Seattle, 3/30	19 @ New Jersey, 12/11
Assists	45 vs. New Jersey, 1/27	*14 @ Washington, 2/7
Steals	15 vs. Philadelphia, 2/27	*2 @ Golden State, 4/7
Turnovers	32 @ Kansas City, 12/30	8 @ Washington, 2/7
Blocked Shots	10 vs. Washington, 3/5	*0 @ Phoenix, 2/26
Fouls	36 vs. Kansas City, 11/21	15 vs. Houston, 11/4

OPPONENTS 1981-82 TEAM HIGHS & LOWS

	HIGH	LOW
Points	153 @ LA Lakers, 4/9	100 by Houston, 11/4
Field Goals Made	69 @ LA Lakers, 4/9	38 by Dallas, 1/15
Field Goals Attempted	121 by Phoenix, 3/27	82 @ Detroit, 3/10
Field Goal Percentage	(.642/61-95) @ New York, 12/8	(.418/41-98) by Atlanta, 12/17
Three-Pointers Made	4 by Philadelphia, 2/27	*0 by Dallas, 4/17
Three-Pointers Attempted	*10 by Chicago, 3/19	*0 @ LA Lakers, 4/9
Three-Point Percentage	*(.600/3-5) twice by Portland,	*(.000/0-5) by Dallas, 4/17
Free Throws Made	38 @ Utah, 2/15	*10 @ Portland, 1/8
Free Throws Attempted	*46 by Dallas, 1/15	*14 @ Houston, 1/23
Free Throw Percentage	(.897/26-29) by Dallas, 4/17	(.455/15-33) @ LA Lakers, 4/9
Total Rebounds	*62 @ LA Lakers, 4/9	32 @ Kansas City, 12/30
Offensive Rebounds	28 @ Phoenix, 3/17	8 by Chicago, 3/19
Defensive Rebounds	47 by Seattle, 1/9	*20 @ Kansas City, 12/30
Assists	51 @ LA Lakers, 2/23	20 @ Utah, 2/13
Steals	19 @ Portland, 4/6	1 by San Diego, 11/18
Turnovers	29 by New Jersey, 1/27	10 by San Diego, 11/18
Blocked Shots	21 @ LA Lakers, 4/9	1 @ San Diego, 3/25
Fouls	42 by Kansas City, 1/12	16 @ Portland, 4/6

* Indicates repeated mark, and is the last time it happened.





1981-82 GAME-BY-GAME RESULTS (46-36)

NO.	DATE	OPP.	W-L	SCORE	HM.	RD.	TOT.	DEN. HIGH SCORER	OPP. HIGH SCORER	ATTEND.
1	10/30	GOLDEN STATE	W	134-121	1-0	0-0	1-0	English-22	Williams-16	11,989
2	10/31	@San Antonio	L	120-145	1-0	0-1	1-1	English-26	Gervin-27	9,487
3	11/4	HOUSTON	W	112-100	2-0	0-1	2-1	Vandeweghe-25	Leavell-29	7,368
4	11/6	@Seattle	W	109-105	2-0	1-1	3-1	English/Vandeweghe-24	Sikma/Walker-20	11,564
5	11/7	@Golden State	L	107-152	2-0	1-2	3-2	Vandeweghe-19	King-25	7,210
6	11/8	@Portland	L	116-120	2-0	1-3	3-3	English-32	Natt-30	12,888
7	11/10	PHOENIX	L	106-109	2-1	1-3	3-4	English-30	Adams-25	8,374
8	11/13	@Utah	L	124-131	2-1	1-4	3-5	Issel-32	Dantley-38	7,112
9	11/18	SAN DIEGO	W	133-128	3-1	1-4	4-5	English-30	Chambers-24	6,495
10	11/21	KANSAS CITY	W	128-121	4-1	1-4	5-5	English-33	Robinson-33	12,015
11	11/25	DALLAS	W	139-133	5-1	1-4	6-5	English-25	Aguirre-31	8,533
12	11/27	@Kansas City	W	123-115	5-1	2-4	7-5	English-34	Robinson-24	7,117
13	11/28	UTAH	W	131-124*	6-1	2-4	8-5	English-28	Dantley-43	11,723
14	12/1	PORTLAND	L	113-121	6-2	2-4	8-6	Issel-34	Natt-30	6,791
15	12/3	@Phoenix	L	109-137	6-2	2-5	8-7	Issel-24	Nance-29	10,165
16	12/4	LOS ANGELES	L	117-126	6-3	2-5	8-8	English-29	Nixon-25	14,562
17	12/5	@Dallas	L	105-109	6-3	2-6	8-9	English-32	Aguirre-26	7,620
18	12/8	@New York	L	122-135	6-3	2-7	8-10	English-28	Lucas-25	9,299
19	12/9	@Philadelphia	L	109-137	6-3	2-8	8-11	Vandeweghe-24	Erving-27	10,896
20	12/11	@New Jersey	L	123-131	6-3	2-9	8-12	English/Vandeweghe-26	Williams-26	13,421
21	12/12	@Cleveland	W	120-115	6-3	3-9	9-12	Thompson-34	Carr-29	6,549
22	12/15	SEATTLE	L	120-126	6-4	3-9	9-13	Issel-28	Williams-33	8,967
23	12/17	ATLANTA	W	138-103	7-4	3-9	10-13	English-24	Drew-22	7,198
24	12/19	SAN ANTONIO	W	138-125	8-4	3-9	11-13	English-36	Gervin-35	7,371
25	12/22	@Houston	W	121-109	8-4	4-9	12-13	English-30	Hayes-20	9,579
26	12/23	DETROIT	L	119-124	8-5	4-9	12-14	English-28	Long-34	11,340
27	12/26	@Dallas	W	124-117	8-5	5-9	13-14	English-39	Vincent-33	9,580
28	12/29	BOSTON	W	128-123	9-5	5-9	14-14	English-32	Bird-27	17,668
29	12/30	@Kansas City	L	116-120	9-5	5-10	14-15	English-30	Drew-27	8,359
30	1/2	@San Antonio	L	133-148	9-5	5-11	14-16	Thompson-41	Gervin-38	9,263
31	1/3	@Milwaukee	W	128-122	9-5	6-11	15-16	English-38	Johnson-21	11,052
32	1/5	@Chicago	L	128-134	9-5	6-12	15-17	Issel-30	Theus-20	6,122
33	1/6	SAN DIEGO	W	136-114	10-5	6-12	16-17	Issel-24	Chambers-22	8,281
34	1/8	@Portland	W	124-121	10-5	7-12	17-17	English-35	Thompson-27	12,888
35	1/9	SEATTLE	L	110-125	10-6	7-12	17-18	Roche-24	Williams-39	9,636
36	1/12	KANSAS CITY	W	139-126	11-6	7-12	18-18	English-29	Grunfeld-24	9,849
37	1/13	@Golden State	L	128-143	11-6	7-13	18-19	Issel-31	King-39	7,682
38	1/15	DALLAS	W	128-113	12-6	7-13	19-19	Vandeweghe-24	Vincent-22	7,990
39	1/17	@San Diego	W	138-131	12-6	7-13	20-19	English-35	Taylor-32	5,281
40	1/19	LOS ANGELES	W	140-139	13-6	8-13	21-19	English-28	Three w/22	15,272
41	1/22	MILWAUKEE	L	125-131	13-7	8-13	21-20	English-33	Winters-40	12,315
42	1/23	@Houston	W	111-109	13-7	9-13	22-20	English-30	Malone-23	12,244
43	1/27	NEW JERSEY	W	130-116	14-7	9-13	23-20	Vandeweghe-29	Cook-20	11,103
44	2/2	NEW YORK	W	128-117	15-7	9-13	24-20	English-27	Richardson-26	10,906
45	2/4	@Indiana	L	114-131	15-7	9-14	24-21	Vandeweghe-27	Knight-19	7,134
46	2/5	@Boston	L	144-145	15-7	9-15	24-22	Vandeweghe-40	Bird-34	15,320
47	2/7	@Washington	W	124-115	15-7	10-15	25-22	English-31	Haywood-24	6,542
48	2/10	UTAH	L	148-151	15-8	10-15	25-23	Issel-37	Dantley-42	11,502
49	2/13	SAN DIEGO	W	146-129	16-8	10-15	26-23	Vandeweghe-27	Wiley-28	13,833
50	2/15	@Utah	W	145-134	16-8	11-15	27-23	Vandeweghe-24	Dantley-40	10,607
51	2/16	KANSAS CITY	W	119-106	17-8	11-15	28-23	English-24	Johnson-17	7,203
52	2/19	SAN ANTONIO	L	121-126	17-9	11-15	28-24	Vandeweghe-23	Mitchell-27	11,918
53	2/21	LOS ANGELES	L	131-132	17-10	11-15	28-25	English-34	E. Johnson-25	17,337
54	2/23	@Los Angeles	L	129-145	17-10	11-16	28-26	Issel/Vandeweghe-18	Wilkes-31	14,072
55	2/24	HOUSTON	L	110-120	17-11	11-16	28-27	Vandeweghe-34	Hayes-27	11,985
56	2/26	@Phoenix	L	122-131	17-11	11-17	28-28	Issel-35	Robinson-32	12,683
57	2/27	PHILADELPHIA	W	134-125	18-11	11-17	29-28	English-25	Toney-29	17,727
58	3/2	INDIANA	L	124-132*	18-12	11-17	29-29	Vandeweghe-35	Davis-25	10,147
59	3/5	WASHINGTON	W	127-126	19-12	11-17	30-29	Vandeweghe-23	Haywood-27	9,986
60	3/7	CLEVELAND	W	147-127	20-12	11-17	31-29	English-26	Robinson-29	9,889
61	3/9	@Atlanta	L	106-120	20-12	11-18	31-30	English-29	Roundfield-34	5,840
62	3/10	@Detroit	W	124-113	20-12	12-18	32-30	Issel-35	Thomas-25	4,162
63	3/12	@Houston	W	130-115	20-12	13-18	33-30	English-28	Malone-26	12,518
64	3/14	GOLDEN STATE	W	127-101	21-12	13-18	34-30	Vandeweghe-26	Free/Smith-20	12,228
65	3/16	UTAH	W	154-138	22-12	13-18	35-30	English-32	Dantley-36	8,895
66	3/17	@Phoenix	W	135-133*	22-12	14-18	36-30	Issel-39	Johnson-28	11,349
67	3/19	CHICAGO	W	130-120	23-12	14-18	37-30	English-29	Greenwood-20	10,979
68	3/24	SAN ANTONIO	W	129-115	24-12	14-18	38-30	English/Issel-25	Gervin-25	14,425
69	3/25	@San Diego	W	129-117	24-12	15-18	39-30	Vandeweghe-32	Brooks-29	3,755
70	3/27	PHOENIX	W	140-134**	25-12	15-18	40-30	English-29	Davis-23	15,222
71	3/30	SEATTLE	W	145-142*	26-12	15-18	41-30	Vandeweghe-35	Williams-32	15,419
72	3/31	@Dallas	W	120-119	26-12	16-18	42-30	English-27	Vincent-31	7,932
73	4/2	PORTLAND	W	127-121	27-12	16-18	43-30	Vandeweghe-27	Thompson-27	17,135
74	4/4	@Seattle	L	116-140	27-12	16-19	43-31	Issel-25	Sikma-29	32,403
75	4/6	@Portland	L	122-136	27-12	16-20	43-32	English/Issel-26	Natt-28	12,666
76	4/7	@Golden State	W	129-121	27-12	17-20	44-32	Issel-28	King-33	10,688
77	4/9	@Los Angeles	L	128-153	27-12	17-21	44-33	English/Gondrezick-20	Wilkes-25	16,433
78	4/10	@Utah	L	136-151	27-12	17-22	44-34	Issel-25	Dantley-53	6,919
79	4/13	@San Antonio	L	137-144	27-12	17-23	44-35	Issel-35	Gervin-39	14,973
80	4/14	HOUSTON	W	141-122	28-12	17-23	45-35	Thompson-26	Malone-27	17,103
81	4/16	@Kansas City	L	121-123	28-12	17-24	45-36	English-25	Johnson-21	6,013
82	4/17	DALLAS	W	130-124	29-12	17-24	46-36	English/Issel-32	Vincent-26	17,009

* Denotes number of overtime periods.





1982-83 ROSTER

NO.	PLAYER	POS	HT	WT	COLLEGE/YR	EXP
23	T.R. Dunn	G	6-4	192	Alabama '77	5
2	Alex English	F	6-7	190	South Carolina '76	6
22	Glen Gondrezick	F	6-6	218	UNLV '77	5
24	Bill Hanzlik	G	6-7	185	Notre Dame '80	2
34	Cedrick Hordges	F	6-8	220	South Carolina '80	2
44	Dan Issel	C	6-9	240	Kentucky '70	12
53	Rich Kelley	C	7-0	240	Stanford '75	7
7	Billy McKinney	G	6-1	170	Northwestern '77	4
43	James Ray	F	6-9	215	Jacksonville '80	2
25	Dave Robisch	C	6-10	240	Kansas '71	11
55	Kiki Vandeweghe	F	6-8	220	UCLA '80	2
21	Rob Williams	G	6-2	175	Houston '83	R

Head Coach: Doug Moe (North Carolina '61)

Assistant Coach: John Nillen (Regis '74)

Trainer: Bob "Chopper" Travaglini

NUGGETS 1982-83 TEAM HIGHS & LOWS

	HIGH	LOW
Points	155 vs. Indiana, 12/28	90 @ Washington, 12/9
Field Goals Made	*57 vs. Golden State, 3/15	37 @ Washington, 12/9
Field Goals Attempted	117 @ Seattle, 1/11	*80 vs. New York, 1/22
Field Goal Percentage	(.606/57-94) @ Dallas, 1/14	(.384/38-99) @ Kansas City, 12/22
Three-Pointers Made	*3 vs. San Antonio, 12/16	*0 vs. Kansas City, 4/17
Three-Pointers Attempted	9 @ Utah, 4/12	*0 vs. Kansas City, 4/17
Three-Point Percentage	*(.600/3-5) vs. San Antonio, 12/16	*(.000/0-6) vs. Kansas City, 4/17
Free Throws Made	*45 vs. Kansas City, 1/4	7 @ Philadelphia, 2/16
Free Throws Attempted	60 vs. Kansas City, 1/4	9 @ Philadelphia, 2/16
Free Throw Percentage	(1.000/17-17) @ Seattle, 1/11	(.633/31-49) vs. Kansas City, 1/25
Total Rebounds	68 @ Utah, 4/12	29 @ Cleveland, 12/10
Offensive Rebounds	27 vs. Chicago, 12/3	5 @ Portland, 1/3
Defensive Rebounds	46 @ Dallas, 4/8	18 @ Philadelphia, 2/16
Assists	42 @ Seattle, 1/11	14 @ Kansas City, 1/5
Steals	*17 vs. Utah, 2/5	2 @ San Antonio, 11/23
Turnovers	29 @ San Diego, 1/8	*8 vs. Dallas, 11/30
Blocked Shots	12 vs. Chicago, 12/3	*0 vs. Seattle, 3/18
Fouls	36 @ San Antonio, 3/29	14 @ Washington, 12/9

OPPONENTS 1982-83 TEAM HIGHS & LOWS

	HIGH	LOW
Points	150 by Indiana, 12/28	93 by Houston, 1/19
Field Goals Made	67 @ Seattle, 3/18	36 by Houston, 1/19
Field Goals Attempted	*120 by Kansas City, 1/4	76 @ Philadelphia, 2/16
Field Goal Percentage	(.637/65-102) @ Dallas, 1/14	(.350/36-103) by Houston, 1/19
Three-Pointers Made	5 by Detroit, 3/25	*0 by Kansas City, 4/17
Three-Pointers Attempted	14 by San Antonio, 3/8	*0 by LA Lakers, 3/31
Three-Point Percentage	*(.600/3-5) @ Houston 12/2, Portland 3/4	*(.000/0-3) by Kansas City, 4/17
Free Throws Made	36 by Portland, 3/20	8 @ Washington, 12/9
Free Throws Attempted	54 by Philadelphia, 2/1	12 @ Washington, 12/9
Free Throw Percentage	(.944/17-18) by Dallas, 10/29	(.536/15-28) by Houston, 1/7
Total Rebounds	75 vs. Kansas City, 1/4	33 @ Portland, 3/4
Offensive Rebounds	37 by Kansas City, 1/4	5 @ Utah, 11/10
Defensive Rebounds	46 @ Kansas City, 12/22	23 by Golden State, 3/15
Assists	52 @ Seattle, 3/18	14 by Houston, 1/19
Steals	17 @ San Diego, 2/8	*3 @ Milwaukee, 12/15
Turnovers	33 by Chicago, 12/3	9 @ San Antonio, 11/23
Blocked Shots	17 by Utah, 2/5	*1 by Houston, 1/19
Fouls	46 by Indiana, 12/28	17 @ Utah, 3/9

* Indicates repeated mark, and is the last time it happened.





1982-83 GAME-BY-GAME RESULTS (45-37)

NO.	DATE	OPP.	W-L	SCORE	HM.	RD.	TOT.	DEN. HIGH SCORER	OPP. HIGH SCORER	ATTEND.
1	10/29	DALLAS	L	117-125	0-1	0-0	0-1	Vandeweghe-32	Blackman-26	12,099
2	10/31	PHOENIX	W	114-110	1-1	0-0	1-1	English-25	Lucas-19	8,893
3	11/3	LOS ANGELES	L	134-135*	1-2	0-0	1-2	Issel-26	Three w/22	14,807
4	11/4	@Los Angeles	L	108-131	1-2	0-1	1-3	English-22	Nixon-21	12,815
5	11/6	GOLDEN STATE	W	127-118	2-2	0-1	2-3	English-27	Smith-23	12,929
6	11/9	ATLANTA	L	105-106	2-3	0-1	2-4	English-30	Roundfield-27	10,551
7	11/10	@Utah	L	118-125	2-3	0-2	2-5	Issel-32	Dantley-43	8,314
8	11/12	PORTLAND	L	111-128	2-4	0-2	2-6	English-24	Natt-27	13,639
9	11/13	@Dallas	W	140-130	2-4	1-2	3-6	English-40	Aguirre-28	10,283
10	11/16	@San Diego	W	136-130	2-4	2-2	4-6	English-39	Chambers-29	3,039
11	11/18	@Phoenix	W	118-107	2-4	3-2	5-6	English-32	Johnson-27	9,640
12	11/21	@Los Angeles	L	129-143	2-4	3-3	5-7	English-45	Wilkes-29	17,505
13	11/23	@San Antonio	L	126-136	2-4	3-4	5-8	English-36	Banks-28	8,518
14	11/24	SAN ANTONIO	W	129-123	3-4	3-4	6-8	Issel-38	Gervin-34	13,011
15	11/26	@Seattle	L	106-127	3-4	3-5	6-9	English-24	Williams-20	15,070
16	11/27	SAN DIEGO	W	141-125	4-4	3-5	7-9	English-39	Cummings-25	10,813
17	11/30	DALLAS	L	129-140	4-5	3-5	7-10	English-34	Aguirre-37	8,799
18	12/3	CHICAGO	W	131-124	5-5	3-5	8-10	English-29	Woolridge/Theus-29	10,993
19	12/8	@Indiana	L	126-130	5-5	3-6	8-11	English-41	Kellogg-29	3,013
20	12/9	@Washington	L	90-98	5-5	3-7	8-12	English/Issel-24	Ruland-23	5,684
21	12/10	@Cleveland	W	117-107	5-5	4-7	9-12	English-27	Wedman/Hubbard-21	1,997
22	12/12	@Boston	L	112-126	5-5	4-8	9-13	Issel-25	Bird-26	15,320
23	12/15	@Milwaukee	W	113-98	5-5	5-8	10-13	English-33	Johnson-25	9,085
24	12/16	SAN ANTONIO	L	108-120	5-6	5-8	10-14	Issel-30	Moore-29	10,815
25	12/18	NEW JERSEY	L	114-123	5-7	5-8	10-15	Vandeweghe-37	O'Koren-23	13,121
26	12/22	@Kansas City	L	102-146	5-7	5-9	10-16	Vandeweghe-28	Loder-25	6,439
27	12/23	@Detroit	W	135-127	5-7	6-9	11-16	English-43	Thomas-28	12,218
28	12/27	GOLDEN STATE	W	130-128	6-7	6-9	12-16	English-41	Richardson-31	7,730
29	12/28	INDIANA	W	155-150*	7-7	6-9	13-16	English-37	Knight-23	7,038
30	12/30	BOSTON	L	132-145	7-8	6-9	13-17	Vandeweghe-40	Maxwell-27	16,474
31	1/1	PHOENIX	W	127-125	8-8	6-9	14-17	Vandeweghe-49	Nance-26	7,814
32	1/2	@Portland	L	102-122	8-8	6-10	14-18	Vandeweghe-30	Paxson-31	12,888
33	1/4	KANSAS CITY	W	137-121	9-8	6-10	15-18	English-36	Williams-26	7,989
34	1/5	@Kansas City	L	118-138	9-8	6-11	15-19	English-34	Woodson-26	7,222
35	1/7	HOUSTON	W	125-97	10-8	6-11	16-19	Vandeweghe-28	Bailey-23	9,122
36	1/8	@San Diego	L	120-122	10-8	6-12	16-20	English-33	Hollins-25	3,715
37	1/11	@Seattle	W	131-119	10-8	7-12	17-20	Vandeweghe-35	Donaldson-25	10,054
38	1/12	UTAH	W	126-118	11-8	7-12	18-20	Vandeweghe-30	Griffith-22	8,817
39	1/14	@Dallas	L	139-149	11-8	7-13	18-21	English-34	Blackman-31	11,015
40	1/15	@Houston	W	131-111	11-8	8-13	19-21	English-39	Leavell-32	7,260
41	1/18	@San Antonio	L	124-143	11-8	8-14	19-22	Vandeweghe-29	Banks-30	8,424
42	1/19	HOUSTON	W	130-93	12-8	8-14	20-22	English-23	Bryant-13	9,417
43	1/21	@Golden State	L	121-136	12-8	8-15	20-23	Vandeweghe-35	Carroll-39	9,351
44	1/22	NEW YORK	L	98-102	12-9	8-15	20-24	Vandeweghe-28	Orr-28	12,075
45	1/25	KANSAS CITY	W	119-112	13-9	8-15	21-24	English-32	Drew-22	8,133
46	1/28	PORTLAND	W	118-109	14-9	8-15	22-24	English-35	Natt-26	11,736
47	2/1	PHILADELPHIA	L	124-133	14-10	8-15	22-25	Vandeweghe-36	Toney-35	17,498
48	2/2	@Houston	L	128-135	14-10	8-16	22-26	Vandeweghe-29	Leavell-42	7,141
49	2/3	@Atlanta	W	126-112	14-10	9-16	23-26	English-36	Roundfield-29	4,534
50	2/5	UTAH	W	143-136	15-10	9-16	24-26	English-36	Drew-30	9,133
51	2/8	@San Diego	L	98-125	15-10	9-17	24-27	Vandeweghe-27	Cummings-31	3,341
52	2/9	SEATTLE	W	134-125	16-10	9-17	25-27	Vandeweghe-37	Radford-22	12,847
53	2/16	@Philadelphia	L	95-116	16-10	9-18	25-28	Vandeweghe-16	Malone-21	13,216
54	2/17	@New Jersey	W	117-108	16-10	10-18	26-28	English-33	King-25	12,037
55	2/19	@New York	L	117-108	16-10	10-19	26-29	English-39	Cartwright-24	10,068
56	2/22	@Chicago	L	133-144	16-10	10-20	26-30	Vandeweghe-37	Woolridge-31	5,754
57	2/24	SEATTLE	W	138-129	17-10	10-20	27-30	Issel-30	Williams-27	15,748
58	2/26	WASHINGTON	W	125-111	18-10	10-20	28-30	English-34	Ballard-29	15,035
59	2/27	@Los Angeles	W	135-120	18-10	11-20	29-30	Vandeweghe-35	E. Johnson-28	17,505
60	3/1	CLEVELAND	W	132-121	19-10	11-20	30-30	English-31	Free-25	10,492
61	3/2	@Golden State	W	128-108	19-10	12-20	31-30	Vandeweghe-33	Carroll-22	6,508
62	3/4	@Portland	W	142-138	19-10	13-20	32-30	English-35	Natt-33	12,888
63	3/5	MILWAUKEE	W	126-120	20-10	13-20	33-30	Vandeweghe-36	Ford-21	17,065
64	3/8	SAN ANTONIO	W	129-118	21-10	13-20	34-30	English-28	Mitchell-21	15,033
65	3/9	@Utah	W	129-109	21-10	14-20	35-30	English-32	Griffith-34	10,075
66	3/13	UTAH	W	130-117	22-10	14-20	36-30	English-30	Three w/16	13,188
67	3/15	GOLDEN STATE	W	139-115	23-10	14-20	37-30	Vandeweghe-32	Lloyd-30	12,558
68	3/18	@Seattle	L	117-147	23-10	14-21	37-31	Vandeweghe-31	Kelsner-30	14,268
69	3/20	PORTLAND	L	106-118	23-11	14-21	37-32	Issel-26	Paxson-29	13,710
70	3/22	PHOENIX	W	130-117	24-11	14-21	38-32	Vandeweghe-29	Davis-27	10,588
71	3/25	DETROIT	W	131-120	25-11	14-21	39-32	English-29	Thomas-44	14,009
72	3/26	@Phoenix	L	110-124	25-11	14-22	39-33	Vandeweghe-32	Johnson-25	13,143
73	3/29	@San Antonio	L	129-136	25-11	14-23	39-34	Vandeweghe-33	Gilmore-32	12,477
74	3/31	LOS ANGELES	L	116-122	25-12	14-23	39-35	English-30	Jabbar-25	17,310
75	4/2	SAN DIEGO	W	107-99	26-12	14-23	40-35	Vandeweghe-26	Brooks-30	12,011
76	4/6	@Kansas City	L	113-130	26-12	14-24	40-36	Vandeweghe-26	E. Johnson-26	7,130
77	4/8	@Dallas	W	132-115	26-12	15-24	41-36	English-29	Ransley-19	10,878
78	4/9	@Houston	W	123-105	26-12	16-24	42-36	Vandeweghe-32	Leavell-20	6,237
79	4/12	@Utah	L	116-125	26-12	16-25	42-37	Vandeweghe-34	Griffith-30	10,195
80	4/13	HOUSTON	W	131-112	27-12	16-25	43-37	Vandeweghe-28	Teagle-18	10,609
81	4/15	DALLAS	W	137-126	28-12	16-25	44-37	Vandeweghe-35	Aguirre-31	15,039
82	4/17	KANSAS CITY	W	125-116	29-12	16-25	45-37	English/Issel-31	Drew-32	17,619

* Denotes number of overtime periods.





1983-84 ROSTER

NO.	PLAYER	POS	HT	WT	COLLEGE/YR	EXP
32	Howard Carter	G	6-5	213	LSU '83	R
23	T.R. Dunn	G	6-4	193	Alabama '77	6
2	Alex English	F	6-7	190	South Carolina '76	7
5	Mike Evans	G	6-1	170	Kansas St. '78	4
22	Glen Gondrezick	F	6-6	218	UNLV '77	6
24	Bill Hanzlik	G	6-7	185	Notre Dame '80	3
44	Dan Issele	C	6-9	240	Kentucky '70	13
7	Billy McKinney	G	6-0	170	Northwestern '77	5
43	James Ray	F	6-9	215	Jacksonville '80	3
25	Dave Robisch	C	6-10	240	Kansas '71	12
34	Danny Schayes	C	6-11	245	Syracuse '81	2
55	Kiki Vandeweghe	F	6-8	220	UCLA '80	3
21	Rob Williams	G	6-2	175	Houston '83	1

Head Coach: Doug Moe (North Carolina '61)

Assistant Coach: Bill Ficke

Trainer: Bob "Chopper" Travaglini

NUGGETS 1983-84 TEAM HIGHS & LOWS

	HIGH	LOW
Points	184 vs. Detroit, 12/13	90 @ Boston, 12/9
Field Goals Made	68 vs. Detroit, 12/13	35 @ Dallas, 3/24
Field Goals Attempted	125 vs. San Antonio, 1/11	75 @ Dallas, 3/24
Field Goal Percentage	(.615/59-96) vs. Kansas City, 2/25	(.413/45-109) vs. Utah, 4/10
Three-Pointers Made	*5 vs. LA Lakers, 1/13	*0 @ Houston, 4/11
Three-Pointers Attempted	12 vs. Boston, 11/15	*0 vs. San Diego, 4/1
Three-Point Percentage	*(.667/4-6) @ Houston, 3/27	*(.000/0-1) @ Houston, 4/11
Free Throws Made	51 @ San Diego, 10/29	12 @ Boston, 12/9
Free Throws Attempted	58 vs. Houston, 3/21	16 vs. Dallas, 2/8
Free Throw Percentage	(1.000/18-18) vs. Seattle, 1/3	(.667/12-18) @ Boston, 12/9
Total Rebounds	57 @ Utah, 11/25	26 @ Portland, 11/22
Offensive Rebounds	26 @ Seattle, 2/19	*7 @ Cleveland, 3/16
Defensive Rebounds	43 @ Indiana, 1/25	17 @ Portland, 11/22
Assists	46 vs. Detroit, 12/13	15 @ Dallas, 3/24
Steals	15 vs. LA Lakers, 11/8	*4 vs. Chicago, 3/18
Turnovers	28 @ Portland, 2/10	*8 @ LA Lakers, 12/27
Blocked Shots	12 vs. Atlanta, 2/16	*0 @ LA Lakers, 12/27
Fouls	44 @ Phoenix, 12/26	*20 @ Cleveland, 3/16

OPPONENTS 1983-84 TEAM HIGHS & LOWS

	HIGH	LOW
Points	186 by Detroit, 12/13	89 by Philadelphia, 12/29
Field Goals Made	74 by Detroit, 12/13	30 by Philadelphia, 12/29
Field Goals Attempted	136 by Detroit, 12/13	77 by Kansas City, 1/20
Field Goal Percentage	(.665/55-84) @ Phoenix, 12/26	(.361/30-83) by Philadelphia, 12/29
Three-Pointers Made	*5 by Golden State, 4/5	*0 @ San Antonio, 4/15
Three-Pointers Attempted	12 by Kansas City, 3/23	*0 @ Golden State, 2/28
Three-Point Percentage	*(.800/4-5) by San Antonio, 1/11	*(.000/0-1) @ San Antonio, 4/15
Free Throws Made	46 @ Phoenix, 12/26	12 @ Dallas, 3/24
Free Throws Attempted	66 @ Utah, 12/23	14 @ Dallas, 3/24
Free Throw Percentage	(.917/33-36) by LA Lakers, 11/8	(.571/12-21) @ Atlanta, 11/29
Total Rebounds	66 @ Atlanta, 11/29	30 by Kansas City, 2/25
Offensive Rebounds	*26 vs. San Antonio, 3/30	6 @ Seattle, 2/19
Defensive Rebounds	45 @ San Antonio, 11/12	19 by Kansas City, 2/25
Assists	50 @ San Antonio, 4/15	13 by Philadelphia, 12/29
Steals	19 by Detroit, 12/13	2 @ Dallas, 1/15
Turnovers	32 @ Phoenix, 12/26	7 vs. Utah, 10/28
Blocked Shots	14 @ San Antonio, 1/18	0 @ Cleveland, 3/16
Fouls	44 by Detroit, 12/13	15 @ Boston, 12/9

* Indicates repeated mark, and is the last time it happened.





1983-84 GAME-BY-GAME RESULTS (38-44)

NO.	DATE	OPP.	W-L	SCORE	HM.	RD.	TOT.	DEN. HIGH SCORER	OPP. HIGH SCORER	ATTEND.
1	10/28	UTAH	W	139-125	1-0	0-0	1-0	Vandeweghe-37	Dantley-40	10,439
2	10/29	@San Diego	L	128-141	1-0	0-1	1-1	English-29	Cummings-25	5,705
3	11/1	DALLAS	L	124-130	1-1	0-1	1-2	Vandeweghe-28	Aguirre-39	7,864
4	11/3	@Kansas City	W	131-128	1-1	1-1	2-2	Vandeweghe-39	Johnson-31	6,035
5	11/5	SAN DIEGO	W	127-121	2-1	1-1	3-2	Vandeweghe-29	Cummings-25	11,814
6	11/8	LOS ANGELES	L	124-133	2-2	1-1	3-3	Vandeweghe-25	Johnson-29	10,105
7	11/12	@San Antonio	L	107-126	2-2	1-2	3-4	Vandeweghe-25	Banks/Edmon-22	8,258
8	11/15	BOSTON	L	124-140	2-3	1-2	3-5	Vandeweghe-38	Bird-28	13,908
9	11/17	@Golden State	W	131-120	2-3	2-2	4-5	English/Vandeweghe-30	Carroll-26	6,104
10	11/18	HOUSTON	W	134-127	3-3	2-2	5-5	Vandeweghe-32	Sampson-22	9,886
11	11/19	MILWAUKEE	W	133-126	4-3	2-2	6-5	English-32	Moncrief-43	10,852
12	11/22	@Portland	L	116-156	4-3	2-3	6-6	Vandeweghe-26	Lever-22	12,888
13	11/23	SAN DIEGO	W	133-114	5-3	2-3	7-6	Vandeweghe-33	Nixon-22	8,889
14	11/25	@Utah	L	124-126	5-3	2-4	7-7	Issel-34	Dantley-47	8,759
15	11/26	PHOENIX	W	107-104	6-3	2-4	8-7	Vandeweghe-35	Davis-30	6,500
16	11/29	@Atlanta	W	105-96	6-3	3-4	9-7	English-26	Wilkins-38	4,868
17	11/30	@Milwaukee	L	122-139	6-3	3-5	9-8	Vandeweghe-26	Moncrief-25	9,526
18	12/3	SEATTLE	W	121-111	7-3	3-5	10-8	English/Vandeweghe-28	Williams-20	9,881
19	12/6	@New York	W	117-112	7-3	4-5	11-8	Vandeweghe-33	King-24	9,054
20	12/7	@Philadelphia	L	128-133	7-3	4-6	11-9	Vandeweghe-33	Malone-30	13,652
21	12/9	@Boston	L	90-119	7-3	4-7	11-10	Anderson-16	McHale-21	13,374
22	12/11	@New Jersey	L	130-141	7-3	4-8	11-11	Vandeweghe-37	King-30	9,549
23	12/13	DETROIT	L	184-186***	7-4	4-8	11-12	Vandeweghe-51	Thomas-47	9,655
24	12/16	PORTLAND	L	115-119	7-5	4-8	11-13	Vandeweghe-32	Natt/Paxson-22	9,756
25	12/18	NEW JERSEY	W	122-118	8-5	4-8	12-13	Vandeweghe-33	Birdsong-23	7,789
26	12/20	@Kansas City	L	114-131	8-5	4-9	12-14	Issel-24	John/Wood-24	4,751
27	12/22	INDIANA	L	132-133	8-6	4-9	12-15	English-34	McKenna-21	11,756
28	12/23	@Utah	L	116-118	8-6	4-10	12-16	English-20	Dantley-27	7,559
29	12/26	@Phoenix	L	133-140*	8-6	4-11	12-17	Issel-27	Davis-40	12,104
30	12/27	@Los Angeles	L	116-118	8-6	4-12	12-18	Vandeweghe-34	Wilkes-24	15,512
31	12/29	PHILADELPHIA	W	101-89	9-6	4-12	13-18	Issel-28	Malone/Toney-20	16,962
32	12/30	UTAH	W	135-130	10-6	4-12	14-18	Issel-31	Dantley-32	11,882
33	1/3	SEATTLE	L	109-110	10-7	4-12	14-19	Vandeweghe-41	Williams-30	8,802
34	1/6	@Portland	L	129-144	10-7	4-13	14-20	Evans-31	Paxson-32	12,888
35	1/7	DALLAS	W	141-117	11-7	4-13	15-20	English-28	Aguirre-31	11,865
36	1/11	SAN ANTONIO	W	163-155	12-7	4-13	16-20	Vandeweghe-50	Gervin-38	9,429
37	1/13	LOS ANGELES	L	131-141	12-8	4-13	16-21	Vandeweghe-35	Wilkes-31	13,957
38	1/15	@Dallas	L	107-126	12-8	4-14	16-22	Vandeweghe-24	Aguirre-25	16,039
39	1/17	@Houston	L	115-124	12-8	4-15	16-23	English/Issel-30	Sampson-27	9,174
40	1/18	@San Antonio	L	127-148	12-8	4-16	16-24	Carter-25	Gervin-37	8,679
41	1/20	KANSAS CITY	W	116-114	13-8	4-16	17-24	Vandeweghe-42	Johnson-32	10,997
42	1/21	GOLDEN STATE	W	126-115	14-8	4-16	18-24	Vandeweghe-38	Short-29	10,885
43	1/25	@Indiana	L	112-117	14-8	4-17	18-25	Vandeweghe-21	Johnson-27	8,315
44	1/26	@Chicago	W	126-125	14-8	5-17	19-25	Issel-37	Greenwood-32	4,913
45	2/1	LOS ANGELES	L	108-116	14-9	5-17	19-26	English-37	Scott-32	14,009
46	2/3	@Dallas	W	114-111	14-9	6-17	20-26	Vandeweghe-34	Aguirre-28	15,292
47	2/4	@Kansas City	L	100-107	14-9	6-18	20-27	Vandeweghe-30	Knight-30	9,053
48	2/7	@Seattle	L	105-115	14-9	6-19	20-28	Vandeweghe-25	Williams-25	8,070
49	2/8	DALLAS	L	114-120	14-10	6-19	20-29	Vandeweghe-41	Blackman-27	8,441
50	2/10	@Portland	L	117-123	14-10	6-20	20-30	Edmonson-30	Paxson-22	12,888
51	2/11	NEW YORK	L	112-138	14-11	6-20	20-31	Vandeweghe-31	King-25	14,983
52	2/14	WASHINGTON	L	96-108	14-12	6-20	20-32	English-33	Ball/Ruland-20	7,962
53	2/16	ATLANTA	W	117-102	15-12	6-20	21-32	English-36	Wilkins-32	9,106
54	2/17	@Los Angeles	W	141-138	15-12	7-20	22-32	English-35	Abdul-Jabbar/Johnson-33	15,230
55	2/19	@Seattle	L	120-132	15-12	7-21	22-33	English-29	Chambers-34	9,411
56	2/21	@Golden State	L	133-135	15-12	7-22	22-34	Vandeweghe-34	Johnson-40	6,537
57	2/22	SAN ANTONIO	W	127-121	16-12	7-22	23-34	Issel-36	Brewer-22	11,816
58	2/24	@Phoenix	W	117-100	16-12	8-22	24-34	English-37	Nance-21	12,393
59	2/25	KANSAS CITY	W	148-136	17-12	8-22	25-34	English-41	Johnson-33	13,808
60	2/28	@Golden State	L	137-140*	17-12	8-23	25-35	English-34	Short-30	6,537
61	3/1	CLEVELAND	W	119-113	18-12	8-23	26-35	Vandeweghe-34	Huston-23	10,003
62	3/3	UTAH	W	131-122	19-12	8-23	27-35	English-44	Dantley-36	10,808
63	3/6	HOUSTON	W	130-128	20-12	8-23	28-35	Vandeweghe-45	Sampson-33	14,879
64	3/9	@San Diego	L	126-134	20-12	8-24	28-36	Vandeweghe-39	Cummings-28	4,813
65	3/11	PORTLAND	W	149-123	21-12	8-24	29-36	Vandeweghe-36	Natt-29	11,003
66	3/13	@Washington	L	103-108	21-12	8-25	29-37	Vandeweghe-27	Ruland-25	5,325
67	3/14	@Detroit	W	125-121	21-12	9-25	30-37	English-37	Thomas-24	13,552
68	3/16	@Cleveland	W	118-102	21-12	10-25	31-37	English/Vandeweghe-29	Robinson-24	4,682
69	3/18	CHICAGO	W	107-104	22-12	10-25	32-37	Vandeweghe-30	Dailey-19	11,099
70	3/20	@Phoenix	L	120-146	22-12	10-26	32-38	English-38	Lucas-23	10,389
71	3/21	HOUSTON	W	134-125	23-12	10-26	33-38	Issel/Vandeweghe-30	McCray-28	11,560
72	3/23	KANSAS CITY	W	126-116	24-12	10-26	34-38	Vandeweghe-31	Johnson-26	11,952
73	3/24	@Dallas	L	101-119	24-12	10-27	34-39	English-31	Aguirre-46	17,007
74	3/27	@Houston	L	137-140	24-12	10-28	34-40	Vandeweghe-33	Lloyd-31	7,812
75	3/30	SAN ANTONIO	W	145-136	25-12	10-28	35-40	English-39	Mitchell-33	13,329
76	4/1	SAN DIEGO	W	129-103	26-12	10-28	36-40	Vandeweghe-25	Smith-23	12,848
77	4/3	SEATTLE	W	124-113	27-12	10-28	37-40	Vandeweghe-42	Williams-34	11,828
78	4/5	GOLDEN STATE	L	124-128	27-13	10-28	37-41	English-34	Short-32	13,880
79	4/8	PHOENIX	L	121-126	27-14	10-28	37-42	Vandeweghe-43	Davis-24	15,108
80	4/10	vs.Utah @Las Vegas	L	120-135	27-14	10-29	37-43	Vandeweghe-35	Green-45	7,357
81	4/11	@Houston	W	130-110	27-14	11-29	38-43	Vandeweghe-36	McCray-21	7,554
82	4/15	@San Antonio	L	154-157	27-14	11-30	38-44	English/Vandeweghe-30	Paxson-25	6,267

* Denotes number of overtime periods S McNichols Arena sellout





1984-85 ROSTER

NO.	PLAYER	POS	HT	WT	COLLEGE/YR	EXP
42	Wayne Cooper	C	6-10	220	New Orleans '78	6
23	T.R. Dunn	G	6-4	192	Alabama '77	7
2	Alex English	F	6-7	190	South Carolina '76	8
5	Mike Evans	G	6-1	170	Kansas St. '78	5
24	Bill Hanzlik	F	6-7	185	Notre Dame '80	4
44	Dan Issel	F/C	6-9	240	Kentucky '70	14
12	Fat Lever	G	6-3	175	Arizona St. '82	2
33	Calvin Natt	F	6-6	220	NE Louisiana '79	5
34	Danny Schayes	C	6-11	245	Syracuse '81	3
20	Elston Turner	G	6-5	200	Mississippi '81	3
10	Willie White	G	6-3	205	Tenn-Chattanooga '84	R
21	Rob Williams	G	6-2	175	Houston '83	2

Head Coach: Doug Moe (North Carolina '61)
Assistant Coach: Allan Bristow (Virginia Tech '71)
Trainer: Bob "Chopper" Travaglini

NUGGETS 1984-85 TEAM HIGHS & LOWS

	HIGH	LOW
Points	147 vs. Utah, 11/10	97 @ Utah, 11/30
Field Goals Made	64 @ LA Lakers, 11/6	32 vs. LA Lakers, 4/2
Field Goals Attempted	119 vs. Houston (20T), 3/5	81 @ San Antonio, 12/12
Field Goal Percentage	(.625/60-96) vs. Utah, 11/10	(.385/37-96) L.A. Lakers, 4/2
Three-Pointers Made	*5 @ Dallas, 3/15	0 many times
Three-Pointers Attempted	11 @ Seattle, 2/22	0 many times
Three-Point Percentage	(.714/5-7), @ Dallas, 3/15	(.000) many times
Free Throws Made	46 vs. San Antonio, 12/26	7 @ LA Clippers, 11/5
Free Throws Attempted	54 vs. San Antonio, 12/26	14 @ LA Clippers, 11/5
Free Throw Percentage	(.926/25-27) Houston, 1/2	(.500/7-14) @ LA Clippers, 11/5
Total Rebounds	62 vs. Houston, 11/16	28 @ Houston, 12/22
Offensive Rebounds	33 @ Atlanta, 2/26	7 @ Seattle, 12/29
Defensive Rebounds	43 vs. Utah, 3/26	14 @ Chicago, 1/14
Assists	44 @ LA Lakers, 11/6	13 @ Houston, 12/22
Steals	19 vs. Indiana, 3/9	3 vs. Dallas, 3/18
Turnovers	33 @ Utah, 1/4	9 vs. LA Lakers, 12/28
Blocked Shots	12 vs. San Antonio, 4/5	*1 @ Portland, 1/19
Fouls	37 @ Utah, 1/4	*18 @ Portland, 3/30

OPPONENTS 1984-85 TEAM HIGHS & LOWS

	HIGH	LOW
Points	*148 @ LA Lakers, 4/9	89 by Utah, 3/26
Field Goals Made	64 by Detroit, 12/19	35 by New York, 1/9
Field Goals Attempted	112 @ Houston (20T), 2/2	72 @ Portland, 4/14
Field Goal Percentage	(.671/47-70) @ Chicago, 1/14	(.398/37-93) @ Utah, 1/28
Three-Pointers Made	5 @ L.A. Lakers, 4/9	0 many times
Three-Pointers Attempted	*9 @ Dallas, 3/15	0 many times
Three-Point Percentage	*(.800/4-5) by Wash., 1/18	(.000) many times
Free Throws Made	37 by Kansas City, 12/14	11 by Utah, 3/26
Free Throws Attempted	*46 by Kansas City, 12/14	14 by Utah, 3/26
Free Throw Percentage	(.909/30-33) by Dallas, 3/18	(.576/19-33) by Indiana, 3/9
Total Rebounds	69 by Houston (20T), 3/5	*33 by Dallas, 1/31
Offensive Rebounds	25 by Houston (20T), 3/5	6 by Utah, 12/1
Defensive Rebounds	44 by Houston (20T), 3/5	19 by Dallas, 1/31
Assists	43 @ L.A. Lakers, 4/9	14 by Dallas, 12/21
Steals	*15 by Houston (20T), 3/5	2 @ L.A. Clippers, 11/5
Turnovers	33 by Phoenix, 11/13	9 @ Dallas, 3/15
Blocked Shots	20 by Houston, 11/16	0 @ Seattle, 12/29
Fouls	36 by Chicago, 11/1	15 by L.A. Clippers, 1/5

* Indicates repeated mark, and is the last time it happened.





1984-85 GAME-BY-GAME RESULTS (52-30)

NO.	DATE	OPP.	W-L	SCORE	HM.	RD.	TOT.	DEN. HIGH SCORER	OPP. HIGH SCORER	ATTEND.
1	10/27	GOLDEN STATE	W	125-121	1-0	0-0	1-0	English-29	Short-35	8,256
2	10/30	@San Antonio	L	118-126	1-0	0-1	1-1	English-27	Moore/Gervin-18	6,677
3	11/1	CHICAGO	W	129-113	2-0	0-1	2-1	Natt-31	Dailey-26	9,413
4	11/3	@Kansas City	W	128-114	2-0	1-1	3-1	Natt-34	Drew/Thorpe-23	6,440
5	11/5	@LA Clippers	L	107-104	2-0	1-2	3-2	English-33	Nixon-21	6,474
6	11/6	@LA Lakers	W	146-130	2-0	2-2	4-2	English-28	Johnson-19	11,272
7	11/8	PORTLAND	W	128-125	3-0	2-2	5-2	English-45	Thompson-32	8,745
8	11/10	UTAH	W	147-135	4-0	2-2	6-2	English-44	Green-23	9,719
9	11/13	PHOENIX	W	122-110	5-0	2-2	7-2	English-38	Adams-19	6,702
10	11/16	HOUSTON	W	119-102	6-0	2-2	8-2	English-32	Sampson-23	18,557S
11	11/20	@Seattle	W	124-114	6-0	3-2	9-2	English-25	Chambers-21	5,386
12	11/21	@LA Clippers	W	112-106	6-0	4-2	10-2	Natt-32	Johnson-29	6,440
13	11/24	PHILADELPHIA	W	114-100	7-0	4-2	11-2	English-31	Malone-24	17,022
14	11/27	LA CLIPPERS	W	139-110	8-0	4-2	12-2	English-28	Warrick-18	6,715
15	11/30	@Utah	L	97-116	8-0	4-3	12-3	Issel-24	Griffith-24	8,326
16	12/1	UTAH	W	118-111	9-0	4-3	13-3	Natt-28	Griffith-27	8,868
17	12/4	@New York	L	98-100	9-0	4-4	13-4	English-19	Cummings-21	8,487
18	12/5	@Boston	L	107-123	9-0	4-5	13-5	Natt/Lever-25	Parish-25	14,890
19	12/7	@Detroit	L	115-122	9-0	4-6	13-6	English-32	Thomas-27	11,427
20	12/8	@Cleveland	W	114-108	9-0	5-6	14-6	Natt-31	Davis-23	3,943
21	12/11	PORTLAND	W	123-122	10-0	5-6	15-6	English-32	Vandeweghe/Thompson-28	8,256
22	12/12	@San Antonio	L	105-126	10-0	5-7	15-7	Natt-28	Gilmore-23	7,077
23	12/14	KANSAS CITY	L	117-123	10-1	5-7	15-8	Natt-32	Johnson-32	6,497
24	12/16	SEATTLE	L	101-122	10-2	5-7	15-9	English-32	Chambers-27	6,106
25	12/18	@Golden State	W	126-122*	10-2	6-7	16-9	English-29	Short-38	5,309
26	12/19	DETROIT	L	129-148	10-3	6-7	16-10	Cooper-20	Long-26	10,714
27	12/21	DALLAS	W	116-93	11-3	6-7	17-10	Natt-24	Aguirre-19	7,513
28	12/22	@Houston	L	107-125	11-3	6-8	17-11	English-24	Sampson-24	13,265
29	12/26	SAN ANTONIO	W	130-119	12-3	6-8	18-11	English-31	Gervin-33	7,673
30	12/28	LA LAKERS	L	123-135	12-4	6-8	18-12	English-31	Abdul-Jabbar-33	17,022S
31	12/29	@Seattle	W	115-108	12-4	7-8	19-12	English-33	Chambers-34	8,083
32	1/2	HOUSTON	L	111-113	12-5	7-8	19-13	English-33	Sampson-29	10,747
33	1/4	@Utah	L	108-118	12-5	7-9	19-14	Natt-32	Griffith-24	8,873
34	1/5	LA CLIPPERS	L	115-127	12-6	7-9	19-15	Natt/Evans-23	Smith-26	7,880
35	1/8	@LA Lakers	W	126-124	12-6	8-9	20-15	English-41	Abdul-Jabbar-35	13,024
36	1/9	NEW YORK	W	100-95	13-6	8-9	21-15	English-29	Cummings-20	8,219
37	1/11	KANSAS CITY	W	143-121	14-6	8-9	22-15	English-26	Theus-25	7,410
38	1/13	@Milwaukee	L	116-140	14-6	8-10	22-16	English-24	Three w/21	10,995
39	1/14	@Chicago	L	113-122	14-6	8-11	22-17	English-25	Jordan-35	8,922
40	1/16	GOLDEN STATE	W	115-107	15-6	8-11	23-17	Natt-27	Short-27	7,235
41	1/18	WASHINGTON	W	108-106	16-6	8-11	24-17	English/Lever-24	Mahorn-25	9,764
42	1/19	@Portland	W	123-120	16-6	9-11	25-17	Natt-31	Vandeweghe-27	12,888
43	1/24	NEW JERSEY	W	119-110	17-6	9-11	26-17	English-31	Williams-30	7,452
44	1/26	CLEVELAND	W	144-127	18-6	9-11	27-17	English-26	Poquette-22	10,840
45	1/28	@Utah	W	104-100	18-6	10-11	28-17	English-28	Dantley-28	8,578
46	1/29	PHOENIX	W	128-100	19-6	10-11	29-17	English-27	Nance-22	8,228
47	1/31	DALLAS	W	121-110	20-6	10-11	30-17	English-40	Blackman-28	8,160
48	2/2	@Houston	L	128-131**	20-6	10-12	30-18	English-36	Sampson-37	16,016
49	2/3	@Dallas	L	106-114	20-6	10-13	30-19	English-20	Vincent-24	16,828
50	2/5	@Phoenix	L	103-108	20-6	10-14	30-20	English-31	Nance-24	12,554
51	2/6	SEATTLE	W	120-101	21-6	10-14	31-20	English-35	Chambers-22	8,256
52	2/12	ATLANTA	W	131-107	22-6	10-14	32-20	Natt-29	Wilkins/Willis-18	7,552
53	2/14	@Kansas City	W	138-123	22-6	11-14	33-20	English-33	Drew/Theus-20	6,256
54	2/15	SAN ANTONIO	W	129-119	23-6	11-14	34-20	English-39	Gervin-39	13,661
55	2/20	BOSTON	W	131-129	24-6	11-14	35-20	English-38	Bird-40	17,022S
56	2/22	@Seattle	L	123-133	24-6	11-15	35-21	Natt-16	Chambers-29	8,102
57	2/24	PHOENIX	W	117-107	25-6	11-15	36-21	English-32	Adams-22	15,987
58	2/26	@Atlanta	W	106-94	25-6	12-15	37-21	English-33	Wilkins-21	5,374
59	2/27	@Washington	W	124-111	25-6	13-15	38-21	English-22	Malone-30	5,048
60	3/1	@Dallas	W	141-140*	25-6	14-15	39-21	Evans-38	Aguirre-46	17,007
61	3/2	MILWAUKEE	W	123-122	26-6	14-15	40-21	English-35	Cummings-33	17,022S
62	3/5	HOUSTON	W	133-131**	27-6	14-15	41-21	English-39	Sampson-30	17,022S
63	3/7	@Kansas City	L	140-142	27-6	14-16	41-22	Natt-36	Drew-30	3,575
64	3/9	INDIANA	W	126-116	28-6	14-16	42-22	English-23	Williams-22	15,083
65	3/12	@Houston	L	129-131	28-6	14-17	42-23	English-34	Olajuwon-36	16,016
66	3/15	@Dallas	L	108-127	28-6	14-18	42-24	Evans-16	Aguirre-22	17,077
67	3/17	@San Antonio	L	119-124	28-6	14-19	42-25	Issel-27	Moore/Gervin-23	8,672
68	3/18	DALLAS	W	113-111	29-6	14-19	43-25	Natt-29	Aguirre-30	12,966
69	3/20	@Indiana	W	123-119	29-6	15-19	44-25	Natt-27	Kellogg-26	6,614
70	3/22	@New Jersey	W	123-111	29-6	16-19	45-25	English-24	Williams-27	12,529
71	3/24	@Philadelphia	L	103-124	29-6	16-20	45-26	English-26	Toney-28	13,594
72	3/26	UTAH	W	104-89	30-6	16-20	46-26	English-25	Dantley/Wilkins-16	10,594
73	3/28	KANSAS CITY	W	133-115	31-6	16-20	47-26	Natt/English-32	Theus-32	10,449
74	3/30	PORTLAND	W	129-117	32-6	16-20	48-26	Natt-34	Thompson-23	15,810
75	4/2	LA LAKERS	L	104-118	32-7	16-20	48-27	English-31	McAdoo/Abdul-Jabbar-20	17,022S
76	4/4	@Phoenix	W	110-103	32-7	17-20	49-27	English-31	Adams-31	12,672
77	4/5	SAN ANTONIO	W	118-109	33-7	17-20	50-27	Natt-30	Mitchell-34	16,362
78	4/7	GOLDEN STATE	W	130-125	34-7	17-20	51-27	English-42	Short-24	10,089
79	4/9	@LA Lakers	L	119-148	34-7	17-21	51-28	English-28	McGee-26	17,505
80	4/10	@LA Clippers	L	127-129	34-7	17-22	51-29	English-38	Nixon-29	7,948
81	4/13	@Golden State	W	127-120	34-7	18-22	52-29	Natt-27	Floyd-27	6,176
82	4/14	@Portland	L	112-117	34-7	18-23	52-30	Natt-26	Drexler-35	12,888

* Denotes number of overtime periods

S McNichols Arena sellout





1985-86 ROSTER

NO.	PLAYER	POS	HT	WT	COLLEGE/YR	EXP
42	Wayne Cooper	C	6-10	220	New Orleans '78	7
23	T.R. Dunn	G	6-4	193	Alabama '77	8
2	Alex English	F	6-7	190	South Carolina '76	9
5	Mike Evans	G	6-1	170	Kansas St. '78	6
24	Bill Hanzlik	F	6-7	185	Notre Dame '80	5
1	Eddie Hughes	G	5-10	160	Colorado St. '82	R
35	Joe Kopicki	F	6-9	235	Detroit '82	3
12	Fat Lever	G	6-3	175	Arizona St. '82	3
33	Calvin Natt	F	6-6	220	NE Louisiana '79	6
41	Blair Rasmussen	C	7-0	250	Oregon '85	R
34	Danny Schayes	C	6-11	245	Syracuse '81	4
20	Elston Turner	G	6-5	200	Mississippi St. '81	4
10	Willie White	G	6-3	195	Tenn-Chattanooga '84	1
31	Pete Williams	F	6-7	190	Arizona '85	R

Head Coach: Doug Moe (North Carolina '61)

Assistant Coach: Allan Bristow (Virginia Tech '71)

Trainer: Bob "Chopper" Travaglini

NUGGETS 1985-86 TEAM HIGHS & LOWS

	HIGH	LOW
Points	142 @ Phoenix, 10/29	84 @ Seattle, 11/24
Field Goals Made	58 vs. LA Clippers, 12/11	33 @ Seattle, 11/24
Field Goals Attempted	113 @ Dallas, 12/14	78 @ Seattle, 1/9
Field Goal Percentage	(.591/52-98) @ Utah, 11/29	(.367/40-109) @ L.A. Lakers, 11/8
Three-Pointers Made	6 vs. Chicago, 11/26	0 many times
Three-Pointers Attempted	13 @ Cleveland, 12/7	0 many times
Three-Point Percentage	(.750/6-8) vs. Chicago, 11/26	(.000) many times
Free Throws Made	43 @ Phoenix, 10/29	*9 vs. San Antonio, 1/24
Free Throws Attempted	54 @ Phoenix, 10/29	10 vs. L.A. Clippers, 11/16
Free Throw Percentage	*(.955/21-22) @ Wash., 3/14	(.591/13-22) @ Houston, 2/27
Total Rebounds	64 vs. Dallas, 1/7	*29 @ New Jersey, 1/18
Offensive Rebounds	26 @ LA Clippers, 4/9	5 @ San Antonio, 4/6
Defensive Rebounds	43 vs. Dallas, 1/7	*20 @ LA Clippers, 4/9
Assists	38 vs. LA Clippers, 12/11	13 @ Washington, 3/14
Steals	20 @ Phoenix, 10/29	3 @ LA Clippers, 3/9
Turnovers	30 @ Phoenix, 10/29	6 vs. LA Lakers, 12/13
Blocked Shots	12 vs. LA Clippers, 12/11	*1 vs. LA Lakers, 3/25
Fouls	39 @ Phoenix, 10/29	13 @ Washington, 3/14

OPPONENTS 1985-86 TEAM HIGHS & LOWS

	HIGH	LOW
Points	132 @ L.A. Clippers, 4/9	73 by Seattle, 10/31
Field Goals Made	57 @ L.A. Clippers, 4/9	27 by Seattle, 10/31
Field Goals Attempted	107 @ L.A. Clippers, 4/9	68 by Seattle, 10/31
Field Goal Percentage	(.581/50-86) by L.A. Lakers, 3/25	(.327/34-104) by Dallas, 11/7
Three-Pointers Made	6 @ L.A. Clippers, 3/9	0 many times
Three-Pointers Attempted	11 @ Dallas, 1/7	0 many times
Three-Point Percentage	(.667/6-9) @ L.A. Clippers, 3/9	(.000) many times
Free Throws Made	*39 @ Houston, 11/12	*11 @ Washington, 3/14
Free Throws Attempted	57 @ Phoenix, 10/29	14 @ Washington, 3/14
Free Throw Percentage	(.933/14-15) by L.A. Clippers, 3/21	(.563/18-32) @ Houston 2/3
Total Rebounds	66 @ Golden State, 3/23	32 @ Washington, 3/14
Offensive Rebounds	*31 @ Portland, 4/1	*5 @ Washington, 3/14
Defensive Rebounds	48 @ L.A. Lakers, 11/8	*24 by Sacramento, 3/16
Assists	44 @ L.A. Lakers, 11/8	9 by L.A. Clippers, 12/11
Steals	18 @ Utah 11/29	*3 @ Phoenix., 4/7
Turnovers	39 @ Phoenix, 10/29	11 by L.A. Lakers, 12/13
Blocked Shots	12 @ Utah, 11/29	0 by Portland, 2/4
Fouls	42 by Seattle, 11/30	*16 @ Sacramento, 3/18

* Indicates repeated mark, and is the last time it happened.





1985-86 GAME-BY-GAME RESULTS (47-35)

NO.	DATE	OPP.	W-L	SCORE	HM.	RD.	TOT.	DEN. HIGH SCORER	OPP. HIGH SCORER	ATTEND.
1	10/25	@Golden State	W	119-105	0-0	1-0	1-0	English-47	Floyd-32	6,593
2	10/26	SACRAMENTO	W	123-112	1-0	1-0	2-0	English-32	Thorpe-24	9,309
3	10/29	@Phoenix	W	142-127	1-0	2-0	3-0	English-34	Nance-22	12,855
4	10/31	SEATTLE	W	90-73	2-0	2-0	4-0	English-17	Sikma-18	7,439
5	11/5	ATLANTA	W	128-113	3-0	2-0	5-0	English-33	Koncak-21	8,691
6	11/7	DALLAS	W	131-99	4-0	2-0	6-0	English-30	Harper-23	12,616
7	11/8	@LA Lakers	L	99-128	4-0	2-1	6-1	English-22	Scott-29	16,573
8	11/12	@Houston	L	119-127	4-0	2-2	6-2	English-36	Lloyd-26	14,981
9	11/14	SAN ANTONIO	W	112-109	5-0	2-2	7-2	English-33	Mitchell-22	7,946
10	11/16	LA CLIPPERS	W	113-109	6-0	2-2	8-2	English-37	Johnson-32	10,525
11	11/19	HOUSTON	W	127-113	7-0	2-2	9-2	English-54	Lucas-25	11,533
12	11/21	LA LAKERS	W	121-120	8-0	2-2	10-2	English-30	Abdul-Jabbar-32	17,022S
13	11/23	SACRAMENTO	W	122-118	9-0	2-2	11-2	Natt-29	Johnson-22	11,793
14	11/24	@Seattle	L	84-110	9-0	2-3	11-3	English-16	McDaniel-22	5,210
15	11/26	CHICAGO	L	123-128	9-1	2-3	11-4	English-26	Gervin-27	10,955
16	11/27	@Golden State	L	102-104	9-1	2-4	11-5	English-28	Carroll-25	11,359
17	11/29	@Utah	W	129-114	9-1	3-4	12-5	English-32	Dantley-24	12,589
18	11/30	SEATTLE	L	123-131**	9-2	3-4	12-6	English-35	Sikma-32	13,651
19	12/3	@New York	L	94-111	9-2	3-5	12-7	Evans-18	Cummings-19	11,884
20	12/4	@Indiana	W	119-105	9-2	4-5	13-7	English/Natt-27	Williams-28	11,838
21	12/6	@Philadelphia	W	123-121	9-2	5-5	14-7	English-34	Malone-26	14,112
22	12/7	@Cleveland	L	114-124	9-2	5-6	14-8	English-30	Free-31	7,224
23	12/11	LA CLIPPERS	W	134-95	10-2	5-6	15-8	English-24	Edwards-15	8,494
24	12/13	LA LAKERS	W	124-120	11-2	5-6	16-8	Cooper-32	Worthy-37	17,022S
25	12/14	@Dallas	L	100-127	11-2	5-7	16-9	Natt-23	Perkins/Schrempf-23	17,007
26	12/17	GOLDEN STATE	W	122-114	12-2	5-7	17-9	English-31	Carroll-27	8,356
27	12/19	PORTLAND	W	123-118	13-2	5-7	18-9	English-44	Vandeweghe-22	10,008
28	12/21	SAN ANTONIO	L	118-128	13-3	5-7	18-10	English-31	Robertson-41	11,002
29	12/22	@Portland	L	114-121	13-3	5-8	18-11	Evans-28	Vandeweghe-35	12,666
30	12/28	@San Antonio	L	112-116	13-3	5-9	18-12	English-27	Gilmore-33	12,812
31	12/30	HOUSTON	W	125-122	14-3	5-9	19-12	English-42	Olajuwon-24	17,022S
32	1/3	@Seattle	L	107-117	14-3	5-10	19-13	English-27	Sikma-32	7,314
33	1/4	@Sacramento	L	107-112	14-3	5-11	19-14	English-28	Woodson-28	10,333
34	1/7	DALLAS	W	132-110	15-3	5-11	20-14	English-33	Aguirre-22	9,858
35	1/9	SEATTLE	W	94-90	16-3	5-11	21-14	Natt-23	Sikma-38	9,680
36	1/11	UTAH	W	114-106	17-3	5-11	22-14	English-24	Malone-24	13,237
37	1/13	@Milwaukee	W	119-115	17-3	6-11	23-14	English-42	Moncrief-29	10,165
38	1/15	@Boston	L	100-123	17-3	6-12	23-15	English-22	McHale-33	14,890
39	1/17	@Detroit	L	113-129	17-3	6-13	23-16	English-26	Cuerton-25	11,708
40	1/18	@New Jersey	L	113-124	17-3	6-14	23-17	English-36	Giminski-23	11,185
41	1/21	@Utah	L	114-117*	17-3	6-15	23-18	English-25	Dantley-27	12,181
42	1/22	NEW JERSEY	W	137-124	18-3	6-15	24-18	English-43	Johnson-25	10,736
43	1/24	SAN ANTONIO	L	98-113	18-4	6-15	24-19	Evans-15	Gilmore-23	15,790
44	1/25	@LA Lakers	W	127-115	18-4	7-15	25-19	English-20	Abdul-Jabbar-26	17,505
45	1/27	CLEVELAND	W	124-103	19-4	7-15	26-19	Lever-23	Free-19	8,536
46	1/28	@Sacramento	L	120-125	19-4	7-16	26-20	English-36	Tyler-26	10,333
47	1/30	NEW YORK	W	102-97	20-4	7-16	27-20	English-39	Ewing/Wilkins-25	17,022S
48	2/1	MILWAUKEE	W	116-113	21-4	7-16	28-20	English-35	Moncrief-23	14,376
49	2/3	@Houston	L	102-104	21-4	7-17	28-21	Cooper-27	Lucas-29	15,568
50	2/4	PORTLAND	W	119-118	22-4	7-17	29-21	English-42	Vandeweghe-33	12,523
51	2/6	@San Antonio	W	100-95	22-4	8-17	30-21	English-23	Gilmore-23	7,270
52	2/12	@Dallas	L	110-117	22-4	8-18	30-22	English/Schayes-19	Blackman-25	17,007
53	2/14	@Phoenix	L	95-112	22-4	8-19	30-23	English-29	Davis-25	11,249
54	2/15	GOLDEN STATE	W	113-100	23-4	8-19	31-23	English-29	Carroll-27	15,343
55	2/18	WASHINGTON	W	101-90	24-4	8-19	32-23	English-38	Robinson-17	14,728
56	2/20	BOSTON	W	102-100	25-4	8-19	33-23	English-31	Bird-27	17,022S
57	2/22	DALLAS	W	113-106	26-4	8-19	34-23	Hanzlik-21	Harper-19	17,022S
58	2/24	@Portland	W	119-113	26-4	9-19	35-23	English-32	Thompson-23	12,666
59	2/25	PHOENIX	W	112-99	27-4	9-19	36-23	English-41	Nance-27	11,493
60	2/27	@Houston	L	111-117	27-4	9-20	36-24	English-35	Sampson-31	15,086
61	3/1	PHILADELPHIA	L	107-118	27-5	9-20	36-25	Natt-28	Barkley-27	17,022S
62	3/4	HOUSTON	W	128-115	28-5	9-20	37-25	English-25	Sampson-26	17,022S
63	3/7	INDIANA	W	134-117	29-5	9-20	38-25	English-34	Williams-27	13,360
64	3/9	@LA Clippers	W	123-121	29-5	10-20	39-25	English-36	Benjamin-27	8,649
65	3/11	@Atlanta	L	116-128	29-5	10-21	39-26	English-38	Willis-39	8,905
66	3/13	@Chicago	L	102-112	29-5	10-22	39-27	Natt-21	Green-28	8,649
67	3/14	@Washington	W	101-91	29-5	11-22	40-27	English-33	Robinson-20	6,579
68	3/16	SACRAMENTO	W	119-113	30-5	11-22	41-27	English-35	Johnson-29	14,366
69	3/18	@Sacramento	L	113-117	30-5	11-23	41-28	English-29	Johnson-24	10,333
70	3/19	DETROIT	W	114-98	31-5	11-23	42-28	English-35	Tripucka-23	16,217
71	3/21	LA CLIPPERS	W	115-104	32-5	11-23	43-28	English-30	Benjamin-24	14,060
72	3/23	@Golden State	L	111-113	32-5	11-24	43-29	English-34	Carroll-31	9,305
73	3/25	LA LAKERS	L	115-121	32-6	11-24	43-30	English-29	Worthy-30	17,022S
74	3/26	@Utah	L	101-116	32-6	11-25	43-31	English-27	Dantley-37	11,935
75	3/28	UTAH	W	128-120	33-6	11-25	44-31	English/Natt-35	Dantley-35	14,421
76	4/1	@Portland	L	110-126	33-6	11-26	44-32	English-18	Carr/Colter-21	12,666
77	4/3	@Dallas	L	114-115	33-6	11-27	44-33	English-28	Blackman-25	17,007
78	4/6	@San Antonio	W	124-106	33-6	12-27	45-33	English-29	Mitchell-33	6,266
79	4/7	@Phoenix	W	131-123	33-6	13-27	46-33	English-38	Nance-25	9,185
80	4/9	@LA Clippers	L	127-132	33-6	13-28	46-34	English-31	Johnson-32	8,931
81	4/10	PHOENIX	W	115-113	34-6	13-28	47-34	English-37	Davis-18	12,295
82	4/12	UTAH	L	99-117	34-7	13-28	47-35	Schayes-20	Green-27	15,209

* Denotes number of overtime periods

S McNichols Arena sellout





1986-87 ROSTER

NO.	PLAYER	POS	HT	WT	COLLEGE/YR	EXP
32	Mark Alarie	F	6-8	217	Duke '86	R
42	Wayne Cooper	C	6-10	220	New Orleans '78	8
23	T.R. Dunn	G	6-4	193	Alabama '77	9
2	Alex English	F	6-7	190	South Carolina '76	10
5	Mike Evans	G	6-1	170	Kansas St. '78	7
24	Bill Hanzlik	F	6-7	200	Notre Dame '80	6
12	Fat Lever	G	6-3	175	Arizona St. '82	4
11	Maurice Martin	G	6-6	200	St. Joseph's '86	R
33	Calvin Natt	F	6-6	220	NE Louisiana '79	7
41	Blair Rasmussen	C	7-0	250	Oregon '85	1
34	Danny Schayes	C	6-11	245	Syracuse '81	5
22	Otis Smith	G	6-5	210	Jacksonville '86	R
20	Elston Turner	G	6-5	200	Mississippi '81	5
31	Pete Williams	F	6-7	190	Arizona '85	1

Head Coach: Doug Moe (North Carolina '61)
Assistant Coach: Allan Bristow (Virginia Tech '71)
Trainer: Bob "Chopper" Travaglini

NUGGETS 1986-87 TEAM HIGHS & LOWS

	HIGH	LOW
Points	142 vs. Portland, 4/14	99 @ Milwaukee, 11/29
Field Goals Made	61 @ Portland (20T), 1/26	34 @ Utah, 11/15
Field Goals Attempted	118 @ Portland (20T), 1/26	81 @ Atlanta, 12/2
Field Goal Percentage	(.564/57-101), vs. Sac., 1/31	(.354/34-96) @ Utah, 11/15
Three-Pointers Made	6 @ Houston, 2/23	0 many times
Three-Pointers Attempted	*14 @ Phoenix, 2/5	0 many times
Three-Point Percentage	(.667/4-6) vs. Portland, 4/14	(.000) many times
Free Throws Made	34 vs. Golden State, 12/20	12 @ Cleveland, 3/18
Free Throws Attempted	50 vs. Golden State, 12/20	15 @ Cleveland, 3/18
Free Throw Percentage	(.931/27-29) @ New Jersey, 12/5	(.600/18-30) vs. Utah, 12/10
Total Rebounds	59 vs. Indiana, 2/14	*32 @ Houston, 4/11
Offensive Rebounds	*25 @ New York, 3/17	5 @ LA Lakers, 11/7
Defensive Rebounds	43 @ Dallas, 3/4	*20 vs. Portland, 1/19
Assists	42 vs. Golden State, 4/2	13 @ Atlanta, 12/2
Steals	18 vs. LA Clippers, 2/2	3 vs. Milwaukee, 1/24
Turnovers	27 @ LA Clippers, 1/14	5 @ Seattle, 2/26
Blocked Shots	13 vs. LA Lakers, 4/5	0 @ San Antonio, 4/3
Fouls	42 @ LA Clippers, 1/14	16 vs. Sacramento, 11/12

OPPONENTS 1986-87 TEAM HIGHS & LOWS

	HIGH	LOW
Points	147 @ LA Lakers, 1/7	96 by Golden State, 4/2
Field Goals Made	59 @ LA Lakers, 1/7	31 @ New Jersey, 12/5
Field Goals Attempted	112 @ Indiana, 11/28	75 @ LA Clippers, 11/11
Field Goal Percentage	(.627/52-83) @ Detroit, 12/6	(.369/31-84) @ New Jersey, 12/5
Three-Pointers Made	6 by LA Lakers, 4/5	0 many times
Three-Pointers Attempted	*12 by LA Clippers, 3/24	*0 by Cleveland, 2/28
Three-Point Percentage	(.714/5-7) @ Boston, 12/3	(.000) many times
Free Throws Made	44 @ LA Clippers, 1/14	11 @ Houston, 4/11
Free Throws Attempted	57 @ LA Clippers, 1/14	13 @ Houston, 4/11
Free Throw Percentage	(.962/25-26) by Houston, 2/24	(.583/21-36) by Seattle, 3/26
Total Rebounds	75 @ Indiana, 11/28	34 by San Antonio, 10/31
Offensive Rebounds	26 @ Indiana, 11/28	5 by Golden State, 1/21
Defensive Rebounds	49 @ Indiana, 11/28	18 by San Antonio, 10/31
Assists	44 @ Portland, 1/26	*16 @ Cleveland, 3/18
Steals	15 @ LA Clippers, 1/14	*1 @ San Antonio, 2/17
Turnovers	31 by Portland, 1/19	9 @ Dallas, 3/4
Blocked Shots	12 by Washington, 2/12	*1 by Portland, 4/14
Fouls	37 @ Utah, 11/15	*16 @ Philadelphia, 3/20

* Indicates repeated mark, and is the last time it happened.





1986-87 GAME-BY-GAME RESULTS (37-45)

NO.	DATE	OPP.	W-L	SCORE	HM.	RD.	TOT.	DEN. HIGH SCORER	OPP. HIGH SCORER	ATTEND.
1	10/31	SAN ANTONIO	W	134-104	1-0	0-0	1-0	Lever-25	Dawkins-16	14,835
2	11/1	@Golden State	L	109-131	1-0	0-1	1-1	English-21	Short-31	10,584
3	11/4	NEW YORK	W	118-103	2-0	0-1	2-1	English-37	Walker-18	11,383
4	11/6	UTAH	W	135-121	3-0	0-1	3-1	English-36	Malone-19	8,112
5	11/7	@LA Lakers	L	116-138	3-0	0-2	3-2	English-34	Worthy-30	15,872
6	11/11	@LA Clippers	L	112-115	3-0	0-3	3-3	English-32	Woodson-23	5,028
7	11/12	SACRAMENTO	L	108-110	3-1	0-3	3-4	Alarie-20	Tyler-20	7,225
8	11/14	DALLAS	W	142-138	4-1	0-3	4-4	Hanzlik-33	Blackman-24	11,707
9	11/15	@Utah	L	103-111	4-1	0-4	4-5	Hanzlik-27	Green-22	12,212
10	11/18	NEW JERSEY	W	125-112	5-1	0-4	5-5	English-43	Woolridge-21	8,471
11	11/20	PORTLAND	W	142-128	6-1	0-4	6-5	English-33	Vandeweghe-26	8,421
12	11/22	PHOENIX	W	132-120	7-1	0-4	7-5	English-30	Nance-23	12,817
13	11/26	CHICAGO	W	109-107	8-1	0-4	8-5	English-32	Jordan-37	17,022S
14	11/28	@Indiana	L	102-126	8-1	0-5	8-6	English-25	Tisdale-23	12,357
15	11/29	@Milwaukee	L	99-131	8-1	0-6	8-7	English/Hanzlik-14	Cummings-23	11,052
16	12/2	@Atlanta	L	100-116	8-1	0-7	8-8	English-31	Wilkins-28	10,435
17	12/3	@Boston	L	113-119	8-1	0-8	8-9	Lever-20	Ainge-34	14,890
18	12/5	@New Jersey	W	113-100	8-1	1-8	9-9	English-36	Woolridge-24	4,498
19	12/6	@Detroit	L	113-128	8-1	1-9	9-10	English-36	Dantley-32	12,578
20	12/9	@Chicago	L	100-106	8-1	1-10	9-11	English-28	Jordan-40	10,717
21	12/10	UTAH	L	110-112	8-2	1-10	9-12	English-33	Malone-24	9,479
22	12/12	PHOENIX	W	128-116	9-2	1-10	10-12	English-31	Sanders-23	9,382
23	12/13	@Phoenix	L	110-123	9-2	1-11	10-13	Lever-19	Davis-24	11,076
24	12/16	@Sacramento	W	120-119	9-2	2-11	11-13	English-45	Smith-31	10,333
25	12/19	@Dallas	L	118-141	9-2	2-12	11-14	English-23	Aguirre-33	17,007
26	12/21	GOLDEN STATE	W	128-112	10-2	2-12	12-14	Hanzlik-26	Floyd-17	10,498
27	12/23	@Seattle	L	116-127	10-2	2-13	12-15	English-36	Chambers-35	7,459
28	12/26	DALLAS	L	121-123	10-3	2-13	12-16	English-36	Aguirre-32	13,826
29	12/27	@San Antonio	W	108-106	10-3	3-13	13-16	English-35	Gilmore-24	10,723
30	12/30	PHILADELPHIA	L	108-111	10-4	3-13	13-17	English-36	Barkley-29	17,022S
31	1/2	HOUSTON	L	111-114	10-5	3-13	13-18	English-25	Olajuwon-32	15,895
32	1/3	@Portland	L	108-116	10-5	3-14	13-19	English-23	Vandeweghe-30	12,666
33	1/6	@Sacramento	L	104-112	10-5	3-15	13-20	English-30	Thorpe-27	10,333
34	1/7	@LA Lakers	L	109-147	10-5	3-16	13-21	English-17	Scott-23	15,777
35	1/9	@Dallas	W	116-113	10-5	4-16	14-21	English-26	Aguirre-33	17,007
36	1/10	PHOENIX	W	127-120*	11-5	4-16	15-21	English-33	Nance-27	13,661
37	1/13	SEATTLE	W	117-109	12-5	4-16	16-21	English-33	Chambers-30	8,981
38	1/14	@LA Clippers	L	105-123	12-5	4-17	16-22	English-39	Cage-22	6,948
39	1/16	@Seattle	L	100-134	12-5	4-18	16-23	Alarie-21	McDaniel-30	8,544
40	1/19	PORTLAND	W	118-116	13-5	4-18	17-23	English-31	Drexler-36	9,726
41	1/21	GOLDEN STATE	W	129-112	14-5	4-18	18-23	Four w/21	Floyd-22	8,842
42	1/24	MILWAUKEE	W	132-122	15-5	4-18	19-23	English-46	Cummings-28	16,170
43	1/26	@Portland	L	141-145*	15-5	4-19	19-24	Lever-36	Vandeweghe-35	12,666
44	1/29	DALLAS	L	102-132	15-6	4-19	19-25	Lever-24	Aguirre-36	11,325
45	1/31	SACRAMENTO	W	142-113	16-6	4-19	20-25	English-33	Johnson-23	11,354
46	2/2	LA CLIPPERS	W	140-112	17-6	4-19	21-25	English-28	Dailey-16	10,725
47	2/3	@Houston	W	107-105	17-6	5-19	22-25	Lever-28	Olajuwon-25	16,016
48	2/5	@Phoenix	L	100-113	17-6	5-20	22-26	Lever/Evans-16	Nance-25	10,529
49	2/10	BOSTON	L	105-119	17-7	5-20	22-27	English-31	McHale-36	17,022S
50	2/12	WASHINGTON	L	115-121	17-8	5-20	22-28	English-24	M.Malone-38	11,080
51	2/14	INDIANA	W	129-113	18-8	5-20	23-28	English-33	Williams-24	12,398
52	2/17	@San Antonio	L	126-131*	18-8	5-21	23-29	English-41	Robertson-23	5,607
53	2/18	LA LAKERS	L	122-128	18-9	5-21	23-30	English-27	Johnson-37	17,022S
54	2/20	@LA Clippers	L	107-121	18-9	5-22	23-31	English-40	Cage-28	8,247
55	2/23	@Houston	L	108-124	18-9	5-23	23-32	English-23	Olajuwon-31	16,279
56	2/24	HOUSTON	W	134-105	19-9	5-23	24-32	English-29	Peterson-23	13,013
57	2/26	@Seattle	L	100-106	19-9	5-24	24-33	English-22	McDaniel-30	7,681
58	2/28	CLEVELAND	L	117-119	19-10	5-24	24-34	English-38	Harper-36	13,422
59	3/2	SACRAMENTO	L	114-117	19-11	5-24	24-35	English-26	Thorpe/Johnson-24	8,144
60	3/4	@Dallas	L	107-115	19-11	5-25	24-36	English-37	Aguirre-38	17,007
61	3/5	SAN ANTONIO	W	121-104	20-11	5-25	25-36	English-43	Berry/Robertson-15	9,124
62	3/10	@LA Lakers	L	107-143	20-11	5-26	25-37	English-25	Worthy-23	17,505
63	3/11	UTAH	W	122-116	21-11	5-26	26-37	Walker-39	Malone-33	12,250
64	3/15	ATLANTA	L	100-104	21-12	5-26	26-38	English-27	Willis-24	16,040
65	3/17	@New York	W	133-111	21-12	6-26	27-38	English-26	Tucker-31	10,241
66	3/18	@Cleveland	W	104-100	21-12	7-26	28-38	English-30	Harper-23	6,629
67	3/20	@Philadelphia	L	106-116	21-12	7-27	28-39	English-29	Barkley-26	15,977
68	3/21	@Washington	W	117-107	21-12	8-27	29-39	English-37	Catledge-29	8,620
69	3/23	@Utah	L	118-122	21-12	8-28	29-40	Walker-39	Malone-33	12,212
70	3/24	LA CLIPPERS	W	128-119	22-12	8-28	30-40	English-34	Cage-22	8,774
71	3/26	SEATTLE	W	123-113	23-12	8-28	31-40	English-36	McDaniel-33	10,183
72	3/28	DETROIT	L	109-121	23-13	8-28	31-41	English-30	Laimbeer/Johnson-30	14,825
73	3/31	SAN ANTONIO	W	111-106	24-13	8-28	32-41	English-18	Moore-21	8,214
74	4/2	GOLDEN STATE	W	132-96	25-13	8-28	33-41	Lever-21	Higgins-19	8,871
75	4/3	@San Antonio	W	116-106	25-13	9-28	34-41	English-29	Berry-27	6,469
76	4/5	LA LAKERS	L	118-126	25-14	9-28	34-42	English-29	Johnson-23	17,022S
77	4/7	@Golden State	W	129-126*	25-14	10-28	35-42	English-28	Carroll-37	6,666
78	4/10	@Utah	L	103-106	25-14	10-29	35-43	English-31	Griffith-20	12,212
79	4/11	@Houston	L	103-113	25-14	10-30	35-44	Lever-34	McCray-21	16,279
80	4/14	PORTLAND	W	142-114	26-14	10-30	36-44	English-30	Drexler-29	13,638
81	4/16	@Sacramento	L	117-123	26-14	10-31	36-45	English-30	Thorpe-28	10,333
82	4/18	HOUSTON	W	126-117	27-14	10-31	37-45	Rasmussen-22	Olajuwon-25	17,022S

* Denotes number of overtime periods S McNichols Arena sellout





1987-88 ROSTER

NO.	PLAYER	POS	HT	WT	COLLEGE/YR	EXP
14	Michael Adams	G	5-10	165	Boston College '85	2
32	Mark Alarie	F	6-8	217	Duke '86	1
42	Wayne Cooper	C	6-10	220	New Orleans '78	9
23	T.R. Dunn	G	6-4	193	Alabama '77	10
2	Alex English	F	6-7	190	South Carolina '76	11
5	Mike Evans	G	6-1	170	Kansas St. '78	8
24	Bill Hanzlik	F	6-7	200	Notre Dame '80	7
12	Fat Lever	G	6-3	175	Arizona St. '82	5
11	Maurice Martin	G	6-6	200	St. Joseph's '86	1
33	Calvin Natt	F	6-6	220	NE Louisiana '79	8
41	Blair Rasmussen	C	7-0	250	Oregon '85	2
34	Danny Schayes	C	6-11	245	Syracuse '81	6
22	Otis Smith	F/G	6-5	210	Jacksonville '86	1
4	Darrell Walker	G	6-4	180	Arkansas '83	3

Head Coach: Doug Moe (North Carolina '61)
Assistant Coach: Allan Bristow (Virginia Tech '71)
Trainer: Bob "Chopper" Travaglini

NUGGETS 1987-88 TEAM HIGHS & LOWS

	HIGH	LOW
Points	156 vs. San Antonio, 11/20	93 @ Milwaukee, 3/11
Field Goals Made	61 vs. San Antonio, 11/20	34 vs. Utah, 12/29
Field Goals Attempted	122 @ San Antonio, 4/8	79 vs. Utah, 2/14
Field Goal Percentage	(.659/54-82) vs. Boston, 2/17	(.365/35-96) @ Dallas, 2/29
Three-Pointers Made	8 @ Portland, 4/22	*0 @ Portland, 1/22
Three-Pointers Attempted	16 @ Cleveland, 1/4	*0 vs. Utah, 12/29
Three-Point Percentage	(1.000/2-2) @ Detroit, 1/2	*(.000/0-7) @ Portland, 1/22
Free Throws Made	37 @ Portland, 4/22	7 vs. Cleveland, 3/2
Free Throws Attempted	44 @ Portland, 4/22	7 vs. Cleveland, 3/2
Free Throw Percentage	(1.000/7-7) vs. Cleveland, 3/2	(.609/14-23) vs. LA Lakers, 1/21
Total Rebounds	66 @ Houston, 4/5	29 @ Dallas, 2/29
Offensive Rebounds	26 vs. Indiana, 11/18	4 @ Seattle, 3/5
Defensive Rebounds	46 @ Houston, 4/5	*19 @ Milwaukee, 3/11
Assists	47 vs. Sacramento, 12/2	15 @ New Jersey, 1/6
Steals	20 vs. LA Clippers, 4/23	*4 vs. Dallas, 4/17
Turnovers	24 @ Portland, 1/22	*6 vs. Dallas, 4/17
Blocked Shots	19 vs. New Jersey, 11/24	*0 vs. Dallas, 4/17
Fouls	37 vs. Boston, 2/17	15 vs. Washington, 2/22

OPPONENTS 1987-88 TEAM HIGHS & LOWS

	HIGH	LOW
Points	142 @ Detroit, 1/2	81 by Cleveland, 3/2
Field Goals Made	60 @ Portland, 4/22	29 @ New Jersey 1/6
Field Goals Attempted	109 by San Antonio, 11/20	70 @ LA Clippers, 11/21
Field Goal Percentage	(.651/54-83) @ Phoenix, 2/20	(.340/35-105) by Golden State, 1/16
Three-Pointers Made	7 by San Antonio, 11/20	*0 @ LA Clippers, 4/23
Three-Pointers Attempted	*13 by San Antonio, 11/20	*0 @ Sacramento, 3/7
Three-Point Percentage	(.833/5-6) @ Dallas, 4/9	*(.000/0-2) @ LA Clippers, 4/23
Free Throws Made	38 by Dallas, 4/17	11 by Washington, 2/22
Free Throws Attempted	*47 by Dallas, 4/17	*18 @ Milwaukee, 3/11
Free Throw Percentage	(.964/27-28) @ Phoenix, 3/11	(.571/16-28) @ Seattle, 3/5
Total Rebounds	65 by LA Clippers, 4/23	*33 @ Golden State, 1/16
Offensive Rebounds	24 by LA Clippers, 4/23	4 @ Houston, 4/5
Defensive Rebounds	48 @ Dallas, 2/29	*21 @ Golden State, 3/26
Assists	43 @ San Antonio, 12/18	15 by LA Clippers, 4/23
Steals	14 @ Golden State, 1/16	2 by New York, 2/28
Turnovers	29 by LA Clippers, 4/23	10 by Dallas, 4/17
Blocked Shots	19 @ Utah, 11/17	*1 @ Golden State, 3/26
Fouls	35 by Portland 11/12	13 by Washington, 2/20

* Indicates repeated mark, and is the last time it happened.





1987-88 GAME-BY-GAME RESULTS (54-28)

NO.	DATE	OPP.	W-L	SCORE	HM.	RD.	TOT.	DEN. HIGH SCORER	OPP. HIGH SCORER	ATTEND.
1	11/6	LA CLIPPERS	W	139-93	1-0	0-0	1-0	English-22	Williams-16	11,534
2	11/7	@Golden State	W	103-99	1-0	1-0	2-0	English-27	Floyd-32	13,323
3	11/10	@Sacramento	L	123-134	1-0	1-1	2-1	English-29	Theus-34	10,333
4	11/12	PORTLAND	W	126-113	2-0	1-1	3-1	Natt/Lever-26	Drexler-26	8,271
5	11/14	SACRAMENTO	W	130-109	3-0	1-1	4-1	English-34	Thorpe-17	11,007
6	11/17	@Utah	L	110-120	3-0	1-2	4-2	Lever-18	Malone-25	11,461
7	11/18	INDIANA	L	106-117	3-1	1-2	4-3	English-26	Fleming-30	11,120
8	11/20	SAN ANTONIO	W	156-142	4-1	1-2	5-3	English-30	Anderson-3	8,831
9	11/21	@LA Clippers	W	97-91	4-1	2-2	6-3	Lever-15	Woodson-23	6,131
10	11/24	NEW JERSEY	W	132-104	5-1	2-2	7-3	Lever-21	Gminski-15	9,542
11	11/27	@LA Lakers	L	119-127	5-1	2-3	7-4	English-27	Green-28	17,505
12	11/28	DALLAS	W	106-98	6-1	2-3	8-4	English-25	Blackman-28	13,400
13	12/1	@Houston	L	101-106	6-1	2-4	8-5	English-26	Olajuwon-22	16,661
14	12/2	SACRAMENTO	W	147-120	7-1	2-4	9-5	Rasmussen-22	Theus-35	7,779
15	12/4	CHICAGO	W	105-89	8-1	2-4	10-5	English-21	Jordan-23	17,022S
16	12/5	@Dallas	L	96-109	8-1	2-5	10-6	English/Vincent-16	Aguirre-35	17,007
17	12/9	@Boston	W	124-119	8-1	3-5	11-6	Adams-31	Bird-40	14,890
18	12/10	@New York	L	97-113	8-1	3-6	11-7	English-32	Ewing-24	9,499
19	12/12	@Philadelphia	W	131-121	8-1	4-6	12-7	Vincent-33	Barkley-28	9,857
20	12/16	HOUSTON	W	132-113	9-1	4-6	13-7	Adams-24	Free-15	13,834
21	12/18	@San Antonio	L	114-133	9-1	4-7	13-8	English-37	Berry-30	7,401
22	12/19	@Houston	W	121-117	9-1	5-7	14-8	English-27	Floyd/Olajuwon-23	16,661
23	12/22	PHOENIX	W	119-104	10-1	5-7	15-8	English-26	Edwards-23	8,823
24	12/23	@Golden State	L	117-129	10-1	5-8	15-9	English/Schayes-19	Teagle-23	10,071
25	12/26	SEATTLE	W	115-111	11-1	5-8	16-9	English-27	McDaniel-26	12,403
26	12/28	@Seattle	L	100-108	11-1	5-9	16-10	English-24	McDaniel-30	13,007
27	12/29	UTAH	L	97-98	11-2	5-9	16-11	Schayes-27	Malone-37	10,621
28	1/1	@Washington	W	124-109	11-2	6-9	17-11	Vincent-33	Catledge-27	5,326
29	1/2	@Detroit	W	151-142	11-2	7-9	18-11	English-34	Thomas-40	23,746
30	1/4	@Cleveland	L	101-122	11-2	7-10	18-12	Evans-28	Daugherty-25	6,448
31	1/6	@New Jersey	W	98-93	11-2	8-10	19-12	English-35	Gminski-25	7,804
32	1/7	@Chicago	L	96-100	11-2	8-11	19-13	Lever-31	Jordan-28	17,590
33	1/9	@Atlanta	L	105-113	11-2	8-12	19-14	English-27	Wilkins-33	14,986
34	1/11	@Phoenix	L	115-127	11-2	8-13	19-15	Vincent-42	Nance-29	9,802
35	1/14	ATLANTA	W	115-112	12-2	8-13	20-15	English-27	Wilkins-34	14,944
36	1/16	GOLDEN STATE	W	115-94	13-2	8-13	21-15	English-25	Smith-16	14,241
37	1/18	DETROIT	L	116-123	13-3	8-13	21-16	English-32	Dantley-32	13,004
38	1/21	LA LAKERS	W	115-113	14-3	8-13	22-16	Vincent-23	Worthy-24	17,022S
39	1/22	@Portland	L	106-126	14-3	8-14	22-17	English-30	Drexler-39	12,666
40	1/28	MILWAUKEE	W	122-113	15-3	8-14	23-17	English-24	Pressey-22	13,911
41	1/30	LA CLIPPERS	W	124-106	16-3	8-14	24-17	Lever-25	Dailey-21	11,488
42	2/3	DALLAS	W	115-105	17-3	8-14	25-17	English-26	Aguirre-27	10,667
43	2/4	@San Antonio	W	129-123	17-3	9-14	26-17	English-30	Robertson-29	8,887
44	2/9	SAN ANTONIO	W	136-108	18-3	9-14	27-17	English-24	Dawkins-25	8,492
45	2/11	LA LAKERS	L	108-120	18-4	9-14	27-18	English-31	Johnson-26	17,022S
46	2/12	@Portland	L	105-120	18-4	9-15	27-19	English-27	Kersey-34	12,666
47	2/14	UTAH	W	107-93	19-4	9-15	28-19	English-25	Malone-31	9,971
48	2/17	BOSTON	W	138-125	20-4	9-15	29-19	English-37	McHale-33	17,022S
49	2/20	@Phoenix	L	108-128	20-4	9-16	29-20	English-26	Nance-29	14,269
50	2/22	WASHINGTON	W	100-87	21-4	9-16	30-20	Schayes-21	M.Malone/Johnson-17	10,553
51	2/24	@Utah	W	123-120	21-4	10-16	31-20	English/Rasmussen-35	Malone-38	12,444
52	2/26	PHILADELPHIA	W	120-104	22-4	10-16	32-20	Rasmussen-21	Gminski-22	15,396
53	2/28	NEW YORK	W	109-100	23-4	10-16	33-20	Lever-24	Ewing-23	15,539
54	2/29	@Dallas	L	96-123	23-4	10-17	33-21	Schayes-21	Aguirre-23	17,007
55	3/2	CLEVELAND	W	99-81	24-4	10-17	34-21	Adams-23	Nance/Daugherty-15	9,178
56	3/4	PHOENIX	W	116-108	25-4	10-17	35-21	Rasmussen-30	Davis-25	13,212
57	3/5	@Seattle	W	115-102	25-4	11-17	36-21	Vincent-31	Ellis-27	13,287
58	3/7	@Sacramento	L	114-116*	25-4	11-18	36-22	Lever/Vincent-23	Theus-33	10,333
59	3/8	HOUSTON	L	103-113	25-5	11-18	36-23	Schayes-25	Olajuwon-25	11,782
60	3/11	@Milwaukee	L	93-132	25-5	11-19	36-24	Rasmussen-21	Reynolds-24	11,052
61	3/13	@Indiana	W	108-100	25-5	12-19	37-24	English-36	Tisdale-29	11,250
62	3/14	UTAH	L	115-116	25-6	12-19	37-25	English-27	Bailey-41	10,172
63	3/17	PORTLAND	W	116-115*	26-6	12-19	38-25	Adams-29	Kersey-29	12,742
64	3/18	@Utah	L	111-118	26-6	12-20	38-26	Adams-22	Malone-30	12,444
65	3/20	SEATTLE	W	108-95	27-6	12-20	39-26	Adams-27	Ellis-23	13,177
66	3/22	SAN ANTONIO	W	136-108	28-6	12-20	40-26	Rasmussen-28	Sunvold-24	10,746
67	3/23	@LA Clippers	W	118-108	28-6	13-20	41-26	English-26	Woodson-24	8,569
68	3/25	@LA Lakers	W	120-119	28-6	14-20	42-26	English-34	Worthy-24	17,505
69	3/26	@Golden State	W	131-108	28-6	15-20	43-26	English-29	Mullin-21	9,893
70	3/29	@Sacramento	W	107-103	28-6	16-20	44-26	English-30	Smith/Thorpe-22	10,333
71	3/31	SACRAMENTO	W	121-111	29-6	16-20	45-26	English-27	Thorpe-22	14,518
72	4/2	GOLDEN STATE	W	123-107	30-6	16-20	46-26	English-29	Mullin-26	11,824
73	4/5	@Houston	W	110-97	30-6	17-20	47-26	Lever-22	Carroll-25	16,661
74	4/8	@San Antonio	W	129-124*	30-6	18-20	48-26	Lever-32	Mitchel-36	6,697
75	4/9	@Dallas	L	109-135	30-6	18-21	48-27	Schayes-21	Harper-35	17,707
76	4/11	@Phoenix	W	123-119	30-6	19-21	49-27	Lever-26	Davis-25	9,708
77	4/13	LA LAKERS	W	120-106	31-6	19-21	50-27	English-29	Campbell-16	17,022S
78	4/15	HOUSTON	W	132-125	32-6	19-21	51-27	Schayes-32	Olajuwon-27	17,022S
79	4/17	DALLAS	W	133-122	33-6	19-21	52-27	English-31	Blackman-31	17,022S
80	4/19	SEATTLE	W	134-114	34-6	19-21	53-27	Lever-31	Chambers-29	14,478
81	4/22	@Portland	L	135-141*	34-6	19-22	53-28	Evans-29	Drexler-35	12,666
82	4/23	LA CLIPPERS	W	134-109	35-6	19-22	54-28	English-27	Dailey-28	17,022S

* Denotes number of overtime periods S McNichols Arena sellout





1988-89 ROSTER

NO.	PLAYER	POS	HT	WT	COLLEGE/YR	EXP
14	Michael Adams	G	5-10	165	Boston College '85	3
42	Wayne Cooper	C	6-10	220	New Orleans '78	10
6	Walter Davis	G	6-6	200	North Carolina '77	11
2	Alex English	F	6-7	190	South Carolina '76	12
24	Bill Hanzlik	F	6-7	200	Notre Dame '80	8
35	Jerome Lane	F	6-6	232	Pittsburgh '88	R
12	Fat Lever	G	6-3	175	Arizona St. '82	6
11	Maurice Martin	G	6-5	215	St. Joseph's '86	2
33	Calvin Natt	F	6-6	220	NE Louisiana '79	9
41	Blair Rasmussen	C	7-0	260	Oregon '85	3
34	Dan Schayes	C	6-11	260	Syracuse '81	7
21	Elston Turner	G	6-5	200	Mississippi '81	7
30	Jay Vincent	F	6-7	220	Michigan St. '81	6

Head Coach: Doug Moe (North Carolina '61)
Assistant Coaches: Allan Bristow (Virginia Tech '71), Doug Moe Jr. (Texas '85)
Trainer: Bob "Chopper" Travaglini

NUGGETS 1988-89 TEAM HIGHS & LOWS

	HIGH	LOW
Points	146 vs. LA Lakers, 11/15	89 @ San Antonio, 3/4
Field Goals Made	63 vs. New Jersey, 11/22	30 @ Utah, 3/25
Field Goals Attempted	120 vs. LA Lakers, 11/15	86 @ Chicago, 1/13
Field Goal Percentage	(.594/63-106) vs. New Jersey, 11/22	(.353/30-85) @ Utah, 3/24
Three-Pointers Made	8 vs. Milwaukee, 1/21	*0 vs. Utah, 4/8
Three-Pointers Attempted	18 @ Golden State, 2/27	1 @ Golden State, 4/21
Three-Point Percentage	(.800/4-5) @ Miami, 12/9	*(.000/0-2) vs. Utah, 4/8
Free Throws Made	42 @ Portland, 11/13	8 @ Cleveland, 12/4
Free Throws Attempted	48 @ Portland, 11/13	13 @ Cleveland, 12/4
Free Throw Percentage	(.966/28-29) vs. Miami, 12/30	(.560/14-25) vs. Dallas, 1/18
Total Rebounds	60 @ Indiana, 1/23	25 @ Phoenix, 1/30
Offensive Rebounds	27 @ LA Clippers, 12/16	*7 @ Phoenix, 1/30
Defensive Rebounds	48 @ Indiana, 1/23	18 @ Phoenix, 1/30
Assists	52 @ Golden State, 4/21	13 @ San Antonio, 1/3
Steals	20 @ LA Clippers, 12/16	4 vs. Seattle, 11/12
Turnovers	24 @ Phoenix, 1/30	*7 @ Sacramento, 4/13
Blocked Shots	11 vs. Miami, 12/30	1 @ Sacramento, 12/1
Fouls	37 @ San Antonio, 1/31	15 vs. New York, 11/29

OPPONENTS 1988-89 TEAM HIGHS & LOWS

	HIGH	LOW
Points	148 by LA Lakers, 11/15	83 by Miami, 12/30
Field Goals Made	59 @ Philadelphia, 12/7	34 by Miami, 12/30
Field Goals Attempted	111 by New York, 11/29	79 by LA Clippers, 11/19
Field Goal Percentage	(.627/52-83) @ Dallas, 11/23	(.373/38-102) by Golden State, 12/2
Three-Pointers Made	*7 @ Seattle, 4/15	*0 by San Antonio, 4/20
Three-Pointers Attempted	13 by New York, 11/29	0 @ San Antonio, 3/4
Three-Point Percentage	(1.000/6-6) @ Houston, 2/17	*(.000/0-2) by San Antonio, 4/20
Free Throws Made	42 by LA Lakers, 11/15	13 by New York, 11/29
Free Throws Attempted	50 by LA Lakers, 11/15	19 by New York, 11/29
Free Throw Percentage	(.919/34-37) @ LA Lakers, 4/18	*(.500/14-28) by Miami, 12/30
Total Rebounds	70 by Phoenix, 12/22	26 by San Antonio, 11/17
Offensive Rebounds	27 @ Miami, 12/10	3 @ Chicago, 1/13
Defensive Rebounds	53 @ Indiana, 1/23	20 by San Antonio, 11/17
Assists	45 @ Philadelphia, 12/7	15 by New Jersey, 11/22
Steals	17 by San Antonio, 4/20	2 @ Detroit, 3/6
Turnovers	37 @ LA Lakers, 11/9	10 @ Seattle, 4/15
Blocked Shots	15 by LA Lakers, 11/15	2 by LA Clippers, 11/19
Fouls	37 @ Portland, 11/13	16 @ Philadelphia, 12/7

* Indicates repeated mark, and is the last time it happened.





1988-89 GAME-BY-GAME RESULTS (44-38)

NO.	DATE	OPP.	W-L	SCORE	HM.	RD.	TOT.	DEN. HIGH SCORER	OPP. HIGH SCORER	ATTEND.
1	11/4	HOUSTON	W	120-117	1-0	0-0	1-0	English-39	Olajuwon-39	14,867
2	11/5	@Seattle	L	141-142*	1-0	0-1	1-1	English-35	McDaniel-28	14,269
3	11/9	@LA Lakers	L	110-128	1-0	0-2	1-2	Schayes-24	Scott-33	17,505
4	11/10	PORTLAND	W	135-115	2-0	0-2	2-2	English-30	Drexler-30	8,821
5	11/12	SEATTLE	W	141-129	3-0	0-2	3-2	Lever-34	Ellis-29	12,401
6	11/13	@Portland	W	143-132	3-0	1-2	4-2	Adams-25	Drexler-32	12,912
7	11/15	LA LAKERS	L	146-148**	3-1	1-2	4-3	English-29	Worthy-33	15,198
8	11/17	SAN ANTONIO	W	139-112	4-1	1-2	5-3	Schayes-31	Dawkins-23	10,079
9	11/19	LA CLIPPERS	W	134-107	5-1	1-2	6-3	English-28	Benjamin-23	10,405
10	11/22	NEW JERSEY	W	141-106	6-1	1-2	7-3	Rasmussen-24	McGee-20	9,963
11	11/23	@Dallas	L	106-125	6-1	1-3	7-4	English-30	Perkins-30	17,007
12	11/26	CHICAGO	W	128-123	7-1	1-3	8-4	English-29	Jordan-52	17,022S
13	11/29	NEW YORK	W	139-119	8-1	1-3	9-4	English-41	Ewing-24	10,387
14	12/1	@Sacramento	W	133-126*	8-1	2-3	10-4	English-34	McCray-20	16,517
15	12/2	GOLDEN STATE	W	129-102	9-1	2-3	11-4	Lever-29	Mullin-18	12,922
16	12/4	@Cleveland	L	103-122	9-1	2-4	11-5	English-31	Harper-28	12,223
17	12/6	@New York	L	123-124*	9-1	2-5	11-6	English-38	Oakley-25	17,104
18	12/7	@Philadelphia	L	109-134	9-1	2-6	11-7	Adams-23	Barkley-29	13,848
19	12/9	@Miami	W	121-110	9-1	3-6	12-7	Adams-28	Thompson-22	14,812
20	12/10	@Atlanta	W	133-130	9-1	4-6	13-7	Adams-34	Wilkins-37	16,202
21	12/13	HOUSTON	W	126-101	10-1	4-6	14-7	Lever-23	Olajuwon-15	12,005
22	12/16	@LA Clippers	L	118-121	10-1	4-7	14-8	Davis-26	Manning-29	9,056
23	12/17	LA CLIPPERS	W	114-99	11-1	4-7	15-8	Davis-26	Manning-18	12,254
24	12/20	PORTLAND	L	124-127	11-2	4-7	15-9	English-41	Drexler-43	11,700
25	12/22	PHOENIX	L	118-126	11-3	4-7	15-10	English-34	Hornacek-24	9,677
26	12/23	@Phoenix	L	107-119	11-3	4-8	15-11	English-30	Gilliam-27	10,274
27	12/27	BOSTON	W	130-109	12-3	4-8	16-11	English-37	McHale-23	17,022S
28	12/30	MIAMI	W	109-83	13-3	4-8	17-11	English-24	Long-18	12,214
29	1/3	@San Antonio	L	105-129	13-3	4-9	17-12	English-19	Anderson-24	7,965
30	1/5	GOLDEN STATE	W	131-129	14-3	4-9	18-12	English-37	Mullin-35	10,649
31	1/7	DALLAS	W	115-94	15-3	4-9	19-12	Davis-24	Schrempf-16	17,022S
32	1/10	@Washington	L	117-120	15-3	4-10	19-13	English-28	King-33	6,109
33	1/11	@Milwaukee	L	106-123	15-3	4-11	19-14	Lever-27	Krystkowiak-27	15,702
34	1/13	@Chicago	L	99-104	15-3	4-12	19-15	English-34	Jordan-38	17,869
35	1/14	CLEVELAND	L	106-114	15-4	4-12	19-16	Lever-33	Harper-30	17,022S
36	1/16	SACRAMENTO	W	116-110	16-4	4-12	20-16	English-29	Pinckney-21	13,672
37	1/18	@Dallas	L	96-102	16-4	4-13	20-17	Schayes-20	Aguirre-26	17,007
38	1/21	MILWAUKEE	L	107-116	16-5	4-13	20-18	English-33	Pierce-21	17,022S
39	1/23	@Indiana	L	102-117	16-5	4-14	20-19	English-25	Miller-27	9,253
40	1/24	@New Jersey	L	115-117	16-5	4-15	20-20	English-43	Williams-27	9,455
41	1/26	@Miami	W	129-108	16-5	5-15	21-20	English-34	Thompson-17	15,008
42	1/28	PHOENIX	W	142-138	17-5	5-15	22-20	Lever-32	Chambers-39	17,022S
43	1/30	@Phoenix	L	100-121	17-5	5-16	22-21	English-20	E.Johnson-26	10,376
44	1/31	@San Antonio	L	111-117	17-5	5-17	22-22	English-28	Maxwell-26	8,041
45	2/2	ATLANTA	W	112-103	18-5	5-17	23-22	English-36	Theus-22	15,774
46	2/4	UTAH	W	127-126	19-5	5-17	24-22	Schayes-37	Malone-33	17,022S
47	2/5	@Houston	L	112-124	19-5	5-18	24-23	Davis-25	Short-23	16,611
48	2/9	MIAMI	W	117-92	20-5	5-18	25-23	Lever-38	Mitchell-15	14,935
49	2/14	@Utah	L	105-119	20-5	5-19	25-24	Davis/Adams-18	Malone-21	12,444
50	2/15	WASHINGTON	W	117-106	21-5	5-19	26-24	English-32	Malone-21	11,471
51	2/17	@Houston	L	111-121	21-5	5-20	26-25	English-25	Olajuwon-34	16,611
52	2/20	DETROIT	W	103-101	22-5	5-20	27-25	English-30	Johnson-21	17,022S
53	2/22	DALLAS	W	109-106	23-5	5-20	28-25	Davis-20	Blackman-33	11,667
54	2/24	UTAH	W	121-102	24-5	5-20	29-25	Adams-32	Malone-25	15,334
55	2/26	PHILADELPHIA	W	122-115	25-5	5-20	30-25	English-31	Gminski-22	16,468
56	2/27	@Golden State	L	132-141	25-5	5-21	30-26	English-29	Mullin-30	15,025
57	3/2	HOUSTON	W	113-103	26-5	5-21	31-26	English-26	McCormick-23	11,603
58	3/4	@San Antonio	L	88-106	26-5	5-22	31-27	English-16	Brickowski-24	11,940
59	3/6	@Detroit	L	112-129	26-5	5-23	31-28	English-27	Dumars-25	21,454
60	3/8	@Charlotte	W	112-99	26-5	6-23	32-28	English-31	Tripucka-21	23,388
61	3/10	@Miami	L	130-131**	26-5	6-24	32-29	English-51	Sparrow-28	15,008
62	3/12	@Boston	L	115-121	26-5	6-25	32-30	English-27	Lewis-28	14,890
63	3/14	CHARLOTTE	W	125-102	27-5	6-25	33-30	Schayes-19	Curry-21	10,522
64	3/16	SAN ANTONIO	W	119-102	28-5	6-25	34-30	English-32	Maxwell-19	12,083
65	3/18	MIAMI	W	111-105	29-5	6-25	35-30	English-25	Edwards-20	15,068
66	3/21	@Houston	W	112-110	29-5	7-25	36-30	English-37	Olajuwon-36	16,611
67	3/24	@Dallas	W	114-105	29-5	8-25	37-30	English-18	Dantley-30	17,007
68	3/25	@Utah	L	90-112	29-5	8-26	37-31	English-19	Malone-37	12,444
69	3/27	@LA Clippers	L	118-119	29-5	8-27	37-32	English-35	Norman-28	9,712
70	3/30	SEATTLE	W	123-116	30-5	8-27	38-32	English-28	Ellis-26	14,851
71	4/1	LA LAKERS	W	114-108*	31-5	8-27	39-32	English-31	Worthy-25	17,022S
72	4/4	SACRAMENTO	W	128-124	32-5	8-27	40-32	Adams-25	Ainge/Pressey-24	10,785
73	4/6	INDIANA	W	132-118	33-5	8-27	41-32	Adams-26	Person-30	11,084
74	4/8	UTAH	W	110-106	34-5	8-27	42-32	English-26	Malone-34	17,022S
75	4/9	@Portland	L	114-120	34-5	8-28	42-33	English-28	Duckworth-27	12,888
76	4/12	@Utah	L	102-107	34-5	8-29	42-34	Davis-29	Malone-40	12,444
77	4/13	@Sacramento	L	112-121	34-5	8-30	42-35	English-31	Berry-25	16,517
78	4/15	@Seattle	L	92-125	34-5	8-31	42-36	English-16	Ellis-32	14,250
79	4/18	@LA Lakers	L	118-142	34-5	8-32	42-37	Lever-26	Worthy-26	17,505
80	4/20	SAN ANTONIO	W	136-113	35-5	8-32	43-37	Adams-25	Bowie-24	13,163
81	4/21	@Golden State	W	139-121	35-5	9-32	44-37	English-30	Higgins-23	15,025
82	4/23	DALLAS	L	96-113	35-6	9-32	44-38	Lever-33	Blackman-21	13,547

* Denotes number of overtime periods S McNichols Arena sellout





1989-90 ROSTER

NO.	PLAYER	POS	HT	WT	COLLEGE/YR	EXP
14	Michael Adams	G	5-10	165	Boston College '85	4
11	Joe Barry Carroll	F/C	6-10	245	Purdue '80	8
6	Walter Davis	G	6-6	200	North Carolina '77	12
2	Alex English	F	6-7	190	South Carolina '76	13
24	Bill Hanzlik	F	6-7	200	Notre Dame '80	9
45	Tim Kempton	C	6-10	245	Notre Dame '86	2
35	Jerome Lane	F	6-6	232	Pittsburgh '88	1
12	Fat Lever	G	6-3	175	Arizona St. '82	7
21	Todd Lichti	G	6-4	205	Stanford '89	R
41	Blair Rasmussen	C	7-0	260	Oregon '85	4
34	Dan Schayes	C	6-11	260	Syracuse '81	8
51	Reggie Turner	F	6-8	225	Alabama-Birmingham '89	R

Head Coach: Doug Moe (North Carolina '61)
Assistant Coaches: Allan Bristow (Virginia Tech '71), Doug Moe Jr. (Texas '85)
Trainer: Bob "Chopper" Travaglini

NUGGETS 1989-90 TEAM HIGHS & LOWS

	HIGH	LOW
Points	146 vs. Portland, 12/2	86 @ Minnesota, 3/7
Field Goals Made	*58 vs. Orlando, 1/11	34 @ Minnesota, 3/7
Field Goals Attempted	118 vs. Orlando, 1/11	76 @ Minnesota, 11/22
Field Goal Percentage	(.598/55-92) vs. Chicago, 2/8	(.343/37-108) @ Washington, 3/28
Three-Pointers Made	8 vs. Portland, 12/2	*0 @ Sacramento, 4/10
Three-Pointers Attempted	18 @ Golden State, 1/8	*4 vs. Seattle, 4/6
Three-Point Percentage	(.833/5-6) @ Houston, 4/19	*(.000/0-6) @ Sacramento, 4/10
Free Throws Made	35 @ New Jersey, 2/17	*6 @ Portland, 1/6
Free Throws Attempted	43 @ New Jersey, 2/17	6 @ Cleveland, 12/20
Free Throw Percentage	*(.1000/21-21) @ Houston, 1/22	(.500/14-28) vs. Washington, 11/15
Total Rebounds	64 vs. Orlando, 1/11	27 @ Utah, 1/8
Offensive Rebounds	24 vs. Golden State, 2/19	*5 @ Charlotte, 2/16
Defensive Rebounds	*43 vs. Orlando, 1/11	17 @ Utah, 1/8
Assists	42 @ Portland, 1/16	15 @ Washington, 3/28
Steals	16 vs. Sacramento, 11/8	4 @ Charlotte, 12/9
Turnovers	20 vs. Houston, 3/13	8 vs. Atlanta, 2/4
Blocked Shots	10 vs. San Antonio, 1/20	*0 @ Houston, 1/22
Fouls	33 @ Golden State, 12/13	15 @ Washington, 3/28

OPPONENTS 1989-90 TEAM HIGHS & LOWS

	HIGH	LOW
Points	149 @ Philadelphia, 3/30	73 @ Minnesota, 3/7
Field Goals Made	*55 by Portland, 3/24	28 @ Minnesota, 3/7
Field Goals Attempted	104 by New Jersey, 2/1	74 @ Minnesota, 11/22
Field Goal Percentage	(.632/48-76) by Detroit, 12/12	(.301/28-93) @ Minnesota, 3/7
Three-Pointers Made	8 by Cleveland, 3/1	*0 by Minnesota, 4/22
Three-Pointers Attempted	13 by Cleveland, 3/1	2 by San Antonio, 4/20
Three-Point Percentage	*(.667/4-6) by Portland, 3/24	*(.000/0-6) by Minnesota, 4/22
Free Throws Made	41 by Phoenix, 11/4	9 @ Chicago, 2/8
Free Throws Attempted	52 @ Philadelphia, 3/30	13 @ Chicago, 2/8
Free Throw Percentage	(.962/25-26) @ Boston, 12/8	(.537/22-41) @ Seattle, 4/12
Total Rebounds	61 @ Dallas, 12/30	34 by Dallas, 3/3
Offensive Rebounds	22 @ Minnesota, 3/7	*5 by Charlotte, 1/18
Defensive Rebounds	47 by Phoenix, 1/13	22 by Portland, 12/2
Assists	38 @ Houston, 11/9	10 by Sacramento, 11/8
Steals	13 @ New York, 3/31	2 @ Sacramento, 4/10
Turnovers	29 by Sacramento, 11/8	9 by San Antonio, 4/20
Blocked Shots	13 @ Utah, 11/3	0 by Minnesota, 4/22
Fouls	35 @ Utah, 11/3	14 @ Cleveland, 12/20

* Indicates repeated mark, and is the last time it happened.





1989-90 GAME-BY-GAME RESULTS (43-39)

NO.	DATE	OPP.	W-L	SCORE	HM.	RD.	TOT.	DEN. HIGH SCORER	OPP. HIGH SCORER	ATTEND.
1	11/3	@Utah	L	113-122	0-0	0-1	0-1	Rasmussen-25	Malone-40	12,616
2	11/4	PHOENIX	W	135-132	1-0	0-1	1-1	Adams-30	EJohnson-36	12,439
3	11/8	SACRAMENTO	W	102-84	2-0	0-1	2-1	English-21	K.Smith-24	6,933
4	11/9	@Houston	W	128-127*	2-0	1-1	3-1	Schayes-21	Olajuwon/Thorpe-33	16,266
5	11/11	@San Antonio	L	108-122	2-0	1-2	3-2	Lever-25	Robinson-28	15,198
6	11/14	@LA Clippers	L	121-129	2-0	1-3	3-3	Lever-25	Grant-27	6,125
7	11/15	WASHINGTON	W	109-98	3-0	1-3	4-3	Adams-30	Williams-29	8,701
8	11/17	@LA Lakers	L	105-119	3-0	1-4	4-4	English-19	Green-27	17,505
9	11/18	HOUSTON	W	141-111	4-0	1-4	5-4	English-24	Wiggins-34	13,534
10	11/21	DALLAS	W	111-95	5-0	1-4	6-4	English-18	Blackman-21	8,570
11	11/22	@Minnesota	W	96-93	5-0	2-4	7-4	Davis-28	Campbell-21	22,022
12	11/24	SEATTLE	W	122-109	6-0	2-4	8-4	Lever-24	Barros-18	13,061
13	11/28	GOLDEN STATE	W	141-120	7-0	2-4	9-4	Davis-26	Richmond-27	8,392
14	11/30	MILWAUKEE	W	103-102	8-0	2-4	10-4	Davis-24	Humphries-25	8,727
15	12/2	PORTLAND	W	146-113	9-0	2-4	11-4	English-24	Drexler-24	17,022S
16	12/5	@Chicago	L	99-119	9-0	2-5	11-5	Adams-19	Jordan-35	18,040
17	12/6	@Indiana	L	117-136	9-0	2-6	11-6	Lever-24	Smits-32	9,352
18	12/8	@Boston	W	103-102	9-0	3-6	12-6	English/Adams-20	Parish-38	14,890
19	12/9	@Charlotte	W	106-93	9-0	4-6	13-6	English-25	Tripucca-23	23,901
20	12/12	DETROIT	L	108-121	9-1	4-6	13-7	Davis-27	Aguirre-29	17,022S
21	12/13	@Golden State	L	114-134	9-1	4-7	13-8	Davis-20	Mullin-33	15,025
22	12/15	SACRAMENTO	W	121-112	10-1	4-7	14-8	Davis-35	McCray/Ainge-24	9,112
23	12/16	@LA Clippers	L	108-114	10-1	4-8	14-9	Adams-24	Harper-39	10,024
24	12/20	@Cleveland	W	104-89	10-1	5-8	15-9	English-22	Ehlo-16	15,379
25	12/22	@Orlando	W	137-125	10-1	6-8	16-9	English-25	Anderson-34	15,077
26	12/23	@Miami	W	135-104	10-1	7-8	17-9	Adams-21	Sundvold-15	15,008
27	12/26	PHILADELPHIA	W	114-111	11-1	7-8	18-9	Davis-24	Barkley-32	15,852
28	12/28	MIAMI	W	132-107	12-1	7-8	19-9	English-20	Cummings/Long-14	11,501
29	12/30	@Dallas	L	109-116*	12-1	7-9	19-10	Lever-26	Blackman-29	17,007
30	1/3	@LA Lakers	L	98-114	12-1	7-10	19-11	Davis-22	Johnson-27	17,505
31	1/4	@Sacramento	W	112-98	12-1	8-10	20-11	Davis-27	Tisdale-29	17,014
32	1/6	UTAH	L	120-123*	12-2	8-10	20-12	Davis-36	Malone-48	16,827
33	1/8	@Golden State	L	122-139	12-2	8-11	20-13	English-22	Richmond-32	15,052
34	1/10	@Utah	L	99-130	12-2	8-12	20-14	Rasmussen-20	Malone-31	12,616
35	1/11	ORLANDO	W	141-105	13-2	8-12	21-14	Lever-27	Smith-14	8,763
36	1/13	PHOENIX	L	111-119	13-3	8-12	21-15	Rasmussen/Hanzlik-19	K.Johnson-38	14,070
37	1/15	DALLAS	W	101-90	14-3	8-12	22-15	English-29	Harper-26	9,256
38	1/16	@Portland	L	115-120	14-3	8-13	22-16	Lever-22	Williams-24	12,888
39	1/18	CHARLOTTE	L	108-110	14-4	8-13	22-17	English-28	Tripucca-24	7,965
40	1/20	SAN ANTONIO	W	126-99	15-4	8-13	23-17	Lever-23	Robinson-28	15,817
41	1/22	@Houston	L	104-116	15-4	8-14	23-18	Lever-24	Olajuwon-24	14,890
42	1/27	NEW YORK	L	96-110	15-5	8-14	23-19	Adams-21	Ewing-26	17,022S
43	2/1	NEW JERSEY	W	123-112	16-5	8-14	24-19	English-26	Blaylock-24	6,880
44	2/4	ATLANTA	W	125-113	17-5	8-14	25-19	Adams-27	Wilkins-35	14,530
45	2/6	INDIANA	L	130-138*	17-6	8-14	25-20	Schayes-28	Smits-34	12,871
46	2/8	CHICAGO	W	123-98	18-6	8-14	26-20	English-24	Grant-16	17,022S
47	2/13	@Detroit	L	96-106	18-6	8-15	26-21	Adams-19	Thomas-17	21,454
48	2/14	@Milwaukee	L	117-127	18-6	8-16	26-22	Rasmussen-24	Anderson-24	13,829
49	2/16	@Charlotte	L	107-113	18-6	8-17	26-23	Lever-26	Gilliam/R.Reid-19	23,901
50	2/17	@New Jersey	W	126-117	18-6	9-17	27-23	English-38	Short-29	11,233
51	2/19	GOLDEN STATE	W	114-109	19-6	9-17	28-23	Lever-29	Richmond-24	8,213
52	2/21	LA LAKERS	L	111-113	19-7	9-17	28-24	Lever-25	Scott-24	17,022S
53	2/23	LA CLIPPERS	W	121-113	20-7	9-17	29-24	English-27	Manning/Smith-28	13,630
54	2/25	BOSTON	L	107-115	20-8	9-17	29-25	English-26	Bird-25	17,022S
55	2/27	@Phoenix	L	101-120	20-8	9-18	29-26	English-19	K.Johnson-28	14,487
56	3/1	CLEVELAND	W	131-125	21-8	9-18	30-26	English-26	Price-31	11,816
57	3/3	DALLAS	W	106-89	22-8	9-18	31-26	English-24	Perkins-16	12,207
58	3/6	CHARLOTTE	W	122-96	23-8	9-18	32-26	Schayes-23	Chapman-22	7,712
59	3/7	@Minnesota	W	86-73	23-8	10-18	33-26	Schayes-24	Richardson-19	18,947
60	3/10	@San Antonio	L	111-118	23-8	10-19	33-27	Davis-21	Robinson-26	15,910
61	3/11	UTAH	L	109-110	23-9	10-19	33-28	Adams-25	Malone-35	14,050
62	3/13	HOUSTON	W	117-114	24-9	10-19	34-28	Adams-25	Maxwell-32	12,727
63	3/14	@Phoenix	L	108-138	24-9	10-20	34-29	Adams/Davis-16	Chambers-31	14,487
64	3/16	@Dallas	L	97-104	24-9	10-21	34-30	Davis-24	Harper-26	17,007
65	3/18	MINNESOTA	W	103-98	25-9	10-21	35-30	English-29	Campbell-22	11,864
66	3/20	LA CLIPPERS	W	119-112	26-9	10-21	36-30	English-28	Manning-25	9,652
67	3/22	@Seattle	L	118-125	26-9	10-22	36-31	Lever-23	McDaniel-24	9,830
68	3/24	PORTLAND	L	126-140	26-10	10-22	36-32	English-31	Drexler-28	16,174
69	3/26	@Atlanta	L	102-113	26-10	10-23	36-33	Carroll-18	Wilkins-36	13,054
70	3/28	@Washington	L	99-113	26-10	10-24	36-34	English-16	King/Malone-26	9,411
71	3/30	@Philadelphia	L	131-149	26-10	10-25	36-35	English-21	Barkley-38	17,803
72	3/31	@New York	W	118-115	26-10	11-25	37-35	English-26	Ewing-37	18,146
73	4/4	CHARLOTTE	L	112-116	26-11	11-25	37-36	English-29	Tripucca-23	10,867
74	4/6	SEATTLE	W	119-103	27-11	11-25	38-36	English-25	Threatt-22	16,212
75	4/8	LA LAKERS	L	109-116	27-12	11-25	38-37	Lever-31	Worthy-28	17,022S
76	4/10	@Sacramento	W	121-113	27-12	12-25	39-37	Rasmussen-26	Ainge-22	17,014
77	4/12	@Seattle	L	103-113	27-12	12-26	39-38	Adams-16	McDaniel-26	10,617
78	4/14	@Portland	W	136-127	27-12	13-26	40-38	Adams-31	Duckworth-22	12,888
79	4/17	@Minnesota	W	99-89	27-12	14-26	41-38	Adams-22	Corbin-25	49,551
80	4/19	@Houston	W	130-127*	27-12	15-26	42-38	Lever-22	Olajuwon-52	16,001
81	4/20	SAN ANTONIO	L	108-112	27-13	15-26	42-39	Davis-25	Robinson-26	17,022S
82	4/22	MINNESOTA	W	115-108	28-13	15-26	43-39	Adams-32	Mitchell-27	14,303

* Denotes number of overtime periods S McNichols Arena sellout





1990-91 ROSTER

NO.	PLAYER	POS	HT	WT	COLLEGE/YR	EXP
3	Mahmoud Abdul-Rauf	G	6-1	170	LSU '92	R
14	Michael Adams	G	5-10	165	Boston College '85	5
45	Anthony Cook	F	6-9	215	Arizona '89	R
6	Walter Davis	G	6-6	200	North Carolina '77	13
23	T.R. Dunn	G	6-4	192	Alabama '77	13
22	Jim Farmer	G	6-4	203	Alabama '87	3
24	Bill Hanzlik	F	6-7	200	Notre Dame '80	10
35	Jerome Lane	F	6-6	232	Pittsburgh '89	2
11	Clifford Lett	G	6-3	170	Florida '89	1
30	Marcus Liberty	F	6-8	205	Illinois '91	R
21	Todd Lichti	G	6-4	205	Stanford '89	1
5	Terry Mills	F/C	6-10	230	Michigan '90	R
41	Blair Rasmussen	C	7-0	260	Oregon '85	5
32	Stephen Thompson	G	6-2	180	Syracuse '90	R
0	Orlando Woolridge	F	6-9	215	Notre Dame '81	9

Head Coach: Paul Westhead (St. Joseph's '61)
Assistant Coaches: Jim Boyle (St. Joseph's '64), Mike Evans (Kansas State '78)
Trainer: Bob "Chopper" Travaglini

NUGGETS 1990-91 TEAM HIGHS & LOWS

	HIGH	LOW
Points	158 vs. Golden State, 11/2	92 vs. Indiana, 3/17
Field Goals Made	63 @ San Antonio, 11/7	38 vs. Detroit, 3/25
Field Goals Attempted	130 vs. Golden State, 11/2	86 vs. Charlotte, 1/16
Field Goal Percentage	(.573/63-110) @ San Antonio, 11/7	(.325/41-126) vs. Philadelphia, 1/5
Three-Pointers Made	11 @ LA Clippers, 4/12	0 vs. LA Lakers, 11/17
Three-Pointers Attempted	26 @ LA Clippers, 4/12	1 vs. LA Lakers, 11/17
Three-Point Percentage	(.625/10-16) @ Sacramento, 12/26	(.000/0-1) vs. LA Lakers, 11/17
Free Throws Made	45 vs. Sacramento, 11/29	4 @ Phoenix, 2/5
Free Throws Attempted	55 @ Golden State, 11/2	10 @ Phoenix, 2/5
Free Throw Percentage	(.952/20-21) @ Chicago, 3/18	(.391/9-23) vs. Minnesota, 3/14
Total Rebounds	73 vs. Philadelphia, 1/5	*32 @ LA Lakers, 11/23
Offensive Rebounds	33 vs. Philadelphia, 1/5	8 @ Detroit, 1/2
Defensive Rebounds	40 vs. Philadelphia, 1/5	19 @ LA Lakers, 11/23
Assists	*40 vs. Chicago, 11/24	12 vs. Indiana, 3/17
Steals	19 vs. Phoenix, 12/15	3 @ New Jersey, 2/15
Turnovers	28 @ Sacramento, 4/18	6 @ Dallas, 4/2
Blocked Shots	14 vs. LA Clippers, 12/1	0 @ Detroit, 1/2
Fouls	40 @ Golden State, 1/8	18 vs. Chicago, 11/24

OPPONENTS 1990-91 TEAM HIGHS & LOWS

	HIGH	LOW
Points	173 @ Phoenix, 11/10	104 by Charlotte, 1/16
Field Goals Made	67 @ Phoenix, 11/10	31 by Orlando, 3/2
Field Goals Attempted	113 by Orlando, 11/27	78 by Detroit, 3/25
Field Goal Percentage	(.653/62-95) by Phoenix, 4/16	(.341/31-91) by Orlando, 3/2
Three-Pointers Made	12 by Houston, 4/5	*0 @ Utah, 4/13
Three-Pointers Attempted	19 by Houston, 4/5	*0 by Seattle, 4/7
Three-Point Percentage	*(.667/6-9) by Utah, 3/3	*(.000/0-3) @ Utah, 4/13
Free Throws Made	49 @ Golden State, 3/21	14 by Orlando, 11/27
Free Throws Attempted	60 @ Golden State, 3/21	*24 @ Sacramento, 4/18
Free Throw Percentage	(.938/30-32) @ Atlanta, 3/5	(.583/14-24) by Orlando, 11/27
Total Rebounds	71 @ Indiana, 3/7	32 by Sacramento, 3/29
Offensive Rebounds	27 by Orlando, 11/27	4 by Sacramento, 3/29
Defensive Rebounds	52 @ San Antonio, 12/19	25 by Minnesota, 11/15
Assists	50 @ Phoenix, 11/10	12 by Golden state, 2/23
Steals	19 @ Phoenix, 11/10	1 @ Orlando, 3/8
Turnovers	*28 vs. Phoenix, 12/15	11 by Minnesota, 3/14
Blocked Shots	16 @ San Antonio, 12/19	1 by Houston, 2/26
Fouls	38 by Golden State, 11/2	*13 @ LA Lakers, 2/28

* Indicates repeated mark, and is the last time it happened.





1990-91 GAME-BY-GAME RESULTS (20-62)

NO.	DATE	OPP.	W-L	SCORE	HM.	RD.	TOT.	DEN. HIGH SCORER	OPP. HIGH SCORER	ATTEND.
1	11/2	GOLDEN STATE	L	158-162	0-1	0-0	0-1	Woolridge-37	Mullin-38	9,838
2	11/3	@Dallas	L	110-140	0-1	0-1	0-2	Woolridge-21	Tarpley-25	17,007
3	11/6	@Houston	L	135-145	0-1	0-2	0-3	Lichti-27	K.Smith-35	14,002
4	11/7	@San Antonio	L	153-161	0-1	0-3	0-4	Woolridge-37	Robinson-43	15,908
5	11/8	SEATTLE	L	129-135	0-2	0-3	0-5	Davis-41	McDaniel-27	10,571
6	11/10	@Phoenix	L	143-173	0-2	0-4	0-6	Woolridge-40	Ceballos-32	14,487
7	11/13	@Portland	L	129-155	0-2	0-5	0-7	Woolridge-30	Drexler-39	12,888
8	11/15	MINNESOTA	W	121-108	1-2	0-5	1-7	Woolridge-25	Corbin/Campbell-24	6,663
9	11/17	PORTLAND	L	112-143	1-3	0-5	1-8	Davis-27	Drexler-31	12,356
10	11/19	LA LAKERS	L	105-122	1-4	0-5	1-9	Woolridge-30	Worthy-25	11,549
11	11/21	@LA Lakers	L	121-141	1-4	0-6	1-10	Woolridge-28	Worthy-29	15,941
12	11/24	CHICAGO	L	145-151	1-5	0-6	1-11	Woolridge-29	Jordan-38	17,022S
13	11/27	ORLANDO	W	124-113	2-5	0-6	2-11	Woolridge-28	Catledge-30	6,184
14	11/29	SACRAMENTO	W	136-128	3-5	0-6	3-11	Woolridge-32	Tisdale-33	6,379
15	12/1	LA CLIPPERS	L	121-137	3-6	0-6	3-12	Woolridge-28	Smith-52	10,036
16	12/4	@Cleveland	L	117-121	3-6	0-7	3-13	Woolridge-31	Daugherty-31	13,116
17	12/5	@Boston	L	140-148	3-6	0-8	3-14	Adams-31	Bird-43	14,890
18	12/7	@Philadelphia	L	126-135	3-6	0-9	3-15	Woolridge-36	Barkley-40	15,325
19	12/8	@Charlotte	W	126-119	3-6	1-9	4-15	Woolridge-33	Chapman-36	23,901
20	12/11	WASHINGTON	W	128-125	4-6	1-9	5-15	Woolridge-33	King-34	8,291
21	12/13	@Utah	L	126-141	4-6	1-10	5-16	Woolridge-29	K. Malone-39	12,616
22	12/15	PHOENIX	L	134-142	4-7	1-10	5-17	Adams-23	Chambers/Hornacek-28	13,696
23	12/19	@San Antonio	L	109-144	4-7	1-11	5-18	Abdul-Rauf-27	Elliott-18	15,908
24	12/22	DALLAS	L	110-119	4-8	1-11	5-19	Adams-27	Blackman-31	8,595
25	12/23	@Portland	L	101-132	4-8	1-12	5-20	Adams/Abdul-Rauf-18	Kersey-23	12,884
26	12/26	@Sacramento	W	128-112	4-8	2-12	6-20	Adams-44	Mays-36	17,014
27	12/27	MIAMI	L	114-124	4-9	2-12	6-21	Adams-23	Douglas-42	8,878
28	12/29	@Washington	L	133-161	4-9	2-13	6-22	Adams/Abdul-Rauf-32	King-52	18,756
29	12/30	@Orlando	L	116-155	4-9	2-14	6-23	Adams-26	Reynolds-27	15,077
30	1/2	@Detroit	L	107-118	4-9	2-15	6-24	Davis-23	Rodman-34	21,454
31	1/3	@New York	L	108-135	4-9	2-16	6-25	Adams-22	Wilkins-25	15,440
32	1/5	PHILADELPHIA	L	104-120	4-10	2-16	6-26	Davis-24	Barkley-41	14,742
33	1/8	@Golden State	L	125-147	4-10	2-17	6-27	Lane-22	Hardaway-34	15,035
34	1/10	HOUSTON	L	133-156	4-11	2-17	6-28	Adams-39	Maxwell-26	7,087
35	1/12	CLEVELAND	W	128-120	5-11	2-17	7-28	Adams-28	Daugherty-38	10,327
36	1/15	@Seattle	L	99-146	5-11	2-18	7-29	Williams-16	Ellis/Barros-22	9,618
37	1/16	CHARLOTTE	W	111-104	6-11	2-18	8-29	Davis-31	Chapman-23	11,275
38	1/19	SAN ANTONIO	L	108-117	6-12	2-18	8-30	Adams-27	Robinson-28	13,851
39	1/21	MINNESOTA	W	115-110	7-12	2-18	9-30	Adams-24	Mitchell-25	7,292
40	1/24	NEW YORK	W	120-117	8-12	2-18	10-30	Adams-31	Ewing-30	10,144
41	1/26	UTAH	W	120-115	9-12	2-18	11-30	Adams-37	Malone-36	10,935
42	1/29	@Milwaukee	W	126-122	9-12	3-18	12-30	Adams-41	Pierce-28	15,993
43	1/31	NEW JERSEY	W	123-119	10-12	3-18	13-30	Adams-45	Theus-28	9,087
44	2/2	ATLANTA	W	126-125	11-12	3-18	14-30	Adams-31	Wilkins-34	14,683
45	2/5	@Phoenix	L	103-126	11-12	3-19	14-31	Rasmussen/Abdul-Rauf-16	Johnson-21	14,487
46	2/12	@Orlando	L	122-129	11-12	3-20	14-32	Abdul-Rauf-35	Skiles-33	15,077
47	2/14	@Miami	L	112-141	11-12	3-21	14-33	Woolridge-20	Kessler/Edwards-21	15,008
48	2/15	@New Jersey	L	110-138	11-12	3-22	14-34	Woolridge-34	Coleman-42	11,335
49	2/17	BOSTON	L	108-126	11-13	3-22	14-35	Woolridge-23	Bird-24	17,022S
50	2/18	@Minnesota	L	114-128	11-13	3-23	14-36	Woolridge/Abdul-Rauf-30	Campbell-25	19,006
51	2/21	PORTLAND	L	111-122	11-14	3-23	14-37	Woolridge-20	Duckworth-25	9,757
52	2/23	GOLDEN STATE	W	150-145	12-14	3-23	15-37	Adams-41	Mullin-37	14,519
53	2/24	@LA Clippers	L	112-129	12-14	3-24	15-38	Adams-29	Harper-22	13,280
54	2/26	HOUSTON	L	99-129	12-15	3-24	15-39	Woolridge-30	Floyd-40	7,969
55	2/28	LA LAKERS	L	108-121	12-16	3-24	15-40	Adams-31	Teagle-23	13,962
56	3/2	ORLANDO	W	126-111	13-16	3-24	16-40	Adams-37	Skiles-24	7,519
57	3/5	@Atlanta	L	127-139	13-16	3-25	16-41	Woolridge-32	Webb-32	13,500
58	3/7	@Indiana	L	125-145	13-16	3-26	16-42	Liberty/Rasmussen-18	Miller-33	9,598
59	3/8	@Orlando	L	113-129	13-16	3-27	16-43	Adams-27	Scott-40	15,077
60	3/10	DALLAS	W	124-110	14-16	3-27	17-43	Adams/Woolridge-31	Williams-25	11,520
61	3/12	LA CLIPPERS	L	123-126*	14-17	3-27	17-44	Adams-38	Manning-26	7,424
62	3/14	MINNESOTA	W	112-105	15-17	3-27	18-44	Adams-27	Campbell-32	7,308
63	3/15	@LA Lakers	L	117-127	15-17	3-28	18-45	Woolridge-28	Worthy-35	17,505
64	3/17	INDIANA	L	92-130	15-18	3-28	18-46	Adams-21	Person-20	10,027
65	3/18	@Chicago	L	108-121	15-18	3-29	18-47	Woolridge-21	Jordan-31	18,163
66	3/20	UTAH	L	98-106	15-19	3-29	18-48	Adams-30	K.Malone-31	10,631
67	3/21	@Golden State	L	116-136	15-19	3-30	18-49	Adams-23	Richmond-30	15,025
68	3/23	MILWAUKEE	L	136-140*	15-20	3-30	18-50	Adams-54	Ellis-25	10,750
69	3/25	DETROIT	L	94-119	15-21	3-30	18-51	Adams-19	Edwards-32	13,553
70	3/29	SACRAMENTO	W	140-122	16-21	3-30	19-51	Adams-37	Sparrow-24	9,554
71	3/30	@San Antonio	L	116-130	16-21	3-31	19-52	Woolridge/Farmer-17	Robinson-30	15,908
72	4/2	@Dallas	L	126-133	16-21	3-32	19-53	Adams-37	Harper-24	16,105
73	4/4	@Minnesota	L	122-134	16-21	3-33	19-54	Adams-34	Corbin-26	19,006
74	4/5	HOUSTON	L	120-126	16-22	3-33	19-55	Adams-41	Maxwell-45	12,434
75	4/7	SEATTLE	L	117-124	16-23	3-33	19-56	Adams-37	Johnson-31	13,779
76	4/8	@Seattle	L	112-118	16-23	3-34	19-57	Woolridge-27	Three w/-19	12,811
77	4/12	@LA Clippers	L	130-146	16-23	3-35	19-58	Adams-35	Polynice-30	13,455
78	4/13	@Utah	L	110-121	16-23	3-36	19-59	Woolridge-20	K. Malone-41	12,616
79	4/16	PHOENIX	L	118-153	16-24	3-36	19-60	Adams-23	Ceballos-34	8,298
80	4/18	@Sacramento	L	104-123	16-24	3-37	19-61	Williams-23	Simmons-26	17,014
81	4/19	SAN ANTONIO	W	125-122	17-24	3-37	20-61	Adams-30	Robinson-27	12,596
82	4/21	@Houston	L	125-131	17-24	3-38	20-62	Woolridge-30	Olajuwon-26	16,611

* Denotes number of overtime periods S McNichols Arena sellout





1991-92 ROSTER

NO.	PLAYER	POS	HT	WT	COLLEGE/YR	EXP
3	Mahmoud Abdul-Rauf	G	6-1	170	LSU '92	1
33	Greg Anderson	F/C	6-10	230	Houston '87	4
43	Kevin Brooks	F	6-8	200	SW Louisiana '91	R
00	Anthony Cook	F/C	6-9	215	Arizona '89	1
11	Winston Garland	G	6-2	175	SW Missouri St. '87	4
10	Scott Hastings	F/C	6-11	245	Arkansas '82	9
35	Jerome Lane	F	6-6	232	Pittsburgh '89	3
30	Marcus Liberty	F	6-8	205	Illinois '91	1
21	Todd Lichti	G	6-4	205	Stanford '89	2
12	Mark Macon	G	6-5	185	Temple '91	R
55	Dikembe Mutombo	C	7-2	245	Georgetown '91	R
34	Reggie Williams	F/G	6-7	195	Georgetown '87	4
42	Joe Wolf	F/C	6-11	230	North Carolina '87	4

Head Coach: Paul Westhead (St. Joseph's '61)
Assistant Coaches: Jim Boyle (St. Joseph's '64), Mike Evans (Kansas State '78),
 Judas Prada (Linfield '79)
Trainer: Jim Gillen (Ft. Hays State '74)

NUGGETS 1991-92 TEAM HIGHS & LOWS

	HIGH	LOW
Points	123 vs. Phoenix, 12/18	*81 vs. Houston, 2/28
Field Goals Made	50 vs. Sacramento, 3/17	31 vs. Orlando, 1/4
Field Goals Attempted	106 vs. Cleveland, 2/12	*74 vs. San Antonio, 1/11
Field Goal Percentage	(.568/46-81) vs. Portland, 11/16	(.327/32-98) @ New Jersey, 12/12
Three-Pointers Made	6 vs. Miami, 2/26	*0 @ Orlando, 3/10
Three-Pointers Attempted	*12 vs. Portland, 3/4	0 @ New Jersey, 11/30
Three-Point Percentage	(.625/5-8) @ Dallas, 1/16	*(.000/0-3) @ Orlando, 3/10
Free Throws Made	31 vs. Orlando, 1/4	6 @ LA Lakers, 1/10
Free Throws Attempted	44 vs. Orlando, 1/4	*11 vs. San Antonio, 4/5
Free Throw Percentage	(.938/15-16) @ Indiana, 2/2	(.467/7-15) @ Cleveland, 3/15
Total Rebounds	60 vs. Philadelphia, 12/30	26 vs. Indiana, 2/2
Offensive Rebounds	29 @ Minnesota, 2/3	*7 vs. San Antonio, 4/5
Defensive Rebounds	41 vs. Dallas, 2/14	18 @ Seattle, 12/19
Assists	28 vs. Minnesota, 3/31	8 vs. Dallas, 11/19
Steals	16 @ Houston, 4/2	3 @ Phoenix, 11/20
Turnovers	30 @ LA Clippers, 11/8	8 vs. Orlando, 1/4
Blocked Shots	*14 vs. Utah, 3/8	0 @ New York, 2/22
Fouls	36 @ Portland, 2/11	16 vs. San Antonio, 4/5

OPPONENTS 1991-92 TEAM HIGHS & LOWS

	HIGH	LOW
Points	137 @ Houston, 4/2	77 by Minnesota, 11/7
Field Goals Made	56 @ Boston, 12/9	*27 by Seattle, 11/29
Field Goals Attempted	104 @ New Jersey, 12/12	*70 by Indiana, 2/2
Field Goal Percentage	(.615/48-78) @ LA Clippers, 4/11	(.345/29-94) @ Philadelphia, 12/11
Three-Pointers Made	7 @ Indiana, 12/14	*0 by LA Lakers, 4/15
Three-Pointers Attempted	*13 @ Indiana, 12/14	0 @ San Antonio, 2/29
Three-Point Percentage	(.800/4-5) @ Minnesota, 2/3	*(.000/0-2) by LA Lakers, 4/15
Free Throws Made	40 @ Phoenix, 11/20	9 @ New Jersey, 12/12
Free Throws Attempted	52 @ Portland, 2/11	12 @ New York, 2/22
Free Throw Percentage	(1.000/27-27) by LA Lakers, 1/30	(.548/17-31) by New Jersey, 11/30
Total Rebounds	57 @ New Jersey, 12/12	27 by Indiana, 2/2
Offensive Rebounds	24 @ Seattle, 12/19	4 by LA Lakers, 1/30
Defensive Rebounds	*42 @ Utah, 11/22	*21 by LA Lakers, 4/15
Assists	38 @ LA Clippers, 4/11	8 by Houston, 11/2
Steals	21 @ LA Clippers, 11/8	2 @ Minnesota, 2/3
Turnovers	28 @ Orlando, 3/10	8 by Dallas, 11/19
Blocked Shots	22 @ New Jersey, 12/12	*2 @ Portland, 11/12
Fouls	*32 by Orlando, 1/4	14 @ Chicago, 3/24

* Indicates repeated mark, and is the last time it happened.





1991-92 GAME-BY-GAME RESULTS (24-58)

NO.	DATE	OPP.	W-L	SCORE	HM.	RD.	TOT.	DEN. HIGH SCORER	OPP. HIGH SCORER	ATTEND.
1	11/1	GOLDEN STATE	L	105-108	0-1	0-0	0-1	Anderson-22	Hardaway-25	11,713
2	11/2	HOUSTON	W	109-101*	1-1	0-0	1-1	Mutombo-27	Maxwell-35	7,692
3	11/5	SAN ANTONIO	W	97-96	2-1	0-0	2-1	Williams-24	Carr-30	13,976
4	11/7	MINNESOTA	W	88-77	3-1	0-0	3-1	Macon-18	Campbell-18	9,837
5	11/8	@LA Clippers	L	82-106	3-1	0-1	3-2	Williams-21	Norman-18	8,957
6	11/12	@Portland	L	82-120	3-1	0-2	3-3	Mutombo-16	Porter-15	12,888
7	11/16	PORTLAND	W	121-111	4-1	0-2	4-3	Williams-31	Porter-21	13,448
8	11/19	DALLAS	L	93-96	4-2	0-2	4-4	Williams-18	Blackman-18	7,382
9	11/20	@Phoenix	L	97-113	4-2	0-3	4-5	Mutombo-21	Johnson-25	14,496
10	11/22	@Utah	L	96-121	4-2	0-4	4-6	Mutombo-28	J. Malone-31	18,700
11	11/23	CHICAGO	L	100-107	4-3	0-4	4-7	Mutombo-22	Jordan-37	17,022S
12	11/26	CHARLOTTE	W	103-97	5-3	0-4	5-7	Williams-22	Johnson-25	8,721
13	11/27	@Minnesota	L	92-101	5-3	0-5	5-8	Mutombo-23	Glass/Mitchell-22	19,006
14	11/29	SEATTLE	W	101-90	6-3	0-5	6-8	Williams-29	Johnson-20	10,613
15	11/30	NEW JERSEY	W	107-97	7-3	0-5	7-8	Abdul-Rauf-24	Mills-19	9,597
16	12/3	@Houston	W	110-100	7-3	1-5	8-8	Williams-26	Maxwell/K. Smith-20	13,023
17	12/6	LA CLIPPERS	L	100-102*	7-4	1-5	8-9	Williams-24	Grant-20	10,697
18	12/9	@Boston	L	94-132	7-4	1-6	8-10	Mutombo-21	Lewis-31	14,890
19	12/11	@Philadelphia	W	98-88	7-4	2-6	9-10	Williams-21	Hawkins-24	12,231
20	12/12	@New Jersey	L	81-121	7-4	2-7	9-11	Williams-16	Petrovic-18	7,520
21	12/14	@Indiana	L	108-129	7-4	2-8	9-12	Mutombo-26	Miller-37	10,531
22	12/16	@Detroit	L	89-103	7-4	2-9	9-13	Mutombo-22	Dumars-27	21,454
23	12/18	PHOENIX	W	123-109	8-4	2-9	10-13	Mutombo-27	Hornacek-28	9,802
24	12/19	@Seattle	L	106-119	8-4	2-10	10-14	Liberty-18	Pierce-29	10,663
25	12/21	WASHINGTON	L	102-117	8-5	2-10	10-15	Davis-20	Ellison-26	12,659
26	12/26	GOLDEN STATE	L	100-110	8-6	2-10	10-16	Anderson-18	Mullin-31	17,022S
27	12/28	BOSTON	W	97-90	9-6	2-10	11-16	Macon-21	Lewis-27	17,022S
28	12/30	PHILADELPHIA	W	109-93	10-6	2-10	12-16	Mutombo-26	Barkley-25	17,022S
29	1/2	@Golden State	L	111-125	10-6	2-11	12-17	Mutombo-29	Hardaway-27	15,025
30	1/4	ORLANDO	W	93-91	11-6	2-11	13-17	Anderson-21	Reynolds-21	11,354
31	1/7	SEATTLE	L	99-106	11-7	2-11	13-18	Mutombo-27	Pierce-28	8,877
32	1/8	@Phoenix	L	114-135	11-7	2-12	13-19	Mutombo-24	Hornacek-24	14,496
33	1/10	@LA Lakers	L	88-102	11-7	2-13	13-20	Williams-23	Worthy-26	17,000
34	1/11	SAN ANTONIO	L	85-96	11-8	2-13	13-21	Williams-18	Strickland-22	17,022S
35	1/13	SACRAMENTO	W	111-109	12-8	2-13	14-21	Williams-26	Simmons-31	13,536
36	1/14	@Houston	L	94-111	12-8	2-14	14-22	Anderson/Abdul-Rauf-20	Olajuwon-25	13,789
37	1/16	@Dallas	W	101-90	12-8	3-14	15-22	Garland-25	Harper-24	15,506
38	1/19	ATLANTA	L	93-119	12-9	3-14	15-23	Mutombo-23	Willis-25	15,412
39	1/21	@Sacramento	L	85-94	12-9	3-15	15-24	Mutombo-17	Simmons/Webb-18	17,014
40	1/23	UTAH	W	115-111	13-9	3-15	16-24	Anderson-23	K. Malone-38	14,399
41	1/25	MILWAUKEE	W	107-100*	14-9	3-15	17-24	Anderson-23	Malone-21	13,965
42	1/30	LA LAKERS	L	96-106	14-10	3-15	17-25	Williams-24	Scott-28	14,707
43	1/31	@Golden State	L	103-124	14-10	3-16	17-26	Liberty-22	Mullin-26	15,025
44	2/2	INDIANA	L	122-128	14-11	3-16	17-27	Williams-27	Person-27	11,491
45	2/3	@Minnesota	L	99-114	14-11	3-17	17-28	Mutombo-39	Campbell-30	18,434
46	2/6	@Milwaukee	L	97-106	14-11	3-18	17-29	Mutombo-27	Ellis-25	15,527
47	2/11	@Portland	L	112-121	14-11	3-18	17-30	Williams-19	Drexler-28	12,888
48	2/12	CLEVELAND	W	108-102	15-11	3-19	18-30	Williams-24	Ehlo-25	12,392
49	2/14	DALLAS	W	105-85	16-11	3-19	19-30	Williams-22	Harper-20	12,223
50	2/15	@Utah	L	93-106	16-11	3-20	19-31	Williams-21	J. Malone-24	19,911
51	2/19	@Charlotte	L	104-106	16-11	3-21	19-32	Williams-31	Johnson-34	23,698
52	2/21	@Washington	W	106-99	16-11	4-21	20-32	Williams-20	Ellison-30	18,756
53	2/22	@New York	L	87-98	16-11	4-22	20-33	Mutombo-17	Ewing-26	19,763
54	2/24	@Atlanta	L	95-117	16-11	4-23	20-34	Liberty-21	Willis-21	9,673
55	2/26	MIAMI	L	98-105	16-12	4-23	20-35	Abdul-Rauf-23	Rice-38	8,944
56	2/28	HOUSTON	L	81-84	16-13	4-23	20-36	Williams-20	K. Smith-25	16,206
57	2/29	@San Antonio	L	112-115	16-13	4-24	20-37	Anderson-22	Robinson-34	16,057
58	3/3	@Seattle	L	99-111	16-13	4-25	20-38	Williams-21	Kemp-21	9,865
59	3/4	PORTLAND	L	100-129	16-14	4-25	20-39	Liberty-22	Ainge-23	13,704
60	3/6	DETROIT	L	91-106	16-15	4-25	20-40	Anderson-26	Dumars-30	17,022S
61	3/8	UTAH	L	88-112	16-16	4-25	20-41	Lichti/Macon-16	K. Malone-23	10,251
62	3/10	@Orlando	W	89-82	16-16	5-25	21-41	Williams-20	Bowie-24	15,151
63	3/13	@Miami	L	109-113	16-16	5-26	21-42	Liberty-17	Rice-29	15,008
64	3/15	@Cleveland	L	91-100	16-16	5-27	21-43	Garland-26	Price-29	16,549
65	3/17	SACRAMENTO	W	118-100	17-16	5-27	22-43	Williams-27	Richmond-24	13,439
66	3/19	@Utah	L	100-115	17-16	5-28	22-44	Liberty-23	K. Malone-31	19,911
67	3/21	LA CLIPPERS	L	87-114	17-17	5-28	22-45	Davis-17	Manning-18	15,581
68	3/23	@Minnesota	W	100-95	17-17	6-28	23-45	Williams-19	West-20	19,006
69	3/24	@Chicago	L	103-116	17-17	6-29	23-46	Williams-32	Jordan-50	18,382
70	3/26	NEW YORK	L	104-106	17-18	6-29	23-47	Williams-27	Jackson-25	16,202
71	3/28	PHOENIX	L	101-121	17-19	6-29	23-48	Liberty-18	Hornacek-25	17,022S
72	3/29	@Dallas	L	98-105	17-19	6-30	23-49	Liberty/Macon-19	Blackman-22	16,203
73	3/31	MINNESOTA	L	114-121*	17-20	6-30	23-50	Williams-23	Richardson-27	12,335
74	4/2	@Houston	L	114-137	17-20	6-31	23-51	Liberty-23	Olajuwon/Floyd-17	13,651
75	4/5	SAN ANTONIO	L	87-90	17-21	6-31	23-52	Williams-25	Cummings-24	13,317
76	4/7	UTAH	L	101-124	17-22	6-31	23-53	Williams-20	K. Malone-24	13,537
77	4/9	@Sacramento	L	107-124	17-22	6-32	23-54	Liberty-25	Simmons-32	17,014
78	4/11	@LA Clippers	L	88-122	17-22	6-33	23-55	Liberty-19	Smith-29	15,800
79	4/13	@LA Lakers	L	93-100	17-22	6-34	23-56	Liberty-24	Teagle-27	17,137
80	4/15	LA LAKERS	W	110-107	18-22	6-34	24-56	Anderson-30	Divac-23	14,019
81	4/17	@San Antonio	L	94-108	18-22	6-35	24-57	Davis-20	Cummings-34	16,057
82	4/19	DALLAS	L	92-104	18-23	6-35	24-58	Williams-21	Iuzzolino-21	13,141

* Denotes number of overtime periods S McNichols Arena sellout





1992-93 ROSTER

NO.	PLAYER	POS	HT	WT	COLLEGE/YR	EXP
3	Mahmoud Abdul-Rauf	G	6-1	170	LSU '92	2
43	Kevin Brooks	F	6-8	200	SW Louisiana '91	1
00	Anthony Cook	F/C	6-9	215	Arizona '89	2
20	LaPhonso Ellis	F	6-8	240	Notre Dame '92	R
12	Winston Garland	G	6-2	175	SW Missouri St. '87	5
10	Scott Hastings	F/C	6-11	245	Arkansas '82	10
30	Marcus Liberty	F	6-8	205	Illinois '91	2
24	Todd Lichti	G	6-4	205	Stanford '89	3
1	Mark Macon	G	6-5	185	Temple '91	1
55	Dikembe Mutombo	C	7-2	245	Georgetown '91	1
14	Robert Pack	G	6-2	190	USC '91	1
23	Bryant Stith	G	6-5	208	Virginia '92	R
28	Robert Werdann	C	6-11	250	St. John's '92	R
34	Reggie Williams	F/G	6-7	195	Georgetown '87	5

Head Coach: Dan Issel (Kentucky '70)
Assistant Coaches: Gene Littles (High Point '69), Mike Evans (Kansas State '78)
Trainer: Jim Gillen (Ft. Hays State '74)

NUGGETS 1992-93 TEAM HIGHS & LOWS

	HIGH	LOW
Points	137 vs. Dallas, 4/21	80 @ Philadelphia, 3/23
Field Goals Made	54 vs. Dallas, 4/21	31 @ Minnesota, 1/15
Field Goals Attempted	115 @ Charlotte, 12/12	75 vs. Dallas, 2/6
Field Goal Percentage	(.575/50-87) @ Washington, 3/10	(.320/32-100) @ Chicago, 11/14
Three-Pointers Made	6 vs. LA Lakers, 3/2	*0 @ Golden State, 4/12
Three-Pointers Attempted	*12 @ Utah, 3/29	*1 @ San Antonio, 1/19
Three-Point Percentage	(.800/4-5) @ New Jersey, 1/28	*(.000/0-4) @ Golden State, 4/12
Free Throws Made	44 vs. Dallas, 2/6	7 @ Houston, 12/26
Free Throws Attempted	57 vs. Dallas, 2/6	*10 vs. Cleveland, 1/23
Free Throw Percentage	(.952/20-21) @ Houston, 2/27	(.533/8-15) @ Phoenix, 12/27
Total Rebounds	65 vs. LA Clippers, 4/18	27 @ San Antonio, 1/19
Offensive Rebounds	25 vs. LA Clippers, 4/18	6 @ San Antonio, 1/19
Defensive Rebounds	44 vs. Miami, 3/15	18 vs. Orlando, 3/20
Assists	35 @ Dallas, 1/21	10 vs. Dallas, 2/6
Steals	14 vs. Minnesota, 4/4	*3 @ San Antonio, 4/22
Turnovers	34 @ LA Lakers, 11/22	6 vs. Cleveland, 1/23
Blocked Shots	16 vs. New York, 1/13	*2 @ Portland, 1/12
Fouls	38 @ Utah, 12/5	16 @ Cleveland, 3/8

OPPONENTS 1992-93 TEAM HIGHS & LOWS

	HIGH	LOW
Points	131 @ San Antonio, 4/22	83 by LA Clippers, 4/18
Field Goals Made	53 @ Cleveland, 3/8	30 by Dallas, 1/16
Field Goals Attempted	112 @ Miami, 2/15	70 @ Utah, 2/3
Field Goal Percentage	(.605/49-81) @ Boston, 12/9	(.347/35-101) by New York, 1/13
Three-Pointers Made	8 by Houston, 4/14	*0 by LA Clippers, 4/18
Three-Pointers Attempted	16 by LA Lakers, 3/2	0 by LA Lakers, 12/19
Three-Point Percentage	(1.000/5-5) @ San Antonio, 4/22	*(.000/0-5) vs. LA Clippers, 4/18
Free Throws Made	41 by Philadelphia, 2/12	10 @ Minnesota, 3/16
Free Throws Attempted	51 by Minnesota, 11/21	11 @ Minnesota, 3/16
Free Throw Percentage	(.933/28-30) @ San Antonio, 4/22	(.517/15-29) @ Atlanta, 12/11
Total Rebounds	62 @ New Jersey, 3/6	31 by Sacramento, 11/25
Offensive Rebounds	24 @ New Jersey, 3/6	6 @ Boston, 12/9
Defensive Rebounds	46 @ Charlotte, 12/12	19 @ Seattle, 1/2
Assists	45 @ Cleveland, 3/8	11 by LA Clippers, 4/18
Steals	17 by Seattle, 2/23	2 @ Cleveland, 1/23
Turnovers	27 by Sacramento, 2/5	8 @ Washington, 3/10
Blocked Shots	17 @ Philadelphia, 3/23	0 by Minnesota, 4/4
Fouls	*36 @ Dallas, 2/24	11 @ Phoenix, 12/27

* Indicates repeated mark, and is the last time it happened.





1992-93 GAME-BY-GAME RESULTS (36-46)

NO.	DATE	OPP.	W-L	SCORE	HM.	RD.	TOT.	DEN. HIGH SCORER	OPP. HIGH SCORER	ATTEND.
1	11/7	SAN ANTONIO	W	125-121**	1-0	0-0	1-0	Abdul-Rauf-32	Robinson-30	17,022S
2	11/8	@Portland	L	104-123	1-0	0-1	1-1	Abdul-Rauf-32	Drexler-29	12,888
3	11/10	UTAH	L	109-118	1-1	0-1	1-2	Abdul-Rauf-27	K. Malone-29	10,456
4	11/14	@Chicago	L	84-117	1-1	0-2	1-3	Mutombo-17	Jordan-18	18,676
5	11/15	@Milwaukee	L	98-115	1-1	0-3	1-4	Abdul-Rauf-20	Edwards-32	14,882
6	11/17	@Indiana	L	98-128	1-1	0-4	1-5	Abdul-Rauf-23	Smits-27	10,034
7	11/19	DETROIT	W	99-87	2-1	0-4	2-5	Mutombo-23	Dumars-25	12,506
8	11/21	MINNESOTA	W	131-118	3-1	0-4	3-5	Lichti-24	Laettner-23	12,457
9	11/22	@LA Lakers	L	107-119	3-1	0-5	3-6	Abdul-Rauf-20	Threatt-32	13,841
10	11/25	SACRAMENTO	W	114-99	4-1	0-5	4-6	Abdul-Rauf-23	Richmond-20	8,467
11	11/27	@LA Clippers	W	109-106	4-1	1-5	5-6	Abdul-Rauf/Liberty-19	Harper-20	10,583
12	11/28	LA CLIPPERS	L	119-121	4-2	1-5	5-7	Ellis-27	M. Jackson-27	15,241
13	12/1	HOUSTON	W	112-105	5-2	1-5	6-7	Williams-35	Olajuwon-30	10,147
14	12/4	GOLDEN STATE	W	116-113	6-2	1-5	7-7	Mutombo-26	Mullin-34	12,936
15	12/5	@Utah	L	89-119	6-2	1-6	7-8	Ellis-14	K. Malone-30	19,911
16	12/9	@Boston	L	119-129	6-2	1-7	7-9	Abdul-Rauf-26	Lewis-36	14,890
17	12/11	@Atlanta	L	107-112*	6-2	1-8	7-10	Williams-27	Wilkins-30	10,885
18	12/12	@Charlotte	L	100-109	6-2	1-9	7-11	Williams-21	Three w/12	23,698
19	12/14	@New York	L	89-106	6-2	1-10	7-12	Abdul-Rauf-26	Smith-23	16,781
20	12/16	PORTLAND	L	99-100	6-3	1-10	7-13	Ellis-21	Drexler-25	11,816
21	12/19	LA LAKERS	L	86-92	6-4	1-10	7-14	Abdul-Rauf-21	Threatt-27	17,022S
22	12/22	@San Antonio	L	108-113	6-4	1-11	7-15	Plummer-20	Elliott/Ellis-23	16,057
23	12/23	PHOENIX	L	96-111	6-5	1-11	7-16	Abdul-Rauf-22	Majerle-25	17,022S
24	12/26	@Houston	L	82-90	6-5	1-12	7-17	Williams-16	Olajuwon-18	14,775
25	12/27	@Phoenix	L	88-129	6-5	1-13	7-18	Three w/12	Dumas-27	19,023
26	12/30	SAN ANTONIO	L	94-114	6-6	1-13	7-19	Abdul-Rauf-24	Robinson-29	17,022S
27	1/2	@Seattle	L	104-108	6-6	1-14	7-20	Williams-22	McKey-27	14,252
28	1/5	@Sacramento	L	106-126	6-6	1-15	7-21	Ellis-20	Richmond-25	17,317
29	1/8	HOUSTON	W	115-90	7-6	1-15	8-21	Williams/Abdul-Rauf-19	Olajuwon-18	13,032
30	1/9	SEATTLE	L	95-107	7-7	1-15	8-22	Williams/Pack-19	Kemp-25	12,933
31	1/12	@Portland	L	100-109	7-7	1-16	8-23	Williams-22	Robinson-19	12,888
32	1/13	NEW YORK	W	108-92	8-7	1-16	9-23	Williams-22	Starks-27	14,749
33	1/15	@Minnesota	L	89-99	8-7	1-17	9-24	Abdul-Rauf-20	Person-19	18,777
34	1/16	DALLAS	W	106-91	9-7	1-17	10-24	Pack-19	Harper-35	14,568
35	1/19	@San Antonio	L	110-121	9-7	1-18	10-25	Williams-30	Robinson-29	16,057
36	1/21	@Dallas	W	110-94	9-7	2-18	11-25	Abdul-Rauf-20	Moore-16	11,133
37	1/23	CLEVELAND	W	97-95	10-7	2-18	12-25	Abdul-Rauf-28	Nance/Price-20	17,022S
38	1/25	MINNESOTA	W	102-97	11-7	2-18	13-25	Abdul-Rauf-24	Person-29	10,178
39	1/27	@Golden State	L	95-123	11-7	2-19	13-26	Abdul-Rauf-17	Marcilionis-21	15,025
40	1/28	NEW JERSEY	W	110-100	12-7	2-19	14-26	Abdul-Rauf-32	Petrovic-21	10,582
41	1/30	CHICAGO	W	109-102	13-7	2-19	15-26	Mutombo-29	Jordan-39	17,022S
42	2/3	@Utah	L	96-100	13-7	2-20	15-27	Liberty-20	K. Malone-28	19,911
43	2/5	SACRAMENTO	W	116-103	14-7	2-20	16-27	Williams-29	Webb-21	14,409
44	2/6	DALLAS	W	111-93	15-7	2-20	17-27	Williams-23	White-15	13,546
45	2/9	@Seattle	W	96-92	15-7	3-20	18-27	Liberty/Ellis-16	Johnson-22	12,093
46	2/10	@LA Lakers	L	102-111	15-7	3-21	18-28	Abdul-Rauf-20	Worthy-21	14,351
47	2/12	PHILADELPHIA	W	126-122	16-7	3-21	19-28	Abdul-Rauf-31	Hornacek-37	16,211
48	2/13	WASHINGTON	W	123-104	17-7	3-21	20-28	Pack-21	Johnson-21	17,022S
49	2/15	@Miami	L	129-130**	17-7	3-22	20-29	Abdul-Rauf-27	Shaw-23	14,888
50	2/17	@Orlando	L	99-111	17-7	3-23	20-30	Abdul-Rauf-25	O'Neal-24	15,151
51	2/23	SEATTLE	L	99-103	17-8	3-23	20-31	Stith-17	Pierce-26	15,102
52	2/24	@Dallas	W	113-92	17-8	4-23	21-31	Abdul-Rauf/Ellis-23	Harper-23	10,780
53	2/27	@Houston	L	102-107	17-8	4-24	21-32	Williams-24	Olajuwon-24	15,244
54	2/28	CHARLOTTE	W	110-103	18-8	4-24	22-32	Abdul-Rauf-28	Mourning-24	17,022S
55	3/2	LA LAKERS	W	127-115	19-8	4-24	23-32	Liberty-25	Threatt-25	17,022S
56	3/4	PORTLAND	W	103-88	20-8	4-24	24-32	Abdul-Rauf-28	Kersey-15	15,177
57	3/6	@New Jersey	L	90-117	20-8	4-25	24-33	Hammonds-18	Petrovic-25	20,049
58	3/8	@Cleveland	L	107-122	20-8	4-26	24-34	Pack-22	Wilkins-23	18,289
59	3/10	@Washington	W	126-112	20-8	5-26	25-34	Ellis/Mutombo-20	Gugliotta-26	18,756
60	3/11	@Detroit	L	104-112	20-8	5-27	25-35	Mutombo-27	Thomas-33	21,454
61	3/15	MIAMI	L	100-103*	20-9	5-27	25-36	Abdul-Rauf-22	Rice-30	13,009
62	3/16	@Minnesota	L	97-100	20-9	5-28	25-37	Abdul-Rauf-24	West-28	17,818
63	3/18	BOSTON	L	101-105	20-10	5-28	25-38	Pack-27	Lewis-24	16,194
64	3/20	ORLANDO	L	108-114	20-11	5-28	25-39	Williams-24	Anderson-32	17,022S
65	3/22	UTAH	W	107-93	21-11	5-28	26-39	Mutombo-21	J. Malone-19	17,022S
66	3/23	@Philadelphia	L	80-88	21-11	5-29	26-40	Ellis-18	Hawkins-19	7,132
67	3/25	GOLDEN STATE	W	99-88	22-11	5-29	27-40	Mutombo-21	Alexander-20	12,854
68	3/27	INDIANA	W	123-106	23-11	5-29	28-40	Williams-29	Miller-26	17,022S
69	3/29	@Utah	W	114-101	23-11	6-29	29-40	Abdul-Rauf-23	K. Malone-26	19,911
70	3/31	ATLANTA	L	94-103	23-12	6-29	29-41	Ellis-23	Wilkins-23	15,202
71	4/2	MILWAUKEE	W	116-107	24-12	6-29	30-41	Stith-24	Day-30	15,970
72	4/4	MINNESOTA	W	120-94	25-12	6-29	31-41	Abdul-Rauf-24	West-29	16,461
73	4/6	@Sacramento	W	101-100	25-12	7-29	32-41	Abdul-Rauf-23	Webb-20	17,317
74	4/9	@Phoenix	L	97-98	25-12	7-30	32-42	Abdul-Rauf-20	Barkley-26	19,023
75	4/10	@LA Clippers	L	101-117	25-12	7-31	32-43	Abdul-Rauf-23	Manning-21	14,354
76	4/12	@Golden State	W	107-96	25-12	8-31	33-43	Williams-33	Alexander-22	15,025
77	4/14	HOUSTON	L	96-107	25-13	8-31	33-44	Abdul-Rauf-24	Maxwell-30	15,375
78	4/16	@Dallas	L	86-99	25-13	8-32	33-45	Mutombo-21	Jackson-29	13,964
79	4/18	LA CLIPPERS	W	94-83	26-13	8-32	34-45	Abdul-Rauf-24	Harper-17	16,075
80	4/21	DALLAS	W	137-122	27-13	8-32	35-45	Ellis/Abdul-Rauf-21	Jackson-29	16,490
81	4/22	San Antonio	L	111-131	27-13	8-33	35-46	Abdul-Rauf-20	Ellis-30	16,057
82	4/25	PHOENIX	W	120-118	28-13	8-33	36-46	Abdul-Rauf-23	Dumas-25	17,022S

* Denotes number of overtime periods S McNichols Arena sellout





1993-94 ROSTER

NO.	PLAYER	POS	HT	WT	COLLEGE/YR	EXP
3	Mahmoud Abdul-Rauf	G	6-1	162	LSU '92	3
43	Kevin Brooks	F	6-8	200	SW Louisiana '91	2
20	LaPhonso Ellis	F	6-8	240	Notre Dame '92	1
21	Tom Hammonds	F	6-9	225	Georgia Tech '89	4
4	Darnell Mee	G	6-5	175	Western Kentucky '93	R
55	Dikembe Mutombo	C	7-2	250	Georgetown '91	2
14	Robert Pack	G	6-2	190	USC '91	2
42	Mark Randall	F	6-9	235	Kansas '91	2
7	Alvin Robertson	G	6-4	208	Arkansas '84	11
54	Rodney Rogers	F	6-7	255	Wake Forest '94	R
23	Bryant Stith	G	6-5	208	Virginia '92	1
8	Brian Williams	F	6-11	260	Arizona '92	2
34	Reggie Williams	F/G	6-7	195	Georgetown '87	6

Head Coach: Dan Issel (Kentucky '70)
Assistant Coaches: Gene Littles (High Point '69), Mike Evans (Kansas State '78)
Trainer: Jim Gillen (Ft. Hays State '74)

NUGGETS 1993-94 TEAM HIGHS & LOWS

	HIGH	LOW
Points	132 vs. Washington, 3/20	74 vs. San Antonio, 11/16
Field Goals Made	52 vs. Washington, 3/20	29 vs. Sacramento, 3/18
Field Goals Attempted	100 vs. Portland, 1/18	69 vs. New York, 2/25
Field Goal Percentage	(.597/43-72) vs. Dallas, 12/5	(.355/32-90) @ San Antonio, 2/10
Three-Pointers Made	7 vs. San Antonio, 3/14	*0 vs. LA Lakers, 4/19
Three-Pointers Attempted	14 vs. Sacramento, 3/18	0 vs. Minnesota, 12/26
Three-Point Percentage	(.583/7-12) vs. San Antonio, 3/14	*(.000/0-6) vs. LA Lakers, 4/19
Free Throws Made	41 vs. Sacramento, 3/18	8 vs. Philadelphia, 1/2
Free Throws Attempted	53 vs. Sacramento, 3/18	11 @ Portland, 11/23
Free Throw Percentage	(.900/18-20) @ Houston, 2/22	(.526/10-19) @ Minnesota, 11/20
Total Rebounds	61 @ Houston, 12/23	31 vs. Philadelphia, 1/2
Offensive Rebounds	24 vs. LA Clippers, 11/7	4 @ Phoenix, 4/3
Defensive Rebounds	44 @ Houston, 12/23	18 vs. Golden State, 11/13
Assists	39 @ Milwaukee, 2/16	13 vs. LA Clippers, 11/7
Steals	16 vs. Golden State, 11/13	2 @ San Antonio, 12/11
Turnovers	24 @ Charlotte, 12/17	7 vs. San Antonio, 3/14
Blocked Shots	18 vs. LA Clippers, 4/5	1 @ San Antonio, 12/11
Fouls	32 @ Minnesota, 1/5	13 @ LA Lakers, 4/8

OPPONENTS 1993-94 TEAM HIGHS & LOWS

	HIGH	LOW
Points	130 @ Phoenix, 11/24	78 @ San Antonio, 4/13
Field Goals Made	49 @ Seattle, 11/9	*29 @ San Antonio, 4/13
Field Goals Attempted	99 by Charlotte, 12/3	69 @ San Antonio, 4/13
Field Goal Percentage	(.585/48-82) by Chicago, 2/1	(.312/29-93) @ LA Lakers, 11/12
Three-Pointers Made	8 @ Seattle, 11/9	0 vs. Minnesota, 3/6
Three-Pointers Attempted	20 by Sacramento, 3/18	*1 @ Indiana, 1/12
Three-Point Percentage	(.625/5-8) by Sacramento, 3/18	(.000/0-2) vs. Minnesota, 3/6
Free Throws Made	36 @ Indiana, 1/12	11 by LA Clippers, 4/5
Free Throws Attempted	46 @ Phoenix, 11/24	16 by LA Clippers, 4/5
Free Throw Percentage	(1.000/20-20) by Portland, 1/18	(.520/13-25) by LA Lakers, 4/19
Total Rebounds	53 @ Miami, 3/9	30 by Washington, 3/20
Offensive Rebounds	23 @ Orlando, 3/8	5 @ Indiana, 1/12
Defensive Rebounds	39 by Golden State, 12/30	19 @ LA Lakers, 4/8
Assists	37 @ Phoenix, 11/24	10 by Dallas, 2/6
Steals	16 @ Washington, 3/11	2 by Boston, 2/23
Turnovers	24 @ LA Clippers, 4/20	6 by Chicago, 2/1
Blocked Shots	13 by Golden State, 12/30	1 by Cleveland, 11/18
Fouls	37 by Sacramento, 3/18	14 @ Milwaukee, 2/16

* Indicates repeated mark, and is the last time it happened.





1993-94 GAME-BY-GAME RESULTS (42-40)

NO.	DATE	OPP.	W-L	SCORE	HM.	RD.	TOT.	DEN. HIGH SCORER	OPP. HIGH SCORER	ATTEND.
1	11/5	@Sacramento	L	100-109	0-0	0-1	0-1	Abdul-Rauf-25	Tisdale-21	17,317
2	11/7	LA CLIPPERS	W	99-97	1-0	0-1	1-1	Abdul-Rauf-26	Manning-33	17,171S
3	11/9	@Seattle	L	86-118	1-0	0-2	1-2	Abdul-Rauf-25	Perkins-28	14,253
4	11/12	@LA Lakers	W	113-84	1-0	1-2	2-2	Abdul-Rauf-25	Christie-21	11,215
5	11/13	GOLDEN STATE	L	98-106	1-1	1-2	2-3	Abdul-Rauf-28	Sprewell-19	17,171S
6	11/16	SAN ANTONIO	L	74-86	1-2	1-2	2-4	Abdul-Rauf-16	Ellis/Robinson-7	13,549
7	11/18	CLEVELAND	W	100-93	2-2	1-2	3-4	Abdul-Rauf-22	Williams-20	13,381
8	11/20	@Minnesota	W	90-89	2-2	2-2	4-4	Abdul-Rauf/Stith-22	Rider-20	18,023
9	11/23	@Portland	L	94-109	2-2	2-3	4-5	Abdul-Rauf-24	Drexler-27	12,888
10	11/24	@Phoenix	L	97-130	2-2	2-4	4-6	Ellis-14	Barkley-21	19,023
11	11/26	PORTLAND	W	112-101	3-2	2-4	5-6	Abdul-Rauf/Stith-28	C. Robinson-28	17,171S
12	11/27	NEW JERSEY	W	111-89	4-2	2-4	6-6	Rogers-23	Edwards-21	16,127
13	11/30	@Utah	L	92-103	4-2	2-5	6-7	Abdul-Rauf-18	K. Malone-28	18,546
14	12/3	CHARLOTTE	W	102-94	5-2	2-5	7-7	Abdul-Rauf-25	Mourning-36	17,171S
15	12/5	DALLAS	W	115-110	6-2	2-5	8-7	Abdul-Rauf-22	Mashburn-28	13,991
16	12/7	@Golden State	L	90-95	6-2	2-6	8-8	R. Williams-16	Sprewell-23	15,025
17	12/10	UTAH	W	107-98	7-2	2-6	9-8	Abdul-Rauf-25	K. Malone-27	16,327
18	12/11	@San Antonio	L	100-105	7-2	2-7	9-9	Stith-33	Robinson-31	16,784
19	12/14	@New York	L	84-93	7-2	2-8	9-10	Ellis-21	Ewing-20	19,763
20	12/15	@Philadelphia	L	93-101	7-2	2-9	9-11	Abdul-Rauf-23	Hornacek-25	9,243
21	12/17	@Charlotte	L	96-99	7-2	2-10	9-12	Stith-19	Mourning-26	23,698
22	12/18	@Atlanta	L	96-102	7-2	2-11	9-13	Abdul-Rauf-22	Willis-31	12,505
23	12/21	PHOENIX	W	121-95	8-2	2-11	10-13	Abdul-Rauf-27	Green-20	17,171S
24	12/23	@Houston	W	106-93	8-2	3-11	11-13	Abdul-Rauf-24	Olajuwon-35	16,611
25	12/26	MINNESOTA	W	100-97	9-2	3-11	12-13	Ellis/R.Williams-16	Person-22	17,171S
26	12/28	@Dallas	W	97-85	9-2	4-11	13-13	Stith-21	Rooks-25	14,136
27	12/30	GOLDEN STATE	W	101-96	10-2	4-11	14-13	Abdul-Rauf-22	Sprewell-28	17,171S
28	1/2	PHILADELPHIA	L	80-96	10-3	4-11	14-14	Ellis-15	Weatherspoon-21	13,496
29	1/4	LA LAKERS	L	118-119	10-4	4-11	14-15	R.Williams-27	Worthy-27	17,171S
30	1/5	@Minnesota	L	95-109	10-4	4-12	14-16	Abdul-Rauf-25	Williams-22	17,134
31	1/7	SAN ANTONIO	L	76-84	10-5	4-12	14-17	R.Williams-18	Robinson-18	16,035
32	1/8	SACRAMENTO	W	104-98	11-5	4-12	15-17	Ellis-22	Richmond-28	14,709
33	1/11	@Detroit	W	94-86	11-5	5-12	16-17	Ellis/R.Williams-19	Dumars-18	17,685
34	1/12	@Indiana	L	96-107	11-5	5-13	16-18	Stith-20	Miller-29	9,335
35	1/14	@New Jersey	L	96-103	11-5	5-14	16-19	Three w/15	Gilliam-24	20,049
36	1/16	@Boston	L	100-105	11-5	5-15	16-20	Abdul-Rauf-20	Radja-29	14,890
37	1/18	PORTLAND	L	103-104*	11-6	5-15	16-21	Ellis-28	C. Robinson-32	14,295
38	1/20	HOUSTON	W	111-106**	12-6	5-15	17-21	R. Williams-25	Thorpe-24	17,171S
39	1/22	SEATTLE	W	98-91	13-6	5-15	18-21	Abdul-Rauf-22	Kemp-26	17,171S
40	1/27	INDIANA	W	113-106	14-6	5-15	19-21	Rogers-25	Miller-21	15,529
41	1/29	DETROIT	W	128-110	15-6	5-15	20-21	Stith-23	Dumars-31	17,171S
42	2/1	CHICAGO	L	98-118	15-7	5-15	20-22	Rogers-18	Pippen-28	17,171S
43	2/2	@Golden State	L	84-97	15-7	5-16	20-23	Ellis-18	Mullin-22	15,025
44	2/4	@Sacramento	W	108-83	15-7	6-16	21-23	Ellis-19	Smith-14	17,317
45	2/6	DALLAS	W	99-89	16-7	6-16	22-23	Ellis-21	Mashburn-17	15,389
46	2/8	UTAH	L	95-96	16-8	6-16	22-24	Rogers-23	K. Malone-24	14,897
47	2/10	@San Antonio	L	87-94	16-8	6-17	22-25	Ellis-23	Robinson-29	17,583
48	2/15	@Cleveland	L	99-111	16-8	6-18	22-26	Abdul-Rauf/Ellis-21	Wilkins-27	17,124
49	2/16	@Milwaukee	W	107-95	16-8	7-18	23-26	Abdul-Rauf-21	Barry-17	14,131
50	2/18	@Chicago	W	109-84	16-8	8-18	24-26	Stith-28	Pippen-18	18,676
51	2/20	ATLANTA	W	97-92	17-8	8-18	25-26	Abdul-Rauf-19	Willis-10	17,171S
52	2/22	@Houston	L	97-98	17-8	8-19	25-27	Ellis-19	Olajuwon-33	12,043
53	2/23	BOSTON	W	102-94	18-8	8-19	26-27	Ellis-29	Fox-20	17,171S
54	2/25	NEW YORK	W	102-94	19-8	8-19	27-27	Abdul-Rauf-28	Ewing-35	17,171S
55	2/27	@Portland	L	97-104	19-8	8-20	27-28	Abdul-Rauf-28	Drexler-22	12,888
56	3/4	ORLANDO	W	98-89	20-8	8-20	28-28	R.Williams-20	Hardaway-23	17,171S
57	3/6	MINNESOTA	W	117-97	21-8	8-20	29-28	Abdul-Rauf-23	Smith-25	17,171S
58	3/8	@Orlando	L	88-95	21-8	8-21	29-29	Abdul-Rauf-21	O'Neal-29	15,291
59	3/9	@Miami	L	80-102	21-8	8-22	29-30	Rogers-14	Rice-26	14,929
60	3/11	@Washington	L	93-100	21-8	8-23	29-31	R.Williams/Rogers-19	MacLean-22	18,756
61	3/14	SAN ANTONIO	W	116-88	22-8	8-23	30-31	Abdul-Rauf-33	Del Negro-16	17,171S
62	3/17	@LA Clippers	W	102-99	22-8	9-23	31-31	Mutombo/Abdul-Rauf-21	Wilkins-35	9,661
63	3/18	SACRAMENTO	L	103-115	22-9	9-23	31-32	Pack-24	Richmond-29	17,171S
64	3/20	WASHINGTON	W	132-99	23-9	9-23	32-32	Abdul-Rauf-23	Chapman-39	17,171S
65	3/22	MILWAUKEE	W	108-94	24-9	9-23	33-32	Abdul-Rauf-22	Murdoch-30	15,424
66	3/24	MIAMI	W	113-101	25-9	9-23	34-32	Abdul-Rauf-25	Rice-18	17,171S
67	3/26	DALLAS	W	112-101	26-9	9-23	35-32	Mutombo-27	Jackson-20	17,171S
68	3/28	@Seattle	L	97-111	26-9	9-24	35-33	Ellis-20	Payton-23	14,551
69	4/2	@Utah	L	91-101	26-9	9-25	35-34	Abdul-Rauf-19	Malone-31	19,911
70	4/3	@Phoenix	L	98-108	26-9	9-26	35-35	Abdul-Rauf-21	K. Johnson-42	19,023
71	4/5	LA CLIPPERS	L	91-92	26-10	9-26	35-36	Abdul-Rauf/Ellis-21	Grant-26	16,716
72	4/7	SEATTLE	W	104-90	27-10	9-26	36-36	R. Williams-24	Kemp-20	17,171S
73	4/8	@LA Lakers	W	112-99	27-10	10-26	37-36	Rogers-21	Divac-33	17,505
74	4/10	HOUSTON	L	92-93	27-11	10-26	37-37	Abdul-Rauf-29	Olajuwon-31	17,171S
75	4/12	PHOENIX	L	102-107	27-12	10-26	37-38	Abdul-Rauf-25	K. Johnson-25	17,171S
76	4/13	@San Antonio	W	83-78	27-12	11-26	38-38	Rogers-18	Robinson-32	16,746
77	4/15	@Dallas	L	97-99	27-12	11-27	38-39	Ellis-23	Rooks-24	12,048
78	4/17	@Minnesota	W	99-88	27-12	12-27	39-39	Ellis-21	Laettner-19	17,388
79	4/19	LA LAKERS	W	105-98	28-12	12-27	40-39	Ellis-28	Divac-22	17,171S
80	4/20	@LA Clippers	W	100-85	28-12	13-27	41-39	Ellis-21	J. Williams-16	11,931
81	4/22	UTAH	L	106-113	28-13	13-27	41-40	Abdul-Rauf-31	Malone-38	17,171S
82	4/24	@Houston	W	115-107	28-13	14-27	42-40	Pack-23	Olajuwon-34	16,611

* Denotes number of overtime periods † McNichols Arena sellout





1994-95 ROSTER

NO.	PLAYER	POS	HT	WT	COLLEGE/YR	EXP
1	Mahmoud Abdul-Rauf	G	6-1	162	LSU '92	4
3	Dale Ellis	F/G	6-7	215	Tennessee '83	11
20	LaPhonso Ellis	F	6-8	240	Notre Dame '92	2
9	Greg Grant	G	5-7	140	Trenton (N.J.) State '89	5
21	Tom Hammonds	F	6-9	225	Georgia Tech '89	5
53	Cliff Levingston	C/F	6-8	225	Wichita State '82	10
55	Dikembe Mutombo	C	7-2	250	Georgetown '91	3
14	Robert Pack	G	6-2	190	USC '91	3
42	Mark Randall	F	6-9	235	Kansas '91	3
7	Eldridge Recasner	G	6-3	190	Washington '90	R
54	Rodney Rogers	F	6-7	255	Wake Forest '94	1
5	Jalen Rose	G	6-8	210	Michigan '95	R
35	Reggie Slater	F	6-7	250	Wyoming '92	R
23	Bryant Stith	G	6-5	208	Virginia '92	2
8	Brian Williams	F	6-11	260	Arizona '92	3
34	Reggie Williams	F/G	6-7	195	Georgetown '87	7

Head Coach: Bernie Bickerstaff (San Diego '68)
Assistant Coaches: Gene Littles (High Point '69), Tom Nissalke (Florida State '57)
Trainer: Jim Gillen (Ft. Hays State '74)

NUGGETS 1994-95 TEAM HIGHS & LOWS

	HIGH	LOW
Points	130 @ Golden State, 4/22	73 @ Golden State, 1/16
Field Goals Made	50 @ Golden State, 4/22	26 @ Utah, 2/1
Field Goals Attempted	104 @ Golden State, 4/22	66 vs. Utah, 2/26
Field Goal Percentage	(.613/46-75) vs. Sacramento, 3/16	(.351/26-74) @ Utah, 2/1
Three-Pointers Made	11 vs. Houston, 1/14	1 vs. Detroit, 11/17
Three-Pointers Attempted	28 @ Utah, 3/22	5 @ Boston, 12/12
Three-Point Percentage	(.714/5-7) vs. Portland, 3/8	(.083/1-12) vs. Detroit, 11/17
Free Throws Made	39 vs. Minnesota, 11/4	*7 @ Philadelphia, 2/18
Free Throws Attempted	50 vs. San Antonio, 11/15	9 @ Philadelphia, 2/18
Free Throw Percentage	(.895/17-19) @ Milwaukee, 3/12	(.536/15-28) vs. New Jersey, 1/27
Total Rebounds	67 @ LA Lakers, 11/11 (OT)	28 @ Boston, 12/12
Offensive Rebounds	23 @ LA Lakers, 11/11 (OT)	6 @ Indiana, 3/31
Defensive Rebounds	44 @ LA Lakers, 11/11 (OT)	19 @ Utah, 2/1
Assists	36 @ Golden State, 4/22	*13 @ New York, 3/14
Steals	17 @ Golden State, 4/22	1 vs. Charlotte, 12/3
Turnovers	32 @ LA Lakers, 11/11 (OT)	*9 vs. Houston, 4/9
Blocked Shots	*13 vs. San Antonio, 4/16	*2 @ Washington, 2/19
Fouls	42 @ Golden State, 4/22	13 @ LA Lakers, 2/3

OPPONENTS 1994-95 TEAM HIGHS & LOWS

	HIGH	LOW
Points	129 @ Golden State, 4/22	74 @ LA Lakers, 2/3
Field Goals Made	51 @ Utah, 2/1	25 @ Golden State, 1/16
Field Goals Attempted	115 @ LA Lakers 11/11	59 @ Seattle, 2/24
Field Goal Percentage	(.600/51-85) @ Utah, 2/1	(.313/30-96) @ Dallas, 12/1
Three-Pointers Made	16 by Houston, 4/9	*1 by Minnesota, 4/19
Three-Pointers Attempted	31 @ Phoenix, 1/17	4 @ Utah, 2/1
Three-Point Percentage	(.700/7-10) by Utah, 2/26	(.063/1-16) @ Dallas, 12/1
Free Throws Made	35 by Seattle, 4/6	7 @ LA Lakers, 2/3
Free Throws Attempted	47 by Seattle, 4/6	9 @ LA Lakers, 2/3
Free Throw Percentage	(.917/33-36) by San Antonio, 12/21	(.474/9-19) @ Houston, 1/31
Total Rebounds	64 @ Golden State, 4/22	23 by Utah, 2/26
Offensive Rebounds	32 @ Dallas, 11/8	4 @ Detroit, 3/10
Defensive Rebounds	46 @ Golden State, 4/22	18 by Utah, 2/26
Assists	41 @ Utah, 2/1	9 by LA Lakers, 2/7
Steals	*18 @ Seattle, 2/24	1 by Golden State, 11/5
Turnovers	*24 @ Golden State, 4/22	9 @ Phoenix, 1/17
Blocked Shots	13 @ Utah, 3/22	0 by Phoenix, 4/14
Fouls	38 @ LA Lakers, 11/11	13 Houston, 1/31

* Indicates repeated mark, and is the last time it happened.





1994-95 GAME-BY-GAME RESULTS (41-41)

NO.	DATE	OPP.	W-L	SCORE	HM.	RD.	TOT.	DEN. HIGH SCORER	OPP. HIGH SCORER	ATTEND.
1	11/4	MINNESOTA	W	130-108	1-0	0-0	1-0	Stith-25	Marshall-26	17,171S
2	11/5	GOLDEN ST.	L	104-108	1-1	0-0	1-1	Rogers-22	Hardaway-28	17,171S
3	11/8	@Dallas	W	115-107	1-1	1-0	2-1	Rogers-28	Jackson-37	12,526
4	11/11	@L.A. Lakers	W	124-117*	1-1	2-0	3-1	Stith-23	Van Exel-21	16,950
5	11/12	UTAH	W	119-110	2-1	2-0	4-1	Pack-26	Hornacek-35	17,171S
6	11/15	SAN ANTONIO	W	112-99	3-1	2-0	5-1	Pack-30	Robinson-33	17,171S
7	11/17	DETROIT	L	92-94	3-2	2-0	5-2	Stith-22	Dumars-21	17,171S
8	11/19	HOUSTON	L	101-109	3-3	2-0	5-3	R.Williams-26	Olajuwon-26	17,171S
9	11/23	CHICAGO	W	113-111	4-3	2-0	6-3	Rogers-31	Pippen-29	17,171S
10	11/25	@Sacramento	L	105-108*	4-3	2-1	6-4	Pack-24	Richmond-33	17,317
11	11/26	DALLAS	L	123-124*	4-4	2-1	6-5	Rogers-25	Jackson-50	17,171S
12	11/29	@Houston	L	81-96	4-4	2-2	6-6	Rogers-16	Olajuwon-27	14,295
13	12/1	@Dallas	W	89-80	4-4	3-2	7-6	Rogers-25	Jackson-26	13,929
14	12/3	CHARLOTTE	W	99-88	5-4	3-2	8-6	Rogers,Stith-17	Curry-19	17,171S
15	12/6	@Minnesota	W	102-95	5-4	4-2	9-6	D.Ellis-18	West-25	13,669
16	12/10	WASHINGTON	W	111-89	6-4	4-2	10-6	Abdul-Rauf-31	Cheaney-17	17,171S
17	12/12	@Boston	L	103-113	6-4	4-3	10-7	Stith-21	Brown,Elisson-19	14,890
18	12/14	@Orlando	L	96-120	6-4	4-4	10-8	Slater-16	O'Neal-24	16,010
19	12/15	@Miami	W	101-99	6-4	5-4	11-8	R.Williams-21	Willis-29	14,531
20	12/17	@Charlotte	L	92-111	6-4	5-5	11-9	Abdul-Rauf-15	Hawkins-28	23,698
21	12/19	BOSTON	W	104-85	7-4	5-5	12-9	Abdul-Rauf-27	Fox-17	17,171S
22	12/21	SAN ANTONIO	L	97-111	7-5	5-5	12-10	Abdul-Rauf-21	Robinson-34	17,171S
23	12/23	@Phoenix	L	110-126	7-5	5-6	12-11	Abdul-Rauf-22	Johnson-21	19,023
24	12/25	SEATTLE	W	105-96	8-5	5-6	13-11	Abdul-Rauf-23	Gill,Schrempf-21	17,171S
25	12/27	INDIANA	L	91-95	8-6	5-6	13-12	Abdul-Rauf-23	Smits-33	17,171S
26	12/29	@Portland	L	93-104	8-6	5-7	13-13	Abdul-Rauf-18	C.Robinson-27	12,888
27	12/30	PORTLAND	W	118-114	9-6	5-7	14-13	Abdul-Rauf-26	Drexler-39	17,171S
28	1/3	@Minnesota	W	108-99**	9-6	6-7	15-13	Pack-23	Rider-26	12,739
29	1/4	@Chicago	L	80-86	9-6	6-8	15-14	Mutombo-18	Pippen-21	22,198
30	1/7	PHOENIX	L	100-109	9-7	6-8	15-15	Stith-18	Barkley-22	17,171S
31	1/8	MILWAUKEE	W	102-96*	10-7	6-8	16-15	Pack,R.Williams,Stith-16	Robinson-21	17,171S
32	1/11	@Utah	L	88-114	10-7	6-9	16-16	D.Ellis,Rose-15	Malone-22	19,911
33	1/12	DALLAS	W	94-78	11-7	6-9	17-16	Rogers-16	Jackson,Mashburn-15	17,171S
34	1/14	HOUSTON	W	118-104	12-7	6-9	18-16	Abdul-Rauf-36	Olajuwon-41	17,171S
35	1/16	@Golden St.	L	73-77	12-7	6-10	18-17	Rogers-20	Hardaway-21	15,025
36	1/17	@Phoenix	L	113-129	12-7	6-11	18-18	Abdul-Rauf-27	Majerle-32	19,023
37	1/20	ORLANDO	L	108-112*	12-8	6-11	18-19	Mutombo,R.Williams-15	Hardaway-27	17,171S
38	1/21	CLEVELAND	L	100-101**	12-9	6-11	18-20	D.Ellis-24	Mills-20	17,171S
39	1/24	@Seattle	L	89-111	12-9	6-12	18-21	Abdul-Rauf-27	Kemp-19	16,352
40	1/27	NEW JERSEY	W	96-90	13-9	6-12	19-21	D.Ellis-17	Anderson-19	17,171S
41	1/28	@San Antonio	L	77-103	13-9	6-13	19-22	Pack-12	Elliott-31	32,820
42	1/31	@Houston	L	74-86	13-9	6-14	19-23	Rogers-23	Olajuwon-25	14,761
43	2/1	@Utah	L	88-129	13-9	6-15	19-24	Stith-16	Malone-30	19,911
44	2/3	@L.A. Lakers	W	88-74	13-9	7-15	20-24	Rogers-24	Divac-27	14,493
45	2/7	L.A. LAKERS	L	83-85	13-10	7-15	20-25	D.Ellis-18	Jones-20	17,171S
46	2/9	GOLDEN ST.	L	101-109	13-11	7-15	20-26	R.Williams-18	Sprewell-30	17,171S
47	2/14	ATLANTA	L	88-99	13-12	7-15	20-27	B.Williams-29	Smith-30	17,171S
48	2/16	@New Jersey	L	94-100	13-12	7-16	20-28	Abdul-Rauf-25	Anderson-20	15,692
49	2/18	@Philadelphia	L	89-95	13-12	7-17	20-29	Abdul-Rauf-19	Barros-24	16,084
50	2/19	@Washington	W	94-92	13-12	8-17	21-29	Abdul-Rauf-23	Cheaney-27	18,756
51	2/21	L.A. CLIPPERS	W	118-80	14-12	8-17	22-29	Pack-20	Piatkowski-14	17,171S
52	2/23	PHILADELPHIA	W	105-75	15-12	8-17	23-29	R.Williams-20	Grayer-22	17,171S
53	2/24	@Seattle	L	86-90	15-12	8-18	23-30	R.Williams-17	Schrempf-22	18,056
54	2/26	UTAH	L	96-110	15-13	8-18	23-31	Abdul-Rauf-19	Malone-34	17,171S
55	2/28	MINNESOTA	W	114-101	16-13	8-18	24-31	Mutombo-26	Rider-20	17,171S
56	3/3	MIAMI	W	100-98	17-13	8-18	25-31	Abdul-Rauf-22	Rice-24	17,171S
57	3/4	@L.A. Clippers	W	101-89	17-13	9-18	26-31	Mutombo-21	Vaught-17	9,334
58	3/7	@Dallas	W	99-96	17-13	10-18	27-31	Abdul-Rauf-29	Mashburn,Tarpley-26	14,954
59	3/8	@Atlanta	L	88-99	17-13	10-19	27-32	Rose-21	Norman-33	11,424
60	3/10	@Detroit	W	99-88	17-13	11-19	28-32	Rose-20	Houston-36	21,454
61	3/12	@Milwaukee	W	109-93	17-13	12-19	29-32	Rogers-21	Baker-21	17,189
62	3/14	@New York	L	74-94	17-13	12-20	29-33	Abdul-Rauf-15	Ewing-21	19,763
63	3/16	SACRAMENTO	W	123-101	18-13	12-20	30-33	Abdul-Rauf,D.Ellis-19	Richmond-17	17,171S
64	3/18	PORTLAND	W	110-90	19-13	12-20	31-33	Abdul-Rauf,Rogers-17	C.Robinson-17	17,171S
65	3/20	@Sacramento	L	89-91	19-13	12-21	31-34	Abdul-Rauf-27	Richmond-20	17,317
66	3/22	@Utah	L	91-103	19-13	12-22	31-35	Abdul-Rauf-22	Malone-23	19,911
67	3/23	NEW YORK	L	101-104	19-14	12-22	31-36	Abdul-Rauf-30	Ewing-22	17,171S
68	3/26	@Portland	W	102-98	19-14	13-22	32-36	Stith-19	Strickland-32	12,888
69	3/27	L.A. CLIPPERS	W	113-104	20-14	13-22	33-36	R.Williams-21	Murray,Piatkowski-18	17,171S
70	3/31	@Indiana	W	107-92	20-14	14-22	34-36	Abdul-Rauf,Mutombo-22	Smits-23	16,705
71	4/2	@Cleveland	W	104-101	20-14	15-22	35-36	Abdul-Rauf-32	Price-21	20,562
72	4/4	L.A. LAKERS	L	101-104	20-15	15-22	35-37	R.Williams-23	Jones,Van Exel-19	17,171S
73	4/6	SEATTLE	L	100-106	20-16	15-22	35-38	Abdul-Rauf-29	Schrempf-27	17,171S
74	4/9	HOUSTON	L	120-123	20-17	15-22	35-39	Abdul-Rauf-34	Drexler-34	17,171S
75	4/10	@Minnesota	W	114-107	20-17	16-22	36-39	Abdul-Rauf,R.Williams-20	Gugliotta-30	16,161
76	4/13	@L.A. Clippers	W	125-103	20-17	17-22	37-39	R.Williams-31	Dehere-25	9,481
77	4/14	PHOENIX	W	102-87	21-17	17-22	38-39	Stith-27	Johnson-24	17,171S
78	4/16	SAN ANTONIO	L	109-112*	21-18	17-22	38-40	Rogers-31	Robinson-42	17,171S
79	4/18	@San Antonio	L	96-107	21-18	17-23	38-41	Rose,Stith-20	Robinson-30	18,481
80	4/19	MINNESOTA	W	106-81	22-18	17-23	39-41	R.Williams-26	Laettner-23	17,171S
81	4/22	@Golden St.	W	130-129**	22-18	18-23	40-41	R.Williams-27	Marshall-29	15,025
82	4/23	SACRAMENTO	W	102-89	23-18	18-23	41-41	R.Williams-23	Richmond-32	17,171S

* Denotes number of overtime periods S McNichols Arena sellout





1995-96 ROSTER

NO.	PLAYER	POS	HT	WT	COLLEGE/YR	EXP
1	Mahmoud Abdul-Rauf	G	6-1	162	LSU '92	5
8	Rastko Cvetkovic	C	7-1	260	Yugoslavia '95	R
3	Dale Ellis	G/F	6-7	215	Tennessee '83	12
20	LaPhonso Ellis	F	6-8	240	Notre Dame '92	3
50	Matt Fish	C	6-11	235	UNC-Wilmington '92	1
9	Greg Grant	G	5-7	140	Trenton (NJ) State '89	5
21	Tom Hammonds	F	6-9	225	Georgia Tech '89	6
7	Don MacLean	F	6-10	225	UCLA '92	3
24	Antonio McDyess	F	6-9	220	Alabama '97	R
55	Dikembe Mutombo	C	7-2	250	Georgetown '91	4
11	Doug Overton	G	6-3	190	La Salle '91	3
5	Jalen Rose	G	6-8	210	Michigan '95	1
23	Bryant Stith	G	6-5	208	Virginia '92	3
34	Reggie Williams	F/G	6-7	195	Georgetown '87	8

Head Coach: Bernie Bickerstaff (San Diego '68)
Assistant Coaches: Gene Littles (High Point '69), Bob Kloppenburg (USC '50)
Trainer: Jim Gillen (Ft. Hays State '74)

NUGGETS 1995-96 TEAM HIGHS & LOWS

	HIGH	LOW
Points	137 @ Phoenix (30T), 11/15	69 @ Portland, 1/16
Field Goals Made	53 @ Phoenix (30T), 11/15	25* @ Indiana, 12/12
Field Goals Attempted	110 @ Phoenix (30T), 11/15	63 @ Seattle, 1/24
Field Goal Percentage	(.562/41-73) @ Toronto, 3/18	(.325/25-77) @ Indiana, 12/12
Three-Pointers Made	14 @ Utah, 12/7	0 vs. Washington, 2/27
Three-Pointers Attempted	26* @ Sacramento, 1/4	5* @ Sacramento, 4/15
Three-Point Percentage	(.667/4-6) @ Vancouver, 3/28	(.000/0-6) vs. Washington, 2/27
Free Throws Made	35* @ Toronto, 3/18	5 @ Chicago, 3/15
Free Throws Attempted	43 vs. Detroit, 12/4	10 @ Chicago, 3/15
Free Throw Percentage	(.941/32-34) vs. Seattle, 11/8	(.500*/5-10) @ Chicago, 3/15
Total Rebounds	62 vs. LA Lakers, 4/9	25 @ Portland, 2/22
Offensive Rebounds	26 vs. Vancouver, 4/19	5* vs. Portland, 4/5
Defensive Rebounds	42* vs. Charlotte (20T), 3/26	18 vs. Indiana, 1/2
Assists	37 vs. Dallas, 12/26	9 @ Indiana, 12/12
Steals	14 vs. LA Clippers, 2/8	1* vs. LA Lakers, 4/9
Turnovers	27* vs. Vancouver, 4/19	7 vs. Charlotte (20T), 3/26
Blocked Shots	16 vs. Toronto, 1/27	1 @ Golden State, 4/4
Fouls	39 @ Phoenix (30T), 11/15	36 by Atlanta, 11/21

OPPONENTS 1995-96 TEAM HIGHS & LOWS

	HIGH	LOW
Points	137 by Dallas, 2/29	78 by Minnesota, 4/2
Field Goals Made	52 @ Orlando, 2/13	24 by Detroit, 12/4
Field Goals Attempted	103 by Charlotte (20T), 3/26	65 by Detroit, 12/4
Field Goal Percentage	(.605/46-76) @ Indiana, 12/12	(.337/33-98) by Toronto, 1/27
Three-Pointers Made	18 by Dallas, 2/29	1* by Sacramento, 1/20
Three-Pointers Attempted	37 by Dallas, 2/29	5 @ New Jersey, 3/21
Three-Point Percentage	(.875/7-8) by LA Clippers, 12/23	(.059/1-17) by Miami, 1/6
Free Throws Made	37 @ Phoenix (30T), 11/15	7* by Milwaukee, 3/30
Free Throws Attempted	46 @ Phoenix (30T), 11/15	8 @ Chicago, 3/15
Free Throw Percentage	(.933*/14-15) @ Vancouver, 1/10	(.538/7-13) by Milwaukee, 3/30
Total Rebounds	62 by Charlotte (20T), 3/26	26 by Cleveland, 1/12
Offensive Rebounds	24 @ Utah, 12/7	4 by Vancouver, 4/19
Defensive Rebounds	45 by Charlotte (20T), 3/26	18 by Golden State, 3/9
Assists	36 @ Houston, 4/11	12* by Seattle, 4/21
Steals	18 by Vancouver, 4/19	2 by Sacramento, 4/15
Turnovers	27 @ LA Lakers, 11/3	4 by LA Lakers, 4/9
Blocked Shots	12* by LA Lakers, 4/9	1* @ Seattle, 1/24
Fouls	36 by Atlanta, 11/21	12 @ Orlando, 2/13

* Indicates repeated mark, and is the last time it happened.





1995-96 GAME-BY-GAME RESULTS (35-47)

NO.	DATE	OPP.	W-L	SCORE	HM.	RD.	TOT.	DEN. HIGH SCORER	OPP. HIGH SCORER	ATTEND.
1	11/3	@ L.A. Lakers	L	96-98	0-0	0-1	0-1	Abdul-Rauf-32	Ceballos-26	16,345
2	11/4	SAN ANTONIO	L	108-116	0-1	0-1	0-2	Abdul-Rauf-30	Elliott-32	17,171S
3	11/7	@ Golden State	L	93-98	0-1	0-2	0-3	Abdul-Rauf-17	Sprewell-30	15,025
4	11/8	SEATTLE	L	117-122	0-2	0-2	0-4	Abdul-Rauf-28	Schrempf-35	17,171S
5	11/10	@ Utah	L	86-109	0-2	0-3	0-5	MacLean-16	Malone-19	19,911
6	11/12	@ L.A. Clippers	L	103-108	0-2	0-4	0-6	Abdul-Rauf-20	Williams-19	7,360
7	11/15	@ Phoenix	W	137-127***	0-2	1-4	1-6	Abdul-Rauf-30	Barkley-29	19,023
8	11/17	NEW YORK	L	94-103	0-3	1-4	1-7	Williams-27	Ewing-20	17,171S
9	11/18	@ Houston	L	97-101	0-3	1-5	1-8	Stith-17	Horry-22	16,285
10	11/21	ATLANTA	W	107-99	1-3	1-5	2-8	McDyess-22	Lang-22	16,289
11	11/24	@ Dallas	W	112-109*	1-3	2-5	3-8	Abdul-Rauf-39	Mashburn-37	17,502
12	11/25	UTAH	W	94-91	2-3	2-5	4-8	D.Ellis-22	Malone-28	17,171S
13	11/28	@ Sacramento	L	85-91	2-3	2-6	4-9	Abdul-Rauf-24	Richmond-22	17,317
14	12/2	MINNESOTA	W	109-105	3-3	2-6	5-9	Abdul-Rauf-24	Gugliotta-25	16,789
15	12/4	DETROIT	W	85-82	4-3	2-6	6-9	Stith-22	Hill-23	15,116
16	12/7	@ Utah	W	124-119	4-3	3-6	7-9	Abdul-Rauf-51	Malone-26	19,911
17	12/8	PHOENIX	W	103-98	5-3	3-6	8-9	D. Ellis-23	Williams-23	17,171S
18	12/11	@ Philadelphia	W	104-91	5-3	4-6	9-9	Abdul-Rauf-22	Stackhouse-20	10,771
19	12/12	@ Indiana	L	92-125	5-3	4-7	9-10	MacLean-20	A. Davis-26	14,723
20	12/14	@ New York	W	103-94	5-3	5-7	10-10	Abdul-Rauf-25	Ewing-30	19,763
21	12/16	@ Atlanta	L	86-95	5-3	5-8	10-11	Stith-22	Blaylock-28	14,063
22	12/17	@ Cleveland	L	79-92	5-3	5-9	10-12	MacLean-26	Brandon/Majerle-20	14,935
23	12/20	GOLDEN STATE	W	109-104	6-3	5-9	11-12	MacLean-38	Mullin-26	16,625
24	12/21	@ San Antonio	L	96-114	6-3	5-10	11-13	D. Ellis-21	Robinson-25	14,663
25	12/23	L.A. CLIPPERS	L	92-107	6-4	5-10	11-14	Stith-25	Vaught-21	15,922
26	12/26	DALLAS	W	114-102	7-4	5-10	12-14	D. Ellis-30	Jackson-31	17,171S
27	12/27	@ Seattle	L	83-99	7-4	5-11	12-15	D. Ellis-19	Hawkins-24	17,072
28	12/29	@ Phoenix	L	92-103	7-4	5-12	12-16	D. Ellis/Rose-16	Tisdale-26	19,023
29	12/30	PHILADELPHIA	W	108-100	8-4	5-12	13-16	Abdul-Rauf/Stith-22	Ruffin-28	16,584
30	1/2	INDIANA	L	87-102	8-5	5-12	13-17	McDyess-21	Jackson/Pierce/Miller-15	16,212
31	1/4	@ Sacramento	L	96-126	8-5	5-13	13-18	Abdul-Rauf-26	Richmond-41	17,317
32	1/6	MIAMI	L	86-88	8-6	5-13	13-19	D. Ellis/Stith-16	Mourning-38	17,171S
33	1/7	@ L.A. Lakers	W	96-93	8-6	6-13	14-19	Abdul-Rauf-33	Divac-21	13,845
34	1/10	@ Vancouver	W	91-85	8-6	7-13	15-19	Abdul-Rauf-25	B. Edwards-20	15,416
35	1/12	CLEVELAND	W	90-83	9-6	7-13	16-19	D. Ellis-20	Phills-17	16,670
36	1/13	PORTLAND	L	117-118	9-7	7-13	16-20	D. Ellis-26	Strickland-26	16,913
37	1/16	@ Portland	L	69-87	9-7	7-14	16-21	Rose-16	C. Robinson-24	20,126
38	1/17	HOUSTON	L	112-120	9-8	7-14	16-22	McDyess-31	Olajuwon-37	15,717
39	1/20	SACRAMENTO	L	110-115	9-9	7-14	16-23	Abdul-Rauf-36	Richmond-22	16,820
40	1/24	@ Seattle	L	79-86	9-9	7-15	16-24	D. Ellis-17	Perkins-18	17,072
41	1/25	@ L.A. Clippers	L	93-94	9-9	7-16	16-25	McDyess-23	Vaught-26	6,131
42	1/27	TORONTO	W	93-82	10-9	7-16	17-25	Abdul-Rauf-21	Stoudamire-23	16,635
43	1/30	@ Minnesota	W	88-86	10-9	8-16	18-25	Abdul-Rauf-24	Rider-25	10,477
44	2/1	@ Milwaukee	L	102-108	10-9	8-17	18-26	Abdul-Rauf-25	Baker-26	13,389
45	2/4	CHICAGO	W	105-99	11-9	8-17	19-26	Abdul-Rauf-32	Jordan-39	17,171S
46	2/6	L.A. LAKERS	L	78-99	11-10	8-17	19-27	Mutombo-20	Ceballos-27	17,171S
47	2/8	L.A. CLIPPERS	W	115-95	12-10	8-17	20-27	Abdul-Rauf-28	Vaught-18	15,997
48	2/13	@ Orlando	L	93-121	12-10	8-18	20-28	D. Ellis-18	O'Neal-30	17,248
49	2/15	@ Miami	L	91-97	12-10	8-19	20-29	McDyess-26	Coles-24	14,290
50	2/16	@ Charlotte	L	100-107	12-10	8-20	20-30	D. Ellis-18	Geiger-28	24,042
51	2/18	BOSTON	W	117-93	13-10	8-20	21-30	Hammonds-26	Williams/Wesley-19	17,171S
52	2/22	@ Portland	L	78-107	13-10	8-21	21-31	McDyess-21	McKie-21	19,884
53	2/24	UTAH	W	99-90	14-10	8-21	22-31	Abdul-Rauf-31	Stockton-24	17,171S
54	2/27	WASHINGTON	W	96-92	15-10	8-21	23-31	McDyess-19	Howard-27	15,288
55	2/29	DALLAS	L	120-137	15-11	8-21	23-32	Abdul-Rauf-23	Jackson-30	16,462
56	3/2	VANCOUVER	W	108-82	16-11	8-21	24-32	Abdul-Rauf-33	Amaya-14	15,832
57	3/4	SAN ANTONIO	L	90-101	16-12	8-21	24-33	L. Ellis-18	Robinson-28	15,734
58	3/6	@ San Antonio	L	90-100	16-12	8-22	24-34	McDyess-16	Del Negro-29	14,008
59	3/7	PHOENIX	W	103-92	17-12	8-22	25-34	D. Ellis-33	Barkley-26	17,171S
60	3/9	GOLDEN STATE	W	102-88	18-12	8-22	26-34	Stith-27	Sprewell-19	17,171S
61	3/10	NEW JERSEY	L	88-99	18-13	8-22	26-35	McDyess-32	Gilliam-25	15,910
62	3/12	ORLANDO	W	110-93	19-13	8-22	27-35	Stith-23	Anderson/Hardaway-21	17,171S
63	3/15	@ Chicago	L	87-108	19-13	8-23	27-36	McDyess-22	Jordan-33	23,692
64	3/17	@ Detroit	L	81-91	19-13	8-24	27-37	McDyess-20	Houston-28	21,454
65	3/18	@ Toronto	W	122-114	19-13	9-24	28-37	McDyess-32	Murray-40	20,324
66	3/21	@ New Jersey	L	89-97	19-13	9-25	28-38	McDyess-20	Gilliam-25	15,467
67	3/22	@ Boston	L	98-99	19-13	9-26	28-39	D. Ellis-27	Wesley/Minor-24	18,034
68	3/24	@ Washington	L	90-92	19-13	9-27	28-40	D. Ellis-16	Muresan-22	18,756
69	3/26	CHARLOTTE	L	112-119**	19-14	9-27	28-41	McDyess-23	Rice-28	16,025
70	3/28	@ Vancouver	W	92-88	19-14	10-27	29-41	McDyess-18	Reeves-21	16,889
71	3/30	MILWAUKEE	W	98-85	20-14	10-27	30-41	Stith-20	Robinson-21	16,847
72	4/2	MINNESOTA	W	86-78	21-14	10-27	31-41	MacLean-24	Rider-17	15,042
73	4/4	@ Golden State	L	90-98	21-14	10-28	31-42	Stith-24	Sprewell-22	15,025
74	4/5	PORTLAND	L	91-97	21-15	10-28	31-43	D. Ellis-18	Strickland-29	16,145
75	4/7	HOUSTON	W	111-105	22-15	10-28	32-43	D. Ellis-21	Bryant-27	15,832
76	4/9	L.A. LAKERS	W	98-91	23-15	10-28	33-43	D. Ellis-20	Divac-19	17,171S
77	4/11	@ Houston	L	109-113	23-15	10-29	33-44	McDyess-23	Olajuwon-37	16,285
78	4/14	@ Minnesota	W	98-91	23-15	11-29	34-44	McDyess-21	Porter-23	18,717
79	4/15	SACRAMENTO	L	86-90	23-16	11-29	34-45	McDyess-19	Polynice-25	15,415
80	4/18	@ Dallas	L	98-132	23-16	11-30	34-46	MacLean-29	Jackson-25	15,907
81	4/19	VANCOUVER	L	78-92	23-17	11-30	34-47	L. Ellis-14	Wilkins-15	15,119
82	4/21	SEATTLE	W	99-88	24-17	11-30	35-47	D. Ellis-21	Jhnsn/Prkns/Schrempf-13	15,921

* Denotes number of overtime periods S McNichols Arena sellout





1996-97 ROSTER

NO.	PLAYER	POS	HT	WT	COLLEGE/YR	EXP
53	Jerome Allen	G	6-4	184	Pennsylvania '95	1
3	Dale Ellis	F/G	6-7	215	Tennessee '83	13
	LaPhonso Ellis	F	6-8	240	Notre Dame '92	4
5	Anthony Goldwire	G	6-2	182	Houston '94	1
21	Tom Hammonds	F	6-9	225	Georgia Tech '89	7
13	Mark Jackson	G	6-3	185	St. John's '87	9
50	Ervin Johnson	C	6-11	245	New Orleans '93	3
8	Sarunas Marciulionis	G	6-5	215	Lithuania '86	7
24	Antonio McDyess	F	6-9	220	Alabama '97	1
22	Ricky Pierce	G	6-4	215	Rice '82	14
30	Kenny Smith	G	6-3	170	North Carolina '87	9
23	Bryant Stith	G	6-5	208	Virginia '92	4
6	Brooks Thompson	G	6-4	195	Oklahoma State '94	2
41	LaSalle Thompson	C	6-10	260	Texas '83	14
25	George Zidek	C	7-0	266	UCLA '95	1

Head Coach: Dick Motta (Utah State '53)
Assistant Coaches: Jim Brovelli (San Francisco '64), Gene Little (High Point '69)
Trainer: Jim Gillen (Ft. Hays State '74)
Assistant Trainer: Max Benton (Colorado '95)

NUGGETS 1996-97 TEAM HIGHS & LOWS

	HIGH	LOW
Points	132 vs. New Jersey, 1/20	63 @ Portland, 4/16
Field Goals Made	49 vs. New Jersey, 1/20	20 @ Portland, 4/16
Field Goals Attempted	102 vs. Golden State (OT), 4/10	66 vs. Portland, 12/5
Field Goal Percentage	(.582/39-67) @ Toronto, 11/11	(.274/20-73) @ Portland, 11/23
Three-Pointers Made	16 @ Seattle, 3/20	1 @ Portland, 11/23
Three-Pointers Attempted	31* @ Seattle, 3/20	8 vs. Dallas, 11/1
Three-Point Percentage	(.588/10-17) @ Detroit (OT), 11/13	(.050/1-20) @ Portland, 11/23
Free Throws Made	32 vs. Dallas, 11/1	4 vs. Cleveland (OT), 1/16
Free Throws Attempted	43 vs. Dallas, 11/1	5 vs. Cleveland (OT), 1/16
Free Throw Percentage	(1.000/21-21) vs. Phoenix, 4/4	(.389/7-18) @ LA Lakers, 4/2
Total Rebounds	56 vs. Houston (OT), 11/7	26 @ Portland, 11/23
Offensive Rebounds	28 vs. Phoenix, 4/4	1 vs. Portland, 12/5
Defensive Rebounds	44 @ Golden State (OT), 4/10	20 @ Portland, 11/23
Assists	41 vs. New Jersey, 1/20	10 @ Portland, 11/23
Steals	12 vs. Washington, 2/5	1* vs. Detroit, 3/13
Turnovers	33 @ Seattle, 3/20	8* vs. San Antonio, 3/15
Blocked Shots	14 @ Houston, 1/30	1* @ Chicago, 2/18
Fouls	34 vs. Chicago, 11/21	12 @ Houston, 1/30

OPPONENTS 1996-97 TEAM HIGHS & LOWS

	HIGH	LOW
Points	134 @ Chicago, 2/18	79* by Sacramento, 12/18
Field Goals Made	53 @ Chicago, 2/18	24 @ San Antonio, 11/3
Field Goals Attempted	113 @ Phoenix (OT), 12/23	69 @ Dallas, 1/11
Field Goal Percentage	(.649/50-77) by Utah, 3/23	(.320/24-75) @ San Antonio, 11/3
Three-Pointers Made	14 by LA Lakers, 3/17	1* by Utah, 3/23
Three-Pointers Attempted	34 by Atlanta, 2/2	5* by Cleveland, 1/16
Three-Point Percentage	(.667*/6-9) by San Antonio, 1/3	(.063/1-16) @ Boston, 11/15
Free Throws Made	30* by LA Lakers, 2/13	3* @ Phoenix, 12/23
Free Throws Attempted	47 by Chicago, 11/21	9* @ Houston, 1/30
Free Throw Percentage	(.938/15-16) by Phoenix, 4/4	(.333/3-9) last by Phoenix, 12/23
Total Rebounds	67 @ San Antonio, 4/8	30 by Miami, 11/19
Offensive Rebounds	32 @ San Antonio, 4/8	4 @ Houston, 3/29
Defensive Rebounds	46 @ Portland, 4/16	19 @ Orlando, 2/21
Assists	42 @ Chicago, 2/18	13 by San Antonio, 1/3
Steals	22 @ Seattle, 3/20	2 by Sacramento, 2/1
Turnovers	23 @ Portland, 11/23	5 @ Orlando, 2/21
Blocked Shots	12 @ Boston, 11/15	1* @ Phoenix, 12/23
Fouls	30* @ Dallas, 1/11	10 @ Sacramento, 1/7

* Indicates repeated mark, and is the last time it happened.





1996-97 GAME-BY-GAME RESULTS (21-61)

NO.	DATE	OPP.	W-L	SCORE	HM.	RD.	TOT.	DEN. HIGH SCORER	OPP. HIGH SCORER	ATTEND.
1	11/1	DALLAS	L	91-92	0-1	0-0	0-1	L. Ellis - 21	Jackson - 28	16,104
2	11/3	@ San Antonio	W	88-79	0-1	1-0	1-1	Pierce - 15	Elliott - 17	20,791
3	11/5	LA CLIPPERS	L	78-82	0-2	1-0	1-2	D. Ellis - 25	Roberts - 21	10,190
4	11/7	HOUSTON	L	108-110*	0-3	1-0	1-3	D. Ellis - 33	Olajuwon - 36	12,137
5	11/8	GOLDEN STATE	W	94-91	1-3	1-0	2-3	McDyess - 27	Sprewell - 29	10,302
6	11/10	@ Cleveland	L	86-101	1-3	1-1	2-4	D. Ellis - 18	Ferry - 20	13,921
7	11/11	@ Toronto	W	104-93	1-3	2-1	3-4	D. Ellis - 37	Camby - 26	17,132
8	11/13	@ Detroit	L	94-95*	1-3	2-2	3-5	D. Ellis/McDyess - 20	Hill - 27	13,717
9	11/15	@ Boston	W	82-80	1-3	3-2	4-5	D. Ellis - 36	Wesley - 18	14,133
10	11/16	@ New Jersey	L	99-106	1-3	3-3	4-6	D. Ellis - 27	Gill - 32	13,309
11	11/19	MIAMI	L	86-104	1-4	3-3	4-7	McDyess - 27	Mourning - 23	12,119
12	11/21	CHICAGO	L	92-110	1-5	3-3	4-8	Stith - 20	Jordan - 31	17,171S
13	11/23	@ Portland	L	65-105	1-5	3-4	4-9	McDyess - 16	Trent - 22	20,116
14	11/26	PHOENIX	W	117-108	2-5	3-4	5-9	D. Ellis - 28	Johnson - 34	9,226
15	11/27	@ Utah	L	103-107	2-5	3-5	5-10	Stith - 31	Malone - 31	19,324
16	11/29	MINNESOTA	L	103-108	2-6	3-5	5-11	McDyess - 34	Marbury - 30	12,129
17	12/1	@ LA Lakers	L	96-104	2-6	3-6	5-12	McDyess - 26	O'Neal/Van Exel - 24	15,684
18	12/3	@ Golden State	L	99-114	2-6	3-7	5-13	B. Thompson - 23	Sprewell - 28	12,347
19	12/5	PORTLAND	L	104-115	2-7	3-7	5-14	Stith - 37	Anderson - 26	9,679
20	12/7	UTAH	L	91-104	2-8	3-7	5-15	D. Ellis - 19	Malone - 21	12,837
21	12/10	@ Atlanta	L	88-89	2-8	3-8	5-16	D. Ellis - 21	Laettner - 22	6,356
22	12/11	@ Charlotte	L	97-101	2-8	3-9	5-17	D. Ellis - 24	Mason - 25	24,042
23	12/13	@ Washington	L	104-108	2-8	3-10	5-18	D. Ellis - 22	Webber - 25	18,756
24	12/14	@ New York	L	82-89	2-8	3-11	5-19	McDyess - 29	Childs - 20	19,763
25	12/18	SACRAMENTO	W	95-79	3-8	3-11	6-19	Johnson - 18	Richmond - 32	7,682
26	12/20	VANCOUVER	W	108-93	4-8	3-11	7-19	Stith - 29	Peeler - 19	10,020
27	12/23	@ Phoenix	W	112-109*	4-8	4-11	8-19	Stith - 36	Chapman - 18	19,023
28	12/26	PHILADELPHIA	L	89-118	4-9	4-11	8-20	D. Ellis - 15	Iverson - 31	16,026
29	12/28	@ Minnesota	L	96-103*	4-9	4-12	8-21	McDyess - 23	Gugliotta - 27	18,814
30	12/30	BOSTON	L	102-104	4-10	4-12	8-22	Pierce - 21	Wesley - 25	15,330
31	1/3	SAN ANTONIO	L	91-93	4-11	4-12	8-23	L. Ellis - 30	Maxwell - 24	10,504
32	1/7	@ Sacramento	W	109-96	4-11	5-12	9-23	L. Ellis - 33	Richmond - 19	17,317
33	1/8	SEATTLE	L	99-109	4-12	5-12	9-24	D. Ellis - 26	Kemp - 26	9,307
34	1/10	INDIANA	L	89-108	4-13	5-12	9-25	L. Ellis - 14	Miller - 18	12,310
35	1/11	@ Dallas	L	99-104	4-13	5-13	9-26	L. Ellis - 28	Gatling/McCloud - 21	15,174
36	1/13	CHARLOTTE	L	100-102*	4-14	5-13	9-27	L. Ellis - 23	Rice - 25	7,573
37	1/14	@ Phoenix	L	101-110	4-14	5-14	9-28	L. Ellis - 33	Johnson - 25	19,023
38	1/16	CLEVELAND	W	88-87*	5-14	5-14	10-28	L. Ellis - 27	Potapenko - 16	8,072
39	1/18	DALLAS	L	104-107	5-15	5-14	10-29	D. Ellis - 24	Mashburn - 27	9,618
40	1/20	NEW JERSEY	W	132-123	6-15	5-14	11-29	L. Ellis - 36	Gill - 30	10,220
41	1/22	VANCOUVER	W	94-84	7-15	5-14	12-29	L. Ellis - 22	Abdur-Rahim - 22	8,422
42	1/24	@ LA Clippers	L	111-114	7-15	5-15	12-30	D. Ellis - 27	Vaught - 21	6,074
43	1/25	@ Vancouver	W	83-82	7-15	6-15	13-30	L. Ellis - 18	Reeves - 33	17,102
44	1/28	@ Utah	L	99-114	7-15	6-16	13-31	L. Ellis - 23	Malone - 28	19,911
45	1/30	@ Houston	W	113-109	7-15	7-16	14-31	Pierce - 25	Olajuwon - 48	16,285
46	2/1	SACRAMENTO	L	107-113	7-16	7-16	14-32	L. Ellis - 27	Richmond - 35	10,821
47	2/2	ATLANTA	W	115-104	8-16	7-16	15-32	D. Ellis - 21	Blaylock - 29	13,122
48	2/5	WASHINGTON	W	106-104	9-16	7-16	16-32	D. Ellis/Pierce - 23	Strickland - 28	9,525
49	2/11	@ Seattle	L	81-108	9-16	7-17	16-33	D. Ellis - 19	Payton - 28	17,072
50	2/13	LA LAKERS	L	117-132	9-17	7-17	16-34	Stith - 26	Van Exel - 30	16,713
51	2/15	@ Milwaukee	L	87-92	9-17	7-18	16-35	L. Ellis - 22	Baker - 21	16,278
52	2/16	@ Philadelphia	W	112-97	9-17	8-18	17-35	L. Ellis - 37	MacLean - 24	11,278
53	2/18	@ Chicago	L	123-134	9-17	8-19	17-36	D. Ellis - 27	Pippen - 47	23,874
54	2/20	@ Indiana	L	68-92	9-17	8-20	17-37	L. Ellis - 18	Smits - 23	14,292
55	2/21	@ Orlando	L	86-99	9-17	8-21	17-38	L. Ellis - 24	Hardaway - 22	17,248
56	2/23	@ Miami	L	86-95	9-17	8-22	17-39	L. Ellis - 29	Austin - 15	14,874
57	2/25	TORONTO	L	122-124*	9-18	8-22	17-40	L. Ellis - 32	Stoudamire - 35	9,225
58	2/28	NEW YORK	L	108-112*	9-19	8-22	17-41	McDyess - 32	Starks - 23	14,128
59	3/2	LA CLIPPERS	W	109-107*	10-19	8-22	18-41	McDyess - 33	Vaught - 25	7,802
60	3/5	@ Sacramento	L	100-105	10-19	8-23	18-42	Stith - 21	Richmond - 34	17,317
61	3/7	@ Minnesota	L	83-96	10-19	8-24	18-43	McDyess - 20	Gugliotta - 30	18,522
62	3/11	ORLANDO	L	91-96	10-20	8-24	18-44	L. Ellis - 19	Hardaway - 27	10,211
63	3/13	DETROIT	L	82-102	10-21	8-24	18-45	L. Ellis - 28	Hill - 28	13,813
64	3/15	SAN ANTONIO	W	121-105	11-21	8-24	19-45	L. Ellis - 39	Wilkins - 20	11,051
65	3/17	LA LAKERS	L	94-113	11-22	8-24	19-46	McDyess - 26	Van Exel - 30	13,817
66	3/20	@ Seattle	L	97-123	11-22	8-25	19-47	L. Ellis - 20	Kemp - 24	17,072
67	3/21	@ Vancouver	L	101-108	11-22	8-26	19-48	McDyess - 29	Reeves - 31	19,193
68	3/23	UTAH	L	103-120	11-23	8-26	19-49	McDyess - 24	Malone - 35	10,723
69	3/26	MINNESOTA	L	100-102	11-24	8-26	19-50	L. Ellis - 32	Gugliotta - 25	10,326
70	3/29	@ Houston	L	105-120	11-24	8-27	19-51	L. Ellis - 24	Olajuwon - 45	16,285
71	3/30	MILWAUKEE	W	99-97	12-24	8-27	20-51	L. Ellis - 24	Robinson - 30	8,230
72	4/1	HOUSTON	L	99-116	12-25	8-27	20-52	McDyess - 27	Drexler - 24	13,341
73	4/2	@ LA Lakers	L	85-110	12-25	8-28	20-53	McDyess - 21	Jones - 27	17,141
74	4/4	PHOENIX	L	113-122	12-26	8-28	20-54	McDyess - 26	Johnson - 24	12,204
75	4/7	PORTLAND	L	104-110	12-27	8-28	20-55	Hammonds - 29	Rider - 28	9,047
76	4/8	@ San Antonio	L	90-96	12-27	8-29	20-56	McDyess - 17	Williams - 30	13,484
77	4/10	@ Golden State	L	107-109*	12-27	8-30	20-57	McDyess - 35	Smith - 25	15,930
78	4/12	@ LA Clippers*	L	94-116	12-27	8-31	20-58	D. Ellis - 23	Rogers - 26	18,211
79	4/14	GOLDEN STATE	L	93-103	12-28	8-31	20-59	McDyess/D. Ellis - 24	Mullin - 20	7,514
80	4/16	@ Portland	L	63-107	12-28	8-32	20-60	Hammonds - 14	Trent - 20	21,448
81	4/17	SEATTLE	L	104-108	12-29	8-32	20-61	McDyess - 29	Kemp - 27	12,817
82	4/19	@ Dallas	W	100-95	12-29	9-32	21-61	Hammonds - 24	Bradley - 25	16,183

* Denotes number of overtime periods S McNichols Arena sellout ^at Anaheim





1997-98 ROSTER

NO.	PLAYER	POS	HT	WT	COLLEGE/YR	EXP.
7	Cory Alexander	G	6-1	190	Virginia '95	2
4	Tony Battie	F/C	6-11	240	Texas Tech '98	R
3	Harold Ellis	G	6-5	200	Morehouse '92	2
20	LaPhonso Ellis	F	6-8	240	Notre Dame '92	5
15	Danny Fortson	F	6-7	260	Cincinnati '98	R
1	Kiwane Garris	G	6-2	183	Illinois '97	R
21	Dean Garrett	C	6-11	250	Indiana '88	1
5	Anthony Goldwire	G	6-2	182	Houston '94	2
13	Bobby Jackson	G	6-1	185	Minnesota '97	R
30	Priest Lauderdale	C	7-4	325	Central State '97	1
22	Johnny Newman	F/G	6-7	205	Richmond '86	11
23	Bryant Stith	G	6-5	208	Virginia '92	5
14	Eric Washington	G	6-4	190	Alabama '97	R
32	Eric Williams	F	6-8	220	Providence '95	2
17	Joe Wolf	F/C	6-11	253	North Carolina '87	9
25	George Zidek	C	7-0	266	UCLA '95	3

Head Coach: Bill Hanzlik (Notre Dame '80)
Assistant Coaches: Brian Winters (South Carolina '74), T.R. Dunn (Alabama '77),
 Mike D'Antoni (Marshall '73)
Athletic Trainer: Jim Gillen (Ft. Hays State '74)
Asst. Athletic Trainer: Max Benton (Colorado '95)

NUGGETS 1997-98 TEAM HIGHS & LOWS

	HIGH	LOW
Points	128 vs. Sacramento, 4/9	63 @ Indiana, 3/1
Field Goals Made	47 vs. Dallas, 1/31	22 vs. Detroit, 1/21
Field Goals Attempted	94 twice, last vs. Houston (OT), 1/2	62 twice, last vs. Golden State, 3/27
Field Goal Percentage	(.597/37-62) vs. Boston, 2/10	(.305/25-82) @ Utah, 4/3
Three-Pointers Made	10 twice, last vs. Portland, 4/17	0 three times, last vs. Utah, 11/7
Three-Pointers Attempted	23 vs. Seattle, 4/5	2 vs. Utah, 11/7
Three-Point Percentage	(.625/10-16) vs. Sacramento, 4/9	.000 three times, last (0-2) vs. Utah, 11/7
Free Throws Made	42 vs. Utah, 12/30	5 @ Phoenix, 1/23
Free Throws Attempted	52 vs. Utah, 12/30	6 @ Phoenix, 1/23
Free Throw Percentage	(.917/22-24) twice, last @ Minnesota, 3/20	(.563/9-16) vs. Seattle, 11/22
Total Rebounds	54 vs. Washington, 11/4	23 vs. Orlando, 1/13
Offensive Rebounds	22 vs. Washington, 11/4	4 twice, last vs. Sacramento, 4/9
Defensive Rebounds	38 @ Vancouver, 11/21	15 @ Portland, 2/15
Assists	31 @ Houston, 12/2	11 twice, last @ Seattle, 2/22
Steals	13 three times, last vs. Portland, 3/14	2 @ Miami, 11/15
Turnovers	32 @ Boston, 11/12	7 twice, last vs. Houston, 4/7
Blocked Shots	14 vs. Boston, 2/10	0 @ Houston, 4/14
Fouls	34 @ LA Lakers, 2/19	14 @ Dallas, 4/11

OPPONENTS 1997-98 TEAM HIGHS & LOWS

	HIGH	LOW
Points	133 @ New Jersey, 12/13	79 by Philadelphia, 2/27
Field Goals Made	52 @ New Jersey, 12/13	26 @ LA Clippers, 1/24
Field Goals Attempted	101 @ New Jersey, 12/13	64 three times, last by Houston, 4/7
Field Goal Percentage	(.627/42-67) @ Portland, 2/15	(.340/33-97) by Boston, 2/10
Three-Pointers Made	12 twice by Houston, last 4/7	0 @ Sacramento, 11/25
Three-Pointers Attempted	32 @ Houston, 4/14	3 @ Detroit, 12/9
Three-Point Percentage	(.727/8-11) by LA Lakers, 12/3	(.000/0-4) @ Sacramento, 11/25
Free Throws Made	34 twice, last @ LA Lakers, 1/14	15 three times, last by Philadelphia, 2/27
Free Throws Attempted	46 @ Portland, 1/18	18 @ Indiana, 3/1
Free Throw Percentage	(.952/20-21) by Orlando, 1/13	(.613/19-31) by Miami, 1/9
Total Rebounds	56 twice, last by Phoenix, 12/20	30 @ Houston, 12/2
Offensive Rebounds	29 by Boston, 2/10	6 by Milwaukee, 4/1
Defensive Rebounds	40 by Chicago, 2/2	17 by Boston, 2/10
Assists	40 @ LA Lakers, 1/14	12 @ LA Clippers, 1/24
Steals	16 twice, last @ New Jersey, 12/13	3 three times, last by Portland, 4/17
Turnovers	24 by Golden State, 12/26	8 twice, last @ Sacramento, 11/25
Blocked Shots	13 twice, last @ Toronto (OT), 3/19	1 twice, last by Boston, 2/10
Fouls	35 @ Seattle, 12/18	10 @ Phoenix, 1/23

Italics indicates franchise record.





1997-98 GAME-BY-GAME RESULTS (11-71)

NO.	DATE	OPPONENT	W-L	SCORE	HOME	ROAD	TOTAL	DEN. HIGH SCORER	OPP. HIGH SCORER	ATTEND.
1	10/31	SAN ANTONIO	L	96-107	0-1	0-0	0-1	Jackson - 27	Robinson - 20	15,031
2	11/1	@Utah	L	84-102	0-1	0-1	0-2	Stith - 18	Malone - 24	19,911
3	11/4	WASHINGTON	L	96-120	0-2	0-1	0-3	Williams - 26	Howard - 29	8,104
4	11/7	UTAH	L	89-91	0-3	0-1	0-4	Williams - 25	Malone - 20	10,317
5	11/11	@New York	L	90-93	0-3	0-2	0-5	Stith - 18	Ewing - 28	19,763
6	11/12	@Boston	L	86-96	0-3	0-3	0-6	Battie - 14	Walker - 19	15,760
7	11/14	@Orlando	L	85-103	0-3	0-4	0-7	Newman - 23	Grant - 21	16,551
8	11/15	@Miami	L	93-96	0-3	0-5	0-8	L. Ellis - 20	Hardaway - 26	14,893
9	11/18	VANCOUVER	L	87-100	0-4	0-5	0-9	Jackson - 18	B. Edwards - 27	9,718
10	11/21	@Vancouver	L	96-99	0-4	0-6	0-10	Newman/Stith - 22	Abdur-Rahim - 28	15,988
11	11/22	SEATTLE	L	80-84	0-5	0-6	0-11	Washington - 22	Payton - 20	12,022
12	11/25	@Sacramento	L	93-97	0-5	0-7	0-12	Newman - 19	Williamson - 24	12,950
13	11/28	MINNESOTA	W	95-84	1-5	0-7	1-12	Newman - 31	Gugliotta - 18	13,628
14	12/2	@Houston	L	101-112	1-5	0-8	1-13	Newman - 32	Drexler - 22	16,285
15	12/3	LA LAKERS	L	89-107	1-6	0-8	1-14	Newman - 19	Campbell - 25	14,503
16	12/5	INDIANA	L	85-96	1-7	0-8	1-15	Jackson - 22	Smits - 24	11,215
17	12/7	LA CLIPPERS	W	100-92	2-7	0-8	2-15	L. Ellis - 21	Rogers/Piatkowski - 18	7,507
18	12/9	@Detroit	L	83-92	2-7	0-9	2-16	Lauderdale - 16	B. Williams - 21	14,856
19	12/10	@Cleveland	L	83-102	2-7	0-10	2-17	Washington - 19	Person - 18	15,353
20	12/12	@Philadelphia	L	91-106	2-7	0-11	2-18	Wshgtn/Nwrmn/Gldwre-14	Stackhouse - 32	12,540
21	12/13	@New Jersey	L	95-133	2-7	0-12	2-19	Newman - 21	Van Horn - 30	15,248
22	12/16	SAN ANTONIO	L	85-99	2-8	0-12	2-20	Fortson - 18	Robinson - 22	10,916
23	12/18	@Seattle	L	106-119	2-8	0-13	2-21	Washington - 18	Baker - 18	17,072
24	12/20	PHOENIX	L	81-102	2-9	0-13	2-22	Washington/Battie - 14	Nash - 20	12,120
25	12/23	@Golden State	L	75-87	2-9	0-14	2-23	Fortson - 22	Smith - 22	10,574
26	12/26	GOLDEN STATE	L	69-81	2-10	0-14	2-24	L. Ellis - 19	Dampier - 19	11,926
27	12/27	@LA Clippers	L	103-105	2-10	0-15	2-25	L. Ellis - 20	Rogers - 29	5,284
28	12/30	UTAH	L	99-132	2-11	0-15	2-26	Newman - 21	Ostertag - 21	14,230
29	1/2	HOUSTON	L	115-116*	2-12	0-15	2-27	L. Ellis - 26	Willis - 33	14,902
30	1/3	@Minnesota	L	87-109	2-12	0-16	2-28	H. Ellis - 16	Garnett/Mitchell - 18	19,006
31	1/6	@Dallas	L	90-108	2-12	0-17	2-29	Jackson - 17	Scott - 28	8,833
32	1/7	@San Antonio	L	89-96	2-12	0-18	2-30	Battie - 17	Robinson - 22	15,200
33	1/9	MIAMI	L	79-98	2-13	0-18	2-31	L. Ellis - 19	Mourning - 25	9,719
34	1/13	ORLANDO	L	84-98	2-14	0-18	2-32	L. Ellis - 16	Grant - 20	12,113
35	1/14	@LA Lakers	L	114-132	2-14	0-19	2-33	Fortson - 19	O'Neal - 34	15,067
36	1/16	CLEVELAND	L	74-99	2-15	0-19	2-34	Jackson - 28	Person/Anderson - 20	10,216
37	1/18	@Portland	L	82-94	2-15	0-20	2-35	Jackson - 27	Trent - 27	19,964
38	1/20	@Vancouver	L	77-88	2-15	0-21	2-36	L. Ellis - 21	Abdur-Rahim - 24	15,852
39	1/21	DETROIT	L	67-87	2-16	0-21	2-37	Jackson - 16	Stackhouse - 21	10,821
40	1/23	@Phoenix	L	77-93	2-16	0-22	2-38	Jackson - 18	McDyess - 24	19,023
41	1/24	@LA Clippers	W	99-81	2-16	1-22	3-38	Goldwire - 20	Martin - 14	7,614
42	1/27	NEW JERSEY	L	87-120	2-17	1-22	3-39	Garrett/Fortson - 15	Cassell/Kittles - 18	9,327
43	1/29	TORONTO	L	80-84	2-18	1-22	3-40	L. Ellis - 18	Stoudamire - 22	9,629
44	1/31	DALLAS	W	110-98	3-18	1-22	4-40	Newman - 21	Finley - 38	12,531
45	2/2	CHICAGO	L	72-111	3-19	1-22	4-41	Newman - 19	Burrell - 24	17,175
46	2/4	SACRAMENTO	L	99-101	3-20	1-22	4-42	L. Ellis - 23	Richmond - 32	7,904
47	2/10	BOSTON	W	112-99	4-20	1-22	5-42	Newman - 34	Mercer - 19	15,610
48	2/12	@Sacramento	L	84-87	4-20	1-23	5-43	Goldwire - 16	Richmond - 27	13,616
49	2/13	MINNESOTA	L	80-107	4-21	1-23	5-44	L. Ellis/Goldwire - 16	Marbury - 22	12,013
50	2/15	@Portland	L	82-117	4-21	1-24	5-45	Newman - 21	Rider - 31	21,140
51	2/17	NEW YORK	L	77-91	4-22	1-24	5-46	L. Ellis - 23	Houston - 21	14,517
52	2/19	@LA Lakers	L	92-131	4-22	1-25	5-47	L. Ellis/Newman - 19	Fox - 22	15,159
53	2/20	@Golden State	L	88-95	4-22	1-26	5-48	Battie/Newman - 18	Marshall - 18	11,987
54	2/22	@Seattle	L	68-88	4-22	1-27	5-49	Goldwire - 18	Payton - 17	17,072
55	2/23	CHARLOTTE	L	98-118	4-23	1-27	5-50	L. Ellis - 23	Rice - 31	7,323
56	2/25	ATLANTA	L	88-112	4-24	1-27	5-51	Goldwire - 20	Henderson - 22	7,525
57	2/27	PHILADELPHIA	L	78-79	4-25	1-27	5-52	L. Ellis - 22	Coleman - 19	13,727
58	3/1	@Indiana	L	63-90	4-25	1-28	5-53	Fortson - 15	Smits - 23	16,650
59	3/3	@Chicago	L	90-118	4-25	1-29	5-54	Fortson - 26	Jordan - 30	23,810
60	3/5	@Milwaukee	L	87-104	4-25	1-30	5-55	Newman - 22	Allen - 26	13,227
61	3/6	@Atlanta*	L	94-115	4-25	1-31	5-56	Newman - 23	Laettner - 21	8,827
62	3/8	LA CLIPPERS	L	89-100	4-26	1-31	5-57	L. Ellis - 20	Piatkowski - 29	7,808
63	3/10	PHOENIX	L	76-100	4-27	1-31	5-58	Newman - 20	McDyess - 18	12,010
64	3/12	VANCOUVER	W	98-93	5-27	1-31	6-58	Alexander - 21	Mack - 19	9,112
65	3/14	PORTLAND	W	92-82	6-27	1-31	7-58	Newman - 33	Sabonis - 24	13,514
66	3/16	@Charlotte	L	87-109	6-27	1-32	7-59	Newman - 17	Geiger/Curry - 18	22,212
67	3/17	@Washington	W	90-89	6-27	2-32	8-59	L. Ellis - 18	Webber - 26	17,315
68	3/19	@Toronto	L	103-104*	6-27	2-33	8-60	Newman - 24	Brown - 24	14,274
69	3/20	@Minnesota	L	88-104	6-27	2-34	8-61	Fortson - 21	Gmtt/Hmnds/Prtr - 16	18,007
70	3/23	LA LAKERS	L	86-107	6-28	2-34	8-62	Fortson - 24	Jones - 27	17,175
71	3/25	DALLAS	L	94-105	6-29	2-34	8-63	Newman - 20	Finley - 22	9,525
72	3/27	GOLDEN STATE	W	97-89	7-29	2-34	9-63	Newman - 22	Jackson - 22	11,227
73	4/1	MILWAUKEE	L	100-106	7-30	2-34	9-64	Fortson - 24	Allen - 21	11,101
74	4/3	@Utah	L	75-97	7-30	2-35	9-65	Fortson/L. Ellis - 17	Malone - 22	19,911
75	4/5	SEATTLE	L	83-87	7-31	2-35	9-66	Alexander - 25	Baker - 21	15,945
76	4/7	HOUSTON	L	87-104	7-32	2-35	9-67	Alexander - 19	Drexler - 20	14,617
77	4/9	SACRAMENTO	W	128-103	8-32	2-35	10-67	Newman - 35	Williamson - 19	10,959
78	4/11	@Dallas	L	81-99	8-32	2-36	10-68	Fortson - 16	Bradley - 18	13,675
79	4/14	@Houston	L	88-94	8-32	2-37	10-69	L. Ellis/Alexander - 22	Elie - 23	16,285
80	4/15	@Phoenix	L	89-96	8-32	2-38	10-70	L. Ellis - 23	McDyess - 25	19,023
81	4/17	PORTLAND	W	109-101	9-32	2-38	11-70	L. Ellis/Goldwire - 22	B. Grant - 18	14,517
82	4/19	@San Antonio	L	82-96	9-32	2-39	11-71	Fortson - 16	Duncan - 25	18,912

* Denotes number of overtime periods S McNichols Arena sellout *at Georgia Tech





1998-99 ROSTER

NO.	PLAYER	POS	HT	WT	COLLEGE/YR	EXP.
7	Cory Alexander	G	6-1	190	Virginia '95	3
4	Chauncey Billups	G	6-3	202	Colorado '99	1
13	Keon Clark	F/C	6-11	220	UNLV '98	R
15	Danny Fortson	F	6-7	260	Cincinnati '98	1
21	Carl Herrera	F	6-9	225	Houston '91	7
45	Raef LaFrentz	C/F	6-11	240	Kansas '98	R
11	Kelly McCarty	G/F	6-7	200	Southern Mississippi '98	R
24	Antonio McDyess	F	6-9	240	Alabama '97	3
34	Loren Meyer	F/C	6-10	260	Iowa State '95	3
23	Bryant Stith	G	6-5	210	Virginia '92	6
17	Johnny Taylor	F	6-9	220	Tennessee-Chattanooga '97	1
31	Nick Van Exel	G	6-1	190	Cincinnati '93	5
14	Eric Washington	G	6-4	190	Alabama '97	1
5	Tyson Wheeler	G	5-10	165	Rhode Island '98	R
32	Eric Williams	F	6-8	220	Providence '95	3
3	Monty Williams	F	6-8	225	Notre Dame '94	4

Head Coach: Mike D'Antoni (Marshall '73)
Assistant Coaches: John Lucas (Maryland '76), Mike Evans (Kansas State '78),
 Louie Dampier (Kentucky '67), Kim Hughes (Wisconsin '74)
Athletic Trainer: Jim Gillen (Ft. Hays State '74)
Asst. Athletic Trainer: Max Benton (Colorado '95)

NUGGETS 1998-99 TEAM HIGHS & LOWS

	HIGH	LOW
Points	120 vs. New Jersey, 4/14	61 @ San Antonio, 3/13
Field Goals Made	43 twice, last vs. Sacramento, 5/3	21 @ San Antonio, 3/13
Field Goals Attempted	101 @ Sacramento, 4/10	65 vs. Seattle, 3/21
Field Goal Percentage	(.573/43-75) vs. Vancouver, 3/15	(.288/21-73) @ San Antonio, 3/13
Three-Pointers Made	14 vs. Houston, 3/17	0 @ San Antonio, 3/13
Three-Pointers Attempted	32 vs. Phoenix, 2/15	5 @ San Antonio, 3/13
Three-Point Percentage	(.714/10-14) vs. New Jersey, 4/14	(.000/0-5) @ San Antonio, 3/13
Free Throws Made	39 vs. L.A. Lakers (OT), 2/22	9 vs. Phoenix, 4/29
Free Throws Attempted	51 vs. L.A. Lakers (OT), 2/22	14 twice, last vs. Sacramento, 5/3
Free Throw Percentage	(.944/17-18) vs. Milwaukee, 2/26	(.622/28-45) @ Portland, 2/17
Total Rebounds	53 vs. L.A. Lakers, 2/10	27 vs. San Antonio, 3/7
Offensive Rebounds	25 vs. L.A. Lakers, 2/10	5 vs. Vancouver, 3/15
Defensive Rebounds	37 vs. Dallas, 2/12	17 vs. Utah, 2/24
Assists	34 vs. Vancouver, 3/15	9 @ San Antonio, 3/13
Steals	16 vs. Vancouver, 3/15	1 @ L.A. Clippers, 4/18
Turnovers	25 @ Boston, 3/5	6 vs. Houston, 5/5
Blocked Shots	18 vs. Vancouver, 3/15	1 four times, last @ L.A. Lakers, 4/5
Fouls	31 twice, last vs. Seattle, 4/1	13 three times, last @ Portland, 4/26

OPPONENTS 1998-99 TEAM HIGHS & LOWS

	HIGH	LOW
Points	119 @ Sacramento, 4/17	80 by L.A. Clippers, 4/4
Field Goals Made	49 @ Minnesota, 4/2	26 by L.A. Clippers, 3/29
Field Goals Attempted	94 twice, last @ Golden State, 4/24	63 by Utah, 2/24
Field Goal Percentage	(.588/47-80) @ San Antonio, 3/23	(.354/28-79) @ Golden State, 4/15
Three-Pointers Made	10 by Houston, 5/5	0 @ Vancouver, 4/7
Three-Pointers Attempted	27 by Dallas, 2/12	4 three times, last @ Vancouver, 4/7
Three-Point Percentage	(.750/3-4) by Vancouver, 3/15	(.000/0-4) @ Vancouver, 4/7
Free Throws Made	36 twice, last by Minnesota, 3/19	3 @ Minnesota, 4/2
Free Throws Attempted	49 @ Phoenix, 2/7	7 @ Minnesota, 4/2
Free Throw Percentage	(1.000/13-13) @ Dallas, 3/26	(.385/5-13) @ Golden State, 4/24
Total Rebounds	65 @ Golden State, 4/24	29 by Milwaukee, 2/26
Offensive Rebounds	22 by Phoenix, 4/29	5 @ Dallas, 3/26
Defensive Rebounds	47 @ Golden State, 4/24	19 by Milwaukee, 2/26
Assists	35 @ Minnesota, 4/2	14 three times, last @ G.S., 4/15
Steals	16 by Milwaukee, 2/26	2 twice, last @ L.A. Clippers, 4/18
Turnovers	23 by Vancouver, 3/15	6 by Washington, 3/27
Blocked Shots	12 @ San Antonio, 3/23	0 @ L.A. Lakers, 4/5
Fouls	35 by L.A. Lakers (OT), 2/22	11 by Sacramento, 5/3

Italics indicates franchise record.





1998-99 GAME-BY-GAME RESULTS (14-36)

NO.	DATE	OPPONENT	W-L	SCORE	HOME	ROAD	TOTAL	DEN. HIGH SCORER	OPP. HIGH SCORER	ATTEND.
1	2/5	MINNESOTA	L	92-110	0-1	0-0	0-1	McDyess - 18	Smith - 23	17,171S
2	2/7	@Phoenix	L	108-115	0-1	0-1	0-2	McDyess - 28	Gugliotta - 29	19,023
3	2/8	@Houston	L	80-99	0-1	0-2	0-3	McDyess/Alexander - 14	Pippen - 24	16,285
4	2/10	L.A. LAKERS	L	98-103	0-2	0-2	0-4	LaFrentz - 24	O'Neal - 29	13,210
5	2/12	DALLAS	W	100-94	1-2	0-2	1-4	Van Exel - 27	Finley - 28	10,012
6	2/13	@Seattle	L	92-105	1-2	0-3	1-5	LaFrentz - 17	Payton - 28	17,072
7	2/15	PHOENIX	L	106-115	1-3	0-3	1-6	Stith - 23	Kidd - 28	10,415
8	2/17	@Portland	L	85-100	1-3	0-4	1-7	McDyess/LaFrentz - 17	Rider - 19	17,726
9	2/18	@Utah	L	86-97	1-3	0-5	1-8	Van Exel - 19	Russell - 21	19,212
10	2/22	L.A. LAKERS	W	117-113*	2-3	0-5	2-8	McDyess - 22	O'Neal - 28	17,171S
11	2/24	UTAH	W	97-87	3-3	0-5	3-8	McDyess - 24	Malone - 22	10,925
12	2/25	@Dallas	L	81-90	3-3	0-6	3-9	Van Exel - 16	Ceballos/Finley - 20	13,203
13	2/26	MILWAUKEE	W	96-95	4-3	0-6	4-9	Billups - 18	Robinson - 19	10,926
14	2/28	VANCOUVER	W	116-112	5-3	0-6	5-9	McDyess - 46	Massenburg - 27	9,248
15	3/2	@Indiana	L	81-88	5-3	0-7	5-10	Van Exel - 28	Miller - 21	14,530
16	3/4	@Miami	L	87-95	5-3	0-8	5-11	Williams - 21	Mourning - 27	14,834
17	3/5	@Boston	L	94-102	5-3	0-9	5-12	Alexander - 28	Mercer - 35	18,624
18	3/7	SAN ANTONIO	L	96-106	5-4	0-9	5-13	McDyess - 29	Duncan - 34	12,037
19	3/9	@Houston	L	75-84	5-4	0-10	5-14	McDyess - 23	Olajuwon - 20	16,285
20	3/11	@Utah	L	89-94	5-4	0-11	5-15	McDyess - 39	Malone - 28	19,911
21	3/13	@San Antonio	L	61-92	5-4	0-12	5-16	McDyess - 23	Duncan - 27	32,982
22	3/15	VANCOUVER	W	110-84	6-4	0-12	6-16	McDyess - 21	Abdur-Rahim - 15	8,251
23	3/17	HOUSTON	L	109-114	6-5	0-12	6-17	Billups - 22	Olajuwon - 26	14,217
24	3/19	MINNESOTA	L	101-105	6-6	0-12	6-18	Taylor/Van Exel - 21	Garnett - 28	14,219
25	3/21	SEATTLE	W	102-98	7-6	0-12	7-18	McDyess - 23	Schrempf - 22	10,221
26	3/23	@San Antonio	L	82-112	7-6	0-13	7-19	Van Exel - 18	Duncan - 19	16,501
27	3/25	SAN ANTONIO	L	65-86	7-7	0-13	7-20	McDyess - 17	Duncan - 28	10,695
28	3/26	@Dallas	L	79-98	7-7	0-14	7-21	McDyess - 16	Finley - 27	13,096
29	3/27	WASHINGTON	L	100-112	7-8	0-14	7-22	McDyess - 39	Richmond - 29	10,987
30	3/29	L.A. CLIPPERS	W	100-88	8-8	0-14	8-22	McDyess/Billups - 24	Rogers - 17	7,829
31	3/30	@Vancouver	L	87-101	8-8	0-15	8-23	Van Exel - 29	Abdur-Rahim - 22	15,018
32	4/1	SEATTLE	W	113-110	9-8	0-15	9-23	Billups - 32	Payton - 33	10,701
33	4/2	@Minnesota	L	88-107	9-8	0-16	9-24	Billups - 30	Garnett - 28	15,979
34	4/4	L.A. CLIPPERS	W	82-80	10-8	0-16	10-24	McDyess - 20	Nesby - 21	8,404
35	4/5	@L.A. Lakers	L	104-117	10-8	0-17	10-25	Van Exel - 41	Rice/Bryant - 26	17,505
36	4/7	@Vancouver	W	87-84	10-8	1-17	11-25	McDyess - 24	Abdur-Rahim - 25	17,151
37	4/10	@Sacramento	L	104-110	10-8	1-18	11-26	Van Exel - 29	Webber - 23	17,317
38	4/12	GOLDEN STATE	L	96-104	10-9	1-18	11-27	McDyess - 36	Marshall - 20	9,812
39	4/14	NEW JERSEY	W	120-97	11-9	1-18	12-27	McDyess - 36	Van Horn/Marbury - 25	10,324
40	4/15	@Golden State	L	79-85	11-9	1-19	12-28	McDyess - 29	Cummings/Starks - 16	9,130
41	4/17	@Sacramento	L	97-119	11-9	1-20	12-29	McDyess - 29	Williamson - 29	16,285
42	4/18	@L.A. Clippers	W	103-101	11-9	2-20	13-29	Van Exel - 34	Taylor - 28	9,450
43	4/23	GOLDEN STATE	W	96-84	12-9	2-20	14-29	McDyess - 25	Dampier - 22	11,317
44	4/24	@Golden State	L	74-93	12-9	2-21	14-30	Fortson/Taylor - 16	Marshall - 18	15,127
45	4/26	@Portland	L	77-93	12-9	2-22	14-31	McDyess - 23	Williams - 28	19,476
46	4/29	PHOENIX	L	87-98	12-10	2-22	14-32	Stith - 20	Robinson - 25	13,129
47	4/30	@Seattle	L	101-111	12-10	2-23	14-33	McDyess - 25	Schrempf - 28	17,072
48	5/2	PORTLAND	L	102-110	12-11	2-23	14-34	Billups - 20	Stoudamire - 17	13,920
49	5/3	SACRAMENTO	L	104-112	12-12	2-23	14-35	Billups - 26	Divac - 25	14,653
50	5/5	HOUSTON	L	88-95	12-13	2-23	14-36	Van Exel - 35	Dickerson - 27	17,171S

* Denotes number of overtime periods S McNichols Arena sellout





1999-00 ROSTER

NO.	PLAYER	POS	HT	WT	COLLEGE/YR	EXP.
9	Tariq Abdul-Wahad	G/F	6-6	223	San Jose State '98	2
7	Cory Alexander	G	6-1	190	Virginia '95	4
4	Chauncey Billups	G	6-3	202	Colorado '99	2
42	Ryan Bowen	F	6-7	215	Iowa '98	R
15	Keon Clark	F/C	6-11	220	UNLV '98	1
32	Chris Gatling	F/C	6-10	230	Old Dominion '91	8
8	Chris Herren	G	6-2	197	Fresno State '99	R
54	Popeye Jones	F	6-8	250	Murray State '92	6
45	Raef LaFrentz	C/F	6-11	240	Kansas '98	1
21	George McCloud	F	6-8	225	Florida State '89	9
24	Antonio McDyess	F	6-9	240	Alabama '97	4
5	Ron Mercer	G	6-7	210	Kentucky '99	2
41	James Posey	F/G	6-8	215	Xavier '99	R
25	Roy Rogers	F/C	6-10	235	Alabama '96	3
23	Bryant Stith	G	6-5	210	Virginia '92	7
17	Johnny Taylor	F	6-9	220	Tennessee-Chattanooga '97	2
31	Nick Van Exel	G	6-1	190	Cincinnati '93	6

Head Coach: Dan Issel (Kentucky '70)
Assistant Coaches: John Lucas (Maryland '76), Mike Evans (Kansas State '78),
 Louie Dampier (Kentucky '67), Kim Hughes (Wisconsin '74)
Athletic Trainer: Jim Gillen (Ft. Hays State '74)
Asst. Athletic Trainers: Max Benton (Colorado '95), Erik Phillips (Colorado State '98)

NUGGETS 1999-00 TEAM HIGHS & LOWS

	HIGH	LOW		HIGH	LOW
Points	135 vs. Mil., 2/2	67 @ Phx., 2/22	Free-Throw Percentage	(1,000/14-14) @ NJ, 3/26	(500/8-16) @ Port., 4/19
Field Goals Made	53 vs. Mil., 2/2	25 @ Chi., 3/24	Total Rebounds	64 vs. Min. (OT), 2/5	31 @ Van., 11/6
Field Goals Attempted	105 vs. Tor., 11/24	66 @ Wash., 3/29	Offensive Rebounds	25, 2 times, last vs. Sac., 12/16	3 @ Phil., 12/6
Field Goal Percentage	(.631/53-84) vs. Mil., 2/2	(.317/26-82) @ Phx., 2/22	Defensive Rebounds	47 vs. Min. (OT), 2/5	18 @ Atl., 3/28
Three-Pointers Made	13 @ Sac., 11/14	1, 3 times, last @ Mia., 3/10	Assists	41 vs. Mil., 2/2	10 @ Phx., 2/22
Three-Pointers Attempted	29, 2 times, last @ Sea., 4/4	6 vs. GS, 3/3	Steals	15 vs. Utah, 4/18	1 @ Dal., 2/26
Three-Point Percentage	(.571/12-21) @ Sac. (OT), 2/21	(.111/1-9), 3 times, last @ Mia., 3/10	Turnovers	26 vs. SA, 2/9	6 @ SA., 11/27
Free-Throws Made	35 @ Orl., 3/11	6 @ Ind., 3/7	Blocked Shots	16 vs. Phx. (OT), 11/2	0 @ Mia., 3/10
Free-Throws Attempted	47 vs. Bos., 12/30	8 @ Ind., 3/7	Personal Fouls	37 vs. Det., 12/1	16 vs. Port., 11/12

OPPONENTS 1999-00 TEAM HIGHS & LOWS

	HIGH	LOW		HIGH	LOW
Points	130, 2 times, last @ Det., 3/8	70 @ Chi., 3/24	Total Rebounds	59 @ LAL, 1/10	28 by Det., 12/1
Field Goals Made	52, 2 times, last @ LAL, 1/10	24 @ Chi., 3/24	Offensive Rebounds	26 @ LAL, 1/10	3 by N.Y., 11/16
Field Goals Attempted	111 by Phx. (OT), 11/2	70 by Sea., 1/12	Defensive Rebounds	44 by NJ., 3/1	19 @ LAC, 3/14/00
Field Goal Percentage	(.563/40-71) by N.Y., 11/16	(.304/24-79) @ Chi., 3/24	Assists	36 @ Cle., 2/17	13 @ Ind., 3/7
Three-Pointers Made	12 by Ind., 1/6	0, 3 times, last @ Phi., 12/6	Steals	19, 2 times, last by SA, 2/9	2, 2 times, last by LAC, 12/28
Three-Pointers Attempted	29 @ Sac., 2/10	4 @ Atl., 3/28	Turnovers	24, 2 times, last @ Phx., 2/22	7 @ NJ, 3/26
Three-Point Percentage	(.636/7-11) @ Phx., 1/16	(.000, 3 times, last/0-6) @ Phi., 12/6	Blocked Shots	12, 2 times, last @ LAL, 1/10	0 by SA., 12/18
Free-Throws Made	37 by Min. (OT), 2/5	7 by Phx. (OT), 11/2	Personal Fouls	33, 3 times, last by Wash., 3/23	16, 3 times, last @ Port., 4/19
Free-Throws Attempted	49 by Min. (OT), 2/5	11 by LAC, 3/17			
Free-Throw Percentage	(1,000/22-22) @ Min. (OT), 2/15	(.364/8-22) by LAL, 11/18			





1999-00 GAME-BY-GAME RESULTS (35-47)

NO.	DATE	OPPONENT	W-L	SCORE	HOME	ROAD	TOTAL	DEN. HIGH SCORER	OPP. HIGH SCORER	ATTEND.
1	11/2	PHOENIX	W	107-102*	1-0	0-0	1-0	Van Exel - 34	Gugliotta - 22	19,099S
2	11/5	@Portland	L	83-95	1-0	0-1	1-1	LaFrentz - 17	Smith - 22	19,995
3	11/6	@Vancouver	L	94-109	1-0	0-2	1-2	Mercer - 31	Abdur-Rahim - 27	12,159
4	11/8	ATLANTA	W	115-100	2-0	0-2	2-2	LaFrentz - 24	Rider - 28	9,108
5	11/12	PORTLAND	L	78-93	2-1	0-2	2-3	McDyess - 17	Wallace - 19	17,512
6	11/14	@Sacramento	L	116-126	2-1	0-3	2-4	Van Exel - 26	Webber - 32	15,491
7	11/16	NEW YORK	L	95-102	2-2	0-3	2-5	Mercer - 30	Sprewell - 26	13,196
8	11/18	LA. LAKERS	W	93-82	3-2	0-3	3-5	Mercer - 24	O'Neal - 36	15,218
9	11/20	CHICAGO	W	95-86	4-2	0-3	4-5	McDyess - 21	Antsey - 18	15,920
10	11/24	TORONTO	W	109-84	5-2	0-3	5-5	Van Exel - 19	Carter - 16	13,624
11	11/26	MINNESOTA	W	114-105	6-2	0-3	6-5	Mercer - 27	Smith - 18	18,506
12	11/27	@San Antonio	L	87-106	6-2	0-4	6-6	Mercer - 26	Rose - 21	22,188
13	11/30	@Minnesota	L	92-109	6-2	0-5	6-7	McDyess/Mercer - 16	Smith - 26	13,117
14	12/1	DETROIT	W	100-96	7-2	0-5	7-7	McDyess - 24	Hill - 39	11,881
15	12/3	ORLANDO	L	100-112	7-3	0-5	7-8	McDyess - 25	Armstrong - 20	14,383
16	12/5	@New York	W	80-78	7-3	1-5	8-8	Van Exel - 20	Houston - 15	19,973
17	12/6	@Philadelphia	W	94-77	7-3	2-5	9-8	Van Exel - 34	Hill - 16	14,108
18	12/8	@Boston	L	90-115	7-3	2-6	9-9	McDyess - 20	Walker - 20	15,730
19	12/10	@Charlotte	L	99-106	7-3	2-7	9-10	Van Exel/LaFrentz - 20	Mason - 21	17,320
20	12/11	@Milwaukee	W	101-99	7-3	3-7	10-10	Van Exel - 27	Allen - 25	15,862
21	12/14	@Seattle	L	84-109	7-3	3-8	10-11	LaFrentz - 15	Payton - 25	11,879
22	12/16	SACRAMENTO	W	116-106	8-3	3-8	11-11	Van Exel - 38	Webber - 26	15,576
23	12/18	SAN ANTONIO	W	86-84	9-3	3-8	12-11	Mercer - 25	Duncan - 33	17,318
24	12/20	PORTLAND	W	97-88	10-3	3-8	13-11	Mercer - 22	Stoudamire - 19	15,708
25	12/23	@Vancouver	L	91-93	10-3	3-9	13-12	LaFrentz - 29	Abdur-Rahim - 29	11,792
26	12/26	VANCOUVER	W	109-86	11-3	3-9	14-12	McDyess/Van Exel - 22	Abdur-Rahim - 20	17,074
27	12/28	LA. CLIPPERS	W	128-105	12-3	3-9	15-12	McDyess - 22	Taylor - 30	14,035
28	12/30	BOSTON	L	94-102	12-4	3-9	15-13	Mercer - 20	Walker - 26	18,353
29	1/3	@Utah	L	89-109	12-4	3-10	15-14	McDyess - 24	Malone - 33	19,196
30	1/4	DALLAS	W	98-96	13-4	3-10	16-14	McDyess - 27	Finley - 28	10,549
31	1/6	INDIANA	L	87-102	13-5	3-10	16-15	McDyess - 21	Miller - 20	14,569
32	1/8	CHARLOTTE	W	97-92	14-5	3-10	17-15	Van Exel - 32	Coleman - 21	18,408
33	1/10	@L.A. Lakers	L	95-130	14-5	3-11	17-16	McDyess - 23	O'Neal - 31	18,997
34	1/12	SEATTLE	L	93-103	14-6	3-11	17-17	McDyess - 26	Payton - 35	12,408
35	1/14	MIAMI	L	87-92	14-7	3-11	17-18	McDyess - 26	Mourning - 28	15,730
36	1/16	@Phoenix	L	100-113	14-7	3-12	17-19	Mercer - 25	Robinson - 50	19,023
37	1/20	@Houston	L	115-122	14-7	3-13	17-20	McDyess - 40	Anderson - 26	14,591
38	1/21	PHOENIX	L	99-101	14-8	3-13	17-21	McDyess - 26	Kidd/Robinson - 24	18,221
39	1/24	VANCOUVER	W	110-98	15-8	3-13	18-21	Mercer - 24	Abdur-Rahim - 24	10,884
40	1/28	HOUSTON	W	104-98	16-8	3-13	19-21	Mercer - 24	Francis - 27	15,418
41	1/29	@Dallas	L	96-107	16-8	3-14	19-22	Stith - 27	Ceballos - 31	16,674
42	1/31	PHILADELPHIA	W	83-80	17-8	3-14	20-22	Mercer - 15	Iverson - 29	13,431
43	2/2	MILWAUKEE	W	135-112	18-8	3-14	21-22	Van Exel - 28	Allen - 22	12,365
44	2/4	@Golden State	L	101-103	18-8	3-15	21-23	McDyess - 30	Jamison - 19	13,321
45	2/5	MINNESOTA	L	97-105*	18-9	3-15	21-24	Posey - 23	Garnett - 30	19,099S
46	2/7	@L.A. Lakers	L	98-106	18-9	3-16	21-25	McDyess - 24	O'Neal - 35	18,997
47	2/9	SAN ANTONIO	L	97-106	18-10	3-16	21-26	Gatling - 19	Robinson - 30	16,607
48	2/10	@Sacramento	L	84-96	18-10	3-17	21-27	McDyess - 21	Webber - 22	17,317
49	2/15	@Minnesota	W	107-104*	18-10	4-17	22-27	Van Exel - 25	Garnett - 24	14,117
50	2/17	@Cleveland	L	101-119	18-10	4-18	22-28	McDyess/Clark - 19	Murray - 24	12,037
51	2/18	@Toronto	W	95-91	18-10	5-18	23-28	McDyess - 24	Carter - 31	17,570
52	2/21	SACRAMENTO	W	123-117*	19-10	5-18	24-28	McDyess - 29	Stojakovic	18,527
53	2/22	@Phoenix	L	67-86	19-10	5-19	24-29	Posey - 14	Rogers - 17	19,023
54	2/24	@Houston	W	106-97	19-10	6-19	25-29	Van Exel - 23	Mobley - 24	14,560
55	2/26	@Dallas	L	96-98	19-10	6-20	25-30	McDyess - 22	Pack/Ceballos - 22	18,187
56	3/1	NEW JERSEY	L	81-94	19-11	6-20	25-31	McDyess/McCloud - 22	Van Horn - 25	14,456
57	3/3	GOLDEN STATE	W	122-88	20-11	6-20	26-31	Clark - 29	V. Cummings - 19	18,152
58	3/5	CLEVELAND	L	92-100	20-12	6-20	26-32	Van Exel - 20	Murray - 20	17,447
59	3/7	@Indiana	L	89-90	20-12	6-21	26-33	McDyess - 23	Rose - 19	18,345
60	3/8	@Detroit	L	116-130	20-12	6-22	26-34	McDyess - 29	Stackhouse - 40	12,683
61	3/10	@Miami	L	88-96	20-12	6-23	26-35	Clark - 28	Mourning - 28	19,016
62	3/11	@Orlando	L	107-110	20-12	6-24	26-36	McDyess - 35	Amaechi - 31	13,635
63	3/13	LA. LAKERS	L	108-118	20-13	6-24	26-37	Gatling - 25	O'Neal - 40	19,099S
64	3/14	@L.A. Clippers	L	106-110	20-13	6-25	26-38	McDyess - 31	Piatkowski - 31	10,706
65	3/17	LA. CLIPPERS	W	114-87	21-13	6-25	27-38	McDyess - 23	Taylor - 21	16,336
66	3/18	@San Antonio	L	82-102	21-13	6-26	27-39	Gatling - 23	Walker - 18	24,460
67	3/21	@Utah	L	83-96	21-13	6-27	27-40	McDyess - 25	Malone - 28	19,628
68	3/23	WASHINGTON	L	86-100	21-14	6-27	27-41	Van Exel/McCloud - 18	Richmond/Howard - 22	13,773
69	3/24	@Chicago	L	68-70	21-14	6-28	27-42	Clark - 18	Brand - 26	21,808
70	3/26	@New Jersey	W	112-110	21-14	7-28	28-42	Van Exel - 28	Van Horn/Newman - 20	15,825
71	3/28	@Atlanta	L	111-116	21-14	7-29	28-43	McDyess - 28	Henderson/Mutombo - 24	9,945
72	3/29	@Washington	W	101-93	21-14	8-29	29-43	Van Exel - 26	Richmond - 22	12,301
73	4/1	UTAH	W	112-92	22-14	8-29	30-43	McDyess - 33	Malone - 27	19,099S
74	4/4	@Seattle	L	93-106	22-14	8-30	30-44	McCloud - 28	Grant - 26	14,220
75	4/6	DALLAS	L	115-116*	22-15	8-30	30-45	McCloud - 23	Nowitzki - 32	14,673
76	4/8	SEATTLE	W	105-97	23-15	8-30	31-45	McCloud - 20	Payton - 30	17,808
77	4/9	@Golden State	L	103-117	23-15	8-31	31-46	McDyess - 25	Hughes - 44	11,604
78	4/11	HOUSTON	L	93-103	23-16	8-31	31-47	Van Exel - 27	Williams - 23	14,348
79	4/14	GOLDEN STATE	W	105-97	24-16	8-31	32-47	LaFrentz - 23	Blaylock - 21	13,358
80	4/15	@L.A. Clippers	W	115-114*	24-16	9-31	33-47	Van Exel - 44	Anderson - 31	17,738
81	4/18	UTAH	W	105-104*	25-16	9-31	34-47	LaFrentz - 32	Padgett - 13	16,422
82	4/19	@Portland	W	96-95	25-16	10-31	35-47	McDyess/Van Exel - 22	Wells - 18	20,403

* Denotes number of overtime periods

S Ball Arena (previously known as Pepsi Center) sellout





2000-01 ROSTER

NO.	PLAYER	POS	HT	WT	COLLEGE/YR	EXP.
9	Tariq Abdul-Wahad	G/F	6-6	223	San Jose State '98	3
42	Ryan Bowen	F	6-7	215	Iowa '98	1
29	Calbert Cheaney	G/F	6-7	217	Indiana '93	7
15	Keon Clark	F/C	6-11	220	UNLV '98	2
54	Terry Davis	F/C	6-10	270	Virginia Union '89	10
4	Anthony Goldwire	G	6-2	182	Houston '94	3
32	Garth Joseph	C	7-2	306	College of St. Rose '97	R
45	Raef LaFrentz	C/F	6-11	240	Kansas '98	2
5	Voshon Lenard	G	6-4	205	Minnesota '95	5
50	Dan McClintock	C	7-0	270	Northern Arizona '00	R
21	George McCloud	F	6-8	225	Florida State '89	10
24	Antonio McDyess	F	6-9	240	Alabama '97	5
3	Tracy Murray	F	6-7	228	UCLA '93	8
14	Robert Pack	G	6-2	190	USC '91	9
41	James Posey	F/G	6-8	215	Xavier '99	1
10	Aleksandar Radojevic	C	7-3	250	Barton County C.C. '99	1
30	Mark Strickland	F	6-10	220	Temple '92	6
31	Nick Van Exel	G	6-1	190	Cincinnati '93	7
43	Kevin Willis	F/C	7-0	245	Michigan State '84	16

Head Coach: Dan Issel (Kentucky '70)
Assistant Coaches: John Lucas (Maryland '76), Mike Evans (Kansas State '78),
 Louie Dampier (Kentucky '67), Kim Hughes (Wisconsin '74)
Athletic Trainer: Jim Gillen (Ft. Hays State '74)
Asst. Athletic Trainers: Max Benton (Colorado '95), Erik Phillips (Colorado State '98)

NUGGETS 2000-01 TEAM HIGHS & LOWS

	HIGH	LOW		HIGH	LOW
Points	122 vs. Sea., 1/15	71 vs. Min., 3/2	Free-Throw Percentage	(1,000/19-19) @ Sac., 3/9	(,412/7-17) vs. NJ, 3/18
Points (1st Half)	69 vs. Mil., 12/30	35, 3 times, last vs. Phx., 3/6	Total Rebounds	64 vs. Sac., 4/18	30 @ Port., 2/20
Points (2nd Half)	65 @ Mil., 1/31	29 @ LAC, 3/5	Offensive Rebounds	27 vs. Sac., 4/18	5, 3 times, last vs. Phx., 3/6
Points (Quarter)	42 vs. GS (2nd), 4/13	7 @ Sac. (2nd), 2/16	Defensive Rebounds	47 @ Bos. (OT), 12/10	22, 3 times, last @ Port., 2/20
Field Goals Made	46, 4 times, last vs. Sac., 4/18	27, 2 times, last @ Dal., 1/20	Assists	35 vs. Det., 12/20	13, 3 times, last @ Ori., 12/7
Field Goals Attempted	108 vs. Sac., 4/18	68 vs. Mil., 12/30	Steals	14 vs. Phx., 11/4	1, 2 times, last vs. LAL, 11/18
Field Goal Percentage	(,561/46-82) vs. Sea., 1/15	(,338/27-80) @ Dal., 1/20	Turnovers	21, 2 times, 6 vs. SA, 4/5	6 @ Hou., 4/10
Three-Pointers Made	16 vs. Sea., 1/15	1, 2 times, last @ Chi., 3/26	Blocked Shots	16 vs. Atl., 2/24	1 @ LAC, 3/5
Three-Pointers Attempted	29 vs. Utah, 1/29	(,091/1-11) vs. Hou., (OT), 11/30	Personal Fouls	33 @ Bos. (OT), 12/10	15 @ GS, 1/3
Three-Point Percentage	(,667/12-18) @ Min., 11/29	6 @ Phi., 2/5	Margin of Victory	24 (121-97 vs. Van., 1/17)	
Free-Throws Made	48 vs. Mil., 12/30	8 vs. Sac., 4/18			
Free-Throws Attempted	60 vs. Mil., 12/30				

OPPONENTS 2000-01 TEAM HIGHS & LOWS

	HIGH	LOW		HIGH	LOW
Points	127 @ Sea., 2/21	77 by NY, 2/13	Total Rebounds	63 @ Dal., 1/20	28 @ LAC, 3/5
Points (1st Half)	71 @ Sea., 2/21	35 by Chi., 11/16	Offensive Rebounds	23, 2 times, last by GS, 4/13	4 by Ind., 3/14
Points (2nd Half)	70 by Mil., 12/30	33 by NY, 2/13	Defensive Rebounds	43 by Phx., 3/6	22, 2 times, last by SA, 11/24
Points (Quarter)	42 @ Sea. (1st), 11/1	10 by NJ (2nd), 3/18	Assists	34, 3 times, last @ SA, 4/14	12 @ LAC, 3/5
Field Goals Made	51 @ Sea., 2/21	27 by NY, 2/13	Steals	15 by Sac., 4/18	1 @ Van., 1/9
Field Goals Attempted	102 @ Wash., 2/3	69 @ LAC, 3/5	Turnovers	25, 2 times, last by Phx., 11/4	4 @ Min., 3/23
Field Goal Percentage	(,593/51-86) @ Sea., 2/21	(,337/29-86) by LAC, 11/12	Blocked Shots	18 by GS, 4/13	0, 2 times, last by Phx., 11/4
Three-Pointers Made	11, 2 times, last @ SA, 4/14	1, 4 times, last by GS, 4/13	Personal Fouls	41 by Mil., 12/30	11 @ NJ, 3/28
Three-Pointers Attempted	23 by Sea., 12/2	5, 4 times, last @ Min., 3/23	Margin of Victory	38 (116-78) @ Utah, 11/22	
Three-Point Percentage	(,579/11-19) @ Dal., 11/25	(,050/1-20) by LAC, 11/12			
Free-Throws Made	32, 2 times, last @ Cle., 3/24	7 @ Atl., 3/31			
Free-Throws Attempted	42 by Hou. (OT), 11/30	13 @ Atl., 3/31			
Free-Throw Percentage	(1,000/19-19) @ Min., 11/29	(,500/14-28) @ GS, 3/12			





2000-01 GAME-BY-GAME RESULTS (40-42)

NO.	DATE	OPPONENT	W-L	SCORE	HOME	ROAD	TOTAL	DEN. HIGH SCORER	OPP. HIGH SCORER	ATTEND.
1	11/1	@Seattle	L	99-112	0-0	0-1	0-1	Van Exel - 26	Payton - 35	17,072
2	11/2	GOLDEN STATE	W	101-97	1-0	0-1	1-1	Van Exel - 23	Hughes - 21	15,790
3	11/4	PHOENIX	L	99-102	1-1	0-1	1-2	Van Exel/LaFrentz - 14	Kidd - 22	13,312
4	11/6	DALLAS	L	96-108	1-2	0-1	1-3	LaFrentz - 23	Finley - 26	11,190
5	11/8	MINNESOTA	W	109-107*	2-2	0-1	2-3	Lenard - 20	Garnett - 26	10,549
6	11/9	@Portland	L	91-107	2-2	0-2	2-4	Van Exel - 23	Davis/Smith/Wells - 17	19,996
7	11/12	L.A. CLIPPERS	W	95-79	3-2	0-2	3-4	McDyess - 22	Skinner - 23	10,842
8	11/14	@L.A. Lakers	L	103-119	3-2	0-3	3-5	McDyess - 28	O'Neal - 34	18,997
9	11/16	CHICAGO	W	89-85	4-2	0-3	4-5	McDyess/Clark - 16	Brand - 22	10,150
10	11/18	L.A. LAKERS	W	87-86	5-2	0-3	5-5	McDyess - 28	Bryant - 32	19,513S
11	11/20	@Vancouver	W	95-92	5-2	1-3	6-5	McDyess - 21	Abdur-Rahim - 19	11,809
12	11/22	@Utah	L	78-116	5-2	1-4	6-6	Lenard - 14	Marshall - 17	18,664
13	11/24	SAN ANTONIO	W	102-92	6-2	1-4	7-6	Van Exel - 27	Duncan - 21	13,300
14	11/25	@Dallas	L	84-108	6-2	1-5	7-7	McDyess - 19	Nowitzki - 24	16,234
15	11/29	@Minnesota	W	107-100	6-2	2-5	8-7	Van Exel - 30	Garnett - 25	15,227
16	11/30	HOUSTON	L	105-109*	6-3	2-5	8-8	McDyess - 40	Mobley/Francis - 22	13,684
17	12/2	SEATTLE	W	103-92	7-3	2-5	9-8	McDyess - 37	Lewis - 26	14,234
18	12/4	PHILADELPHIA	W	105-98	8-3	2-5	10-8	LaFrentz - 25	Iverson - 37	15,129
19	12/6	@Miami	L	78-95	8-3	2-6	10-9	McDyess - 15	Green - 16	14,463
20	12/7	@Orlando	L	93-103	8-3	2-7	10-10	McDyess - 28	McGrady - 36	13,123
21	12/9	@New York	L	88-96	8-3	2-8	10-11	Van Exel - 24	Sprewell - 29	19,763
22	12/10	@Boston	L	102-104*	8-3	2-9	10-12	McDyess - 37	Pierce - 28	11,812
23	12/12	MIAMI	L	85-96	8-4	2-9	10-13	McDyess - 22	Jones - 28	12,894
24	12/14	@San Antonio	W	102-96	8-4	3-9	11-13	LaFrentz - 28	Robinson - 23	15,248
25	12/16	@Houston	W	102-100	8-4	4-9	12-13	Van Exel - 26	Francis - 26	11,907
26	12/20	DETROIT	W	108-106	9-4	4-9	13-13	McDyess - 29	Stackhouse - 30	16,100
27	12/22	PORTLAND	W	116-96	10-4	4-9	14-13	McDyess/Van Exel - 29	Wallace - 27	16,622
28	12/23	@Phoenix	L	93-102	10-4	4-10	14-14	McCloud - 21	Delk - 26	18,626
29	12/26	L.A. CLIPPERS	W	109-108	11-4	4-10	15-14	McDyess - 35	Odom - 21	14,226
30	12/28	TORONTO	L	93-94	11-5	4-10	15-15	McDyess - 22	Carter - 25	17,700
31	12/30	MILWAUKEE	W	120-113	12-5	4-10	16-15	McDyess - 35	Robinson - 31	15,330
32	1/3	@Golden State	W	111-100	12-5	5-10	17-15	McDyess - 25	Jamison - 26	12,163
33	1/5	UTAH	W	100-87	13-5	5-10	18-15	McDyess - 31	Malone - 33	15,205
34	1/7	CHARLOTTE	W	94-87	14-5	5-10	19-15	McDyess - 33	Robinson - 18	13,111
35	1/9	@Vancouver	W	112-105	14-5	6-10	20-15	McDyess - 31	Abdur-Rahim - 26	12,417
36	1/10	@L.A. Clippers	L	86-92	14-5	6-11	20-16	McDyess - 29	Odom/Parks - 15	11,251
37	1/12	SACRAMENTO	W	106-93	15-5	6-11	21-16	Van Exel - 25	Webber - 24	17,512
38	1/15	SEATTLE	W	122-111	16-5	6-11	22-16	Lenard - 30	Payton - 28	13,247
39	1/17	VANCOUVER	W	121-97	17-5	6-11	23-16	Van Exel - 21	Abdur-Rahim - 24	12,117
40	1/19	CLEVELAND	W	91-88	18-5	6-11	24-16	McDyess - 20	Miller - 17	17,058
41	1/20	@Dallas	L	79-97	18-5	6-12	24-17	Van Exel - 16	Nowitzki - 27	18,187
42	1/23	HOUSTON	W	105-100	19-5	6-12	25-17	Van Exel - 30	Francis - 26	12,674
43	1/25	@Utah	L	96-98	19-5	6-13	25-18	McDyess - 24	Marshall - 24	18,993
44	1/27	DALLAS	W	102-100	20-5	6-13	26-18	Van Exel/Willis - 18	Finley - 32	19,099S
45	1/29	UTAH	L	91-97	20-6	6-13	26-19	Van Exel - 21	Malone - 30	18,066
46	1/31	@Milwaukee	L	111-116	20-6	6-14	26-20	McDyess - 26	Allen - 32	15,786
47	2/2	@Indiana	L	94-103	20-6	6-15	26-21	McDyess - 25	Miller - 27	18,345
48	2/3	@Washington	W	105-100	20-6	7-15	27-21	McDyess - 24	Whitney - 24	13,429
49	2/5	@Philadelphia	L	80-99	20-6	7-16	27-22	McDyess - 28	Iverson - 37	18,726
50	2/6	@Detroit	L	83-94	20-6	7-17	27-23	McDyess/Van Exel - 22	Stackhouse - 24	11,378
51	2/8	@Toronto	L	92-99	20-6	7-18	27-24	Van Exel - 25	Carter - 31	18,041
52	2/13	NEW YORK	W	96-77	21-6	7-18	28-24	Van Exel - 24	Houston - 15	16,813
53	2/16	@Sacramento	L	84-117	21-6	7-19	28-25	Lenard - 23	Stojakovic - 29	17,317
54	2/18	WASHINGTON	L	98-101	21-7	7-19	28-26	McDyess - 29	Richmond - 29	15,961
55	2/20	@Portland	L	94-104	21-7	7-20	28-27	McDyess - 30	Wallace - 42	19,980
56	2/21	@Seattle	L	98-127	21-7	7-21	28-28	McDyess - 22	Payton - 30	13,040
57	2/24	ATLANTA	W	85-82	22-7	7-21	29-28	McDyess - 19	Terry - 22	18,977
58	2/26	ORLANDO	L	86-93	22-8	7-21	29-29	McDyess - 24	McGrady - 36	13,288
59	2/28	L.A. LAKERS	W	107-101	23-8	7-21	30-29	Van Exel - 27	Bryant - 38	19,566S
60	3/2	MINNESOTA	L	71-89	23-9	7-21	30-30	LaFrentz - 16	Garnett - 24	17,844
61	3/3	@Phoenix	L	82-97	23-9	7-22	30-31	Van Exel - 22	Robinson - 20	18,889
62	3/5	@L.A. Clippers	L	86-99	23-9	7-23	30-32	Strickland - 16	Odom - 27	12,068
63	3/6	PHOENIX	L	82-93	23-10	7-23	30-33	Pack - 22	Gugliotta - 25	15,763
64	3/9	@Sacramento	L	104-110	23-10	7-24	30-34	Lenard - 24	Webber - 41	17,317
65	3/12	@Golden State	W	84-79	23-10	8-24	31-34	Van Exel - 17	Blaylock - 20	10,274
66	3/14	INDIANA	W	95-83	24-10	8-24	32-34	Van Exel - 37	O'Neal - 22	14,313
67	3/16	BOSTON	L	83-87	24-11	8-24	32-35	Walker - 19	Walker - 21	16,406
68	3/18	NEW JERSEY	W	98-84	25-11	8-24	33-35	LaFrentz - 22	Martin - 17	14,861
69	3/23	@Minnesota	L	90-101	25-11	8-25	33-36	McCloud - 18	Garnett - 30	18,777
70	3/24	@Cleveland	L	105-117	25-11	8-26	33-37	McDyess - 32	Miller - 24	16,519
71	3/26	@Chicago	W	109-104*	25-11	9-26	34-37	McDyess - 35	Mercer - 30	21,748
72	3/28	@New Jersey	L	96-99	25-11	9-27	34-38	McDyess - 20	Van Horn - 25	17,551
73	3/30	@Charlotte	W	103-96	25-11	10-27	35-38	Van Exel - 41	Wesley - 24	15,983
74	3/31	@Atlanta	L	88-99	25-11	10-28	35-39	Willis - 21	Kukoc - 23	16,030
75	4/3	PORTLAND	W	94-92	26-11	10-28	36-39	Pack - 26	Smith/Stoudamire - 17	13,755
76	4/5	SAN ANTONIO	L	80-101	26-12	10-28	36-40	Pack - 20	Duncan - 36	13,796
77	4/7	VANCOUVER	W	98-97	27-12	10-28	37-40	Posey - 22	Abdur-Rahim - 32	14,934
78	4/10	@Houston	W	100-99	27-12	11-28	38-40	Pack - 20	Mobley - 27	11,989
79	4/13	GOLDEN STATE	W	108-92	28-12	11-28	39-40	McCloud - 24	Jamison - 30	15,874
80	4/14	@San Antonio	L	95-111	28-12	11-29	39-41	McCloud - 23	Robinson - 25	34,397
81	4/17	@L.A. Lakers	L	91-108	28-12	11-30	39-42	LaFrentz - 22	O'Neal - 33	18,997
82	4/18	SACRAMENTO	W	110-100	29-12	11-30	40-42	LaFrentz - 32	Pollard - 18	18,495

* Denotes number of overtime periods

§ Ball Arena (previously known as Pepsi Center) sellout





2001-02 ROSTER

NO.	PLAYER	POS	HT	WT	COLLEGE/YR	EXP.
9	Tariq Abdul-Wahad	G/F	6-6	223	San Jose State '98	4
15	Chris Andersen	F	6-10	230	Blinn (Texas) J.C. '99	1
30	Carlos Arroyo	G	6-2	202	Florida International '01	1
27	Mengke Bateer	C	6-11	290	China	1
32	Ryan Bowen	F	6-9	227	Iowa '98	3
29	Calbert Cheaney	G/F	6-7	217	Indiana '93	9
25	Zendon Hamilton	F	6-11	250	St. John's '98	2
6	Avery Johnson	G	5-11	180	Southern '88	13
45	Raef LaFrentz	C	6-11	245	Kansas '98	3
10	Tim Hardaway	G	6-0	195	Texas-El Paso '89	12
1	Donnell Harvey	F	6-8	220	Florida '03	2
7	Juwan Howard	F	6-9	250	Michigan '95	8
5	Voshon Lenard	G	6-4	205	Minnesota '95	7
21	George McCloud	F	6-8	225	Florida State '89	12
24	Antonio McDyess	F	6-9	245	Alabama '97	7
41	James Posey	F/G	6-8	215	Xavier '99	3
34	Isaiah Rider	G	6-5	215	UNLV '93	8
11	Kenny Satterfield	G	6-2	180	Cincinnati '03	1
36	Shawnelle Scott	C	6-11	250	St. John's '94	3
31	Nick Van Exel	G	6-1	195	Cincinnati '93	8
42	Scott Williams	F/C	6-10	245	North Carolina '90	12

Interim Head Coach: Mike Evans (Kansas State '78)
Assistant Coaches: Kim Hughes (Wisconsin '74), John MacLeod (Bellarmine College '59),
 Clyde Drexler (Houston '84), Louie Dampier (Kentucky '67)
Asst. Coach / Strength & Cond.: Steve Hess (Ithaca '91)
Athletic Trainer: Jim Gillen (Ft. Hays State '74)
Asst. Athletic Trainer: Erik Phillips (Colorado State '98)

NUGGETS 2001-02 TEAM HIGHS & LOWS

	HIGH	LOW		HIGH	LOW
Points	110 vs. Dal. (OT), 3/3	68 vs. LAL, 11/21	Free-Throws Attempted	39 @ Mia., 3/16	5 vs. SA, 12/18
Points (1st Half)	63 vs. Mil., 11/1	32 @ SA, 4/10	Free-Throw Percentage	(.938/15-16) vs. Port., 2/5	(.529/9-17) @ Min., 2/15
Points (2nd Half)	63 vs. Sea., 1/18	31 @ SA, 12/21	Total Rebounds	57 vs. Mem., 12/13	31 @ SA, 12/21
Points (Quarter)	37 vs. Hou. (3rd), 11/9	12 (3), last @ Mem. (3rd), 4/9	Offensive Rebounds	24 (2), last @ GS, 4/5	5 vs. NY, 3/7
Field Goals Made	47 vs. Hou., 11/9	24 vs. Wash., 3/20	Defensive Rebounds	38 (3), last vs. Hou., 4/16	17 @ Min., 4/17
Field Goals Attempted	99 (2), last @ GS, 4/5	69 @ LAL, 1/22	Assists	35 vs. NY, 3/7	9 @ Mia., 3/16
Field Goal Percentage	(.565/39-69) @ LAL, 1/22	(.322/29-90) @ Sac., 3/21	Steals	17 vs. GS, 4/12	2 (3), @ Min., 2/15
Three-Pointers Made	11 vs. GS, 12/22	0 (3), last vs. Wash., 3/20	Turnovers	28 @ Utah, 3/4	6 vs. Hou., 4/16
Three-Pointers Attempted	28 vs. SA, 12/18	3 vs. Wash., 3/20	Blocked Shots	16 vs. LAC, 1/4	0 @ OrL., 3/15
Three-Point Percentage	(.588/10-17) @ LAL, 1/22	(.000 (3), last, 0-3) vs. Wash., 3/20	Personal Fouls	36 @ Utah, 3/4	15 vs. Port., 2/5
Free-Throws Made	29 vs. Dal. (OT), 3/3	4 vs. SA, 12/18	Margin of Victory	31 (101-70) vs. Hou., 4/16	

OPPONENTS 2001-02 TEAM HIGHS & LOWS

	HIGH	LOW		HIGH	LOW
Points	132 @ Sac., 2/1	70 by Hou., 4/16	Free-Throw Percentage	(1.000/17-17) by Mia., 1/29	(.480/12-25) by LAL, 11/21
Points (1st Half)	71 @ Sac., 2/1	27 by Hou., 4/16	Total Rebounds	61 (2) @ GS, 2/27	28 (2), last @ Utah, 3/4
Points (2nd Half)	61 @ Sac., 2/1	34 (2), last @ NY, 3/25	Offensive Rebounds	21 (2), last @ Sac., 2/1	3 @ OrL., 3/15
Points (Quarter)	42 @ Sac. (1st), 2/1	11 (2), last @ Det. (3rd), 3/31	Defensive Rebounds	44 @ GS, 2/27	21 by Hou., 11/9
Field Goals Made	47 @ Sea., 1/19	26 (2) by Hou., 4/16; 11/9	Assists	36 @ Phx., 12/29	16 @ Hou., 11/6
Field Goals Attempted	94 @ Tor. (OT), 12/7	63 (2), last @ Utah, 3/4	Steals	19 @ SA, 12/21	1 by Hou., 4/16
Field Goal Percentage	(.589/43-73) @ SA, 12/21	(.341/29-85) @ NY, 3/25	Turnovers	30 @ GS, 2/27	6 @ Port., 11/23
Three-Pointers Made	14 by Bos., 2/12	0 @ Mem., 2/14	Blocked Shots	16 @ Mem., 4/9	1 by Sea., 1/18
Three-Pointers Attempted	27 (2), last @ OrL., 3/15	5 by Chi., 11/13	Personal Fouls	27 @ GS, 2/27	11 @ LAL, 11/25
Three-Point Percentage	(.778/7-9) by Sac., 1/16	(.000/0-6) @ Mem., 2/14	Margin of Victory	36 (118-82) @ Sac., 3/21;	
Free-Throws Made	43 @ GS, 2/27	6 @ Sea., 1/19		(132-96) @ Sac., 2/1	
Free-Throws Attempted	52 @ GS, 2/27	12 (2), last @ LAC, 4/7			





2001-02 GAME-BY-GAME RESULTS (27-55)

NO.	DATE	OPPONENT	W-L	SCORE	HOME	ROAD	TOTAL	DEN. HIGH SCORER	OPP. HIGH SCORER	ATTEND.
1	10/30	@Phoenix	W	99-96	0-0	1-0	1-0	Van Exel - 27	Delk - 21	16,421
2	11/1	MILWAUKEE	L	101-102	0-1	1-0	1-1	Van Exel - 44	Allen - 31	18,634
3	11/3	SACRAMENTO	L	94-106	0-2	1-0	1-2	Van Exel - 32	Stojakovic - 24	15,138
4	11/6	@Houston	L	93-99	0-2	1-1	1-3	Van Exel - 25	Francis - 22	9,671
5	11/8	@Dallas	L	91-105	0-2	1-2	1-4	Rider - 19	Nowitzki - 33	17,471
6	11/9	HOUSTON	W	108-81	1-2	1-2	2-4	Van Exel/Rider - 28	Thomas - 24	11,451
7	11/11	TORONTO	W	96-85	2-2	1-2	3-4	Van Exel - 24	Carter - 22	13,735
8	11/13	CHICAGO	W	101-93	3-2	1-2	4-4	Van Exel - 23	Miller - 25	11,307
9	11/15	ORLANDO	L	82-101	3-3	1-2	4-5	Bowen - 14	Hill - 23	12,015
10	11/17	@Seattle	W	103-93	3-3	2-2	5-5	Van Exel - 38	Lewis - 23	11,992
11	11/19	NEW JERSEY	W	99-96*	4-3	2-2	6-5	Van Exel - 30	Martin - 28	11,319
12	11/21	L.A. LAKERS	L	68-89	4-4	2-2	6-6	Van Exel - 21	Bryant - 24	19,521S
13	11/23	@Portland	L	90-97	4-4	2-3	6-7	Van Exel - 29	Wallace - 30	19,479
14	11/25	@L.A. Lakers	L	98-105	4-4	2-4	6-8	Van Exel - 34	Bryant - 25	18,997
15	11/28	INDIANA	L	85-99	4-5	2-4	6-9	Van Exel - 20	Harrington - 22	14,542
16	11/30	L.A. CLIPPERS	W	96-93	5-5	2-4	7-9	LaFrentz - 26	Richardson - 26	14,187
17	12/4	@Indiana	L	96-104	5-5	2-5	7-10	Van Exel - 30	Rose - 25	16,340
18	12/5	@Boston	L	80-95	5-5	2-6	7-11	Van Exel/Johnson - 16	Pierce - 35	12,587
19	12/7	@Toronto	L	96-98*	5-5	2-7	7-12	Van Exel - 27	Carter - 42	19,800
20	12/8	@Cleveland	L	99-109	5-5	2-8	7-13	Lenard - 17	Murray - 33	13,092
21	12/11	CHARLOTTE	L	96-99	5-6	2-8	7-14	LaFrentz - 23	Nailon - 20	13,912
22	12/13	MEMPHIS	W	89-86	6-6	2-8	8-14	Lenard - 25	Battier - 19	11,231
23	12/15	PHOENIX	W	106-98	7-6	2-8	9-14	Van Exel - 24	Marbury - 27	13,593
24	12/18	SAN ANTONIO	L	93-102	7-7	2-8	9-15	Van Exel - 25	Duncan - 24	14,118
25	12/21	@San Antonio	L	74-109	7-7	2-9	9-16	Van Exel - 11	Duncan - 21	22,831
26	12/22	GOLDEN STATE	L	101-105	7-8	2-9	9-17	Posey - 33	Jamison - 29	15,122
27	12/26	MINNESOTA	L	91-94	7-9	2-9	9-18	Van Exel - 27	Garnett/Billups - 22	14,726
28	12/28	PHILADELPHIA	W	93-90	8-9	2-9	10-18	Van Exel - 33	Iverson - 38	18,482
29	12/29	@Phoenix	L	92-109	8-9	2-10	10-19	Van Exel - 24	Wallace - 23	17,976
30	1/2	L.A. LAKERS	L	86-87	8-10	2-10	10-20	Van Exel - 25	Bryant - 28	17,932
31	1/4	L.A. CLIPPERS	L	80-82	8-11	2-10	10-21	Posey - 28	Odom - 27	16,004
32	1/7	@Charlotte	L	80-94	8-11	2-11	10-22	Van Exel - 24	Campbell - 21	7,806
33	1/8	@Dallas	L	94-95	8-11	2-12	10-23	Van Exel - 31	Nowitzki - 27	19,617
34	1/10	CLEVELAND	W	96-91	9-11	2-12	11-23	LaFrentz - 29	Murray - 17	13,589
35	1/12	@Houston	L	86-98	9-11	2-13	11-24	Lenard - 20	Griffin - 25	11,045
36	1/14	@Utah	L	97-106	9-11	2-14	11-25	Van Exel - 26	Malone - 26	17,809
37	1/16	SACRAMENTO	L	107-112	9-12	2-14	11-26	LaFrentz - 30	Stojakovic - 29	16,780
38	1/18	SEATTLE	W	96-90	10-12	2-14	12-26	Lenard - 27	Payton - 25	17,407
39	1/19	@Seattle	L	77-104	10-12	2-15	12-27	Van Exel - 28	Payton - 25	17,072
40	1/21	@L.A. Clippers	L	89-102	10-12	2-16	12-28	Van Exel - 19	Brand - 31	16,672
41	1/22	@L.A. Lakers	W	107-91	10-12	3-16	13-28	Lenard - 29	O'Neal - 40	18,997
42	1/24	DALLAS	L	97-104	10-13	3-16	13-29	LaFrentz - 24	Nowitzki - 26	16,045
43	1/29	MIAMI	L	94-100*	10-14	3-16	13-30	LaFrentz - 30	Jones - 37	15,492
44	2/1	@Sacramento	L	96-132	10-14	3-17	13-31	LaFrentz - 16	Webber - 29	17,317
45	2/5	PORTLAND	W	97-96	11-14	3-17	14-31	LaFrentz - 25	Patterson - 31	16,539
46	2/12	BOSTON	L	93-110	11-15	3-17	14-32	Johnson - 21	Walker - 30	14,193
47	2/14	@Memphis	W	100-85	11-15	4-17	15-32	LaFrentz - 23	Wright - 20	12,867
48	2/15	@Minnesota	W	99-98	11-15	5-17	16-32	LaFrentz - 30	Peeler - 24	19,669
49	2/17	@New Jersey	L	77-98	11-15	5-18	16-33	Abdul-Wahad/Lenard - 14	Van Horn - 17	12,866
50	2/18	@Philadelphia	L	83-110	11-15	5-19	16-34	Johnson/LaFrentz - 17	Iverson - 27	20,471
51	2/20	UTAH	L	99-110	11-16	5-19	16-35	Johnson - 19	Kirilenko/Padgett - 21	15,920
52	2/23	@Portland	L	90-101	11-16	5-20	16-36	McCloud - 20	Stoudamire - 24	19,146
53	2/24	ATLANTA	L	84-89	11-17	5-20	16-37	Howard - 28	Terry - 25	15,424
54	2/27	@Golden State	L	93-110	11-17	5-21	16-38	Howard - 21	Jamison - 26	11,517
55	3/1	MEMPHIS	W	96-83	12-17	5-21	17-38	Howard - 24	Gasol - 26	16,177
56	3/3	DALLAS	L	110-116*	12-18	5-21	17-39	Howard - 30	Finley - 30	16,851
57	3/4	@Utah	L	82-100	12-18	5-22	17-40	Lenard - 20	Malone - 21	18,381
58	3/7	NEW YORK	W	104-93	13-18	5-22	18-40	Howard - 30	Sprewell - 23	16,307
59	3/9	PORTLAND	W	109-106*	14-18	5-22	19-40	McCloud - 26	Pippen - 28	17,098
60	3/11	SAN ANTONIO	L	78-93	14-19	5-22	19-41	McDyess - 19	Duncan - 21	13,511
61	3/13	@Atlanta	L	102-105	14-19	5-23	19-42	Hardaway - 20	Terry - 31	7,577
62	3/15	@Orlando	L	102-124	14-19	5-24	19-43	Howard - 20	McGrady - 30	15,174
63	3/16	@Miami	L	76-101	14-19	5-25	19-44	Cheaney - 20	Mourning - 24	16,500
64	3/18	DETROIT	L	91-98	14-20	5-25	19-45	Lenard/Howard - 18	Stackhouse - 24	16,305
65	3/20	WASHINGTON	L	75-107	14-21	5-25	19-46	McDyess - 16	Hamilton - 30	19,162S
66	3/21	@Sacramento	L	82-118	14-21	5-26	19-47	McCloud - 15	Turkoglu - 31	17,317
67	3/23	SEATTLE	W	88-85	15-21	5-26	20-47	Lenard - 24	Lewis/Drobnjak - 16	17,848
68	3/25	@New York	W	84-83	15-21	6-26	21-47	Lenard - 21	Sprewell - 33	19,763
69	3/26	@Washington	L	87-103	15-21	6-27	21-48	Harvey - 18	Hamilton/Whitney - 22	20,674
70	3/28	@Milwaukee	L	88-95	15-21	6-28	21-49	Lenard - 25	Cassell - 29	18,717
71	3/30	@Chicago	W	100-84	15-21	7-28	22-49	Howard - 23	Crawford - 16	20,734
72	3/31	@Detroit	L	82-86	15-21	7-29	22-50	Cheaney - 22	Stackhouse - 22	16,658
73	4/2	UTAH	W	98-90	16-21	7-29	23-50	Howard - 20	Stockton - 19	17,042
74	4/4	MINNESOTA	W	88-87	17-21	7-29	24-50	Howard - 20	Garnett - 21	15,509
75	4/5	@Golden State	L	104-108	17-21	7-30	24-51	Howard - 27	Arenas - 25	14,396
76	4/7	@L.A. Clippers	L	75-97	17-21	7-31	24-52	Posey - 18	Olowokandi - 23	18,964
77	4/9	@Memphis	L	86-97	17-21	7-32	24-53	Howard - 18	Swift - 20	11,208
78	4/10	@San Antonio	L	79-87	17-21	7-33	24-54	Howard - 19	Duncan - 16	19,893
79	4/12	GOLDEN STATE	W	97-89	18-21	7-33	25-54	Posey - 17	Jamison - 21	17,154
80	4/13	PHOENIX	W	98-94	19-21	7-33	26-54	Lenard - 28	Maron - 22	16,807
81	4/16	HOUSTON	W	101-70	20-21	7-33	27-54	Posey - 26	Torres - 18	15,717
82	4/17	@Minnesota	L	90-104	20-21	7-34	27-55	Satterfield - 21	Szczerbiak - 20	16,779

* Denotes number of overtime periods

§ Ball Arena (previously known as Pepsi Center) sellout





2002-03 ROSTER

NO.	PLAYER	POS	HT	WT	COLLEGE/YR	EXP.
15	Chris Andersen	F	6-10	230	Blinn (Texas) J.C. '99	1
30	Mark Blount	C	7-0	250	Pittsburgh '99	2
32	Ryan Bowen	F	6-9	227	Iowa '98	3
14	Devin Brown	G	6-5	235	Texas-San Antonio '02	R
9	Mark Bryant	F/C	6-9	250	Seton Hall '88	14
23	Marcus Camby	F/C	6-11	225	Massachusetts '97	6
25	John Crotty	G	6-2	194	Virginia '91	10
21	Adam Harrington	G	6-5	200	Auburn '03	R
6	Junior Harrington	G	6-4	190	Wingate '02	R
1	Donnell Harvey	F	6-8	220	Florida '03	2
5	Juwan Howard	F	6-9	250	Michigan '95	8
31	Nenê	F	6-11	260	Brazil	R
41	James Posey	F/G	6-8	215	Xavier '99	3
11	Kenny Satterfield	G	6-2	180	Cincinnati '03	1
4	Predrag Savovic	G	6-6	225	Hawaii '02	R
20	Jeff Trepagnier	G	6-4	200	USC '01	1
22	Nikoloz Tskitishvili	F	7-0	225	Republic of Georgia	R
7	Rodney White	G/F	6-9	230	Charlotte '04	1
12	Chris Whitney	G	6-0	175	Clemson '93	9
11	Shammond Williams	G	6-1	201	North Carolina '98	4
3	Vincent Yarbrough	G/F	6-7	210	Tennessee '02	R

Head Coach: Jeff Bzdelik (Illinois-Chicago '76)
Associate Head Coach: John MacLeod (Bellarmine College '59)
Assistant Coaches: T.R. Dunn (Alabama '77)
 Jarinn Akana (Hawaii '94)
Assistant Coach/Director of Scouting: Bill Branch (Lenior-Rhyne College '88)
Player Development: Mark Randall (Kansas '91)
Coaching Consultant: Doug Moe (North Carolina '61)
Asst. Coach/Strength & Conditioning: Steve Hess (Ithaca '91)
Athletic Trainer: Jim Gillen (Ft. Hays State '74)
Asst. Athletic Trainer: Erik Phillips (Colorado State '98)

NUGGETS 2002-03 TEAM HIGHS & LOWS

	HIGH	LOW		HIGH	LOW
Points	108 vs. Mil., 3/26	53 @ Det., 11/16	Total Rebounds	59 vs. GS, 2/24	25 vs. LAL, 12/28
Field Goals Made	45 @ Port., 11/5	20 @ Phx., 4/1	Offensive Rebounds	23 vs. Utah, 11/20	5 vs. Sac., 12/4
Field Goals Attempted	102 @ GS, 4/6	56 vs. NJ, 1/27	Defensive Rebounds	40 vs. Sac., 1/4	16 (3), last @ Cle., 12/14
Field Goal Percentage	(.592/45-76) @ Port., 11/5	(.263/20-76) @ Phx., 4/1	Assists	32 (2), last vs. Chi. (OT), 2/4	12 (2), last @ SA, 11/27
Three-Pointers Made	8 @ Cle., 12/14	0 (6), last vs. NY, 4/2	Steals	18 (2), last vs. Cle., 1/17	2 vs. Phi., 3/2
Three-Pointers Attempted	21 @ Cle., 12/14	2 @ NY, 1/22	Turnovers	32 vs. NJ, 1/27	9 vs. Min., 12/9
Three-Point Percentage	(.700/7-10) vs. Wash., 3/30	(.000) (5) last vs. Port., 2/26	Blocked Shots	12 vs. Port., 1/10	0 @ Port., 1/28
Free-Throws Made	28 vs. LAL, 2/12	3 @ Port., 11/2	Personal Fouls	33 (3), last vs. LAL, 2/12	17 (2), last @ Hou., 1/11
Free-Throws Attempted	43 vs. LAL, 2/12	6 @ Mil., 1/25			
Free-Throw Percentage	(.900/18-20) @ Sac., 4/11	(.375/3-8) @ Port., 11/2			

OPPONENTS 2002-03 TEAM HIGHS & LOWS

	HIGH	LOW		HIGH	LOW
Points	126 @ LAL, 4/15	70 by LAC, 11/22	Total Rebounds	61 @ Chi., 2/15	23 @ Port., 11/2
Field Goals Made	48 @ Dal., 2/1	23 (2), last by Bos., 3/22	Offensive Rebounds	23 @ Chi., 2/15	3 (2), last by Orl., 12/20
Field Goals Attempted	90 by LAC, 4/12	60 @ LAC, 12/21	Defensive Rebounds	41 by LAC, 4/12	13 @ Port., 11/2
Field Goal Percentage	(.590/36-61) by Utah, 11/20	(.307/23-75) vs. Bos., 3/22	Assists	36 by LAL, 12/28	13 by Mem., 2/2
Three-Pointers Made	14 @ LAL, 4/15	0 (4), last by Mia., 1/8	Steals	18 by GS, 11/29	3 by Min., 12/9
Three-Pointers Attempted	27 @ LAL, 4/15	4 by Utah, 11/20	Turnovers	31 by Utah, 11/20	10 by Dal., 12/18
Three-Point Percentage	(.750/3-4) by Utah, 1/15	(.000) (3), last by Sea., 12/30	Blocked Shots	15 by Mem., 11/9	1 (2), last @ Sea., 1/3
Free-Throws Made	40 @ GS, 12/3	11 @ Min., 10/30	Personal Fouls	31 (2), last by Ind., 12/7	10 @ Mil., 1/25
Free-Throws Attempted	48 @ Utah, 2/22	16 by LAL, 12/28			
Free-Throw Percentage	(.952/20-21) @ Dal., 12/18	(.520/13-25) @ Sea., 1/3			





2002-03 GAME-BY-GAME RESULTS (17-65)

NO.	DATE	OPPONENT	W-L	SCORE	HOME	ROAD	TOTAL	DEN. HIGH SCORER	OPP. HIGH SCORER	ATTEND.
1	10/30	@Minnesota	L	77-83	0-0	0-1	0-1	Andersen - 16	Hudson - 23	16,113
2	11/1	HOUSTON	L	73-84	0-1	0-1	0-2	Posey - 16	Mobley - 29	18,030
3	11/2	@Portland	W	96-79	0-1	1-1	1-2	Posey - 19	Wallace - 21	19,991
4	11/5	ATLANTA	L	87-103	0-2	1-1	1-3	Howard - 25	Robinson - 23	10,073
5	11/7	DETROIT	L	63-89	0-3	1-1	1-4	Posey - 21	Billups - 21	11,982
6	11/9	MEMPHIS	W	84-73	1-3	1-1	2-4	White - 22	Gasol - 21	16,179
7	11/13	PHOENIX	L	72-75	1-4	1-1	2-5	Howard - 19	Marbury - 19	11,846
8	11/15	@Toronto	L	79-84	1-4	1-2	2-6	Posey - 24	Lenard - 19	18,985
9	11/16	@Detroit	L	53-74	1-4	1-3	2-7	Howard - 12	Robinson - 19	22,076
10	11/18	@New Jersey	L	79-99	1-4	1-4	2-8	Satterfield - 15	Kidd - 24	10,302
11	11/20	UTAH	L	79-96	1-5	1-4	2-9	Howard - 17	Malone - 21	11,187
12	11/22	L.A. CLIPPERS	W	72-70	2-5	1-4	3-9	Howard - 18	Miller - 25	13,122
13	11/23	@Phoenix	W	80-79	2-5	2-4	4-9	Posey - 20	Marion - 19	15,121
14	11/26	SAN ANTONIO	W	85-81	3-5	2-4	5-9	Howard/Posey - 23	Duncan - 18	11,851
15	11/27	@San Antonio	L	68-99	3-5	2-5	5-10	Andersen - 12	Jackson - 22	16,935
16	11/29	GOLDEN STATE	L	82-92	3-6	2-5	5-11	Howard - 19	Arenas - 27	15,129
17	12/3	@Golden State	L	89-110	3-6	2-6	5-12	Harvey - 16	Jamison - 34	10,007
18	12/4	SACRAMENTO	L	90-92	3-7	2-6	5-13	Whitney - 22	Webber - 31	13,002
19	12/6	@Sacramento	L	77-98	3-7	2-7	5-14	Posey - 22	Christie - 23	17,317
20	12/7	INDIANA	W	92-81	4-7	2-7	6-14	Whitney - 23	O'Neal - 26	15,487
21	12/9	MINNESOTA	L	84-92	4-8	2-7	6-15	Howard - 20	Hudson - 22	12,378
22	12/11	@Memphis	L	93-96	4-8	2-8	6-16	Harvey - 23	Gasol - 18	11,889
23	12/13	@Indiana	L	72-94	4-8	2-9	6-17	Whitney - 14	Mercer - 19	15,017
24	12/14	@Cleveland	L	104-111	4-8	2-10	6-18	Posey - 21	Wagner/Ilgaukas - 29	9,163
25	12/16	@Philadelphia	L	71-93	4-8	2-11	6-19	Nenê - 23	Iverson - 23	17,501
26	12/18	DALLAS	L	75-80	4-9	2-11	6-20	Howard - 21	Finley - 31	13,183
27	12/20	ORLANDO	L	80-89	4-10	2-11	6-21	Howard - 20	Garrity/Kemp - 17	15,497
28	12/21	@L.A. Clippers	L	89-92	4-10	2-12	6-22	Howard - 30	Jaric - 22	15,503
29	12/28	L.A. LAKERS	L	93-112	4-11	2-12	6-23	Howard - 20	Bryant - 39	19,099S
30	12/30	SEATTLE	L	77-79	4-12	2-12	6-24	Nenê - 21	Mason - 23	13,564
31	1/3	@Seattle	W	94-82	4-12	3-12	7-24	Howard - 20	Payton - 25	15,802
32	1/4	SACRAMENTO	L	76-87	4-13	3-12	7-25	Howard - 20	Bibby - 24	17,393
33	1/6	@Dallas	L	71-86	4-13	3-13	7-26	Howard - 22	Finley - 19	19,773
34	1/8	MIAMI	W	86-76	5-13	3-13	8-26	Howard - 28	C. Butler - 20	12,930
35	1/10	PORTLAND	W	82-81	6-13	3-13	9-26	Nenê - 20	Anderson - 17	15,216
36	1/11	@Houston	L	85-87	6-13	3-14	9-27	Howard - 19	Francis - 25	11,972
37	1/13	@Minnesota	L	75-89	6-13	3-15	9-28	Howard - 19	Peeler - 20	13,009
38	1/15	UTAH	L	81-92	6-14	3-15	9-29	Nenê - 24	Harpring - 17	13,354
39	1/17	CLEVELAND	W	97-80	7-14	3-15	10-29	Howard - 25	Ilgaukas - 26	14,214
40	1/20	@Washington	L	74-89	7-14	3-16	10-30	Howard - 25	Jordan - 25	20,173
41	1/22	@New York	L	88-97	7-14	3-17	10-31	Howard - 28	Houston - 37	17,622
42	1/24	@Boston	L	58-77	7-14	3-18	10-32	White - 11	Pierce - 45	18,087
43	1/25	@Milwaukee	L	75-88	7-14	3-19	10-33	Howard/Harvey - 15	Cassell - 26	18,096
44	1/27	NEW JERSEY	L	66-92	7-15	3-19	10-34	Yarbrough - 13	Jefferson - 23	13,826
45	1/28	@Portland	L	92-98	7-15	3-20	10-35	Howard - 17	Anderson - 24	19,087
46	2/1	@Dallas	L	100-122	7-15	3-21	10-36	White - 17	Van Exel - 30	19,889
47	2/2	MEMPHIS	W	93-78	8-15	3-21	11-36	Howard - 26	Gooden - 16	13,274
48	2/4	CHICAGO	W	102-100*	9-15	3-21	12-36	Howard - 30	Marshall - 21	13,390
49	2/6	SAN ANTONIO	L	74-83	9-16	3-21	12-37	Howard - 23	Duncan - 25	15,206
50	2/11	@L.A. Lakers	L	93-121	9-16	3-22	12-38	Howard/Yarbrough - 18	Bryant - 42	18,848
51	2/12	L.A. LAKERS	L	102-113	9-17	3-22	12-39	Howard - 22	Bryant - 51	17,757
52	2/15	@Chicago	L	69-88	9-17	3-23	12-40	Howard - 18	Rose - 27	22,145
53	2/16	@New Orleans	L	92-100	9-17	3-24	12-41	Howard - 25	Mashburn - 24	14,715
54	2/18	@San Antonio	L	76-101	9-17	3-25	12-42	Howard - 21	Bowen - 18	17,274
55	2/19	MINNESOTA	L	77-85	9-18	3-25	12-43	Yarbrough - 18	Garnett - 25	15,109
56	2/22	@Utah	L	89-99	9-18	3-26	12-44	Howard - 20	Malone - 20	19,911
57	2/24	GOLDEN STATE	L	89-94	9-19	3-26	12-45	Howard - 29	Arenas - 19	13,146
58	2/26	PORTLAND	L	84-94	9-20	3-26	12-46	Howard - 26	Daniels/Patterson - 15	15,826
59	2/28	NEW ORLEANS	L	88-94	9-21	3-26	12-47	Howard - 24	Mashburn - 24	18,556
60	3/2	PHILADELPHIA	L	94-100	9-22	3-26	12-48	Howard - 25	Snow - 25	16,632
61	3/4	@Atlanta	L	86-92	9-22	3-27	12-49	Howard - 20	Abdur-Rahim - 30	9,392
62	3/5	@Memphis	L	86-96	9-22	3-28	12-50	Howard/Nenê/White - 14	Swift - 24	11,296
63	3/8	@Miami	W	98-92	9-22	4-28	13-50	J.Harrington - 19	R. Butler - 22	14,418
64	3/9	@Orlando	L	98-111	9-22	4-29	13-51	Howard - 19	McGrady - 43	15,755
65	3/11	TORONTO	W	95-87	10-22	4-29	14-51	Howard - 24	Carter - 21	13,409
66	3/16	SEATTLE	L	84-92	10-23	4-29	14-52	Howard - 22	Lewis - 24	16,108
67	3/18	@Utah	L	81-99	10-23	4-30	14-53	Howard - 16	Harpring - 22	17,651
68	3/19	@L.A. Clippers	L	78-91	10-23	4-31	14-54	Howard - 24	Wang - 21	15,590
69	3/21	@Seattle	L	99-101*	10-23	4-32	14-55	Williams - 22	Allen - 38	16,379
70	3/22	BOSTON	W	90-80	11-23	4-32	15-55	Howard - 27	Pierce - 31	17,448
71	3/24	DALLAS	L	96-108	11-24	4-32	15-56	Howard - 25	Nowitzki - 25	14,714
72	3/26	MILWAUKEE	W	108-103	12-24	4-32	16-56	Howard - 25	Payton - 28	14,811
73	3/29	@Houston	L	89-102	12-24	4-33	16-57	Howard - 18	Francis - 18	15,026
74	3/30	WASHINGTON	W	88-72	13-24	4-33	17-57	Williams - 15	Jordan - 19	19,650S
75	4/1	@Phoenix	L	65-95	13-24	4-34	17-58	Canby/Nenê/Tskitshvili - 10	Marion - 33	17,124
76	4/2	NEW YORK	L	75-83	13-25	4-34	17-59	Howard - 20	Houston - 27	13,527
77	4/6	@Golden State	L	99-106	13-25	4-35	17-60	Howard - 24	Jamison - 41	17,021
78	4/8	PHOENIX	L	78-98	13-26	4-35	17-61	Howard - 15	Marion - 29	13,873
79	4/11	@Sacramento	L	103-105	13-26	4-36	17-62	Howard - 24	Webber - 27	17,317
80	4/12	L.A. CLIPPERS	L	79-101	13-27	4-36	17-63	Trepagnier - 15	Jaric - 17	18,319
81	4/15	@L.A. Lakers	L	104-126	13-27	4-37	17-64	Howard - 19	Bryant - 32	18,997
82	4/16	HOUSTON	L	84-89	13-28	4-37	17-65	Williams - 15	Posey/Francis - 17	18,516

* Denotes number of overtime periods S Ball Arena (previously known as Pepsi Center) sellout





2003-04 ROSTER

NO.	PLAYER	POS	HT	WT	COLLEGE/YR	EXP.
12	Chris Andersen	F	6-10	228	Blinn (Texas) J.C. '99	2
15	Carmelo Anthony	F	6-8	230	Syracuse '06	R
20	Jon Barry	G	6-5	205	Georgia Tech '92	11
32	Ryan Bowen	F	6-9	220	Iowa '98	4
11	Earl Boykins	G	5-5	133	Eastern Michigan '98	5
23	Marcus Camby	F/C	6-11	235	Massachusetts '97	7
51	Michael Doleac	F/C	6-11	262	Utah '98	5
56	Francisco Elson	F/C	7-0	235	California '99	R
1	Voshon Lenard	G	6-4	205	Minnesota '95	8
24	Andre Miller	G	6-2	200	Utah '99	4
31	Nenê	F	6-11	260	Brazil	1
41	Mark Pope	F	6-10	235	Kentucky '96	5
4	Jeff Trepagnier	G	6-4	200	USC '01	1
22	Nikoloz Tskitishvili	F	7-0	245	Republic of Georgia	1
5	Rodney White	F	6-9	230	Charlotte '04	2

Head Coach: Jeff Bzdelik (Illinois-Chicago '76)
Associate Head Coach: John MacLeod (Bellarmine College '59)
Assistant Coaches: T.R. Dunn (Alabama '77), Scott Brooks (UC-Irvine '87)
Assistant Coaches/Player Development: Jarinn Akana (Hawaii '94), Adrian Dantley (Notre Dame '77),
 Chip Engelland (Duke '83)
Assistant Coach/Director of Scouting: Bill Branch (Lenoir-Rhyne College '88)
Assistant Coach/Coaching Consultant: Doug Moe (North Carolina '61)
Asst. Coach/Strength & Conditioning: Steve Hess (Ithaca '91)
Athletic Trainer: Jim Gillen (Ft. Hays State '74)
Asst. Athletic Trainer: Erik Phillips (Colorado State '98)

NUGGETS 2003-04 TEAM HIGHS & LOWS

	HIGH	LOW		HIGH	LOW
Points	124 vs. Sea., 3/30	60 @ Ind., 11/4	Free-Throw Percentage	(.897/26-29) @ Por., 1/2	(.529/9-17) vs. Dal., 1/16
Field Goals Made	47 (2), last @ Mil., 3/12	23 @ Ind., 11/4	Total Rebounds	66 vs. SA, 10/29	28 @ LAL, 1/14
Field Goals Attempted	99 vs. LAC (OT), 11/7	64 vs. Mia., 1/18	Offensive Rebounds	26 vs. SA, 10/29	2 vs. Mia., 1/18
Field Goal Percentage	(.597/40-67) @ GS, 12/3	(.291/23-79) @ Ind., 11/4	Defensive Rebounds	43 vs. LAL, 1/7	18 @ LAL, 1/14
Three-Pointers Made	9 (2), last vs. Sea., 12/20	0 vs. Utah, 1/9	Assists	38 vs. Was., 11/21	7 @ Mia., 2/21
Three-Pointers Attempted	29 vs. Sea., 12/20	4 (3), last @ Mem., 1/25	Steals	16 (2), last vs. NY., 2/29	3 (2), @ SA, 2/28
Three-Point Percentage	(.667 (2)/8-12) last vs. NO, 12/17	(.000/0-4) vs. Utah, 1/9	Turnovers	23 (2), @ Ind., 11/4	6 vs. Min., 3/24
Free-Throws Made	35 vs. OrL., 11/14	8 @ Det., 3/19	Blocked Shots	16 vs. Mil., 11/19	1 vs. NY, 2/29
Free-Throws Attempted	46 vs. OrL., 11/14	12 @ Sea., 12/17	Personal Fouls	29 (2), last @ Mem., 2/23	15 (3), last vs. Atl., 1/3

OPPONENTS 2003-04 TEAM HIGHS & LOWS

	HIGH	LOW		HIGH	LOW
Points	120 @ LAC, 12/31	71 @ Ind., 11/4	Free-Throw Percentage	(.900/27-30) by LAC, 3/22	(.448/13-29) @ OrL., 2/20
Field Goals Made	48 @ SA, 2/28	25 (2), @ Utah, 1/20	Total Rebounds	60 by SA, 10/29	29 by Chi., 1/28
Field Goals Attempted	97 (2), last by Dal., 11/28	6 @ LAL, 1/14	Offensive Rebounds	24 by Cle., 12/2	4 (2), @ NJ, 3/10
Field Goal Percentage	(.567/38-67) @ NJ, 3/10	(.268/26-97) by SA, 10/29	Defensive Rebounds	41 by Min., 3/21	20 by Chi., 1/28
Three-Pointers Made	14 @ SAC, 2/8	0 (2), last @ Min., 11/18	Assists	35 by LAL, 2/25	14 (3), last @ Utah, 1/21
Three-Pointers Attempted	24 @ SAC, 2/8	3 (2), last by Phi., 2/17	Steals	15 @ Ind., 11/4	1 by Min., 3/24
Three-Point Percentage	(.625/10-16) @ Bos., 3/17	(.000/0-8) @ Ind., 11/4	Turnovers	27 by NY, 2/29	5 @ SA, 2/28
Free-Throws Made	36 @ SA, 4/14	6 by Phx., 1/21	Blocked Shots	16 by SA, 10/29	2 (3), last by Chi., 1/28
Free-Throws Attempted	53 @ SA, 4/14	9 by Phx., 1/21	Personal Fouls	35 by OrL., 11/14	13 @ SAC, 2/8





2003-04 GAME-BY-GAME RESULTS (43-39)

NO.	DATE	OPPONENT	W-L	SCORE	HOME	ROAD	TOTAL	DEN. HIGH SCORER	OPP. HIGH SCORER	ATTEND.
1	10/29	SAN ANTONIO	W	80-72	1-0	0-1	1-0	Miller - 16	Duncan - 17	17,429
2	10/30	@Houston	L	85-102	1-0	0-1	1-1	Miller - 19	Mobley - 21	18,189
3	11/1	SACRAMENTO	W	109-88	2-0	0-1	2-1	Anthony - 23	Stojakovic - 19	18,111
4	11/4	@Indiana	L	60-71	2-0	0-2	2-2	Boykins - 18	O'Neal - 25	14,669
5	11/5	@Cleveland	W	93-89	2-0	1-2	3-2	Boykins - 18	Ilgaukas - 23	20,562
6	11/7	LA CLIPPERS	L	102-104*	2-1	1-2	3-3	Anthony - 30	Maggette - 29	16,107
7	11/9	@Toronto	L	76-89	2-1	1-3	3-4	Anthony - 19	Carter - 34	16,888
8	11/10	@Chicago	W	105-97	2-1	2-3	4-4	Anthony - 26	Curry - 20	16,002
9	11/14	ORLANDO	W	106-101	3-1	2-3	5-4	Boykins/Miller - 26	McGrady - 51	17,133
10	11/18	@Minnesota	L	76-89	3-1	2-4	5-5	Tskitishvili - 14	Garnett - 26	15,090
11	11/19	MILWAUKEE	W	94-86	4-1	2-4	6-5	Miller - 17	Thomas - 25	12,919
12	11/21	WASHINGTON	W	108-87	5-1	2-4	7-5	Anthony - 23	Arenas - 27	15,731
13	11/22	@Dallas	L	101-115	5-1	2-5	7-6	Miller - 22	Jamison - 26	20,122
14	11/25	PHOENIX	W	110-80	6-1	2-5	8-6	Anthony - 17	Stoudemire - 25	12,003
15	11/28	DALLAS	W	113-103	7-1	2-5	9-6	Anthony - 26	Walker - 30	19,628S
16	11/29	@LA Clippers	W	98-86	7-1	3-5	10-6	Lenard - 26	Maggette - 22	13,062
17	12/2	CLEVELAND	W	115-103	8-1	3-5	11-6	Anthony - 26	James - 19	19,610S
18	12/3	@Golden State	W	117-109	8-1	4-5	12-6	Lenard - 38	Claxton - 21	16,147
19	12/5	GOLDEN STATE	W	98-81	9-1	4-5	13-6	Anthony - 28	Dunleavy - 19	17,512
20	12/7	BOSTON	L	111-116	9-2	4-5	13-7	White - 23	Pierce - 33	16,823
21	12/9	@Atlanta	L	98-112	9-2	4-6	13-8	Lenard - 25	Vaughn - 23	14,328
22	12/12	@Philadelphia	W	86-77	9-2	5-6	14-8	Miller - 23	Thomas - 19	20,493
23	12/13	@New York	L	88-95	9-2	5-7	14-9	Anthony - 25	Van Horn - 16	19,763
24	12/16	NEW ORLEANS	W	116-94	10-2	5-7	15-9	Anthony - 21	Davis - 25	14,193
25	12/17	@Seattle	W	99-98	10-2	6-7	16-9	Miller - 20	Lewis/Murray - 19	13,065
26	12/19	@LA Lakers	L	99-101	10-2	6-8	16-10	Anthony - 24	O'Neal - 26	18,997
27	12/20	SEATTLE	L	106-115	10-3	6-8	16-11	Lenard - 31	Frahm - 31	18,612
28	12/22	MEMPHIS	W	106-99	11-3	6-8	17-11	Lenard - 24	Gasol - 24	16,155
29	12/26	HOUSTON	W	95-94	12-3	6-8	18-11	Anthony - 37	Taylor - 22	19,685S
30	12/28	GOLDEN STATE	W	103-79	13-3	6-8	19-11	Camby - 17	Richardson - 14	17,763
31	12/30	TORONTO	L	74-81	13-4	6-8	19-12	Anthony - 19	Rose/Williams - 17	19,099S
32	12/31	@LA Clippers	L	104-120	13-4	6-9	19-13	Lenard/Miller - 18	Richardson - 44	14,350
33	1/2	@Portland	W	106-96	13-4	7-9	20-13	Lenard - 27	Wallace - 30	17,316
34	1/3	ATLANTA	L	76-84	13-5	7-9	20-14	Anthony - 26	Jackson - 20	17,230
35	1/5	SAN ANTONIO	L	74-98	13-6	7-9	20-15	Camby - 13	Duncan - 35	15,120
36	1/7	LA LAKERS	W	113-91	14-6	7-9	21-15	Boykins - 22	Bryant - 27	19,739S
37	1/9	UTAH	W	106-96	15-6	7-9	22-15	Anthony - 27	Stevenson - 19	19,402S
38	1/11	@Sacramento	L	106-117	15-6	7-10	22-16	Miller - 30	Stojakovic - 33	17,317
39	1/13	@Phoenix	W	105-92	15-6	8-10	23-16	Lenard - 32	Stoudemire - 28	15,910
40	1/14	@LA Lakers	L	71-97	15-6	8-11	23-17	Lenard/Miller - 15	Medvedenko - 22	18,562
41	1/16	DALLAS	L	88-91	15-7	8-11	23-18	Miller - 28	Nowitzki - 22	19,216S
42	1/18	MIAMI	W	88-80	16-7	8-11	24-18	Anthony - 31	Odom - 26	17,635
43	1/20	@Utah	W	96-75	16-7	9-11	25-18	Lenard - 17	Williams - 20	19,385
44	1/21	PHOENIX	W	97-92	17-7	9-11	26-18	Camby/Miller - 22	Johnson - 28	15,652
45	1/23	@New Orleans	L	91-97	17-7	9-12	26-19	Anthony - 24	Magloire - 20	14,181
46	1/25	@Memphis	L	88-106	17-7	9-13	26-20	Anthony - 25	Wells - 17	17,284
47	1/26	MINNESOTA	L	95-97	17-8	9-13	26-21	Miller - 24	Garnett - 31	15,320
48	1/28	CHICAGO	W	115-99	18-8	9-13	27-21	White - 24	Curry - 21	15,420
49	1/31	@Dallas	W	102-107	18-8	10-13	28-21	Anthony - 26	Finley - 37	20,463
50	2/2	PORTLAND	W	116-97	19-8	10-13	29-21	Anthony - 39	Randolph - 28	15,866
51	2/6	@Golden State	L	87-96	19-8	10-14	29-22	Anthony - 24	Claxton - 25	17,576
52	2/8	@Sacramento	L	92-115	19-8	10-15	29-23	Anthony - 24	Stojakovic - 35	17,317
53	2/9	MEMPHIS	W	86-83	20-8	10-15	30-23	Anthony/Miller - 20	Battier - 13	15,316
54	2/10	@Portland	W	107-98	20-8	11-15	31-23	Lenard - 31	Abdur-Rahim - 20	16,384
55	2/17	PHILADELPHIA	W	106-85	21-8	11-15	32-23	Anthony - 28	Iverson - 27	19,099S
56	2/20	@Orlando	L	98-102	21-8	11-16	32-24	Anthony - 35	Howard - 24	15,588
57	2/21	@Miami	L	81-97	21-8	11-17	32-25	Anthony - 16	Wade - 28	16,500
58	2/23	@Memphis	L	106-109	21-8	11-18	32-26	Anthony - 26	Gasol - 25	13,423
59	2/25	LA LAKERS	L	111-112	21-9	11-18	32-27	Anthony - 35	Bryant - 35	19,812S
60	2/28	@San Antonio	L	92-117	21-9	11-19	32-28	Anthony - 26	Parker - 29	18,797
61	2/29	NEW YORK	W	107-96	22-9	11-19	33-28	Anthony - 25	K. Thomas - 18	19,099S
62	3/2	NEW JERSEY	L	91-95	22-10	11-19	33-29	Anthony - 26	Kittles - 34	18,044
63	3/6	DETROIT	L	66-97	22-11	11-19	33-30	6 tied - 8	R. Wallace - 20	19,681S
64	3/7	INDIANA	L	94-103	22-12	11-19	33-31	Anthony - 29	O'Neal - 31	19,099S
65	3/9	@Washington	W	117-87	22-12	12-19	34-31	Anthony - 26	Arenas - 23	13,924
66	3/10	@New Jersey	L	97-98	22-12	12-20	34-32	Anthony - 24	Martin - 28	14,082
67	3/12	@Milwaukee	W	117-111	22-12	13-20	35-32	Anthony - 31	Van Horn - 25	18,717
68	3/14	UTAH	W	102-75	23-12	13-20	36-32	Miller - 24	Arroyo - 13	19,522S
69	3/17	@Boston	L	100-104	23-12	13-21	36-33	Anthony - 20	Pierce - 28	17,763
70	3/19	@Detroit	L	75-94	23-12	13-22	36-34	Anthony - 20	Hamilton/R. Wallace - 20	20,076
71	3/21	@Minnesota	L	77-98	23-12	13-23	36-35	Anthony - 13	Garnett - 20	19,557
72	3/22	LA CLIPPERS	W	102-80	24-12	13-23	37-35	Anthony - 22	Drobnjak - 24	16,673
73	3/24	MINNESOTA	W	101-92	25-12	13-23	38-35	Anthony - 25	Garnett - 24	19,099S
74	3/26	@Seattle	L	86-102	25-12	13-24	38-36	Anthony - 21	Allen - 27	17,072
75	3/27	@Utah	L	83-85	25-12	13-25	38-37	Anthony - 25	Arroyo - 19	19,911
76	3/30	SEATTLE	W	124-119	26-12	13-25	39-37	Anthony - 41	Lewis - 26	17,699
77	4/2	HOUSTON	W	110-100	27-12	13-25	40-37	Anthony/Camby - 20	Yao - 23	19,680S
78	4/7	@Phoenix	W	111-96	27-12	14-25	41-37	Anthony - 36	Johnson - 22	16,797
79	4/9	@Houston	L	103-106	27-12	14-26	41-38	Camby - 23	Francis - 33	18,148
80	4/10	PORTLAND	W	110-100*	28-12	14-26	42-38	Anthony - 30	Miles/Randolph - 23	19,794S
81	4/12	SACRAMENTO	W	97-89	29-12	14-26	43-38	Miller - 21	Stojakovic - 20	19,746S
82	4/14	@San Antonio	L	67-93	29-12	14-27	43-39	Anthony - 12	Duncan - 23	18,797

* Denotes number of overtime periods

S Ball Arena (previously known as Pepsi Center) sellout





2004-05 ROSTER

NO.	PLAYER	POS	HT	WT	COLLEGE/YR	EXP.
15	Carmelo Anthony	F	6-8	230	Syracuse '06	1
11	Earl Boykins	G	5-5	133	Eastern Michigan '98	6
7	Greg Buckner	G/F	6-4	210	Clemson '98	5
23	Marcus Camby	F/C	6-11	235	Massachusetts '97	8
56	Francisco Elson	F/C	7-0	235	California '99	1
12	Luis Flores	G	6-2	200	Manhattan '04	R
1	Voshon Lenard	G	6-4	205	Minnesota '95	8
3	DerMarr Johnson	G	6-9	201	Cincinnati '03	4
6	Kenyon Martin	F	6-9	240	Cincinnati '00	4
24	Andre Miller	G	6-2	200	Utah '99	6
21	Eduardo Najera	F	6-8	240	Oklahoma '00	4
31	Nenê	F	6-11	260	Brazil	2
10	Wesley Person	G/F	6-6	205	Auburn '94	10
41	Mark Pope	F	6-10	235	Kentucky '96	6
9	Bryon Russell	G/F	6-7	225	Long Beach State '93	11
22	Nikoloz Tskitishvili	F	7-0	245	Republic of Georgia	1
5	Rodney White	F	6-9	230	Charlotte '04	2

Head Coach: George Karl (North Carolina '73)
Assistant Coaches: Doug Moe (North Carolina '61), Scott Brooks (UC-Irvine '87),
 Adrian Dantley (Notre Dame '77)
Assistant Coaches/Player Development: Chip Engelland (Duke '83), Rex Kalamian (Cal Poly Pomona '77)
Assistant Coach/Director of Scouting: Bill Branch (Lenior-Rhyne College '88)
Asst. Coach/Strength & Conditioning: Steve Hess (Ithaca '91)
Athletic Trainer: Jim Gillen (Ft. Hays State '74)
Asst. Athletic Trainer: Derrick Fitts (Colorado State '98)

NUGGETS 2004-05 TEAM HIGHS & LOWS

	HIGH	LOW		HIGH	LOW
Points	127 vs. Wash, 3/22	70 @ Det., 11/26	Free-Throw Percentage	(.917/33-36) @ NO, 2/27	(.545/12-22) vs. Sea., 11/9
Field Goals Made	50 vs. Wash., 3/22	25 @ Mem., (OT), 2/25	Total Rebounds	54 vs. Mem, 4/15	28 vs. Det., 11/11
Field Goals Attempted	97 (2) @ Phx., 4/18	64 @ Ind., 1/29	Offensive Rebounds	21 @ Ori., 12/18	4 (2) vs. NJ., 11/23
Field Goal Percentage	(.571 (2)/40-70) vs. Sea, 4/9	(.333/26-78) @ Det., 1/26	Defensive Rebounds	39 vs. Bos., 2/23	20 (2) vs. Det., 11/11
Three-Pointers Made	10 (2), vs. LAL, 3/24	0 @ Det., 1/26	Assists	40 vs. Cha., 3/16	13 @ Det., 1/26
Three-Pointers Attempted	26 vs. LAL, 3/24	2 @ Ind., 1/29	Steals	17 vs. Mia., 12/4	2 vs. Cle., 12/2
Three-Point Percentage	(1.000/3-3) @ NO, 4/6	(.000/0-5) @ Det., 1/26	Turnovers	22 (4), vs. Mem., 4/15	6 @ Sea. (OT), 1/18
Free-Throws Made	44 @ Mem. (OT), 2/25	5 @ Port., 2/2	Blocked Shots	12 vs. NJ., 11/23	1 (5) last vs. Phx., 4/18
Free-Throws Attempted	52 @ Mem. (OT), 11/14	8 @ Port., 2/2	Personal Fouls	32, lvs. Was., 3/22	14 @ Ori., 12/18

OPPONENTS 2004-05 TEAM HIGHS & LOWS

	HIGH	LOW		HIGH	LOW
Points	128 @ Phx., 4/18	67 by NO, 11/29	Free-Throw Percentage	(1.000/8-8) by NO, 11/29	(.579/11-19) by Mem., 1/21
Field Goals Made	50 @ Ori., 12/18	24 by Atl., 3/1	Total Rebounds	58 by Phx., 3/13	24 by Mem., 1/21
Field Goals Attempted	95 by GS, 4/11	65 by Atl., 3/1	Offensive Rebounds	19 by SA, 4/1	5 (2) last by Mem., 1/21
Field Goal Percentage	(.581/50-86) @ Ori., 12/18	(.318/28-88) by SA, 4/1	Defensive Rebounds	42 by Phx., 3/13	19 (2) @ Port., 4/2
Three-Pointers Made	15 @ Hou., 4/16	1 (3) @ LAC, 3/5	Assists	32 (2) @ Hou., 4/16	13 by Atl., 3/1
Three-Pointers Attempted	34 by GS, 4/11	6 by Atl., 3/1	Steals	14 by Dal., 11/21	3 (3) @ NO, 4/6
Three-Point Percentage	(.625/15-24) @ Hou., 4/16	(.111/1-9) by Dal., 11/21	Turnovers	26 (2) by Port., 3/7	8 by Mem., 1/21
Free-Throws Made	35 by LAC, 1/3	8 by NO, 11/29	Blocked Shots	12 @ NO, 4/6	0 (2) @ Port., 4/2
Free-Throws Attempted	46 by Was., 3/22	8 by NO, 11/29	Personal Fouls	37 @ Mem. (OT), 2/25	13 @ Port., 2/2





2004-05 GAME-BY-GAME RESULTS (49-33)

NO.	DATE	OPPONENT	W-L	SCORE	HOME	ROAD	TOTAL	DEN. HIGH SCORER	OPP. HIGH SCORER	ATTEND.
1	11/2	@L.A. Lakers	L	78-89	0-0	0-1	0-1	Anthony - 20	Bryant - 25	18,997
2	11/4	MINNESOTA	W	94-92*	1-0	0-1	1-1	Anthony/Miller - 19	Garnett - 25	19,099S
3	11/6	UTAH	L	82-106	1-1	0-1	1-2	Boykins - 17	Boozer - 30	19,099S
4	11/8	@Utah	L	91-102	1-1	0-2	1-3	Anthony - 17	Kirilenko - 24	18,667
5	11/9	SEATTLE	L	88-108	1-2	0-2	1-4	Anthony - 20	Allen - 30	12,962
6	11/11	DETROIT	W	117-109	2-2	0-2	2-4	Anthony - 34	Hamilton - 25	16,711
7	11/14	@Sacramento	L	89-101	2-2	0-3	2-5	Anthony - 28	Miller - 26	17,317
8	11/17	TORONTO	W	112-106	3-2	0-3	3-5	Anthony - 30	Rose - 30	14,818
9	11/19	CHICAGO	W	99-81	4-2	0-3	4-5	Boykins - 32	Nocioni - 22	17,171
10	11/21	DALLAS	W	110-82	5-2	0-3	5-5	Buckner - 28	Harris - 15	15,622
11	11/23	NEW JERSEY	W	90-88	6-2	0-3	6-5	Martin - 22	Jefferson - 26	13,448
12	11/26	SAN ANTONIO	L	75-89	6-3	0-3	6-6	Anthony - 24	Duncan - 23	19,099S
13	11/27	@Houston	W	82-76	6-3	1-3	7-6	Miller - 20	McGrady/Padgett - 14	18,145
14	11/29	NEW ORLEANS	W	76-67	7-3	1-3	8-6	Boykins - 22	Nailon - 16	13,119
15	12/2	CLEVELAND	L	73-92	7-4	1-3	8-7	Anthony - 14	James - 17	19,152S
16	12/4	MIAMI	W	104-95	8-4	1-3	9-7	Anthony - 28	Wade - 26	18,282
17	12/6	ORLANDO	W	115-102	9-4	1-3	10-7	Miller - 29	Howard/Francis - 23	14,912
18	12/8	@Washington	W	111-105	9-4	2-3	11-7	Miller - 34	Arenas - 28	16,080
19	12/10	@Toronto	W	101-87	9-4	3-3	12-7	Anthony - 28	Alston - 25	17,197
20	12/12	@New York	L	96-107	9-4	3-4	12-8	Anthony - 26	Crawford - 31	19,763
21	12/14	@Philadelphia	L	102-110	9-4	3-5	12-9	Anthony - 29	Iverson - 31	15,392
22	12/15	@Boston	W	100-99	9-4	4-5	13-9	Anthony - 25	Pierce - 31	15,371
23	12/17	@Miami	L	100-107	9-4	4-6	13-10	Miller - 24	Wade - 25	19,984
24	12/18	@Orlando	L	95-117	9-4	4-7	13-11	D. Johnson - 18	Mobley - 19	15,531
25	12/20	PHOENIX	L	105-107	9-5	4-7	13-12	Miller - 23	Stoudemire - 32	19,609S
26	12/22	@Seattle	L	83-98	9-5	4-8	13-13	Miller - 20	Lewis - 21	17,072
27	12/26	DALLAS	L	88-102	9-6	4-8	13-14	Miller - 18	Nowitzki - 36	19,099S
28	12/27	@Golden State	L	101-104	9-6	4-9	13-15	Miller - 21	Pietrus - 24	16,819
29	12/31	PHILADELPHIA	W	97-92	10-6	4-9	14-15	Anthony - 24	Iverson - 29	19,099S
30	1/2	@L.A. Lakers	L	91-99	10-6	4-10	14-16	Anthony - 27	Bryant - 42	18,997
31	1/3	L.A. CLIPPERS	L	98-102	10-7	4-10	14-17	Anthony - 21	Maggette-33	14,817
32	1/8	@San Antonio	L	90-99	10-7	4-11	14-18	Martin - 26	Ginobili - 22	18,797
33	1/9	HOUSTON	L	98-116	10-8	4-11	14-19	Anthony - 27	McGrady - 45	18,227
34	1/11	@Sacramento	L	100-109	10-8	4-12	14-20	Martin - 17	Stojakovic - 27	17,317
35	1/12	L.A. LAKERS	W	95-83	11-8	4-12	15-20	Martin - 18	Butler - 18	18,171
36	1/14	MINNESOTA	L	83-93	11-9	4-12	15-21	Martin - 23	Sprewell - 29	18,906
37	1/17	@Golden State	L	97-107	11-9	4-13	15-22	Anthony - 24	Richardson - 42	15,591
38	1/18	@Seattle	W	116-110*	11-9	5-13	16-22	Miller - 30	Radmanovic - 25	15,555
39	1/21	MEMPHIS	W	92-82	12-9	5-13	17-22	Boykins - 25	Wright - 17	18,056
40	1/23	@Dallas	L	93-95	12-9	5-14	17-23	Martin - 19	Nowitzki - 35	19,744
41	1/25	@Chicago	L	107-111	12-9	5-15	17-24	Anthony - 32	Hinrich - 23	18,911
42	1/26	@Detroit	L	70-87	12-9	5-16	17-25	Boykins - 14	B. Wallace - 14	22,076
43	1/28	@Milwaukee	W	106-100	12-9	6-16	18-25	Anthony - 25	Redd - 26	16,219
44	1/29	@Indiana	W	95-88	12-9	7-16	19-25	Martin - 25	O'Neal - 22	18,345
45	2/1	NEW YORK	W	96-76	13-9	7-16	20-25	Martin - 27	Crawford - 20	15,821
46	2/2	@Portland	L	94-97	13-9	7-17	20-26	Miller - 27	Van Exel - 26	14,256
47	2/5	GOLDEN STATE	W	107-91	14-9	7-17	21-26	Martin - 24	Claxton - 17	19,099S
48	2/8	UTAH	W	97-87	15-9	7-17	22-26	Anthony - 25	Okur - 21	15,898
49	2/9	@Minnesota	L	92-98	15-9	7-18	22-27	Anthony - 21	Garnett - 24	15,442
50	2/11	@Cleveland	W	106-101	15-9	8-18	23-27	Boykins - 20	James - 35	20,562
51	2/13	@New Jersey	L	79-94	15-9	8-19	23-28	Anthony - 18	Carter - 23	16,125
52	2/15	@Atlanta	W	100-96	15-9	9-19	24-28	Anthony - 22	Walker - 22	19,043
53	2/16	@Charlotte	L	88-94	15-9	9-20	24-29	Anthony - 21	Rush - 20	11,754
54	2/23	BOSTON	W	107-86	16-9	9-20	25-29	Miller - 22	West - 17	17,987
55	2/25	@Memphis	W	97-94*	16-9	10-20	26-29	Boykins - 19	Cardinal - 28	18,119
56	2/27	@New Orleans	W	94-93	16-9	11-20	27-29	Anthony - 31	Dickau - 22	14,548
57	3/1	ATLANTA	W	97-74	17-9	11-20	28-29	Anthony - 23	Harrington - 18	15,341
58	3/3	INDIANA	W	96-87	18-9	11-20	29-29	Anthony - 26	Jackson - 16	17,811
59	3/5	@L.A. Clippers	W	105-89	18-9	12-20	30-29	Boykins - 22	Simmons - 18	18,423
60	3/7	PORTLAND	W	111-98	19-9	12-20	31-29	Anthony - 23	Stoudamire - 24	18,707
61	3/12	@San Antonio	W	90-87	19-9	13-20	32-29	Martin - 23	Parker - 25	18,797
62	3/13	PHOENIX	L	101-106	19-10	13-20	32-30	Martin - 21	Nash - 25	19,566S
63	3/16	CHARLOTTE	W	120-101	20-10	13-20	33-30	Anthony - 25	Bogans - 19	16,527
64	3/18	L.A. CLIPPERS	W	115-96	21-10	13-20	34-30	Anthony - 21	Maggette - 26	18,915
65	3/20	MILWAUKEE	W	114-103	22-10	13-20	35-30	Miller - 22	Mason - 24	16,816
66	3/22	WASHINGTON	W	127-98	23-10	13-20	36-30	Johnson - 20	Arenas - 25	16,712
67	3/24	L.A. LAKERS	W	117-96	24-10	13-20	37-30	Boykins - 21	Butler - 22	19,866S
68	3/26	SACRAMENTO	W	113-99	25-10	13-20	38-30	Anthony - 28	Stojakovic - 24	19,729S
69	3/28	@Phoenix	L	114-123	25-10	13-21	38-31	Anthony - 22	Marion - 30	18,422
70	3/30	@Utah	W	109-98	25-10	14-21	39-31	Miller - 24	Okur - 23	17,444
71	4/1	SAN ANTONIO	W	102-84	26-10	14-21	40-31	Boykins - 23	Parker - 17	19,730S
72	4/2	@Portland	W	103-97	26-10	15-21	41-31	Anthony - 23	Stoudamire - 27	17,638
73	4/5	@Memphis	W	94-91	26-10	16-21	42-31	Anthony - 24	Gasol - 18	18,119
74	4/6	@New Orleans	W	94-83	26-10	17-21	43-31	Anthony - 18	Dickau - 20	14,654
75	4/8	@Minnesota	W	107-104	26-10	18-21	44-31	Anthony - 26	Cassell - 27	19,904
76	4/9	SEATTLE	W	121-105	27-10	18-21	45-31	Anthony - 24	Allen - 32	19,751S
77	4/11	GOLDEN STATE	W	122-106	28-10	18-21	46-31	Anthony - 32	Davis - 28	18,045
78	4/13	NEW ORLEANS	W	116-102	29-10	18-21	47-31	Anthony - 19	Smith - 25	17,316
79	4/15	MEMPHIS	W	111-102	30-10	18-21	48-31	Anthony - 22	Miller - 17	19,735S
80	4/16	@Houston	L	87-115	30-10	18-22	48-32	Martin - 22	McGrady - 32	18,216
81	4/18	@Phoenix	L	114-128	30-10	18-23	48-33	Anthony - 36	Stoudemire/Johnson - 26	18,422
82	4/19	PORTLAND	W	119-115	31-10	18-23	49-33	Anthony - 36	Miles - 47	19,099S

* Denotes number of overtime periods

§ Ball Arena (previously known as Pepsi Center) sellout





2005-06 ROSTER

NO.	PLAYER	POS	HT	WT	COLLEGE/YR	EXP.
15	Carmelo Anthony	F	6-8	230	Syracuse '06	2
11	Earl Boykins	G	5-5	133	Eastern Michigan '98	7
7	Greg Buckner	G/F	6-4	210	Clemson '98	6
23	Marcus Camby	F/C	6-11	235	Massachusetts '97	9
56	Francisco Elson	F/C	7-0	235	California '99	2
30	Reggie Evans	F	6-8	245	Iowa	3
32	Julius Hodge	G	6-7	210	North Carolina State	R
3	DerMarr Johnson	G	6-9	201	Cincinnati '03	5
43	Linas Kleiza	F	6-8	235	Missouri	R
1	Voshon Lenard	G	6-4	205	Minnesota '95	10
6	Kenyon Martin	F	6-9	240	Cincinnati '00	5
24	Andre Miller	G	6-2	200	Utah '99	6
21	Eduardo Najera	F	6-8	240	Oklahoma '00	5
31	Nenê	F	6-11	260	Brazil	3
22	Ruben Patterson	G/F	6-5	224	Cincinnati	7
9	Bryon Russell	G/F	6-7	225	Long Beach State '93	12
8	Earl Watson	G	6-1	195	UCLA	4

Head Coach: George Karl (North Carolina '73)
Assistant Coaches: Doug Moe (North Carolina '61), Scott Brooks (UC-Irvine '87),
 Adrian Dantley (Notre Dame '77), Tim Grgurich (Pittsburgh '64)
Assistant Coach/Player Development: John Welch (UNLV '86)
Assistant Coach/Director of Scouting: Bill Branch (Lenior-Rhyme College '88)
Asst. Coach/Strength & Conditioning: Steve Hess (Ithaca '91)
Athletic Trainer: Jim Gillen (Ft. Hays State '74)
Asst. Athletic Trainer: Derrick Fitts (Colorado State '98)

NUGGETS 2005-06 TEAM HIGHS & LOWS

	HIGH	LOW		HIGH	LOW
Points	139 vs. Phx. (30T), 1/10	78 @ Hou., 3/3	Free-Throw Percentage	(.923/36-39) vs. Atl., 12/6	(.525/21-40) vs. GS, 4/8
Field Goals Made	51 vs. Phx. (30T), 1/10	26 vs. S.A., 12/31	Total Rebounds	60 vs. Port., 11/4	23 @ Utah, 2/1
Field Goals Attempted	104 vs. Phx. (30T), 1/10	69 (2) last @ Mem., 3/17	Offensive Rebounds	22 vs. Det., 3/1	3 @ LAC, 4/4
Field Goal Percentage	(.640/48-75) vs. Mem., 3/6	(.333/30-90) @ Hou., 3/3	Defensive Rebounds	45 vs. Port., 11/4	17 vs. Utah, 3/29
Three-Pointers Made	11 @ Hou., 1/8	0 (3) last vs. Phx., 2/15	Assists	34 (2) last @ LAC, 4/4	12 @ Dal., 4/2
Three-Pointers Attempted	25 (2) last @ Sea., 4/19	5 vs. Orl., 3/4	Steals	18 vs. Dal., 2/10	2 @ Tor., 3/10
Three-Point Percentage	(.750/6-8) vs. Mem., 3/6	(.000/0-14) (3) last vs. Phx., 2/15	Turnovers	25 @ Sea., 4/19	6 @ Utah, 2/1
Free-Throws Made	36 (2) last vs. Chi., 2/8	9 (3) last @ Min., 2/24	Blocked Shots	14 vs. Port., 11/4	1 (3) last @ Mem., 3/17
Free-Throws Attempted	47 vs. NJ, 11/28	14 @ Min., 2/24	Personal Fouls	33 @ Orl., 12/10	11 @ Min., 1/13

OPPONENTS 2005-06 TEAM HIGHS & LOWS

	HIGH	LOW		HIGH	LOW
Points	137 @ Phx. (30T), 1/10	68 by Portland, 11/4	Free-Throw Percentage	(1.000/10-10) by Phx., 2/15	(.350/7-20) by Port., 11/4
Field Goals Made	50 by Phx. (30T), 1/10	27 by Hou., 12/23	Total Rebounds	54 @ Phi., 3/9	21 by Mem., 3/6
Field Goals Attempted	104 by Phx. (30T), 1/10	65 by Utah, 3/29	Offensive Rebounds	22 @ Phi., 3/9	by Mem., 3/6
Field Goal Percentage	(.585/38-65) by Utah, 3/29	(.314/ 27-86) by Hou., 12/23	Defensive Rebounds	40 by Phx., 2/15	15 by Orl., 3/4
Three-Pointers Made	14 (2) last by Phx., 2/15	0 @ NOK, 11/16	Assists	36 (2) last Phx. (30T), 1/10	15 by LAC, 11/25
Three-Pointers Attempted	35 by Phx. (30T), 1/10	8 (3) last by Orl., 3/4	Steals	13 (2) last @ Sea., 4/19	1 by LAC, 1/27
Three-Point Percentage	(.700/7-10) by Mem., 3/6	(.000/0-13) @ NOK, 11/16	Turnovers	26 @ Cha., 12/13	5 @ Tor., 3/10
Free-Throws Made	33 by Utah, 3/29	7 by Port., 11/4	Blocked Shots	15 by Phi., 12/27	1 (3) last by Phx., 2/15
Free-Throws Attempted	41 by Utah, 3/29	10 by Phx., 2/15	Personal Fouls	34 @ Sea. (OT), 2/12	12 @ Min., 1/13





2005-06 GAME-BY-GAME RESULTS (44-38)

NO.	DATE	OPPONENT	W-L	SCORE	HOME	ROAD	TOTAL	DEN. HIGH SCORER	OPP. HIGH SCORER	ATTEND.
1	11/1	@San Antonio	L	91-102	0-0	0-1	0-1	Anthony - 23	Parker - 26	18,797
2	11/2	L.A. LAKERS	L	97-99*	0-1	0-1	0-2	Camby - 19	Bryant - 33	19,245S
3	11/4	PORTLAND	W	107-68	1-1	0-1	1-2	Camby - 23	Miles - 13	15,595
4	11/6	@L.A. Lakers	L	92-112	1-1	0-2	1-3	Anthony - 21	Bryant - 37	18,997
5	11/9	SACRAMENTO	W	107-91	2-1	0-2	2-3	Camby - 20	Stojakovic - 26	12,371
6	11/11	@Sacramento	L	85-101	2-1	0-3	2-4	Camby - 20	Stojakovic - 23	17,317
7	11/13	MINNESOTA	W	102-91	3-1	0-3	3-4	Anthony - 23	Szczerbiak - 20	16,545
8	11/15	@Dallas	L	80-83	3-1	0-4	3-5	Anthony - 24	Nowitzki - 35	20,189
9	11/16	@N. Orleans/OKC*	W	91-81	3-1	1-4	4-5	Anthony - 31	Paul - 18	18,442
10	11/18	NEW YORK	W	95-86	4-1	1-4	5-5	Anthony - 25	Frye - 22	18,218
11	11/20	MEMPHIS	W	99-83	5-1	1-4	6-5	Anthony/Camby - 21	Gasol - 24	16,072
12	11/22	@Washington	W	108-105	5-1	2-4	7-5	Anthony - 28	Arenas - 36	15,980
13	11/23	@Detroit	L	89-114	5-1	2-5	7-6	Camby - 15	Hamilton - 19	22,076
14	11/25	L.A. CLIPPERS	W	105-95	6-1	2-5	8-6	Anthony - 35	Maggette - 22	18,142
15	11/28	NEW JERSEY	L	92-101	6-2	2-5	8-7	Martin - 26	Carter - 25	13,817
16	11/30	N. ORLEANS/OKC	L	95-102	6-3	2-5	8-8	Miller - 33	Mason - 26	15,037
17	12/2	@Phoenix	L	97-102	6-3	2-6	8-9	Camby - 33	Marion - 22	17,852
18	12/3	MIAMI	W	101-99	7-3	2-6	9-9	Anthony - 23	Wade - 32	18,196
19	12/6	ATLANTA	W	125-116	8-3	2-6	10-9	Anthony - 26	Harrington - 35	13,206
20	12/9	@Miami	W	100-92	8-3	3-6	11-9	Anthony - 40	Wade - 37	19,896
21	12/10	@Orlando	L	83-94	8-3	3-7	11-10	Anthony - 23	Stevenson - 18	16,569
22	12/13	@Charlotte	W	101-85	8-3	4-7	12-10	Anthony - 42	Okafor - 17	13,288
23	12/15	@Cleveland	L	85-94	8-3	4-8	12-11	Anthony - 23	James - 26	17,182
24	12/16	@New Jersey	L	106-115*	8-3	4-9	12-12	Miller - 22	Carter - 34	13,947
25	12/18	@Atlanta	L	107-110*	8-3	4-10	12-13	Anthony - 37	Johnson - 30	16,674
26	12/21	WASHINGTON	L	110-116	8-4	4-10	12-14	Anthony - 29	Arenas - 36	18,467
27	12/23	HOUSTON	W	108-86	9-4	4-10	13-14	Anthony - 25	Howard - 18	18,629
28	12/26	@Golden State	W	118-112	9-4	5-10	14-14	Anthony - 28	Richardson - 26	20,007
29	12/27	PHILADELPHIA	L	106-108	9-5	5-10	14-15	Anthony - 45	Iverson - 36	19,667S
30	12/29	SEATTLE	L	105-112	9-6	5-10	14-16	Anthony - 32	Allen - 39	15,641
31	12/31	SAN ANTONIO	L	88-98	9-7	5-10	14-17	Anthony - 25	Duncan - 25	18,296
32	1/2	BOSTON	W	120-110	10-7	5-10	15-17	Martin - 24	Pierce - 29	14,722
33	1/4	INDIANA	W	106-86	11-7	5-10	16-17	Anthony/Boykins - 23	Jackson - 21	14,041
34	1/6	DALLAS	L	112-114**	11-8	5-10	16-18	Anthony - 28	Nowitzki/Terry - 27	18,256
35	1/8	@Houston	W	92-90	11-8	6-10	17-18	Watson - 20	Alston - 24	15,316
36	1/10	PHOENIX	W	139-137***	12-8	6-10	18-18	Anthony - 43	Bell - 30	14,492
37	1/13	@Minnesota	L	89-103	12-8	6-11	18-19	Anthony - 21	Garnett - 31	18,417
38	1/14	@Milwaukee	W	100-93	12-8	7-11	19-19	Anthony - 38	Redd - 25	18,717
39	1/16	@Chicago	W	97-94	12-8	8-11	20-19	Anthony - 39	Hinrich - 20	21,793
40	1/18	CLEVELAND	W	90-89	13-8	8-11	21-19	Anthony/Boykins - 17	James - 24	19,099S
41	1/20	UTAH	W	113-83	14-8	8-11	22-19	Anthony - 31	Brown - 23	18,183
42	1/22	@San Antonio	W	89-85	14-8	9-11	23-19	Anthony - 20	Mohammed - 17	18,797
43	1/23	TORONTO	W	107-101	15-8	9-11	24-19	Anthony - 37	James - 22	14,826
44	1/25	@Portland	W	97-94	15-8	10-11	25-19	Anthony - 26	Randolph - 18	13,136
45	1/27	L.A. CLIPPERS	L	87-105	15-9	10-11	25-20	Anthony - 25	Brand - 33	18,712
46	1/28	@L.A. Clippers	L	79-112	15-9	10-12	25-21	Anthony - 16	Mobley - 19	18,862
47	1/31	@Sacramento	L	91-98	15-9	10-13	25-22	Anthony - 24	Martin - 25	17,317
48	2/1	@Utah	L	90-103	15-9	10-14	25-23	Anthony - 20	Okur - 28	17,571
49	2/4	PORTLAND	W	105-104	16-9	10-14	26-23	Anthony - 33	Randolph - 28	19,402S
50	2/6	@Golden State	L	114-122	16-9	10-15	26-24	Anthony - 34	Richardson - 28	17,257
51	2/8	CHICAGO	L	107-110	16-10	10-15	26-25	Anthony - 31	Gordon - 30	15,038
52	2/10	DALLAS	W	113-104	17-10	10-15	27-25	Martin - 34	Van Horn - 21	18,853
53	2/12	@Seattle	W	120-112*	17-10	11-15	28-25	Anthony - 33	Allen - 34	16,392
54	2/15	PHOENIX	L	101-116	17-11	11-15	28-26	Anthony - 29	Marion - 21	18,182
55	2/21	CHARLOTTE	W	100-84	18-11	11-15	29-26	Anthony - 24	Felton - 14	16,701
56	2/24	@Minnesota	W	102-101*	18-11	12-15	30-26	Anthony - 30	Garnett - 23	19,356
57	2/27	MILWAUKEE	L	89-110	18-12	12-15	30-27	Anthony - 19	Redd - 24	15,289
58	3/1	DETROIT	W	98-87	19-12	12-15	31-27	Martin - 28	Billups - 27	19,099S
59	3/3	@Houston	L	78-89	19-12	12-16	31-28	Anthony - 34	McGrady - 23	14,727
60	3/4	ORLANDO	W	110-94	20-12	12-16	32-28	Anthony - 24	Hill - 19	19,509S
61	3/6	MEMPHIS	W	115-101	21-12	12-16	33-28	Anthony - 35	Jackson - 22	15,242
62	3/9	@Philadelphia	W	97-93	21-12	13-16	34-28	Anthony - 29	Iverson - 38	18,194
63	3/10	@Toronto	W	108-97	21-12	14-16	35-28	Miller - 23	James - 26	17,806
64	3/12	@Boston	L	101-106	21-12	14-17	35-29	Anthony - 36	Pierce - 36	18,624
65	3/13	@New York	W	108-96	21-12	15-17	36-29	Anthony - 35	Marbury - 25	19,763
66	3/15	@Indiana	W	101-99	21-12	16-17	37-29	Anthony - 31	Stojakovic - 22	14,826
67	3/17	@Memphis	L	102-116	21-12	16-18	37-30	Anthony - 33	Miller - 41	17,222
68	3/18	@N. Orleans/OKC	W	109-94	21-12	17-18	38-30	Anthony - 28	West - 24	17,912
69	3/22	SAN ANTONIO	W	104-92	22-12	17-18	39-30	Anthony - 32	Ginobili - 16	17,455
70	3/24	SEATTLE	W	117-104	23-12	17-18	40-30	Anthony - 31	Ridnour - 28	19,099S
71	3/25	@Phoenix	L	96-107	23-12	17-19	40-31	Anthony - 28	Marion/Nash - 21	18,422
72	3/29	UTAH	L	104-115	23-13	17-19	40-32	Anthony - 31	Okur - 24	16,476
73	3/31	MINNESOTA	W	106-94	24-13	17-19	41-32	Anthony - 32	Garnett - 22	19,497S
74	4/2	@Dallas	L	79-103	24-13	17-20	41-33	Anthony - 25	Nowitzki - 30	20,251
75	4/4	@L.A. Clippers	L	109-111	24-13	17-21	41-34	Anthony - 24	Cassell - 19	17,365
76	4/6	L.A. LAKERS	W	110-108*	25-13	17-21	42-34	Anthony - 33	Bryant - 42	19,629S
77	4/8	GOLDEN STATE	W	95-92	26-13	17-21	43-34	Anthony - 28	Fisher/Diogu - 19	18,777
78	4/10	@Portland	W	110-98	26-13	18-21	44-34	Anthony - 28	Telfair/Lenard - 21	13,324
79	4/12	@Utah	L	83-104	26-13	18-22	44-35	Anthony - 18	Boozer - 25	17,817
80	4/15	SACRAMENTO	L	82-100	26-14	18-22	44-36	Patterson - 20	Bibby - 23	18,209
81	4/17	HOUSTON	L	83-86	26-15	18-22	44-37	Anthony - 22	Howard - 31	16,147
82	4/19	@Seattle	L	98-109	26-15	18-23	44-38	Johnson - 22	Allen - 27	16,746

* Denotes number of overtime periods

S Ball Arena (previously known as Pepsi Center) sellout

^ Oklahoma City





2006-07 ROSTER

NO.	PLAYER	POS	HT	WT	COLLEGE	EXP.
15	Carmelo Anthony	F	6-8	230	Syracuse	3
25	Steve Blake	G	6-3	172	Maryland	3
11	Earl Boykins	G	5-5	133	Eastern Michigan	8
23	Marcus Camby	F/C	6-11	235	Massachusetts	10
4	Anthony Carter	G	6-2	195	Hawaii	7
5	Yakhouba Diawara	G/F	6-7	225	Pepperdine	R
30	Reggie Evans	F	6-8	245	Iowa	4
3	Allen Iverson	G	6-0	165	Georgetown	10
32	Julius Hodge	G	6-7	210	North Carolina State	1
8	DerMarr Johnson	G	6-9	201	Cincinnati	6
43	Linas Kleiza	F	6-8	235	Missouri	1
6	Kenyon Martin	F	6-9	240	Cincinnati	6
24	Andre Miller	G	6-2	200	Utah	7
21	Eduardo Najera	F	6-8	240	Oklahoma	6
31	Nenê	F	6-11	260	Brazil	4
7	Jamal Sampson	F/C	6-11	265	California	4
1	J.R. Smith	G	6-6	220	St. Benedict's Prep (NJ)	2
22	Von Wafer	G	6-5	210	Florida State	1

Head Coach: George Karl (North Carolina)
Assistant Coaches: Doug Moe (North Carolina), Mike Dunlap (Loyola Marymount),
 Adrian Dantley (Notre Dame), Tim Grgurich (Pittsburgh)
Assistant Coach/Player Development: John Welch (UNLV), Jamahl Mosley (Colorado), Rick Brunson (Temple)
Coach/Director of Scouting: Bill Branch (Lenoir-Rhyne College)
Asst. Coach/Strength & Conditioning: Steve Hess (Ithaca)
Athletic Trainer: Jim Gillen (Ft. Hays State)

NUGGETS 2006-07 TEAM HIGHS & LOWS

	HIGH	LOW		HIGH	LOW
Points	140 vs. GSW, 11/24	75 vs. DAL, 4/6	Free-Throw Percentage	.897 (2) @ NY (26-29), 12/16	.313 (5-16) @ SAS, 4/18 *
Field Goals Made	52 vs. GSW, 11/24	27 vs. DAL, 4/6	Total Rebounds	61 @ SAC, 2/3	30 @ MIN, 2/14
Field Goals Attempted	98 vs. NOK (OT), 2/7	67 vs. UTA, 2/23	Offensive Rebounds	22 vs. GSW, 2/12	2 @ CLE, 3/25
Field Goal Percentage	.597 (43-72) @ CLE, 3/25	.348 (32-92) vs. HOU, 1/12	Defensive Rebounds	46 @ SAC, 2/3	20 @ POR, 1/31
Three-Pointers Made	15 @ HOU, 1/20 (OT)	1 (3) vs. DAL, 4/6	Assists	42 vs. GSW, 11/24 *	12 @ PHX, 3/30
Three-Pointers Attempted	30 vs. SAC, 12/22	7 vs. DAL, 4/6	Steals	17 @ CHA, 11/12	2 (2) vs. HOU, 3/2
Three-Point Percentage	.667 (10-15) vs. LAL, 3/15	.100 (1-10) @ WAS, 12/13	Turnovers	25 @ GSW, 11/22	7 @ BOS, 12/15
Free-Throws Made	39 vs. LAL, 4/9	5 @ SAS, 4/18	Blocked Shots	11 @ NOK, 4/13	0 @ TOR, 3/23
Free-Throws Attempted	49 vs. LAL, 4/9	15 vs. SAS, 1/10	Personal Fouls	32 @ MEM, 4/14	10 @ CLE, 3/25

OPPONENTS 2006-07 TEAM HIGHS & LOWS

	HIGH	LOW		HIGH	LOW
Points	133 @ MEM, 4/14	71 vs. DAL, 4/6	Free-Throw Percentage	.917 (2) @ TOR, 3/23	.429 (9-21) by SAS, 1/10
Field Goals Made	53 by GSW, 11/24	29 @ SAS, 4/18	Total Rebounds	57 by NOK (OT), 2/7	33 by SEA, 12/28
Field Goals Attempted	112 by WAS, 12/18 *	68 @ ORL, 11/15	Offensive Rebounds	21 (2) @ CHI, 3/22	4 by HOU, 1/12
Field Goal Percentage	.578 @ MEM, 4/14	.358 (29-81) @ SAS, 4/18	Defensive Rebounds	41 @ NOK, 12/29	17 @ SEA, 4/1
Three-Pointers Made	16 @ GSW, 3/7	2 (4) @ LAC, 4/7	Assists	39 @ LAL, 1/5	14 (2) @ SAS, 4/18
Three-Pointers Attempted	34 @ GSW, 3/7	6 @ MEM, 4/14	Steals	14 (4) @ MEM, 4/14	3 (2) @ LAL, 4/3
Three-Point Percentage	.667 (4-6) @ MEM, 4/14	.133 (2-15) @ CHA, 11/12	Turnovers	29 @ CHA, 11/12 *	8 by TOR, 11/18
Free-Throws Made	33 @ MEM, 4/14	8 (4) by DAL, 4/6	Blocked Shots	12 by BOS, 12/26	0 @ SEA, 1/23
Free-Throws Attempted	43 @ MEM, 4/14	10 (2) @ CLE, 3/25	Personal Fouls	34 by WAS, 12/18	13 @ MIN, 2/14

* Denotes NBA High/Low





2006-07 GAME-BY-GAME RESULTS (45-37)

NO.	DATE	OPPONENT	W-L	SCORE	HOME	ROAD	TOTAL	DEN. HIGH SCORER	OPP. HIGH SCORER	ATTEND.
1	11/2	@L.A. Clippers	L	95-96	0-0	0-1	0-1	J.R. Smith - 21	Cassell - 35	18,050
2	11/3	MINNESOTA	L	109-112	0-1	0-1	0-2	Anthony/Boykins - 28	Garnett - 27	19,234S
3	11/8	NEW YORK	L	107-109	0-2	0-1	0-3	Anthony - 37	Crawford - 35	14,315
4	11/10	@Philadelphia	W	108-101	0-2	1-1	1-3	Anthony - 31	Korver - 23	16,374
5	11/12	@Charlotte	W	108-101	0-2	2-1	2-3	Anthony - 36	Okafor - 22	13,203
6	11/14	@Miami	W	112-105	0-2	3-1	3-3	Anthony - 33	Wade - 37	19,600
7	11/15	@Orlando	L	99-108	0-2	3-2	3-4	Anthony - 34	Dooling - 25	15,463
8	11/18	TORONTO	W	117-109	1-2	3-2	4-4	Anthony - 34	Bosh - 31	15,531
9	11/21	CHICAGO	W	113-109	2-2	3-2	5-4	J.R. Smith - 36	Hinrich - 28	16,172
10	11/22	@Golden State	W	115-112	2-2	4-2	6-4	Anthony - 33	Richardson - 24	17,505
11	11/24	GOLDEN STATE	W	140-129	3-2	4-2	7-4	J.R. Smith - 31	Biedrins - 31	16,234
12	11/26	L.A. CLIPPERS	W	103-88	4-2	4-2	8-4	Anthony - 33	Maggette - 22	14,236
13	11/28	MEMPHIS	L	96-108	4-3	4-2	8-5	Anthony - 37	Warrick - 25	12,435
14	12/1	@Minnesota	W	106-92	4-3	5-2	9-5	Anthony - 35	Garnett/Davis - 21	14,768
15	12/2	INDIANA	W	121-101	5-3	5-2	10-5	Anthony - 38	Tinsley - 25	19,155S
16	12/6	ATLANTA	L	96-98	5-4	5-2	10-6	Anthony - 24	J. Johnson - 27	13,126
17	12/8	MIAMI	W	123-107	6-4	5-2	11-6	J.R. Smith - 37	Wade/Haslem - 21	19,155S
18	12/9	@Dallas	L	90-105	6-4	5-3	11-7	Anthony/J.R. Smith - 18	Howard - 30	20,343
19	12/12	@Atlanta	W	100-87	6-4	6-3	12-7	Anthony - 26	Josh Smith - 21	14,831
20	12/13	@Washington	L	91-120	6-4	6-4	12-8	Anthony - 37	Arenas - 34	14,304
21	12/15	@Boston	L	114-119	6-4	6-5	12-9	Anthony - 42	Pierce - 38	15,607
22	12/16	@New York	W	123-100	6-4	7-5	13-9	Anthony - 34	Marbury - 31	19,763
23	12/18	WASHINGTON	W	117-108	7-4	7-5	14-9	Boykins - 29	Butler - 26	14,285
24	12/22	SACRAMENTO	L	96-101	7-5	7-5	14-10	Boykins - 25	Miller/Salmons - 21	18,022
25	12/26	BOSTON	W	116-105	8-5	7-5	15-10	Iverson - 28	Green/Allen - 18	17,914
26	12/28	SEATTLE	W	112-98	9-5	7-5	16-10	Iverson - 44	Wilkins - 26	17,400
27	12/29	@N. Orleans/OKC*	L	89-99	9-5	7-6	16-11	Boykins - 26	Butler - 20	19,344
28	12/31	DALLAS	L	85-89	9-6	7-6	16-12	Iverson - 28	Howard - 28	18,423
29	1/2	PHILADELPHIA	L	97-108	9-7	7-6	16-13	Iverson - 30	Korver - 26	17,436
30	1/5	@L.A. Lakers	L	104-123	9-7	7-7	16-14	Boykins - 24	Parker - 23	18,997
31	1/6	UTAH	L	84-96	9-8	7-7	16-15	Iverson - 22	Williams - 28	18,341
32	1/8	MILWAUKEE	W	104-92	10-8	7-7	17-15	Boykins - 26	Patterson - 29	14,220
33	1/10	SAN ANTONIO	L	83-92	10-9	7-7	17-16	Iverson - 33	Parker - 26	16,486
34	1/12	HOUSTON	L	86-90	10-10	7-7	17-17	Iverson - 28	Battier - 25	17,333
35	1/14	@Portland	W	109-93	10-10	8-7	18-17	Iverson - 32	Rodriguez - 23	16,890
36	1/19	CLEVELAND	W	110-99	11-10	8-7	19-17	Camby - 26	James - 30	19,155S
37	1/20	@Houston	W	121-113*	11-10	9-7	20-17	Iverson - 36	McGrady - 24	18,233
38	1/22	MEMPHIS	W	115-98	12-10	9-7	21-17	Anthony - 28	Gasol - 23	19,155S
39	1/23	@Seattle	W	117-112	12-10	10-7	22-17	Anthony - 34	Allen - 44	17,072
40	1/26	@Utah	L	111-116	12-10	10-8	22-18	Anthony - 37	Booxer - 25	19,911
41	1/27	NEW JERSEY	L	102-112	12-11	10-8	22-19	J.R. Smith - 28	Carter - 40	19,737S
42	1/29	CHARLOTTE	L	101-105	12-12	10-8	22-20	Iverson - 31	Wallace - 25	15,898
43	1/31	@Portland	L	91-100	12-12	10-9	22-21	Anthony - 33	Randolph - 26	19,980
44	2/2	PORTLAND	W	114-107*	13-12	10-9	23-21	Anthony - 33	Randolph - 25	19,290S
45	2/3	@Sacramento	L	87-94	13-12	10-10	23-22	Anthony - 20	Martin - 28	17,317
46	2/5	PHOENIX	L	108-113	13-13	10-10	23-23	Anthony - 31	Stoudemire - 36	19,155S
47	2/7	N. Orleans/OKC	L	112-114*	13-14	10-10	23-24	Anthony - 27	Mason - 23	15,298
48	2/9	@Indiana	W	102-95	13-14	11-10	24-24	Anthony - 34	Dunleavy - 23	17,435
49	2/10	@Milwaukee	W	109-102	13-14	12-10	25-24	Anthony - 29	Boykins - 26	18,317
50	2/12	GOLDEN STATE	W	123-111	14-14	12-10	26-24	Anthony/J.R. Smith - 28	Harrington - 24	15,513
51	2/14	@Minnesota	L	94-99	14-14	12-11	26-25	Anthony - 28	Blount - 24	15,797
52	2/20	@San Antonio	L	80-95	14-14	12-12	26-26	Anthony - 15	Parker - 17	18,586
53	2/23	UTAH	L	104-114	14-15	12-12	26-27	Anthony - 36	Williams - 26	19,565S
54	2/24	@Dallas	L	95-115	14-15	12-13	26-28	Anthony - 34	Nowitzki - 31	20,455
55	2/26	@Memphis	W	111-107	14-15	13-13	27-28	Anthony - 33	Miller/Gasol - 21	14,736
56	2/28	ORLANDO	W	111-101	15-15	13-13	28-28	Iverson - 34	Howard - 23	15,371
57	3/2	HOUSTON	L	97-108	15-16	13-13	28-29	Anthony - 30	McGrady - 28	18,938
58	3/6	N. Orleans/OKC	W	106-91	16-16	13-13	29-29	Iverson - 25	Chandler - 15	16,409
59	3/7	@Golden State	L	96-110	16-16	13-14	29-30	Iverson - 35	Davis - 22	19,596
60	3/9	DETROIT	L	82-95	16-17	13-14	29-31	Iverson - 19	Webber - 20	19,790S
61	3/11	@Sacramento	W	113-101	16-17	14-14	30-31	Anthony - 29	Bibby - 34	17,317
62	3/13	PORTLAND	W	107-99	17-17	14-14	31-31	Iverson - 31	Randolph - 26	14,867
63	3/15	L.A. LAKERS	W	113-86	18-17	14-14	32-31	Kleiza - 29	Bryant - 25	19,155S
64	3/17	PHOENIX	W	131-107	19-17	14-14	33-31	Iverson - 44	Barbosa - 25	19,809S
65	3/20	@New Jersey	W	94-90	19-17	15-14	34-31	Anthony - 30	Carter - 29	20,032
66	3/22	@Chicago	L	108-109	19-17	15-15	34-32	Iverson - 31	Gordon - 25	22,646
67	3/23	@Toronto	L	94-121	19-17	15-16	34-33	Kleiza/J.R. Smith - 20	Peterson - 23	20,120
68	3/25	@Cleveland	W	105-93	19-17	16-16	35-33	Anthony - 27	James/Ilgaukas - 18	20,562
69	3/26	@Detroit	L	109-113*	19-17	16-17	35-34	Camby - 24	Billups - 34	22,076
70	3/28	SEATTLE	L	97-100	19-18	16-17	35-35	Anthony - 28	Lewis - 33	16,847
71	3/30	@Phoenix	L	108-125	19-18	16-18	35-36	Anthony - 32	Marion - 33	18,422
72	4/1	@Seattle	W	114-103	19-18	17-18	36-36	Anthony - 32	Watson - 28	16,659
73	4/3	@L.A. Lakers	W	111-105	19-18	18-18	37-36	Anthony - 31	Bryant - 39	18,997
74	4/4	SACRAMENTO	W	120-115	20-18	18-18	38-36	Anthony - 31	Artest - 32	16,045
75	4/6	DALLAS	W	75-71	21-18	18-18	39-36	Anthony - 23	Nowitzki - 22	19,752S
76	4/7	@L.A. Clippers	W	96-93	21-18	19-18	40-36	Iverson - 34	Maggette - 24	19,409
77	4/9	L.A. LAKERS	W	115-111	22-18	19-18	41-36	Anthony - 33	Bryant - 23	19,155S
78	4/11	@Utah	W	115-106	22-18	20-18	42-36	Anthony - 32	Harpring - 31	19,911
79	4/13	@N. Orleans/OKC*	W	107-105	22-18	21-18	43-36	Anthony - 31	West - 31	19,164
80	4/14	@Memphis	L	118-133	22-18	21-19	43-37	Anthony - 28	Atkins/Kinsey - 28	18,119
81	4/16	MINNESOTA	W	122-107	23-18	21-19	44-37	Iverson - 25	Foye/Reed - 19	18,080
82	4/18	@San Antonio	W	100-77	23-18	22-19	45-37	Evans - 19	Udrih - 13	18,797

* Denotes number of overtime periods

S Ball Arena (previously known as Pepsi Center) sellout

^ Oklahoma City





2007-08 ROSTER

NO.	PLAYER	POS	HT	WT	COLLEGE	EXP.
15	Carmelo Anthony	F	6-8	230	Syracuse	4
12	Chucky Atkins	G	5-11	185	South Florida	9
23	Marcus Camby	F/C	6-11	235	Massachusetts	11
25	Anthony Carter	G	6-2	195	Hawaii	8
5	Yakhouba Diawara	G/F	6-7	225	Pepperdine	1
0	Taurean Green	G	6-0	177	Florida	R
45	Steven Hunter	C	7-0	240	DePaul	6
3	Allen Iverson	G	6-0	165	Georgetown	11
11	Bobby Jones	F	6-7	215	Washington	1
43	Linus Kleiza	F	6-8	235	Missouri	2
4	Kenyon Martin	F	6-9	240	Cincinnati	7
34	Jelani McCoy	F/C	6-10	245	UCLA	7
21	Eduardo Najera	F	6-8	240	Oklahoma	7
31	Nenê	F	6-11	260	Brazil	5
1	J.R. Smith	G	6-6	220	St. Benedict's Prep (NJ)	3
22	Von Wafer	G	6-5	210	Florida State	2
29	Mike Wilks	G	5-10	180	Rice	5

Head Coach: George Karl (North Carolina)
Assistant Coaches: Doug Moe (North Carolina), Mike Dunlap (Loyola Marymount),
 Adrian Dantley (Notre Dame), Tim Grgurich (Pittsburgh)
Assistant Coach/Player Development: John Welch (UNLV), Jamahl Mosley (Colorado)
Assistant Coach/Advance Scouting: Chad Iske (Kansas)
Player Development Coach: Stacey Augmon (UNLV)
Asst. Coach/Strength & Conditioning: Steve Hess (Ithaca)
Athletic Trainer: Jim Gillen (Ft. Hays State)
Asst. Athletic Trainer/
Asst. Strength & Conditioning Coach: Matt Friaa (Ithaca), Dan Shimensky (Central Washington)

NUGGETS 2007-08 TEAM HIGHS & LOWS

	HIGH	LOW		HIGH	LOW
Points	168 vs. SEA, 3/16*	80 vs. SAS, 1/3	Free-Throw Percentage	.909 (20-22) vs. WAS, 2/8	.581 (18-31) @ LAC, 11/21
Field Goals Made	61 vs. SEA, 3/16	28 @ HOU, 11/24	Total Rebounds	63 vs. HOU (20T), 12/20	22 @ DET, 3/18*
Field Goals Attempted	112 vs. HOU (20T), 12/20	73 (2) @ UTA, 4/12	Offensive Rebounds	27 vs. HOU (20T), 12/20*	4 @ DET, 3/18
Field Goal Percentage	.670 (59-88) @ SEA, 2/27*	.345 (29-84) vs. GS, 12/30	Defensive Rebounds	46 vs. MEM, 4/16	18 @ DET, 3/18
Three-Pointers Made	16 vs. SEA, 3/16	1 vs. POR, 11/14	Assists	44 vs. SEA, 3/16*	8 @ HOU, 11/24
Three-Pointers Attempted	34 @ MEM, 3/24	11 vs. SAS, 1/3	Steals	15 (3) @ PHI, 3/19	4 (3) vs. LAC, 2/29
Three-Point Percentage	.625 (10-16) vs. PHX, 3/5	.077 (1-13) vs. POR, 11/14	Turnovers	26 vs. SAC, 12/8	7 @ TOR, 3/23
Free-Throws Made	37 vs. PHX, 4/1	11 @ SEA, 2/27	Blocked Shots	15 vs. PHI, 1/6	0 (2) vs. SAS, 3/7
Free-Throws Attempted	49 vs. BOS, 2/19	15 @ SAS, 12/15	Personal Fouls	31 (2) vs. UTA, 2/6	13 vs. SAC, 12/8

OPPONENTS 2007-08 TEAM HIGHS & LOWS

	HIGH	LOW		HIGH	LOW
Points	151 @ SEA (20T), 4/6	77 by SAS, 1/3	Free-Throw Percentage	.950 (19-20) by MIL, 12/26	.538 (14-26) by PHX, 4/1
Field Goals Made	61 @ SEA (20T), 4/6	27 by SAS, 1/3	Total Rebounds	59 by IND, 11/27	31 by SAS, 3/7
Field Goals Attempted	116 @ SEA (20T), 4/6*	70 @ LAC, 11/21	Offensive Rebounds	20 (3) last @ MIL, 2/23	3 by SAS, 3/7
Field Goal Percentage	.645 (49-76) @ BOS, 11/7	.344 (32-93) @ CLE, 2/10	Defensive Rebounds	47 by IND, 11/27	23 (3) @ SEA, 2/27
Three-Pointers Made	20 @ PHX, 1/7*	2 by SEA, 3/16	Assists	42 @ DET, 3/18	12 @ MEM, 1/30
Three-Pointers Attempted	36 (2) by MEM, 4/16	9 @ PHI, 3/19	Steals	20 @ BOS, 11/7*	1 @ PHX, 1/7
Three-Point Percentage	.733 (11-15) @ UTA, 3/8	.167 (3-18) @ HOU, 11/24	Turnovers	26 @ WAS, 11/9	8 @ GS, 12/28
Free-Throws Made	33 (2) @ PHX, 3/31	5 @ HOU, 3/2	Blocked Shots	13 @ PHX, 1/7	01 (6) by SAC, 4/5
Free-Throws Attempted	44 by UTA, 2/6	6 @ HOU, 3/2	Personal Fouls	33 by BOS, 2/19	13 @ MIA, 2/12

* Denotes NBA High/Low





2007-08 GAME-BY-GAME RESULTS (50-32)

NO.	DATE	OPPONENT	W-L	SCORE	HOME	ROAD	TOTAL	DEN. HIGH SCORER	OPP. HIGH SCORER	ATTEND.
1	10/31	SEATTLE	W	120-103	1-0	0-0	1-0	Anthony - 32	Wilkins - 21	19,380S
2	11/2	@Minnesota	W	99-91	1-0	1-0	2-0	Anthony - 33	McCants - 23	19,443
3	11/4	NEW ORLEANS	L	88-93	1-1	1-0	2-1	Iverson - 23	West - 17	13,156
4	11/6	@New York	L	112-119	1-1	2-2	3-3	Iverson - 32	Crawford - 25	19,763
5	11/7	@Boston	L	119-93	1-1	1-2	2-3	Iverson - 22	Pierce - 26	18,624
6	11/9	@Washington	W	118-92	1-1	2-2	3-3	Anthony - 32	Butler - 21	20,173
7	11/10	@Indiana	W	113-106	1-1	3-2	4-3	Anthony - 32	Murphy - 18	12,748
8	11/12	CLEVELAND	W	122-100	2-1	3-2	5-3	Iverson - 37	James - 27	19,155S
9	11/14	PORTLAND	W	110-93	3-1	3-2	6-3	Anthony - 25	Aldridge - 15	13,289
10	11/17	NEW YORK	W	115-83	4-1	3-2	7-3	Anthony - 24	Randolph - 16	19,679S
11	11/20	CHICAGO	W	112-91	5-1	3-2	8-3	Anthony - 26	Noah - 16	17,106
12	11/21	@L.A. Clippers	L	90-101	5-1	3-3	8-4	Iverson - 29	Kaman/Ross - 17	17,221
13	11/23	MINNESOTA	W	99-93	6-1	3-3	9-4	Anthony - 31	Walker - 24	17,097
14	11/24	@Houston	L	81-109	6-1	3-4	9-5	Iverson - 18	McGrady - 35	18,228
15	11/27	INDIANA	L	110-112	6-2	3-4	9-6	Iverson - 26	Dunleavy - 30	13,274
16	11/29	@L.A. Lakers	L	99-127	6-2	3-5	9-7	Anthony - 23	Bryant - 24	18,997
17	11/30	L.A. CLIPPERS	W	123-107	7-2	3-5	10-7	Iverson - 26	Maggette - 26	14,230
18	12/2	MIAMI	W	115-89	8-2	3-5	11-7	Anthony - 30	Wade - 13	16,386
19	12/5	L.A. LAKERS	L	107-111	8-3	3-5	11-8	Iverson - 51	Bryant - 25	19,155S
20	12/6	@Dallas	W	122-109	8-3	4-5	12-8	Iverson - 35	Nowitzki - 32	20,155
21	12/8	SACRAMENTO	W	101-97	9-3	4-5	13-8	Iverson - 23	Salmons - 25	15,493
22	12/12	NEW ORLEANS	W	105-99	10-3	4-5	14-8	Anthony - 32	Paul - 30	13,337
23	12/15	@San Antonio	L	91-102	10-3	4-6	14-9	Iverson - 30	Finley/Oberto - 21	18,797
24	12/16	PORTLAND	L	105-116	10-4	4-6	14-10	Iverson - 38	Roy - 26	13,678
25	12/20	HOUSTON	W	112-111**	11-4	4-6	15-10	Anthony - 37	Yao - 26	16,157
26	12/21	@Portland	L	96-99	11-4	4-7	15-11	Anthony/Iverson - 34	Webster - 19	20,644
27	12/23	@Sacramento	W	106-105	11-4	5-7	16-11	Anthony - 30	Artest - 24	15,055
28	12/26	MILWAUKEE	W	125-105	12-4	5-7	17-11	Anthony - 29	Williams - 28	18,701
29	12/28	@Golden State	W	124-120	12-4	6-7	18-11	Iverson - 39	Jackson - 32	20,001
30	12/30	GOLDEN STATE	L	95-105	12-5	6-7	18-12	Anthony - 26	Davis - 28	19,362S
31	1/3	SAN ANTONIO	W	80-77	13-5	6-7	19-12	Iverson - 29	Duncan/Parker - 20	19,155S
32	1/4	@Minnesota	W	118-107	13-5	7-7	20-12	Iverson - 33	McCants - 34	13,536
33	1/6	PHILADELPHIA	W	109-96	14-5	7-7	21-12	Iverson - 38	Miller - 22	17,476
34	1/7	@Phoenix	L	115-137	14-5	7-8	21-13	Iverson - 32	Marion - 27	18,422
35	1/11	ORLANDO	W	113-103	15-5	7-8	22-13	Anthony - 32	Lewis - 21	16,718
36	1/14	@Charlotte	L	116-119	15-5	7-9	22-14	Anthony - 35	Wallace - 40	14,543
37	1/15	@Atlanta	L	93-104	15-5	7-10	22-15	Anthony - 36	Johnson - 22	18,235
38	1/17	UTAH	W	120-109	16-5	7-10	23-15	Kleiza - 41	Williams - 23	15,270
39	1/19	MINNESOTA	W	111-108	17-5	7-10	24-15	Iverson - 35	McCants - 23	18,196
40	1/21	@L.A. Lakers	L	99-116	17-5	7-11	24-16	Iverson - 24	Fisher - 28	18,997
41	1/23	ATLANTA	W	107-100	18-5	7-11	25-16	Iverson - 29	Smith - 22	14,213
42	1/25	NEW JERSEY	W	100-85	19-5	7-11	26-16	Iverson - 30	Jefferson - 19	15,892
43	1/27	@Dallas	L	85-90	19-5	7-12	26-17	Iverson - 23	Nowitzki - 32	20,437
44	1/28	@New Orleans	L	93-117	19-5	7-13	26-18	Iverson - 23	Paul - 23	15,601
45	1/30	@Memphis	W	106-102	19-5	8-13	27-18	Iverson - 32	Gay - 30	12,043
46	2/2	CHARLOTTE	W	117-101	20-5	8-13	28-18	Anthony - 25	Richardson - 38	19,391S
47	2/4	@Portland	W	105-103*	20-5	9-13	29-18	Anthony - 28	Roy - 26	20,320
48	2/6	UTAH	L	115-118*	20-6	9-13	29-19	Iverson - 34	Williams - 29	16,865
49	2/8	WASHINGTON	W	111-100	21-6	9-13	30-19	Anthony - 49	Jamison - 21	17,078
50	2/10	@Cleveland	W	113-83	21-6	10-13	31-19	Anthony - 37	James - 30	20,562
51	2/12	@Miami	W	114-113*	21-6	11-13	32-19	Smith - 28	Wade - 29	19,600
52	2/13	@Orlando	L	98-109	21-6	11-14	32-20	Anthony - 32	Lewis - 25	17,519
53	2/19	BOSTON	W	124-118	22-6	11-14	33-20	Anthony - 29	Pierce - 24	19,894S
54	2/22	@Chicago	L	121-135	22-6	11-15	33-21	Smith - 43	Gordon - 37	21,848
55	2/23	@Milwaukee	L	109-115	22-6	11-16	33-22	Iverson - 26	Redd - 42	16,674
56	2/25	DETROIT	L	93-98	22-7	11-16	33-23	Iverson - 28	Billups/Hamilton/Prince - 20	17,901
57	2/27	@Seattle	W	138-96	22-7	12-16	34-23	Iverson - 31	Durant/Gelabale - 16	13,627
58	2/29	L.A. CLIPPERS	W	110-104	23-7	12-16	35-23	Iverson - 38	Thornton - 33	19,155S
59	3/2	@Houston	L	89-103	23-7	12-17	35-24	Anthony - 19	McGrady - 22	18,168
60	3/5	PHOENIX	W	126-113	24-7	12-17	36-24	Iverson - 31	Stoudemire - 22	18,383
61	3/7	SAN ANTONIO	W	109-96	25-7	12-17	37-24	Iverson - 29	Ginobili - 24	19,821S
62	3/8	@Utah	L	105-132	25-7	12-18	37-25	Iverson - 28	Okur - 27	19,911
63	3/10	@San Antonio	L	103-107	25-7	12-19	37-26	Iverson - 28	Duncan - 23	18,797
64	3/12	MEMPHIS	W	108-86	26-7	12-19	38-26	Martin - 23	Navarro - 16	17,318
65	3/14	TORONTO	W	137-105	27-7	12-19	39-26	Iverson - 28	Parker - 19	17,952
66	3/16	SEATTLE	W	168-116	28-7	12-19	40-26	Anthony - 26	Durant - 23	19,155S
67	3/18	@Detroit	L	120-136	28-7	12-20	40-27	Anthony - 27	Hamilton - 24	22,076
68	3/19	@Philadelphia	L	113-115	28-7	12-21	40-28	Iverson - 32	Miller - 28	20,674
69	3/21	@New Jersey	W	125-114	28-7	13-21	41-28	Iverson - 26	Carter - 32	17,949
70	3/23	@Toronto	W	109-100	28-7	14-21	42-28	Iverson - 36	Bosh/Calderson - 17	19,800
71	3/24	@Memphis	W	120-106	28-7	15-21	43-28	Smith - 27	Gay - 30	12,317
72	3/27	DALLAS	W	118-105	29-7	15-21	44-28	Anthony - 32	Howard - 30	18,247
73	3/29	GOLDEN STATE	W	119-112	30-7	15-21	45-28	Martin - 30	Davis - 28	19,844S
74	3/31	@Phoenix	L	117-132	30-7	15-22	45-29	Smith - 23	Stoudemire - 41	18,422
75	4/1	PHOENIX	W	126-120	31-7	15-22	46-29	Iverson - 31	Stoudemire - 25	18,870
76	4/5	SACRAMENTO	L	115-118	31-8	15-22	46-30	Anthony - 47	Martin - 36	18,921
77	4/6	@Seattle	L	147-151**	31-8	15-23	46-31	Anthony - 38	Durant - 37	13,104
78	4/8	@L.A. Clippers	W	117-99	31-8	16-23	47-31	Anthony - 36	Mobley - 25	19,060
79	4/10	@Golden State	W	114-105	31-8	17-23	48-31	Iverson - 33	Ellis - 29	20,737
80	4/12	@Utah	L	97-124	31-8	17-24	48-32	Iverson - 28	Boozer/Brewer/Okur - 20	19,911
81	4/13	HOUSTON	W	111-94	32-8	17-24	49-32	Iverson - 33	Head - 19	19,720S
82	4/16	MEMPHIS	W	120-111	33-8	17-24	50-32	Iverson - 21	Lowry - 22	

17,892
* Denotes number of overtime periods

S Ball Arena (previously known as Pepsi Center) sellout





2008-09 ROSTER

NO.	PLAYER	POS	HT	WT	COLLEGE	EXP.
11	Chris Andersen	F/C	6-10	228	Blinn (Texas) J.C.	6
15	Carmelo Anthony	F	6-8	230	Syracuse	5
12	Chucky Atkins	G	5-11	185	South Florida	10
32	Renaldo Balkman	F	6-8	210	South Carolina	2
7	Chauncey Billups	G	6-3	202	Colorado	11
25	Anthony Carter	G	6-2	195	Hawaii	9
6	Jason Hart	G	6-3	180	Syracuse	7
5	Juwan Howard	F	6-9	253	Michigan	14
45	Steven Hunter	C/F	7-0	240	DePaul	7
3	Allen Iverson	G	6-0	180	Georgetown	12
30	Dahntay Jones	G/F	6-6	210	Duke	5
43	Linas Kleiza	F	6-8	245	Missouri	3
4	Kenyon Martin	F	6-9	230	Cincinnati	8
24	Antonio McDyess	F	6-9	245	Alabama	12
31	Nenê	F/C	6-11	250	Brazil	6
27	Johan Petro	C	7-0	247	France	3
35	Cheikh Samb	C	7-1	245	Senegal	1
1	J.R. Smith	G	6-6	220	St. Benedict's Prep (NJ)	4
13	Sonny Weems	G/F	6-6	203	Arkansas	R

Head Coach: George Karl (North Carolina)
Assistant Coaches: Adrian Dantley (Notre Dame), Tim Grgurich (Pittsburgh),
 John Welch (UNLV)
Assistant Coach/Player Development: Jamahl Mosley (Colorado) **Assistant**
Coach/Advance Scout: Chad Iske (Kansas) **Player**
Development Coach: Stacey Augmon (UNLV), Larry Mangino (Montclair State)
Asst. Coach/Strength & Conditioning: Steve Hess (Ithaca)
Athletic Trainer: Jim Gillen (Ft. Hays State)
Asst. Athletic Trainer/
Asst. Strength & Conditioning Coach: Matt Friaa (Ithaca), Dan Shimensky (Central Washington)

NUGGETS 2008-09 TEAM HIGHS & LOWS

	HIGH	LOW		HIGH	LOW
Points	135 vs. IND, 1/5	70 @ NJ, 2/7	Free-Throw Percentage	.960 (24-25) vs. PHI, 12/26	.500 (10-20) vs. NY, 3/31
Field Goals Made	50 (2) vs. IND, 1/5	25 vs. BOS, 2/23	Total Rebounds	60 @ LAC (OT), 10/31	27 @ ATL, 12/29
Field Goals Attempted	99 vs. NJ, 3/16	65 @ SA, 11/19	Offensive Rebounds	25 vs. NJ, 3/16	3 (2) @ ORL, 2/11
Field Goal Percentage	.598 (49-82) vs. TOR, 12/2	.337 (28-83) vs. POR, 4/15	Defensive Rebounds	45 @ LAC (OT), 10/31	18 @ ATL, 12/29
Three-Pointers Made	15 vs. PHI, 12/26	2 (2) vs. DET, 1/9	Assists	38 vs. IND, 1/5	9 @ POR, 4/15
Three-Pointers Attempted	31 vs. PHI, 12/26	8 vs. LAC, 3/14	Steals	15 (4) @ PHX, 3/23	2 vs. BOS, 2/23
Three-Point Percentage	.667 (6-9) @ OKC, 2/4	.133 (2-15) @ GS, 11/5	Turnovers	27 @ MEM, 1/27	6 vs. NJ, 3/16
Free-Throws Made	40 vs. MIL, 11/18	10 (2) vs. NY, 3/31	Blocked Shots	15 @ MEM, 1/27	0 @ HOU, 12/16 *
Free-Throws Attempted	48 vs. MIL, 11/18	13 @ BOS, 11/14	Personal Fouls	32 (4) @ LAL, 4/9	11 @ MIN, 11/29

OPPONENTS 2008-09 TEAM HIGHS & LOWS

	HIGH	LOW		HIGH	LOW
Points	120 (2) @ MIL, 2/22	73 @ ORL, 2/11	Free-Throw Percentage	.958 (23-24) by MIN, 12/10	.571 (20-35) by HOU, 3/9
Field Goals Made	47 @ GLE, 11/13	21 @ ORL, 2/11	Total Rebounds	54 @ NJ, 2/7	30 (3) by LAC, 3/17
Field Goals Attempted	100 by GS, 3/28	68 @ NO, 3/25	Offensive Rebounds	26 @ SAC, 12/6	2 @ SAC, 3/8 *
Field Goal Percentage	.584 (45-77) @ OKC, 1/2	.293 (29-99) @ SAC, 12/6	Defensive Rebounds	39 by HOU, 3/9	17 @ MIL, 2/22
Three-Pointers Made	14 (3) by GS, 3/28	2 (4) by LAL, 2/27	Assists	32 by IND, 1/5	12 (3) @ ORL, 2/11
Three-Pointers Attempted	35 (2) @ NY, 12/28	8 @ UTA, 10/29	Steals	14 by LAC, 3/14	1 @ ATL, 12/29
Three-Point Percentage	.615 (8-13) @ OKC, 1/2	.095 (2-21) by LAL, 2/27	Turnovers	26 @ MEM, 1/27	6 @ DAL, 3/27
Free-Throws Made	37 @ LAL, 4/9	9 (4) by SAC, 4/13	Blocked Shots	11 @ GS, 11/5	1 (4) by POR, 3/5
Free-Throws Attempted	46 @ LAL, 4/9	10 @ MIN, 11/29	Personal Fouls	36 (2) by UTA, 4/2	14 @ OKC, 2/4

* Denotes NBA High/Low





2008-09 GAME-BY-GAME RESULTS (54-28)

NO.	DATE	OPPONENT	W-L	SCORE	HOME	ROAD	TOTAL	DEN. HIGH SCORER	OPP. HIGH SCORER	ATTEND.
1	10/29	@Utah	L	94-98	0-0	0-1	0-1	Iverson/Martin - 18	Boozer - 25	19,911
2	10/31	@L.A. Clippers	W	113-103*	0-0	1-1	1-1	Iverson - 25	Thornton - 30	11,418
3	11/1	L.A. LAKERS	L	97-104	0-1	1-1	1-2	Carter - 20	Bryant - 33	19,651 S
4	11/5	@Golden State	L	101-111	0-1	1-2	1-3	Anthony - 28	Jackson - 29	18,194
5	11/7	DALLAS	W	108-105	1-1	1-2	2-3	Anthony - 28	Nowitzki - 23	19,175 S
6	11/9	MEMPHIS	W	100-90	2-1	1-2	3-3	Anthony - 24	Mayo - 31	14,359
7	11/11	@Charlotte	W	88-80	2-1	2-2	4-3	Anthony - 25	Richardson - 23	10,753
8	11/13	@Cleveland	L	99-110	2-1	3-3	4-4	Billups - 26	M. Williams - 24	20,562
9	11/14	@Boston	W	94-85	2-1	4-3	5-4	Anthony/Billups - 18	Allen - 26	18,624
10	11/16	MINNESOTA	W	90-84	3-1	4-3	6-4	Billups - 26	Jefferson - 20	16,721
11	11/18	MILWAUKEE	W	91-81	4-1	4-3	7-4	Kleiza - 25	Bell - 25	14,413
12	11/19	@San Antonio	W	91-81	4-1	4-3	8-4	Billups - 22	Hill - 20	16,559
13	11/21	@L.A. Lakers	L	90-104	4-1	4-4	8-5	Nenè/Smith - 18	Bryant - 29	18,997
14	11/23	CHICAGO	W	114-101	5-1	4-4	9-5	Martin - 26	Gordon - 28	16,202
15	11/26	@L.A. Clippers	W	106-105	5-1	5-4	10-5	Anthony - 30	Gordon - 24	14,934
16	11/27	New Orleans	L	101-105	5-2	5-4	10-6	Smith - 32	Paul - 22	15,563
17	11/29	@Minnesota	W	106-97	5-2	6-4	11-6	Billups - 27	Foye - 25	14,197
18	11/30	HOUSTON	W	104-94	6-2	6-4	12-6	Billups - 28	Yao - 18	17,201
19	12/2	TORONTO	W	132-93	7-2	6-4	13-6	Billups - 24	Bosh - 24	14,243
20	12/4	SAN ANTONIO	L	91-108	7-3	6-4	13-7	Anthony - 16	Parker - 22	15,866
21	12/6	@Sacramento	W	118-85	7-3	7-4	14-7	Billups - 24	Salmons - 22	12,322
22	12/10	MINNESOTA	W	116-105	8-3	7-4	15-7	Anthony - 45	Foye/Jefferson - 26	14,007
23	12/13	GOLDEN STATE	W	123-105	9-3	7-4	16-7	Anthony - 27	Crawford - 25	15,322
24	12/15	@Dallas	W	98-88	9-3	8-4	17-7	Smith - 25	Nowitzki - 27	19,969
25	12/16	@Houston	L	96-108	9-3	8-5	17-8	Anthony - 22	Yao - 32	17,737
26	12/19	CLEVELAND	L	88-105	9-4	8-5	17-9	Billups - 16	James - 33	19,155 S
27	12/20	@Phoenix	L	101-108	9-4	8-6	17-10	Smith - 23	Stoudemire - 27	18,422
28	12/22	PORTLAND	W	97-89	10-4	8-6	18-10	Billups/Nenè - 19	Aldridge - 20	18,611
29	12/23	@Portland	L	92-101	10-4	8-7	18-11	Kleiza - 20	Aldridge - 22	20,007
30	12/26	PHILADELPHIA	W	105-101	11-4	8-7	19-11	Smith 27	Iguodala - 24	19,155 S
31	12/28	@New York	W	117-110	11-4	9-7	20-11	Anthony - 32	Robinson - 20	19,763
32	12/29	@Atlanta	L	91-109	11-4	9-8	20-12	Martin - 19	Johnson - 25	17,131
33	12/31	@Toronto	W	114-107	11-4	10-8	21-12	Nenè - 21	Bargnani - 26	18,879
34	1/2	@Oklahoma City	W	122-120	11-4	11-8	22-12	Anthony - 31	Durant - 33	18,613
35	1/3	NEW ORLEANS	W	105-100	12-4	11-8	23-12	Anthony - 22	Paul - 30	19,614 S
36	1/5	INDIANA	W	135-115	13-4	11-8	24-12	Martin - 25	Granger - 36	14,255
37	1/7	MIAMI	W	108-97	14-4	11-8	25-12	Billups/Kleiza/Smith - 21	Wade - 31	15,459
38	1/9	DETROIT	L	90-93	14-5	11-8	25-13	Billups - 30	Iverson - 23	19,682 S
39	1/13	DALLAS	W	99-97	15-5	11-8	26-13	Billups - 23	Nowitzki - 44	14,158
40	1/15	PHOENIX	W	119-113*	16-5	11-8	27-13	Billups - 26	Hill - 25	18,073
41	1/17	ORLANDO	L	88-106	16-6	11-8	27-14	Kleiza - 26	Turkoglu - 31	19,749 S
42	1/19	@Houston	L	113-115	16-6	11-9	27-15	Smith - 24	Yao - 31	18,199
43	1/20	SACRAMENTO	W	118-99	17-6	11-9	28-15	Kleiza - 27	Martin - 25	15,164
44	1/25	UTAH	W	117-97	18-6	11-9	29-15	Nenè - 28	Brewer - 16	17,895
45	1/27	@Memphis	W	100-85	18-6	12-9	30-15	Billups - 29	Mayo - 19	11,338
46	1/28	@New Orleans	L	81-94	18-6	12-10	30-16	Martin - 22	Stojakovic - 26	15,792
47	1/30	CHARLOTTE	W	110-99	19-6	12-10	31-16	Nenè - 22	Bell - 27	18,463
48	2/3	SAN ANTONIO	W	104-96	20-6	12-10	32-16	Anthony - 35	Mason - 26	18,536
49	2/4	@Oklahoma City	W	114-113	20-6	13-10	33-16	Anthony - 32	Durant - 31	18,332
50	2/6	@Washington	W	124-103	20-6	14-10	34-16	Anthony - 23	Jamison - 26	20,173
51	2/7	@New Jersey	L	70-114	20-6	14-11	34-17	Anthony - 15	Harris - 28	17,697
52	2/10	@Miami	W	99-82	20-6	15-11	35-17	Billups - 23	Wade - 33	16,784
53	2/11	@Orlando	W	82-73	20-6	16-11	36-17	Anthony - 29	Howard - 16	17,461
54	2/18	@Philadelphia	W	101-89	20-6	17-11	37-17	Anthony - 26	Miller - 17	15,979
55	2/20	@Chicago	L	99-116	20-6	17-12	37-18	Billups - 25	Gordon - 37	21,970
56	2/22	@Milwaukee	L	117-120	20-6	17-13	37-19	Anthony - 33	Villanueva - 36	14,891
57	2/23	BOSTON	L	76-114	20-7	17-13	37-20	Smith - 19	Allen - 26	19,784 S
58	2/25	ATLANTA	W	110-109	21-7	17-13	38-20	Billups - 33	Williams - 31	18,418
59	2/27	L.A. LAKERS	W	90-79	22-7	17-13	39-20	Billups/Smith - 22	Bryant - 29	19,920 S
60	3/1	@Indiana	L	94-100	22-7	17-14	39-21	Billups - 27	Jack - 28	12,458
61	3/3	@Detroit	L	95-100	22-7	17-15	39-22	Billups - 34	Prince - 23	22,076
62	3/5	PORTLAND	W	106-90	23-7	17-15	40-22	Anthony - 38	Roy - 22	16,801
63	3/6	@Utah	L	91-97	23-7	17-16	40-23	Smith - 27	Williams - 25	19,911
64	3/8	@Sacramento	L	106-114	23-7	17-17	40-24	Anthony - 32	Martin - 26	12,678
65	3/9	HOUSTON	L	95-97	23-8	17-17	40-25	Billups - 28	Artest - 22	16,020
66	3/11	OKLAHOMA CITY	W	112-99	24-8	17-17	41-25	Anthony - 22	Green - 19	16,186
67	3/14	L.A. CLIPPERS	W	107-94	25-8	17-17	42-25	Balkman - 22	Thornton - 19	18,676
68	3/16	NEW JERSEY	W	121-96	26-8	17-17	43-25	Nenè/Smith - 19	Carter - 32	16,223
69	3/18	@Memphis	W	111-109	26-8	18-17	44-25	Anthony - 35	Gay - 30	11,087
70	3/20	WASHINGTON	W	116-105	27-8	18-17	45-25	Smith - 40	Jamison - 27	18,231
71	3/23	@Phoenix	L	115-118	27-8	18-18	45-26	Anthony - 29	Hill - 23	18,422
72	3/25	@New Orleans	W	101-88	27-8	19-18	46-26	Anthony - 29	Paul - 19	17,274
73	3/27	@Dallas	W	103-101	27-8	20-18	47-26	Anthony - 43	Nowitzki - 26	20,310
74	3/28	GOLDEN STATE	W	129-116	28-8	20-18	48-26	Anthony - 31	Crawford - 30	19,155 S
75	3/31	NEW YORK	W	111-104	29-8	20-18	49-26	Anthony - 29	Robinson - 30	17,851
76	4/2	UTAH	W	114-104	30-8	20-18	50-26	Smith - 28	Miles - 19	17,969
77	4/4	L.A. CLIPPERS	W	120-104	31-8	20-18	51-26	Smith - 34	Randolph - 22	17,880
78	4/5	@Minnesota	W	110-87	31-8	21-18	52-26	Anthony - 23	Telfair - 18	16,839
79	4/8	OKLAHOMA CITY	W	122-112	32-8	21-18	53-26	Anthony - 31	Durant - 31	16,536
80	4/9	@L.A. Lakers	L	102-116	32-8	21-19	53-27	Anthony - 23	Bryant - 33	18,997
81	4/13	SACRAMENTO	W	118-98	33-8	21-19	54-27	Smith - 45	Diogu - 32	15,823
82	4/15	@Portland	L	76-104	33-8	21-20	54-28	Billups - 13	Outlaw - 21	20,652

* Denotes number of overtime periods

S Ball Arena (previously known as Pepsi Center) sellout





2009-10 ROSTER

NO.	PLAYER	POS	HT	WT	COLLEGE	EXP.
6	Arron Afflalo	G	6-5	215	UCLA	2
30	Malik Allen	F	6-10	255	Villanova	8
11	Chris Andersen	F/C	6-10	228	Blinn (Texas) J.C.	7
15	Carmelo Anthony	F	6-8	230	Syracuse	6
32	Renaldo Balkman	F	6-8	210	South Carolina	3
1	Chauncey Billups	G	6-3	202	Colorado	12
43	Brian Butch	C	6-11	240	Wisconsin	R
25	Anthony Carter	G	6-2	195	Hawaii	10
14	Joey Graham	F	6-7	225	Oklahoma State	4
22	Coby Karl	G	6-5	215	Boise State	1
3	Ty Lawson	G	5-11	195	North Carolina	R
4	Kenyon Martin	F	6-9	230	Cincinnati	9
31	Nenê	F/C	6-11	250	Brazil	7
27	Johan Petro	C	7-0	247	France	4
5	J.R. Smith	G	6-6	220	St. Benedict's Prep (NJ)	5

Head Coach: George Karl (North Carolina)
Assistant Coaches: Adrian Dantley (Notre Dame), Tim Grgurich (Pittsburgh),
 John Welch (UNLV)
Assistant Coach/Player Development: Jamahl Mosley (Colorado)
Assistant Coach/Advance Scout: Chad Iske (Kansas) **Player**
Development Coach: Stacey Augmon (UNLV), Larry Mangino (Montclair State)
Asst. Coach/Strength & Conditioning: Steve Hess (Ithaca)
Athletic Trainer: Jim Gillen (Ft. Hays State)
Asst. Athletic Trainer/
Asst. Strength & Conditioning Coach: Matt Friaa (Ithaca), Dan Shimensky (Central Washington)

NUGGETS 2009-10 TEAM HIGHS & LOWS

	HIGH	LOW	HIGH	LOW
Points	135 vs. GS, 12/1	84 @ OKC, 1/29	Free-Throw Percentage	.923 (24-26) @ PHI, 12/7
Field Goals Made	52 vs. GS, 12/1	27 @ OKC, 1/29	Total Rebounds	61 vs. NO, 1/23 (OT)
Field Goals Attempted	100 @ CLE, 2/18 (OT)	61 @ POR, 10/29	Offensive Rebounds	20 (4) vs. MIL, 3/20
Field Goal Percentage	.615 (48-78) vs. TOR, 11/17	.359 (28-78) @ LAL, 2/28	Defensive Rebounds	41 vs. NO, 1/23 (OT)
Three-Pointers Made	16 @ GS, 2/25	2 (5) vs. NO, 3/18	Assists	36 vs. MEM, 11/1
Three-Pointers Attempted	32 vs. MEM, 4/12	9 @ SA, 12/5	Steals	16 vs. NJ, 11/24
Three-Point Percentage	.750 (9-12) @ SA, 1/31	.125 (2-16) @ CHA, 12/8	Turnovers	23 @ OKC, 1/29
Free-Throws Made	41 vs. UTA, 1/17 *	8 @ ORL, 3/28	Blocked Shots	11 (2) vs. MEM, 4/12
Free-Throws Attempted	49 (2) vs. UTA, 1/17 *	11 @ ORL, 3/28	Personal Fouls	30 (2) vs. IND, 3/5
				13 @ CHI, 11/10

OPPONENTS 2009-10 TEAM HIGHS & LOWS

	HIGH	LOW	HIGH	LOW
Points	125 (3) @ HOU, 3/15	79 by LAL, 11/13	Free-Throw Percentage	.933 (14-15) by PHX, 2/3
Field Goals Made	48 by MEM, 11/1	27 by OKC, 3/3	Total Rebounds	58 @ TOR, 3/26
Field Goals Attempted	99 @ MIN, 11/25	66 by PHX, 12/12	Offensive Rebounds	22 @ MEM, 12/20
Field Goal Percentage	.578 (48-83) by MEM, 11/1	.325 (27-83) by OKC, 3/3	Defensive Rebounds	43 (2) @ TOR, 3/26
Three-Pointers Made	14 @ PHX, 4/13	1 (2) @ OKC, 4/7	Assists	30 (3) @ BOS, 3/24
Three-Pointers Attempted	31 (2) by ORL, 1/13	8 by NO, 3/18	Steals	16 @ LAL, 2/28
Three-Point Percentage	.600 (6-10) by UTA, 10/28	.059 (1-17) by LAC, 1/21	Turnovers	26 (2) by OKC, 3/3
Free-Throws Made	33 (2) by IND, 3/5	8 (2) by LAC, 4/3	Blocked Shots	12 by BOS, 2/21
Free-Throws Attempted	45 by SA, 4/10	9 @ PHI, 12/7	Personal Fouls	34 @ BOS, 3/24
				14 (2) @ ORL, 3/28

* Denotes NBA High/Low





2009-10 GAME-BY-GAME RESULTS (53-29)

NO.	DATE	OPPONENT	W-L	SCORE	HOME	ROAD	TOTAL	DEN. HIGH SCORER	OPP. HIGH SCORER	ATTEND.
1	10/28	UTAH	W	114-105	1-0	0-0	1-0	Anthony - 30	Williams - 28	19,155 S
2	10/29	@Portland	W	97-94	1-0	1-0	2-0	Anthony - 41	Roy - 30	20,218
3	11/1	MEMPHIS	W	133-123	2-0	1-0	3-0	Anthony - 42	Mayo - 40	15,823
4	11/3	@Indiana	W	111-93	2-0	2-0	4-0	Anthony - 25	D. Jones - 20	10,627
5	11/4	@New Jersey	W	122-94	2-0	3-0	5-0	Lawson - 23	Douglas-Roberts - 19	15,319
6	11/6	@Miami	L	88-96	2-0	3-1	5-1	Anthony - 30	Wade - 22	19,600
7	11/7	@Atlanta	L	100-125	2-0	3-2	5-2	Anthony - 30	Crawford - 25	17,801
8	11/10	@Chicago	W	90-89	2-0	4-2	6-2	Anthony - 20	Rose - 22	21,409
9	11/11	@Milwaukee	L	102-108	2-0	4-3	6-3	Anthony - 32	Jennings - 32	12,987
10	11/3	L.A. LAKERS	W	105-79	3-0	4-3	7-3	Anthony - 25	Bryant/Bynum - 19	19,652 S
11	11/17	TORONTO	W	130-112	4-0	4-3	8-3	Anthony - 32	DeRozan - 17	16,446
12	11/20	@L.A. Clippers	L	99-106	4-0	4-4	8-4	Anthony - 37	Butler - 27	18,155
13	11/21	CHICAGO	W	112-93	5-0	4-4	9-4	Anthony - 30	Rose - 28	19,359 S
14	11/24	NEW JERSEY	W	101-87	6-0	4-4	10-4	Anthony - 27	Harris/Alston - 19	16,307
15	11/25	@Minnesota	W	124-111	6-0	5-4	11-4	Anthony - 22	Brewer - 22	13,101
16	11/27	NEW YORK	W	128-125	7-0	5-4	12-4	Anthony - 50	Harrington - 41	19,155 S
17	11/29	MINNESOTA	L	100-106	7-1	5-4	12-5	Anthony - 32	Gomes - 27	15,147
18	12/1	GOLDEN STATE	W	135-107	8-1	5-4	13-5	Anthony - 25	Morrow - 27	14,570
19	12/3	MIAMI	W	114-96	9-1	5-4	14-5	Anthony - 22	Wade - 25	14,998
20	12/5	@San Antonio	W	106-99	9-1	6-4	15-5	Anthony - 34	Parker - 37	17,592
21	12/7	@Philadelphia	W	93-83	9-1	7-4	16-5	Billups - 31	Iguodala - 21	20,664
22	12/8	@Charlotte	L	95-107	9-1	7-5	16-6	Anthony - 34	Jackson/Wallace - 25	14,127
23	12/10	@Detroit	L	99-101	9-1	7-6	16-7	Anthony - 40	Villanueva - 27	17,176
24	12/12	PHOENIX	W	105-99	10-1	7-6	17-7	Anthony - 32	Nash - 28	19,155 S
25	12/14	OKLAHOMA CITY	W	102-93	11-1	7-6	18-7	Anthony - 31	Durant - 23	16,022
26	12/16	HOUSTON	W	111-101	12-1	7-6	19-7	Anthony - 38	Brooks - 32	15,753
27	12/18	@New Orleans	L	92-98	12-1	7-7	19-8	Smith - 25	Paul - 30	14,453
28	12/20	@Memphis	L	96-102	12-1	7-8	19-9	Anthony - 41	Randolph - 32	13,385
29	12/23	ATLANTA	W	124-104	13-1	7-8	20-9	Smith - 41	Crawford - 24	19,155 S
30	12/25	@Portland	L	96-107	13-1	7-9	20-10	Anthony - 32	Roy - 41	20,664
31	12/27	DALLAS	L	96-104	13-2	7-9	20-11	Martin - 18	Gooden - 19	19,756 S
32	12/28	@Sacramento	L	101-106	13-2	7-10	20-12	Anthony - 34	Nocioni - 21	14,548
33	1/2	@Utah	W	105-95	13-2	8-10	21-12	Lawson - 23	Boozer - 18	19,911
34	1/3	PHILADELPHIA	L	105-108	13-3	8-10	21-13	Nené - 24	Iverson - 17	19,155 S
35	1/5	GOLDEN STATE	W	123-122	14-3	8-10	22-13	Martin - 27	Maggette - 35	15,129
36	1/8	CLEVELAND	W	99-97	15-3	8-10	23-13	Billups - 23	James - 35	19,996 S
37	1/9	@Sacramento	L	100-102	15-3	8-11	23-14	Billups - 27	Evans - 27	14,411
38	1/11	MINNESOTA	W	105-94	16-3	8-11	24-14	Anthony - 24	Brewer - 25	14,669
39	1/13	ORLANDO	W	115-97	17-3	8-11	25-14	Anthony - 27	Barnes - 28	18,475
40	1/17	UTAH	W	119-112	18-3	8-11	26-14	Anthony - 37	Williams - 23	19,519 S
41	1/20	@Golden State	W	123-118 (OT)	18-3	9-11	27-14	Billups - 37	Ellis - 39	17,223
42	1/21	L.A. CLIPPERS	W	105-85	19-3	9-11	28-14	Anthony - 28	Smith - 21	15,343
43	1/23	NEW ORLEANS	W	116-110 (OT)	20-3	9-11	29-14	Anthony - 30	Paul - 26	19,807 S
44	1/25	CHARLOTTE	W	104-93	21-3	9-11	30-14	Billups - 27	Jackson - 22	16,909
45	1/27	@Houston	W	97-92	21-3	10-11	31-14	Smith - 22	Brooks - 22	16,357
46	1/29	@Oklahoma City	L	84-101	21-3	10-12	31-15	Billups - 19	Durant - 30	18,203
47	1/31	@San Antonio	W	103-89	21-3	11-12	32-15	Martin - 27	Hill - 17	17,607
48	2/1	SACRAMENTO	W	112-109 (OT)	22-3	11-12	33-15	Martin - 24	Hawes - 23	15,544
49	2/3	PHOENIX	L	97-109	22-4	11-12	33-16	Nené/Smith - 15	Stoudemire/Richardson - 20	19,155 S
50	2/5	@L.A. Lakers	W	126-113	22-4	12-12	34-16	Billups - 39	Bryant - 33	18,997
51	2/6	@Utah	L	106-116	22-4	12-13	34-17	Lawson - 25	Kirilenko - 22	19,911
52	2/9	DALLAS	W	127-91	23-4	12-13	35-17	Nene - 21	Nowitzki - 17	17,485
53	2/11	SAN ANTONIO	L	92-111	23-5	12-13	35-18	Nené - 20	Hill/Blair - 17	18,611
54	2/18	@Cleveland	W	118-116 (OT)	23-5	13-13	36-18	Anthony - 40	James - 43	20,562
55	2/19	@Washington	L	97-107	23-5	13-14	36-19	Billups - 28	Thornton - 21	17,212
56	2/21	BOSTON	W	114-105	24-5	13-14	37-19	Billups - 26	R. Allen - 25	19,818 S
57	2/25	@Golden State	W	127-112	24-5	14-14	38-19	Billups - 37	Curry - 30	18,555
58	2/26	DETROIT	W	107-102	25-5	14-14	39-19	Billups - 25	Hamilton - 20	19,845 S
59	2/28	@L.A. Lakers	L	89-95	25-5	14-15	39-20	Anthony - 21	Odom - 20	18,997
60	3/1	@Phoenix	L	85-101	25-5	14-16	39-21	Billups - 21	Hill/Stoudemire - 19	18,159
61	3/3	OKLAHOMA CITY	W	119-90	26-5	14-16	40-21	Anthony - 30	Harden - 19	18,822
62	3/5	INDIANA	W	122-114	27-5	14-16	41-21	Anthony - 34	Granger - 32	19,155 S
63	3/7	PORTLAND	W	118-106	28-5	14-16	42-21	Anthony - 30	Bayless - 24	17,266
64	3/10	@Minnesota	W	110-102	28-5	15-16	43-21	Billups - 25	Brewer - 21	14,256
65	3/12	@New Orleans	W	102-95	28-5	16-16	44-21	Anthony - 32	West - 30	17,220
66	3/13	@Memphis	W	125-108	28-5	17-16	45-21	Smith - 30	Mayo - 25	17,023
67	3/15	@Houston	L	123-125	28-5	17-17	45-22	Anthony - 45	Brooks - 31	16,369
68	3/16	WASHINGTON	W	97-87	29-5	17-17	46-22	Anthony - 29	Blatche - 23	17,447
69	3/18	NEW ORLEANS	W	93-80	30-5	17-17	47-22	Anthony - 26	Collison/Thornton - 15	19,155 S
70	3/20	MILWAUKEE	L	97-102	30-6	17-17	47-23	Anthony/Billups - 29	Salmons - 26	19,390 S
71	3/23	@New York	L	104-109	30-6	17-18	47-24	Anthony - 36	Gallinari - 28	19,763
72	3/24	@Boston	L	99-113	30-6	17-19	47-25	Anthony - 32	Pierce - 27	18,624
73	3/26	@Toronto	W	97-96	30-6	18-19	48-25	Anthony - 25	Bosh - 18	19,800
74	3/28	@Orlando	L	97-103	30-6	18-20	48-26	Anthony - 26	Redick - 23	17,461
75	3/29	@Dallas	L	93-109	30-6	18-21	48-27	Smith - 27	Nowitzki - 34	20,085
76	4/1	PORTLAND	W	109-92	31-6	18-21	49-27	Anthony - 25	Miller - 24	19,155 S
77	4/3	L.A. CLIPPERS	W	98-90	32-6	18-21	50-27	Anthony - 24	Gordon - 23	19,155 S
78	4/7	@Oklahoma City	W	98-94	32-6	19-21	51-27	Billups - 29	Durant - 33	18,332
79	4/8	L.A. LAKERS	W	98-96	33-6	19-21	52-27	Anthony - 31	Gasol - 26	20,044 S
80	4/10	SAN ANTONIO	L	85-104	33-7	19-21	52-28	Billups - 27	Duncan - 18	19,155 S
81	4/12	MEMPHIS	W	123-101	34-7	19-21	53-28	Smith - 26	Conley - 22	19,155 S
82	4/13	@Phoenix	L	101-123	34-7	19-22	53-29	Anthony - 29	Stoudemire - 26	18,422

* Denotes number of overtime periods

S Ball Arena (previously known as Pepsi Center) sellout





2010-11 ROSTER

NO.	PLAYER	POS	HT	WT	COLLEGE	EXP.
6	Arron Afflalo	G	6-5	215	UCLA	3
11	Chris Andersen	F/C	6-10	228	Blinn (Texas) J.C.	8
15	Carmelo Anthony	F	6-8	238	Syracuse	7
32	Renaldo Balkman	F	6-8	210	South Carolina	4
1	Chauncey Billups	G	6-3	202	Colorado	13
25	Anthony Carter	G	6-2	195	Hawaii	11
21	Wilson Chandler	F	6-8	225	DePaul	3
34	Melvin Ely	C/F	6-10	261	Fresno State	7
20	Raymond Felton	G	6-1	205	North Carolina	5
0	Gary Forbes	F	6-7	220	Massachusetts	R
8	Danilo Gallinari	F	6-10	225	Italy	2
7	Al Harrington	F	6-9	250	St. Patrick's HS (Elizabeth, NJ)	12
41	Kosta Koufos	C	7-0	265	Ohio State	2
3	Ty Lawson	G	5-11	195	North Carolina	1
4	Kenyon Martin - C	F	6-9	240	Cincinnati	10
25	Timofey Mozgov	C	7-1	250	Russia	R 31
Nenê	F/C	6-11	250	Brazil	8	
5	J.R. Smith	G	6-6	220	St. Benedict's Prep (NJ)	6
23	Shelden Williams	F	6-9	250	Duke	4

Head Coach: George Karl (North Carolina)
Assistant Coaches: Adrian Dantley (Notre Dame), Melvin Hunt (Baylor),
 John Welch (UNLV)
Assistant Coach/Player Development: Stacey Augmon (UNLV)
Assistant Coach/Advance Scout: Chad Iske (Kansas) **Advance Scout:**
 Jesse Mermuys (Arizona)
Asst. Coach/Strength & Conditioning: Steve Hess (Ithaca)
Athletic Trainer: Jim Gillen (Ft. Hays State)
Asst. Athletic Trainer/
Asst. Strength & Conditioning Coach: Matt Friaa (Ithaca), Dan Shimensky (Central Washington)

NUGGETS 2010-11 TEAM HIGHS & LOWS

	HIGH	LOW		HIGH	LOW
Points	138 vs. PHX, 11/28	82 @ ORL, 3/18	Free-Throw Percentage	.923 (24-26) @ GS, 11/22	.559 (19-34) vs. MIN, 4/9
Field Goals Made	50 vs. GS, 4/11	25 @ POR, 11/18	Total Rebounds	58 vs. SAC, 1/1	27 (2) @ NJN, 1/31
Field Goals Attempted	102 @ LAC, 3/5 *	65 (2) @ NJ, 1/31	Offensive Rebounds	24 @ LAC, 3/5	3 (2) @ MIL, 2/16
Field Goal Percentage	.608 (45-74) vs. CHA, 3/2	.359 (28-78) @ ORL, 3/18	Defensive Rebounds	45 (2) vs. BOS, 2/24	19 @ IND, 11/9
Three-Pointers Made	19 vs. MIN, 4/9	3 (7) @ UTA, 4/13	Assists	35 vs. MIN, 4/9	12 (3) @ SAC, 1/6
Three-Pointers Attempted	38 vs. MIN, 4/9	8 vs. HOU, 1/3	Steals	16 @ DAL, 11/6	0 @ SAC, 1/6
Three-Point Percentage	.619 (13-21) (2) vs. CLE, 1/15	.176 (3-17) @ PHX, 11/15	Turnovers	23 @ SAC, 1/6	6 vs. ATL, 2/28
Free-Throws Made	45 vs. LAC, 12/3 *	9 vs. DAL, 11/3	Blocked Shots	11 vs. LAC, 12/3	0 @ PHI, 1/30
Free-Throws Attempted	59 vs. LAC, 12/3 *	12 vs. DAL, 11/3	Personal Fouls	31 (2) vs. HOU, 2/7	8 vs. DET, 3/12

OPPONENTS 2010-11 TEAM HIGHS & LOWS

	HIGH	LOW		HIGH	LOW
Points	144 @ IND, 11/9 *	75 by BOS, 2/24	Free-Throw Percentage	1.000 (7-7, by DET, 3/12)	.400 (6-15) by SAC, 1/1
Field Goals Made	56 @ IND, 11/9 *	27 by UTA, 10/27	Total Rebounds	57 @ LAC, 1/5	28 by CHA, 3/2
Field Goals Attempted	102 by PHX, 11/28 *	68 (2) @ SA, 1/16	Offensive Rebounds	19 @ LAC, 1/5	3 (2) by BOS, 2/24
Field Goal Percentage	.644 (56-87) @ IND, 11/9	.367 (29-79) by CHA, 3/2	Defensive Rebounds	43 (2) @ POR, 2/25 (OT)	21 (2) @ NO, 3/14
Three-Pointers Made	16 @ IND, 11/9	2 (5) by SAC, 4/1	Assists	37 @ IND, 11/9 *	12 @ DAL, 11/6
Three-Pointers Attempted	32 (3) by SA, 3/23	6 @ MEM, 2/13	Steals	15 by SAC, 1/1	2 by NO, 1/9
Three-Point Percentage	.600 (9-15) @ NJ, 1/31	.105 (2-19) by ATL, 2/28	Turnovers	22 by UTA, 10/27	6 (2) @ NY, 12/12
Free-Throws Made	31 by UTA, 10/27	6 by SAC, 1/1	Blocked Shots	12 (2) by NY, 11/16	1 (3) by DET, 3/12
Free-Throws Attempted	43 by UTA, 10/27	7 by DET, 3/12	Personal Fouls	37 by LAC, 12/3 *	15 by MIA, 1/13

* Denotes NBA High/Low





2010-11 GAME-BY-GAME RESULTS (50-32)

NO.	DATE	OPPONENT	W-L	SCORE	HOME	ROAD	TOTAL	DEN. HIGH SCORER	OPP. HIGH SCORER	ATTEND.
1	10/27	UTAH	W	110-88	1-0	0-0	1-0	Anthony-23	Williams-17	19,155 S
2	10/29	@New Orleans	L	95-101	1-0	0-1	1-1	Anthony-24	Paul-18	12,474
3	10/30	@Houston	W	107-94	1-0	1-1	2-1	Harrington-28	Scola-28	18,161
4	11/3	DALLAS	L	101-102	1-1	1-1	2-2	Anthony-20	Nowitzki-35	14,159
5	11/5	L.A. CLIPPERS	W	111-104	2-1	1-1	3-2	Anthony-30	Griffin-26	15,559
6	11/6	@Dallas	W	103-92	2-1	2-1	4-2	Anthony-27	Terry-26	19,948
7	11/8	@Chicago	L	92-94	2-1	2-2	4-3	Anthony-32	Rose-18	21,355
8	11/9	@Indiana	L	113-144	2-1	2-3	4-4	Lawson-19	Dunleavy-31	11,122
9	11/11	L.A. LAKERS	W	118-112	3-1	2-3	5-4	Anthony-32	Bryant-34	19,155 S
10	11/15	@Phoenix	L	94-100	3-1	2-4	5-5	Anthony-20	Warrick-21	17,744
11	11/16	NEW YORK	W	120-118	4-1	2-4	6-5	Anthony-26	Stoudemire-24	15,190
12	11/18	@Portland	L	83-86	4-1	2-5	6-6	Anthony-18	Aldridge-24	20,532
13	11/20	NEW JERSEY	W	107-103	5-1	2-5	7-6	Anthony-28	Lopez-20	16,396
14	11/22	@Golden State	W	106-89	5-1	3-5	8-6	Anthony-39	Ellis-20	18,023
15	11/26	CHICAGO	W	98-97	6-1	3-5	9-6	Anthony-22	Watson-33	19,155 S
16	11/28	PHOENIX	W	138-133	7-1	3-5	10-6	Smith-30	Richardson-39	15,482
17	12/1	MILWAUKEE	W	105-94	8-1	3-5	11-6	Nene-24	Salmons-21	14,221
18	12/3	L.A. CLIPPERS	W	109-104	9-1	3-5	12-6	Anthony-26	Gordon-24	15,829
19	12/5	MEMPHIS	W	108-107	10-1	3-5	13-6	Nene-27	Gay-24	15,017
20	12/7	@Charlotte	L	98-100	10-1	3-6	13-7	Billups-25	Jackson-23	15,377
21	12/8	@Boston	L	89-105	10-1	3-7	13-8	Lawson-24	Allen-28	18,624
22	12/10	@Toronto	W	123-116	10-1	4-7	14-8	Harrington-31	Kleiza-26	14,714
23	12/12	@New York	L	125-129	10-1	4-8	14-9	Anthony-31	Stoudemire-30	19,387
24	12/14	ORLANDO	W	111-94	11-1	4-8	15-9	Anthony-35	Redick-29	16,247
25	12/16	SAN ANTONIO	L	112-113	11-2	4-8	15-10	Anthony-31	Duncan-28	16,190
26	12/18	MINNESOTA	W	115-113	12-2	4-8	16-10	Anthony-24	Love-43	15,409
27	12/22	@San Antonio	L	103-109	12-2	4-9	16-11	Lawson/Smith-22	Ginobili/Neal-22	18,581
28	12/25	@Oklahoma City	L	106-114	12-2	4-10	16-12	Billups-30	Durant-44	18,203
29	12/26	PHILADELPHIA	L	89-95	12-3	4-10	16-13	Billups-24	Holiday-22	19,155 S
30	12/28	PORTLAND	W	95-77	13-3	4-10	17-13	Billups-18	Aldridge-18	17,388
31	12/29	@Minnesota	W	119-113	13-3	5-10	18-13	Billups-36	Beasley-33	17,093
32	1/1	SACRAMENTO	W	104-86	14-3	5-10	19-13	Billups-22	Thompson-17	17,466
33	1/3	HOUSTON	W	113-106	15-3	5-10	20-13	Anthony-33	Scola-24	17,136
34	1/5	@L.A. Clipper	L	93-106	15-3	5-11	20-14	Anthony-31	Gordon-28	17,540
35	1/6	@Sacramento	L	102-122	15-3	5-12	20-15	Anthony-26	Evans-27	13,184
36	1/9	NEW ORLEANS	L	87-96	15-4	5-12	20-16	Harrington-20	Paul-20	16,283
37	1/11	PHOENIX	W	132-98	16-4	5-12	21-16	Afflalo-31	Nash/Carter-15	14,874
38	1/13	MIAMI	W	130-102	17-4	5-12	22-16	Smith-28	Bosh-24	19,155 S
39	1/15	CLEVELAND	W	127-99	18-4	5-12	23-16	Nene-22	Sessions-21	17,668
40	1/16	@San Antonio	L	97-110	18-4	5-13	23-17	Harrington-18	Parker-30	18,581
41	1/19	OKLAHOMA CITY	W	112-107	19-4	5-13	24-17	Anthony-35	Westbrook-28	16,872
42	1/21	L.A. LAKERS	L	97-107	19-5	5-13	24-18	Anthony-23	Gasol/Artest-19	19,155 S
43	1/23	INDIANA	W	121-107	20-5	5-13	25-18	Anthony-36	Hansbrough-27	17,047
44	1/25	@Washington	W	120-109	20-5	6-13	26-18	Anthony-23	Young-26	16,121
45	1/26	@Detroit	W	109-100	20-5	7-13	27-18	Billups-26	Bynum-19	16,212
46	1/28	@Cleveland	W	117-103	20-5	8-13	28-18	Anthony-33	Hickson-24	19,642
47	1/30	@Philadelphia	L	99-110	20-5	8-14	28-19	Billups-27	Iguodala-24	15,612
48	1/31	@New Jersey	L	99-115	20-5	8-15	28-20	Anthony-37	Lopez-27	14,039
49	2/2	PORTLAND	W	109-90	21-5	8-15	29-20	Nene-22	Matthews-19	15,258
50	2/4	UTAH	L	106-113	21-6	8-15	29-21	Anthony-31	Jefferson-28	19,155 S
51	2/5	@Minnesota	W	113-100	21-6	9-15	30-21	Anthony-25	Beasley-23	15,389
52	2/7	HOUSTON	L	103-108	21-7	9-15	30-22	Anthony-50	Martin-37	14,595
53	2/9	@Golden State	L	114-116	21-7	9-16	30-23	Anthony-29	Ellis-37	18,430
54	2/10	DALLAS	W	121-120	22-7	9-16	31-23	Anthony-42	Terry-25	12,673
55	2/13	@Memphis	L	108-116	22-7	9-17	31-24	Anthony-28	Arthur-24	15,398
56	2/14	@Houston	L	102-121	22-7	9-18	31-25	Afflalo-17	Lee-22	16,450
57	2/16	@Milwaukee	W	94-87	22-7	10-18	32-25	Anthony-38	Salmons-33	16,033
58	2/22	MEMPHIS	W	120-107	23-7	10-18	33-25	Smith-26	Allen-26	14,638
59	2/24	BOSTON	W	89-75	24-7	10-18	34-25	Martin-18	Pierce-17	18,524
60	2/25	@Portland	L	106-107*	24-7	10-19	34-26	Gallinari-30	Aldridge-24	20,659
61	2/28	ATLANTA	W	100-90	25-7	10-19	35-26	Smith-19	Johnson-22	16,163
62	3/2	CHARLOTTE	W	120-80	26-7	10-19	36-26	Chandler-16	Carroll-19	14,255
63	3/3	@Utah	W	103-101	26-7	11-19	37-26	Lawson-23	Miles-22	19,524
64	3/5	@L.A. Clipper	L	94-100	26-7	11-20	37-27	Nene-25	Bledsoe-20	19,060
65	3/10	@Phoenix	W	116-97	26-7	12-20	38-27	Nene-22	Gortat-14	17,465
66	3/12	DETROIT	W	131-101	27-7	12-20	39-27	Smith-31	Wilcox-21	19,155 S
67	3/14	@New Orleans	W	114-103	27-7	13-20	40-27	Lawson-23	Paul-27	11,782
68	3/16	@Atlanta	W	102-87	27-7	14-20	41-27	Nene-20	Pachulia-19	14,669
69	3/18	@Orlando	L	82-85	27-7	14-21	41-28	Chandler-20	Howard-16	19,113
70	3/19	@Miami	L	98-103	27-7	14-22	41-29	Smith-27	James-33	19,600
71	3/21	TORONTO	W	123-90	28-7	14-22	42-29	Lawson-23	Bargnani-20	16,258
72	3/23	SAN ANTONIO	W	115-112	29-7	14-22	43-29	Harrington-27	Neal-25	19,155 S
73	3/25	WASHINGTON	W	114-94	30-7	14-22	44-29	Tied with-17	Crawford-19	19,308 S
74	3/30	SACRAMENTO	W	104-90	31-7	14-22	45-29	Lawson-20	Thornton-27	17,955
75	4/1	@Sacramento	W	99-90	31-7	15-22	46-29	Felton-17	Garcia-17	15,871
76	4/3	@L.A. Lakers	W	95-90	31-7	16-22	47-29	Gallinari-22	Bryant-28	18,997
77	4/5	OKLAHOMA CITY	L	94-101	31-8	16-22	47-30	Lawson-28	Durant-32	18,203
78	4/6	@Dallas	W	104-96	31-8	17-22	48-30	Smith-23	Marion-21	20,364
79	4/8	@Oklahoma City	L	89-104	31-8	17-23	48-31	Nene-18	Durant-28	18,203
80	4/9	MINNESOTA	W	130-106	32-8	17-23	49-31	Lawson-37	Hayward/Webster-15	19,155 S
81	4/11	GOLDEN STATE	W	134-111	33-8	17-23	50-31	Smith-22	Curry/D.Wright-27	19,155 S
82	4/13	@Utah	L	103-107	33-8	17-24	50-32	Chandler-27	Hayward-34	19,051

* Denotes number of overtime periods

S Ball Arena (previously known as Pepsi Center) sellout





2011-12 ROSTER

NO.	PLAYER	POS	HT	WT	COLLEGE/COUNTRY	EXP.
6	Arron Afflalo	G	6-5	215	UCLA	3
11	Chris Andersen	F/C	6-10	228	Blinn (Texas) J.C.	8
13	Corey Brewer	F	6-9	188	Florida	4
	DeMarre Carroll	F	6-8	212	Missouri	3
21	Wilson Chandler	F	6-8	225	DePaul	4
35	Kenneth Faried	F	6-8	228	Morehead St.	R
5	Rudy Fernandez	G/F	6-6	185	Spain	3
8	Danilo Gallinari	F	6-10	225	Italy	3
1	Jordan Hamilton	G/F	6-7	220	Texas	R
7	Al Harrington	F	6-9	250	St. Patrick's HS (Elizabeth, NJ)	13
41	Kosta Koufos	C	7-0	265	Ohio State	3
3	Ty Lawson	G	5-11	195	North Carolina	2
34	JaVale McGee	C	7-0	250	Nevada	3
24	Andre Miller	G	6-2	200	Utah	12
25	Timofey Mozgov	C	7-1	250	Russia	1
Nenê	F/C	6-11	250	200	Brazil	9
10	Julyan Stone	G	6-7	200	UTEP	R

Head Coach: George Karl (North Carolina)
Assistant Coaches: Melvin Hunt (Baylor), Chad Iske (Kansas)
 John Welch (UNLV)
Assistant Coach/Advance Scout: Jesse Mermuys (Arizona)
Video Operations/Player Development: Ryan Bowen (Iowa) **Player**
Development Coordinator: Pat Mutombo (Metro State College of Denver)
Asst. Coach/Strength & Conditioning: Steve Hess (Ithaca)
Athletic Trainer: Jim Gillen (Ft. Hays State)
Asst. Athletic Trainer/Strength & Conditioning: Dan Shimensky (Central Washington)
Asst. Strength & Conditioning Coach: Felipe Eichenberger (NW Oklahoma State)

NUGGETS 2011-12 TEAM HIGHS & LOWS

	HIGH	LOW		HIGH	LOW
Points	131 @ MIN, 4/26	81 vs. NOH, 1/9	Free-Throw Percentage	.941 (16-17) @ PHX, 4/21	.576 (19-33) vs. HOU, 2/6
Field Goals Made	56 @ MIN, 4/26*	29 vs. NOH, 1/9	Total Rebounds	60 vs. GSW, 4/9	30 @ POR, 12/29
Field Goals Attempted	101 @ OKC, 2/19 (OT)	70 vs. TOR, 1/27	Offensive Rebounds	21 vs. POR, 2/29	3 @ POR, 12/29
Field Goal Percentage	.629 (56-89) @ MIN, 4/26	.357(30-84) @DAL, 2/15	Defensive Rebounds	44 vs. GSW, 4/9	20 @ NOH, 4/4
Three-Pointers Made	12 (3) @ LAC, 2/2	2 (3) @ CHA, 3/30	Assists	37 vs. NJN, 1/11	14 (2) @ IND, 2/11
Three-Pointers Attempted	28 @ DAL, 12/26	9 (2) vs. MEM, 3/11	Steals	17 vs. UTA, 12/28	3 vs. LAC, 1/29
Three-Point Percentage	.611 (11-18) vs. NJN, 1/11	.111 (2-18) vs. LAL, 1/1	Turnovers	27 vs. SAC, 1/4	5 vs. PHX, 4/6
Free-Throws Made	31 (2) @ NYK, 1/21 (2OT)	8 vs. ORL, 4/22	Blocked Shots	13 vs. PHX, 2/14	1 (3) @ NOH, 4/4
Free-Throws Attempted	43 @ NYJ, 12/1 (2OT)	11 vs. ORL, 4/22	Personal Fouls	27 @ HOU, 3/2	12 @ CHI, 3/26

OPPONENTS 2011-12 TEAM HIGHS & LOWS

	HIGH	LOW		HIGH	LOW
Points	124 @ OKC, 2/19 (OT)	74 by ORL, 4/22	Free-Throw Percentage	1.000 (15-15) @ MIN, 3/25*	.417 (5-12) @ LAC, 2/2
Field Goals Made	49 @ SAS, 1/7	28 by ORL, 4/22	Total Rebounds	54 vs. PHX, 4/56	27 (2) by GSW, 4/9
Field Goals Attempted	99 (3) @ MIN, 3/25	67 @ NOH, 4/4	Offensive Rebounds	18 (4) @ PHX, 4/21	4 by BOS, 3/17
Field Goal Percentage	.593 (48-81) @ UTA, 3/23	.323 (30-93) by SAC, 1/4	Defensive Rebounds	43 @ POR, 12/29	20 (3) by GSW, 4/9
Three-Pointers Made	20 by NJN, 1/11*	2 (2) by SAC, 1/4	Assists	33 by DAL, 3/19	12 by SAC, 1/4
Three-Pointers Attempted	35 (2) @ MIN, 3/25	10 (2) @ NOH, 4/4	Steals	16 by SAC, 1/4	1 @ HOU, 3/2
Three-Point Percentage	.778 (14-18) by DET, 3/21*	.083 (2-24) @LAL, 12/31	Turnovers	25 @ POR, 12/29	8 by SAS, 2/23
Free-Throws Made	28 @ MEM, 1/31 (OT)	5 @ LAC, 2/2	Blocked Shots	14 by GSW, 2/9	1 by CLE, 3/7
Free-Throws Attempted	35 @ MEM, 1/31 (OT)	9 by DAL, 2/8	Personal Fouls	34 @ NYK, 1/21 (2OT)	12 @ LAL, 4/13

* Denotes NBA High/Low





2011-12 GAME-BY-GAME RESULTS (38-28)

NO.	DATE	OPPONENT	W-L	SCORE	HOME	ROAD	TOTAL	DEN. HIGH SCORER	OPP. HIGH SCORER	ATTEND.
1	12/26	@Dallas	W	115-93	0-0	1-0	1-0	Lawson-27	Nowitzki-20	20,408
2	12/28	UTAH	W	117-100	1-0	1-0	2-0	Nene-25	Jefferson-19	19,155 S
3	12/29	@Portland	L	102-111	1-0	1-1	2-1	Lawson-25	Matthews-25	20,531
4	12/31	@L.A. Lakers	L	89-92	1-0	1-2	2-2	Harrington-21	Bynum-29	18,997
5	1/1	L.A. LAKERS	W	99-90	2-0	1-2	3-2	Gallinari-20	Gasol-20	19,155 S
6	1/2	MILWAUKEE	W	91-86	3-0	1-2	4-2	Gallinari-21	Jackson-17	14,142
7	1/4	SACRAMENTO	W	110-83	4-0	1-2	5-2	Harrington-15	Cousins-26	14,562
8	1/6	@New Orleans	W	96-88	4-0	2-2	6-2	Gallinari-23	Vasquez-16	13,035
9	1/7	@San Antonio	L	117-121	4-0	2-3	6-3	Gallinari-31	Green-24	17,537
10	1/9	NEW ORLEANS	L	81-94	4-1	2-3	6-4	Gallinari-15	Landry-21	14,002
11	1/11	NEW JERSEY	W	123-115	5-1	2-3	7-4	Gallinari-22	Farmar-26	14,139
12	1/13	MIAMI	W	117-104	6-1	2-3	8-4	Lawson-24	James-35	19,155 S
13	1/15	UTAH	L	96-106	6-2	2-3	8-5	Gallinari-18	Millsap-26	16,208
14	1/17	@Milwaukee	W	105-95	6-2	3-3	9-5	Brewer-22	Jennings-30	11,322
15	1/18	@Philadelphia	W	108-104(OT)	6-2	4-3	10-5	Miller-28	T. Young-22	15,201
16	1/20	@Washington	W	108-104	6-2	5-3	11-5	Harrington-29	Young-25	14,866
17	1/21	@New York	W	119-114(2OT)	6-2	6-3	12-5	Gallinari-37	Anthony-25	19,763
18	1/25	@Sacramento	W	122-93	6-2	7-3	13-5	Gallinari-23	Fredette-19	12,097
19	1/27	TORONTO	W	96-81	7-2	7-3	14-5	Fernandez-23	Barbosa-19	18,855
20	1/29	L.A. CLIPPERS	L	105-109	7-3	7-3	14-6	Nene-18	Billups-32	19,495 S
21	1/31	@Memphis	L	97-100(OT)	7-3	7-4	14-7	Harrington-23	Gasol-20	13,651
22	2/2	@L.A. Clipper	W	112-91	7-3	8-4	15-7	Gallinari-21	Griffin-18	19,223
23	2/3	L.A. LAKERS	L	89-93	7-4	8-4	15-8	Harrington-24	Bynum-22	19,155 S
24	2/4	@Portland	L	97-117	7-4	8-5	15-9	Gallinari-20	Batum-33	20,583
25	2/6	HOUSTON	L	90-99	7-5	8-5	15-10	Fernandez-14	Scola-25	14,501
26	2/8	DALLAS	L	95-105	7-6	8-5	15-11	Fernandez-17	Nowitzki-25	15,970
27	2/9	GOLDEN STATE	L	101-109	7-7	8-5	15-12	Afflalo-26	Curry-36	14,960
28	2/11	@Indiana	W	113-109	7-7	9-5	16-12	Lawson-27	Granger-26	15,313
29	2/14	PHOENIX	W	109-92	8-7	9-5	17-12	Afflalo-20	Morris-21	17,873
30	2/15	@Dallas	L	84-102	8-7	9-6	17-13	Fernandez-14	Marion-16	20,075
31	2/17	@Memphis	L	102-103	8-7	9-7	17-14	Brewer-26	Gay-20	15,201
32	2/19	@Oklahoma City	L	118-124(OT)	8-7	9-8	17-15	Afflalo-27	Durant-51	18,203
33	2/20	MINNESOTA	W	103-101(OT)	9-7	9-8	18-15	Harrington-31	Love-22	17,263
34	2/22	@L.A. Clipper	L	95-103	9-7	9-9	18-16	Afflalo-20	Paul-36	19,163
35	2/23	SAN ANTONIO	L	99-114	9-8	9-9	18-17	Brewer-23	Blair-28	18,875
36	2/29	PORTLAND	W	104-95	10-8	9-9	19-17	Lawson-18	Crawford-21	15,715
37	3/2	@Houston	W	117-105	10-8	10-9	20-17	Lawson-22	Martin-35	16,879
38	3/4	@San Antonio	W	99-94	10-8	11-9	21-17	Lawson-22	Parker-25	18,581
39	3/5	SACRAMENTO	W	119-116(OT)	11-8	11-9	22-17	Afflalo-32	Evans-27	14,823
40	3/7	CLEVELAND	L	99-100	11-9	11-9	22-18	Harrington-22	Jamison-33	15,816
41	3/9	NEW ORLEANS	W	110-97	12-9	11-9	23-18	Afflalo-28	Thomas-18	19,155 S
42	3/11	MEMPHIS	L	91-94	12-10	11-9	23-19	Brewer-15	Mayo-22	17,737
43	3/13	ATLANTA	W	118-117(OT)	13-10	11-9	24-19	Nene-22	J. Johnson-34	15,594
44	3/15	OKLAHOMA CITY	L	90-103	13-11	11-9	24-20	Miller-17	Durant-24	18,458
45	3/17	BOSTON	W	98-91	14-11	11-9	25-20	Gallinari-20	Garnett-22	19,003
46	3/19	DALLAS	L	95-112	14-12	11-9	25-21	Afflalo-24	Nowitzki-33	16,683
47	3/21	DETROIT	W	116-115	15-12	11-9	26-21	Lawson-25	Gordon-45	16,681
48	3/23	@Utah	L	102-121	15-12	11-10	26-22	Harrington-20	Jefferson-23	19,250
49	3/25	@Minnesota	L	100-117	15-12	11-11	26-23	Faried-17	Love-30	20,023
50	3/26	@Chicago	W	108-91	15-12	12-11	27-23	Lawson-27	Watson-17	22,274
51	3/28	@Toronto	L	96-105	15-12	12-12	27-24	Lawson-26	Bargnani-26	15,867
52	3/30	@Charlotte	W	99-88	15-12	13-12	28-24	Afflalo-19	Henderson-21	13,806
53	4/1	@Orlando	W	104-101	15-12	14-12	29-24	Lawson-25	Nelson-27	18,846
54	4/4	@New Orleans	L	92-94	15-12	14-13	29-25	Lawson-22	Gordon-15	15,020
55	4/6	PHOENIX	W	105-99	16-12	14-13	30-25	Afflalo-30	Brown-18	19,155 S
56	4/7	@Golden State	L	97-112	16-12	14-14	30-26	Lawson-23	Rush-20	18,942
57	4/9	GOLDEN STATE	W	123-84	17-12	14-14	31-26	Faried-27	Thompson-17	15,530
58	4/11	MINNESOTA	W	113-107	18-12	14-14	32-26	Lawson-24	Randolph-28	15,823
59	4/13	@L.A. Lakers	L	97-103	18-12	14-15	32-27	Miller-20	Bynum-30	18,997
60	4/15	HOUSTON	W	101-86	19-12	14-15	33-27	Lawson-20	Budinger-19	17,954
61	4/16	@Houston	W	105-102	19-12	15-15	34-27	Afflalo-26	Dragic-21	15,988
62	4/18	L.A. CLIPPERS	L	98-104	19-13	15-15	34-28	Lawson-24	Paul-21	17,219
63	4/21	@Phoenix	W	118-107	19-13	16-15	35-28	Lawson-29	Brown-28	15,877
64	4/22	ORLANDO	W	101-74	20-13	16-15	36-28	Gallinari-17	Anderson-24	19,155 S
65	4/25	@Oklahoma City	W	106-101	20-13	17-15	37-28	Lawson-25	Durant-32	18,203
66	4/26	@Minnesota	W	131-102	20-13	18-15	38-28	McGee-19	Barea-20	14,824

S Ball Arena (previously known as Pepsi Center) sellout





2012-13 ROSTER

NO.	PLAYER	POS	HT	WT	COLLEGE/COUNTRY	EXP.
13	Corey Brewer	F	6-9	188	Florida/USA	5
21	Wilson Chandler	F	6-8	225	DePaul/USA	5
35	Kenneth Faried	F	6-8	228	Morehead St./USA	1
94	Evan Fournier	G	6-6	200	Poitiers/France	R
8	Danilo Gallinari	F	6-10	225	Olimpia Milano/Italy	4
1	Jordan Hamilton	G/F	6-8	220	Texas/USA	1
9	Andre Iguodala	G/F	6-6	207	Arizona/USA	8
41	Kosta Koufos	C	7-0	265	Ohio State/USA	4
3	Ty Lawson	G	5-11	195	North Carolina/USA	3
34	JaVale McGee	C	7-0	252	Nevada-Reno/USA	4
30	Quincy Miller	F	6-9	210	Baylor/USA	R
24	Andre Miller	G	6-2	200	Utah/USA	13
25	Timofey Mozgov	C	7-1	250	Khimki Moscow/Russia	2
	Anthony Randolph	F	6-11	225	LSU/USA	4
10	Julyan Stone	G	6-6	200	UTEP/USA	1

Head Coach: George Karl (North Carolina)
Assistant Coaches: Melvin Hunt (Baylor), Chad Iske (Kansas)
 John Welch (UNLV), Ryan Bowen (Iowa),
 Patrick Mutombo (Metropolitan State College of Denver),
 Vance Walberg (Cal-State Bakersfield)
Asst. Coach/Strength & Conditioning: Steve Hess (Ithaca)
Athletic Trainer: Jim Gillen (Ft. Hays State)
Asst. Athletic Trainer/Strength & Conditioning: Dan Shimensky (Central Washington)
Asst. Strength & Conditioning Coach: Felipe Eichenberger (NW Oklahoma State)

NUGGETS 2012-13 TEAM HIGHS & LOWS

	HIGH	LOW	HIGH	LOW
Points	132 vs. HOU, 4/6	72 @ MEM, 12/29	Free-Throw Percentage	.889 (24-27) vs. POR, 4/14
Field Goals Made	54 vs. HOU, 4/6*	29 @ MEM, 12/29	Total Rebounds	65 (2) @ BOS, 2/10 (30T)
Field Goals Attempted	113 (2) @ BOS, 2/10 (30T)*	68 @ MEM, 12/29	Offensive Rebounds	23 (2) vs. TOR, 12/3*
Field Goal Percentage	.581 (50-86) vs. CHI, 2/7	.375 (33-88) @ PHI, 10/31	Defensive Rebounds	50 @ BOS, 2/10 (30T)
Three-Pointers Made	13 vs. SAC, 1/26	0 @ POR, 12/20*	Assists	40 vs. HOU, 4/6
Three-Pointers Attempted	31 vs. SAC, 1/26	10 vs. MEM, 12/14	Steals	16 @ POR, 2/27
Three-Point Percentage	.706 (12-17) @ BKN, 2/13	.000 (0-22) POR, 12/20*	Turnovers	23 vs. OKC, 1/20 (OT)
Free-Throws Made	32 @ MIL, 4/15	5 @ PHI, 10/31	Blocked Shots	12 (4) vs. MIL, 2/5
Free-Throws Attempted	46 @ MIL, 4/15	11 @ PHI, 10/31	Personal Fouls	33 vs. OKC, 1/20 (OT)
				455 (5-11) @ PHI, 10/31
				32 vs. NOH, 2/1
				5 @ NYK, 12/9
				23 vs. PHI, 3/21
				13 @ MIA, 11/3
				2 @ PHX, 11/12
				7 vs. BOS, 2/19
				1 @ LAL, 11/30
				7 vs. ORL, 1/9

OPPONENTS 2012-13 TEAM HIGHS & LOWS

	HIGH	LOW	HIGH	LOW
Points	126 @ SAS, 11/17	78 by LAC, 1/1	Free-Throw Percentage	.913 (21-23) @ TOR, 2/12
Field Goals Made	48 vs. MIL, 2/5	30 (3) by MEM, 3/15	Total Rebounds	54 @ GSW, 11/10 (20T)
Field Goals Attempted	108 @ BOS, 2/10 (30T)	72 by NOH, 2/1	Offensive Rebounds	24 vs. BKN, 3/29
Field Goal Percentage	.540 (47-87) @ LAL, 11/30	.353 (2) (30-85) by MEM, 3/15	Defensive Rebounds	43 @ BOS, 2/10 (30T)
Three-Pointers Made	17 @ LAL, 11/30	2 (2) by CHA, 2/23	Assists	34 @ BOS, 2/10 (30T)
Three-Pointers Attempted	36 @ POR, 12/20	11 by CHA, 2/23	Steals	15 @ HOU, 11/7
Three-Point Percentage	.593 (2) (16-27) @ BKN, 2/13	.143 (2-14) by MIN, 12/12	Turnovers	23 (3) vs. POR, 4/14
Free-Throws Made	40 vs. OKC, 1/20 (OT)	4 by MEM, 12/29	Blocked Shots	14 by CHA, 12/22
Free-Throws Attempted	48 vs. OKC, 1/20 (OT)	7 by MEM, 12/29	Personal Fouls	30 (2) by TOR, 12/3
				529 (9-17) vs. SAC, 3/23
				29 by MIA, 11/15
				5 by MIA, 11/15
				18 by CHI, 2/7
				12 by CLE, 1/11
				2 (2) by MIN, 1/3
				6 by PHX, 11/12
				1 by SAC, 12/16
				14 (2) by MIA, 11/15

* Denotes NBA High/Low





2012-13 GAME-BY-GAME RESULTS (57-25)

NO.	DATE	OPPONENT	W-L	SCORE	HOME	ROAD	TOTAL	DEN. HIGH SCORER	OPP. HIGH SCORER	ATTEND.
1	10/31	@Philadelphia	L	75-84	0-0	0-1	0-1	Lawson-16	Hawes-16	19,101
2	11/2	@Orlando	L	89-102	0-0	0-2	0-2	Gallinari-23	Davis-29	18,846
3	11/3	@Miami	L	116-119	0-0	0-3	0-3	Iguodala-22, Faried-22	Bosh-40	20,104
4	11/6	DETROIT	W	109-97	1-0	0-3	1-3	Iguodala-17	Monroe-27	19,155
5	11/7	@Houston	W	93-87	1-0	1-3	2-3	Lawson-21	Delfino-19	13,372
6	11/9	UTAH	W	104-84	2-0	1-3	3-3	Brewer-20	Hayward-15	15,523
7	11/10	@Golden State	W	107-101(2OT)	2-0	2-3	4-3	Gallinari-21	Thompson-23	19,596
8	11/12	@Phoenix	L	100-110	2-0	2-4	4-4	Iguodala-17	Dragic-21	14,060
9	11/15	MIAMI	L	93-98	2-1	2-4	4-5	A. Miller-19	James-27	19,155
10	11/17	@San Antonio	L	100-126	2-1	2-5	4-6	Gallinari-15	Ginobili-20	18,581
11	11/19	@Memphis	W	97-92	2-1	3-5	5-6	Gallinari-26	Gay-22	15,111
12	11/21	@Minnesota	W	101-94	2-1	4-5	6-6	Gallinari-19	Love-34	16,879
13	11/23	GOLDEN STATE	W	102-91	3-1	4-5	7-6	Iguodala-29	Lee-21	18,523
14	11/25	NEW ORLEANS	W	102-84	4-1	4-5	8-6	Iguodala-23	Roberts-17	15,402
15	11/26	@Utah	L	103-105	4-1	4-6	8-7	Faried-21	Jefferson-28	18,776
16	11/29	@Golden State	L	105-106	4-1	4-7	8-8	Iguodala-22	Lee-31	17,627
17	11/30	@L.A. Lakers	L	103-122	4-1	4-8	8-9	Gallinari-19	Jamison-33	18,997
18	12/3	TORONTO	W	113-110	5-1	4-8	9-9	Brewer-19	Lowry-24	15,221
19	12/5	@Atlanta	L	104-108	5-1	4-9	9-10	Lawson-32	Horford-25	14,101
20	12/7	@Indiana	W	92-89	5-1	5-9	10-10	McGee-20, Brewer-20	George-22	15,289
21	12/9	@New York	L	106-112	5-1	5-10	10-11	Lawson-23	Anthony-34	19,033
22	12/11	@Detroit	W	101-94	5-1	6-10	11-11	Lawson-26	Knight-20	10,265
23	12/12	@Minnesota	L	105-108	5-1	6-11	11-12	Faried-26	Pekovic-22	16,444
24	12/14	MEMPHIS	W	99-94	6-1	6-11	12-12	Iguodala-20	Gay-21	16,367
25	12/16	@Sacramento	W	122-97	6-1	7-11	13-12	McGee-19	Thomas-20	13,327
26	12/18	SAN ANTONIO	W	112-106	7-1	7-11	14-12	Gallinari-28	Duncan-31	17,092
27	12/20	@Portland	L	93-101	7-1	7-12	14-13	Lawson-13, Iguodala-13	Batum-22	19,982
28	12/22	CHARLOTTE	W	110-88	8-1	7-12	15-13	Koufos-16	Sessions-23	17,555
29	12/25	@L.A. Clipper	L	100-112	8-1	7-13	15-14	Hamilton-16, Koufos-16	Crawford-22	19,346
30	12/26	L.A. LAKERS	W	126-114	9-1	7-13	16-14	Brewer-27	Bryant-40	19,155
31	12/28	@Dallas	W	106-85	9-1	8-13	17-14	Gallinari-39	Mayo-15	20,439
32	12/29	@Memphis	L	72-81	9-1	8-14	17-15	Iguodala-12, McGee-12	Gay-19	17,707
33	1/1	L.A. CLIPPERS	W	92-78	10-1	8-14	18-15	Brewer-12	Bledsoe-12, Griffin-12	19,155
34	1/3	MINNESOTA	L	97-101	10-2	8-14	18-16	Gallinari-17	Barea-17, Shved-17	16,921
35	1/5	UTAH	W	110-91	11-2	8-14	19-16	Lawson-16, Koufos-16	Millsap-15	19,155
36	1/6	@L.A. Lakers	W	112-105	11-2	9-14	20-16	Gallinari-26	Bryant-29	18,997
37	1/9	ORLANDO	W	108-105	12-2	9-14	21-16	Lawson-21	Nelson-20	15,084
38	1/11	CLEVELAND	W	98-91	13-2	9-14	22-16	Lawson-19, Faried-19	Irving-28	16,445
39	1/13	GOLDEN STATE	W	116-105	14-2	9-14	23-16	Gallinari-23	Curry-29	15,861
40	1/15	PORTLAND	W	115-111(OT)	15-2	9-14	24-16	Gallinari-25	Aldridge-30	15,521
41	1/16	@Oklahoma City	L	97-117	15-2	9-15	24-17	Koufos-16	Westbrook-32	18,203
42	1/18	WASHINGTON	L	108-112	15-3	9-15	24-18	Lawson-29	Beal-23	16,523
43	1/20	OKLAHOMA CITY	W	121-118(OT)	16-3	9-15	25-18	Brewer-26	Durant-37	19,155
44	1/23	@Houston	W	105-95	16-3	10-15	26-18	Lawson-21	Harden-23	16,867
45	1/26	SACRAMENTO	W	121-93	17-3	10-15	27-18	Lawson-26	Brooks-16	17,651
46	1/28	INDIANA	W	102-101	18-3	10-15	28-18	Gallinari-27	George-23	16,032
47	1/30	HOUSTON	W	118-110	19-3	10-15	29-18	Gallinari-27	Lin-22	17,399
48	2/1	NEW ORLEANS	W	113-98	20-3	10-15	30-18	Iguodala-24	Anderson-21	17,221
49	2/5	MILWAUKEE	W	112-104	21-3	10-15	31-18	Gallinari-22, Lawson-22	Dalembert-35	15,272
50	2/7	CHICAGO	W	128-96	22-3	10-15	32-18	Chandler-24	Cook-19	19,325
51	2/9	@Cleveland	W	111-103	22-3	11-15	33-18	Gallinari-19	Irving-26	20,562
52	2/10	@Boston	L	114-118(3OT)	22-3	11-16	33-19	Lawson-29	Pierce-27	18,624
53	2/12	@Toronto	L	108-109	22-3	11-17	33-20	Lawson-29	DeRozan-22	16,738
54	2/13	@Brooklyn	L	108-119	22-3	11-18	33-21	Lawson-26	J. Johnson-26	17,251
55	2/19	BOSTON	W	97-90	23-3	11-18	34-21	Gallinari-26, Lawson-26	Green-20	19,155
56	2/22	@Washington	L	113-119	23-3	11-19	34-22	Lawson-27	Okafor-17, Beal-17	16,527
57	2/23	@Charlotte	W	113-99	23-3	12-19	35-22	Lawson-20	Walker-24	18,481
58	2/25	L.A. LAKERS	W	119-108	24-3	12-19	36-22	Chandler-23	Bryant-29	19,115
59	2/27	@Portland	W	111-109	24-3	13-19	37-22	Lawson-30	Lillard-26	20,077
60	3/1	OKLAHOMA CITY	W	105-103	25-3	13-19	38-22	Chandler-35	Westbrook-38	19,521
61	3/4	ATLANTA	W	104-88	26-3	13-19	39-2	Brewer-22	Horford-18	17,554
62	3/5	@Sacramento	W	120-113	26-3	14-19	40-22	Lawson-24	Thornton-32	11,923
63	3/7	L.A. CLIPPERS	W	107-92	27-3	14-19	41-22	Lawson-21	Barnes-19	18,857
64	3/9	MINNESOTA	W	111-88	28-3	14-19	42-22	Lawson-32	Gelabale-19	18,823
65	3/11	@Phoenix	W	108-93	28-3	15-19	43-22	Koufos-22	Johnson-18	15,597
66	3/13	NEW YORK	W	117-94	29-3	15-19	44-22	Chandler-24	Shumpert-20	19,155
67	3/15	MEMPHIS	W	87-80	30-3	15-19	45-22	Koufos-18	Randolph-18	19,408
68	3/18	@Chicago	W	119-118(OT)	30-3	16-19	46-22	Chandler-35	Robinson-34	22,138
69	3/19	@Oklahoma City	W	114-104	30-3	17-19	47-22	Lawson-25	Durant-34	18,203
70	3/21	PHILADELPHIA	W	101-100	31-3	17-19	48-22	Brewer-29	Wilkins-24	19,155
71	3/23	SACRAMENTO	W	101-95	32-3	17-19	49-22	Gallinari-19	Cousins-24	19,155
72	3/25	@New Orleans	L	86-110	32-3	17-20	49-23	Gallinari-24	Anderson-23	11,185
73	3/27	@San Antonio	L	99-100	32-3	17-21	49-24	McGee-21	Duncan-23	18,581
74	3/29	BROOKLYN	W	109-87	33-3	17-21	50-24	Fournier-19	D. Williams-19	19,155
75	4/3	@Utah	W	113-96	33-3	18-21	51-24	Gallinari-21	Hayward-18	19,654
76	4/4	DALLAS	W	95-94	34-3	18-21	52-24	Brewer-23	B. Wright-16	19,155
77	4/6	HOUSTON	W	132-114	35-3	18-21	53-24	Brewer-22	Lin-23	19,155
78	4/10	SAN ANTONIO	W	96-86	36-3	18-21	54-24	Chandler-29	Duncan-17, Neal-17	16,651
79	4/12	@Dallas	L	105-108(OT)	36-3	18-22	54-25	Iguodala-18, Chandler-18	Carter-22, Nowitzki-22	20,368
80	4/14	PORTLAND	W	118-109	37-3	18-22	55-25	Brewer-18	Lillard-30	19,155
81	4/15	@Milwaukee	W	112-111	37-3	19-22	56-25	Iguodala-28	Ellis-38	16,517
82	4/17	PHOENIX	W	118-98	38-3	19-22	57-25	Lawson-26	Scola-17	17,539





2013-14 ROSTER

NO.	PLAYER	POS	HT	WT	COLLEGE/COUNTRY	EXP.
00	Darrell Arthur	F	6-9	235	Kansas/USA	4
0	Aaron Brooks	G	6-0	161	Oregon/USA	5
21	Wilson Chandler	F	6-8	225	DePaul/USA	6
35	Kenneth Faried	F	6-8	228	Morehead St./USA	2
94	Evan Fournier	G	6-6	200	Poitiers/France	1
4	Randy Foye	G	6-4	213	Villanova/USA	7
8	Danilo Gallinari	F	6-10	225	Olimpia Milano/Italy	5
7	JJ Hickson	F	6-9	242	North Carolina State/USA	5
3	Ty Lawson	G	5-11	195	North Carolina/USA	4
34	JaVale McGee	C	7-0	252	Nevada-Reno/USA	5
30	Quincy Miller	F	6-9	220	Baylor/USA	1
25	Timofey Mozgov	C	7-1	250	Khimki Moscow/Russia	3
	Anthony Randolph	F	6-11	225	LSU/USA	5
10	Nate Robinson	G	5-9	180	Washington/USA	8
24	Jan Vesely	F	6-11	240	Partizan Belgrade/Czech Republic	2

Head Coach: Brian Shaw (UC Santa Barbara)
Assistant Coaches: Lester Conner (Oregon State), Melvin Hunt (Baylor)
 Patrick Mutombo (Metropolitan State University of Denver)
 Noel Gillespie (Wisconsin Whitewater), Chris Farr (Cal State Hayward)
Asst. Coach/Strength & Conditioning: Steve Hess (Ithaca)
Athletic Trainer: Jim Gillen (Ft. Hays State)
Asst. Athletic Trainer/Strength & Conditioning: Dan Shimensky (Central Washington)
Asst. Strength & Conditioning Coach: Felipe Eichenberger (NW Oklahoma State)

NUGGETS 2013-14 TEAM HIGHS & LOWS

	HIGH	LOW		HIGH	LOW
Points	137 (2) vs. NOP, 4/2	75 @ WAS, 12/9	Free-Throw Percentage	.909 (10-11) vs. MIA, 12/30	.545(3) (12-22) @ CHI, 2/21
Field Goals Made	54 vs. LAL, 3/7	28 @ IND, 2/10	Total Rebounds	64 vs. POR, 2/25	25 @ MEM, 12/28
Field Goals Attempted	1107 @ HOU, 4/6 (OT)	70 @ MEM, 12/28	Offensive Rebounds	27 vs. POR, 2/25	5 (2) vs. IND, 1/25
Field Goal Percentage	.565 (52-99) vs. NOP, 4/2	.315 (28-89) @ IND, 2/10	Defensive Rebounds	42 (3) @ ATL, 3/15	19 @ MEM, 12/28
Three-Pointers Made	15 (3) vs. NOP, 4/2	3 vs. GSW, 12/23	Assists	36 vs. LAL, 3/7	11 @ BOS, 12/6
Three-Pointers Attempted	37 vs. CLE, 1/17	13 vs. GSW, 12/23	Steals	15 vs. WAS, 3/23	3 (2) @ IND, 2/10
Three-Point Percentage	.583 (14-24) vs. LAL, 3/7	.179 (5-28) PHO, 2/18	Turnovers	27 @ NOP, 4/2 (OT)	5 vs. POR, 11/1
Free-Throws Made	31 (2) vs. LAC, 2/3	8 @ WAS, 12/9	Blocked Shots	12 (2) vs. NOP, 4/2	0 (2) @ NYK, 2/7
Free-Throws Attempted	44 vs. LAC, 2/3	13 (3) @ HOU, 4/6 (OT)	Personal Fouls	37 vs. MIN, 3/3	16 (3) @ ORL, 3/9/12

OPPONENTS 2013-14 TEAM HIGHS & LOWS

	HIGH	LOW		HIGH	LOW
Points	133 by SAS, 3/28	74 @ WAS, 12/9	Free-Throw Percentage	1.000 (2) (13-13) @ ORL, 3/12	.556(2) (10-18) vs. GS, 12/23
Field Goals Made	55 by SAS, 3/28	28 by POR, 2/25	Total Rebounds	58 (2) @ CLE, 12/4	31 by MIA, 12/30
Field Goals Attempted	103 by POR, 11/1	67 by MIA, 12/30	Offensive Rebounds	22 by CHI, 11/21	5 by MIA, 12/30
Field Goal Percentage	.575 (46-80) @ IND, 2/10	.353(30-85) by OKC, 1/9	Defensive Rebounds	46 by CHA, 1/29	23 by NOP, 12/15
Three-Pointers Made	15 by HOU, 4/9	2 (4) by UTA, 4/12	Assists	37 by SAS, 3/28	11 (2) by OKC, 1/9
Three-Pointers Attempted	40 by HOU, 4/9	9 by MEM, 3/31	Steals	16 @ NYK, 2/7	3 by POR, 11/1
Three-Point Percentage	.636 (14-22) by POR, 11/1	.125 (2-16) @ BKN, 12/3	Turnovers	24 (3) by WAS, 3/23	7 by POR, 11/1
Free-Throws Made	52 by MIN, 3/3	5 @ WAS, 12/9	Blocked Shots	13 (2) @ NOP, 3/9 (OT)	0 by MIN, 3/3
Free-Throws Attempted	64 by MIN, 3/3	9 (2) by DAL, 3/5	Personal Fouls	33 @ OKC, 3/24	10 @ CLE, 12/4

* Denotes NBA High/Low





2013-14 GAME-BY-GAME RESULTS (36-46)

NO.	DATE	OPPONENT	W-L	SCORE	HOME	ROAD	TOTAL	DEN. HIGH SCORER	OPP. HIGH SCORER	ATTEND.
1	Oct 30	@Sacramento	L	88-90	0-0	0-1	0-1	Lawson-20	Cousins-30	17,317
2	Nov 1	PORTLAND	L	98-113	0-1	0-1	0-2	Robinson-24	Aldridge-25	19,155
3	Nov 5	SAN ANTONIO	L	94-102	0-2	0-1	0-3	Lawson-20	Parker-24	15,721
4	Nov 7	ATLANTA	W	109-107	1-2	0-1	1-3	Lawson-23	Millsap-29	15,404
5	Nov 8	@Phoenix	L	103-114	1-2	0-2	1-4	Lawson-29	Mark Morris-28	15,145
6	Nov 11	@Utah	W	100-81	1-2	1-2	2-4	Lawson-17	Hayward-22	16,866
7	Nov 13	L.A. LAKERS	W	111-99	2-2	1-2	3-4	Mozgov-23	Gasol-25	17,824
8	Nov 15	MINNESOTA	W	117-113	3-2	1-2	4-4	Chandler-19	Love-28	17,142
9	Nov 16	@Houston	L	111-122	3-2	1-3	4-5	Lawson-28	Howard-25	18,147
10	Nov 18	@Oklahoma City	L	113-115	3-2	1-4	4-6	Lawson-29	Durant-38	18,203
11	Nov 21	CHICAGO	W	97-87	4-2	1-4	5-6	Hamilton-17	Rose-19	18,423
12	Nov 23	DALLAS	W	102-100	5-2	1-4	6-6	Lawson-20	Nowitzki-27	17,841
13	Nov 25	@Dallas	W	110-96	5-2	2-4	7-6	Hickson-22	Ellis-22	19,677
14	Nov 27	@Minnesota	W	117-110	5-2	3-4	8-6	Lawson-23	Martin-29	14,244
15	Nov 29	NEW YORK	W	97-95	6-2	3-4	9-6	Lawson-22	Anthony-27	19,155
16	Dec 1	@Toronto	W	112-98	6-2	4-4	10-6	Robinson-23	Gay-23	16,290
17	Dec 3	@Brooklyn	W	111-87	6-2	5-4	11-6	Mozgov-17	Johnson-22	17,732
18	Dec 4	@Cleveland	L	88-98	6-2	5-5	11-7	Foye-16	Irving-23	14,642
19	Dec 6	@Boston	L	98-106	6-2	5-6	11-8	Lawson-20	Crawford-22	17,263
20	Dec 7	@Philadelphia	W	103-92	6-2	6-6	12-8	Robinson-20	Wroten-20	13,113
21	Dec 9	@Washington	W	75-74	6-2	7-6	13-8	Chandler-17	Wall-20	13,293
22	Dec 13	UTAH	L	93-103	6-3	7-6	13-9	Hamilton-17, Chandler-17	Hayward-30	15,616
23	Dec 15	NEW ORLEANS	W	102-93	7-3	7-6	14-9	Hickson-19, Chandler-19	Anderson-26	15,111
24	Dec 17	OKLAHOMA CITY	L	93-105	7-4	7-6	14-10	Hickson-20	Durant-30	17,035
25	Dec 20	PHOENIX	L	99-103	7-5	7-6	14-11	Chandler-15	Mark Morris-25	15,974
26	Dec 21	@L.A. Clipper	L	91-112	7-5	7-7	14-12	Chandler-19	Crawford-27	19,129
27	Dec 23	GOLDEN STATE	L	81-89	7-6	7-7	14-13	Lawson-16	Lee-28	18,551
28	Dec 27	@New Orleans	L	89-105	7-6	7-8	14-14	Chandler-22	Evans-19	18,089
29	Dec 28	@Memphis	L	99-120	7-6	7-9	14-15	Lawson-20	Randolph-20	17,017
30	Dec 30	MIAMI	L	94-97	7-7	7-9	14-16	Lawson-26	James-26	19,155
31	Jan 1	PHILADELPHIA	L	102-114	7-8	7-9	14-17	Hickson-19	Turner-23	16,006
32	Jan 3	MEMPHIS	W	111-108	8-8	7-9	15-17	Lawson-18	Randolph-25	17,608
33	Jan 5	@L.A. Lakers	W	137-115	8-8	8-9	16-17	Robinson-21	Gasol-25	18,997
34	Jan 7	BOSTON	W	129-98	9-8	8-9	17-17	Foye-23	Green-17	16,224
35	Jan 9	OKLAHOMA CITY	W	101-88	10-8	8-9	18-17	Foye-24	Durant-30	17,315
36	Jan 11	ORLANDO	W	120-94	11-8	8-9	19-17	Foye-18	Harris-22	17,947
37	Jan 13	@Utah	L	103-118	11-8	8-10	19-18	Lawson-23	Burks-34	17,232
38	Jan 15	@Golden State	W	123-116	11-8	9-10	20-18	Robinson-24	Lee-28	19,596
39	Jan 17	CLEVELAND	L	109-117	11-9	9-10	20-19	Chandler-23	Irving-23	18,486
40	Jan 19	@Phoenix	L	103-117	11-9	9-11	20-20	Randolph-19	Frye-30	16,211
41	Jan 23	@Portland	L	05-110	11-9	9-12	20-21	Chandler-18	Aldridge-44	20,066
42	Jan 25	INDIANA	W	109-96	12-9	9-12	21-21	Chandler-25	Stephenson-23	19,155
43	Jan 26	@Sacramento	W	125-117	12-9	10-12	22-21	Lawson-27	Thomas-22	15,939
44	Jan 29	CHARLOTTE	L	98-101	12-10	10-12	22-22	Foye-33	Jefferson-35	16,151
45	Jan 31	TORONTO	L	90-100	12-11	10-12	22-23	Hickson-18	DeRozan-19	17,131
46	Feb 3	L.A. CLIPPERS	W	116-115	13-11	10-12	23-23	Fournier-18	Griffin-36	16,567
47	Feb 5	MILWAUKEE	W	110-100	14-11	10-12	24-23	Chandler-24	Middleton-25, Sanders-25	15,122
48	Feb 7	@New York	L	90-117	14-11	10-13	24-24	Lawson-24	Anthony-31	19,812
49	Feb 8	@Detroit	L	109-126	14-11	10-14	24-25	Foye-25	Jennings-35	15,870
50	Feb 10	@Indiana	L	80-119	14-11	10-15	24-26	Chandler-17	West-25	16,124
51	Feb 12	@Minnesota	L	90-117	14-11	10-16	24-27	Hamilton-16	Love-32	12,139
52	Feb 18	PHOENIX	L	107-112(OT)	14-12	10-16	24-28	Fournier-25	Green-36	16,461
53	Feb 20	@Milwaukee	W	101-90	14-12	11-16	25-28	Fariied-26	Butler-17	11,186
54	Feb 21	@Chicago	L	89-117	14-12	11-17	25-29	Foye-23	Augustin-22	21,621
55	Feb 23	SACRAMENTO	L	95-109	14-13	11-17	25-30	Foye-27, Fournier-27	Thomas-33	16,263
56	Feb 25	PORTLAND	L	95-100	14-14	11-17	25-31	Foye-17	Lillard-31	16,058
57	Feb 27	BROOKLYN	L	89-112	14-15	11-17	25-32	Foye-15	Pierce-18	14,826
58	Mar 1	@Portland	L	96-102	14-15	11-18	25-33	Fournier-16, Foye-16	Lopez-18	20,068
59	Mar 3	MINNESOTA	L	128-132	14-16	11-18	25-34	Fariied-16	Love-33	15,240
60	Mar 5	DALLAS	W	115-110	15-16	11-18	26-34	Lawson-31	Nowitzki-27	14,541
61	Mar 7	L.A. LAKERS	W	134-126	16-16	11-18	27-34	Chandler-21	Gasol-27	18,248
62	Mar 9	@New Orleans	L	107-111(OT)	16-16	11-19	27-35	Fariied-22	Davis-32	17,115
63	Mar 10	@Charlotte	L	98-105	16-16	11-20	27-36	Lawson-24	Jefferson-26	14,312
64	Mar 12	@Orlando	W	120-112	16-16	12-20	28-36	Fariied-26	Afflalo-24	16,097
65	Mar 14	@Miami	W	111-107	16-16	13-20	29-36	Fariied-24	Allen-22	19,600
66	Mar 15	@Atlanta	L	92-97	16-16	13-21	29-37	Fariied-25	Millsap-24	16,921
67	Mar 17	L.A. CLIPPERS	W	110-100	17-16	13-21	30-37	Hickson-21	Paul-29	16,553
68	Mar 19	DETROIT	W	118-109	18-16	13-21	31-37	Brooks-27	Monroe-22	16,671
69	Mar 21	@Dallas	L	106-122	18-16	13-22	31-38	Hickson-18	Ellis-26	20,188
70	Mar 23	WASHINGTON	W	105-102	19-16	13-22	32-38	Fariied-20	Beal-21	18,324
71	Mar 24	@Oklahoma City	L	96-117	19-16	13-23	32-39	Lawson-25	Durant-29	18,203
72	Mar 26	@San Antonio	L	103-108	19-16	13-24	32-40	Brooks-25	Duncan-27	17,949
73	Mar 28	SAN ANTONIO	L	102-133	19-17	13-24	32-41	Foye-20	Belinelli-27	19,155
74	Mar 31	MEMPHIS	L	92-94	19-18	13-24	32-42	Mozgov-23	Randolph-20	14,570
75	Apr 2	NEW ORLEANS	W	137-107	20-18	13-24	33-42	Fariied-34	Evans-27	14,783
76	Apr 4	@Memphis	L	92-100	20-18	13-25	33-43	Foye-21	Gasol-24	17,011
77	Apr 6	@Houston	L	125-130(OT)	20-18	13-26	33-44	Fournier-26	Harden-32	18,325
78	Apr 9	HOUSTON	W	123-116	21-18	13-26	34-44	Foye-30	Lin-18	15,322
79	Apr 10	@Golden State	W	100-99	21-18	14-26	35-44	Mozgov-23	Curry-24	19,596
80	Apr 12	UTAH	W	101-94	22-18	14-26	36-44	Foye-26	Hayward-23	18,832
81	Apr 15	@L.A. Clipper	L	105-117	22-18	14-27	36-45	Fariied-21	Griffin-24	19,330
82	Apr 16	GOLDEN STATE	L	112-116	22-19	14-27	36-46	Foye-32	Crawford-41	17,232





2014-15 ROSTER

NO.	PLAYER	POS	HT	WT	COLLEGE/COUNTRY	EXP.
00	Darrell Arthur	F	6-9	235	Kansas/USA	5
5	Will Barton	F	6-6	174	Memphis/USA	3
21	Wilson Chandler	F	6-8	225	DePaul/USA	7
20	Ian Clark	G	6-3	173	Belmont/USA	1
35	Kenneth Faried	F	6-8	228	Morehead St./USA	3
4	Randy Foye	G	6-4	213	Villanova/USA	8
22	Jamaal Franklin	G	6-5	190	San Diego State/USA	1
8	Danilo Gallinari	F	6-10	225	Olimpia Milano/Italy	6
11	Erick Green	G	6-4	184	Virginia Tech/USA	R
14	Gary Harris	G	6-4	210	Michigan State/USA	R
7	JJ Hickson	F	6-9	242	North Carolina State/USA	6
77	Joffrey Lauvergne	F	6-11	240	BC Khimki/France	R
3	Ty Lawson	G	5-11	195	North Carolina/USA	5
28	Jameer Nelson	G	6-0	190	Saint Joseph's/USA	10
23	Jusuf Nurkic	C	7-0	290	Cedevita Zagreb/Bosnia & Herzegovina	R

Interim Head Coach: Melvin Hunt (Baylor)
Assistant Coaches: Patrick Mutombo (Metropolitan State University of Denver)
 Noel Gillespie (Wisconsin Whitewater), John Beckett (Eckerd College),
 Corsley Edwards (Central Connecticut State)
Asst. Coach/Strength & Conditioning: Steve Hess (Ithaca)
Athletic Trainer: Dan Shimensky (Central Washington)
Asst. Athletic Trainer/Strength & Conditioning: Jason Miller (Iowa)
Asst. Strength & Conditioning Coach: Felipe Eichenberger (NW Oklahoma State)

NUGGETS 2014-15 TEAM HIGHS & LOWS

	HIGH	LOW		HIGH	LOW
Points	143 vs. DAL, 4/10 (20T)	69 @ MEM, 1/29	Free-Throw Percentage	.917 (11-12) @ UTA, 4/1	.480 (12-25) @ DAL, 1/16
Field Goals Made	53 vs. DAL, 4/10 (20T)	28 vs. UTA, 2/27	Total Rebounds	62 vs. MIN, 12/26	32 @ SAC, 11/5
Field Goals Attempted	125 vs. DAL, 4/10 (20T)	74 vs. ORL, 1/5	Offensive Rebounds	27 vs. DAL, 4/10 (20T)	4 @ LAL, 2/10
Field Goal Percentage	.553 (47-85) @ SAC, 1/9	.330 (31-94) vs. BKN, 2/23	Defensive Rebounds	43 @ LAL, 11/23 (OT)	20 vs. UTA, 2/27
Three-Pointers Made	15 vs. DAL, 4/10 (20T)	2 (3) @ MEM, 1/29	Assists	32 vs. SAC, 4/12	11 @ CHA, 12/22
Three-Pointers Attempted	43 vs. DAL, 4/10 (20T)	13 @ POR, 11/9	Steals	15 vs. SAC, 4/12	1 vs. MIN, 12/26
Three-Point Percentage	.588 (10-17) @ NOP, 1/28	.077 (2-26) @ MEM, 1/29	Turnovers	21 (4) @ GSW, 4/15	6 @ UTA, 4/1
Free-Throws Made	32 vs. PHX, 11/28	5 @ NOP, 1/28	Blocked Shots	10 (2) vs. NOP, 11/21	0 (3) @ LAC, 4/13
Free-Throws Attempted	38 @ LAL, 11/23	7 @ NOP, 1/28	Personal Fouls	37 @ SAC, 11/5	13 vs. UTA, 2/27

OPPONENTS 2014-15 TEAM HIGHS & LOWS

	HIGH	LOW		HIGH	LOW
Points	144 by DAL, 4/10 (20T)	73 by IND, 12/20	Free-Throw Percentage	.926 (25-27) by ATL, 3/11	.500 (11-22) @ IND 11/14
Field Goals Made	57 by DAL, 4/10 (20T)	27 by IND, 12/20	Total Rebounds	65 by PHX, 2/25*	32 (2) by SAC, 4/12
Field Goals Attempted	109 by DAL, 4/10 (20T)	68 by UTA, 2/27	Offensive Rebounds	23 by PHX, 2/25	3 @ SAS, 3/6
Field Goal Percentage	.574 (39-68) by UTA, 2/27	.307 (27-88) by IND, 12/20	Defensive Rebounds	47 by CHA, 1/31	25 by PHX, 11/28
Three-Pointers Made	16 (2) by POR, 11/12	0 by CHA, 1/31	Assists	39 by DAL, 4/10 (20T)	14 (2) @ MEM, 3/16
Three-Pointers Attempted	37 by DAL, 1/14	9 (2) @ MEM, 3/16	Steals	14 (2) by PHI, 3/25	1 by MIA, 12/10
Three-Point Percentage	.560 (14-25) by LAL, 12/30	.000 (0-11) by CHA, 1/31	Turnovers	23 by UTA, 2/27	6 by TOR, 12/28
Free-Throws Made	40 by SAC, 11/3	9 by MEM, 1/3	Blocked Shots	18 @ CHI, 1/1	0 (2) by SAC, 4/12
Free-Throws Attempted	50 @ SAC, 11/5	13 by MEM, 1/3	Personal Fouls	30 @ SAC, 11/5	11 @ MEM, 1/29

* Denotes NBA High/Low





2014-15 GAME-BY-GAME RESULTS (36-46)

NO.	DATE	OPPONENT	W-L	SCORE	HOME	ROAD	TOTAL	DEN. HIGH SCORER	OPP. HIGH SCORER	ATTEND.
1	Oct 29	DETROIT	W	89-79	1-0	0-0	1-0	Faried-22	Smith-25	17,136
2	Nov 1	@Oklahoma City	L	91-102	1-0	0-1	1-1	Lawson-25	Ibaka-23	18,203
3	Nov 3	SACRAMENTO	L	105-110	1-1	0-1	1-2	Afflalo-16	Collison-21	12,516
4	Nov 5	@Sacramento	L	109-131	1-1	0-2	1-3	Foye-19	Cousins-30	14,539
5	Nov 7	CLEVELAND	L	101-110	1-2	0-2	1-4	Foye-28	James-22	19,623
6	Nov 9	@Portland	L	100-116	1-2	0-3	1-5	Faried-19	Aldridge-28	19,055
7	Nov 12	PORTLAND	L	113-130	1-3	0-3	1-6	Lawson-32	Lillard-27	12,611
8	Nov 14	@Indiana	W	108-87	1-3	1-3	2-6	Afflalo-17	Price-14	16,286
9	Nov 16	@New York	L	93-109	1-3	1-4	2-7	Afflalo-18	J.R. Smith-28	19,812
10	Nov 17	@Cleveland	W	106-97	1-3	2-4	3-7	Lawson-24	James-22	20,562
11	Nov 19	OKLAHOMA CITY	W	107-100	2-3	2-4	4-7	Chandler-21	Ibaka-22	14,140
12	Nov 21	NEW ORLEANS	W	117-97	3-3	2-4	5-7	Afflalo-19	Davis-18	15,232
13	Nov 23	@L.A. Lakers	W	101-94(OT)	3-3	3-4	6-7	Chandler-19	Bryant-27	18,997
14	Nov 25	CHICAGO	W	114-109	4-3	3-4	7-7	Lawson-20	Butler-32	17,033
15	Nov 26	@Phoenix	L	112-120	4-3	3-5	7-8	Chandler-19	Green-24	16,099
16	Nov 28	PHOENIX	W	122-97	5-3	3-5	8-8	Afflalo-22	Bledsoe-16	15,509
17	Dec 1	@Utah	W	103-101	5-3	4-5	9-8	Lawson-15	Hayward-25	16,768
18	Dec 2	PORTLAND	L	103-105	5-4	4-5	9-9	Lawson-24	Aldridge-39	12,822
19	Dec 5	@Washington	L	89-119	5-4	4-6	9-10	Chandler-20	Humphries-20	19,451
20	Dec 7	@Atlanta	L	84-96	5-4	4-7	9-11	Chandler-29	Millsap-23	12,143
21	Dec 8	@Toronto	L	107-112(OT)	5-4	4-8	9-12	Afflalo-25	Williams-26	19,800
22	Dec 10	MIAMI	W	102-82	6-4	4-8	10-12	Chandler-17	Bosh-14	13,433
23	Dec 13	@Houston	L	96-108	6-4	4-9	10-13	Arthur-20	Howard-26	18,136
24	Dec 14	SAN ANTONIO	L	91-99	6-5	4-9	10-14	Afflalo-31	Leonard-18	16,544
25	Dec 17	HOUSTON	L	111-115(OT)	6-6	4-9	10-15	Chandler-23	Harden-41	12,107
26	Dec 19	L.A. CLIPPERS	W	109-106	7-6	4-9	11-15	N. Robinson-20	Griffin-32	15,030
27	Dec 20	INDIANA	W	76-73	8-6	4-9	12-15	Gallinari-19	West-19	14,125
28	Dec 22	@Charlotte	L	82-110	8-6	4-10	12-16	Lawson-18	Jefferson-22	16,913
29	Dec 23	@Brooklyn	L	96-102	8-6	4-11	12-17	Lawson-29	Johnson-27	17,080
30	Dec 26	MINNESOTA	W	106-102	9-6	4-11	13-17	Faried-26	Young-23	14,516
31	Dec 28	TORONTO	L	102-116	9-7	4-11	13-18	Lawson-28	Williams-31	14,216
32	Dec 30	L.A. LAKERS	L	103-111	9-8	4-11	13-19	Lawson-16	Bryant-23	17,248
33	Jan 1	@Chicago	L	101-106	9-8	4-12	13-20	Chandler-22	Butler-26	21,794
34	Jan 3	MEMPHIS	W	114-85	10-8	4-12	14-20	Lawson-25	Gasol-18	16,350
35	Jan 5	@Minnesota	W	110-101	10-8	5-12	15-20	Afflalo-34	Dieng-22	10,386
36	Jan 7	ORLANDO	W	93-90	11-8	5-12	16-20	Lawson-23	Yucevic-20	13,513
37	Jan 9	@Sacramento	W	118-108	11-8	6-12	17-20	Lawson-22	Cousins-32	16,029
38	Jan 14	DALLAS	W	114-107	12-8	6-12	18-20	Lawson-29	Barea-17	14,022
39	Jan 16	@Dallas	L	89-97	12-8	6-13	18-21	Afflalo-16	Nowitzki-25	20,337
40	Jan 17	MINNESOTA	L	105-113	12-9	6-13	18-22	Lawson-22	Wiggins-31	14,821
41	Jan 19	@Golden State	L	79-122	12-9	6-14	18-23	Lawson-19	Thompson-22	19,596
42	Jan 20	SAN ANTONIO	L	99-109	12-10	6-14	18-24	Faried-26	Parker-18	14,434
43	Jan 23	BOSTON	L	99-100	12-11	6-14	18-25	Nelson-23	Bradley-18	16,133
44	Jan 25	WASHINGTON	L	115-117(OT)	12-12	6-14	18-26	Lawson-31	Humphries-21	15,410
45	Jan 26	@L.A. Clipper	L	98-102	12-12	6-15	18-27	Lawson-19	Crawford-23	19,060
46	Jan 28	@New Orleans	W	93-85	12-12	7-15	19-27	Afflalo-20	Evans-25	16,055
47	Jan 29	@Memphis	L	69-99	12-12	7-16	19-28	Chandler-10	Randolph-15	16,736
48	Jan 31	CHARLOTTE	L	86-104	12-13	7-16	19-29	Gallinari-15	Zeller-21	13,302
49	Feb 3	@Philadelphia	L	98-105	12-13	7-17	19-30	Gallinari-22	Thompson-23	10,290
50	Feb 4	@Boston	L	100-104	12-13	7-18	19-31	Lawson-23	Thornton-17	15,126
51	Feb 6	@Detroit	L	88-98	12-13	7-19	19-32	Lawson-20	Augustin-22	17,035
52	Feb 9	OKLAHOMA CITY	L	114-124	12-14	7-19	19-33	Chandler-23	Durant-40	16,511
53	Feb 10	@L.A. Lakers	W	106-96	12-14	8-19	20-33	Lawson-32	Boozer-21	18,466
54	Feb 20	@Milwaukee	L	81-89	12-14	8-20	20-34	Chandler-19	Middleton-15	16,110
55	Feb 22	@Oklahoma City	L	94-119	12-14	8-21	20-35	Lawson-17	Westbrook-21	18,203
56	Feb 23	BROOKLYN	L	82-110	12-15	8-21	20-36	Gallinari-22	Lopez-19	13,127
57	Feb 25	PHOENIX	L	96-110	12-16	8-21	20-37	Barton-22	Knight-19	12,813
58	Feb 27	UTAH	L	82-104	12-17	8-21	20-38	Barton-22	Favors-21	15,002
59	Mar 1	NEW ORLEANS	L	92-99	12-18	8-21	20-39	Gallinari-21	Evans-22	13,109
60	Mar 3	MILWAUKEE	W	106-95	13-18	8-21	21-39	Gallinari-26	Ilyasova-21	12,234
61	Mar 4	Minnesota	W	100-85	13-18	9-21	22-39	Faried-18	Wiggins-20	13,848
62	Mar 6	@San Antonio	L	111-120	13-18	9-22	22-40	Lawson-23	Leonard-28	18,581
63	Mar 7	HOUSTON	L	100-114	13-19	9-22	22-41	Chandler-26	Harden-25	15,231
64	Mar 9	NEW YORK	W	106-78	14-19	9-22	23-41	Faried-19	Shved-19	14,153
65	Mar 11	ATLANTA	W	115-102	15-19	9-22	24-41	Gallinari-23	Korver-18	13,217
66	Mar 13	GOLDEN STATE	W	114-103	16-19	9-22	25-41	Gallinari-24	Holiday-23	19,155
67	Mar 15	@New Orleans	W	118-111(2OT)	16-19	10-22	26-41	Barton-25	Davis-36	17,248
68	Mar 16	@Memphis	L	81-92	16-19	10-23	26-42	Nelson-24	Randolph-21	16,614
69	Mar 19	@Houston	L	108-118	16-19	10-24	26-43	Foye-23	Harden-50	18,456
70	Mar 20	@Miami	L	91-108	16-19	10-25	26-44	Faried-20	Wade-22	19,710
71	Mar 22	@Orlando	W	119-100	16-19	11-25	27-44	Gallinari-40	Oladipo-21	15,788
72	Mar 25	PHILADELPHIA	L	85-99	16-20	11-25	27-45	Lawson-19	Covington-25	14,068
73	Mar 27	UTAH	W	107-91	17-20	11-25	28-45	Lawson-18	Hayward-24	15,312
74	Mar 28	@Portland	L	114-120	17-20	11-26	28-46	Nelson-22	Aldridge-32	19,769
75	Apr 1	@Utah	L	84-98	17-20	11-27	28-47	Faried-19	Gobert-20	18,275
76	Apr 3	@San Antonio	L	93-123	17-20	11-28	28-48	Gallinari-20	D. Green-21	18,581
77	Apr 4	L.A. CLIPPERS	L	92-107	17-21	11-28	28-49	Chandler-17	Redick-25	15,566
78	Apr 8	L.A. LAKERS	W	119-101	18-21	11-28	29-49	Faried-29	Clarkson-21	13,338
79	Apr 10	DALLAS	L	143-144(2OT)	18-22	11-28	29-50	Gallinari-47	Nowitzki-25	14,041
80	Apr 12	SACRAMENTO	W	122-111	19-22	11-28	30-50	Faried-30	Casspi-22	14,004
81	Apr 13	@L.A. Clipper	L	103-110	19-22	11-29	30-51	Chandler-32	Griffin-22	19,060
82	Apr 15	@Golden State	L	126-133	19-22	11-30	30-52	Gallinari-18	Thompson-25	19,596





2015-16 ROSTER

NO.	PLAYER	POS	HT	WT	COLLEGE/COUNTRY	EXP.
00	Darrell Arthur	F	6-9	235	Kansas/USA	6
12	D.J. Augustin	G	6-0	183	Texas/USA	7
5	Will Barton	G	6-6	175	Memphis/USA	3
21	Wilson Chandler	F	6-8	225	DePaul/USA	8
35	Kenneth Faried	F	6-8	228	Morehead St./USA	4
8	Danilo Gallinari	F	6-10	225	Olimpia Milano/Italy	6
14	Gary Harris	G	6-4	210	Michigan State/USA	1
15	Nikola Jokic	C	6-10	250	KK Mega Vizura/Serbia	R
77	Joffrey Lauvergne	F	6-11	220	BC Khimki/France	1
3	Mike Miller	G	6-8	218	Florida/USA	15
0	Emmanuel Mudiay	G	6-5	200	Guangdong Southern/DR Congo	R
1	Jameer Nelson	G	6-0	190	Saint Joseph's/USA	11
23	Jusuf Nurkic	C	7-0	280	Cedevita Zagreb/Bosnia Herzegovina	1
9	JaKarr Sampson	F	6-9	214	St. Johns/USA	1
6	Axel Toupane	F	6-7	210	Strasbourg/France	R

Head Coach: Michael Malone (Loyola-MD)
Assistant Coaches: Ed Pinckney (Villanova), Wes Unseld Jr. (Johns Hopkins),
 Chris Fleming (Richmond), Micah Nori (Indiana), Ryan Bowen (Iowa)
Assistant Coach/Dir. Of Player Development: Dee Brown (Jacksonville)
Assistant Coach/Advance Scout: Noel Gillespie (Wisconsin-Whitewater)
Player Development Assistant: John Beckett (Eckerd College)
Video Coordinator: Daisuke Yoshimoto
Assistant Video Coordinator: Ognjen Stojakovic
Video Intern: Tommy Massimino
Assistant Coach/Strength & Conditioning: Steve Hess (Ithaca)
Head Athletic Trainer: Dan Shimensky (Utah)
Assistant Athletic Trainer/Assistant Strength & Conditioning Coach: Jason Miller (Iowa)
Assistant Strength & Conditioning Coach: Felipe Eichenberger (N.W. Oklahoma State University)
Physical Therapist: Steve Short (Dayton)

PRONUNCIATION GUIDE:	
Darrell Arthur (Duh-REL)	Jusuf Nurkic (you-SOOF nur-KITCH)
Joffrey Lauvergne (Joff-ree LA-vern)	Danilo Gallinari (Da-KNEE-lo Gal-in-ARE-ee)
Kenneth Faried (fa-REED)	Axel Toupane (tu-PON)
	Nikola Jokic (KNEE-coe-lah yo-kitch)

NUGGETS 2015-16 TEAM HIGHS & LOWS

	HIGH	LOW		HIGH	LOW
Points	129 vs. IND, 1/17	74 (2) vs. ORL, 12/8	Free-Throw Percentage	1.000 @ TOR, 12/3	.550 vs. ORL, 12/8
Field Goals Made	49 @ MIA, 3/14	26 @ UTA, 2/3	Total Rebounds	58 vs. DAL, 3/6*	32 vs. DET, 1/23
Field Goals Attempted	107 vs. DAL, 3/6*	70 (2) vs. DAL, 3/28	Offensive Rebounds	24 @ GSW, 1/2 (OT)	3 vs. DET, 1/23
Field Goal Percentage	.562 @ MIN, 12/15	.305 vs. MIN, 10/30	Defensive Rebounds	43 @ LAC, 2/24	24 @ LAL, 3/27
Three-Pointers Made	17 vs. NOP, 12/20	4 (2) @ UTA, 2/3	Assists	31 @ LAL, 3/25	11 @ UTA, 2/3
Three-Pointers Attempted	35 (3) @ PHX, 12/23	15 (3) @ CHI, 12/2	Steals	15 vs. DET, 1/23	2 (2) vs. LAL, 12/22
Three-Point Percentage	.556 @ MIN, 12/15	.167 @ GSW, 1/2*	Turnovers	24 (2) vs. BOS, 2/21	6 (3) vs. NYK, 3/8
Free-Throws Made	33 (2) vs. ATL, 1/25	5 @ SAS, 12/26	Blocked Shots	11 vs. PHX, 3/10	0 (2) @ GSW, 1/2 (OT)
Free-Throws Attempted	48 vs. POR, 1/3	6 @ SAS, 12/26	Personal Fouls	32 vs. LAC, 11/24	12 vs. MIL, 11/11

OPPONENTS 2015-16 TEAM HIGHS & LOWS

	HIGH	LOW		HIGH	LOW
Points	130 by NOP, 12/20	74 @ MIN, 1/6	Free-Throw Percentage	.941 @ SAS, 12/26	.556 @ GSW, 11/6
Field Goals Made	48 (2) by IND, 1/17	28 @ MIN, 1/6	Total Rebounds	62 @ CHI, 12/22	26 by HOU, 12/14
Field Goals Attempted	100 @ IND, 1/30*	71 by MIN, 10/30	Offensive Rebounds	16 (2) by PHX, 3/10	4 (2) by MEM, 2/29
Field Goal Percentage	.595 @ MIA, 3/14	.345 @ HOU, 10/28	Defensive Rebounds	47 (2) @ CHI, 12/2	21 (2) @ MIN, 12/15
Three-Pointers Made	18 by HOU, 12/14	1 by ORL, 12/8	Assists	40 @ GSW, 11/6	13 by TOR, 2/1
Three-Pointers Attempted	46 @ LAC, 2/24	11 (3) by MIA, 1/15	Steals	15 by GSW, 11/22	1 by NYK, 3/8
Three-Point Percentage	.700 @ SAS, 12/26	.063 by ORL, 12/8	Turnovers	21 by GSW, 11/22	5 @ TOR, 12/3
Free-Throws Made	33 by MIN, 10/30	6 @ DET, 2/10	Blocked Shots	15 @ SAS, 12/26	1 (3) @ UTA, 12/8
Free-Throws Attempted	47 by LAC, 11/24	7 @ DET, 2/10	Personal Fouls	31 by CHI, 2/5	10 @ SAS, 12/26





2015-16 GAME-BY-GAME RESULTS (33-49)

NO.	DATE	OPPONENT	W-L	SCORE	HOME	ROAD	TOTAL	HIGH SCORING	HIGH REBOUNDS	HIGH ASSISTS	OPP. SCORING	ATTEND.
1	Oct 28	@Houston	W	105-85	0-0	1-0	1-0	Gallinari-23	Faried-9	Mudiay-9	Harden-22	18,240
2	Oct 30	MINNESOTA	L	78-95	0-1	1-0	1-1	Mudiay-15	Faried-15	Nelson-4	Towns-28	17,660
3	Nov 1	@Oklahoma City	L	93-117	0-1	1-1	1-2	Barton/Gallinari-15	Lauvergne-7	Nelson-7	Durant-25	18,203
4	Nov 3	@L.A. Lakers	W	120-109	0-1	2-1	2-2	Faried-28	Faried-15	Mudiay-10	Clarkson-30	18,997
5	Nov 5	UTAH	L	84-96	0-2	2-1	2-3	Gallinari-18	Faried-10	Nelson-4	Hayward-20	9,906
6	Nov 6	@Golden State	L	104-119	0-2	2-2	2-4	Gallinari-25	Faried-11	Barton/Mudiay-5	Curry-34	19,596
7	Nov 9	PORTLAND	W	108-104	1-2	2-2	3-4	Hickson-19	Mudiay-5	Mudiay-5	Lillard-30	9,153
8	Nov 11	MILWAUKEE	W	103-102	2-2	2-2	4-4	Gallinari-25	Faried-9	Mudiay-11	Bayless-22	9,403
9	Nov 13	HOUSTON	W	107-98	3-2	2-2	5-4	Gallinari-27	Faried-11	Mudiay-11	Harden-28	16,113
10	Nov 14	@Phoenix	L	81-105	3-2	2-3	5-5	Barton-19	Barton-12	Barton-4	Bledsoe-30	16,722
11	Nov 17	@New Orleans	W	115-98	3-2	3-3	6-5	Gallinari-32	Gallinari-8	Mudiay/Gallinari-8	Anderson-24	17,269
12	Nov 18	@San Antonio	L	98-109	3-2	3-4	6-6	Jokic-23	Jokic-12	Mudiay-7	Parker-25	18,418
13	Nov 20	PHOENIX	L	107-114	3-3	3-4	6-7	Mudiay-26	Gallinari-10	Nelson-7	Knight-38	12,264
14	Nov 22	GOLDEN STATE	W	105-118	3-4	3-4	6-8	Arthur-21	Jokic-11	Mudiay-8	K. Thompson-21	17,689
15	Nov 24	L.A. CLIPPERS	L	94-111	3-5	3-4	6-9	Gallinari-20	Gallinari-18	Mudiay-4	Griffin/Jordan-18	13,257
16	Nov 27	SAN ANTONIO	L	80-91	3-6	3-4	6-10	Gallinari-16	Gallinari-10	Foye/Harris/Mudiay-3	Leonard-25	17,121
17	Nov 28	@Dallas	L	81-92	3-6	3-5	6-11	Arthur-16	Gallinari-9	Mudiay-4	Williams-22	20,339
18	Nov 30	@Milwaukee	L	74-92	3-6	3-6	6-12	Gallinari-13	Faried/Foye-7	Nelson/Mudiay-4	Monroe-18	10,187
19	Dec 2	@Chicago	L	90-99	3-6	3-7	6-13	Barton-16	Faried-9	Mudiay-7	Gasol-26	21,349
20	Dec 3	@Toronto	W	106-105	3-6	4-7	7-13	Barton-22	Lauvergne-10	Mudiay-9	DeRozan-34	19,800
21	Dec 5	@Philadelphia	W	108-105	3-6	5-7	8-13	Gallinari-24	Barton/Faried-9	Miller/Mudiay-6	Covington-18	15,677
22	Dec 8	ORLANDO	L	74-85	3-7	5-7	8-14	Barton-23	Faried/Hickson-11	Nelson-5	Payton/Vucevic-18	13,925
23	Dec 11	MINNESOTA	W	111-108(OT)	4-7	5-7	9-14	Gallinari-23	Faried-12	Nelson-7	Martin/Wiggins-22	12,533
24	Dec 14	HOUSTON	W	114-108	5-7	5-7	10-14	Barton-23	Lauvergne-11	Gallinari/Nelson-7	Harden-24	12,022
25	Dec 15	@Minnesota	W	112-100	5-7	6-7	11-14	Faried-19/Foye-19	Faried-10	Barton/Gallinari-5	Wiggins-23	11,323
26	Dec 18	@Utah	L	88-97	5-7	6-8	11-15	Barton-16	Lauvergne-13	Nelson-6	Hayward-26	19,169
27	Dec 20	NEW ORLEANS	L	125-130	5-8	6-8	11-16	Barton-32	Faried-13	Barton/Nelson-6	Davis-27	13,857
28	Dec 22	L.A. LAKERS	L	107-111	5-9	6-8	11-17	Barton-25	Jokic-10	Nelson-8	Bryant-31	19,124
29	Dec 23	@Phoenix	W	104-96	5-9	7-8	12-17	Foye-31	Arthur-10	Foye-6	Knight-21	17,034
30	Dec 26	@San Antonio	L	86-101	5-9	7-9	12-18	Jokic-22	Jokic-7	Foye/Harris/Jokic-5	Leonard-20	18,420
31	Dec 27	@Oklahoma City	L	112-122	5-9	7-10	12-19	Faried-25	Faried-11	Barton/Nelson-5	Westbrook-30	18,203
32	Dec 29	CLEVELAND	L	87-93	5-10	7-10	12-20	Barton-29	Faried-8	Nelson-8	James-34	17,523
33	Dec 30	@Portland	L	103-110	5-10	7-11	12-21	Barton-31	Faried-12	Nelson-8	McCollum-29	19,393
34	Jan 2	@Golden State	L	108-111(OT)	5-10	7-12	12-22	Gallinari-24	Barton-13	Barton/Nelson-7	Green-29	19,596
35	Jan 3	PORTLAND	L	106-112	5-11	7-12	12-23	Gallinari-29	Jokic-10	Nelson-7	McCollum-25	11,883
36	Jan 6	@Minnesota	W	78-74	5-11	8-12	13-23	Gallinari-20	Nurkic-10	Arthur-5	Towns-14	12,059
37	Jan 8	@Memphis	L	84-91	5-11	8-13	13-24	Gallinari-29	Arthur/Barton-9	Nelson-9	Randolph-24	17,499
38	Jan 10	CHARLOTTE	W	95-92	6-11	8-13	14-24	Gallinari-27	Barton-8	Jokic-9	Lamb/Zeller-15	11,343
39	Jan 13	GOLDEN STATE	W	112-110	7-11	8-13	15-24	Gallinari-28	Arthur-11	Nelson-9	Curry-38	18,004
40	Jan 15	MIAMI	L	95-98	7-12	8-13	15-25	Arthur-18	Arthur/Barton-8	Jokic-5	Bosh-24	15,406
41	Jan 17	INDIANA	W	129-126	8-12	8-13	16-25	Gallinari-23	Faried-9	Foye/Mudiay-6	Turner-25	11,104
42	Jan 19	OKLAHOMA CITY	L	104-110	8-13	8-13	16-26	Gallinari-27	Faried-15	Mudiay-9	Durant-30	12,844
43	Jan 21	MEMPHIS	L	101-102	8-14	8-13	16-27	Faried/Gallinari-17	Faried-12	Mudiay-8	Gasol-27	16,140
44	Jan 23	DETROIT	W	104-101	9-14	8-13	17-27	Gallinari-30	Gallinari-6	Mudiay-4	Morris-20	14,646
45	Jan 25	ATLANTA	L	105-119	9-15	8-13	17-28	Barton-21	Barton-21	Mudiay-6	Millsap-22	10,280
46	Jan 27	@Boston	L	103-111	9-15	8-14	17-29	Barton/Gallinari-23	Faried-15	Tied with-4	Bradley-27	18,108
47	Jan 28	@Washington	W	117-113	9-15	9-14	18-29	Gallinari-26	Jokic-10	Gallinari-6	Temple-20	15,146
48	Jan 30	@Indiana	L	105-109(OT)	9-15	9-15	18-30	Gallinari-23	Faried-12	Mudiay-8	Ellis-32	18,165
49	Feb 1	TORONTO	W	112-93	10-15	9-15	19-30	Jokic-27	Jokic-14	Mudiay-8	DeRozan-24	10,007
50	Feb 3	@Utah	L	81-85	10-15	9-16	19-31	Gallinari-24	Barton-10	Mudiay-6	Favors/Hayward-16	19,461
51	Feb 5	CHICAGO	W	115-110	11-15	9-16	20-31	Gallinari-33	Jokic-12	Foye-6	Rose-30	19,155
52	Feb 7	@New York	W	101-96	11-15	10-16	21-31	Barton/Gallinari-19	Barton-11	Mudiay-9	Anthony/Porzingis-21	19,812
53	Feb 8	@Brooklyn	L	104-105	11-15	10-17	21-32	Gallinari-24	Faried-13	Mudiay-8	Young-20	13,043
54	Feb 10	@Detroit	W	103-92	11-15	11-17	22-32	Barton-20	Nurkic-11	Mudiay-6	Morris-19	19,971
55	Feb 19	@Sacramento	L	110-116	11-15	11-18	22-33	Gallinari-27	Barton/Faried-9	Augustin-6	Cousins-37	17,317
56	Feb 21	BOSTON	L	101-121	11-16	11-18	22-34	Jokic-23	Jokic-13	Augustin/Jokic-4	Thomas-22	16,065
57	Feb 23	SACRAMENTO	L	110-114	11-17	11-18	22-35	Barton-18	Jokic-13	Jokic-6	Cousins-39	15,721
58	Feb 24	@L.A. Clippers	W	87-81	11-17	12-18	23-35	Faried-21	Faried/Jokic-11	Mudiay-6	Crawford/Redick-20	19,060
59	Feb 26	@Dallas	L	116-122(OT)	11-17	12-19	23-36	Barton-22	Faried-12	Mudiay-6	Parsons-27	20,298
60	Feb 29	MEMPHIS	L	96-103	11-18	12-19	23-37	Faried-16	Faried-11	Mudiay-7	Randolph-22	10,324
61	Mar 2	L.A. LAKERS	W	117-107	12-18	12-19	24-37	Augustin-26	Lauvergne-10	Mudiay-7	Russell-24	20,096
62	Mar 4	BROOKLYN	L	120-121(OT)	12-19	12-19	24-38	Mudiay-25	Jokic-12	Mudiay-7	Brown-21	14,163
63	Mar 6	DALLAS	W	116-114(OT)	13-19	12-19	25-38	Faried-25	Faried-20	Mudiay-8	Nowitzki-30	14,802
64	Mar 8	NEW YORK	W	110-94	14-19	12-19	26-38	Faried-24	Faried-10	Augustin-6	Anthony-30	13,305
65	Mar 10	PHOENIX	W	116-98	15-19	12-19	27-38	Mudiay-30	Jokic-10	Augustin-6	Booker-35	11,582
66	Mar 12	WASHINGTON	W	116-100	16-19	12-19	28-38	Tied with-17	Barton-10	Augustin-10	Porter-23	13,213
67	Mar 14	@Miami	L	119-124	16-19	12-20	28-39	Faried-24	Faried-11	Mudiay-10	Winslow-20	19,744
68	Mar 15	@Orlando	L	110-116	16-19	12-21	28-40	Harris-18	Lauvergne-8	Augustin-8	Fournier-30	16,988
69	Mar 17	@Atlanta	L	98-116	16-19	12-22	28-41	Augustin-17	Nurkic-7	Augustin-7	Hardaway-21	14,383
70	Mar 19	@Charlotte	W	101-93	16-19	13-22	29-41	Augustin-24	Jokic-14	Jokic/Mudiay-4	Batum-24	19,271
71	Mar 21	@Cleveland	L	91-124	16-19	13-23	29-42	Barton-27	Nurkic-7	Augustin-5	James-33	20,562
72	Mar 23	PHILADELPHIA	W	104-103	17-19	13-23	30-42	Mudiay-27	Mudiay-11	Augustin/Jokic-5	McConnell-17	10,684
73	Mar 25	@L.A. Lakers	W	116-105	17-19	14-23	31-42	Augustin-20	Jokic-12	Augustin-8	Bryant-28	18,997
74	Mar 27	@L.A. Clippers	L	90-105	17-19	14-24	31-43	Nurkic-19	Arthur-12	Augustin-10	Jordan-16	19,060
75	Mar 28	DALLAS	L	88-97	17-20	14-24	31-44	Barton-23	Faried-11	Mudiay-7	Barea-18	14,844
76	Mar 30	@Memphis	W	109-105	17-20	15-24	32-44	Barton-25	Jokic-14	Augustin/Mudiay-5	Randolph-26	16,401
77	Mar 31	@New Orleans	L	95-101	17-20	15-25	32-45	Arthur-24	Faried-12	Augustin-8	Babbitt-22	16,269
78	Apr 2	SACRAMENTO	L	106-115	17-21	15-25	32-46	Harris-19	Jokic-13	Mudiay-6	Gay-25	15,607
79	Apr 5	OKLAHOMA CITY	L	102-124	17-22	15-25	32-47	Harris-17	Lauvergne-10	Harris-5	Durant-26	12,611
80	Apr 8	SAN ANTONIO	W	102-98	18-22	15-25	33-47	Nurkic-21	Nurkic-15	Mudiay-5	Duncan-21	16,347
81	Apr 10	UTAH	L	84-100	18-23	15-25	33-48	Jokic/Mudiay-19	Jokic-11	Mudiay-5	Hayward/Lyles-22	16,172
82	Apr 13	@Portland	L	99-107	18-23	15-26	33-49	Mudiay-25	Nurkic-14	Mudiay-6	Lillard-21	19,571





2016-17 ROSTER

NO.	PLAYER	POS	HT	WT	COLLEGE/COUNTRY	EXP.
00	Darrell Arthur	F	6-9	235	Kansas/USA	7
5	Will Barton	G	6-6	175	Memphis/USA	4
25	Malik Beasley	G	6-5	195	Florida St./USA	R
21	Wilson Chandler	F	6-8	225	DePaul/USA	8
35	Kenneth Faried	F	6-8	228	Morehead St./USA	5
8	Danilo Gallinari	F	6-10	225	Olimpia Milano/Italy	7
14	Gary Harris	G	6-4	210	Michigan State/USA	2
41	Juancho Hernangomez	F	6-9	230	Movistar Estudiantes/Spain	R
34	Roy Hibbert	C	7-2	270	Georgetown/USA	8
15	Nikola Jokic	C	6-10	250	KK Mega Vizura/Serbia	1
3	Mike Miller	G	6-8	218	Florida/USA	16
0	Emmanuel Mudiay	G	6-5	200	Guangdong Southern/DR Congo	1
27	Jamal Murray	G	6-4	207	Kentucky/Canada	R
1	Jameer Nelson	G	6-0	190	Saint Joseph's/USA	12
24	Mason Plumlee	F/C	6-11	235	Duke/USA	3

Head Coach: Michael Malone (Loyola-MD)
Assistant Coaches: Wes Unseld Jr. (Johns Hopkins), Micah Nori (Indiana),
 Jordi Fernandez (Inefc Lleida), Ryan Bowen (Iowa),
 Chris Finch (Franklin & Marshall)
Player Development: John Beckett (Eckerd College), Stephen Graham (Oklahoma State)
 Ognjen Stojakovic
Video Coordinator: Travess Armenta (Northern Colorado)
Assistant Video Coordinator: Tommy Massimino (Villanova)
Video Associate: Andrew Munson (Iowa)
Dir. Performance/Assistant Coach/Strength & Conditioning: Steve Hess (Ithaca)
Head Athletic Trainer: Dan Shimensky (Utah)
Associate Head Strength & Conditioning Coach: Felipe Eichenberger (N.W. Oklahoma State University)
Assistant Athletic Trainer/Assistant Strength & Conditioning Coach: Jason Miller (Iowa)
Physical Therapist: Steve Short (Dayton)
Massage Therapist: Kelsey Clemens (Northern Iowa)

PRONUNCIATION GUIDE:
 Darrell Arthur (Duh-REL)
 Kenneth Faried (fa-REED)

Danilo Gallinari (Da-KNEE-lo Gal-in-ARE-ee)
 Juancho Hernangomez (hair-NAHN-gomez)
 Nikola Jokic (KNEE-coe-lah yo-kitch)

NUGGETS 2016-17 TEAM HIGHS & LOWS

	HIGH	LOW		HIGH	LOW
Points	140 vs. IND, 1/12	83 @ UTA, 11/23	Free-Throw Percentage	1.000 (2) (13-13), vs. CLE, 3/22	.433 (13-30) vs. UTA, 11/20
Field Goals Made	54 @ NY, 2/10	28 @ UTA, 11/23	Total Rebounds	61 vs. POR, 10/29 (OT)	34 vs. SAC, 1/3
Field Goals Attempted	105 @ BKN, 12/7	70 @ MEM, 11/8	Offensive Rebounds	26 @ BKN, 12/7*	4 vs. OKC, 4/9
Field Goal Percentage	.584 (52-89) vs. ORL, 1/16	.318 (28-88), @ UTA, 11/23	Defensive Rebounds	49 vs. TOR, 11/18 (OT)	23 @ DAL, 12/12
Three-Pointers Made	24 vs. GS, 2/13	4 vs. TOR, 11/18 (OT)	Assists	37 vs. IND, 1/12	11 @ POR, 11/13
Three-Pointers Attempted	44 @ ATL, 2/6	17 vs. PHX, 11/16	Steals	13 @ PHI, 12/5	2 (2), @ ORL, 12/10
Three-Point Percentage	.600 (24-40) vs. GS, 2/13	.160 (4-25) vs. TOR, 11/18 (OT)	Turnovers	29 @ WAS, 12/8*	6 vs. CLE, 3/22
Free-Throws Made	40 @ IND, 3/24	5 @ SA, 2/4	Blocked Shots	10 (2) vs. DAL, 2/6	0 (2), vs. LAC, 1/21
Free-Throws Attempted	44 vs. MIL, 2/3	10 (2) @ NY, 2/10	Personal Fouls	28 vs. POR, 12/15	11 @ NY, 2/10

*indicates NBA single game season highs/lows

OPPONENTS 2016-17 TEAM HIGHS & LOWS

	HIGH	LOW		HIGH	LOW
Points	132 by OKC, 11/29 (OT)	87 by DAL, 2/6	Free-Throw Percentage	1.000 (8-8), by LAC, 1/21	.577 (15-26) by MIA, 11/30
Field Goals Made	52 @ NY, 2/10	33 by UTA, 11/20	Total Rebounds	59 by NO, 3/26	28 by PHX, 1/26
Field Goals Attempted	101 @ OKC, 4/12	77 @ DAL, 12/12	Offensive Rebounds	20 @ LAL, 1/17	3 by DAL, 2/6
Field Goal Percentage	.584 (45-77) @ DAL, 12/12	.388 (33-85) by UTA, 11/20	Defensive Rebounds	49 by NO, 3/26	20 by PHX, 1/26
Three-Pointers Made	17 (3) @ CHA, 3/31	3 (2) vs. NO, 4/7	Assists	36 @ NY, 2/10	11 @ PHX, 11/27
Three-Pointers Attempted	40 @ DAL, 4/11	15 @ MIN, 1/22	Steals	16 (2) @ CLE, 2/11	3 (3) @ MIA, 4/2
Three-Point Percentage	.593 (16-27) by CHA, 3/4	.130 (3-23) @ NO, 10/26	Turnovers	19 (2) @ WAS, 12/8	5 @ ORL, 12/10
Free-Throws Made	36 by NY, 12/17	3 @ NY, 2/10	Blocked Shots	13 by MIL, 2/3	0 by WAS, 3/8
Free-Throws Attempted	40 by PHI, 12/20	5 @ NY, 2/10	Personal Fouls	36 @ PHX, 1/28	12 by CLE, 3/22





2016-17 GAME-BY-GAME RESULTS

NO.	DATE	OPPONENT	W-L	SCORE	HOME	ROAD	TOTAL	HIGH SCORING	HIGH REBOUNDS	HIGH ASSISTS	OPP. SCORING	ATTEND.
1	Oct 26	@New Orleans	W	107-102	0-0	1-0	1-0	Nurkic-23	Faried-14	Nurkic-3	Davis-50	15,869
2	Oct 29	PORTLAND	L	113-115 (OT)	0-1	1-0	1-1	Jokic-23	Jokic-17	Mudiay-4	Lillard-37	18,055
3	Oct 31	@Toronto	L	102-105	0-1	1-1	1-2	Mudiay-16	Nurkic-18	Mudiay-4	DeRozan-33	19,800
4	Nov 3	@Minnesota	W	102-99	0-1	2-1	2-2	Gallinari-19	Nelson-7	Nelson-7	Towns-32	11,219
5	Nov 5	@Detroit	L	86-103	0-1	2-2	2-3	Chandler-21	Nurkic-12	Nelson-4	Drummond-19	16,218
6	Nov 6	@Boston	W	123-107	0-1	3-2	3-3	Mudiay-30	Faried-11	Nelson-7	Thomas-30	17,452
7	Nov 8	@Memphis	L	107-108	0-1	3-3	3-4	Mudiay-23	Faried-11	Mudiay-7	Carter-20	15,109
8	Nov 10	GOLDEN STATE	L	101-125	0-2	3-3	3-5	Murray-14	Faried-11	Murray-6	Curry-33	17,569
9	Nov 12	DETROIT	L	95-106	0-3	3-3	3-6	Mudiay-19	Chandler-10	Harris-4	Harris-19	13,997
10	Nov 13	@Portland	L	105-112	0-3	3-4	3-7	Murray-19	Faried-14	Jokic-3	Lillard-32	19,362
11	Nov 16	PHOENIX	W	120-104	1-3	3-4	4-7	Chandler-28	Faried-15	Mudiay-6	Knight-32	10,247
12	Nov 18	TORONTO	L	111-113(OT)	1-4	3-4	4-8	Mudiay-25	Jokic-12	Mudiay-9	DeRozan-30	12,476
13	Nov 20	UTAH	W	105-91	2-4	3-4	5-8	Murray-18	Nurkic-11	Mudiay-8	Hayward-25	12,565
14	Nov 22	CHICAGO	W	110-107	3-4	3-4	6-8	Murray-24	Nurkic-14	Nelson-7	Butler-35	14,328
15	Nov 23	@Utah	L	83-108	3-4	3-5	6-9	Murray-32	Faried-10	Jokic-6	Hill-22	19,229
16	Nov 25	OKLAHOMA CITY	L	129-132(OT)	3-5	3-5	6-10	Chandler-23	Chandler-11	Nelson-13	Westbrook-36	14,327
17	Nov 27	@Phoenix	W	120-114	3-5	4-5	7-10	Chandler-25	Jokic-11	Mudiay-6	Bledsoe-35	15,365
18	Nov 30	MIAMI	L	98-106	3-6	4-5	7-11	Tied with-17	Jokic-14	Nelson-8	Whiteside-25	11,471
19	Dec 2	HOUSTON	L	110-128	3-7	4-5	7-12	Chandler-24	Faried-11	Barton-5	Harden-20	15,549
20	Dec 3	@Utah	L	98-105	3-7	4-6	7-13	Chandler-20	Faried-6	Nelson-7	Hayward-32	19,911
21	Dec 5	@Philadelphia	W	106-98	3-7	5-6	8-13	Gallinari-24	Nurkic-10	Nelson-4	Rodriguez-17	11,815
22	Dec 7	@Brooklyn	L	111-116	3-7	5-7	8-14	Chandler-27	Chandler-16	Nelson-5	Lopez-24	14,159
23	Dec 8	@Washington	L	85-92	3-7	5-8	8-15	Jokic-17	Jokic-11	Nelson-8	Beal-26	12,645
24	Dec 10	@Orlando	W	121-113	3-7	6-8	9-15	Gallinari-21	Faried-10	Jokic-6	Fournier-24	17,010
25	Dec 12	@Dallas	L	92-112	3-7	6-9	9-16	Jokic-27	Jokic-11	Murray-4	Matthews-25	19,425
26	Dec 15	PORTLAND	W	132-120	4-7	6-9	10-16	Gallinari-27	Faried-9	Harris-6	Lillard-40	10,022
27	Dec 17	NEW YORK	W	127-114	5-7	6-9	11-16	Faried-25	Jokic-9	Mudiay-5	Anthony-29	12,042
28	Dec 19	DALLAS	W	117-107	6-7	6-9	12-16	Jokic-27	Jokic-17	Jokic-9	Williams-23	12,581
29	Dec 20	@L.A. Clipper	L	102-119	6-7	6-10	12-17	Barton-22	Faried-11	Nelson-6	Redick-27	19,060
30	Dec 23	ATLANTA	L	108-109	6-8	6-10	12-18	Gallinari-24	Gallinari-11	Jokic-6	Schroder-27	13,823
31	Dec 26	@L.A. Clipper	W	106-102	6-8	7-10	13-18	Jokic-24	Gallinari-11	Nelson-6	Crawford-24	19,060
32	Dec 28	MINNESOTA	W	105-103	7-8	7-10	14-18	Gallinari-18	Jokic-8	Jokic-11	Wiggins-25	15,093
33	Dec 30	PHILADELPHIA	L	122-124	7-9	7-10	14-19	Jokic-25	Chandler-9	Mudiay-5	Ilyasova-23	13,619
34	Jan 2	@Golden State	L	119-127	7-9	7-11	14-20	Jokic-21	Jokic-13	Jokic-5	Thompson-25	19,596
35	Jan 3	SACRAMENTO	L	113-120	7-10	7-11	14-21	Gallinari-24	Jokic-6	Mudiay-6	Cousins-31	11,018
36	Jan 5	SAN ANTONIO	L	99-127	7-11	7-11	14-22	Jokic-19	Jokic-11	Mudiay-5	Aldridge-28	14,391
37	Jan 7	@Oklahoma City	L	106-121	7-11	7-12	14-23	Chandler-24	Faried-10	Nelson-8	Westbrook-32	18,203
38	Jan 12	INDIANA	W	140-112	8-11	7-12	15-23	Jokic-22	Jokic-10	Jokic-8	Miles-20	18,689
39	Jan 16	ORLANDO	W	125-112	9-11	7-12	16-23	Jokic-30	Jokic-11	Mudiay-13	Payton-20	11,217
40	Jan 17	@L.A. Lakers	W	127-121	9-11	8-12	17-23	Jokic-29	Jokic-15	Barton-8	Williams-24	18,412
41	Jan 19	@San Antonio	L	104-118	9-11	8-13	17-24	Jokic-35	Jokic-12	Nelson-9	Leonard-34	18,418
42	Jan 21	L.A. CLIPPERS	W	123-98	10-11	8-13	18-24	Jokic-19	Jokic-10	Nelson-8	Speights-18	16,056
43	Jan 22	@Minnesota	L	108-111	10-11	8-14	18-25	Harris-22	Jokic-9	Barton-6	Towns-32	12,788
44	Jan 24	UTAH	W	103-93	11-11	8-14	19-25	Jokic-23	Jokic-11	Nelson-7	Favors-18	10,867
45	Jan 26	PHOENIX	W	127-120	12-11	8-14	20-25	Jokic-29	Jokic-14	Nelson-9	Bledsoe-28	12,231
46	Jan 28	@Phoenix	W	123-112	12-11	9-14	21-25	Gallinari-32	Faried-14	Nelson-6	Bledsoe-41	18,055
47	Jan 31	@L.A. Lakers	L	116-120	12-11	9-15	21-26	Chandler-26	Faried-17	Nelson-7	Young-23	18,997
48	Feb 1	MEMPHIS	L	99-119	12-12	9-15	21-27	Arthur-14	Faried-11	Mudiay-7	Gasol-24	12,020
49	Feb 3	MILWAUKEE	W	121-117	13-12	9-15	22-27	Chandler-23	Jokic-12	Jokic-11	Parker-27	18,792
50	Feb 4	@San Antonio	L	97-121	13-12	9-16	22-28	Murray-20	Nurkic-8	Barton-5	Leonard-19	18,418
51	Feb 6	DALLAS	W	110-87	14-12	9-16	23-28	Barton-31	Chandler-10	Jokic-9	Curry-15	13,047
52	Feb 8	@Atlanta	L	106-117	14-12	9-17	23-29	Chandler-24	Jokic-15	Nelson-8	Schroder-24	14,222
53	Feb 10	@New York	W	131-123	14-12	10-17	24-29	Jokic-40	Barton-10	Nelson-12	Anthony-33	19,812
54	Feb 11	@Cleveland	L	109-125	14-12	10-18	24-30	Jokic-27	Jokic-13	Nelson-8	James-27	20,562
55	Feb 13	GOLDEN STATE	W	132-110	15-12	10-18	25-30	Hernangomez-27	Jokic-21	Jokic-12	Durant-25	19,941
56	Feb 15	MINNESOTA	L	99-112	15-13	10-18	25-31	Harris-22	Jokic-14	Nelson-11	Wiggins-40	13,924
57	Feb 23	@Sacramento	L	100-116	15-13	10-19	25-32	Harris-23	Jokic-11	Nelson-6	Caulley-Stein-29	17,608
58	Feb 24	BROOKLYN	W	129-109	16-13	10-19	26-32	Harris-25	Plumlee-12	Plumlee-8	Lopez-17	17,143
59	Feb 26	MEMPHIS	L	98-105	16-14	10-19	26-33	Gallinari-24	Jokic-11	Jokic-6	Conley-31	18,024
60	Feb 28	@Chicago	W	125-107	16-14	11-19	27-33	Gallinari-22	Jokic-16	Jokic-10	Rondo-19	21,015
61	Mar 1	@Milwaukee	W	110-98	16-14	12-19	28-33	Gallinari-22	Jokic-14	Jokic-10	Middleton-21	13,214
62	Mar 4	CHARLOTTE	L	102-112	16-15	12-19	28-34	Jokic-31	Jokic-14	Nelson-5	Walker-27	14,708
63	Mar 6	SACRAMENTO	W	108-96	17-15	12-19	29-34	Chandler-36	Chandler-11	Nelson-6	Collison-17	11,614
64	Mar 8	WASHINGTON	L	113-123	17-16	12-19	29-35	Harris-26	Plumlee-10	Nelson-6	Wall-30	12,323
65	Mar 10	BOSTON	W	119-99	18-16	12-19	30-35	Chandler-23	Jokic-10	Jokic-7	Thomas-21	17,147
66	Mar 11	@Sacramento	W	105-92	18-16	13-19	31-35	Harris-24	Jokic-14	Plumlee-8	Hield-17	17,608
67	Mar 13	L.A. LAKERS	W	129-101	19-16	13-19	32-35	Murray-22	Plumlee-10	Harris-7	Zubac-25	17,344
68	Mar 16	L.A. CLIPPERS	W	129-114	20-16	13-19	33-35	Barton-35	Jokic-14	Jokic-10	Redick-22	14,179
69	Mar 18	HOUSTON	L	105-109	20-17	13-19	33-36	Harris-17	Plumlee-9	Nelson-11	Harden-40	17,512
70	Mar 20	@Houston	L	124-125	20-17	13-20	33-37	Harris-28	Jokic-13	Jokic-8	Harden-39	16,080
71	Mar 22	CLEVELAND	W	126-113	21-17	13-20	34-37	Harris-21	Jokic-10	Nelson-9	Irving-33	19,718
72	Mar 24	@Indiana	W	125-117	21-17	14-20	35-37	Jokic-30	Jokic-16	Nelson-6	George-27	17,923
73	Mar 26	NEW ORLEANS	L	90-115	21-18	14-20	35-38	Plumlee-16	Jokic-13	Nelson-5	Davis-31	19,850
74	Mar 28	@Portland	L	113-122	21-18	14-21	35-39	Nelson-23	Faried-14	Jokic-8	McCullum-39	20,003
75	Mar 31	@Charlotte	L	114-122	21-18	14-22	35-40	Jokic-26	Jokic-13	Jokic-10	Walker-31	18,353
76	Apr 2	@Miami	W	116-113	21-18	15-22	36-40	Gallinari-29	Jokic-10	Mudiay-9	Dragic-22	19,600
77	Apr 4	@New Orleans	W	134-131	21-18	16-22	37-40	Gallinari-28	Jokic-12	Mudiay-7	Davis-41	16,050
78	Apr 5	@Houston	L	104-110	21-18	16-23	37-41	Gallinari-23	Jokic-19	Jokic-9	Harden-31	18,055
79	Apr 7	NEW ORLEANS	W	122-106	22-18	16-23	38-41	Murray-30	Jokic-12	Harris-9	Davis-25	16,348
80	Apr 9	OKLAHOMA CITY	L	105-106	22-19	16-23	38-42	Gallinari-34	Gallinari-10	Harris-5	Westbrook-50	19,718
81	Apr 11	@Dallas	W	109-91	22-19	17-23	39-42	Harris-20	Plumlee-9	Murray-10	Nowitzki-21	20,333
82	Apr 12	@Oklahoma City	W	111-105	22-19	18-23	40-42	Jokic-29	Jokic-16	Jokic-8	Gibson-13	18,203





2017-18 ROSTER

NO.	PLAYER	POS	HT	WT	COLLEGE/COUNTRY	EXP.
00	Darrell Arthur	F	6-9	235	Kansas/USA	8
5	Will Barton	G	6-6	190	Memphis/USA	5
25	Malik Beasley	G	6-5	195	Florida St./USA	1
21	Wilson Chandler	F	6-8	225	DePaul/USA	9
3	Torrey Craig*	F	6-6	215	USC Upstate/USA	R
35	Kenneth Faried	F	6-8	228	Morehead St./USA	6
34	Devin Harris	G	6-3	185	Wisconsin/USA	13
14	Gary Harris	G	6-4	210	Michigan State/USA	3
41	Juancho Hernangomez	F	6-9	230	Movistar Estudiantes/Spain	1
22	Richard Jefferson	F	6-7	233	Arizona/USA	16
15	Nikola Jokic	C	6-10	250	KK Mega Vizura/Serbia	2
20	Tyler Lydon	F	6-10	225	Syracuse/USA	R
7	Trey Lyles	F	6-10	234	Kentucky/Canada	2
4	Paul Millsap	F	6-8	246	Louisiana Tech/USA	11
11	Monte Morris*	G	6-3	175	Iowa State/USA	R
27	Jamal Murray	G	6-4	207	Kentucky/Canada	1
24	Mason Plumlee	F/C	6-11	235	Duke/USA	4

*Denotes Two-Way Contract

Head Coach:	Michael Malone (Loyola-MD)
Assistant Coaches:	Wes Unseld Jr. (Johns Hopkins), David Adelman (Portland) Micah Nori (Indiana), Jordi Fernandez (Inefc Lleida), Bob Weiss (Penn State) Ryan Bowen (Iowa)
Player Development:	John Beckett (Eckerd College), Stephen Graham (Oklahoma State) Ognjen Stojakovic
Video Coordinator:	Travess Armenta (Northern Colorado)
Assistant Video Coordinator:	Andrew Munson (Iowa)
Video Associate:	Dethie Fall
Head Athletic Trainer:	Dan Shimensky (Utah)
Head Strength & Conditioning Coach:	Felipe Eichenberger (N.W. Oklahoma State University)
Director of Sports Medicine:	Steve Short (Dayton)
Assistant Athletic Trainer:	Jason Miller (Iowa)
Assistant Strength and Conditioning Coach:	Carlos Daniel (Washington State)
Physical Therapist:	Matt Tuttle (NY-Upstate)
Massage Therapist:	Margo Osborne

PRONUNCIATION GUIDE:

Darrell Arthur (Duh-REL)	Juancho Hernangomez (hair-NAHN-gomez)
Kenneth Faried (fa-REED)	Nikola Jokic (ni-KOLA yo-kitch)

NUGGETS 2017-18 TEAM HIGHS & LOWS

	HIGH	LOW	HIGH	LOW
Points	146 vs. NO, 11/17	77 @ UTA, 11/28	Free-Throw Percentage	1.000 (14-14) @ SA, 1/30
Field Goals Made	56 vs. NO, 11/17	27 vs. MEM, 1/12	Total Rebounds	58 (2) @ OKC, 3/30
Field Goals Attempted	100 (2) @ MIA, 3/19 (2OT)	70 vs. MEM, 1/12	Offensive Rebounds	20 (2) @ LAC, 1/17
Field Goal Percentage	.629 (56-89) vs. NO, 11/17	.349 (29-83) @ SA, 1/13	Defensive Rebounds	46 @ OKC, 3/30
Three-Pointers Made	24 @ MIL, 2/15	3 @ HOU, 2/9	Assists	38 vs. SAC, 3/11
Three-Pointers Attempted	42 @ IND, 12/10 (OT)	19 @ GS, 1/8	Steals	17 @ MEM, 3/2*
Three-Point Percentage	.600 (24-40) @ MIL, 2/15	.107 (3-28) @ HOU, 2/9	Turnovers	26 @ SAC, 1/6
Free-Throws Made	37 vs. MIL, 4/1 (OT)	8 @ OKC, 12/18	Blocked Shots	10 (3) @ WAS, 3/23
Free-Throws Attempted	46 vs. MIL, 4/1 (OT)	12 (2) @ OKC, 12/18	Personal Fouls	27 (3) vs. LAC, 2/27
				12 vs. UTA, 1/5

*indicates NBA single game season highs/lows

OPPONENTS 2017-18 TEAM HIGHS & LOWS

	HIGH	LOW	HIGH	LOW
Points	149 @ MIA, 3/19 (2OT)	78 by MEM, 1/12	Free-Throw Percentage	1.000 (3) (5-5) @ SA, 1/30
Field Goals Made	56 @ MIA, 3/19 (2OT)	27 by UTA, 12/26	Total Rebounds	57 @ POR, 4/9
Field Goals Attempted	108 @ OKC, 3/30 (OT)	73 (2) by MEM, 11/24	Offensive Rebounds	18 (3) by POR, 4/9
Field Goal Percentage	.595 (47-79) @ BOS, 12/12	.321 (27-84) by UTA, 12/26	Defensive Rebounds	45 by UTA, 1/5
Three-Pointers Made	20 (2) @ OKC, 3/30 (OT)	3 @ GS, 12/23	Assists	38 by GS, 11/4
Three-Pointers Attempted	44 @ OKC, 3/30 (OT)	16 by SA, 2/23	Steals	16 @ SAC, 1/6
Three-Point Percentage	.556 (2) (20-36) @ MIA, 3/19 (2OT)	.111 (3-27) @ GS, 12/23	Turnovers	25 by BKN, 11/7
Free-Throws Made	28 by SA, 2/23	3 by UTA, 1/5	Blocked Shots	16 @ TOR, 3/27
Free-Throws Attempted	39 by SA, 2/23	5 @ SA, 1/30	Personal Fouls	28 (2) by POR, 4/9
				12 @ OKC, 12/18





2017-18 GAME-BY-GAME RESULTS

NO.	DATE	OPPONENT	W-L	SCORE	HOME	ROAD	TOTAL	HIGH SCORING	HIGH REBOUNDS	HIGH ASSISTS	OPP. SCORING	ATTEND.
1	Oct 18	@Utah	L	96-106	0-0	0-1	0-1	Barton-23	Jokic-12	Jokic-7	Gobert-18	17,588
2	Oct 21	SACRAMENTO	W	96-79	1-0	0-1	1-1	Millsap-18	Chandler-12	Jokic-7	Fox-18	19,520
3	Oct 23	WASHINGTON	L	104-109	1-1	0-1	1-2	Faried-18	Jokic-9	G. Harris-6	Beal-20	14,294
4	Oct 25	@Charlotte	L	93-111	1-1	0-2	1-3	G. Harris-18	Jokic-12	Murray-8	Kaminsky-20	14,253
5	Oct 27	@Atlanta	W	105-100	1-1	1-2	2-3	Jokic-18	Jokic-15	Plumlee-6	Schroder-20	16,220
6	Oct 29	@Brooklyn	W	124-111	1-1	2-2	3-3	G. Harris-18	Jokic-14	Millsap-5	Dinwiddie-22	14,854
7	Oct 30	@New York	L	110-116	1-1	2-3	3-4	Jokic-28	Millsap-10	Mudiay-5	Porzingis-38	19,812
8	Nov 1	TORONTO	W	129-111	2-1	2-3	4-4	Murray-24	Jokic-16	Jokic-10	Powell-14	14,072
9	Nov 3	MIAMI	W	95-94	3-1	3-3	6-4	Millsap-27	Jokic-14	Millsap-5	Dragic-23	15,317
10	Nov 4	GOLDEN STATE	L	108-127	3-2	3-3	6-5	Barton-21	Bartoy-8	Mudiay-7	Durant-25	17,111
11	Nov 7	BROOKLYN	W	112-104	4-2	2-3	6-5	Jokic-41	Jokic-12	Jokic-5	Zeller-21	14,058
12	Nov 9	OKLAHOMA CITY	W	102-94	5-2	2-3	7-5	Mudiay-21	Jokic-11	Millsap-5	Anthony-28	19,520
13	Nov 11	ORLANDO	W	125-107	6-2	2-3	8-5	Murray-32	Jokic-17	Jokic-9	Speights-19	16,698
14	Nov 13	@Portland	L	82-99	6-2	2-4	8-6	Millsap-18	Jokic-7	Chandler-6	Nurkic-17	18,895
15	Nov 17	NEW ORLEANS	W	146-114	7-2	2-4	9-6	Murray-31	Jokic-11	Millsap-7	McCollum-17	16,816
16	Nov 19	@L.A. Lakers	L	109-127	7-2	2-5	9-7	G. Harris-20	Lyles-8	Mudiay-7	Randle-24	18,997
17	Nov 20	@Sacramento	W	114-98	7-2	3-5	10-7	Barton-25	Jokic-14	Barton-5	Hill-16	17,583
18	Nov 22	@Houston	L	95-125	7-2	3-6	10-8	Barton-20	Plumlee-8	Tied with-3	Koufos-16	18,055
19	Nov 24	MEMPHIS	W	104-92	8-2	3-6	11-8	Jokic-28	Jokic-13	Jokic-8	Green-21	16,736
20	Nov 28	@Utah	L	77-106	8-2	3-7	11-9	G. Harris-18	Hernangomez-10	Jokic-6	Favors-24	16,790
21	Nov 30	CHICAGO	W	111-110	9-2	3-7	12-9	Barton-37	Faried-13	Jokic-4	Markkanen-20	15,156
22	Dec 2	L.A. LAKERS	W	115-100	10-2	3-7	13-9	Murray-28	Faried-9	G. Harris-6	Lopez-20	19,520
23	Dec 4	@Dallas	L	105-122	10-2	3-8	13-10	Barton-23	Faried-11	Barton-6	Barnes-22	19,419
24	Dec 6	@New Orleans	L	114-123	10-2	3-9	13-11	G. Harris-24	Lyles-11	Lyles-4	Cousins-40	15,353
25	Dec 8	@Orlando	W	103-89	10-2	4-9	14-11	Faried-20	Faried-10	Murray-4	Simmons-21	16,024
26	Dec 10	@Indiana	L	116-126(OT)	10-2	4-10	14-12	Lyles-25	Faried-11	Mudiay-2	Vucevic-21	14,587
27	Dec 12	@Detroit	W	103-84	10-2	5-10	15-12	Murray-28	Plumlee-13	Barton-9	Oladipo-47	15,480
28	Dec 13	@Boston	L	118-124	10-2	5-11	15-13	G. Harris-36	Murray-11	G. Harris-6	Irving-33	18,624
29	Dec 15	NEW ORLEANS	W	117-111(OT)	11-2	5-11	16-13	G. Harris-27	Jokic-11	Barton-6	Cousins-29	17,584
30	Dec 18	@Oklahoma City	L	84-95	11-2	5-12	16-14	G. Harris-17	Lyles-10	Barton-7	Westbrook-38	16,203
31	Dec 20	MINNESOTA	L	104-112	11-3	5-12	16-15	Murray-30	Chandler-10	Plumlee-6	Butler-25	17,002
32	Dec 22	@Portland	W	102-85	11-3	6-12	17-15	Jokic-27	Plumlee-10	Plumlee-6	McCollum-15	19,473
33	Dec 23	@Golden State	W	96-81	11-3	7-12	18-15	G. Harris-19	Chandler-9	Jokic-9	Durant-18	19,596
34	Dec 26	UTAH	W	107-83	12-3	7-12	19-15	Murray-22	Chandler-9	Jokic-5	Favors-20	17,104
35	Dec 27	@Minnesota	L	125-128(OT)	12-3	7-13	19-16	Barton-28	Lyles-10	Murray-8	Butler-39	18,978
36	Dec 30	PHILADELPHIA	L	102-107	12-4	7-13	19-17	Murray-31	Jokic-13	Jokic-6	Saric-20	19,599
37	Jan 3	PHOENIX	W	134-111	13-4	7-13	20-17	G. Harris-36	Lyles-11	Jokic-8	Booker-17	14,079
38	Jan 5	UTAH	W	99-91	14-4	7-13	21-17	Lyles-26	Jokic-10	Barton-8	Mitchell-15	15,557
39	Jan 6	@Sacramento	L	98-106	14-4	7-14	21-18	Lyles-19	Lyles-9	Jokic-10	Fox-18	17,583
40	Jan 8	@Golden State	L	114-124	14-4	7-15	21-19	Jokic-22	Jokic-12	Jokic-11	Curry-32	19,596
41	Jan 10	ATLANTA	L	97-110	14-5	7-15	21-20	G. Harris-22	Jokic-12	Jokic-7	Schroder-19	14,182
42	Jan 12	MEMPHIS	W	87-79	15-5	7-15	22-20	Barton-17	Plumlee-9	Tied with-3	Gasol-22	15,607
43	Jan 13	@San Antonio	L	80-117	15-5	7-16	22-21	Jokic-23	Jokic-9	Jokic-7	Leonard-19	15,418
44	Jan 16	DALLAS	W	105-102	16-5	7-16	23-21	Jokic-29	Jokic-18	Jokic-7	Smith-25	14,097
45	Jan 17	@L.A. Clippers	L	104-109	16-5	7-17	23-22	G. Harris-19	Plumlee-14	Barton-6	Griffin-20	15,043
46	Jan 19	PHOENIX	L	100-108	16-6	7-17	23-23	Murray-30	Jokic-17	Jokic-5	Booker-30	15,732
47	Jan 22	PORTLAND	W	104-101	17-6	7-17	24-23	Murray-38	Jokic-12	Murray-6	Lillard-25	14,474
48	Jan 25	NEW YORK	W	130-118	18-6	7-17	25-23	G. Harris-23	Jokic-7	Jokic-10	Beasley-21	15,482
49	Jan 27	DALLAS	W	91-89	19-6	7-17	26-23	G. Harris-24	Jokic-16	Jokic-11	Barnes-22	19,520
50	Jan 29	BOSTON	L	110-111	19-7	7-17	26-24	Jokic-24	Jokic-11	Murray-8	Irving-27	19,520
51	Jan 30	@San Antonio	L	104-106	19-7	7-18	26-25	Murray-18	Lyles-7	Jokic-8	Aldridge-30	18,418
52	Feb 1	OKLAHOMA CITY	W	127-124	20-7	7-18	27-25	Murray-33	Jokic-13	Jokic-14	George-43	18,407
53	Feb 3	GOLDEN STATE	W	115-108	21-7	7-18	28-25	Jokic-27	Lyles-10	Jokic-10	Durant-31	20,103
54	Feb 5	CHARLOTTE	W	121-104	22-7	7-18	29-25	G. Harris-27	Jokic-16	Jokic-8	Walker-20	14,410
55	Feb 9	@Houston	L	104-130	22-7	7-19	29-26	Lyles-24	Jokic-7	Morris-6	Harden-28	18,055
56	Feb 10	@Phoenix	W	123-113	22-7	8-19	30-26	Chandler-26	Jokic-9	Jokic-8	Warren-31	16,325
57	Feb 13	SAN ANTONIO	W	117-109	23-7	8-19	31-26	Jokic-23	Jokic-13	Jokic-11	Lauvergne-26	17,623
58	Feb 15	@Milwaukee	W	134-123	23-7	8-19	32-26	Jokic-30	Jokic-15	Jokic-17	Antetokounmpo-36	15,486
59	Feb 23	SAN ANTONIO	W	122-119	24-7	8-19	33-28	Jokic-28	Jokic-16	Jokic-11	Aldridge-38	20,077
60	Feb 25	HOUSTON	L	114-119	24-8	9-19	33-27	Barton-25	Jokic-14	Jokic-8	Harden-41	20,044
61	Feb 27	L.A. CLIPPERS	L	120-122	24-9	9-19	33-28	G. Harris-23	Plumlee-9	Chandler-6	L. Williams-25	15,004
62	Mar 2	@Memphis	W	108-107	24-9	10-19	34-28	G. Harris-26	Jokic-9	Jokic-5	Gasol-22	16,421
63	Mar 3	@Cleveland	W	126-117	24-9	11-19	35-28	G. Harris-32	Barton-8	Jokic-8	James-25	20,562
64	Mar 6	@Dallas	L	107-118	24-9	11-20	35-29	Chandler-21	Jokic-9	Barton-7	Ferrell-24	19,504
65	Mar 6	CLEVELAND	L	108-113	24-10	11-20	35-30	Jokic-36	Jokic-13	Jokic-6	James-39	20,062
66	Mar 9	L.A. LAKERS	W	125-116	25-10	11-20	36-30	Murray-22	Jokic-6	Murray-8	Lopez-29	19,807
67	Mar 11	SACRAMENTO	W	130-104	26-10	11-20	37-30	G. Harris-21	Jokic-11	Jokic-10	Hield-18	19,520
68	Mar 13	@L.A. Lakers	L	103-112	26-10	11-21	37-31	Chandler-26	Chandler-10	Jokic-5	Randle-26	18,997
69	Mar 15	DETROIT	W	120-113	27-10	11-21	38-31	Murray-26	Jokic-12	Plumlee-5	Kuzma-26	18,697
70	Mar 17	@Memphis	L	94-101	27-10	11-22	38-32	Jokic-17	Jokic-13	Jokic-10	D. Brooks-24	16,501
80	Mar 19	@Miami	L	141-149(2OT)	27-10	11-23	38-33	Jokic-34	Jokic-15	Jokic-9	J. Johnson-31	19,600
81	Mar 21	@Chicago	W	135-102	27-10	12-23	39-33	Millsap-22	Millsap-8	Murray-7	Felicio-16	20,671
82	Mar 23	@Washington	W	108-100	27-10	13-23	40-33	Jokic-23	Jokic-8	Millsap-5	Beal-24	19,016
83	Mar 26	@Philadelphia	L	104-123	27-10	13-24	40-34	Barton-25	Millsap-9	Chandler-7	Embiid-20	20,585
84	Mar 27	@Toronto	L	110-114	27-10	13-25	40-35	Jokic-29	Jokic-16	Jokic-8	Saric-20	19,800
85	Mar 30	@Oklahoma City	W	126-125(OT)	27-10	14-25	41-35	Millsap-36	Jokic-16	Jokic-6	DeTozan-15	18,203
86	Apr 1	MILWAUKEE	W	128-125(OT)	28-10	14-25	42-35	Jokic-35	Jokic-13	Murray-7	Westbrook-33	19,520
87	Apr 3	INDIANA	W	107-104	29-10	14-25	43-35	Jokic-30	Millsap-13	Barton-10	Parker-35	14,743
88	Apr 5	MINNESOTA	W	100-96	30-10	14-25	44-35	Murray-22	Jokic-14	Jokic-7	Towns-26	16,415
89	Apr 7	@L.A. Clippers	L	134-115	30-10	15-25	45-35	Barton-31	Jokic-11	Jokic-11	L. Williams-24	16,166
90	Apr 9	PORTLAND	W	88-82	31-10	15-25	46-35	Barton-22	Jokic-20	Jokic-11	Lillard-25	17,467
91	Apr 11	@Minnesota	L	106-112(OT)	31-10	15-26	46-36	Jokic-35	Jokic-10	Murray-6	Butler-31	18,978





2018-19 ROSTER

NO.	PLAYER	POS	HT	WT	COLLEGE/COUNTRY	EXP.
23	DeVaughn Akoon-Purcell	G	6-6	200	Illinois State/USA	R
5	Will Barton	G	6-6	190	Memphis/USA	6
25	Malik Beasley	G	6-5	195	Florida St./USA	2
3	Torrey Craig	F	6-6	215	USC Upstate/USA	1
6	Brandon Goodwin*	G	6-2	180	UCF/USA	R
14	Gary Harris	G	6-4	210	Michigan State/USA	4
41	Juancho Hernangomez	F	6-9	230	Movistar Estudiantes/Spain	2
15	Nikola Jokic	C	6-10	250	KK Mega Vizura/Serbia	3
20	Tyler Lydon	F	6-10	225	Syracuse/USA	1
7	Trey Lyles	F	6-10	234	Kentucky/Canada	3
4	Paul Millsap	F	6-8	246	Louisiana Tech/USA	12
11	Monte Morris	G	6-3	175	Iowa State/USA	1
27	Jamal Murray	G	6-4	207	Kentucky/Canada	2
24	Mason Plumlee	F/C	6-11	235	Duke/USA	5
1	Michael Porter Jr.	F	6-10	210	Missouri/USA	R
0	Isaiah Thomas	G	5-9	185	Washington/USA	7
8	Jarrod Vanderbilt	F	6-9	214	Kentucky/USA	R
45	Thomas Welsh*	C	7-0	255	UCLA/USA	R
34	Nick Young	G	6-7	210	USC/USA	11

*Denotes Two-Way Contract

Head Coach: Michael Malone (Loyola-MD)
Assistant Coaches: Wes Unseld Jr. (Johns Hopkins), David Adelman (Portland), Jordi Fernandez (Inefc Lleida), Ryan Bowen (Iowa), Charles Klask (Michigan State), Bob Weiss (Penn State), Mark Price (Georgia Tech)
Player Development: John Beckett (Eckerd College), Stephen Graham (Oklahoma State), Ognjen Stojakovic
Video Coordinator: Travess Armenta (Northern Colorado)
Assistant Video Coordinator: Andrew Munson (Iowa)
Video Associate: Dethie Fall
Head Athletic Trainer: Dan Shimensky (Utah)
Head Strength & Conditioning Coach: Felipe Eichenberger (N.W. Oklahoma State University)
Director of Sports Medicine: Steve Short (Dayton)
Assistant Athletic Trainer: Jason Miller (Iowa)
Assistant Strength and Conditioning Coach: Carlos Daniel (Washington State)
Physical Therapist: Matt Tuttle (NY-Upstate)
Massage Therapist: Margo Osborne

PRONUNCIATION GUIDE:

Juancho Hernangomez (hair-NAHN-gomez)

Nikola Jokic (ni-KOLA yo-kitch)

NUGGETS 2019-20 TEAM HIGHS & LOWS

	HIGH	LOW		HIGH	LOW
Points	138 vs. ATL, 11/15	85 @ HOU, 3/28	Free-Throw Percentage	1.000 (4-4) @ SAS, 3/4	.545 (12-22) @ DET, 2/4
Field Goals Made	53 vs. ATL, 11/15	31 @ HOU, 3/28	Total Rebounds	63 @ DAL, 2/22	31 (2) vs. HOU, 11/13
Field Goals Attempted	103 @ DAL, 2/22	76 (2) @ PHX, 12/29	Offensive Rebounds	21 @ DAL, 2/22	3 @ UTA, 4/9
Field Goal Percentage	.622 (51-82) vs. HOU, 2/1	.355 (33-93) @ IND, 3/24	Defensive Rebounds	45 (5) vs. WAS, 3/31	22 @ DET, 2/4
Three-Pointers Made	20 vs. CHI, 1/17	4 @ HOU, 3/28	Assists	41 vs. SAS, 4/3	17 @ MEM, 1/28
Three-Pointers Attempted	42 @ LAL, 3/6	18 vs. BKN, 11/9	Steals	19 @ GSW, 4/2	2 @ MIA, 1/8
Three-Point Percentage	.600 (18-30) vs. MIN, 3/12	.167 (4-24) @ HOU, 3/28	Turnovers	22 vs. LAC, 2/24	7 (3) @ UTA, 4/9
Free-Throws Made	33 @ LAC, 10/17	4 @ SAS, 3/4	Blocked Shots	12 @ CHA, 12/7	0 (2) vs. POR, 1/13
Free-Throws Attempted	42 (2) vs. GSW, 10/21	4 @ SAS, 3/4	Personal Fouls	31 vs. PHX, 10/20	12 (2) vs. MIN, 4/10

*Indicates NBA single game season highs/lows

OPPONENTS 2019-20 TEAM HIGHS & LOWS

	HIGH	LOW		HIGH	LOW
Points	142 by GSW, 1/15	85 (2) by SAS, 4/3	Free-Throw Percentage	1.000 (3) (14-14) by MIN, 3/12	.375 (3-8) @ GSW, 4/2
Field Goals Made	57 by GSW, 1/15	29 by PHX, 10/20	Total Rebounds	58 @ POR, 4/7	28 by CLE, 1/19
Field Goals Attempted	103 @ OKC, 11/24	70 @ MEM, 11/7	Offensive Rebounds	19 (2) by OKC, 12/14	2 by PHX, 1/25
Field Goal Percentage	.600 (57-95) by GSW, 1/15	.345 (30-87) by LAC, 2/24	Defensive Rebounds	45 by WAS, 3/31	19 by HOU, 2/1
Three-Pointers Made	22 @ HOU, 1/7	3 by LAC, 2/24	Assists	38 by GS, 1/15	13 by TOR, 12/16
Three-Pointers Attempted	49 @ ORL, 12/5	18 (2) @ IND, 3/24	Steals	15 @ SAC, 1/6	3 (3) @ NY, 3/22
Three-Point Percentage	.559 (19-34) @ BKN, 3/19	.143 (2) (3-21) by LAC, 2/24	Turnovers	24 @ GSW, 4/2	6 (2) by DET, 3/26
Free-Throws Made	34 @ CHA, 12/7	3 @ GSW, 4/2	Blocked Shots	11 (2) @ GSW, 4/2	0 by MIN, 4/10
Free-Throws Attempted	42 by BKN, 11/9	6 by MIN, 4/10	Personal Fouls	34 by OKC, 2/26	12 @ PHI, 2/8





2018-19 GAME-BY-GAME RESULTS

NO.	DATE	OPPONENT	W-L	SCORE	HOME	ROAD	TOTAL	HIGH SCORING	HIGH REBOUNDS	HIGH ASSISTS	OPP. SCORING	ATTEND.
1	Oct 17	@L.A. Clipper	W107-98	0-0	1-0	1-0	Jokic-21	Millsap-16	Jokic-5	Harris-19	19,068	
2	Oct 20	PHOENIX	W119-91	1-0	1-0	2-0	Jokic-35	Jokic-11	Jokic-11	Booker-25	19,592	
3	Oct 21	GOLDEN STATE	W100-98	2-0	1-0	3-0	G. Harris-28	Jokic-11	Jokic-6	Lurry-30	19,520	
4	Oct 23	SACRAMENTO	W126-112	3-0	1-0	4-0	Murray-19	Jokic-12	Morris-7	Bagley-20	13,214	
5	Oct 25	@L.A. Lakers	L114-121	3-0	1-1	4-1	Jokic-24	Jokic-11	Morris-7	James-28	18,997	
6	Oct 29	NEW ORLEANS	W116-111	4-0	1-1	5-1	Murray-23	Jokic-9	Jokic-10	Randle-24	15,217	
7	Oct 31	@Chicago	W108-107(OT)	4-0	2-1	6-1	Jokic-22	Jokic-12	Jokic-9	LaVine-28	19,027	
8	Nov 1	@Cleveland	W110-91	4-0	3-1	7-1	Hernangomez-23	Jokic-12	Jokic-4	Clarkson-17	19,432	
9	Nov 3	UTAH	W103-99	5-0	3-1	8-1	G. Harris-20	Jokic-10	Jokic-16	Crowder-21	19,520	
10	Nov 3	BOSTON	W105-107	5-0	3-1	9-1	Murray-48	Jokic-10	Jokic-9	Irving-31	19,520	
11	Nov 7	@Memphis	L87-89	6-0	3-2	9-2	G. Harris-20	Lyles-9	Murray-7	Casol-20	15,832	
12	Nov 9	BROOKLYN	L110-112	6-1	3-2	9-3	Jokic-37	Jokic-21	Murray-5	Jackson-23	19,520	
13	Nov 11	MILWAUKEE	L114-121	6-2	3-2	9-4	Millsap-25	Jokic-21	Morris-10	Russell-23	19,520	
14	Nov 13	HOUSTON	L99-109	6-3	3-2	9-5	Morris-19	Jokic-12	Jokic-7	Lopez-28	16,741	
15	Nov 15	ATLANTA	W138-93	7-3	3-2	10-5	Hernangomez-25	Millsap-9	Jokic-7	Capela-24	15,103	
16	Nov 17	@New Orleans	L115-125	7-3	3-3	10-6	Jokic-25	Hernangomez-11	Jokic-8	Davis-40	15,408	
17	Nov 19	@Milwaukee	L98-104	7-3	3-4	10-7	Jokic-20	Millsap-9	Murray-9	Antetokounmpo-29	17,341	
18	Nov 21	@Minnesota	W103-101	7-3	4-4	11-7	Millsap-25	Jokic-12	Jokic-10	Towns-22	15,086	
19	Nov 23	ORLANDO	W112-87	8-3	4-4	12-7	Lyles-22	Plumlee-11	Jokic-3	Ross-18	19,520	
20	Nov 24	@Oklahoma City	W105-98	8-3	5-4	13-7	Murray-22	Craig-11	Murray-8	George-24	18,203	
21	Nov 27	L.A. LAKERS	W117-85	9-3	5-4	14-7	Murray-20	Murray-20	Morris-7	Kuzma-21	19,583	
22	Nov 30	@Portland	W113-112	w	9-3	6-4	15-7	G. Harris-27	Hernangomez-11	Jokic-7	McCollum-33	19,459
23	Dec 3	@Toronto	W106-103	9-3	7-4	16-7	Jokic-23	Jokic-11	Jokic-15	Leonard-27	19,800	
24	Dec 5	@Orlando	W124-118(OT)	9-3	8-4	17-7	Murray-31	Millsap-8	Jokic-13	Fournier-26	16,636	
25	Dec 7	@Charlotte	L107-113	9-3	8-5	17-8	Murray-20	Jokic-11	Murray-7	Walker-21	13,755	
26	Dec 8	@Atlanta	L98-106	9-3	8-6	17-9	Jokic-24	Jokic-11	Morris-7	Collins-30	14,409	
27	Dec 10	MEMPHIS	W105-99	10-3	8-6	18-9	Jokic-27	Jokic-12	Jokic-6	Conley-19	15,278	
28	Dec 14	OKLAHOMA CITY	W109-98	11-3	8-6	19-9	Jokic-24	Jokic-15	Jokic-9	George-32	19,520	
29	Dec 16	TORONTO	W95-86	12-3	8-6	20-9	Jokic-26	Jokic-10	Murray-4	Leonard-29	19,520	
30	Dec 18	DALLAS	W126-118	13-3	8-6	21-9	Jokic-32	Jokic-16	Murray-15	Barnes-30	15,764	
31	Dec 22	@L.A. Clipper	L111-132	13-3	8-7	21-10	Jokic-19	Plumlee-9	Morris-5	Harris-21	16,571	
32	Dec 26	@San Antonio	L103-111	13-3	8-8	21-11	Hernangomez-27	Hernangomez-13	Jokic-10	Gallinari-21	18,408	
33	Dec 28	SAN ANTONIO	W102-99	14-3	8-8	22-11	Murray-31	Plumlee-12	Jokic-9	Aldridge-24	20,076	
34	Dec 29	@Phoenix	W122-118	14-3	9-8	23-11	Murray-46	Hernangomez-9	Jokic-9	Ayton-33	14,975	
35	Jan 1	NEW YORK	W115-108	15-6	9-8	24-11	Beasley-23	Jokic-14	Jokic-15	Kornet-19	19,520	
36	Jan 3	@Sacramento	W117-113	15-6	10-8	25-11	Beasley-20	Jokic-13	Murray-6	Hield-29	17,583	
37	Jan 5	CHARLOTTE	W123-110	16-3	10-8	26-11	Jokic-39	Jokic-12	Murray-7	Walker-20	19,861	
38	Jan 7	@Houston	L113-125	16-3	10-9	26-12	Jokic-24	Jokic-13	Morris-5	Harden-32	18,055	
39	Jan 8	@Miami	W105-98	16-3	11-9	27-12	Craig-16	Jokic-10	Jokic-10	Walters-15	19,600	
40	Jan 10	L.A. CLIPPERS	W121-100	17-3	11-9	28-12	Murray-23	Jokic-14	Jokic-10	Williams-19	15,742	
41	Jan 12	@Phoenix	L93-102	17-3	11-9	28-13	Jokic-23	Murray-11	Murray-5	Oubre-26	15,246	
42	Jan 13	PORTLAND	W116-113	18-3	11-10	29-13	Jokic-40	Jokic-10	Jokic-6	Lillard-26	19,520	
43	Jan 15	GOLDEN STATE	L111-142	18-4	11-10	29-14	Beasley-22	Jokic-8	Barton-8	Curry-31	19,896	
44	Jan 17	CHICAGO	W135-105	19-4	11-10	30-14	Murray-25	Beasley-9	Jokic-11	Thompson-31	17,289	
45	Jan 19	CLEVELAND	W124-102	20-4	11-10	31-14	Murray-26	Jokic-11	Jokic-12	Zizic-23	19,520	
46	Jan 23	@Utah	L108-114	20-4	11-11	31-15	Jokic-28	Jokic-21	Jokic-6	Mitchell-35	18,306	
47	Jan 25	PHOENIX	W132-95	21-4	11-11	32-15	Millsap-20	Hernangomez-10	Plumlee-6	Booker-35	17,425	
48	Jan 26	PHILADELPHIA	W126-110	22-4	11-11	33-15	Jokic-32	Jokic-18	Jokic-10	Redick-22	19,673	
49	Jan 28	@Memphis	W95-92	22-4	12-11	34-15	Jokic-24	Plumlee-7	Jokic-3	Gasol-28	12,917	
50	Jan 30	@New Orleans	W105-99	22-4	13-11	35-15	Beasley-22	Jokic-13	Jokic-10	Holiday-22	14,211	
51	Feb 1	HOUSTON	W130-122	23-4	13-11	36-15	Beasley-35	Jokic-16	Jokic-9	Harden-30	20,106	
52	Feb 2	@Minnesota	W107-106	23-4	14-11	37-15	Beasley-22	Jokic-16	Morris-10	Towns-31	17,208	
53	Feb 4	@Detroit	L103-129	23-4	14-12	37-16	Lyles-20	Plumlee-11	Barton-7	Drummond-27	12,589	
54	Feb 6	@Brooklyn	L130-135	23-4	14-13	37-17	Jokic-23	Jokic-14	Murray-11	Booker-27	14,516	
55	Feb 8	@Philadelphia	L105-117	23-4	14-14	37-18	Jokic-21	Jokic-10	Jokic-10	Redick-34	20,627	
56	Feb 11	MIAMI	W103-87	24-4	14-14	38-18	Jokic-23	Jokic-12	Morris-7	Winslow-15	18,378	
57	Feb 13	SACRAMENTO	W120-118	25-4	14-14	39-18	Beasley-23	Jokic-18	Jokic-11	Hield-25	19,938	
58	Feb 22	@Dallas	W114-104	25-4	15-14	40-18	Millsap-25	Millsap-13	Jokic-8	Brunson-22	20,382	
59	Feb 24	L.A. CLIPPERS	W123-96	26-4	15-14	41-18	Jokic-22	Plumlee-16	Murray-6	Williams-24	19,956	
60	Feb 26	OKLAHOMA CITY	W121-112	27-4	15-14	42-18	Jokic-36	Millsap-10	Jokic-10	George-25	18,378	
61	Feb 28	UTAH	L104-111	27-5	15-14	42-19	Barton-21	Barton-13	Jokic-7	Mitchell-24	19,520	
62	Mar 2	NEW ORLEANS	L112-120	27-6	15-14	42-20	Murray-21	Jokic-13	Jokic-7	Holiday-29	19,978	
63	Mar 4	@San Antonio	L103-104	27-6	15-15	42-21	Murray-25	Millsap-11	Murray-8	DeRozan-24	18,354	
64	Mar 6	@L.A. Lakers	W115-99	27-6	16-15	43-21	Barton-23	Jokic-17	Jokic-8	James-31	18,997	
65	Mar 8	@Golden State	L105-122	27-6	16-16	43-22	Morris-17	Plumlee-12	Morris-6	Thompson-39	19,936	
66	Mar 12	MINNESOTA	W133-107	28-6	16-16	44-22	Beasley-17	Jokic-8	Plumlee-8	Towns-34	16,874	
67	Mar 14	DALLAS	W100-99	29-6	16-16	45-22	Murray-30	Jokic-14	Jokic-8	Doncic-24	19,520	
68	Mar 16	INDIANA	W102-100	30-6	16-16	46-22	Jokic-26	Millsap-13	Barton-5	I. Young-18	19,856	
69	Mar 18	@Boston	W114-105	30-6	17-16	47-22	Jokic-21	Jokic-13	Jokic-7	Irving-30	18,624	
70	Mar 21	@Washington	W113-108	30-6	18-16	48-22	Tied with-15	Plumlee-11	Jokic-11	Beal-25	15,966	
71	Mar 22	@New York	W111-93	30-6	19-16	49-22	Jokic-21	Jokic-17	Murray-5	Mudry-21	19,290	
72	Mar 24	@Indiana	L88-124	30-6	19-17	49-23	Jokic-19	Jokic-11	Jokic-8	Bogdanovic-35	17,923	
73	Mar 26	DETROIT	W95-92	31-6	19-17	50-23	Murray-33	Jokic-15	Murray-5	Griffin-29	19,520	
74	Mar 28	@Houston	L85-112	31-6	19-18	50-24	Murray-20	Jokic-8	Jokic-6	Harden-38	18,055	
75	Mar 29	@Oklahoma City	W115-105	31-6	20-18	51-24	Murray-27	Plumlee-8	Murray-9	Westbrook-27	18,230	
76	Mar 31	WASHINGTON	L90-95	31-7	20-18	51-25	Jokic-23	Millsap-15	Barton-4	Brown-24	17,356	
77	Apr 2	@Golden State	L102-116	31-7	20-19	51-26	Murray-17	Millsap-8	Jokic-6	Cousins-28	19,596	
78	Apr 3	SAN ANTONIO	W113-85	32-7	20-19	52-26	Jokic-20	Jokic-11	Murray-11	Aldridge-16	17,643	
79	Apr 5	PORTLAND	W119-110	33-7	20-19	53-26	Millsap-25	Jokic-13	Jokic-9	Kanter-24	19,928	
80	Apr 9	@Portland	L108-115	33-7	20-20	53-27	G. Harris-18	Plumlee-11	Jokic-6	Lillard-39	19,880	
81	Apr 9	UTAH	L106-118	34-7	20-21	54-28	Beasley-25	Plumlee-8	Plumlee-8	Mitchell-46	18,306	
82	Apr 10	MINNESOTA	W99-98	34-7	20-21	54-28	Wiggins-25	Jokic-14	Murray-5	Murray-25	16,822	
83	Apr 13	SAN ANTONIO	L96-101	0-1	0-0	0-1	G. Harris-20	Jokic-14	Jokic-14	DeRozan-18	19,520	
84	Apr 16	SAN ANTONIO	W114-105	1-1	0-0	1-1	Murray-24	Jokic-13	Jokic-8	DeRozan-31	19,520	
85	Apr 18	@San Antonio	L108-118	1-1	0-1	1-2	Jokic-22	Beasley-9	Morris-7	D. White-36	18,354	
86	Apr 20	@San Antonio	W117-103	1-1	1-1	2-2	Jokic-29	Jokic-12	Jokic-8	Aldridge-24	18,354	
87	Apr 23	SAN ANTONIO	W108-90	2-1	1-1	3-2	Murray-23	Jokic-11	Jokic-8	Aldridge-17	19,520	
88	Apr 25	@San Antonio	L103-120	2-1	1-2	3-3	Jokic-43	Jokic-12	Jokic-9	Aldridge-26	18,354	
89	Apr 27	SAN ANTONIO	W90-86	3-1	1-2	4-3	Murray-23	Jokic-15	Jokic-10	Gay-21	19,725	
90	Apr 29	PORTLAND	W121-113	4-1	1-2	5-3	Jokic-37	Jokic-9	Murray-8	Lillard-39	19,520	
91	May 1	PORTLAND	L90-91	4-1	1-2	5-3	Jokic-37	Jokic-16	Murray-8	McCollum-20	19,520	
92	May 3	@Portland	L137-140(4OT)	4-2	1-3	5-5	Murray-34	Jokic-18	Jokic-14	McCollum-41	20,193	
93	May 5	@Portland	W116-112	4-2	2-3	6-5						



2019-20 ROSTER

NO.	PLAYER	POS	HT	WT	COLLEGE/COUNTRY	EXP.
5	Will Barton	G	6-6	190	Memphis/USA	7
6	Keita Bates-Diop	F	6-8	229	Ohio State/USA	1
10	Bol Bol	F	7-2	220	Oregon/Sudan	R
31	Vlatko Cancar	F	6-8	236	KK Mega Bemax/Slovenia	R
25	Tyler Cook	F	6-8	225	Iowa/USA	R
3	Torrey Craig	F	6-6	215	USC Upstate/USA	2
30	Troy Daniels	G	6-4	200	VCU/USA	6
35	PJ Dozier	G	6-6	205	South Carolina/USA	2
9	Jerami Grant	F	6-8	210	Syracuse/USA	5
14	Gary Harris	G	6-4	210	Michigan State/USA	5
15	Nikola Jokic	C	6-10	250	KK Mega Vizura/Serbia	4
4	Paul Millsap	F	6-8	246	Louisiana Tech/USA	13
11	Monte Morris	G	6-3	175	Iowa State/USA	2
27	Jamal Murray	G	6-4	207	Kentucky/Canada	3
24	Mason Plumlee	F/C	6-11	235	Duke/USA	6
1	Michael Porter Jr.	F	6-10	210	Missouri/USA	1
32	Noah Vonleh	C	6-10	257	Indiana/USA	5

*Denotes Two-Way Contract

Head Coach:	Michael Malone (Loyola-MD)
Assistant Coaches:	Wes Unseld Jr. (Johns Hopkins), David Adelman (Portland), Jordi Fernandez (Inefc Lleida), Ryan Bowen (Iowa), Charles Klask (Michigan State), John Beckett (Eckerd College)
Director Player Development:	Ognjen Stojakovic (Serbia)
Player Development:	Stephen Graham (Oklahoma State), Boniface N'Dong
Special Assistant to the Head Coach:	Andrew Munson (Iowa)
Assistant Video Coordinator:	Travess Armenta (Northern Colorado)
Video Room Associate:	Jordan Bickerstaff (Whittier College)
Director of Sports Medicine:	Steve Short (Dayton)
Head Athletic Trainer:	Dan Shimensky (Utah)
Head Strength and Conditioning Coach:	Felipe Eichenberger (N.W. Oklahoma State University)
Assistant Strength and Conditioning Coach:	Claus Antunes de Souza (Tulsa)
Associate Head Athletic Trainer:	Jason Miller (Iowa)
Physical Therapist/Lead Sports Scientist:	Matt Tuttle (NY-Upstate)
Massage Therapist:	Margo Osborne

PRONUNCIATION GUIDE:

Vlatko Cancar (CHAN-char)

Nikola Jokic (ni-KOLA yo-kitch)

NUGGETS 2019-20 TEAM HIGHS & LOWS

	HIGH	LOW		HIGH	LOW
Points	134 (2) vs. UTA, 8/8	91 @ ORL, 11/2	Free-Throw Percentage	1.000 (2) (9-9) @ MIL, 1/31	.375 (3-8) @ CLE, 3/7
Field Goals Made	53 vs. MIN, 2/23	27 @ ORL, 11/2	Total Rebounds	62 vs. BKN, 11/14	33 (2) @ CLE, 3/7
Field Goals Attempted	108 vs. UTA, 8/8 (20T)	73 @ ORL, 11/2	Offensive Rebounds	24 @ NOP, 1/24	3 (3) @ DAL, 3/11
Field Goal Percentage	.589 (53-90) vs. MIN, 2/23	.367 (36-98) @ SAC, 10/28	Defensive Rebounds	48 (2) vs. WAS, 11/26	24 (2) @ CLE, 3/7
Three-Pointers Made	22 @ MIL, 1/31	3 (2) vs. GSW, 3/3	Assists	38 (2) vs. TOR, 3/1	15 @ ORL, 11/2
Three-Pointers Attempted	46 @ MIL, 1/31	19 vs. DET, 2/25	Steals	15 @ CLE, 3/7	4 (6) vs. LAC, 8/12
Three-Point Percentage	.565 (13-23) @ LAL, 8/10	.130 (3-23) vs. IND, 1/19	Turnovers	21 (2) @ GSW, 1/16 (OT)	0 @ CLE, 3/7
Free-Throws Made	30 @ OKC, 8/3	3 @ CLE, 3/7	Blocked Shots	32 vs. MIA, 8/1	9 vs. NYK, 12/15
Free-Throws Attempted	39 (2) @ OKC, 8/3	8 (2) @ DAL, 3/11	Personal Fouls	37 @ NYK, 12/5	1 (2) @ DAL, 1/8

OPPONENTS 2019-20 TEAM HIGHS & LOWS

	HIGH	LOW		HIGH	LOW
Points	132 (2) by UTA, 8/8 (20T)	86 by CHA, 1/15	Free-Throw Percentage	1.000 (2) (23-23) @ PHX, 2/8	.429 (6-14) @ MEM, 1/28
Field Goals Made	50 @ WAS, 1/4	32 (2) by HOU, 11/20	Total Rebounds	56 by LAL, 12/3	32 @ LAL, 8/10
Field Goals Attempted	105 by UTA, 8/8 (20T)	72 by MIA, 8/1	Offensive Rebounds	18 (2) @ HOU, 1/22	2 @ NOP, 10/31
Field Goal Percentage	.561 (46-82) @ MEM, 1/28	.351 (34-97) @ MIN, 11/10 (OT)	Defensive Rebounds	44 (2) by BKN, 11/14	18 @ LAL, 8/10
Three-Pointers Made	23 by POR, 8/6	6 (5) @ MEM, 1/28	Assists	36 @ GSW, 1/16 (OT)	13 @ POR, 10/23
Three-Pointers Attempted	55 by UTA, 8/8 (20T)	16 @ WAS, 1/4	Steals	12 (6) @ OKC, 2/21	1 (2) by IND, 1/19
Three-Point Percentage	.590 (23-39) by POR, 8/6	.133 (6-45) @ MIN, 11/10 (OT)	Turnovers	23 by UTA, 8/8 (20T)	7 (3) by LAC, 8/12
Free-Throws Made	32 by MIA, 8/1	6 @ MEM, 1/28	Blocked Shots	11 @ MEM, 1/28	0 @ PHX, 12/23
Free-Throws Attempted	37 by MIA, 8/1	8 @ BOS, 12/6	Personal Fouls	29 @ LAC, 2/28	2 @ CLE, 3/7





2019-20 GAME-BY-GAME RESULTS

NO.	DATE	OPPONENT	W-L	SCORE	HOME	ROAD	TOTAL	HIGH SCORING	HIGH REBOUNDS	HIGH ASSISTS	OPP. SCORING	ATTEND.
1	Oct 23	@Portland	W	108-100	0-0	1-0	1-0	Jokic-20	Jokic-13	Murray-6	Lillard-32	19,991
2	Oct 25	PHOENIX	W	108-107(OT)	1-0	1-0	2-0	Murray-27	Jokic-14	Jokic-12	Oubre-23	19,557
3	Oct 28	@Sacramento	W	101-94	1-0	2-0	3-0	Murray-18	Jokic-13	Tied with-3	Holmes-24	15,870
4	Oct 29	DALLAS	L	106-109	1-1	2-0	3-1	Millsap-23	Barton-11	Jokic-10	Kleber-14	16,605
											Hardaway-14	
5	Oct 31	@New Orleans	L	107-122	1-1	2-1	3-2	Porter-15	Plumlee-7	Morris-8	Okafor-26	16,613
6	Nov 2	@Orlando	W	91-87	1-1	3-1	4-2	Murray-22	Millsap-11	Harris-4	Vucevic-24	17,025
											Jokic-4	
7	Nov 5	MIAMI	W	109-89	2-1	3-1	5-2	Murray-21	Barton-10	Morris-8	Butler-16	18,010
8	Nov 8	PHILADELPHIA	W	100-97	3-1	3-1	6-2	Jokic-26	Jokic-10	Murray-11	Embiid-19	19,520
9	Nov 10	@Minnesota	W	100-98(OT)	3-1	4-1	7-2	Jokic-20	Barton-12	Jokic-7	Towns-25	13,553
											Wiggins-25	
10	Nov 12	ATLANTA	L	121-125	3-2	4-1	7-3	Barton-21	Barton-9	Murray-8	Young-42	18,327
11	Nov 14	BROOKLYN	W	101-93	4-2	4-1	8-3	Millsap-18	Jokic-10	Morris-7	Allen-17	18,394
								Jokic-18			Irving-17	
											Dinwiddie-17	
12	Nov 17	@Memphis	W	131-114	4-2	5-1	9-3	Murray-39	Plumlee-7	Jokic-8	Ja. Jackson-22	14,227
											Murray-9	
13	Nov 20	HOUSTON	W	105-95	5-2	5-1	10-3	Jokic-27	Jokic-12	Murray-9	Harden-27	17,778
14	Nov 22	BOSTON	W	96-92	6-2	5-1	11-3	Murray-22	Jokic-16	Jokic-10	Brown-22	19,520
15	Nov 24	PHOENIX	W	116-104	7-2	5-1	12-3	Millsap-23	Jokic-13	Jokic-5	Diallo-22	19,520
16	Nov 26	WASHINGTON	W	117-104	8-2	5-1	13-3	Grant-20	Jokic-20	Barton-8	McRae-21	18,673
17	Nov 30	@Sacramento	L	97-100(OT)	8-2	5-2	13-4	Harris-25	Barton-12	Jokic-6	Barnes-30	17,583
											Murray-6	
18	Dec 3	LA. LAKERS	L	96-105	8-3	5-2	13-5	Murray-22	Millsap-8	Jokic-8	James-25	19,658
											Davis-25	
19	Dec 5	@New York	W	129-92	8-3	6-2	14-5	Barton-17	Plumlee-11	Jokic-8	Robinson-17	18,171
20	Dec 6	@Boston	L	95-108	8-3	6-3	14-6	Jokic-30	Jokic-10	Harris-4	Tatum-26	19,156
											Jokic-4	
21	Dec 8	@Brooklyn	L	102-105	8-3	6-4	14-7	Jokic-24	Jokic-11	Jokic-6	Dinwiddie-24	16,679
22	Dec 10	@Philadelphia	L	92-97	8-3	6-5	14-8	Barton-26	Barton-7	Jokic-11	Embiid-22	20,591
											Jokic-7	
23	Dec 12	PORTLAND	W	114-99	9-3	6-5	15-8	Jokic-20	Barton-11	Morris-7	Whiteside-33	18,828
								Grant-20	Jokic-11			
24	Dec 14	OKLAHOMA CITY	W	110-102	10-3	6-5	16-8	Jokic-28	Jokic-14	Jokic-12	Schroder-22	19,520
25	Dec 15	NEW YORK	W	111-105	11-3	6-5	17-8	Jokic-25	Jokic-10	Plumlee-6	Morris-22	18,867
26	Dec 18	ORLANDO	W	113-104	12-3	6-5	18-8	Murray-33	Millsap-12	Jokic-12	Vucevic-20	18,182
27	Dec 20	MINNESOTA	W	109-100	13-3	6-5	19-8	Murray-28	Jokic-10	Jokic-10	Wiggins-19	19,520
28	Dec 22	@L.A. Lakers	W	128-104	13-3	7-5	20-8	Millsap-21	Barton-13	Tied with-5	Davis-32	18,997
29	Dec 23	@Phoenix	W	113-111	13-3	8-5	21-8	Murray-28	Jokic-12	Jokic-10	Rubio-21	16,041
30	Dec 25	NEW ORLEANS	L	100-112	13-4	8-5	21-9	Jokic-23	Jokic-10	Morris-6	Ingram-31	19,520
31	Dec 28	MEMPHIS	W	119-110	14-4	8-5	22-9	Jokic-31	Jokic-10	Jokic-10	Ja. Jackson-20	19,697
32	Dec 29	SACRAMENTO	W	120-115	15-4	8-5	23-9	Barton-19	Jokic-8	Murray-7	Bjelica-27	19,520
								Porter-19	Jokic-21			
33	Dec 31	@Houston	L	104-130	15-4	8-6	23-10	Jokic-21	Barton-9	Barton-7	Harden-35	18,055
									Millsap-9			
34	Jan 2	@Indiana	W	124-116	15-4	9-6	24-10	Porter-25	Barton-10	Murray-7	Lamb-30	16,688
35	Jan 4	@Washington	L	114-128	15-4	9-7	24-11	Murray-39	Jokic-10	Jokic-4	Smith-32	16,233
											Murray-4	
36	Jan 6	@Atlanta	W	123-115	15-4	10-7	25-11	Jokic-47	Barton-9	Murray-8	Young-29	15,286
37	Jan 8	@Dallas	W	107-106	15-4	11-7	26-11	Jokic-33	Hernangomez-7	Jokic-7	Doncic-27	20,314
38	Jan 11	CLEVELAND	L	103-111	15-5	11-7	26-12	Murray-24	Jokic-12	Jokic-5	Sexton-25	19,533
39	Jan 12	L.A. CLIPPERS	W	114-104	16-5	11-7	27-12	Jokic-20	Jokic-15	Morris-6	Leonard-30	19,520
											Jokic-6	
40	Jan 15	CHARLOTTE	W	100-86	17-5	11-7	28-12	Porter-19	Jokic-8	Jokic-8	Rozier-20	19,520
									Porter-8			
41	Jan 16	@Golden State	W	134-131(OT)	17-5	12-7	29-12	Barton-31	Plumlee-15	Jokic-8	Burks-25	18,064
42	Jan 19	INDIANA	L	107-115	17-6	12-7	29-13	Jokic-30	Jokic-10	Barton-5	McDemott-24	19,520
											Morris-5	
43	Jan 20	@Minnesota	W	107-100	17-6	13-7	30-13	Porter-20	Porter-14	Morris-8	Towns-28	12,172
44	Jan 22	@Houston	L	105-121	17-6	13-8	30-14	Jokic-19	Jokic-12	Jokic-10	Westbrook-28	18,055
45	Jan 24	@New Orleans	W	113-106	17-6	14-8	31-14	Jokic-27	Jokic-12	Jokic-7	Redick-18	16,398
46	Jan 26	HOUSTON	W	117-110	18-6	14-8	32-14	Grant-25	Jokic-12	Jokic-11	Westbrook-32	19,520
47	Jan 28	@Memphis	L	96-104	18-6	14-9	32-15	Jokic-25	Jokic-13	Morris-6	Brooks-24	14,365
48	Jan 30	UTAH	W	106-100	19-6	14-9	33-15	Jokic-28	Porter-12	Jokic-10	Clarkson-37	19,520
49	Jan 31	@Milwaukee	W	127-115	19-6	15-9	34-15	Barton-24	Porter-11	Jokic-9	G. Antetokounmpo-3	18,141
50	Feb 2	@Detroit	L	123-128(OT)	19-6	15-10	34-16	Jokic-39	Jokic-10	Jokic-11	Drummond-21	15,488
51	Feb 4	PORTLAND	W	127-99	20-6	15-10	35-16	Jokic-29	Jokic-13	Jokic-9	Lillard-21	19,520
52	Feb 5	@Utah	W	98-95	20-6	16-10	36-16	Murray-31	Jokic-21	Jokic-10	Conley-21	18,306
53	Feb 8	@Phoenix	W	117-108	20-6	17-10	37-16	Murray-36	Millsap-11	Jokic-6	Ayton-28	16,843
54	Feb 10	SAN ANTONIO	W	127-120	21-6	17-10	38-16	Murray-26	Jokic-8	Jokic-13	Aldridge-33	19,520
55	Feb 12	LA. LAKERS	L	116-120(OT)	21-7	17-10	38-17	Murray-32	Jokic-11	Murray-10	Davis-33	19,860
56	Feb 21	@Oklahoma City	L	101-113	21-7	17-11	38-18	Jokic-32	Barton-9	Barton-5	Paul-29	18,203
											Jokic-5	
57	Feb 23	MINNESOTA	W	128-116	22-7	17-11	39-18	Millsap-25	Millsap-7	Tied with-6	Martin-21	19,626
									Jokic-7			
58	Feb 25	DETROIT	W	115-98	23-7	17-11	40-18	Grant-29	Porter-8	Murray-8	Wood-20	19,143
											Rose-20	
59	Feb 28	@L.A. Clippers	L	103-132	23-7	17-12	40-19	Jokic-21	Jokic-9	Barton-4	George-24	19,068
60	Mar 1	TORONTO	W	133-118	24-7	17-12	41-19	Jokic-23	Jokic-18	Jokic-11	Anunoby-32	19,777
61	Mar 3	GOLDEN STATE	L	100-116	24-8	17-12	41-20	Barton-18	Jokic-13	Jokic-7	Paschall-22	19,520
								Millsap-18			Wiggins-22	
62	Mar 5	@Charlotte	W	114-112	24-8	18-12	42-20	Murray-18	Jokic-11	Jokic-8	Graham-27	13,311
63	Mar 7	@Cleveland	L	102-104	24-8	18-13	42-21	Barton-22	Barton-8	Jokic-8	Love-27	19,432
									Jokic-8			
64	Mar 9	MILWAUKEE	W	109-95	25-8	18-13	43-21	Murray-21	Millsap-10	Jokic-7	Korver-23	19,838
65	Mar 11	@Dallas	L	97-113	25-8	18-14	43-22	Murray-25	Jokic-13	Jokic-8	Marjanovic-31	20,302
66	Aug 1	MIAMI	L	105-125	25-9	18-14	43-23	Jokic-19	Jokic-7	Jokic-6	Adebayo-22	1
								Grant-19			Butler-22	
67	Aug 3	@Oklahoma City	W	121-113(OT)	25-9	19-14	44-23	Porter-37	Jokic-12	Jokic-10	Gilgeous-Alexand-2	1
									Porter-12			
68	Aug 5	@San Antonio	W	132-126	25-9	20-14	45-23	Porter-30	Porter-15	Jokic-11	Gay-24	1
69	Aug 6	PORTLAND	L	115-125	25-10	20-14	45-24	Porter-27	Porter-12	Jokic-13	Lillard-45	1
70	Aug 8	UTAH	W	134-132(2OT)	26-10	20-14	46-24	Jokic-30	Murray-12	Jokic-8	Mitchell-35	1
71	Aug 10	@L.A. Lakers	L	121-124	26-10	20-15	46-25	Dozier-18	Bol-5	Plumlee-5	James-29	1
72	Aug 12	L.A. CLIPPERS	L	111-124	26-11	20-15	46-26	Grant-25	Jokic-7	Jokic-13	George-27	1
73	Aug 14	@Toronto	L	109-117	26-11	20-16	46-27	Dozier-20	Morris-6	Dozier-8	Johnson-23	1
									Bates-Diop-6			





2020-21 ROSTER

NO.	PLAYER	POS	HT	WT	COLLEGE/COUNTRY	EXP.
5	Will Barton	G	6-6	190	Memphis/USA	8
10	Bol Bol	F	7-2	220	Oregon/Sudan	1
7	Facundo Campazzo	G	5-11	165	Real Madrid/Argentina	R
31	Vlatko Cancar	F	6-8	236	KK Mega Bemax/Slovenia	1
35	PJ Dozier	G	6-6	205	South Carolina/USA	3
50	Aaron Gordon	F	6-8	235	Arizona/USA	6
0	JaMychal Green	F	6-8	227	Alabama/USA	6
3	Shaquille Harrison*	G	6-7	190	Tulsa/USA	3
00	Markus Howard*	G	5-11	180	Marquette/USA	R
15	Nikola Jokic	C	6-10	250	KK Mega Vizura/Serbia	5
34	JaVale McGee	C	7-0	250	Nevada/USA	12
4	Paul Millsap	F	6-8	246	Louisiana Tech/USA	14
11	Monte Morris	G	6-3	175	Iowa State/USA	3
27	Jamal Murray	G	6-4	207	Kentucky/Canada	4
22	Zeke Nnaji	F	6-11	240	Arizona/USA	R
1	Michael Porter Jr.	F	6-10	210	Missouri/USA	2
25	Austin Rivers	G	6-4	200	Duke/USA	8

*Denotes Two-Way Contract

Head Coach: Michael Malone (Loyola-MD)
Associate Head Coach: Wes Unseld Jr. (Johns Hopkins)
Assistant Coaches: David Adelman (Portland), Jordi Fernandez (Inefc Lleida), Ryan Bowen (Iowa), Charles Klask (Michigan State), John Beckett (Eckerd College)
Director Player Development: Ognjen Stojakovic (Serbia)
Player Development: Stephen Graham (Oklahoma State), Boniface N'Dong
Special Assistant to the Head Coach: Andrew Munson (Iowa)
Assistant Video Coordinator: Travess Armenta (Northern Colorado)
Video Room Associate: Jordan Bickerstaff (Whittier College)
Director of Sports Medicine: Steve Short (Dayton)
Head Athletic Trainer: Dan Shimensky (Utah)
Head Strength and Conditioning Coach: Felipe Eichenberger (N.W. Oklahoma State University)
Assistant Strength and Conditioning Coach: Claus Antunes de Souza (Tulsa)
Associate Head Athletic Trainer: Jason Miller (Iowa)
Physical Therapist/Lead Sports Scientist: Matt Tuttle (NY-Upstate)
Massage Therapist: Stephanie Jackson

PRONUNCIATION GUIDE:

Vlatko Cancar (CHAN-char)

Nikola Jokic (ni-KOLA yo-kitch)

NUGGETS 2020-21 TEAM HIGHS & LOWS

	HIGH	LOW		HIGH	LOW
Points	139 vs. MEM, 4/19 (20T)	87 vs. BOS, 4/11	Free-Throw Percentage	1.000 (11-11) at MIA, 1/27	.562 (18-32) vs. HOU, 12/28
Field Goals Made	56 vs. DET, 4/6	32 vs. BOS, 4/11	Total Rebounds	65 at PHX, 1/23 (20T)	32 (2) at BKN, 1/12
Field Goals Attempted	105 vs. OKC, 1/19	77 at IND, 3/4	Offensive Rebounds	23 vs. UTA, 1/17	1 vs. HOU, 4/24
Field Goal Percentage	.600 (51-85) vs. CLE, 2/10	.364 (32-88) vs. BOS, 4/11	Defensive Rebounds	53 at PHX, 1/23 (20T)	22 vs. LAC, 12/25
Three-Pointers Made	19 (2) vs. LAL, 2/14	6 (2) at LAL, 5/3	Assists	37 vs. CHA, 3/17	19 at LAL, 2/4
Three-Pointers Attempted	47 vs. LAL, 2/14	24 at LAL, 5/3	Steals	14 vs. NOP, 4/28	2 at LAC, 5/1
Three-Point Percentage	.643 (18-28) vs. UTA, 1/31	.231 (6-26) at PHX, 1/22 (OT)	Turnovers	24 vs. MEM, 4/19 (20T)	1 vs. POR, 2/23
Free-Throws Made	33 vs. MIN, 1/5	5 at NOP, 3/26	Blocked Shots	11 vs. SAC, 12/23 (OT)	1 (6) vs. BKN, 5/8
Free-Throws Attempted	45 vs. MIN, 1/5	7 at NOP, 3/26	Personal Fouls	28 vs. NOP, 3/21	10 (2) at MEM, 3/12

OPPONENTS 2020-21 TEAM HIGHS & LOWS

	HIGH	LOW		HIGH	LOW
Points	137, MEM, 4/19 (20T)	82 at MIA, 1/27	Free-Throw Percentage	1.000 (3) (8-8), at MEM, 3/12	.571 (16-28), UTA, 1/17
Field Goals Made	51, MEM, 4/19 (20T)	30 at MIA, 1/27	Total Rebounds	54, SAC, 12/23 (OT)	30 (2), MIA, 4/14
Field Goals Attempted	107, MEM, 4/19 (20T)	66, BKN, 5/8	Offensive Rebounds	20 at PHI, 1/9	2 (2), BKN, 5/8
Field Goal Percentage	.621 (41-66), BKN, 5/8	.375 (30-80) at MIA, 1/27	Defensive Rebounds	45 at GSW, 4/23	21 at CLE, 2/19
Three-Pointers Made	24 at TOR, 3/24	4, MEM, 4/26	Assists	40 at GSW, 4/23	17 at LAC, 4/1
Three-Pointers Attempted	53 at PHX, 1/23 (20T)	21 at NYK, 1/10	Steals	15, MEM, 4/19 (20T)	0, POR, 2/23
Three-Point Percentage	.516 (16-31), BKN, 5/8	.125 (4-32), MEM, 4/26	Turnovers	22 at BOS, 2/16	6 at LAC, 5/1
Free-Throws Made	33, UTA, 1/31	6 at PHI, 1/9	Blocked Shots	10, NYK, 5/5	1 (5), HOU, 4/24
Free-Throws Attempted	39, UTA, 1/31	8 at MEM, 3/12	Personal Fouls	32, LAC, 12/25	11 (2) at NOP, 3/27



SEASON BY SEASON



NO.	DATE	OPPONENT	W-L	SCORE	HOME	ROAD	TOTAL	HIGH SCORING	HIGH REBOUNDS	HIGH ASSISTS	OPP. SCORING	ATTEND.
1	Dec 23	SACRAMENTO	L122-124(OT)	0-1	0-0	0-1	Jokic-29	Jokic-15	Jokic-14	Hield-22		
2	Dec 25	L.A. CLIPPERS	L108-121	0-2	0-0	0-2	Jokic-24	Jokic-9	Jokic-10	George-23		
3	Dec 28	HOUSTON	W124-111	1-2	0-0	1-2	Murray-21	Jokic-12	Jokic-18	Harden-34		
4	Dec 29	@Sacramento	L115-125	1-2	0-1	1-3	Porter-30	Porter-10	Jokic-12	Fox-24		
5	Jan 1	PHOENIX	L103-106	1-3	0-1	1-4	Murray-31	Jokic-10	Jokic-11	Ayton-22		
6	Jan 3	@Minnesota	W124-109	1-3	1-1	2-4	Murray-36	Jokic-12	Jokic-12	Booker-22		
7	Jan 5	MINNESOTA	W123-116	2-3	1-1	3-4	Jokic-35	Jokic-15	Jokic-6	Beasley-25		
8	Jan 7	DALLAS	L117-124(OT)	2-4	1-1	3-5	Jokic-38	Jokic-11	Murray-9	Russell-33		
9	Jan 9	@Philadelphia	W115-103	2-4	2-1	4-5	Harris-21	Jokic-9	Jokic-12	Doncic-38		
10	Jan 10	@New York	W114- 89	2-4	3-1	5-5	Jokic-22	Jokic-10	Jokic-5	Maxe-39		
11	Jan 12	@Brooklyn	L116-122	2-4	3-2	5-6	Jokic-23	Jokic-8	Jokic-11	Randle-29		
12	Jan 14	GOLDEN STATE	W114-104	3-4	3-2	6-6	Jokic-23	Jokic-14	Jokic-10	Durant-34		
13	Jan 17	UTAH	L105-109	3-5	3-2	6-7	Jokic-35	Jokic-14	Jokic-9	Curry-35		
14	Jan 19	OKLAHOMA CITY	W119-101	4-5	3-2	7-7	Jokic-27	Jokic-12	Barton-6	Clarkson-23		
15	Jan 22	@Phoenix	W130-126(OT)	4-5	4-2	8-7	Jokic-31	Millsap-12	Jokic-6	Dort-20		
16	Jan 23	@Phoenix	W120-112(2OT)	4-5	5-2	9-7	Jokic-29	Jokic-10	Murray-9	Booker-31		
17	Jan 25	@Dallas	W117-113	4-5	6-2	10-7	Porter-30	Jokic-10	Morris-6	Paul-21		
18	Jan 27	@Miami	W109- 82	4-5	7-2	11-7	Jokic-21	Jokic-11	Harris-7	Crowder-21		
19	Jan 29	@San Antonio	L109-119	4-5	7-3	11-8	Jokic-35	Jokic-10	Murray-7	Doncic-35		
20	Jan 31	UTAH	W128-117	5-5	7-3	12-8	Jokic-47	Jokic-12	Barton-6	DeRozan-30		
21	Feb 4	@L.A. Lakers	L 93-114	5-5	7-4	12-9	Murray-20	Millsap-10	Jokic-6	Bogdanovic-29		
22	Feb 6	@Sacramento	L114-119	5-5	7-5	12-10	Jokic-50	Hampton-10	Jokic-12	James-27		
23	Feb 8	MILWAUKEE	L112-125	5-6	7-5	12-11	Jokic-35	Jokic-12	Jokic-6	Barnes-28		
24	Feb 10	CLEVELAND	W133- 95	6-6	7-5	13-11	Millsap-22	Jokic-6	Jokic-12	G. Antetokounmpo-3		
25	Feb 12	OKLAHOMA CITY	W 97- 95	7-6	7-5	14-11	Jokic-22	Green-6	Jokic-9	Allen-18		
26	Feb 14	L.A. LAKERS	W122-105	8-6	7-5	15-11	Murray-25	Jokic-16	Jokic-10	Jackson-20		
27	Feb 16	@Boston	L 99-112	8-6	7-6	15-12	Jokic-43	Porter-7	Campazzo-8	James-22		
28	Feb 17	@Washington	L128-130	8-6	7-7	15-13	Murray-35	Green-10	Jokic-9	Brown-27		
29	Feb 19	@Cleveland	W120-103	8-6	8-7	16-13	Murray-50	Jokic-12	Jokic-10	Bertans-35		
30	Feb 21	@Atlanta	L115-123	8-6	8-8	16-14	Murray-30	Jokic-10	Jokic-6	Sexton-23	2,720	
31	Feb 23	PORTLAND	W111-106	9-6	8-8	17-14	Jokic-41	Porter-10	Murray-8	Young-35	1,362	
32	Feb 25	WASHINGTON	L110-112	9-7	8-8	17-15	Murray-34	Jokic-11	Jokic-7	Morris-6		
33	Feb 27	@Oklahoma City	W126- 96	9-7	9-8	18-15	Murray-26	Jokic-11	Jokic-13	Lillard-25		
34	Mar 1	@Chicago	W118-112	9-7	10-8	19-15	Jokic-39	Porter-15	Jokic-9	Beal-33		
35	Mar 2	@Milwaukee	W128- 97	9-7	11-8	20-15	Jokic-37	Jokic-10	Jokic-11	Bazley-22		
36	Mar 4	@Indiana	W113-103	9-7	12-8	21-15	Porter-24	Jokic-12	Jokic-8	LaVine-23		
37	Mar 12	@Memphis	W103-102	9-7	13-8	22-15	Jokic-28	Jokic-15	Jokic-7	G. Antetokounmpo-2	1,800	
38	Mar 13	DALLAS	L103-116	9-8	13-8	22-16	Jokic-26	Jokic-9	Jokic-11	Turner-22		
39	Mar 15	INDIANA	W121-106	10-8	13-8	23-16	Jokic-32	Jokic-14	Murray-8	Clarke-20		
40	Mar 17	CHARLOTTE	W129-104	11-8	13-8	24-16	Porter-28	Porter-13	Jokic-10	Brooks-20		
41	Mar 19	CHICAGO	W131-127(OT)	12-8	13-8	25-16	Jokic-34	Jokic-15	Jokic-9	Porzingis-25		
42	Mar 21	NEW ORLEANS	L108-113	12-9	13-8	25-17	Jokic-29	Jokic-10	Jokic-10	Brogdon-24		
43	Mar 23	@Orlando	W110- 99	12-9	14-8	26-17	Jokic-28	Jokic-15	Jokic-10	Rozier-21		
44	Mar 24	@Toronto	L111-135	12-9	14-9	26-18	Jokic-20	Jokic-10	Murray-7	LaVine-32		
45	Mar 26	@New Orleans	W113-108	12-9	15-9	27-18	Jokic-37	Millsap-7	Murray-11	Ingram-30		
46	Mar 28	ATLANTA	W126-102	13-9	15-9	28-18	Green-20	Jokic-10	Jokic-8	Williamson-30		
47	Mar 30	PHILADELPHIA	W104-95	14-9	15-9	29-18	Murray-30	Porter-12	Barton-6	Fournier-31	3,485	
48	Apr 1	@L.A. Clipper	W101-94	14-9	16-9	30-18	Murray-23	Murray-8	Jokic-7	Stakam-27	1,578	
49	Apr 4	ORLANDO	W119-109	15-9	16-9	31-18	Gordon-24	Porter-12	Jokic-16	Young-21		
50	Apr 6	DETROIT	W134-119	16-9	16-9	32-18	Jokic-27	Jokic-8	Jokic-11	Williamson-39	3,700	
51	Apr 7	SAN ANTONIO	W106- 96	17-9	16-9	33-18	Jokic-25	Porter-10	Jokic-10	White-18		
52	Apr 9	SAN ANTONIO	W121-119	18-9	16-9	34-18	Jokic-26	Jokic-13	Jokic-14	White-25	3,750	
53	Apr 11	BOSTON	L 87-105	18-10	16-9	34-19	Porter-22	Porter-11	Jokic-11	Tatum-28	4,032	
54	Apr 12	@Golden State	L107-116	18-10	16-10	34-20	Jokic-27	Jokic-12	Jokic-8	Curry-53		
55	Apr 14	MIAMI	W123-106	19-10	16-10	35-20	Porter-25	Jokic-10	Jokic-11	Adebayo-21	4,017	
56	Apr 16	@Houston	W128- 99	19-10	17-10	36-20	Jokic-29	Jokic-16	Jokic-7	Olynyk-23	3,342	
57	Apr 19	MEMPHIS	W139-137(2OT)	20-10	17-10	37-20	Jokic-47	Jokic-15	Jokic-8	Morant-36	4,005	
58	Apr 21	@Portland	W106-105	20-10	18-10	38-20	Jokic-25	Jokic-9	Jokic-5	Lillard-22		
59	Apr 23	@Golden State	L 97-118	20-10	18-11	38-21	Porter-26	Millsap-7	Jokic-6	Curry-32	1,935	
60	Apr 24	HOUSTON	W129-116	21-10	18-11	39-21	Porter-39	Jokic-8	Campazzo-13	Wilson-25	4,035	
61	Apr 26	MEMPHIS	W120- 96	22-10	18-11	40-21	Porter-31	Jokic-15	Campazzo-7	Morant-27	3,823	
62	Apr 28	NEW ORLEANS	W114-112	23-10	18-11	41-21	Jokic-32	Porter-8	Campazzo-10	Ingram-27	4,022	
63	Apr 29	TORONTO	W121-111	24-10	18-11	42-21	Porter-23	Jokic-11	Gordon-4	Anunoby-25	4,025	
64	May 1	@L.A. Clipper	W110-104	24-10	19-11	43-21	Jokic-30	Jokic-14	Jokic-7	George-20	2,818	
65	May 3	@L.A. Lakers	L 89-93	24-10	19-12	43-22	Jokic-32	Jokic-9	Campazzo-8	Davis-25	2,454	
66	May 5	NEW YORK	W113-97	25-10	19-12	44-22	Jokic-32	Jokic-12	Jokic-6	Quickley-18	6,506	
67	May 7	@Utah	L120-127	25-10	19-13	44-23	Porter-31	Jokic-9	Jokic-13	Bogdanovic-48	4,038	
68	May 8	BROOKLYN	L119-125	25-11	19-13	44-24	Jokic-29	Jokic-7	Jokic-6	Durant-33	4,044	
69	May 11	@Charlotte	W117-112	25-11	20-13	45-24	Jokic-30	Jokic-11	Jokic-6	Graham-31	3,997	
70	May 13	@Minnesota	W114-103	25-11	21-13	46-24	Jokic-31	Jokic-14	Campazzo-6	Edwards-29	1,638	
71	May 14	@Detroit	W104- 91	25-11	22-13	47-24	Jokic-20	Jokic-15	Campazzo-9	Diallo-18	750	
72	May 16	@Portland	L116-132	25-11	22-14	47-25	Howard-23	McGee-8	Morris-4	McCollum-24	1,939	



SEASON BY SEASON



1976-77 (WON 50, LOST 32)

PLAYER	GP-GS	MIN	FG	FGA	PCT	FT	FTA	PCT	OFF	DEF	TOT	AST	PF	DQ	STL	TO	BLK	PTS	AVG
Thompson	82-82	3001	824	1626	.507	477	623	.766	138	196	334	337	236	1	114		53	2125	25.9
Issel	79-77	2507	660	1282	.515	445	558	.797	211	485	696	177	246	7	91		29	1765	22.3
Jones	82-82	2419	501	879	.570	236	329	.717	174	504	678	264	238	3	186		162	1238	15.1
Calvin (TOT)	76-4	1438	220	544	.404	287	338	.849	36	60	96	240	127	0	61		3	727	9.6
Calvin (DEN)	29-4	625	100	225	.444	123	144	.854	19	30	49	115	53	0	27		1	323	11.1
Gerard	24-21	456	101	210	.481	38	56	.679	38	62	100	49	73	1	21		30	240	10.0
Wise	75-25	1403	237	513	.462	142	218	.651	76	177	253	142	180	2	60		18	616	8.2
McClain	72-58	2002	245	551	.445	99	133	.744	52	177	229	324	255	9	106		13	589	8.2
Price (TOT)	81-38	1828	253	567	.446	83	103	.806	50	181	231	261	247	3	128		20	589	7.3
Price (DEN)	55-35	1384	188	422	.445	59	74	.797	41	143	184	208	181	3	96		14	435	7.9
Silas	81-1	1959	206	572	.360	170	255	.667	236	370	606	132	183	0	58		23	582	7.2
Webster	80-5	1276	198	400	.495	143	220	.650	152	332	484	62	149	2	23		118	539	6.7
Williams	21-2	311	35	93	.376	30	39	.769	8	26	34	44	26	0	8		0	100	4.8
Beck	53-0	480	107	246	.435	36	44	.818	45	51	96	33	59	1	15		1	250	4.7
Taylor	79-18	1548	132	314	.420	37	65	.569	90	121	211	288	202	0	132		9	301	3.8
Towe	51-0	409	56	138	.406	18	25	.720	8	26	34	87	61	0	16		0	130	2.5
Nuggets	82	19780	3590	7471	.481	2053	2783	.738	1288	2700	3988	2262	2142	29	953	2011	471	9233	112.6
Opponents	82	19780	3585	7743	.463	1635	2231	.733	1269	2481	3750	2082	2285	40	941	1944	470	8805	107.4

1977-78 (WON 48, LOST 34)

PLAYER	GP-GS	MIN	FG	FGA	PCT	FT	FTA	PCT	OFF	DEF	TOT	AST	PF	DQ	STL	TO	BLK	PTS	AVG
Thompson	80-80	3025	826	1584	.521	520	668	.778	156	234	390	362	213	1	92	245	99	2172	27.2
Issel	82-81	2851	659	1287	.512	428	547	.782	253	577	830	304	279	5	100	259	41	1746	21.3
Jones	75-75	2440	440	761	.578	208	277	.751	164	472	636	252	221	2	137	194	126	1088	14.5
Taylor	39-39	1222	182	403	.452	88	115	.765	30	68	98	132	120	1	71	77	9	452	11.6
Wilkinson	81-81	2780	382	936	.408	157	210	.748	98	376	474	439	275	3	126	294	21	921	11.4
Hillman (TOT)	78-52	1966	340	710	.479	167	286	.584	199	378	577	102	290	11	63	81	81	847	10.9
Hillman (DEN)	33-11	746	104	209	.498	49	81	.605	73	166	239	53	130	4	14	66	37	257	7.8
Roberts	82-16	1598	311	736	.423	153	212	.722	135	216	351	105	212	1	40	118	7	715	9.5
Simpson (TOT)	64-17	1323	216	576	.375	85	104	.817	53	104	157	159	90	1	75	126	7	517	8.1
Simpson (DEN)	32-0	584	73	230	.317	31	40	.775	26	49	75	72	42	0	43	48	4	177	5.5
Price	49-7	1090	141	293	.481	51	66	.773	30	129	159	158	118	0	69	101	4	333	6.8
Calvin	77-16	988	147	333	.441	173	206	.840	11	73	84	148	87	0	46	108	5	467	6.1
Ellis	78-3	1213	133	320	.416	72	104	.692	114	190	304	73	208	2	49	99	47	338	4.3
LaGarde	77-1	868	96	237	.405	114	150	.760	75	139	214	47	146	1	17	101	17	306	4.0
Smith	45-0	378	50	97	.515	21	24	.875	6	30	36	39	52	0	18	20	3	121	2.7
Dorsey	7-0	37	3	12	.250	3	5	.600	5	15	20	2	9	0	2	3	2	9	1.3
Cook	2-0	10	1	3	.333	0	0	.000	1	2	3	1	4	0	0	0	0	2	1.0
Nuggets	82	19830	3548	7441	.477	2068	2705	.765	1177	2736	3913	2187	2116	20	824	1733	422	9164	111.8
Opponents	82	19830	3678	7799	.472	1740	2365	.736	1267	2546	3813	2248	2220	49	877	1620	524	9096	110.9

1978-79 (WON 47, LOST 35)

PLAYER	GP-GS	MIN	FG	FGA	PCT	FT	FTA	PCT	OFF	DEF	TOT	AST	PF	DQ	STL	TO	BLK	PTS	AVG
Thompson	76-75	2670	693	1353	.512	439	583	.753	109	165	274	225	180	5	70	186	82	1825	24.0
McGinnis	76-76	2552	603	1273	.474	509	765	.665	256	608	864	283	321	16	129	346	52	1715	22.6
Issel	81-81	2742	532	1030	.517	316	419	.754	240	498	738	255	233	6	61	171	45	1380	17.0
Scott	79-79	2617	393	854	.460	161	215	.749	54	156	210	428	284	12	78	255	30	947	12.0
Wilkinson	80-56	2425	396	869	.456	119	173	.688	100	314	414	284	190	0	118	196	20	911	11.4
Boswell	79-21	2201	321	603	.532	198	284	.697	248	290	538	242	263	4	50	185	51	840	10.6
Roberts	63-19	1236	211	498	.424	76	110	.691	106	152	258	107	142	2	20	65	2	498	7.9
Smith	82-2	1479	184	436	.422	159	180	.883	41	105	146	208	165	1	58	95	13	527	6.4
Ellis	42-0	269	42	92	.457	29	36	.806	17	45	62	10	45	0	10	22	13	113	2.7
Hughes	81-1	1086	98	182	.538	18	45	.400	112	223	335	74	215	2	56	78	102	214	2.6
Hicks	20-0	128	18	43	.419	3	5	.600	13	15	28	8	20	0	5	13	0	39	2.0
Kuester	33-0	212	16	52	.307	13	14	.929	5	8	13	37	29	0	18	20	1	45	1.4
Crompton	20-0	88	10	26	.385	6	12	.500	6	17	23	5	19	0	0	12	3	26	1.3
Nuggets	82	19705	3517	7311	.481	2046	2841	.720	1307	2596	3903	2166	2106	48	673	1644	414	9080	110.7
Opponents	82	19705	3631	7616	.477	1713	2277	.752	1220	2427	3647	2173	2261	56	738	1525	465	8975	109.5

1979-80 (WON 30, LOST 52)

PLAYER	GP-GS	MIN	FG	FGA	PCT	FT	FTA	PCT	OFF	DEF	TOT	AST	PF	DQ	STL	TO	BLK	PTS	AVG
Issel	82-82	2938	715	1416	.505	517	667	.775	236	483	719	198	190	1	88	163	54	1951	23.8
Thompson	39-39	1239	289	617	.468	254	335	.758	56	118	174	124	106	3	39	116	38	839	21.5
English (TOT)	78-39	2401	553	1113	.497	210	266	.789	269	336	605	224	206	0	73	214	62	1318	16.9
English (DEN)	24-24	875	207	427	.485	96	126	.762	102	123	225	82	78	0	28	90	29	512	21.3
McGinnis	45-43	1424	268	584	.459	166	307	.541	134	328	462	221	187	10	69	188	17	703	15.6
Wilkinson	75-73	2381	430	1030	.417	166	222	.748	85	231	316	243	194	1	93	193	27	1033	13.8
Roche	82-26	2286	354	741	.478	175	202	.866	24	91	115	405	139	0	82	159	12	932	11.4
Boswell	18-7	522	72	135	.449	58	70	.829	40	74	114	46	56	1	5	39	8	203	11.3
Johnson	75-45	1938	309	649	.476	148	189	.783	190	394	584	157	260	4	84	148	67	768	10.2
Scott	69-42	1860	276	688	.401	85	118	.720	51	115	166	250	197	4	47	163	23	639	9.3
Roberts	23-10	486	69	181	.381	39	60	.650	54	55	109	20	52	1	13	28	3	177	7.7
Gondrezick	59-0	1020	148	286	.517	92	121	.760	107	152	259	81	119	0	68	58	16	390	6.6
Garland	78-11	1106	155	356	.435	18	26	.692	50	88	138	145	80	1	54	73	4	334	4.3
Ellis	48-1	502	61	136	.449	40	53	.755	51	65	116	30	67	1	10	24	24	162	3.4
Hughes	70-7	1208	102	202	.505	15	41	.366	125	201	326	74	184	3	66	50	77	219	3.1
Kramer	8-0	45	7	22	.318	2	2	1.000	6										

SEASON BY SEASON



1980-81 (WON 37, LOST 45)

PLAYER	GP-GS	MIN	FG	FGA	PCT	FT	FTA	PCT	OFF	DEF	TOT	AST	PF	DQ	STL	TO	BLK	PTS	AVG
Thompson	77-76	2620	734	1451	.506	489	615	.795	107	180	287	231	231	3	53	250	60	1967	25.5
English	81-81	3093	768	1555	.494	390	459	.850	273	373	646	290	255	2	106	241	100	1929	23.8
Issel	80-80	2641	614	1220	.503	519	684	.759	229	447	676	158	249	6	83	130	53	1749	21.9
Vandeweghe	51-18	1376	229	537	.426	130	159	.818	86	184	270	94	116	0	29	86	24	588	11.5
Robisch (non)	84-x	2116	330	740	.446	200	247	.810	157	342	499	173	173	0	37	83	34	860	10.2
Robisch (DEN)	73-11	1744	293	642	.456	171	211	.810	130	284	414	129	152	0	30	69	28	757	10.4
McKinney (non)	84-x	2166	327	645	.507	162	188	.862	36	148	184	360	231	3	99	158	11	818	9.7
McKinney (DEN)	49-1	1134	203	412	.493	118	140	.843	24	86	110	203	124	0	61	88	7	525	10.7
Roche	26-1	611	82	179	.458	58	77	.753	5	32	37	140	44	0	17	52	8	231	8.9
Hordges	68-46	1599	221	480	.460	130	186	.699	120	338	458	104	226	4	33	142	19	572	8.4
Higgs	72-56	1689	209	474	.441	140	172	.814	24	121	145	408	243	5	101	166	6	562	7.8
Nicks	27-17	493	65	149	.436	35	59	.593	13	36	49	80	52	0	28	63	2	165	6.1
Gondrezick	73-4	1077	155	329	.471	112	137	.818	136	171	307	83	185	2	91	69	20	422	5.8
Dunn	82-13	1427	146	354	.412	79	121	.653	133	168	301	81	141	0	66	56	29	371	4.5
Valentine	24-0	123	37	98	.378	9	19	.474	10	20	30	7	23	0	7	16	4	84	3.5
Hughes	8-6	159	11	25	.440	7	2	.500	19	31	50	11	33	2	11	11	14	23	2.9
Ray	18-0	148	15	49	.306	7	10	.700	13	24	37	11	31	0	4	13	4	37	2.1
Oldham	4-0	21	2	6	.333	0	0	.000	3	2	5	0	3	0	0	0	2	4	1.0
Nuggets	82	19955	3784	7960	.475	2388	3051	.783	1325	2497	3822	2030	2108	52	720	1444	380	9986	121.8
Opponents	82	19955	4059	8017	.506	1863	2507	.743	1320	2680	4000	2529	2387	52	704	1555	547	10252	122.3

Three-Point Field Goals: Thompson 10-39 (.256), Roche 9-27 (.333), English 3-5 (.600), Higgs 4-34 (.118), Issel 2-12 (.167), Valentine 1-2 (.500), McKinney 1-10 (.100), Nicks 0-1 (.000), Ray 0-1 (.000), Dunn 0-2 (.000), Gondrezick 0-2 (.000), Hordges 0-3 (.000), Vandeweghe 0-7 (.000).
Nuggets: 30-145 (.207). Opponents: 44-162 (.272).

1981-82 (WON 46, LOST 36)

PLAYER	GP-GS	MIN	FG	FGA	PCT	FT	FTA	PCT	OFF	DEF	TOT	AST	PF	DQ	STL	TO	BLK	PTS	AVG
English	82-82	3015	855	1553	.551	372	443	.840	207	348	555	433	261	2	87	261	120	2082	25.4
Issel	81-81	2472	651	1236	.527	546	655	.834	174	434	608	179	245	4	67	169	55	1852	22.9
Vandeweghe	82-78	2775	706	1260	.560	347	405	.857	149	312	461	247	217	1	52	189	29	1760	21.5
Thompson	61-5	1246	313	644	.486	276	339	.814	57	91	148	117	149	1	34	142	29	906	14.9
Robisch	12-0	257	48	106	.453	48	55	.873	14	49	63	32	29	0	3	13	4	144	12.0
McKinney	81-27	1963	369	699	.528	137	170	.806	29	113	142	338	186	0	69	115	16	875	10.8
Gondrezick	80-0	1699	250	495	.505	160	217	.737	140	283	423	152	229	0	92	100	36	600	8.3
Dunn	82-80	2519	258	504	.512	153	215	.712	211	348	559	188	210	1	135	123	36	669	8.2
Higgs	76-49	1696	202	468	.432	161	197	.817	23	121	144	395	263	8	72	156	6	569	7.5
Hordges	77-1	1372	204	414	.493	116	199	.583	119	276	395	65	230	1	26	111	19	527	6.8
Roche	39-2	501	68	150	.453	28	38	.737	4	19	23	89	40	0	15	29	2	187	4.8
Ray	40-4	262	51	116	.440	21	36	.583	18	47	65	26	59	0	10	37	16	124	3.1
Burns	6-1	53	5	11	.455	6	9	.667	1	2	3	11	13	0	2	8	0	16	2.7
Nuggets	82	19830	3980	7656	.520	2371	2978	.796	1146	2443	3589	2272	2131	18	664	1453	368	10371	126.5
Opponents	82	19830	4265	8142	.524	1734	2355	.736	1358	2459	3817	2516	2453	48	749	1456	568	10328	126.0

Three-Point Field Goals: Roche 23-52 (.442), Issel 4-6 (.667), Thompson 4-14 (.286), Higgs 4-21 (.190), Hordges 3-13 (.231), Ray 1-1 (.1000), Vandeweghe 1-13 (.077), Dunn 0-1 (.000), Gondrezick 0-3 (.000), English 0-8 (.000), McKinney 0-17 (.000).
Nuggets: 40-149 (.268). Opponents: 64-227 (.282).

1982-83 (WON 45, LOST 37)

PLAYER	GP-GS	MIN	FG	FGA	PCT	FT	FTA	PCT	OFF	DEF	TOT	AST	PF	DQ	STL	TO	BLK	PTS	AVG
English	82-82	2988	959	1857	.516	406	490	.829	263	338	601	397	235	1	116	263	126	2326	28.4
Vandeweghe	82-79	2909	841	1537	.547	489	559	.875	124	313	437	203	198	0	66	177	38	2186	26.7
Issel	80-80	2431	661	1296	.510	400	479	.835	151	445	596	223	227	0	83	174	43	1726	21.6
Schayes (non)	82-0	2284	342	749	.457	228	295	.773	200	435	635	205	325	8	54	253	98	912	11.1
Schayes (DEN)	32-0	646	111	235	.472	71	100	.710	63	123	186	40	109	1	15	58	30	293	9.2
McKinney	68-38	1559	266	546	.487	136	167	.814	21	100	121	288	142	0	39	101	5	688	9.8
Dunn	82-80	2640	254	527	.482	119	163	.730	231	384	615	189	218	2	147	113	25	627	7.6
Williams	74-33	1443	191	468	.408	131	174	.753	37	99	136	361	221	4	89	185	12	515	7.0
Evans	42-5	695	115	243	.473	33	41	.805	4	54	58	113	94	3	23	71	3	263	6.3
Hanzlik	82-8	1547	187	437	.428	125	160	.781	80	156	236	268	220	0	75	144	15	500	6.1
Robisch	61-0	711	96	251	.382	92	118	.780	34	117	151	53	61	0	10	45	9	284	4.7
Gondrezick	76-2	1130	134	294	.456	82	114	.719	108	193	301	100	161	0	80	49	9	350	4.6
Kelley	38-0	565	59	141	.418	55	70	.786	61	111	172	59	115	3	21	53	18	173	4.6
Anderson	5-0	33	7	14	.500	7	10	.700	0	2	2	3	7	0	1	5	0	21	4.2
Ray	45-3	433	70	153	.458	33	51	.647	37	89	126	39	83	2	24	50	19	173	3.8
Nuggets	82	19730	3951	7999	.494	2179	2696	.808	1214	2524	3738	2336	2091	16	789	1488	352	10105	123.2
Opponents	82	19730	4098	8119	.505	1787	2393	.747	1369	2697	4066	2389	2356	36	728	1620	611	10054	122.6

Three-Point Field Goals: Vandeweghe 15-51 (.294), Issel 4-19 (.211), English 2-12 (.167), Williams 2-15 (.133), Hanzlik 1-7 (.143), Dunn 0-1 (.000), Ray 0-1 (.000), Robisch 0-1 (.000), Gondrezick 0-3 (.000), McKinney 0-7 (.000), Evans 0-9 (.000).
Nuggets: 24-126 (.190). Opponents: 71-253 (.281).

1983-84 (WON 38, LOST 44)

PLAYER	GP-GS	MIN	FG	FGA	PCT	FT	FTA	PCT	OFF	DEF	TOT	AST	PF	DQ	STL	TO	BLK	PTS	AVG
Vandeweghe	78-71	2734	895	1603	.558	494	580	.852	84	289	373	238	187	1	53	156	50	2295	29.4
English	82-78	2870	907	1714	.529	352	427	.824	216	248	464	406	252	3	83	222	95	2167	26.4
Issel	76-66	2076	569	1153	.493	364	428	.850	112	401	513	173	182	2	60	122	44	1506	19.8
Williams	79-66	1924	309	671	.46														

SEASON BY SEASON



1984-85 (WON 52, LOST 30)

PLAYER	GP-GS	MIN	FG	FGA	PCT	FT	FTA	PCT	OFF	DEF	TOT	AST	PF	DQ	STL	TO	BLK	PTS	AVG
English	81-81	2924	939	1812	.518	383	462	.829	203	255	458	344	259	1	101	251	46	2262	27.9
Natt	78-76	2657	685	1255	.546	447	564	.793	209	401	610	238	182	1	75	190	33	1817	23.3
Lever	82-82	2559	424	985	.430	197	256	.770	147	264	411	613	226	1	202	203	30	1051	12.8
Issel	77-9	1684	363	791	.459	257	319	.806	80	251	331	137	171	1	65	93	31	984	12.8
Cooper	80-78	2031	404	856	.472	161	235	.685	229	402	631	86	304	2	28	149	197	969	12.1
Evans	81-0	1437	323	661	.489	113	131	.863	26	93	119	231	174	2	65	130	12	816	10.1
Hanzlik	80-1	1673	220	522	.421	180	238	.756	88	119	207	210	291	5	84	115	26	621	7.8
Dunn	81-81	2290	175	358	.489	84	116	.724	169	216	385	153	213	3	140	65	14	434	5.4
Turner	81-2	1491	181	388	.466	51	65	.785	88	128	216	158	152	0	96	70	7	414	5.1
Schayes	56-0	542	60	129	.465	79	97	.814	48	96	144	38	98	2	20	44	25	199	3.6
Kopicki	42-0	308	50	95	.526	43	54	.796	29	57	86	29	58	0	13	28	1	145	3.5
White	39-0	234	52	124	.419	21	31	.677	15	21	36	29	24	0	5	30	2	129	3.3
Nuggets	82	19830	3876	7976	.486	2016	2568	.785	1331	2303	3634	2266	2152	18	894	1382	424	9841	120.0
Opponents	82	19830	3775	7379	.512	2027	2648	.765	1181	2628	3809	2154	2178	28	669	1744	589	9641	117.6

Three-Point Field Goals: Evans 57-157 (.363), Lever 6-24 (.250), White 4-11 (.364), Kopicki 2-3 (.667), English 1-5 (.200), Turner 1-6 (.167), Issel 1-7 (.143), Hanzlik 1-15 (.067), Cooper 0-2 (.000), Dunn 0-2 (.000), Natt 0-3 (.000).

Nuggets: 73-235 (.311). Opponents: 64-254 (.252).

1985-86 (WON 47, LOST 35)

PLAYER	GP-GS	MIN	FG	FGA	PCT	FT	FTA	PCT	OFF	DEF	TOT	AST	PF	DQ	STL	TO	BLK	PTS	AVG
English	81-81	3024	951	1888	.504	511	593	.862	192	213	405	320	235	1	73	249	29	2414	29.8
Natt	69-62	2007	469	930	.504	278	347	.801	125	311	436	164	143	0	58	130	13	1218	17.7
Lever	78-77	2616	468	1061	.441	132	182	.725	136	284	420	584	204	3	178	210	15	1080	13.8
Cooper	78-78	2112	422	906	.466	174	219	.795	190	420	610	81	315	6	42	117	227	1021	13.1
Hanzlik	80-9	1982	331	741	.447	318	405	.785	88	176	264	316	277	2	107	165	16	988	12.5
Evans	81-1	1389	304	715	.425	126	149	.846	30	71	101	177	159	1	61	124	1	773	9.5
Schayes	80-13	1654	221	440	.502	216	278	.777	154	285	439	79	298	7	42	105	63	658	8.2
Turner	73-0	1324	165	379	.435	39	53	.736	64	137	201	165	150	1	70	80	6	369	5.1
Dunn	82-82	2401	172	379	.454	68	88	.773	143	234	377	171	228	1	155	51	16	412	5.0
White	43-4	343	74	168	.440	19	23	.826	17	27	44	53	24	0	18	25	2	173	4.0
Rasmussen	48-1	330	61	150	.407	31	39	.795	37	60	97	16	63	0	3	40	10	153	3.2
Williams	53-11	573	67	111	.604	17	40	.425	47	99	146	14	68	1	19	19	23	151	2.8
Nuggets	82	19755	3705	7688	.471	1929	2416	.798	1223	2317	3540	2140	2164	23	826	1336	421	9410	114.8
Opponents	82	19755	3638	7404	.491	1967	2693	.730	1295	2732	4027	2106	2117	28	639	1741	484	9303	113.5

Three-Point Field Goals: Evans 39-176 (.222), Lever 12-38 (.316), Hanzlik 8-41 (.195), White 6-21 (.286), Cooper 3-7 (.429), Cooper 3-7 (.429), Natt 2-6 (.133), English 1-5 (.200), Schayes 0-1 (.000), Dunn 0-1 (.000), Turner 0-9 (.000).

Nuggets: 71-305 (.233). Opponents: 60-262 (.229).

1986-87 (WON 37, LOST 45)

PLAYER	GP-GS	MIN	FG	FGA	PCT	FT	FTA	PCT	OFF	DEF	TOT	AST	PF	DQ	STL	TO	BLK	PTS	AVG
English	82-82	3085	965	1920	.503	411	487	.844	146	198	344	422	216	0	73	214	21	2345	28.6
Lever	82-82	3054	643	1370	.469	244	312	.782	216	513	729	654	219	1	201	167	34	1552	18.9
Hanzlik	73-10	1990	307	746	.412	316	402	.786	79	177	256	280	245	3	87	132	28	952	13.0
Walker	81-25	2020	358	742	.482	272	365	.745	157	170	327	282	229	0	120	187	37	988	12.2
Evans	81-4	1567	334	729	.458	96	123	.780	36	92	128	185	149	1	79	107	12	817	10.1
Natt	1-1	20	4	10	.400	2	2	1.000	2	3	5	2	2	0	1	1	0	10	10.0
Rasmussen	74-23	1421	268	570	.470	169	231	.732	183	282	465	60	224	6	24	79	58	705	9.5
Schayes	76-41	1556	210	405	.519	229	294	.779	120	260	380	85	266	5	20	95	74	649	8.5
Cooper	69-64	1561	235	524	.448	79	109	.725	162	311	473	68	257	5	13	78	101	549	8.0
Alarie	64-25	1110	217	443	.490	67	101	.663	73	141	214	74	138	1	22	56	28	503	7.9
Martin	43-0	286	51	135	.378	42	66	.636	12	29	41	35	48	0	13	33	6	147	3.4
Dunn	81-53	1932	118	276	.428	36	55	.655	91	174	265	147	160	0	100	33	21	272	3.4
Smith	28-0	168	33	79	.418	12	21	.571	17	34	22	30	30	0	1	19	1	78	2.8
Williams	5-0	10	1	2	.500	0	0	.000	0	1	1	1	1	0	0	1	0	2	0.4
Nuggets	82	19780	3744	7951	.471	1975	2568	.769	1294	2368	3662	2317	2184	22	754	1216	421	9569	116.7
Opponents	82	19780	3636	7343	.495	2255	2901	.777	1166	2720	3886	2189	2145	25	558	1564	452	9640	117.6

Three-Point Field Goals: Evans 53-169 (.314), Lever 22-92 (.239), Hanzlik 22-80 (.275), English 4-15 (.267), Martin 3-15 (.200), Alarie 2-9 (.222), Walker 0-4 (.000), Cooper 0-3 (.000), Dunn 0-2 (.000), Smith 0-2 (.000).

Nuggets: 106-391 (.271). Opponents: 113-361 (.313).

1987-88 (WON 54, LOST 28)

PLAYER	GP-GS	MIN	FG	FGA	PCT	FT	FTA	PCT	OFF	DEF	TOT	AST	PF	DQ	STL	TO	BLK	PTS	AVG
English	80-80	2818	843	1704	.495	314	379	.828	166	207	373	377	193	1	70	181	23	2000	25.0
Lever	82-82	3061	643	1360	.473	248	316	.785	203	462	665	639	214	0	223	182	21	1546	18.9
Vincent	73-8	1755	446	958	.466	231	287	.805	80	229	309	143	198	1	46	137	26	1124	15.4
Schayes	81-74	2166	361	668	.540	407	487	.836	200	462	662	106	323	9	62	155	92	1120	13.9
Adams	82-75	2778	416	927	.449	166	199	.834	40	183	223	503	138	0	168	144	16	1137	13.9
Rasmussen	79-45	1779	435	884	.492	132	170	.776	130	307	437	78	241	2	22	73	81	1002	12.7
Natt	27-7	533	102	208	.490	54	73	.740	35	61	96	47	43	0	13	30	3	258	9.6
Cooper	45-32	865	118	270	.437	50	67	.746	98	172	270	30	145	3	12	59	94	286	6.4
Smith	15-6	191	37	93	.398	21	28	.750	16	14	30	11	23	0	5	12	6	95	6.3
Evans	56-0	656	139	307	.453	30	37	.811	9	39	48	81	78	0	34	43	6	344	6.1
Hanzlik	77-0	1334	109	287	.380	129	163	.791	39	132	171	166	185	1	64	95	17	350	4.5
Moore</																			

SEASON BY SEASON



1988-89 (WON 44, LOST 38)

PLAYER	G-GS	MIN	FG	FGA	PCT	FT	FTA	PCT	OFF	DEF	TOT	AST	PF	DQ	STL	TO	BLK	PTS	AVG
English	82-82	2990	924	1881	.491	325	379	.858	148	178	326	383	174	0	66	198	12	2175	26.5
Lever	71-71	2745	558	1221	.457	270	344	.785	187	475	662	559	178	1	195	157	20	1409	19.8
Adams	77-77	2787	468	1082	.433	322	393	.819	71	212	283	490	149	0	166	180	11	1424	18.5
Davis	81-0	1857	536	1076	.498	175	199	.879	41	110	151	190	187	1	72	132	5	1267	15.6
Schayes	76-64	1918	317	607	.522	332	402	.826	142	358	500	105	320	8	42	160	81	969	12.8
Cook (TOT)	66-4	1143	218	478	.456	63	78	.803	4	73	107	127	121	0	71	88	10	507	7.7
Cook (DEN)	30-4	386	71	163	.436	17	22	.773	13	35	48	43	44	0	28	26	6	161	5.4
Rasmussen	77-22	1308	257	577	.445	69	81	.852	105	182	287	49	194	2	29	49	41	583	7.6
Greenwood (TOT)	67-18	1403	167	395	.423	132	176	.750	140	262	402	96	201	5	47	91	52	466	7.0
Greenwood (DEN)	29-3	491	62	148	.419	48	71	.676	48	116	164	41	78	3	17	36	28	172	5.9
Cooper	79-72	1864	220	444	.495	79	106	.745	212	407	619	78	302	7	36	73	211	520	6.6
Vincent	5-1	95	13	38	.342	5	9	.556	2	16	18	5	11	0	1	5	1	32	6.4
Hanzlik	41-0	701	66	151	.437	68	87	.782	18	75	93	86	82	1	25	53	5	201	4.9
Lane	54-1	550	109	256	.426	43	112	.384	87	113	200	60	105	1	20	50	4	261	4.8
Natt	14-0	168	22	50	.440	22	31	.710	12	34	46	7	13	0	6	11	1	66	4.7
Turner	78-12	1746	151	353	.428	33	56	.589	109	178	287	144	209	2	90	60	8	337	4.3
Hughes	26-1	224	28	64	.438	7	12	.583	6	13	19	35	30	0	17	11	2	70	2.7
Engelstad	11-0	50	11	29	.379	6	10	.600	5	11	16	7	12	0	1	3	0	28	2.5
Nuggets	82	19880	3813	8140	.468	1821	2314	.787	1206	2513	3719	2282	2088	26	811	1225	436	9675	118.0
Opponents	82	19880	3701	7484	.495	1977	2683	.737	1136	2864	4000	2136	2001	21	665	1597	485	9536	116.3

Three-Point Field Goals: Adams 166-466 (.356), Lever 23-66 (.348), Davis 20-69 (.290), Hughes 7-22 (.318), Cook 2-10 (.200), Schayes 3-9 (.333), Turner 2-7 (.286), English 2-8 (.250), Vincent 1-2 (.500), Cooper 1-4 (.250), Hanzlik 1-5 (.200), Lane 0-7, Natt 0-1.

Nuggets: 228-676 (.337). Opponents: 157-446 (.352).

1989-90 (WON 43, LOST 39)

PLAYER	G-GS	MIN	FG	FGA	PCT	FT	FTA	PCT	OFF	DEF	TOT	AST	PF	DQ	STL	TO	BLK	PTS	AVG
Lever	79-79	2832	568	1283	.443	271	337	.804	230	504	734	517	172	1	168	156	13	1443	18.3
English	80-80	2211	635	1293	.491	161	183	.880	119	167	286	225	130	0	51	93	23	1433	17.9
Davis	69-0	1635	497	1033	.481	207	227	.912	46	133	179	155	160	1	59	102	9	1207	17.5
Adams	79-74	2690	398	989	.402	267	314	.850	49	176	225	495	133	0	121	141	3	1221	15.5
Rasmussen	81-55	1995	445	895	.497	111	134	.828	174	420	594	82	300	10	40	75	104	1001	12.4
Schayes	53-22	1194	163	330	.494	225	264	.852	117	225	342	61	200	7	41	72	45	551	10.4
Carrall (TOT)	76-47	1721	312	759	.411	137	177	.774	133	310	443	97	192	4	47	142	119	761	10.0
Carrall (DEN)	30-27	719	153	354	.432	52	70	.743	51	142	193	54	70	0	28	78	59	358	11.9
Lichti	79-4	1326	250	514	.486	130	174	.747	49	102	151	116	145	1	55	95	13	630	8.0
Hanzlik	81-0	1605	179	396	.452	136	183	.743	67	140	207	186	249	7	30	87	29	500	6.2
Kempton	71-14	1061	153	312	.490	77	114	.675	51	167	218	118	144	2	30	80	9	383	5.4
Lane	67-46	956	145	309	.469	44	120	.367	144	217	361	105	189	1	53	85	17	334	5.0
Hughes	60-0	892	83	202	.411	23	34	.676	15	55	70	116	87	0	48	39	1	209	3.5
Higgins	5	32	3	8	.375	7	8	.875	1	2	3	2	1	0	1	1	0	13	2.6
Dunn	65-2	657	44	97	.454	26	39	.667	56	82	138	43	67	1	41	19	4	114	1.8
Nuggets	82	19805	3716	8015	.464	1737	2201	.789	1169	2532	3701	2275	2047	31	814	1136	329	9397	114.6
Opponents	82	19805	3589	7334	.489	1939	2517	.770	1021	2846	3867	2073	1911	19	613	1514	462	9281	113.2

Three-Point Field Goals: Adams 158-432 (.366), Lever 36-87 (.414), Hughes 20-49 (.408), Hanzlik 6-31 (.194), Davis 6-46 (.130), English 2-5 (.400), Lichti 0-14, (0.00) Lane 0-5 (.000), Schayes 0-4 (.000), Dunn 0-2 (.000), Kempton 0-1 (.000), Rasmussen 0-1 (.000).

Nuggets: 228-677 (.377). Opponents: 164-517 (.317).

1990-91 (WON 20, LOST 62)

PLAYER	G-GS	MIN	FGM	FGA	PCT	FTM	FTA	PCT	OFF	DEF	TOT	AST	PF	DQ	STL	TO	BLK	PTS	AVG
Adams	66-66	2346	560	1421	.394	465	529	.879	58	198	256	693	162	1	147	240	6	1752	26.5
Woolridge	53-50	1823	490	983	.498	350	439	.797	141	220	361	119	145	2	69	152	23	1330	25.1
Davis	39-13	1044	316	667	.474	86	94	.915	52	71	123	84	108	2	62	63	3	728	18.7
Abdul-Rauf	67-19	1505	417	1009	.413	84	98	.857	34	87	121	206	149	2	55	110	4	942	14.1
Lichti	29-25	860	166	378	.439	59	69	.855	49	63	112	72	65	1	46	33	8	405	14.0
Williams (DEN)	51-46	1542	323	728	.444	131	156	.840	116	131	247	87	189	7	93	76	30	820	16.1
Rasmussen	70-69	2325	405	885	.458	63	93	.677	170	508	67	70	307	15	52	81	132	875	12.5
Farmer (DEN)	25-1	443	99	216	.458	46	63	.730	27	36	63	38	58	0	13	37	2	249	10.0
Gaines	10-2	226	28	70	.400	22	26	.846	4	10	14	91	25	0	10	23	2	83	8.3
Mills	17-0	279	56	120	.467	16	22	.727	31	57	88	16	44	0	16	18	9	128	7.5
Lane	62-25	1383	202	461	.438	58	141	.411	280	298	578	123	192	1	51	105	14	463	7.5
Wolf	74-38	1593	234	519	.451	69	83	.831	136	264	400	107	244	8	60	95	31	539	7.3
Liberty	76-18	1171	216	513	.421	58	92	.630	117	104	221	64	153	2	48	71	19	507	6.7
Battle (DEN)	40-4	682	95	196	.485	50	64	.781	62	61	123	47	83	0	41	36	12	243	6.1
Legler	10-0	148	25	72	.347	5	6	.833	8	10	18	12	20	0	2	4	0	58	5.8
Cook	58-25	1121	118	283	.417	71	129	.550	134	192	326	26	100	1	35	50	72	307	5.3
Neal	10-0	125	14	35	.400	13	22	.591	2	14	16	37	26	1	4	19	0	44	4.4
Anderson (DEN)	41-2	659	85	193	.440	44	87	.506	67	170	237	12	107	3	25	61	36	214	5.2
Johnson	21-4	217	29	68	.426	21	32	.656	9	12	21	77	22	0	14	27	2	79	3.8
Mason	3-0	21	2	4	.500	6	8	.750	3	2	5	0	6	0	1	0	0	10	3.3
Dunn	17-3	217	21	47	.447	9	10	.900	20	22	42	24	30	0	12	7	1	52	3.1
Nuggets	82	19730	3901	8868	.440	1726	2263	.763	1520	2530	4050	2005	2235	46	856	1332	406	9828	119.9
Opponents	82	19730	4076	7962	.512	2377	3068	.775	1242	3067	4309	2492	1844	14	757	1527	525	10723	130.8

Three-Point Field Goals: Adams 167-564 (.296), Williams 43-131 (.328), Abdul-Rauf 24-100 (.240), Liberty 17-57 (.298), Lichti 4-47 (.298), Davis 10-33 (.303), Farmer 5-22 (.227), Gaines 5-21 (.238), Neal 3-9 (.333), Legler 3-12 (.250), Battle 3-22 (.136), Wolf 2-15 (.133), Dunn 1-4 (.250), Lane 1-4 (.250), Cook 0-3 (.000), Woolridge 0-4 (.000), Johnson 0-4 (.000).

Nuggets: 300-1059 (.283). Opponents: 194-502 (.386).





1991-92 (WON 24, LOST 58)

PLAYER	G-GS	MIN	FG	FGA	PCT	FT	FTA	PCT	OFF	DEF	TOT	AST	PF	DQ	STL	TO	BLK	PTS	AVG
Williams	81-80	2623	601	1277	.471	216	269	.803	145	260	405	235	270	4	148	173	68	1474	18.2
Mutombo	71-71	2716	428	869	.493	321	500	.642	316	554	870	156	273	1	43	252	210	1177	16.6
Anderson	82-82	2793	369	854	.456	167	268	.623	337	604	941	78	263	3	88	201	65	945	11.5
Garland	78-67	2209	333	750	.444	171	199	.859	67	123	190	411	206	1	98	175	22	846	10.8
Macon	76-67	2304	333	889	.375	135	185	.730	80	140	220	168	242	4	154	155	14	805	10.6
Abdul-Rauf	81-11	1538	356	845	.421	94	108	.870	22	92	114	192	130	0	44	117	4	837	10.3
Davis	46-0	741	185	403	.459	82	94	.872	20	50	70	68	69	0	29	45	1	457	9.9
Liberty	75-13	1527	275	621	.443	131	180	.728	144	164	308	58	165	3	66	90	29	698	9.3
Lichti	68-10	1176	173	376	.460	99	118	.839	36	82	118	74	131	0	43	72	12	446	6.6
Wolf	67-0	1160	100	277	.361	53	66	.803	97	143	240	61	124	1	32	60	14	254	3.8
Lane (DNP)	9-5	141	10	40	.250	8	19	.421	22	22	44	13	18	0	2	10	1	28	3.1
Brooks	37-0	270	43	97	.443	17	21	.810	13	26	39	11	19	0	8	18	2	105	2.8
Scheffler (DNP)	7-0	46	4	7	.571	4	6	.667	8	3	11	0	8	0	3	1	0	12	1.7
Cook	22-0	115	15	25	.600	4	6	.667	13	21	34	2	10	0	5	3	4	34	1.5
Hastings	40-4	421	17	50	.340	24	28	.857	30	68	98	26	56	0	10	22	15	58	1.5
Nuggets	82	19780	3262	7380	.442	1526	2067	.738	1350	2352	3702	1553	1984	17	773	1447	461	8176	99.7
Opponents	82	19780	3346	6967	.480	1943	2513	.773	1109	2530	3639	1811	1787	11	780	1393	593	8821	107.6

Three-Point Field Goals: Williams 56-156 (.359), Abdul-Rauf 31-94 (.330), Liberty 17-50 (.340), Macon 4-30 (.133), Garland 9-28 (.321), Davis 5-16 (.313), Brooks 2-11 (.182), Wolf 1-11 (.091), Lichti 1-9 (.111), Hastings 0-9 (.000), Anderson 0-4 (.000).

Nuggets: 126-418 (.301). Opponents: 186-532 (.350).

1992-93 (WON 36, LOST 46)

PLAYER	G-GS	MIN	FG	FGA	PCT	FT	FTA	PCT	OFF	DEF	TOT	AST	PF	DQ	STL	TO	BLK	PTS	AVG	
Abdul-Rauf	81-81	2710	633	1407	.450	217	232	.935	51	174	225	344	179	0	84	187	8	1553	19.2	
Williams	79-79	2722	535	1167	.458	238	296	.804	132	296	428	295	284	6	126	194	76	1341	17.0	
Ellis	82-82	2749	483	958	.504	237	317	.748	274	470	744	151	293	8	72	153	11	1205	14.7	
Mutombo	82-82	3029	398	781	.510	335	492	.681	344	726	1070	147	284	5	43	216	287	1131	13.8	
Pack	77-1	1579	285	606	.470	239	311	.768	52	108	160	160	335	182	1	81	185	10	810	10.5
Stith	39-12	865	124	278	.446	99	119	.832	39	85	124	49	82	0	24	44	5	347	8.9	
Liberty	78-32	1585	252	620	.406	102	156	.654	131	204	335	105	143	0	64	79	21	628	8.1	
Macon	48-27	1141	158	381	.415	42	60	.700	33	70	103	126	135	2	69	72	3	358	7.5	
Lichti	48-12	752	124	276	.449	81	102	.794	35	67	102	52	60	0	28	49	11	331	6.9	
Plummer	60-0	737	106	228	.465	69	95	.726	53	120	173	40	141	1	14	78	11	281	4.7	
Hammonds	35-0	571	86	176	.489	33	54	.611	33	63	96	16	57	0	18	31	8	205	5.9	
Brooks	55-2	571	93	233	.399	35	40	.875	22	59	81	34	46	0	10	39	2	227	4.1	
Hastings	76-0	670	57	112	.509	40	55	.727	44	93	137	34	115	1	12	29	8	156	2.1	
Werdann	28-0	149	18	59	.305	17	31	.548	23	29	52	7	38	1	6	12	4	53	1.9	
Nuggets	82	19,830	3352	7282	.460	1784	2360	.756	1266	2564	3830	1735	2039	25	651	1413	565	8626	105.2	
Opponents	82	19,830	3324	7214	.461	1899	2517	.754	1159	2505	3664	1890	1983	20	750	1340	503	8769	106.9	

Three-Point Field Goals: Abdul-Rauf 70-197 (.355), Williams 33-122 (.270), Liberty 22-59 (.373), Brooks 6-26 (.231), Lichti 2-6 (.333), Hastings 2-8 (.250), Ellis 2-13 (.154), Pack 1-8 (.125), Macon 0-6 (.000), Stith 0-4 (.000), Plummer 0-3 (.000), Hammonds 0-1 (.000), Werdann 0-1 (.000).

Nuggets: 138-454 (.304). Opponents: 222-647 (.343).

1993-94 (WON 42, LOST 40)

PLAYER	G-GS	MIN	FG	FGA	PCT	FT	FTA	PCT	OFF	DEF	TOT	AST	PF	DQ	STL	TO	BLK	PTS	AVG
Abdul-Rauf	80-78	2617	588	1279	.460	219	229	.956	27	141	168	362	150	1	82	151	10	1437	18.0
Ellis	79-79	2699	483	963	.502	242	259	.934	220	462	682	167	304	6	63	172	80	1215	15.4
R. Williams	82-68	2654	418	1014	.412	165	225	.733	98	294	392	300	288	3	117	163	66	1065	13.0
Stith	82-82	2853	365	811	.450	291	351	.829	119	230	349	199	165	0	116	131	16	1023	12.5
Mutombo	82-82	2853	365	642	.569	256	439	.583	286	685	971	127	262	2	59	206	336	986	12.0
Pack	66-4	1382	223	503	.443	179	236	.758	25	98	123	356	147	1	81	204	9	631	9.6
Rogers	79-14	1406	239	545	.439	127	189	.672	90	136	226	101	195	3	63	131	48	640	8.1
B. Williams	80-1	1507	251	464	.541	137	211	.649	138	308	446	50	221	3	49	104	87	639	8.0
Macon	7-0	126	14	45	.311	8	10	.800	3	4	7	11	17	0	6	14	1	36	5.1
Hammonds	74-2	877	115	230	.500	71	104	.683	62	137	199	34	91	0	20	41	12	301	4.1
Liberty	3-0	11	4	7	.571	1	2	.500	0	5	5	2	5	0	0	2	0	9	3.0
Brooks	34-0	190	36	99	.364	9	10	.900	5	16	21	3	19	0	0	12	2	85	2.5
Jordan	6-0	79	6	23	.261	0	0	0	3	3	6	19	6	0	0	6	1	15	2.5
Randall	28-0	155	17	50	.340	22	28	.786	9	13	22	11	18	0	8	10	3	58	2.1
Mee	38-0	285	28	88	.318	12	27	.444	17	18	35	16	34	0	15	18	13	73	1.9
Farmer	4-0	29	2	6	.333	0	0	0	2	4	2	1	1	0	0	5	0	4	1.0
Marble	5-0	32	2	12	.167	0	3	.000	3	5	8	1	1	0	0	3	2	4	0.8
Nuggets	82	19755	3156	6781	.465	1739	2423	.718	1105	2557	3662	1763	1926	19	679	1422	686	8221	100.3
Opponents	82	19755	3065	7000	.438	1761	2349	.750	1118	2331	3449	1745	1957	18	725	1245	502	8099	98.8

Three-Point Field Goals: Abdul-Rauf: 42-133 (.316), Ellis: 7-23 (.304), R. Williams: 64-230 (.278), Rogers: 35-92 (.380), Pack: 6-29 (.207), Mee: 5-24 (.208).

Brooks: 4-23 (.174), Jordan: 3-10 (.300), Stith: 2-9 (.222), Randall: 2-14 (.143), Mutombo: 0-1 (.000), B. Williams: 0-3 (.000), Macon: 0-3 (.000), Liberty: 0-1 (.000), Farmer: 0-2 (.000). **Nuggets: 170-597 (.285). Opponents: 208-717 (.290)**

1994-95 (WON 41, LOST 41)

PLAYER	G-GS	MIN	FG	FGA	PCT	FT	FTA	PCT	OFF	DEF	TOT	AST	PF	DQ	STL	TO	BLK	PTS	AVG
Abdul-Rauf	73-43	2082	472	1005	.470	138	156	.885	32	105	137	263	126	0	77	119	9	1165	16.0
R. Williams	74-70	2198	388	846	.459	132	174	.759	94	235	329	231	264	4	114	124	67	993	13.4
Rogers	80-77	2142	375	769	.488	179	275	.651	132	253	385	161	281	7	95	173	46	979	12.2
Pack	42-32	1144	170	395	.430	137	175	.783	19	94	113	290	101	1	61	134	6	507	12.1
Mutombo	82-82	3100	349	628	.556	248	379	.654	319	710	1029	113	284	2	40	192	321	946	11.5
D. Ellis	81-3	1996	351	774	.453	110	127	.866	56	166	222	57	142	0	37	81	9	918	11.3
Stith	81-51	2329	312	661	.472	267	324	.824	95	173	268	153	142	0	91	110	18	911	11.2
Rose	81-37	1798	227	500	.454	173	234	.739	57	160	217	389	206	0	65	160	22	663	8.2
B. Williams	63-10	1261	196	333	.589	106	162	.654	98	200	298	53	210	7	38	114	43	498	7.9
Hammonds	70-5	956	139	260	.535	132	177	.746	55	167	222	36	132	1	11	56	14	410	5.9
Slater	25-0	236	40	81	.494	40	55	.727	21	36	57	12	47	0					



1995-96 (WON 35, LOST 47)

PLAYER	G-GS	MIN	FG	FGA	PCT	FT	FTA	PCT	OFF	DEF	TOT	AST	PF	DQ	STL	TO	BLK	PTS	AVG
Abdul-Rauf	57-53	2029	414	955	.434	146	157	.930	26	112	138	389	117	0	64	115	3	1095	19.2
D. Ellis	81-52	2626	459	959	.479	136	179	.760	88	227	315	139	191	1	57	98	7	1204	14.9
Stith	82-77	2810	379	911	.416	320	379	.844	125	275	400	241	187	3	114	157	16	1119	13.6
McDyess	76-75	2280	427	881	.485	166	243	.683	229	343	572	75	250	4	54	154	114	1020	13.4
MacLean	56-5	1107	233	547	.426	145	198	.732	62	143	205	89	105	1	21	68	5	625	11.2
Mutombo	74-74	2713	284	569	.499	246	354	.695	249	622	871	108	258	4	38	150	332	814	11.0
L. Ellis	45-28	1269	189	432	.438	89	148	.601	93	229	322	74	163	3	36	83	33	471	10.5
Rose	80-37	2134	290	604	.480	191	277	.690	46	214	260	495	229	3	53	234	39	803	10.0
Hammonds	71-4	1045	127	268	.474	88	115	.765	85	138	223	23	137	0	23	48	13	342	4.8
Williams	52-5	817	94	254	.370	33	39	.846	25	97	122	74	137	1	34	51	21	241	4.6
Slater	4-0	26	6	11	.545	2	5	.400	3	4	7	2	4	0	1	3	1	14	3.5
Overton	55-0	607	67	178	.376	40	55	.727	8	55	63	106	49	0	13	40	5	182	3.3
Fish	16-0	117	15	26	.577	10	18	.556	7	11	18	7	16	0	3	3	6	40	2.5
Woods	8-0	72	6	22	.273	2	2	1.000	3	3	6	12	13	0	6	5	1	19	2.4
Grant	10-0	109	6	23	.261	0	0	----	3	4	7	14	7	0	2	5	0	14	1.4
Cvetkovic	14-0	48	5	16	.313	0	4	.000	4	7	11	3	11	0	2	3	1	10	0.7
Spencer	6-0	21	0	1	.000	0	0	----	1	3	4	0	8	1	0	3	0	0	0.0
Nuggets	82	19830	3001	6657	.451	1614	2173	.743	1057	2487	3544	1851	1882	21	521	1265	597	8013	97.0
Opponents	82	19830	3091	6741	.459	1600	2105	.760	934	2385	3319	1875	1899	18	617	1130	418	8235	100.4

Three-Point Field Goals: D. Ellis, 150-364 (.412); Abdul-Rauf, 121-309 (.392); Stith, 41-148 (.277); Rose, 32-108 (.296); Williams, 20-89 (.225); MacLean, 14-49 (.286); Overton, 8-26 (.308); Woods, 5-21 (.238); L. Ellis, 4-22 (.182); Grant, 2-6 (.333); McDyess, 0-4 (.000); Mutombo, 0-1 (.000); Cvetkovic, 0-1 (.000).
Nuggets: 397-1148 (.346). Opponents: 453-1235 (.367).

1996-97 (WON 21, LOST 61)

PLAYER	G-GS	MIN	FG	FGA	PCT	FT	FTA	PCT	OFF	DEF	TOT	AST	PF	DQ	STL	TO	BLK	PTS	AVG
L. Ellis	55-49	2002	445	1014	.439	218	282	.773	107	279	386	131	181	7	44	117	41	1203	21.9
McDyess	74-73	2565	536	1157	.463	274	387	.708	155	382	537	106	276	9	62	199	126	1352	18.3
D. Ellis	82-51	2940	477	1151	.414	215	263	.817	99	194	293	165	178	0	60	146	7	1361	16.6
Stith	52-52	1788	251	603	.416	202	234	.863	74	143	217	133	119	1	60	101	20	774	14.9
Jackson	52-52	2001	192	452	.425	109	136	.801	71	200	271	641	104	0	51	172	9	541	10.4
Pierce	33-10	600	120	260	.462	83	92	.902	17	36	53	31	49	0	14	38	5	335	10.2
Johnson	82-82	2599	243	467	.520	96	156	.615	231	682	913	71	288	5	65	118	227	582	7.1
Marciulionis	17-0	255	38	101	.376	29	36	.806	12	18	30	25	38	0	12	40	1	116	6.8
B. Thompson	65-6	1047	162	405	.400	24	38	.632	18	78	96	179	125	0	55	86	2	445	6.8
Goldwire	27-21	612	69	176	.392	31	38	.816	9	37	46	125	46	0	14	35	1	197	7.3
Smith	33-3	654	87	206	.422	35	41	.854	3	34	37	102	25	0	18	62	0	260	7.9
Hammonds	81-8	1758	191	398	.480	124	172	.721	135	266	401	64	205	0	16	88	24	506	6.2
Williams	1-0	10	3	5	.600	0	0	----	2	3	5	0	0	0	0	4	3	6	6.0
Askew	1-0	9	2	3	.667	2	2	1.000	0	0	0	0	0	0	0	4	0	6	6.0
McInnis	13-0	117	23	49	.469	7	10	.700	2	4	6	18	16	0	2	13	1	65	5.0
Murdock	12-0	114	15	33	.455	11	12	.917	1	10	11	24	9	0	9	11	2	45	3.8
Allen	25-0	251	21	74	.284	15	25	.600	12	21	33	43	17	0	4	13	4	64	2.6
King	2-0	22	2	6	.333	2	4	.500	2	0	2	2	2	0	3	1	0	6	3.0
Zidek	16-0	88	16	33	.485	20	25	.800	10	13	23	5	17	0	1	4	0	52	3.3
Bennett	5-0	59	4	13	.308	2	4	.500	0	3	3	7	6	0	2	10	0	12	2.4
Ham	35-3	313	32	61	.525	16	33	.485	29	27	56	14	57	3	8	21	8	80	2.3
Booker	5-0	21	2	4	.500	0	0	----	0	1	1	3	0	0	0	7	0	5	1.0
L. Thompson	17-0	105	3	16	.188	1	2	.500	5	21	26	0	26	0	3	7	6	7	0.4
NUGGETS	82	19930	2934	6687	.439	1516	1992	.761	994	2452	3446	1889	1784	25	503	1359	487	8020	97.8
OPPONENTS	82	19930	3297	7063	.467	1457	1943	.750	1086	2459	3545	1846	1725	10	724	1057	453	8535	104.1

Three-Point Field Goals: D. Ellis 192-528 (.364); B. Thompson 97-244 (.398); L. Ellis 95-259 (.367); Stith 70-182 (.385); Smith 51-120 (.425); Jackson 48-121 (.397); McInnis 12-26 (.462); Pierce 12-39 (.308); Marciulionis 11-30 (.367); Allen 7-34 (.206); McDyess 6-35 (.171); Murdock 4-10 (.400); Bennett 2-6 (.333); Booker 1-2 (.500); Johnson 0-2 (.000); Hammonds 0-2 (.000).
Nuggets: 636-1711 (.372). Opponents: 484-1232 (.393).

1997-98 (WON 11, LOST 71)

PLAYER	G-GS	MIN	FG	FGA	PCT	FT	FTA	PCT	OFF	DEF	TOT	AST	PF	DQ	STL	TO	BLK	PTS	AVG
Williams	4-4	145	24	61	.393	31	45	.689	10	11	21	12	9	0	4	9	0	79	19.8
Newman	74-15	2176	344	799	.431	365	445	.820	50	91	141	138	208	2	77	147	24	1089	14.7
L. Ellis	76-71	2575	410	1007	.407	206	256	.805	146	398	544	213	226	2	65	173	49	1083	14.3
Jackson	68-53	2042	310	791	.392	149	183	.814	78	224	302	317	160	0	105	184	11	790	11.6
Fortson	80-23	1811	276	611	.452	263	339	.776	182	266	448	76	314	7	44	157	30	816	10.2
Goldwire	82-32	2212	269	636	.423	150	186	.806	40	107	147	277	149	0	86	85	7	751	9.2
Battie	65-49	1506	234	525	.446	73	104	.702	138	213	351	60	199	6	54	98	69	544	8.4
Alexander (TOT)	60-22	1298	171	400	.428	80	102	.784	17	129	146	209	98	2	70	112	11	488	8.1
Alexander (DET)	23-19	797	111	255	.435	55	65	.846	10	89	99	138	45	0	45	65	6	323	14.0
Washington	66-36	1539	201	498	.404	65	83	.783	47	80	127	78	143	0	53	72	25	511	7.7
Stith	31-15	718	75	225	.333	75	86	.872	15	50	65	50	52	0	21	35	8	235	7.6
Garrett	82-82	2632	242	565	.428	114	176	.648	227	417	644	90	197	0	57	84	133	598	7.3
H. Ellis	27-3	344	62	111	.559	40	63	.635	27	23	50	18	53	0	19	19	4	164	6.1
Lauderdale	39-0	345	53	127	.417	38	69	.551	27	73	100	21	63	0	7	46	17	144	3.7
Zidek	6-0	42	4	15	.267	10	12	.833	4	9	13	1	5	0	0	3	2	18	3.0
Garris	28-0	225	22	65	.338	19	25	.760	3	16	19	28	22	0	7	15	1	68	2.4
Wolf	57-8	621	40	121	.331	5	10	.500	36	90	126	30	92	0					

SEASON BY SEASON



1998-99 (WON 14, LOST 36)

PLAYER	G-GS	MIN	FG	FGA	PCT	FT	FTA	PCT	OFF	DEF	TOT	AST	PF	DQ	STL	TO	BLK	PTS	AVG
McDyess	50-50	1937	415	882	.471	230	338	.680	168	369	537	82	175	5	73	138	115	1061	21.2
Van Exel	50-50	1802	306	769	.398	142	175	.811	14	99	113	368	90	0	40	121	3	826	16.5
Billups	45-41	1488	191	495	.386	157	172	.913	24	72	96	173	115	0	58	98	14	624	13.9
LaFrentz	12-12	387	59	129	.457	36	48	.750	33	58	91	8	38	2	9	9	17	166	13.8
Fortson	50-38	1417	191	386	.495	168	231	.727	210	371	581	32	212	9	31	77	22	550	11.0
E. Williams	38-8	780	80	219	.365	111	139	.799	34	47	81	37	76	0	27	49	8	277	7.3
Alexander	36-4	778	97	260	.373	37	44	.841	7	67	74	119	77	0	35	69	5	261	7.3
Stith	46-32	1194	114	290	.393	61	71	.859	30	77	107	82	65	0	28	45	15	320	7.0
Taylor	36-9	724	82	198	.414	17	23	.739	30	71	101	24	97	1	28	34	17	207	5.8
Washington	38-6	761	73	184	.397	22	32	.688	35	54	89	30	87	2	25	34	18	205	5.4
Wheeler	1-0	3	1	1	1.000	1	2	.500	0	0	0	2	1	0	0	0	0	4	4.0
Clark	28-0	409	36	80	.450	21	37	.568	36	60	96	10	52	0	10	21	31	93	3.3
Herrera (TOT)	28-0	307	30	76	.395	5	11	.455	25	37	62	4	40	0	12	16	7	65	2.3
Herrera (DEN)	24-0	265	27	63	.429	5	9	.556	20	34	54	1	37	0	12	12	7	59	2.5
McCarty	2-0	4	2	3	.667	0	0	---	2	1	3	0	0	0	0	2	0	4	2.0
Meyer	14-0	70	7	28	.250	1	2	.500	4	12	16	1	22	0	0	4	3	16	1.1
M. Williams	1-0	6	0	2	.000	1	2	.500	0	0	0	0	0	0	0	0	0	1	1.0
NUGGETS	50	12025	1681	3989	.421	1010	1325	.762	647	1392	2039	969	1144	19	376	739	275	4674	93.5
OPPONENTS	50	12025	1885	4017	.469	997	1339	.745	620	1502	2122	1175	1103	7	396	701	274	5004	100.1

Three-Point Field Goals: Billups, 85-235 (.362); Van Exel, 72-234 (.308); Washington, 37-97 (.381); Stith, 31-106 (.292); Alexander, 30-105 (.286); Taylor, 26-68 (.382); LaFrentz, 12-31 (.387); Wheeler, 1-1 (1.000); Meyer, 1-5 (.200); McDyess, 1-9 (.111); Clark, 0-1 (.000); Herrera, 0-1 (.000); Fortson, 0-3 (.000). **Nuggets: 302-922 (.328). Opponents: 237-640 (.370).**

1999-00 (WON 35, LOST 47)

PLAYER	G-GS	MIN	FG	FGA	PCT	FT	FTA	PCT	OFF	DEF	TOT	AST	PF	DQ	STL	TO	BLK	PTS	AVG
McDyess	81-81	2698	614	1211	.507	323	516	.626	234	451	685	159	316	12	69	230	139	1551	19.1
Mercer	37-37	1408	272	612	.444	119	151	.788	29	123	152	104	75	0	33	87	15	878	18.3
Van Exel	79-79	2950	473	1213	.390	196	240	.817	34	277	311	714	148	0	68	221	11	1275	16.1
LaFrentz	81-80	2435	392	879	.446	162	236	.686	170	471	641	97	292	6	42	96	180	1006	12.4
Gatling (TOT)	85-0	1811	365	802	.455	266	373	.713	154	348	502	71	246	2	82	169	23	1014	11.9
Gatling (DEN)	40-0	770	155	340	.456	95	128	.742	63	142	205	31	104	2	34	64	13	416	10.4
Abdul-Wahad (TOT)	61-56	56	274	646	.424	146	193	.756	101	190	291	98	147	1	59	106	28	691	11.4
Abdul-Wahad (DEN)	15-10	373	51	131	.389	31	42	.738	24	28	52	26	31	0	6	19	12	134	8.9
McCloud	78-11	2118	266	638	.417	148	181	.818	72	213	285	246	180	2	48	134	26	787	10.1
Billups	13-5	305	34	101	.337	37	44	.841	8	26	34	39	27	0	10	24	2	141	8.6
Clark	81-20	1850	286	528	.542	121	176	.688	162	343	505	71	231	1	45	125	114	694	8.6
Posey	81-77	2052	230	536	.429	120	150	.800	85	232	317	146	207	1	98	95	33	662	8.2
Stith	45-6	691	86	189	.455	64	77	.831	23	61	84	61	56	0	18	33	12	253	5.6
Herrera	45-1	597	45	124	.363	27	40	.675	12	40	52	11	74	0	15	42	2	141	3.1
Alexander	29-2	329	28	98	.286	17	22	.773	8	34	42	58	39	0	24	28	2	82	2.8
Jones	40-0	330	44	104	.423	14	19	.737	41	62	103	19	50	1	3	13	6	104	2.6
Bowen	52-0	589	46	117	.393	38	53	.717	75	39	114	20	95	0	39	14	13	131	2.5
Rogers	40-0	355	35	88	.398	19	41	.463	33	47	80	9	36	0	2	10	38	89	2.2
Taylor	1-0	5	0	2	.000	0	0	---	0	1	0	1	0	1	0	0	0	0	0.0
NUGGETS	82	19855	3057	6911	.442	1531	2116	.724	1073	2590	3663	1911	1962	25	554	1281	618	8115	99.0
OPPONENTS	82	19855	3129	6953	.450	1632	2174	.751	1027	2606	3633	2003	1937	22	616	1179	462	8289	101.1

Three-Point Field Goals: Van Exel, 133-401 (.332); McCloud, 107-283 (.378); Posey, 82-220 (.373); LaFrentz, 60-183 (.328); Herrera, 24-67 (.358); Stith, 17-56 (.304); Mercer, 15-39 (.385); Gatling, 11-47 (.234); Alexander, 9-35 (.257); Billups, 7-41 (.171); Jones, 2-3 (.667); Abdul-Wahad, 1-2 (.500); Clark, 1-8 (.125); Bowen, 1-9 (.111); McDyess, 0-2 (.000); Rogers, 0-1 (.000).

Nuggets: 470-1,397 (.336). Opponents: 399-1,126 (.354).

2000-01 (WON 40, LOST 42)

PLAYER	G-GS	MIN	FG	FGA	PCT	FT	FTA	PCT	OFF	DEF	TOT	AST	PF	DQ	STL	TO	BLK	PTS	AVG
McDyess	70-70	2555	577	1165	.495	304	434	.700	240	605	845	146	220	2	43	162	102	1458	20.8
Van Exel	71-70	2688	460	1112	.414	204	249	.819	44	197	241	600	109	1	61	165	18	1259	17.7
LaFrentz	78-74	2457	387	812	.477	183	262	.698	173	434	607	107	290	9	37	97	206	1008	12.9
Lenard	80-58	2331	336	846	.397	153	192	.797	47	184	231	190	170	1	65	102	18	972	12.2
McCloud	76-8	2007	250	655	.382	152	181	.840	55	189	244	279	165	1	53	117	27	729	9.6
Willis (TOT)	78-22	1830	304	690	.441	113	147	.769	177	355	532	50	216	0	57	87	52	722	9.3
Willis (DEN)	43-13	1059	180	421	.428	52	66	.788	109	200	309	29	138	0	38	47	31	419	9.6
Posey	82-82	2255	243	590	.412	115	141	.816	125	306	431	163	226	2	93	102	40	666	8.1
Clark	35-3	752	82	199	.412	63	105	.600	58	128	186	34	101	3	16	48	44	227	6.5
Pack	74-11	1260	181	426	.425	105	137	.766	30	107	137	293	114	0	65	135	1	479	6.5
Strickland	46-2	517	82	185	.443	37	59	.627	43	77	120	17	58	0	12	24	19	201	4.4
Goldwire	20-0	201	30	80	.375	13	17	.765	1	11	12	34	13	0	9	15	0	82	4.1
Murray	13-0	135	17	55	.309	9	10	.900	4	18	22	9	8	0	4	6	1	50	3.8
Abdul-Wahad	29-12	420	43	111	.387	21	36	.583	14	45	59	22	54	0	14	34	13	111	3.4
Bowen	57-0	696	80	144	.556	27	44	.614	62	51	113	30	95	0	37	24	12	191	3.4
McClintock	6-1	58	9	18	.500	0	5	.000	10	7	17	1	11	1	0	3	2	18	3.0
Cheaney	9-5	153	10	30	.333	1	2	.500	5	15	20	9	14	0	4	5	2	21	2.3
Davis	19-1	228	12	25	.480	9	22	.409	24	29	53	7	34	0	1	5	1	33	1.7
Joseph (TOT)	4-0	16	1	5	.200	0	2	.000	2	0	2	0	1	0	0	0	1	2	0.5
Joseph (DEN)	2-0	8	0	3	.000	0	2	.000	0	0	0	0	0	0	0	0	1	1	0.0
NUGGETS	82	19780	2979	6877	.433	1448	1964	.737	1044	2583	3627	1970	1820	20	552	1136	538	7918	96.6
OPPONENTS	82	19780	3081	6914	.446	1542	2049	.753	1012	2642	3654	2042	1758	23	588	1075	497	8120	99.0

Three-Point Field Goals: Lenard, 147-382 (.385); Van Exel, 135-358 (.377); McCloud, 77-234 (.329); Posey, 65-217 (.300); LaFrentz, 51-139 (.367); Pack, 12-31 (.387); Goldwire, 9-34 (.265); Murray, 7-23 (.304); Abdul-Wahad, 4-10 (.400); Bowen, 4-11 (.364); Willis, 1-4 (.250); Strickland, 0-1 (.000). **Nuggets: 512-1444 (.355). Opponents: 416-1168 (.356).**



SEASON BY SEASON



2001-02 (WON 27, LOST 55)

PLAYER	G-GS	MIN	FG	FGA	PCT	FT	FTA	PCT	OFF	DEF	TOT	AST	PF	DQ	STL	TO	BLK	PTS	AVG
Van Exel	45-44	1739	372	912	408	136	174	.782	19	150	169	365	69	0	30	116	7	965	21.4
Howard (TOT)	81-72	2635	462	1005	460	261	343	.761	223	389	612	169	265	4	46	152	47	1185	14.6
Howard (DEN)	28-28	976	192	420	457	117	152	.770	85	137	222	76	95	3	18	74	17	501	17.9
LaFrentz	51-51	1668	307	659	466	70	105	.667	117	262	379	60	173	5	31	60	153	759	14.9
Lenard	71-19	1666	315	769	410	94	120	.783	38	145	183	130	105	0	59	91	25	813	11.3
McDyess	10-10	236	43	75	573	27	33	.818	18	37	55	18	20	0	10	20	8	113	11.5
Posay	73-63	2238	277	736	376	161	203	.793	109	320	429	180	224	3	114	127	39	782	10.7
Hardaway (TOT)	68-16	1601	226	620	365	77	97	.794	14	110	124	278	109	0	57	111	10	652	9.6
Hardaway (DEN)	14-14	325	47	126	373	12	19	.632	1	26	27	77	25	0	17	38	2	134	9.6
Johnson	51-13	1200	186	383	486	109	146	.747	14	50	64	258	69	0	35	67	8	481	9.4
Rider	10-1	173	37	81	457	13	17	.765	10	23	33	12	11	0	3	14	2	93	9.3
McCloud	69-26	1830	206	576	358	132	163	.810	67	184	251	204	175	3	58	144	19	604	8.8
Cheaney	68-47	1631	224	466	481	46	67	.687	57	183	240	110	156	1	34	70	21	494	7.3
Abdul-Wahad	20-12	417	55	145	379	24	32	.750	39	78	116	22	51	1	18	24	9	135	6.8
Hamilton	54-15	848	103	245	420	118	181	.652	110	143	253	14	104	0	21	60	18	324	6.0
Harvey (TOT)	47-4	841	108	217	498	54	90	.600	80	147	227	37	115	1	21	33	24	270	5.7
Harvey (DEN)	29-4	679	94	191	492	44	68	.647	68	113	181	32	88	1	17	25	19	232	8.0
Satterfield	36-4	560	73	199	367	36	46	.783	17	35	52	108	43	0	31	53	1	189	5.3
Bateer	27-10	408	53	132	402	29	37	.784	32	64	96	22	94	3	10	32	5	139	5.1
Williams	41-16	737	86	217	396	30	41	.732	82	127	209	13	98	1	17	35	33	202	4.9
Bowen	75-21	1686	147	307	479	69	92	.750	134	165	299	52	171	1	75	41	41	364	4.9
Scott	21-10	252	37	75	493	8	20	.400	53	50	103	8	49	0	3	15	6	82	3.9
Andersen	24-1	262	25	74	338	22	28	.786	38	38	76	7	35	0	7	13	28	72	3.0
Arroyo (TOT)	37-1	371	49	111	441	13	18	.722	12	28	40	70	30	0	11	23	1	111	3.0
Arroyo (DEN)	20-1	275	36	82	439	9	12	.750	9	19	28	49	18	0	5	11	1	81	4.1
NUGGETS	82	19805	2915	6870	424	1306	1756	744	1117	2310	3427	1817	1873	22	613	1205	462	7559	92.2
OPPONENTS	82	19805	3005	6540	459	1602	2144	747	995	2529	3524	1968	1646	11	671	1173	560	8036	98.0

Three-Point Field Goals: Lenard, 89-240 (.371); Van Exel, 85-252 (.408); LaFrentz, 75-173 (.434); Posey, 67-237 (.283); McCloud, 60-222 (.270); Hardaway, 28-75 (.373); Satterfield, 7-27 (.259); Rider, 6-15 (.400); Bateer, 4-12 (.333); Abdul Wahad, 1-2 (.500); Bowen, 1-12 (.083); Johnson, 0-5 (.000); Andersen, 0-4 (.000); Cheaney, 0-4 (.000); Arroyo, 0-2 (.000); Williams, 0-2 (.000); Howard, 0-1 (.000).

Nuggets: 423-1285 (.329). Opponents: 424-1173 (.361).

2002-03 (WON 17, LOST 65)

PLAYER	G-GS	MIN	FG	FGA	PCT	FT	FTA	PCT	OFF	DEF	TOT	AST	PF	DQ	STL	TO	BLK	PTS	AVG	
Howard	77-77	2730	567	1261	450	282	351	.803	181	404	585	234	239	2	77	189	27	1418	18.4	
Posay	25-24	872	121	324	373	86	102	.843	38	107	145	78	63	1	29	66	6	352	14.1	
Nenê	80-53	2258	321	619	519	197	341	.578	208	283	491	149	295	4	127	181	65	839	10.5	
Whitney	29-20	762	94	261	360	46	57	.807	1	45	46	124	77	1	17	55	1	277	9.6	
White	72-19	1563	260	638	408	98	125	.784	43	170	213	121	134	1	45	156	32	650	9.0	
Williams (TOT)	78-11	1881	228	579	384	78	102	.765	24	147	171	266	140	0	77	114	6	627	8.0	
Williams (DEN)	27-9	712	94	241	390	30	45	.667	12	49	61	138	56	0	16	53	3	255	9.4	
Harvey	77-27	1613	246	551	446	118	176	.670	125	284	409	100	203	2	48	123	27	611	7.9	
Camby	29-9	616	93	227	410	33	50	.660	75	133	208	4	69	1	20	27	40	221	7.6	
Yarbrough	59-39	1381	168	428	393	49	62	.790	36	126	162	130	145	2	57	81	33	406	6.9	
Trepagnier	8-0	97	17	40	425	7	7	1.000	8	8	16	6	5	0	8	8	0	45	5.6	
Satterfield	22-6	420	51	165	309	16	23	.696	12	23	35	53	30	0	18	36	2	123	5.6	
Blount	54-24	885	105	267	393	71	99	.717	62	121	183	35	112	1	22	70	51	281	5.2	
Andersen	59-3	907	114	285	400	77	140	.550	109	165	274	32	90	1	30	60	60	305	5.2	
J. Harrington	82-51	2003	169	467	362	73	112	.652	44	206	250	277	250	6	80	157	15	418	5.1	
Tskitshvili	81-16	1320	115	393	293	48	65	.738	64	117	181	91	136	1	31	84	29	315	3.9	
Bowen	62-31	996	97	197	492	27	41	.659	78	79	157	54	82	0	65	43	29	223	3.6	
Crotty	12-0	180	14	41	341	9	15	.600	1	14	15	29	16	0	3	9	0	41	3.4	
Savovic	27-0	256	29	93	312	21	29	.724	9	16	25	22	33	0	14	21	1	83	3.1	
Brown (TOT)	10-2	93	12	35	343	6	8	.750	8	10	18	7	14	0	4	9	1	30	3.0	
Brown (DEN)	3-2	71	7	25	280	4	6	.667	4	7	11	5	11	0	4	4	1	18	6.0	
A. Harrington (TOT)	19-0	111	11	37	297	3	4	.750	1	7	8	12	8	0	2	2	1	30	1.6	
A. Harrington (DEN)	6-0	74	7	20	350	1	2	.500	1	5	6	10	6	0	1	0	0	19	3.2	
Bryant	3-0	14	0	1	000	1	2	.500	1	1	2	2	4	0	0	0	2	0	1	0.3
NUGGETS	82	19730	2689	6544	411	1294	1850	.699	1112	2363	3475	1737	2056	23	712	1514	422	6901	84.2	
OPPONENTS	82	19730	2696	6087	443	1768	2337	.757	861	2443	3304	1764	1789	16	742	1405	538	7580	92.4	

Three-Point Field Goals: Whitney, 43-128 (.336); Tskitshvili, 37-152 (.243); Williams, 37-102 (.363); White, 32-134 (.239); Posey, 24-88 (.273); Yarbrough, 21-78 (.269); J. Harrington, 7-28 (.250); Satterfield, 5-28 (.179); Crotty, 4-13 (.308); A. Harrington, 4-11 (.364); Savovic, 4-26 (.154); Trepagnier, 4-8 (.500); Bowen, 2--7 (.226); Camby, 2-5 (.400); Howard, 2-4 (.500); Harvey, 1-7 (.143); Nenê, 0-3 (.000); Andersen, 0-1 (.000); Brown, 0-1 (.000).

Nuggets: 229-824 (.278). Opponents: 420-1134 (.370).

2003-04 (WON 43, LOST 39)

PLAYER	G-GS	MIN	FG	FGA	PCT	FT	FTA	PCT	OFF	DEF	TOT	AST	PF	DQ	STL	TO	BLK	PTS	AVG
Anthony	82-82	2995	624	1465	426	408	525	.777	183	315	498	227	225	1	97	247	41	1725	21.0
Miller	82-82	2838	430	941	457	342	411	.832	127	239	366	501	194	2	142	215	25	1214	14.8
Lenard	73-70	2233	394	933	422	144	182	.791	46	154	200	151	177	1	61	101	12	1038	14.8
Nenê	77-77	2504	334	630	530	240	352	.682	154	349	503	168	280	3	116	183	41	908	11.8
Boykins	82-3	1849	321	706	477	142	162	.877	42	101	143	295	84	0	51	100	3	839	10.2
Camby	72-72	2162	252	549	477	98	136	.											

SEASON BY SEASON



2004-05 (WON 49, LOST 33)

PLAYER	G-GS	MIN	FG	FGA	PCT	FT	FTA	PCT	OFF	DEF	TOT	AST	PF	DQ	STL	TO	BLK	PTS	AVG
Anthony	75-75	2608	530	1230	.431	42	158	.266	141	285	426	194	229	4	68	224	30	1558	20.8
Martin	70-67	2272	444	907	.490	199	308	.646	146	365	511	170	228	1	100	149	78	1087	15.5
Miller	82-82	2852	427	895	.477	253	302	.838	100	238	338	569	204	1	121	220	8	1113	13.6
Boykins	82-5	2162	340	824	.413	279	303	.921	37	106	143	372	122	0	78	121	12	1015	12.4
Camby	66-66	2015	279	600	.465	125	173	.723	131	530	661	152	177	0	61	103	199	683	10.3
Lenard	3-1	54	10	26	.385	5	8	.625	0	6	6	6	2	0	1	2	0	29	9.7
Nenê	55-18	1317	194	386	.503	140	212	.660	104	221	325	84	167	0	50	94	48	528	9.6
D. Johnson	71-40	1232	185	371	.499	80	101	.792	43	108	151	75	140	0	43	65	18	503	7.1
Person (TOT)	41-3	667	107	226	.473	9	13	.692	3	80	83	39	30	0	19	17	4	264	6.4
Person (DEN)	25-0	461	82	169	.485	5	9	.556	2	59	61	28	24	0	13	10	4	202	8.1
Buckner	70-41	1522	160	303	.528	63	81	.778	66	142	208	133	169	0	75	49	6	432	6.2
White	42-2	531	98	227	.432	21	34	.618	20	54	74	36	51	0	30	27	10	236	5.6
Najera (TOT)	68-4	1185	145	322	.450	58	91	.637	102	141	243	65	148	0	41	61	24	354	5.2
Najera (DEN)	26-0	575	75	150	.500	29	46	.630	49	76	125	28	77	0	23	29	14	179	6.9
Russell	70-2	1026	95	252	.377	61	77	.792	50	122	172	72	130	0	44	35	11	307	4.4
Elson	67-11	939	101	216	.468	45	79	.570	61	140	201	34	129	1	34	40	41	248	3.7
Flores (TOT)	16-0	77	14	29	.483	2	2	1.000	1	2	3	11	9	0	2	11	0	35	2.2
Flores (DEN)	1-0	4	1	2	.500	0	0	---	1	0	1	0	0	0	0	0	0	3	3.0
Tskitishvili	23-0	158	15	51	.294	4	7	.571	11	18	29	4	24	0	8	14	8	34	1.5
Pope	9-0	27	2	6	.333	0	0	---	5	3	8	1	5	0	1	1	2	4	0.4
NUGGETS	82	19755	3038	6615	.459	320	2313	.763	967	2473	3440	1958	1878	7	750	1224	489	8161	99.5
OPPONENTS	82	19755	2950	6606	.447	463	2189	.746	975	2441	3416	1778	1960	19	636	1342	458	7995	97.5

Three-Point Field Goals: Boykins, 56-166 (.337); Russell, 56-149 (.376); D. Johnson, 53-148 (.358); Buckner, 49-121 (.405); Anthony, 42-158 (.266); Person, 33-68 (.485); White, 19-44 (.432); Miller, 6-39 (.154); Lenard, 4-12 (.333); Elson, 1-3 (.333); Flores, 1-1 (1.000); Martin, 0-12 (.000); Tskitishvili, 0-7 (.000); Najera, 0-6 (.000); Camby, 0-4 (.000); Nenê, 0-2 (.000).

Nuggets: 320-940 (.340). Opponents: 463-1342 (.345).

2005-06 (WON 44, LOST 38)

PLAYER	G-GS	MIN	FG	FGA	PCT	FT	FTA	PCT	OFF	DEF	TOT	AST	PF	DQ	STL	TO	BLK	PTS	AVG
Anthony	80-80	2941	756	1572	.481	573	709	.808	122	272	394	216	229	3	88	218	42	2122	26.5
Miller	82-82	2937	404	872	.463	313	424	.738	92	259	351	674	213	1	106	256	18	1126	13.7
Martin	56-49	1546	297	600	.495	121	170	.712	93	260	353	79	171	1	43	72	52	720	12.9
Camby	56-54	1857	302	649	.465	111	156	.712	132	536	668	115	158	1	79	92	184	716	12.8
Boykins	60-0	1542	271	661	.410	152	174	.874	21	60	81	230	73	0	48	83	4	756	12.6
Patterson (TOT)	71-22	1793	327	635	.515	203	338	.601	118	126	244	127	150	0	76	150	21	858	12.1
Patterson (DEN)	26-20	736	139	256	.543	65	112	.580	45	45	90	67	71	0	34	68	9	344	13.2
Lenard	12-6	238	42	103	.408	5	13	.385	2	26	28	18	21	0	8	11	2	99	8.3
Watson	46-10	975	121	282	.429	37	59	.627	17	69	86	160	95	1	37	75	7	347	7.5
Buckner	73-27	1758	181	417	.434	43	55	.782	31	178	209	127	180	0	87	52	20	491	6.7
Johnson	58-21	924	132	306	.431	34	42	.810	19	77	96	55	86	0	25	46	26	354	6.1
Evans (TOT)	67-25	1393	131	268	.489	115	217	.530	171	331	502	38	166	0	40	85	10	377	5.6
Evans (DEN)	26-2	605	43	95	.453	49	97	.505	57	169	226	15	71	0	16	44	5	135	5.2
Najera	64-3	1449	127	301	.422	89	114	.781	128	197	325	52	165	0	53	54	34	347	5.4
Elson	72-54	1579	151	284	.532	49	74	.662	99	240	339	47	211	0	54	65	45	352	4.9
Smith (TOT)	22-4	210	30	72	.417	5	8	.625	3	13	16	0	0	0	5	4	6	80	3.6
Smith (DEN)	1-0	2	0	1	.000	0	0	---	0	0	0	0	0	0	0	0	0	0	0.0
Kleiza	61-2	519	77	173	.445	57	81	.704	38	78	116	15	87	0	10	16	13	213	3.5
Eisley (TOT)	32-0	394	34	103	.330	20	24	.833	3	30	33	69	34	0	11	21	2	101	3.2
Eisley (DEN)	19-0	282	30	86	.349	20	24	.833	2	17	19	44	23	0	8	18	2	92	4.8
Hodge	14-0	33	5	13	.385	3	8	.375	5	2	7	6	7	0	2	8	0	13	0.9
Nenê	1-0	3	0	1	.000	0	0	---	0	0	0	0	0	0	0	0	0	0	0.0
Russell	1-0	3	0	0	---	0	0	---	0	0	1	1	0	0	0	0	0	0	0.0
NUGGETS	82	19930	3078	6672	.461	1721	2312	.744	903	2486	3389	1921	1863	7	698	1216	463	8227	100.3
OPPONENTS	82	19930	3070	6764	.454	1538	2090	.736	965	2469	3434	1959	1911	28	586	1323	436	8208	100.1

Three-Point Field Goals: Buckner, 86-243 (.354); Watson, 68-172 (.395); Boykins, 62-179 (.346); Johnson, 56-160 (.350); Anthony, 37-152 (.243); Eisley, 12-38 (.316); Lenard, 10-35 (.286); Martin, 5-22 (.227); Miller, 5-27 (.185); Najera, 4-12 (.333); Kleiza, 2-13 (.154); Camby, 1-11 (.091); Elson, 1-5 (.200); Patterson, 1-6 (.167); Smith, 0-1 (.000).

Nuggets: 350-1076 (.325). Opponents: 530-1480 (.358).

2006-07 (WON 45, LOST 37)

PLAYER	G-GS	MIN	FG	FGA	PCT	FT	FTA	PCT	OFF	DEF	TOT	AST	PF	DQ	STL	TO	BLK	PTS	AVG
Anthony	65-65	2486	691	1453	.476	459	568	.808	143	248	391	249	203	1	77	234	23	1881	28.9
Iverson (TOT)	65-64	2761	581	1313	.442	485	610	.795	23	170	193	468	95	0	123	268	13	1709	26.3
Iverson (DEN)	50-49	2121	430	947	.454	331	436	.759	16	136	152	359	74	0	90	202	12	1241	24.8
Boykins	31-4	877	156	378	.413	119	131	.908	23	40	63	132	31	0	25	52	2	472	15.2
Miller	23-23	822	117	248	.472	62	85	.729	25	79	104	209	58	1	37	70	4	300	13.0
J.R. Smith	63-24	1471	284	644	.441	102	126	.810	30	113	143	91	147	1	49	85	9	819	13.0
Nenê	64-42	1715	294	516	.570	195	283	.689	150	299	449	77	209	3	62	127	59	783	12.2
Camby	70-70	2369	312	659	.473	161	221	.729	164	652	816	223	183	2	87	122	231	785	11.2
Martin	2-2	63	8	16	.500	3	12	.250	6	14	20	1	10	0	0	5	0	19	9.5
Kleiza	79-14	1488	200	474	.422	115	135	.852	77	189	266	45	200	0	28	79	14	598	7.6
Najera	75-36	1658	204	354	.576	88	123	.715	131	179	310	64	207	3	73	56	26	497	6.6
Blake (TOT)	82-42	2224	209	509	.411	43	64	.672	21	148	169	408	121	0	61	129	8	528	6.4
Blake (DEN)	49-40	1642	164	380	.432	32	44	.727	14	110	124	324	72	0	51	101	5	408	8.3
Jo. Smith	11-0	148	23	48	.479	10	12	.833	13	27	40	3	23	0	6	13	7	56	5.1
Evans	66-11	1127	117	215	.544	91	183	.497	156	304	460	45	144	0	42	95	16	325	4.9
Diawara	64-19	1177	100	292	.342	35	53	.660	27	83	110	55	132	0	30	37	7	284	4.4
Johnson	39-7	419	50	154	.325	16	21	.762	10	47	57	17	39	0	16	27	12	135	3.5
Carter	2-0	37	3	8	.375	0	0	---	0	3	3	11	4	0	0	6	1	6	3.0
Hodge	4-1	37	2	5	.400	2	2	1.000	1	2	3	10	3	0	3	1	0	6	1.5
Sampson	22-3	125	9	14	.643	6	14	.429	15	33	48	5	17	0	2	10	7	24	1.1
Wafer (TOT)	1-0	1	0	1	.000	0	0	---	0	0	0	0	0	0	0	0	0	0	0.0
NUGGETS	82 </																		

SEASON BY SEASON



2007-08 (WON 50, LOST 32)

PLAYER	G-GS	MIN	FG	FGA	PCT	FT	FTA	PCT	OFF	DEF	TOT	AST	PF	DQ	STL	TO	BLK	PTS	AVG
Iverson	82-82	3424	712	1556	.458	645	797	.809	47	196	243	586	109	0	160	245	12	2164	26.4
Anthony	77-77	2806	728	1481	.492	464	590	.786	178	393	571	259	253	2	98	253	39	1978	25.7
Martin	71-71	2160	376	699	.538	123	212	.580	105	356	461	90	235	3	88	91	85	877	12.4
Smith	74-0	1421	311	674	.461	128	178	.719	43	109	152	128	144	0	62	112	12	907	12.3
Kleiza	79-13	1889	311	659	.472	164	213	.770	92	241	333	95	181	0	44	89	19	880	11.1
Camby	79-79	2757	286	635	.450	143	202	.708	230	807	1037	259	216	2	84	118	285	721	9.1
Carter	70-67	1960	218	476	.458	64	85	.753	27	173	200	388	172	2	108	124	28	545	7.8
Najera	78-3	1664	174	368	.473	63	89	.708	113	224	337	95	199	3	69	59	40	464	5.9
Nenê	16-1	266	29	71	.408	27	49	.551	30	57	87	15	46	1	9	21	14	85	5.3
Atkins	24-0	352	42	122	.344	4	9	.444	3	28	31	47	27	0	9	10	1	113	4.7
Jones (TOT)	47-2	530	60	140	.429	40	51	.784	29	63	92	28	85	0	15	28	3	178	3.8
Jones (DEN)	25-0	222	26	64	.406	23	28	.821	11	27	38	11	46	0	5	14	1	84	3.4
Wilks	8-0	122	10	23	.435	2	2	1.000	4	8	12	6	9	0	5	5	0	24	3.0
Diawara	54-14	542	55	134	.410	22	31	.710	23	39	62	37	61	1	8	16	3	153	2.8
Hunter	19-2	120	15	28	.536	9	20	.450	10	19	29	0	20	0	0	7	6	39	2.1
Green (TOT)	17-0	74	7	25	.280	11	12	.917	0	10	10	11	5	0	2	9	0	27	1.6
Green (DEN)	9-0	30	3	9	.333	3	4	.750	0	6	6	3	2	0	1	2	0	10	1.1
Wafer	21-0	90	10	38	.263	6	8	.750	1	9	10	5	4	0	2	11	1	27	1.3
McCoy	6-1	33	1	1	1.000	1	2	.500	1	6	7	0	7	0	0	4	5	3	0.5
NUGGETS	82	19855	3307	7038	.470	1891	2519	.751	918	2698	3616	2024	1731	14	752	1203	551	9074	110.7
OPPONENTS	82	19855	3334	7303	.457	1481	2028	.730	1042	2680	3722	2107	1950	15	644	1343	393	8770	107.0

Three-Point Field Goals: Smith, 157-390 (.403); Iverson, 95-275 (.345); Kleiza, 94-277 (.339); Anthony, 58-164 (.354); Najera, 53-147 (.361); Carter, 45-129 (.349); Atkins, 25-79 (.316); Diawara, 21-66 (.318); Jones (TOT), 18-53 (.340); Jones (DEN), 9-23 (.391); Camby, 6-20 (.300); Wilks, 2-5 (.400); Martin, 2-11 (.182); Green (TOT), 2-11 (.182); Green (DEN), 1-3 (.333); Wafer, 1-15 (.067); Nenê, 0-1 (.000); Hunter, 0-0 (.000); McCoy, 0-0 (.000).
Nuggets: 569-1605 (.355). Opponents: 621-1710 (.363).

2008-09 (WON 54, LOST 28)

PLAYER	G-GS	MIN	FG	FGA	PCT	FT	FTA	PCT	OFF	DEF	TOT	AST	PF	DQ	STL	TO	BLK	PTS	AVG
Anthony	66-66	2277	535	1207	.443	371	468	.793	106	344	450	222	195	1	75	199	24	1504	22.8
Iverson	3-3	123	18	40	.450	18	25	.720	3	5	8	20	3	0	3	10	1	56	18.7
Billups (TOT)	79-79	2788	410	980	.418	418	458	.913	32	207	239	506	161	0	93	177	18	1400	17.7
Billups (DEN)	77-77	2719	403	959	.420	409	448	.913	31	198	229	491	158	0	90	173	17	1375	17.9
Smith	81-18	2245	424	950	.446	205	272	.754	43	254	297	227	190	1	78	150	14	1233	15.2
Nenê	77-76	2510	428	709	.604	266	368	.723	183	415	598	108	278	5	95	147	101	1123	14.6
Martin	66-66	2111	318	648	.491	119	197	.604	81	314	395	132	201	1	96	104	74	769	11.7
Kleiza	82-7	1824	289	646	.447	148	204	.725	92	235	327	64	155	0	31	82	14	813	9.9
Andersen	71-1	1460	160	292	.548	130	181	.718	163	279	442	31	174	1	41	69	175	452	6.4
Jones	79-71	1426	154	336	.458	110	151	.728	58	110	168	78	199	0	49	68	19	429	5.4
Carter	78-5	1787	167	386	.433	57	78	.731	40	165	205	364	142	0	96	155	13	412	5.3
Balkman	53-10	780	110	197	.558	42	65	.646	86	117	203	34	98	1	47	35	23	264	5.0
Petro (TOT)	49-22	559	73	176	.415	16	29	.552	42	116	158	16	107	0	19	28	15	162	3.3
Petro (DEN)	27-10	217	27	63	.429	6	14	.429	15	48	63	10	56	0	3	13	10	60	2.2
Hart (TOT)	39-2	348	30	94	.319	18	23	.783	13	33	46	48	39	0	12	22	4	78	2.0
Hart (DEN)	11-0	36	5	10	.500	3	4	.750	1	3	4	5	4	0	0	3	0	13	1.2
Atkins	14-0	115	9	27	.333	4	4	1.000	0	6	6	28	5	0	2	10	1	27	1.9
Weems	12-0	55	8	25	.320	3	8	.375	0	4	4	3	8	0	1	6	0	19	1.6
Howard	3-0	22	1	2	.500	0	0	---	1	3	4	4	4	0	1	0	1	2	0.7
Samb	6-0	24	2	13	.154	0	0	---	2	7	9	1	4	0	2	2	5	4	0.7
NUGGETS	82	19730	3058	6510	.470	1891	2487	.760	905	2507	3412	1820	1874	10	710	1257	492	8555	104.3
OPPONENTS	82	19730	2966	6738	.440	1742	2228	.782	991	2391	3382	1756	1944	18	648	1265	447	8275	100.9

Three-Point Field Goals: Jones, 11-17 (.647); Billups (DEN), 160-390 (.410); Billups (TOT), 162-397 (.408); Smith, 180-453 (.397); Anthony, 63-170 (.371); Martin, 14-38 (.368); Kleiza, 87-267 (.326); Atkins, 5-17 (.294); Balkman, 2-7 (.286); Iverson, 2-8 (.250); Carter, 21-88 (.239); Andersen, 2-10 (.200); Nenê, 1-5 (.200); Hart (TOT), 0-6 (.000); Hart (DEN), 0-2 (.000); Weems, 0-3 (.000); Petro (TOT), 0-2 (.000); Petro (DEN), 0-1 (.000); Samb, 0-1 (.000); Howard, 0-0 (.000).
Nuggets: 548-1477 (.371). Opponents: 601-1643 (.366).

2009-10 (WON 53, LOST 29)

PLAYER	G-GS	MIN	FG	FGA	PCT	FT	FTA	PCT	OFF	DEF	TOT	AST	PF	DQ	STL	TO	BLK	PTS	AVG
Anthony	69-69	2634	688	1502	.458	508	612	.830	152	302	454	222	225	2	88	209	30	1943	28.2
Billups	73-73	2490	402	962	.418	466	512	.910	25	203	228	409	153	1	82	177	9	1427	19.5
Smith	75-0	2076	428	1033	.414	142	201	.706	28	206	234	183	174	1	99	139	20	1156	15.4
Nenê	82-82	2755	421	717	.587	293	416	.704	166	461	627	203	281	7	115	125	82	1135	13.8
Martin	58-58	1986	283	620	.456	93	167	.557	142	404	546	109	186	2	72	91	61	667	11.5
Afflalo	82-75	2230	272	585	.465	72	98	.735	59	193	252	138	225	1	46	74	30	724	8.8
Lawson	65-8	1316	201	390	.515	106	140	.757	42	82	124	203	89	0	48	82	2	542	8.3
Andersen	76-0	1692	142	251	.566	164	236	.695	147	336	483	33	171	1	42	59	143	448	5.9
Graham	63-18	759	105	202	.520	54	73	.740	39	84	123	22	104	0	23	43	7	266	4.2
Karl (TOT)	7-1	113	11	32	.344	4	6	.667	4	14	18	15	14	1	3	10	1	28	4.0
Petro	36-16	436	54	101	.535	14	21	.667	32	97	129	14	80	0	10	23	13	122	3.4
Carter	54-7	859	76	181	.420	11	13	.846	17	72	89	160	72	0	39	58	13	180	3.3
Allen	51-3	456	46	116	.397	12	13	.923	36	46	82	16	68	0	11	22	5	105	2.1
Balkman	13-1	91	6	18	.333	2	6	.333	4	19	23	7	16	0	8	6	2	14	1.1
NUGGETS	82	19780	3124	6678	.468	1937	2508	.772	889	2505	3394	1719	1844	15	683	1136	417	8729	106.5
OPPONENTS	82	19780	3088	6766	.456	1695	2207	.768	955	2513	3468								

SEASON BY SEASON



2010-11 (WON 50, LOST 32)

PLAYER	G-GS	MIN	FG	FGA	PCT	FT	FTA	PCT	OFF	DEF	TOT	AST	PF	DQ	STL	TO	BLK	PTS	AVG
Anthony	50-50	1774	437	967	.452	343	417	.823	77	305	382	140	134	2	43	142	31	1259	25.2
Billups	51-51	1646	235	536	.438	265	287	.923	12	113	125	271	94	0	52	129	12	840	16.5
Gallinari (TOT)	62-60	2104	265	640	.414	337	391	.862	59	246	305	104	144	0	51	83	27	970	15.6
Gallinari (DEN)	14-12	433	54	131	.370	78	101	.772	11	65	76	22	27	0	13	25	9	206	14.7
Felton (TOT)	75-54	2737	427	1005	.425	194	241	.805	48	221	269	625	150	0	125	221	11	1164	15.5
Felton (DEN)	21-0	663	88	204	.431	37	60	.617	8	67	75	137	37	0	28	45	0	241	11.5
Chandler (TOT)	72-49	2400	429	953	.450	130	161	.807	75	333	408	120	199	2	48	104	94	1100	15.3
Chandler (DEN)	21-19	642	101	241	.419	34	42	.810	13	92	105	34	47	0	14	37	24	262	12.5
Nene	75-75	2291	402	654	.615	286	402	.711	145	426	571	149	238	5	84	134	73	1091	14.5
Afflalo	69-69	2324	312	627	.498	138	163	.847	45	206	251	168	153	2	34	71	31	867	12.6
Smith	79-6	1968	341	784	.435	163	221	.738	45	277	322	175	173	0	92	100	16	969	12.3
Lawson	80-31	2103	346	688	.503	172	225	.764	67	142	209	377	133	1	80	137	4	933	11.7
Harrington	73-3	1665	281	675	.416	86	117	.735	76	256	332	101	202	4	39	106	10	765	10.5
Martin	48-48	1233	185	362	.511	42	72	.583	67	230	297	109	136	2	43	59	35	414	8.6
Andersen	45-0	732	82	137	.599	86	135	.637	75	144	219	20	79	1	23	25	58	250	5.6
Forbes	63-11	791	124	273	.454	59	87	.678	28	88	116	49	77	0	23	46	6	326	5.2
Williams	42-32	713	82	181	.453	34	46	.739	74	149	223	19	92	0	18	37	22	198	4.7
Mozgov (TOT)	45-14	524	63	133	.474	37	52	.712	46	75	121	15	84	1	15	35	25	163	3.6
Mozgov (DEN)	11-0	66	11	21	.524	6	8	.750	5	12	17	0	8	0	1	3	2	28	2.5
Koufos (TOT)	50-2	434	68	150	.453	24	43	.558	57	73	130	7	59	0	10	31	25	160	3.2
Koufos (DEN)	11-1	98	21	42	.500	12	19	.632	15	18	33	0	9	0	2	6	5	54	4.9
Balkman	5-0	44	5	9	.556	3	4	.750	1	3	4	2	11	0	4	0	2	13	2.6
Ely	30-2	366	28	51	.549	13	21	.619	27	47	74	14	50	1	4	14	11	69	2.3
Carter	14-0	153	10	30	.333	2	7	1.000	0	12	12	26	19	0	9	14	1	26	1.9
NUGGETS	82	19705	3145	6613	.476	1859	2429	.765	791	2652	3443	1813	1719	18	605	1157	352	8811	107.5
OPPONENTS	82	19705	3153	6876	.459	1539	2036	.756	864	2525	3389	1820	1864	7	611	1127	488	8421	102.7

Three-Point Field Goals: Smith, 124-318 (.390); Harrington, 117-328 (.357); Felton (TOT), 116-329 (.353); Felton (DEN), 28-61 (.459); Chandler (TOT), 112-320 (.350); Chandler (DEN), 26-75 (.347); Billups, 105-238 (.441); Afflalo, 105-248 (.423); Gallinari (TOT), 103-293 (.352); Gallinari (DEN), 20-54 (.370); Lawson, 69-171 (.404); Anthony, 42-126 (.333); Forbes, 19-58 (.328); Carter, 4-12 (.333); Martin, 2-9 (.222); Nene, 1-5 (.200); Andersen, 0-1 (.000); Koufos (TOT), 0-2 (.000); Koufos (DEN), 0-0 (.000); Balkman, 0-0 (.000); Ely, 0-0 (.000); Mozgov (TOT), 0-0 (.000); Mozgov (DEN), 0-0 (.000); Williams, 0-0 (.000).

Nuggets: 662-1704 (.388). Opponents: 576-1675 (.344) .

2011-12 (WON 38, LOST 28)

PLAYER	G-GS	MIN	FG	FGA	PCT	FT	FTA	PCT	OFF	DEF	TOT	AST	PF	DQ	STL	TO	BLK	PTS	AVG
Lawson	61-61	2124	374	767	.488	178	216	.824	54	173	227	401	94	0	82	149	6	999	16.4
Afflalo	62-62	2086	329	699	.471	197	247	.798	40	157	197	149	134	0	36	85	13	943	15.2
Gallinari	43-40	1351	193	466	.414	182	209	.871	28	174	202	116	86	0	42	68	23	628	14.6
Harrington	64-1	1761	345	773	.446	119	176	.676	72	318	390	88	181	0	58	112	12	910	14.2
Nene	28-27	826	143	281	.509	90	133	.677	43	165	208	61	69	0	36	77	25	376	13.4
McGee (TOT)	61-45	1535	307	552	.556	77	167	.461	163	314	477	31	166	0	35	87	132	691	11.3
McGee (DEN)	20-5	411	93	152	.612	19	51	.373	36	79	115	6	48	0	10	19	31	205	10.3
Faried	46-39	1037	181	309	.586	109	164	.665	142	210	352	36	116	0	34	54	47	471	10.2
A. Miller	66-7	1809	242	552	.438	137	169	.811	53	168	221	441	133	0	63	177	9	639	9.7
Chandler	8-6	215	31	79	.392	10	12	.833	6	35	41	17	18	0	6	18	6	75	9.4
Brewer	59-17	1287	201	463	.434	90	130	.692	43	107	150	88	113	0	72	56	17	525	8.9
Fernandez	31-1	710	99	225	.440	30	43	.698	9	56	65	75	37	0	31	40	3	268	8.6
Koufos	48-24	792	115	192	.599	33	55	.600	95	163	258	15	96	1	24	33	41	263	5.5
Mozgov	44-35	687	100	190	.526	39	57	.684	53	126	179	22	86	0	15	53	42	239	5.4
Andersen	32-1	486	59	108	.546	50	82	.610	48	100	148	6	52	1	19	17	46	168	5.3
Hamilton	26-2	258	48	111	.432	2	5	.400	11	51	62	20	15	0	4	16	3	115	4.4
Carroll	4-0	21	6	6	1.000	0	0	---	0	3	3	3	1	0	0	2	0	12	3.2
Stone	22-2	179	13	31	.419	8	11	.727	5	20	25	37	18	0	8	11	6	36	1.6
NUGGETS	66	16040	2572	5404	.476	1293	1760	.735	738	2105	2843	1581	1297	2	540	1015	330	6872	104.1
OPPONENTS	66	16040	2541	5569	.456	1029	1356	.759	730	1928	2658	1528	1452	9	524	1028	439	6682	101.2

Three-Point Field Goals: Harrington, 101-303 (.333); Afflalo, 88-221 (.398); Lawson, 73-200 (.365); Gallinari, 60-183 (.328); Fernandez, 40-122 (.328); Brewer, 33-127 (.260); Miller, 18-83 (.217); Hamilton, 17-47 (.362); Chandler, 3-12 (.250); Stone, 2-11 (.182); Nene, 0-2 (.000); Andersen, 0-0 (.000); Carroll, 0-0 (.000); Koufos 0-0 (.000); McGee, 0-0 (.000); Mozgov, 0-0 (.000).

Nuggets: 435-1311 (.332). Opponents: 571-1489 (.383) .

2012-13 (WON 57, LOST 25)

PLAYER	G-GS	MIN	FG	FGA	PCT	FT	FTA	PCT	OFF	DEF	TOT	AST	PF	DQ	STL	TO	BLK	PTS	AVG
Lawson	73-71	2513	448	971	.461	235	311	.756	36	162	198	501	135	0	107	182	8	1216	16.7
Gallinari	71-71	2309	364	871	.418	286	348	.822	65	302	367	176	130	0	64	111	36	1149	16.2
Chandler	43-8	1079	210	455	.462	88	111	.793	45	173	218	58	119	0	45	60	12	560	13.0
Iguodala	80-80	2779	396	879	.451	155	270	.574	82	341	423	433	127	0	139	206	52	1038	13.0
Brewer	82-2	2003	375	883	.425	149	216	.690	55	180	235	124	154	0	118	102	23	990	12.1
Faried	80-80	2248	380	689	.552	163	266	.613	260	474	734	77	234	1	81	113	83	923	11.5
A. Miller	82-11	2151	303	632	.479	163	194	.840	60	178	238	484	159	0	73	172	11	786	9.6
McGee	79-0	1433	303	527	.575	110	186	.591	158	223	381	24	184	1	30	90	157	717	9.1
Koufos	81-81	1817	295	508	.581	58	104	.558	211	351	562	32	246	4	44	53	103	648	8.0
Fournier	38-4	428	75	152	.493	30	39	.769	6	29	35	44	65	0	19	32	1	202	5.3
Hamilton	40-1	397	84	201	.418	13	26	.500	32	63	95	23	24	0	15	19	8	208	5.2
Randolph	39-0	329	56	114	.491	31	45	.689	29	66	95	12	41	0	19	37	21	143	3.7
Mozgov	41-1	366	44	87	.506	20	26	.769	50	57	107	9	57	1	6	25	18	108	2.6
Stone	4-0	28	2	2	1.000	3	4	.750	2	1	3	2	4	0	1	2	0	7	1.8
Q. Miller	7-0	26	4	12	.333	1	2	.500	1	1	2	3	3	0	1	1	0	9	1.3
NUGGETS	82	19905	3339	6983	.478	1505	2148	.701	1092	2601	3693	2002	1682	7	762	1253	533	8704	106.1
OPPONENTS	82	19905	3121	7025	.444	1358	1858	.731	1020	2391	3411	1936	1775	11	658	1305	554	8287	101.1

Three-Point Field Goals: Gallinari, 135-362 (.373); Brewer, 91-307 (.296); Iguodala, 91-287 (.317); Lawson, 85-232 (.366); Chandler, 52-126 (.413); Hamilton, 27-73 (.370); Fournier, 22-54 (.407); A. Miller, 17-64 (.266); McGee, 1-1 (.000); Randolph, 0-8 (.000); Mozgov, 0-2 (.000); Koufos, 0-1 (.000); Q. Miller, 0-1 (.000).

Nuggets: 521-1518 (.343). Opponents: 68

SEASON BY SEASON



2013-14 (WON 36, LOST 46)

PLAYER	G-GS	MIN	FG	FGA	PCT	FT	FTA	PCT	OFF	DEF	TOT	AST	PF	DQ	STL	TO	BLK	PTS	AVG
Lawson	62-61	2222	347	806	.431	324	406	.798	40	175	215	543	113	1	100	200	10	1090	17.6
Fariel	80-77	2178	447	820	.545	202	311	.650	238	446	684	86	193	0	70	135	69	1096	13.7
Chandler	62-55	1927	307	738	.416	110	152	.724	58	236	294	114	193	4	46	79	31	846	13.6
Foye	81-78	2485	361	875	.413	157	185	.849	36	196	232	287	205	4	67	145	39	1068	13.2
Hickson	69-52	1859	332	654	.508	150	290	.517	206	426	632	96	177	0	47	128	51	814	11.8
Robinson	44-1	866	164	383	.428	71	85	.835	21	60	81	112	92	0	36	58	4	457	10.4
Mozgov	82-30	1770	285	545	.523	196	260	.754	171	357	528	62	213	3	27	122	100	770	9.4
Brooks (TOT)	72-12	1557	233	581	.401	83	95	.874	43	97	140	233	146	0	52	117	13	645	9.0
Brooks (DEN)	29-12	841	129	318	.406	46	51	.902	20	58	78	150	70	0	27	66	7	346	11.9
Fournier	76-4	1504	228	554	.419	93	123	.756	34	168	202	112	179	1	34	100	7	638	8.4
McGee	5-5	80	17	38	.447	1	1	1.000	10	7	17	2	16	0	1	8	7	35	7.0
Hamilton	39-11	670	99	254	.390	23	31	.742	23	110	133	34	31	0	31	27	13	266	6.8
Arhtur	68-1	1161	162	410	.395	53	62	.855	52	158	210	61	185	3	39	58	47	401	5.9
A. Miller	30-2	570	66	144	.458	35	47	.745	16	57	73	100	32	0	15	33	7	176	5.9
Q. Miller	52-16	789	94	256	.367	39	55	.709	36	111	147	26	70	0	22	48	32	257	4.9
Randolph	43-5	527	68	176	.386	52	69	.754	20	102	122	32	64	0	26	39	19	206	4.8
Vesely (TOT)	54-1	776	89	173	.514	19	56	.339	81	110	191	21	121	3	53	36	35	197	3.6
Vesely (DEN)	21-0	306	41	81	.506	11	26	.423	28	50	78	11	57	2	27	14	16	93	4.4
NUGGETS	82	19755	3147	7042	.447	1563	2154	.726	1009	2717	3726	1838	1890	18	615	1305	459	8559	104.4
OPPONENTS	82	19755	3238	7086	.457	1654	2168	.763	930	2665	3595	1843	1778	11	694	1178	4569	8735	106.5

Three-Point Field Goals: Foye, 189-498 (.380); Chandler, 122-351 (.348); Fournier, 89-237 (.376); Lawson, 72-202 (.356); Robinson, 58-154 (.377); Hamilton, 45-129 (.349); Brooks (DEN), 42-116 (.362); Q. Miller, 30-94 (.319); Arhtur, 24-64 (.375); Randolph, 18-61 (.295); A. Miller, 9-18 (.500); Mozgov, 4-24 (.167); Hickson, 0-8 (.000); Fariel, 0-3 (.000); McGee, 0-0 (---); Vesely (DEN), 0-0 (---).

Nuggets: 702-1959 (.358). Opponents: 605-1724 (.351).

2014-15 (WON 30, LOST 52)

PLAYER	G-GS	MIN	FG	FGA	PCT	FT	FTA	PCT	OFF	DEF	TOT	AST	PF	DQ	STL	TO	BLK	PTS	AVG	
Lawson	75-75	2665	404	926	.436	265	363	.730	42	192	234	720	120	0	92	185	9	1143	15.2	
Afflalo	53-53	1750	281	657	.428	127	151	.841	21	159	180	101	108	0	32	83	5	771	14.5	
Chandler	75-71	2471	418	975	.429	110	142	.775	96	379	475	134	231	2	58	110	29	1085	13.9	
Fariel	75-71	2086	373	736	.507	199	288	.691	242	426	668	89	211	2	62	118	57	946	12.6	
Gallinari	59-27	1426	228	568	.401	171	191	.895	31	197	218	83	94	0	47	57	20	734	12.4	
Foye	50-21	1087	148	402	.368	45	55	.818	9	76	85	119	97	0	34	60	11	435	8.7	
Mozgov	35-35	897	117	232	.504	63	86	.733	91	181	272	16	114	2	15	47	41	299	8.5	
Nelson (TOT)	63-29	1406	205	504	.407	24	36	.667	33	113	146	253	136	1	47	102	6	523	8.3	
Nelson (DEN)	34-5	702	135	300	.450	11	19	.579	16	50	66	125	70	1	25	61	4	327	9.6	
Hickson	73-8	1411	218	459	.475	116	201	.577	150	302	452	57	136	0	36	96	35	552	7.6	
Nurkic	62-27	1103	171	383	.446	84	132	.636	125	257	382	50	207	6	52	86	68	426	6.9	
Barton (TOT)	58-0	984	150	353	.425	74	94	.787	26	136	162	81	70	0	48	61	19	397	6.8	
Barton (DEN)	28-0	683	112	253	.443	64	79	.810	23	105	128	54	50	0	34	44	15	307	11.0	
Arhtur	58-4	988	155	384	.404	46	59	.780	53	118	171	57	146	2	48	47	26	382	6.6	
Robinson	33-1	465	71	204	.348	26	40	.650	14	25	39	7	68	0	14	22	3	192	5.8	
McGee	17-0	195	34	61	.557	20	29	.690	14	34	48	7	28	0	2	13	19	88	5.2	
Gee	39-0	511	66	137	.482	48	65	.738	21	49	70	19	42	0	28	25	6	190	4.9	
Lauvergne	24-1	268	36	89	.404	18	28	.643	27	50	77	13	43	1	8	22	10	93	3.9	
Harris	55-6	719	66	217	.304	35	47	.745	21	43	64	29	71	0	39	38	7	188	3.4	
Green	43-1	410	61	162	.377	10	12	.833	7	24	31	39	26	0	12	14	0	146	3.4	
Clark (TOT)	30-0	192	19	55	.345	9	9	1.000	4	12	16	12	20	0	9	9	3	57	1.9	
Clark (DEN)	7-0	31	4	11	.364	4	4	1.000	0	3	3	2	8	0	3	2	1	13	1.9	
Franklin	3-0	13	1	2	.500	0	0	---	1	1	2	3	4	0	0	0	3	1	10	1.0
NUGGETS	82	19880	3099	7158	.433	1462	1991	.734	1012	2653	3665	1788	1882	16	641	1166	367	8320	101.5	
OPPONENTS	82	19880	3164	6909	.458	1652	2208	.748	899	2798	3697	1894	1698	8	611	1177	504	8611	105.5	

Three-Point Field Goals: Chandler, 139-406 (.342); Gallinari, 107-301 (.355); Foye, 94-263 (.357); Afflalo, 82-243 (.337); Lawson, 70-205 (.341); Nelson (DEN), 46-130 (.354); Arhtur, 26-110 (.236); Robinson, 24-92 (.261); Harris, 21-103 (.204); Barton, 19-67 (.284); Green, 14-47 (.298); Gee, 10-24 (.417); Lauvergne, 3-16 (.188); Mozgov, 2-6 (.333); Fariel, 1-8 (.125); Clark (DEN), 1-5 (.200); Franklin, 1-2 (.500); Hickson, 0-2 (.000); Nurkic, 0-2 (.000); McGee, 0-0. **Nuggets: 660-2032 (.325). Opponents: 631-1823 (.346).**

2015-16 (WON 33, LOST 49)

PLAYER	G-GS	MIN	FG	FGA	PCT	FT	FTA	PCT	OFF	DEF	TOT	AST	PF	DQ	STL	TO	BLK	PTS	AVG
Gallinari	53-53	1839	287	700	.410	375	432	.868	52	229	281	135	87	1	42	77	19	1036	19.5
Barton	82-1	2353	425	983	.432	316	268	.806	59	417	476	203	147	0	71	139	39	1178	14.4
Mudiay	68-66	2068	329	905	.364	140	209	.670	32	200	232	372	141	1	65	217	35	872	12.8
Fariel	67-64	1694	349	626	.558	136	22	.613	235	346	581	79	169	0	32	91	60	835	12.5
Harris	76-76	2439	359	765	.469	109	133	.820	54	166	220	147	143	0	97	98	18	932	12.3
Jokic	80-55	1733	307	600	.512	154	190	.811	181	379	560	189	208	3	79	104	50	796	10.0
Nurkic	32-3	547	101	242	.417	61	99	.616	65	110	175	40	91	0	24	55	44	263	8.2
Lauvergne	59-15	1041	195	380	.513	62	69	.899	77	213	290	56	115	1	13	54	15	465	7.9
Nelson	39-15	1036	113	307	.368	30	35	.857	19	96	115	190	100	1	25	66	5	299	7.7
Augustin (TOT)	62-0	1178	148	350	.423	103	128	.805	8	87	95	198	85	0	38	84	4	467	7.5
Augustin (DEN)	28-0	659	102	229	.445	77	94	.819	3	49	52	132	44	0	25	54	2	325	11.6
Arhtur	70-16	1516	221	489	.452	40	53	.755	86	207	293	96	185	1	53	66	48	527	7.5
Hickson	20-9	305	55	109	.505	27	59	.458	22	65	87	16	35	0	10	16	12	137	6.9
Foye	54-7	1070	117	333	.351	39	47	.830	16	89	105	112	83	0	26	58	16	323	6.0
Sampson (TOT)	73-40	1160	140	317	.442	80	122	.656	46	144	190	46	142	1	23	70	33	374	5.1
Sampson (DEN)	26-22	469	54	115	.470	18	25	.720	16	45	61	16	51	0	12	19	17	134	5.2
Toupane	21-0	305	25	70	.357	13	17	.765	8	23	31	15	40	0	7	6	6	76	3.6
Kilpatrick	8-0	82	8	21	.381	7	8	.875	2	4	6	3	7	0	2	4	0	27	3.4
Papanikolaou	26-6	294	24	66	.364	9	14	.643	8	32	40	16	24	0	13	21	5	67	2.6
Miller	47-2	373	22	62	.355	0	0	---	6	47	53	40	53	0	13	17	4	63	1.3
Green	3-0	7	0	1	.000	0	0	---	0	1	1	1	0	0	0	0	0	0	0.0
NUGGETS	82	19830	3093	7003	.442	1513	1974	.766	941	2718	3659								

SEASON BY SEASON



2016-17 (WON 40, LOST 42)

PLAYER	G-GS	MIN	FG	FGA	PCT	FT	FTA	PCT	OFF	DEF	TOT	AST	PF	DQ	STL	TO	BLK	PTS	AVG
Gallinari	63-63	2134	335	750	.447	349	387	.902	39	286	325	135	93	0	40	82	15	1145	18.2
Jokic	73-59	2038	494	854	.578	188	228	.825	212	506	718	359	214	1	61	171	55	1221	16.7
Chandler	71-33	2197	433	939	.461	141	194	.727	103	357	460	141	172	2	51	114	30	1117	15.7
Harris	57-56	1782	320	637	.502	104	134	.776	48	130	178	164	92	0	71	76	8	851	14.9
Barton	60-19	1705	295	666	.443	143	190	.753	58	201	259	206	110	0	48	97	28	820	13.7
Mudiay	55-41	1406	208	551	.377	131	167	.784	29	149	178	217	95	0	41	123	13	603	11.0
Murray	82-10	1764	295	730	.404	106	120	.883	41	173	214	170	124	0	51	113	24	811	9.9
Faried	61-34	1296	228	416	.548	131	189	.693	183	279	462	55	124	0	43	59	40	587	9.6
Nelson	75-39	2045	368	604	.444	45	63	.714	28	164	192	385	197	0	54	128	8	687	9.2
Plumlee (TOT)	81-64	2148	334	623	.536	174	300	.580	170	435	605	284	226	3	69	134	92	842	10.4
Plumlee (DEN)	27-10	632	99	181	.547	47	76	.618	50	123	173	70	77	0	19	46	29	245	9.1
Nurkic	45-29	807	151	298	.507	56	113	.496	89	171	260	60	88	0	25	81	36	358	8.0
Arthur	41-7	639	95	215	.442	19	22	.864	25	87	112	42	76	0	19	36	21	262	6.4
Hernangomez	62-9	842	101	224	.451	57	76	.750	43	144	187	29	62	0	30	31	12	305	4.9
Beasley	22-1	165	33	73	.452	8	10	.800	5	12	17	11	10	0	7	8	0	83	3.8
O'Bryant	7-0	46	7	15	.467	4	4	1.000	5	6	11	2	4	0	0	3	1	20	2.9
Stokes	2-0	7	1	1	1.000	1	2	.500	1	1	2	2	3	0	1	0	0	3	1.5
Miller	20-0	151	9	23	.391	2	2	1.000	2	36	38	22	9	0	2	13	0	28	1.4
Gee	13-0	89	3	14	.214	5	9	.556	4	11	15	6	14	0	5	4	1	11	0.8
Hibbert	6-0	11	2	3	.667	0	0	---	1	1	2	1	3	0	0	1	2	4	0.7
NUGGETS	82	19755	3377	7194	.469	1537	1986	.774	966	2837	3803	2077	1567	6	568	1226	323	9161	111.7
OPPONENTS	82	19755	3454	7248	.477	1403	1794	.782	770	2576	3346	1972	1653	11	681	982	404	9119	111.2

Three-Point Field Goals: Gallinari, 126-324 (.389); Murray, 115-344 (.334); Chandler, 110-326 (.337); Harris, 107-255 (.420); Nelson, 106-273 (.388); Barton, 87-235 (.370); Mudiay, 56-178 (.315); Arthur, 53-117 (.453); Hernangomez, 46-113 (.407); Jokic, 45-139 (.324); Beasley, 9-28 (.321); Miller, 8-20 (.400); O'Bryant, 2-3 (.667); Gee, 0-3 (.000); Faried, 0-6 (.000); Plumlee, 0-6 (.000); Nurkic, 0-0 (---); Stokes, 0-0 (---); Hibbert, 0-0 (---). **Nuggets: 870-2365 (.368). Opponents: 808-2153 (.375).**

2017-18 (WON 46, LOST 36)

PLAYER	G-GS	MIN	FG	FGA	PCT	FT	FTA	PCT	OFF	DEF	TOT	AST	PF	DQ	STL	TO	BLK	PTS	AVG
Jokic	75-73	2443	504	1010	.499	266	313	.850	195	608	803	458	212	2	90	210	61	1385	18.5
G. Harris	67-65	2304	440	908	.485	134	162	.827	37	139	176	194	119	0	122	119	15	1170	
Murray	81-80	2565	479	1062	.451	229	253	.905	82	215	297	274	173	2	79	172	28	1352	
Barton	81-40	2683	465	1028	.452	182	226	.805	70	339	409	331	168	0	82	149	52	1268	
Millsap	38-37	1143	202	435	.464	112	161	.696	65	180	245	105	99	1	39	73	44	555	14.6
Chandler	74-71	2346	281	631	.445	88	114	.772	102	296	398	159	156	2	43	92	39	738	10.0
Lyles	73-2	1391	270	550	.491	101	143	.705	55	292	347	91	111	1	30	61	34	724	9.9
Mudiay	42-0	752	129	322	.401	63	78	.808	16	78	94	121	47	0	21	72	4	359	8.5
D. Harris (TOT)	71-1	1340	187	454	.412	142	170	.835	12	115	127	152	158	1	47	76	12	595	8.4
D. Harris (DEN)	27-0	533	69	170	.406	49	58	.845	3	39	42	67	55	0	14	27	4	222	8.2
Plumlee	74-26	1439	221	368	.601	82	179	.458	132	268	400	142	184	2	49	103	81	524	7.1
Faried	32-7	461	76	148	.514	36	51	.706	68	85	153	18	51	0	12	23	13	188	5.9
Craig	39-5	629	62	137	.453	22	35	.629	40	87	127	25	63	0	12	20	15	163	4.2
Hernangomez	25-3	277	29	75	.387	10	12	.833	18	36	54	12	25	0	6	9	3	82	
Morris	3-0	25	4	6	.667	2	2	1.000	0	2	2	7	1	0	3	1	0	10	3.3
Beasley	62-0	583	73	178	.410	22	33	.667	14	57	71	31	36	0	15	24	7	196	3.2
Arthur	19-1	141	22	47	.468	2	3	.667	3	12	15	9	22	0	8	15	3	54	2.8
Jefferson	20-0	163	12	27	.444	4	7	.571	2	15	17	15	11	0	2	5	1	30	1.5
Lydon	1-0	2	0	0	---	0	0	---	0	0	0	0	0	0	0	0	0	0	0.0
NUGGETS	82	19880	3338	7102	.470	1404	1830	.767	902	2748	3650	2059	1533	11	627	1227	404	9020	110.0
OPPONENTS	82	19880	3386	7113	.476	1234	1671	.738	800	2613	3413	2028	1699	11	654	1131	391	8899	108.5

Three-Point Field Goals: Murray, 165-436 (.378); G. Harris, 156-394 (.396); Barton, 156-422 (.370); Jokic, 111-280 (.396); Chandler, 88-246 (.358); Lyles, 83-218 (.381); D. Harris, 79-227 (.348); Millsap, 39-113 (.345); Mudiay, 38-102 (.373); Beasley, 28-82 (.341); Craig, 17-58 (.293); Hernangomez, 14-50 (.280); Arthur, 8-23 (.348); Jefferson, 2-7 (.286); Plumlee, 0-1 (.000); Faried, 0-1 (.000); Morris, 0-1 (.000); Tyler Lydon, 0-0 (.000). **Nuggets: 940-2536 (.371). Opponents: 893-2364 (.378).**

2018-19 (WON 54, LOST 28)

PLAYER	G-GS	MIN	FG	FGA	PCT	FT	FTA	PCT	OFF	DEF	TOT	AST	PF	DQ	STL	TO	BLK	PTS	AVG
Jokic	80-80	2504	616	1206	.511	289	352	.821	228	637	865	580	228	2	108	248	55	1604	20.1
Murray	75-74	2447	513	1173	.437	189	223	.848	65	252	317	363	153	0	67	158	27	1367	18.2
Harris	57-48	1639	270	637	.424	115	144	.799	41	119	160	127	113	0	55	68	19	737	12.9
Millsap	70-65	1895	322	665	.484	181	249	.727	153	352	505	141	183	0	83	95	54	883	12.6
Barton	43-38	1189	185	460	.402	57	74	.770	32	167	199	124	82	0	18	65	22	494	11.5
Beasley	81-18	1879	349	737	.474	56	66	.848	35	165	200	97	116	0	55	55	10	917	11.3
Morris	82-6	1970	346	702	.493	65	81	.802	35	159	194	297	102	0	73	52	4	851	10.4
Lyles	64-2	1120	207	495	.418	81	116	.698	44	202	246	87	93	0	30	68	23	546	8.5
Thomas	12-0	181	34	99	.343	17	27	.630	5	8	13	23	17	0	5	18	1	97	8.1
Plumlee	82-17	1731	262	442	.593	111	198	.561	165	359	524	243	252	5	66	126	76	637	7.8
Hernangomez	70-25	1358	138	314	.439	66	86	.767	64	201	265	55	94	0	27	37	24	408	5.8
Craig	75-37	1503	160	362	.442	49	70	.700	89	174	263	72	175	4	37	44	46	430	5.7
Young	4-0	37	3	9	.333	0	0	---	0	1	1	2	4	0	0	2	1	9	2.3
Welsh	11-0	36	7	13	.538	1	2	.500	0	4	4	5	3	0	0	1	0	18	1.6
Vanderbilt	17-0	69	9	19	.474	6	10	.600	7	16	23	3	8	0	6	8	1	24	1.4
Goodwin	16-0	57	6	23	.261	9	11	.818	1	2	3	14	7	0	0	3	0	23	1.4
Akoon-Purcell	7-0	22	3	10	.300	1	2	.500	1	3	4	6	4	0	2</				

SEASON BY SEASON



2019-20 (WON 46, LOST 27)

PLAYER	G-GS	MIN	FG	FGA	PCT	FT	FTA	PCT	OFF	DEF	TOT	AST	PF	DQ	STL	TO	BLK	PTS	AVG
Jokic	73-73	2336	565	1071	.528	246	301	.817	166	545	711	512	222	1	85	226	44	1456	19.9
Murray	59-59	1904	408	894	.456	163	185	.881	45	191	236	284	102	0	67	127	17	1091	18.5
Barton	58-58	1916	332	738	.450	102	133	.767	76	289	365	212	121	0	61	88	29	874	15.1
Grant	71-24	1892	303	634	.478	147	196	.750	58	190	248	88	154	0	50	63	57	851	12.0
Millsap	51-48	1240	211	438	.482	115	141	.816	98	195	293	83	150	0	44	70	30	591	11.6
Harris	56-55	1780	218	519	.420	75	92	.815	26	137	163	118	116	1	76	60	14	581	10.4
Porter	55-8	903	195	383	.509	60	72	.833	66	193	259	46	100	0	27	49	25	512	9.3
Morris	73-12	1636	260	566	.459	75	89	.843	24	113	137	255	73	0	55	53	17	660	9.0
Beasley	41-0	746	117	301	.389	33	38	.868	9	68	77	48	50	0	31	36	6	325	7.9
Plumlee	61-1	1057	177	288	.615	83	155	.535	98	219	317	154	143	1	33	82	38	437	7.2
Bates-Diop (TOT)	44-0	744	100	234	.427	54	75	.720	25	102	127	30	43	0	19	17	24	288	6.5
Bates-Diop (DEN)	7-0	98	13	28	.464	8	10	.800	4	13	17	0	7	0	2	3	4	37	5.3
Dozier	29-0	412	65	157	.414	21	29	.724	10	45	55	63	45	0	14	27	6	168	5.8
Bol	7-0	87	14	28	.500	8	10	.800	5	14	19	6	11	0	2	10	6	40	5.7
Craig	58-27	1072	124	269	.461	22	36	.611	63	126	189	47	135	2	23	25	36	315	5.4
Daniels (TOT)	47-0	532	72	186	.387	10	16	.625	12	40	52	17	37	0	11	12	3	200	4.3
Daniels (DEN)	6-0	76	10	28	.357	0	0	---	0	6	6	3	7	0	3	3	0	26	4.3
Vonleh (TOT)	36-1	378	52	92	.565	25	32	.781	37	87	124	28	40	0	11	21	6	132	3.7
Vonleh (DEN)	7-0	30	5	6	.833	2	4	.500	3	5	8	2	4	0	0	2	0	13	1.9
Hernangomez	34-0	422	38	110	.345	16	25	.640	24	71	95	22	29	0	5	18	5	107	3.1
McRae	4-0	32	2	6	.333	3	4	.750	1	4	5	4	2	0	2	0	1	9	2.3
Cook (TOT)	13-0	54	8	12	.667	7	8	.875	6	8	14	1	5	0	3	3	0	23	1.8
Cook (DEN)	2-0	19	1	2	.500	2	2	1.000	2	2	4	0	1	0	2	2	0	4	2.0
Cancar	14-0	45	6	15	.400	4	4	1.000	5	5	10	3	7	0	1	3	1	17	1.2
Vanderbilt	9-0	41	5	7	.714	0	0	---	3	5	8	2	6	0	3	7	1	10	1.1
NUGGETS	73	17745	3069	6488	.473	1185	1526	.777	786	2436	3222	1952	1485	5	586	1005	337	8124	111.3
OPPONENTS	73	17745	2919	6311	.463	1247	1643	.759	736	2377	3113	1852	1494	14	525	1041	324	7970	109.2

Three-Point Field Goals: Murray, 112-324 (.346); Barton, 108-288 (.375); Grant, 98-252 (.389); Jokic, 80-255 (.314); Harris, 70-210 (.333); Morris, 65-172 (.378); Porter Jr., 62-147 (.422); Beasley, 58-161 (.360); Millsap, 54-124 (.435); Craig, 45-138 (.326); Dozier, 17-49 (.347); Hernangomez, 15-60 (.250); Daniels, 6-20 (.300); Bol, 4-9 (.444); Bates-Diop, 3-9 (.333); McRae, 2-4 (.500); Cancar, 1-6 (.167); Vonleh, 1-1 (1.000); Plumlee, 0-5 (.000); Vanderbilt, 0-0 (---); Cook, 0-0 (---). **Nuggets: 801-2234 (.359). Opponents: 885-2473 (.358).**

2020-21 (WON 48, LOST 34)

PLAYER	G-GS	MIN	FG	FGA	PCT	FT	FTA	PCT	OFF	DEF	TOT	AST	PF	DQ	STL	TO	BLK	PTS	AVG
Jokic	74-74	2476	764	1311	.583	379	468	.810	206	813	1019	584	191	0	109	281	63	2004	27.1
Gordon	75-75	2376	434	834	.520	171	230	.743	125	314	439	188	148	1	44	133	44	1126	15.0
Barton	71-71	2277	392	896	.438	102	127	.803	44	296	340	276	114	0	55	127	31	1043	14.7
Morris	75-74	2239	374	773	.484	73	84	.869	27	199	226	333	92	0	56	78	14	945	12.6
Je. Green	75-63	1849	277	529	.524	165	198	.833	41	190	231	96	151	2	28	71	27	772	10.3
Hyland	69-4	1310	230	571	.403	107	125	.856	14	174	188	191	153	1	41	86	20	698	10.1
Porter Jr.	9-9	265	37	103	.359	5	9	.556	9	50	59	17	16	0	10	12	2	89	9.9
Cousins (TOT)	48-7	717	149	324	.460	95	125	.760	74	196	270	71	139	0	35	85	21	430	9.0
Cousins (DEN)	31-2	431	94	206	.456	64	87	.736	50	122	172	53	93	0	19	69	13	276	8.9
Forbes (TOT)	75-2	1286	231	539	.429	79	87	.908	10	83	93	75	95	0	25	56	5	663	8.8
Forbes (DEN)	35-1	610	103	243	.424	35	38	.921	6	24	30	34	53	0	8	23	2	300	8.6
Nnaji	41-1	698	96	186	.516	41	65	.631	56	91	147	17	79	0	16	23	13	270	6.6
Ja. Green	67-8	1085	159	327	.486	81	93	.871	81	200	281	59	158	0	43	57	26	432	6.4
Rivers	67-18	1480	146	350	.417	32	44	.727	19	95	114	90	121	0	51	54	6	403	6.0
Dozier	18-0	340	36	99	.364	10	13	.769	14	49	63	29	33	0	11	13	6	97	5.4
Campazzo	65-4	1184	107	296	.361	60	78	.769	23	94	117	220	124	0	63	67	23	332	5.1
Reed	48-5	668	81	161	.503	10	15	.667	14	94	108	53	63	0	24	16	9	209	4.4
Ennis (TOT)	7-0	56	11	24	.458	4	5	.800	5	7	12	3	5	0	2	2	2	29	4.1
Ennis (DEN)	3-0	14	2	6	.333	0	1	.000	1	1	2	3	1	0	0	1	0	4	1.3
Cancar	15-1	176	23	41	.561	9	14	.643	8	23	31	17	18	0	2	9	3	62	4.1
Howard	31-0	176	39	101	.386	20	23	.870	2	10	12	7	17	0	9	7	0	126	4.1
Bol	14-0	81	15	27	.556	2	5	.400	4	16	20	5	4	0	1	4	2	33	2.4
Tucker	3-0	29	1	2	.500	3	4	.750	1	3	4	4	3	0	1	0	0	6	2.0
Cornelie	13-0	38	5	15	.333	3	4	.750	7	7	14	3	7	0	1	4	1	14	1.1
Jones (TOT)	5-0	23	1	9	.111	2	1.000	1	2	3	5	0	0	1	3	0	4	0.8	
Jones (DEN)	2-0	4	1	2	.500	0	0	---	0	0	0	0	0	0	0	0	0	2	1.0
NUGGETS	82	19805	3416	7079	.483	1372	1725	.795	752	2865	3617	2279	1639	4	592	1189	305	9243	112.7
OPPONENTS	82	19805	3367	7168	.470	1349	1783	.757	795	2680	3475	2082	1632	6	649	1051	392	9054	110.4

Three-Point Field Goals: Jokic, 97-288 (.337); Gordon, 87-260 (.335); Barton, 157-430 (.365); Morris, 124-314 (.395); Je. Green, 53-168 (.315); Hyland, 131-358 (.366); Porter Jr., 10-48 (.208); Cousins, 24-74 (.324); Forbes, 59-144 (.410); Nnaji, 37-80 (.463); Ja. Green, 33-124 (.266); Rivers, 79-231 (.342); Dozier, 15-48 (.313); Campazzo, 58-193 (.301); Reed, 37-86 (.430); Ennis, 0-2 (.000); Cancar, 7-12 (.583); Howard, 28-70 (.400); Bol, 1-4 (.250); Tucker, 1-2 (.500); Cornelie, 1-8 (.125); Jones, 0-0 (---). **Nuggets: 1039-2944 (.353). Opponents: 971-2806 (.346).**

SEE THE SEASON IN REVIEW SECTION FOR 2021-22 STATS





PRESENTED BY

WesternUnion WU

FRANCHISE HISTORY

MILE HIGH BASKETBALL MILE HIGH BASKETBALL MILE HIGH BASKETBALL MILE HIGH BASKETBALL MILE HIGH BASKETBALL MILE HIGH BASKETBALL MILE HIGH BASKETBALL MILE HIGH BASKETBALL MILE HIGH BASKETBALL MILE HIGH BASKETBALL





INCLUDES GAMES PLAYED WITH DENVER ONLY

MAHMOUD ABDUL-RAUF (FORMERLY CHRIS JACKSON)

Height: 6-1 Weight: 162 Louisiana State '92 Born Mar. 9, 1969
 Acquired: Drafted, No. 3 overall, in 1990 Departed: Traded to Sacramento on Jun. 13, 1996

YEAR	GP	MIN	FGM	FGA	PCT	FTM	FTA	PCT	OFF	DEF	REB	AST	PF	DQ	STL	BLK	PTS	AVG
90-91	67	1505	417	1009	.413	84	98	.857	34	87	121	206	149	2	55	4	942	14.1
91-92	81	1538	356	845	.421	94	108	.870	22	92	114	192	130	0	44	4	837	10.3
92-93	81	2710	633	1407	.450	217	232	.935	51	174	225	344	179	0	84	8	1553	19.2
93-94	80	2617	588	1279	.460	219	229	.956	27	141	168	362	150	1	82	10	1437	18.0
94-95	73	2082	472	1005	.470	138	156	.885	32	105	137	263	126	0	77	9	1165	16.0
95-96	57	2029	414	955	.434	146	157	.930	26	112	138	389	117	0	64	3	1095	19.2

TOTALS 439 12481 2880 6500 .443 898 980 .916 192 711 903 1756 851 3 406 38 7029 16.0
 Three-point field goals: '90-91, 24-100, (.240); '91-92, 31-94, (.330); '92-93, 70-197, (.355); '93-94, 42-133, (.316); '94-95, 83-215, (.386); '95-96, 121-309 (.392) Totals: 371-1048 (.354).

PLAYOFFS	GP	MIN	FGM	FGA	PCT	FTM	FTA	PCT	OFF	DEF	REB	AST	PF	DQ	STL	BLK	PTS	AVG
1994	12	339	57	154	.370	29	31	.935	3	15	18	30	29	0	5	1	155	12.9
1995	3	76	12	33	.364	14	14	1.000	2	3	5	5	8	0	2	0	40	13.3

TOTALS 15 415 69 187 .369 43 45 .956 5 18 23 35 37 0 7 1 195 13.0
 Three-point field goals: 1994, 12-37 (.324); 1995, 2-12 (.167); Totals: 14-49 (.286).

TARIQ ABDUL-WAHAD

Height: 6-6 Weight: 223 San Jose State '98 Born Nov. 3, 1974
 Acquired: By trade from Orlando on Feb. 1, 2000 Departed: Traded to Dallas on Feb. 21, 2002

YEAR	GP	MIN	FGM	FGA	PCT	FTM	FTA	PCT	OFF	DEF	REB	AST	PF	DQ	STL	BLK	PTS	AVG
99-00	15	373	51	131	.389	31	42	.738	24	28	52	26	31	0	6	12	134	8.9
00-01	29	420	43	111	.387	21	36	.583	14	45	59	22	54	0	14	13	111	3.8
01-02	12	295	36	103	.350	15	22	.682	30	21	51	15	33	0	11	7	88	7.3

TOTALS 56 1088 130 345 .377 67 100 .670 68 94 162 63 118 0 31 32 333 6.0
 Three-point field goals: '99-00, 1-2 (.500); '00-01, 4-10 (.400); '01-02, 1-2 (.500). Totals: 6-14 (.429).

MICHAEL ADAMS

Height: 5-10 Weight: 165 Boston College '85 Born Jan. 19, 1963
 Acquired: By trade from Washington on Nov. 2, 1987 Departed: Traded to Washington on Jun. 11, 1991

YEAR	GP	MIN	FGM	FGA	PCT	FTM	FTA	PCT	OFF	DEF	REB	AST	PF	DQ	STL	BLK	PTS	AVG
87-88	82	2778	416	927	.449	166	199	.834	40	183	223	503	138	0	168	16	1137	13.9
88-89	77	2787	468	1082	.443	322	393	.819	71	212	283	490	149	0	166	11	1424	18.5
89-90	79	2690	398	989	.402	267	314	.850	49	176	225	495	133	0	121	3	1221	15.5
90-91	66	2346	560	1421	.394	465	529	.879	58	198	256	693	162	1	147	6	1752	26.5

TOTALS 304 10601 1842 4419 .416 1220 1435 .850 218 769 987 2181 582 1 602 36 5534 18.2
 Three-point field goals: '87-88, 139-379 (.367); '88-89, 166-466 (.356); '89-90, 158-432 (.366); '90-91, 167-564 (.296). Totals: 630-1841 (.342).

PLAYOFFS	GP	MIN	FGM	FGA	PCT	FTM	FTA	PCT	OFF	DEF	REB	AST	PF	DQ	STL	BLK	PTS	AVG
1988	11	406	47	130	.362	36	41	.878	9	27	36	64	19	0	18	2	147	13.4
1989	2	75	15	36	.417	7	8	.875	5	12	17	9	6	0	3	0	47	23.5
1990	3	105	13	34	.382	7	8	.875	0	6	6	18	10	0	4	0	39	13.0

TOTALS 16 586 75 200 .375 50 57 .877 14 45 59 91 35 0 25 2 233 14.6
 Three-point field goals: 1988, 17-54 (.315); 1989, 10-22 (.450); 1990, 6-20 (.300). Totals: 33-96 (.344).

ARRON AFFLALO

Height: 6-5 Weight: 215 UCLA '07 Born Oct. 15, 1985
 Acquired: By trade from Detroit on July 13, 2009 Departed: Traded to Orlando on Aug. 10, 2012
 Re-Acquired: By trade from Orlando on June 27, 2014 Departed: Traded to Portland on Feb. 19, 2015

YEAR	GP	MIN	FGM	FGA	PCT	FTM	FTA	PCT	OFF	DEF	REB	AST	PF	DQ	STL	BLK	PTS	AVG
09-10	82	2221	272	585	.465	72	99	.735	59	193	252	138	225	1	46	30	724	8.8
10-11	69	2324	312	627	.498	138	163	.847	45	206	251	168	153	2	34	31	867	12.6
11-12	62	2086	329	699	.471	197	247	.798	40	157	197	149	134	0	36	13	943	15.2
14-15	53	1750	281	657	.428	127	151	.841	21	159	180	101	108	0	32	5	771	15.9

TOTALS 266 8381 1194 2568 .465 534 659 .810 165 715 880 556 620 3 148 79 3305 14.2
 Three-point field goals: '09-10, 108-249 (.434); '10-11, 105-248 (.423); '11-12, 88-221 (.398); '14-15, 82-243 (.337). Totals: 383-961 (.399).

PLAYOFFS	GP	MIN	FGM	FGA	PCT	FTM	FTA	PCT	OFF	DEF	REB	AST	PF	DQ	STL	BLK	PTS	AVG
2010	6	120	20	32	.625	9	11	.818	1	12	13	7	21	0	1	2	55	9.2
2011	3	85	12	34	.353	7	8	.875	0	9	9	7	10	0	0	0	34	11.3
2012	7	229	30	74	.405	12	15	.800	5	25	30	19	14	0	5	2	76	10.9

TOTALS 16 434 62 140 .443 28 34 .824 6 46 52 33 45 0 6 4 165 10.3
 Three-point field goals: 2010, 6-14 (.429); 2011, 3-12 (.250); 2012, 4-20 (.200). Totals: 13-46 (.283).





DEVAUGHN AKOON-PURCELL

Height: 6-6 Weight: 200 Illinois State '16 Born Jun. 5, 1993
 Acquired: Signed a two-way contract on Aug. 7, 2018 Departed: Waived on Dec. 16, 2018

YEAR	GP	MIN	FGM	FGA	PCT	FTM	FTA	PCT	OFF	DEF	REB	AST	PF	DQ	STL	BLK	PTS	AVG
18-19	7	22	3	10	.300	1	2	.500	1	3	4	6	4	0	2	0	7	1.0
TOTALS	7	22	3	10	.300	1	2	.500	1	3	4	6	4	0	2	0	7	1.0

Three-point field goals: '18-19, 0-4 (.000). Totals: 0-4 (.000).

MARK ALARIE

Height: 6-8 Weight: 217 Duke '86 Born Dec. 11, 1963
 Acquired: Drafted, No. 18 overall, in 1986 Departed: Traded to Washington on Nov. 2, 1987

YEAR	GP	MIN	FGM	FGA	PCT	FTM	FTA	PCT	OFF	DEF	REB	AST	PF	DQ	STL	BLK	PTS	AVG
86-87	64	1110	217	443	.490	67	101	.663	73	141	214	74	138	1	22	28	503	7.9
Three-point field goals: 2-9 (.222)																		
PLAYOFFS	GP	MIN	FGM	FGA	PCT	FTM	FTA	PCT	OFF	DEF	REB	AST	PF	DQ	STL	BLK	PTS	AVG
1987	3	41	9	15	.600	2	2	1.000	0	5	5	1	9	0	2	2	20	6.7
Three-point field goals: 0-0																		

CORY ALEXANDER

Height: 6-1 Weight: 190 Virginia '96 Born Jun. 22, 1973
 Acquired: Signed as a free agent on Mar. 4, 1998 Departed: Waived on Oct. 30, 2000

YEAR	GP	MIN	FGM	FGA	PCT	FTM	FTA	PCT	OFF	DEF	REB	AST	PF	DQ	STL	BLK	PTS	AVG
97-98	23	797	111	255	.435	55	65	.846	10	89	99	138	45	0	45	6	323	14.0
98-99	36	778	97	260	.373	37	44	.841	7	67	74	119	77	0	35	5	261	7.3
99-00	29	329	28	98	.286	17	22	.773	8	34	42	58	39	0	24	2	82	2.8
TOTALS	88	1904	236	613	.385	109	131	.832	25	190	215	315	161	0	104	13	666	7.6

Three-point field goals: '97-98, 46-112 (.411); '98-99, 30-105 (.286); '99-00, 9-35 (.257). Totals: 85-252 (.337).

JEROME ALLEN

Height: 6-4 Weight: 184 Pennsylvania '95 Born Jan. 28, 1973
 Acquired: By trade from Indiana on Feb. 20, 1997 Departed: Renounced following '96-97 season

YEAR	GP	MIN	FGM	FGA	PCT	FTM	FTA	PCT	OFF	DEF	REB	AST	PF	DQ	STL	BLK	PTS	AVG
96-97	25	251	21	74	.284	15	25	.600	12	21	33	43	17	0	4	4	64	2.6
Three-point field goals: 7-34 (.206)																		

MALIK ALLEN

Height: 6-10 Weight: 255 Villanova '00 Born Jun. 27, 1978
 Acquired: By trade from Milwaukee on Jul. 31, 2009 Departed: Contract expired at end of '09-10 season

YEAR	GP	MIN	FGM	FGA	PCT	FTM	FTA	PCT	OFF	DEF	REB	AST	PF	DQ	STL	BLK	PTS	AVG
09-10	51	456	46	116	.397	12	13	.923	36	46	82	16	68	0	11	5	105	2.1
Three-point field goals: 1-6 (.167)																		
PLAYOFFS	GP	MIN	FGM	FGA	PCT	FTM	FTA	PCT	OFF	DEF	REB	AST	PF	DQ	STL	BLK	PTS	AVG
2010	4	11	0	1	.000	0	0	---	2	1	3	0	2	0	1	0	0	0.0
Three-point field goals: 0-0.																		

CHRIS ANDERSEN

Height: 6-10 Weight: 228 Blinn (Texas) J.C. '99 Born Jul. 7, 1978
 Acquired: Signed as a free agent from the NBDL on Nov. 21, 2001 Departed: Contract expired at end of '03-04 season
 Acquired: Signed as a free agent on July 24, 2008 Departed: Amnestied on July 17, 2012

YEAR	GP	MIN	FGM	FGA	PCT	FTM	FTA	PCT	OFF	DEF	REB	AST	PF	DQ	STL	BLK	PTS	AVG
01-02	24	262	25	74	.338	22	28	.786	38	38	76	7	35	0	7	28	72	3.0
02-03	59	907	114	285	.400	77	140	.550	109	165	274	32	90	1	30	60	305	5.2
03-04	71	1029	90	203	.443	63	107	.589	89	209	298	35	119	0	34	114	243	3.4
08-09	71	1460	160	292	.548	130	181	.718	163	279	442	31	174	1	41	175	452	6.4
09-10	76	1695	142	251	.566	164	236	.695	147	336	483	33	171	1	42	143	448	5.9
10-11	45	732	82	137	.599	86	135	.637	75	144	219	20	79	1	23	58	250	5.6
11-12	32	486	59	108	.546	50	82	.610	48	100	148	6	52	1	19	46	168	5.3
TOTALS	378	6571	672	1350	.498	592	909	.651	669	1271	1940	165	720	5	198	624	1938	5.1

Three-point field goals: '01-02, 0-4 (.000); '02-03, 0-1 (.000); '03-04, 0-1 (.000); '08-09, 2-10 (.200); '09-10, 0-3 (.000); '10-11, 0-1 (.000); '11-12, 0-0 (---). Totals: 2-20 (.100).

PLAYOFFS	GP	MIN	FGM	FGA	PCT	FTM	FTA	PCT	OFF	DEF	REB	AST	PF	DQ	STL	BLK	PTS	AVG
2004	5	34	3	9	.333	0	0	---	6	8	14	2	3	0	1	2	6	1.2
2009	15	328	34	54	.630	29	44	.659	29	66	95	9	42	0	5	32	97	6.3
2010	6	116	9	17	.529	9	14	.643	7	20	27	1	14	0	1	6	27	4.5
2011	5	73	7	11	.636	10	14	.714	5	9	14	3	8	0	3	7	24	2.8
TOTALS	31	551	53	91	.582	48	72	.667	47	103	150	15	67	0	10	47	154	4.8

Three-point field goals: 2004, 0-0 (---); 2009, 0-1 (.000); 2010, 0-0 (---); 2011, 0-0 (---). Totals: 0-1, (.000)

CLIFF ANDERSON

Height: 6-4 Weight: 200 St. Joseph's (PA) '67 Born Sept. 7, 1945

YEAR	GP	MIN	FGM	FGA	PCT	FTM	FTA	PCT	OFF	DEF	REB	AST	PF	DQ	STL	BLK	PTS	AVG
69-70	3	22	2	4	.500	2	6	.333	1	3	4	4	3	0	-	3	6	2.0
Three-point field goals: 0-0.																		





DWIGHT ANDERSON

Height: 6-3 Weight: 185 Southern California '82 Born Dec. 28, 1960
 Acquired: Signed 10-day contract on Dec. 30, 1982 Departed: Was not offered a second 10-day contract

YEAR	GP	MIN	FGM	FGA	PCT	FTM	FTA	PCT	OFF	DEF	REB	AST	PF	DQ	STL	BLK	PTS	AVG
82-83	5	133	7	14	.500	7	10	.700	0	2	2	3	7	0	1	5	21	4.2

Three-point field goals: 0-0.

GREG "CADILLAC" ANDERSON

Height: 6-10 Weight: 240 Houston '87 Born Jun. 22, 1964
 Acquired: By trade from New Jersey on Jan. 23, 1991 Departed: Contract expired at end of '91-92 season

YEAR	GP	MIN	FGM	FGA	PCT	FTM	FTA	PCT	OFF	DEF	REB	AST	PF	DQ	STL	BLK	PTS	AVG
90-91	41	659	85	193	.440	44	87	.506	67	170	237	12	107	3	25	36	214	5.2
91-92	82	2793	389	854	.456	167	268	.623	337	604	941	78	263	3	88	65	945	11.5
TOTALS	123	3452	474	1047	.452	211	355	.594	404	774	1178	90	370	6	113	101	1159	9.4

Three-point field goals: '91-92, 0-4 (.000).

RICHARD ANDERSON

Height: 6-10 Weight: 240 UC-Santa Barbara '82 Born Nov. 19, 1960
 Acquired: By trade from San Diego on Oct. 4, 1983 Departed: Contract expired at end of '83-84 season

YEAR	GP	MIN	FGM	FGA	PCT	FTM	FTA	PCT	OFF	DEF	REB	AST	PF	DQ	STL	BLK	PTS	AVG
83-84	78	1380	272	638	.426	116	150	.773	163	270	406	193	183	0	46	109	663	8.5

Three-point field goals: 3-19 (.158)

PLAYOFFS	GP	MIN	FGM	FGA	PCT	FTM	FTA	PCT	OFF	DEF	REB	AST	PF	DQ	STL	BLK	PTS	AVG
1984	4	37	6	15	.400	4	6	.667	1	8	9	5	6	0	0	1	16	4.0

Three-point field goals: 0-1 (.000)

CARMELO ANTHONY

Height: 6-8 Weight: 230 Syracuse '03 Born May 29, 1984
 Acquired: Drafted, No. 3 overall in 2003 Departed: Traded to New York on Feb. 22, 2011

YEAR	GP	MIN	FGM	FGA	PCT	FTM	FTA	PCT	OFF	DEF	REB	AST	PF	DQ	STL	BLK	PTS	AVG
03-04	82	2994	624	1465	.426	408	525	.777	183	315	498	227	225	1	97	41	1725	21.0
04-05	75	2608	530	1230	.431	456	573	.796	141	285	779	194	229	1	68	30	1558	20.8
05-06	80	2940	756	1572	.481	573	709	.808	122	272	764	216	229	3	88	42	2122	26.5
06-07	65	2485	691	1453	.476	459	568	.808	143	248	884	249	203	1	77	22	1881	28.9
07-08	77	2806	728	1481	.492	464	590	.786	178	393	528	259	253	2	98	39	1978	25.7
08-09	66	2277	535	1207	.443	371	468	.793	106	344	537	222	195	1	75	24	1504	22.8
09-10	69	2634	688	1502	.458	508	612	.830	152	302	417	222	225	2	88	30	1943	28.2
10-11	50	1774	437	967	.452	343	417	.823	77	305	96	140	134	2	43	31	1259	25.2
TOTALS	564	2052	4989	10877	.459	3582	4462	.803	1102	2464	3566	1729	1693	13	634	259	13970	24.8

Three-point field goals: '03-04, 69-214 (.322); '04-05, 42-158 (.266); '05-06, 37-152 (.243); '06-07, 40-149 (.268); '07-08, 58-164 (.354); '08-09, 63-170 (.371); '09-10, 59-187 (.316); '10-11, 42-126 (.333). Totals: 410-1,320 (.311).

PLAYOFFS	GP	MIN	FGM	FGA	PCT	FTM	FTA	PCT	OFF	DEF	REB	AST	PF	DQ	STL	BLK	PTS	AVG
2004	4	143	21	64	.328	16	20	.800	7	26	33	11	11	1	5	0	60	15.0
2005	5	180	35	83	.422	26	32	.813	14	13	27	10	20	0	3	1	96	19.2
2006	5	193	33	99	.333	39	52	.750	12	21	33	14	20	1	4	1	105	21.0
2007	5	210	47	98	.480	31	39	.795	18	25	43	6	12	0	5	0	134	26.8
2008	4	146	32	88	.364	24	29	.828	19	19	38	8	17	1	2	1	90	22.5
2009	16	612	146	322	.453	119	144	.826	26	67	93	65	60	1	28	10	435	27.2
2010	6	254	64	138	.464	50	57	.877	14	37	51	20	26	1	12	3	184	30.7
TOTALS	45	1738	378	892	.424	305	373	.818	110	208	318	134	166	5	59	16	1104	24.5

Three-point field goals: 2004, 2-11 (.182); 2005, 0-1 (.000); 2006, 0-4 (.000); 2007, 9-18 (.500); 2008, 2-8 (.250); 2009, 24-66 (.364); 2010, 6-19 (.316). Totals: 43-127 (.339).

CARLOS ARROYO

Height: 6-2 Weight: 202 Florida International '01 Born Jul. 30, 1979
 Acquired: Signed to a 10-day contract on Mar. 7, 2002 Departed: Waived on Aug. 15, 2002

YEAR	GP	MIN	FGM	FGA	PCT	FTM	FTA	PCT	OFF	DEF	REB	AST	PF	DQ	STL	BLK	PTS	AVG
01-02	20	275	36	82	.439	9	12	.750	9	19	28	49	18	0	5	1	81	4.1

Three-point field goals: 0-2 (.000).

DARRELL ARTHUR

Height: 6-9 Weight: 235 Kansas '08 Born Mar. 28, 1988
 Acquired: By trade from Memphis on Jun. 27, 2013 Departed: Traded to Brooklyn on Jul. 13, 2018

YEAR	GP	MIN	FGM	FGA	PCT	FTM	FTA	PCT	OFF	DEF	REB	AST	PF	DQ	STL	BLK	PTS	AVG
13-14	68	1161	162	410	.395	53	62	.855	52	158	210	61	185	3	39	47	401	5.9
14-15	58	988	155	384	.404	46	59	.780	53	118	171	57	146	2	48	26	382	6.6
15-16	70	1516	221	489	.452	40	53	.755	86	207	293	96	185	1	53	48	527	7.5
16-17	41	639	95	215	.442	19	22	.864	25	87	112	42	76	0	19	21	262	6.4
17-18	19	141	22	47	.468	2	3	.667	3	12	15	9	22	0	8	3	54	2.8
TOTALS	256	4445	655	1545	.424	160	199	.804	219	582	801	265	614	6	167	145	1626	6.4

Three-point field goals: '13-14, 24-64 (.375); '14-15, 26-110 (.236); '15-16, 45-117 (.385); '16-17, 53-117 (.453); '17-18, 8-23 (.348). Totals: 156-431 (.362).





VINCENT ASKEW

Height: 6-6 Weight: 235 Memphis '88 Born Feb. 28, 1966
 Acquired: By trade from Indiana on Feb. 20, 1997 Departed: Renounced following '96-97 season

YEAR	GP	MIN	FGM	FGA	PCT	FTM	FTA	PCT	OFF	DEF	REB	AST	PF	DQ	STL	BLK	PTS	AVG
96-97	1	9	2	3	.667	2	2	1.000	0	0	0	0	0	0	0	0	6	6.0

Three-point field goals: 0-0.

CHUCKY ATKINS

Height: 5-11 Weight: 185 South Florida '96 Born Aug. 14, 1974
 Acquired: Signed as a free agent on Jul. 16, 2007 Departed: Traded to Oklahoma City on Jan. 7, 2009

YEAR	GP	MIN	FGM	FGA	PCT	FTM	FTA	PCT	OFF	DEF	REB	AST	PF	DQ	STL	BLK	PTS	AVG
07-08	24	352	42	122	.344	4	9	.444	3	28	31	47	27	0	9	1	113	4.7
08-09	14	115	9	27	.333	4	4	1.000	0	6	6	28	5	0	2	1	27	1.9
TOTALS	38	467	51	149	.342	8	13	.615	3	34	37	75	32	0	11	2	140	3.7

Three-point field goals: '07-08, 25-79 (.316); '08-09, 5-17 (.294). Totals: 30-96 (.313).

PLAYOFFS	GP	MIN	FGM	FGA	PCT	FTM	FTA	PCT	OFF	DEF	REB	AST	PF	DQ	STL	BLK	PTS	AVG
2008	1	3	0	1	.000	0	0	---	0	1	1	0	0	0	0	0	0	0.0

Three-point field goals: 0-1 (.000).

D.J. AUGUSTIN

Height: 6-0 Weight: 183 Texas '08 Born Nov. 10, 1987
 Acquired: By trade from Oklahoma City on Feb. 18, 2016 Departed: Contract expired at end of 2015-16 season

YEAR	GP	MIN	FGM	FGA	PCT	FTM	FTA	PCT	OFF	DEF	REB	AST	PF	DQ	STL	BLK	PTS	AVG
15-16	28	659	102	229	.445	77	94	.819	3	49	52	132	44	0	25	2	325	11.6

Three-point field goals: 44-107 (.411)..

RENALDO BALKMAN

Height: 6-8 Weight: 208 South Carolina '06 Born July 14, 1984
 Acquired: By trade from New York on July 28, 2008 Departed: Traded to New York on Feb. 22, 2011

YEAR	GP	MIN	FGM	FGA	PCT	FTM	FTA	PCT	OFF	DEF	REB	AST	PF	DQ	STL	BLK	PTS	AVG
08-09	53	779	110	197	.558	42	65	.646	86	117	203	34	98	1	47	23	264	5.0
09-10	13	90	6	18	.333	2	6	.333	4	19	23	7	16	0	8	2	14	1.1
10-11	5	44	5	9	.556	3	4	.750	1	3	4	2	11	0	3	2	13	2.6
TOTALS	71	913	121	224	.540	47	75	.627	91	139	230	43	125	1	58	27	291	4.1

Three-point field goals: '08-09, 2-7 (.286); '09-10, 0-7 (.000); '10-11, 0-0 (.000). Totals: 2-14 (.143).

PLAYOFFS	GP	MIN	FGM	FGA	PCT	FTM	FTA	PCT	OFF	DEF	REB	AST	PF	DQ	STL	BLK	PTS	AVG
2009	8	20	2	6	.333	0	0	---	2	2	4	1	3	0	4	0	4	0.5

Three-point field goals: 0-1 (.000).

JOHN BARNHILL

Height: 6-1 Weight: 183 Tennessee State '59 Born Mar. 20, 1938
 Acquired: By trade from Indiana in Feb., 1971

YEAR	GP	MIN	FGM	FGA	PCT	FTM	FTA	PCT	OFF	DEF	REB	AST	PF	DQ	STL	BLK	PTS	AVG
70-71	24	684	101	255	.396	54	73	.740	20	34	54	77	55	1	-	-	274	11.4

Three-point field goals: 18-72 (.250)

JON BARRY

Height: 6-5 Weight: 210 Georgia Tech '92 Born Jul. 25, 1969
 Acquired: Signed as a free agent on Aug. 19, 2003 Departed: Contract expired at end of '03-04 season

YEAR	GP	MIN	FGM	FGA	PCT	FTM	FTA	PCT	OFF	DEF	REB	AST	PF	DQ	STL	BLK	PTS	AVG
03-04	57	1101	120	297	.404	60	71	.845	25	98	123	147	66	0	57	8	351	6.2

Three-point field goals: 51-138 (.370)

PLAYOFFS	GP	MIN	FGM	FGA	PCT	FTM	FTA	PCT	OFF	DEF	REB	AST	PF	DQ	STL	BLK	PTS	AVG
2004	5	100	8	24	.333	2	3	.667	4	14	18	10	4	0	3	0	21	4.2

Three-point field goals: 3-9 (.333).

WILL BARTON

Height: 6-6 Weight: 190 Memphis '12 Born Jan. 6, 1991
 Acquired: By trade from Portland on Feb. 19, 2015 Departed: By trade to Washington on Jul. 6, 2022

YEAR	GP	MIN	FGM	FGA	PCT	FTM	FTA	PCT	OFF	DEF	REB	AST	PF	DQ	STL	BLK	PTS	AVG
14-15	28	683	112	253	.443	64	79	.810	23	105	128	54	50	0	34	15	307	11.0
15-16	82	2353	425	983w	.432	216	268	.806	59	417	476	203	147	0	71	39	1178	14.4
16-17	60	1705	295	666	.443	143	190	.753	58	201	259	206	110	0	48	28	820	13.7
17-18	81	2683	465	1028	.452	182	226	.805	70	339	409	331	168	0	82	52	1268	15.7
18-19	43	1189	185	460	.402	57	74	.770	32	167	199	124	82	0	18	22	494	11.5
19-20	58	1916	332	738	.450	102	133	.767	76	289	365	212	121	0	61	29	874	15.1
20-21	56	1736	259	608	.426	95	121	.785	39	187	226	181	95	0	50	23	711	12.7
21-22	71	2277	392	896	.438	102	127	.803	44	296	340	276	114	0	55	31	1043	14.7
TOTALS	479	14542	2465	5632	.438	961	1218	.789	401	2001	2402	1587	887	0	419	239	6695	14.0

Three-point field goals: '14-15, 19-67 (.284); '15-16, 112-325 (.345); '16-17, 87-235 (.370); '17-18, 156-422 (.370); '18-19, 67-196 (.342); '19-20, 108-288 (.375); '20-21, 98-257 (.381); '21-22, 157-430 (.365). Totals: 804-2220 (.362).

PLAYOFFS	GP	MIN	FGM	FGA	PCT	FTM	FTA	PCT	OFF	DEF	REB	AST	PF	DQ	STL	BLK	PTS	AVG
2019	14	328	47	135	.348	18	26	.692	15	52	67	24	19	0	4	9	127	9.1
2021	3	83	19	43	.442	4	4	1.000	1	12	13	8	4	0	2	1	49	16.3
2022	5	172	27	66	.409	4	6	.667	5	23	28	14	11	0	4	1	69	13.8
TOTALS	22	583	93	244	.381	26	36	.722	21	87	108	46	34	0	10	11	245	11.1

Three-point field goals: 2019, 15-55 (.273); 2021, 7-21 (.333); 2022, 11-28 (.393). Totals: 33-104 (.317).





MENGKE BATEER

Height: 6-11 Weight: 290 China Born Nov. 20, 1975
 Acquired: Signed as a free agent on Feb. 26, 2002 Departed: Contract expired at end of '01-02 season

YEAR	GP	MIN	FGM	FGA	PCT	FTM	FTA	PCT	OFF	DEF	REB	AST	PF	DQ	STL	BLK	PTS	AVG
01-02	27	408	53	132	.402	29	37	.784	32	64	96	22	94	3	10	5	139	5.1

Three-point field goals: 4-12 (.333).

KEITA BATES-DIOP

Height: 6-8 Weight: 229 Ohio State '18 Born Jan. 23, 1996
 Acquired: By trade from Minnesota on Feb. 5, 2020 Departed: Waived on Nov. 22, 2020

YEAR	GP	MIN	FGM	FGA	PCT	FTM	FTA	PCT	OFF	DEF	REB	AST	PF	DQ	STL	BLK	PTS	AVG
19-20	7	98	13	28	.464	8	10	.800	4	13	17	0	7	0	2	4	37	5.3

Three-point field goals: 3-9 (.333)

PLAYOFFS	GP	MIN	FGM	FGA	PCT	FTM	FTA	PCT	OFF	DEF	REB	AST	PF	DQ	STL	BLK	PTS	AVG
2020	5	24	1	5	.200	1	2	.500	3	3	6	1	0	0	0	0	3	0.6

Three-point field goals: 2020, 0-0 (---).

TONY BATTIE

Height: 6-11 Weight: 240 Texas Tech '98 Born Feb. 11, 1976
 Acquired: Drafted, No. 5 overall, in 1997 Departed: Traded to L.A. Lakers on Jun. 24, 1998

YEAR	GP	MIN	FGM	FGA	PCT	FTM	FTA	PCT	OFF	DEF	REB	AST	PF	DQ	STL	BLK	PTS	AVG
97-98	65	1506	234	525	.446	73	104	.702	138	213	351	60	199	6	54	69	544	8.4

Three-point field goals: 3-14 (.214)

KENNY BATTLE

Height: 6-6 Weight: 211 Illinois '89 Born Oct. 10, 1964
 Acquired: Claimed off waivers on Jan. 25, 1991 Departed: Contract expired at end of '90-91 season

YEAR	GP	MIN	FGM	FGA	PCT	FTM	FTA	PCT	OFF	DEF	REB	AST	PF	DQ	STL	BLK	PTS	AVG
90-91	40	682	95	196	.485	50	64	.781	62	61	123	47	83	0	41	12	243	6.1

Three-point field goals: 3-22 (.136).

MALIK BEASLEY

Height: 6-5 Weight: 195 Memphis '16 Born Nov. 26, 1996
 Acquired: Drafted in the first round (19th overall) in 2016 Departed: Traded to Minnesota on Feb. 5, 2020

YEAR	GP	MIN	FGM	FGA	PCT	FTM	FTA	PCT	OFF	DEF	REB	AST	PF	DQ	STL	BLK	PTS	AVG
16-17	22	165	33	73	.452	8	10	.800	5	12	12	11	10	0	7	0	83	3.8
17-18	62	583	73	178	.410	22	33	.667	14	57	57	31	36	0	15	7	196	3.2
18-19	81	1879	349	737	.474	56	66	.848	35	165	165	97	116	0	55	10	917	11.3
19-20	41	746	117	301	.389	33	38	.868	9	68	77	48	50	0	31	6	325	7.9
TOTALS	206	3373	572	1289	.444	119	147	.810	63	302	365	187	212	0	108	23	1521	7.4

Three-point field goals: '16-17, 9-28 (.321); '17-18, 28-82 (.341); '18-19, 163-405 (.402); '19-20, 58-161 (.360). Totals: 258-676 (.382).

PLAYOFFS	GP	MIN	FGM	FGA	PCT	FTM	FTA	PCT	OFF	DEF	REB	AST	PF	DQ	STL	BLK	PTS	AVG
2019	14	281	36	93	.387	22	31	.710	11	37	48	14	20	0	3	1	113	8.1

Three-point field goals: 2019, 19-47 (.404).

BYRON BECK

Height: 6-9 Weight: 225 Denver '67 Born Jan. 25, 1945
 Acquired: Drafted in the fifth round in 1967 Departed: Waived on Oct. 17, 1977

YEAR	GP	MIN	FGM	FGA	PCT	FTM	FTA	PCT	OFF	DEF	REB	AST	PF	DQ	STL	BLK	PTS	AVG
67-68	71	1623	275	570	.482	119	159	.748	-	-	559	38	219	6	-	-	669	9.4
68-69	71	2289	423	843	.502	182	238	.765	272	507	779	77	248	9	-	-	1030	14.5
69-70	79	2454	440	841	.523	137	174	.787	250	514	764	112	293	12	-	-	1017	12.9
70-71	84	2849	490	1033	.474	158	182	.868	280	604	884	177	273	7	-	-	1142	13.6
71-72	66	1816	337	669	.504	140	166	.843	171	357	528	136	213	7	-	-	814	12.3
72-73	77	2303	466	879	.530	158	198	.798	203	334	537	107	267	9	50	12	1092	14.2
73-74	82	1979	425	823	.516	120	141	.851	164	253	417	76	233	x	48	8	970	11.8
74-75	84	1818	384	745	.515	81	97	.835	127	216	343	106	270	x	59	14	849	10.1
75-76	80	1586	334	646	.519	97	116	.836	123	231	354	116	192	x	48	20	770	9.6
76-77	53	480	107	246	.435	36	44	.818	45	51	96	33	59	1	15	1	250	4.7
TOTALS	747	19192	3681	7295	.505	1228	1516	.810	1786	3478	5261	978	2267	51	220	55	8603	11.5

Three-point field goals: '67-68, 0-2 (.000); '68-69, 2-3 (.667); '69-70, 0-2 (.000); '70-71, 4-14 (.286); '71-72, 0-3 (.000); '72-73, 2-7 (.286); '73-74, 0-1 (.000); '74-75, 0-1 (.000); '75-76, 5-11 (.455). Totals: 13-44 (.295).

PLAYOFFS	GP	MIN	FGM	FGA	PCT	FTM	FTA	PCT	OFF	DEF	REB	AST	PF	DQ	STL	BLK	PTS	AVG
1968	5	160	23	50	.460	11	15	.733	29	26	55	5	21	1	-	-	571	11.4
1969	7	214	48	95	.505	14	17	.824	20	43	63	9	23	0	-	-	110	15.7
1970	12	439	77	176	.438	36	47	.766	36	108	144	19	41	0	-	-	191	15.9
1972	7	264	56	115	.487	26	28	.929	28	44	72	14	29	0	-	-	139	19.9
1973	4	130	28	63	.444	13	17	.765	19	20	39	5	16	0	2	0	69	17.2
1975	13	278	69	134	.515	24	28	.857	21	29	18	21	44	x	4	3	162	12.5
1976	13	276	42	95	.442	28	34	.824	19	38	57	11	41	x	4	1	112	8.6
1977	5	29	3	9	.333	2	2	1.000	2	4	6	1	5	0	0	0	8	1.6
TOTALS	66	1790	346	737	.469	154	188	.819	174	312	486	82	220	1	10	4	848	12.8

Three-point field goals: 1969, 0-1 (.000); 1970, 1-4 (.250); 1972, 1-4 (.250); 1976, 0-1. Totals: 2-10 (.200).





ART BECKER

Height: 6-8 Weight: 210 Arizona State '64 Born Jan. 12, 1942
 Acquired: By trade from Indiana in Feb. 1971

YEAR	GP	MIN	FGM	FGA	PCT	FTM	FTA	PCT	OFF	DEF	REB	AST	PF	DQ	STL	BLK	PTS	AVG
70-71	29	803	183	365	.500	73	87	.840	-	-	209	31	107	3	-	-	440	15.2
71-72	84	2193	435	954	.456	165	195	.846	-	-	471	113	271	6	-	-	1035	12.3
TOTALS	113	2996	618	1319	.470	238	282	.844	247	433	680	144	378	9	-	-	1475	13.1

Three-point field goals: '70-71, 1-2 (.500); '71-72, 0-3 (.000). Totals: 1-5 (.200).

PLAYOFFS	GP	MIN	FGM	FGA	PCT	FTM	FTA	PCT	OFF	DEF	REB	AST	PF	DQ	STL	BLK	PTS	AVG
1972	7	94	14	31	.452	6	9	.667	4	8	12	4	18	0	-	-	34	4.9

Three-point field goals: 0-1 (.000).

ELMER BENNETT

Height: 6-0 Weight: 170 Notre Dame '92 Born Feb. 13, 1970
 Acquired: Signed to a 10-day contract on Jan. 7, 1997 Departed: Waived on Jan. 23, 1997

YEAR	GP	MIN	FGM	FGA	PCT	FTM	FTA	PCT	OFF	DEF	REB	AST	PF	DQ	STL	BLK	PTS	AVG
96-97	5	59	4	13	.308	2	4	.500	0	3	3	7	6	0	2	0	12	2.4

Three-point field goals: 2-6 (.333).

CHAUNCEY BILLUPS

Height: 6-3 Weight: 202 Colorado '99 Born Sept. 25, 1976
 Acquired: By trade from Toronto on Jan. 21, 1999 Departed: Traded to Orlando on Feb. 1, 2000
 Acquired: By trade from Detroit on Nov. 3, 2008 Departed: Traded to New York on Feb. 22, 2011

YEAR	GP	MIN	FGM	FGA	PCT	FTM	FTA	PCT	OFF	DEF	REB	AST	PF	DQ	STL	BLK	PTS	AVG
98-99	45	1488	191	495	.386	157	172	.913	24	72	96	173	115	0	58	14	624	13.9
99-00	13	305	34	101	.337	37	44	.841	8	26	34	39	27	0	10	2	112	8.6
08-09	77	2718	403	959	.420	409	448	.913	31	198	229	491	158	0	90	17	1375	17.7
09-10	73	2489	402	962	.418	466	512	.910	25	203	228	409	153	1	82	9	1427	19.5
10-11	51	1646	235	536	.438	265	287	.923	12	113	125	271	94	0	52	12	840	16.5
TOTALS	259	8646	1265	3053	.414	1334	1463	.912	100	612	712	1383	547	1	292	54	4378	16.9

Three-point field goals: '98-99, 85-235 (.362); '99-00, 7-41 (.171); '08-09, 160-390 (.410); '09-10, 157-407 (.386); '10-11, 105-238 (.441). Totals: 514-1311 (.392).

PLAYOFFS	GP	MIN	FGM	FGA	PCT	FTM	FTA	PCT	OFF	DEF	REB	AST	PF	DQ	STL	BLK	PTS	AVG
2009	16	619	90	197	.457	106	117	.906	5	56	61	109	38	0	20	4	330	20.6
2010	6	207	37	83	.446	37	42	.881	1	13	14	38	24	1	6	3	122	20.3
TOTALS	22	826	127	280	.454	143	159	.899	6	69	75	147	62	1	26	7	452	20.5

Three-point field goals: 2009, 44-94 (.468); 2010, 11-31 (.355). Totals: 55-125 (.440).

STEVE BLAKE

Height: 6-3 Weight: 172 Maryland '03 Born Feb. 26, 1980
 Acquired: By trade from Milwaukee on Jan. 11, 2007 Departed: Contract expired at end of '06-07 season

YEAR	GP	MIN	FGM	FGA	PCT	FTM	FTA	PCT	OFF	DEF	REB	AST	PF	DQ	STL	BLK	PTS	AVG
06-07	49	1642	164	380	.432	32	44	.727	14	110	124	324	72	0	51	5	408	8.3

Three-point field goals: 48-140 (.343).

PLAYOFFS	GP	MIN	FGM	FGA	PCT	FTM	FTA	PCT	OFF	DEF	REB	AST	PF	DQ	STL	BLK	PTS	AVG
2007	5	180	14	31	.452	0	0	---	1	11	12	23	8	0	3	0	36	7.2

Three-point field goals: 8-16 (.500).

MARK BLOUNT

Height: 7-0 Weight: 250 Pittsburgh '99 Born Nov. 30, 1975
 Acquired: Signed as a free agent on Aug. 8, 2002 Departed: Traded to Boston on Feb. 20, 2003

YEAR	GP	MIN	FGM	FGA	PCT	FTM	FTA	PCT	OFF	DEF	REB	AST	PF	DQ	STL	BLK	PTS	AVG
02-03	54	885	105	267	.393	71	99	.717	62	121	183	35	112	1	22	51	281	5.2

Three-point field goals: 0-0.

BOL BOL

Height: 7-2 Weight: 220 Oregon '19 Born Nov. 16, 1999
 Acquired: By draft night trade from Miami on Jun. 21, 2019 Departed: By trade to Boston on Jan. 19, 2022

YEAR	GP	MIN	FGM	FGA	PCT	FTM	FTA	PCT	OFF	DEF	REB	AST	PF	DQ	STL	BLK	PTS	AVG
19-20	7	87	14	28	.500	8	10	.800	5	14	19	6	11	0	2	6	40	5.7
20-21	32	160	25	58	.431	10	15	.667	0	24	24	7	14	0	3	10	69	2.2
21-22	14	81	15	27	.556	2	5	.400	4	16	20	5	4	0	1	2	33	2.4
TOTALS	53	328	54	113	.478	20	30	.667	9	54	63	18	29	0	6	18	142	2.7

Three-point field goals: '19-20, 4-9 (.444); '20-21, 9-24 (.375); '21-22, 1-4 (.250). Totals: 14-37 (.378).

PLAYOFFS	GP	MIN	FGM	FGA	PCT	FTM	FTA	PCT	OFF	DEF	REB	AST	PF	DQ	STL	BLK	PTS	AVG
2020	4	21	5	9	.556	7	8	.875	3	2	5	0	1	0	2	2	19	4.8
2021	3	6	0	1	.000	0	0	---	0	1	1	2	0	0	0	0	0	0.0
TOTALS	7	27	5	10	.500	7	8	.875	3	3	6	2	1	0	2	2	19	2.7

Three-point field goals: 2020, 2-3 (.667); 2021, 0-1 (.000). Totals: 2-4 (.500).

MELVIN BOOKER

Height: 6-1 Weight: 188 Missouri '94 Born Aug. 20, 1972
 Acquired: Signed out of the CBA on Dec. 12, 1996 Departed: Waived on Dec. 28, 1996

YEAR	GP	MIN	FGM	FGA	PCT	FTM	FTA	PCT	OFF	DEF	REB	AST	PF	DQ	STL	BLK	PTS	AVG
96-97	5	21	2	4	.500	0	0	---	0	1	1	3	0	0	0	0	5	1.0

Three-point field goals: 1-2 (.500).





TOM BOSWELL

Height: 6-9 Weight: 225 South Carolina '75 Born Oct. 2, 1953
 Acquired: Signed as a free agent on Sept. 8, 1978 Departed: Traded to Utah on Nov. 20, 1979

YEAR	GP	MIN	FGM	FGA	PCT	FTM	FTA	PCT	OFF	DEF	REB	AST	PF	DQ	STL	BLK	PTS	AVG
78-79	79	2201	321	603	.532	198	284	.697	248	290	538	242	263	4	50	51	840	10.6
79-80	18	522	72	135	.533	58	70	.829	40	74	114	46	56	1	5	8	203	11.3
TOTALS	97	2723	393	738	.533	256	354	.723	288	364	652	288	319	5	55	59	1043	10.8
Three-point field goals: '79-80, 1-2 (.500).																		
PLAYOFFS	GP	MIN	FGM	FGA	PCT	FTM	FTA	PCT	OFF	DEF	REB	AST	PF	DQ	STL	BLK	PTS	AVG
1979	3	120	21	35	.600	10	13	.769	14	13	27	16	10	0	3	5	52	17.3

RYAN BOWEN

Height: 6-9 Weight: 220 Iowa '98 Born Nov. 20, 1975
 Acquired: Drafted in the second round in 1998 Departed: Waived on Jun. 10, 2004

YEAR	GP	MIN	FGM	FGA	PCT	FTM	FTA	PCT	OFF	DEF	REB	AST	PF	DQ	STL	BLK	PTS	AVG
99-00	52	589	46	117	.393	38	53	.717	75	39	114	20	95	0	39	13	131	2.5
00-01	57	696	80	144	.556	27	44	.614	62	51	113	30	95	0	37	12	191	3.4
01-02	75	1686	147	307	.479	69	92	.750	134	165	299	52	171	1	75	41	364	4.9
02-03	62	996	97	197	.492	27	41	.659	78	79	157	54	82	0	65	29	223	3.6
03-04	52	392	18	53	.340	10	12	.833	39	48	87	18	47	0	18	16	46	0.9
TOTALS	298	4359	388	818	.474	171	242	.707	388	382	770	174	490	1	234	111	945	3.2
Three-point field goals: '99-00, 1-9 (.111); '00-01, 4-11 (.364); '01-02, 1-12 (.083); '02-03, 2-7 (.286); '03-04, 0-0. Totals: 8-39 (.205).																		
PLAYOFFS	GP	MIN	FGM	FGA	PCT	FTM	FTA	PCT	OFF	DEF	REB	AST	PF	DQ	STL	BLK	PTS	AVG
2004	4	6	1	1	1.000	0	0	---	0	0	0	0	0	0	0	0	2	0.5
Three-point field goals: 0-0.																		

TOM BOWENS

Height: 6-8 Weight: 220 Grambling State '67 Born Jul. 7, 1940
 Departed: Left as a free agent in 1968

YEAR	GP	MIN	FGM	FGA	PCT	FTM	FTA	PCT	OFF	DEF	REB	AST	PF	DQ	STL	BLK	PTS	AVG
67-68	67	1287	177	453	.391	55	90	.611	-	-	374	41	159	3	-	-	410	6.1
Three-point field goals: 1-2 (.500).																		
PLAYOFFS	GP	MIN	FGM	FGA	PCT	FTM	FTA	PCT	OFF	DEF	REB	AST	PF	DQ	STL	BLK	PTS	AVG
1968	5	94	14	31	.452	2	2	1.000	-	-	25	5	17	1	-	-	30	6.0
Three-point field goals: 0-1 (.000).																		

EARL BOYKINS

Height: 5-5 Weight: 133 Eastern Michigan '98 Born Jun. 2, 1976
 Acquired: Signed as a free agent on Aug. 18, 2003 Departed: Traded to Milwaukee on Jan. 11, 2007

YEAR	GP	MIN	FGM	FGA	PCT	FTM	FTA	PCT	OFF	DEF	REB	AST	PF	DQ	STL	BLK	PTS	AVG
03-04	82	1849	321	766	.419	142	162	.877	42	101	143	295	84	0	51	3	839	10.2
04-05	82	2162	340	824	.413	279	303	.921	37	106	143	372	122	0	78	12	1015	12.4
05-06	60	1542	271	661	.410	152	174	.874	21	60	81	230	73	0	48	4	756	12.6
06-07	31	877	156	378	.413	119	131	.908	23	40	63	132	31	0	25	2	472	15.2
TOTALS	255	6430	1088	2629	.414	692	770	.899	123	307	430	1029	310	0	202	21	3082	12.1
Three-point field goals: '03-04, 55-171 (.322); '04-05, 56-166 (.337); '05-06, 62-179 (.346); '06-07, 41-110 (.373). Totals: 214-626 (.342).																		
PLAYOFFS	GP	MIN	FGM	FGA	PCT	FTM	FTA	PCT	OFF	DEF	REB	AST	PF	DQ	STL	BLK	PTS	AVG
2004	5	121	28	63	.444	6	7	.857	6	6	12	19	6	0	5	1	67	13.4
2005	5	152	27	68	.397	17	19	.895	2	3	5	19	13	0	4	1	71	14.2
2006	5	140	19	59	.322	13	17	.765	3	4	7	20	6	0	4	0	55	11.0
TOTALS	15	413	74	190	.390	36	43	.837	11	13	24	58	25	0	13	2	193	12.9
Three-point field goals: 2004, 5-14 (.357); 2005, 0-7 (.000); 2006, 4-19 (.211). Totals: 9-40 (.225).																		

JIM BRADLEY

Height: 6-8 Weight: 215 Northern Illinois '73 Born Mar. 16, 1952

YEAR	GP	MIN	FGM	FGA	PCT	FTM	FTA	PCT	OFF	DEF	REB	AST	PF	DQ	STL	BLK	PTS	AVG
75-76	7	107	15	38	.395	2	3	.667	4	26	30	11	26	x	5	5	32	4.6
Three-point field goals: 0-0.																		

COREY BREWER

Height: 6-9 Weight: 188 Florida '07 Born Mar. 5, 1986
 Acquired: By trade from Dallas on Dec. 13, 2011 Departed: Contract expired at end of '12-13 season

YEAR	GP	MIN	FGM	FGA	PCT	FTM	FTA	PCT	OFF	DEF	REB	AST	PF	DQ	STL	BLK	PTS	AVG
11-12	59	1287	201	463	.434	90	130	.692	43	107	150	88	113	0	72	17	525	8.9
12-13	82	2003	375	883	.425	149	216	.690	55	180	235	124	154	0	118	23	990	12.1
TOTALS	141	3290	576	1346	.427	239	346	.690	98	287	385	212	267	0	190	40	1515	10.7
Three-point field goals: '11-12, 33-127 (.260); '12-13, 91-307 (.296). Totals: 124-434 (.285).																		
PLAYOFFS	GP	MIN	FGM	FGA	PCT	FTM	FTA	PCT	OFF	DEF	REB	AST	PF	DQ	STL	BLK	PTS	AVG
2012	7	116	23	54	.426	6	8	.750	6	8	14	6	11	0	4	2	58	8.3
2013	6	146	21	68	.309	14	21	.667	3	8	11	7	19	0	6	1	65	10.8
TOTALS	13	262	44	122	.360	20	29	.689	9	16	25	13	30	0	10	3	123	9.4
Three-Point Field Goals: 2012, 6-20 (.300); 2013, 9-36 (.250). Totals: 15-56 (.267).																		





AARON BROOKS

Height: 6-0 Weight: 161 Oregon '07 Born Jan. 14, 1985
 Acquired: By trade from Houston on Feb. 20, 2014 Departed: Contract expired at end of '13-14 season

YEAR	GP	MIN	FGM	FGA	PCT	FTM	FTA	PCT	OFF	DEF	REB	AST	PF	DQ	STL	BLK	PTS	AVG
13-14	29	841	129	318	.406	46	51	.902	20	58	78	150	70	0	27	7	346	11.9

Three-point field goals: 42-116 (.362).

KEVIN BROOKS

Height: 6-8 Weight: 200 Southwestern Louisiana '91 Born Oct. 12, 1969
 Acquired: By trade from Milwaukee on Jul. 1, 1991 Departed: Renounced following '93-94 season

YEAR	GP	MIN	FGM	FGA	PCT	FTM	FTA	PCT	OFF	DEF	REB	AST	PF	DQ	STL	BLK	PTS	AVG
91-92	37	270	43	97	.443	17	21	.810	13	26	39	11	19	0	8	2	105	2.8
92-93	55	571	93	233	.399	35	40	.875	22	59	81	34	46	0	10	2	227	4.1
93-94	34	190	36	99	.364	9	10	.900	5	16	21	3	19	0	0	2	85	2.5
TOTALS	126	1031	172	429	.401	61	71	.859	40	101	141	48	84	0	18	6	417	3.3

Three-point field goals: '91-92: 2-11 (.182); '92-93: 6-26 (.231); '93-94: 4-23 (.174); Totals: 12-60 (.200)

MICHAEL BROOKS

Height: 6-7 Weight: 220 La Salle '80 Born Aug. 17, 1958
 Acquired: Signed for the remainder of the season on Mar. 4, 1988 Departed: Contract expired at end of '87-88 season

YEAR	GP	MIN	FGM	FGA	PCT	FTM	FTA	PCT	OFF	DEF	REB	AST	PF	DQ	STL	BLK	PTS	AVG
87-88	16	133	20	49	.408	3	4	.750	19	25	44	13	21	1	4	1	43	2.7

Three point field goals: 0-0.

PLAYOFFS	GP	MIN	FGM	FGA	PCT	FTM	FTA	PCT	OFF	DEF	REB	AST	PF	DQ	STL	BLK	PTS	AVG
1988	4	11	1	3	.333	0	0	---	1	3	4	2	1	0	0	0	3	0.8

Three-point field goals: 0-0.

DEVIN BROWN

Height: 6-5 Weight: 235 Texas-San Antonio '02 Born Dec. 30, 1978
 Acquired: Signed a 10-day contract on Apr. 4, 2003 Departed: Was not signed to a second 10-day contract

YEAR	GP	MIN	FGM	FGA	PCT	FTM	FTA	PCT	OFF	DEF	REB	AST	PF	DQ	STL	BLK	PTS	AVG
02-03	3	71	7	25	.280	4	6	.667	4	7	11	5	11	0	4	1	18	6.0

Three-point field goals: 0-1 (.000).

LARRY BROWN

Height: 5-9 Weight: 160 North Carolina '63 Born Sept. 14, 1940
 Acquired: By trade from Virginia in Jan., 1971

YEAR	GP	MIN	FGM	FGA	PCT	FTM	FTA	PCT	OFF	DEF	REB	AST	PF	DQ	STL	BLK	PTS	AVG
70-71	34	813	85	236	.360	112	136	.824	-	-	62	208	96	1	-	-	287	8.4
71-72	76	2012	243	556	.437	198	244	.811	-	-	166	549	207	4	-	-	689	9.1

TOTALS 110 2825 328 792 .414 310 380 .816 64 164 228 757 303 5 - - 976 8.9

Three-point field goals: '70-71, 5-19 (.263); '71-72, 5-25 (.200); Totals: 10-44 (.227)

PLAYOFFS	GP	MIN	FGM	FGA	PCT	FTM	FTA	PCT	OFF	DEF	REB	AST	PF	DQ	STL	BLK	PTS	AVG
1972	7	211	21	50	.420	23	24	.958	3	7	10	36	25	0	-	-	65	9.3

Three-point field goals: 0-3 (.000).

ROGER BROWN

Height: 6-11 Weight: 225 Kansas '71 Born Feb. 23, 1950
 Acquired: Signed as a free agent in 1975

YEAR	GP	MIN	FGM	FGA	PCT	FTM	FTA	PCT	OFF	DEF	REB	AST	PF	DQ	STL	BLK	PTS	AVG
75-76	37	291	28	61	.459	16	24	.667	25	50	75	22	63	x	8	22	74	2.0

Three-point field goals: 2-2 (1.000).

MARK BRYANT

Height: 6-9 Weight: 250 Seton Hall '88 Born Apr. 25, 1965
 Acquired: By trade from Philadelphia on Dec. 18, 2002 Departed: Traded to Boston on Feb. 20, 2003

YEAR	GP	MIN	FGM	FGA	PCT	FTM	FTA	PCT	OFF	DEF	REB	AST	PF	DQ	STL	BLK	PTS	AVG
02-03	3	14	0	1	.000	1	2	.500	1	1	2	2	4	0	0	0	1	0.3

Three-point field goals: 0-0.

GREG BUCKNER

Height: 6-4 Weight: 210 Clemson '98 Born Sept. 16, 1976
 Acquired: Signed as a free agent on Oct. 5, 2004 Departed: Signed with Dallas on Jul. 13, 2006

YEAR	GP	MIN	FGM	FGA	PCT	FTM	FTA	PCT	OFF	DEF	REB	AST	PF	DQ	STL	BLK	PTS	AVG
04-05	70	1522	160	303	.528	63	81	.778	66	142	208	133	169	0	75	6	432	6.2
05-06	73	1758	181	417	.434	43	55	.782	31	178	209	127	180	0	87	20	491	6.7

TOTALS 143 3280 341 720 .474 106 136 .779 97 320 417 260 349 0 162 26 923 6.5

Three-point field goals: '04-05, 49-121 (.405); '05-06, 86-243 (.354); Totals: 135-364 (.371)

PLAYOFFS	GP	MIN	FGM	FGA	PCT	FTM	FTA	PCT	OFF	DEF	REB	AST	PF	DQ	STL	BLK	PTS	AVG
2005	5	100	4	18	.222	0	0	---	1	15	16	5	14	0	2	1	10	2.0
2006	5	137	23	55	.418	7	8	.875	3	11	14	6	12	0	3	1	63	12.6

TOTALS 10 237 27 73 .370 7 8 .875 4 26 30 11 26 0 5 2 73 7.3

Three-Point Field Goals: 2005, 2-9 (.222); 2006, 10-32 (.313); Totals: 12-41 (.293).





LARRY BUNCE

Height: 7-0 Weight: 245 Utah State '67 Born Jul. 29, 1945
 Acquired: By trade from Los Angeles in Aug., 1968 Departed: Traded to Dallas on Jan. 3, 1969

YEAR	GP	MIN	FGM	FGA	PCT	FTM	FTA	PCT	OFF	DEF	REB	AST	PF	DQ	STL	BLK	PTS	AVG
68-69	23	225	22	58	.373	49	70	.700	17	41	58	2	44	1	-	-	93	4.0

Three-point field goals: 0-0.

DAVID BURNS

Height: 6-2 Weight: 180 St. Louis '81 Born Jul. 3, 1958
 Acquired: Signed as a free agent on Nov. 27, 1981 Departed: Waived on Dec. 16, 1981

YEAR	GP	MIN	FGM	FGA	PCT	FTM	FTA	PCT	OFF	DEF	REB	AST	PF	DQ	STL	BLK	PTS	AVG
81-82	6	53	5	11	.455	6	9	.667	1	2	3	11	13	0	2	0	16	2.7

Three-point field goals: 0-0.

DAVE BUSTION

Height: 6-8 Weight: 215 Denver '72 Born Aug. 30, 1949
 Acquired: Drafted in the fifth round in 1972

YEAR	GP	MIN	FGM	FGA	PCT	FTM	FTA	PCT	OFF	DEF	REB	AST	PF	DQ	STL	BLK	PTS	AVG
72-73	47	355	58	133	.436	42	59	.712	39	62	101	21	82	0	8	4	158	3.4

Three-point field goals: 0-0.

PLAYOFFS	GP	MIN	FGM	FGA	PCT	FTM	FTA	PCT	OFF	DEF	REB	AST	PF	DQ	STL	BLK	PTS	AVG
1973	1	11	2	7	.286	6	7	.857	0	1	1	1	3	0	0	0	10	10.0

Three-point field goals: 0-0.

MACK CALVIN

Height: 6-0 Weight: 175 Southern California '69 Born Jul. 27, 1947
 Acquired: By trade from Carolina in Jun. 1974 Departed: Traded to Virginia in 1975
 Re-acquired: Claimed off waivers on Feb. 15, 1977 Departed: Waived on Oct. 12, 1978

YEAR	GP	MIN	FGM	FGA	PCT	FTM	FTA	PCT	OFF	DEF	REB	AST	PF	DQ	STL	BLK	PTS	AVG
74-75	74	2463	483	996	.485	475	530	.896	36	174	210	570	206	0	140	8	1444	19.5
76-77	29	625	100	225	.444	123	144	.854	19	30	49	115	53	0	27	1	323	11.1
77-78	77	988	147	333	.441	173	206	.840	11	73	84	148	87	0	46	5	467	6.1
TOTALS	180	4076	730	1554	.470	771	880	.876	66	277	343	833	346	0	213	14	2234	12.4

Three-point field goals: '74-75, 3-16 (.188).

PLAYOFFS	GP	MIN	FGM	FGA	PCT	FTM	FTA	PCT	OFF	DEF	REB	AST	PF	DQ	STL	BLK	PTS	AVG
1975	13	144	76	163	.466	78	82	.951	6	35	41	68	50	0	23	1	223	17.9
1977	6	112	19	40	.475	24	29	.828	1	8	9	13	13	0	1	0	62	10.3
1978	12	135	19	42	.452	27	29	.931	3	5	8	21	11	0	7	0	65	5.4
TOTALS	31	691	114	245	.465	129	140	.921	10	48	58	102	74	0	31	1	360	11.6

Three-point field goals: 1975, 3-8 (.375).

MARCUS CAMBY

Height: 6-11 Weight: 235 Massachusetts '97 Born Mar. 22, 74
 Acquired: By trade from New York in Jun. 26, 2002 Departed: Traded to L.A. Clippers on Jul. 15, 2008

YEAR	GP	MIN	FGM	FGA	PCT	FTM	FTA	PCT	OFF	DEF	REB	AST	PF	DQ	STL	BLK	PTS	AVG
02-03	29	616	93	227	.410	33	50	.660	75	133	208	47	69	1	20	40	221	7.2
03-04	72	2161	262	549	.477	98	136	.721	211	516	727	132	239	4	86	187	622	10.1
04-05	66	2015	279	600	.465	125	173	.723	131	530	661	152	177	0	61	199	683	10.0
05-06	56	1857	302	649	.465	111	156	.712	132	536	668	115	158	1	79	184	716	11.9
06-07	70	2369	312	659	.473	161	221	.729	164	652	816	223	183	2	87	231	785	11.7
07-08	79	2758	286	635	.450	143	202	.708	230	807	1037	259	216	2	84	285	721	13.1
TOTALS	372	11775	1534	3319	.462	671	938	.715	943	3174	4117	928	1042	10	417	1126	3748	11.1

Three-Point Field Goals: '02-03, 2-5 (.400); '03-04, 0-2 (.000); '04-05, 0-4 (.000); '05-06, 1-11 (.091); '06-07, 0-2 (.000); '07-08, 6-20 (.300). Totals: 9-44 (.205).

PLAYOFFS	GP	MIN	FGM	FGA	PCT	FTM	FTA	PCT	OFF	DEF	REB	AST	PF	DQ	STL	BLK	PTS	AVG
2004	5	194	27	55	.491	8	14	.571	14	43	57	12	21	0	4	7	63	11.4
2005	5	184	17	41	.415	17	27	.630	4	52	56	9	18	0	3	16	51	11.2
2006	5	175	26	62	.419	5	9	.556	13	42	55	11	14	0	4	14	57	11.0
2007	5	184	17	45	.378	4	6	.667	12	62	74	10	14	0	4	16	38	14.8
2008	4	124	5	21	.238	2	6	.333	11	42	53	12	10	0	4	12	13	13.3
TOTALS	24	861	92	224	.411	36	62	.581	54	241	295	54	77	0	19	65	222	12.3

Three-Point Field Goals: 1999, 0-1 (.000); 2000, 0-1 (.000); 2001, 0-0; 2004, 1-2 (.500); 2005, 0-0; 2006, 0-0; 2007, 0-0; 2008, 1-1 (1.000). Totals: 2-5 (.400).

FACUNDO CAMPAZZO

Height: 5-11 Weight: 165 Argentina Born Mar. 23, 1991
 Acquired: Signed as a free agent on 11/30/20 Departed: Contract expired at end of the '21-22 season

YEAR	GP	MIN	FGM	FGA	PCT	FTM	FTA	PCT	OFF	DEF	REB	AST	PF	DQ	STL	BLK	PTS	AVG
20-21	65	1425	120	315	.381	80	91	.879	22	112	134	232	132	0	79	14	396	6.1
21-22	65	1184	107	296	.361	60	78	.769	23	94	117	220	124	0	63	23	332	5.1
TOTALS	130	2609	227	611	.372	140	169	.828	45	206	251	452	256	0	142	37	728	5.6

Three-point field goals: '20-21, 76-216 (.352); '21-22, 58-193 (.301). Totals: 134-409 (.328).

PLAYOFFS	GP	MIN	FGM	FGA	PCT	FTM	FTA	PCT	OFF	DEF	REB	AST	PF	DQ	STL	BLK	PTS	AVG
2021	10	270	29	74	.392	16	19	.842	7	23	30	41	35	0	14	4	93	9.3
2022	4	13	0	2	.000	0	0	---	0	3	3	2	3	0	0	0	0	0.0
TOTALS	14	283	29	76	.382	16	19	.842	7	26	33	43	38	0	14	4	93	6.6

Three-point field goals: 2021, 19-48 (.396); 2022, 0-2 (.000). Totals: 19-50 (.380).





VLATKO CANCAR

Height: 6-8 Weight: 236 Slovenia Born Apr. 10, 1997
 Acquired: Drafted in the second round, 49th overall, in 2017 Departed: Currently on the team

YEAR	GP	MIN	FGM	FGA	PCT	FTM	FTA	PCT	OFF	DEF	REB	AST	PF	DQ	STL	BLK	PTS	AVG
19-20	14	45	6	15	.400	4	4	1.000	5	5	10	3	7	0	1	1	17	1.2
20-21	41	281	33	72	.458	10	13	.769	11	39	50	14	18	0	11	2	85	2.1
21-22	15	176	23	41	.561	9	14	.643	8	23	31	17	18	0	2	3	62	4.1
TOTALS	70	502	62	128	.484	23	31	.742	24	67	91	34	43	0	14	6	164	2.3

Three-point field goals: '19-20, 1-6 (.167); '20-21, 9-33 (.273); '21-22, 7-12 (.583). Totals: 17-51 (.333).

PLAYOFFS	GP	MIN	FGM	FGA	PCT	FTM	FTA	PCT	OFF	DEF	REB	AST	PF	DQ	STL	BLK	PTS	AVG
2021	5	21	3	3	1.000	4	5	.800	0	3	3	1	0	0	1	1	11	2.2
2022	2	9	2	3	.667	0	0	---	0	2	2	1	0	0	0	0	5	2.5
TOTALS	7	30	5	6	.833	4	5	.800	0	5	5	2	0	0	1	1	16	2.3

Three-point field goals: 2021, 1-1 (1.000); 2022, 1-2 (.500). Totals: 2-3 (.667).

LARRY CANNON

Height: 6-5 Weight: 195 La Salle '69 Born Apr. 12, 1947
 Acquired: By trade from Miami in Jun., 1970

YEAR	GP	MIN	FGM	FGA	PCT	FTM	FTA	PCT	OFF	DEF	REB	AST	PF	DQ	STL	BLK	PTS	AVG
70-71	80	3097	751	1722	.436	606	763	.794	207	126	333	414	237	6	-	-	2126	26.6

Three-point field goals: 18-69 (.261).

FRANK CARD

Height: 6-7 Weight: 195 South Carolina State '64 Born Dec. 28, 1944
 Acquired: Claimed off waivers in Nov. 1971

YEAR	GP	MIN	FGM	FGA	PCT	FTM	FTA	PCT	OFF	DEF	REB	AST	PF	DQ	STL	BLK	PTS	AVG
71-72	73	1443	225	494	.455	112	172	.651	143	187	330	79	204	4	2	2	562	7.7
72-73	4	36	6	15	.400	9	13	.692	4	3	7	0	4	0	0	0	21	5.3
TOTALS	77	1479	231	509	.454	121	185	.654	147	190	337	79	208	4	2	2	583	7.6

Three-point field goals: '71-72, 0-1 (.000).

PLAYOFFS	GP	MIN	FGM	FGA	PCT	FTM	FTA	PCT	OFF	DEF	REB	AST	PF	DQ	STL	BLK	PTS	AVG
1972	4	28	4	8	.500	0	1	.000	3	4	7	3	10	0	-	-	8	2.0

Three-point field goals: 0-0.

DEMARRE CARROLL

Height: 6-8 Weight: 212 Missouri '09 Born Jul. 27, 1986
 Acquired: Signed as a free agent on Dec. 13, 2011 Departed: Waived on Feb. 4, 2012

YEAR	GP	MIN	FGM	FGA	PCT	FTM	FTA	PCT	OFF	DEF	REB	AST	PF	DQ	STL	BLK	PTS	AVG
11-12	4	21	6	6	1.000	0	0	---	0	3	3	3	1	0	0	0	12	3.0

Three-point field goals: 0-0.

JOE BARRY CARROLL

Height: 7-0 Weight: 245 Purdue '80 Born Jul. 24, 1958
 Acquired: By trade from New Jersey on Feb. 21, 1990 Departed: Contract expired at end of '89-90 season

YEAR	GP	MIN	FGM	FGA	PCT	FTM	FTA	PCT	OFF	DEF	REB	AST	PF	DQ	STL	BLK	PTS	AVG
89-90	30	719	153	354	.432	52	70	.743	51	142	193	54	70	0	28	59	358	11.9

Three-point field goals: 0-0.

PLAYOFFS	GP	MIN	FGM	FGA	PCT	FTM	FTA	PCT	OFF	DEF	REB	AST	PF	DQ	STL	BLK	PTS	AVG
1990	3	46	9	16	.563	2	2	1.000	1	8	9	3	6	0	1	5	20	6.7

Three-point field goals: 0-0.

ANTHONY CARTER

Height: 6-2 Weight: 195 Hawaii '99 Born June 16, 1975
 Acquired: Signed as a free agent on Oct. 2, 2006 Departed: Waived on Oct. 25, 2006
 Acquired: Signed as a free agent on Apr. 13, 2007 Departed: Waived on Aug. 29, 2007
 Acquired: Signed as a free agent on Aug. 31, 2007 Departed: Traded to New York on Feb. 2, 2011

YEAR	GP	MIN	FGM	FGA	PCT	FTM	FTA	PCT	OFF	DEF	REB	AST	PF	DQ	STL	BLK	PTS	AVG
06-07	2	37	3	8	.375	0	0	---	0	3	3	11	4	0	0	1	6	3.0
07-08	70	1959	218	476	.458	64	85	.753	27	173	200	388	172	2	107	28	545	7.8
08-09	78	1787	167	386	.433	57	78	.731	40	165	205	364	142	0	96	13	412	5.3
09-10	54	859	76	181	.420	11	13	.846	17	72	89	160	72	0	39	13	180	3.3
10-11	14	153	10	30	.333	2	2	1.000	0	12	12	26	19	0	9	1	26	1.9
TOTALS	218	4795	474	1081	.438	134	178	.753	84	425	509	949	409	2	251	56	1169	5.4

Three-point field goals: '06-07, 0-2 (.000); '07-08, 45-129 (.340); '08-09, 21-88 (.239); '09-10, 17-63 (.270); '10-11, 4-12 (.333). Totals: 87-294 (.296)

PLAYOFFS	GP	MIN	FGM	FGA	PCT	FTM	FTA	PCT	OFF	DEF	REB	AST	PF	DQ	STL	BLK	PTS	AVG
2007	1	14	4	4	1.000	0	1	.000	0	1	1	2	2	0	0	0	8	8.0
2008	4	61	4	14	.286	0	0	---	2	8	10	14	6	0	1	1	8	2.0
2009	16	228	20	49	.408	2	4	.500	11	21	32	34	27	0	15	1	44	2.8
2010	1	7	0	3	.000	0	0	---	0	0	0	3	0	0	0	0	0	0.0
TOTALS	22	310	28	70	.400	2	5	.400	13	30	43	53	35	0	16	2	60	2.7

Three-point field goals: 2007, 0-0; 2008, 0-5 (.000); 2009, 2-12 (.167); 2010, 0-10 (.000). Totals: 2-27 (.074).





HOWARD CARTER

Height: 6-5 Weight: 215 Louisiana State '83 Born Oct. 26, 1961
 Acquired: Drafted, No. 15 overall, in 1983 Departed: Traded to Dallas on Aug. 23, 1984

YEAR	GP	MIN	FGM	FGA	PCT	FTM	FTA	PCT	OFF	DEF	REB	AST	PF	DQ	STL	BLK	PTS	AVG
83-84	55	688	145	316	.459	47	61	.770	38	48	86	71	81	0	19	4	342	6.2
Three-point field goals: 5-19 (.263).																		
PLAYOFFS	GP	MIN	FGM	FGA	PCT	FTM	FTA	PCT	OFF	DEF	REB	AST	PF	DQ	STL	BLK	PTS	AVG
1984	5	60	7	22	.318	0	0	---	1	4	5	5	3	0	4	1	15	3.0
Three-point field goals: 1-5 (.200).																		

WILSON CHANDLER

Height: 6-8 Weight: 225 DePaul '07 Born May 10, 1987
 Acquired: By trade from New York on Feb. 22, 2011 Departed: Traded to Philadelphia on Jul. 6, 2018

YEAR	GP	MIN	FGM	FGA	PCT	FTM	FTA	PCT	OFF	DEF	REB	AST	PF	DQ	STL	BLK	PTS	AVG
10-11	21	642	101	241	.419	34	42	.810	13	92	105	34	47	0	14	24	262	12.5
11-12	8	215	31	79	.392	10	12	.833	6	35	41	17	18	0	6	6	75	9.4
12-13	43	1079	210	455	.462	88	111	.793	45	173	218	58	119	0	45	12	560	13.0
13-14	62	1927	307	738	.416	110	152	.724	58	236	294	114	193	4	46	31	846	13.6
14-15	78	2471	418	975	.429	110	142	.775	96	379	475	134	231	2	58	29	1085	13.9
16-17	71	2197	433	939	.461	141	194	.727	103	357	460	141	172	2	51	30	1117	15.7
17-18	74	2346	281	631	.445	88	114	.772	102	296	398	159	156	2	43	39	738	10.0
TOTALS	357	10877	1781	4058	.439	581	767	.757	423	1568	1991	657	936	10	263	171	4683	13.1
Three-point field goals: '10-11, 26-75 (.347); '11-12, 3-12 (.250); '12-13, 52-126 (.413); '13-14, 122-351 (.348); '14-15, 139-406 (.342); '16-17, 110-326 (.337); '17-18, 88-246 (.358). Totals: 540-1542 (.350).																		
PLAYOFFS	GP	MIN	FGM	FGA	PCT	FTM	FTA	PCT	OFF	DEF	REB	AST	PF	DQ	STL	BLK	PTS	AVG
2011	5	115	8	29	.276	7	9	.778	2	20	22	2	15	1	3	4	24	4.8
2013	6	205	27	76	.355	9	12	.750	5	28	33	8	25	1	8	3	72	12.0
TOTALS	11	320	35	105	.333	16	21	.762	7	48	55	10	40	2	11	7	96	8.7
Three-point field goals: 2011, 1-7 (.143); 2013, 9-29 (.310). Totals: 10-36 (.278).																		

WAYNE CHAPMAN

Height: 6-6 Weight: 190 Western Kentucky '68 Born Jun. 15, 1945
 Departed: Traded to Indiana in Feb., 1971

YEAR	GP	MIN	FGM	FGA	PCT	FTM	FTA	PCT	OFF	DEF	REB	AST	PF	DQ	STL	BLK	PTS	AVG
70-71	47	1049	184	484	.380	89	129	.690	43	99	142	107	127	3	-	-	468	9.9
Three-point field goals: 11-48 (.229)																		

CALBERT CHEANEY

Height: 6-7 Weight: 217 Indiana '93 Born Jul. 17, 1971
 Acquired: By trade from Boston on Oct. 16, 2000 Departed: Contract expired at end of '01-02 season

YEAR	GP	MIN	FGM	FGA	PCT	FTM	FTA	PCT	OFF	DEF	REB	AST	PF	DQ	STL	BLK	PTS	AVG
00-01	9	153	10	30	.333	1	2	.500	5	15	20	9	14	0	4	2	21	2.3
01-02	68	1631	224	466	.481	46	67	.687	57	183	240	110	156	1	34	21	494	7.3
TOTALS	77	1784	234	496	.472	47	69	.681	62	198	260	119	170	1	38	23	515	6.7
Three-point field goals: '00-01, 0-0; '01-02, 0-4 (.000).																		

GARY CLARK

Height: 6-6 Weight: 225 Cincinnati '18 Born Nov. 16, 1994
 Acquired: By trade from Orlando on 3/25/21 Departed: Contract waived on 4/8/21

YEAR	GP	MIN	FGM	FGA	PCT	FTM	FTA	PCT	OFF	DEF	REB	AST	PF	DQ	STL	BLK	PTS	AVG
20-21	2	4	0	0	---	0	0	---	0	1	1	0	0	0	0	0	0	0.0
Three-point field goals: '20-21, 0-0 (.000).																		

IAN CLARK

Height: 6-3 Weight: 175 Belmont '13 Born Mar. 7, 1991
 Acquired: Claimed on waivers on Mar. 28, 2015 Departed: Contract expired at end of 2014-15 season

YEAR	GP	MIN	FGM	FGA	PCT	FTM	FTA	PCT	OFF	DEF	REB	AST	PF	DQ	STL	BLK	PTS	AVG
14-15	7	31	4	11	.364	4	4	1.000	0	3	3	2	8	0	3	1	13	1.9
Three-point field goals: 1-5 (.200)																		

KEON CLARK

Height: 6-11 Weight: 220 UNLV '98 Born Apr. 16, 1975
 Acquired: By trade from Orlando on Jan. 21, 1999 Departed: Traded to Toronto on Jan. 12, 2001

YEAR	GP	MIN	FGM	FGA	PCT	FTM	FTA	PCT	OFF	DEF	REB	AST	PF	DQ	STL	BLK	PTS	AVG
98-99	28	409	36	80	.450	21	37	.568	36	60	96	10	52	0	10	31	93	3.3
99-00	81	1850	286	528	.542	121	176	.688	162	343	505	71	231	1	45	114	694	8.6
00-01	35	752	82	199	.412	63	105	.600	58	128	186	34	101	3	16	44	227	6.5
TOTALS	144	3011	404	807	.501	205	318	.645	256	531	787	115	384	4	71	189	1014	7.0
Three-point field goals: '98-99, 0-1 (.000); '99-00, 1-8 (.125); '00-01, 0-0. Totals: 1-9 (.111).																		





JEFF CONGDON

Height: 6-1 Weight: 190 Brigham Young '67 Born Oct. 17, 1943
Acquired: By trade from Anaheim in Dec. 1967

YEAR	GP	MIN	FGM	FGA	PCT	FTM	FTA	PCT	OFF	DEF	REB	AST	PF	DQ	STL	BLK	PTS	AVG
67-68	41	398	67	191	.351	20	25	.800	-	-	34	59	37	0	-	-	159	3.9
68-69	59	979	107	277	.386	69	85	.812	14	79	93	135	104	1	-	-	288	4.9
69-70	83	2461	299	775	.386	151	192	.786	52	181	233	446	205	3	-	-	812	9.8
TOTALS	183	3838	473	1243	.381	240	302	.795	-	-	360	640	346	4	-	-	1259	6.9

Three-point field goals: '67-68, 5-30 (.167); '68-69, 5-31 (.161); '69-70, 63-178 (.354). Totals: 73-239 (.305)

PLAYOFFS	GP	MIN	FGM	FGA	PCT	FTM	FTA	PCT	OFF	DEF	REB	AST	PF	DQ	STL	BLK	PTS	AVG
1968	3	35	7	21	.333	3	7	.429	-	-	4	54	5	0	-	-	19	6.3
1969	7	183	20	42	.476	22	22	1.000	6	10	16	34	21	0	-	-	62	8.9
1970	12	313	43	118	.364	24	32	.750	8	25	33	68	31	0	-	-	126	10.5
TOTALS	22	531	70	181	.387	49	61	.803	-	-	53	107	67	0	-	-	207	9.4

Three-point field goals: 1968, 2-8 (.250); 1969, 0-2 (.000); 1970, 16-50 (.320). Totals: 18-60 (.300).

ANTHONY COOK

Height: 6-9 Weight: 215 Arizona '89 Born Mar. 19, 1967
Acquired: By trade from Detroit on Sept. 28, 1990 Departed: Traded to Orlando on Aug. 19, 1993

YEAR	GP	MIN	FGM	FGA	PCT	FTM	FTA	PCT	OFF	DEF	REB	AST	PF	DQ	STL	BLK	PTS	AVG
90-91	58	1121	118	283	.417	71	129	.550	134	192	326	26	100	1	35	72	307	5.3
91-92	22	115	15	25	.600	4	6	.667	13	21	34	2	10	0	5	4	34	1.5
92-93	-----DNP - RIGHT KNEE INJURY-----																	
TOTALS	80	1236	133	308	.431	75	135	.555	147	213	360	28	110	1	40	76	341	4.3

Three-point field goals: '90-91, 0-3 (.000).

DARWIN COOK

Height: 6-3 Weight: 195 Portland '80 Born Aug. 6, 1958
Acquired: By trade from San Antonio on Jan. 26, 1989 Departed: Contract expired at end of '88-89 season

YEAR	GP	MIN	FGM	FGA	PCT	FTM	FTA	PCT	OFF	DEF	REB	AST	PF	DQ	STL	BLK	PTS	AVG
88-89	30	386	71	163	.436	17	22	.773	13	35	48	43	44	0	28	6	161	5.4

Three-point field goals: 2-10 (.200).

PLAYOFFS	GP	MIN	FGM	FGA	PCT	FTM	FTA	PCT	OFF	DEF	REB	AST	PF	DQ	STL	BLK	PTS	AVG
1989	3	66	12	24	.500	6	6	1.000	2	11	13	11	12	0	4	0	31	10.3

Three-point field goals: 1-2 (.500).

NORMAN COOK

Height: 6-9 Weight: 220 Kansas '77 Born Mar. 21, 1955
Acquired: Signed as a free agent on Apr. 7, 1978 Departed: Waived on Apr. 17, 1978

YEAR	GP	MIN	FGM	FGA	PCT	FTM	FTA	PCT	OFF	DEF	REB	AST	PF	DQ	STL	BLK	PTS	AVG
77-78	2	10	1	3	.333	0	0	---	1	2	3	1	4	0	0	0	2	1.0

TYLER COOK

Height: 6-8 Weight: 255 Iowa '19 Born Jan. 23, 1996
Acquired: Signed as a free agent on Jun. 30, 2020 Departed: Contract expired at end of '19-20 season

YEAR	GP	MIN	FGM	FGA	PCT	FTM	FTA	PCT	OFF	DEF	REB	AST	PF	DQ	STL	BLK	PTS	AVG
19-20	2	19	1	2	.500	2	2	1.000	2	2	4	0	1	0	2	0	4	2.0

Three-point field goals: 0-0 (---).

PLAYOFFS	GP	MIN	FGM	FGA	PCT	FTM	FTA	PCT	OFF	DEF	REB	AST	PF	DQ	STL	BLK	PTS	AVG
2020	1	4	0	0	---	0	0	---	0	2	2	0	0	0	0	0	0	0.0

Three-point field goals: 2020, 0-0 (---).

WAYNE COOPER

Height: 6-10 Weight: 220 New Orleans '78 Born Nov. 16, 1956
Acquired: By trade from Portland on Jun. 7, 1984 Departed: Contract expired at end of '88-89 season

YEAR	GP	MIN	FGM	FGA	PCT	FTM	FTA	PCT	OFF	DEF	REB	AST	PF	DQ	STL	BLK	PTS	AVG
84-85	80	2031	404	856	.472	161	235	.685	229	402	631	86	304	2	28	197	969	12.1
85-86	78	2112	422	906	.466	174	219	.795	190	420	610	81	315	6	42	227	1021	13.1
86-87	69	1561	235	524	.448	79	109	.725	162	311	473	68	257	5	13	101	549	8.0
87-88	45	865	118	270	.437	50	67	.746	98	172	270	30	145	3	12	94	286	6.4
88-89	79	1864	220	444	.495	79	106	.745	212	407	619	78	302	7	36	211	520	6.6
TOTALS	351	8433	1399	3000	.466	543	736	.738	891	1712	2603	343	1329	23	131	830	3345	9.5

Three-point field goals: '84-85, 0-2 (.000); '85-86, 3-7 (.429); '86-87, 0-3 (.000); '87-88, 0-1 (.000); '88-89, 1-4 (.250). Totals: 4-17 (.235).

PLAYOFFS	GP	MIN	FGM	FGA	PCT	FTM	FTA	PCT	OFF	DEF	REB	AST	PF	DQ	STL	BLK	PTS	AVG
1985	15	321	67	143	.469	30	40	.750	34	59	93	20	52	0	8	36	164	10.9
1986	8	154	24	56	.429	15	22	.682	11	29	40	7	31	2	2	5	63	7.9
1987	3	41	5	12	.417	2	2	1.000	6	11	17	2	9	0	0	1	12	4.0
1988	9	96	8	23	.348	2	2	1.000	16	17	33	6	19	0	3	8	18	2.0
1989	3	44	6	12	.500	0	0	---	4	9	13	2	10	0	1	2	12	4.0
TOTALS	40	656	110	246	.447	49	66	.742	71	125	196	37	121	2	14	52	269	6.7

Three-point field goals: 1986, 0-1 (.000).





PETR CORNELIE

Height: 6-11 Weight: 220 France Born Oct. 25, 2021
 Acquired: Drafted, 53rd overall, in 2016 Departed: Waived on Jan. 9, 2022

YEAR	GP	MIN	FGM	FGA	PCT	FTM	FTA	PCT	OFF	DEF	REB	AST	PF	DQ	STL	BLK	PTS	AVG
21-22	13	38	5	15	.333	3	4	.750	7	7	14	3	7	0	1	1	14	1.1

Three-point field goals: 1-8 (.125).

DEMARCUS COUSINS

Height: 6-10 Weight: 270 Kentucky '10 Born Aug. 13, 1990
 Acquired: Signed as a free agent on Feb. 25, 2022 Departed: Contract expired at end of '21-22 season

YEAR	GP	MIN	FGM	FGA	PCT	FTM	FTA	PCT	OFF	DEF	REB	AST	PF	DQ	STL	BLK	PTS	AVG
21-22	31	431	94	206	.456	64	87	.736	50	122	172	53	93	0	19	13	276	8.9
Three-point field goals: 24-74 (.324).																		
PLAYOFFS	GP	MIN	FGM	FGA	PCT	FTM	FTA	PCT	OFF	DEF	REB	AST	PF	DQ	STL	BLK	PTS	AVG
2022	5	57	19	29	.655	11	15	.733	3	14	17	6	9	0	3	1	53	10.6
Three-point field goals: 4-6 (.667).																		

TORREY CRAIG

Height: 6-7 Weight: 215 USC-Upstate '14 Born Dec. 19, 1990
 Acquired: Signed a two-way contract on Jul. 18, 2017 Departed: Contract expired at end of '19-20 season

YEAR	GP	MIN	FGM	FGA	PCT	FTM	FTA	PCT	OFF	DEF	REB	AST	PF	DQ	STL	BLK	PTS	AVG
17-18	39	629	62	137	.453	22	35	.629	40	87	127	25	63	0	12	15	163	4.2
18-19	75	1503	160	362	.442	49	70	.700	89	174	263	72	175	4	37	46	430	5.7
19-20	58	1072	124	269	.461	22	36	.611	63	126	189	47	135	2	23	36	315	5.4
TOTALS	172	3204	346	768	.451	93	141	.660	192	387	579	144	373	6	72	97	908	5.3
Three-point field goals: '17-18, 17-58 (.293); '18-19, 61-188 (.324); '19-20, 45-138 (.326). Totals: 123-384 (.320).																		
PLAYOFFS	GP	MIN	FGM	FGA	PCT	FTM	FTA	PCT	OFF	DEF	REB	AST	PF	DQ	STL	BLK	PTS	AVG
2019	14	330	33	69	.478	9	16	.563	21	51	72	12	38	1	7	5	92	6.6
2020	19	375	33	78	.423	9	13	.692	13	49	62	13	44	1	7	7	86	4.5
TOTALS	33	705	66	147	.449	18	29	.621	34	100	134	25	82	2	14	12	178	5.4
Three-point field goals: 2019, 17-36 (.472); 2020, 11-42 (.262). Totals: 28-78 (.359).																		

GEOFF CROMPTON

Height: 6-11 Weight: 280 North Carolina '78 Born Jul. 4, 1955
 Acquired: By trade from Kansas City on Jul. 8, 1978 Departed: Waived on Apr. 11, 1979

YEAR	GP	MIN	FGM	FGA	PCT	FTM	FTA	PCT	OFF	DEF	REB	AST	PF	DQ	STL	BLK	PTS	AVG
78-79	20	88	10	26	.385	6	12	.500	6	17	23	5	19	0	0	3	26	1.3

JOHN CROTTY

Height: 6-2 Weight: 194 Virginia '91 Born Jul. 15, 1969
 Acquired: Signed as a free agent on Dec. 22, 2002 Departed: Waived on Jan. 6, 2003
 Re-Acquired: Signed a 10-day contract on Jan. 8, 2003 Departed: 10-day contract terminated on Jan. 27, 2003

YEAR	GP	MIN	FGM	FGA	PCT	FTM	FTA	PCT	OFF	DEF	REB	AST	PF	DQ	STL	BLK	PTS	AVG
02-03	12	180	14	41	.341	9	15	.600	1	14	15	29	16	0	3	0	41	3.4
Three-point field goals: 4-13 (.308).																		

RASTKO CVETKOVIC

Height: 7-1 Weight: 260 Yugoslavia Born Jun. 22, 1970
 Acquired: Signed as a free agent on Sept. 29, 1995 Departed: Contract expired at end of '95-96 season

YEAR	GP	MIN	FGM	FGA	PCT	FTM	FTA	PCT	OFF	DEF	REB	AST	PF	DQ	STL	BLK	PTS	AVG
95-96	14	48	5	16	.313	0	4	.000	4	7	11	3	11	0	2	1	10	0.7
Three-point field goals: 0-1 (.000).																		

TROY DANIELS

Height: 6-4 Weight: 200 VCU '13 Born Jul. 15, 1991
 Acquired: Signed as a free agent on Mar. 5, 2020 Departed: Contract expired at end of '19-20 season

YEAR	GP	MIN	FGM	FGA	PCT	FTM	FTA	PCT	OFF	DEF	REB	AST	PF	DQ	STL	BLK	PTS	AVG
19-20	6	76	10	28	.357	0	0	---	0	6	6	3	7	0	3	0	26	4.3
Three-point field goals: '19-20, 6-20 (.300).																		
PLAYOFFS	GP	MIN	FGM	FGA	PCT	FTM	FTA	PCT	OFF	DEF	REB	AST	PF	DQ	STL	BLK	PTS	AVG
2020	6	30	6	12	.500	1	2	.500	1	2	3	2	2	0	0	0	16	2.7
Three-point field goals: 2020, 3-6 (.500).																		

TERRY DAVIS

Height: 6-10 Weight: 270 Virginia Union '89 Born Jun. 17, 1967
 Acquired: Signed as a free agent on Sept. 26, 2000 Departed: Contract expired at end of '00-01 season

YEAR	GP	MIN	FGM	FGA	PCT	FTM	FTA	PCT	OFF	DEF	REB	AST	PF	DQ	STL	BLK	PTS	AVG
00-01	19	228	12	25	.480	9	22	.409	24	29	53	7	34	0	1	1	33	1.7
Three-point field goals: 0-0.																		





WALTER DAVIS

Height: 6-6 Weight: 207 North Carolina '77 Born Sep. 9, 1954
 Acquired: Signed as a free agent on Jul. 6, 1988 Departed: Traded to Portland on Jan. 23, 1991
 Re-Acquired: Signed as a free agent on Nov. 2, 1991 Departed: Contract expired at end of '91-92 season

YEAR	GP	MIN	FGM	FGA	PCT	FTM	FTA	PCT	OFF	DEF	REB	AST	PF	DQ	STL	BLK	PTS	AVG
88-89	81	1857	536	1076	.498	175	199	.879	41	110	151	190	187	1	72	5	1267	15.6
89-90	69	1635	497	1033	.481	207	227	.912	46	133	179	155	160	1	59	9	1207	17.5
90-91	39	1044	316	667	.474	86	94	.915	52	71	123	84	108	2	62	3	728	18.7
91-92	46	741	185	403	.459	82	94	.872	20	50	70	68	89	0	29	1	457	9.9
TOTALS	235	5277	1534	3179	.483	550	614	.896	159	364	523	497	524	4	222	18	3659	15.6
Three-point field goals: '88-89, 20-69 (.290); '89-90, 6-46 (.130); '90-91, 10-33 (.303); '91-92, 5-16 (.313). Totals: 41-164 (.250).																		
PLAYOFFS	GP	MIN	FGM	FGA	PCT	FTM	FTA	PCT	OFF	DEF	REB	AST	PF	DQ	STL	BLK	PTS	AVG
1989	3	94	31	60	.517	15	15	1.000	2	3	5	4	11	0	3	0	77	25.7
1990	3	70	18	45	.400	6	6	1.000	4	5	9	6	4	0	1	0	42	14.0
TOTALS	6	164	49	105	.466	21	21	1.000	6	8	14	10	15	0	4	0	119	19.8
Three-point field goals: 1989, 0-4 (.000); 1990, 0-1 (.000). Totals: 0-5 (.000).																		

BISON DELE (FORMERLY BRIAN WILLIAMS)

Height: 6-11 Weight: 260 Arizona '92 Born Apr. 6, 1969
 Acquired: By trade from Orlando on Aug. 19, 1993 Departed: Traded to L.A. Clippers on Sept. 19, 1995

YEAR	GP	MIN	FGM	FGA	PCT	FTM	FTA	PCT	OFF	DEF	REB	AST	PF	DQ	STL	BLK	PTS	AVG
93-94	80	1507	251	464	.541	137	211	.649	138	308	446	50	221	3	49	87	639	8.0
94-95	63	1261	196	333	.589	106	162	.654	98	200	298	53	210	7	38	43	498	7.9
TOTALS	143	2768	447	797	.561	242	373	.649	236	508	744	103	431	10	87	130	1137	8.0
Three-point field goals: '93-94, 0-3 (.000).																		
PLAYOFFS	GP	MIN	FGM	FGA	PCT	FTM	FTA	PCT	OFF	DEF	REB	AST	PF	DQ	STL	BLK	PTS	AVG
1994	12	289	42	76	.553	27	41	.659	33	56	89	11	36	0	4	11	111	9.3
1995	3	44	10	18	.556	4	4	1.000	5	13	18	2	15	1	0	1	24	8.0
TOTALS	15	333	52	94	.553	31	45	.689	38	69	107	13	51	1	4	12	135	9.0
Three-point field goals: 0-0.																		

KENNY DENNARD

Height: 6-8 Weight: 220 Duke '81 Born Oct. 18, 1958
 Acquired: By trade from Kansas City on Sept. 26, 1983 Departed: Waived on Feb. 25, 1984

YEAR	GP	MIN	FGM	FGA	PCT	FTM	FTA	PCT	OFF	DEF	REB	AST	PF	DQ	STL	BLK	PTS	AVG
83-84	43	413	36	99	.364	15	24	.625	37	64	101	45	83	0	23	8	90	2.1
Three-point field goals: 3-10 (.300).																		

YAKHOUBA DIAWARA

Height: 6-7 Weight: 225 Pepperdine '05 Born Aug. 29, 1982
 Acquired: Signed as a free agent on Aug. 26, 2006 Departed: Contract expired at end of '07-08 season

YEAR	GP	MIN	FGM	FGA	PCT	FTM	FTA	PCT	OFF	DEF	REB	AST	PF	DQ	STL	BLK	PTS	AVG
06-07	64	1177	100	292	.342	35	53	.660	27	83	110	55	132	0	30	7	284	4.4
07-08	54	542	55	134	.410	22	31	.710	23	39	62	37	61	1	8	3	153	2.8
TOTALS	118	1719	155	426	.364	57	84	.679	50	122	172	92	193	1	38	10	437	3.7
Three-point field goals: '06-07, 49-170 (.288); '07-08, 21-66 (.318). Totals: 70-236 (.297).																		
PLAYOFFS	GP	MIN	FGM	FGA	PCT	FTM	FTA	PCT	OFF	DEF	REB	AST	PF	DQ	STL	BLK	PTS	AVG
2007	1	1	0	0	---	---	0	---	0	0	0	0	0	0	0	0	0	0.0
2008	3	8	2	5	.400	0	0	---	0	1	1	0	0	0	0	0	4	1.3
TOTALS	4	9	2	5	.400	0	0	---	0	1	1	0	0	0	0	0	4	1.0
Three-point field goals: 2008, 0-2 (.000)																		

MICHAEL DOLEAC

Height: 6-11 Weight: 262 Utah '98 Born Jun. 15, 1977
 Acquired: Claimed off waivers on Feb. 20, 2004 Departed: Contract expired at end of '03-04 season

YEAR	GP	MIN	FGM	FGA	PCT	FTM	FTA	PCT	OFF	DEF	REB	AST	PF	DQ	STL	BLK	PTS	AVG
03-04	26	344	40	97	.412	14	16	.875	28	48	76	14	58	0	6	6	94	3.6
Three-point field goals: 0-0.																		
PLAYOFFS	GP	MIN	FGM	FGA	PCT	FTM	FTA	PCT	OFF	DEF	REB	AST	PF	DQ	STL	BLK	PTS	AVG
2004	5	49	5	10	.500	0	0	---	2	5	7	3	8	0	0	0	10	2.0
Three-point field goals: 0-0.																		

JACKY DORSEY

Height: 6-7 Weight: 230 Georgia '78 Born Dec. 18, 1954
 Acquired: Signed as a free agent on Jun. 24, 1977 Departed: Waived on Nov. 14, 1977

YEAR	GP	MIN	FGM	FGA	PCT	FTM	FTA	PCT	OFF	DEF	REB	AST	PF	DQ	STL	BLK	PTS	AVG
77-78	7	37	3	12	.250	3	5	.600	5	15	20	2	9	0	2	2	9	1.3

PJ DOZIER

Height: 6-6 Weight: 205 South Carolina '17 Born Oct. 25, 1996
 Acquired: Signed as a free agent on Aug. 13, 2019 Departed: Traded to Boston on Jan. 19, 2022

YEAR	GP	MIN	FGM	FGA	PCT	FTM	FTA	PCT	OFF	DEF	REB	AST	PF	DQ	STL	BLK	PTS	AVG
19-20	29	412	65	157	.414	21	29	.724	10	45	55	63	45	0	14	6	168	5.8
20-21	50	1088	148	355	.417	42	66	.636	35	147	182	92	86	0	31	22	385	7.7
21-22	18	340	36	99	.364	10	13	.769	14	49	63	29	33	0	11	6	97	5.4
TOTALS	97	1840	249	611	.408	73	108	.676	59	241	300	184	164	0	56	34	650	6.4
Three-point field goals: '19-20, 17-49 (.347); '20-21, 47-149 (.315); '21-22, 15-48 (.313). Totals: 79-246 (.321).																		
PLAYOFFS	GP	MIN	FGM	FGA	PCT	FTM	FTA	PCT	OFF	DEF	REB	AST	PF	DQ	STL	BLK	PTS	AVG
2020	12	125	14	33	.424	8	14	.571	2	16	18	12	13	0	2	2	38	3.2
Three-point field goals: 2020, 2-8 (.250).																		





T.R. DUNN

Height: 6-4 Weight: 192 Alabama '77 Born Feb. 1, 1955
 Acquired: By trade from Portland on Aug. 15, 1980 Departed: Waived on Dec. 24, 1990

YEAR	GP	MIN	FGM	FGA	PCT	FTM	FTA	PCT	OFF	DEF	REB	AST	PF	DQ	STL	BLK	PTS	AVG
80-81	82	1427	146	345	.412	79	121	.653	133	168	301	81	141	0	66	29	371	4.5
81-82	82	2519	258	504	.512	153	215	.712	211	384	559	188	210	1	135	36	669	8.2
82-83	82	2640	254	527	.482	119	163	.730	231	384	615	189	218	2	147	25	627	7.6
83-84	80	2705	174	370	.470	106	145	.731	195	379	574	228	233	5	173	32	454	5.7
84-85	81	2290	175	358	.489	84	116	.724	169	216	385	153	213	3	140	14	434	5.4
85-86	82	2401	172	379	.454	68	88	.773	143	234	377	171	228	1	155	16	412	5.0
86-87	81	1932	118	276	.428	36	55	.655	91	174	265	147	160	0	100	21	272	3.4
87-88	82	1534	70	156	.449	40	52	.769	110	130	240	87	152	0	101	11	180	2.2
89-90	65	657	44	97	.454	26	39	.667	56	82	138	43	67	1	41	4	114	1.8
90-91	17	217	21	47	.447	9	10	.900	20	22	42	24	30	0	12	1	52	3.1
TOTALS	734	18322	1432	3068	.467	720	1044	.689	1359	2137	3496	1311	1652	13	1070	189	3585	4.8

Three-point field goals: '80-81, 0-2 (.000); '81-82, 0-1 (.000); '82-83, 0-1 (.000); '83-84, 0-1 (.000); '84-85, 0-2 (.000); '85-86, 0-1 (.000); '86-87, 0-2 (.000); '87-88, 0-1 (.000); '89-90, 0-2 (.000); '90-91, 1-4 (.250). Totals: 1-17 (.059)

PLAYOFFS	GP	MIN	FGM	FGA	PCT	FTM	FTA	PCT	OFF	DEF	REB	AST	PF	DQ	STL	BLK	PTS	AVG
1982	3	81	6	13	.462	7	8	.875	10	8	18	10	11	0	8	1	19	6.3
1983	8	300	18	41	.439	5	8	.625	27	51	78	20	21	0	12	3	41	5.1
1984	5	178	14	25	.560	5	7	.714	20	19	39	8	19	0	10	4	33	6.6
1985	15	371	27	65	.415	14	19	.737	27	33	60	34	45	0	24	3	68	4.5
1986	10	276	20	46	.435	9	14	.643	22	31	53	13	34	1	16	0	49	4.9
1987	3	22	1	4	.250	0	0	.000	1	2	3	2	3	0	1	1	2	0.7
1988	11	185	11	20	.550	4	8	.500	11	18	29	3	20	0	8	0	26	2.4
1990	3	31	0	0	---	0	0	---	1	6	7	2	3	0	4	1	0	0.0
TOTALS	58	1444	97	214	.453	44	64	.688	119	168	287	92	156	1	83	13	238	4.1

Three-point field goals: 0-0.

KEITH EDMONSON

Height: 6-5 Weight: 205 Purdue '82 Born Sept. 28, 1960
 Acquired: By trade from San Antonio on Jan. 21, 1984 Departed: Contract expired at end of '83-84 season

YEAR	GP	MIN	FGM	FGA	PCT	FTM	FTA	PCT	OFF	DEF	REB	AST	PF	DQ	STL	BLK	PTS	AVG
83-84	15	101	23	47	.489	18	25	.720	6	12	18	7	16	0	4	1	64	4.2

Three-point field goals: 0-0.

HOWARD EISLEY

Height: 6-2 Weight: 180 Boston College '94 Born Dec. 4, 1972
 Acquired: Signed for the remainder of the season on Mar. 23, 2006 Departed: Traded to Chicago on Jul. 19, 2006

YEAR	GP	MIN	FGM	FGA	PCT	FTM	FTA	PCT	OFF	DEF	REB	AST	PF	DQ	STL	BLK	PTS	AVG
05-06	19	282	30	86	.349	20	24	.833	2	17	19	44	23	0	8	2	92	4.8

Three-point field goals: 12-38 (.316).

DALE ELLIS

Height: 6-7 Weight: 215 Tennessee '83 Born Aug. 6, 1960
 Acquired: Signed as a free agent on Oct. 4, 1994 Departed: Contract expired at end of '96-97 season

YEAR	GP	MIN	FGM	FGA	PCT	FTM	FTA	PCT	OFF	DEF	REB	AST	PF	DQ	STL	BLK	PTS	AVG
94-95	81	1996	351	774	.453	110	127	.866	56	166	222	57	142	0	37	9	918	11.3
95-96	81	2626	459	959	.479	136	179	.760	88	227	315	139	191	1	57	7	1204	14.9
96-97	82	2940	477	1151	.414	215	263	.817	99	194	293	165	178	0	60	7	1361	16.6
TOTALS	244	7562	1287	2884	.446	461	569	.810	243	587	830	361	511	1	154	23	3483	14.3

Three-point field goals: '94-95, 106-263 (.403); '95-96, 150-364 (.412); '96-97, 192-528 (.364). Totals: 448-1155 (.388).

PLAYOFFS	GP	MIN	FGM	FGA	PCT	FTM	FTA	PCT	OFF	DEF	REB	AST	PF	DQ	STL	BLK	PTS	AVG
1995	3	73	10	28	.357	12	13	.923	6	8	14	3	6	0	2	1	36	12.0

Three-point field goals: 1995, 4-13 (.308).

HAROLD ELLIS

Height: 6-5 Weight: 200 Morehouse '92 Born Oct. 7, 1970
 Acquired: Signed out of the CBA on Dec. 14, 1997 Departed: Contract expired at the end of the '97-98 season

YEAR	GP	MIN	FGM	FGA	PCT	FTM	FTA	PCT	OFF	DEF	REB	AST	PF	DQ	STL	BLK	PTS	AVG
97-98	27	344	62	111	.559	40	63	.635	27	23	50	18	53	0	19	4	164	6.1

Three-point field goals: 0-4 (.000).

LAPHONSO ELLIS

Height: 6-8 Weight: 240 Notre Dame '92 Born May 5, 1970
 Acquired: Drafted, No. 5 overall, in 1992 Departed: Contract expired at the end of the '97-98 season

YEAR	GP	MIN	FGM	FGA	PCT	FTM	FTA	PCT	OFF	DEF	REB	AST	PF	DQ	STL	BLK	PTS	AVG
92-93	82	2749	483	958	.504	237	317	.748	274	744	470	151	293	8	72	111	1205	14.7
93-94	79	2699	483	963	.502	242	359	.674	220	462	682	167	304	6	63	80	1215	15.4
94-95	6	58	9	25	.360	6	6	1.000	7	10	17	4	12	0	1	5	24	4.0
95-96	45	1269	189	432	.438	89	148	.601	93	229	322	74	163	3	36	33	471	10.5
96-97	55	2002	445	1014	.439	218	282	.773	107	279	386	131	181	7	44	41	1203	21.9
97-98	76	2575	410	1007	.407	206	256	.805	146	398	544	213	226	2	65	49	1083	14.3
TOTALS	343	11352	2019	4399	.459	998	1368	.730	847	1848	2695	740	226	2	281	319	5201	15.2

Three-point field goals: '92-93, 2-13 (.154); '93-94, 7-23 (.304); '94-95, 0-0; '95-96, 4-22 (.182); '96-97, 95-259 (.367); '97-98, 57-201 (.284). Totals: 165-513 (.322).

PLAYOFFS	GP	MIN	FGM	FGA	PCT	FTM	FTA	PCT	OFF	DEF	REB	AST	PF	DQ	STL	BLK	PTS	AVG
1994	12	436	68	142	.479	38	54	.704	27	70	97	26	46	2	9	11	177	14.8

1995 -----DNP- INJURED LIST-----
 Three-point field goals: 3-6 (.500).





MAURICE "BO" ELLIS

Height: 6-9 Weight: 200 Marquette '77 Born Aug. 8, 1954
 Acquired: By trade from Washington on Oct. 11, 1977 Departed: Waived on Nov. 2, 1979
 Re-Acquired: Signed as a free agent on Nov. 24, 1979 Departed: Contract expired at the end of the '79-80 season

YEAR	GP	MIN	FGM	FGA	PCT	FTM	FTA	PCT	OFF	DEF	REB	AST	PF	DQ	STL	BLK	PTS	AVG
77-78	78	1213	133	320	.416	72	104	.692	114	190	304	73	208	2	49	47	338	4.3
78-79	42	269	42	92	.457	29	36	.806	17	45	62	10	45	0	10	13	113	2.7
79-80	48	502	61	136	.449	40	53	.755	51	65	116	30	67	1	10	24	164	3.4
TOTALS	168	1984	236	548	.431	141	193	.731	182	300	482	113	320	3	69	84	613	3.6

Three-point field goals: '79-80, 0-3 (.000).

PLAYOFFS	GP	MIN	FGM	FGA	PCT	FTM	FTA	PCT	OFF	DEF	REB	AST	PF	DQ	STL	BLK	PTS	AVG
1978	12	170	17	40	.425	12	15	.800	15	28	43	8	25	0	6	8	46	3.8
1979	3	24	2	6	.333	2	2	1.000	1	3	4	1	2	0	2	1	6	2.0
TOTALS	15	194	19	46	.413	14	17	.824	16	31	47	9	27	0	8	9	52	3.5

FRANCISCO ELSON

Height: 7-0 Weight: 235 California '99 Born Feb. 28, 1976
 Acquired: Drafted in the second round, No. 41 overall, in 1999 Departed: Contract expired at the end of '05-06 season

YEAR	GP	MIN	FGM	FGA	PCT	FTM	FTA	PCT	OFF	DEF	REB	AST	PF	DQ	STL	BLK	PTS	AVG
03-04	62	875	94	199	.472	30	45	.667	65	138	203	32	145	2	35	39	218	3.5
04-05	67	939	101	216	.468	45	79	.570	61	140	201	34	129	1	34	41	248	3.7
05-06	72	1579	151	284	.532	49	74	.662	99	240	339	47	211	0	54	45	352	4.9
TOTALS	201	3393	346	699	.495	124	198	.626	225	518	743	113	485	3	123	125	818	4.1

Three-point field goals: '03-04, 0-1 (.000); '04-05, 1-3 (.333); '05-06, 1-5 (.200). Totals: 2-9 (.222)

PLAYOFFS	GP	MIN	FGM	FGA	PCT	FTM	FTA	PCT	OFF	DEF	REB	AST	PF	DQ	STL	BLK	PTS	AVG
2004	4	60	7	12	.583	1	2	.500	1	8	9	2	14	0	2	1	15	3.8
2005	1	6	0	1	.000	0	0	---	0	3	3	0	0	0	0	0	0	0.0
2006	5	75	3	5	.600	0	0	---	5	6	11	2	13	1	4	0	6	1.2
TOTALS	10	141	10	18	.556	1	2	.500	6	17	23	4	27	1	6	1	21	2.1

Three-point field goals: 0-0.

MELVIN ELY

Height: 6-10 Weight: 261 Fresno State '02 Born May 2, 1978
 Acquired: Signed as a free agent on Sept. 27, 2010 Departed: Contract expired at the end of '10-11 season

YEAR	GP	MIN	FGM	FGA	PCT	FTM	FTA	PCT	OFF	DEF	REB	AST	PF	DQ	STL	BLK	PTS	AVG
10-11	30	366	28	51	.549	13	21	.619	27	47	74	14	50	1	4	11	69	2.3

Three-point field goals: 0-0 (.000).

WAYNE ENGLESTAD

Height: 6-8 Weight: 245 UC-Irvine '88 Born Dec. 6, 1963
 Acquired: Signed as a free agent on Oct. 6, 1988 Departed: Waived on Dec. 27, 1988

YEAR	GP	MIN	FGM	FGA	PCT	FTM	FTA	PCT	OFF	DEF	REB	AST	PF	DQ	STL	BLK	PTS	AVG
88-89	11	50	11	29	.379	6	10	.600	5	11	16	7	12	0	1	0	28	2.5

Three-point field goals: 0-0 (.000).

ALEX ENGLISH

Height: 6-7 Weight: 190 South Carolina '76 Born Jan. 5, 1954
 Acquired: By trade from Indiana on Feb. 1, 1980 Departed: Contract expired at the end of '89-90 season

YEAR	GP	MIN	FGM	FGA	PCT	FTM	FTA	PCT	OFF	DEF	REB	AST	PF	DQ	STL	BLK	PTS	AVG
79-80	24	875	207	427	.485	96	126	.762	102	123	225	82	78	0	28	29	512	21.3
80-81	81	3093	768	1555	.494	390	459	.850	273	373	646	290	255	2	106	100	1929	23.8
81-82	82	3015	855	1553	.551	372	443	.840	210	348	558	433	261	2	87	120	2082	25.4
82-83	82	2988	959	1857	.516	406	490	.829	263	338	601	397	235	1	116	126	2326	28.4
83-84	82	2870	907	1714	.529	352	427	.824	216	248	464	406	252	3	83	95	2167	26.4
84-85	81	2924	939	1812	.518	383	462	.829	203	255	458	344	259	1	101	46	2262	27.9
85-86	81	3024	951	1888	.504	511	593	.862	192	213	405	320	235	1	73	29	2414	29.8
86-87	82	3085	965	1920	.503	411	487	.844	146	198	344	422	216	0	73	21	2345	28.6
87-88	80	2818	843	1704	.495	314	379	.828	166	207	373	377	193	1	70	23	2000	25.0
88-89	82	2990	924	1881	.491	325	379	.858	148	178	326	383	174	0	66	12	2175	26.5
89-90	80	2211	635	1293	.491	161	183	.880	119	167	286	225	130	0	51	23	1433	17.9
TOTALS	837	29893	8953	17604	.509	3721	4428	.840	2038	2648	4686	3679	2288	11	854	624	21645	25.9

Three-point field goals: '79-80, 2-3 (.667); '80-81, 3-5 (.600); '81-82, 0-8 (.000); '82-83, 2-12 (.167); '83-84, 1-7 (.143); '84-85, 1-5 (.200); '85-86, 1-5 (.200); '86-87, 4-15 (.267); '87-88, 0-6 (.000); '88-89, 2-8 (.250); '89-90, 2-5 (.400). Totals: 18-79 (.228).

PLAYOFFS	GP	MIN	FGM	FGA	PCT	FTM	FTA	PCT	OFF	DEF	REB	AST	PF	DQ	STL	BLK	PTS	AVG
1982	3	118	26	55	.473	6	7	.857	8	15	23	17	6	0	3	3	58	19.3
1983	7	270	67	150	.447	47	53	.887	20	24	44	42	21	0	4	7	181	25.9
1984	5	203	60	102	.588	25	28	.893	16	24	40	28	17	0	3	2	145	29.0
1985	14	536	163	304	.536	97	109	.890	36	56	92	63	40	1	17	4	423	30.2
1986	10	394	106	229	.463	61	71	.859	18	17	35	52	29	0	4	4	273	27.3
1987	3	76	25	49	.510	6	7	.857	10	4	14	10	9	1	0	0	56	18.7
1988	11	438	116	255	.455	35	43	.814	31	28	59	48	34	0	7	3	267	24.3
1989	3	108	32	62	.516	14	16	.875	8	5	13	11	6	0	1	0	78	26.0
1990	3	76	25	44	.568	9	11	.818	3	6	9	9	6	0	2	1	59	19.7
TOTALS	59	2219	620	1250	.496	300	345	.870	150	179	329	280	168	2	41	24	1540	26.1

Three-point field goals: 1983, 0-2 (.000); 1984, 0-1 (.000); 1986, 0-1 (.000); 1988, 0-3 (.000). Totals: 0-8 (.000)





JAMES ENNIS III

Height: 6-6 Weight: 215 Cal State Long Beach '13 Born July 1, 1990
 Acquired: Signed a 10-day contract on Jan. 10, 2022 Departed: Contract expired after 10-day was over

YEAR	GP	MIN	FGM	FGA	PCT	FTM	FTA	PCT	OFF	DEF	REB	AST	PF	DQ	STL	BLK	PTS	AVG
21-22	3	14	2	6	.333	0	1	.000	1	1	2	3	1	0	0	0	4	1.3

Three-point field goals: 0-2 (.000).

MIKE EVANS

Height: 6-1 Weight: 170 Kansas State '78 Born Apr. 19, 1955
 Acquired: Drafted, No. 21 overall, in 1978 Departed: Traded to Kansas City on Jun. 26, 1978
 Re-Acquired: Signed out of the CBA on Jan. 12, 1983 Departed: Contract expired at end of 87-88 season

YEAR	GP	MIN	FGM	FGA	PCT	FTM	FTA	PCT	OFF	DEF	REB	AST	PF	DQ	STL	BLK	PTS	AVG
82-83	42	695	115	243	.473	33	41	.805	4	54	58	113	94	3	23	3	263	6.3
83-84	78	1687	243	564	.431	111	131	.847	23	115	138	288	175	2	61	4	629	8.1
84-85	81	1437	323	661	.489	113	131	.863	26	93	119	231	174	2	65	12	816	10.1
85-86	81	1389	304	715	.425	126	149	.846	30	71	101	177	159	1	61	1	773	9.5
86-87	81	1567	334	729	.458	96	126	.780	36	92	128	185	149	1	79	12	817	10.1
87-88	56	656	139	307	.453	30	37	.811	9	39	48	81	78	0	34	6	344	6.1
TOTALS	419	7431	1458	3219	.452	509	612	.831	128	464	592	1075	829	9	323	38	3642	9.1

Three-point field goals: '82-83, 0-9 (.000); '83-84, 32-89 (.360); '84-85, 57-157 (.363); '85-86, 39-176 (.222); '86-87, 53-169 (.314); '87-88, 36-91 (.396). Totals: 217-691 (.314).

PLAYOFFS	GP	MIN	FGM	FGA	PCT	FTM	FTA	PCT	OFF	DEF	REB	AST	PF	DQ	STL	BLK	PTS	AVG
1983	8	183	36	74	.486	11	17	.647	2	17	19	38	20	0	5	0	86	10.8
1984	5	77	9	28	.321	4	4	1.000	1	2	3	12	13	0	0	0	23	4.6
1985	15	281	62	143	.434	14	17	.824	3	29	32	46	39	0	13	3	155	10.3
1986	10	204	30	82	.366	25	30	.833	6	14	20	25	19	0	10	3	92	9.2
1987	3	57	7	19	.368	2	2	1.000	2	5	7	8	6	0	3	0	18	6.0
1988	11	219	45	114	.395	14	15	.933	6	16	22	23	19	0	12	0	116	10.5
TOTALS	52	1021	189	460	.411	70	85	.824	20	83	103	152	116	0	43	6	490	9.4

Three-point field goals: 1983, 3-10 (.300); 1984, 1-8 (.125); 1985, 17-51 (.333); 1986, 7-29 (.241); 1987, 2-7 (.286); 1988, 12-44 (.273). Totals: 42-149 (.282).

REGGIE EVANS

Height: 6-8 Weight: 245 Iowa '02 Born May 18, 1980
 Acquired: By trade from Seattle on Feb. 23, 2006 Departed: Traded to Philadelphia on Sept. 10, 2007

YEAR	GP	MIN	FGM	FGA	PCT	FTM	FTA	PCT	OFF	DEF	REB	AST	PF	DQ	STL	BLK	PTS	AVG
05-06	26	605	43	95	.453	49	97	.505	57	169	226	15	71	0	16	5	135	5.2
06-07	66	1127	117	215	.544	91	183	.497	156	304	460	45	144	0	42	16	325	4.9
TOTALS	92	1732	160	310	.516	140	280	.500	213	473	686	60	215	0	58	21	460	5.0

Three-point field goals: 0-0.

PLAYOFFS	GP	MIN	FGM	FGA	PCT	FTM	FTA	PCT	OFF	DEF	REB	AST	PF	DQ	STL	BLK	PTS	AVG
2006	5	69	3	7	.429	13	18	.722	8	15	23	0	11	0	2	1	19	4.6

Three-point field goals: 0-2 (.000).

JOHN FAIRCHILD

Height: 6-8 Weight: 205 Brigham Young '65 Born Apr. 28, 1943

YEAR	GP	MIN	FGM	FGA	PCT	FTM	FTA	PCT	OFF	DEF	REB	AST	PF	DQ	STL	BLK	PTS	AVG
68-69	11	135	12	34	.353	16	24	.667	7	11	18	9	8	1	-	-	65	3.8

Three-point field goals: 0-0.

KENNETH FARIED

Height: 6-8 Weight: 228 Morehead State '11 Born Nov. 19, 1989
 Acquired: Drafted, No. 22 overall, in 2011 Departed: Traded to Brooklyn on July 13th, 2018

YEAR	GP	MIN	FGM	FGA	PCT	FTM	FTA	PCT	OFF	DEF	REB	AST	PF	DQ	STL	BLK	PTS	AVG
11-12	46	1037	181	309	.586	109	164	.665	142	210	352	36	116	0	34	47	471	10.2
12-13	80	2248	380	689	.552	163	266	.613	260	474	734	77	234	1	81	83	923	11.5
13-14	80	2178	447	820	.545	202	311	.650	238	446	684	96	193	0	70	69	1096	13.7
14-15	75	2086	373	736	.507	199	288	.691	242	426	668	89	211	2	62	57	946	12.6
15-16	67	1694	349	626	.558	136	222	.613	235	346	581	79	169	0	32	60	835	12.5
16-17	61	1296	228	416	.548	131	189	.693	183	279	462	55	124	0	43	40	587	9.6
17-18	32	461	76	148	.514	36	51	.706	68	85	153	18	51	0	12	13	188	5.9
TOTALS	441	11000	2034	3744	.543	976	1491	.655	1368	2266	3634	450	1098	3	334	369	5046	11.4

Three-point field goals: '11-12, 0-0 (---); '12-13, 0-0 (---); '13-14, 0-3 (.000); '14-15, 1-8 (.125); '15-16, 1-2 (.500); '16-17, 0-6 (.000); '17-18, 0-1 (.000). Totals: 2-20 (.100).

PLAYOFFS	GP	MIN	FGM	FGA	PCT	FTM	FTA	PCT	OFF	DEF	REB	AST	PF	DQ	STL	BLK	PTS	AVG
2012	7	192	32	60	.533	9	12	.750	25	45	70	4	20	0	5	8	73	10.4
2013	5	145	20	32	.625	11	15	.733	12	30	42	1	22	1	5	1	51	10.2
TOTALS	12	337	52	92	.565	20	27	.741	37	75	112	5	42	1	10	9	124	10.3

Three-point field goals: 2012, 0-0 (---); 2013, 0-0 (---). Totals: 0-0 (---).





JIM FARMER

Height: 6-4 Weight: 203 Alabama '87 Born Sept. 23, 1964
 Acquired: Signed for the remainder of the season on Mar. 17, 1991
 Re-Acquired: Signed the first of consecutive 10-day contracts Feb. 15, 1994
 Departed: Contract expired at end of '90-91 season
 Departed: Released on Mar. 7, 1994

YEAR	GP	MIN	FGM	FGA	PCT	FTM	FTA	PCT	OFF	DEF	REB	AST	PF	DQ	STL	BLK	PTS	AVG
90-91	25	443	99	216	.458	46	63	.730	27	36	63	38	58	0	13	2	249	10.0
93-94	4	29	2	6	.333	0	0	---	0	2	2	4	3	0	0	0	4	1.0
TOTALS	29	472	101	222	.455	46	63	.730	27	38	65	42	61	0	13	2	253	8.7

Three-point field goals: '90-91: 5-22 (.227); '93-94: 0-2 (.000); Totals: 5-24 (.208)

RAYMOND FELTON

Height: 6-1 Weight: 205 North Carolina '05 Born June 12, 1984
 Acquired: By trade from New York on Feb. 22, 2011
 Departed: Traded to Portland on June 23, 2011

YEAR	GP	MIN	FGM	FGA	PCT	FTM	FTA	PCT	OFF	DEF	REB	AST	PF	DQ	STL	BLK	PTS	AVG
10-11	21	663	88	204	.431	37	60	.617	8	67	75	137	37	0	28	0	241	11.5
Three-point field goals: 28-61 (.459)																		
PLAYOFFS	GP	MIN	FGM	FGA	PCT	FTM	FTA	PCT	OFF	DEF	REB	AST	PF	DQ	STL	BLK	PTS	AVG
2011	5	151	18	50	.360	18	24	.750	0	9	9	21	10	0	6	0	58	11.6
Three-point field goals: 4-16 (.250)																		

RUDY FERNANDEZ

Height: 6-6 Weight: 185 Spain '08 Born Apr. 4, 1985
 Acquired: By trade from Dallas on Dec. 13, 2011
 Departed: Contract expired at end of the '11-12 season

YEAR	GP	MIN	FGM	FGA	PCT	FTM	FTA	PCT	OFF	DEF	REB	AST	PF	DQ	STL	BLK	PTS	AVG
11-12	31	710	99	225	.440	30	43	.698	9	56	65	75	37	0	31	3	268	8.6
Three-point field goals: 40-122 (.328)																		

MATT FISH

Height: 6-11 Weight: 235 North Carolina-Wilmington '92 Born Nov. 18, 1969
 Acquired: Signed for the remainder of the season on Mar. 27, 1996
 Departed: Contract expired at end of the '95-96 season

YEAR	GP	MIN	FGM	FGA	PCT	FTM	FTA	PCT	OFF	DEF	REB	AST	PF	DQ	STL	BLK	PTS	AVG
95-96	16	117	15	26	.577	10	18	.556	7	11	18	7	16	0	3	6	40	2.5
Three-point field goals: 0-0.																		

LUIS FLORES

Height: 6-2 Weight: 195 Manhattan '04 Born Apr. 11, 1981
 Acquired: By trade from Golden State on Feb. 24, 2005
 Departed: Waived on Aug. 30, 2005

YEAR	GP	MIN	FGM	FGA	PCT	FTM	FTA	PCT	OFF	DEF	REB	AST	PF	DQ	STL	BLK	PTS	AVG
04-05	1	4	1	2	.500	0	0	---	1	0	1	0	0	0	0	0	3	3.0
Three-point field goals: 1-1 (1.000)																		

BRYN FORBES

Height: 6-2 Weight: 205 Michigan State '16 Born July 23, 1993
 Acquired: Via trade from San Antonio on Jan. 19, 2022
 Departed: Contract expired at end of 2021-22 season

YEAR	GP	MIN	FGM	FGA	PCT	FTM	FTA	PCT	OFF	DEF	REB	AST	PF	DQ	STL	BLK	PTS	AVG
21-22	35	610	103	243	.424	35	38	.921	6	24	30	34	53	0	8	2	300	8.6
Three-point field goals: 59-144 (.410)																		
PLAYOFFS	GP	MIN	FGM	FGA	PCT	FTM	FTA	PCT	OFF	DEF	REB	AST	PF	DQ	STL	BLK	PTS	AVG
2022	5	76	6	15	.400	4	5	.800	1	2	3	7	7	0	1	0	20	4.0
Three-point field goals: 4-11 (.364)																		

GARY FORBES

Height: 6-7 Weight: 220 Massachusetts '08 Born Feb. 25, 1985
 Acquired: Signed as a free agent on Sept. 24, 2010
 Departed: Contract expired at end of 2010-11 season

YEAR	GP	MIN	FGM	FGA	PCT	FTM	FTA	PCT	OFF	DEF	REB	AST	PF	DQ	STL	BLK	PTS	AVG
10-11	63	790	124	273	.454	59	87	.678	28	88	116	49	77	0	23	6	326	5.2
Three-point field goals: 19-58 (.328)																		
PLAYOFFS	GP	MIN	FGM	FGA	PCT	FTM	FTA	PCT	OFF	DEF	REB	AST	PF	DQ	STL	BLK	PTS	AVG
2011	1	2	0	1	.000	0	0	---	0	1	1	0	0	0	0	0	0	0.0
Three-point field goals: 0-0.																		

DANNY FORTSON

Height: 6-7 Weight: 260 Cincinnati '98 Born Mar. 27, 1976
 Acquired: By trade from Milwaukee on Jun. 25, 1997
 Departed: Traded to Boston on Aug. 3, 1999

YEAR	GP	MIN	FGM	FGA	PCT	FTM	FTA	PCT	OFF	DEF	REB	AST	PF	DQ	STL	BLK	PTS	AVG
97-98	80	1811	276	611	.452	263	339	.776	182	266	448	76	314	7	44	30	816	10.2
98-99	50	1417	191	386	.495	168	231	.727	210	371	581	32	212	9	31	22	550	11.0
TOTALS	130	3228	467	997	.468	431	570	.756	392	637	1029	108	526	16	75	52	1366	10.5
Three-point field goals: '97-98, 1-3 (.333); '98-99, 0-3 (.000); Totals: 1-6 (.167)																		





JIMMY FOSTER

Height: 6-1 Weight: 175 Connecticut '74 Born Dec. 16, 1951
 Acquired: By trade St. Louis on Aug. 22, 1975 Departed: Waived on Oct. 5, 1976

YEAR	GP	MIN	FGM	FGA	PCT	FTM	FTA	PCT	OFF	DEF	REB	AST	PF	DQ	STL	BLK	PTS	AVG
75-76	48	352	54	145	.372	39	64	.609	19	23	42	47	78	-	19	4	148	3.1
Three-point field goals: 1-8 (.125)																		
PLAYOFFS	GP	MIN	FGM	FGA	PCT	FTM	FTA	PCT	OFF	DEF	REB	AST	PF	DQ	STL	BLK	PTS	AVG
1976	2	13	5	8	.625	3	7	.429	1	1	2	1	4	x	1	0	13	6.5
Three-point field goals: 0-0																		

EVAN FOURNIER

Height: 6-6 Weight: 190 France '12 Born Oct. 29, 1992
 Acquired: Drafted in the first round, No. 20 overall, in 2012 Departed: Traded to Orlando on Jun. 27, 2014

YEAR	GP	MIN	FGM	FGA	PCT	FTM	FTA	PCT	OFF	DEF	REB	AST	PF	DQ	STL	BLK	PTS	AVG
12-13	38	428	75	152	.493	30	39	.769	6	29	35	44	65	0	19	1	202	5.3
13-14	76	1503	228	544	.419	93	123	.756	34	168	202	112	179	1	34	7	638	8.4
TOTALS	114	1931	303	696	.435	123	162	.759	40	197	237	156	244	1	53	8	840	7.4
Three-point field goals: '12-13, 22-54 (.406); '13-14, 89-237 (.376). Totals: 111-291 (.381)																		
PLAYOFFS	GP	MIN	FGM	FGA	PCT	FTM	FTA	PCT	OFF	DEF	REB	AST	PF	DQ	STL	BLK	PTS	AVG
2013	4	53	6	17	.353	7	8	.875	0	0	0	4	6	0	2	0	19	4.8
Three-point field goals: 0-8 (.000).																		

RANDY FOYE

Height: 6-4 Weight: 213 Villanova '06 Born Sept. 24, 1983
 Acquired: By trade from Utah on Jul. 10, 2013 Departed: Traded to OKC on Feb. 18, 2016

YEAR	GP	MIN	FGM	FGA	PCT	FTM	FTA	PCT	OFF	DEF	REB	AST	PF	DQ	STL	BLK	PTS	AVG
13-14	81	2485	361	875	.413	157	185	.849	36	196	232	287	205	4	67	39	1088	13.2
14-15	50	1067	148	402	.368	45	55	.818	9	76	85	119	97	0	34	11	435	8.7
15-16	54	1070	117	333	.351	39	47	.830	16	89	105	112	83	0	26	16	323	6.0
TOTALS	185	4642	626	1610	.389	241	287	.840	61	361	422	518	385	4	127	66	1826	9.9
Three-point field goals: '13-14, 189-498 (.380); '14-15, 94-263 (.357); '15-16, 50-169 (.296). Totals: 333-930 (.358)																		

JAMAAL FRANKLIN

Height: 6-5 Weight: 191 San Diego State '13 Born July 7, 1991
 Acquired: Signed as free agent on April 12, 2015 Departed: Waived on July 12, 2015

YEAR	GP	MIN	FGM	FGA	PCT	FTM	FTA	PCT	OFF	DEF	REB	AST	PF	DQ	STL	BLK	PTS	AVG
14-15	3	13	1	2	.500	0	0	---	1	1	2	3	4	0	0	1	3	1.0
Three-point field goals: 1-2 (.500).																		

COREY GAINES

Height: 6-4 Weight: 195 Loyola Marymount '88 Born June 1, 1965
 Acquired: Signed as a free agent on Aug. 22, 1990 Departed: Waived on Nov. 21, 1990

YEAR	GP	MIN	FGM	FGA	PCT	FTM	FTA	PCT	OFF	DEF	REB	AST	PF	DQ	STL	BLK	PTS	AVG
90-91	10	226	28	70	.400	22	26	.846	4	10	149	91	25	0	10	2	83	8.3
Three-point field goals: 0-0.																		

DANILO GALLINARI

Height: 6-10 Weight: 225 Emporio Armani Milano Born Aug. 8, 1988
 Acquired: By trade from New York on Feb. 2, 2011 Departed: Signed multi-year contract with the L.A. Clippers on Jul. 6, 2017

YEAR	GP	MIN	FGM	FGA	PCT	FTM	FTA	PCT	OFF	DEF	REB	AST	PF	DQ	STL	BLK	PTS	AVG
10-11	14	433	54	131	.412	78	101	.772	11	65	76	22	27	0	13	9	206	14.7
11-12	43	1351	193	466	.414	182	209	.871	28	174	202	116	86	0	42	23	628	14.6
12-13	71	2309	364	871	.418	286	348	.822	65	302	367	176	130	0	64	36	1149	16.2
14-15	59	1426	228	568	.401	171	191	.895	31	187	218	83	94	0	47	20	734	12.4
15-16	53	1839	287	700	.410	375	432	.868	52	229	281	135	87	1	42	19	1036	19.5
16-17	63	2134	335	750	.447	349	387	.902	39	286	325	135	93	0	40	15	1145	18.2
TOTALS	303	9492	1461	3486	.419	1441	1668	.864	226	1243	1469	667	517	1	248	122	4898	16.2
Three-point field goals: '10-11, 20-54 (.370); '11-12, 60-183 (.328); '12-13, 135-362 (.373); '14-15, 107-301 (.355); '15-16, 87-239 (.364); '16-17, 126-324 (.389); Totals: 535-1,463 (.366).																		
PLAYOFFS	GP	MIN	FGM	FGA	PCT	FTM	FTA	PCT	OFF	DEF	REB	AST	PF	DQ	STL	BLK	PTS	AVG
2011	5	148	19	44	.432	15	21	.714	1	16	17	10	17		4	0	60	12.0
2012	7	222	34	94	.362	22	24	.917	9	27	16	17	15		5	4	94	13.4
TOTALS	12	370	53	138	.384	37	45	.822	10	43	53	27	32		9	4	154	12.8
Three-point field goals: 2011, 7-15 (.467); 2012, 4-23 (.174); Totals: 11-38 (.289).																		

CHUCK GARDNER

Height: 6-8 Weight: 205 Colorado '66 Born Sept. 30, 1944

YEAR	GP	MIN	FGM	FGA	PCT	FTM	FTA	PCT	OFF	DEF	REB	AST	PF	DQ	STL	BLK	PTS	AVG
67-68	42	487	71	175	.406	55	79	.696	-	-	136	13	74	1	-	-	197	4.7
Three-point field goals: 0-4 (.000).																		





GARY GARLAND

Height: 6-4 Weight: 180 DePaul '79 Born Oct. 12, 1957
 Acquired: Drafted in the second round, No. 30 overall, in 1979 Departed: Waived on Sept. 19, 1980

YEAR	GP	MIN	FGM	FGA	PCT	FTM	FTA	PCT	OFF	DEF	REB	AST	PF	DQ	STL	BLK	PTS	AVG
79-80	78	1106	155	356	.435	18	26	.692	50	88	138	145	80	1	54	4	334	4.3

Three-point field goals: 6-19 (.316).

WINSTON GARLAND

Height: 6-2 Weight: 175 Southwest Missouri State '87 Born Dec. 19, 1964
 Acquired: By trade from L.A. Clippers on Jun. 26, 1992 Departed: Contract expired at end of '91-92 season

YEAR	GP	MIN	FGM	FGA	PCT	FTM	FTA	PCT	OFF	DEF	REB	AST	PF	DQ	STL	BLK	PTS	AVG
91-92	78	2209	333	750	.444	171	199	.859	67	123	190	411	206	1	98	22	846	10.8

Three-point field goals: 9-28 (.321).

DEAN GARRETT

Height: 6-11 Weight: 250 Indiana '88 Born Nov. 27, 1966
 Acquired: Signed as a free agent on Sept. 5, 1997 Departed: Traded to Minnesota on Jan. 21, 1999

YEAR	GP	MIN	FGM	FGA	PCT	FTM	FTA	PCT	OFF	DEF	REB	AST	PF	DQ	STL	BLK	PTS	AVG
97-98	82	2632	242	565	.428	114	176	.648	227	417	644	90	197	0	57	133	598	7.3

Three-point field goals: 0-0.

KIWANE GARRIS

Height: 6-2 Weight: 183 Illinois '97 Born Sept. 24, 1974
 Acquired: Signed out of the CBA on Nov. 24, 1997 Departed: Waived on Mar. 13, 1998

YEAR	GP	MIN	FGM	FGA	PCT	FTM	FTA	PCT	OFF	DEF	REB	AST	PF	DQ	STL	BLK	PTS	AVG
97-98	28	225	22	65	.338	19	25	.760	3	16	19	28	22	0	7	1	68	2.4

Three-point field goals: 5-14 (.357).

CHRIS GATLING

Height: 6-10 Weight: 230 Old Dominion '91 Born Sept. 3, 1967
 Acquired: By trade from Orlando on Feb. 1, 2000 Departed: Traded to Miami on Jun. 27, 2000

YEAR	GP	MIN	FGM	FGA	PCT	FTM	FTA	PCT	OFF	DEF	REB	AST	PF	DQ	STL	BLK	PTS	AVG
99-00	40	770	155	340	.456	95	128	.742	63	142	205	31	104	2	34	13	416	10.4

Three-point field goals: 11-47 (.234).

ALONZO GEE

Height: 6-6 Weight: 220 Alabama '09 Born May 29, 1987
 Acquired: Signed as free agent on Sept. 30, 2014 Departed: Traded to Portland on Feb. 19, 2014
 Re-Acquired: Signed as a free agent on Nov. 16, 2016 Departed: Contract expired at end of '16-17 season

YEAR	GP	MIN	FGM	FGA	PCT	FTM	FTA	PCT	OFF	DEF	REB	AST	PF	DQ	STL	BLK	PTS	AVG
14-15	39	511	66	137	.482	48	65	.738	29	41	70	19	42	0	28	6	190	4.9
16-17	13	89	3	14	.214	5	9	.556	4	11	15	6	14	0	5	1	11	0.8
TOTALS	52	600	69	151	.447	53	74	.716	33	52	85	25	56	0	33	7	201	3.9

Three-point field goals: '14-15, 10-24 (.417); '16-17, 0-3 (.000). Totals: 10-27 (.370)

GUS GERARD

Height: 6-8 Weight: 200 Virginia '74 Born Jul. 27, 1953
 Acquired: By trade from St. Louis on Dec. 18, 1975 Departed: Traded to Buffalo on Dec. 17, 1976

YEAR	GP	MIN	FGM	FGA	PCT	FTM	FTA	PCT	OFF	DEF	REB	AST	PF	DQ	STL	BLK	PTS	AVG
75-76	60	1185	240	553	.434	111	158	.703	94	207	301	122	169	x	51	54	594	9.9
76-77	24	456	101	210	.481	38	56	.679	38	62	100	49	73	1	21	30	240	10.0
TOTALS	84	1641	341	763	.447	149	214	.696	132	269	401	171	242	1	72	84	834	9.9

Three-point field goals: '75-76, 3-7 (.429).

PLAYOFFS	GP	MIN	FGM	FGA	PCT	FTM	FTA	PCT	OFF	DEF	REB	AST	PF	DQ	STL	BLK	PTS	AVG
1976	13	142	22	63	.349	16	24	.667	13	20	33	12	26	0	8	7	60	4.6

Three-point field goals: 0-1 (.000).

ANTHONY GOLDWIRE

Height: 6-2 Weight: 182 Houston '94 Born Sept. 6, 1971
 Acquired: By trade from Charlotte on Feb. 20, 1996 Departed: Contract expired at end of '97-98 season
 Re-Acquired: Signed for the remainder of the season on Feb. 18, 2001 Departed: Contract expired at end of '00-01 season

YEAR	GP	MIN	FGM	FGA	PCT	FTM	FTA	PCT	OFF	DEF	REB	AST	PF	DQ	STL	BLK	PTS	AVG
96-97	27	612	69	176	.392	31	38	.816	9	37	46	125	46	0	14	1	197	7.3
97-98	82	2212	269	636	.423	150	186	.806	40	107	147	277	149	0	86	7	751	9.2
00-01	20	201	30	80	.375	13	17	.765	1	11	12	34	13	0	9	0	82	4.1
TOTALS	129	3025	368	892	.413	194	241	.805	50	155	205	436	208	0	109	8	1030	8.0

Three-point field goals: '96-97, 28-71(.394), '97-98, 63-164 (.384), '00-01, 9-34 (.265); Totals: 100-269 (.372).





GLEN GONDREZICK

Height: 6-6 Weight: 218 UNLV '77 Born Aug. 30, 1955
 Acquired: Signed as a free agent on Nov. 26, 1979 Departed: Contract expired at end of '82-83 season

YEAR	GP	MIN	FGM	FGA	PCT	FTM	FTA	PCT	OFF	DEF	REB	AST	PF	DQ	STL	BLK	PTS	AVG
79-80	59	1020	148	286	.517	92	121	.760	107	152	259	81	119	0	68	16	390	6.6
80-81	73	1077	155	329	.471	112	137	.818	136	171	307	83	185	2	91	20	422	5.8
81-82	80	1699	250	495	.505	160	217	.737	140	283	423	152	229	0	92	36	660	8.3
82-83	76	1130	134	294	.456	82	114	.719	108	193	301	100	161	0	80	9	350	4.6
TOTALS	288	4926	687	1404	.489	446	589	.757	491	799	1290	416	694	2	331	81	1822	6.3

Three-point field goals: '79-80, 2-6 (.333); '80-81, 0-2 (.000); '81-82, 0-3 (.000); '82-83, 0-3 (.000). Totals: 2-14 (.143).

PLAYOFFS	GP	MIN	FGM	FGA	PCT	FTM	FTA	PCT	OFF	DEF	REB	AST	PF	DQ	STL	BLK	PTS	AVG
1982	3	51	8	20	.400	2	3	.667	3	5	8	9	8	0	2	1	18	6.0
1983	6	66	7	19	.368	1	2	.500	12	8	20	4	7	0	0	1	15	2.5
TOTALS	9	117	15	37	.405	3	5	.600	15	13	28	16	15	0	2	2	33	3.7

Three-point field goals: 1982, 0-1 (.000).

BRANDON GOODWIN

Height: 6-2 Weight: 180 UCF '15 Born Oct. 2, 1995
 Acquired: Signed as a free agent on Nov. 29, 2018 Departed: Contract expired at end of '18-19 season

YEAR	GP	MIN	FGM	FGA	PCT	FTM	FTA	PCT	OFF	DEF	REB	AST	PF	DQ	STL	BLK	PTS	AVG
18-19	16	57	6	23	.261	9	11	.818	1	2	3	14	7	0	0	0	23	1.4

Three-point field goals: '18-19, 2-6 (.333). Totals: 2-6 (.333).

AARON GORDON

Height: 6-8 Weight: 235 Arizona '14 Born Sep. 16, 1995
 Acquired: By trade from Orlando on 3/25/21 Departed: Currently on the team

YEAR	GP	MIN	FGM	FGA	PCT	FTM	FTA	PCT	OFF	DEF	REB	AST	PF	DQ	STL	BLK	PTS	AVG
20-21	25	648	103	206	.500	31	44	.705	38	80	118	56	40	0	17	14	254	10.2
21-22	75	2376	434	834	.520	171	230	.743	125	314	439	188	148	1	44	44	1126	15.0
TOTALS	100	3024	537	1040	.516	202	274	.737	163	394	557	244	188	1	61	58	1380	13.8

Three-point field goals: '20-21, 17-64 (.266); '21-22, 87-260 (.335). Totals: 104-324 (.321).

PLAYOFFS	GP	MIN	FGM	FGA	PCT	FTM	FTA	PCT	OFF	DEF	REB	AST	PF	DQ	STL	BLK	PTS	AVG
2021	10	299	43	99	.434	16	25	.640	21	33	54	20	23	0	5	3	111	11.1
2022	5	160	23	54	.426	20	28	.714	18	18	36	13	14	0	2	6	69	13.8
TOTALS	15	459	66	153	.431	36	53	.679	39	51	90	33	37	0	7	9	180	12.0

Three-point field goals: 2021, 9-23 (.391); 2022, 3-15 (.200). Totals: 12-38 (.316).

JOEY GRAHAM

Height: 6-7 Weight: 225 Oklahoma State '05 Born June 11, 1982
 Acquired: Signed as a free agent on Sept. 26, 2009 Departed: Contract expired at end of '09-10 season

YEAR	GP	MIN	FGM	FGA	PCT	FTM	FTA	PCT	OFF	DEF	REB	AST	PF	DQ	STL	BLK	PTS	AVG
09-10	63	759	105	202	.520	54	73	.740	39	84	123	22	104	0	23	7	266	4.2

Three-point field goals: 2-13 (.154).

PLAYOFFS	GP	MIN	FGM	FGA	PCT	FTM	FTA	PCT	OFF	DEF	REB	AST	PF	DQ	STL	BLK	PTS	AVG
2010	4	29	10	17	.588	3	5	.600	4	6	10	0	6	1	2	1	24	6.0

Three-point field goals: 1-3 (.333).

GREG GRANT

Height: 5-7 Weight: 140 Trenton State (NJ) '89 Born Aug. 29, 1966
 Acquired: Signed the first of consecutive 10-day contracts on Mar. 14, 1995 Departed: Contract expired at end of '94-95 season
 Re-Acquired: Signed for the remainder of the season on Mar. 29, 1996 Departed: Contract expired at end of '95-96 season

YEAR	GP	MIN	FGM	FGA	PCT	FTM	FTA	PCT	OFF	DEF	REB	AST	PF	DQ	STL	BLK	PTS	AVG
94-95	14	151	10	33	.303	9	12	.750	2	7	9	43	20	1	6	2	31	2.2
95-96	10	109	6	23	.261	0	0	----	3	4	7	14	7	0	2	0	14	1.4
TOTALS	24	260	16	56	.286	9	12	.750	5	11	16	57	27	1	8	2	45	1.9

Three-point field goals: '94-95, 2-7 (.286); '95-96, 2-6 (.333). Totals: 4-13 (.308).

PLAYOFFS	GP	MIN	FGM	FGA	PCT	FTM	FTA	PCT	OFF	DEF	REB	AST	PF	DQ	STL	BLK	PTS	AVG
1995	3	20	0	6	.000	2	2	1.000	3	0	3	5	5	0	1	0	2	0.7

Three-point field goals: 0-1 (.000).





JERAMI GRANT

Height: 6-8 Weight: 210 Syracuse '14 Born Mar. 12, 1994
 Acquired: By trade from Oklahoma City on Jul. 8, 2019 Departed: Contract expired at end of '19-20 season

YEAR	GP	MIN	FGM	FGA	PCT	FTM	FTA	PCT	OFF	DEF	REB	AST	PF	DQ	STL	BLK	PTS	AVG
19-20	71	1892	303	634	.478	147	196	.750	58	190	248	88	154	0	50	57	851	12.0
Three-point field goals: '19-20, 98-252 (.389).																		
PLAYOFFS	GP	MIN	FGM	FGA	PCT	FTM	FTA	PCT	OFF	DEF	REB	AST	PF	DQ	STL	BLK	PTS	AVG
2020	19	653	71	175	.406	48	54	.889	8	55	63	25	59	1	11	15	221	11.6
Three-point field goals: 2020, 31-95 (.326).																		

ERICK GREEN

Height: 6-3 Weight: 178 Virginia Tech '14 Born May 9, 1991
 Acquired: By trade from Utah on Jun. 27, 2013 Departed: Waived on Nov. 7, 2015

YEAR	GP	MIN	FGM	FGA	PCT	FTM	FTA	PCT	OFF	DEF	REB	AST	PF	DQ	STL	BLK	PTS	AVG
14-15	43	410	61	162	.377	10	12	.833	7	24	31	39	26	0	12	0	146	3.4
15-16	3	7	0	1	.000	0	0	---	0	1	1	1	0	0	0	0	0	0.0
TOTALS	46	417	61	163	.374	10	12	.833	7	25	32	40	26	0	12	0	146	3.2
Three-point field goals: '14-15, 14-47 (.298); '15-16, 0-1 (.000). Totals: 14-48 (.292).																		

JAMYCHAL GREEN

Height: 6-8 Weight: 227 Alabama '12 Born Jun. 21, 1990
 Acquired: Signed as a free agent on Nov. 30, 2020 Departed: Traded to Oklahoma City on June 23, 2022

YEAR	GP	MIN	FGM	FGA	PCT	FTM	FTA	PCT	OFF	DEF	REB	AST	PF	DQ	STL	BLK	PTS	AVG
20-21	58	1120	173	374	.463	46	57	.807	85	192	277	53	144	1	26	22	471	8.1
21-22	67	1085	159	327	.486	81	93	.871	81	200	281	59	158	0	43	26	432	6.4
TOTALS	125	2205	332	701	.474	127	150	.847	166	392	558	112	302	1	69	48	903	7.2
Three-point field goals: '20-21, 79-198 (.399); '21-22, 33-124 (.266). Totals: 112-322 (.348).																		
PLAYOFFS	GP	MIN	FGM	FGA	PCT	FTM	FTA	PCT	OFF	DEF	REB	AST	PF	DQ	STL	BLK	PTS	AVG
2021	10	190	20	45	.444	8	9	.889	17	35	52	11	12	0	2	2	54	5.4
2022	5	69	6	16	.375	7	7	1.000	3	9	12	2	12	0	0	1	20	4.0
TOTALS	15	259	26	61	.426	15	16	.938	20	44	64	13	24	0	2	3	74	4.9
Three-point field goals: 2020, 6-20 (.300); 2022, 1-5 (.200). Totals: 7-25 (.280).																		

JEFF GREEN

Height: 6-8 Weight: 235 Georgetown '07 Born Aug. 28, 1986
 Acquired: Signed as a free agent on Aug. 11, 2021 Departed: Currently on the team

YEAR	GP	MIN	FGM	FGA	PCT	FTM	FTA	PCT	OFF	DEF	REB	AST	PF	DQ	STL	BLK	PTS	AVG
21-22	75	1849	277	529	.524	165	198	.833	41	190	231	96	151	2	28	27	772	10.3
Three-point field goals: '21-22, 53-168 (.315).																		
PLAYOFFS	GP	MIN	FGM	FGA	PCT	FTM	FTA	PCT	OFF	DEF	REB	AST	PF	DQ	STL	BLK	PTS	AVG
2022	5	113	6	17	.353	4	5	.800	7	11	18	2	6	0	3	2	19	3.8
Three-point field goals: 2022, 3-8 (.375).																		

MIKE GREEN

Height: 6-10 Weight: 200 Louisiana Tech '73 Born Aug. 6, 1951
 Acquired: Signed as a free agent on Aug. 7, 1973 Departed: Traded to Virginia on Jul. 14, 1975

YEAR	GP	MIN	FGM	FGA	PCT	FTM	FTA	PCT	OFF	DEF	REB	AST	PF	DQ	STL	BLK	PTS	AVG
73-74	79	1648	367	799	.459	169	226	.748	225	359	584	64	191	x	47	126	904	11.4
74-75	81	2557	593	1095	.542	225	305	.738	282	467	749	101	271	x	85	174	1411	17.4
TOTALS	160	4205	960	1894	.507	394	531	.742	507	826	1333	165	462	x	132	300	2315	14.5
Three-point field goals: '73-74, 1-2 (.500); '74-75, 0-4 (.000). Totals: 1-6 (.166).																		
PLAYOFFS	GP	MIN	FGM	FGA	PCT	FTM	FTA	PCT	OFF	DEF	REB	AST	PF	DQ	STL	BLK	PTS	AVG
1975	13	471	102	214	.477	53	68	.779	54	67	121	14	51	x	10	21	277	21.3
Three-point field goals: 0-1 (.000).																		

TAUREAN GREEN

Height: 6-1 Weight: 177 Florida '08 Born Nov. 28, 1986
 Acquired: By trade from Portland on Feb. 21, 2008 Departed: Traded to New York on July 28, 2008

YEAR	GP	MIN	FGM	FGA	PCT	FTM	FTA	PCT	OFF	DEF	REB	AST	PF	DQ	STL	BLK	PTS	AVG
07-08	17	74	7	25	.280	11	12	.917	0	10	10	11	5	0	2	0	27	1.6
Three-point field goals: 2-11 (.182).																		





DAVID GREENWOOD

Height: 6-9 Weight: 225 UCLA '79 Born May 27, 1957
 Acquired: By trade from San Antonio on Jan. 26, 1989 Departed: Contract expired at end of '88-89 season

YEAR	GP	MIN	FGM	FGA	PCT	FTM	FTA	PCT	OFF	DEF	REB	AST	PF	DQ	STL	BLK	PTS	AVG
88-89	29	491	62	148	.419	48	71	.676	48	116	164	41	78	3	17	28	172	5.9
Three-point field goals: 0-0.																		
PLAYOFFS	GP	MIN	FGM	FGA	PCT	FTM	FTA	PCT	OFF	DEF	REB	AST	PF	DQ	STL	BLK	PTS	AVG
1989	3	34	2	6	.333	1	2	.500	2	9	11	1	7	0	1	1	5	1.7
Three-point field goals: 0-0.																		

DARVIN HAM

Height: 6-7 Weight: 220 Texas Tech '96 Born Jul. 23, 1973
 Acquired: Signed as a free agent on Sept. 25, 1996 Departed: Traded to Indiana on Feb. 20, 1997

YEAR	GP	MIN	FGM	FGA	PCT	FTM	FTA	PCT	OFF	DEF	REB	AST	PF	DQ	STL	BLK	PTS	AVG
96-97	35	313	32	61	.525	16	33	.485	29	27	56	14	57	3	8	8	80	2.3
Three-point field goals: 0-0.																		

JORDAN HAMILTON

Height: 6-8 Weight: 220 Texas '11 Born Oct. 6, 1990
 Acquired: Acquired from Dallas in a three-team draft-night trade on Jun. 23, 2011 Departed: Traded to Houston on Feb. 20, 2014

YEAR	GP	MIN	FGM	FGA	PCT	FTM	FTA	PCT	OFF	DEF	REB	AST	PF	DQ	STL	BLK	PTS	AVG
11-12	26	258	48	111	.432	2	5	.400	11	51	62	20	15	0	4	3	115	4.4
12-13	40	397	84	201	.418	13	26	.500	32	63	95	23	24	0	15	8	208	5.2
13-14	39	670	99	254	.390	23	31	.742	23	110	133	34	31	0	31	13	266	6.8
TOTALS	105	1325	231	566	.408	38	62	.613	66	224	290	77	70	0	50	24	589	5.6
Three-point field goals: '11-12, 17-47 (.362); '12-13, 27-73 (.370); '13-14, 45-129 (.349). Totals: 89-249 (.357).																		
PLAYOFFS	GP	MIN	FGM	FGA	PCT	FTM	FTA	PCT	OFF	DEF	REB	AST	PF	DQ	STL	BLK	PTS	AVG
2012	2	5	2	3	.667	0	0	---	0	0	0	0	1	0	1	0	4	2.0
2013	1	2	0	1	.000	0	0	---	0	0	0	0	0	0	0	0	0	0.0
TOTALS	3	7	2	4	.500	0	0	---	0	0	0	0	1	0	1	0	4	1.3
Three-point field goals: 0-0.																		

ZENDON HAMILTON

Height: 6-11 Weight: 250 St. John's '98 Born Apr. 27, 1975
 Acquired: Signed as a free agent on Sept. 29, 2001 Departed: Contract expired at end of '01-02 season

YEAR	GP	MIN	FGM	FGA	PCT	FTM	FTA	PCT	OFF	DEF	REB	AST	PF	DQ	STL	BLK	PTS	AVG
01-02	54	848	103	245	.420	118	181	.652	110	143	253	14	104	0	21	18	324	6.0
Three-point field goals: 0-0.																		

JULIAN HAMMOND

Height: 6-5 Weight: 205 Tulsa '67 Born May 27, 1943

YEAR	GP	MIN	FGM	FGA	PCT	FTM	FTA	PCT	OFF	DEF	REB	AST	PF	DQ	STL	BLK	PTS	AVG
67-68	74	1364	224	458	.489	143	209	.684	-	-	327	62	112	0	-	-	591	8.0
68-69	78	2235	329	601	.547	165	253	.652	266	334	600	124	213	3	-	-	823	10.6
69-70	69	1847	329	660	.498	169	243	.695	204	267	471	109	183	2	-	-	827	11.9
70-71	83	2082	435	834	.522	273	375	.728	238	286	524	97	189	0	-	-	1143	13.8
71-72	24	411	66	140	.471	31	50	.620	48	67	115	29	47	0	-	-	163	6.5
TOTALS	328	7939	1383	2693	.514	781	1130	.691	-	-	2037	421	744	5	-	-	3547	10.8
Three-point field goals: '69-70, 0-1 (.000).																		
PLAYOFFS	GP	MIN	FGM	FGA	PCT	FTM	FTA	PCT	OFF	DEF	REB	AST	PF	DQ	STL	BLK	PTS	AVG
1968	5	153	22	38	.579	16	24	.667	-	-	28	18	17	1	-	-	60	12.0
1969	7	191	33	64	.515	25	33	.758	29	21	50	4	26	1	-	-	91	13.0
1970	12	395	85	170	.500	22	36	.611	45	34	79	34	49	1	-	-	192	16.0
TOTALS	24	739	140	272	.515	63	93	.677	-	-	157	46	92	3	-	-	343	14.3
Three-point field goals: 0-0.																		





TOM HAMMONDS

Height: 6-9 Weight: 225 Georgia Tech '89 Born Mar. 27, 1967
 Acquired: Signed as a free agent on Feb. 4, 1993 Departed: Contract expired at end of '96-97 season

YEAR	GP	MIN	FGM	FGA	PCT	FTM	FTA	PCT	OFF	DEF	REB	AST	PF	DQ	STL	BLK	PTS	AVG
92-93	36	572	87	177	.492	33	54	.611	33	63	96	16	57	0	18	8	207	5.8
93-94	74	877	115	230	.500	71	104	.683	62	137	199	34	91	0	20	12	301	4.1
94-95	70	956	139	260	.535	132	177	.746	55	167	222	36	132	1	11	14	410	5.9
95-96	71	1045	127	268	.474	88	115	.765	85	138	223	23	137	0	23	13	342	4.8
96-97	81	1758	191	398	.480	124	172	.721	135	266	401	64	205	0	16	24	506	6.2
TOTALS	332	5208	659	1333	.494	448	622	.720	370	771	1141	173	622	1	88	71	1766	5.3

Three-point field goals: '92-93, 0-1 (.000); '93-94, 0-0; '94-95, 0-1 (.000); '95-96, 0-0; '96-97, 0-2, (.000). Totals: 0-4 (.000).

PLAYOFFS	GP	MIN	FGM	FGA	PCT	FTM	FTA	PCT	OFF	DEF	REB	AST	PF	DQ	STL	BLK	PTS	AVG
1994	8	49	2	9	.222	5	6	.833	5	8	13	2	6	0	0	0	9	1.1
1995	3	44	9	14	.643	2	6	.333	3	4	7	1	12	0	0	2	20	6.
TOTALS	11	93	11	23	.478	7	12	.583	8	12	20	3	18	0	0	2	29	2.6

Three-point field goals: 0-0.

R.J. HAMPTON

Height: 6-4 Weight: 175 Little Elm HS Born Feb. 7, 2001
 Acquired: By trade from Milwaukee on 11/23/20 Departed: Traded to Orlando on 3/25/21

YEAR	GP	MIN	FGM	FGA	PCT	FTM	FTA	PCT	OFF	DEF	REB	AST	PF	DQ	STL	BLK	PTS	AVG
20-21	25	233	25	60	.417	9	12	.750	10	40	50	14	22	0	5	2	64	2.6

Three-point field goals: '20-21, 5-18 (.278).

BILL HANZLIK

Height: 6-7 Weight: 200 Notre Dame Born Dec. 6, 1957
 Acquired: By trade from Seattle on Jul. 20, 1982 Departed: Contract expired at end of '90-91 season

YEAR	GP	MIN	FGM	FGA	PCT	FTM	FTA	PCT	OFF	DEF	REB	AST	PF	DQ	STL	BLK	PTS	AVG
82-83	82	1547	187	437	.428	125	160	.781	80	156	236	268	220	0	75	15	500	6.1
83-84	80	1469	132	306	.431	167	207	.807	66	139	205	252	255	6	68	19	434	5.4
84-85	80	1673	220	522	.421	180	238	.756	88	119	207	210	291	5	84	26	621	7.8
85-86	79	1982	331	741	.447	318	405	.785	88	176	264	316	277	2	107	16	988	12.5
86-87	73	1990	307	746	.412	316	402	.786	79	177	256	280	245	3	87	28	952	13.0
87-88	77	1334	109	287	.380	129	163	.791	39	132	171	166	185	1	64	17	350	4.5
88-89	41	701	66	151	.437	68	87	.782	18	75	93	86	82	1	25	5	201	4.9
89-90	81	1605	179	396	.452	136	183	.743	67	140	207	186	249	7	78	29	500	6.2
90-91	-----DNP - INJURY-----																	

TOTALS 593 12301 1531 3586 .426 1439 1845 .779 525 1114 1639 1764 1804 25 588 155 4546 7.6
 Three-point field goals: '82-83, 1-7 (.143); '83-84, 3-12 (.250); '84-85, 1-15 (.067); '85-86, 8-41 (.195); '86-87, 22-80 (.275); '87-88, 3-16 (.188); '88-89, 1-5 (.200); '89-90, 6-31 (.194). Totals: 45-207 (.217).

PLAYOFFS	GP	MIN	FGM	FGA	PCT	FTM	FTA	PCT	OFF	DEF	REB	AST	PF	DQ	STL	BLK	PTS	AVG
1983	8	157	20	50	.400	14	17	.824	3	22	25	21	26	0	6	5	54	6.8
1984	5	82	11	19	.579	6	6	1.000	3	5	8	21	16	0	3	0	28	5.6
1985	15	310	45	92	.489	30	41	.732	24	22	46	33	57	2	14	6	120	8.0
1986	6	102	15	28	.536	13	16	.813	2	4	6	19	12	0	1	1	44	7.3
1987	3	76	8	25	.320	9	15	.600	0	6	6	7	6	0	4	0	25	8.3
1988	11	212	20	56	.357	18	26	.692	11	18	29	26	40	1	5	9	58	5.3
1989	3	106	14	33	.424	7	12	.583	6	14	20	9	13	0	5	2	38	12.7
1990	3	79	5	17	.294	10	10	1.000	5	5	10	11	13	1	5	2	21	7.0

TOTALS 54 1124 138 320 .431 107 143 .748 54 96 150 147 183 4 43 24 388 7.2
 Three-point field goals: '83, 0-2 (.000); '84, 0-2 (.000); '85, 0-1 (.000); '86, 1-1 (1.000); '87, 0-2 (.000); '88, 0-8 (.000); '89, 3-6 (.500). Totals: 5-25 (.200).

TIM HARDAWAY

Height: 6-0 Weight: 195 Texas El-Paso '89 Born Sept. 1, 1966
 Acquired: By trade from Dallas on Feb. 21, 2002 Departed: Waived on Jun. 25, 2002

YEAR	GP	MIN	FGM	FGA	PCT	FTM	FTA	PCT	OFF	DEF	REB	AST	PF	DQ	STL	BLK	PTS	AVG
01-02	14	325	47	126	.373	12	19	.632	1	26	27	77	25	0	17	2	134	9.6

Three-point field goals: 28-75 (.373).

ADAM HARRINGTON

Height: 6-5 Weight: 200 Auburn '03 Born Jul. 5, 1980
 Acquired: Signed a 10-day contract on Mar. 23, 2003 Departed: Contract expired at end of '02-03 season

YEAR	GP	MIN	FGM	FGA	PCT	FTM	FTA	PCT	OFF	DEF	REB	AST	PF	DQ	STL	BLK	PTS	AVG
02-03	6	74	7	20	.350	1	2	.500	1	5	6	10	6	0	1	0	19	3.2

Three-point field goals: 4-11 (.364).





AL HARRINGTON

Height: 6-9 Weight: 245 St. Patrick HS '98 Born Feb. 17, 1980
 Acquired: Signed as a free agent on Jul. 15, 2010 Departed: By trade to Orlando on Aug. 10, 2012

YEAR	GP	MIN	FGM	FGA	PCT	FTM	FTA	PCT	OFF	DEF	REB	AST	PF	DQ	STL	BLK	PTS	AVG
10-11	73	1665	281	675	.416	86	117	.735	76	256	332	101	202	4	39	10	765	10.5
11-12	64	1761	345	773	.446	119	176	.676	72	318	390	88	181	0	58	12	910	14.2
TOTALS	137	3426	626	1448	.432	205	293	.700	148	571	719	190	383	4	97	22	1675	12.2

Three-point field goals: '10-11, 117-328 (.357); '11-12, 101-303 (.333); Totals: 218-631 (.345).

PLAYOFFS	GP	MIN	FGM	FGA	PCT	FTM	FTA	PCT	OFF	DEF	REB	AST	PF	DQ	STL	BLK	PTS	AVG
2011	5	70	10	22	.455	3	4	.750	1	7	8	5	7	0	3	0	28	5.6
2012	7	163	24	75	.320	10	15	.667	7	30	37	6	13	0	3	1	68	9.7
TOTALS	12	233	34	97	.351	13	19	.684	8	37	45	11	20	0	6	1	96	8.0

Three-point field goals: 2011, 5-10 (.500); 2012, 10-35 (.286); Totals: 15-45 (.333).

LORINZA "JUNIOR" HARRINGTON

Height: 6-4 Weight: 190 Wisconsin '04 Born Oct. 2, 1980
 Acquired: Signed as a free agent on Jul. 18, 2002 Departed: Waived on Oct. 27, 2003

YEAR	GP	MIN	FGM	FGA	PCT	FTM	FTA	PCT	OFF	DEF	REB	AST	PF	DQ	STL	BLK	PTS	AVG
02-03	82	2003	169	467	.362	73	112	.652	44	206	250	277	250	6	80	15	418	5.1

Three-point field goals: 7-28 (.250).

DEVIN HARRIS

Height: 6-3 Weight: 192 Wingate '02 Born Feb. 27, 1983
 Acquired: By trade from Dallas on Feb. 8, 2018 Departed: Contract Expired on July 1, 2018

YEAR	GP	MIN	FGM	FGA	PCT	FTM	FTA	PCT	OFF	DEF	REB	AST	PF	DQ	STL	BLK	PTS	AVG
17-18	27	533	69	170	.406	49	58	.845	3	39	42	67	55	0	14	4	222	8.2

Three-point field goals: 35-102 (.343).

GARY HARRIS

Height: 6-4 Weight: 210 Michigan State '14 Born Sep. 14, 1994
 Acquired: By trade from Chicago on Jun. 26, 2014 Departed: By trade to Orlando on 3/25/21

YEAR	GP	MIN	FGM	FGA	PCT	FTM	FTA	PCT	OFF	DEF	REB	AST	PF	DQ	STL	BLK	PTS	AVG
14-15	55	719	66	217	.304	35	47	.745	21	43	64	29	71	0	39	7	188	3.4
15-16	76	2439	359	765	.469	109	133	.820	54	166	220	147	143	0	97	18	932	12.3
16-17	57	1782	320	637	.502	104	134	.776	48	130	178	164	92	0	71	8	851	14.9
17-18	67	2304	440	908	.485	134	162	.827	37	139	176	194	119	0	122	15	1170	17.5
18-19	57	1639	270	637	.424	115	144	.799	41	119	160	127	113	0	55	19	737	12.9
19-20	56	1780	218	519	.420	75	92	.815	26	137	163	118	116	1	76	14	581	10.4
20-21	19	581	69	156	.442	22	30	.733	13	34	47	32	37	0	17	4	184	9.7
TOTALS	387	11244	1742	3839	.454	594	742	.801	240	768	1008	811	691	1	477	85	4643	12.0

Three-point field goals: '14-15, 21-103 (.204); '15-16, 105-297 (.354); '16-17, 107-255 (.420); '17-18, 156-394 (.396); '18-19, 82-242 (.339); '19-20, 70-210 (.333); '20-21, 24-75 (.320); Totals: 565-1576 (.359).

PLAYOFFS	GP	MIN	FGM	FGA	PCT	FTM	FTA	PCT	OFF	DEF	REB	AST	PF	DQ	STL	BLK	PTS	AVG
2019	14	517	73	158	.462	33	38	.868	9	49	58	32	38	1	12	8	199	14.2
2020	14	379	34	90	.378	17	22	.773	7	21	28	24	45	2	16	4	104	7.4
TOTALS	28	896	107	248	.431	50	60	.833	16	70	86	56	83	3	28	12	303	10.8

Three-point field goals: 2019, 20-57 (.351); 2020, 19-52 (.365); Totals: 39-109 (.358).

SHAQUILLE HARRISON

Height: 6-4 Weight: 190 Tulsa '16 Born Oct. 6, 1993
 Acquired: Signed to a two-way contract on 4/9/21 Departed: Contract Expired on 8/3/21

YEAR	GP	MIN	FGM	FGA	PCT	FTM	FTA	PCT	OFF	DEF	REB	AST	PF	DQ	STL	BLK	PTS	AVG
20-21	17	277	20	58	.345	13	16	.813	4	35	39	16	30		15	5	56	3.3

Three-point field goals: 3-14 (.214).

PLAYOFFS	GP	MIN	FGM	FGA	PCT	FTM	FTA	PCT	OFF	DEF	REB	AST	PF	DQ	STL	BLK	PTS	AVG
2021	9	40	3	4	.750	2	3	.667	0	8	8	3	3	0	3	3	9	1.0

Three-point field goals: 2021, 1-1 (1.000).

JASON HART

Height: 6-3 Weight: 180 Syracuse '00 Born Apr. 29, 1978
 Acquired: Signed as a free agent on Mar. 3, 2009 Departed: Contract expired at end of '08-09 season

YEAR	GP	MIN	FGM	FGA	PCT	FTM	FTA	PCT	OFF	DEF	REB	AST	PF	DQ	STL	BLK	PTS	AVG
08-09	11	36	5	10	.500	3	4	.750	1	3	4	5	4	0	0	0	13	1.2

Three-point field goals: 0-2 (.000).

PLAYOFFS	GP	MIN	FGM	FGA	PCT	FTM	FTA	PCT	OFF	DEF	REB	AST	PF	DQ	STL	BLK	PTS	AVG
2009	9	19	1	2	.500	0	0	---	0	3	3	5	5	0	2	1	2	0.2

Three-point field goals: 0-0.

ISAIAH HARTENSTEIN

Height: 7-0 Weight: 249 Germany Born May 5, 1998
 Acquired: Signed as a free agent on 11/30/20 Departed: Traded to Cleveland on 3/25/21

YEAR	GP	MIN	FGM	FGA	PCT	FTM	FTA	PCT	OFF	DEF	REB	AST	PF	DQ	STL	BLK	PTS	AVG
20-21	30	272	41	80	.513	22	36	.611	40	45	85	15	59	1	11	20	104	3.5

Three-point field goals: '20-21, 0-0 (.000).





DONNELL HARVEY

Height: 6-8 Weight: 220 Florida '03 Born Aug. 26, 1980
 Acquired: By trade from Dallas on Feb. 21, 2002 Departed: Contract expired at end of '02-03 season

YEAR	GP	MIN	FGM	FGA	PCT	FTM	FTA	PCT	OFF	DEF	REB	AST	PF	DQ	STL	BLK	PTS	AVG
01-02	29	679	94	191	.492	44	68	.647	68	113	181	32	88	1	17	19	232	8.0
02-03	77	1613	246	551	.446	118	176	.670	125	284	409	100	203	2	48	27	611	7.9
TOTALS	106	2292	340	742	.458	162	244	.664	193	397	590	132	291	3	65	46	843	7.8

Three-point field goals: '02-03, 1-7 (.143).

SCOTT HASTINGS

Height: 6-11 Weight: 245 Arkansas '82 Born Jun. 3, 1960
 Acquired: By trade from Detroit on Aug. 13, 1991 Departed: Contract expired at end of '92-93 season

YEAR	GP	MIN	FGM	FGA	PCT	FTM	FTA	PCT	OFF	DEF	REB	AST	PF	DQ	STL	BLK	PTS	AVG
91-92	40	421	17	50	.340	24	28	.857	30	68	98	26	56	0	10	15	58	1.5
92-93	76	670	57	112	.508	40	55	.727	44	93	137	34	115	1	12	8	156	2.1
TOTALS	116	1091	74	162	.458	64	83	.771	74	161	235	60	171	1	22	23	214	1.8

Three-point field goals: '91-92, 0-9 (.000); '92-93, 2-8 (.250). Totals: 2-17 (.117).

SPENCER HAYWOOD

Height: 6-9 Weight: 225 Detroit '67 Born Apr. 22, 1949
 Acquired: Drafted in the first round in 1970 Departed: Signed with Seattle of the NBA

YEAR	GP	MIN	FGM	FGA	PCT	FTM	FTA	PCT	OFF	DEF	REB	AST	PF	DQ	STL	BLK	PTS	AVG
69-70	84	3808	986	1987	.496	547	705	.776	533	1104	1637	190	221	1	-	-	2519	30.0

Three-point field goals: 0-11 (.000).

PLAYOFFS	GP	MIN	FGM	FGA	PCT	FTM	FTA	PCT	OFF	DEF	REB	AST	PF	DQ	STL	BLK	PTS	AVG
1970	12	568	185	362	.511	69	83	.831	79	158	237	39	31	0	-	-	440	36.7

Three-point field goals: 1-5 (.200)

JUANCHO HERNANGOMEZ

Height: 6-9 Weight: 230 Spain Born Sep. 28, 1995
 Acquired: Drafted in the first round (15th overall) in 2016 Departed: Traded to Minnesota on Feb. 5, 2020

YEAR	GP	MIN	FGM	FGA	PCT	FTM	FTA	PCT	OFF	DEF	REB	AST	PF	DQ	STL	BLK	PTS	AVG
16-17	62	842	101	224	.451	57	76	.750	43	144	187	29	62	0	30	12	305	4.9
17-18	25	277	29	75	.387	10	12	.833	18	36	54	12	25	0	6	3	82	3.3
18-19	70	1358	138	314	.439	66	86	.767	64	201	265	55	94	0	27	24	408	5.8
19-20	34	422	38	110	.345	15	25	.640	24	71	95	22	29	0	5	5	107	3.1
TOTALS	191	2899	306	723	.423	149	199	.749	149	452	601	210	0	68	44	902	4.7	

Three-point field goals: '16-17, 46-113 (.407); '17-18, 14-50 (.280); '18-19, 66-181 (.365); '19-20, 15-60 (.250). Totals: 141-404 (.349).

PLAYOFFS	GP	MIN	FGM	FGA	PCT	FTM	FTA	PCT	OFF	DEF	REB	AST	PF	DQ	STL	BLK	PTS	AVG
2019	5	15	1	3	.333	0	0	---	0	3	3	0	2	0	0	0	3	0.6

Three-point field goals: 2019, 1-2 (.500).

CHRIS HERREN

Height: 6-2 Weight: 197 Fresno State '99 Born Sept. 27, 1975
 Acquired: Drafted, No. 33 overall, in 1999 Departed: Traded to Boston on Oct. 16, 2000

YEAR	GP	MIN	FGM	FGA	PCT	FTM	FTA	PCT	OFF	DEF	REB	AST	PF	DQ	STL	BLK	PTS	AVG
99-00	45	597	45	124	.363	27	40	.675	12	40	52	111	74	0	15	2	141	3.1

Three-point field goals: 24-67 (.358).

CARL HERRERA

Height: 6-9 Weight: 225 Houston '91 Born Dec. 14, 1966
 Acquired: Signed as a free agent on Mar. 3, 1999 Departed: Contract expired at end of '98-99 season

YEAR	GP	MIN	FGM	FGA	PCT	FTM	FTA	PCT	OFF	DEF	REB	AST	PF	DQ	STL	BLK	PTS	AVG
98-99	24	265	27	63	.429	5	9	.556	20	34	54	1	37	0	12	7	59	2.5

Three-point field goals: 0-1 (.000).

DAN HESTER

Height: 6-8 Weight: 220 Louisiana State '70 Born Nov. 8, 1948
 Acquired: Drafted in the fifth round in 1970

YEAR	GP	MIN	FGM	FGA	PCT	FTM	FTA	PCT	OFF	DEF	REB	AST	PF	DQ	STL	BLK	PTS	AVG
70-71	35	462	79	207	.382	42	51	.824	75	123	198	30	66	1	-	-	205	5.9

Three-point field goals: 5-11 (.455).

ROY HIBBERT

Height: 7-2 Weight: 270 Georgetown '08 Born Dec. 11, 1986
 Acquired: By trade from Milwaukee on Feb. 2, 2017 Departed: Became a free agent on Jul. 1, 2017

YEAR	GP	MIN	FGM	FGA	PCT	FTM	FTA	PCT	OFF	DEF	REB	AST	PF	DQ	STL	BLK	PTS	AVG
16-17	6	11	2	3	.667	0	0	.000	1	1	2	1	3	0	0	2	4	0.7

Three-point field goals: 0-0 (.000).





PHIL HICKS

Height: 6-7 Weight: 205 Tulane '76 Born Jan. 31, 1953
 Acquired: Signed as a free agent on Nov. 13, 1978 Departed: Waived on Jan. 12, 1979

YEAR	GP	MIN	FGM	FGA	PCT	FTM	FTA	PCT	OFF	DEF	REB	AST	PF	DQ	STL	BLK	PTS	AVG
78-79	20	128	18	43	.419	3	5	.600	13	15	28	8	20	0	5	0	39	2.0

J.J. HICKSON

Height: 6-9 Weight: 242 North Carolina State '08 Born Sept. 4, 1988
 Acquired: Signed as free agent on Jan. 12, 2013 Departed: Waived on Feb. 9, 2016

YEAR	GP	MIN	FGM	FGA	PCT	FTM	FTA	PCT	OFF	DEF	REB	AST	PF	DQ	STL	BLK	PTS	AVG
13-14	69	1859	332	654	.508	150	290	.517	206	426	632	96	177	0	47	51	814	11.8
14-15	73	1411	218	459	.475	116	201	.577	150	302	452	57	136	0	36	35	552	7.6
15-16	20	305	55	109	.505	27	59	.458	22	65	87	16	35	0	10	12	137	6.9
TOTALS	162	3575	605	1222	.495	293	550	.533	278	793	1171	169	348	0	93	98	1503	9.3

Three-point field goals: '13-14, 0-8 (.000); '14-15, 0-2 (.000); '15-16, 0-0. Totals: 0-10 (.000).

MIKE HIGGINS

Height: 6-9 Weight: 220 Northern Colorado '89 Born Feb. 17, 1967
 Acquired: Signed to the first of consecutive 10-day contracts on Dec. 29, 1989 Departed: Released on Jan. 19, 1990

YEAR	GP	MIN	FGM	FGA	PCT	FTM	FTA	PCT	OFF	DEF	REB	AST	PF	DQ	STL	BLK	PTS	AVG
89-90	5	32	3	8	.375	7	8	.875	1	2	3	2	1	0	1	0	13	2.6

Three-point field goals: 0-0

Height: 6-0 Weight: 185 Louisiana State '77 Born Jan. 31, 1955
 Acquired: Signed as a free agent on Dec. 8, 1980 Departed: Contract expired at the end of the '81-82 season

YEAR	GP	MIN	FGM	FGA	PCT	FTM	FTA	PCT	OFF	DEF	REB	AST	PF	DQ	STL	BLK	PTS	AVG
80-81	72	1689	209	474	.441	140	172	.814	24	121	145	408	243	5	101	6	562	7.8
81-82	76	1696	202	468	.432	161	197	.817	23	121	144	395	263	8	72	6	569	7.5
TOTALS	148	3385	411	942	.436	301	369	.816	47	242	289	803	506	13	173	12	1131	7.6

Three-point field goals: '80-81, 4-34 (.118); '81-82, 4-21 (.190). Totals: 8-55 (.145).

PLAYOFFS	GP	MIN	FGM	FGA	PCT	FTM	FTA	PCT	OFF	DEF	REB	AST	PF	DQ	STL	BLK	PTS	AVG
1982	3	54	8	21	.381	7	12	.583	1	2	3	6	12	0	3	0	23	7.7

Three-point field goals: 0-2 (.000).

WAYNE HIGHTOWER

Height: 6-9 Weight: 205 Kansas '62 Born Jan. 14, 1940
 Departed: Sold to Los Angeles on Sept. 9, 1969

YEAR	GP	MIN	FGM	FGA	PCT	FTM	FTA	PCT	OFF	DEF	REB	AST	PF	DQ	STL	BLK	PTS	AVG
67-68	74	2459	431	1126	.383	420	543	.773	-	-	536	143	237	5	-	-	1282	17.3
68-69	67	2318	311	762	.408	311	426	.730	155	486	641	203	241	5	-	-	933	13.9
TOTALS	141	4777	742	1888	.393	731	969	.754	-	-	1177	346	478	10	-	-	2215	15.7

Three-point field goals: '67-68, 0-6 (.000); '68-69, 0-2 (.000). Totals: 0-8 (.000).

PLAYOFFS	GP	MIN	FGM	FGA	PCT	FTM	FTA	PCT	OFF	DEF	REB	AST	PF	DQ	STL	BLK	PTS	AVG
1968	5	209	35	100	.350	43	54	.796	-	-	44	11	25	2	-	-	113	22.6
1969	7	191	33	64	.515	25	33	.758	9	38	47	12	22	1	-	-	84	12.0
TOTALS	12	396	60	163	.368	77	99	.778	-	-	91	23	47	3	-	-	197	16.4

Three-point field goals: 1968, 0-1 (.000).

DARNELL HILLMAN

Height: 6-9 Weight: 215 San Jose State '71 Born Aug. 29, 1949
 Acquired: By trade from N.Y. Nets on Jan. 30, 1978 Departed: Traded to Kansas City on Jun. 26, 1978

YEAR	GP	MIN	FGM	FGA	PCT	FTM	FTA	PCT	OFF	DEF	REB	AST	PF	DQ	STL	BLK	PTS	AVG
77-78	33	746	104	209	.498	49	81	.605	73	166	239	53	130	4	14	37	257	7.8

PLAYOFFS	GP	MIN	FGM	FGA	PCT	FTM	FTA	PCT	OFF	DEF	REB	AST	PF	DQ	STL	BLK	PTS	AVG
1978	13	260	31	97	.392	11	15	.733	25	55	80	18	49	1	6	7	73	5.6

JULIUS HODGE

Height: 6-7 Weight: 210 North Carolina State '05 Born Nov. 18, 1983
 Acquired: Drafted, No. 20 overall, in 2005 Departed: Traded to Milwaukee on Jan. 11, 2007

YEAR	GP	MIN	FGM	FGA	PCT	FTM	FTA	PCT	OFF	DEF	REB	AST	PF	DQ	STL	BLK	PTS	AVG
05-06	14	33	5	13	.385	3	8	.375	5	2	7	6	7	0	2	0	13	0.9
06-07	4	37	2	5	.400	2	2	1.000	1	2	3	10	3	0	3	0	6	1.5
TOTALS	18	70	7	18	.389	5	10	.500	6	4	10	16	10	0	5	0	19	1.1

Three-point field goals: '05-06, 0-0; '06-07, 0-0. Totals: 0-0.





TOM HOOVER

Height: 6-10 Weight: 250 Villanova '63 Born Jan. 23, 1941
 Departed: Sold to Houston in May, 1968

YEAR	GP	MIN	FGM	FGA	PCT	FTM	FTA	PCT	OFF	DEF	REB	AST	PF	DQ	STL	BLK	PTS	AVG
67-68	70	1588	161	357	.451	128	206	.621	-	-	491	64	268	8	-	-	454	6.5
Three-point field goals: 4-10 (.400).																		
PLAYOFFS	GP	MIN	FGM	FGA	PCT	FTM	FTA	PCT	OFF	DEF	REB	AST	PF	DQ	STL	BLK	PTS	AVG
1968	2	16	4	7	.571	5	7	.714	-	-	4	1	6	0	-	-	13	6.5
Three-point field goals: 0-0.																		

CEDRICK HORDGES

Height: 6-8 Weight: 220 South Carolina '80 Born Jan. 8, 1957
 Acquired: By trade from Chicago on Jun. 9, 1980 Departed: Contract expired at end of the '81-82 season

YEAR	GP	MIN	FGM	FGA	PCT	FTM	FTA	PCT	OFF	DEF	REB	AST	PF	DQ	STL	BLK	PTS	AVG
80-81	68	1599	221	480	.460	130	186	.699	120	338	458	104	226	4	33	19	572	8.4
81-82	77	1372	204	414	.493	116	199	.583	119	276	395	65	230	1	26	19	527	6.8
TOTALS	145	2971	425	894	.475	246	385	.639	239	614	853	169	456	5	59	38	1099	8.1
Three-point field goals: '80-81, 0-3 (.000); '81-82, 3-13 (.231). Totals: 3-16 (.188).																		
PLAYOFFS	GP	MIN	FGM	FGA	PCT	FTM	FTA	PCT	OFF	DEF	REB	AST	PF	DQ	STL	BLK	PTS	AVG
1982	3	45	8	19	.421	3	4	.750	2	11	13	2	4	0	1	0	19	6.3
Three-point field goals: 0-1 (.000).																		

RON HORN

Height: 6-7 Weight: 225 Indiana '59 Born May 24, 1938

YEAR	GP	MIN	FGM	FGA	PCT	FTM	FTA	PCT	OFF	DEF	REB	AST	PF	DQ	STL	BLK	PTS	AVG
67-68	1	6	0	2	.000	2	2	1.000	-	-	1	0	0	0	-	-	2	2.0
Three-point field goals: 0-0.																		

JUWAN HOWARD

Height: 6-9 Weight: 260 Michigan '95 Born Feb. 7, 1973
 Acquired: By trade from Dallas on Feb. 21, 2002 Departed: Contract expired at end of the '02-03 season
 Acquired: Signed as a free agent on Oct. 3, 2008 Departed: Waived on Nov. 3, 2008

YEAR	GP	MIN	FGM	FGA	PCT	FTM	FTA	PCT	OFF	DEF	REB	AST	PF	DQ	STL	BLK	PTS	AVG
01-02	28	976	192	420	.457	117	152	.770	85	137	222	76	95	3	18	17	501	17.9
02-03	77	2730	567	1261	.450	282	351	.803	181	404	585	234	239	2	77	27	1418	18.4
08-09	3	22	1	2	.500	0	0	---	1	3	4	2	4	0	1	1	2	0.7
TOTALS	108	3728	760	1683	.452	399	503	.793	267	544	811	312	338	5	96	45	1921	17.8
Three-point field goals: '01-02, 0-1 (.000); '02-03, 2-4 (.500); '08-09, 0-0. Totals: 2-5 (.400).																		

MARKUS HOWARD

Height: 5-11 Weight: 180 Marquette '20 Born Mar. 3, 1999
 Acquired: Signed a two-way contract on Nov. 19, 2020 Departed: Contract expired at end of the '21-22 season

YEAR	GP	MIN	FGM	FGA	PCT	FTM	FTA	PCT	OFF	DEF	REB	AST	PF	DQ	STL	BLK	PTS	AVG
20-21	37	205	40	106	.377	7	9	.778	1	20	21	18	23	0	4	1	105	2.8
21-22	31	176	39	101	.386	20	23	.870	2	10	12	7	17	0	9	0	126	4.1
TOTALS	68	381	79	207	.382	27	32	.844	3	30	33	25	40	0	13	1	231	3.4
Three-point field goals: '20-21, 18-65 (.277); '21-22, 28-70 (.400). Totals: 46-135 (.341).																		
PLAYOFFS	GP	MIN	FGM	FGA	PCT	FTM	FTA	PCT	OFF	DEF	REB	AST	PF	DQ	STL	BLK	PTS	AVG
2021	9	112	15	37	.405	1	2	.500	1	6	7	4	10	0	0	1	42	4.7
Three-point field goals: 2021, 11-26 (.423).																		

EDDIE HUGHES

Height: 5-10 Weight: 165 Colorado State '82 Born May 26, 1960
 Acquired: Signed the first of consecutive 10-day contracts on Jan. 2, 1989 Departed: Contract expired at end of '89-90 season

YEAR	GP	MIN	FGM	FGA	PCT	FTM	FTA	PCT	OFF	DEF	REB	AST	PF	DQ	STL	BLK	PTS	AVG
88-89	26	224	28	64	.438	7	12	.583	6	13	19	35	30	0	17	2	70	2.7
89-90	60	892	83	202	.411	23	34	.676	15	55	70	116	87	0	48	1	209	3.5
TOTALS	86	1116	111	266	.417	30	46	.652	21	68	89	151	117	0	65	3	279	3.2
Three-point field goals: 88-89, 7-22 (.318); 89-90, 20-49 (.408). Totals: 27-71 (.383).																		





KIM HUGHES

Height: 6-11 Weight: 220 Wisconsin '74 Born Jun. 4, 1952
 Acquired: Signed as a free agent on Jul. 8, 1978 Departed: Traded to Cleveland on Oct. 30, 1980

YEAR	GP	MIN	FGM	FGA	PCT	FTM	FTA	PCT	OFF	DEF	REB	AST	PF	DQ	STL	BLK	PTS	AVG
78-79	81	1086	98	182	.538	18	45	.400	112	223	335	74	215	2	56	102	214	2.6
79-80	70	1208	102	202	.505	15	41	.366	125	201	326	74	184	3	66	77	219	3.1
80-81	8	159	11	25	.440	1	2	.500	19	31	50	11	33	2	11	14	23	2.9
TOTALS	159	2453	211	409	.516	34	88	.386	256	455	711	159	432	7	133	193	456	2.9

Three-point field goals: 0-0.

PLAYOFFS	GP	MIN	FGM	FGA	PCT	FTM	FTA	PCT	OFF	DEF	REB	AST	PF	DQ	STL	BLK	PTS	AVG
1979	3	35	1	2	.500	1	2	.500	3	8	11	0	8	0	3	0	3	1.0

STEVEN HUNTER

Height: 7-0 Weight: 240 DePaul Born Oct. 31, 1981
 Acquired: By trade from Philadelphia on Sept. 10, 2007 Departed: Traded to Memphis on Aug. 7, 2009

YEAR	GP	MIN	FGM	FGA	PCT	FTM	FTA	PCT	OFF	DEF	REB	AST	PF	DQ	STL	BLK	PTS	AVG
07-08	19	120	15	28	.536	9	20	.450	10	19	29	0	20	0	0	6	39	2.1
08-09	-----DNP - KNEE INJURY-----																	
TOTALS	19	120	15	28	.536	9	20	.450	10	19	29	0	20	0	0	6	39	2.1

Three-point field goals: 0-0.

PLAYOFFS	GP	MIN	FGM	FGA	PCT	FTM	FTA	PCT	OFF	DEF	REB	AST	PF	DQ	STL	BLK	PTS	AVG
2008	2	5	0	1	.000	0	0	---	0	2	2	0	0	0	0	0	0	0.0

Three-point field goals: 0-0.

BONES HYLAND

Height: 6-3 Weight: 173 VCU '21 Born Sept. 14, 2000
 Acquired: Drafted in the first round (26th overall) of the 2021 NBA Draft Departed: Currently on the team

YEAR	GP	MIN	FGM	FGA	PCT	FTM	FTA	PCT	OFF	DEF	REB	AST	PF	DQ	STL	BLK	PTS	AVG
21-22	69	1310	230	571	.403	107	125	.856	14	174	188	191	153	1	41	20	698	10.1

Three-point field goals: '21-22, 131-358 (.366).

PLAYOFFS	GP	MIN	FGM	FGA	PCT	FTM	FTA	PCT	OFF	DEF	REB	AST	PF	DQ	STL	BLK	PTS	AVG
2022	5	87	13	36	.361	12	14	.857	1	9	10	16	12	0	1	0	46	9.2

Three-point field goals: 2022, 8-23 (.348).

ANDRE IGUODALA

Height: 6-6 Weight: 207 Arizona '04 Born Jan. 28, 1984
 Acquired: By trade from Philadelphia on Aug. 10, 2012 Departed: Traded to Memphis on Aug. 7, 2009

YEAR	GP	MIN	FGM	FGA	PCT	FTM	FTA	PCT	OFF	DEF	REB	AST	PF	DQ	STL	BLK	PTS	AVG
12-13	80	2779	396	879	.451	155	270	.574	82	341	423	433	127	0	139	52	1038	13.0

Three-point field goals: 91-287 (.317).

PLAYOFFS	GP	MIN	FGM	FGA	PCT	FTM	FTA	PCT	OFF	DEF	REB	AST	PF	DQ	STL	BLK	PTS	AVG
2013	6	243	38	76	.500	18	25	.720	9	39	48	32	9	0	12	2	108	18.0

Three-point field goals: 14-29 (.483)

GEORGE IRVINE

Height: 6-6 Weight: 200 Washington '70 Born Feb. 1, 1948
 Acquired: By trade from Virginia on Jul. 14, 1975

YEAR	GP	MIN	FGM	FGA	PCT	FTM	FTA	PCT	OFF	DEF	REB	AST	PF	DQ	STL	BLK	PTS	AVG
75-76	3	14	2	6	.333	0	0	---	1	0	1	0	1	0	0	0	4	1.3

Three-point field goals: 0-1 (.000).





DAN ISSEL

Height: 6-9 Weight: 240 Kentucky '70 Born Oct. 25, 1948
 Acquired: By trade from Baltimore in 1975 Departed: Retired at the end of the '84-85 season

YEAR	GP	MIN	FGM	FGA	PCT	FTM	FTA	PCT	OFF	DEF	REB	AST	PF	DQ	STL	BLK	PTS	AVG
75-76	84	2858	752	1472	.511	425	521	.816	303	620	923	201	266	x	100	56	1930	23.0
76-77	79	2507	660	1282	.515	445	558	.797	211	485	696	177	246	7	91	29	1765	22.3
77-78	82	2851	659	1287	.512	428	547	.782	253	577	830	304	279	5	100	41	1746	21.3
78-79	81	2742	532	1030	.517	316	419	.754	240	498	738	255	233	6	61	46	1380	17.0
79-80	82	2938	715	1416	.505	517	667	.775	236	483	719	198	190	1	88	54	1951	23.8
80-81	80	2641	614	1220	.503	519	684	.759	229	447	676	158	249	6	83	53	1749	21.9
81-82	81	2472	651	1236	.527	546	655	.834	174	434	608	179	245	4	67	55	1852	22.9
82-83	80	2431	661	1296	.510	400	479	.835	151	445	596	223	227	0	83	43	1726	21.6
83-84	76	2076	569	1153	.493	364	428	.850	112	401	513	173	182	2	60	44	1506	19.8
84-85	77	1684	363	791	.459	257	319	.806	80	251	331	137	171	1	65	31	984	12.8

TOTALS 802 25200 6176 12183 .507 4214 5277 .799 1989 4641 6630 2005 2304 32 798 45516589 20.6
 Three-point field goals: '75-76, 1-4 (.250); '79-80, 4-12 (.333); '80-81, 2-12 (.167); '81-82, 4-6 (.667); '82-83, 4-19 (.211); '83-84, 4-19 (.211); '84-85, 1-7 (.143).
 Totals: 20-79 (.253).

PLAYOFFS	GP	MIN	FGM	FGA	PCT	FTM	FTA	PCT	OFF	DEF	REB	AST	PF	DQ	STL	BLK	PTS	AVG
1976	13	470	111	226	.491	44	56	.786	48	108	156	32	62	x	13	8	266	20.5
1977	6	222	49	96	.510	34	45	.756	18	40	58	17	20	0	5	4	132	22.0
1978	13	460	103	212	.486	56	65	.862	41	93	134	53	43	1	7	3	262	20.2
1979	3	109	24	45	.533	25	31	.806	7	21	28	10	15	0	0	0	73	24.3
1982	3	103	32	60	.533	12	12	1.000	8	13	21	5	10	0	3	1	76	25.3
1983	8	227	69	136	.507	25	29	.862	13	45	58	25	18	0	9	5	163	20.4
1984	5	153	52	102	.510	32	39	.821	10	30	40	8	15	0	6	6	137	27.4
1985	15	325	73	159	.459	39	48	.813	14	40	54	27	36	0	12	5	186	12.4

TOTALS 66 2069 513 1037 .495 267 325 .822 159 390 549 177 219 1 55 33 1295 19.6
 Three-point field goals: 1976, 0-1 (.000); 1983, 0-1 (.000); 1984, 1-2 (.500); 1985, 1-1 (1.000). Totals: 2-5 (.400).

ALLEN IVERSON

Height: 6-0 Weight: 165 Georgetown '96 Born Jun. 7, 1975
 Acquired: By trade from Philadelphia on Dec. 19, 2006 Departed: By trade to Detroit on Nov. 3, 2008

YEAR	GP	MIN	FGM	FGA	PCT	FTM	FTA	PCT	OFF	DEF	REB	AST	PF	DQ	STL	BLK	PTS	AVG
06-07	50	2121	430	947	.454	331	436	.759	16	136	152	359	74	0	90	12	1241	24.8
07-08	82	3424	712	1556	.458	645	797	.809	47	196	243	586	109	0	160	12	2164	26.4
08-09	3	123	18	40	.450	18	25	.720	3	5	8	20	3	0	3	1	56	18.7

TOTALS 135 5668 1160 2543 .456 994 1258 .790 66 337 403 965 186 0 253 25 3461 25.6
 Three-point field goals: '06-07, 50-144 (.347); '07-08, 95-275 (.345); '08-09, 2-8 (.250). Totals: 147-427 (.344).

PLAYOFFS	GP	MIN	FGM	FGA	PCT	FTM	FTA	PCT	OFF	DEF	REB	AST	PF	DQ	STL	BLK	PTS	AVG
2007	5	223	42	114	.368	25	31	.806	0	3	3	29	11	0	7	0	114	22.8
2008	4	158	36	83	.434	23	33	.697	4	8	12	18	3	0	4	1	98	24.5

TOTALS 9 381 78 197 .396 48 64 .750 4 11 15 47 14 0 11 1 212 23.6
 Three-point field goals: 2007, 5-17 (.294); 2008, 3-14 (.214). Totals: 8-31 (.258).

WARREN JABALI (FORMERLY WARREN ARMSTRONG)

Height: 6-2 Weight: 200 Wichita State '68 Born Aug. 29, 1946
 Acquired: Selected in dispersal draft in 1972 Departed: Left as free agent in 1974

YEAR	GP	MIN	FGM	FGA	PCT	FTM	FTA	PCT	OFF	DEF	REB	AST	PF	DQ	STL	BLK	PTS	AVG
72-73	82	2738	441	974	.453	480	596	.805	129	295	424	539	280	8	175	31	1398	17.0
73-74	49	1711	257	657	.391	220	274	.803	82	164	246	358	167	x	97	10	779	15.9

TOTALS 131 4449 698 1631 .428 700 870 .805 211 459 670 897 447 8 272 41 2177 16.6
 Three-point field goals: '72-73, 36-140 (.257); '73-74, 45-123 (.366). Totals: 81-263 (.308).

PLAYOFFS	GP	MIN	FGM	FGA	PCT	FTM	FTA	PCT	OFF	DEF	REB	AST	PF	DQ	STL	BLK	PTS	AVG
1973	5	126	9	27	.333	12	16	.750	2	5	7	14	11	0	5	11	30	6.0

Three-point field goals: 0-0.

BOBBY JACKSON

Height: 6-1 Weight: 185 Minnesota '97 Born March 13, 1973
 Acquired: By trade from Seattle on June 25, 1997 Departed: Traded to Minnesota on Jan. 21, 1999

YEAR	GP	MIN	FGM	FGA	PCT	FTM	FTA	PCT	OFF	DEF	REB	AST	PF	DQ	STL	BLK	PTS	AVG
97-98	68	2042	310	791	.392	149	183	.814	78	224	302	317	160	0	105	11	790	11.6

Three-point field goals: 21-81 (.259).

MARK JACKSON

Height: 6-3 Weight: 185 St. John's '87 Born April 1, 1965
 Acquired: By trade from Indiana on June 13, 1996 Departed: Traded to Indiana on Feb. 20, 1997

YEAR	GP	MIN	FGM	FGA	PCT	FTM	FTA	PCT	OFF	DEF	REB	AST	PF	DQ	STL	BLK	PTS	AVG
96-97	52	2001	192	452	.425	109	136	.801	71	200	271	641	104	0	51	9	541	10.4

Three-point field goals: 48-121 (.397).





RICHARD JEFFERSON

Height: 6-7 Weight: 233 Arizona '01 Born June 21, 1980
 Acquired: Signed as a free agent on Oct. 19, 2017 Departed: Contract expired on July 1, 2018

YEAR	GP	MIN	FGM	FGA	PCT	FTM	FTA	PCT	OFF	DEF	REB	AST	PF	DQ	STL	BLK	PTS	AVG
17-18	20	163	12	27	.444	4	7	.571	2	15	17	15	11	0	2	1	30	1.5

Three-point field goals: 2-7 (.286).

AVERY JOHNSON

Height: 5-10 Weight: 175 Southern University '88 Born March 25, 1965
 Acquired: By trade from Seattle on Oct. 24, 1990 Departed: Waived on Dec. 24, 1990
 Re-Acquired: Signed as a free agent on July 19, 2001 Departed: Traded to Dallas on Feb. 21, 2002

YEAR	GP	MIN	FGM	FGA	PCT	FTM	FTA	PCT	OFF	DEF	REB	AST	PF	DQ	STL	BLK	PTS	AVG
90-91	21	217	29	68	.426	21	32	.656	9	12	21	77	22	0	14	2	79	3.8
01-02	51	1200	186	383	.486	109	146	.747	14	50	64	258	69	0	35	8	481	9.4
TOTALS	72	1417	215	451	.477	130	178	.730	23	62	85	335	91	0	49	10	560	7.8

Three-point field goals: '90-91, 0-4 (.000); '01-02, 0-5 (.000). Totals: 0-9 (.000).

DERMARR JOHNSON

Height: 6-9 Weight: 201 Cincinnati '03 Born May 5, 1980
 Acquired: Signed as a free agent on Oct. 18, 2004 Departed: Contract expired at the end of '06-07 season

YEAR	GP	MIN	FGM	FGA	PCT	FTM	FTA	PCT	OFF	DEF	REB	AST	PF	DQ	STL	BLK	PTS	AVG
04-05	71	1232	185	371	.499	80	101	.792	43	108	151	75	140	0	43	18	503	7.1
05-06	58	924	132	306	.431	34	42	.810	19	77	96	55	86	0	25	26	354	6.1
06-07	39	419	50	154	.325	16	21	.762	10	47	57	17	39	0	16	12	135	3.5
TOTALS	168	2575	367	831	.442	130	164	.793	72	232	304	147	265	0	84	56	992	5.9

Three-point field goals: '04-05, 53-148 (.358); '05-06, 56-160 (.350); '06-07, 19-88 (.216). Totals: 128-396 (.323).

PLAYOFFS	GP	MIN	FGM	FGA	PCT	FTM	FTA	PCT	OFF	DEF	REB	AST	PF	DQ	STL	BLK	PTS	AVG
2005	4	78	11	20	.550	3	3	1.000	3	5	8	3	9	0	2	2	29	7.3
2006	3	34	3	13	.231	0	0	---	2	8	10	2	1	0	0	1	7	2.3
TOTALS	7	112	14	33	.424	3	3	1.000	5	13	18	5	10	0	2	3	36	5.1

Three-point field goals: 2005, 4-11 (.364); 2006, 1-10 (.100). Totals: 5-21 (.238).

ERVIN JOHNSON

Height: 6-11 Weight: 245 New Orleans '93 Born Dec. 21, 1967
 Acquired: Signed as a free agent on Jul. 23, 1996 Departed: Traded to Milwaukee on Jun. 25, 1997

YEAR	GP	MIN	FGM	FGA	PCT	FTM	FTA	PCT	OFF	DEF	REB	AST	PF	DQ	STL	BLK	PTS	AVG
96-97	82	2599	243	467	.520	96	156	.615	231	682	913	71	288	5	65	227	582	7.1

Three-point field goals: 0-2 (.000).

GEORGE JOHNSON

Height: 6-7 Weight: 218 St. John's '78 Born Dec. 8, 1956
 Acquired: By trade from Milwaukee on Oct. 19, 1979 Departed: Sold to Milwaukee on May 16, 1980

YEAR	GP	MIN	FGM	FGA	PCT	FTM	FTA	PCT	OFF	DEF	REB	AST	PF	DQ	STL	BLK	PTS	AVG
79-80	75	1938	309	649	.476	148	189	.783	190	394	584	157	260	4	84	67	768	10.2

Three-point field goals: 2-9 (.222).

NIKOLA JOKIC

Height: 7-0 Weight: 250 Serbia Born Feb. 19, 1995
 Acquired: Drafted in the second round (41st overall) in 2014 Departed: Currently on the team

YEAR	GP	MIN	FGM	FGA	PCT	FTM	FTA	PCT	OFF	DEF	REB	AST	PF	DQ	STL	BLK	PTS	AVG
15-16	80	1733	307	600	.512	154	190	.811	181	379	560	189	208	3	79	50	796	10.0
16-17	73	2038	494	854	.578	188	228	.825	212	506	718	359	214	1	61	55	1221	16.7
17-18	75	2443	504	1010	.499	266	313	.850	195	608	803	458	212	2	90	61	1385	18.5
18-19	80	2504	616	1206	.511	289	352	.821	228	637	865	580	228	2	108	55	1604	20.1
19-20	73	2336	565	1071	.528	246	301	.817	166	545	711	512	222	1	85	44	1456	19.9
20-21	72	2488	732	1293	.566	342	394	.868	205	575	780	599	192	0	95	48	1898	26.4
21-22	74	2476	764	1311	.583	379	468	.810	206	613	1019	584	191	0	109	63	2004	27.1
TOTALS	527	16018	3982	7345	.542	1864	2246	.830	1393	4063	5456	3281	1467	9	627	376	10364	19.7

Three-point field goals: '15-16, 28-84 (.333); '16-17, 45-139 (.324); '17-18, 111-280 (.396); '18-19, 83-270 (.307); '19-20, 80-255 (.314); '20-21, 92-237 (.388); '21-22, 97-288 (.337). Totals: 536-1553 (.345).

PLAYOFFS	GP	MIN	FGM	FGA	PCT	FTM	FTA	PCT	OFF	DEF	REB	AST	PF	DQ	STL	BLK	PTS	AVG
2019	14	557	132	261	.506	66	78	.846	54	128	182	118	54	2	16	13	352	25.1
2020	19	694	178	343	.519	66	79	.835	37	150	187	109	68	0	20	15	464	24.4
2021	10	345	116	228	.509	46	55	.836	37	79	116	50	23	0	6	9	298	29.8
2022	5	171	61	106	.575	28	33	.848	17	49	66	29	20	0	8	5	155	31.0
TOTALS	48	1767	487	938	.519	206	245	.841	145	406	551	306	165	2	50	42	1269	26.4

Three-point field goals: 2019, 22-56 (.393); 2020, 42-98 (.429); 2021, 20-53 (.377); 2022, 5-18 (.278). Totals: 89-225 (.396).





BOBBY RAY JONES

Height: 6-7 Weight: 215 Washington '06 Born Jan. 9, 1984
 Acquired: By trade from Philadelphia on Sept. 10, 2007
 Re-acquired: Signed for the remainder of the season on Apr. 11, 2008
 Departed: Waived on Jan. 7, 2008
 Departed: By trade to New York on Jul. 28, 2008

YEAR	GP	MIN	FGM	FGA	PCT	FTM	FTA	PCT	OFF	DEF	REB	AST	PF	DQ	STL	BLK	PTS	AVG
07-08	25	222	26	64	.406	23	28	.821	11	27	38	11	46	0	5	1	84	3.4

Three-point field goals: 9-23 (.391).

ROBERT "BOBBY" CLYDE JONES

Height: 6-9 Weight: 212 North Carolina '74 Born Dec. 18, 1951
 Acquired: Signed away from Carolina in 1974
 Departed: Traded to Philadelphia on Aug. 16, 1978

YEAR	GP	MIN	FGM	FGA	PCT	FTM	FTA	PCT	OFF	DEF	REB	AST	PF	DQ	STL	BLK	PTS	AVG
74-75	84	2706	529	876	.604	187	269	.695	230	462	692	303	263	x	167	153	1245	14.8
75-76	83	2845	510	878	.581	215	308	.698	241	550	791	331	253	x	170	184	1235	14.9
76-77	82	2419	501	879	.570	236	329	.717	174	504	678	264	238	3	186	162	1238	15.1
77-78	75	2440	440	761	.578	208	277	.751	164	472	636	252	221	2	137	126	1088	14.5
TOTALS	324	10410	1980	3394	.583	846	1183	.759	809	1988	2797	1150	975	5	660	625	4806	14.8

Three-point field goals: 74-75, 0-1 (.000).

PLAYOFFS	GP	MIN	FGM	FGA	PCT	FTM	FTA	PCT	OFF	DEF	REB	AST	PF	DQ	STL	BLK	PTS	AVG
1975	13	428	69	129	.535	31	40	.775	35	76	111	38	49	x	12	12	169	13.0
1976	13	431	74	127	.583	30	41	.732	41	71	112	59	53	x	16	20	178	13.7
1977	6	187	31	64	.484	10	17	.588	11	24	35	21	25	1	17	14	72	12.0
1978	13	390	66	116	.569	34	46	.739	36	66	102	35	42	1	16	9	166	12.8
TOTALS	45	1436	240	436	.550	105	144	.729	123	237	360	153	169	2	61	55	585	13.0

Three-point field goals: 74-75, 0-1 (.000).

CARLIK JONES

Height: 6-1 Weight: 185 Louisville '21 Born Dec. 23, 1997
 Acquired: Signed a 10-day contract on Jan. 1, 2022
 Departed: Contract expired at end of the '21-22 season

YEAR	GP	MIN	FGM	FGA	PCT	FTM	FTA	PCT	OFF	DEF	REB	AST	PF	DQ	STL	BLK	PTS	AVG
21-22	2	4	1	2	.500	0	0	---	0	0	0	0	0	0	0	0	2	1.0

Three-point field goals: 0-0 (---).

DAHNTAY JONES

Height: 6-6 Weight: 210 Duke '03 Born Dec. 27, 1980
 Acquired: Signed as a free agent on Jul. 30, 2008
 Departed: Contract expired at the end of the '08-09 season

YEAR	GP	MIN	FGM	FGA	PCT	FTM	FTA	PCT	OFF	DEF	REB	AST	PF	DQ	STL	BLK	PTS	AVG
08-09	79	1426	154	336	.458	110	151	.728	58	110	168	78	199	0	49	19	429	5.4

Three-point field goals: 11-17 (.647).

PLAYOFFS	GP	MIN	FGM	FGA	PCT	FTM	FTA	PCT	OFF	DEF	REB	AST	PF	DQ	STL	BLK	PTS	AVG
2009	16	280	38	79	.481	33	43	.767	16	22	38	10	41	0	13	5	112	7.0

Three-point field goals: 3-12 (.250).

LARRY JONES

Height: 6-3 Weight: 180 Toledo '64 Born Sept. 22, 1942
 Departed: Traded to Miami in Jun. 1970

YEAR	GP	MIN	FGM	FGA	PCT	FTM	FTA	PCT	OFF	DEF	REB	AST	PF	DQ	STL	BLK	PTS	AVG
67-68	76	3085	602	1409	.427	530	683	.776	-	-	599	270	268	4	-	-	1742	22.9
68-69	75	3042	759	1631	.466	591	760	.778	165	328	493	258	273	3	-	-	2133	28.4
69-70	75	3027	625	1441	.434	579	732	.791	143	248	391	426	228	1	-	-	1870	24.9
TOTALS	226	9154	1986	4481	.443	1700	2175	.782	-	-	1483	954	769	8	-	-	5745	25.4

Three-point field goals: '67-68, 8-42 (.190); '68-69, 24-100 (.240); '69-70, 41-165 (.248). Totals: 73-307 (.238).

PLAYOFFS	GP	MIN	FGM	FGA	PCT	FTM	FTA	PCT	OFF	DEF	REB	AST	PF	DQ	STL	BLK	PTS	AVG
1968	1	41	12	20	.625	5	8	.625	-	-	4	4	5	0	-	-	29	29.0
1969	7	282	48	134	.358	55	76	.724	19	35	54	32	21	0	-	-	154	22.0
1970	12	535	113	207	.546	88	101	.871	23	41	64	76	41	0	-	-	319	26.6
TOTALS	20	858	173	361	.479	148	185	.800	-	-	122	112	67	0	-	-	502	25.1

Three-point field goals: 1969, 3-8 (.375); 1970, 5-20 (.250). Totals: 8-28 (.286).

RONALD "POPEYE" JONES

Height: 6-8 Weight: 250 Murray State '92 Born Jun. 17, 1970
 Acquired: By trade from Boston on Aug. 3, 1999
 Departed: Traded to Washington on Sept. 25, 2000

YEAR	GP	MIN	FGM	FGA	PCT	FTM	FTA	PCT	OFF	DEF	REB	AST	PF	DQ	STL	BLK	PTS	AVG
99-00	40	330	44	104	.423	14	19	.737	41	62	103	19	50	1	3	6	104	2.6

Three-point field goals: 2-3 (.667).





STEVE "SNAPPER" JONES

Height: 6-5 Weight: 205 Oregon '64 Born Oct. 17, 1942
 Acquired: By trade from Carolina in Jan. 1974 Departed: Left as a free agent in 1974

YEAR	GP	MIN	FGM	FGA	PCT	FTM	FTA	PCT	OFF	DEF	REB	AST	PF	DQ	STL	BLK	PTS	AVG
73-74	42	1157	239	534	.448	84	109	.771	32	107	139	128	127	x	13	6	575	13.7

Three-point field goals: 13-36 (.361).

ADONIS JORDAN

Height: 5-11 Weight: 170 Kansas '93 Born Aug. 21, 1970
 Acquired: Signed a 10-day contract on Jan. 11, 1993 Departed: Released on Jan. 21, 1992

YEAR	GP	MIN	FGM	FGA	PCT	FTM	FTA	PCT	OFF	DEF	REB	AST	PF	DQ	STL	BLK	PTS	AVG
93-94	6	79	6	23	.261	0	0	---	3	3	6	19	6	0	0	1	15	2.5

Three-point field goals: 3-10 (.300).

GARTH JOSEPH

Height: 7-2 Weight: 306 College of St. Rose '97 Born Aug. 8, 1973
 Acquired: By trade from Toronto on Jan. 12, 2001 Departed: Waived on Jan. 29, 2001

YEAR	GP	MIN	FGM	FGA	PCT	FTM	FTA	PCT	OFF	DEF	REB	AST	PF	DQ	STL	BLK	PTS	AVG
00-01	2	8	0	3	.000	0	2	.000	0	0	0	0	0	0	0	1	0	0.0

Three-point field goals: 0-0.

RICH KELLEY

Height: 7-0 Weight: 240 Stanford '75 Born Mar. 23, 1953
 Acquired: By trade from Phoenix on Jun. 21, 1982 Departed: Traded to Utah on Feb. 7, 1983

YEAR	GP	MIN	FGM	FGA	PCT	FTM	FTA	PCT	OFF	DEF	REB	AST	PF	DQ	STL	BLK	PTS	AVG
82-83	38	565	59	141	.418	55	70	.786	61	111	172	59	115	3	21	18	173	4.6

Three-point field goals: 0-0.

TIM KEMPTON

Height: 6-10 Weight: 245 Notre Dame '86 Born Jan. 25, 1964
 Acquired: By trade from Charlotte on Sept. 11, 1989 Departed: Contract expired at end of '89-90 season

YEAR	GP	MIN	FGM	FGA	PCT	FTM	FTA	PCT	OFF	DEF	REB	AST	PF	DQ	STL	BLK	PTS	AVG
89-90	71	1061	153	312	.490	77	114	.675	51	167	218	118	144	2	30	9	383	5.4

Three-point field goals: 0-1 (.000).

PLAYOFFS	GP	MIN	FGM	FGA	PCT	FTM	FTA	PCT	OFF	DEF	REB	AST	PF	DQ	STL	BLK	PTS	AVG
1990	3	32	7	9	.778	4	4	1.000	1	4	5	4	8	0	0	0	18	6.0

Three-point field goals: 0-0.

JULIUS KEYE

Height: 6-10 Weight: 225 South Carolina State '69 Born Sept. 5, 1946
 Acquired: Drafted in the third five rounds in 1968 Departed: Traded to Memphis in Aug., 1974

YEAR	GP	MIN	FGM	FGA	PCT	FTM	FTA	PCT	OFF	DEF	REB	AST	PF	DQ	STL	BLK	PTS	AVG
69-70	77	1641	245	618	.396	116	193	.601	188	342	530	47	209	2	-	-	606	7.9
70-71	83	3634	505	1182	.427	212	317	.669	370	1084	1454	140	317	5	-	-	1222	14.7
71-72	84	2557	192	476	.403	108	174	.621	315	667	982	153	346	13	-	-	492	5.9
72-73	83	3016	163	375	.435	130	233	.558	275	617	892	180	269	3	58	226	459	5.5
73-74	79	2595	147	329	.447	57	84	.679	225	464	689	135	240	x	40	149	361	4.5
TOTALS	406	13443	1252	2980	.420	623	1001	.622	1373	3174	4547	655	1381	23	98	375	3131	7.7

Three-point field goals: '69-70, 0-7 (.000); '70-71, 0-5 (.000); '71-72, 0-2 (.000); '72-73, 3-8 (.375); '73-74, 1-5 (.200). Totals: 4-27 (.148).

PLAYOFFS	GP	MIN	FGM	FGA	PCT	FTM	FTA	PCT	OFF	DEF	REB	AST	PF	DQ	STL	BLK	PTS	AVG
1970	7	138	10	42	.238	3	6	.500	10	21	31	6	16	0	-	-	23	3.1
1972	7	302	27	59	.458	3	8	.375	45	68	113	20	30	1	-	-	57	8.1
1973	5	203	20	34	.588	9	17	.529	28	40	68	16	16	0	2	17	49	9.8
TOTALS	19	643	57	135	.422	15	31	.484	83	129	212	42	62	1	2	17	129	6.8

Three-point field goals: 1970, 0-1 (.000); 1973, 0-1 (.000). Totals: 0-2 (.000).

SEAN KILPATRICK

Height: 6-4 Weight: 210 Cincinnati '14 Born Jan. 6, 1990
 Acquired: Signed first of two 10-day contracts on Jan. 12, 2016 Departed: Contract expired on Feb. 2, 2016

YEAR	GP	MIN	FGM	FGA	PCT	FTM	FTA	PCT	OFF	DEF	REB	AST	PF	DQ	STL	BLK	PTS	AVG
15-16	8	82	8	21	.381	7	8	.875	2	4	6	3	7	0	2	0	27	3.4

Three-point field goals: 4-17 (.235).

JIMMY KING

Height: 6-5 Weight: 210 Michigan '95 Born Aug. 9, 1973
 Acquired: Signed for the remainder of the season on Apr. 5, 1997 Departed: Contract expired at end of '96-97 season

YEAR	GP	MIN	FGM	FGA	PCT	FTM	FTA	PCT	OFF	DEF	REB	AST	PF	DQ	STL	BLK	PTS	AVG
96-97	2	22	2	6	.333	2	4	.500	2	0	2	2	2	0	3	0	6	3.0

Three-point field goals: 0-0.





LINAS KLEIZA

Height: 6-8 Weight: 245 Missouri Born Jan. 3, 1985
 Acquired: By trade from Portland on Jun. 28, 2005 Departed: Signed with Olympiakos (Greece) as a restricted free agent in Aug. '09

YEAR	GP	MIN	FGM	FGA	PCT	FTM	FTA	PCT	OFF	DEF	REB	AST	PF	DQ	STL	BLK	PTS	AVG
05-06	61	519	77	173	.445	57	81	.704	38	78	116	15	87	0	10	13	213	3.5
06-07	79	1488	200	474	.422	115	135	.852	77	189	266	45	200	0	28	14	598	7.6
07-08	79	1889	311	659	.472	164	213	.770	92	241	333	95	181	0	44	19	880	11.1
08-09	82	1824	289	646	.447	148	204	.725	92	235	327	64	155	0	31	14	813	9.9
TOTALS	301	5720	877	1952	.449	484	633	.765	299	743	1042	219	623	0	113	60	2504	8.3
Three-point field goals: '05-06, 2-13 (.154); '06-07, 83-221 (.376); '07-08, 94-277 (.339); '08-09, 87-267 (.326). Totals: 266-778 (.342).																		
PLAYOFFS	GP	MIN	FGM	FGA	PCT	FTM	FTA	PCT	OFF	DEF	REB	AST	PF	DQ	STL	BLK	PTS	AVG
2006	3	14	3	8	.375	0	0	---	1	3	4	2	3	0	0	0	6	2.0
2007	5	66	3	13	.231	1	2	.500	0	8	8	2	6	0	0	0	8	1.6
2008	4	122	22	41	.537	9	13	.692	8	18	26	3	11	0	1	0	56	14.0
2009	14	210	31	66	.470	18	24	.750	8	37	45	7	17	0	5	1	97	6.9
TOTALS	26	412	59	128	.461	28	39	.718	17	66	83	14	37	0	6	1	167	6.4
Three-point field goals: 2006, 0-1 (.000); 2007, 1-6 (.167); 2008, 3-14 (.214); 2009, 17-40 (.425). Totals: 21-61 (.344).																		

JOE KOPICKI

Height: 6-9 Weight: 240 Detroit '82 Born Jun. 12, 1960
 Acquired: Signed as a free agent on Oct. 31, 1984 Departed: Waived on Oct. 22, 1985

YEAR	GP	MIN	FGM	FGA	PCT	FTM	FTA	PCT	OFF	DEF	REB	AST	PF	DQ	STL	BLK	PTS	AVG
84-85	42	308	50	95	.526	43	54	.796	29	57	86	29	58	0	13	1	145	3.5
Three-point field goals: 2-3 (.667).																		
PLAYOFFS	GP	MIN	FGM	FGA	PCT	FTM	FTA	PCT	OFF	DEF	REB	AST	PF	DQ	STL	BLK	PTS	AVG
1985	7	32	6	16	.375	9	17	.529	2	11	13	3	5	0	1	1	21	3.0
Three-point field goals: 0-0 (.000).																		

KOSTA KOUFOS

Height: 7-0 Weight: 265 Ohio St. '08 Born Feb. 24, 1989
 Acquired: By trade from Minnesota on Feb. 11, 2011 Departed: Traded to Memphis on June 27, 2013

YEAR	GP	MIN	FGM	FGA	PCT	FTM	FTA	PCT	OFF	DEF	REB	AST	PF	DQ	STL	BLK	PTS	AVG
10-11	11	98	21	42	.500	12	19	.632	15	18	33	0	9	0	2	5	54	4.9
11-12	48	792	115	192	.599	33	55	.600	95	163	258	15	96	1	24	41	263	5.5
12-13	81	1817	295	508	.581	58	104	.558	211	351	562	32	246	4	44	103	648	8.0
TOTALS	140	2707	431	742	.580	103	178	.578	321	532	853	47	351	5	70	149	965	6.9
PLAYOFFS	GP	MIN	FGM	FGA	PCT	FTM	FTA	PCT	OFF	DEF	REB	AST	PF	DQ	STL	BLK	PTS	AVG
2011	1	2	1	1	1.000	0	0	---	0	0	0	0	0	0	0	0	2	2.0
2012	3	26	1	3	.333	0	0	---	4	7	11	0	5	0	0	1	2	0.7
2013	6	100	7	19	.368	5	6	.833	9	12	21	3	13	0	3	4	20	3.3
TOTALS	10	128	9	23	.391	5	6	.833	13	19	32	3	18	0	3	5	24	2.4

ARVID KRAMER

Height: 6-9 Weight: 220 Augustana '79 Born Oct. 2, 1956
 Acquired: Signed to consecutive 10-day contracts on Mar. 2, 1980 Departed: Contract expired at end of '79-80 season

YEAR	GP	MIN	FGM	FGA	PCT	FTM	FTA	PCT	OFF	DEF	REB	AST	PF	DQ	STL	BLK	PTS	AVG
79-80	8	45	7	22	.318	2	2	1.000	6	6	12	3	8	0	0	5	16	2.0
Three-point field goals: 0-0.																		

JOHN KUESTER

Height: 6-2 Weight: 180 North Carolina '77 Born Feb. 6, 1955
 Acquired: Signed as a free agent on Oct. 15, 1978 Departed: Contract expired at end of '78-'79 season

YEAR	GP	MIN	FGM	FGA	PCT	FTM	FTA	PCT	OFF	DEF	REB	AST	PF	DQ	STL	BLK	PTS	AVG
78-79	33	212	16	52	.307	13	14	.929	5	8	13	37	29	0	18	1	45	1.4

RAEF LAFRENTZ

Height: 6-11 Weight: 240 Kansas '98 Born May 29, 1976
 Acquired: Drafted, No. 3 overall, in 1998 Departed: Traded to Dallas on Feb. 21, 2002

YEAR	GP	MIN	FGM	FGA	PCT	FTM	FTA	PCT	OFF	DEF	REB	AST	PF	DQ	STL	BLK	PTS	AVG
98-99	12	387	59	129	.457	36	48	.750	33	58	91	8	38	2	9	17	166	13.8
99-00	81	2435	392	879	.446	162	236	.686	170	471	641	97	292	6	42	180	1006	12.4
00-01	78	2457	387	812	.477	183	262	.698	173	434	607	107	290	9	37	206	1008	12.9
01-02	51	1668	307	659	.466	70	105	.667	117	262	379	60	173	5	31	153	759	14.9
TOTALS	222	6947	1145	2479	.462	451	651	.693	493	791	1718	272	793	22	119	556	2939	13.2
Three-point field goals: '98-99, 12-31 (.387); '99-00, 60-183 (.328); '00-01, 51-139 (.367); '01-02, 75-173 (.434). Totals: 198-526 (.376).																		

TOM LAGARDE

Height: 6-10 Weight: 220 North Carolina '77 Born Feb. 10, 1955
 Acquired: Drafted, No. 9 overall, in 1977 Departed: Traded to Seattle on June 9, 1978

YEAR	GP	MIN	FGM	FGA	PCT	FTM	FTA	PCT	OFF	DEF	REB	AST	PF	DQ	STL	BLK	PTS	AVG
77-78	77	868	96	237	.405	114	150	.760	75	139	214	47	146	1	17	17	306	4.0
PLAYOFFS	GP	MIN	FGM	FGA	PCT	FTM	FTA	PCT	OFF	DEF	REB	AST	PF	DQ	STL	BLK	PTS	AVG
1978	9	77	10	19	.526	5	7	.714	9	9	18	7	12	0	0	2	25	2.8





JEROME LANE

Height: 6-6 Weight: 230 Pittsburgh '88 Born Dec. 4, 1966
 Acquired: Drafted, No. 23 overall, in 1988 Departed: Waived on Nov. 23, 1991

YEAR	GP	MIN	FGM	FGA	PCT	FTM	FTA	PCT	OFF	DEF	REB	AST	PF	DQ	STL	BLK	PTS	AVG
88-89	54	550	109	256	.426	43	112	.384	87	113	200	60	105	1	20	4	261	4.8
89-90	67	956	145	309	.469	44	120	.367	144	217	361	105	189	1	53	17	334	5.0
90-91	62	1383	202	461	.438	58	141	.411	280	298	578	123	192	1	51	14	463	7.5
91-92	9	141	10	40	.250	8	19	.421	22	22	44	13	18	0	2	1	28	3.1
TOTALS	192	3030	466	1066	.437	153	392	.390	533	650	1183	301	504	3	126	36	1086	5.6

Three-point field goals: '88-89, 0-7 (.000); '89-90, 0-5 (.000); '90-91, 1-4 (.250). Totals: 1-16 (.062).

PLAYOFFS	GP	MIN	FGM	FGA	PCT	FTM	FTA	PCT	OFF	DEF	REB	AST	PF	DQ	STL	BLK	PTS	AVG
1989	2	21	2	7	.286	2	2	1.000	1	5	6	2	4	0	0	0	6	3.0
1990	2	14	0	3	.000	1	2	.500	1	1	1	2	4	0	0	0	1	0.5
TOTALS	4	35	2	10	.200	3	4	.750	1	6	7	4	8	0	0	0	7	1.8

Three-point field goals: 1990, 0-1 (.000).

PRIEST LAUDERDALE

Height: 7-4 Weight: 325 Central State (Ohio) '94 Born Aug. 31, 1973
 Acquired: By trade from Atlanta on Sept. 9, 1997 Departed: Contract expired at end of '97-98 season

YEAR	GP	MIN	FGM	FGA	PCT	FTM	FTA	PCT	OFF	DEF	REB	AST	PF	DQ	STL	BLK	PTS	AVG
97-98	39	345	53	127	.417	38	69	.551	27	73	100	21	63	0	7	17	144	3.7

Three-point field goals: 0-0.

JOFFREY LAUERGNE

Height: 6-11 Weight: 220 France '14 Born Sept. 30, 1991
 Acquired: By trade from Memphis on Jun. 27, 2013 Departed: Traded to Oklahoma City on Aug. 30, 2016

YEAR	GP	MIN	FGM	FGA	PCT	FTM	FTA	PCT	OFF	DEF	REB	AST	PF	DQ	STL	BLK	PTS	AVG
14-15	24	268	36	89	.404	18	28	.643	27	50	77	13	43	1	8	10	93	3.9
15-16	59	1041	195	380	.513	62	69	.899	77	213	290	56	115	1	13	15	465	7.9
TOTALS	83	1309	231	469	.493	80	97	.825	104	263	367	69	158	2	21	25	558	6.7

Three-point field goals: '14-15, 3-16 (.88); '15-16, 13-53 (.232). Totals: 16-69 (.232).

TY LAWSON

Height: 5-11 Weight: 195 North Carolina '09 Born Nov. 3, 1987
 Acquired: By trade from Minnesota on draft night 2009 Departed: Traded to Houston on July 20, 2015

YEAR	GP	MIN	FGM	FGA	PCT	FTM	FTA	PCT	OFF	DEF	REB	AST	PF	DQ	STL	BLK	PTS	AVG
09-10	65	1318	201	390	.515	106	140	.757	42	82	124	203	89	0	48	2	542	8.3
10-11	80	2103	346	688	.503	172	225	.764	67	142	209	377	133	1	80	4	933	11.7
11-12	61	2124	374	767	.488	178	216	.824	54	173	227	401	94	0	82	6	999	16.4
12-13	73	2513	448	971	.461	235	311	.756	36	162	198	501	135	0	107	8	1216	16.7
13-14	62	2222	347	806	.431	324	406	.798	40	175	215	543	113	1	100	10	1090	17.6
14-15	75	2665	404	926	.436	265	363	.730	42	192	234	720	128	0	92	9	1143	15.2
TOTALS	416	12945	2120	4548	.466	1280	1661	.771	281	926	1207	2745	692	2	509	39	5923	14.2

Three-point field goals: '09-10, 34-83 (.410); '10-11, 69-171 (.404); '11-12, 73-220 (.365); '12-13, 85-232 (.366); '13-14, 72-202 (.356); '14-15, 70-205 (.341) Totals: 403-1093 (.369).

PLAYOFFS	GP	MIN	FGM	FGA	PCT	FTM	FTA	PCT	OFF	DEF	REB	AST	PF	DQ	STL	BLK	PTS	AVG
2010	6	118	15	35	.429	13	19	.684	4	4	8	16	18	0	6	0	47	7.8
2011	5	167	26	52	.500	21	23	.913	7	10	17	19	9	0	5	1	78	15.6
2012	7	242	56	109	.514	12	19	.632	4	14	18	42	12	0	7	1	133	19.0
2013	6	236	48	109	.440	28	33	.848	5	15	20	48	13	0	10	0	128	21.3
TOTALS	24	763	145	305	.475	74	94	.787	20	43	63	125	52	0	28	2	386	16.1

Three-point field goals: 2010, 4-10 (.400); 2011, 5-11 (.455); 2012, 9-28 (.321); 2013, 4-21 (.191). Totals: 22-70 (.314)

TIM LEGLER

Height: 6-4 Weight: 210 La Salle '88 Born Dec. 26, 1966
 Acquired: Signed first of consecutive 10-day contracts on Dec. 28, 1990 Departed: Released on Jan. 17, 1991

YEAR	GP	MIN	FGM	FGA	PCT	FTM	FTA	PCT	OFF	DEF	REB	AST	PF	DQ	STL	BLK	PTS	AVG
90-91	10	148	25	72	.347	5	6	.833	8	10	18	12	20	0	2	0	58	5.8

Three-point field goals: 3-12 (.250).





VOSHON LENARD

Height: 6-4 Weight: 215 Minnesota '95 Born May 14, 1973
 Acquired: By trade from Miami on Jun. 27, 2000
 Acquired: Signed as a free agent on Sept. 12, 2003
 Departed: Contract expired at end of '01-02 season
 Departed: Traded to Portland on Feb. 23, 2006

YEAR	GP	MIN	FGM	FGA	PCT	FTM	FTA	PCT	OFF	DEF	REB	AST	PF	DQ	STL	BLK	PTS	AVG
00-01	80	2331	336	846	.397	153	192	.797	47	184	231	190	170	1	65	18	972	12.2
01-02	71	1665	315	769	.410	94	120	.783	38	145	183	130	105	0	59	25	813	11.5
03-04	73	2233	394	933	.422	144	182	.791	46	154	200	151	177	1	61	12	1038	14.2
04-05	3	54	10	26	.385	5	8	.625	0	6	6	6	2	0	1	2	29	9.7
05-06	12	238	42	103	.408	5	13	.385	2	26	28	18	21	0	8	2	99	8.3
TOTALS	239	6521	1097	2677	.404	401	515	.676	133	515	648	495	475	2	194	59	2951	11.2

Three-point field goals: '00-01, 147-382 (.385); '01-02, 89-240 (.371); '03-04, 106-289 (.367); '04-05, 4-10 (.400); '05-06, 10-35 (.286). Totals: 356-956 (.372).

PLAYOFFS	GP	MIN	FGM	FGA	PCT	FTM	FTA	PCT	OFF	DEF	REB	AST	PF	DQ	STL	BLK	PTS	AVG
2004	5	161	32	75	.427	10	14	.714	4	9	13	12	13	0	4	0	85	17.0

Three-point field goals: 11-24 (.458).

LAFAYETTE "FAT" LEVER

Height: 6-3 Weight: 175 Arizona State '82 Born Aug. 18, 1960
 Acquired: By trade from Portland on Jun. 7, 1984
 Departed: Traded to Dallas on Jun. 21, 1990

YEAR	GP	MIN	FGM	FGA	PCT	FTM	FTA	PCT	OFF	DEF	REB	AST	PF	DQ	STL	BLK	PTS	AVG
84-85	82	2559	424	985	.430	197	256	.770	147	264	411	613	226	1	202	30	1051	12.8
85-86	78	2616	468	1061	.441	132	182	.725	136	284	420	584	204	3	178	15	1080	13.8
86-87	82	3054	643	1370	.469	244	312	.782	216	513	729	659	219	1	201	34	1552	18.9
87-88	82	3061	643	1360	.473	248	316	.785	203	462	665	639	214	0	223	21	1546	18.9
88-89	71	2745	558	1221	.457	270	344	.785	187	475	662	559	178	1	195	20	1409	19.8
89-90	79	2832	568	1284	.443	271	337	.804	230	504	734	517	172	1	168	13	1443	18.3
TOTALS	474	16867	3304	7281	.454	1362	1747	.780	1119	2502	3621	3566	1213	7	1167	125	8081	17.0

Three-point field goals: '84-85, 6-24 (.250); '85-86, 12-38 (.316); '86-87, 22-92 (.239); '87-88, 12-57 (.211); '88-89, 23-66 (.348); '89-90, 36-87 (.414). Totals: 111-372 (.298).

PLAYOFFS	GP	MIN	FGM	FGA	PCT	FTM	FTA	PCT	OFF	DEF	REB	AST	PF	DQ	STL	BLK	PTS	AVG
1985	11	342	49	122	.402	48	63	.762	23	48	71	93	33	0	26	2	146	13.3
1986	10	347	59	131	.450	17	24	.708	15	33	48	53	33	0	20	2	143	14.3
1987	3	99	19	50	.380	6	9	.667	5	13	18	22	7	0	7	0	46	15.3
1988	7	273	45	98	.459	26	33	.788	16	49	65	49	15	0	13	4	119	17.0
1989	2	58	9	24	.375	2	2	1.000	2	11	13	19	4	0	4	0	22	11.0
1990	3	113	19	51	.373	13	14	.929	11	21	32	21	7	0	8	1	521	7.3
TOTALS	36	1232	200	476	.420	112	145	.772	72	175	247	257	99	0	78	9	528	14.7

Three-point field goals: 1985, 0-2 (.000); 1986, 8-14 (.571); 1987, 2-8 (.250); 1988, 3-7 (.429); 1989, 2-3 (.667); 1990, 1-7 (.143). Totals: 16-41 (.390).

CLIFF LEVINGSTON

Height: 6-8 Weight: 225 Wichita State '82 Born Jan. 4, 1961
 Acquired: Signed as a free agent on Oct. 6, 1994
 Departed: Contract expired at end of '94-95 season

YEAR	GP	MIN	FGM	FGA	PCT	FTM	FTA	PCT	OFF	DEF	REB	AST	PF	DQ	STL	BLK	PTS	AVG
94-95	57	469	55	130	.423	19	45	.422	49	75	124	27	93	0	13	20	129	2.3

Three-point field goals: 0-1 (.000).

PLAYOFFS	GP	MIN	FGM	FGA	PCT	FTM	FTA	PCT	OFF	DEF	REB	AST	PF	DQ	STL	BLK	PTS	AVG
1995	3	35	3	6	.500	1	2	.500	6	3	9	1	4	0	3	2	7	2.3

Three-point field goals: 0-0.

MARCUS LIBERTY

Height: 6-8 Weight: 208 Illinois '91 Born Oct. 27, 1968
 Acquired: Drafted, No. 42 overall, in 1990
 Departed: Traded to Detroit on Nov. 19, 1993

YEAR	GP	MIN	FGM	FGA	PCT	FTM	FTA	PCT	OFF	DEF	REB	AST	PF	DQ	STL	BLK	PTS	AVG
90-91	76	1171	216	513	.421	58	92	.630	117	104	221	64	153	2	48	19	507	6.7
91-92	75	1527	275	621	.443	131	180	.728	144	164	308	58	165	3	66	29	698	9.3
92-93	78	1585	252	620	.406	102	156	.654	131	204	335	105	143	0	64	21	628	8.1
93-94	3	11	4	7	.571	1	2	.500	0	5	5	2	5	0	0	0	9	3.0
TOTALS	232	4294	747	1761	.424	292	430	.679	292	477	869	229	466	5	178	69	1842	7.9

Three-point field goals: '90-91, 17-57 (.298); '91-92, 17-50 (.340); '92-93, 22-59 (.373); '93-94, 0-1 (.000). Totals: 56-167 (.335).

TODD LICHTI

Height: 6-4 Weight: 205 Stanford '89 Born Jan. 8, 1967
 Acquired: Drafted, No. 15 overall, in 1989
 Departed: Traded to Orlando on Aug. 19, 1993

YEAR	GP	MIN	FGM	FGA	PCT	FTM	FTA	PCT	OFF	DEF	REB	AST	PF	DQ	STL	BLK	PTS	AVG
89-90	79	1326	250	514	.486	130	174	.747	49	102	151	116	145	1	55	13	630	8.0
90-91	29	860	166	378	.439	59	69	.855	49	63	112	72	65	1	46	8	405	14.0
91-92	68	1176	173	376	.460	99	118	.839	36	82	118	74	131	0	43	12	446	6.6
92-93	48	752	124	276	.449	81	102	.794	35	67	102	52	60	0	28	11	331	6.9
TOTALS	224	4114	713	1544	.461	369	463	.796	169	314	401	314	301	2	172	44	1812	8.4

Three-point field goals: '89-90, 0-14 (.000); '90-91, 14-47 (.298); '91-92, 1-9 (.111); '92-93, 2-6 (.333). Totals: 17-76 (.223).

PLAYOFFS	GP	MIN	FGM	FGA	PCT	FTM	FTA	PCT	OFF	DEF	REB	AST	PF	DQ	STL	BLK	PTS	AVG
1990	3	70	15	29	.517	14	19	.737	5	13	18	9	6	0	1	0	44	14.7

Three-point field goals: 0-1 (.000).





WILLIE LONG

Height: 6-8 Weight: 225 New Mexico '71 Born Mar. 1, 1950

YEAR	GP	MIN	FGM	FGA	PCT	FTM	FTA	PCT	OFF	DEF	REB	AST	PF	DQ	STL	BLK	PTS	AVG
72-73	56	1050	183	458	.400	138	177	.780	99	191	290	43	147	3	24	4	504	9.0
73-74	82	2058	383	925	.414	270	325	.831	197	269	466	100	244	x	54	13	1036	12.6
TOTALS	138	3108	566	1383	.409	408	502	.813	296	460	756	143	391	3	78	17	1540	11.2

Three-point field goals: '72-73, 0-2 (.000); '73-74, 0-2 (.000). Totals: 0-4 (.000).

PLAYOFFS	GP	MIN	FGM	FGA	PCT	FTM	FTA	PCT	OFF	DEF	REB	AST	PF	DQ	STL	BLK	PTS	AVG
1973	4	53	5	20	.250	5	6	.833	4	5	9	1	13	1	1	0	15	3.8

Three-point field goals: 0-0.

TYLER LYDON

Height: 6-10 Weight: 225 Syracuse '17 Born Apr. 9, 1996

Acquired: By trade from Utah on Jun. 22, 2017 Departed: Contract expired at end of '18-19 season

YEAR	GP	MIN	FGM	FGA	PCT	FTM	FTA	PCT	OFF	DEF	REB	AST	PF	DQ	STL	BLK	PTS	AVG
17-18	1	2	0	0	---	0	0	.000	0	0	0	0	0	0	0	0	0	0.0
18-19	25	94	9	18	.500	1	3	.333	7	11	18	6	10	0	2	0	23	0.9
TOTALS	26	96	9	18	.500	1	3	.333	7	11	18	6	10	0	2	0	23	0.9

Three-point field goals: '17-18, 0-0 (---); '18-19, 4-10 (.400). Totals: 4-10 (.400).

TREY LYLES

Height: 6-10 Weight: 234 Kentucky '15 Born Nov. 5, 1995

Acquired: By trade from Utah on Jun. 22, 2017 Departed: Contract expired at end of '18-19 season

YEAR	GP	MIN	FGM	FGA	PCT	FTM	FTA	PCT	OFF	DEF	REB	AST	PF	DQ	STL	BLK	PTS	AVG
17-18	73	1391	270	550	.491	101	143	.706	55	292	347	91	111	1	30	34	111	9.9
18-19	64	1120	207	495	.418	81	116	.698	44	202	246	87	93	0	30	23	93	8.5
TOTALS	137	2511	477	1045	.456	182	259	.703	99	494	593	178	204	1	60	57	204	9.3

Three-point field goals: '17-18, 83-218 (.381); '18-19, 51-200 (.255). Totals: 134-418 (.321).

PLAYOFFS	GP	MIN	FGM	FGA	PCT	FTM	FTA	PCT	OFF	DEF	REB	AST	PF	DQ	STL	BLK	PTS	AVG
2019	3	8	0	3	.000	0	0	---	1	0	1	2	1	0	0	0	0	0.0

Three-point field goals: 2019, 0-1 (.000). Totals: 0-1 (.000).

R.B. LYNAM

Height: 6-1 Weight: 200 Oklahoma Baptist '66 Born in 1944

YEAR	GP	MIN	FGM	FGA	PCT	FTM	FTA	PCT	OFF	DEF	REB	AST	PF	DQ	STL	BLK	PTS	AVG
67-68	7	39	5	17	.294	7	8	.875	-	-	5	0	10	0	-	-	17	2.4

Three-point field goals: 0-1 (.000).

LONNIE LYNN

Height: 6-7 Weight: 215 Wilberforce '66 Born May 24, 1943

YEAR	GP	MIN	FGM	FGA	PCT	FTM	FTA	PCT	OFF	DEF	REB	AST	PF	DQ	STL	BLK	PTS	AVG
69-70	12	140	20	46	.435	8	12	.667	15	35	50	4	18	0	-	-	48	4.0

Three-point field goals: 0-0.

DON MACLEAN

Height: 6-10 Weight: 235 UCLA '92 Born Jan. 16, 1970

Acquired: By trade from Washington on Oct. 30, 1995 Departed: Contract expired at end of '95-96 season

YEAR	GP	MIN	FGM	FGA	PCT	FTM	FTA	PCT	OFF	DEF	REB	AST	PF	DQ	STL	BLK	PTS	AVG
95-96	56	1107	233	547	.426	145	198	.732	62	143	205	89	105	1	21	5	625	11.2

Three-point field goals: 14-49 (.286).

MARK MACON

Height: 6-5 Weight: 185 Temple '91 Born Apr. 14, 1969

Acquired: Drafted, No. 8 overall, in 1992 Departed: Traded to Detroit on Nov. 19, 1993

YEAR	GP	MIN	FGM	FGA	PCT	FTM	FTA	PCT	OFF	DEF	REB	AST	PF	DQ	STL	BLK	PTS	AVG
91-92	76	2304	333	889	.375	135	185	.730	80	140	220	168	242	4	154	14	805	10.6
92-93	48	1141	158	381	.414	42	60	.700	33	70	103	126	135	2	69	3	358	7.5
93-94	7	126	14	45	.311	8	10	.800	3	4	7	11	17	0	6	1	36	5.1
TOTALS	131	3571	505	1315	.384	185	255	.725	126	214	330	305	394	6	229	18	1199	9.1

Three-point field goals: '91-92, 4-30 (.133); '92-93, 0-6 (.000); '93-94, 0-3 (.000). Totals: 4-39 (.103).

ROY MARBLE

Height: 6-6 Weight: 190 Iowa '89 Born Dec. 13, 1966

Acquired: Signed first of consecutive 10-day contracts on Jan. 21, 1994 Departed: Released on Feb. 11, 1994

YEAR	GP	MIN	FGM	FGA	PCT	FTM	FTA	PCT	OFF	DEF	REB	AST	PF	DQ	STL	BLK	PTS	AVG
93-94	5	32	2	12	.167	0	3	.000	3	5	8	1	1	0	0	2	4	0.8

Three-point field goals: 0-0.





SARUNAS MARCIULIONIS

Height: 6-5 Weight: 215 Lithuania Born Jun. 13, 1964
 Acquired: By trade from Sacramento on Jun. 13, 1996 Departed: Contract expired at end of '96-97 season

YEAR	GP	MIN	FGM	FGA	PCT	FTM	FTA	PCT	OFF	DEF	REB	AST	PF	DQ	STL	BLK	PTS	AVG
96-97	17	255	38	101	.376	29	36	.806	12	18	30	25	38	0	12	1	116	6.8

Three-point field goals: 11-30 (.367).

KENYON MARTIN

Height: 6-9 Weight: 240 Cincinnati '00 Born Dec. 30, 1977
 Acquired: By trade from New Jersey on July 15, 2004 Departed: Contract expired at end of '10-11 season

YEAR	GP	MIN	FGM	FGA	PCT	FTM	FTA	PCT	OFF	DEF	REB	AST	PF	DQ	STL	BLK	PTS	AVG
04-05	70	2275	444	907	.490	199	308	.646	146	365	511	170	228	4	100	78	1087	15.5
05-06	56	1545	297	600	.495	121	170	.712	93	260	353	79	171	1	43	52	720	12.9
06-07	2	62	8	16	.500	3	12	.250	6	14	20	1	10	0	0	0	19	9.5
07-08	71	2158	376	699	.538	123	212	.580	105	356	461	90	235	3	88	85	877	12.4
08-09	66	2110	318	648	.491	119	197	.604	81	314	395	132	201	1	96	74	769	11.7
09-10	58	1986	283	620	.456	93	167	.557	142	404	546	109	186	2	72	61	667	11.5
10-11	48	1233	185	362	.511	42	72	.583	67	230	297	109	136	2	43	35	414	8.6

TOTALS 367 11369 1911 3852 .496 700 1138 .615 640 1943 2583 690 1167 13 442 385 4553 12.4
 Three-point field goals: '04-05, 0-12 (.000); '05-06, 5-22 (.227); '06-07, 0-1 (.000); '07-08, 2-11 (.182); '08-09, 14-38 (.368); '09-10, 8-29 (.276); '10-11, 2-9 (.222).
 Totals: 31-122 (.254).

PLAYOFFS	GP	MIN	FGM	FGA	PCT	FTM	FTA	PCT	OFF	DEF	REB	AST	PF	DQ	STL	BLK	PTS	AVG	
2005	5	163	27	58	.466	8	13	.615	7	21	28	6	22	1	5	5	62	12.4	
2006	2	34	4	13	.308	1	2	.500	6	3	9	1	5	0	4	2	9	4.5	
2007	-----DNP - KNEE INJURY-----																		
2008	4	118	15	34	.441	5	8	.625	13	12	25	5	20	2	4	2	35	8.8	
2009	16	538	75	151	.497	23	35	.657	24	70	94	34	60	3	18	14	174	10.9	
2010	6	204	24	50	.480	12	19	.632	14	36	50	8	27	0	9	7	60	10.0	
2011	5	148	24	50	.480	11	18	.611	6	33	39	8	18	0	2	2	59	11.8	

TOTALS 38 1205 169 356 .478 60 95 .632 70 175 245 62 152 6 42 32 399 10.5
 Three-point field goals: 2005, 0-1 (.000); 2006, 0-0; 2008, 0-0; 2009, 1-5 (.200); 2010, 0-1 (.000); 2011, 0-0. Totals: 1-7 (.143).

MAURICE "MO" MARTIN

Height: 6-6 Weight: 200 St. Joseph's (Pa) '86 Born Jul. 2, 1964
 Acquired: Drafted, No. 16 overall, in 1986 Departed: Contract expired at end of '88-89 season

YEAR	GP	MIN	FGM	FGA	PCT	FTM	FTA	PCT	OFF	DEF	REB	AST	PF	DQ	STL	BLK	PTS	AVG	
86-87	43	286	51	135	.378	42	66	.636	12	29	41	35	48	0	13	6	147	3.4	
87-88	26	136	23	61	.377	10	21	.476	13	11	24	14	21	0	6	3	57	2.2	
88-89	-----DNP - KNEE INJURY-----																		

TOTALS 69 422 74 196 .377 52 87 .598 25 40 65 49 69 0 19 9 204 2.9
 Three-point field goals: '86-87, 3-15 (.200); '87-88, 1-4 (.250). Totals: 4-19 (.211).

PLAYOFFS	GP	MIN	FGM	FGA	PCT	FTM	FTA	PCT	OFF	DEF	REB	AST	PF	DQ	STL	BLK	PTS	AVG	
1987	3	54	12	29	.414	7	12	.583	4	5	9	10	12	0	0	1	31	10.3	
1988	3	9	1	5	.200	5	6	.833	0	1	1	0	1	0	0	1	7	2.3	
1989	-----DNP - KNEE INJURY-----																		

TOTALS 6 63 13 34 .382 12 18 .667 4 6 10 10 13 0 0 2 38 6.3
 Three-point field goals: 1987, 0-1 (.000); 1988, 0-1 (.000). Totals: 0-2 (.000).

ANTHONY MASON

Height: 6-7 Weight: 250 Tennessee State '88 Born Dec. 14, 1966
 Acquired: Signed 10-day contract on Dec. 28, 1990 Departed: Released on Jan. 8, 1991

YEAR	GP	MIN	FGM	FGA	PCT	FTM	FTA	PCT	OFF	DEF	REB	AST	PF	DQ	STL	BLK	PTS	AVG
90-91	3	21	2	4	.500	6	8	.750	3	2	5	0	6	0	1	0	10	3.3

Three-point field goals: 0-0.

KELLY McCARTY

Height: 6-7 Weight: 200 Southern Mississippi '98 Born Aug. 24, 1975
 Acquired: Signed as a free agent on Jan. 22, 1999 Departed: Contract expired at end of '98-99 season

YEAR	GP	MIN	FGM	FGA	PCT	FTM	FTA	PCT	OFF	DEF	REB	AST	PF	DQ	STL	BLK	PTS	AVG
98-99	2	4	2	3	.667	0	0	---	2	1	3	0	0	0	0	0	4	2.0

Three-point field goals: 0-0.

TED McCLAIN

Height: 6-2 Weight: 190 Tennessee State '71 Born Aug. 30, 1947
 Acquired: By trade from N.Y. Nets on Sept. 15, 1976 Departed: Contract expired at end of '76-77 season

YEAR	GP	MIN	FGM	FGA	PCT	FTM	FTA	PCT	OFF	DEF	REB	AST	PF	DQ	STL	BLK	PTS	AVG
76-77	72	2002	245	551	.445	99	133	.744	52	177	229	324	255	9	106	13	589	8.2
PLAYOFFS	GP	MIN	FGM	FGA	PCT	FTM	FTA	PCT	OFF	DEF	REB	AST	PF	DQ	STL	BLK	PTS	AVG
1977	6	170	19	46	.413	6	8	.750	5	9	14	27	12	0	10	1	44	7.3

DAN McCLINTOCK

Height: 7-0 Weight: 270 Northern Arizona '00 Born Apr. 19, 1977
 Acquired: Signed from ABA 2000 on Apr. 4, 2001 Departed: Contract expired at end of '00-01 season

YEAR	GP	MIN	FGM	FGA	PCT	FTM	FTA	PCT	OFF	DEF	REB	AST	PF	DQ	STL	BLK	PTS	AVG
00-01	6	58	9	18	.500	0	5	.000	10	7	17	1	11	1	0	2	18	3.0

Three-point field goals: 0-0.





GEORGE McCLOUD

Height: 6-8 Weight: 230 Florida State '89 Born May 27, 1967
 Acquired: Signed as a free agent on Aug. 4, 1999 Departed: Traded to Washington on Oct. 24, 2002

YEAR	GP	MIN	FGM	FGA	PCT	FTM	FTA	PCT	OFF	DEF	REB	AST	PF	DQ	STL	BLK	PTS	AVG
99-00	78	2118	266	638	.417	148	181	.818	72	213	285	246	180	2	48	26	787	10.1
00-01	76	2007	250	655	.382	152	181	.840	55	169	224	279	165	1	53	27	729	9.6
01-02	69	1830	206	576	.358	132	163	.810	67	184	251	204	175	3	58	19	604	8.8
TOTALS	223	5955	722	1869	.386	432	525	.823	194	566	760	729	520	6	159	72	2120	9.5

Three-point field goals: '99-00, 107-283 (.378); '00-01, 77-234 (.329); '01-02, 60-222 (.270). Totals: 244-739 (.330).

JELANI McCOY

Height: 6-10 Weight: 245 UCLA Born Dec. 8, 1977
 Acquired: Signed as a free agent on Oct. 1, 2007 Departed: Waived on Oct. 23, 2007
 Re-acquired: Signed as a free agent on Nov. 29, 2007 Departed: Waived on Dec. 19, 2007
 Re-acquired: Signed as a free agent on Dec. 21, 2007 Departed: Waived on Dec. 27, 2007

YEAR	GP	MIN	FGM	FGA	PCT	FTM	FTA	PCT	OFF	DEF	REB	AST	PF	DQ	STL	BLK	PTS	AVG
07-08	6	33	1	1	1.000	1	2	.500	1	6	7	0	7	0	0	5	3	0.5

Three-point field goals: 0-0.

ANTONIO McDYESS

Height: 6-9 Weight: 245 Alabama '97 Born Sept. 7, 1974
 Acquired: By trade from the L.A. Clippers on Jun. 28, 1995 Departed: Traded to Phoenix on Oct. 1, 1997
 Re-acquired: Signed as a free agent on Jan. 22, 1999 Departed: Traded to New York on Jun. 26, 2002
 Re-acquired: By trade from Detroit on Nov. 3, 2008 Departed: Waived on Nov. 10, 2008

YEAR	GP	MIN	FGM	FGA	PCT	FTM	FTA	PCT	OFF	DEF	REB	AST	PF	DQ	STL	BLK	PTS	AVG
95-96	76	2280	427	881	.485	166	243	.683	229	343	572	75	250	4	54	114	1020	13.4
96-97	74	2565	536	1157	.463	274	387	.708	155	382	537	106	276	9	62	126	1352	18.3
98-99	50	1937	415	882	.471	230	338	.680	188	369	537	82	175	5	73	115	1061	21.2
99-00	81	2698	614	1211	.507	323	516	.626	234	451	685	159	316	12	69	139	1551	19.1
00-01	70	2555	577	1165	.495	304	434	.700	240	605	845	146	220	2	43	102	1458	20.8
01-02	10	236	43	75	.573	27	33	.818	18	37	55	18	20	0	10	8	113	11.3
08-09	-----INACTIVE-----																	
TOTALS	361	12271	2612	5371	.486	1324	1951	.679	1044	2187	3231	586	1257	32	311	604	6555	18.2

Three-point field goals: '95-96, 0-4 (.000); '96-97, 6-35 (.171); '98-99, 1-9 (.111); '99-00, 0-2 (.000); '00-01, 0-0; '01-02, 0-0. Totals: 7-50 (.140).

PAT McFARLAND

Height: 6-5 Weight: 185 St. Joseph's (Pa) '73 Born Dec. 7, 1951
 Acquired: Drafted in the fourth round in 1973 Departed: Traded to San Diego on Aug. 1, 1975

YEAR	GP	MIN	FGM	FGA	PCT	FTM	FTA	PCT	OFF	DEF	REB	AST	PF	DQ	STL	BLK	PTS	AVG
73-74	67	757	159	359	.443	35	52	.673	60	74	134	64	69	x	23	6	361	5.4
74-75	70	945	200	424	.472	52	66	.787	37	83	120	116	60	x	47	5	454	6.5
TOTALS	137	1702	359	783	.458	87	118	.737	97	157	254	180	129	x	70	11	815	5.9

Three-point field goals: '73-74, 8-24 (.250); '74-75, 2-16 (.125). Totals: 10-40 (.250).

PLAYOFFS	GP	MIN	FGM	FGA	PCT	FTM	FTA	PCT	OFF	DEF	REB	AST	PF	DQ	STL	BLK	PTS	AVG
1975	5	30	2	8	.250	2	2	1.000	1	2	3	2	3	x	0	0	6	1.2

Three-point field goals: 0-2 (.000).

JAVALE McGEE

Height: 7-0 Weight: 270 Nevada '08 Born Jan. 19, 1988
 Acquired: By trade from Washington on Mar. 15, 2012 Departed: Traded to Philadelphia on Feb. 19, 2015
 Re-acquired: By trade from Cleveland on Mar. 25, 2021 Departed: Contract expired on Aug. 16, 2021

YEAR	GP	MIN	FGM	FGA	PCT	FTM	FTA	PCT	OFF	DEF	REB	AST	PF	DQ	STL	BLK	PTS	AVG
11-12	20	411	93	152	.612	19	51	.373	36	79	115	6	48	0	10	31	205	10.3
12-13	79	1433	303	527	.575	110	186	.591	158	223	381	24	184	1	30	157	717	9.1
13-14	5	79	17	38	.447	1	1	1.000	10	7	17	2	16	0	1	7	35	7.0
14-15	17	195	34	61	.557	20	29	.690	14	34	48	1	28	0	2	19	88	5.2
20-21	13	175	32	67	.478	8	12	.667	23	46	69	6	41	1	3	14	72	5.5
TOTALS	134	2293	479	845	.567	158	279	.566	241	389	630	39	317	2	46	228	1117	8.3

Three-point field goals: '11-12, 0-0; '12-13, 1-1 (1.000); '13-14, 0-0; '14-15, 0-0; '20-21, 0-4 (.000). Totals: 1-5 (.200).

PLAYOFFS	GP	MIN	FGM	FGA	PCT	FTM	FTA	PCT	OFF	DEF	REB	AST	PF	DQ	STL	BLK	PTS	AVG
2012	7	181	23	53	.434	14	26	.538	23	44	67	5	21	0	5	22	60	8.6
2013	6	112	18	31	.581	7	18	.389	17	14	31	0	17	0	4	6	43	7.2
2021	4	34	3	10	.300	2	6	.333	3	9	12	3	4	0	1	5	8	2.0
TOTALS	17	327	44	94	.468	23	50	.460	43	67	110	8	42	0	10	33	111	6.5

Three-point field goals: 2012, 0-0; 2013, 0-0; 2021, 0-2 (.000). Totals: 0-2 (.000).





BILL MCGILL

Height: 6-9 Weight: 225 Utah '62 Born Sept. 16, 1939
 Departed: Sold to Los Angeles on Sept. 9, 1969

YEAR	GP	MIN	FGM	FGA	PCT	FTM	FTA	PCT	OFF	DEF	REB	AST	PF	DQ	STL	BLK	PTS	AVG
68-69	78	1760	411	745	.552	180	264	.682	145	315	460	102	289	13	-	-	1002	12.8
Three-point field goals: 0-0.																		
PLAYOFFS	GP	MIN	FGM	FGA	PCT	FTM	FTA	PCT	OFF	DEF	REB	AST	PF	DQ	STL	BLK	PTS	AVG
1969	7	96	19	39	.485	9	10	.900	14	9	23	6	26	2	-	-	47	6.7
Three-point field goals: 0-0.																		

GEORGE MCGINNIS

Height: 6-8 Weight: 235 Indiana '73 Born Aug. 12, 1950
 Acquired: By trade from Philadelphia on Aug. 16, 1978 Departed: Traded to Indiana on Feb. 1, 1980

YEAR	GP	MIN	FGM	FGA	PCT	FTM	FTA	PCT	OFF	DEF	REB	AST	PF	DQ	STL	BLK	PTS	AVG
78-79	76	2552	603	1273	.474	509	765	.665	256	608	864	283	321	16	129	52	1715	22.6
79-80	45	1424	268	584	.459	166	307	.541	134	328	462	221	187	8	69	17	703	15.6
TOTALS	121	3976	871	1857	.469	675	1072	.630	390	936	1326	504	508	24	198	69	2418	20.0
Three-point field goals: '79-80, 1-7 (.143).																		

JEFF MCINNIS

Height: 6-4 Weight: 190 North Carolina '97 Born October 22, 1974
 Acquired: Drafted, No. 37 overall, in 1996 Departed: Waived on Dec. 12, 1996

YEAR	GP	MIN	FGM	FGA	PCT	FTM	FTA	PCT	OFF	DEF	REB	AST	PF	DQ	STL	BLK	PTS	AVG
96-97	13	117	23	49	.469	7	10	.700	2	4	6	18	16	0	2	1	65	5.0
Three-point field goals: 12-26 (.462).																		

BILLY MCKINNEY

Height: 6-0 Weight: 160 Northwestern '77 Born June 5, 1955
 Acquired: By trade from Utah on Dec. 22, 1980 Departed: Traded to San Diego on Oct. 4, 1983

YEAR	GP	MIN	FGM	FGA	PCT	FTM	FTA	PCT	OFF	DEF	REB	AST	PF	DQ	STL	BLK	PTS	AVG
80-81	49	1134	203	412	.493	118	140	.843	24	86	110	203	124	0	61	7	525	10.7
81-82	81	1963	369	699	.528	137	170	.806	29	113	142	338	186	0	69	16	875	10.8
82-83	68	1559	266	546	.487	136	167	.814	21	100	121	288	142	0	39	5	668	9.8
TOTALS	198	4656	838	1657	.506	391	477	.820	74	299	373	829	452	0	169	28	2068	10.4
Three-point field goals: '80-81, 0-7 (.000); '81-82, 0-17 (.000); '82-83, 0-7 (.000). Totals: 0-31 (.000).																		
PLAYOFFS	GP	MIN	FGM	FGA	PCT	FTM	FTA	PCT	OFF	DEF	REB	AST	PF	DQ	STL	BLK	PTS	AVG
1982	3	91	16	27	.593	10	12	.833	2	4	6	10	9	0	3	0	42	14.0
1983	8	113	26	46	.565	10	18	.556	5	8	13	18	15	0	2	0	62	7.8
TOTALS	11	204	42	73	.575	20	30	.667	7	12	19	28	24	0	5	0	104	9.4
Three-point field goals: 1982, 0-1 (.000).																		

JORDAN MCRAE

Height: 6-5 Weight: 179 Tennessee '14 Born Mar. 28, 1991
 Acquired: By trade from Washington on Feb. 6, 2020 Departed: Waived on Mar. 2, 2020

YEAR	GP	MIN	FGM	FGA	PCT	FTM	FTA	PCT	OFF	DEF	REB	AST	PF	DQ	STL	BLK	PTS	AVG
19-20	4	32	2	6	.333	3	4	.750	1	4	5	4	2	0	2	1	9	2.3
Three-point field goals: '19-20, 2-4 (.500).																		

DARNELL MEE

Height: 6-5 Weight: 177 Western Kentucky '93 Born Feb. 11, 1971
 Acquired: By trade from Golden State on Jun. 30, 1993 Departed: Waived on Feb. 1, 1994

YEAR	GP	MIN	FGM	FGA	PCT	FTM	FTA	PCT	OFF	DEF	REB	AST	PF	DQ	STL	BLK	PTS	AVG
93-94	38	285	28	88	.318	12	27	.444	17	18	35	16	34	0	15	13	73	1.9
94-95	2	8	1	5	.200	0	0	---	0	1	1	2	0	0	1	0	3	1.5
TOTALS	40	293	29	93	.312	12	27	.444	17	19	36	18	34	0	16	13	76	1.9
Three-point field goals: '93-94, 5-24 (.208); '94-95, 1-3 (.133). Totals: 6-27 (.222).																		
PLAYOFFS	GP	MIN	FGM	FGA	PCT	FTM	FTA	PCT	OFF	DEF	REB	AST	PF	DQ	STL	BLK	PTS	AVG
1994	3	30	3	6	.500	0	0	---	0	2	2	2	4	0	3	0	7	2.3
Three-point field goals: 1-4 (.250).																		

RON MERCER

Height: 6-7 Weight: 210 Kentucky '99 Born May 18, 1976
 Acquired: By trade from Boston on Aug. 3, 1999 Departed: Traded to Orlando on Feb. 1, 2000

YEAR	GP	MIN	FGM	FGA	PCT	FTM	FTA	PCT	OFF	DEF	REB	AST	PF	DQ	STL	BLK	PTS	AVG
99-00	37	1408	272	612	.444	119	151	.788	29	123	152	104	75	0	33	15	678	18.3
Three-point field goals: 15-39 (.385).																		





LOREN MEYER

Height: 6-10 Weight: 260 Iowa State '95 Born Dec. 30, 1972
 Acquired: Signed as a free agent on Jan. 23, 1999 Departed: Contract expired at end of '98-99 season

YEAR	GP	MIN	FGM	FGA	PCT	FTM	FTA	PCT	OFF	DEF	REB	AST	PF	DQ	STL	BLK	PTS	AVG
98-99	14	70	7	28	.250	1	2	.500	4	12	16	1	22	0	0	3	16	1.1

Three-point field goals: 1-5 (.200).

ANDRE MILLER

Height: 6-2 Weight: 200 Utah '99 Born Mar. 19, 1976
 Acquired: Signed as a free agent on Aug. 1, 2003 Departed: Traded to Philadelphia on Dec. 19, 2006
 Acquired: by trade from Portland in a three-team draft night trade on Jun. 23, 2011 Departed: Traded to Washington on Feb. 20, 2014

YEAR	GP	MIN	FGM	FGA	PCT	FTM	FTA	PCT	OFF	DEF	REB	AST	PF	DQ	STL	BLK	PTS	AVG
03-04	82	2838	430	941	.457	342	411	.832	127	239	366	501	194	2	142	25	1214	14.8
04-05	82	2852	427	895	.477	253	302	.838	100	238	338	569	204	1	121	8	1113	13.6
05-06	82	2937	404	872	.463	313	424	.738	92	259	351	674	213	1	106	18	1126	13.7
06-07	23	822	117	248	.472	62	85	.729	25	79	104	209	58	1	37	4	300	13.0
11-12	66	1809	242	552	.438	137	169	.811	53	168	221	441	133	0	63	9	639	9.7
12-13	82	2151	303	632	.479	163	194	.840	60	178	238	484	171	0	73	11	786	9.6
13-14	30	570	66	144	.458	35	47	.745	16	57	73	100	32	0	15	7	176	5.9

TOTALS 447 13979 1989 4284 464 1305 1632 .800 473 1218 1691 2978 993 5 557 82 5354 12.0
 Three-point field goals: '03-04, 12-65 (.185); '04-05, 6-39 (.154); '05-06, 5-27 (.185); '06-07, 4-16 (.250); '11-12, 18-83 (.217); '12-13, 17-64 (.266); '13-14, 9-18 (.500). Totals: 71-312 (.228).

PLAYOFFS	GP	MIN	FGM	FGA	PCT	FTM	FTA	PCT	OFF	DEF	REB	AST	PF	DQ	STL	BLK	PTS	AVG
2004	5	174	34	72	.472	9	11	.818	15	8	23	16	16	1	8	0	77	15.4
2005	5	184	28	66	.424	23	32	.719	9	17	26	26	22	2	10	1	81	16.2
2006	5	182	34	77	.442	14	17	.824	8	14	22	36	12	0	5	1	82	16.4
2012	7	200	31	73	.425	13	15	.867	14	25	39	42	19	0	9	1	79	11.3
2013	6	154	29	69	.420	21	27	.778	11	9	20	23	8	0	2	0	84	14.0

TOTALS 28 894 156 357 .437 80 102 .784 57 73 130 143 77 3 34 3 403 14.4
 Three-point field goals: 2004, 0-2 (.000); 2005, 2-4 (.500); 2006, 0-0; 2012, 4-7 (.571); 2013, 5-11 (.455). Totals: 11-24 (.458).

MIKE MILLER

Height: 6-8 Weight: 218 Florida '00 Born Feb. 19, 1980
 Acquired: Signed as a free agent on Sep. 30, 2015 Departed: Waived on Jul. 11, 2017

YEAR	GP	MIN	FGM	FGA	PCT	FTM	FTA	PCT	OFF	DEF	REB	AST	PF	DQ	STL	BLK	PTS	AVG
15-16	47	373	22	62	.355	0	0	.000	6	47	53	40	53	0	13	4	63	1.3
16-17	20	151	9	23	.391	2	2	1.000	2	36	38	22	9	0	2	0	28	1.4

TOTALS 67 524 31 85 .365 2 2 1.000 8 83 91 62 62 0 15 4 91 1.4
 Three-point field goals: '15-16, 19-52 (.365); '16-17, 8-20 (.400); Totals: 27-72 (.375).

TERRY MILLS

Height: 6-10 Weight: 250 Michigan '90 Born Dec. 21, 1967
 Acquired: By trade from Milwaukee on Aug. 1, 1990 Departed: Traded to New Jersey on Jan. 23, 1991

YEAR	GP	MIN	FGM	FGA	PCT	FTM	FTA	PCT	OFF	DEF	REB	AST	PF	DQ	STL	BLK	PTS	AVG
90-91	17	279	56	120	.467	16	22	.727	31	57	88	16	44	0	16	9	128	7.5

Three-point field goals: 0-2 (.000).

PAUL MILLSAP

Height: 6-8 Weight: 246 Louisiana Tech '06 Born Feb. 10, 1985
 Acquired: Signed as a free agent on Jul. 13, 2017 Departed: Contract expired on Aug. 3, 2021

YEAR	GP	MIN	FGM	FGA	PCT	FTM	FTA	PCT	OFF	DEF	REB	AST	PF	DQ	STL	BLK	PTS	AVG
17-18	38	1143	202	435	.464	112	161	.696	65	180	245	105	99	1	39	44	555	14.6
18-19	70	1895	322	665	.484	181	249	.727	153	352	505	141	183	0	83	54	883	12.6
19-20	51	1240	211	438	.482	115	141	.816	98	195	293	83	150	0	44	30	591	11.6
20-21	56	1162	191	401	.476	71	98	.724	76	186	262	98	111	1	51	36	502	9.0

TOTALS 215 5440 926 1939 478 479 649 .738 392 913 1305 427 543 2 217 164 2531 11.8
 Three-point field goals: '17-18, 39-113 (.345); '18-19, 58-159 (.365); '19-20, 54-124 (.435); '20-21, 49-143 (.343). Totals: 200-539 (.371).

PLAYOFFS	GP	MIN	FGM	FGA	PCT	FTM	FTA	PCT	OFF	DEF	REB	AST	PF	DQ	STL	BLK	PTS	AVG
2019	14	469	73	157	.465	47	61	.770	24	70	94	11	48	1	12	15	205	14.6
2020	19	459	47	118	.398	43	54	.796	26	63	89	23	49	0	12	9	152	8.0
2021	9	109	22	50	.440	8	13	.615	9	26	35	15	14	0	3	6	58	6.4

TOTALS 42 1037 142 325 .437 98 128 .766 59 159 218 49 111 1 27 30 415 9.9
 Three-point field goals: 2019, 12-38 (.316); 2020, 15-44 (.341); 2021, 6-23 (.261). Totals: 33-105 (.314).

STEVE MIX

Height: 6-7 Weight: 215 Toledo '69 Born Dec. 30, 1947

YEAR	GP	MIN	FGM	FGA	PCT	FTM	FTA	PCT	OFF	DEF	REB	AST	PF	DQ	STL	BLK	PTS	AVG
71-72	1	4	1	1	1.000	0	0	---	1	0	1	0	1	0	-	-	2	2.0

Three-point field goals: 0-0.





ANDRE MOORE

Height: 6-9 Weight: 215 Loyola (Chicago) '87 Born Jul. 2, 1964
 Acquired: Drafted, No. 31 overall, in 1987 Departed: Waived on Dec. 2, 1987

YEAR	GP	MIN	FGM	FGA	PCT	FTM	FTA	PCT	OFF	DEF	REB	AST	PF	DQ	STL	BLK	PTS	AVG
87-88	7	34	7	24	.292	6	6	1.000	5	7	12	5	4	0	2	1	20	2.9

Three-point field goals: 0-0.

RICHIE MOORE

Height: 6-2 Weight: 190 Hiram Scott '67 Born in 1945

YEAR	GP	MIN	FGM	FGA	PCT	FTM	FTA	PCT	OFF	DEF	REB	AST	PF	DQ	STL	BLK	PTS	AVG
67-68	18	211	24	71	.338	21	28	.750	-	-	19	8	16	0	-	-	69	3.8

Three-point field goals: 0-2 (.000).

MONTE MORRIS

Height: 6-3 Weight: 175 Iowa State '17 Born Jun. 27, 1995
 Acquired: Drafted in the second round (51st overall) in 2017 Departed: Via trade to Washington on July 6, 2022

YEAR	GP	MIN	FGM	FGA	PCT	FTM	FTA	PCT	OFF	DEF	REB	AST	PF	DQ	STL	BLK	PTS	AVG
17-18	3	25	4	6	.667	2	2	1.000	0	2	2	7	1	0	3	0	10	3.3
18-19	82	1970	346	702	.493	65	81	.802	35	159	194	297	102	0	73	4	851	10.4
19-20	73	1636	260	566	.459	75	89	.517	24	113	137	255	73	0	55	17	660	9.0
20-21	47	1196	186	387	.481	58	73	.795	11	85	96	150	48	0	34	13	481	10.2
21-22	75	2239	374	773	.484	73	84	.869	27	199	226	333	92	0	56	14	945	12.6

TOTALS 280 7066 1170 2434 .481 273 329 .830 97 558 655 1042 316 0 221 48 2947 10.5
 Three-point field goals: '17-18, 0-1 (.000); '18-19, 94-227 (.414); '19-20, 65-172 (.378); '20-21, 51-134 (.381); '21-22, 124-314 (.395). **Totals: 334-848 (.394).**

PLAYOFFS	GP	MIN	FGM	FGA	PCT	FTM	FTA	PCT	OFF	DEF	REB	AST	PF	DQ	STL	BLK	PTS	AVG
2019	14	224	33	86	.384	9	13	.692	3	16	19	36	15	0	5	1	75	5.4
2020	19	406	66	133	.496	28	34	.824	4	25	29	52	20	0	12	2	172	9.1
2021	10	286	50	116	.431	21	29	.724	7	17	24	55	12	0	10	2	137	13.7
2022	5	156	25	51	.490	9	12	.750	1	10	11	27	14	0	6	0	70	14.0

TOTALS 48 1072 174 386 .451 67 88 .761 15 68 83 170 61 0 33 5 454 9.5
 Three-point field goals: 2019, 0-13 (.000); 2020, 12-40 (.300); 2021, 16-40 (.400); 2022, 11-26 (.423). **Totals: 39-119 (.328).**

JOHN MORRISON

Height: 6-2 Weight: 190 Canisius '67 Born May 2, 1945

YEAR	GP	MIN	FGM	FGA	PCT	FTM	FTA	PCT	OFF	DEF	REB	AST	PF	DQ	STL	BLK	PTS	AVG
67-68	9	76	10	34	.394	6	9	.667	-	-	9	7	15	0	-	-	27	3.0

Three-point field goals: 1-6 (.167).

TIMOFEY MOZGOV

Height: 7-1 Weight: 227.5 Russia Born Jul. 16, 1986
 Acquired: By trade from New York on Feb. 22, 2011 Departed: Traded to Cleveland on Jan. 7, 2015

YEAR	GP	MIN	FGM	FGA	PCT	FTM	FTA	PCT	OFF	DEF	REB	AST	PF	DQ	STL	BLK	PTS	AVG
10-11	11	66	11	21	.524	6	8	.750	5	12	17	0	8	0	1	2	28	2.5
11-12	44	687	100	190	.526	39	57	.684	53	126	179	22	86	0	15	42	239	5.4
12-13	41	366	44	87	.506	20	26	.769	50	57	107	9	57	1	6	18	108	2.6
13-14	82	1770	285	545	.523	196	260	.754	171	357	528	62	213	3	27	100	770	9.4
14-15	35	897	117	232	.504	63	86	.733	91	181	272	16	114	2	15	41	299	8.5

TOTALS 213 3786 557 1075 .518 324 437 .741 370 733 1103 109 478 6 64 203 1444 6.8
 Three-point field goals: '10-11, 0-0 (---); '85-86, 2-6 (.333); '86-87, 0-0; '87-88, 0-1 (.000); '88-89, 0-1 (.000). **Totals: 6-32 (.188).**

PLAYOFFS	GP	MIN	FGM	FGA	PCT	FTM	FTA	PCT	OFF	DEF	REB	AST	PF	DQ	STL	BLK	PTS	AVG
2012	7	99	12	25	.480	4	8	.500	10	13	23	3	16	0	2	6	28	4.0

Three-point field goals: 2012, 0-0 (---).

EMMANUEL MUDIAY

Height: 6-5 Weight: 200 Grace Preparatory Academy Born Mar. 5, 1996
 Acquired: Drafted, No. 7 overall, in 2015 Departed: Traded to New York on Feb. 8, 2018

YEAR	GP	MIN	FGM	FGA	PCT	FTM	FTA	PCT	OFF	DEF	REB	AST	PF	DQ	STL	BLK	PTS	AVG
15-16	68	2068	329	905	.364	140	209	.670	32	200	232	372	141	1	65	35	872	12.8
16-17	55	1406	208	551	.377	131	167	.784	29	149	178	217	95	0	41	13	603	11.0
17-18	42	752	129	322	.401	63	78	.808	16	78	94	121	47	0	21	4	359	8.5

TOTALS 165 4226 666 1778 .375 334 454 .736 77 427 504 710 283 1 127 52 1834 11.1
 Three-point field goals: '15-16, 74-232 (.319); '16-17, 56-178 (.315); '17-18, 47-148 (.318). **Totals: 168-512 (.328).**





ERIC MURDOCK

Height: 6-1 Weight: 200 Providence '91 Born Jun. 14, 1968
 Acquired: Signed as a free agent on Sept. 25, 1996 Departed: Waived on Nov. 26, 1996

YEAR	GP	MIN	FGM	FGA	PCT	FTM	FTA	PCT	OFF	DEF	REB	AST	PF	DQ	STL	BLK	PTS	AVG
96-97	12	114	15	33	.455	11	12	.917	1	10	11	24	9	0	9	2	45	3.8

Three-point field goals: 4-10 (.400).

JAMAL MURRAY

Height: 6-4 Weight: 207 Kentucky '16 Born Feb. 23, 1997
 Acquired: Drafted in the first round (seventh overall) in 2016 Departed: Currently on the team

YEAR	GP	MIN	FGM	FGA	PCT	FTM	FTA	PCT	OFF	DEF	REB	AST	PF	DQ	STL	BLK	PTS	AVG
16-17	82	1764	295	730	.404	106	120	.883	41	173	214	170	124	0	51	24	811	9.9
17-18	81	2565	479	1062	.451	229	253	.905	82	215	297	274	173	2	79	28	1352	16.7
18-19	75	2447	513	1173	.437	189	223	.848	65	252	317	363	153	0	67	27	1367	18.2
19-20	59	1904	408	894	.456	163	185	.881	45	191	236	284	102	0	67	17	1091	18.5
20-21	48	1704	378	792	.477	133	153	.869	37	157	194	231	95	1	64	13	1018	21.2
TOTALS	345	10384	2073	4651	.446	820	934	.878	270	988	1258	1322	647	3	328	109	5639	16.3

Three-point field goals: '16-17, 115-344 (.334); '17-18, 165-436 (.378); '18-19, 152-414 (.367); '19-20, 112-324 (.346); '20-21, 129-316 (.408). **Totals: 673-1834 (.367).**

PLAYOFFS	GP	MIN	FGM	FGA	PCT	FTM	FTA	PCT	OFF	DEF	REB	AST	PF	DQ	STL	BLK	PTS	AVG
2019	14	508	107	252	.425	56	62	.903	19	42	61	66	24	0	14	2	298	21.3
2020	19	753	186	368	.505	70	78	.897	20	72	92	126	42	0	18	6	504	26.5
TOTALS	33	1261	293	620	.473	126	140	.900	39	114	153	192	66	0	32	8	802	24.3

Three-point field goals: 2019, 28-83 (.337); 2020, 62-137 (.453). **Totals: 90-220 (.409).**

TRACY MURRAY

Height: 6-7 Weight: 228 UCLA '93 Born Jul. 25, 1971
 Acquired: By trade from Washington on Sept. 25, 2000 Departed: Traded to Toronto on Jan. 12, 2001

YEAR	GP	MIN	FGM	FGA	PCT	FTM	FTA	PCT	OFF	DEF	REB	AST	PF	DQ	STL	BLK	PTS	AVG
00-01	13	135	17	55	.309	9	10	.900	4	18	22	9	8	0	4	1	50	3.8

Three-point field goals: 7-23 (.304).

WILLIE MURRELL

Height: 6-6 Weight: 225 Kansas State '64 Born Sept. 13, 1941
 Departed: Traded to Miami in Aug. 1968

YEAR	GP	MIN	FGM	FGA	PCT	FTM	FTA	PCT	OFF	DEF	REB	AST	PF	DQ	STL	BLK	PTS	AVG
67-68	71	2459	489	1069	.466	166	236	.703	-	-	637	64	200	1	-	-	1165	16.4

Three-point field goals: 3-11 (.273).

PLAYOFFS	GP	MIN	FGM	FGA	PCT	FTM	FTA	PCT	OFF	DEF	REB	AST	PF	DQ	STL	BLK	PTS	AVG
1968	5	198	45	88	.511	22	26	.846	-	-	47	7	24	1	-	-	112	22.4

Three-point field goals: 0-1 (.000).

DIKEMBE MUTOMBO

Height: 7-2 Weight: 25 Georgetown '91 Born Jun. 25, 1966
 Acquired: Drafted, No. 4 overall, in 1991 Departed: Left as free agent in 1996

YEAR	GP	MIN	FGM	FGA	PCT	FTM	FTA	PCT	OFF	DEF	REB	AST	PF	DQ	STL	BLK	PTS	AVG
91-92	71	2716	428	869	.493	321	500	.642	316	554	870	156	273	1	43	210	1177	16.6
92-93	82	3029	398	781	.510	335	492	.681	344	726	1070	147	284	5	43	287	1131	13.8
93-94	82	2853	365	642	.569	256	439	.583	286	685	971	127	262	2	59	336	986	12.0
94-95	82	3100	349	628	.556	248	379	.654	319	710	1029	113	284	2	40	321	946	11.5
95-96	74	2713	284	569	.499	246	354	.695	249	622	871	108	258	4	38	332	814	11.0
TOTALS	391	14411	1824	3489	.523	1406	2164	.650	1514	3297	4811	651	1361	14	223	1486	5054	12.9

Three-point field goals: '93-94, 0-1 (.000); '95-96, 0-1 (.000); Totals: 0-2 (.000).

PLAYOFFS	GP	MIN	FGM	FGA	PCT	FTM	FTA	PCT	OFF	DEF	REB	AST	PF	DQ	STL	BLK	PTS	AVG
1994	12	511	50	108	.463	59	98	.602	40	104	144	21	42	0	8	69	159	13.3
1995	3	84	6	10	.600	6	9	.667	4	15	19	1	15	1	0	7	18	6.0
TOTALS	15	595	56	118	.475	65	107	.607	44	119	163	22	57	1	8	76	177	11.8

Three-point field goals: 0-0.





EDUARDO NAJERA

Height: 6-8 Weight: 235 Oklahoma Born Jul. 11, 1976
 Acquired: By trade from Golden State on Feb. 24, 2005 Departed: Contract expired at end of 2007-08 Season

YEAR	GP	MIN	FGM	FGA	PCT	FTM	FTA	PCT	OFF	DEF	REB	AST	PF	DQ	STL	BLK	PTS	AVG
04-05	26	1185	145	322	.450	58	91	.637	102	141	243	65	148	0	41	24	354	3.6
05-06	64	1449	127	301	.422	89	114	.781	128	197	325	52	165	0	53	34	347	5.1
06-07	75	1658	204	354	.576	88	123	.715	131	179	310	64	207	3	73	26	497	4.1
07-08	78	1664	174	368	.473	63	89	.708	113	224	337	95	199	3	69	40	464	4.3
TOTALS	243	5346	580	1173	.494	269	372	.723	421	676	1097	239	648	6	218	114	1487	4.5
Three-Point Field Goals: '04-05, 6-21 (.286); '05-06, 4-12 (.333); '06-07, 1-12 (.083); '07-08, 53-147 (.361). Totals: 58-177 (.328).																		
PLAYOFFS	GP	MIN	FGM	FGA	PCT	FTM	FTA	PCT	OFF	DEF	REB	AST	PF	DQ	STL	BLK	PTS	AVG
2005	2	13	0	2	.000	0	0	---	1	1	2	1	1	0	0	0	0	1.0
2006	4	89	3	14	.214	2	4	.500	4	11	15	2	13	0	3	0	8	3.8
2007	5	96	4	17	.235	1	2	.500	11	17	28	2	10	0	2	1	9	5.6
2008	4	78	7	14	.500	0	0	---	5	8	13	6	15	1	3	1	16	3.3
TOTALS	15	276	14	47	.300	3	6	.500	21	37	58	11	39	1	8	2	33	3.9
Three-Point Field Goals: 2007, 0-3 (.000); 2008, 2-5 (.400) Totals: 2-8 (.250).																		

CALVIN NATT

Height: 6-6 Weight: 220 Northeast Louisiana '79 Born Jan. 8, 1957
 Acquired: By trade from Portland on Jun. 7, 1984 Departed: Traded to San Antonio on Jan. 26, 1989

YEAR	GP	MIN	FGM	FGA	PCT	FTM	FTA	PCT	OFF	DEF	REB	AST	PF	DQ	STL	BLK	PTS	AVG
84-85	78	2658	685	1255	.546	447	564	.793	209	401	610	238	182	1	75	33	1817	23.3
85-86	69	2007	469	930	.504	278	347	.801	125	311	436	164	143	0	58	13	1218	17.7
86-87	1	20	4	10	.400	2	2	1.000	2	3	5	2	2	0	1	0	10	10.0
87-88	27	533	102	208	.490	54	73	.740	35	61	96	47	43	0	13	3	258	9.6
88-89	14	168	22	50	.440	22	31	.710	12	34	46	7	13	0	6	1	66	4.7
TOTALS	189	5386	1282	2453	.523	803	1017	.790	383	810	1193	458	383	1	153	50	3369	17.8
Three-point field goals: '84-85, 0-3 (.000); '85-86, 2-6 (.333); '86-87, 0-0; '87-88, 0-1 (.000); '88-89, 0-1 (.000). Totals: 2-11 (.182).																		
PLAYOFFS	GP	MIN	FGM	FGA	PCT	FTM	FTA	PCT	OFF	DEF	REB	AST	PF	DQ	STL	BLK	PTS	AVG
1985	15	508	131	238	.550	72	89	.809	31	68	99	57	35	0	8	5	334	22.3
1986	10	293	66	142	.465	46	59	.780	17	62	79	28	25	0	2	3	179	17.9
TOTALS	25	801	197	380	.518	118	148	.797	48	130	178	85	60	0	10	8	513	20.5
Three-point field goals: 1986, 1-2 (.500).																		

CRAIG NEAL

Height: 6-6 Weight: 180 Georgia Tech '88 Born Feb. 16, 1964
 Acquired: Signed the first of consecutive 10-day contracts on Feb. 11, 1991 Departed: Released on Mar. 3, 1991

YEAR	GP	MIN	FGM	FGA	PCT	FTM	FTA	PCT	OFF	DEF	REB	AST	PF	DQ	STL	BLK	PTS	AVG
90-91	10	125	14	35	.400	13	22	.591	2	14	16	37	26	1	4	0	44	4.4
Three-point field goals: 3-9 (.333).																		

JAMEER NELSON

Height: 6-0 Weight: 190 St. Josephs '04 Born Feb. 9, 1982
 Acquired: By trade from Boston on Jan. 13, 2015 Departed: Waived on Oct. 18, 2017

YEAR	GP	MIN	FGM	FGA	PCT	FTM	FTA	PCT	OFF	DEF	REB	AST	PF	DQ	STL	BLK	PTS	AVG
14-15	34	702	135	300	.450	11	19	.579	16	50	66	125	70	1	25	4	327	9.6
15-16	39	1036	113	307	.368	30	35	.857	19	96	115	190	100	1	25	5	299	7.7
16-17	75	2045	268	604	.444	45	63	.714	28	164	192	385	197	0	54	8	687	9.2
TOTALS	148	3783	516	1211	.426	86	117	.735	63	310	373	700	367	2	104	17	1313	8.9
Three-point field goals: '14-15, 46-130 (.354); '15-16, 43-144 (.299); '16-17, 106-273 (.388). Totals: 195-547 (.356).																		

NENE

Height: 6-11 Weight: 250 Brazil '02 Born Sep. 13, 1982
 Acquired: By trade from New York on Jun. 26, 2002 Departed: By trade to Washington on Mar. 15, 2012

YEAR	GP	MIN	FGM	FGA	PCT	FTM	FTA	PCT	OFF	DEF	REB	AST	PF	DQ	STL	BLK	PTS	AVG
02-03	80	2258	321	619	.519	197	341	.578	208	283	491	149	295	4	127	65	839	10.5
03-04	77	2504	334	630	.530	240	352	.682	154	349	503	168	280	3	116	41	908	11.8
04-05	55	1317	194	386	.503	140	212	.660	104	221	325	84	167	0	50	48	528	9.6
05-06	1	3	0	1	.000	0	0	---	0	0	0	0	1	0	0	0	0	0.0
06-07	64	1715	294	516	.570	195	283	.689	150	299	449	77	209	3	62	59	783	12.2
07-08	16	266	29	71	.408	27	49	.551	30	57	87	15	46	1	9	14	85	5.3
08-09	77	2510	428	709	.604	266	368	.723	183	415	598	108	278	5	95	101	1123	14.6
09-10	82	2755	421	717	.587	293	416	.704	166	461	627	203	281	7	115	82	1135	13.8
10-11	75	2291	405	654	.615	286	402	.711	145	426	571	149	238	5	84	73	1091	14.5
11-12	28	826	143	281	.509	90	133	.677	43	165	208	61	69	0	36	25	376	13.4
TOTALS	555	16445	2566	4584	.560	1734	2556	.678	1183	2676	3859	1014	1864	28	694	508	6868	12.4
Three-point field goals: '02-03, 0-3 (.000); '03-04, 0-2 (.000); '04-05, 0-2 (.000); '05-06, 0-0 (---); '06-07, 0-1 (.000); '07-08, 0-1 (.000); '08-09, 1-5 (.200); '09-10, 0-2 (.000); '10-11, 1-5 (.200); '11-12, 0-2 (.000). Totals: 2-23 (.089).																		
PLAYOFFS	GP	MIN	FGM	FGA	PCT	FTM	FTA	PCT	OFF	DEF	REB	AST	PF	DQ	STL	BLK	PTS	AVG
2004	5	132	16	36	.444	7	13	.538	12	13	25	15	22	0	5	3	39	7.8
2005	5	101	9	21	.429	15	23	.652	9	16	25	2	16	0	2	2	33	6.6
2006	DNP - INJURED																	
2007	5	179	31	53	.585	14	18	.778	22	17	39	12	21	1	3	3	76	15.2
2008	3	30	5	9	.556	3	3	1.000	3	4	7	1	8	1	2	1	13	4.3
2009	16	525	69	126	.548	46	70	.657	37	83	120	42	65	3	20	10	184	11.5
2010	5	169	18	29	.621	21	36	.583	8	21	29	11	17	0	6	1	57	11.4
2011	5	162	22	46	.478	27	48	.563	14	31	45	8	17	0	5	4	71	14.2
TOTALS	44	1298	170	320	.531	133	211	.630	105	185	290	91	166	5	43	24	473	10.8
Three-point field goals: 2004, 0-0 (---); 2005, 0-0 (---); 2007, 0-0 (---); 2008, 0-0 (---); 2009, 0-0 (---); 2010, 0-0 (---); 2011, 0-0 (---). Totals: 0-0 (---).																		





JOHNNY NEWMAN

Height: 6-7 Weight: 205 Richmond '86 Born Nov. 28, 1963
 Acquired: By trade from Milwaukee on June 25, 1997 Departed: Contract expired at end of '97-98 season

YEAR	GP	MIN	FGM	FGA	PCT	FTM	FTA	PCT	OFF	DEF	REB	AST	PF	DQ	STL	BLK	PTS	AVG
97-98	74	2176	344	799	.431	365	445	.820	50	91	141	138	208	2	77	24	1089	14.7

Three-point field goals: 36-105 (.343).

CARL NICKS

Height: 6-3 Weight: 185 Indiana State '80 Born Oct. 6, 1958
 Acquired: Drafted, No. 23 overall, in 1980 Departed: Traded to Utah on Dec. 22, 1980

YEAR	GP	MIN	FGM	FGA	PCT	FTM	FTA	PCT	OFF	DEF	REB	AST	PF	DQ	STL	BLK	PTS	AVG
80-81	27	493	65	149	.436	35	59	.593	13	36	49	80	52	0	28	2	165	6.1

Three-point field goals: 0-1 (.000).

ZEKE NNAJI

Height: 6-9 Weight: 240 Arizona '20 Born Jan. 9, 2001
 Acquired: Drafted 22nd overall in the 2020 NBA Draft Departed: Currently on the team

YEAR	GP	MIN	FGM	FGA	PCT	FTM	FTA	PCT	OFF	DEF	REB	AST	PF	DQ	STL	BLK	PTS	AVG
20-21	42	397	50	104	.481	12	15	.800	14	51	65	10	29	0	8	4	136	3.2
21-22	41	698	96	186	.516	41	65	.631	56	91	147	17	79	0	16	13	270	6.6
TOTALS	83	1095	146	290	.503	53	80	.663	70	142	212	27	108	0	24	17	406	4.9

Three-point field goals: '20-21, 24-59 (.407); '21-22, 37-80 (.463). **Totals: 61-139 (.439).**

PLAYOFFS	GP	MIN	FGM	FGA	PCT	FTM	FTA	PCT	OFF	DEF	REB	AST	PF	DQ	STL	BLK	PTS	AVG
2021	5	18	4	8	.500	1	2	.500	1	1	2	2	1	0	1	0	12	2.4
2022	2	9	1	1	1.000	0	0	---	0	0	0	0	2	0	0	0	3	1.5
TOTALS	7	27	5	9	.556	1	2	.500	1	1	2	2	3	0	1	0	15	2.1

Three-point field goals: 2021, 3-7 (.429); 2022, 1-1 (1.000). **Totals: 4-8 (.500).**

JUSUF NURKIC

Height: 7-0 Weight: 280 Cedevita (Croatia) Born Aug. 23, 1984
 Acquired: By draft night trade from Chicago on Jun. 26, 2014 Departed: Traded to Portland on Feb. 13, 2017

YEAR	GP	MIN	FGM	FGA	PCT	FTM	FTA	PCT	OFF	DEF	REB	AST	PF	DQ	STL	BLK	PTS	AVG
14-15	62	1103	171	383	.446	84	132	.636	125	257	382	50	207	6	52	68	426	6.9
15-16	32	547	101	242	.417	61	99	.616	65	110	175	40	91	0	24	44	263	8.2
16-17	45	807	151	298	.507	56	113	.496	89	171	260	60	88	0	25	36	358	8.0
TOTALS	139	2457	423	923	.458	201	344	.584	279	538	817	150	386	6	101	148	1047	7.5

Three-point field goals: '14-15, 0-2 (.000); '15-16, 0-3 (.000); '16-17, 0-0 (.000). Totals: 0-5 (.000).

JOHNNY O'BRYANT

Height: 6-9 Weight: 257 LSU '14 Born Jun. 1, 1993
 Acquired: Signed as a free agent on Jan. 26, 2017 Departed: Contract expired on Feb. 16, 2017

YEAR	GP	MIN	FGM	FGA	PCT	FTM	FTA	PCT	OFF	DEF	REB	AST	PF	DQ	STL	BLK	PTS	AVG
16-17	7	46	7	15	.467	4	4	1.000	5	6	11	2	4	0	0	1	20	2.9

Three-point field goals: 2-3 (.667).

JAWANN OLDHAM

Height: 7-0 Weight: 215 Seattle '80 Born Jul. 4, 1957
 Acquired: Drafted, No. 41 overall, in 1980 Departed: Waived on Oct. 21, 1980

YEAR	GP	MIN	FGM	FGA	PCT	FTM	FTA	PCT	OFF	DEF	REB	AST	PF	DQ	STL	BLK	PTS	AVG
80-81	4	21	2	6	.333	0	0	---	3	2	5	0	3	0	0	2	4	1.0

Three-point field goals: 0-0.

DOUG OVERTON

Height: 6-3 Weight: 19 La Salle '91 Born Aug. 3, 1969
 Acquired: By trade from Washington on Oct. 30, 1995 Departed: Contract expired at end of '95-96 season

YEAR	GP	MIN	FGM	FGA	PCT	FTM	FTA	PCT	OFF	DEF	REB	AST	PF	DQ	STL	BLK	PTS	AVG
95-96	55	607	67	178	.376	40	55	.727	8	55	63	106	49	0	13	5	182	3.3

Three-point field goals: 8-26 (.308).





ROBERT PACK

Height: 6-2 Weight: 190 USC '91 Born Feb. 3, 1969
 Acquired: By trade from Portland on Oct. 23, 1992 Departed: Traded to Washington on Oct. 30, 1995
 Re-Acquired: By trade from Boston on Oct. 16, 2000 Departed: Contract expired at end of '00-01 season

YEAR	GP	MIN	FGM	FGA	PCT	FTM	FTA	PCT	OFF	DEF	REB	AST	PF	DQ	STL	BLK	PTS	AVG
92-93	77	1579	285	606	.470	239	311	.768	52	108	160	335	182	1	81	10	810	10.5
93-94	66	1382	223	503	.443	179	236	.758	25	98	123	356	147	1	81	9	631	9.6
94-95	42	1144	170	395	.430	137	175	.783	19	94	113	290	101	1	61	6	507	12.1
00-01	74	1260	181	426	.425	105	137	.766	30	107	137	293	114	0	65	1	479	6.5
TOTALS	259	5365	859	1930	.445	660	859	.768	126	407	533	1274	544	3	288	26	2427	9.4

Three-point field goals: '92-93, 1-8 (.125); '93-94, 6-29 (.207); '94-95, 30-72 (.417); '00-01, 12-31 (.387). Totals: 49-140 (.350).

PLAYOFFS	GP	MIN	FGM	FGA	PCT	FTM	FTA	PCT	OFF	DEF	REB	AST	PF	DQ	STL	BLK	PTS	AVG
1994	12	332	48	118	.407	39	55	.709	5	23	28	51	41	0	18	6	141	11.8
1995	-----DNP-INJURED-----																	

Three-point field goals: 6-20 (.300).

KOSTAS PAPANIKOLAOU

Height: 6-8 Weight: 225 Greece '12 Born July 31, 1990
 Acquired: By trade from Houston on July 20, 2015 Departed: Waived on Jan. 9, 2016

YEAR	GP	MIN	FGM	FGA	PCT	FTM	FTA	PCT	OFF	DEF	REB	AST	PF	DQ	STL	BLK	PTS	AVG
15-16	26	294	24	66	.364	9	14	.643	8	32	40	16	24	0	13	5	67	2.6

Three-point field goals: 10-32 (.313).

CHARLEY PARKS

Height: 6-5 Weight: 210 Idaho State '68 Born in 1946

YEAR	GP	MIN	FGM	FGA	PCT	FTM	FTA	PCT	OFF	DEF	REB	AST	PF	DQ	STL	BLK	PTS	AVG
68-69	2	5	0	1	.000	0	0	---	0	0	0	0	1	0	-	-	0	0.0

Three-point field goals: 0-0.

RUBEN PATTERSON

Height: 6-5 Weight: 224 Cincinnati '98 Born Jul. 31, 1975
 Acquired: By trade from Portland on Feb. 23, 2006 Departed: Traded to Milwaukee on Aug. 10, 2006

YEAR	GP	MIN	FGM	FGA	PCT	FTM	FTA	PCT	OFF	DEF	REB	AST	PF	DQ	STL	BLK	PTS	AVG
05-06	26	736	139	256	.543	65	112	.580	45	45	90	67	71	0	8	2	99	13.2

Three-point field goals: 1-6 (.167).

PLAYOFFS	GP	MIN	FGM	FGA	PCT	FTM	FTA	PCT	OFF	DEF	REB	AST	PF	DQ	STL	BLK	PTS	AVG
2006	4	58	9	17	.529	2	5	.400	5	1	6	3	6	0	1	0	20	5.0

Three-point field goals: 0-0.

WESLEY PERSON

Height: 6-6 Weight: 205 Auburn '94 Born Mar. 28, 1971
 Acquired: As a free agent on Mar. 3, 2005 Departed: Contract expired at the end of '04-05 season

YEAR	GP	MIN	FGM	FGA	PCT	FTM	FTA	PCT	OFF	DEF	REB	AST	PF	DQ	STL	BLK	PTS	AVG
04-05	25	461	82	169	.485	5	9	.556	2	59	61	28	24	0	13	4	202	8.1

Three-point field goals: 33-68 (.485).

PLAYOFFS	GP	MIN	FGM	FGA	PCT	FTM	FTA	PCT	OFF	DEF	REB	AST	PF	DQ	STL	BLK	PTS	AVG
2005	4	54	6	14	.429	0	0	---	1	0	1	1	0	0	1	0	15	3.8

Three-point field goals: 3-8 (.375).

JOHAN PETRO

Height: 7-0 Weight: 247 France Born Jan. 27, 1986
 Acquired: By trade from Oklahoma City on Jan. 7, 2009 Departed: Contract expired at the end of '09-10 season

YEAR	GP	MIN	FGM	FGA	PCT	FTM	FTA	PCT	OFF	DEF	REB	AST	PF	DQ	STL	BLK	PTS	AVG
08-09	27	217	27	63	.429	6	14	.429	15	48	63	10	56	0	3	10	60	2.2
09-10	36	436	54	101	.535	14	21	.667	32	97	129	14	80	0	10	13	122	3.4
TOTALS	63	653	80	163	.491	20	35	.571	47	145	192	24	136	0	13	23	182	2.9

Three-point field goals: '08-09, 0-1 (.000); '09-10, 0-1 (.000). Totals: 0-2 (.000).

PLAYOFFS	GP	MIN	FGM	FGA	PCT	FTM	FTA	PCT	OFF	DEF	REB	AST	PF	DQ	STL	BLK	PTS	AVG
2009	10	26	2	9	.222	5	8	.625	2	4	6	1	4	0	0	1	9	0.9
2010	6	45	6	11	.545	1	2	.500	2	9	11	1	13	0	1	3	13	2.2
TOTALS	16	71	8	20	.400	6	10	.600	4	13	17	2	17	0	1	4	22	1.4

Three-point field goals: 0-0.





WALT PIATKOWSKI

Height: 6-8 Weight: 225 Bowling Green '68 Born Jun. 11, 1945
 Acquired: Drafted in the second round in 1968 Departed: Traded to Kentucky in 1970

YEAR	GP	MIN	FGM	FGA	PCT	FTM	FTA	PCT	OFF	DEF	REB	AST	PF	DQ	STL	BLK	PTS	AVG
68-69	77	1819	399	956	.417	117	151	.775	147	216	363	46	226	2	-	-	942	12.2
69-70	75	1302	215	535	.402	76	99	.768	106	146	252	41	180	1	-	-	517	7.0
TOTALS	152	3121	614	1491	.412	193	250	.772	253	362	615	87	406	3	-	-	1459	9.6

Three-point field goals: '68-69, 27-82 (.329); '69-70, 11-50 (.220). Totals 38-132 (.288).

PLAYOFFS	GP	MIN	FGM	FGA	PCT	FTM	FTA	PCT	OFF	DEF	REB	AST	PF	DQ	STL	BLK	PTS	AVG
1969	7	201	48	111	.432	10	11	.909	10	19	29	6	32	1	-	-	107	15.3
1970	6	50	12	24	.500	2	4	.500	9	2	11	4	9	0	-	-	27	4.5
TOTALS	13	251	60	135	.444	12	15	.800	19	21	40	10	41	1	-	-	134	10.3

Three-point field goals: 1969, 1-9 (.111); 1970, 1-4 (.250). Totals: 2-13 (.154).

RICKY PIERCE

Height: 6-4 Weight: 215 Rice '83 Born Aug. 19, 1959
 Acquired: By trade from Indiana on Jun. 13, 1996 Departed: Traded to Charlotte on Feb. 20, 1997

YEAR	GP	MIN	FGM	FGA	PCT	FTM	FTA	PCT	OFF	DEF	REB	AST	PF	DQ	STL	BLK	PTS	AVG
96-97	33	600	120	260	.462	83	92	.902	17	36	53	31	49	0	14	5	335	10.2

Three-point field goals: 12-39 (.308).

MASON PLUMLEE

Height: 6-11 Weight: 235 Duke '13 Born Mar. 5, 1990
 Acquired: By trade from Portland on Feb. 13, 2017 Departed: Contract expired at end of '19-20 season

YEAR	GP	MIN	FGM	FGA	PCT	FTM	FTA	PCT	OFF	DEF	REB	AST	PF	DQ	STL	BLK	PTS	AVG
16-17	27	632	99	181	.547	47	76	.618	50	123	173	70	77	0	19	29	245	9.1
17-18	74	1439	221	368	.601	82	179	.458	132	268	400	142	184	2	49	81	524	7.1
18-19	82	1731	262	442	.593	111	198	.561	165	359	524	243	252	5	66	76	637	7.8
19-20	61	1057	177	288	.615	83	155	.535	98	219	317	154	143	1	33	38	437	7.2
TOTALS	244	4859	759	1279	.593	323	608	.531	445	969	1414	609	656	8	167	224	1843	7.6

Three-point field goals: '16-17, 0-1 (.000); '17-18, 0-1 (.000); '18-19, 2-10 (.200); '19-20, 0-5 (.000). Totals: 2-17 (.118).

PLAYOFFS	GP	MIN	FGM	FGA	PCT	FTM	FTA	PCT	OFF	DEF	REB	AST	PF	DQ	STL	BLK	PTS	AVG
2019	14	218	24	47	.511	16	28	.571	26	36	62	21	39	0	7	10	64	4.6
2020	19	206	19	39	.487	8	12	.667	31	30	61	25	40	0	4	8	46	2.4
TOTALS	33	424	43	86	.500	24	40	.600	57	66	123	46	79	0	11	18	110	3.3

Three-point field goals: 2019, 0-1 (.000); 2020, 0-2 (.000). Totals: 0-3 (.000).

GARY PLUMMER

Height: 6-9 Weight: 255 Boston University '84 Born Feb. 21, 1962
 Acquired: Signed as a free agent on Oct. 1, 1992 Departed: Contract expired at end of '92-93 season

YEAR	GP	MIN	FGM	FGA	PCT	FTM	FTA	PCT	OFF	DEF	REB	AST	PF	DQ	STL	BLK	PTS	AVG
92-93	60	737	106	228	.465	69	95	.726	53	120	173	40	141	1	14	11	281	4.7

Three-point field goals: 0-3 (.000).

MARK POPE

Height: 6-10 Weight: 235 Kentucky '96 Born Sept. 11, 1972
 Acquired: Signed as a free agent on Sept. 29, 2003 Departed: Contract expired at end of '03-04 season

YEAR	GP	MIN	FGM	FGA	PCT	FTM	FTA	PCT	OFF	DEF	REB	AST	PF	DQ	STL	BLK	PTS	AVG
03-04	4	20	1	2	.500	0	1	.000	0	3	3	0	8	0	1	0	2	0.5
04-05	9	27	2	6	.333	0	0	---	5	3	8	1	5	0	1	2	4	0.4
TOTALS	13	47	3	8	.375	0	1	.000	5	6	11	1	13	0	2	2	6	0.5

Three-point field goals: 0-0.





MICHAEL PORTER JR.

Height: 6-10 Weight: 218 Missouri '18 Born Jun. 29, 1998
 Acquired: Drafted in the first round, No. 14 overall, in 2018 Departed: Currently on the team

YEAR	GP	MIN	FGM	FGA	PCT	FTM	FTA	PCT	OFF	DEF	REB	AST	PF	DQ	STL	BLK	PTS	AVG
19-20	55	903	195	383	.509	60	72	.833	66	193	259	46	100	0	27	25	512	9.3
20-21	61	1912	443	817	.542	106	134	.791	91	354	445	70	126	0	40	54	1162	19.0
21-22	9	265	37	103	.359	5	9	.556	9	50	59	17	16	0	10	2	89	9.9
TOTALS	125	3080	675	1303	.518	171	215	.795	166	597	763	133	242	0	77	81	1763	14.1

Three-point field goals: '19-20, 62-147 (.422); '20-21, 170-382 (.445); '21-22, 10-48 (.208). **Totals: 242-577 (.419).**

PLAYOFFS	GP	MIN	FGM	FGA	PCT	FTM	FTA	PCT	OFF	DEF	REB	AST	PF	DQ	STL	BLK	PTS	AVG
2020	19	451	78	164	.476	26	35	.743	21	106	127	16	43	0	13	6	216	11.4
2021	10	332	64	135	.474	17	21	.810	12	50	62	13	31	0	11	3	174	17.4
TOTALS	29	783	142	299	.475	43	56	.768	33	156	189	29	74	0	24	9	390	13.4

Three-point field goals: 2020, 34-89 (.382); 2021, 29-73 (.397). **Totals: 63-162 (.389).**

JAMES POSEY

Height: 6-8 Weight: 215 Xavier (OH) '99 Born Jan. 13, 1977
 Acquired: Drafted, No. 18 overall, in 1999 Departed: Traded to Houston on Dec. 18, 2002

YEAR	GP	MIN	FGM	FGA	PCT	FTM	FTA	PCT	OFF	DEF	REB	AST	PF	DQ	STL	BLK	PTS	AVG
99-00	81	2052	230	536	.429	120	150	.800	85	232	317	146	207	1	98	33	662	8.2
00-01	82	2255	243	590	.412	115	141	.816	125	306	431	163	226	2	93	40	666	8.1
01-02	73	2238	277	736	.376	161	203	.793	109	320	429	180	224	3	114	39	782	10.7
02-03	25	872	121	324	.373	86	102	.843	38	107	145	78	63	1	29	6	352	14.1
TOTALS	261	7417	871	2186	.398	482	596	.809	357	965	1322	567	720	7	334	118	2462	9.4

Three-point field goals: '99-00, 82-220 (.373); '00-01, 65-217 (.300); '01-02, 67-237 (.283); '02-03, 24-88 (.273). **Totals: 238-762 (.312).**

JIM PRICE

Height: 6-3 Weight: 195 Louisville '72 Born Nov. 27, 1949
 Acquired: By trade from Buffalo on Dec. 17, 1976 Departed: Traded to Detroit on Feb. 1, 1978

YEAR	GP	MIN	FGM	FGA	PCT	FTM	FTA	PCT	OFF	DEF	REB	AST	PF	DQ	STL	BLK	PTS	AVG
76-77	55	1384	188	422	.445	59	74	.797	41	143	184	208	181	3	96	14	435	7.9
77-78	49	1090	141	293	.481	51	66	.773	30	129	159	158	118	0	69	4	333	6.8
TOTALS	104	2474	329	715	.460	110	140	.786	71	272	343	366	299	3	165	18	768	7.4

PLAYOFFS	GP	MIN	FGM	FGA	PCT	FTM	FTA	PCT	OFF	DEF	REB	AST	PF	DQ	STL	BLK	PTS	AVG
1977	6	158	19	53	.358	5	8	.625	6	18	24	25	18	0	12	1	43	7.2

MARK RANDALL

Height: 6-9 Weight: 235 Kansas '91 Born Sept. 30, 1967
 Acquired: Signed as a free agent on Nov. 29, 1993
 Re-Acquired: Signed the first of two consecutive 10-day contracts on Feb. 23, 1995
 Re-Acquired: Signed as a free agent on Jan. 22, 1999
 Departed: Waived on Nov. 1, 1994
 Departed: Contract expired at end of '94-95 season
 Departed: Waived on Feb. 19, 1999

YEAR	GP	MIN	FGM	FGA	PCT	FTM	FTA	PCT	OFF	DEF	REB	AST	PF	DQ	STL	BLK	PTS	AVG
93-94	28	155	17	50	.340	22	28	.786	9	13	22	11	18	0	8	3	58	2.1
94-95	8	39	3	10	.300	0	0	----	4	8	12	1	5	0	0	0	6	0.8
TOTALS	36	194	20	60	.333	22	28	.786	13	21	34	12	23	0	8	3	64	1.8

Three-point field goals: '93-94, 2-14 (.143); '94-95, 0-1 (.000). **Totals: 2-15 (.133).**

PLAYOFFS	GP	MIN	FGM	FGA	PCT	FTM	FTA	PCT	OFF	DEF	REB	AST	PF	DQ	STL	BLK	PTS	AVG
1994	2	6	0	1	.000	0	0	.000	1	4	5	0	1	0	0	1	0	0.0

Three-point field goals: 0-0.

ANTHONY RANDOLPH

Height: 6-10 Weight: 205 LSU '08 Born Jul. 15, 1989
 Acquired: Signed as a free agent on Jul. 20, 2012
 Departed: Traded to Chicago in a draft-night deal on Jun. 26, 2014

YEAR	GP	MIN	FGM	FGA	PCT	FTM	FTA	PCT	OFF	DEF	REB	AST	PF	DQ	STL	BLK	PTS	AVG
12-13	39	329	56	114	.491	31	45	.689	29	66	95	12	41	0	19	21	143	3.7
13-14	43	527	68	176	.386	52	69	.754	20	102	122	32	64	0	26	19	206	4.8
TOTALS	82	856	124	290	.428	83	114	.728	49	168	217	44	105	0	45	40	349	4.3

Three-point field goals: '12-13, 0-8 (.000); '13-14, 18-61 (.295). **Totals: 18-69 (.261).**

PLAYOFFS	GP	MIN	FGM	FGA	PCT	FTM	FTA	PCT	OFF	DEF	REB	AST	PF	DQ	STL	BLK	PTS	AVG
2013	5	30	9	11	.818	8	11	.727	0	6	6	0	4	0	2	0	26	5.2

Three-point field goals: 0-0.





BLAIR RASMUSSEN

Height: 7-0 Weight: 250 Oregon '85 Born Nov. 13, 1962
 Acquired: Drafted, No. 15 overall, in 1985 Departed: Traded to Atlanta on Jul. 1, 1991

YEAR	GP	MIN	FGM	FGA	PCT	FTM	FTA	PCT	OFF	DEF	REB	AST	PF	DQ	STL	BLK	PTS	AVG
85-86	48	330	31	150	.407	31	39	.795	37	60	97	16	63	0	3	10	153	3.2
86-87	74	1421	268	570	.470	169	231	.732	183	282	465	60	224	6	24	58	705	9.5
87-88	79	1779	435	884	.492	132	170	.776	130	307	437	78	241	2	22	81	1002	12.7
88-89	77	1308	257	577	.445	69	81	.852	105	182	287	49	194	2	29	41	583	7.6
89-90	81	1995	445	895	.497	111	134	.828	174	420	594	82	200	10	40	104	1001	12.4
90-91	70	2325	405	885	.458	63	93	.677	170	508	678	70	307	15	52	132	875	12.5
TOTALS	429	9158	1841	3961	.465	575	748	.769	799	1759	2558	355	1229	35	170	426	4319	10.1

Three-point field goals: '89-90, 0-1 (.000); '90-91, 2-5 (.400). Totals: 2-6 (.333).

PLAYOFFS	GP	MIN	FGM	FGA	PCT	FTM	FTA	PCT	OFF	DEF	REB	AST	PF	DQ	STL	BLK	PTS	AVG
1986	10	175	39	96	.406	33	41	.805	27	33	60	10	28	1	5	9	111	11.1
1987	3	92	22	45	.489	5	10	.500	8	15	23	7	12	0	2	2	49	16.3
1988	11	277	60	127	.472	18	20	.900	25	46	71	7	33	0	1	12	138	12.5
1989	2	4	0	0	.000	0	0	.000	0	0	0	0	1	0	0	0	0	0.0
1990	3	84	19	48	.396	9	10	.900	8	18	26	1	10	0	2	4	47	15.7
TOTALS	29	632	140	316	.443	65	81	.802	68	112	180	25	84	1	10	27	345	11.9

Three-point field goals: 0-0.

JAMES RAY

Height: 6-8 Weight: 215 Jacksonville '80 Born Jul. 27, 1957
 Acquired: Drafted, No. 5 overall, in 1980 Departed: Contract expired at end of '82-83 season

YEAR	GP	MIN	FGM	FGA	PCT	FTM	FTA	PCT	OFF	DEF	REB	AST	PF	DQ	STL	BLK	PTS	AVG
80-81	18	148	15	49	.306	7	10	.700	13	24	37	11	31	0	4	4	37	2.1
81-82	40	262	51	116	.440	21	36	.583	18	47	65	26	59	0	10	16	124	3.1
82-83	45	433	70	153	.458	33	51	.647	37	89	126	39	83	2	24	19	173	3.8
TOTALS	103	843	136	318	.428	61	97	.629	68	160	228	76	173	2	38	39	334	3.2

Three-point field goals: '80-81, 0-1 (.000); '81-82, 1-1 (1.000); '82-83, 0-1 (.000). Totals: 1-3 (.333).

PLAYOFFS	GP	MIN	FGM	FGA	PCT	FTM	FTA	PCT	OFF	DEF	REB	AST	PF	DQ	STL	BLK	PTS	AVG
1982	1	2	0	0	.000	0	0	.000	0	0	0	0	1	0	0	1	0	0.0
1983	3	18	1	6	.167	1	4	.250	1	2	3	0	3	0	0	1	3	1.0
TOTALS	4	20	1	6	.167	1	4	.250	1	2	3	0	4	0	0	2	3	0.8

Three-point field goals: 0-0.

DAVON REED

Height: 6-5 Weight: 208 Miami (FL) '17 Born June 11, 1995
 Acquired: Signed a contract on Sept. 27, 2021 Departed: Currently on the team

YEAR	GP	MIN	FGM	FGA	PCT	FTM	FTA	PCT	OFF	DEF	REB	AST	PF	DQ	STL	BLK	PTS	AVG
21-22	48	668	81	161	.503	10	15	.667	14	94	108	53	63	0	24	9	209	4.4

Three-point field goals: 37-86 (.430).

ELDRIDGE RECASNER

Height: 6-3 Weight: 190 Washington '90 Born Dec. 14, 1967
 Acquired: Signed a 10-day contract on Mar. 3, 1995 Departed: Was not offered a second 10-day contract

YEAR	GP	MIN	FGM	FGA	PCT	FTM	FTA	PCT	OFF	DEF	REB	AST	PF	DQ	STL	BLK	PTS	AVG
94-95	3	13	1	6	.167	4	4	1.000	0	2	2	1	0	0	3	0	6	2.0

Three-point field goals: 0-1 (.000).

ISAIAH RIDER

Height: 6-5 Weight: 215 UNLV '93 Born Mar. 12, 1971
 Acquired: Signed as a free agent on Sept. 29, 2001 Departed: Waived on Nov. 19, 2001

YEAR	GP	MIN	FGM	FGA	PCT	FTM	FTA	PCT	OFF	DEF	REB	AST	PF	DQ	STL	BLK	PTS	AVG
01-02	10	173	37	81	.457	13	17	.765	10	23	33	12	11	0	3	2	93	9.3

Three-point field goals: 6-15 (.400).





AUSTIN RIVERS

Height: 6-4 Weight: 200 Duke '12 Born Aug. 1, 1992
 Acquired: Signed as a free agent on Apr. 20, 2021 Departed: Contract expired at end of '21-22 season

YEAR	GP	MIN	FGM	FGA	PCT	FTM	FTA	PCT	OFF	DEF	REB	AST	PF	DQ	STL	BLK	PTS	AVG
20-21	15	403	46	110	.418	12	17	.706	3	32	35	39	32	0	18	2	131	8.7
21-22	67	1480	146	350	.417	32	44	.727	19	95	114	90	121	0	51	6	403	6.0
TOTALS	82	1883	192	460	.417	44	61	.721	22	127	149	129	153	0	69	8	534	6.5

Three-point field goals: '20-21, 27-72 (.375); '21-22, 79-231 (.342). **Totals: 106-303 (.350).**

PLAYOFFS	GP	MIN	FGM	FGA	PCT	FTM	FTA	PCT	OFF	DEF	REB	AST	PF	DQ	STL	BLK	PTS	AVG
2021	10	305	30	69	.435	13	16	.813	1	16	17	21	32	0	2	3	92	9.2
2022	5	108	8	18	.444	1	1	1.000	0	3	3	6	15	0	7	1	21	4.2
TOTALS	15	413	38	87	.437	14	17	.824	1	19	20	27	47	0	9	4	113	7.5

Three-point field goals: 2021, 19-46 (.413); 2022, 4-12 (.333). **Totals: 23-58 (.397).**

ANTHONY ROBERTS

Height: 6-5 Weight: 185 Oral Roberts '77 Born April 15, 1955
 Acquired: Signed as a free agent on Aug. 9, 1977 Departed: Waived on Nov. 27, 1979
 Re-Acquired: Signed for the remainder of the season on Feb. 25, 1984 Departed: Waived on Jul. 25, 1984

YEAR	GP	MIN	FGM	FGA	PCT	FTM	FTA	PCT	OFF	DEF	REB	AST	PF	DQ	STL	BLK	PTS	AVG
77-78	82	1598	311	736	.423	153	212	.722	135	216	351	105	212	1	40	7	775	9.5
78-79	63	1236	211	498	.424	76	110	.691	106	152	258	107	142	2	20	2	498	7.9
79-80	23	486	69	181	.381	39	60	.650	54	55	109	20	52	1	13	3	177	7.7
83-84	19	197	34	91	.374	13	18	.722	20	31	51	13	43	1	5	1	81	4.3
TOTALS	187	3517	625	1506	.445	281	400	.702	315	454	769	245	449	5	78	13	1531	8.2

Three-point field goals: '79-80, 0-1 (.000).

PLAYOFFS	GP	MIN	FGM	FGA	PCT	FTM	FTA	PCT	OFF	DEF	REB	AST	PF	DQ	STL	BLK	PTS	AVG
1978	13	400	86	199	.432	40	50	.300	45	63	108	30	57	3	11	6	212	16.3
1979	3	80	13	33	.394	7	11	.636	5	8	13	6	9	0	2	1	33	11.0
TOTALS	16	480	99	232	.427	47	61	.770	50	71	121	36	66	3	13	7	245	15.3

MARV ROBERTS

Height: 6-8 Weight: 220 Utah State '71 Born Jan. 29, 1950
 Acquired: Drafted in the second round in 1971 Departed: Traded to Carolina in Jan. 1974

YEAR	GP	MIN	FGM	FGA	PCT	FTM	FTA	PCT	OFF	DEF	REB	AST	PF	DQ	STL	BLK	PTS	AVG
71-72	68	1047	217	533	.407	86	120	.717	121	173	294	61	150	3	-	-	521	7.7
72-73	77	1959	374	807	.463	201	253	.788	180	218	398	95	194	3	49	6	950	12.3
73-74	35	645	106	237	.447	48	62	.774	58	73	131	44	72	x	13	2	261	7.5
TOTALS	180	3651	697	1577	.442	335	435	.767	359	464	823	200	416	6	62	8	1732	9.6

Three-point field goals: '71-72, 1-4 (.250); '72-73, 1-3 (.333); '73-74, 1-1 (1.000). **Totals: 3-8 (.375).**

PLAYOFFS	GP	MIN	FGM	FGA	PCT	FTM	FTA	PCT	OFF	DEF	REB	AST	PF	DQ	STL	BLK	PTS	AVG
1972	3	20	2	7	.286	2	2	1.000	1	1	2	0	1	0	-	-	6	2.0
1973	2	24	4	8	.500	2	2	1.000	0	3	3	1	5	0	0	0	10	5.0
TOTALS	5	44	6	15	.400	4	4	1.000	1	4	5	1	6	0	0	0	16	3.2

Three-point field goals: '71-72, 0-1 (.000).

NATE ROBINSON

Height: 5-9 Weight: 180 Washington '05 Born May 31, 1985
 Acquired: Signed as a free agent on July 26, 2013 Departed: Traded to Boston on Jan. 13, 2015

YEAR	GP	MIN	FGM	FGA	PCT	FTM	FTA	PCT	OFF	DEF	REB	AST	PF	DQ	STL	BLK	PTS	AVG
13-14	44	866	164	383	.428	71	85	.835	21	60	81	112	92	0	36	4	457	10.4
14-15	33	465	71	204	.348	26	40	.650	14	25	39	77	68	0	14	3	192	5.8
TOTALS	77	1331	235	587	.400	97	125	.776	35	85	120	189	160	0	50	7	649	8.4

Three-point field goals: '13-14, 58-154 (.377); '14-15, 24-92 (.261). **Totals: 82-246 (.333)**





DAVE ROBISCH

Height: 6-10 Weight: 240 Kansas '71 Born Dec. 22, 1949
 Acquired: Drafted in the second round in 1971
 Re-Acquired: By trade from Cleveland on Oct. 31, 1980
 Departed: Traded to Baltimore in 1975
 Departed: Waived on Dec. 13, 1983

YEAR	GP	MIN	FGM	FGA	PCT	FTM	FTA	PCT	OFF	DEF	REB	AST	PF	DQ	STL	BLK	PTS	AVG
71-72	84	2420	505	1133	.446	294	419	.702	287	517	804	201	251	6	-	-	1304	15.5
72-73	83	2647	521	1009	.516	309	409	.756	248	496	744	170	271	8	46	61	1351	16.3
73-74	84	2469	449	950	.473	318	411	.774	217	491	708	152	225	x	45	66	1216	14.5
74-75	84	1899	392	778	.504	304	346	.879	161	342	503	153	205	x	46	48	1088	13.0
80-81	73	1744	293	642	.456	200	247	.810	157	342	499	173	173	0	37	34	757	10.2
81-82	12	257	48	106	.453	48	55	.873	14	49	63	32	29	0	3	4	144	12.0
82-83	61	711	96	251	.382	92	118	.780	34	117	151	53	61	0	10	9	284	4.7
83-84	19	141	13	40	.325	11	13	.846	1	20	21	13	13	0	0	1	37	1.9
TOTALS	500	11988	2317	4909	.472	1576	2018	.781	1119	2374	3493	947	1228	14	187	223	6181	12.7

Three-point field goals: '71-72, 0-5 (.000); '72-73, 0-1 (.000); '74-75, 0-1 (.000); '82-83 0-1 (.000); Totals: 0-8 (.000).

PLAYOFFS	GP	MIN	FGM	FGA	PCT	FTM	FTA	PCT	OFF	DEF	REB	AST	PF	DQ	STL	BLK	PTS	AVG
1972	7	288	50	138	.362	37	52	.712	32	67	99	15	25	0	-	-	137	19.6
1973	5	184	40	85	.471	21	31	.677	30	38	68	8	21	1	3	1	101	20.2
1975	13	354	73	151	.483	46	53	.868	27	48	75	22	31	x	11	8	192	14.8
1983	3	22	1	7	.143	0	2	.000	3	6	9	1	2	0	0	1	2	0.7
TOTALS	28	848	164	381	.430	104	138	.754	92	159	251	46	79	1	14	10	432	15.4

Three-point field goals: 0-0.

JOHN ROCHE

Height: 6-3 Weight: 170 South Carolina '71 Born Sept. 26, 1949
 Acquired: Signed as a free agent on Jul. 27, 1979
 Departed: Retired at end of '81-82 season

YEAR	GP	MIN	FGM	FGA	PCT	FTM	FTA	PCT	OFF	DEF	REB	AST	PF	DQ	STL	BLK	PTS	AVG
79-80	82	2286	354	741	.478	175	202	.866	24	91	115	405	139	0	82	12	932	11.4
80-81	26	611	82	179	.458	58	77	.753	5	32	37	140	44	0	17	8	231	8.9
81-82	39	501	68	150	.453	28	38	.737	4	19	23	89	40	0	15	2	187	4.8
TOTALS	147	3398	504	1070	.471	261	317	.823	33	142	175	634	223	0	114	22	1350	9.2

Three-point field goals: '79-80, 49-129(.380); '80-81, 9-27 (.333); '81-82, 23-52 (.442). Totals: 81-208 (.389).

RODNEY ROGERS

Height: 6-7 Weight: 255 Wake Forest '94 Born Jun. 20, 1971
 Acquired: Drafted, No. 9 overall, in 1993
 Departed: Traded to L.A. Clippers on Jun. 28, 1995

YEAR	GP	MIN	FGM	FGA	PCT	FTM	FTA	PCT	OFF	DEF	REB	AST	PF	DQ	STL	BLK	PTS	AVG
93-94	79	1406	239	545	.439	127	189	.672	90	136	226	101	195	3	63	48	640	8.1
94-95	80	2142	375	769	.488	179	275	.651	132	253	385	161	281	7	95	46	979	12.2
TOTALS	159	3548	614	1314	.467	306	464	.659	222	389	611	262	476	10	158	94	1619	10.2

Three-point field goals: '93-94, 35-92 (.380); '94-95, 50-148 (.338). Totals: 85-240 (.354).

PLAYOFFS	GP	MIN	FGM	FGA	PCT	FTM	FTA	PCT	OFF	DEF	REB	AST	PF	DQ	STL	BLK	PTS	AVG
1994	12	190	19	49	.388	17	27	.630	8	13	21	16	25	0	7	6	61	5.1
1995	3	76	12	22	.545	1	4	.250	1	11	12	5	13	1	3	4	26	8.7
TOTALS	15	266	31	71	.437	18	31	.581	9	24	33	21	38	1	10	10	87	5.8

Three-point field goals: '93-94, 6-19 (.315); '94-95, 1-4 (.250). Totals: 7-23 (.304).

ROY ROGERS

Height: 6-10 Weight: 235 Alabama '96 Born: Aug. 18, 1973
 Acquired: Signed as a free agent on Oct. 1, 1999
 Departed: Contract expired at end of '99-00 season

YEAR	GP	MIN	FGM	FGA	PCT	FTM	FTA	PCT	OFF	DEF	REB	AST	PF	DQ	STL	BLK	PTS	AVG
99-00	40	355	35	88	.398	19	41	.463	33	47	80	9	36	0	2	38	89	2.2

Three-point field goals: 0-0.

WILLIE ROGERS

Height: 6-3 Weight: 195 Oklahoma '68 Born Sept. 11, 1945

YEAR	GP	MIN	FGM	FGA	PCT	FTM	FTA	PCT	OFF	DEF	REB	AST	PF	DQ	STL	BLK	PTS	AVG
68-69	40	294	27	80	.338	31	52	.596	17	30	47	16	51	1	-	-	85	2.1

Three-point field goals: 0-3 (.000).





JALEN ROSE

Height: 6-8 Weight: 210 Michigan '95 Born Jan. 30, 1973
 Acquired: Drafted, No. 13 overall, in 1994 Departed: Traded to Indiana on Jun. 13, 1996

YEAR	GP	MIN	FGM	FGA	PCT	FTM	FTA	PCT	OFF	DEF	REB	AST	PF	DQ	STL	BLK	PTS	AVG	
94-95	81	1798	227	500	.454	173	234	.739	57	160	217	389	206	0	65	22	663	8.2	
95-96	80	2134	290	604	.480	191	277	.690	46	214	260	495	229	3	53	39	803	10.0	
TOTALS	161	3932	517	1104	.468	364	511	.712	103	374	477	884	435	3	118	61	1466	9.1	
Three-point field goals: '94-95, 36-114 (.316); '95-96, 32-108 (.296). Totals: 68-222 (.306).																			
PLAYOFFS	GP	MIN	FGM	FGA	PCT	FTM	FTA	PCT	OFF	DEF	REB	AST	PF	DQ	STL	BLK	PTS	AVG	
1995	3	99	13	28	.464	3	5	.600	4	7	11	18	9	0	3	2	30	10.0	
Three-point field goals: 1-4 (.250).																			

BRYON RUSSELL

Height: 6-7 Weight: 225 Long Beach State '93 Born Dec. 31, 1970
 Acquired: Signed as a free agent on Oct. 5, 2005 Departed: Traded to Seattle on Feb. 23, 2006

YEAR	GP	MIN	FGM	FGA	PCT	FTM	FTA	PCT	OFF	DEF	REB	AST	PF	DQ	STL	BLK	PTS	AVG	
04-05	70	1026	95	252	.377	61	77	.792	50	122	172	72	130	0	44	11	307	4.4	
05-06	1	3	0	0	---	0	0	---	0	1	1	1	0	0	0	0	0	0.0	
TOTALS	71	1029	95	252	.377	61	77	.792	50	123	173	73	130	0	44	11	307	4.4	
Three-point field goals: '04-05, 56-149 (.376); '05-06, 0-0 (---). Totals: 56-149 (.376).																			
PLAYOFFS	GP	MIN	FGM	FGA	PCT	FTM	FTA	PCT	OFF	DEF	REB	AST	PF	DQ	STL	BLK	PTS	AVG	
2005	3	9	0	1	.000	3	3	1.000	0	0	0	0	0	0	0	0	3	1.0	
Three-point field goals: 1-4 (.250).																			

CHEIKH SAMB

Height: 7-1 Weight: 245 Senegal Born Oct. 22, 1984
 Acquired: By trade from Detroit on Nov. 3, 2008 Departed: By trade to L.A. Clippers on Jan. 5, 2009

YEAR	GP	MIN	FGM	FGA	PCT	FTM	FTA	PCT	OFF	DEF	REB	AST	PF	DQ	STL	BLK	PTS	AVG	
08-09	6	24	2	13	.154	0	0	---	2	7	9	1	4	0	2	5	4	0.7	
Three-point field goals: 0-1 (.000).																			

JAMAL SAMPSON

Height: 6-11 Weight: 235 California Born May 15, 1983
 Acquired: Signed as a free agent on Jul. 28, 2006 Departed: Contract expired at end of '06-07 season

YEAR	GP	MIN	FGM	FGA	PCT	FTM	FTA	PCT	OFF	DEF	REB	AST	PF	DQ	STL	BLK	PTS	AVG	
06-07	22	125	9	14	.643	6	14	.429	15	33	48	5	17	0	2	7	24	1.1	
Three-point field goals: 0-0.																			

KENNY SATTERFIELD

Height: 6-2 Weight: 170 Cincinnati '03 Born Apr. 10, 1981
 Acquired: By trade from Dallas on Sept. 24, 2001 Departed: Waived on Dec. 18, 2002

YEAR	GP	MIN	FGM	FGA	PCT	FTM	FTA	PCT	OFF	DEF	REB	AST	PF	DQ	STL	BLK	PTS	AVG	
01-02	36	560	73	199	.367	36	46	.783	17	35	52	108	43	0	31	1	189	5.3	
02-03	22	420	51	165	.309	16	23	.696	12	23	35	53	30	0	18	2	123	5.6	
TOTALS	58	980	124	364	.341	52	69	.754	29	58	87	161	73	0	49	3	312	5.4	
Three-point field goals: '01-02, 7-27 (.259); '02-03, 5-28 (.179). Totals: 12-55 (.218).																			

PREDRAG SAVOVIC

Height: 6-6 Weight: 225 Hawaii '02 Born May 21, 1976
 Acquired: Signed as a free agent on July 18, 2002 Departed: Waived on Aug. 4, 2003

YEAR	GP	MIN	FGM	FGA	PCT	FTM	FTA	PCT	OFF	DEF	REB	AST	PF	DQ	STL	BLK	PTS	AVG	
02-03	27	256	29	93	.312	21	29	.724	9	16	25	22	33	0	14	1	83	3.1	
Three-point field goals: 4-26 (.154).																			





DAN SCHAYES

Height: 6-11 Weight: 245 Syracuse '81 Born May 10, 1959
 Acquired: By trade from Utah on Feb. 7, 1982 Departed: Traded to Milwaukee on Aug. 1, 1990

YEAR	GP	MIN	FGM	FGA	PCT	FTM	FTA	PCT	OFF	DEF	REB	AST	PF	DQ	STL	BLK	PTS	AVG
82-83	32	646	111	235	.472	71	100	.710	63	123	186	40	109	1	15	58	293	9.2
83-84	82	1420	183	371	.493	215	272	.790	145	288	433	91	308	5	32	60	581	7.1
84-85	56	542	60	129	.465	79	97	.814	48	96	144	38	98	2	20	25	199	3.6
85-86	80	1654	221	440	.502	216	278	.777	154	285	439	79	298	7	42	63	658	8.2
86-87	76	1556	210	405	.519	229	294	.779	120	260	380	85	266	5	20	74	649	8.5
87-88	81	2166	361	668	.540	407	487	.836	200	462	662	106	323	9	62	92	1129	13.9
88-89	76	1918	317	607	.522	332	402	.826	142	358	500	105	320	8	42	81	969	12.8
89-90	53	1194	163	330	.494	225	264	.852	117	225	342	61	200	7	41	45	551	10.4

TOTALS 536 11096 1626 3185 .511 1774 2194 .809 989 2097 3086 605 1922 44 274 498 5029 9.4
 Three-point field goals: '82-83, 0-1 (.000); '83-84, 0-2 (.000); '85-86, 0-1 (.000); '87-88, 0-2 (.000); '88-89, 3-9 (.333); '89-90, 0-4 (.000). Totals: 3-19 (.159).

PLAYOFFS	GP	MIN	FGM	FGA	PCT	FTM	FTA	PCT	OFF	DEF	REB	AST	PF	DQ	STL	BLK	PTS	AVG
1983	8	163	21	43	.488	15	15	1.000	11	29	40	14	25	0	2	5	57	7.1
1984	5	81	11	18	.611	6	8	.750	3	21	24	4	20	0	4	3	28	5.6
1985	9	118	11	26	.423	14	20	.700	8	22	30	12	22	0	3	4	36	4.0
1986	10	295	46	86	.535	24	30	.800	34	48	82	9	37	1	4	17	116	11.6
1987	3	75	12	17	.706	6	9	.667	6	11	17	2	10	0	1	2	30	10.0
1988	11	314	55	88	.625	70	83	.843	30	49	79	18	46	1	3	10	180	16.4
1989	2	36	1	7	.143	6	8	.750	2	9	11	1	4	0	1	1	8	4.0

TOTALS 48 1082 157 285 .551 141 175 .806 94 189 283 60 162 2 18 42 455 9.5
 Three-point field goals: 0-0.

STEVE SCHEFFLER

Height: 6-9 Weight: 250 Purdue '90 Born Sept. 3, 1967
 Acquired: Signed for the remainder of the season on Mar. 31, 1992 Departed: Contract expired at end of '91-92 season

YEAR	GP	MIN	FGM	FGA	PCT	FTM	FTA	PCT	OFF	DEF	REB	AST	PF	DQ	STL	BLK	PTS	AVG
91-92	7	46	4	7	.571	4	6	.667	8	3	11	0	8	0	3	0	12	1.7

Three-point field goals: 0-0.

CHARLES SCOTT

Height: 6-6 Weight: 175 North Carolina '71 Born Dec. 15, 1948
 Acquired: By trade from Los Angeles on Jun. 26, 1978 Departed: Contract expired at end of '79-80 season

YEAR	GP	MIN	FGM	FGA	PCT	FTM	FTA	PCT	OFF	DEF	REB	AST	PF	DQ	STL	BLK	PTS	AVG
78-79	79	2617	393	854	.460	161	215	.749	54	156	210	428	284	12	78	30	947	12.0
79-80	69	1860	276	688	.401	85	118	.720	51	115	166	250	197	3	47	23	639	9.3

TOTALS 148 4477 669 1542 .434 246 333 .739 105 271 376 678 481 15 125 53 1586 10.7
 Three-point field goals: '79-80, 2-11 (.182).

PLAYOFFS	GP	MIN	FGM	FGA	PCT	FTM	FTA	PCT	OFF	DEF	REB	AST	PF	DQ	STL	BLK	PTS	AVG
1979	3	104	20	42	.476	8	14	.571	2	12	14	10	11	0	2	2	48	16.0

SHAWNELLE SCOTT

Height: 6-11 Weight: 250 St. John's '94 Born Jun. 16, 1972
 Acquired: Signed as a free agent on Oct. 13, 2001 Departed: Waived on Jan. 6, 2002

YEAR	GP	MIN	FGM	FGA	PCT	FTM	FTA	PCT	OFF	DEF	REB	AST	PF	DQ	STL	BLK	PTS	AVG
01-02	21	252	37	75	.493	8	20	.400	53	50	103	8	49	0	3	6	82	3.9

Three-point field goals: 0-0.

DON SIDLE

Height: 6-9 Weight: 215 Oklahoma '68 Born Jun. 21, 1946
 Acquired: By trade from Miami in Jun. 1970 Departed: Traded to Indiana in Feb. 1971

YEAR	GP	MIN	FGM	FGA	PCT	FTM	FTA	PCT	OFF	DEF	REB	AST	PF	DQ	STL	BLK	PTS	AVG
70-71	54	1623	339	694	.488	192	257	.747	213	275	488	66	167	0	-	-	870	16.1

Three-point field goals: 0-5 (.000).

PAUL SILAS

Height: 6-7 Weight: 220 Creighton '63 Born Jul. 12, 1943
 Acquired: By trade from Boston on Oct. 20, 1976 Departed: Traded to Seattle on May 24, 1977

YEAR	GP	MIN	FGM	FGA	PCT	FTM	FTA	PCT	OFF	DEF	REB	AST	PF	DQ	STL	BLK	PTS	AVG
76-77	81	1959	206	572	.360	170	255	.667	236	370	606	132	183	0	58	23	582	7.2

PLAYOFFS	GP	MIN	FGM	FGA	PCT	FTM	FTA	PCT	OFF	DEF	REB	AST	PF	DQ	STL	BLK	PTS	AVG
1977	6	141	14	33	.424	13	24	.542	16	24	40	16	23	1	1	4	41	6.8





GRANT SIMMONS

Height: 6-3 Weight: 190 Nebraska '66 Born Mar. 7, 1943

YEAR	GP	MIN	FGM	FGA	PCT	FTM	FTA	PCT	OFF	DEF	REB	AST	PF	DQ	STL	BLK	PTS	AVG
67-68	78	2264	292	688	.424	208	295	.705	-	-	240	182	236	3	-	-	793	10.2
68-69	17	252	22	59	.373	20	29	.690	6	20	26	15	42	2	-	-	65	3.8
TOTALS	95	2516	314	747	.420	228	324	.704	-	-	266	197	278	5	-	-	858	9.0

Three-point field goals: '67-68, 1-22 (.045); '68-69, 1-2 (.500). Totals: 2-24 (.083).

PLAYOFFS	GP	MIN	FGM	FGA	PCT	FTM	FTA	PCT	OFF	DEF	REB	AST	PF	DQ	STL	BLK	PTS	AVG
1968	5	145	13	36	.361	12	16	.750	-	-	22	15	20	1	-	-	38	7.6
1969	2	9	0	1	.000	0	0	---	0	0	0	0	1	0	-	-	0	0.0
TOTALS	7	154	13	37	.351	12	16	.750	-	-	22	15	21	1	-	-	38	5.4

Three-point field goals: 1968, 0-1 (.000).

RALPH SIMPSON

Height: 6-5 Weight: 200 Michigan State '70 Born Aug. 10, 1949

Acquired: Drafted in the first round in 1971
Re-Acquired: By trade from Detroit on Feb. 1, 1978

Departed: Traded to Detroit on Oct. 20, 1976
Departed: Traded to Philadelphia on Aug. 16, 1978

YEAR	GP	MIN	FGM	FGA	PCT	FTM	FTA	PCT	OFF	DEF	REB	AST	PF	DQ	STL	BLK	PTS	AVG
70-71	81	1820	460	1108	.415	215	285	.754	125	106	231	168	152	1	-	-	1152	14.2
71-72	84	3006	920	2000	.460	457	568	.805	171	227	398	258	244	3	-	-	2300	27.4
72-73	81	2589	732	1670	.438	421	556	.757	140	231	371	222	241	2	127	11	1890	23.3
73-74	75	2244	597	1395	.428	208	276	.754	113	213	326	191	190	x	103	12	1404	18.7
74-75	82	2863	694	1374	.505	303	402	.754	108	283	391	442	214	x	166	19	1692	20.6
75-76	84	3121	619	1211	.511	273	350	.780	121	333	454	597	183	x	153	23	1515	18.0
77-78	32	584	73	230	.317	31	40	.775	26	49	75	72	42	0	43	4	177	4.4
TOTALS	519	16227	4095	8988	.456	1908	2477	.770	804	1442	2246	1950	1266	6	592	69	10130	19.5

Three-point field goals: '70-71, 17-60 (.283); '71-72, 3-22 (.136); '72-73, 5-24 (.208); '73-74, 2-24 (.083); '74-75, 1-12 (.083); '75-76, 4-24 (.167). Totals: 32-166 (.193).

PLAYOFFS	GP	MIN	FGM	FGA	PCT	FTM	FTA	PCT	OFF	DEF	REB	AST	PF	DQ	STL	BLK	PTS	AVG
1972	7	291	70	162	.432	47	57	.825	14	17	31	24	21	0	-	-	187	26.7
1973	5	197	51	138	.370	28	37	.757	8	16	24	14	20	1	3	1	132	26.4
1975	13	471	102	241	.427	53	68	.779	18	47	67	74	30	x	22	3	258	19.9
1976	13	542	99	217	.456	58	64	.906	17	44	61	73	33	x	21	4	257	19.8
1978	13	225	43	95	.453	16	23	.696	5	14	19	38	20	0	4	2	102	7.8
TOTALS	51	1546	365	826	.442	202	249	.811	62	138	200	223	124	1	50	10	936	18.4

Three-point field goals: 1972, 0-2 (.000); 1973, 2-6 (.333); 1975, 1-6 (.167); 1976, 1-2 (.500). Totals: 4-16 (.250).

REGGIE SLATER

Height: 6-7 Weight: 250 Wyoming '92 Born Aug. 27, 1970

Acquired: Signed as a free agent on Aug. 2, 1994
Re-Acquired: Signed as a free agent on Dec. 26, 1995

Departed: Selected by Vancouver in 1995 Expansion Draft
Departed: Waived on Jan. 5, 1996

YEAR	GP	MIN	FGM	FGA	PCT	FTM	FTA	PCT	OFF	DEF	REB	AST	PF	DQ	STL	BLK	PTS	AVG
94-95	25	236	40	81	.494	40	55	.727	21	36	57	12	47	0	7	3	120	4.8
95-96	4	26	6	11	.545	2	5	.400	3	4	7	2	4	0	1	1	14	3.5
TOTALS	29	262	46	92	.500	42	60	.700	24	40	64	14	51	0	8	4	134	4.6

Three-point field goals: 0-0.

AL SMITH

Height: 6-1 Weight: 195 Bradley '71 Born Jan. 15, 1947

Acquired: Drafted in the fourth round in 1971
Departed: Traded to Utah on Sept. 18, 1974

YEAR	GP	MIN	FGM	FGA	PCT	FTM	FTA	PCT	OFF	DEF	REB	AST	PF	DQ	STL	BLK	PTS	AVG
71-72	83	1764	292	675	.433	153	211	.725	85	141	226	249	244	4	-	-	769	9.3
72-73	83	2343	315	767	.411	272	352	.773	68	146	214	477	295	7	74	11	919	11.1
73-74	76	2435	311	779	.399	187	242	.773	56	185	241	619	257	x	100	7	831	10.9
TOTALS	242	6542	918	2221	.413	612	805	.760	209	472	681	1345	796	11	174	18	2519	10.4

Three-point field goals: '71-72, 32-107 (.299); '72-73, 17-90 (.189); '73-74, 22-72 (.306). Totals: 71-269 (.264).

PLAYOFFS	GP	MIN	FGM	FGA	PCT	FTM	FTA	PCT	OFF	DEF	REB	AST	PF	DQ	STL	BLK	PTS	AVG
1972	7	99	12	27	.444	4	5	.800	3	15	18	7	14	0	-	-	30	4.3
1973	5	185	15	54	.278	18	20	.900	10	15	25	26	17	0	4	0	48	9.6
TOTALS	12	284	27	81	.333	22	25	.880	13	30	43	33	31	0	4	0	78	6.5

Three-point field goals: 1972, 2-3 (.667); 1973, 0-2 (.000). Totals: 2-5 (.400).

CHARLES SMITH

Height: 6-4 Weight: 200 New Mexico '97 Born Aug. 22, 1975

Acquired: By trade from Portland on Feb. 23, 2006
Departed: Waived on Mar. 1, 2006

YEAR	GP	MIN	FGM	FGA	PCT	FTM	FTA	PCT	OFF	DEF	REB	AST	PF	DQ	STL	BLK	PTS	AVG
05-06	1	2	0	1	.000	0	0	---	0	0	0	0	1	0	0	0	0	0.0

Three-point field goals: 0-1 (.000).





J.R. SMITH

Height: 6-6 Weight: 220 St. Benedict's Prep (New Jersey) '04 Born Sept. 8, 1948
 Acquired: By trade from Chicago on July 20, 2006 Departed: Contract expired at end of 2010-11 season

YEAR	GP	MIN	FGM	FGA	PCT	FTM	FTA	PCT	OFF	DEF	REB	AST	PF	DQ	STL	BLK	PTS	AVG
06-07	63	1471	284	644	.441	102	126	.810	30	113	143	91	147	1	49	9	819	13.0
07-08	74	1420	311	674	.461	128	178	.719	43	109	152	128	144	0	62	12	907	12.3
08-09	81	2244	424	950	.446	205	272	.754	43	254	297	227	190	1	78	14	1233	15.2
09-10	75	2081	428	1033	.414	142	201	.706	28	206	234	183	174	1	99	20	1156	15.4
10-11	79	1967	341	784	.435	163	221	.738	45	277	322	175	173	0	92	16	969	12.3
TOTALS	372	9183	1788	4085	.438	740	998	.741	189	959	1148	804	828	3	380	71	5084	13.7

Three-point field goals: '06-07, 149-382 (.390); '07-08, 157-390 (.403); '08-09, 180-453 (.397); '09-10, 158-467 (.338); '10-11, 124-318 (.390). Totals: 768-2010 (.382).

PLAYOFFS	GP	MIN	FGM	FGA	PCT	FTM	FTA	PCT	OFF	DEF	REB	AST	PF	DQ	STL	BLK	PTS	AVG
2007	4	46	6	22	.273	6	6	1.000	1	8	9	2	6	0	4	1	18	4.5
2008	4	107	23	43	.535	7	22	.833	1	6	7	7	12	1	4	0	73	18.3
2009	16	434	88	194	.454	25	46	.543	11	42	53	45	26	0	17	4	239	14.9
2010	6	159	21	57	.368	14	16	.875	5	18	23	10	17	0	4	2	67	11.2
2011	5	76	16	45	.356	8	11	.727	1	9	10	5	8	0	2	0	49	9.8
TOTALS	35	825	154	361	.427	73	103	.709	19	83	102	69	94	1	31	7	446	12.7

Three-point field goals: 2007, 0-12 (.000); 2008, 7-22 (.318); 2009, 38-106 (.358); 2010, 11-31 (.355); 2011, 9-21 (.429). Totals: 65-192 (.339).

JOE SMITH

Height: 6-10 Weight: 225 Maryland '95 Born Jul. 26, 1975
 Acquired: By trade from Milwaukee on Aug. 10, 2006 Departed: Traded to Philadelphia on Dec. 19, 2006

YEAR	GP	MIN	FGM	FGA	PCT	FTM	FTA	PCT	OFF	DEF	REB	AST	PF	DQ	STL	BLK	PTS	AVG
06-07	11	148	23	48	.479	10	12	.833	13	27	40	3	23	0	6	7	56	5.1

Three-point field goals: 0-1 (.000).

KENNY SMITH

Height: 6-3 Weight: 179 North Carolina '87 Born Mar. 8, 1965
 Acquired: Signed for the remainder of the season on Mar. 3, 1997 Departed: Contract expired at end of '96-97 season

YEAR	GP	MIN	FGM	FGA	PCT	FTM	FTA	PCT	OFF	DEF	REB	AST	PF	DQ	STL	BLK	PTS	AVG
96-97	33	654	87	206	.422	35	41	.854	3	34	37	102	25	0	18	0	260	7.9

Three-point field goals: 51-120 (.425).

OTIS SMITH

Height: 6-5 Weight: 210 Jacksonville '86 Born Jan. 30, 1964
 Acquired: Drafted, No. 41 overall, in 1986 Departed: Traded to Golden State on Dec. 2, 1987

YEAR	GP	MIN	FGM	FGA	PCT	FTM	FTA	PCT	OFF	DEF	REB	AST	PF	DQ	STL	BLK	PTS	AVG
86-87	28	168	33	79	.418	12	21	.571	17	17	34	22	30	0	1	1	78	2.8
87-88	15	191	37	93	.398	21	28	.750	16	14	30	11	23	0	5	6	95	6.3
TOTALS	43	359	70	172	.406	33	49	.673	33	31	64	33	53	0	6	7	173	4.0

Three-point field goals: '86-87, 0-2 (.000).

PLAYOFFS	GP	MIN	FGM	FGA	PCT	FTM	FTA	PCT	OFF	DEF	REB	AST	PF	DQ	STL	BLK	PTS	AVG
1987	3	19	2	6	.333	6	9	.667	1	4	5	4	1	0	0	2	10	3.3

Three-point field goals: 0-0.

ROBERT SMITH

Height: 5-11 Weight: 165 UNLV '77 Born Mar. 10, 1955
 Acquired: Signed as a free agent on Aug. 11, 1977 Departed: Waived on Jan. 30, 1978
 Re-Acquired: Re-Signed on Feb. 8, 1978 Departed: Traded to Utah on Oct. 9, 1979

YEAR	GP	MIN	FGM	FGA	PCT	FTM	FTA	PCT	OFF	DEF	REB	AST	PF	DQ	STL	BLK	PTS	AVG
77-78	45	378	50	97	.515	21	24	.875	6	30	36	39	52	0	18	3	121	2.7
78-79	82	1479	184	436	.422	159	180	.883	41	105	146	208	165	1	58	13	527	6.4
TOTALS	127	1857	234	533	.439	180	204	.882	47	135	182	247	217	1	76	16	648	5.1

PLAYOFFS	GP	MIN	FGM	FGA	PCT	FTM	FTA	PCT	OFF	DEF	REB	AST	PF	DQ	STL	BLK	PTS	AVG
1978	11	96	17	26	.654	5	7	.714	5	4	9	17	13	0	6	0	39	3.5
1979	3	25	0	7	.000	2	2	1.000	1	1	2	4	2	0	2	0	2	0.7
TOTALS	14	121	17	33	.515	7	9	.778	5	5	11	21	15	0	8	0	41	2.9

ELMORE SPENCER

Height: 7-0 Weight: 270 UNLV '92 Born Dec. 6, 1969
 Acquired: By trade from L.A. Clippers on Sept. 19, 1995 Departed: Waived on Dec. 12, 1995

YEAR	GP	MIN	FGM	FGA	PCT	FTM	FTA	PCT	OFF	DEF	REB	AST	PF	DQ	STL	BLK	PTS	AVG
95-96	6	21	0	1	.000	0	0	---	1	3	4	0	8	1	0	3	0	0.0

Three-point field goals: 0-0.





BRYANT STITH

Height: 6-5 Weight: 210 Virginia '92 Born Dec. 10, 1970
 Acquired: Drafted, No. 13 overall, in 1992 Departed: Traded to Boston on Oct. 16, 2000

YEAR	GP	MIN	FGM	FGA	PCT	FTM	FTA	PCT	OFF	DEF	REB	AST	PF	DQ	STL	BLK	PTS	AVG
92-93	39	865	124	278	.446	99	119	.832	39	85	124	49	82	0	24	5	347	8.9
93-94	82	2853	365	811	.450	291	351	.829	119	230	349	199	165	0	116	18	1023	12.5
94-95	81	2329	312	661	.472	267	324	.824	95	173	268	153	142	0	91	18	911	11.2
95-96	82	2810	379	911	.416	320	379	.844	125	275	400	241	187	3	114	16	1119	13.6
96-97	52	1788	251	603	.416	202	234	.863	74	143	217	133	119	1	60	20	774	14.9
97-98	31	718	75	225	.333	75	86	.872	15	50	65	50	52	0	21	8	235	7.6
98-99	46	1194	114	290	.393	61	71	.859	30	77	107	82	65	0	28	15	320	7.0
99-00	45	691	86	189	.455	64	77	.831	23	61	84	61	56	0	18	12	253	5.6

TOTALS 458 13248 1706 3968 .430 1379 1641 .840 520 1094 1614 968 868 4 472 110 4982 10.9
 Three-point field goals: '92-93, 0-4 (.000); '93-94, 2-9 (.222); '94-95, 20-68 (.294); '95-96, 41-148 (.277); '96-97, 70-182 (.385); '97-98, 10-48 (.208); '98-99, 31-106 (.292); '99-00, 7-56 (.125). Totals: 191-621 (.308).

PLAYOFFS	GP	MIN	FGM	FGA	PCT	FTM	FTA	PCT	OFF	DEF	REB	AST	PF	DQ	STL	BLK	PTS	AVG
1994	12	413	43	102	.422	50	60	.833	23	33	56	26	23	0	11	2	136	11.3
1995	3	85	17	32	.531	15	19	.789	3	6	9	7	7	0	1	1	50	16.7

TOTALS 15 498 60 134 .448 65 79 .823 26 39 65 33 30 0 12 3 186 12.4
 Three-point field goals: 1994, 0-1 (.000); 1995, 1-6 (.167). Totals: 1-7 (.143).

JARNELL STOKES

Height: 6-9 Weight: 263 Tennessee '14 Born Jan. 7, 1994
 Acquired: Signed as a free agent on Sep. 7, 2016 Departed: Waived on Nov. 15, 2016

YEAR	GP	MIN	FGM	FGA	PCT	FTM	FTA	PCT	OFF	DEF	REB	AST	PF	DQ	STL	BLK	PTS	AVG
16-17	2	7	1	1	1.000	1	2	.500	1	1	2	2	3	0	1	0	0	1.5

Three-point field goals: 0-0 (.000).

JULYAN STONE

Height: 6-7 Weight: 200 UTEP '11 Born Oct. 10, 1988
 Acquired: Signed as undrafted free agent on Dec. 9, 2011 Departed: Contract expired at end of 2012-13 season

YEAR	GP	MIN	FGM	FGA	PCT	FTM	FTA	PCT	OFF	DEF	REB	AST	PF	DQ	STL	BLK	PTS	AVG
11-12	22	179	13	31	.419	8	11	.727	5	20	25	37	18	0	8	6	36	1.6
12-13	4	28	2	2	1.000	3	4	.750	2	1	3	2	4	0	1	0	7	1.8

TOTALS 26 207 15 33 .455 11 15 .733 7 21 28 39 22 0 9 6 43 1.8
 Three-point field goals: '11-12, 2-11 (.182); '12-13, 0-0 (---). Totals: 2-11 (.182).

PLAYOFFS	GP	MIN	FGM	FGA	PCT	FTM	FTA	PCT	OFF	DEF	REB	AST	PF	DQ	STL	BLK	PTS	AVG
2012	2	5	1	2	.500	0	0	---	1	0	1	2	0	0	0	0	2	1.0
2013	2	13	0	0	---	2	2	1.000	0	0	0	1	3	0	0	0	2	1.0

TOTALS 4 18 1 2 .500 2 2 1.000 1 0 1 3 3 0 0 0 0 4 1.0
 Three-point field goals: 0-0 (---).

MARK STRICKLAND

Height: 6-10 Weight: 220 Temple '92 Born Jul. 14, 1970
 Acquired: By trade from Miami on Jun. 27, 2000 Departed: Waived on Mar. 22, 2001

YEAR	GP	MIN	FGM	FGA	PCT	FTM	FTA	PCT	OFF	DEF	REB	AST	PF	DQ	STL	BLK	PTS	AVG
00-01	46	517	82	185	.443	37	59	.627	43	77	120	17	58	0	12	19	201	4.4

Three-point field goals: 0-1 (.000).

LEVERN TART

Height: 6-3 Weight: 196 Bradley '64 Born Jun. 1, 1942
 Acquired: By trade from Houston on Feb. 12, 1969 Departed: Sold to New York on Jun. 26, 1969

YEAR	GP	MIN	FGM	FGA	PCT	FTM	FTA	PCT	OFF	DEF	REB	AST	PF	DQ	STL	BLK	PTS	AVG
68-69	20	345	56	159	.352	42	56	.750	25	26	51	44	40	1	-	-	154	7.7

Three-point field goals: 0-2 (.000).

BRIAN TAYLOR

Height: 6-2 Weight: 185 Princeton '73 Born Jun. 9, 1951
 Acquired: By trade from Kansas City on May 25, 1977 Departed: Left team on Jan. 16, 1978

YEAR	GP	MIN	FGM	FGA	PCT	FTM	FTA	PCT	OFF	DEF	REB	AST	PF	DQ	STL	BLK	PTS	AVG
77-78	39	1222	182	403	.452	88	115	.765	30	68	98	132	120	1	71	9	452	11.6

JOHNNY TAYLOR

Height: 6-9 Weight: 220 Tennessee-Chattanooga '97 Born Jun. 4, 1974
 Acquired: By trade from Orlando on Jan. 21, 1999 Departed: Traded to Orlando on Feb. 1, 2000

YEAR	GP	MIN	FGM	FGA	PCT	FTM	FTA	PCT	OFF	DEF	REB	AST	PF	DQ	STL	BLK	PTS	AVG
98-99	36	724	82	198	.414	17	23	.739	30	71	101	24	97	1	28	17	207	5.8
99-00	1	5	0	2	.000	0	0	---	0	1	1	0	1	0	0	0	0	0.0

TOTALS 37 729 82 200 .410 17 23 .739 30 72 102 24 98 1 28 17 207 5.8
 Three-point field goals: '98-99, 26-68 (.382); '99-00, 0-0. Totals: 26-68 (.382).





ROLAND "FATTY" TAYLOR

Height: 6-0 Weight: 175 LaSalle '69 Born Mar. 13, 1946
 Departed: Traded to Virginia in 1975
 Re-Acquired: By trade from Philadelphia on Aug. 5, 1976 Departed: Waived on Oct. 17, 1977

YEAR	GP	MIN	FGM	FGA	PCT	FTM	FTA	PCT	OFF	DEF	REB	AST	PF	DQ	STL	BLK	PTS	AVG
74-75	76	2018	251	586	.428	129	172	.750	85	136	221	337	238	x	172	16	637	8.4
76-77	79	1548	132	314	.420	37	65	.569	90	121	211	288	202	0	132	9	301	3.8
TOTALS	155	3566	383	900	.426	166	237	.700	175	257	432	632	440	0	304	25	938	6.1

Three-point field goals: '74-75, 6-21 (.286).

PLAYOFFS	GP	MIN	FGM	FGA	PCT	FTM	FTA	PCT	OFF	DEF	REB	AST	PF	DQ	STL	BLK	PTS	AVG
1975	13	275	29	64	.453	15	19	.789	16	22	38	37	36	x	27	2	73	5.6
1977	1	1	0	0	---	0	0	---	0	0	0	0	0	0	0	0	0	0.0
TOTALS	14	276	29	64	.453	15	19	.789	16	22	38	37	36	0	27	2	73	5.2

Three-point field goals: 1975, 0-1 (.000).

CLAUDE TERRY

Height: 6-5 Weight: 195 Stanford '72 Born Jan. 12, 1950
 Acquired: Drafted in the second round in 1972

YEAR	GP	MIN	FGM	FGA	PCT	FTM	FTA	PCT	OFF	DEF	REB	AST	PF	DQ	STL	BLK	PTS	AVG
72-73	68	667	120	285	.421	74	114	.649	45	30	75	62	111	0	24	0	324	4.8
73-74	60	587	113	255	.443	60	69	.870	26	45	71	73	64	x	12	3	300	5.0
74-75	70	989	193	364	.530	70	92	.760	57	83	140	111	82	x	33	2	466	6.7
75-76	79	1349	232	500	.464	80	89	.899	42	110	152	146	116	x	40	5	557	7.1
TOTALS	277	3592	658	1404	.469	284	364	.780	170	268	438	392	373	0	109	10	1647	5.9

Three-point field goals: '72-73, 10-24 (.417); '73-74, 14-35 (.400); '74-75, 10-25 (.400); '75-76, 13-55 (.236). Totals: 47-139 (.338).

PLAYOFFS	GP	MIN	FGM	FGA	PCT	FTM	FTA	PCT	OFF	DEF	REB	AST	PF	DQ	STL	BLK	PTS	AVG
1973	4	36	2	9	.222	1	1	1.000	1	2	3	2	5	0	2	0	5	1.3
1975	12	135	23	58	.397	3	5	.600	5	8	13	13	18	x	1	1	50	4.2
1976	12	159	18	50	.360	13	17	.765	4	17	21	17	15	x	7	1	49	4.1
TOTALS	28	330	43	117	.368	17	23	.739	10	27	37	32	38	0	10	2	104	3.7

Three-point field goals: 1973, 0-2 (.000); 1975, 1-10 (.100); 1976, 0-7 (.000). Totals: 1-19 (.053).

FLOYD THEARD

Height: 6-1 Weight: 170 Kentucky State '69 Born Sept. 5, 1944

YEAR	GP	MIN	FGM	FGA	PCT	FTM	FTA	PCT	OFF	DEF	REB	AST	PF	DQ	STL	BLK	PTS	AVG
69-70	25	406	39	113	.345	18	28	.643	8	43	51	44	49	1	-	-	96	3.8

Three-point field goals: 0-1 (.000).

ISAIAH THOMAS

Height: 5-9 Weight: 185 Washington '11 Born Feb. 7, 1989
 Acquired: Signed as a free agent on Jul. 16, 2018 Departed: Contract expired at the end of the '18-19 season

YEAR	GP	MIN	FGM	FGA	PCT	FTM	FTA	PCT	OFF	DEF	REB	AST	PF	DQ	STL	BLK	PTS	AVG
18-19	12	181	34	99	.343	17	27	.630	5	8	13	23	17	0	5	1	97	8.1

Three-point field goals: '18-19, 12-43 (.279).

WILLIS "LEFTY" THOMAS

Height: 6-2 Weight: 185 Tennessee State '67 Born in 1937
 Departed: Traded Anaheim in Dec., 1967

YEAR	GP	MIN	FGM	FGA	PCT	FTM	FTA	PCT	OFF	DEF	REB	AST	PF	DQ	STL	BLK	PTS	AVG
67-68	24	542	136	305	.446	22	32	.688	-	-	58	25	45	1	-	-	294	12.3

Three-point field goals: 0-2 (.000).

BROOKS THOMPSON

Height: 6-4 Weight: 195 Oklahoma State '94 Born Jul. 19, 1970
 Acquired: Signed as a free agent on Nov. 21, 1996 Departed: Contract expired at end of '96-97 season

YEAR	GP	MIN	FGM	FGA	PCT	FTM	FTA	PCT	OFF	DEF	REB	AST	PF	DQ	STL	BLK	PTS	AVG
96-97	65	1047	162	405	.400	24	38	.632	18	78	96	179	125	0	55	2	445	6.8

Three-point field goals: 97-244 (.398).





DAVID THOMPSON

Height: 6-4 Weight: 195 North Carolina State '75 Born Jul. 13, 1954
 Acquired: By trade from Virginia in 1975 Departed: Traded to Seattle on Jun. 17, 1982

YEAR	GP	MIN	FGM	FGA	PCT	FTM	FTA	PCT	OFF	DEF	REB	AST	PF	DQ	STL	BLK	PTS	AVG
75-76	83	3101	807	1567	.515	541	681	.794	228	297	525	308	282	x	136	102	2158	26.0
76-77	82	3001	824	1626	.507	477	623	.766	138	196	334	337	236	1	114	53	2125	25.9
77-78	80	3025	826	1524	.521	520	668	.778	156	234	390	362	213	1	92	99	2172	27.2
78-79	76	2670	693	1353	.512	439	583	.753	109	165	274	225	180	2	70	82	1825	24.0
79-80	39	1239	289	617	.468	254	335	.758	56	118	174	124	106	0	39	38	839	21.5
80-81	77	2620	734	1451	.506	489	615	.795	107	180	287	231	231	3	53	60	1967	25.5
81-82	61	1246	313	644	.486	276	339	.814	57	91	148	117	149	1	34	29	906	14.9
TOTALS	498	16902	4486	8782	.507	2996	3844	.779	851	1281	2132	1704	1397	8	538	463	11992	24.1

Three-point field goals: '75-76, 3-19 (.158); '79-80, 7-19 (.368); '80-81, 10-39 (.256); '81-82, 4-14 (.286). Totals: 24-91 (.264).

PLAYOFFS	GP	MIN	FGM	FGA	PCT	FTM	FTA	PCT	OFF	DEF	REB	AST	PF	DQ	STL	BLK	PTS	AVG
1976	13	508	127	237	.536	88	105	.838	32	51	83	39	54	x	16	5	343	26.4
1977	6	237	56	121	.463	36	53	.679	13	18	31	24	22	1	9	4	148	24.7
1978	13	481	131	291	.450	66	80	.825	18	35	53	52	34	0	9	21	328	25.5
1979	3	122	38	69	.551	8	11	.727	7	14	21	12	12	0	4	1	84	28.0
1982	3	66	15	33	.455	4	7	.571	4	6	10	6	8	0	1	0	35	11.7
TOTALS	38	1414	367	751	.489	202	256	.789	74	124	198	133	130	1	39	31	938	24.7

Three-point field goals: 1976, 1-4 (.250); 1982, 1-3 (.333). Totals: 2-7 (.286).

LASALLE THOMPSON

Height: 6-10 Weight: 260 Texas '82 Born Jun. 23, 1961
 Acquired: Signed as a free agent prior to '96-97 season Departed: Traded to Indiana on Feb. 20, 1997

YEAR	GP	MIN	FGM	FGA	PCT	FTM	FTA	PCT	OFF	DEF	REB	AST	PF	DQ	STL	BLK	PTS	AVG
96-97	17	105	3	16	.188	1	2	.500	5	21	26	0	26	0	3	6	7	0.4

Three-point field goals: 0-0.

MONTE TOWE

Height: 5-7 Weight: 150 North Carolina State '75 Born Sept. 27, 1953
 Acquired: Drafted in the fourth round in 1975 Departed: Waived on Sept. 29, 1977

YEAR	GP	MIN	FGM	FGA	PCT	FTM	FTA	PCT	OFF	DEF	REB	AST	PF	DQ	STL	BLK	PTS	AVG
75-76	64	576	72	179	.402	36	44	.818	6	49	55	136	84	x	37	5	189	3.0
76-77	51	409	56	138	.406	18	25	.720	8	26	34	87	61	0	16	0	130	2.5
TOTALS	115	985	128	317	.404	54	69	.783	14	75	89	223	145	0	53	5	319	2.8

Three-point field goals: '75-76, 9-42 (.214).

PLAYOFFS	GP	MIN	FGM	FGA	PCT	FTM	FTA	PCT	OFF	DEF	REB	AST	PF	DQ	STL	BLK	PTS	AVG
1976	4	30	3	8	.375	4	5	.800	0	0	0	6	6	x	1	0	10	2.5
1977	1	6	2	3	.667	0	0	.000	0	0	0	1	0	0	0	0	4	4.0
TOTALS	5	36	5	11	.455	4	5	.800	0	0	0	7	6	0	1	0	14	2.8

Three-point field goals: 0-0.

JOHN Q. TRAPP

Height: 6-7 Weight: 215 UNLV '68 Born Oct. 2, 1945

YEAR	GP	MIN	FGM	FGA	PCT	FTM	FTA	PCT	OFF	DEF	REB	AST	PF	DQ	STL	BLK	PTS	AVG
72-73	25	342	54	128	.422	19	32	.594	27	45	72	20	76	1	16	6	127	5.1

Three-point field goals: 0-2 (.000).

PLAYOFFS	GP	MIN	FGM	FGA	PCT	FTM	FTA	PCT	OFF	DEF	REB	AST	PF	DQ	STL	BLK	PTS	AVG
72-73	5	51	7	16	.438	8	12	.667	4	3	7	2	13	0	0	1	22	4.4

Three-point field goals: 0-0.

JEFF TREPAGNIER

Height: 6-4 Weight: 200 Southern California '01 Born Jul. 11, 1979
 Acquired: Signed the first of two consecutive 10-day contracts on Mar. 23, 2003 Departed: Contract expired at end of '03-04 season

YEAR	GP	MIN	FGM	FGA	PCT	FTM	FTA	PCT	OFF	DEF	REB	AST	PF	DQ	STL	BLK	PTS	AVG
02-03	8	97	17	40	.425	7	7	1.000	8	8	16	6	5	0	8	0	45	5.6
03-04	11	96	10	38	.263	3	6	.500	6	9	15	4	7	0	3	0	25	2.3
TOTALS	19	193	27	78	.346	10	13	.769	14	17	31	10	12	0	11	0	70	3.7

Three-point field goals: '02-03, 4-8 (.500); '03-04, 2-4 (.500). Totals: 6-12 (.500).

NIKOLAZ TSKITISHVILI

Height: 7-0 Weight: 245 Republic of Georgia Born Apr. 14, 1983
 Acquired: Drafted, No. 5 overall, in 2002 Departed: Traded to Golden State on Feb. 24, 2005

YEAR	GP	MIN	FGM	FGA	PCT	FTM	FTA	PCT	OFF	DEF	REB	AST	PF	DQ	STL	BLK	PTS	AVG
02-03	81	1320	115	393	.293	48	65	.738	64	117	181	91	136	1	31	29	315	3.9
03-04	39	307	40	122	.328	23	29	.793	24	39	63	10	50	0	6	8	106	2.7
04-05	23	158	15	51	.294	4	7	.571	11	18	29	4	24	0	8	8	34	1.5
TOTALS	143	1785	170	566	.300	75	101	.743	99	174	273	105	210	1	45	45	455	3.2

Three-point field goals: '02-03, 37-152 (.243); '03-04, 3-11 (.273); '04-05, 0-7 (.000). Totals: 40-170 (.235).





RAYJON TUCKER

Height: 6-3 Weight: 209 Arkansas Little Rock '19 Born Sept. 24, 1997
 Acquired: Signed a 10-day Contract on Dec. 31, 2021 Departed: Contract expired at the end of '21-22 season

YEAR	GP	MIN	FGM	FGA	PCT	FTM	FTA	PCT	OFF	DEF	REB	AST	PF	DQ	STL	BLK	PTS	AVG
21-22	3	29	1	2	.500	3	4	.750	1	3	4	4	3	0	1	0	6	2.0

Three-point field goals: 1-2 (.500).

ELSTON TURNER

Height: 6-5 Weight: 200 Mississippi '81 Born Jun. 10, 1959
 Acquired: By trade from Dallas on Aug. 23, 1984 Departed: Contract expired at end of '85-86 season
 Re-Acquired: Signed as a free agent on Oct. 6, 1988 Departed: Contract expired at end of '88-89 season

YEAR	GP	MIN	FGM	FGA	PCT	FTM	FTA	PCT	OFF	DEF	REB	AST	PF	DQ	STL	BLK	PTS	AVG
84-85	81	1491	181	388	.466	51	65	.785	88	128	216	158	152	0	96	7	414	5.1
85-86	73	1324	165	379	.435	39	53	.736	64	137	201	165	150	1	70	6	369	5.1
88-89	78	1746	151	353	.428	33	56	.589	109	178	287	144	209	2	90	8	337	4.3
TOTALS	232	4561	497	1120	.444	123	174	.707	261	443	704	467	511	3	256	21	1120	4.8

Three-point field goals: '84-85, 1-6 (.167); '85-86, 0-9 (.000); '88-89, 2-7 (.286). Totals: 3-22 (.136).

PLAYOFFS	GP	MIN	FGM	FGA	PCT	FTM	FTA	PCT	OFF	DEF	REB	AST	PF	DQ	STL	BLK	PTS	AVG
1985	15	358	50	102	.490	12	19	.632	30	43	73	46	42	0	17	1	114	7.6
1986	10	196	29	54	.537	7	8	.875	12	17	29	22	19	1	7	0	66	6.6
1989	3	74	6	13	.462	2	6	.333	2	9	11	3	9	0	1	0	14	4.7
TOTALS	28	628	85	169	.503	21	33	.636	44	69	113	71	70	1	25	1	194	6.9

Three-point field goals: 1985, 2-2 (1.000); 1986, 1-1 (1.000); 1989, 0-1 (.000). Totals: 3-4 (.750).

RON VALENTINE

Height: 6-7 Weight: 210 Old Dominion '80 Born Nov. 27, 1957
 Acquired: Drafted, No. 51 overall, in 1980 Departed: Waived on Oct. 8, 1980
 Re-Acquired: Signed as a free agent on Dec. 2, 1980 Departed: Traded to Washington on Dec. 17, 1981

YEAR	GP	MIN	FGM	FGA	PCT	FTM	FTA	PCT	OFF	DEF	REB	AST	PF	DQ	STL	BLK	PTS	AVG
80-81	24	123	37	98	.378	9	19	.474	10	20	30	7	23	0	7	4	84	3.5

Three-point field goals: 1-2 (.500).

JAN VAN BREDA KOLFF

Height: 6-7 Weight: 200 Vanderbilt '74 Born Dec. 16, 1951
 Departed: Traded to Virginia on Jul. 14, 1975

YEAR	GP	MIN	FGM	FGA	PCT	FTM	FTA	PCT	OFF	DEF	REB	AST	PF	DQ	STL	BLK	PTS	AVG
74-75	84	1639	155	342	.453	177	211	.839	121	237	358	181	164	x	48	43	487	5.8

Three-point field goals: 0-3 (.000).

PLAYOFFS	GP	MIN	FGM	FGA	PCT	FTM	FTA	PCT	OFF	DEF	REB	AST	PF	DQ	STL	BLK	PTS	AVG
1975	12	192	17	40	.425	29	31	.935	18	22	40	15	27	x	4	6	63	5.3

Three-point field goals: 0-0.

JARRED VANDERBILT

Height: 6-9 Weight: 214 Kentucky '18 Born Apr. 3, 1999
 Acquired: By trade from Orlando on Jun. 21, 2018 Departed: Traded to Minnesota on Feb. 5, 2020

YEAR	GP	MIN	FGM	FGA	PCT	FTM	FTA	PCT	OFF	DEF	REB	AST	PF	DQ	STL	BLK	PTS	AVG
18-19	17	69	9	19	.474	6	10	.600	7	16	23	3	8	0	6	1	24	1.4
19-20	9	41	5	7	.714	0	0	---	3	5	8	2	6	0	3	1	10	1.1
TOTALS	26	110	14	26	.538	6	10	.600	10	21	31	5	14	0	9	2	34	1.3

Three-point field goals: '18-19, 0-1 (.000); '19-20, 0-0 (---). Totals: 0-1 (.000).

PLAYOFFS	GP	MIN	FGM	FGA	PCT	FTM	FTA	PCT	OFF	DEF	REB	AST	PF	DQ	STL	BLK	PTS	AVG
2019	3	5	0	0	---	0	0	---	0	1	1	0	0	0	0	1	0	0.0

Three-point field goals: 0-0 (---).

NICK VAN EXEL

Height: 6-1 Weight: 195 Cincinnati '93 Born Nov. 27, 1971
 Acquired: By trade from the L.A. Lakers on Jun. 24, 1998 Departed: Traded to Dallas on Feb. 21, 2002

YEAR	GP	MIN	FGM	FGA	PCT	FTM	FTA	PCT	OFF	DEF	REB	AST	PF	DQ	STL	BLK	PTS	AVG
98-99	50	1802	306	769	.398	142	175	.811	14	99	113	368	90	0	40	3	826	16.5
99-00	79	2950	473	1213	.390	196	240	.817	34	277	311	714	148	0	68	11	1275	16.1
00-01	71	2688	460	1112	.414	204	249	.819	44	197	241	600	109	1	61	18	1259	17.7
01-02	45	1737	372	912	.408	136	174	.782	19	150	169	365	69	0	30	7	965	21.4
TOTALS	245	9177	1611	4006	.402	678	838	.809	111	723	834	2047	506	1	199	39	4325	17.7

Three-point field goals: '98-99, 72-234 (.308); '99-00, 133-401 (.332); '00-01, 135-358 (.377); '01-02, 85-252 (.337). Totals: 425-1245 (.341).





KIKI VANDEWEGHE

Height: 6-8 Weight: 220 UCLA '80 Born Aug. 1, 1958
 Acquired: By trade from Dallas on Dec. 10, 1980 Departed: Traded to Portland on Jun. 7, 1984

YEAR	GP	MIN	FGM	FGA	PCT	FTM	FTA	PCT	OFF	DEF	REB	AST	PF	DQ	STL	BLK	PTS	AVG
80-81	51	1376	229	537	.426	130	159	.818	86	184	270	94	116	0	29	24	588	11.5
81-82	82	2775	706	1260	.560	347	405	.857	149	312	461	247	217	1	52	29	1760	21.5
82-83	82	2909	841	1537	.547	489	559	.875	124	313	437	203	198	0	66	38	2186	26.7
83-84	78	2734	895	1603	.558	494	580	.852	84	289	373	238	187	1	53	50	2295	29.4
TOTALS	293	9794	2671	4937	.541	1460	1703	.857	443	1098	1541	782	718	2	200	141	6829	23.3

Three-point field goals: '80-81, 0-7 (.000); '81-82, 1-13 (.076); '82-83, 15-51 (.294); '83-84, 11-30 (.367). Totals: 27-101 (.267).

PLAYOFFS	GP	MIN	FGM	FGA	PCT	FTM	FTA	PCT	OFF	DEF	REB	AST	PF	DQ	STL	BLK	PTS	AVG
1982	3	109	25	43	.581	18	18	1.000	4	14	18	9	7	0	2	4	68	22.7
1983	8	317	87	160	.544	40	50	.800	6	46	52	32	16	0	4	7	214	26.8
1984	5	180	49	96	.510	27	28	.964	6	17	23	20	14	1	9	5	127	25.4
TOTALS	16	606	161	299	.538	85	96	.885	16	77	93	61	37	1	15	16	409	25.6

Three-point field goals: 1983, 0-4 (.000); 1984, 2-5 (.400). Totals: 2-9 (.222).

BOB VERGA

Height: 6-1 Weight: 190 Duke '67 Born Sept. 7, 1945
 Acquired: By trade from Dallas in Jul., 1968 Departed: Traded to New York on Nov. 8, 1968

YEAR	GP	MIN	FGM	FGA	PCT	FTM	FTA	PCT	OFF	DEF	REB	AST	PF	DQ	STL	BLK	PTS	AVG
68-69	6	150	24	77	.312	18	28	.643	10	11	21	11	16	0	-	-	67	11.2

Three-point field goals: 1-3 (.333).

JAN VESELY

Height: 6-11 Weight: 240 Czech Republic '11 Born Apr. 24, 1990
 Acquired: By trade from Washington on Feb. 20, 2014 Departed: Contract expired at end of 2013-14 season

YEAR	GP	MIN	FGM	FGA	PCT	FTM	FTA	PCT	OFF	DEF	REB	AST	PF	DQ	STL	BLK	PTS	AVG
13-14	21	306	41	81	.506	11	26	.423	28	50	78	11	57	2	27	16	93	4.4

Three-point field goals: 0-0.

JAY VINCENT

Height: 6-8 Weight: 220 Michigan State '81 Born Jun. 10, 1959
 Acquired: By trade from Washington on Nov. 2, 1987 Departed: Traded to San Antonio on Jan. 26, 1989

YEAR	GP	MIN	FGM	FGA	PCT	FTM	FTA	PCT	OFF	DEF	REB	AST	PF	DQ	STL	BLK	PTS	AVG
87-88	73	1755	446	958	.466	231	287	.805	80	229	309	143	198	1	46	26	1124	15.4
88-89	5	95	13	38	.342	5	9	.556	2	16	18	5	11	0	1	1	32	6.4
TOTALS	78	1850	459	996	.461	236	296	.797	82	245	327	148	209	1	47	27	1156	14.8

Three-point field goals: '87-88, 1-4 (.250); '88-89, 1-2 (.500). Totals: 2-6 (.333).

PLAYOFFS	GP	MIN	FGM	FGA	PCT	FTM	FTA	PCT	OFF	DEF	REB	AST	PF	DQ	STL	BLK	PTS	AVG
1988	8	200	53	104	.510	34	40	.850	10	27	37	49	15	0	4	4	140	17.0

Three-point field goals: 0-1 (.000).

NOAH VONLEH

Height: 6-10 Weight: 257 Indiana '14 Born Aug. 24, 1995
 Acquired: By trade from Minnesota on Feb. 5, 2020 Departed: Contract expired at end of '19-20 season

YEAR	GP	MIN	FGM	FGA	PCT	FTM	FTA	PCT	OFF	DEF	REB	AST	PF	DQ	STL	BLK	PTS	AVG
19-20	7	30	5	6	.833	2	4	.500	3	5	8	2	4	0	0	0	13	1.9

Three-point field goals: '19-20, 1-1 (1.000).

PLAYOFFS	GP	MIN	FGM	FGA	PCT	FTM	FTA	PCT	OFF	DEF	REB	AST	PF	DQ	STL	BLK	PTS	AVG
2020	1	3	0	1	.000	0	0	---	0	0	0	0	0	0	0	0	0	0.0

Three-point field goals: 0-0 (---).

VON WAFER

Height: 6-5 Weight: 210 Florida State Born Jul. 21, 1985
 Acquired: Signed for remainder of season on Apr. 13, 2007 Departed: Traded to Portland on Feb. 21, 2008

YEAR	GP	MIN	FGM	FGA	PCT	FTM	FTA	PCT	OFF	DEF	REB	AST	PF	DQ	STL	BLK	PTS	AVG
07-08	21	90	10	38	.263	6	8	.750	1	9	10	5	4	0	2	1	27	1.3

Three-point field goals: 1-15 (.067).

DARRELL WALKER

Height: 6-4 Weight: 180 Arkansas '83 Born Mar. 9, 1961
 Acquired: By trade from New York on Oct. 2, 1986 Departed: Traded to Washington on Nov. 2, 1987

YEAR	GP	MIN	FGM	FGA	PCT	FTM	FTA	PCT	OFF	DEF	REB	AST	PF	DQ	STL	BLK	PTS	AVG
86-87	81	2020	358	742	.482	272	365	.745	157	170	327	282	229	0	120	37	988	12.2

Three-point field goals: 0-4 (.000).

PLAYOFFS	GP	MIN	FGM	FGA	PCT	FTM	FTA	PCT	OFF	DEF	REB	AST	PF	DQ	STL	BLK	PTS	AVG
1987	3	68	11	34	.324	4	7	.521	3	7	10	5	4	0	2	0	26	8.7

Three-point field goals: 0-0.





DWIGHT WALLER

Height: 6-7 Weight: 230 Tennessee State '68 Born Oct. 10, 1945

YEAR	GP	MIN	FGM	FGA	PCT	FTM	FTA	PCT	OFF	DEF	REB	AST	PF	DQ	STL	BLK	PTS	AVG
69-70	7	87	10	24	.417	9	19	.474	16	22	38	4	12	0	-	-	29	4.1
71-72	2	10	2	4	.500	0	0	---	1	4	5	1	3	0	-	-	4	2.0
TOTALS	9	97	12	28	.429	9	19	.474	17	26	43	5	15	0	-	-	33	3.7

Three-point field goals: 69-70, 0-1 (.000).

BEN WARLEY

Height: 6-6 Weight: 200 Tennessee State '61 Born Sept. 4, 1936

YEAR	GP	MIN	FGM	FGA	PCT	FTM	FTA	PCT	OFF	DEF	REB	AST	PF	DQ	STL	BLK	PTS	AVG
69-70	42	475	60	170	.353	58	76	.763	26	84	110	30	98	0	-	-	193	4.6

Three-point field goals: 15-58 (.259).

PLAYOFFS	GP	MIN	FGM	FGA	PCT	FTM	FTA	PCT	OFF	DEF	REB	AST	PF	DQ	STL	BLK	PTS	AVG
1970	10	129	16	38	.421	6	10	.600	5	24	29	11	27	1	-	-	45	4.5

Three-point field goals: 7-16 (.438).

DON WASHINGTON

Height: 6-8 Weight: 210 North Carolina '74 Born Apr. 22, 1952

Acquired: Signed as a free agent on Oct. 17, 1974 Departed: Contract expired at end of '74-'75 season

YEAR	GP	MIN	FGM	FGA	PCT	FTM	FTA	PCT	OFF	DEF	REB	AST	PF	DQ	STL	BLK	PTS	AVG
74-75	50	438	79	138	.432	38	56	.679	41	48	89	30	92	x	12	19	196	3.9

Three-point field goals: 0-2 (.000).

PLAYOFFS	GP	MIN	FGM	FGA	PCT	FTM	FTA	PCT	OFF	DEF	REB	AST	PF	DQ	STL	BLK	PTS	AVG
1975	4	26	5	10	.500	1	1	1.000	2	4	6	2	9	x	1	2	11	2.8

Three-point field goals: 0-0.

ERIC WASHINGTON

Height: 6-4 Weight: 190 Alabama '97 Born Mar. 23, 1974

Acquired: By trade from Orlando on Jun. 25, 1997 Departed: Traded to Boston on Aug. 3, 1999

YEAR	GP	MIN	FGM	FGA	PCT	FTM	FTA	PCT	OFF	DEF	REB	AST	PF	DQ	STL	BLK	PTS	AVG
97-98	66	1539	201	498	.404	65	83	.783	47	80	127	78	143	0	53	25	511	7.7
98-99	38	761	73	184	.397	22	32	.688	35	54	89	30	87	2	25	18	205	5.4

TOTALS 104 2300 274 682 .402 87 115 .757 82 134 216 108 230 2 78 43 716 6.9

Three-point field goals: '97-98, 44-137 (.321); '98-99, 37-97 (.381). Totals: 81-234 (.346).

EARL WATSON

Height: 6-1 Weight: 195 UCLA '01 Born Jun. 12, 1979

Acquired: Signed as a free agent on Sept. 7, 2005 Departed: Traded to Seattle on Feb. 23, 2006

YEAR	GP	MIN	FGM	FGA	PCT	FTM	FTA	PCT	OFF	DEF	REB	AST	PF	DQ	STL	BLK	PTS	AVG
05-06	46	975	121	282	.429	37	59	.627	17	69	86	160	95	1	37	7	347	7.5

Three-point field goals: '05-06, 68-172 (.395).

MARVIN WEBSTER

Height: 7-1 Weight: 240 Morgan State '75 Born Apr. 13, 1952

Acquired: Drafted in the first round in 1975 Departed: Traded to Seattle on May 24, 1977

YEAR	GP	MIN	FGM	FGA	PCT	FTM	FTA	PCT	OFF	DEF	REB	AST	PF	DQ	STL	BLK	PTS	AVG
75-76	38	398	55	120	.458	55	78	.705	63	111	174	30	30	x	9	53	165	3.0
76-77	80	1276	198	400	.495	143	220	.650	152	332	484	62	149	2	23	118	539	6.7

TOTALS 118 1674 253 520 .487 198 298 .664 215 443 658 92 209 2 32 171 704 6.0

Three-point field goals: '75-76, 0-1 (.000).

PLAYOFFS	GP	MIN	FGM	FGA	PCT	FTM	FTA	PCT	OFF	DEF	REB	AST	PF	DQ	STL	BLK	PTS	AVG
1976	13	155	21	50	.420	15	28	.536	24	47	71	9	28	x	1	14	57	4.4
1977	6	96	13	26	.500	4	6	.667	14	26	40	3	12	0	2	11	30	5.0

TOTALS 19 251 34 76 .447 19 34 .559 38 73 111 12 40 0 3 25 87 4.6

Three-point field goals: 0-0.

CLARENCE "SONNY" WEEMS

Height: 6-6 Weight: 203 Arkansas Born Jul. 8, 1986

Acquired: By trade from Chicago on Jun. 26, 2008 Departed: By trade to Milwaukee on Jul. 27, 2009

YEAR	GP	MIN	FGM	FGA	PCT	FTM	FTA	PCT	OFF	DEF	REB	AST	PF	DQ	STL	BLK	PTS	AVG
08-09	12	55	8	25	.320	3	8	.375	0	4	4	3	8	0	1	0	19	1.6

Three-point field goals: 0-3 (.000).

THOMAS WELSH

Height: 7-0 Weight: 255 UCLA '18 Born Feb. 3, 1996

Acquired: Drafted in the second round (58th overall) in 2018 Departed: Waived on Jul. 31, 2019

YEAR	GP	MIN	FGM	FGA	PCT	FTM	FTA	PCT	OFF	DEF	REB	AST	PF	DQ	STL	BLK	PTS	AVG
18-19	11	36	7	13	.538	1	2	.500	0	4	4	5	3	0	0	0	18	1.6

Three-point field goals: 3-7 (.429).





ROBERT WERDANN

Height: 6-11 Weight: 250 St. John's '92 Born Sept. 12, 1970
 Acquired: Drafted, No. 46 overall, in 1992 Departed: Contract expired at end of '92-93 season

YEAR	GP	MIN	FGM	FGA	PCT	FTM	FTA	PCT	OFF	DEF	REB	AST	PF	DQ	STL	BLK	PTS	AVG
92-93	28	149	18	59	.305	17	31	.548	23	29	52	7	38	1	6	4	53	1.9

Three-point field goals: 0-1 (.000).

TYSON WHEELER

Height: 5-10 Weight: 165 Rhode Island '98 Born Oct. 8, 1975
 Acquired: By trade from Toronto on Jan. 21, 1999 Departed: Waived on Feb. 19, 1999

YEAR	GP	MIN	FGM	FGA	PCT	FTM	FTA	PCT	OFF	DEF	REB	AST	PF	DQ	STL	BLK	PTS	AVG
98-99	1	3	1	1	1.000	1	2	.500	0	0	0	2	1	0	0	0	4	4.0

Three-point field goals: 1-1 (1.000).

RODNEY WHITE

Height: 6-9 Weight: 230 Charlotte '04 Born Jun. 28, 1980
 Acquired: By trade from Detroit on Oct. 1, 2002 Departed: Traded to Golden State on Feb. 24, 2005

YEAR	GP	MIN	FGM	FGA	PCT	FTM	FTA	PCT	OFF	DEF	REB	AST	PF	DQ	STL	BLK	PTS	AVG
02-03	72	1563	260	638	.408	98	125	.784	43	170	213	121	134	1	45	32	650	9.0
03-04	72	985	215	468	.459	78	104	.750	44	121	165	60	105	0	32	20	541	7.5
04-05	42	531	98	227	.432	21	34	.618	20	54	74	36	51	0	30	10	236	5.6
TOTALS	186	3,079	573	1,333	.430	197	263	.750	107	345	452	217	290	1	107	62	1427	7.7

Three-point field goals: '02-03, 32-134 (.239); '03-04, 33-87 (.379); '03-04, 19-44 (.432). Totals: 86-274 (.315).

PLAYOFFS	GP	MIN	FGM	FGA	PCT	FTM	FTA	PCT	OFF	DEF	REB	AST	PF	DQ	STL	BLK	PTS	AVG
2004	4	26	4	15	.267	0	0	---	1	4	5	0	3	0	2	0	8	2.0

Three-point field goals: 0-0.

WILLIE WHITE

Height: 6-3 Weight: 195 Tennessee-Chattanooga '84 Born Aug. 20, 1962
 Acquired: Drafted, No. 42 overall, in 1984 Departed: Contract expired at end of '85-86 season

YEAR	GP	MIN	FGM	FGA	PCT	FTM	FTA	PCT	OFF	DEF	REB	AST	PF	DQ	STL	BLK	PTS	AVG
84-85	39	234	52	124	.419	21	31	.677	15	21	36	29	24	0	5	2	129	3.3
85-86	43	343	74	168	.440	19	23	.826	17	27	44	53	24	0	18	2	173	4.0
TOTALS	82	577	126	292	.432	40	54	.740	32	48	80	82	48	0	23	4	302	3.7

Three-point field goals: '84-85, 4-11 (.363); '85-86, 6-21 (.286). Totals: 10-32 (.312).

PLAYOFFS	GP	MIN	FGM	FGA	PCT	FTM	FTA	PCT	OFF	DEF	REB	AST	PF	DQ	STL	BLK	PTS	AVG
1985	10	123	27	57	.474	7	12	.583	9	8	17	17	6	0	5	0	63	6.3
1986	4	21	2	7	.286	0	0	---	1	2	3	6	4	0	1	0	5	1.3
TOTALS	14	144	29	64	.453	7	12	.583	10	10	20	23	10	0	6	0	68	4.9

Three-point field goals: 1985, 2-3 (.667); 1986, 1-4 (.250). Totals: 3-7 (.429).

CHRIS WHITNEY

Height: 6-0 Weight: 175 Clemson '93 Born Oct. 5, 1971
 Acquired: By trade from Washington on Oct. 24, 2002 Departed: Waived on Feb. 26, 2003

YEAR	GP	MIN	FGM	FGA	PCT	FTM	FTA	PCT	OFF	DEF	REB	AST	PF	DQ	STL	BLK	PTS	AVG
02-03	29	762	94	261	.360	46	57	.807	1	45	46	124	77	1	17	1	277	9.6

Three-point field goals: 43-128 (.336).

GREG WHITTINGTON

Height: 6-8 Weight: 210 Georgetown '13 Born Feb. 7, 1993
 Acquired: Signed as a free agent on Nov. 24, 2020 Departed: Waived on Apr. 9, 2021

YEAR	GP	MIN	FGM	FGA	PCT	FTM	FTA	PCT	OFF	DEF	REB	AST	PF	DQ	STL	BLK	PTS	AVG
20-21	4	12	0	3	.000	0	0	---	0	0	0	0	0	0	0	0	0	0.0

Three-point field goals: '20-21, 0-2 (.000).

KEN WILBURN

Height: 6-6 Weight: 195 Central State (OH) '67 Born Jun. 8, 1944

YEAR	GP	MIN	FGM	FGA	PCT	FTM	FTA	PCT	OFF	DEF	REB	AST	PF	DQ	STL	BLK	PTS	AVG
68-69	37	409	72	181	.398	30	57	.526	80	97	177	22	56	1	-	-	174	4.7

Three-point field goals: 0-0.

PLAYOFFS	GP	MIN	FGM	FGA	PCT	FTM	FTA	PCT	OFF	DEF	REB	AST	PF	DQ	STL	BLK	PTS	AVG
1969	7	93	16	33	.485	4	16	.250	15	17	32	5	21	0	-	-	36	5.1

Three-point field goals: 0-0.





BOBBY WILKERSON

Height: 6-6 Weight: 200 Indiana '76 Born Aug. 15, 1954
 Acquired: By trade from Seattle on May 24, 1977 Departed: Contract expired at end of '79-80 season

YEAR	GP	MIN	FGM	FGA	PCT	FTM	FTA	PCT	OFF	DEF	REB	AST	PF	DQ	STL	BLK	PTS	AVG
77-78	81	2780	382	936	.408	157	210	.748	98	376	474	439	275	3	126	21	921	11.4
78-79	80	2425	396	869	.456	119	173	.688	100	314	414	284	190	0	118	21	911	11.4
79-80	75	2238	430	1030	.417	166	222	.748	85	231	316	243	194	1	93	27	1033	13.8
TOTALS	236	7443	1208	2835	.426	442	605	.731	283	921	1204	966	659	4	337	68	2865	12.1

Three-point field goals: '79-80, 7-34 (.206).

PLAYOFFS	GP	MIN	FGM	FGA	PCT	FTM	FTA	PCT	OFF	DEF	REB	AST	PF	DQ	STL	BLK	PTS	AVG
1978	13	426	47	127	.370	26	42	.619	20	51	71	78	55	2	19	4	120	9.2
1979	3	101	14	34	.412	1	3	.333	7	19	26	15	7	0	3	1	29	9.7
TOTALS	16	527	61	161	.379	27	45	.600	27	70	97	93	62	2	22	5	149	9.3

Three-point field goals: 0-0.

MIKE WILKS

Height: 5-10 Weight: 180 Rice '01 Born May 7, 1979
 Acquired: Signed as a free agent on Oct. 18, 2007 Departed: Waived on Oct. 23, 2007
 Re-acquired: Signed as a free agent on Oct. 27, 2007 Departed: Waived on Nov. 28, 2007

YEAR	GP	MIN	FGM	FGA	PCT	FTM	FTA	PCT	OFF	DEF	REB	AST	PF	DQ	STL	BLK	PTS	AVG
07-08	8	122	10	23	.435	2	2	1.000	4	8	12	6	9	0	5	0	24	3.0

Three-point field goals: '07-08, 2-5 (.400).

AARON WILLIAMS

Height: 6-9 Weight: 220 Xavier, Ohio '93 Born Oct. 2, 1971
 Acquired: Signed from the CBA on Dec. 22, 1996 Departed: Waived on Jan. 6, 1997

YEAR	GP	MIN	FGM	FGA	PCT	FTM	FTA	PCT	OFF	DEF	REB	AST	PF	DQ	STL	BLK	PTS	AVG
96-97	1	10	3	5	.600	0	0	---	2	3	5	0	0	0	0	3	6	6.0

Three-point field goals: 0-0.

CHUCK WILLIAMS

Height: 6-2 Weight: 185 Colorado '68 Born Jun. 6, 1946
 Re-acquired: By trade from Virginia in 1975 Departed: Traded to Buffalo on Dec. 17, 1976

YEAR	GP	MIN	FGM	FGA	PCT	FTM	FTA	PCT	OFF	DEF	REB	AST	PF	DQ	STL	BLK	PTS	AVG
71-72	84	1580	263	583	.451	205	275	.745	62	95	157	160	144	1	-	-	731	8.7
75-76	79	2529	339	660	.514	188	231	.814	41	169	210	375	215	x	115	7	866	11.0
76-77	21	311	35	93	.376	30	39	.769	8	26	34	44	26	0	8	0	100	4.8
TOTALS	184	4425	637	1336	.477	423	545	.776	111	290	401	579	385	1	123	7	1697	9.2

Three-point field goals: '71-72, 0-4 (.000); '75-76, 0-4 (.000). Totals: 0-8 (.000)

PLAYOFFS	GP	MIN	FGM	FGA	PCT	FTM	FTA	PCT	OFF	DEF	REB	AST	PF	DQ	STL	BLK	PTS	AVG
1972	7	108	18	42	.429	9	12	.750	5	14	19	6	14	0	-	-	45	6.4
1976	13	444	62	132	.470	39	43	.907	11	37	48	48	31	x	6	5	164	12.6
TOTALS	20	652	80	174	.460	48	55	.873	16	51	67	54	44	0	6	5	109	10.4

Three-point field goals: '75-76, 1-3 (.333).

ERIC WILLIAMS

Height: 6-8 Weight: 220 Providence '95 Born Jul. 17, 1972
 Acquired: By trade from Boston on Aug. 21, 1997 Departed: Traded to Boston on Aug. 3, 1999

YEAR	GP	MIN	FGM	FGA	PCT	FTM	FTA	PCT	OFF	DEF	REB	AST	PF	DQ	STL	BLK	PTS	AVG
97-98	4	145	24	61	.393	31	45	.689	10	11	21	12	9	0	4	0	79	19.8
98-99	38	780	80	219	.365	111	139	.799	34	47	81	37	76	0	27	8	277	7.3
TOTALS	42	925	104	278	.374	142	184	.772	44	58	102	49	85	0	31	8	356	8.5

Three-point field goals: '97-98, 0-0; '98-99, 6-26 (.231). Totals: 6-26 (.231).

MONTY WILLIAMS

Height: 6-8 Weight: 225 Notre Dame '94 Born Oct. 8, 1971
 Acquired: Signed as a free agent on Jan. 23, 1999 Departed: Waived on Feb. 19, 1999

YEAR	GP	MIN	FGM	FGA	PCT	FTM	FTA	PCT	OFF	DEF	REB	AST	PF	DQ	STL	BLK	PTS	AVG
98-99	1	6	0	2	.000	1	2	.500	0	0	0	0	0	0	0	0	1	1.0

Three-point field goals: 0-0.

PETE WILLIAMS

Height: 6-7 Weight: 190 Arizona '85 Born Mar. 10, 1965
 Acquired: Drafted, No. 89 overall, in 1985 Departed: Contract expired at the end of the '86-87 season

YEAR	GP	MIN	FGM	FGA	PCT	FTM	FTA	PCT	OFF	DEF	REB	AST	PF	DQ	STL	BLK	PTS	AVG
85-86	53	573	67	111	.604	17	40	.425	47	99	146	14	68	1	19	23	151	2.8
86-87	5	10	1	2	.500	0	0	---	0	1	1	1	1	0	0	0	2	0.4
TOTALS	58	583	68	113	.602	17	40	.425	47	100	147	15	69	1	19	23	153	2.6

Three-point field goals: 0-0.

PLAYOFFS	GP	MIN	FGM	FGA	PCT	FTM	FTA	PCT	OFF	DEF	REB	AST	PF	DQ	STL	BLK	PTS	AVG
1986	4	18	2	4	.500	0	0	---	1	3	4	3	2	0	0	0	4	1.0

Three-point field goals: 0-1 (.000).





REGGIE WILLIAMS

Height: 6-7 Weight: 195 Georgetown '87 Born Mar. 5, 1964
 Acquired: Signed as a free agent on Jan. 5, 1991 Departed: Traded to Indiana on Jun. 13, 1996

YEAR	GP	MIN	FGM	FGA	PCT	FTM	FTA	PCT	OFF	DEF	REB	AST	PF	DQ	STL	BLK	PTS	AVG
90-91	51	1542	323	728	.444	131	156	.840	116	131	247	87	189	7	93	30	820	16.1
91-92	81	2623	601	1277	.471	216	269	.803	145	260	405	235	270	4	148	68	1474	18.2
92-93	79	2722	535	1167	.458	238	296	.804	132	296	428	295	284	6	126	76	1341	17.0
93-94	82	2654	418	1014	.412	165	225	.733	98	294	392	300	288	3	117	66	1065	13.0
94-95	74	2198	388	846	.459	132	174	.759	94	235	329	231	264	4	114	67	993	13.4
95-96	52	817	94	254	.370	33	39	.846	25	97	122	74	137	1	34	21	241	4.6
TOTALS	419	12556	2359	5286	.446	915	1159	.789	610	1313	1923	1222	1432	25	632	328	5934	14.2

Three-point field goals: '90-91, 43-131 (.328); '91-92, 56-156 (.359); '92-93, 33-122 (.270); '93-94, 64-230 (.278); '94-95, 85-266 (.320); '95-96, 20-89 (.225) Totals: 301-994 (.303).

PLAYOFFS	GP	MIN	FGM	FGA	PCT	FTM	FTA	PCT	OFF	DEF	REB	AST	PF	DQ	STL	BLK	PTS	AVG
1994	12	405	62	149	.416	27	35	.771	18	43	61	42	53	1	9	12	171	14.3
1995	3	84	8	36	.222	6	6	1.000	5	11	16	12	11	0	3	1	26	8.7
TOTALS	15	489	70	185	.378	33	41	.805	23	54	77	54	64	1	12	13	197	13.1

Three-point field goals: 1994, 20-50 (.400); 1995, 4-13 (.308). Totals: 24-65 (.369).

ROB WILLIAMS

Height: 6-2 Weight: 175 Houston '83 Born May 5, 1951
 Acquired: Drafted, No. 19 overall, in 1982 Departed: Waived on Oct. 23, 1984

YEAR	GP	MIN	FGM	FGA	PCT	FTM	FTA	PCT	OFF	DEF	REB	AST	PF	DQ	STL	BLK	PTS	AVG
82-83	74	1443	191	468	.408	131	174	.753	37	99	136	361	221	4	89	12	515	7.0
83-84	79	1924	309	671	.461	171	209	.818	54	140	194	464	268	4	84	5	804	10.2
TOTALS	153	3367	500	1139	.439	302	383	.789	91	239	330	825	489	8	173	17	1319	8.6

Three-point field goals: '82-83, 2-15 (.133); '83-84, 15-47 (.319). Totals: 17-62 (.274).

PLAYOFFS	GP	MIN	FGM	FGA	PCT	FTM	FTA	PCT	OFF	DEF	REB	AST	PF	DQ	STL	BLK	PTS	AVG
1983	7	134	24	54	.444	7	7	1.000	2	11	13	37	27	1	8	1	57	8.1
1984	5	149	21	47	.447	10	12	.833	5	14	19	24	19	1	3	1	57	11.8
TOTALS	12	283	45	101	.446	17	19	.895	7	25	32	61	46	2	11	2	114	9.5

Three-point field goals: 1983, 2-3 (.667); 1984, 5-13 (.385). Totals: 7-16 (.438).

SCOTT WILLIAMS

Height: 6-10 Weight: 245 North Carolina '90 Born Mar. 21, 1968
 Acquired: By trade from Milwaukee on Oct. 22, 2001 Departed: Contract expired at end of '01-02 season

YEAR	GP	MIN	FGM	FGA	PCT	FTM	FTA	PCT	OFF	DEF	REB	AST	PF	DQ	STL	BLK	PTS	AVG
01-02	41	737	86	217	.396	30	41	.732	82	127	209	13	98	1	17	33	202	4.9

Three-point field goals: 0-2 (.000).

SHAMMOND WILLIAMS

Height: 6-1 Weight: 201 North Carolina '98 Born Apr. 5, 1975
 Acquired: By trade from Boston on Feb. 20, 2003 Departed: Contract expired at end of '02-03 season

YEAR	GP	MIN	FGM	FGA	PCT	FTM	FTA	PCT	OFF	DEF	REB	AST	PF	DQ	STL	BLK	PTS	AVG
02-03	27	712	94	241	.390	30	45	.667	12	49	61	138	56	0	16	3	255	9.4

Three-point field goals: 37-102 (.363).

SHELDEN WILLIAMS

Height: 6-9 Weight: 250 Duke '06 Born Oct. 21, 1983
 Acquired: Signed as a free agent on July 15, 2010 Departed: Traded to New York on Feb. 22, 2011

YEAR	GP	MIN	FGM	FGA	PCT	FTM	FTA	PCT	OFF	DEF	REB	AST	PF	DQ	STL	BLK	PTS	AVG
10-11	42	712	82	181	.453	34	46	.739	74	149	223	19	92	0	18	22	198	4.7

Three-point field goals: 0-0.

KEVIN WILLIS

Height: 7-0 Weight: 245 Michigan state '84 Born Sept. 6, 1962
 Acquired: By trade from Toronto on Jan. 12, 2001 Departed: Trade to Milwaukee on Oct. 22, 2001

YEAR	GP	MIN	FGM	FGA	PCT	FTM	FTA	PCT	OFF	DEF	REB	AST	PF	DQ	STL	BLK	PTS	AVG
00-01	43	1059	180	421	.428	52	66	.788	109	200	309	29	138	0	38	31	413	9.6

Three-point field goals: 1-4 (.250).

STEVE WILSON

Height: 6-5 Weight: 185 Hanover (Indiana) '70 Born Oct. 16, 1948

YEAR	GP	MIN	FGM	FGA	PCT	FTM	FTA	PCT	OFF	DEF	REB	AST	PF	DQ	STL	BLK	PTS	AVG
70-71	39	261	52	132	.394	22	41	.537	22	26	48	29	43	1	-	-	134	3.4
71-72	9	36	5	23	.217	4	7	.571	3	1	4	6	9	0	-	-	14	1.6
TOTALS	48	297	57	155	.368	26	48	.542	25	27	52	35	52	1	-	-	148	3.1

Three-point field goals: '70-71, 8-33 (.242); '71-72, 0-2 (.000). Totals: 8-35 (.229).

WILLIE WISE

Height: 6-6 Weight: 215 Drake '69 Born Mar. 3, 1947
 Acquired: Signed as a free agent on Sept. 21, 1976 Departed: Traded to Seattle on May 24, 1977

YEAR	GP	MIN	FGM	FGA	PCT	FTM	FTA	PCT	OFF	DEF	REB	AST	PF	DQ	STL	BLK	PTS	AVG
76-77	75	1403	237	513	.462	142	218	.651	76	177	253	142	180	2	60	18	616	8.2
PLAYOFFS	GP	MIN	FGM	FGA	PCT	FTM	FTA	PCT	OFF	DEF	REB	AST	PF	DQ	STL	BLK	PTS	AVG
1977	6	106	14	41	.341	17	25	.880	6	22	28	3	16	0	0	1	45	7.5





GREG WITTMAN

Height: 6-8 Weight: 210 Western Carolina '69 Born May 10, 1947
 Departed: Traded to Miami in Jun., 1970

YEAR	GP	MIN	FGM	FGA	PCT	FTM	FTA	PCT	OFF	DEF	REB	AST	PF	DQ	STL	BLK	PTS	AVG
69-70	50	453	80	204	.392	33	59	.542	30	68	98	15	87	2	-	-	196	3.9
Three-point field goals: 4-17 (.235).																		
PLAYOFFS	GP	MIN	FGM	FGA	PCT	FTM	FTA	PCT	OFF	DEF	REB	AST	PF	DQ	STL	BLK	PTS	AVG
1970	2	4	1	2	.500	1	3	.333	0	0	0	0	2	0	-	-	4	2.0
Three-point field goals: 1-1 (1.000).																		

JOE WOLF

Height: 6-11 Weight: 253 North Carolina '87 Born Dec. 17, 1964
 Acquired: Signed as a free agent on Oct. 5, 1990
 Re-Acquired: By trade from Milwaukee on Jun. 25, 1997
 Departed: Contract expired at end of '91-92 season
 Departed: Traded to Indiana on Jun. 13, 1996

YEAR	G	MIN	FGM	FGA	PCT	FTM	FTA	PCT	OFF	DEF	REB	AST	PF	DQ	STL	BLK	PTS	AVG
90-91	74	1593	234	519	.451	69	83	.831	136	264	400	107	244	8	60	31	539	7.3
91-92	67	1160	100	277	.361	53	66	.803	97	143	240	61	124	1	32	14	254	3.8
97-98	57	621	40	121	.331	5	10	.500	36	90	126	30	92	0	20	7	87	1.5
TOTALS	198	3374	374	917	.408	127	159	.799	269	497	766	198	460	9	112	52	880	4.4
Three-point field goals: '90-91, 2-15 (.133); '91-92, 1-11 (.091); '97-98, 2-10 (.200). Totals: 5-36 (.139).																		

RANDY WOODS

Height: 6-0 Weight: 162 La Salle '92 Born Sept. 23, 1970
 Acquired: By trade from L.A. Clippers on Jun. 28, 1995
 Departed: Waived on Dec. 21, 1995

YEAR	G	MIN	FGM	FGA	PCT	FTM	FTA	PCT	OFF	DEF	REB	AST	PF	DQ	STL	BLK	PTS	AVG
95-96	8	72	6	22	.273	2	2	1.000	3	3	6	12	13	0	6	1	19	2.4
Three-point field goals: 5-21 (.238).																		

ORLANDO WOOLRIDGE

Height: 6-9 Weight: 215 Notre Dame '81 Born Dec. 16, 1959
 Acquired: By trade from L.A. Lakers on Aug. 8, 1990
 Departed: Traded to Detroit on Aug. 13, 1991

YEAR	G	MIN	FGM	FGA	PCT	FTM	FTA	PCT	OFF	DEF	REB	AST	PF	DQ	STL	BLK	PTS	AVG
90-91	53	1823	490	983	.498	350	439	.797	141	220	361	119	145	2	69	23	1330	25.1
Three-point field goals: 0-4 (.000).																		

TOM WORKMAN

Height: 6-7 Weight: 218 Seattle '67 Born Nov. 14, 1944

YEAR	G	MIN	FGM	FGA	PCT	FTM	FTA	PCT	OFF	DEF	REB	AST	PF	DQ	STL	BLK	PTS	AVG
70-71	39	489	89	199	.447	57	68	.838	39	94	133	37	81	0	-	-	236	6.1
Three-point field goals: 1-11 (.091).																		

BRAD WRIGHT

Height: 6-11 Weight: 225 UCLA '85 Born Mar. 27, 1962

YEAR	G	MIN	FGM	FGA	PCT	FTM	FTA	PCT	OFF	DEF	REB	AST	PF	DQ	STL	BLK	PTS	AVG
87-88	2	7	1	5	.200	0	0	---	0	1	1	0	3	0	0	0	2	1.0
Three-point field goals: 0-0.																		

LONNIE WRIGHT

Height: 6-2 Weight: 205 Colorado State '67 Born Jan. 3, 1944
 Departed: Traded to Floridians on Jan. 26, 1971

YEAR	GP	MIN	FGM	FGA	PCT	FTM	FTA	PCT	OFF	DEF	REB	AST	PF	DQ	STL	BLK	PTS	AVG
67-68	38	896	146	346	.422	79	121	.653	-	-	96	68	96	0	-	-	373	9.8
68-69	69	2538	453	1089	.416	205	276	.743	50	240	290	175	250	2	-	-	1130	16.4
69-70	79	2237	393	952	.413	121	175	.691	49	167	216	149	278	7	-	-	961	12.2
70-71	41	769	98	328	.299	53	77	.688	36	53	89	61	86	1	-	-	264	6.4
TOTALS	227	6440	1090	2715	.401	458	649	.706	-	-	691	453	710	10	-	-	2728	12.0
Three-point field goals: '67-68, 2-9 (.282); '68-69, 19-86 (.221); '69-70, 54-193 (.280); '70-71, 15-56 (.268); Totals: 90-344 (.262).																		
PLAYOFFS	GP	MIN	FGM	FGA	PCT	FTM	FTA	PCT	OFF	DEF	REB	AST	PF	DQ	STL	BLK	PTS	AVG
67-68	5	149	13	50	.260	9	14	.643	-	-	13	10	9	0	-	-	36	7.2
68-69	7	224	31	86	.360	20	28	.714	10	27	37	14	24	0	-	-	84	12.0
69-70	11	334	32	109	.294	18	23	.783	13	19	32	44	33	0	-	-	84	7.6
TOTALS	23	707	76	245	.310	47	65	.723	-	-	82	68	66	0	-	-	204	8.9
Three-point field goals: 67-68, 1-4 (.250); 68-69, 2-8 (.250); 69-70, 2-8 (.250). Totals: 5-20 (.250).																		

VINCENT YARBROUGH

Height: 6-7 Weight: 205 Tennessee '02 Born Mar. 21, 1981
 Acquired: Drafted, No. 33 overall, in 2002
 Departed: Waived on Oct. 27, 2003

YEAR	G	MIN	FGM	FGA	PCT	FTM	FTA	PCT	OFF	DEF	REB	AST	PF	DQ	STL	BLK	PTS	AVG
02-03	59	1381	168	428	.393	49	62	.790	36	126	162	130	145	2	57	33	406	6.9
Three-point field goals: 21-78 (.269).																		





NICK YOUNG

Height: 6-7 Weight: 210 USC '07 Born Jun. 1, 1985
 Acquired: Signed as a free agent on Dec. 10, 2018 Departed: Waived on Dec. 30, 2018

YEAR	G	MIN	FGM	FGA	PCT	FTM	FTA	PCT	OFF	DEF	REB	AST	PF	DQ	STL	BLK	PTS	AVG
18-19	4	37	3	9	.333	0	0	---	0	1	1	2	4	0	0	1	9	2.3

Three-point field goals: 3-8 (.375).

GEORGE ZIDEK

Height: 7-0 Weight: 162 UCLA '95 Born Aug. 2, 1973
 Acquired: By trade from Charlotte on Feb. 20, 1997 Departed: Waived on Feb. 28, 1998

YEAR	G	MIN	FGM	FGA	PCT	FTM	FTA	PCT	OFF	DEF	REB	AST	PF	DQ	STL	BLK	PTS	AVG
96-97	16	88	16	33	.485	20	25	.800	10	13	23	5	17	0	1	0	52	3.3
97-98	6	42	4	15	.267	10	12	.833	4	9	13	1	5	0	0	2	18	3.0
TOTALS	22	130	20	48	.417	30	37	.811	14	22	36	6	22	0	1	2	70	3.2

Three-point field goals: 0-0.

A - STATISTICS FOR THAT CATEGORY WERE NOT KEPT THAT YEAR.
X - A PLAYER COULD NOT FOUL OUT OF AN ABA GAME THAT YEAR.





#00

Anthony Cook (1991-93)
Darrell Arthur (2013-18)
Markus Howard (2020-22)

#0

Orlando Woolridge (1990-91)
Taurean Green (2007-08)
Gary Forbes (2010-11)
DeMarre Carroll (2011-12)
Aaron Brooks (2014)
Emmanuel Mudiay (2015-18)
Isaiah Thomas (2018-19)
JaMychal Green (2020-22)

#1

Kenny Higgins (1980-82)
Darwin Cook (1988-89)
Eddie Hughes (1989-90)
Corey Gaines (1990-91)
Mark Macon (1991-92)
Adonis Jordan (1993-94)
Mahmoud Abdul-Rauf (1994-96)
Kiwane Garris (1997-98)
Donnell Harvey (2001-03)
Voshon Lenard (2003-06)
J.R. Smith (2006-09)
Chauncey Billups (2009-11)
Jordan Hamilton (2011-14)
Alonzo Gee (2014-2015)
Jameer Nelson (2015-17)
Michael Porter Jr. (2018-Pres.)

#2*

Alex English (1979-90)*

#3

Carl Nicks (1980-81)
Mahmoud Abdul-Rauf (1990-94)
Dale Ellis (1994-97)
Harold Ellis (1997-98)
Monty Williams (1998-99)
Tracy Murray (2000-01)
Vincent Yarbrough (2002-03)
DerMarr Johnson (2004-06)
Allen Iverson (2006-09)
Ty Lawson (2009-2015)
Mike Miller (2015-17)
Torrey Craig (2017-20)
Greg Whittington (2020-21)
Bones Hyland (2021-Pres.)

#4

Darrell Walker (1986-87)
Darnell Mee (1993-95)
Tony Battie (1997-98)
Chauncey Billups (1998-00)
Anthony Goldwire (2000-01)
Predrag Savovic (2002-03)
Jeff Trepagnier (2003-04)
Anthony Carter (2006-07)
Kenyon Martin (2007-11)
Randy Foye (2013-2016)
Paul Millsap (2017-21)
DeMarcus Cousins (2022)

#5

Robert Smith (1977-79)
David Burns (1981-82)
Mike Evans (1982-88)
Terry Mills (1990-91)

#5 (CONT.)

Kenny Battle (1990-91)
Roy Marble (1993-94)
Jalen Rose (1994-96)
McInnis (1996-97)
Anthony Goldwire (1996-98)
Tyson Wheeler (1998-99)
Ron Mercer (1999-00)
Voshon Lenard (2000-02)
Juwan Howard (2002-03, '08-09)
Rodney White (2003-05)
Charles Smith (2005-06)
Yakhouba Diawara (2006-08)
J.R. Smith (2009-2011)
Rudy Fernandez (2011-2012)
Nate Robinson (2014-15)
Will Barton (2015-22)

#6

Walter Davis (1988-92)
Brooks Thompson (1996-97)
Avery Johnson (2001-02)
Junior Harrington (2002-03)
Kenyon Martin (2004-07)
Jason Hart (2008-09)
Arron Afflalo (2009-2012)
Sean Kilpatrick (2016)
Axel Toupane (2015-16)
Brandon Goodwin (2018-19)
Jarred Vanderbilt (2018-2020)
Keita Bates-Diop (2020)
Gary Claerk (2021)
Rayjon Tucker (2021)
Bryn Forbes (2022)

#7

Billy McKinney (1980-82)
Eldridge Recasner (1994-95)
Don MacLean (1995-96)
Cory Alexander (1997-00)
Juwan Howard (2001-02)
Rodney White (2002-03)
Greg Buckner (2004-06)
Jamal Sampson (2006-07)
Chauncey Billups (2008-09)
Al Harrington (2010-12)
J.J. Hickson (2013-16)
Alonzo Gee (2017)
Trey Lyles (2017-19)
Mason Plumlee (2019-20)
Facundo Campazzo (2020-22)

#8

Bison Dele (1993-95)
Rastko Cvetkovic (1995-96)
Sarunas Marciulionis (1996-97)
Chris Herren (1999-00)
Earl Watson (2005-06)
Joe Smith (2006-07)
DerMarr Johnson (2006-07)
Danillo Gallinari (2010-17)
Jarred Vanderbilt (2018-Pres.)

#9

Greg Grant (1994-95, '95-96)
Tariq Abdul-Wahad (1999-02)
Mark Bryant (2002-03)
Bryon Russell (2004-06)
Andre Iguodala (2012-13)
JaKarr Sampson (2016)
Johnny O'Bryant (2017)

#9 (CONT.)

Jerami Grant (2019-20)
Davon Reed (2021-Pres.)

#10

Grant Simmons (1967-68)
Wayne Chapman (1970-71)
Al Smith (1971-74)
Don Washington (1974-75)
Jim Bradley (1975-76)
Marvin Webster (1975-77)
Ralph Simpson (1977-78)
John Kuester (1978-79)
John Roche (1979-81)
Keith Edmonson (1983-84)
Willie White (1984-86)
Scott Hastings (1991-93)
Randy Woods (1995-96)
Tim Hardaway (2001-02)
Wesley Person (2004-05)
Howard Easley (2005-06)
Julyan Stone (2011-13)
Nate Robinson (2013-14)
Arron Afflalo (2014-15)
Bol Bol (2019-22)
James Ennis III (2022)

#11

Bob Verga (1968-69)
Floyd Theard (1969-70)
Larry Brown (1970-72)
Chuck Williams (1971-77)
Charles Scott (1978-80)
Maurice Martin (1986-89)
Joe Barry Carroll (1989-90)
Doug Overton (1995-96)
Kelly McCarty (1998-99)
Kenny Satterfield (2001-03)
Shammond Williams (2002-03)
Earl Boykins (2003-07)
Bobby Jones (2007-08)
Chris Andersen (2008-12)
Erick Green (2014-15)
Monte Morris (2017-22)

#12*

Chuck Gardner (1967-68)
John Fairchild (1968-69)
Lavern Tart (1968-69)
Steve Wilson (1970-72)
Warren Jabali (1971-73)
Ted McClain (1976-77)
Lafayette "Fat" Lever (1984-90)
Winston Garland (1991-92)
Mark Macon (1992-93)
Chris Whitney (2002-03)
Chris Andersen (2003-04)
Luis Flores (2004-05)
Chucky Atkins (2007-09)
DJ Augustin (2016)
Jarnell Stokes (2016)

#13

Julius Keye (1972-74)
Monte Towe (1975-77)
Mark Jackson (1996-97)
Jimmy King (1996-97)
Bobby Jackson (1997-98)
Keon Clark (1998-99)
Sonny Weems (2008-09)
Corey Brewer (2011-13)

#13 (CONT.)

R.J. Hampton (2020-21)

#14

John Morrison (1967-68)
Cliff Anderson (1969-70)
Art Becker (1970-72)
Dan Hester (1970-71)
Dave Bustion (1972-73)
Roland "Fatty" Taylor (1974-77)
Brian Taylor (1977-78)
Michael Adams (1987-91)
Robert Pack (1992-95, '00-01)
Eric Murdock (1996-97)
Melvin Booker (1996-97)
Elmer Bennett (1996-97)
Eric Washington (1997-99)
Devin Brown (2002-03)
Joey Graham (2009-10)
Gary Harris (2014-21)

#15

Pat McFarland (1973-75)
Jimmy Foster (1975-76)
Jim Price (1976-78)
Eddie Hughes (1988-89)
Avery Johnson (1990-91)
Danny Fortson (1997-99)
Keon Clark (1999-01)
Chris Andersen (2001-03)
Carmelo Anthony (2003-11)
Anthony Randolph (2012-14)
Nikola Jokic (2015-Pres.)

#16

Kostas Papanikolaou (2015)

#17

Vincent Askew (1996-97)
Joe Wolf (1997-98)
Johnny Taylor (1998-00)

#19

Lonnie Lynn (1969-70)

#20

Lefty Thomas (1967-68)
Frank Card (1971-73)
Mack Calvin (1974-75, '76-78)
Roger Brown (1975-76)
George Johnson (1979-80)
Dwight Anderson (1982-83)
Elston Turner (1984-86, '88-89)
LaPhonso Ellis (1992-98)
Jeff Trepagnier (2002-03)
Jon Barry (2003-04)
Raymond Felton (2010-11)
Ian Clark (2015)
Tyler Lydon (2017-19)

#21

Claude Terry (1972-76)
Anthony Roberts (1977-80)
Rob Williams (1985-86)
Todd Lichti (1989-92)
Tom Hammonds (1992-97)
Dean Garrett (1997-98)
Carl Herrera (1998-99)
George McCloud (1999-02)
Adam Harrington (2002-03)
Eduardo Najera (2005-08)
Wilson Chandler (2010-18)





#21 (CONT.)

Petr Cornelle (2021-22)

#22

Julian Hammond (1967-68, '71-72)

Mike Green (1973-75)

Gus Gerard (1975-77)

Geoff Crompton (1978-79)

Glen Gondrezick (1979-80, '82-83)

Otis Smith (1986-88)

David Greenwood (1988-89)

Tim Legler (1990-91)

Craig Neal (1990-91)

Jim Farmer (1990-91, '93-94)

Ricky Pierce (1996-97)

Johnny Newman (1997-98)

Nikoloz Tskitshvili (2002-05)

Ruben Patterson (2005-06)

Von Wafer (2007-08)

Jamaal Franklin (2015)

Richard Jefferson (2017-18)

Zeke Nnaji (2020-Pres.)

#23

Jeff Congdon (1967-68; '69-70)

John Barnhill (1970-71)

Steve Mix (1971-72)

Steve Jones (1973-74)

T.R. Dunn (1980-88; '89-91)

Bryant Stith (1992-00)

Marcus Camby (2002-08)

Shelden Williams (2010-11)

Jusuf Nurkic (2014-16)

DeVaughn Akoon-Purcell (2018-19)

Carlisle Jones (2021-22)

#24

Tom Hoover (1967-68)

Bill McGill (1968-69)

Spencer Haywood (1969-70)

Dwight Waller (1970-72)

John Q. Trapp (1972-73)

Bobby Jones (1974-78)

Gary Garland (1979-80)

Bill Hanzlik (1982-91)

Todd Lichti (1992-93)

Antonio McDyess (1995-97, '98-02; '08-09)

Andre Miller ('03-06; '11-14)

Jan Vesely (2014)

Mason Plumlee (2016-2020)

#25

Dave Robisch (1971-75; '80-84)

Dan Issel (1975-76)

George Zidek (1996-98)

Roy Rogers (1999-00)

Zendon Hamilton (2001-02)

John Crotty (2002-03)

Steve Blake (2006-07)

Anthony Carter (2006-11)

Timofey Mozgov (2010-2015)

Malik Beasley (2016-2020)

Tyler Cook (2020)

Austin Rivers (2021-22)

#27

Elmore Spencer (1995-96)

Mengke Bateer (2001-02)

Johan Petro (2008-10)

#27 (CONT.)

Jamal Murray (2016-Pres.)

#28

Robert Werdann (1992-93)

Jameer Nelson (2014-15)

#29

Calbert Cheaney (2000-02)

Mike Wilks (2007-08)

#30

Ron Horn (1967-68)

R.B. Lynam (1967-68)

Richie Moore (1967-68)

Ken Wilburn (1968-69)

Tom Workman (1970-71)

Willie Long (1972-74)

George Irvine (1975-76)

Jacky Dorsey (1977-78)

Darnell Hillman (1977-78)

Norman Cook (1977-78)

George McGinnis (1978-81)

Anthony Roberts (1983-84)

Jay Vincent (1987-89)

Marcus Liberty (1990-94)

Kenny Smith (1996-97)

Priest Lauderdale (1997-98)

Mark Strickland (2000-01)

Carlos Arroyo (2001-02)

Mark Blount (2002-03)

Reggie Evans (2005-07)

Dahntay Jones (2008-09)

Malik Allen (2009-10)

Quincy Miller (2012-14)

Troy Daniels (2020)

#31

Marv Roberts (1971-74)

Maurice "Bo" Ellis (1977-80)

Pete Williams (1985-87)

Andre Moore (1987-88)

Nick Van Exel (1998-02)

Nenê (2002-2012)

Vlatko Cancar (2019-Pres.)

#32

Larry Jones (1967-70)

Jan Van Breda Kolff (1974-75)

Bobby Wilkerson (1977-80)

Howard Carter (1983-84)

Mark Alarie (1986-87)

Eric Williams (1997-99)

Chris Gatling (1999-00)

Garth Joseph (2000-01)

Ryan Bowen (2001-04)

Julius Hodge (2005-07)

Renaldo Balkman (2008-11)

Noah Vonleh (2020)

Jeff Green (2021-Pres.)

#33*

Don Sidle (1970-71)

David Thompson (1975-82)*

Ken Dennard (1983-84)

Calvin Natt (1984-89)

Greg Anderson (1990-92)

#34

Walt Piatkowski (1968-70)

Cedric Hordges (1980-82)

Dan Schayes (1982-90)

#34 (CONT.)

Anthony Mason (1990-91)

Reggie Williams (1990-96)

Loren Meyer (1998-99)

Isaiah Rider (2001-02)

Jelani McCoy (2007-08)

Melvin Ely (2010-11)

Roy Hibbert (2017)

Devin Harris (2017-18)

Nick Young (2018)

JaVale McGee (2012-15; 2021)

#35

Larry Cannon (1970-71)

Paul Silas (1976-77)

Kim Hughes (1978-81)

Richard Anderson (1983-84)

Joe Kopicki (1984-85)

Brad Wright (1987-88)

Michael Brooks (1987-88)

Jerome Lane (1988-92)

Reggie Slater (1994-95)

Darvin Ham (1996-97)

Cheikh Samb (2008-09)

Kenneth Faried (2011-18)

PJ Dozier (2019-22)

#36

Shawnelle Scott (2001-02)

#40*

Byron Beck (1967-77)*

#41

Tom Boswell (1978-80)

Arvid Kramer (1979-80)

Blair Rasmussen (1985-91)

LaSalle Thompson (1996-97)

James Posey (1999-03)

Mark Pope (2003-04)

Kosta Koufos (2010-13)

Juancho Hernangomez (2016-2020)

#42

Lonnie Wright (1967-68; '70-71)

Willie Wise (1976-77)

Ron Valentine (1980-81)

Wayne Cooper (1984-89)

Mike Higgins (1989-90)

Joe Wolf (1990-92)

Mark Randall (1993-94; '94-95)

Ryan Bowen (1999-01)

Scott Williams (2001-02)

#43

James Ray (1980-83)

Wayne Englestad (1988-89)

Kevin Brooks (1991-94)

Kevin Willis (2000-01)

Linas Kleiza (2005-09)

#44*

Willie Murrell (1967-68)

Willie Rogers (1968-69)

Ben Warley (1969-70)

Ralph Simpson (1970-76)

Dan Issel (1976-85)*

#45

Tom LaGarde (1977-78)

Jawann Oldham (1980-81)

Tim Kempton (1989-90)

Anthony Cook (1990-91)

#45 (CONT.)

Gary Plummer (1992-93)

Mark Randall (1993-94)

Raef LaFrentz (1998-02)

Steven Hunter (2007-09)

Thomas Welsh (2018-19)

#50

Tom Bowens (1967-68)

Charlie Parks (1968-69)

Julius Keye (1970-71)

Steve Mix (1971-72)

Steve Scheffler (1991-92)

Reggie Slater (1995-96)

Matt Fish (1995-96)

Ervin Johnson (1996-97)

Dan McClintock (2000-01)

Aaron Gordon (2021-Pres.)

#51

Michael Doleac (2003-04)

#52

Larry Bunce (1968-69)

Julius Keye (1969-70)

Jordan McRae (2020)

#53

Rich Kelley (1982-83)

Cliff Levingston (1994-95)

Jerome Allen (1996-97)

#54

Wayne Hightower (1967-69)

Greg Wittman (1969-70)

Rodney Rogers (1993-95)

Ronald "Popeye" Jones (1999-00)

Terry Davis (2000-01)

#55*

Phil Hicks (1978-79)

Kiki Vandeweghe (1980-84)

Dikembe Mutombo (1991-96)

Aaron Williams (1996-97)

#56

Francisco Elson (2003-06)

#77

Joffrey Lauvergne (2015-2016)

#94

Evan Fournier (2012-14)

*Number retired



**NORTH CAROLINA (15)**

Larry Brown (1970-72)
 Don Washington (1974-75)
 Bobby Jones (1974-78)
 Geoff Crompton (1977-78)
 Tom Lagarde (1977-78)
 John Kuester (1978-79)
 Charles Scott (1978-80)
 Walter Davis (1988-92)
 Jeff McInnis (1996-97)
 Kenny Smith (1996-97)
 Joe Wolf (1990-92; '97-98)
 Scott Williams (2001-02)
 Shammond Williams (2002-03)
 Raymond Felton (2010-11)
 Ty Lawson (2009-2015)

UCLA (10)

Kiki Vandeweghe (1980-84)
 Brad Wright (1987-88)
 David Greenwood (1988-89)
 Don MacLean (1995-96)
 George Zidek (1996-98)
 Tracy Murray (2000-01)
 Earl Watson (2005-06)
 Jelani McCoy (2007-08)
 Arron Afflalo (2009-2012; 2014-15)
 Thomas Welsh (2018-19)

CINCINNATI (8)

Danny Fortson (1997-99)
 Nick Van Exel (1998-02)
 Kenny Satterfield (2001-02)
 Ruben Patterson (2005-06)
 DerMarr Johnson (2004-07)
 Kenyon Martin (2004-2011)
 Sean Kilpatrick (2016)
 Gary Clark (2021)

KANSAS (8)

Wayne Hightower (1967-69)
 Roger Brown (1975-76)
 Norman Cook (1977-78)
 Dave Robisch (1971-75; '80-84)
 Adonis Jordan (1993-94)
 Mark Randall (1993-95)
 Raef LaFrentz (1998-02)
 Darrell Arthur (2013-18)

ALABAMA (7)

T.R. Dunn (1980-91)
 Jim Farmer (1990-91; '93-94)
 Eric Washington (1997-99)
 Roy Rogers (1999-00)
 Antonio McDyess (1995-97; '98-02)
 Alonzo Gee (2014-15, 2017)
 JaMychal Green (2020-22)

ARIZONA (7)

Pete Williams (1985-87)
 Anthony Cook (1990-93)
 Bison Dele (1993-95)
 Andre Iguodala (2012-13)
 Richard Jefferson (2017-18)
 Zeke Nnaji (2020-Pres.)
 Aaron Gordon (2021-Pres.)

DUKE (7)

Bob Verga (1968-69)
 Ken Dennard (1983-84)
 Mark Alarie (1986-87)
 Dahntay Jones (2008-09)
 Sheldon Williams (2010-11)
 Mason Plumlee (2017-20)
 Austin Rivers (2021-22)

KENTUCKY (7)

Dan Issel (1975-85)
 Ron Mercer (1999-00)
 Mark Pope (2003-05)
 Trey Lyles (2017-19)
 Jarred Vanderbilt (2018-20)
 DeMarcus Cousins (2022)
 Jamal Murray (2016-Pres.)

GEORGETOWN (6)

Dikembe Mutombo (1991-96)
 Reggie Williams (1990-96)
 Allen Iverson (2006-09)
 Roy Hibbert (2017)
 Greg Whittington (2020)
 Jeff Green (2021-Pres.)

INDIANA (6)

Ron Horn (1967-68)
 George McGinnis (1978-80)
 Bobby Wilkerson (1977-80)
 Dean Garrett (1997-98)
 Calbert Cheaney (2000-02)
 Noah Vonleh (2020)

LA SALLE (6)

Larry Cannon (1970-71)
 Fatty Taylor (1974-75; '76-77)
 Michael Brooks (1987-88)
 Tim Legler (1990-91)
 Doug Overton (1995-96)
 Randy Woods (1995-96)

LOUISIANA STATE (6)

Dan Hester (1970-71)
 Kenny Higgs (1980-82)
 Howard Carter (1983-84)
 Mahmoud Abdul-Rauf (1990-96)
 Anthony Randolph (2012-14)
 Johnny O'Bryant (2017)

NOTRE DAME (6)

Tim Kempton (1989-90)
 Bill Hanzlik (1982-91)
 Orlando Woolridge (1990-91)
 Elmer Bennett (1996-97)
 LaPhonso Ellis (1992-98)
 Monty Williams (1998-99)

SOUTH CAROLINA (6)

Tom Boswell (1978-80)
 John Roche (1979-82)
 Cedric Hordges (1980-82)
 Alex English (1979-90)
 Renaldo Balkman (2008-11)
 PJ Dozier (2019-22)

ST. JOHN'S (6)

George Johnson (1979-80)
 Robert Werdann (1992-93)
 Mark Jackson (1996-97)
 Shawnelle Scott (2001-02)
 Zendon Hamilton (2001-02)
 JaKarr Sampson (2016)

SYRACUSE (6)

Dan Schayes (1982-90)
 Stephen Thompson (1989-90)
 Jason Hart (2008-09)
 Carmelo Anthony (2003-11)
 Tyler Lydon (2017-19)
 Jerami Grant (2019-20)

TENNESSEE STATE (6)

Lefty Thomas (1967-68)
 Ben Warley (1969-70)
 John Barnhill (1970-71)
 Dwight Waller (1969-70; '71-72)
 Ted McClain (1976-77)
 Anthony Mason (1990-91)

UNLV (6)

John O. Trapp (1972-73)
 Robert Smith (1977-79)
 Glen Gondrezick (1979-83)
 Elmore Spencer (1995-96)
 Keon Clark (1998-01)
 Isaiah Rider (2001-02)

MICHIGAN STATE (5)

Ralph Simpson (1970-78)
 Jay Vincent (1987-89)
 Kevin Willis (2000-01)
 Gary Harris (2014-21)
 Bryn Forbes (2022)

WASHINGTON (5)

George Irvine (1975-76)
 Eldridge Recasner (1994-95)
 Bobby Jones (2007-08)
 Nate Robinson (2013-15)
 Isaiah Thomas (2018-19)

FLORIDA (4)

Donnell Harvey (2001-03)
 Taurean Green (2007-08)
 Corey Brewer (2011-13)
 Mike Miller (2015-17)

HOUSTON (4)

Rob Williams (1982-84)
 Greg Anderson (1990-92)
 Carl Herrera (1998-99)
 Anthony Goldwire (1996-98; '00-01)

IOWA (4)

Roy Marble (1993-94)
 Ryan Bowen (1999-04)
 Reggie Evans (2005-07)
 Tyler Cook (2020)

MICHIGAN (4)

Terry Mills (1990-91)
 Jalen Rose (1994-96)
 Jimmy King (1996-97)
 Juwan Howard (2001-03, 2008-09)

MISSOURI (4)

Melvin Booker (1996-97)
 Linas Kleiza (2005-09)
 DeMarre Carroll (2011-12)
 Michael Porter Jr. (2018-Pres.)

NORTH CAROLINA STATE (4)

Monte Towe (1975-77)
 David Thompson (1975-82)
 Julius Hodge (2005-07)
 J.J. Hickson (2013-16)

OREGON (4)

Steve Jones (1973-74)
 Blair Rasmussen (1985-91)
 Aaron Brooks (2014)
 Bol Bol (2019-22)

SOUTHERN CALIFORNIA (4)

Mack Calvin (1974-75; '76-78)
 Dwight Anderson (1982-83)
 Robert Pack (1992-95; '00-01)
 Jeff Trepagnier (2002-04)



**ST. JOSEPH'S (PA) (4)**

Jameer Nelson (2015-17)
Cliff Anderson (1969-70)
Maurice Martin (1986-89)
Pat McFarland (1973-75)

VIRGINIA (4)

Cory Alexander (1997-00)
John Crotty (2002-03)
Gus Gerard (1975-77)
Bryant Stith (1992-00)

ARKANSAS (3)

Scott Hastings (1991-93)
Darrell Walker (1986-87)
Sonny Weems (2008-09)

COLORADO (3)

Chauncey Billups (1998-00, '08-11)
Chuck Gardner (1967-68)
Chuck Williams (1971-72, '75-77)

DEPAUL (3)

Wilson Chandler (2010-18)
Gary Garland (1979-80)
Steven Hunter (2007-09)

FLORIDA STATE (3)

Malik Beasley (2016-2020)
George McCloud (1999-02)
Von Wafer (2007-08)

GEORGIA TECH (3)

Jon Barry (2003-04)
Craig Neal (1990-91)
Tom Hammonds (1992-97)

ILLINOIS (3)

Kenny Battle (1990-91)
Kiwane Garris (1997-98)
Marcus Liberty (1990-94)

OKLAHOMA (3)

Willie Rogers (1968-69)
Don Sidle (1970-71)
Eduardo Najera (2005-08)

PURDUE (3)

Joe Barry Carroll (1989-90)
Keith Edmonson (1983-84)
Steve Scheffler (1991-92)

STANFORD (3)

Rich Kelley (1982-83)
Todd Lichti (1989-93)
Claude Terry (1972-76)

TENNESSEE (3)

Jordan McRae (2020)
Jarnell Stokes (2016)
Vincent Yarbrough (2002-03)
Dale Ellis (1994-97)

TEXAS (3)

DJ Augustin (2016)
Jordan Hamilton (2011-14)
LaSalle Thompson (1996-97)

UTAH (3)

Michael Doleac (2003-04)
Bill McGill (1968-69)
Andre Miller ('03-07, '11-14)

VILLANOVA (3)

Randy Foye (2013-2016)
Malik Allen (2009-10)
Tom Hoover (1967-68)

ARIZONA STATE (2)

Art Becker (1970-72)
Fat Lever (1984-90)

AUBURN (2)

Adam Harrington (2002-03)
Wesley Person (2004-05)

BOSTON COLLEGE (2)

Michael Adams (1987-91)
Howard Easley (2005-06)

BRADLEY (2)

Al Smith (1971-74)
Levern Tart (1968-69)

BRIGHAM YOUNG (2)

Jeff Congdon (1967-70)
John Fairchild (1968-69)

CALIFORNIA (2)

Francisco Elson (2003-06)
Jamal Sampson (2006-07)

CENTRAL STATE (OH) (2)

Priest Lauderdale (1997-98)
Ken Wilburn (1968-69)

CLEMSON (2)

Greg Buckner (2004-06)
Chris Whitney (2002-03)

COLORADO STATE (2)

Eddie Hughes (1988-90)
Lonnie Wright (1967-71)

DENVER (2)

Byron Beck (1967-77)
Dave Bustion (1972-73)

DETROIT (2)

Spencer Haywood (1969-70)
Joe Kopicki (1984-85)

FRESNO STATE (2)

Melvin Ely (2010-11)
Chris Herren (1999-00)

HAWAII (2)

Anthony Carter (2006-11)
Predrag Savovic (2002-03)

IOWA STATE (2)

Loren Meyer (1998-99)
Monte Morris (2017-22)

JACKSONVILLE (2)

James Ray (1980-83)
Otis Smith (1986-88)

KANSAS STATE (2)

Mike Evans (1982-88)
Willie Murrell (1967-68)

LOUISIANA TECH (2)

Paul Millsap (2017-Pres.)
Mike Green (1973-75)

MARQUETTE (2)

Bo Ellis (1977-80)
Markus Howard (2020-22)

MARYLAND (2)

Steve Blake (2006-07)
Joe Smith (2006-07)

MASSACHUSETTS (2)

Marcus Camby (2002-08)
Gary Forbes (2010-11)

MINNESOTA (2)

Bobby Jackson (1997-98)
Voshon Lenard (2000-02, '03-06)

MEMPHIS (2)

Vincent Askew (1996-97)
Will Barton (2015-22)

NEW MEXICO (2)

Willie Long (1972-74)
Charles Smith (2005-06)

NEW ORLEANS (2)

Wayne Cooper (1984-89)
Ervin Johnson (1996-97)

OHIO STATE (2)

Keita Bates-Diop (2020)
Kosta Koufos (2010-13)

OKLAHOMA STATE (2)

Joey Graham (2009-10)
Brooks Thompson (1996-97)

OLD DOMINION (2)

Chris Gatling (1999-00)
Ron Valentine (1980-81)

PITTSBURGH (2)

Mark Blount (2002-03)
Jerome Lane (1988-92)

PROVIDENCE (2)

Eric Murdock (1996-97)
Eric Williams (1997-99)

RICE (2)

Ricky Pierce (1996-97)
Mike Wilks (2007-08)

SAN JOSE STATE (2)

Tariq Abdul-Wahad (1999-02)
Darnell Hillman (1977-78)

SEATTLE (2)

Jawann Oldham (1980-81)
Tom Workman (1970-71)

SOUTH CAROLINA STATE (2)

Frank Card (1971-73)
Julius Keye (1969-74)

TEMPLE (2)

Mark Macon (1991-94)
Mark Strickland (2000-01)

TENNESSEE-CHATTANOOGA (2)

Johnny Taylor (1998-00)
Willie White (1984-86)

TEXAS-EL PASO (2)

Tim Hardaway (2001-02)
Julyan Stone (2011-13)

TEXAS TECH (2)

Tony Battie (1997-98)
Darvin Ham (1996-97)

TOLEDO (2)

Larry Jones (1967-70)
Steve Mix (1971-72)

TULSA (2)

Julian Hammond (1967-72)
Shaquille Harrison (2021)

UTAH STATE (2)

Larry Bunce (1968-69)
Marv Roberts (1971-74)

VCU (2)

Troy Daniels (2020)
Bones Hyland (2021-Pres.)

WESTERN KENTUCKY (2)

Wayne Chapman (1970-71)
Darnell Mee (1993-95)





WICHITA STATE (2)

Warren Jabali (1972-74)
Cliff Livingston (1994-95)

WISCONSIN (2)

Devin Harris (2017-18)
Kim Hughes (1978-81)

XAVIER (OH) (2)

James Posey (1999-03)
Aaron Williams (1996-97)

ARKANSAS LITTLE ROCK (1)

Rayjon Tucker (2022)

AUGUSTANA (1)

Arvid Kramer (1979-80)

BAYLOR (1)

Quincy Miller (2012-14)

BELMONT (1)

Ian Clark (2015)

BLINN (TX) J.C. (1)

Chris Andersen (2001-04, '08-12)

BOWLING GREEN (1)

Walt Piatkowski (1969-70)

BOSTON (1)

Gary Plummer (1992-93)

CAL STATE LONG BEACH (1)

James Ennis III (2022)

CANISIUS (1)

John Morrison (1967-68)

CENTRAL FLORIDA (1)

Brandon Goodwin (2018-19)

CHARLOTTE (1)

Rodney White (2002-05)

COLLEGE OF ST. ROSE (1)

Garth Joseph (2000-01)

CONNECTICUT (1)

Jimmy Foster (1975-76)

CREIGHTON (1)

Paul Silas (1975-76)

DRAKE (1)

Willie Wise (1976-77)

EASTERN CAROLINA (1)

Greg Wittman (1969-70)

EASTERN MICHIGAN (1)

Earl Boykins (2003-07)

FLORIDA INTERNATIONAL (1)

Carlos Arroyo (2001-02)

GEORGIA (1)

Jacky Dorsey (1977-78)

GRAMBLING (1)

Tom Bowens (1967-68)

HANOVER (IN) (1)

Steve Wilson (1970-72)

HIRAM SCOTT (1)

Richie Moore (1967-68)

IDAHO STATE (1)

Charley Parks (1968-69)

ILLINOIS STATE (1)

DeVaughn Akoon-Purcell (2018-19)

INDIANA STATE (1)

Carl Nicks (1980-81)

KENTUCKY STATE (1)

Floyd Theard (1969-70)

LONG BEACH STATE (1)

Bryon Russell (2004-06)

LOYOLA, CHICAGO (1)

Andre Moore (1987-88)

LOYOLA, MARYMOUNT (1)

Corey Gaines (1990-91)

MANHATTAN (1)

Luis Flores (2004-05)

MIAMI (FL) (1)

Davon Reed (2021-Pres.)

MISSISSIPPI (1)

Elston Turner (1984-86, '88-89)

MOREHEAD ST. (1)

Kenneth Faried (2011-18)

MOREHOUSE (1)

Harold Ellis (1997-98)

MORGAN STATE (1)

Marvin Webster (1975-77)

MURRAY STATE (1)

Ronald "Popeye" Jones (1999-00)

NEBRASKA (1)

Grant Simmons (1967-69)

NEVADA (1)

JaVale McGee (2012-15, 2021)

NE LOUISIANA (1)

Calvin Natt (1984-89)

NORTHERN ARIZONA (1)

Dan McClintock (2000-01)

NORTHERN COLORADO (1)

Mike Higgins (1989-90)

NORTHERN ILLINOIS (1)

Jim Bradley (1975-76)

NORTHWESTERN (1)

Billy McKinney (1980-83)

OKLAHOMA BAPTIST (1)

R.B. Lynam (1967-68)

ORAL ROBERTS (1)

Anthony Roberts (1977-80, '83-84)

PENNSYLVANIA (1)

Jerome Allen (1996-97)

PEPPERDINE (1)

Yakhouba Diawara (2006-08)

PORTLAND (1)

Darwin Cook (1988-89)

PRINCETON (1)

Brian Taylor (1977-78)

RHODE ISLAND (1)

Tyson Wheeler (1998-99)

RICHMOND (1)

Johnny Newman (1997-98)

SAINT LOUIS (1)

David Burns (1981-82)

SAN DIEGO STATE (1)

Jamaal Franklin (2015)

SETON HALL (1)

Mark Bryant (2002-03)

SOUTH FLORIDA (1)

Chucky Atkins (2007-09)

SOUTHERN (1)

Avery Johnson (1990-91)

SOUTHERN MISSISSIPPI (1)

Kelly McCarty (1998-99)

SOUTHWEST MISSOURI ST. (1)

Winston Garland (1991-92)

SOUTHWEST LOUISIANA (1)

Kevin Brooks (1991-94)

TEXAS-SAN ANTONIO (1)

Devin Brown (2002-03)

TRENTON STATE (NJ) (1)

Greg Grant (1994-95; '95-96)

TULANE (1)

Phil Hicks (1978-79)

UC-IRVINE (1)

Wayne Englestad (1988-89)

UNC-WILMINGTON (1)

Matt Fish (1995-96)

UC-SANTA BARBARA (1)

Richard Anderson (1983-84)

USC (1)

Nick Young (2018)

USC-UPSTATE (1)

Torrey Craig (2017-20)

VANDERBILT (1)

Jan Van Breda Kolff (1974-75)

VIRGINIA TECH (1)

Erick Green (2014-2015)

VIRGINIA UNION (1)

Terry Davis (2000-01)

WAKE FOREST (1)

Rodney Rogers (1993-95)

WILBERFORCE (1)

Lonnie Lynn (1969-70)

WINGATE (1)

Junior Harrington (2002-03)

WYOMING (1)

Reggie Slater (1994-95; '95-96)





1977 NBA DRAFT

ROUND	OVERALL PICK	PLAYER, SCHOOL
1	9	Tom LaGarde, F, North Carolina
1	21	Anthony Roberts, F, Oral Roberts
3	65	Robert Smith, G, UNLV
5	109	John Billips, G, Mississippi
6	130	Jim Town, F, Massachusetts
7	148	Willie High, Alabama State
8	169	Len Saunders, G, Florida

1978 NBA DRAFT

ROUND	OVERALL PICK	PLAYER, SCHOOL
1	17	Rod Griffin, F, Wake Forest
1	21	Mike Evans, G, Kansas State
3	46	Hollis Copeland, F, Rutgers
5	106	Mike Edwards, G, Pan American
6	127	Robert Heard, G, Columbus College (GA)
7	148	Jack Gilloon, G, South Carolina
8	166	Larry Vaculik, F, Colorado
9	183	Tom Schneeberger, F, Air Force
10	198	Phil Taylor, F, Arizona

1979 NBA DRAFT

ROUND	OVERALL PICK	PLAYER, SCHOOL
2	30	Gary Garland, G, DePaul
5	102	Larry Williams, F, Louisville
6	122	Odell Ball, C, Marquette
7	144	John Johnson, G, Creighton
8	162	Matt Teahan, F, Denver
9	179	Emmett Lewis, G, Colorado

1980 NBA DRAFT

ROUND	OVERALL PICK	PLAYER, SCHOOL
1	5	James Ray, F, Jacksonville
1	23	Carl Nicks, G, Indiana State
2	41	Jawaan Oldham, C, Seattle
3	47	Kurt Nimphius, C, Arizona State
3	48	Eddie Lee, G, Cincinnati
3	51	Ron Valentine, F, Old Dominion
4	73	Sammie Ellis, F, Pittsburgh
5	97	James Patrick, G, Sthwst Texas State
6	119	Ernie Hill, G, Oklahoma City
7	143	Tommy Springer, G, Vanderbilt
9	184	Jim Graziano, F, South Carolina
10	202	Earl Sango, F, Regis College (Denver)

1981 NBA DRAFT

ROUND	OVERALL PICK	PLAYER, SCHOOL
2	34	Kenneth Green, F, Texas Pan American
5	101	Willie Sims, G, Louisiana State
6	124	Alonzo Weatherly, F, Denver
7	147	Greg Manning, G, Maryland
8	169	Curtis Redding, G, St. John's
9	191	Andrew Burton, G, Austin Peay
10	211	Derrick Rowland, F, Potsdam State

1982 NBA DRAFT

ROUND	OVERALL PICK	PLAYER, SCHOOL
1	19	Rob Williams, G, Houston
3	62	Roylin Bond, G, Pepperdine
4	84	Alford Turner, G, Southwest Louisiana
5	109	Bill Duffy, G, Santa Clara
6	131	Chris Brust, F, North Carolina
7	153	Jeb Barlow, F, North Carolina
8	178	Donnie Speer, F, Alabama-Birmingham
9	200	Dean Sears, F, UCLA
10	220	Mike Philips, G, Niagara

1983 NBA DRAFT

ROUND	OVERALL PICK	PLAYER, SCHOOL
1	15	Howard Carter, G, Louisiana State
2	37	David Russell, F, St. John's
3	61	David Little, F, Oklahoma
4	83	York Gross, G, Cal-Santa Barbara
5	107	James Braddock, G, North Carolina
6	129	Glen Green, F, Murray State
7	153	Maurice McDaniel, F, Catawba College
8	175	Cliff Tribus, C, Davidson
9	198	Bobby Van Noy, F, Catawba College
10	218	Cleveland McCrae, F, Catawba College

1984 NBA DRAFT

ROUND	OVERALL PICK	PLAYER, SCHOOL
2	42	Willie White, G, Tenn.-Chattanooga
4	79	Karl Tilleman, G, Calgary
5	103	Prince Bridges, G, Missouri
6	125	Willie Burton, F, Tennessee
7	149	Mark Simpson, F, Catawba College
8	171	Bill Wendlandt, F, Texas
9	194	Cecil Exum, F, North Carolina
10	215	Dexter Bailey, G, Xavier (Ohio)

1985 NBA DRAFT

ROUND	OVERALL PICK	PLAYER, SCHOOL
1	15	Blair Rasmussen, C, Oregon
2	43	Barry Stevens, G, Iowa State
4	89	Pete Williams, F, Arizona
5	112	Kenny Brown, G, Texas A&M
6	135	Joe Carrobino, F, Harvard
7	158	Eddie Smith, F, Arizona





1986 NBA DRAFT

ROUND	OVERALL PICK	PLAYER, SCHOOL
1	16	Maurice Martin, G, St. Joseph's
1	18	Mark Alarie, F, Duke
2	41	Otis Smith, G, Jacksonville
3	64	Don Redden, F, Louisiana State
4	87	Anthony Watson, G, San Diego State
5	110	Jon Collins, G, Eastern Illinois
6	133	Anthony Frederick, F, Pepperdine
7	156	Mike Marshall, G, McNeese State

1987 NBA DRAFT

ROUND	OVERALL PICK	PLAYER, SCHOOL
2	31	Andre Moore, F, Loyola (Chicago)
3	54	Tom Schafer, F, Iowa State
4	77	David Boone, F, Marquette
5	100	Ronnie Grandison, F, New Orleans
6	123	Kelvin Scarborough, G, New Mexico
7	156	Curtis Hunter, G, North Carolina

1988 NBA DRAFT

ROUND	OVERALL PICK	PLAYER, SCHOOL
1	23	Jerome Lane, F, Pittsburgh
2	43	Todd Mitchell, F, Purdue
2	47	Vernon Maxwell, G, Florida *
3	66	Dwight Boyd, G, Memphis State

1989 NBA DRAFT

ROUND	OVERALL PICK	PLAYER, SCHOOL
1	15	Todd Lichti, G, Stanford
2	42	Michael Cutright, G, McNeese State
2	47	Reginald Turner, F, Alabama-Birmingham

1990 NBA DRAFT

ROUND	OVERALL PICK	PLAYER, SCHOOL
1	3	Mahmoud Abdul-Rauf, G, Louisiana State
2	42	Marcus Liberty, F, Illinois

1991 NBA DRAFT

ROUND	OVERALL PICK	PLAYER, SCHOOL
1	4	Dikembe Mutombo, C, Georgetown
1	8	Mark Macon, G, Temple

1992 NBA DRAFT

ROUND	OVERALL PICK	PLAYER, SCHOOL
1	5	LaPhonso Ellis, F, Notre Dame
1	13	Bryant Stith, G, Virginia
2	46	Robert Werdann, C, St. John's

1993 NBA DRAFT

ROUND	OVERALL PICK	PLAYER, SCHOOL
1	9	Rodney Rogers, F, Wake Forest
2	43	Josh Grant, F, Utah *

1994 NBA DRAFT

ROUND	OVERALL PICK	PLAYER, SCHOOL
1	13	Jalen Rose, G/F, Michigan

1995 NBA DRAFT

ROUND	OVERALL PICK	PLAYER, SCHOOL
1	15	Brent Barry, G/F, Oregon State *
2	44	Anthony Pelle, C, Fresno State

1996 NBA DRAFT

ROUND	OVERALL PICK	PLAYER, SCHOOL
1	23	Efthimios Rentzias, F, PAOK (Greece)
2	37	Jeff McInnis, G, North Carolina

1997 NBA DRAFT

ROUND	OVERALL PICK	PLAYER, SCHOOL
1	5	Tony Battie, F, Texas Tech
2	33	James Cotton, G, Long Beach State *
2	42	Jason Lawson, C, Villanova *

1998 NBA DRAFT

ROUND	OVERALL PICK	PLAYER, SCHOOL
1	3	Raef LaFrentz, F/C, Kansas
1	23	Tyronn Lue, G, Nebraska *
2	54	Tremaine Fowlkes, F, Fresno State
2	55	Ryan Bowen, F, Iowa

1999 NBA DRAFT

ROUND	OVERALL PICK	PLAYER, SCHOOL
1	18	James Posey, F, Xavier (Ohio)
2	33	Chris Herren, G, Fresno State
2	41	Francisco Elson, C, California

2000 NBA DRAFT

ROUND	OVERALL PICK	PLAYER, SCHOOL
1	26	Mamadou N'diaye, C, Auburn
2	53	Dan McClintock, C, Northern Ariz.

2001 NBA DRAFT

ROUND	OVERALL PICK	PLAYER, SCHOOL
2	47	Ousmane Cisse, F, St. Jude H.S. (Ala.)

2002 NBA DRAFT

ROUND	OVERALL PICK	PLAYER, SCHOOL
1	5	Nikoloz Tskitishvili, F, Rep. of Georgia
1	25	Frank Williams, G, Illinois *
2	33	Vincent Yarbrough, F, Tennessee





2003 NBA DRAFT

ROUND	OVERALL PICK	PLAYER, SCHOOL
1	3	Carmelo Anthony, F, Syracuse
2	46	Sani Becirovic, G, Vertus Bologna (Italy)
2		~

2004 NBA DRAFT

ROUND	OVERALL PICK	PLAYER, SCHOOL
1	20	Jameer Nelson, G, St. Josephs *

2005 NBA DRAFT

ROUND	OVERALL PICK	PLAYER, SCHOOL
1	20	Julius Hodge, G/F, N.C. State
1	22	Jarrett Jack, G, Georgia Tech *
2	52	Axel Hervelle, F, Belgium

2006 NBA DRAFT

ROUND	OVERALL PICK	PLAYER, SCHOOL
2	49	Leon Powe, F, California *

2007 NBA DRAFT

ROUND	OVERALL PICK	PLAYER, SCHOOL
Did not have pick		

2008 NBA DRAFT

ROUND	OVERALL PICK	PLAYER, SCHOOL
Did not have pick *		

2009 NBA DRAFT

ROUND	OVERALL PICK	PLAYER, SCHOOL
1	Did not have pick *	
2	34	Sergio Llull, G, Spain *

2010 NBA DRAFT

ROUND	OVERALL PICK	PLAYER, SCHOOL
Did not have pick		

2011 NBA DRAFT

ROUND	OVERALL PICK	PLAYER, SCHOOL
1	22	Kenneth Faried, F, Morehead State

2012 NBA DRAFT

ROUND	OVERALL PICK	PLAYER, SCHOOL
1	20	Evan Fournier, G, France
2	38	Quincy Miller, F, Baylor
2	50	Izzet Turkyilmaz, F, Turkey

2013 NBA DRAFT

ROUND	OVERALL PICK	PLAYER, SCHOOL
1	27	Rudy Gobert, C, France *

2014 NBA DRAFT

ROUND	OVERALL PICK	PLAYER, SCHOOL
1	11	Doug McDermott, F, Creighton *
2	41	Nikola Jokic, C, Serbia

2015 NBA DRAFT

ROUND	OVERALL PICK	PLAYER, SCHOOL
1	7	Emmanuel Mudiay, G, China
2	57	Nikola Radicevic, G, Serbia

2016 NBA DRAFT

ROUND	OVERALL PICK	PLAYER, SCHOOL
1	7	Jamal Murray, G, Kentucky
1	16	Juancho Hernangomez, F, Spain
1	19	Malik Beasley, G, Florida State
2	53	Petr Cornelie, F, France

2017 NBA DRAFT

ROUND	OVERALL PICK	PLAYER, SCHOOL
1	13	Donovan Mitchell, G, Louisville *
2	49	Vlatko Cancar, F, Slovenia
2	51	Monte Morris, G, Iowa State

2018 NBA DRAFT

ROUND	OVERALL PICK	PLAYER, SCHOOL
1	14	Michael Porter Jr., F, Missouri
2	43	Justin Jackson, F, Maryland *
2	58	Thomas Welsh, C, UCLA

2019 NBA DRAFT

ROUND	OVERALL PICK	PLAYER, SCHOOL
Did not have a pick		

2020 NBA DRAFT

ROUND	OVERALL PICK	PLAYER, SCHOOL
1	22	Zeke Nnaji, F, Arizona

2021 NBA DRAFT

ROUND	OVERALL PICK	PLAYER, SCHOOL
1	26	Bones Hyland, G, VCU

2022 NBA DRAFT

ROUND	OVERALL PICK	PLAYER, SCHOOL
1	21	Christian Braun, F, Kansas

* View transaction history





1976-77

- Aug. 5: Acquired Fatty Taylor from Philadelphia in exchange for a second-round pick in 1977 (Herm Harris).
- Sept. 15: Acquired Ted McClain from the New York Nets in exchange for a third-round draft choice (Dave Batton) and a fourth-round pick (Walter Jordan) in the 1978 draft & cash.
- Sept. 21: Traded Claude Terry to Buffalo for future considerations.
- Sept. 21: Signed Willie Wise as a free agent. Oct. 5: Waived Jimmy Foster.
- Oct. 20: Acquired Paul Silas from Boston in a three-team trade that sent Ralph Simpson from Denver to Detroit & Curtis Rowe from Detroit to Boston.
- Dec. 17: Traded Gus Gerard and Chuck Williams to Buffalo for Jim Price.
- Feb. 15: Acquired Mack Calvin off waivers from San Antonio.

1977-78

- May 24: Traded Marvin Webster, Paul Silas & Willie Wise to Seattle for Tom Burlison, Bobby Wilkerson and a second-round draft choice in the 1977 draft (Nuggets traded pick to Kansas City who traded it to Chicago, who selected Steve Sheppard).
- May 25: Traded Tom Burlison & a second-round pick in the 1977 draft (Kings traded pick to Chicago who selected Steve Sheppard) to Kansas City in exchange for Brian Taylor & a first-round pick in the 1977 draft (Tom LaGarde).
- June 24: Signed Jack Dorsey as a free agent.
- Aug. 9: Signed Anthony Roberts.
- Aug. 11: Signed Robert Smith.
- Aug. 31: Named George Irvine assistant coach.
- Sept. 4: Signed Tom LaGarde.
- Sept. 29: Waived Monte Towe.
- Oct. 6: Obtained a third-round draft choice in 1978 (Hollis Copeland) from Buffalo as compensation for the free agent signing of Ted McClain.
- Oct. 11: Acquired Bo Ellis from Washington in exchange for Denver's first pick in 1978 (Dave Corzine).
- Oct. 17: Waived Byron Beck & Fatty Taylor.
- Nov. 14: Waived Jack Dorsey.
- Jan. 30: Waived Robert Smith.
- Jan. 30: Acquired Darnell Hillman from the New York Nets in exchange for a second-round pick in 1979 (Clint Richardson) & cash.
- Feb. 1: Acquired Ralph Simpson from Detroit in exchange for Jim Price & a first-round pick in the 1979 draft (Phil Hubbard).
- Feb. 8: Re-signed Robert Smith.
- Feb. 15: Brian Taylor, who left team on Jan. 16 was signed as a veteran free agent by San Diego. Denver received two second-round draft choices as compensation.

1978-79

- June 9: Acquired Seattle's first-round pick in the 1978 draft (Rod Griffin) in exchange for Tom LaGarde.
- June 26: Acquired Ron Boone and a second-round pick in the 1979 draft from Kansas City in exchange for Darnell Hillman and the draft rights to Mike Evans. Traded the pick (Mark Young) and an additional second-round pick in '79 (Oliver Mack) to Los Angeles in exchange for Charlie Scott.
- July 8: Acquired Geoff Crompton from Kansas City in exchange for Denver's fourth-round pick in 1981 (Kenny Dennard). Signed Kim Hughes as a free agent.
- Aug. 16: Traded Bobby Jones & Ralph Simpson to Philadelphia for George McGinnis.
- Aug. 23: Signed Phil Hicks as a free agent.
- Sept. 8: Signed Tom Boswell as a free agent.
- Oct. 12: Waived Mack Calvin and Phil Hicks.
- Nov. 13: Re-signed Phil Hicks.
- Jan. 12: Waived Phil Hicks.
- April 11: Waived Geoff Crompton.

1979-80

- June 14: Received two second-round picks in the 1979 draft (Gary Garland; traded second pick to Chicago who selected Lawrence Butler) from San Diego as compensation for the free-agent signing of Brian Taylor.
- July 23: Sold two draft choices in the 1979 draft to Chicago.
- July 27: Signed John Roche as a free agent.
- Oct. 9: Traded Robert Smith to Utah in exchange for a third-round draft choice in 1980 (Eddie Lee) and a second-round draft choice in 1981 (Kenneth Green).
- Oct. 19: Acquired George Johnson from Milwaukee for cash.
- Nov. 2: Waived Bo Ellis.
- Nov. 20: Traded Tom Boswell to Utah for a second-round pick in 1980 (Jawaan Oldham).
- Nov. 24: Re-signed Bo Ellis.
- Nov. 26: Signed Glen Gondrezick as a free agent.
- Nov. 27: Waived Anthony Roberts.
- Feb. 1: Acquired Alex English and a first-round pick in 1980 (Carl Nicks) from Indiana in exchange for George McGinnis.
- Mar. 2: Signed Arvid Kramer to first of two 10-day contracts.





1980-81

- | | |
|--|---|
| <p>May 16: Sold George Johnson to Milwaukee.</p> <p>June 9: Acquired the rights to Cedrick Hordges from Chicago in exchange for a second-round draft choice in 1981 (Mike Olliver)</p> <p>Aug. 15: Acquired T.R. Dunn & a first-round draft choice in 1983 (Howard Carter) from Portland in exchange for a first-round draft choice in 1983 (Clyde Drexler) & a second-round choice in 1984 (Steve Colter)</p> <p>Aug. 18: Signed Ken Higgs as a free agent.</p> <p>Sept. 19: Waived Gary Garland.</p> <p>Oct. 8: Sold Bobby Wilkerson to Chicago. Waived Ron Valentine.</p> <p>Oct. 21: Waived Jawann Oldham.</p> | <p>Oct. 31: Acquired Dave Robisch from Cleveland in exchange for Kim Hughes, a third-round choice in the 1981 draft (Mickey Dillard), a second-round choice in the 1982 draft (Cleveland traded the pick to Indiana, who selected Guy Morgan) and future considerations.</p> <p>Dec. 2: Re-signed Ron Valentine. Waived Ken Higgs.</p> <p>Dec. 8: Re-signed Ken Higgs.</p> <p>Dec. 10: Acquired Kiki Vandeweghe and a first-round pick in 1986 (Maurice Martin) from Dallas in exchange for first-round choices in 1981 (Rolando Blackman) and 1985 (pick was traded to Boston who selected Sam Vincent).</p> <p>Dec. 22: Traded Carl Nicks to Utah in exchange for Billy McKinney.</p> |
|--|---|

1981-82

- | | |
|---|--|
| <p>Nov. 27: Signed David Burns as a free agent.</p> <p>Dec. 16: Waived David Burns.</p> | <p>Dec. 17: Traded Ron Valentine to Washington for future considerations. Announced the retirement of John Roche following the season.</p> |
|---|--|

1982-83

- | | |
|--|--|
| <p>June 17: Acquired the draft rights to Wally Walker & a first-round draft choice in 1982 (Rob Williams) from Seattle in exchange for David Thompson.</p> <p>June 21: Acquired Rick Kelley from Phoenix in exchange for a first-round draft pick in 1982 (David Thirdkill).</p> <p>July 16: The NBA Player's Association won a ruling before an arbitrator which disallowed Seattle's ability to trade the rights to Wally Walker - a free agent.</p> | <p>July 20: Acquired Bill Hanzlik from Seattle to complete the David Thompson trade.</p> <p>Dec. 30: Signed Dwight Anderson to a 10-day contract.</p> <p>Jan. 9: Did not offer Dwight Anderson a second 10-day contract.</p> <p>Jan. 12: Signed Mike Evans from the CBA to a contract.</p> <p>Feb. 7: Acquired Dan Schayes from Utah in exchange for Rich Kelley & cash.</p> |
|--|--|

1983-84

- | | |
|---|---|
| <p>Sept. 26: Acquired Ken Dennard from Kansas City in exchange for a third-round pick in the 1985 NBA Draft (Michael Adams).</p> <p>Oct. 4: Acquired Richard Anderson from San Diego in exchange for Billy McKinney.</p> <p>Dec. 13: Waived Dave Robisch.</p> | <p>Jan. 21: Acquired Keith Edmondson from San Antonio in exchange for a third-round pick in the 1984 draft (Joe Binion).</p> <p>Feb. 16: Signed Anthony Roberts to a 10-day contract.</p> <p>Feb. 25: Waived Ken Dennard.</p> <p>Feb. 25: Signed Anthony Roberts for the remainder of the season.</p> |
|---|---|

1984-85

- | | |
|--|--|
| <p>June 7: Traded Kiki Vandeweghe to Portland in exchange for Wayne Cooper, Lafayette Lever, Calvin Natt, a second-round pick in the 1984 NBA Draft (Willie White) & a first-round pick in the 1985 draft (Blair Rasmussen).</p> <p>July 25: Waived Anthony Roberts.</p> <p>Aug. 23: Traded Howard Carter to Dallas in exchange for Elston Turner.</p> | <p>Oct. 20: Signed Russell Cross as a free agent.</p> <p>Oct. 23: Waived Rob Williams.</p> <p>Oct. 31: Signed Joe Kopicki as a free agent.</p> <p>Feb. 11: Waived Russell Cross.</p> <p>Jan. 22: Announced the retirement of Dan Issel, effective at the end of the season..</p> |
|--|--|

1985-86

- | | |
|--|---|
| <p>Sept. 30: Placed Dan Issel on voluntarily retired list.</p> | <p>Oct. 22: Waived Joe Kopicki and Barry Stevens.</p> |
|--|---|





1986-87

Oct. 2: Acquired Darrell Walker from New York in exchange for a first-round pick in the 1987 NBA Draft (New York traded pick to Chicago who selected Olden Polynice).

1987-88

Nov. 2: Traded Mark Alarie and Darrell Walker to Washington in exchange for Jay Vincent & Michael Adams.
 Dec. 2: Waived Andre Moore.
 Dec. 2: Traded Otis Smith to Golden State for cash.
 Feb. 22: Signed Brad Wright to a 10-day contract.
 Mar. 4: Signed Michael Brooks for the remainder of the season.

1988-89

July 28: Traded the draft rights to Vernon Maxwell to San Antonio in exchange for a second-round draft pick in 1989 (Reggie Turner).
 Oct. 6: Signed Wayne Engelstad & Elston Turner as a free agents.
 Nov. 4: Signed Eddie Hughes as a free agent.
 Dec. 27: Waived Wayne Engelstad & Eddie Hughes.
 Jan. 2: Signed Eddie Hughes to the first of consecutive 10-day contracts.
 Jan. 26: Traded Jay Vincent and Calvin Natt to San Antonio in exchange for Darwin Cook & David Greenwood.

1989-90

Sept. 11: Acquired Tim Kempton from Charlotte in exchange for a second-round draft choice in 1991 (Kevin Lynch).
 Nov. 6: Signed T.R. Dunn as a free agent.
 Dec. 29: Signed Mike Higgins to the first of two 10-day contracts.
 Jan. 19: Released Mike Higgins after second contract expired.
 Feb. 21: Acquired Joe Barry Carroll from the New Jersey Nets in exchange for Michael Cutright.

1990-91

June 21: Traded Lafayette Lever to Dallas in exchange for a first-round draft choice in 1990 (traded pick to Miami, who selected Willie Burton) & 1991 (traded pick to Washington, who selected LaBradford Smith).
 June 22: Traded the No. 9 (Willie Burton) and No. 15 (Dave Jamerson) picks in the 1990 draft to Miami in exchange for the No. 3 pick (Mahmoud Abdul-Rauf).
 Aug. 1: Traded Dan Schayes to Milwaukee in exchange for the draft rights to Terry Mills.
 Aug. 8: Acquired Orlando Woolridge from the L.A. Lakers in exchange for second-round draft picks in 1993 & 1995.
 Aug. 22: Signed Corey Gaines as a free agent.
 Sept. 4: Signed Stephen Thompson as a free agent.
 Sept. 28: Acquired Anthony Cook from Detroit in exchange for a 1992 second-round pick.
 Oct. 5: Acquired Joe Wolf from the L.A. Clippers as a restricted free agent after Clippers opt to not match Nuggets offer.
 Oct. 24: Acquired Avery Johnson from Seattle in exchange for a second-round draft pick in 1997.
 Nov. 15: Waived Stephen Thompson.
 Nov. 21: Waived Corey Gaines.
 Dec. 24: Waived Avery Johnson and T.R. Dunn.
 Dec. 28: Signed Tim Legler to consecutive 10-day contracts. Signed Anthony Mason to a 10-day contract.
 Jan. 5: Signed Reggie Williams as a free agent.
 Jan. 8: Released Anthony Mason after 10-day contract expired.
 Jan. 17: Released Tim Legler after second contract expired.
 Jan. 23: Traded Walter Davis to Portland in a three-team trade that sent Terry Mills and Drazen Petrovic to New Jersey & sent Greg Anderson & New Jersey's first-round pick in the 1992 draft (Bryant Stith) to Denver.
 Jan. 25: Claimed Kenny Battle off waivers.
 Feb. 11: Signed Craig Neal to the first of consecutive 10-day contracts.
 Mar. 3: Released Craig Neal after second 10-day contract expired.
 Mar. 7: Signed Jim Farmer to a 10-day contract.
 Mar. 17: Signed Jim Farmer for the remainder of the season.





1991-92

- | | |
|--|--|
| <p>June 11: Traded Michael Adams, the 19th pick in the 1991 NBA Draft (LaBradford Smith) & future considerations to Washington in exchange for the 8th pick in the 1991 NBA Draft (Mark Macon).</p> <p>July 1: Traded Blair Rasmussen to Atlanta in exchange for a second-round draft pick in 1993 (Josh Grant) & the draft rights to Anthony Avent. Denver then sent the rights to Avent to Milwaukee in exchange for the draft rights to Kevin Brooks, a 1994 second-round draft pick (traded pick to Washington, who traded pick to Orlando, who selected Rodney Dent) & future considerations.</p> | <p>Aug. 13: Traded Orlando Woolridge to Detroit in exchange for Scott Hastings and a 1992 second-round pick (Robert Werdann).</p> <p>Nov. 23: Waived Jerome Lane.</p> <p>Feb. 27: Signed Steve Scheffler to the first of consecutive 10-day contracts.</p> <p>Mar. 31: Signed Steve Scheffler for the remainder of the season.</p> |
|--|--|

1992-93

- | | |
|---|--|
| <p>May 20: Named Dan Issel head coach.</p> <p>June 26: Acquired Winston Garland from the L.A. Clippers for a 1996 (Clippers traded pick to Detroit, who traded pick to Phoenix, who selected Russ Millard).</p> | <p>Oct. 1: Signed Gary Plummer as a free agent.</p> <p>Oct. 23: Acquired Robert Pack from Portland in exchange for a second-round draft pick in 1993 (Kevin Thompson).</p> <p>Feb. 4: Signed Tom Hammonds as a free agent.</p> |
|---|--|

1993-94

- | | |
|---|---|
| <p>June 30: Acquired the draft rights to Darnell Mee from Golden State in exchange for the draft rights to Josh Grant & a second-round draft choice in 1994 (Anthony Miller).</p> <p>Aug. 19: Acquired Brian Williams from Orlando in exchange for Todd Lichti & Anthony Cook.</p> <p>Nov. 19: Acquired Alvin Robertson from Detroit along with a 1995 second-round draft pick and future considerations in exchange for Mark Macon & Marcus Liberty.</p> <p>Nov. 20: Signed Adonis Jordan as a free agent.</p> | <p>Nov. 29: Signed Mark Randall as a free agent.</p> <p>Dec. 1: Waived Adonis Jordan.</p> <p>Jan. 11: Signed Adonis Jordan to a 10-day contract.</p> <p>Jan. 21: Released Adonis Jordan. Signed Roy Marble to the first of consecutive 10-day contracts.</p> <p>Feb. 11: Released Roy Marble.</p> <p>Feb. 15: Signed Jim Farmer to the first of consecutive 10-day contracts.</p> <p>Mar. 7: Released Jim Farmer.</p> |
|---|---|

1994-95

- | | |
|---|---|
| <p>Oct. 6: Signed Cliff Levingston as a free agent.</p> <p>Jan. 15: Announced the resignation of Head Coach Dan Issel. Named Gene Littles interim head coach.</p> <p>Feb. 1: Waived Darnell Mee.</p> <p>Feb. 20: Named Bernie Bickerstaff president & head coach.</p> <p>Feb. 23: Signed Mark Randall to the first of consecutive 10-day contracts.</p> | <p>Mar. 3: Signed Eldridge Recasner to a 10-day contract.</p> <p>Mar. 14: Signed Greg Grant to the first of consecutive 10-day contracts. Did not offer Eldridge Recasner a second 10-day contract.</p> <p>Mar. 17: Signed Mark Randall for the remainder of the season.</p> <p>April 5: Signed Greg Grant for the remainder of the season.</p> |
|---|---|

1995-96

- | | |
|---|--|
| <p>June 28: Acquired the draft rights to Antonio McDyess along with Randy Woods from the L.A. Clippers in exchange for Rodney Rogers & the draft rights to Brent Barry.</p> <p>Sept. 19: Acquired Elmore Spencer from the L.A. Clippers in exchange for Brian Williams.</p> <p>Oct. 30: Acquired Don MacLean & Doug Overton from Washington in exchange for Robert Pack.</p> <p>Dec. 21: Waived Elmore Spencer & Randy Woods.</p> | <p>Dec. 26: Signed free agent Reggie Slater.</p> <p>Jan. 5: Waived Reggie Slater.</p> <p>Feb. 1: Named Todd Eley General Manager & Jim Brovelli Director of Player Development.</p> <p>Mar. 7: Signed Matt Fish to a 10-day contract.</p> <p>Mar. 17: Signed Matt Fish to a second 10-day contract.</p> <p>Mar. 27: Signed Matt Fish for the remainder of the season.</p> <p>Mar. 29: Signed Greg Grant for the remainder of the season.</p> |
|---|--|





1996-97

- June 13: Acquired Sarunas Marciulionis and the 37th pick of the 1996 draft (Jeff McInnis) from Sacramento in exchange for Mahmoud Abdul-Rauf.
Acquired Mark Jackson, Ricky Pierce & the 23rd pick of the 1996 draft (Efthimios Rentzias) from Indiana in exchange for Jalen Rose, Reggie Williams & the 10th pick of the 1996 draft (Erick Dampier).
- July 19: Re-signed Dale Ellis.
July 22: Re-signed Bryant Stith.
July 23: Signed free agent Ervin Johnson.
Sept. 25: Signed free agents Darvin Ham, Eric Murdock, Keith Jennings & Rich King.
- Nov. 19: Waived Rich King.
Nov. 21: Signed free agent Brooks Thompson
Nov. 26: Bernie Bickerstaff stepped down as head coach, but retained role as team president and assumed title of general manager. Named Dick Motta head coach. Waived Eric Murdock.
- Dec. 12: Signed Melvin Booker out of the CBA. Waived Jeff McInnis.
Dec. 22: Signed Aaron Williams out of the CBA.
Dec. 28: Waived Melvin Booker.
- Jan. 6: Waived Aaron Williams.
Jan. 7: Signed Elmer Bennett to a 10-day contract.
Jan. 17: Signed Elmer Bennett to a second 10-day contract.
Jan. 23: Waived Elmer Bennett.
Jan. 24: Signed Kenny Smith to a 10-day contract.
Feb. 3: Signed Kenny Smith for the remainder of the season.
Feb. 10: Announced the resignation of President and General Manager Bernie Bickerstaff.
Feb. 12: Named Allan Bristow Vice President of Basketball Operations.
Feb. 20: Acquired Vincent Askew, Eddie Johnson & a second-round draft pick in 1997 (Jason Lawson) & 1998 (Tremaine Fowlkes) from Indiana in exchange for Mark Jackson & LaSalle Thompson.
Traded Darvin Ham to Indiana in exchange for Jerome Allen.
Acquired Anthony Goldwire & George Zidek from Charlotte in exchange for Ricky Pierce.
Feb. 26: Waived Eddie Johnson.
April 5: Signed Jimmy King for the remainder of the season.

1997-98

- May 29: Named Bill Hanzlik head coach.
June 25: Acquired the draft rights to G Bobby Jackson from Seattle in exchange for the draft rights to G James Cotton & Denver's second-round pick in 1998 (Rashard Lewis).
Acquired F Johnny Newman, C/F Joe Wolf & the draft rights to F Danny Fortson from Milwaukee in exchange for C Ervin Johnson.
Traded the draft rights to C Jason Lawson to Orlando in exchange for the draft rights to G Eric Washington and Orlando's second-round pick in 1999 (traded to Boston, who selected Kris Clack).
- Aug. 4: Re-signed G Anthony Goldwire.
Aug. 21: Acquired F Eric Williams from Boston in exchange for a second-round pick in 1999 (Orlando's=Kris Clack) & Denver's second-round choice in 2001.
- Sept. 5: Signed free-agent C Dean Garrett.
Sept. 29: Traded the rights to F Efthimios Rentzias & a second-round draft pick in 2000 (Hanno Mottola) to Atlanta in exchange for C Priest Lauderdale.
- Oct. 1: Traded F Antonio McDyess to Phoenix in exchange for Phoenix's first-round pick in 1998 (Tyronn Lue), Milwaukee's first round pick in either '98 or '99 (James Posey) & either Cleveland's first-round pick in 2000 or the first-round pick of Cleveland or Phoenix in 2001 (traded to Boston, Joseph Forte) & two second-round picks (2000, Dan McClintock - and 2002, traded to Washington, Rod Grizzard). Signed F Eric Williams to a contract extension.
- Oct. 2: Acquired G Greg Graham, F/C Steve Scheffler & two future second-round draft picks (1998, Ryan Bowen & 1999, Francisco Elson) from Seattle in exchange for F Dale Ellis.
Oct. 18: Waived F Alvin Sims.
Oct. 20: Acquired G Sherman Douglas & a second-round draft pick in 2000 from Cleveland (traded to Miami, who selected Ernest Brown) in exchange for G Greg Graham.
Oct. 27: Waived G Sherman Douglas. Signed G Ruben Nembhard.
Oct. 30: Placed F LaPhonso Ellis & C Steve Scheffler on the injured list. Waived G Ruben Nembhard & G Merl Code.
- Nov. 7: Named Mike D'Antoni assistant coach.
Nov. 24: Signed G Kiwane Garris from the CBA.
Dec. 14: Waived C Steve Scheffler. Signed G Harold Ellis from the CBA.
Feb. 4: Announced that Allan Bristow agreed to step down as Vice President of Basketball Operations. Named Mike D'Antoni interim General Manager.
Feb. 28: Waived C George Zidek.
Mar. 4: Signed G Cory Alexander for the remainder of the season.
Mar. 13: Waived G Kiwane Garris.
Mar. 25: Named Dan Issel Vice President & General Manager.
April 20: Announced the dismissal of Head Coach Bill Hanzlik & his assistants T.R. Dunn and Brian Winters.

1998-99

- June 24: Acquired G Nick Van Exel from the L.A. Lakers in exchange for F Tony Battie & the draft rights to G Tyronn Lue.
Sept. 22: Named Mike D'Antoni head coach. Named John Lucas, Mike Evans & Louie Dampier assistant coaches.
Jan. 21: Acquired G Chauncey Billups & the draft rights to G Tyson Wheeler from Toronto in a three-team trade. The Nuggets sent G Bobby Jackson & C Dean Garrett to Minnesota & a 1999 first-round draft choice (Jonathan Bender) to Toronto. Minnesota traded G Michael Williams, a future first-round draft choice (2000, Morris Peterson) & the rights to Zeljko Rebraca to Toronto.





1999-00

- Aug. 3: Re-signed G Nick Van Exel. Acquired G/F Ron Mercer, F Popeye Jones and C Dwayne Schintzius from Boston in exchange for F Danny Fortson, F Eric Williams, G Eric Washington and a future draft choice (2001, Kedrick Brown).
- Aug. 4: Signed free-agent F George McCloud.
- Sept. 13: Signed G Chris Herren, the club's second-round draft choice.
- Sept. 14: Announced Dan Issel as president and head coach, replacing Head Coach Mike D'Antoni.
- Oct. 1: Signed F Ryan Bowen and F/C Roy Rogers.
- Oct. 7: Named Dennis McGowan Vice President of Basketball Operations & Kim Hughes Director of Player Personnel.
- Nov. 1: Waived C Dwayne Schintzius.
- Feb. 1: Acquired F/C Chris Gatling, G/F Tariq Abdul-Wahad & a first-round draft choice (Omar Cook) from Orlando in exchange for G/F Ron Mercer, G Chauncey Billups & F Johnny Taylor.
Signed President & Head Coach Dan Issel to a four-year contract.
- April 24: Announced that E. Stanley Kroenke had agreed to purchase the Nuggets, Colorado Avalanche & Ball Arena (known as Pepsi Center at the time) from Liberty Media.

2000-01

- June 23: Acquired the 26th pick (Mamadou N'diaye) in the 2000 NBA Draft from Utah in exchange for a first-round draft choice in 2001 (Joseph Forte).
- June 27: Acquired G Voshon Lenard & F Mark Strickland from Miami in exchange for F Chris Gatling and the 37th pick (Eddie House) in the 2000 NBA Draft.
- July 17: Signed draft picks Mamadou N'diaye & Dan McClintock.
- Aug. 1: Re-signed G/F Tariq Abdul-Wahad & F Ryan Bowen.
- Sept. 11: Signed G Andre Woolridge.
- Sept. 25: Acquired F Tracy Murray from Washington in exchange for F Popeye Jones & a future second-round draft choice (2002, Rod Grizzard).
- Sept. 26: Signed F/C Terry Davis.
- Oct. 2: Signed G Anthony Goldwire.
- Oct. 16: Acquired G Robert Pack & G/F Calbert Cheaney from Boston in exchange for G's Bryant Stith & Chris Herren.
- Oct. 25: Exercised the options on the fourth year of both Raef LaFrentz & Keon Clark's contracts.
- Oct. 25: Waived G's Anthony Goldwire & Andre Woolridge.
- Oct. 30: Waived G Cory Alexander & C Dan McClintock.
- Jan. 12: Acquired F/C Kevin Willis, C Garth Joseph & C Aleksandar Radojevic & a second round draft choice in 2001 (Ousmane Cisse) from Toronto in exchange for F Keon Clark, F Tracy Murray & C Mamadou N'diaye.
- Jan. 29: Signed G Anthony Goldwire to a 10-day contract. Waived C Garth Joseph.
- Feb. 8: Signed G Anthony Goldwire to a second 10-day contract.
- Feb. 18: Signed G Anthony Goldwire for the remainder of the season.
- Mar. 22: Waived F Mark Strickland.
- April 4: Signed C Dan McClintock for the remainder of the season.

2001-02

- July 19: Signed free agent G Avery Johnson.
- Aug. 9: Named Kiki Vandeweghe General Manager.
- Sept. 24: Acquired the draft rights to G Kenny Satterfield from Dallas in exchange for a future second-round draft choice.
- Sept. 29: Signed free agents G Isaiah Rider, F Cedric Ceballos, F Zendon Hamilton, C Mengke Bateer, G Reed Rawlings, G Paul McPherson & G Saddi Washington.
- Oct. 8: Exercised the fourth-year option on the contract of F James Posey. Waived G's Reed Rawlings, Paul McPherson & Saddi Washington.
- Oct. 9: Signed G Omar Cook.
- Oct. 13: Signed C Shawnelle Scott.
- Oct. 22: Acquired F/C Scott Williams & a future first-round draft choice (traded to Detroit then to Atlanta, Josh Smith) from Milwaukee in a three-team trade. The Nuggets sent F/C Kevin Willis & C Aleksandar Radojevic to Milwaukee. The Bucks then sent Willis to Houston for a 2002 second round draft choice.
- Oct. 25: Waived F Cedric Ceballos, G Omar Cook & C Mengke Bateer.
- Nov. 19: Waived G Isaiah Rider.
- Nov. 21: Signed F Chris Andersen from the NBDL.
- Dec. 26: Announced the resignation of President & Head Coach Dan Issel. Named Mike Evans Interim Head Coach.
- Dec. 31: Named Clyde Drexler Assistant Coach.
- Jan. 6: Waived C Shawnelle Scott.
- Feb. 21: Acquired F Juwan Howard, G Tim Hardaway, F Donnell Harvey, Dallas' 2002 first-round draft pick (Frank Williams) & cash in exchange for G Nick Van Exel, C Raef LaFrentz, G Avery Johnson & G/F Tariq Abdul-Wahad.
- Feb. 26: Signed C Mengke Bateer.
- Mar. 7: Signed G Carlos Arroyo to the first of consecutive 10-day contracts.
- Mar. 26: Signed G Carlos Arroyo for the remainder of the season.





2002-03

June 26:	Acquired C Marcus Camby, G, Mark Jackson & the draft rights to F Nenê in exchange for F Antonio McDyess, the draft rights to G Frank Williams & a second-round draft pick in 2003 (Maciej Lampe).	Dec. 18:	Acquired F/C Mark Bryant, F Art Long, a future first-round draft choice from Philadelphia & a future second-round choice from Houston (traded to Dallas, Vassillis Spanoulis) in a three-team trade. The Nuggets sent F/G James Posey to the Rockets, while Houston sent F Kenny Thomas to Philadelphia.
July 17:	Re-signed F Ryan Bowen.	Dec. 18:	Waived G Kenny Satterfield.
July 18:	Signed free agents G Predrag Savovic & G Junior Harrington & second-round pick F/G Vincent Yarbrough.	Dec. 20:	Waived F Art Long.
July 20:	Signed first-round pick F Nikoloz Tskitishvili.	Dec. 22:	Signed G John Crotty.
July 23:	Signed first-round pick F Nenê Hilario.	Jan. 6:	Waived G John Crotty.
Aug. 1:	Acquired F Don Reid & a future first-round draft choice from Orlando in exchange for a second round draft choice in 2004. (Sergei Lishouk)	Jan. 8:	Signed G John Crotty to a 10-day contract.
Aug. 8:	Signed free agent C Mark Blount.	Jan. 18:	Signed G John Crotty to a second 10-day contract.
Aug. 15:	Waived G Carlos Arroyo.	Jan. 27:	Terminated the 10-day contract of John Crotty.
Aug. 19:	Re-signed G Kenny Satterfield.	Feb. 20:	Acquired G Shammond Williams, a second round draft pick in 2003 (Sani Becirovic) & cash from Boston in exchange for C Mark Blount & F/C Mark Bryant.
Aug. 21:	Named Jeff Bzdelik Head Coach, John MacLeod Associate Head Coach and Doug Moe Coaching Consultant.	Feb. 26:	Waived G Chris Whitney.
Aug. 26:	Named T.R. Dunn Assistant Coach.	March 23:	Signed G's Jeff Trepagnier & Adam Harrington to 10-day contracts.
Sept. 27:	Waived G Mark Jackson.	April 2:	Signed G Jeff Trepagnier to a second 10-day contract & G Adam Harrington for the remainder of the season.
Oct. 1:	Acquired F Rodney White from Detroit in exchange for F Don Reid, C Mengke Bateer and a conditional first-round draft choice. (Milwaukee's, 2004 Josh Smith)	April 4:	Signed G Devin Brown to a 10-day contract.
Oct. 24:	Acquired G Chris Whitney from Washington in exchange for F George McCloud & cash.	April 12:	Signed G Jeff Trepagnier for the remainder of the season.

2003-04

June 28:	Acquired the draft rights to C Xue Yuyang from Dallas in exchange for a 2004 second round draft pick (Vassillis Spanoulis).	Sept. 25:	Signed free-agent C Chris Marcus.
July 17:	Signed F Carmelo Anthony, the club's first round draft choice.	Sept. 26:	Signed G Yuta Tabuse.
Aug. 1:	Signed free-agent G Andre Miller.	Sept. 29:	Signed F Mark Pope & G Eric Washington. Re-signed F Chris Andersen.
Aug. 4:	Waived G Predrag Savovic.	Oct. 11:	Waived G Eric Washington.
Aug. 18:	Signed free-agent G Earl Boykins.	Oct. 24:	Waived G Yuta Tabuse.
Aug. 19:	Signed free-agent G Jon Barry.	Oct. 27:	Waived G's Junior Harrington & Vincent Yarbrough. Placed F Mark Pope, C Chris Marcus & G Jeff Trepagnier on the injured list.
Sept. 5:	Signed F/C Francisco Elson	Nov. 7:	Waived C Chris Marcus.
Sept. 12:	Signed free-agent G Voshon Lenard.	Feb. 20:	Claimed C Michael Doleac off waivers.

2004-05

June 24:	Traded the draft rights to G Jameer Nelson to Orlando in exchange for a future first round draft choice (Julius Hodge).	Oct. 29:	Exercised the fourth-year option on the contract of F/C Nenê. Declined the fourth-year option on the contract of F Nikoloz Tskitishvili.
July 15:	Acquired F Kenyon Martin from the New Jersey Nets in a sign-and-trade deal in exchange for three future first round draft choices (2005: Joey Graham; 2006: Renaldo Balkman, Marcus Williams)	Oct. 30:	Waived G Marcus Hatten.
July 16:	Re-signed C/F Marcus Camby	Dec. 28:	Relieved Head Coach Jeff Bzdelik of his duties. Named Michael Cooper Interim Head Coach.
Oct. 5:	Signed free agents G/F Greg Buckner, F Rodney White, G/F Bryon Russell, G Billy Keys, G Mitchell Butler, G Marcus Hatten, F Arthur Johnson, F Desmond Penigar, F/C Mark Pope, C Soumalia Samake & G/F Melvin Sanders.	Jan. 5:	Waived F/C Mark Pope & F Arthur Johnson.
Oct. 15:	Waived G Billy Keys, F Desmond Penigar & C Soumalia Samake.	Jan. 27:	Named George Karl Head Coach.
Oct. 18:	Signed G DerMarr Johnson.	Feb. 15:	Signed F/C Mark Pope to a 10-day contract.
Oct. 27:	Waived G Mitchell Butler & G/F Melvin Sanders.	Feb. 24:	Acquired F Eduardo Najera, G Luis Flores and a future first-round draft choice from Golden State (traded to Philadelphia, Petteri Koponen) in exchange for F Rodney White and F Nikoloz Tskitishvili.
		Feb. 25:	Signed F/C Mark Pope to a second 10-day contract.
		March 3:	Signed G Wesley Person.
		March 7:	Signed F/C Mark Pope for the remainder of the season.





2005-06

- June 28: Acquired the draft rights to F Linas Kleiza and the draft rights to F Ricky Sanchez from the Portland Trail Blazers in exchange for the draft rights to G Jarrett Jack.
- Aug. 18: Signed C Luke Schenscher.
- Aug. 30: Waived G Luis Flores.
- Sept. 7: Signed G Earl Watson.
- Sept. 13: Re-signed DerMarr Johnson.
- Sept. 30: Re-signed Greg Buckner.
- Oct. 3: Signed F Bryon Russell, F/C Mark Pope, F Theron Smith & C Nigel Dixon. Waived C Luke Schenscher.
- Oct. 4: Signed C Eric Chenowith.
- Oct. 27: Waived C Eric Chenowith, F/C Mark Pope, F Theron Smith & C Nigel Dixon.
- Oct. 28: Exercised the fourth-year option on the contract of F Carmelo Anthony.
- Feb. 23: Acquired F Ruben Patterson and G Charles Smith from Portland & F Reggie Evans from Seattle in a four-team trade. The Nuggets sent G Earl Watson and G/F Bryon Russell & a future second round pick to Seattle & G Voshon Lenard to Portland. Sacramento received C Vitaly Potapenko from Seattle & G/F Sergei Monia from Portland. The Kings sent C Brian Skinner to the Blazers.
- March 1: Waived G Charles Smith
- March 3: Signed G Howard Easley to a 10-day contract.
- March 13: Signed G Howard Easley to a second 10-day contract.
- March 23: Signed G Howard Easley for the remainder of the season.

2006-07

- June 28: Traded the draft rights to F Leon Powe to the Boston Celtics in exchange for a second round pick in 2007 (traded to Chicago, JamesOn Curry).
- July 12: Signed F Carmelo Anthony to a multi-year contract extension.
- July 20: Re-signed F/C Nenê to a multi-year contract.
- July 20: Acquired G J.R. Smith from the Chicago Bulls in exchange for G Howard Easley & two second-round draft choices (JamesOn Curry, Aaron Gray).
- July 26: Signed F Yakhouba Diawara.
- July 28: Signed F/C Jamal Sampson.
- Aug. 10: Acquired F/C Joe Smith from the Milwaukee Bucks in exchange for G/F Ruben Patterson.
- Sept. 8: Re-signed F Reggie Evans to a multi-year contract.
- Oct. 2: Signed G Larry Ayuso, G Anthony Carter, G Antoine Hood & G Corey Williams.
- Oct. 3: Signed F Jefferson Sobral.
- Oct. 8: Signed G Courtney Alexander.
- Oct. 8: Waived G Larry Ayuso, F Jefferson Sobral & G Corey Williams.
- Oct. 10: Exercised option on George Karl's contract.
- Oct. 15: Signed G DerMarr Johnson.
- Oct. 16: Waived G Courtney Alexander.
- Oct. 25: Waived G Anthony Carter & G Antoine Hood.
- Oct. 29: Exercised the fourth-year option on the contract of G J.R. Smith & the third-year option on the contract of F Linas Kleiza.
- Oct. 30: Hired Dean Oliver as Director of Quantitative Analysis & named Greg Knight Director of Basketball Operations.
- Dec. 1: Assigned G Julius Hodge to the Colorado 14ers on the NBA Development League.
- Dec. 19: Acquired G Allen Iverson and F Ivan McFarlin from the Philadelphia 76ers in exchange for G Andre Miller, F Joe Smith & two first round draft picks (Daequan Cook, Petteri Koponen).
- Dec. 22: Waived F Ivan McFarlin.
- Jan. 2: Recalled G Julius Hodge from the Colorado 14ers of the NBA Development League.
- Jan. 11: Acquired G Steve Blake from the Milwaukee Bucks in exchange for G Earl Boykins, G Julius Hodge & cash considerations.
- Jan. 18: Hired Rick Brunson as a Player Development Coach.
- April 13: Signed G Anthony Carter & G Von Wafer for the remainder of the season.

2007-08

- July 16: Signed G Chucky Atkins to a multi-year contract.
- Aug. 29: Waived G Anthony Carter.
- Aug. 31: Signed G Anthony Carter.
- Sept. 10: Acquired C/F Steven Hunter & G/F Bobby Jones from the Philadelphia 76ers in exchange for F Reggie Evans & the draft rights to F Ricky Sanchez.
- Oct. 1: Signed F/C Alvin Jones, F/C Jelani McCoy, G Anthony Roberson & F/C Brad Stricker.
- Oct. 3: Signed F Stacey Augmon.
- Oct. 4: Waived F/C Alvin Jones.
- Oct. 18: Signed G Mike Wilks.
- Oct. 23: Waived F Stacey Augmon, F/C Jelani McCoy, G Anthony Roberson, F/C Brad Stricker & G Mike Wilks.
- Oct. 27: Signed G Mike Wilks.
- Oct. 29: Exercised the fourth-year option on the contract of F Linas Kleiza.
- Nov. 26: Hired Stacey Augmon as a Player Development Coach.
- Nov. 28: Waived G Mike Wilks.
- Nov. 29: Signed F/C Jelani McCoy.
- Dec. 19: Waived F/C Jelani McCoy.
- Dec. 21: Signed F/C Jelani McCoy.
- Dec. 27: Waived F/C Jelani McCoy.
- Jan. 7: Waived G/F Bobby Jones.
- Feb. 21: Acquired G Taurean Green from the Portland Trail Blazers in exchange for G Von Wafer.
- April 5: Assigned G Taurean Green to the Colorado 14ers of the NBA Development League.
- April 11: Re-signed G/F Bobby Jones for the remainder of the season.
- April 16: Recalled G Taurean Green from the Colorado 14ers of the NBA Development League.





2008-09

- June 25: Traded a 2008 first round draft pick (Alexis Ajinca) to the Charlotte Bobcats in exchange for a future protected first round pick (traded to Minnesota then to Portland, Luke Babbitt).
- June 28: Acquired the draft rights to G/F Sonny Weems from the Chicago Bulls, in exchange for a 2009 second round pick (sent to Portland, Patrick Mills).
- July 9: Re-signed G Anthony Carter.
- July 15: Traded C Marcus Camby to the Los Angeles Clippers, in exchange for the right to swap second round picks in the 2010 NBA Draft.
- July 24: Signed F/C Chris Andersen.
- Aug. 22: Re-signed G J.R. Smith.
- Sept. 15: Signed G/F Sonny Weems.
- Sept. 30: Signed G Mateen Cleaves, F Nick Fazekas, F James Mays, G Smush Parker & F Ruben Patterson.
- Oct. 3: Signed F Juwan Howard.
- Oct. 23: Waived G Mateen Cleaves, F Nick Fazekas, F James Mays, G Smush Parker & F Ruben Patterson.
- Oct. 29: Exercised the fourth-year option on the contract of F Renaldo Balkman.
- Nov. 3: Waived F Juwan Howard.
- Nov. 3: Acquired G Chauncey Billups, F Antonio McDyess & C Cheikh Samb in exchange for G Allen Iverson.
- Nov. 10: Waived F Antonio McDyess.
- Dec. 10: Assigned C Cheikh Samb & G/F Sonny Weems to the Colorado 14ers of the NBA Development League.
- Jan. 5: Traded C Cheikh Samb & cash considerations to the Los Angeles Clippers, in exchange for a future conditional second round draft pick.
- Jan. 6: Recalled G/F Sonny Weems from the Colorado 14ers of the NBA Development League.
- Jan. 7: Acquired C Johan Petro & a second round draft pick in 2009 (traded to Houston, Sergio Llull) from Oklahoma City, in exchange for G Chucky Atkins, a conditional first round draft pick in 2009 (traded to Chicago, Taj Gibson) and cash considerations.
- March 3: Signed G Jason Hart.
- March 6: Assigned G/F Sonny Weems to the Colorado 14ers of the NBA Development League.
- March 31: Recalled G/F Sonny Weems to the Colorado 14ers of the NBA Development League.
- April 10: Assigned G/F Sonny Weems to the Colorado 14ers of the NBA Development League.
- April 25: Recalled G/F Sonny Weems to the Colorado 14ers of the NBA Development League.

2009-10

- June 25: Acquired the draft rights to G Ty Lawson from the Minnesota Timberwolves in exchange for a future protected first round pick of the Charlotte Bobcats owned by Denver (sent to Portland, Luke Babbitt).
- July 8: Re-signed F/C Chris Andersen.
- July 13: Acquired G Arron Afflalo and F Walter Sharpe from the Detroit Pistons in exchange for a future second round draft pick.
- July 15: Signed G Ty Lawson.
- July 31: Acquired F Malik Allen from Milwaukee in exchange for F Walter Sharpe and G/F Sonny Weems.
- Aug. 7: Traded C/F Steven Hunter and a 2010 protected first round draft pick to Memphis (sent to Dallas, Dominique Jones) in exchange for a future conditional second round pick.
- Aug. 14: Re-signed G Anthony Carter.
- Aug. 27: Re-signed C Johan Petro.
- Sept. 22: Acquired G/F James White from the Houston Rockets in exchange for the draft rights to Axel Hervelle.
- Sept. 25: Signed F Keith Brumbaugh, G Dontaye Draper and C Kurt Looby.
- Sept. 26: Signed F Joey Graham.
- Oct. 5: Waived F Keith Brumbaugh.
- Oct. 21: Waived G/F James White, G Dontaye Draper and C Kurt Looby.
- Oct. 31: Exercised the fourth-year option on the contract of G Arron Afflalo.
- Oct. 31: Signed F Renaldo Balkman to a contract extension.
- Feb. 12: Signed head coach George Karl to a contract extension.
- April 11: Signed C Brian Butch and G Coby Karl.





2010-11

- | | |
|--|--|
| <p>July 15: Signed F Al Harrington and F/C Shelden Williams and re-signed G Anthony Carter.</p> <p>Aug. 15: Waived C Brian Butch and G Coby Karl.</p> <p>Aug. 27: Named Masai Ujiri the new Executive Vice President of Basketball Operations.</p> <p>Sept. 27: Signed C Eric Boateng, F Shane Edwards, F/C Melvin Ely, F Gary Forbes and Courtney Sims.</p> <p>Oct. 11: Waived F Shane Edwards and C Courtney Sims.</p> <p>Oct.. 20: Waived C Eric Boateng.</p> <p>Oct. 21: Exercised the third-year option on G Ty Lawson.</p> | <p>Feb. 22: Acquired F Wilson Chandler, G Raymond Felton, F Danilo Gallinari, C Timofey Mozgov, a 2012 second-round draft pick (Golden State via New York), a 2013 second-round draft pick (Golden State via New York), a 2014 first-round draft pick (New York) and cash considerations from the New York Knicks in exchange for F Carmelo Anthony, G Chauncey Billups, G Anthony Carter, F Renaldo Balkman and F Shelden Williams. The Nuggets also recieved C Kosta Koufos from the Minnesota Timberwolves in exchange for a 2015 second-round draft pick.</p> <p>March 8: Signed head coach George Karl to a contract extension.</p> |
|--|--|

2011-12

- | | |
|---|--|
| <p>June 23: Acquired draft rights to F Jordan Hamilton from Dallas along with G Andre Miller and a future second-round pick from Portland in exvhang for G Raymond Felton.</p> <p>Dec. 9: Signed F Kenneth Faried, G Jordan Hamilton, G Cory Higgins and G Julyan Stone.</p> <p>Dec. 13: Signed F DeMarre Carroll.</p> <p>Dec. 13: Acquired F Corey Brewer and G/F Rudy Fernandez from Dallas in exchange for a future secon-round draft pick.</p> <p>Dec. 14: Re-signed C Nene.</p> <p>Dec. 15: Signed F Michael Ruffin.</p> <p>Dec. 20: Re-signed G Arron Afflalo.</p> <p>Dec. 23: Waived G Cory Higgins and F Michael Ruffin.</p> <p>Jan. 3: Assigned G/F Jordan Hamilton and G Julyan Stone to the Idaho Stampeded of the NBA D-League.</p> | <p>Jan. 10: Recalled G Julyan Stone from Idaho Stampede of the NBA D-League.</p> <p>Jan. 15: Recalled G/F Jordan Hamilton from Idaho Stampede of the NBA D-League.</p> <p>Jan. 25: Signed F Danilo Gallinari and F/C Kosta Koufos to multi-year contract extensions.</p> <p>Feb. 4: Waived F DeMarre Carroll.</p> <p>Mar. 15: Acquired C JaVale McGee, F/C Ronny Turiaf and a future second-round draft pick in a three-team deal with Washington and L.A. Clippers that sent C Nene, F Brian Cook and a future second-round draft pick to Washington and G Nick Young to L.A. Clippers.</p> <p>Mar. 18: Waived F/C Ronny Turiaf</p> <p>Mar. 18: Re-signed F Wilson Chandler to multi-year contract extension.</p> |
|---|--|

2012-13

- | | |
|--|--|
| <p>July 9: Signed G Evan Fournier to multiyear contract.</p> <p>July 11: Re-signed G Andre Miller to multiyear contract.</p> <p>July 17: Waived F/C Chris Andersen under amnesty provision</p> <p>July 18: Signed free agent F Anthony Randolph to multiyear contract</p> <p>July 18: Re-signed C JaVale McGee to multiyear contract.</p> <p>Aug. 10: Acquired G/F Andre Iguodala from Philadelphia in a four-team, 12-player deal involving Orlando, Philadelphia and the L.A. Lakers. Denver sent G Arron Afflalo, F Al Harrington and a future draft pick to Orlando in the trade.</p> <p>Sept.. 6: Signed F Quincy Miller to multiyear contract</p> <p>Oct.. 1: Signed free agent G Anthony Carter and G Ben Uzoh to contracts</p> | <p>Oct. 23: Exercised third-year options on F Kenneth Faried and G Jordan Hamilton</p> <p>Oct. 25: Waived G Anthony Carter and G Ben Uzoh</p> <p>Nov. 12: Assigned F Quincy Miller to Iowa Energy of the D-League</p> <p>Dec. 2: Recalled F Quincy Miller from Iowa Energy</p> <p>Dec. 27: Assigned F Quincy Miller to Iowa Energy of the D-League</p> <p>Jan. 30: Assigned G Julyan Stone to Iowa Energy of the D-League</p> <p>Feb. 13: Recalled F Quincy Miller and G Julyan Stone from the Iowa Energy</p> |
|--|--|





2013-14

June 17:	Acquired F Darrell Arthur in a draft-night trade from Memphis in exchange for Kosta Koufos.	Sept. 30	Signed free agent G Kyle Fogg
July 10:	Acquired G Randy Foye in a sing-and-trade from Utah.	Oct. 16:	Waived F Reginald Becton and G Kyle Fogg
July 11:	Signed free agent F J.J. Hickson	Oct. 28:	Waived F Damion James
July 26:	Signed free agent G Nate Robinson	Feb. 20:	Acquired G Aaron Brooks from Houston in exchange for G Jordan Hamilton.
July 27:	Re-signed C Timofey Mozgov	Feb. 20:	Acquired F Jan Vesely from Washington in a three-team trade involving Philadelphia in exchange for G Andre Miller and a future second round pick.
Sept. 9:	Signed free agent F Damion James		
Sept. 13	Signed free agent F Reginald Becton		

2014-15

June 26:	Acquired draft rights to F Jordan Hamilton from Dallas along with G Andre Miller and a future second-round pick from Portland in exchange for G Raymond Felton ... Also acquired G Arron Afflalo from Orlando in exchange for G Evan Fournier and the 56th pick of the 2014 Draft.	Jan. 25:	Recalled G Erick Green to Fort Wayne of the NBA D-League.
Sept. 29:	Signed F Alonzo Gee to contract. 9/23/14: Signed free agent F Jerrelle Benimon and free agent F Marcus Williams to contracts.	Feb. 19:	Acquired rights to G Cenk Akyol from Philadelphia in exchange for JaVale Mcgee, a protected first round pick (OKC) and rights to F Chu Maduabum ... Also acquired G Will Barton, F Victor Claver, F Thomas Robinson and a lottery-protected 2016 first round pick from Portland in exchange for G Arron Afflalo and F Alonzo Gee ... Signed F Joffrey Lauvergne to contract.
Oct. 8:	Signed F Kenneth Faried to multi-year contract extension.	Feb. 20:	Waived F Victor Claver and F Thomas Robinson.
Oct. 22:	Waived F Jerrelle Benimon and F Marcus Williams.	Mar. 3:	Relieved Brian Shaw of head coaching duties and named Melvin Hunt interim head coach.
Oct. 27:	Waived F Quincy Miller.	Mar. 30:	Claimed G Ian Clark off waivers.
Jan. 7:	Acquired two protected 2015 first round draft picks from Cleveland in exchange for C Timofey Mozgov and a 2015 second round pick.	Apr. 8:	Claimed F Shavlik Randolph off waivers ... Subsequently waived Randolph.
Jan. 13:	Acquired G Jameer Nelson from Boston in exchange for G Nate Robinson.	Apr. 12:	Signed G Jamaal Franklin to contract.
Jan. 20:	Assigned G Erick Green to Fort Wayne of the NBA D-League.		

2015-16

June 26:	Drafted Emmanuel Mudiay with the 7th overall pick of the 2015 Draft and Nikola Radicevic with the 57th selection.	Oct. 11:	Exercised 3rd-year options for G Gary Harris and C Jusuf Nurkic.
July 11:	Signed F Wilson Chandler to contract extension.	Oct. 15:	Waived Matt Janning.
July 12:	Signed free agent G Jameer Nelson to contract extension ... Waived G Jamaal Franklin	Oct. 24:	Waived Nick Johnson, Oleksiy Pecherov and Devin Sweetney.
July 20:	Acquired Joey Dorsey, Nick Johnson, Kostas Papanikolaou, Pablo Prigioni, a 2016 first round pick and cash from Houston in exchange for Ty Lawson ... Waived Pablo Prigioni.	Nov. 5:	Signed F Kostas Papanikolaou ... Waived G Erick Green.
July 23:	Signed F Will Barton to contract extension.	Jan. 7:	Waived Kostas Papanikolaou.
Aug. 2:	Signed F Danilo Gallinari to contract extension.	Jan. 12:	Signed G Sean Kilpatrick to 10-day contract.
Aug. 7:	Signed F Darrell Arthur to contract extension.	Jan. 23:	Signed G Sean Kilpatrick to second 10-day contract.
Aug. 18:	Waived F/C Joey Dorsey.	Feb. 18:	Acquired G DJ Augustin, Steve Novak, two second round picks and cash from Oklahoma City in exchange for Randy Foye.
Sept. 15:	Signed G Matt Janning, C Oleksiy Pecherov and F Devin Sweetney to contracts.	Feb. 19:	Waived F J.J. Hickson and F Steve Novak.
Sept. 25:	Waived F Kostas Papanikolaou.	Feb. 22:	Signed F JaKarr Sampson to contract.
Sept. 30:	Signed free agent G Mike Miller to contract.	Mar. 2:	Signed F Axel Toupane to 10-day contract.
		Mar. 14:	Signed F Axel Toupane to second 10-day contract.
		Mar. 25:	Signed Axel Toupane for remainder of season.





2016-17

June 23:	Drafted Jamal Murray with the 7th, Juancho Hernangomez with the 15th and Malik Beasley with the 19th pick of the 2016 Draft and drafted Petr Cornelie with the 53rd pick of the second round ... Also traded the draft rights to Daniel Hamilton (56th pick) to Oklahoma City for cash considerations.	Jan. 23:	Recalled F Juancho Hernangomez from the Sioux Falls Skyforce.
July 1:	Signed free agent F Darrell Arthur and free agent G Mike Miller to multi-year contract extensions.	Jan. 8:	Recalled G Malik Beasley from the Sioux Falls Skyforce ... Signed free agent G Alonzo Gee to a 10-day contract.
Aug. 16:	Signed free agent G D.J. Kennedy to a contract.	Jan. 18:	Traded the draft rights to C Cenk Akyol and a traded player exception to Atlanta in exchange for G Mo Williams and cash ... Waived G Mo Williams ... G Alonzo Gee became a free agent.
Aug. 30:	Traded F Joffrey Lauvergne to Oklahoma City in exchange for a conditional 2017 second round pick (OKC own) and a conditional 2017 second round pick (MEM own).	Jan. 23:	Claimed G Mo Williams off of waivers.
Sep. 7:	Signed F's Robbie Hummel and Jarnell Stokes to multi-year contracts.	Jan. 24:	Waived G Mo Williams.
Sep. 12:	Signed G Nate Wolters to a multi-year contract.	Jan. 26:	Signed F Johnny O'Bryant to a 10-day contract.
Oct. 15:	Waived F Axel Toupane, F JaKarr Sampson and G D.J. Kennedy.	Feb. 6:	Signed F Johnny O'Bryant to a second 10-day contract.
Oct. 20:	Exercised team option to extend the contract of G Gary Harris.	Feb. 13:	Traded C Jusuf Nurkic and a traded player exception to Portland in exchange for F/C Mason Plumlee and cash.
Oct. 21:	Exercised team options to extend the contracts of C Jusuf Nurkic and G Emmanuel Mudiay.	Feb. 16:	F Johnny O'Bryant became a free agent.
Oct. 22:	Waived G Nate Wolters and F Robbie Hummel.	Feb. 21:	Assigned G Malik Beasley to the Sioux Falls Skyforce.
Nov. 15:	Waived F Jarnell Stokes.	Feb. 23:	Aquired C Roy Hibbert from Milwaukee in exchange for a traded player exception.
Nov. 16:	Signed free agent G Alonzo Gee to a contract.	Feb. 26:	Recalled G Malik Beasley from the Sioux Falls Skyforce.
Dec. 9:	Assigned G Malik Beasley to the Sioux Falls Skyforce.	Feb. 28:	Assigned G Malik Beasley to the Sioux Falls Skyforce.
Dec. 17:	Recalled G Malik Beasley from the Sioux Falls Skyforce.	Mar. 6:	Recalled G Malik Beasley from the Sioux Falls Skyforce.
Jan. 4:	Assigned G Malik Beasley and F Juancho Hernangomez to the Sioux Falls Skyforce.	Mar. 10:	Assigned G Malik Beasley to the Sioux Falls Skyforce.
Jan. 6:	Waived G Alonzo Gee.	Mar. 13:	Recalled G Malik Beasley from the Sioux Falls Skyforce.
		Mar. 22:	Assigned G Malik Beasley to the Sioux Falls Skyforce.
		Apr. 2:	Recalled G Malik Beasley from the Sioux Falls Skyforce.
		Jun. 21:	Tendered qualifying offer to make F/C Mason Plumlee a restricted free agent.

2017-18

June 22:	Drafted Donovan Mitchell with the 13th, Vlatko Cancar with the 49th and Monte Morris with the 51st overall pick of the 2017 Draft ... Traded the draft rights to Donovan Mitchell to the Utah Jazz for Trey Lyles and the draft rights to Tyler Lydon.	Dec. 4:	Assigned Tyler Lydon to the Rio Grande Valley Vipers.
July 6:	Signed F Tyler Lydon and F Danilo Gallinari to multi-year contracts ... Traded Danilo Gallinari to the LA Clippers as part of three-team trade with the Atlanta Hawks and LA Clippers. Denver received a 2019 second round pick from Atlanta.	Dec. 10:	Recalled Monte Morris from the Rio Grande Valley Vipers.
July 11:	Waived Mike Miller	Dec. 13:	Assigned Monte Morris to the Rio Grande Valley Vipers.
July 13:	Signed F Paul Millsap to a multi-year contract.	Dec. 15:	Recalled Torrey Craig from the Sioux Falls Skyforce.
July 19:	Signed F Torrey Craig to a two-way contract.	Dec. 16:	Recalled Tyler Lydon from the Rio Grande Valley Vipers.
July 21:	Signed G Monte Morris to a two-way contract.	Dec. 20:	Recalled Monte Morris from the Rio Grande Valley Vipers.
Sept. 20:	Signed F/C Mason Plumlee to a multi-year contract ... Signed F Josh Childress.	Dec. 22:	Assigned Monte Morris to the Rio Grande Valley Vipers.
Oct. 12:	Signed G Gary Harris to a contract extension ... Waived Josh Childress.	Dec. 27:	Assigned Tyler Lydon to the Rio Grande Valley Vipers.
Oct. 18:	Waived Jameer Nelson.	Jan. 15:	Recalled Tyler Lydon from the Rio Grande Valley Vipers.
Oct. 19:	Signed Richard Jefferson.	Jan. 22:	Assigned Tyler Lydon to the Rio Grande Valley Vipers..
Oct. 22:	Assigned Tyler Lydon and Monte Morris to the Rio Grande Valley Vipers and Torrey Craig to the Sioux Falls Skyforce.	Feb. 7:	Recalled Monte Morris from the Rio Grande Valley Vipers.
Nov. 8:	Recalled Tyler Lydon from the Rio Grande Valley Vipers.	Feb. 8:	Acquired G Devin Harris from the Dallas Mavericks and a second round pick from the New York Knicks in exchange for Emmanuel Mudiay to New York and a second round pick to Dallas.
Nov. 28:	Recalled Torrey Craig from the Sioux Falls Skyforce.	Mar. 1:	Assigned Monte Morris to the Rio Grande Valley Vipers.
Dec. 1:	Assigned Torrey Craig to the Sioux Falls Skyforce.	Mar. 2:	Assigned Torrey Craig to the Sioux Falls Skyforce.
		Mar. 5:	Recalled Monte Morris from the Rio Grande Valley Vipers.
		Mar. 7:	Assigned Monte Morris to the Rio Grande Valley Vipers.
		Mar. 13:	Recalled Torrey Craig from the Sioux Falls Skyforce.
		Mar. 23:	Assigned Monte Morris to the Rio Grande Valley Vipers.





2018-19

- June 21: Drafted Michael Porter Jr. with the 14th, Justin Jackson with the 43rd and Thomas Welsh with the 58th overall picks of the 2018 Draft ... Traded the draft rights to Justin Jackson to the Orlando Magic for the draft rights to Jarred Vanderbilt.
- July 3: Signed F Michael Porter Jr. to a multi-year contract.
- July 6: Traded F Wilson Chandler, a 2021 second round pick and swapped 2022 second round picks with the Philadelphia 76ers for cash.
- July 9: Signed C Nikola Jokic, G Will Barton and F Torrey Craig to multi-year contracts.
- July 11: Signed F Jarred Vanderbilt to a multi-year contract.
- July 13: Traded F's Darrell Arthur, Kenneth Faried, a 2019 first round pick and a 2020 second round pick to the Brooklyn Nets for G Isaiah Whitehead.
- July 16: Signed G Isaiah Thomas.
- July 17: Signed C Thomas Welsh to a two-way contract and waived G Isaiah Whitehead.
- July 25: Signed G Monte Morris to a multi-year contract.
- Aug. 6: Signed F Emanuel Terry.
- Aug. 7: Signed G DeVaughn Akoon-Purcell to a two-way contract.
- Sept. 21: Signed G Xavier Silas.
- Sept. 26: Signed G Donald Sloan.
- Oct. 8: Waived F Emanuel Terry.
- Oct. 12: Waived G's Xavier Silas and Donald Sloan.
- Nov 29: Signed G Brandon Goodwin.
- Dec. 10: Signed G Nick Young and waived G Brandon Goodwin.
- Dec. 16: Signed G Brandon Goodwin to a two-way contract and waived G DeVaughn Akoon-Purcell.
- Dec. 30: Waived G Nick Young.
- Jan. 26: Assigned Jarred Vanderbilt to the Delaware Blue Coats.
- Feb. 6: Recalled Jarred Vanderbilt from the Delaware Blue Coats.
- Mar. 3: Assigned Tyler Lydon to the Capital City Go-Go.
- Mar. 23: Assigned Monte Morris to the Rio Grande Valley Vipers.

2019-20

- June 20: Acquired the draft rights to Bol Bol from Miami for a 2022 second round pick.
- July 8: Traded a 2020 first round pick to Oklahoma City for Jerami Grant.
- July 24: Signed G Jamal Murray to a multi-year contract extension.
- July 31: Waived C Thomas Welsh.
- Aug. 1: Signed F Vlatko Cancar.
- Aug. 13: Signed G PJ Dozier ... Signed F Tyler Cook to a two-way contract.
- Sep. 6: Signed C Bol Bol to a two-way contract.
- Sep. 19: Signed C Tyler Zeller as a free agent.
- Oct. 1: Signed G Jorge Gutierrez.
- Oct. 4: Signed G Elijah Millsap as a free agent.
- Oct. 7: Waived G's Elijah Millsap and Jorge Gutierrez.
- Oct. 16: Waived F Tyler Cook.
- Oct. 18: Signed G PJ Dozier to a two-way contract ... Waived C Tyler Zeller.
- Nov. 8: Assigned F Vlatko Cancar to the Erie BayHawks.
- Nov. 20: Assigned F Jarred Vanderbilt to the Rio Grand Valley Vipers.
- Dec. 8: Recalled F Vlatko Cancar from the Erie BayHawks.
- Jan. 17: Recalled F Jarred Vanderbilt from the Windy City Bulls.
- Feb. 5: Traded G Malik Beasley, F Juancho Hernangomez and F Jarred Vanderbilt to Minnesota in a four-team trade ... Houston traded F Gerlad Green and a 2020 first round pick to Denver ... Minnesota traded F Keita Bates-Diop, G Shabazz Napier and F Noah Vonleh to Denver.
- Feb. 6: Traded G Shabazz Napier to Washington for G Jordan McRae.
- Feb. 7: Waived G Gerald Green.
- Mar. 1: Assigned Keita Bates-Diop to the Windy City Bulls.
- Mar. 2: Waived G Jordan McRae.
- Mar. 5: Signed G Troy Daniels for the rest of the season.
- Mar. 8: Recalled F Keita Bates-Diop from the Windy City Bulls.
- Jun. 30: Converted G PJ Dozier to a regular contract ... Signed F Tyler Cook to a substitution contract.





2020-21

- June 30: Converted PJ Dozier from a two-way contract to a multi-year contract.
- Nov. 18: Drafted Zeke Nnaji in the first round with the 22nd overall pick in the 2020 NBA Draft.
- Nov. 22: Waived Keita Bates-Diop.
- Nov. 23: Aquired the draft rights to R.J. Hampton from Milwaukee in exchange for a conditional 2023 first round draft pick.
- Nov. 24: Converted Bol Bol from a two-way contract to a multi-year contract ... Signed Greg Whittington to a two-way contract.
- Nov. 30: Signed JaMychal Green, Facundo Campazzo and Isaiah Hartenstein to a multi-year contracts ... Signed Markus Howard to a two-way contract
- Dec. 1: Signed Zeke Nnaji and R.J. Hampton to Multi-year contracts.
- Dec. 2: Re-signed Paul Millsap
- Dec. 9: Re-signed Monte Morris to a multi-year contract.
- Mar. 25: Traded Isaiah Hartenstein and two future second round draft picks to Cleveland for JaVale McGee ... Traded Gary Harris, R.J. Hampton and a future first round draft pick to Orlando for Aaron Gordon and Gary Clark.
- Apr. 9: Signed Shaquille Harrison to a two-way contract ... Waived Greg Whittington and Gary Clark.
- Apr. 20: Signed Austin Rivers to a 10-day contract.
- Apr. 30: Signed Austin Rivers for the remainder of the season.

2021-22

- July 29: Drafted Bones Hyland in the first round with the 26th overall pick in the 2021 NBA Draft
- Aug. 4: Signed Bones Hyland to a multi-year contract
- Aug. 11: Signed Jeff Green to a multi-year contract ... Signed Will Barton to a multi-year contract
- Aug. 13: Signed Markus Howard to a two-way contract
- Aug. 18: Signed JaMychal Green to a multi-year contract
- Aug. 31: Signed Austin Rivers
- Sept. 17: Signed Petr Cornelie to a two-way contract
- Sept. 23: Signed Tarik Black
- Sept. 27: Signed Matt Ryan ... Signed Davon Reed
- Oct. 10: Signed Giorgi Bezhaniashvili ... Waived Matt Ryan
- Oct. 15: Signed Nik Stauskas ... Waived Davon Reed ... Waived Tarik Black ... Waived Giorgi Bezhaniashvili
- Oct. 16: Waived Nik Stauskas
- Nov. 18: Assigned Vlatko Cancar to the Grand Rapids Gold
- Nov. 23: Recalled Vlatko Cancar from the Grand Rapids Gold
- Dec. 4: Signed Davon Reed to a 10-day contract
- Dec. 19: Signed Davon Reed to a 10-day contract
- Dec. 30: Signed Davon Reed to a 10-day contract
- Dec. 31: Signed Rayjon Tucker to a 10-day contract
- Jan. 1: Signed Carlik Jones to a 10-day contract
- Jan. 9: Signed Davon Reed to a two-way contract ... Waived Petr Cornelie
- Jan. 10: Signed James Ennis III to a 10-day contract
- Jan. 19: Traded Bol Bol and PJ Dozier to the Boston Celtics in exchange for Bryn Forbes in a three team deal with the San Antonio Spurs
- Jan. 21: Signed DeMarcus Cousins to a 10-day contract
- Jan. 29: Signed DeMarcus Cousins to a 10-day contract
- Feb. 10: Signed DeMarcus Cousins to a 10-day contract
- Feb. 25: Signed DeMarcus Cousins





BASKETBALL HALL OF FAME INDUCTEE

1993	Dan Issel (1975-85; 92-95; '98-01)
1996	David Thompson (1975-82)
1997	Alex English (1979-90)
1998	Alex Hannum (1971-74)
2002	Larry Brown (1970-72; 74-79)
2015	Louis Dampier (1998-02)
2015	Spencer Haywood (1969-70)
2015	Dikembe Mutombo (1991-96)
2016	Allen Iverson (2006-09)
2019	Bobby Jones (1974-78)

NBA MOST VALUABLE PLAYER

2020-21	Nikola Jokic
2021-22	Nikola Jokic

NBA EXECUTIVE OF THE YEAR

1984-85	Vince Boryla
2008-09	Mark Warkentien
2012-13	Masai Ujiri

NBA COACH OF THE YEAR

1987-88	Doug Moe
2012-13	George Karl

NBA DEFENSIVE PLAYER OF THE YEAR

1994-95	Dikembe Mutombo
2006-07	Marcus Camby

NBA MOST IMPROVED PLAYER

1992-93	Mahmoud Abdul-Rauf
---------	--------------------

ALL-NBA TEAM

1976-77	David Thompson (1st Team)
1977-78	David Thompson (1st Team)
1981-82	Alex English (2nd Team)
1982-83	Alex English (2nd Team)
1985-86	Alex English (2nd Team)
1986-87	Fat Lever (2nd Team)
1998-99	Antonio McDyess (3rd Team)
2005-06	Carmelo Anthony (3rd Team)
2006-07	Carmelo Anthony (3rd Team)
2008-09	Carmelo Anthony (3rd Team)
2008-09	Chauncey Billups (3rd Team)
2009-10	Carmelo Anthony (2nd Team)
2018-19	Nikola Jokic (1st Team)
2019-20	Nikola Jokic (2nd Team)
2020-21	Nikola Jokic (1st Team)
2021-22	Nikola Jokic (1st Team)

NBA ALL-DEFENSIVE TEAM

1976-77	Bobby Jones (1st Team)
1977-78	Bobby Jones (1st Team)
1982-83	T.R. Dunn (2nd Team)
1983-84	T.R. Dunn (2nd Team)
1984-85	T.R. Dunn (2nd Team)
1985-86	Bill Hanzlik (2nd Team)
1987-88	Fat Lever (2nd Team)
1994-95	Dikembe Mutombo (2nd Team)
2004-05	Marcus Camby (2nd Team)
2005-06	Marcus Camby (2nd Team)
2006-07	Marcus Camby (1st Team)
2007-08	Marcus Camby (1st Team)

J. WALTER KENNEDY CITIZENSHIP

(Award for outstanding community service, originated in 1974-75; selected by the PBWA)

1984-85	Dan Issel
1987-88	Alex English
2012-13	Kenneth Faried

NBA SPORTSMANSHIP AWARD

(Award for on-court professionalism, originated in 1995; voted on by the players)

2008-09	Chauncey Billups
---------	------------------

NBA ALL-ROOKIE TEAM

1990-91	Mahmoud Abdul-Rauf (2nd Team)
1991-92	Dikembe Mutombo (1st Team), Mark Macon (2nd Team)
1992-93	LaPhonso Ellis (1st Team)
1994-95	Jalen Rose (2nd Team)
1995-96	Antonio McDyess (1st Team)
1997-98	Bobby Jackson (2nd Team)
1999-00	James Posey (2nd Team)
2002-03	Nené (1st Team)
2003-04	Carmelo Anthony (1st Team)
2011-12	Kenneth Faried (1st Team)
2014-15	Jusuf Nurkic (2nd Team)
2015-16	Nikola Jokic (1st Team) Emmanuel Mudiay (2nd Team)
2016-17	Jamal Murray (2nd Team)
2021-22	Bones Hyland (2nd Team)

NBA FREE THROW CHAMPION

1993-94	Mahmoud Abdul-Rauf (.956)
1995-96	Mahmoud Abdul-Rauf (.930)

NBA FIELD GOAL PCT. CHAMPION

1977-78	Bobby Jones (.578)
2010-11	Nené (.615)

NBA SCORING CHAMPION

1982-83	Alex English (2326/28.4)
---------	--------------------------

NBA BLOCKED SHOTS CHAMPION

1993-94	Dikembe Mutombo (336/4.10)
1994-95	Dikembe Mutombo (321/3.91)
1995-96	Dikembe Mutombo (332/4.49)
2005-06	Marcus Camby (184/3.29)
2006-07	Marcus Camby (231/3.30)
2007-08	Marcus Camby (285/3.61)





NBA PLAYER OF THE WEEK

11/2/80	David Thompson
11/29/81	Alex English
11/21/82	Alex English
1/2/83	Kiki Vandeweghe
1/16/83	Alex English
11/20/83	Kiki Vandeweghe
11/11/84	Alex English
4/1/85	Calvin Natt
11/24/85	Alex English
1/12/86	Calvin Natt
2/2/86	Alex English
1/25/87	Alex English
2/1/87	Fat Lever
4/17/88	Fat Lever
12/11/88	Michael Adams
1/27/91	Michael Adams
3/28/93	Dikembe Mutombo
4/10/94	Dikembe Mutombo
4/16/95	Dikembe Mutombo
12/10/95	Dikembe Mutombo
11/17/96	Dale Ellis
2/22/99	Antonio McDyess
12/3/00	Antonio McDyess
11/30/03	Voshon Lenard
3/14/04	Carmelo Anthony, Western Conference
4/11/04	Carmelo Anthony, Western Conference
3/7/05	Marcus Camby, Western Conference
11/13/05	Marcus Camby, Western Conference
3/19/06	Carmelo Anthony, Western Conference
11/27/06	Carmelo Anthony, Western Conference
12/4/06	Carmelo Anthony, Western Conference
2/12/07	Carmelo Anthony, Western Conference
11/19/07	Allen Iverson, Western Conference
12/24/07	Carmelo Anthony, Western Conference
1/7/08	Allen Iverson, Western Conference
3/31/08	Carmelo Anthony, Western Conference
4/14/08	Allen Iverson, Western Conference
11/17/08	Chauncey Billups, Western Conference
11/2/09	Carmelo Anthony, Western Conference
1/19/10	Carmelo Anthony, Western Conference
1/25/10	Chauncey Billups, Western Conference
12/27/10	Chauncey Billups, Western Conference
3/4/12	Ty Lawson, Western Conference
11/11/12	Kenneth Faried, Western Conference
3/12/13	Ty Lawson, Western Conference
11/13/17	Nikola Jokic, Western Conference
4/9/18	Nikola Jokic, Western Conference
10/22/18	Nikola Jokic, Western Conference
12/3/18	Paul Millsap, Western Conference
1/7/19	Nikola Jokic, Western Conference
2/4/19	Nikola Jokic, Western Conference
2/10/20	Nikola Jokic, Western Conference
1/25/21	Nikola Jokic, Western Conference
2/1/21	Nikola Jokic, Western Conference
3/22/21	Nikola Jokic, Western Conference
1/24/22	Nikola Jokic, Western Conference
4/4/22	Nikola Jokic, Western Conference

NBA PLAYER OF THE MONTH

March, 1982	Alex English
Jan., 1983	Alex English
Nov., 1984	Alex English
April, 1988	Fat Lever
March, 2006	Carmelo Anthony, Western Conference
April, 2007	Carmelo Anthony, Western Conference
Oct./Nov., 2009	Carmelo Anthony, Western Conference
Jan., 2021	Nikola Jokic, Western Conference
Mar., 2021	Nikola Jokic, Western Conference
Jan., 2022	Nikola Jokic, Western Conference
Mar., 2022	Nikola Jokic, Western Conference

NBA ROOKIE OF THE MONTH

Nov. 1991	Dikembe Mutombo
Jan. 1992	Dikembe Mutombo
Nov. 2003	Carmelo Anthony, Western Conference
Dec. 2003	Carmelo Anthony, Western Conference
Jan. 2004	Carmelo Anthony, Western Conference
Feb. 2004	Carmelo Anthony, Western Conference
Mar. 2004	Carmelo Anthony, Western Conference
Apr. 2004	Carmelo Anthony, Western Conference
Apr. 2012	Kenneth Faried, Western Conference
Oct./Nov. 2016	Jamal Murray, Western Conference

NBA COACH OF THE MONTH

Nov., 1984	Doug Moe
March, 1988	Doug Moe
March, 1995	Bernie Bickerstaff
Feb., 2005	George Karl, Western Conference
March, 2005	George Karl, Western Conference
Jan., 2010	George Karl, Western Conference
Jan., 2013	George Karl, Western Conference
Mar., 2013	George Karl, Western Conference
Apr., 2021	Michael Malone, Western Conference





SCORING

Nikola Jokic	6th	27.1	2021-22
Carmelo Anthony%	3rd	25.6	2010-11
Carmelo Anthony	3rd	28.2	2009-10
Carmelo Anthony	T-7th	22.8	2008-09
Allen Iverson	3rd	26.4	2007-08
Carmelo Anthony	4th	25.7	2007-08
Carmelo Anthony	2nd	28.9	2006-07
Allen Iverson	7th	26.3	2006-07
Carmelo Anthony	8th	26.5	2005-06
Antonio McDyess	9th	21.2	1998-99
Michael Adams	6th	26.5	1990-91
Alex English	T-5th	26.5	1988-89
Alex English	9th	25.0	1987-88
Alex English	3rd	28.6	1986-87
Alex English	3rd	29.8	1985-86
Alex English	5th	27.9	1984-85
Kiki Vandeweghe	3rd	29.4	1983-84
Alex English	4th	26.4	1983-84
Alex English	1st	28.4	1982-83
Kiki Vandeweghe	2nd	26.7	1982-83
Alex English	4th	25.4	1981-82
David Thompson	5th	25.5	1980-81
Alex English	10th	23.8	1980-81
Dan Issel	7th	23.8	1979-80
David Thompson	6th	24.0	1978-89
David Thompson	2nd	27.15	1977-78
David Thompson	4th	25.9	1976-77

%Finished season with New York

REBOUNDING

Nikola Jokic	2nd	13.8	2021-22
Nikola Jokic	9th	10.8	2020-21
Nikola Jokic	9th	10.7	2017-18
Marcus Camby	2nd	13.1	2007-08
Marcus Camby	5th	11.7	2006-07
Antonio McDyess	5th	12.1	2000-01
Antonio McDyess	7th	10.7	1998-99
Ervin Johnson	4th	11.1	1996-97
Dikembe Mutombo	3rd	11.8	1995-96
Dikembe Mutombo	2nd	12.5	1994-95
Dikembe Mutombo	6th	11.8	1993-94
Dikembe Mutombo	3rd	13.0	1992-93
Dikembe Mutombo	3rd	12.3	1991-92
Greg Anderson	7th	11.5	1991-92
George McGinnis	9th	11.4	1978-79

STEALS

Gary Harris	6th	1.82	2017-18
Raymond Felton	8th	1.67	2010-11
Allen Iverson	8th	1.95	2007-08
Andre Miller	10th	1.73	2003-04
Mark Macon	10th	2.03	1991-92
Michael Adams	T-7th	2.23	1990-91
Fat Lever	7th	2.13	1989-90
Fat Lever	4th	2.75	1988-89
Fat Lever	4th	2.72	1987-88
Fat Lever	6th	2.45	1986-87
Fat Lever	5th	2.28	1985-86
Fat Lever	3rd	2.46	1984-85

STEALS (cont.)

T.R. Dunn	6th	2.16	1983-84
Bobby Jones	6th	2.27	1976-77

ASSISTS

Nikola Jokic	8th	7.9	2021-22
Nikola Jokic	6th	8.3	2020-21
Nikola Jokic	9th	7.3	2018-19
Ty Lawson	3rd	9.6	2014-15
Ty Lawson	3rd	8.8	2013-14
Andre Miller	9th	6.7	2011-12
Ty Lawson	10th	6.6	2011-12
Raymond Felton	T-6th	8.3	2010-11
Allen Iverson	9th	7.1	2007-08
Andre Miller^	7th	7.8	2006-07
Allen Iverson	T-8th	7.2	2006-07
Andre Miller	6th	8.2	2005-06
Andre Miller	8th	6.9	2004-05
Andre Miller	T-10th	6.1	2003-04
Nick Van Exel	3rd	8.5	2000-01
Nick Van Exel	T-2nd	9.0	1999-00
Nick Van Exel	T-10th	7.4	1998-99
Mark Jackson*	1st	11.4	1996-97
Michael Adams	3rd	10.5	1990-91
Fat Lever	9th	7.8	1987-88
Fat Lever	9th	8.0	1986-87
Kenny Higgs	10th	5.7	1980-81

^Finished season with Philadelphia

*Finished season with Indiana

FIELD GOAL PERCENTAGE

Nikola Jokic	8th	.583	2021-22
Nikola Jokic	6th	.578	2016-17
Kenneth Faried	7th	.558	2015-16
Kenneth Faried	9th	.545	2013-14
JaVale McGee	3rd	.575	2012-13
Kenneth Faried	9th	.552	2012-13
JaVale McGee	5th	.556	2011-12
Nenê	1st	.615	2010-11
Nenê	3rd	.587	2009-10
Nenê	2nd	.604	2008-09
Nenê	5th	.530	2003-04
Nenê	6th	.519	2002-03
Antonio McDyess	9th	.507	1999-00
Danny Fortson	9th	.495	1998-99
Dikembe Mutombo	7th	.556	1994-95
Dikembe Mutombo	2nd	.569	1993-94
Bobby Jones	1st	.578	1977-78
Bobby Jones	3rd	.570	1976-77

%Started season with Washington





FREE THROW PERCENTAGE

Jamal Murray	5th	.905	2017-18
Danilo Gallinari	4th	.902	2016-17
Danilo Gallinari	6th	.895	2014-15
Chauncey Billups%	2nd	.916	2010-11
Chauncey Billups	4th	.910	2009-10
Chauncey Billups	4th	.913	2008-09
Earl Boykins*	6th	.898	2006-07
Earl Boykins	10th	.874	2005-06
Earl Boykins	2nd	.921	2004-05
Earl Boykins	T-8th	.877	2003-04
Chauncey Billups	2nd	.913	1998-99
M. Abdul-Rauf	1st	.930	1995-96
M. Abdul-Rauf	7th	.885	1994-95
M. Abdul-Rauf	1st	.956	1993-94
M. Abdul-Rauf	2nd	.935	1992-93
Walter Davis	3rd	.912	1989-90
Walter Davis	8th	.879	1988-89
Kiki Vandeweghe	9th	.852	1983-84
Kiki Vandeweghe	2nd	.875	1982-83
Billy McKinney	9th	.862	1980-81
John Roche	10th	.866	1979-80
Robert Smith	4th	.883	1978-79

%Finished season with New York

*Finished season with Milwaukee

BLOCKED SHOTS

JaVale McGee	8th	1.99	2012-13
JaVale McGee	2nd	2.16	2011-12
Chris Andersen	6th	1.88	2009-10
Chris Andersen	2nd	2.46	2008-09
Marcus Camby	1st	3.61	2007-08
Marcus Camby	1st	3.30	2006-07
Marcus Camby	1st	3.29	2005-06
Marcus Camby	2nd	3.02	2004-05
Marcus Camby	5th	2.60	2003-04
Raef LaFrentz*	2nd	2.73	2001-02
Raef LaFrentz	7th	2.64	2000-01
Raef LaFrentz	8th	2.22	1999-00
Antonio McDyess	10th	2.30	1998-99
Ervin Johnson	5th	2.77	1996-97
Dikembe Mutombo	1st	4.49	1995-96
Dikembe Mutombo	1st	3.91	1994-95
Dikembe Mutombo	1st	4.10	1993-94
Dikembe Mutombo	3rd	3.50	1992-93
Dikembe Mutombo	T-5th	2.96	1991-92
Wayne Cooper	7th	2.67	1988-89
Wayne Cooper	4th	2.91	1985-86
Wayne Cooper	4th	2.46	1984-85

*Finished season with Dallas

% Started season with Washington

3-POINT FIELD GOAL PERCENTAGE

Michael Porter Jr.	9th	.445	2020-21
Gary Harris	10th	.420	2016-17
Arron Afflalo	T-8th	.423	2010-11
Arron Afflalo	8th	.434	2009-10
Fat Lever	10th	.414	1989-90
Mike Evans	8th	.363	1984-85
Mike Evans	2nd	.360	1983-84
John Roche	4th	.380	1979-80





FOREIGN-BORN PLAYERS


NAME	COUNTRY	NAME	COUNTRY
Tariq Abdul-Wahad (2000-02)	France	Joffrey Lauvergne (2015-16)	France
Carlos Arroyo (2001-02)	Puerto Rico	Trey Lyles (2017-2019)	Canada
Mengke Bateer (2001-02)	China	Sarunas Marciulionis (1996-97)	Lithuania
Bol Bol (2019-22)	Sudan	Timofey Mozgov (2010-2015)	Russia
Facundo Campazzo (2020-22)	Argentina	Emmanuel Mudiay (2015-2018)	Dem. Republic of Congo
Vlatko Cancar (2019-Pres.)	Slovenia	Jamal Murray (2016-Pres.)	Canada
Petr Cornelie (2021-22)	France	Dikembe Mutombo (1991-96)	Zaire
Rastko Cvetkovic (1995-96)	Yugoslavia	Eduardo Najera (2005-08)	Mexico
Yakhouba Diawara (2006-08)	France	Nenê (2002-12)	Brazil
Francisco Elson (2003-06)	The Netherlands	Jusuf Nurkic (2014-17)	Bosnia-Herzegovina
Rudy Fernandez (2011-2012)	Spain	Kostas Papnikolaou (2015-16)	Greece
Luis Flores (2004-05)	Dominican Republic	Johan Petro (2008-10)	France
Gary Forbes (2010-11)	Panama	Cheikh Samb (2008-09)	Senegal
Evan Fournier (2012-14)	France	Predrag Savovic (2002-03)	Yugoslavia
Danilo Gallinari (2010-17)	Italy	Axel Toupane (2016)	France
Juancho Hernangomez (2016-2020)	Spain	Nikoloz Tskitishvili (2002-05)	Georgia
Carl Herrera (1998-99)	Trinidad	Kiki Vandeweghe (1980-84)	Germany
Linas Kleiza (2005-09)	Lithuania	Jan Vesely (2014)	Czech Republic
Nikola Jokic (2015-Pres.)	Serbia	George Zidek (1996-98)	Czechoslovakia
Garth Joseph (2000-01)	Dominica West Indies		

HOMETOWN HEROES – PLAYERS WITH DENVER/COLORADO TIES

PLAYER	SCHOOL	PLAYER	SCHOOL
Byron Beck (1967-77)	University of Denver	Eddie Hughes (1988-90)	Colorado State University
Chauncey Billups (1998-00; 2008-11)	George Washington H.S./ University of Colorado	Mark Randall (1993-95)	Cherry Creek H.S.
Dave Bustion (1972-73)	University of Denver	Brooks Thompson (1996-97)	Littleton H.S.
Joe Barry Carroll (1989-90)	Denver East H.S.	Rodney White (2002-04)	George Washington H.S.
Chuck Gardner (1967-68)	University of Colorado	Chuck Williams (1971-72; 75-77)	Denver East H.S./ University of Colorado
Glen Gondrezick (1979-83)	Boulder High School	Lonnie Wright (1967-71)	Colorado State University
Mike Higgins (1989-90)	Greeley West H.S. / University of Northern Colorado		

NUGGETS ON OLYMPIC TEAMS

1968	Spencer Haywood, USA Charlie Scott, USA	2004	Carmelo Anthony, USA Allen Iverson, USA
1972	Bobby Jones, USA	2008	Carmelo Anthony, USA Linus Kleiza, Lithuania
1976	Tom LaGarde, USA Walter Davis, USA	2012	Andre Iguodala, USA Timofey Mozgov, Russia
1980	Bill Hanzlik, USA Larry Brown, coach, USA	2016	Nikola Jokic, Serbia
1988	Sarunas Marciulionis, USSR	2020	Facundo Campazzo, Argentina Vlatko Cancar, Slovenia JaVale McGee, USA
1992	Sarunas Marciulionis, Lithuania		
1996	Sarunas Marciulionis, Lithuania Mengke Bateer, China		
2000	Antonio McDyess, USA Mengke Bateer, China		



Nikola Jokic, Serbia 2016



Vlatko Cancar, Slovenia 2020





NUGGETS IN NBA ALL-STAR GAMES

PLAYER	GAMES	STARTS	YEARS
Alex English	8	4	1982-89
Carmelo Anthony	4	3	2007-08, '10-11
Nikola Jokic	4	2	2019-22
Dikembe Mutombo	3	0	1992, '95-96
David Thompson	3	3	1977-79
Chauncey Billups	2	0	2009-10
Allen Iverson	2	1	2007-08
Bobby Jones	2	1	1977-78
Fat Lever	2	1	1988, '90
Kiki Vandeweghe	2	0	1983-84
Dan Issel	1	1	1977
Antonio McDyess	1	0	2001
George McGinnis	1	1	1979
Calvin Natt	1	0	1985

COACH	YEAR	W-L	SCORE	SITE
Larry Brown	1977	W	125-124	Milwaukee, Wis.
George Karl	2010	L	139-141	Dallas, Texas
Michael Malone	2019	W	178-164	Charlotte, NC

NUGGETS NBA ALL-STAR HONORS

MOST VALUABLE PLAYER

PLAYER	YEAR	SITE
David Thompson	1979	Detroit, Mich.

STARTER

PLAYER	YEAR	SITE
David Thompson	1977	Milwaukee, Wis.
Dan Issel	1977	Milwaukee, Wis.
Bobby Jones	1977	Milwaukee, Wis.
David Thompson	1978	Atlanta, Ga.
David Thompson	1979	Detroit, Mich.
George McGinnis	1979	Detroit, Mich.
Alex English	1983	Los Angeles, Calif.
Alex English	1984	Denver, Colo.
Alex English	1988	Chicago, Ill.
Fat Lever	1988	Chicago, Ill.
Alex English	1989	Houston, Texas
Carmelo Anthony	2008	New Orleans, La.
Allen Iverson	2008	New Orleans, La.
Carmelo Anthony	2010	Dallas, Texas
Nikola Jokic	2021	Atlanta, Ga.
Nikola Jokic	2022	Cleveland, Oh.

NUGGETS NBA ALL-STAR SATURDAY PARTICIPANTS

SLAM DUNK CHAMPIONSHIP

PLAYER	YEAR	FINISH	SITE
Mahmoud Abdul-Rauf	1993	6th	Salt Lake City, Utah
Robert Pack	1994	2nd	Minneapolis, Min.
Darvin Ham	1997	4th	Cleveland, Ohio
Chris Andersen	2004	3rd	Los Angeles, Calif.
J.R. Smith	2009	3rd	Phoenix, Ariz.
Kenneth Faried	2013	T-3rd	Houston, Texas
Will Barton	2016	T-3rd	Toronto, Canada

LONG DISTANCE SHOOTOUT

PLAYER	YEAR	FINISH	SITE
Michael Adams	1989	T-5th	Houston, Texas
Dale Ellis	1997	6th	Cleveland, Ohio
Voshon Lenard	2004	1st	Los Angeles, Calif.
Voshon Lenard	2005	3rd	Denver, Colo.
Chauncey Billups	2010	3rd	Dallas, Texas

SHOOTING STARS

PLAYER	YEAR	FINISH	SITE
Andre Miller	2005	2nd	Denver, Colo.

RIISING STARS GAME

PLAYER	YEAR	FINISH	SITE
Jalen Rose	1995	L	Phoenix, Ariz.
Antonio McDyess	1996	L	San Antonio, Texas
Danny Fortson	1998	L	New York, N.Y.
Bobby Jackson	1998	L	New York, N.Y.
Rae'LaFrentz	2000	L	Oakland, Calif.
James Posey	2000	W	Oakland, Calif.
Nene	2003	L	Atlanta, Ga.
Nene	2004	W	Los Angeles, Calif.
Carmelo Anthony	2004	L	Los Angeles, Calif.
Carmelo Anthony (MVP)	2005	W	Denver, Colo.
Kenneth Faried (MVP)	2013	W	Houston, Texas
Nikola Jokic	2016	L	Toronto, Canada
Nikola Jokic	2016	L	Toronto, Canada
Emmanuel Mudiay	2016	L	Toronto, Canada
Jamal Murray (MVP)	2017	W	New Orleans, Louis.
Nikola Jokic	2017	W	New Orleans, Louis.
Emmanuel Mudiay	2017	W	New Orleans, Louis.
Jamal Murray	2018	W	Los Angeles, Calif.
Bones Hyland	2022	L	Cleveland, Ohio

SKILLS COMPETITION

PLAYER	YEAR	FINISH	SITE
Earl Boykins	2004	3rd	Los Angeles, Calif.
Earl Boykins	2005	2nd	Denver, Colo.
Emmanuel Mudiay	2016	--	Toronto, Canada
Nikola Jokic	2017	--	New Orleans, Louis.
Jamal Murray	2018	--	Los Angeles, Calif.
Nikola Jokic	2019	--	Charlotte, NC





CARMELO ANTHONY

YR	MIN	FG	FGA	PCT	3FG	3FGA	PCT	FT	FTA	PCT	REB	AST	PF	STL	BLK	PTS
'07	25	10	15	.667	0	0	-----	0	0	-----	9	1	2	1	0	20
'08*	22	8	17	.471	0	0	-----	2	3	.667	7	1	0	0	0	18
'10*	29	13	22	.591	1	4	.250	0	1	.000	10	2	0	0	0	27
'11*	23	4	10	.400	0	1	.000	0	0	-----	7	2	3	1	1	8
TOTAL	99	35	64	.547	1	5	.200	2	4	.500	33	6	5	2	1	73

CHAUNCEY BILLUPS

YR	MIN	FG	FGA	PCT	3FG	3FGA	PCT	FT	FTA	PCT	REB	AST	PF	STL	BLK	PTS
'09	19	2	5	.400	1	3	.333	0	0	-----	2	3	2	1	0	5
'10	26	6	11	.546	5	8	.625	0	0	-----	0	5	1	1	0	17
TOTAL	45	8	16	.500	6	11	.546	0	0	-----	2	8	3	2	0	22

ALEX ENGLISH

YR	MIN	FG	FGA	PCT	3FG	3FGA	PCT	FT	FTA	PCT	REB	AST	PF	STL	BLK	PTS
'82	12	2	6	.333	0	0	-----	0	0	-----	5	1	2	1	0	4
'83*	23	7	14	.500	0	0	-----	0	1	.000	4	0	2	1	2	14
'84*	19	6	8	.750	0	0	-----	1	1	1.000	0	2	2	1	1	13
'85	14	0	3	.000	0	0	-----	0	0	-----	2	1	1	0	0	0
'86	16	8	12	.667	0	0	-----	0	0	-----	1	2	0	0	1	16
'87	13	0	6	.000	0	0	-----	0	0	-----	0	1	1	0	0	0
'88*	22	5	10	.500	0	0	-----	0	0	-----	3	4	0	1	0	10
'89*	29	8	13	.615	0	0	-----	0	0	-----	3	4	0	2	0	16
TOTAL	161	36	72	.500	0	0	-----	1	2	.500	18	13	8	6	3	60

DAN ISSEL

YR	MIN	FG	FGA	PCT	3FG	3FGA	PCT	FT	FTA	PCT	REB	AST	PF	STL	BLK	PTS
'77*	10	0	3	.000	0	0	-----	0	0	-----	1	0	0	-----	0	0
TOTAL	10	0	3	.000	0	0	-----	0	0	-----	1	0	0	0	0	0

ALLEN IVERSON

YR	MIN	FG	FGA	PCT	3FG	3FGA	PCT	FT	FTA	PCT	REB	AST	PF	STL	BLK	PTS	
'07	Did Not Play --- Injury																
'08*	14	3	4	.750	0	0	-----	1	2	.500	3	1	0	1	0	7	
TOTAL	14	3	4	.750	0	0	-----	1	2	.500	3	1	0	1	0	7	

BOBBY JONES

YR	MIN	FG	FGA	PCT	3FG	3FGA	PCT	FT	FTA	PCT	REB	AST	PF	STL	BLK	PTS
'77*	14	1	4	.250	0	0	-----	0	0	-----	0	3	0	-----	1	2
'78	18	1	3	.333	0	0	-----	0	0	-----	6	2	4	-----	1	2
TOTAL	32	2	7	.286	0	0	-----	0	0	-----	6	5	4	-----	2	6

NIKOLA JOKIC

YR	MIN	FG	FGA	PCT	3FG	3FGA	PCT	FT	FTA	PCT	REB	AST	PF	STL	BLK	PTS
'19	13	3	4	.750	0	0	---	0	0	---	9	0	1	0	0	6
'20	12	2	4	.500	1	3	.333	0	0	---	2	1	1	1	0	5
'21	19	3	4	.750	0	0	---	0	0	---	7	5	1	0	1	6
'22	21	4	5	.800	2	3	.667	0	0	---	9	8	0	1	0	10
TOTAL	65	12	17	.706	3	6	.500	0	0	---	27	14	3	2	1	27

FAT LEVER

YR	MIN	FG	FGA	PCT	3FG	3FGA	PCT	FT	FTA	PCT	REB	AST	PF	STL	BLK	PTS
'88*	31	7	14	.500	0	0	-----	3	4	.750	4	3	4	0	0	17
'90	22	7	13	.539	0	2	.000	2	2	1.000	3	2	0	2	0	16
TOTAL	53	14	27	.519	0	2	.000	5	6	.833	7	5	4	2	0	33





ANTONIO McDYESS

YR	MIN	FG	FGA	PCT	3FG	3FGA	PCT	FT	FTA	PCT	REB	AST	PF	STL	BLK	PTS
'01	15	4	9	.444	0	0	-----	0	0	-----	8	2	2	1	0	8
TOTAL	15	4	9	.444	0	0	-----	0	0	-----	8	2	2	1	0	8

GEORGE MCGINNIS

YR	MIN	FG	FGA	PCT	3FG	3FGA	PCT	FT	FTA	PCT	REB	AST	PF	STL	BLK	PTS
'79*	25	5	12	.417	0	0	-----	6	11	.546	6	3	4	-----	0	16
TOTAL	25	5	12	.417	0	0	-----	6	11	.546	6	3	4	-----	0	16

DIKEMBE MUTOMBO

YR	MIN	FG	FGA	PCT	3FG	3FGA	PCT	FT	FTA	PCT	REB	AST	PF	STL	BLK	PTS
'92	10	2	4	.500	0	0	-----	0	0	-----	2	1	0	1	0	4
'95	20	6	8	.750	0	0	-----	0	0	-----	8	1	3	0	4	12
'96	11	2	4	.500	0	0	-----	0	0	-----	9	0	3	0	0	4
TOTAL	41	10	16	.625	0	0	-----	0	0	-----	19	2	6	1	4	20

CALVIN NATT

YR	MIN	FG	FGA	PCT	3FG	3FGA	PCT	FT	FTA	PCT	REB	AST	PF	STL	BLK	PTS
'85	11	1	3	.333	0	0	-----	1	2	.500	3	1	1	0	0	3
TOTAL	11	1	3	.333	0	0	-----	1	2	.500	3	1	1	0	0	3

DAVID THOMPSON

YR	MIN	FG	FGA	PCT	3FG	3FGA	PCT	FT	FTA	PCT	REB	AST	PF	STL	BLK	PTS
'77*	29	7	9	.778	0	0	-----	4	6	.667	7	3	3	-----	0	18
'78*	35	10	16	.625	0	0	-----	2	4	.500	3	3	4	-----	0	22
'79*	34	11	17	.647	0	0	-----	3	7	.429	5	2	4	-----	1	25
TOTAL	98	28	42	.667	0	0	-----	9	17	.529	15	8	11	-----	1	65

KIKI VANDEWEGHE

YR	MIN	FG	FGA	PCT	3FG	3FGA	PCT	FT	FTA	PCT	REB	AST	PF	STL	BLK	PTS
'83	14	3	4	.750	0	0	-----	1	2	.500	3	1	0	1	0	7
'84	26	7	13	.538	0	0	-----	0	0	-----	3	1	2	0	0	14
TOTAL	40	10	17	.588	0	0	-----	1	2	.500	6	2	6	1	0	21

*Denotes Starter





40 | Byron Beck

Jersey Number Retired: December 16, 1977

Byron Beck's name can be found next to the word "first" in several places in the Nuggets history books. He was the first player signed by the original Denver Rockets franchise in 1967 and fittingly, his was the first number retired by the Nuggets.

Beck, who played for the Rockets/Nuggets from 1967-77, was one of the best pure shooters in ABA history, and his sweeping hook shot was a team trademark for its first 10 years.

The two-time ABA All-Star (1969; '76) never averaged more than 14.5 points per game in a season; nonetheless, he stands in sixth place on the Nuggets all-time scoring list (8,603) - a true reflection of his

consistency. In addition, he ranks second in rebounds (5,261) and third in games played (747).

Beck always stepped up his play at crunch time. In the 1973 ABA Playoffs, Beck averaged nearly 20 points per night. In 1976, he helped lead the Nuggets to the ABA Finals. Beck appeared in 66 playoff games with Denver, posting a 12.8 scoring average - more than a point per game higher than his career regular season average.

The former University of Denver star was a fan-favorite and his work in the community earned him considerable respect off the court. Beck was the leading Nugget in personal appearances and he was the Denver sports co-chairman for Labor Day's Muscular Dystrophy Telethon.



44 | Dan Issel

Jersey Number Retired: April 5, 1985

The name Dan Issel became synonymous with the Denver Nuggets during his playing days from 1975-85 and it still is today. Nicknamed "The Horse", Issel is one of the most popular sports figures in Colorado history.

Issel never failed to respond when duty called and was one of the most durable players in pro basketball history. In his 15-year pro career, Issel played in 1,218 of 1,242 possible games.

When he retired in 1985, he left as the Nuggets all-time leading scorer and rebounder after notching 16,589 points and 6,630 boards. He still ranks among the top five in nearly every statistical category on the Nuggets all-time list.

One of the most prolific scorers in basketball history, Issel ranks eighth on the combined ABA/NBA all-time scoring list with 27,482 points. He trails only Kareem Abdul-Jabbar, Karl Malone, Michael Jordan,

Wilt Chamberlain, Julius Erving, Moses Malone and Shaquille O'Neal.

There was more to Issel than his on the court prowess, however. He was also a leader in the community. In 1985, the Professional Basketball Writers Association of America recognized that and presented Issel with the J. Walter Kennedy Award for community service.

In 1992, Issel returned to the Nuggets, this time as their head coach. He orchestrated a tremendous turnaround, taking a club that had won just 44 games in two years prior to his arrival and leading them to the NBA Playoffs in just two seasons. He re-joined the franchise in 1998 as General Manager and subsequently served as President and Head Coach until 2001.

"The Horse", a 1976 ABA All-Star and a '77 NBA All-Star, became the first Nugget to be elected into the Basketball Hall of Fame in 1993.



33 | David Thompson

Jersey Number Retired: November 7, 1992

Before there was Michael Jordan, there was David Thompson. Nicknamed "Skywalker", Thompson dazzled Nuggets fans from 1975-82 with his incredible leaping ability, crowd-pleasing dunks and seemingly effortless scoring ability.

In his seven seasons, Thompson racked up 11,992 points - good for fourth on Denver's all-time scoring list. In addition, he still ranks in the top five in nearly every major scoring category in Nuggets history.

After the Nuggets acquired his draft rights in 1975, Thompson made an immediate impact. In his first year, he captured ABA and pro basketball Rookie of the Year honors after averaging 26.0 points per game. He was also named MVP of the 1976 ABA All-Star Game.

Nothing changed when the Nuggets entered the NBA. "DT" was named to the All-NBA First Team in 1977 and '78 and he made three-straight NBA All-Star appearances, earning MVP honors in the 1979 contest. He is the only player to ever be named MVP in both an ABA and NBA All-Star game.

On April 9, 1978, the 6'4" guard poured in a career-high 73 points against the Detroit Pistons. The 73 points are a Nugget single-game record and are tied for the third-most ever scored by an individual in a non-overtime game in NBA history.

Thompson was traded to Seattle in the summer of 1982, ending his illustrious seven-year career in Denver. DT was inducted into the Basketball Hall of Fame in 1996.



2 | Alex English

Jersey Number Retired: March 2, 1993

Alex English's career can best be summed up with one word: consistency. In 10 of his 11 seasons with the Nuggets (1979-90), English averaged better than 21 points per game. In eight of those 11 years, he scored more than 25 per game.

When he departed as a free agent in 1990, English left as the Nuggets all-time leading scorer - having notched 21,645 points - and his career average of 25.9 ppg is the best in Nuggets history. He also ranks 13th on the NBA's all-time scoring list.

The eight-time NBA All-Star is also the Nuggets career leader in games played, minutes played, field goals made, field goals attempted and assists. Additionally, he ranks third in steals, fourth in rebounds and fifth in blocked shots.

In each of his first 10 seasons with the Nuggets, English finished among the top 10 in the NBA in scor-

ing. In 1982-83, he became the first and only Nugget to lead the league in scoring with a 28.4 average. English also holds the distinction of leading the NBA in scoring during the decade of the '80s, after compiling 19,682 points.

A second-team All-NBA member in 1982, '83 and '86, English guided the Nuggets to Division championships in 1984-85 and '87-88.

Also a leader in the community, English was presented the J. Walter Kennedy Citizenship Award for community service in 1988. In 1985, he convinced NBA players to donate their shares from the All-Star game to Interaction Ethiopia, a relief fund.

He was inducted into the Basketball Hall of Fame in 1997.



432 | Doug Moe

Nuggets Total Wins Retired: Nov. 7, 2002

Doug Moe was the face and personality of the Nuggets throughout the '80s - one of the most successful eras in club history - serving as the team's charismatic head coach from 1980-90.

On Dec. 18, 1980, Moe assumed head coaching duties following the departure of Donnie Walsh. Over the next 10 years, he racked up 432 regular season wins and 24 postseason victories - both team records. He guided the Nuggets to nine-straight playoff appearances, including a trip to the 1985 Western Conference Finals, and two Midwest Division titles in '84-85 and '87-88. In '87-88, the Nuggets won a franchise-record 54 games, earning Moe NBA Coach of the Year honors.

Moe's "passing game" offense was one of the most feared in the NBA during the '80s. The Nuggets averaged no fewer than 114.6 ppg in each of his years and averaged better than 120.0 ppg for five-straight

seasons ('80-85). In fact, the Nuggets led the NBA in scoring in six of Moe's 10 years in Denver.

Moe's clubs produced 13 All-Star selections and three of his players, David Thompson, Dan Issel and Alex English, have been inducted into the Basketball Hall of Fame.

Affectionately known as the "Big Stiff", Moe began his career with the Nuggets in the ABA as an assistant coach on Larry Brown's staff from '74-76. During those two seasons, the Nuggets posted a 125-43 record and advanced to the 1976 ABA Finals.

He also served as head coach of the San Antonio Spurs ('76-80) and Philadelphia 76ers ('92-93) and compiled 628 career wins, the 20th-most in NBA history.



55 | Dikembe Mutombo

Jersey Number Retired: October 29, 2016

Dikembe Mutombo was inducted into the Naismith Basketball Hall of Fame in September 2015 and will become the fifth player and sixth representative in team history to have his number enshrined in the rafters. He joins fellow Nuggets greats Byron Beck (#40), Alex English (#2), Dan Issel (#44), David Thompson (#33) and Doug Moe, who coached the team to a franchise-record 432 wins. This will mark the first time that the Nuggets have retired a player's number at Pepsi Center.

Drafted fourth overall by Denver in the 1991 NBA Draft, Mutombo played for the Nuggets from 1991 to 1996, compiling averages of 12.9 points, 12.3 rebounds and 3.8 blocks in 391 total games. As a member of the Nuggets, Mutombo was a three-time NBA All-Star ('92, '95 and '96), three-time NBA blocked shots leader ('93-94, '94-95, '95-96), named Defensive Player of the Year in '94-95

and was instrumental in helping the Nuggets become the first eighth-seeded team to defeat a number one seed in NBA Playoff history. Mutombo still remains the Nuggets all-time leader in blocked shots (1,486) and career rebounding average (12.3 per game) while ranking third in rebounds (4,811) and 19th in points (5,054).

In addition to his on-court accolades, Mutombo's humanitarian efforts shine even brighter. He created the Dikembe Mutombo Foundation in 1997, opened the Biamba Marie Mutombo Hospital in the Democratic Republic of Congo in 2007 and has been one of the leaders of the Basketball Without Borders program in Africa for over 15 years. Former NBA Commissioner David Stern appointed Mutombo to the role of Global Ambassador in 2009.





12 | Lafayette “Fat” Lever

Jersey Number Retired: December 2, 2017

Lever was a member of the Nuggets from 1984 through 1990. In 474 games spanning six seasons with Denver, he averaged 17.0 points, 7.6 rebounds, 7.5 assists and 2.46 steals per game. The Nuggets reached the postseason in all six of Lever’s years while playing under Head Coach Doug Moe and his up-tempo system, including a trip to the Western Conference Finals in 1985.

Lever earned an All-Star spot in both the 1988 and 1990 seasons and was named to the All-NBA Second Team in 1986-87 and the All-Defensive Second Team in 1987-88. He is scattered throughout the Nuggets’ all-time leaderboards, ranking 1st in steals (1,167), 2nd in assists (3,566), 7th in points (8,081), 7th in made field goals (3,304), 7th in minutes played (16,867) and 8th in rebounds (3,621).

The Pine Bluff, Arkansas native also earned the reputation as a prolific triple-double threat during his time in Denver. He registered 46 triple-doubles as a Nugget (including three in the playoffs), far and away the most in franchise history. He is currently one of only seven NBA players since 1983-84 to have registered a triple-double with steals and is the only Nugget in team history to ever do so. Lever led the NBA in triple-doubles (16) in 1986-87, tied for the most in the league (12) in 1987-88 and came in 3rd (10) in 1988-89. Over that three-year span, Lever ranked 2nd in the NBA in total triple-doubles with 38, trailing only Magic Johnson (43) and ahead of Michael Jordan (18).





ALL-TIME NUGGETS COACHES (ABA 1967-75, NBA 1976 TO PRESENT)

YEAR	COACH	REGULAR SEASON		PLAYOFFS	
		WON	LOST	WON	LOST
1967-68	Bob Bass	45	33	2	3
1968-69	Bob Bass	44	34	3	4
1969-70	John McClendon	9	19	-	-
1970-71	Joe Belmont	42	14	5	7
	Joe Belmont	3	10	-	-
1971-72	Stan Albeck	27	44	-	-
	Alex Hannum	34	50	3	4
1972-73	Alex Hannum	47	37	1	4
1973-74	Alex Hannum	37	47	-	-
1974-75	Larry Brown	65	19	7	6
1975-76	Larry Brown	60	24	6	7
1976-77	Larry Brown	50	32	2	4
1977-78	Larry Brown	48	34	6	7
1978-79	Larry Brown	28	25	-	-
1979-80	Donnie Walsh	19	10	1	2
	Donnie Walsh	30	52	-	-
1980-81	Donnie Walsh	11	20	-	-
1981-82	Doug Moe	26	25	-	-
	Doug Moe	46	36	1	2
1982-83	Doug Moe	45	37	3	5
1983-84	Doug Moe	38	44	2	3
1984-85	Doug Moe	52	30	8	7
1985-86	Doug Moe	47	35	5	5
1986-87	Doug Moe	37	45	0	3
1987-88	Doug Moe	54	28	5	6
1988-89	Doug Moe	44	38	0	3
1989-90	Doug Moe	43	39	0	3
1990-91	Paul Westhead	20	62	-	-
1991-92	Paul Westhead	24	58	-	-
1992-93	Dan Issel	36	46	-	-
1993-94	Dan Issel	42	40	6	6
1994-95	Dan Issel	18	16	-	-
1995-96	Gene Littles	3	13	-	-
	Bernie Bickerstaff	20	12	0	3
1996-97	Bernie Bickerstaff	35	47	-	-
	Bernie Bickerstaff	4	9	-	-
1997-98	Dick Motta	17	52	-	-
	Bill Hanzlik	11	71	-	-
1998-99	Mike D'Antoni	14	36	-	-
1999-00	Dan Issel	35	47	-	-
2000-01	Dan Issel	40	42	-	-
2001-02	Dan Issel	9	17	-	-
2002-03	Mike Evans	18	38	-	-
	Jeff Bzdelik	17	65	-	-
2003-04	Jeff Bzdelik	43	39	1	4
2004-05	Jeff Bzdelik	13	15	-	-
2005-06	Michael Cooper	4	10	-	-
	George Karl	32	8	1	4
2006-07	George Karl	44	38	1	4
2007-08	George Karl	45	37	1	4
2007-08	George Karl	50	32	0	4
2008-09	George Karl	54	28	10	6
2009-10	George Karl	53	29	2	4
2010-11	George Karl	50	32	1	4
2011-12	George Karl	38	28	3	4
2012-13	George Karl	57	25	2	4
2013-14	Brian Shaw	36	46	-	-
2014-15	Brian Shaw	20	39	-	-
2015-16	Melvin Hunt	10	13	-	-
	Michael Malone	33	49	-	-
2016-17	Michael Malone	40	42	-	-
2017-18	Michael Malone	46	36	-	-
2018-19	Michael Malone	54	28	7	7
2019-20	Michael Malone	46	27	9	10
2020-21	Michael Malone	47	25	4	6
2021-22	Michael Malone	48	34	1	4





ALL-TIME COACHING RECORDS

COACH	REGULAR SEASON			PLAYOFFS		
	WON	LOST	PCT.	WON	LOST	PCT.
Bob Bass	89	67	.571	5	7	.471
John McClendon	9	19	.321	-	-	-
Joe Belmont	45	24	.652	5	7	.471
Stan Albeck	27	44	.380	-	-	-
Alex Hannum	118	134	.468	4	8	.333
Larry Brown	251	134	.649	21	24	.467
Donnie Walsh	60	82	.423	1	2	.333
Doug Moe	432	357	.548	24	37	.393
Paul Westhead	44	120	.268	-	-	-
Dan Issel	180	208	.464	6	6	.500
Gene Littles	3	13	.188	-	-	-
Bernie Bickerstaff	59	68	.465	0	3	.000
Dick Motta	17	52	.246	-	-	-
Bill Hanzlik	11	71	.134	-	-	-
Mike D'Antoni	14	36	.280	-	-	-
Mike Evans	18	38	.321	-	-	-
Jeff Bzdelik	60	104	.366	1	4	.200
Michael Cooper	4	10	.286	-	-	-
George Karl	423	257	.622	21	38	.355
Brian Shaw	56	85	.397	-	-	-
Melvin Hunt	10	13	.434	-	-	-
Michael Malone	314	241	.566	21	27	.438
ABA Totals	413	331	.555	27	35	.436
NBA Totals	1844	1861	.498	82	128	.390





NBA PLAYOFFS

TEAM	SERIES	HOME W-L	ROAD W-L	OVERALL W-L	PCT.
Dallas Mavericks	2	4-2	2-3	6-5	.546
Golden State Warriors	2	3-2	0-6	3-8	.273
Houston Rockets	1	2-1	0-3	2-4	.333
Los Angeles Clippers	2	2-3	3-4	5-7	.417
Los Angeles Lakers	7	5-10	3-15	8-25	.242
Milwaukee Bucks	1	3-1	1-2	4-3	.571
Minnesota Timberwolves	1	1-1	0-3	1-4	.200
New Orleans Hornets	1	3-0	1-1	4-1	.800
Phoenix Suns	4	2-4	1-6	3-10	.231
Portland Trail Blazers	4	7-5	5-6	12-11	.522
San Antonio Spurs	7	6-9	4-14	10-23	.303
Seattle Sonics/OKC Thunder	4	7-3	2-9	9-12	.429
Utah Jazz	5	11-4	4-11	15-15	.500
TOTALS	41	56-45	26-83	82-128	.390





YEAR	REGULAR SEASON				PLAYOFFS		
	W	L	PCT	PLACE	W	L	PCT
1976-77	50	32	.610	1st MW	2	4	.333
1977-78	48	34	.585	1st MW	6	7	.462
1978-79	47	35	.573	2nd MW	1	2	.333
1979-80	30	52	.366	3rd MW	-	-	----
1980-81	37	45	.451	4th MW	-	-	----
1981-82	46	36	.561	2nd MW	1	2	.333
1982-83	45	37	.549	2nd MW	3	5	.375
1983-84	38	44	.463	3rd MW	2	3	.400
1984-85	52	30	.634	1st MW	8	7	.533
1985-86	47	35	.573	2nd MW	5	5	.500
1986-87	37	45	.451	4th MW	0	3	.000
1987-88	54	28	.659	1st MW	5	6	.455
1988-89	44	38	.537	3rd MW	0	3	.000
1989-90	43	39	.524	4th MW	0	3	.000
1990-91	20	62	.244	7th MW	-	-	----
1991-92	24	58	.293	4th MW	-	-	----
1992-93	36	46	.439	4th MW	-	-	----
1993-94	42	40	.512	4th MW	6	6	.500
1994-95	41	41	.500	4th MW	0	3	.000
1995-96	35	47	.427	4th MW	-	-	----
1996-97	21	61	.256	5th MW	-	-	----
1997-98	11	71	.134	7th MW	-	-	----
1998-99	14	36	.280	6th MW	-	-	----
1999-00	35	47	.427	5th MW	-	-	----
2000-01	40	42	.488	6th MW	-	-	----
2001-02	27	55	.329	6th MW	-	-	----
2002-03	17	65	.207	7th MW	-	-	----
2003-04	43	39	.524	6th MW	1	4	.200
2004-05	49	33	.598	2nd NW	1	4	.200
2005-06	44	38	.537	1st NW	1	4	.200
2006-07	45	37	.549	2nd NW	1	4	.200
2007-08	50	32	.610	2nd NW	0	4	.000
2008-09	54	28	.659	1st NW	10	6	.625
2009-10	53	29	.646	1st NW	2	4	.333
2010-11	50	32	.610	2nd NW	1	4	.200
2011-12	38	28	.576	2nd NW	3	4	.429
2012-13	57	25	.695	2nd NW	2	4	.333
2013-14	36	46	.439	4th NW	-	-	----
2014-15	30	52	.366	4th NW	-	-	----
2015-16	33	49	.402	4th NW	-	-	----
2016-17	40	42	.488	4th NW	-	-	----
2017-18	46	36	.561	5th NW	-	-	----
2018-19	54	28	.659	1st NW	7	7	.500
2019-20	46	27	.630	1st NW	9	10	.474
2020-21	47	25	.653	2nd NW	4	6	.400
2021-22	48	34	.585	2nd NW	1	4	.200
TOTALS	1,844	1,861	.498		82	128	.390





HOME-ROAD

YEAR	HOME	ROAD	OVERALL	YEAR	HOME	ROAD	OVERALL
1976-77	36-5	14-27	50-32	1997-98	9-32	2-39	11-71
1977-78	33-8	15-26	48-34	1998-99	12-13	2-23	14-36
1978-79	29-12	18-23	47-35	1999-00	25-16	10-31	35-47
1979-80	24-17	6-35	30-52	2000-01	29-12	11-30	40-42
1980-81	23-18	14-27	37-45	2001-02	20-21	7-34	27-55
1981-82	29-12	17-24	46-36	2002-03	13-28	4-37	17-65
1982-83	29-12	16-25	45-37	2003-04	29-12	14-27	43-39
1983-84	27-14	11-30	38-44	2004-05	31-10	18-23	49-33
1984-85	34-7	18-23	52-30	2005-06	26-15	18-23	44-38
1985-86	34-7	13-28	47-35	2006-07	23-18	22-19	45-37
1986-87	27-14	10-31	37-45	2007-08	33-8	17-24	50-32
1987-88	35-6	19-22	54-28	2008-09	33-8	21-20	54-28
1988-89	35-6	9-32	44-38	2009-10	34-7	19-22	53-29
1989-90	28-13	15-26	43-39	2010-11	33-8	17-24	50-32
1990-91	17-24	3-38	20-62	2011-12	20-13	18-15	38-28
1991-92	18-23	6-35	24-58	2012-13	38-3	19-22	57-25
1992-93	28-13	8-33	36-46	2013-14	22-19	14-27	36-46
1993-94	28-13	14-27	42-40	2014-15	19-22	11-30	30-52
1994-95	23-18	18-23	41-41	2015-16	18-23	15-26	33-49
1995-96	24-17	11-30	35-47	2016-17	22-19	18-23	40-42
1996-97	12-29	9-32	21-61	2017-18	31-10	15-26	46-36
				2018-19	34-7	20-21	54-28
				2019-20	26-11	20-16	46-27
				2020-21	25-11	22-14	47-25
				2021-22	23-18	25-16	48-34
				TOTALS	1,201-634	643-1,228	1,844-1,861



FRANCHISE HISTORY



YEAR		OCT	NOV	DEC	JAN	FEB	MAR	APR
76-77	Home	3-0	7-0	7-1	7-2	6-0	5-2	1-0
	Road	1-0	2-5	3-4	2-3	2-5	2-7	2-3
	Total	4-0	9-5	10-5	9-5	8-5	7-9	3-3
77-78	Home	4-0	6-0	5-1	6-2	6-1	4-4	2-0
	Road	0-2	4-6	2-4	4-2	2-5	1-5	2-2
	Total	4-2	10-6	7-5	10-4	8-6	5-9	4-2
78-79	Home	4-0	2-3	5-3	7-2	5-2	6-2	0-0
	Road	2-3	2-7	2-3	4-4	2-4	3-0	3-2
	Total	6-3	4-10	7-6	11-6	7-6	9-2	3-2
79-80	Home		2-4	4-3	5-1	4-4	5-3	4-2
	Road		0-4	3-6	0-8	1-7	1-2	1-8
	Total		2-8	7-9	5-9	5-11	6-5	5-10
80-81	Home		1-4	4-2	3-3	4-4	6-3	5-2
	Road		1-3	4-5	0-7	3-4	1-3	5-5
	Total		2-7	8-7	3-10	7-8	7-6	10-7
81-82	Home	1-0	5-1	3-4	5-2	4-4	8-1	3-0
	Road	0-1	2-3	3-6	4-3	2-4	5-1	1-6
	Total	1-1	7-4	6-10	9-5	6-8	13-2	4-6
82-83	Home	1-1	3-4	3-3	7-1	4-1	7-2	4-0
	Road	0-0	3-5	3-4	2-6	3-5	3-3	2-2
	Total	1-1	6-9	6-7	9-7	7-6	10-5	6-2
83-84	Home	1-0	5-3	4-3	4-2	3-4	8-0	2-2
	Road	0-1	3-4	1-7	1-5	3-6	2-5	1-2
	Total	1-1	8-7	5-10	5-7	6-10	10-5	3-4
84-85	Home	1-0	7-0	4-4	8-2	5-0	7-0	2-1
	Road	0-1	4-2	3-5	3-3	3-4	3-5	2-3
	Total	1-1	11-2	7-9	11-5	8-4	10-5	4-4
85-86	Home	2-0	7-2	5-1	6-1	7-0	6-2	1-1
	Road	2-0	1-4	2-5	2-7	2-4	2-5	2-3
	Total	4-0	8-6	7-6	8-8	9-4	8-7	3-4
86-87	Home	1-0	7-1	2-3	6-2	3-4	5-3	3-1
	Road	0-0	0-6	3-7	1-6	1-5	3-4	2-3
	Total	1-0	7-7	5-10	7-8	4-9	8-7	5-4
87-88	Home		6-1	5-1	5-1	6-2	7-1	6-0
	Road		2-3	3-6	3-5	3-2	5-4	3-2
	Total		8-4	8-7	8-6	9-4	12-5	9-2
88-89	Home		8-1	5-2	4-2	8-0	5-0	5-1
	Road		1-3	3-5	1-9	0-4	3-6	1-4
	Total		9-4	8-7	5-11	8-4	8-6	6-5
89-90	Home		8-0	4-1	3-4	5-3	6-2	1-3
	Road		2-4	5-5	1-5	1-4	2-7	5-1
	Total		10-4	9-6	4-9	6-7	8-9	6-4
90-91	Home		3-5	2-3	6-3	2-4	4-5	1-3
	Road		0-6	1-9	1-4	0-6	0-7	0-7
	Total		3-11	3-12	7-7	2-10	4-12	1-10
91-92	Home		7-3	3-3	4-4	2-3	1-7	1-3
	Road		0-5	2-5	1-6	1-8	2-6	0-5
	Total		7-8	5-8	5-10	3-11	3-13	1-8
92-93	Home		4-2	2-4	7-1	5-1	5-4	5-1
	Road		1-5	0-8	1-6	2-5	2-5	2-4
	Total		5-7	2-12	8-7	7-6	7-9	7-5
93-94	Home		4-2	6-0	5-4	4-2	7-1	2-4
	Road		2-5	2-6	1-4	3-5	1-4	5-3
	Total		6-7	8-6	6-8	7-7	8-5	7-7
94-95	Home		4-4	5-2	4-3	3-4	4-1	3-4
	Road		2-2	3-5	1-7	2-4	6-4	4-1
	Total		6-6	8-7	5-10	5-8	10-5	7-5
95-96	Home		2-3	6-1	2-5	5-2	5-3	4-3
	Road		2-6	3-6	3-4	0-5	2-6	1-3
	Total		4-9	9-7	5-9	5-7	7-9	5-6
96-97	Home		2-6	2-4	3-5	2-4	3-5	0-5
	Road		3-5	1-7	3-4	1-6	0-5	1-5
	Total		5-11	3-11	6-9	3-10	3-10	1-10
97-98	Home	0-1	1-4	1-6	1-7	1-7	3-3	2-3
	Road	0-0	0-7	0-8	1-7	0-5	1-8	0-5
	Total	0-1	1-11	1-14	2-14	1-12	4-11	2-8
98-99	Home					5-3	3-5	4-5*
	Road					0-6	0-9	2-8
	Total					5-9	3-14	6-13*

YEAR		OCT	NOV	DEC	JAN	FEB	MAR	APR
99-00	Home		6-2	6-2	5-4	2-2	2-4	4-2
	Road		0-5	3-4	0-5	3-6	2-9	2-2
	Total		6-7	9-6	5-9	5-8	4-13	6-4
00-01	Home		6-3	6-2	8-1	3-2	2-3	4-0
	Road		2-5	2-5	2-4	1-7	3-7	1-3
	Total		8-8	8-7	10-5	4-9	5-10	5-3
01-02	Home	0-0	5-5	3-4	2-5	1-4	4-4	5-0
	Road	1-0	1-4	0-6	1-6	2-4	2-8	0-5
	Total	1-0	6-9	3-10	3-11	3-8	6-12	5-5
02-03	Home	0-0	3-6	1-6	3-3	2-6	4-3	0-4
	Road	0-1	2-4	0-7	1-8	0-6	1-7	0-4
	Total	0-1	5-10	1-13	4-11	2-12	5-10	0-8
03-04	Home	1-0	6-1	6-3	5-4	4-1	4-3	3-0
	Road	0-1	3-4	3-4	4-4	1-6	2-6	1-2
	Total	1-1	9-5	9-7	9-8	5-7	6-9	4-2
04-05	Home		7-3	3-3	2-3	4-0	9-1	6-0
	Road		1-3	3-6	3-7	4-4	3-1	4-2
	Total		8-6	6-9	5-10	8-4	12-2	10-2
05-06	Home		6-3	3-4	6-2	3-3	6-1	2-2
	Road		2-5	3-5	5-3	2-2	5-4	1-4
	Total		8-8	6-9	11-5	5-5	11-5	3-6
06-07	Home		4-3	5-3	3-6	3-3	4-3	4-0
	Road		4-2	3-4	3-3	3-4	3-5	6-1
	Total		8-5	8-7	6-9	6-7	7-8	10-1
07-08	Home	1-0	6-2	5-3	7-0	4-2	7-0	3-1
	Road	0-0	3-5	3-2	2-6	4-3	3-6	2-2
	Total	1-0	9-7	8-5	9-6	8-5	10-6	5-3
08-09	Home		6-2	5-2	8-2	3-1	7-1	4-0
	Road	1-1	5-3	4-4	2-2	5-3	3-5	1-2
	Total	1-1	11-5	9-6	10-4	8-4	10-6	5-2
09-10	Home	1-0	6-1	6-1	8-1	4-2	5-1	4-1
	Road	1-0	4-4	2-6	4-2	3-3	4-6	1-1
	Total	2-0	10-5	8-7	12-3	7-5	9-7	5-2
10-11	Home	1-0	6-1	6-2	7-2	5-2	6-0	2-1
	Road	1-1	2-4	2-5	3-5	2-4	4-2	3-2
	Total	2-1	8-5	8-7	10-7	7-6	10-3	5-3
11-12	Home			1-0	6-3	3-5	5-4	5-1
	Road			1-2	6-2	2-5	4-3	5-3
	Total			2-2	12-5	5-10	9-7	10-4
12-13	Home	---	4-1	5-0	10-2	5-0	9-0	5-0
	Road	0-1	4-7	4-6	2-1	3-4	4-2	2-1
	Total	0-1	8-8	9-6	12-3	8-4	13-2	7-1
13-14	Home	---	6-2	1-5	5-4	2-4	5-3	3-1
	Road	0-1	3-3	4-5	3-3	1-5	2-7	1-3
	Total	0-1	9-5	5-10	8-7	3-9	7-10	4-4
14-15	Home	1-0	4-3	4-5	3-5	0-4	5-3	2-2
	Road	---	3-5	1-6	3-5	1-5	3-5	0-4
	Total	1-0	7-8	5-11	6-10	1-9	8-8	2-6
15-16	Home	0-1	3-5	2-4	4-5	2-3	6-2	1-3
	Road	1-0	2-6	4-5	2-4	3-4	3-6	0-1
	Total	1-1	5-11	6-9	6-9	5-7	9-8	1-4
16-17	Home	0-1	3-5	4-3	5-2	4-3	5-4	1-1
	Road	1-1	3-4	3-5	2-5	2-4	3-3	4-1
	Total	1-2	6-9	7-8	7-7	6-7	8-7	5-2
17-18	Home	1-1	8-1	3-2	7-3	5-2	3-1	4-0
	Road	2-3	1-4	4-6	0-5	2-1	5-6	1-1
	Total	3-4	9-5	7-8	7-8	7-3	8-7	5-1
18-19	Home	4-0	5-3	5-0	8-1	5-1	4-2	3-0
	Road	2-1	4-3	3-4	4-3	2-3	5-4	0-3
	Total	6-1	9-6	8-4	12-4	7-4	9-6	3-3
19-20	Home	1-1	7-1	7-2	4-2	4-1	2-1	1-3**
	Road	2-1	3-1	3-4	7-3	2-3	1-2	2-2**
	Total	3-2	10-2	10-6	11-5	6-4	3-3	3-5**
20-21	Home			1-2	4-3	4-2	5-2	11-2^
	Road			0-1	7-2	2-5	6-1	7-5^
	Total			1-3	11-5	6-7	11-3	18-7
21-22	Home	2-1	5-3	1-2	5-3	4-1	5-5	1-3
	Road	2-1	1-5	6-4	6-2	4-3	5-1	1-0
	Total	4-2	6-8	7-6	11-5	8-4	10-6	2-3

*April record includes 0-3 in Mays

**April Record indicates games played in August due to COVID-19

^April record includes games played in May due to COVID-19





DATE	TEAMS	ATTENDANCE	RECORD
10/15/67	@Denver 110, Anaheim 105	2,748#	1-0
10/28/68	@New York 108, Denver 89	NA	1-1
10/19/69	New Orleans 109, @Denver 103	5,092#	2-1
10/14/70	@Utah 134, Denver 99	NA	2-2
10/13/71	@Utah 135, Denver 121	NA	2-3
10/14/72	@Denver 96, Indiana 90	4,731#	3-3
10/11/73	@Denver 135, San Diego 111	5,013#	4-3
10/19/74	@Denver 111, New York 103	6,252#	5-3
10/25/75	@Denver 118, St. Louis 101	12,202S	6-3
10/22/76	Denver 123, @Indiana 110	7,266	1-0
10/19/77	@Denver 133, Milwaukee 115	14,792	2-0
10/13/78	@Denver 118, San Antonio 117	14,099	3-0
10/13/79	Milwaukee 125, @Denver 99	12,554	3-1
10/10/80	San Antonio 113, @Denver 112	10,027	3-2
10/30/81	@Denver 134, Golden State 121	11,989	4-2
10/29/82	Dallas 125, @Denver 117	12,099	4-3
10/28/83	@Denver 139, Utah 125	10,439	5-3
10/27/84	@Denver 125, Golden State 121	8,526	6-3
10/25/85	Denver 119, @Golden State 105	6,593	7-3
10/31/86	@Denver 134, San Antonio 104	14,835	8-3
11/6/87	@Denver 139, L.A. Clippers 93	11,534	9-3
11/4/88	@Denver 120, Houston 117	14,876	10-3
11/3/89	@Utah 122, Denver 113	12,616	10-4
11/2/90	Golden State 162, @Denver 158	9,838	10-5
11/1/91	Golden State 108, @Denver 105	11,713	10-6
11/7/92	@Denver 125, San Antonio 121 (2OT)	17,022	11-6
11/5/93	@Sacramento 109, Denver 100	17,317	11-7
11/4/94	@Denver 130, Minnesota 108	17,171	12-7
11/3/95	@L.A. Lakers 98, Denver 96	16,345	12-8
11/1/96	Dallas 92, @Denver 91	16,104	12-9
10/31/97	San Antonio 107, @Denver 96	15,031	12-10
2/5/99	Minnesota 110, @Denver 92	17,171	12-11
11/2/99	@Denver 107, Phoenix 102 (OT)	19,099^	13-11
11/1/00	@Seattle 112, Denver 99	17,072	13-12
10/30/01	Denver 99, @Phoenix 96	16,421	14-12
10/30/02	@Minnesota 83, Denver 77	16,113	14-13
10/29/03	@Denver 80, San Antonio 72	17,429	15-13
11/2/04	@L.A. Lakers 89, Denver 78	18,997	15-14
11/1/05	@San Antonio 102, Denver 91	18,797	15-15
11/2/06	@L.A. Clippers 96, Denver 95	18,050	15-16
10/31/07	@Denver 120, Seattle 103	19,380	16-16
10/29/08	@Utah 98, Denver 94	19,911	16-17
10/28/09	@Denver 114, Utah 105	19,155	17-17
10/27/10	@Denver 110, Utah 88	19,155	18-17
12/26/11	Denver 115, @Dallas 93	20,408	19-17
10/31/12	@Philadelphia 84, Denver 75	19,101	19-18
10/30/13	@Sacramento 90, Denver 88	17,317	19-19
10/29/14	@Denver 89, Detroit 79	17,136	20-19
10/28/15	Denver 105, @Houston 85	18,240	21-19
10/26/16	Denver 107, @New Orleans 102	15,869	22-19
10/18/17	@Utah 106, Denver 96	17,588	22-20
10/17/18	Denver 107, @L.A. Clippers 98	19,068	23-20
10/23/19	Denver 108, @Portland 100	19,991	24-20
12/23/20	Sacramento 124, @Denver 122 (OT)	NA	24-21
10/20/21	Denver 110, @Phoenix 98	16,074	25-21

Played in Denver's Auditorium Arena, capacity 6,985.

S First regular season game played in McNichols Sports Arena.

^ First regular season game played in Pepsi Center





DATE	TEAMS	ATTENDANCE	RECORD
10/15/67	Denver 110, Anaheim 105	2,748#	1-0
11/6/68	Denver 109, Indiana 107	3,238#	2-0
10/19/69	New Orleans 109, Denver 103	5,092#	2-1
10/21/70	Denver 133, Texas 115	4,066#	3-1
10/19/71	Indiana 122, Denver 117	3,714#	3-2
10/14/72	Denver 96, Indiana 90	4,731#	4-2
10/11/73	Denver 135, San Diego 111	5,013#	5-2
10/19/74	Denver 111, New York 103	6,252#	6-2
10/25/75	Denver 118, St. Louis 101	12,202 ^S	7-2
10/23/76	Denver 120, Kansas City 99	15,683	1-0
10/19/77	Denver 133, Milwaukee 115	14,792	2-0
10/13/78	Denver 118, San Antonio 117	14,099	3-0
10/13/79	Milwaukee 125, Denver 99	12,554	3-1
10/10/80	San Antonio 113, Denver 112	10,027	3-2
10/30/81	Denver 134, Golden State 121	11,989	4-2
10/29/82	Dallas 125, Denver 117	12,099	4-3
10/28/83	Denver 139, Utah 125	10,439	5-3
10/27/84	Denver 125, Golden State 121	8,526	6-3
10/26/85	Denver 126, Sacramento 112	9,309	7-3
10/31/86	Denver 134, San Antonio 104	14,835	8-3
11/6/87	Denver 139, L.A. Clippers 93	11,534	9-3
11/4/88	Denver 120, Houston 117	14,876	10-3
11/4/89	Denver 135, Phoenix 132	12,439	11-3
11/2/90	Golden State 162, Denver 158	9,838	11-4
11/1/91	Golden State 108, Denver 105	11,713	11-5
11/7/92	Denver 125, San Antonio 121 (2OT)	17,022	12-5
11/7/93	Denver 99, L.A. Clippers 97	17,171	13-5
11/4/94	Denver 130, Minnesota 108	17,171	14-5
11/4/95	San Antonio 116, Denver 108	17,171	14-6
11/1/96	Dallas 92, Denver 91	16,104	14-7
10/31/97	San Antonio 107, Denver 96	15,031	14-8
2/5/99	Minnesota 110, Denver 92	17,171	14-9
11/2/99	Denver 107, Phoenix 102 (OT)	19,099 [^]	15-9
11/2/00	Denver 101, Golden State 97	15,790	16-9
11/1/01	Milwaukee 102, Denver 101	18,634	16-10
11/1/02	Houston 84, Denver 73	18,030	16-11
10/29/03	Denver 80, San Antonio 72	17,429	17-11
11/4/04	Denver 94, Minnesota 92 (OT)	19,099	18-11
11/2/05	L.A. Lakers 99, Denver 97 (OT)	19,245	18-12
11/3/06	Minnesota 112, Denver 109	19,234	18-13
10/31/07	Denver 120, Seattle 103	19,380	19-13
11/1/08	L.A. Lakers 104, Denver 97	19,651	19-14
10/28/09	Denver 114, Utah 105	19,155	20-14
10/27/10	Denver 110, Utah 88	19,155	21-14
12/28/11	Denver 117, Utah 100	19,155	22-14
11/6/12	Denver 109, Detroit 97	19,155	23-14
11/1/13	Portland 113, Denver 98	19,155	23-15
10/29/14	Denver 89, Detroit 79	17,136	24-15
10/30/15	Minnesota 95, Denver 78	17,660	24-16
10/29/16	Portland 115, Denver 113 (OT)	18,055	24-17
10/21/17	Denver 96, Sacramento 79	19,520	25-17
10/20/18	Denver 119, Phoenix 91	19,592	26-17
10/25/19	Denver 108, Phoenix 107 (OT)	19,557	27-17
12/23/20	Sacramento 124, Denver 122 (OT)	NA	27-18
10/22/21	Denver 102, San Antonio 96	19,520	28-18

Played in Denver's Auditorium Arena, capacity 6,985.
^S First regular season game played in McNichols Sports Arena.
[^] First regular season game played in the Pepsi Center





DATE	TEAMS	RECORD
10/19/67	Denver 104, Oakland 91	1-0
10/28/68	New York 108, Denver 89	1-1
10/21/69	Dallas 120, Denver 108	1-2
10/14/70	Utah 134, Denver 99	1-3
10/13/71	Utah 135, Denver 121	1-4
10/12/72	Utah 115, Denver 104	1-5
10/12/73	Kentucky 111, Denver 100	1-6
10/18/74	Kentucky 117, Denver 99	1-7
10/24/75	Denver 120, San Diego 108	2-7
10/22/76	Denver 123, Indiana 110	1-0
10/22/77	Detroit 126, Denver 106	1-1
10/15/78	Denver 98, San Diego 94	2-1
10/14/79	Portland 109, Denver 93	2-2
10/17/80	Denver 129, San Diego 116	3-2
10/31/81	San Antonio 145, Denver 120	3-3
11/4/82	L.A. Lakers 131, Denver 108	3-4
10/29/83	San Diego 141, Denver 128	3-5
10/30/84	San Antonio 126, Denver 118	3-6
10/25/85	Denver 119, Golden State 105	4-6
11/1/86	Golden State 131, Denver 109	4-7
11/7/87	Denver 103, Golden State 99	5-7
11/5/88	Seattle 142, Denver 141	5-8
11/3/89	Utah 122, Denver 113	5-9
11/3/90	Dallas 140, Denver 110	5-10
11/8/91	L.A. Clippers 106, Denver 82	5-11
11/8/92	Portland 123, Denver 104	5-12
11/5/93	Sacramento 109, Denver 100	5-13
11/8/94	Denver 115, Dallas 107	6-13
11/3/95	L.A. Lakers 98, Denver 96	6-14
11/3/96	Denver 88, San Antonio 79	7-14
11/1/97	Utah 102, Denver 84	7-15
2/7/99	Phoenix 115, Denver 108	7-16
11/5/99	Portland 95, Denver 83	7-17
11/1/00	Seattle 112, Denver 99	7-18
10/30/01	Denver 99, Phoenix 96	8-18
10/30/02	Minnesota 83, Denver 77	8-19
10/30/03	Houston 102, Denver 85	8-20
11/2/04	L.A. Lakers 89, Denver 78	8-21
11/1/05	San Antonio 102, Denver 91	8-22
11/2/06	L.A. Clippers 96, Denver 95	8-23
11/2/07	Denver 99, Minnesota 91	9-23
10/29/08	Utah 98, Denver 94	9-24
10/29/09	Denver 97, Portland 94	10-24
10/29/10	New Orleans 101, Denver 95	10-25
12/26/11	Denver 115, Dallas 93	11-25
10/31/12	Philadelphia 84, Denver 75	11-26
10/30/13	Sacramento 90, Denver 88	11-27
11/1/14	Oklahoma City 102, Denver 91	11-28
10/28/15	Denver 105, Houston 85	12-28
10/26/16	Denver 107, New Orleans 102	13-28
10/18/17	Utah 106, Denver 96	13-29
10/17/18	Denver 107, L.A. Clippers 98	14-29
10/23/19	Denver 108, Portland 100	15-29
12/29/20	Sacramento 125, Denver 115	15-30
10/20/21	Denver 110, Phoenix 98	16-30



FRANCHISE HISTORY



TEAM	DATE	SITE	DEN-OPP	W/L	TEAM	DATE	SITE	DEN-OPP	W/L
ATLANTA (1-2)	3/13/12	Denver	118-117	W	LA CLIPPERS (5-3)	10/31/08	Los Angeles	113-103	W
	12/18/05	Atlanta	107-110	L		11/7/03	Denver	102-104	L
	12/11/92	Atlanta	107-112	L		4/15/00	Los Angeles	115-114	W
BOSTON (0-3)	2/10/13	Boston	114-118#	L	3/2/97	Denver	109-107	W	
	12/10/00	Boston	102-104	L	12/6/91	Denver	100-102	L	
BROOKLYN (1-3)	3/6/77	Boston	110-112	L	3/12/91	Denver	123-126	L	
	3/4/16	Denver	120-121	L	1/19/22	Denver	130-128	W	
	12/16/05	New Jersey	106-115	L	(BUFFALO)	1/25/78	Denver	121-119	W
CHICAGO (7-0)	11/19/01	Denver	99-96	W	LA LAKERS (6-8)	2/12/20	Denver	116-120	L
	3/17/78	New Jersey	109-111	L	11/23/14	Los Angeles	101-94	W	
	3/19/21	Denver	131-127	W	4/6/06	Denver	110-108	W	
CLEVELAND (2-2)	10/31/18	Chicago	108-107	W	11/2/05	Denver	97-99	L	
	3/18/13	Chicago	119-118	W	2/22/99	Denver	117-113	W	
	2/4/03	Denver	102-100	W	11/11/94	Los Angeles	124-117	W	
	3/26/01	Chicago	109-104	W	4/1/89	Denver	114-108	W	
	11/8/80	Chicago	130-126*	W	11/15/88	Denver	146-148*	L	
	3/21/80	Chicago	134-128#	W	11/3/82	Denver	134-135	L	
	2/18/10	Cleveland	118-116	W	3/29/81	Los Angeles	148-146	W	
DALLAS (4-9)	1/16/97	Denver	88-87	W	11/29/80	Denver	123-124*	L	
	1/21/95	Denver	100-101*	L	11/16/79	Denver	128-135	L	
	3/18/22	Cleveland	116-119	L	11/9/79	Los Angeles	122-126	L	
	1/7/21	Denver	117-124	L	4/10/22	Denver	141-146	L	
	3/6/16	Denver	116-114	W	MEMPHIS (1-1)	4/19/21	Denver	139-137*	W
	2/26/16	Dallas	116-122	L	1/31/12	Memphis	97-100	L	
	4/10/15	Denver	143-144*	L	2/25/05	Memphis	97-94	W	
	4/12/13	Dallas	105-108	L	MIAMI (1-5)	2/12/08	Miami	114-113	W
	1/6/06	Denver	112-114	L	1/29/02	Denver	94-100	L	
	3/3/02	Denver	110-116	L	3/15/93	Denver	100-103	L	
DETROIT (0-4)	4/6/00	Denver	115-116	L	2/15/93	Miami	129-130*	L	
	11/24/95	Dallas	112-109	W	3/10/89	Miami	130-131	L	
	11/26/94	Denver	123-124	L	3/19/18	Miami	141-149*	L	
	12/30/89	Dallas	109-116	L	MILWAUKEE (3-1)	4/1/18	Denver	128-125	W
	3/1/85	Dallas	141-140	W	1/8/95	Denver	102-96	W	
	11/28/80	Dallas	119-117	W	1/25/92	Denver	107-100	W	
	2/2/20	Detroit	123-128	L	3/23/91	Denver	136-140	L	
	3/26/07	Detroit	109-113	L					
	11/13/96	Detroit	94-95	L					
	12/13/83	Denver	184-186#	L					
GOLDEN STATE (7-3)	1/16/20	Golden State	134-131	W					
	1/2/16	Golden State	108-111	L					
	11/10/12	Golden State	107-101*	W					
	1/20/10	Golden State	123-118	W					
	4/10/97	Golden State	107-109	L					
	4/22/95	Golden State	130-129*	W					
	4/7/87	Golden State	129-126	W					
	12/18/84	Golden State	126-122	W					
	2/28/84	Golden State	137-140	L					
	2/22/80	Golden State	122-121	W					
HOUSTON (7-7)	12/17/14	Denver	111-115	L					
	4/6/14	Houston	125-130	L					
	12/20/07	Denver	112-111*	W					
	1/20/07	Houston	121-113	W					
	11/30/00	Denver	105-109	L					
	1/2/98	Denver	115-116	L					
	11/7/96	Denver	108-110	L					
	1/20/94	Denver	111-106*	W					
	11/2/91	Denver	109-101	W					
	4/19/90	Houston	130-127	W					
INDIANA (1-4)	11/9/89	Houston	128-127	W					
	3/5/85	Denver	133-131*	W					
	2/2/85	Houston	128-131*	L					
	2/3/81	Houston	128-135	L					
	12/10/17	Indiana	116-126	L					
	1/30/16	Indiana	105-109	L					
	2/7/90	Denver	130-138	L					
	12/28/82	Denver	155-150	W					
	3/2/82	Denver	124-132	L					

*-Indicates double-overtime game
 #-Indicates triple-overtime game



FRANCHISE HISTORY



TEAM	DATE	SITE	DEN-OPP	W/L	TEAM	DATE	SITE	DEN-OPP	W/L	
MINNESOTA (8-5)	11/10/19	Minnesota	100-98	W	SACRAMENTO (5-4)	12/23/20	Denver	122-124	L	
	4/11/18	Minnesota	106-112	L		11/30/19	Sacramento	97-100	L	
	12/27/17	Minnesota	125-128	L		3/5/12	Denver	119-116	W	
	12/11/15	Denver	111-108	W		2/1/10	Denver	112-109	W	
	2/20/12	Denver	103-101	W		2/21/00	Denver	123-117	W	
	2/24/06	Minnesota	102-101	W		11/25/94	Sacramento	105-108	L	
	11/4/04	Denver	94-92	W		12/1/88	Sacramento	133-126	W	
	11/8/00	Denver	109-107	W		3/7/88	Sacramento	114-116	L	
	2/15/00	Minnesota	107-104	W		KANSAS CITY (1-0)	3/18/81	Kansas City	126-124*	W
	2/5/00	Denver	97-105	L		SAN ANTONIO (2-3)	4/16/95	Denver	109-112	L
	12/28/96	Minnesota	96-103	L		11/7/92	Denver	125-121*	W	
	1/3/95	Minnesota	108-99*	W		4/8/88	San Antonio	129-124	W	
	3/31/92	Denver	114-121	L		2/17/87	San Antonio	116-131	L	
	NEW YORK (1-3)	1/21/12	New York	119-114*		W	2/22/81	San Antonio	129-133	L
	2/28/97	Denver	108-112	L		SEATTLE (3-5)	4/6/08	Seattle	147-151*	L
	12/6/88	New York	123-124	L		2/12/06	Seattle	120-112	W	
	1/22/78	Denver	141-143	L		1/18/05	Seattle	116-110	W	
NEW ORLEANS (5-4)	12/15/17	Denver	117-111	W	3/21/03	Seattle	99-101	L		
	3/15/15	NO	118-111	W	11/5/88	Seattle	141-142	L		
	3/9/14	NO	107-111	L	11/30/85	Denver	123-131*	L		
	1/23/10	Denver	116-110	W	3/30/82	Denver	145-142	W		
	2/7/07	Denver	112-114	L	2/10/78	Seattle	123-126	L		
	12/8/21	NO	120-114	W	TORONTO (0-5)	11/18/16	Denver	111-113	L	
3/6/22	Denver	138-130	W	12/8/14	Toronto	107-112	L			
CHARLOTTE (0-2)	1/13/97	Denver	100-102	L	12/7/01	Toronto	96-98	L		
	3/26/96	Denver	112-119*	L	3/19/98	Toronto	103-104	L		
ORLANDO (1-1)	12/5/18	Orlando	124-118	W	2/25/97	Denver	122-124	L		
	1/20/95	Denver	108-112	L	UTAH (4-4)	8/8/20	Denver	134-132*	W	
3/8/20	OKC	121-113	W	2/6/08		Denver	115-118	L		
3/30/18	OKC	126-125	W	4/18/00		Denver	105-104	W		
11/25/16	Denver	129-132	L	1/6/90		Denver	120-123	L		
1/20/13	Denver	121-118	W	1/21/86		Utah	114-117	L		
PHILADELPHIA (1-2)	2/19/12	OKC	118-124	L	11/28/81	Denver	131-124	W		
	1/18/12	Philadelphia	108-104	W	10/12/80	Denver	121-125	L		
	11/15/78	Philadelphia	103-109	L	1/10/78	Denver	115-110	W		
PHOENIX (11-2)	3/9/77	Philadelphia	125-129	L	WASHINGTON (0-3)	1/25/15	Denver	115-117	L	
	1/23/21	Phoenix	120-112*	W		12/16/77	Denver	112-117	L	
	1/22/21	Phoenix	130-126	W		3/2/77	Washington	113-115	L	
	10/25/19	Denver	108-107	W						
	2/18/14	Denver	107-112	L						
	1/15/09	Denver	119-113	W						
	1/15/09	Denver	119-113	W						
	1/10/06	Denver	139-137#	W						
	11/2/99	Denver	107-102	W						
	12/23/96	Phoenix	112-109	W						
	11/15/95	Phoenix	137-127#	W						
	1/10/87	Denver	127-120	W						
	12/26/83	Phoenix	133-140	L						
	3/27/82	Denver	140-134*	W						
	3/17/82	Phoenix	135-133	W						
	PORTLAND (6-5)	10/29/16	Denver	113-115	L					
		1/15/13	Denver	115-111	W					
2/25/11		Portland	106-107	L						
2/4/08		Portland	105-103	W						
2/2/07		Denver	114-107	W						
4/10/04		Denver	110-100	W						
3/9/02		Denver	109-106	W						
1/18/94		Denver	103-104	L						
4/22/88		Portland	135-141	L						
3/17/88		Denver	116-115	W						
1/26/87		Portland	141-145	L						

*-Indicates double-overtime game
 #-Indicates triple-overtime game





NUGGETS OVERTIME RECORD (REGULAR SEASON SINCE 1976-77)

YEAR	HOME	ROAD	TOTAL	YEAR	HOME	ROAD	TOTAL
76-77	0-0	0-3	0-3	98-99	1-0	0-0	1-0
77-78	2-2	0-2	2-4	99-00	4-1	1-1	5-2
78-79	0-0	0-1	0-1	00-01	1-1	1-1	2-2
79-80	0-1	2-1	2-2#	01-02	2-2	0-1	2-3
80-81	0-2	4-2	4-4***	02-03	1-0	0-1	1-1
81-82	3-1	1-0	4-1*	03-04	1-1	0-0	1-1
82-83	1-1	0-0	1-1	04-05	1-0	2-0	3-0
83-84	0-1	0-2	0-3#	05-06	2-2	2-2	4-4#
84-85	1-0	2-1	3-1**	06-07	1-1	1-1	2-2
85-86	0-1	0-1	0-2*	07-08	1-1	2-1	3-2**
86-87	1-0	1-2	2-2	08-09	1-0	1-0	2-0
87-88	1-0	1-2	2-2	09-10	2-0	2-0	4-0
88-89	1-1	1-3	2-4*	10-11	0-0	0-1	0-1
89-90	0-2	2-1	2-3	11-12	3-0	2-2	5-2
90-91	0-2	0-0	0-2	12-13	2-0	2-2	4-2
91-92	2-2	0-0	2-2	13-14	0-1	0-2	0-3
92-93	1-1	0-2	1-3**	14-15	0-3	2-1	2-4
93-94	1-1	0-0	1-1*	15-16	2-1	0-3	2-4
94-95	1-4	3-1	4-5***	16-17	0-3	0-0	0-3
95-96	0-1	2-0	2-1*#	17-18	2-1	1-2	3-3*
96-97	2-4	1-3	3-7	18-19	0-0	2-0	2-0
97-98	0-1	0-1	0-2	19-20	2-1	3-2	5-3*
				20-21	2-2	2-0	4-2**
				21-22	2-1	1-1	3-2
				TOTAL	46-47	44-48	90-95

* Indicates double-overtime game
(Nuggets are 9-9 all-time in double-overtime games)
Indicates triple-overtime game
(Nuggets are 3-1 all-time in double-overtime games)

NUGGETS YEAR-BY-YEAR INJURIES

YEAR	NUMBER OF PLAYERS	MISSED GAMES	YEAR	NUMBER OF PLAYERS	MISSED GAMES
77-78	6	NA	99-00	15	236
78-79	NA	NA	00-01	14	287
79-80	7	NA	01-02	17	262
80-81	10	NA	02-03	12	213
81-82	8	NA	03-04	11	218
82-83	6	NA	04-05	13	260
83-84	9	NA	05-06	10	237
84-85	7	NA	06-07	11	150
85-86	9	39	07-08	10	183
86-87	8	131	08-09	10	154
87-88	8	168	09-10	10	98
88-89	12	221	10-11	14	143
89-90	9	99	11-12	12	126
90-91	12	276*	12-13	9	116
91-92	11	146	13-14	11	274
92-93	10	232	14-15	11	129
93-94	18	118	15-16	12	225
94-95	11	233	16-17	12	155
95-96	10	169	17-18	13	138
96-97	11	272	18-19	13	278
97-98	12	241	19-20	13	155
98-99	9	117	20-21	15	206
			21-22	18	354





1967-68 GAME-BY-GAME RESULTS

NO.	DATE	OPPONENT	W-L	SCORE	HOME	ROAD	TOTAL
1	10/15	ANAHEIM	W	110-105	1-0	0-0	1-0
2	10/17	HOUSTON	L	85-102	1-1	0-0	1-1
3	10/19	@Oakland	W	104-91	1-1	1-0	2-1
4	10/20	@Oakland at St. Joe's	L	102-112	1-1	1-1	2-2
5	10/27	@Pittsburgh	L	77-91	1-1	1-2	2-3
6	10/28	@New Jersey	W	126-109	1-1	2-2	3-3
7	11/1	PITTSBURGH	L	103-112*	1-2	2-2	3-4
8	11/6	ANAHEIM	W	121-100	2-2	2-2	4-4
9	11/8	OAKLAND	W	118-97	3-2	2-2	5-4
10	11/10	HOUSTON	W	88-86*	4-2	2-2	6-4
11	11/11	@New Orleans	L	107-131	4-2	2-3	6-5
12	11/12	INDIANA	W	110-103	5-2	2-3	7-5
13	11/16	@Minnesota	L	106-124	5-2	2-4	7-6
14	11/17	@New Jersey	W	120-104	5-2	3-4	8-6
15	11/19	MINNESOTA	L	96-97	5-3	3-4	8-7
16	11/21	@New Orleans	L	90-107	5-3	3-5	8-8
17	11/22	@Houston	L	100-106	5-3	3-6	8-9
18	11/24	OAKLAND	L	90-113	5-4	3-6	8-10
19	11/25	PITTSBURGH	W	119-99	6-4	3-6	9-10
20	11/26	PITTSBURGH	W	112-99	7-4	3-6	10-10
21	11/28	OAKLAND	W	126-108	8-4	3-6	11-10
22	11/30	@Houston	W	98-92	8-4	4-6	12-10
23	12/3	ANAHEIM	W	100-87	9-4	4-6	13-10
24	12/4	@Kentucky	L	85-107	9-4	4-7	13-11
25	12/5	@Pittsburgh	L	98-101	9-4	4-8	13-12
26	12/7	@Indiana	L	99-110	9-4	4-9	13-13
27	12/9	ANAHEIM	W	116-96	10-4	4-9	14-13
28	12/13	NEW JERSEY	W	111-92	11-4	4-9	15-13
29	12/14	@Anaheim at Fresno	L	93-96	11-4	4-10	15-14
30	12/15	NEW ORLEANS	L	93-100	11-5	4-10	15-15
31	12/18	INDIANA	W	126-104	12-5	4-10	16-15
32	12/21	@Oakland	L	94-116	12-5	4-11	16-16
33	12/22	@Anaheim	L	102-108	12-5	4-12	16-17
34	12/26	OAKLAND	W	102-95	13-5	4-12	17-17
35	12/27	@Houston	W	108-82	13-5	5-12	18-17
36	12/28	NEW JERSEY	W	119-102	14-5	5-12	19-17
37	12/30	HOUSTON	W	96-80	15-5	5-12	20-17
38	1/1	INDIANA	W	98-80	16-5	5-12	21-17
39	1/3	@Houston	L	83-89	16-5	5-13	21-18
40	1/4	NEW ORLEANS	W	122-107	17-5	5-13	22-18
41	1/10	KENTUCKY	W	99-83	18-5	5-13	23-18
42	1/11	@Houston	W	100-93	18-5	6-13	24-18
43	1/16	MINNESOTA	W	111-94	19-5	6-13	25-18
44	1/18	NEW ORLEANS	W	126-97	20-5	6-13	26-18
45	1/19	@Anaheim	W	117-110	20-5	7-13	27-18
46	1/21	@Anaheim	W	112-85	20-5	8-13	28-18
47	1/24	KENTUCKY	L	100-101	20-6	8-13	28-19
48	1/26	NEW ORLEANS	W	104-97	21-6	8-13	29-19
49	1/27	@Dallas	W	112-101	21-6	9-13	30-19
50	1/29	DALLAS	L	107-110*	21-6	9-14	30-20
51	1/30	@Oakland	W	137-113	21-6	10-14	31-20
52	1/31	@Anaheim	L	105-112	21-6	10-15	31-21
53	2/4	NEW ORLEANS	L	100-105	21-7	10-15	31-22
54	2/7	DALLAS	W	97-87	22-7	10-15	32-22
55	2/8	@Indiana at Kok	W	98-91	22-7	11-15	33-22
56	2/9	@Kentucky at Louis	L	99-106*	22-7	11-16	33-23
57	2/11	@New Orleans	L	90-98	22-7	11-17	33-24
58	2/12	@Dallas	L	101-114	22-7	11-18	33-25
59	2/15	ANAHEIM	W	142-10	23-7	11-18	34-25
60	2/16	@Dallas	L	112-116	23-7	11-19	34-26
61	2/17	KENTUCKY	W	116-106	24-7	11-19	35-26
62	2/18	@Pittsburgh	L	92-103	24-7	11-20	35-27
63	2/20	@Minnesota	L	117-119	24-7	11-21	35-28
64	2/21	@Indiana	L	110-123	24-7	11-22	35-29
65	2/23	@New Orleans	W	108-102	24-7	12-22	36-29
66	2/24	NEW JERSEY	W	110-108	25-7	12-22	37-29
67	2/26	HOUSTON	W	115-92	26-7	12-22	38-29
68	3/3	@Oakland	W	115-95	26-7	13-22	39-29
69	3/4	DALLAS	W	108-98	27-7	13-22	40-29
70	3/6	MINNESOTA	W	102-100	28-7	13-22	41-29
71	3/9	@Kentucky at Louis	L	102-107	28-7	13-23	41-30
72	3/11	DALLAS	W	119-105	29-7	13-23	42-30
73	3/12	OAKLAND	W	112-92	30-7	13-23	43-30
74	3/13	@New Jersey	L	87-96	30-7	13-24	43-31
75	3/15	@Minnesota	L	95-106	30-7	13-25	43-32
76	3/16	@Dallas	L	96-108	30-7	13-26	43-33
77	3/18	NEW ORLEANS	W	108-101	31-7	13-26	44-33
78	3/22	DALLAS	W	110-92	32-7	13-26	45-33

* Denotes number of overtime periods.





1968-69 GAME-BY-GAME RESULTS

NO.	DATE	OPPONENT	W-L	SCORE	HOME	ROAD	TOTAL
1	10/29	@New York	L	89-108	0-0	0-1	0-1
2	10/30	@Kentucky	L	100-123	0-0	0-2	0-2
3	10/31	@Indiana	L	100-122	0-0	0-3	0-3
4	11/2	@Oakland	L	106-120*	0-0	0-4	0-4
5	11/6	INDIANA	W	109-107	1-0	0-4	1-4
6	11/7	DALLAS	W	98-95	2-0	0-4	2-4
7	11/12	OAKLAND	W	134-127	3-0	0-4	3-4
8	11/14	HOUSTON	W	105-89	4-0	0-4	4-4
9	11/16	@Dallas	L	95-110	4-0	0-5	4-5
10	11/19	@Minnesota	W	126-121	4-0	1-5	5-5
11	11/20	@Kentucky	L	101-109	4-0	1-6	5-6
12	11/21	OAKLAND	L	114-125	4-1	1-6	5-7
13	11/26	@Dallas	W	115-109	4-1	2-6	6-7
14	11/27	HOUSTON	W	126-107	5-1	2-6	7-7
15	11/29	@New Orleans	L	128-131	5-1	2-7	7-8
16	11/30	@Miami	W	129-122	5-1	3-7	8-8
17	12/1	@Houston	L	106-108	5-1	3-8	8-9
18	12/3	NEW YORK	W	127-108	6-1	3-8	9-9
19	12/5	MINNESOTA	W	119-118	7-1	3-8	10-9
20	12/8	MIAMI	W	121-113	8-1	3-8	11-9
21	12/10	DALLAS	L	101-107	8-2	3-8	11-10
22	12/13	NEW ORLEANS	W	127-108	9-2	3-8	12-10
23	12/15	LOS ANGELES	W	113-110*	10-2	3-8	13-10
24	12/18	@Houston	W	111-102*	10-2	4-8	14-10
25	12/19	KENTUCKY	W	116-95	11-2	4-8	15-10
26	12/21	@Los Angeles	L	119-124	11-2	4-9	15-11
27	12/22	NEW ORLEANS	W	122-96	12-2	4-9	16-11
28	12/25	@New York	W	129-110	13-2	4-9	17-11
29	12/28	LOS ANGELES	W	127-112	14-2	4-9	18-11
30	12/29	DALLAS	W	102-92	15-2	4-9	19-11
31	1/2	HOUSTON	W	120-102	16-2	4-9	20-11
32	1/4	DALLAS	W	115-90	17-2	4-9	21-11
33	1/5	@Minnesota	L	111-120	17-2	4-10	21-12
34	1/8	@Los Angeles	L	112-117	17-2	4-11	21-13
35	1/9	@Oakland	L	115-136	17-2	4-12	21-14
36	1/11	@Oakland	L	105-108	17-2	4-13	21-15
37	1/12	HOUSTON	W	124-117	18-2	4-13	22-15
38	1/15	@New Orleans at Jacks.	W	112-107	18-2	5-13	23-15
39	1/16	@New Orleans	L	106-136	18-2	5-14	23-16
40	1/17	LOS ANGELES	W	120-102	19-2	5-14	24-16
41	1/19	DALLAS	W	111-88	20-2	5-14	25-16
42	1/22	NEW YORK	W	124-103	21-2	5-14	26-16
43	1/24	LOS ANGELES	L	120-128	21-2	5-15	26-17
44	1/25	@Indiana	L	122-131	21-2	5-16	26-18
45	1/26	@Miami	L	97-108	21-2	5-17	26-19
46	1/29	INDIANA	W	131-128	22-2	5-17	27-19
47	1/30	NEW YORK	W	128-103	23-2	5-17	28-19
48	2/1	@Oakland	L	114-124	23-2	5-18	28-20
49	2/2	@Oakland	W	119-105	23-2	6-18	29-20
50	2/4	MINNESOTA	L	99-112	23-2	6-19	29-21
51	2/5	@Indiana	L	109-125	23-2	6-20	29-22
52	2/7	@Minnesota	W	110-106	23-2	7-20	30-22
53	2/8	@New York	W	119-115	23-2	8-20	31-22
54	2/11	MIAMI	W	108-98	24-2	8-20	32-22
55	2/14	INDIANA	W	112-103	25-2	8-20	33-22
56	2/16	NEW ORLEANS	W	105-94	26-2	8-20	34-22
57	2/18	OAKLAND	L	116-118*	26-2	8-21	34-23
58	2/23	MIAMI	L	106-109	26-3	8-21	34-24
59	2/25	NEW ORLEANS	L	106-121	26-4	8-21	34-25
60	2/26	@Houston	L	122-136	26-4	8-22	34-26
61	2/27	@Los Angeles	W	115-101	26-4	9-22	35-26
62	3/2	NEW ORLEANS	W	147-120	27-4	9-22	36-26
63	3/4	MINNESOTA	W	126-120	28-4	9-22	37-26
64	3/6	KENTUCKY	W	123-114	29-4	9-22	38-26
65	3/8	@Dallas	L	111-121	29-4	9-23	38-27
66	3/9	LOS ANGELES	W	118-103	30-4	9-23	39-27
67	3/12	@Los Angeles	L	122-125*	30-4	9-24	39-28
68	3/13	@Los Angeles	L	119-142	30-4	9-25	39-29
69	3/16	OAKLAND	W	131-119	31-4	9-25	40-29
70	3/18	@Miami	W	123-119	31-4	10-25	41-29
71	3/19	@Kentucky	L	106-131	31-4	10-26	41-30
72	3/21	HOUSTON	W	133-123	32-4	10-26	42-30
73	3/22	@Dallas	L	99-127	32-4	10-27	42-31
74	3/24	@Houston	L	115-124	32-4	10-28	42-32
75	3/25	@New Orleans	L	100-112	32-4	10-29	42-33
76	3/28	@Dallas	L	123-134	32-4	10-30	42-34
77	3/29	HOUSTON	W	121-99	33-4	10-30	43-34
78	4/1	KENTUCKY	W	94-90	34-4	10-30	44-34

* Denotes number of overtime periods.





1969-70 GAME-BY-GAME RESULTS

NO.	DATE	OPPONENT	W-L	SCORE	HOME	ROAD	TOTAL
1	10/19	NEW ORLEANS	L	103-109	0-1	0-0	0-1
2	10/21	@Dallas	L	108-120	0-1	0-1	0-2
3	10/22	@Indiana	L	107-117	0-1	0-2	0-3
4	10/24	@New York	L	91-97	0-1	0-3	0-4
5	10/25	@Washington	L	82-99	0-1	0-4	0-5
6	10/26	PITTSBURGH	L	105-127	0-2	0-4	0-6
7	10/28	@Los Angeles	L	118-126	0-2	0-5	0-7
8	10/31	WASHINGTON	W	116-106	1-2	0-5	1-7
9	11/1	LOS ANGELES	W	121-88	2-2	0-5	2-7
10	11/5	@New Orleans	L	105-119	2-2	0-6	2-8
11	11/6	@Kentucky	L	119-145	2-2	0-7	2-9
12	11/7	@Carolina	L	104-105	2-2	0-8	2-10
13	11/8	@Indiana	L	96-99	2-2	0-9	2-11
14	11/12	@Pittsburgh	W	125-114	2-2	1-9	3-11
15	11/13	@Kentucky	L	104-109*	2-2	1-10	3-12
16	11/14	NEW YORK	W	100-83	3-2	1-10	4-12
17	11/16	DALLAS	W	89-87	4-2	1-10	5-12
18	11/18	INDIANA	L	105-108	4-3	1-10	5-13
19	11/21	@Dallas	W	103-100	4-3	2-10	6-13
20	11/26	@New Orleans	L	105-109	4-3	2-11	6-14
21	11/28	@Dallas	W	109-103	4-3	3-11	7-14
22	11/29	@New Orleans	L	101-105**	4-3	3-12	7-15
23	11/30	@Miami	L	98-103	4-3	3-13	7-16
24	12/2	@Pittsburgh	W	127-101	4-3	4-13	8-16
25	12/3	@Washington	L	87-99	4-3	4-14	8-17
26	12/6	@Washington	W	108-97	4-3	5-14	9-17
27	12/7	@New York	L	96-102	4-3	5-15	9-18
28	12/8	@New Orleans	L	99-105*	4-3	5-16	9-19
29	12/11	WASHINGTON	L	113-126	4-4	5-16	9-20
30	12/14	@Los Angeles	W	122-101	4-4	6-16	10-20
31	12/18	NEW YORK	W	108-105*	5-4	6-16	11-20
32	12/19	@New Orleans	L	97-102	5-4	6-17	11-21
33	12/20	@Miami	W	123-114	5-4	7-17	12-21
34	12/23	DALLAS	W	102-96	6-4	7-17	13-21
35	12/26	MIAMI	W	141-122	7-4	7-17	14-21
36	12/28	KENTUCKY	W	135-112	8-4	7-17	15-21
37	12/30	LOS ANGELES	W	123-116	9-4	7-17	16-21
38	1/2	WASHINGTON	W	129-113	10-4	7-17	17-21
39	1/4	DALLAS	W	122-85	11-4	7-17	18-21
40	1/6	@Los Angeles at Fresno	W	120-112	11-4	8-17	19-21
41	1/7	@Washington at LA	W	129-118	11-4	9-17	20-21
42	1/9	LOS ANGELES	W	124-119	12-4	9-17	21-21
43	1/13	PITTSBURGH	W	138-122	13-4	9-17	22-21
44	1/15	DALLAS	W	126-123	14-4	9-17	23-21
45	1/18	CAROLINA	W	135-112	15-4	9-17	24-21
46	1/22	WASHINGTON	W	130-121	16-4	9-17	25-21
47	1/25	DALLAS	W	127-118	17-4	9-17	26-21
48	1/30	@New York	L	98-115	17-4	9-18	26-22
49	1/31	@Carolina	W	109-104	17-4	10-18	27-22
50	2/1	INDIANA	L	105-118	17-5	10-18	27-23
51	2/2	@Los Angeles at Witc.	W	115-113	17-5	11-18	28-23
52	2/3	@Washington at Albany	L	125-142	17-5	11-19	28-24
53	2/5	NEW ORLEANS	W	125-98	18-5	11-19	29-24
54	2/6	@Los Angeles	L	103-117	18-5	11-20	29-25
55	2/8	MIAMI	W	115-103	19-5	11-20	30-25
56	2/12	KENTUCKY	W	125-111	20-5	11-20	31-25
57	2/18	at Los Angeles	W	118-107	21-5	11-20	32-25
58	2/22	NEW ORLEANS	W	113-107	22-5	11-20	33-25
59	2/25	CAROLINA	W	120-110	23-5	11-20	34-25
60	2/27	INDIANA	W	132-100	24-5	11-20	35-25
61	3/1	WASHINGTON	W	137-128	25-5	11-20	36-25
62	3/3	@Dallas	L	130-142	25-5	11-21	36-26
63	3/4	@Los Angeles	L	122-135	25-5	11-22	36-27
64	3/5	PITTSBURGH	W	114-97	26-5	11-22	37-27
65	3/7	@Washington	L	128-144	26-5	11-23	37-28
66	3/8	NEW ORLEANS	W	108-103**	27-5	11-23	38-28
67	3/10	@Dallas	L	116-124	27-5	11-24	38-29
68	3/11	WASHINGTON	W	126-106	28-5	11-24	39-29
69	3/12	@New Orleans	L	105-113	28-5	11-25	39-30
70	3/13	@Carolina	W	103-98	28-5	12-25	40-30
71	3/15	@Miami	W	126-111	28-5	13-25	41-30
72	3/17	@Kentucky	L	110-119	28-5	13-26	41-31
73	3/18	@Indiana	W	128-112	28-5	14-26	42-31
74	3/19	@Pittsburgh	L	92-94	28-5	14-27	42-32
75	3/21	CAROLINA	W	128-105	29-5	14-27	43-32
76	3/27	NEW ORLEANS	W	113-110	30-5	14-27	44-32
77	3/28	@Dallas	L	126-150	30-5	14-28	44-33
78	3/31	LOS ANGELES	W	119-98	31-5	14-28	45-33
79	4/3	NEW YORK	W	105-102	32-5	14-28	46-33
80	4/5	KENTUCKY	W	112-98	33-5	14-28	47-33
81	4/8	DALLAS	W	152-113	34-5	14-28	48-33
82	4/10	MIAMI	W	145-141	35-5	14-28	49-33
83	4/12	NEW ORLEANS	W	132-123	36-5	14-28	50-33
84	4/15	LOS ANGELES	W	152-116	37-5	14-28	51-33

* Denotes number of overtime periods.





1970-71 GAME-BY-GAME RESULTS

NO.	DATE	OPPONENT	W-L	SCORE	HOME	ROAD	TOTAL
1	10/14	@Utah	L	99-134	0-0	0-1	0-1
2	10/16	@Indiana	L	103-115	0-0	0-2	0-2
3	10/17	@Kentucky	L	103-109	0-0	0-3	0-3
4	10/21	TEXAS	W	133-115	1-0	0-3	1-3
5	10/23	PITTSBURGH	L	123-127	1-1	0-3	1-4
6	10/25	INDIANA	W	122-116*	2-1	0-3	2-4
7	10/27	MEMPHIS	L	94-102	2-2	0-3	2-5
8	10/31	@Utah	L	113-122	2-2	0-4	2-6
9	11/1	UTAH	L	111-117	2-3	0-4	2-7
10	11/6	@Kentucky	L	114-131	2-3	0-5	2-8
11	11/7	@Virginia	L	133-138**	2-3	0-6	2-9
12	11/8	@New York	L	104-114	2-3	0-7	2-10
13	11/10	@Floridians	W	119-116	2-3	0-8	2-11
14	11/15	UTAH	W	110-107	3-3	0-8	3-11
15	11/18	INDIANA	L	114-119	3-4	0-8	3-12
16	11/20	NEW YORK	W	121-103	4-4	0-8	4-12
17	11/22	MEMPHIS	L	121-141	4-5	0-8	4-13
18	11/24	UTAH	L	102-115	4-6	0-8	4-14
19	11/25	@Kentucky	L	138-153	4-6	0-9	4-15
20	11/26	@Pittsburgh	W	130-124	4-6	1-9	5-15
21	11/29	@Indiana	L	107-130	4-6	1-10	5-16
22	11/30	@Memphis	W	103-93	4-6	2-10	6-16
23	12/3	VIRGINIA	W	124-111	5-6	2-10	7-16
24	12/4	@Texas	L	134-141	5-6	2-11	7-17
25	12/6	KENTUCKY	L	125-140	5-6	2-12	7-18
26	12/9	@Virginia at N.Y.	L	109-113	5-6	2-13	7-19
27	12/10	PITTSBURGH	W	131-109	6-6	2-13	8-19
28	12/11	@Memphis	L	100-102	6-6	2-14	8-20
29	12/15	CAROLINA	W	126-116	7-6	2-14	9-20
30	12/17	MEMPHIS	W	108-99	8-6	2-14	10-20
31	12/18	@Pittsburgh	L	121-143	8-6	2-15	10-21
32	12/19	@Carolina	L	124-128	8-6	2-16	10-22
33	12/22	@Memphis	W	104-102	8-6	3-16	11-22
34	12/23	FLORIDIANS	W	109-102	9-6	3-16	12-22
35	12/26	VIRGINIA	L	120-122	9-7	3-16	12-23
36	12/29	INDIANA	W	116-106	10-7	3-16	13-23
37	12/30	CAROLINA	L	132-136	10-8	3-16	13-24
38	1/3	TEXAS	W	129-124*	11-8	3-16	14-24
39	1/5	UTAH	L	99-114	11-9	3-16	14-25
40	1/7	PITTSBURGH	L	116-131	11-10	3-16	14-26
41	1/8	@Texas	W	129-124*	11-10	4-16	15-26
42	1/10	CAROLINA	W	124-118	12-10	4-16	16-26
43	1/12	TEXAS	W	120-112	13-10	4-16	17-26
44	1/15	@Carolina	L	114-125	13-10	4-17	17-27
45	1/16	@Virginia	L	121-141	13-10	4-18	17-28
46	1/17	TEXAS	W	129-123	14-10	4-18	18-28
47	1/19	@Texas	L	127-148	14-10	4-19	18-29
48	1/20	@Memphis	L	103-120	14-10	4-20	18-30
49	1/21	INDIANA	L	106-118	14-11	4-20	18-31
50	1/24	KENTUCKY	W	119-116	15-11	4-20	19-31
51	1/27	@Utah	L	105-111	15-11	4-21	19-32
52	1/29	@Indiana	L	123-127	15-11	4-22	19-33
53	1/30	@Carolina	L	109-114	15-11	4-23	19-34
54	1/31	INDIANA	L	104-124	15-12	4-23	19-35
55	2/3	TEXAS	L	119-127	15-13	4-23	19-36
56	2/5	FLORIDIANS	W	132-120	16-13	4-23	20-36
57	2/6	@Pittsburgh	W	115-114	16-13	5-23	21-36
58	2/7	@Indiana	W	133-131*	16-13	6-23	22-36
59	2/10	MEMPHIS	L	106-123	16-14	6-23	22-37
60	2/12	KENTUCKY	L	138-142	16-15	6-23	22-38
61	2/14	NEW YORK	L	117-118	16-16	6-23	22-39
62	2/16	MEMPHIS	W	125-120	17-16	6-23	23-39
63	2/21	UTAH	L	107-120	17-17	6-23	23-40
64	2/23	@Utah	L	103-133	17-17	6-24	23-41
65	2/24	@Floridians	L	110-112	17-17	6-25	23-42
66	2/26	@Texas	W	142-120	17-17	7-25	24-42
67	2/27	@New York	L	115-122	17-17	7-26	24-43
68	2/28	@Memphis	W	118-111	17-17	8-26	25-43
69	3/3	@Utah	L	106-139	17-17	8-27	25-44
70	3/5	@Texas	L	153-158***	17-17	9-27	26-44
71	3/7	@Floridians	W	142-141*	17-17	10-27	27-44
72	3/9	@Texas	W	146-127	17-17	11-27	28-44
73	3/10	FLORIDIANS	L	113-116	17-18	11-27	28-45
74	3/12	@New York	L	127-132	17-18	11-28	28-46
75	3/14	@Indiana	L	121-131	17-18	11-29	28-47
76	3/16	MEMPHIS	L	118-127	17-19	11-29	28-48
77	3/18	UTAH	L	123-124	17-20	11-29	28-49
78	3/23	@Utah	L	117-124	17-20	11-30	28-50
79	3/24	@Memphis	L	118-132	17-20	11-31	28-51
80	3/25	INDIANA	L	110-129	17-21	11-31	28-52
81	3/27	TEXAS	W	120-118	18-21	11-31	29-52
82	3/28	@Indiana	L	126-146	18-21	11-32	29-53
83	3/30	VIRGINIA	W	129-119	19-21	11-32	30-53
84	3/31	NEW YORK	W	132-121	20-21	11-32	31-53
%	4/1	TEXAS	L	109-115			

* Denotes number of overtime periods. % Denotes Division Tiebreaker





1971-72 GAME-BY-GAME RESULTS

NO.	DATE	OPPONENT	W-L	SCORE	HOME	ROAD	TOTAL
1	10/13	@Utah	L	121-135	0-0	0-1	0-1
2	10/15	@Indiana	L	104-115	0-0	0-2	0-2
3	10/16	@Pittsburgh	L	136-140*	0-0	0-3	0-3
4	10/19	INDIANA	L	117-122	0-1	0-3	0-4
5	10/23	NEW YORK	W	100-96	1-1	0-3	1-4
6	10/26	MEMPHIS	W	115-100	2-1	0-3	2-4
7	10/29	DALLAS	W	119-111	3-1	0-3	3-4
8	10/30	@Kentucky at Louisville	L	105-133	3-1	0-4	3-5
9	10/31	@Memphis	L	106-117	3-1	0-5	3-6
10	11/2	PITTSBURGH	W	133-114	4-1	0-5	4-6
11	11/9	@Kentucky at Ind.	L	96-106	4-1	0-6	4-7
12	11/11	UTAH	L	106-112	4-2	0-6	4-8
13	11/13	DALLAS	L	92-97	4-3	0-6	4-9
14	11/16	INDIANA	W	111-108	5-3	0-6	5-9
15	11/17	@Carolina	L	101-113	5-3	0-7	5-10
16	11/19	@Virginia	W	115-113	5-3	1-7	6-10
17	11/20	FLORIDIANS	W	117-97	6-3	1-7	7-10
18	11/23	@Dallas	L	101-104	6-3	1-8	7-11
19	11/24	@FLORIDIANS	L	129-133**	6-3	1-9	7-12
20	11/26	@Indiana	L	96-110	6-3	1-10	7-13
21	11/27	MEMPHIS	W	128-109	7-3	1-10	8-13
22	11/30	DALLAS	W	106-91	8-3	1-10	9-13
23	12/4	KENTUCKY	L	106-109	8-4	1-10	9-14
24	12/5	@Pittsburgh	W	118-114	9-4	1-10	10-14
25	12/7	@Floridians	L	105-107	9-4	1-11	10-15
26	12/8	@Memphis	L	91-109	9-4	1-12	10-16
27	12/10	@Utah at Logan	L	102-110	9-4	1-13	10-17
28	12/11	CAROLINA	W	130-125	10-4	1-13	11-17
29	12/14	NEW YORK	W	119-118	11-4	1-13	12-17
30	12/17	@Utah	L	109-136	11-4	1-14	12-18
31	12/18	@Memphis	L	94-103	11-4	1-15	12-19
32	12/21	INDIANA	W	113-109	12-4	1-15	13-19
33	12/23	@Indiana	L	101-104	12-4	1-16	13-20
34	12/28	PITTSBURGH	W	114-105	13-4	1-16	14-20
35	12/30	UTAH	L	98-103	13-5	1-16	14-21
36	12/31	@Memphis at Dallas	W	108-91	13-5	2-16	15-21
37	1/2	DALLAS	W	103-84	14-5	2-16	16-21
38	1/4	KENTUCKY	L	103-106	14-6	2-16	16-22
39	1/7	@New York	W	107-104	14-6	3-16	17-22
40	1/8	@Memphis at Jacks.	L	122-134	14-6	3-17	17-23
41	1/11	INDIANA	L	99-114	14-6	3-18	17-24
42	1/12	@Dallas	L	102-107	14-6	3-19	17-25
43	1/13	@Pittsburgh	L	116-118	14-6	3-20	17-26
44	1/15	@Virginia at Richmond	L	107-116	14-6	3-21	17-27
45	1/16	UTAH	W	110-102	15-6	3-21	18-27
46	1/19	DALLAS	W	116-92	16-6	3-21	19-27
47	1/21	@Memphis	W	110-98	16-6	4-21	20-27
48	1/22	@Dallas	L	93-94	16-6	4-22	20-28
49	1/23	VIRGINIA	W	130-123	17-6	4-22	21-28
50	1/27	@Dallas	L	98-99	17-6	4-23	21-29
51	2/1	CAROLINA	L	108-117	17-7	4-23	21-30
52	2/2	@Utah	W	122-116	18-7	4-23	22-30
53	2/4	@Dallas	L	102-118	18-7	4-24	22-31
54	2/5	@Kentucky at Louisville	L	106-117	18-7	4-25	22-32
55	2/6	INDIANA	W	115-107	19-7	4-25	23-32
56	2/8	MEMPHIS	W	136-124	20-7	4-25	24-32
57	2/9	@Virginia at Norfolk	L	111-124	20-7	4-26	24-33
58	2/11	@Carolina at W.S.	L	105-110	20-7	4-27	24-34
59	2/12	@Indiana	L	111-133	20-7	4-28	24-35
60	2/13	VIRGINIA	L	123-124	20-8	4-28	24-36
61	2/15	FLORIDIANS	W	124-125	20-9	4-28	24-37
62	2/20	PITTSBURGH	L	146-123	21-9	4-28	25-37
63	2/22	VIRGINIA	W	121-105	22-9	4-28	26-37
64	2/24	@Floridians	L	118-130	22-9	4-29	26-38
65	2/25	@New York	L	116-124	22-9	4-30	26-39
66	2/27	@Carolina at Grnsboro	W	113-105	22-9	5-30	27-39
67	3/1	FLORIDIANS	W	138-125	23-9	5-30	28-39
68	3/4	@Utah	L	130-136	23-9	5-31	28-40
69	3/5	MEMPHIS	W	137-129	24-9	5-31	29-40
70	3/7	UTAH	L	108-116	24-10	5-31	29-41
71	3/9	@Memphis	L	102-113	24-10	5-32	29-42
72	3/10	@Indiana	L	115-127	24-10	5-33	29-43
73	3/11	@New York	L	114-132	24-10	5-34	29-44
74	3/12	MEMPHIS	L	100-105	24-11	5-34	29-45
75	3/14	INDIANA	W	123-106	25-11	5-34	30-45
76	3/16	CAROLINA	W	131-121	26-11	5-34	31-45
77	3/17	@Dallas	W	91-87	26-11	6-34	32-45
78	3/19	@Utah	L	113-125	26-11	6-35	32-46
79	3/21	@Utah	L	120-132	26-11	6-36	32-47
80	3/22	@Dallas	L	96-105	26-11	6-37	32-48
81	3/24	@Indiana at Fort Wayne	W	93-92	26-11	7-37	33-48
82	3/25	@Kentucky at Louisville	L	117-134	26-11	7-38	33-49
83	3/26	NEW YORK	W	108-91	27-11	7-38	34-49
84	3/29	UTAH	L	109-112	27-12	7-38	34-50

* Denotes number of overtime periods.





1972-73 GAME-BY-GAME RESULTS

NO.	DATE	OPPONENT	W-L	SCORE	HOME	ROAD	TOTAL
1	10/12	@Utah	L	104-115	0-0	0-1	0-1
2	10/13	@San Diego	W	109-100	0-0	1-1	1-1
3	10/14	INDIANA	W	96-90	1-0	1-1	2-1
4	10/18	VIRGINIA	W	115-109	2-0	1-1	3-1
5	10/20	INDIANA	W	116-99	3-0	1-1	4-1
6	10/25	CAROLINA	L	112-118	3-1	1-1	4-2
7	10/26	@Virginia at Richmond	L	0-2	3-1	1-2	4-3
8	10/27	@New York	L	112-117	3-1	1-3	4-4
9	10/28	INDIANA	W	106-119	3-2	1-3	4-5
10	10/31	UTAH	L	116-103	4-2	1-3	5-5
11	11/1	@Utah	L	113-122	4-2	1-4	5-6
12	11/3	@Dallas	W	107-94	4-2	2-4	6-6
13	11/5	NEW YORK	W	137-107	5-2	2-4	7-6
14	11/8	VIRGINIA	L	111-116	5-3	2-4	7-7
15	11/11	MEMPHIS	W	114-111*	6-3	2-4	8-7
16	11/14	INDIANA	W	118-108	7-3	2-4	9-7
17	11/18	DALLAS	W	111-103	8-3	2-4	10-7
18	11/19	@San Diego	L	116-122*	8-3	2-5	10-8
19	11/21	UTAH	W	106-100	9-3	2-5	11-8
20	11/24	SAN DIEGO	W	130-111	10-3	2-5	12-8
21	11/29	KENTUCKY	L	113-114	10-4	2-5	12-9
22	11/30	@Utah	L	95-111	10-4	2-6	12-10
23	12/2	MEMPHIS	W	127-99	11-4	2-6	13-10
24	12/6	@Dallas	L	104-110	11-4	2-7	13-11
25	12/7	SAN DIEGO	W	108-89	12-4	2-7	14-11
26	12/8	@Carolina	L	104-107	12-4	2-8	14-12
27	12/9	@Virginia at Norfolk	L	98-101	12-4	2-9	14-13
28	12/12	@San Diego	W	110-103*	12-4	3-9	15-13
29	12/14	VIRGINIA	W	103-99	13-4	3-9	16-13
30	12/15	@Dallas	L	99-104	13-4	3-10	16-14
31	12/16	@Kentucky	L	110-117	13-4	3-11	16-15
32	12/17	@San Diego	L	104-113	13-4	3-12	16-16
33	12/19	DALLAS	W	137-115	14-4	3-12	17-16
34	12/21	NEW YORK	W	116-106	15-4	3-12	18-16
35	12/22	@Kentucky	L	116-128	15-4	3-13	18-17
36	12/26	@San Diego	W	103-101	15-4	4-13	19-17
37	12/27	VIRGINIA	W	115-113	16-4	4-13	20-17
38	12/30	NEW YORK	W	136-98	17-4	4-13	21-17
39	1/3	@Utah	L	108-130	17-4	4-14	21-18
40	1/4	DALLAS	W	125-111	18-4	4-14	22-18
41	1/7	CAROLINA	L	111-113	18-5	4-14	22-19
42	1/9	@San Diego	W	109-113	18-5	4-15	22-20
43	1/10	INDIANA	L	106-105	19-5	4-15	23-20
44	1/11	@San Diego at Dallas	W	113-109	19-5	5-15	24-20
45	1/12	@Indiana at Fort Wayne	W	128-119	19-5	6-15	25-20
46	1/16	@Indiana	L	113-130	19-5	6-16	25-21
47	1/17	@New York	L	92-102	19-5	6-17	25-22
48	1/18	@Virginia at Norfolk	L	110-116	19-5	6-18	25-23
49	1/19	@Carolina	L	113-117	19-5	6-19	25-24
50	1/21	KENTUCKY	L	111-118	19-6	6-19	25-25
51	1/23	@Utah	L	104-108	19-6	6-20	25-26
52	1/24	@Kentucky	W	98-87	19-6	7-20	26-26
53	1/26	@Memphis	L	107-114	19-6	7-21	26-27
54	1/28	NEW YORK	W	106-77	20-6	7-21	27-27
55	1/31	MEMPHIS	W	134-106	21-6	7-21	28-27
56	2/1	@Indiana	W	97-92	21-6	8-21	29-27
57	2/2	@Carolina	L	105-113	21-6	8-22	29-28
58	2/4	@Memphis	W	104-99	21-6	9-22	30-28
59	2/11	CAROLINA	W	117-108	22-6	9-22	31-28
60	2/12	@Utah	L	107-119	22-6	9-23	31-29
61	2/14	KENTUCKY	L	103-111	22-7	9-23	31-30
62	2/16	@Memphis at St. Paul	W	127-121	22-7	10-23	32-30
63	2/18	UTAH	W	109-90	23-7	10-23	33-30
64	2/21	SAN DIEGO	W	110-109	24-7	10-23	34-30
65	2/23	@Memphis	W	130-129	24-7	11-23	35-30
66	2/24	@Carolina at Charlotte	W	115-104	24-7	12-23	36-30
67	2/25	KENTUCKY	W	87-86	25-7	12-23	37-30
68	2/28	CAROLINA	L	96-104	25-8	12-23	37-31
69	3/2	@Indiana	L	105-114	25-8	12-24	37-32
70	3/3	@Dallas at Denton	W	124-106	25-8	13-24	38-32
71	3/4	UTAH	W	133-125	26-8	13-24	39-32
72	3/7	DALLAS	W	116-111	27-8	13-24	40-32
73	3/8	@New York	W	120-105	27-8	14-24	41-32
74	3/10	@Virginia at Hampton	L	103-106	27-8	14-25	41-33
75	3/11	@Kentucky	L	82-119	27-8	14-26	41-34
76	3/13	SAN DIEGO	W	114-96	28-8	14-26	42-34
77	3/17	@Dallas	L	107-124	28-8	14-27	42-35
78	3/18	DALLAS	W	122-105	29-8	14-27	43-35
79	3/20	@Memphis	W	113-97	29-8	15-27	44-35
80	3/21	@New York	W	116-101	29-8	16-27	45-35
81	3/23	INDIANA	W	101-92	30-8	16-27	46-35
82	3/24	@Indiana	L	94-116	30-8	16-28	46-36
83	3/25	DALLAS	W	114-106	31-8	16-28	47-36
84	3/27	UTAH	L	109-115	31-9	16-28	47-37

* Denotes number of overtime periods.





1973-74 GAME-BY-GAME RESULTS

NO.	DATE	OPPONENT	W-L	SCORE	HOME	ROAD	TOTAL
1	10/11	SAN DIEGO	W	135-111	1-0	0-0	1-0
2	10/12	@Kentucky at Lexington	L	100-111	1-0	0-1	1-1
3	10/13	@Virginia at Hampton	W	125-100	1-0	1-1	2-1
4	10/17	UTAH	W	112-97	2-0	1-1	3-1
5	10/19	@San Diego	W	113-100	2-0	2-1	4-1
6	10/24	@Indiana	L	89-98	2-0	2-2	4-2
7	10/26	@Carolina at Grnsboro	L	104-109*	2-0	2-3	4-3
8	10/27	@Kentucky at Louisville	L	87-90	2-0	2-4	4-4
9	10/31	NEW YORK	W	107-104	3-0	2-4	5-4
10	11/2	@Indiana	L	103-107*	3-0	2-5	5-5
11	11/3	@San Antonio	L	72-95	3-0	2-6	5-6
12	11/6	@San Diego	W	110-104	3-0	3-6	6-6
13	11/10	@San Antonio	W	88-78	3-0	4-6	7-6
14	11/13	INDIANA	W	127-109	4-0	4-6	8-6
15	11/16	@San Diego	W	130-126	4-0	5-6	9-6
16	11/17	MEMPHIS	W	112-102	5-0	5-6	10-6
17	11/20	CAROLINA	L	107-113	5-1	5-6	10-7
18	11/23	NEW YORK	L	86-128	5-2	5-6	10-8
19	11/24	@Carolina at Charlotte	W	127-122*	5-2	6-6	11-8
20	11/25	@Memphis	L	86-87	5-2	6-7	11-9
21	11/27	UTAH	L	91-103	5-3	6-7	11-10
22	11/29	@Indiana	W	127-111	5-3	7-7	12-10
23	11/30	@New York	L	102-123	5-3	7-8	12-11
24	12/1	SAN ANTONIO	W	107-86	6-3	7-8	13-11
25	12/5	SAN DIEGO	W	138-108	7-3	7-8	14-11
26	12/7	@San Antonio	L	94-116	7-3	7-9	14-12
27	12/8	UTAH	L	111-121	7-4	7-9	14-13
28	12/12	@Utah	L	112-123	7-4	7-10	14-14
29	12/15	KENTUCKY	L	114-120	7-5	7-10	14-15
30	12/19	SAN DIEGO	L	113-118	7-6	7-10	14-16
31	12/21	@Memphis	W	92-83	7-6	8-10	15-16
32	12/22	CAROLINA	W	113-108	8-6	8-10	16-16
33	12/26	@Virginia at Norfolk	L	113-118	8-6	8-11	16-17
34	12/27	@Kentucky at Cincinnati	W	105-100	8-6	9-11	17-17
35	12/29	INDIANA	L	108-114	8-7	9-11	17-18
36	1/2	SAN ANTONIO	W	110-108	9-7	9-11	18-18
37	1/3	@Indiana	L	97-100	9-7	9-12	18-19
38	1/4	@New York	L	92-109	9-7	9-13	18-20
39	1/5	SAN DIEGO	W	146-122	10-7	9-13	19-20
40	1/7	@Utah	L	108-116	10-7	9-14	19-21
41	1/9	VIRGINIA	W	119-103	11-7	9-14	20-21
42	1/11	@Carolina at Grnsboro	L	95-122	11-7	9-15	20-22
43	1/12	@Virginia at Norfolk	L	94-117	11-7	9-16	20-23
44	1/16	KENTUCKY	L	102-105	11-8	9-16	20-24
45	1/18	@San Diego	W	120-113	11-8	10-16	21-24
46	1/19	CAROLINA	W	120-110	12-8	10-16	22-24
47	1/23	MEMPHIS	W	106-99	13-8	10-16	23-24
48	1/26	UTAH	L	117-119	13-9	10-16	23-25
49	1/27	@San Antonio	L	87-93	13-9	10-17	23-26
50	2/2	VIRGINIA	W	138-120	14-9	10-17	24-26
51	2/3	INDIANA	L	102-111	14-10	10-17	24-27
52	2/5	SAN ANTONIO	W	82-79	15-10	10-17	25-27
53	2/7	MEMPHIS	W	105-94	16-10	10-17	26-27
54	2/8	@Kentucky at Cincinnati	L	105-106	16-10	10-18	26-28
55	2/9	@Indiana	W	102-97	16-10	11-18	27-28
56	2/10	SAN ANTONIO	L	90-99	16-11	11-18	27-29
57	2/12	VIRGINIA	W	125-112	17-11	11-18	28-29
58	2/13	KENTUCKY	L	115-119	17-12	11-18	28-30
59	2/15	@Memphis	L	98-102	17-12	11-19	28-31
60	2/16	@Indiana at Teh.	L	89-102	17-12	11-20	28-32
61	2/17	INDIANA	L	92-93	17-13	11-20	28-33
62	2/20	KENTUCKY	W	124-117	18-13	11-20	29-33
63	2/21	@Memphis	L	106-111	18-13	11-21	29-34
64	2/23	@Carolina at Raleigh	L	117-121	18-13	11-22	29-35
65	2/24	UTAH	W	103-91	19-13	11-22	30-35
66	2/27	INDIANA	W	118-114	20-13	11-22	31-35
67	2/28	@Utah	L	105-127	20-13	11-23	31-36
68	3/2	@San Antonio	L	104-113	20-13	11-24	31-37
69	3/3	SAN DIEGO	W	139-112	21-13	11-24	32-37
70	3/5	MEMPHIS	W	135-101	22-13	11-24	33-37
71	3/7	NEW YORK	L	100-114	22-14	11-24	33-38
72	3/8	@Utah	L	111-132	22-14	11-25	33-39
73	3/9	@San Diego	L	96-100	22-14	11-26	33-40
74	3/10	SAN DIEGO	L	99-114	22-15	11-26	33-41
75	3/13	SAN ANTONIO	L	108-111*	22-16	11-26	33-42
76	3/15	@New York	L	93-112	22-16	11-27	33-43
77	3/16	@Virginia at Norfolk	L	101-107	22-16	11-28	33-44
78	3/17	VIRGINIA	W	101-90	23-16	11-28	34-44
79	3/20	UTAH	L	107-111	23-17	11-28	34-45
80	3/22	@Utah	W	105-103	23-17	12-28	35-45
81	3/23	NEW YORK	L	100-112	23-18	12-28	35-46
82	3/24	CAROLINA	W	109-107	24-18	12-28	36-46
83	3/27	@New York	L	96-102	24-18	12-29	36-47
84	3/28	@San Antonio	W	96-92	24-18	13-29	37-47

* Denotes number of overtime periods.





1974-75 GAME-BY-GAME RESULTS

NO.	DATE	OPPONENT	W-L	SCORE	HOME	ROAD	TOTAL
1	10/18	@Kentucky	L	99-117	0-0	0-1	0-1
2	10/19	NEW YORK	W	111-103	1-0	0-1	1-1
3	10/23	@Utah	W	120-106	1-0	1-1	2-1
4	10/26	SAN DIEGO	W	137-101	2-0	1-1	3-1
5	10/29	NEW YORK	W	126-115	3-0	1-1	4-1
6	10/30	@Memphis	W	105-95	3-0	2-1	5-1
7	11/1	MEMPHIS	W	128-112	4-0	2-1	6-1
8	11/2	ST. LOUIS	W	138-106	5-0	2-1	7-1
9	11/5	UTAH	W	145-101	6-0	2-1	8-1
10	11/6	@Indiana	L	116-136	6-0	2-2	8-2
11	11/8	@St. Louis	L	121-132	6-0	2-3	8-3
12	11/9	VIRGINIA	W	130-108	7-0	2-3	9-3
13	11/10	SAN DIEGO	W	125-101	8-0	2-3	10-3
14	11/13	@San Diego	W	132-108	8-0	3-3	11-3
15	11/15	INDIANA	W	120-114	9-0	3-3	12-3
16	11/17	UTAH	W	114-91	10-0	3-3	13-3
17	11/20	@Indiana	W	117-106	10-0	4-3	14-3
18	11/22	@Virginia	W	115-110	10-0	5-3	15-3
19	11/23	@Virginia	W	122-110	10-0	6-3	16-3
20	11/24	@New York	L	90-99	10-0	6-4	16-4
21	11/26	@St. Louis	W	134-124*	10-0	7-4	17-4
22	11/27	@San Antonio	W	112-106	10-0	8-4	18-4
23	11/29	SAN ANTONIO	W	139-124	11-0	8-4	19-4
24	11/30	ST. LOUIS	W	128-109	12-0	8-4	20-4
25	12/4	@San Diego	W	114-110	12-0	9-4	21-4
26	12/5	@Utah	W	89-85	12-0	10-4	22-4
27	12/7	MEMPHIS	W	122-103	13-0	10-4	23-4
28	12/11	INDIANA	W	117-114	14-0	10-4	24-4
29	12/14	SAN DIEGO	W	121-114*	15-0	10-4	25-4
30	12/19	@Kentucky	L	107-125	15-0	10-5	25-5
31	12/20	@Virginia	W	143-123	15-0	11-5	26-5
32	12/21	SAN ANTONIO	W	119-104	16-0	11-5	27-5
33	12/26	UTAH	W	107-102	17-0	11-5	28-5
34	12/27	@San Diego	W	115-108	17-0	12-5	29-5
35	12/28	ST. LOUIS	W	128-121	18-0	12-5	30-5
36	12/29	SAN ANTONIO	W	124-121	19-0	12-5	31-5
37	1/3	INDIANA	W	120-111	20-0	12-5	32-5
38	1/5	UTAH	W	110-93	21-0	12-5	33-5
39	1/8	SAN ANTONIO	W	130-128	22-0	12-5	34-5
40	1/10	@Virginia	W	109-106*	22-0	13-5	35-5
41	1/11	@San Antonio	L	108-130	22-0	13-6	35-6
42	1/14	KENTUCKY	W	118-99	23-0	13-6	36-6
43	1/15	@San Diego	L	109-121	23-0	13-7	36-7
44	1/16	@Utah	W	115-104	23-0	14-7	37-7
45	1/18	MEMPHIS	W	126-104	24-0	14-7	38-7
46	1/19	@Kentucky	L	101-114	24-0	14-8	38-8
47	1/22	@Indiana	L	110-120	24-0	14-9	38-9
48	1/23	@San Antonio	W	127-117	24-0	15-9	39-9
49	1/24	@Utah	L	116-119*	24-0	15-10	39-10
50	1/25	VIRGINIA	W	119-99	25-0	15-10	40-10
51	1/30	@St. Louis	W	123-111	25-0	16-10	41-10
52	1/31	@New York	L	101-114	25-0	16-11	41-11
53	2/1	SAN DIEGO	W	128-111	26-0	16-11	42-11
54	2/2	@Memphis	L	103-120	26-0	16-12	42-12
55	2/5	@Indiana	W	123-113	26-0	17-12	43-12
56	2/7	@San Antonio	L	96-101	26-0	17-13	43-13
57	2/8	SAN ANTONIO	L	115-120	26-1	17-13	43-14
58	2/12	@San Diego	W	115-109	26-1	18-13	44-14
59	2/13	@Utah	W	116-112	26-1	19-13	45-14
60	2/15	KENTUCKY	W	109-107	27-1	19-13	46-14
61	2/16	NEW YORK	W	117-115*	28-1	19-13	47-14
62	2/19	@Utah	L	80-99	28-1	19-14	47-15
63	2/23	KENTUCKY	W	109-107	29-1	19-14	48-15
64	2/26	NEW YORK	W	148-114	30-1	19-14	49-15
65	2/28	@Memphis	L	105-109	30-1	19-15	49-16
66	3/1	INDIANA	L	109-124	30-2	19-15	49-17
67	3/2	@San Diego	W	133-117	30-2	20-15	50-17
68	3/4	MEMPHIS	W	133-116	31-2	20-15	51-17
69	3/6	@St. Louis	W	119-107	31-2	21-15	52-17
70	3/7	@San Antonio	W	100-95	31-2	22-15	53-17
71	3/8	SAN ANTONIO	W	156-144*	32-2	22-15	54-17
72	3/11	VIRGINIA	W	137-123	33-2	22-15	55-17
73	3/12	@Kentucky	L	103-108	33-2	22-16	55-18
74	3/14	@New York	W	102-95	33-2	23-16	56-18
75	3/16	KENTUCKY	W	128-125*	34-2	23-16	57-18
76	3/19	VIRGINIA	W	124-108	35-2	23-16	58-18
77	3/22	INDIANA	W	122-105	36-2	23-16	59-18
78	3/23	@New York	W	114-111	36-2	24-16	60-18
79	3/25	@Memphis	W	97-95	36-2	25-16	61-18
80	3/26	UTAH	W	121-109	37-2	25-16	62-18
81	3/29	ST. LOUIS	W	140-130	38-2	25-16	63-18
82	3/30	@Indiana	L	121-120	38-2	25-17	63-19
83	4/1	INDIANA	W	126-115	39-2	25-17	64-19
84	4/3	SAN DIEGO	W	148-121	40-2	25-17	65-19

* Denotes number of overtime periods.





1975-76 GAME-BY-GAME RESULTS

NO.	DATE	OPPONENT	W-L	SCORE	HOME	ROAD	TOTAL
1	10/24	@San Diego	W	120-108	0-0	1-0	1-0
2	10/25	ST. LOUIS	W	118-101	1-0	1-0	2-0
3	10/29	UTAH	W	122-117	2-0	1-0	3-0
4	10/31	@Indiana	L	99-111	2-0	1-1	3-1
5	11/2	@Kentucky	L	103-106	2-0	1-2	3-2
6	11/5	ST. LOUIS	W	111-98	3-0	1-2	4-2
7	11/6	@Utah	W	111-105	3-0	2-2	5-2
8	11/8	NEW YORK	W	128-121	4-0	2-2	6-2
9	11/11	INDIANA	W	126-117	5-0	2-2	7-2
10	11/14	KENTUCKY	W	117-111	6-0	2-2	8-2
11	11/19	@St. Louis	W	119-106	6-0	3-2	9-2
12	11/20	@Indiana	L	112-117	6-0	3-3	9-3
13	11/21	@New York	L	116-128	6-0	3-4	9-4
14	11/22	VIRGINIA	W	144-119	7-0	3-4	10-4
15	11/26	KENTUCKY	L	107-115	7-1	3-4	10-5
16	11/28	@San Antonio	W	140-136*	7-1	4-4	11-5
17	11/29	SAN ANTONIO	W	123-112	8-1	4-4	12-5
18	12/6	INDIANA	W	126-118	9-1	4-4	13-5
19	12/7	@New York	W	123-119	9-1	5-4	14-5
20	12/10	@St. Louis	W	146-137	9-1	6-4	15-5
21	12/11	@Virginia at Richmond	W	111-100	9-1	7-4	16-5
22	12/12	@Virginia at Halifax	W	110-107	9-1	8-4	17-5
23	12/15	@Virginia at Norfolk	W	131-110	9-1	9-4	18-5
24	12/17	NEW YORK	W	106-103	10-1	9-4	19-5
25	12/20	@San Antonio	L	121-132	10-1	9-5	19-6
26	12/21	INDIANA	W	122-117	11-1	9-5	20-6
27	12/26	SAN ANTONIO	L	106-117	11-2	9-5	20-7
28	12/27	NEW YORK	W	130-113	12-2	9-5	21-7
29	12/28	@Indiana	W	110-105	12-2	10-5	22-7
30	12/30	@St. Louis	L	104-106	12-2	10-6	22-8
31	12/31	KENTUCKY	W	141-137	13-2	10-6	23-8
32	1/2	INDIANA	W	137-125	14-2	10-6	24-8
33	1/3	ST. LOUIS	W	126-115	15-2	10-6	25-8
34	1/5	KENTUCKY	W	127-120	16-2	10-6	26-8
35	1/7	@San Antonio	L	118-121	16-2	10-7	26-9
36	1/9	VIRGINIA	W	155-128	17-2	10-7	27-9
37	1/12	SAN ANTONIO	W	139-122	18-2	10-7	28-9
38	1/13	NEW YORK	W	137-113	19-2	10-7	29-9
39	1/16	@Indiana	W	124-118	19-2	11-7	30-9
40	1/17	KENTUCKY	W	137-113	20-2	11-7	31-9
41	1/18	@Kentucky	L	117-119	20-2	11-8	31-10
42	1/20	@New York	L	123-134	20-2	11-9	31-11
43	1/23	SAN ANTONIO	W	131-123	21-2	11-9	32-11
44	1/30	VIRGINIA	W	136-117	22-2	11-9	33-11
45	1/31	VIRGINIA	W	129-117	23-2	11-9	34-11
46	2/1	@Kentucky	L	94-98	23-2	11-10	34-12
47	2/4	VIRGINIA	W	135-131*	24-2	11-10	35-12
48	2/6	ST. LOUIS	W	123-109	25-2	11-10	36-12
49	2/8	KENTUCKY	W	116-114	26-2	11-10	37-12
50	2/9	@New York	W	138-119	26-2	12-10	38-12
51	2/11	@San Antonio	W	137-133	26-2	13-10	39-12
52	2/14	NEW YORK	W	108-103*	27-2	13-10	40-12
53	2/15	@San Antonio	L	118-125	27-2	13-11	40-13
54	2/18	SAN ANTONIO	W	142-111	28-2	13-11	41-13
55	2/19	INDIANA	W	128-123	29-2	13-11	42-13
56	2/20	@Indiana	L	101-106	29-2	13-12	42-14
57	2/22	@New York	L	95-115	29-2	13-13	42-15
58	2/25	INDIANA	W	122-110	30-2	13-13	43-15
59	2/27	SAN ANTONIO	W	140-116	31-2	13-13	44-15
60	2/28	@San Antonio	L	122-134	31-2	13-14	44-16
61	2/29	@Kentucky	W	112-111	31-2	14-14	45-16
62	3/1	@Virginia	W	115-109	31-2	15-14	46-16
63	3/3	NEW YORK	W	121-100	32-2	15-14	47-16
64	3/5	ST. LOUIS	W	137-125	33-2	15-14	48-16
65	3/7	VIRGINIA	W	116-101	34-2	15-14	49-16
66	3/9	NEW YORK	W	128-112	35-2	15-14	50-16
67	3/10	@Indiana	L	119-129	35-2	15-15	50-17
68	3/11	@New York	L	136-141*	35-2	15-16	50-18
69	3/12	@St. Louis	L	97-101	35-2	15-17	50-19
70	3/16	ST. LOUIS	W	111-94	36-2	15-17	51-19
71	3/17	@Indiana	W	111-108	36-2	16-17	52-19
72	3/18	@New York	L	98-110	36-2	16-18	52-20
73	3/19	@Virginia	W	113-108	36-2	17-18	53-20
74	3/21	ST. LOUIS	W	131-115	37-2	17-18	54-20
75	3/23	@Kentucky	L	117-118*	37-2	17-19	54-21
76	3/24	SAN ANTONIO	L	122-135	37-3	17-19	54-22
77	3/26	INDIANA	W	138-120	38-3	17-19	55-22
78	3/27	@Virginia	W	124-123*	38-3	18-19	56-22
79	3/28	@Indiana	W	110-98	38-3	19-19	57-22
80	3/30	@St. Louis	W	133-112	38-3	20-19	58-22
81	3/31	@San Antonio	L	110-117	38-3	20-20	58-23
82	4/3	@San Antonio	L	121-129	38-3	20-21	58-24
83	4/4	INDIANA	W	140-134	39-3	20-21	59-24
84	4/7	@Kentucky	W	130-103	39-3	21-21	60-24

* Denotes number of overtime periods.





REGULAR SEASON

TEAM	SEASONS	HOME W-L	ROAD W-L	OVERALL W-L	PCT
Anaheim Amigos	1	5-0	2-3	7-3	.700
Carolina Cougars	5	11-6	5-12	16-18	.471
Dallas Chaparrals	5	24-4	7-19	31-23	.574
Floridians	2	4-2	2-4	6-6	.500
Houston Mavericks	2	8-1	5-5	13-6	.684
Indiana Pacers	9	33-13	14-31	47-44	.516
Kentucky Colonels	9	20-12	4-30	24-42	.364
Los Angeles Stars	2	10-1	4-7	14-8	.634
Memphis Pros	3	9-5	9-9	18-14	.563
Memphis Sounds	1	4-0	2-2	6-2	.750
Memphis Tams	1	4-0	1-3	5-3	.625
Miami Floridians	2	5-1	4-2	9-3	.750
Minnesota Muskies	1	2-1	0-3	2-4	.333
Minnesota Pipers	1	2-1	2-1	4-2	.667
New Jersey Americans	1	3-0	2-1	5-1	.833
New Orleans Buccaneers	3	12-4	3-12	15-16	.484
New York Nets	8	27-5	9-21	36-26	.581
Oakland Oaks	2	6-3	4-6	10-9	.526
Pittsburgh Condors	2	4-2	3-3	7-5	.583
Pittsburgh Pipers	2	4-2	2-4	6-6	.500
San Antonio Spurs	3	13-5	7-12	20-17	.540
San Diego Conquistadors	3	13-2	13-5	26-7	.788
San Diego Sails	1	—	1-0	1-0	1.000
Spirits of St. Louis	2	11-0	6-31	7-3	.850
Texas Chaparrals	1	5-1	2-4	7-5	.583
Utah Stars	6	14-15	7-23	21-38	.356
Virginia Squires	6	21-3	12-12	33-15	.688
Washington Capitols	1	5-1	2-4	7-5	.583
TOTALS	9	279-90	134-241	413-331	.555

Anaheim moved to Los Angeles after the '67-68 season and then to Utah after the '69-70 season. Houston moved to Carolina after the '68-69 season and then to St. Louis after the '73-74 season. Dallas changed its name to the Texas Chaparrals for the '70-71 season and back to the Dallas Chaparrals after the '70-71 season, and moved to San Antonio after the '72-73 season. The Minnesota Muskies moved to Miami after the '67-68 season and became the Floridians after the '69-70 season. New Orleans moved to Memphis after the '69-70 season and changed the nickname to the Tams for the '73-74 season

and changed the nickname again to the Sounds for the '74-75 season. Pittsburgh moved to Minnesota and retained nickname after the '67-68 season and returned to Pittsburgh after the '68-69 season and changed nickname to Condors in '70-71. New Jersey moved to New York after the '67-68. Oakland moved to Washington after the '68-69 season and then to Virginia after the '69-70 season. The San Diego Conquistadors were an expansion team in '72-73 and changed nicknames to the Sails after the '74-75 season.

PLAYOFFS

TEAM	PLAYOFF SERIES	HOME W-L	ROAD W-L	OVERALL W-L	PCT
Indiana Pacers	3	4-5	3-7	7-12	.368
Kentucky Colonels	1	3-1	1-2	4-3	.571
Los Angeles Stars	1	1-2	0-2	1-4	.200
New Orleans Buccaneers	1	2-0	0-3	2-3	.400
New York Nets	1	2-1	0-3	2-4	.333
Oakland Oaks	1	2-1	1-3	3-4	.429
Utah Stars	1	3-0	1-2	4-2	.667
Washington Capitols	1	4-0	0-3	4-3	.571
TOTALS	10	21-10	6-25	27-35	.435

* The Denver Nuggets/Rockets advanced to the playoffs in seven of their nine seasons in the ABA.





ABA INDIVIDUAL HONORS

ABA COACH OF THE YEAR

(Originated in 1967-68; selected by the media)

1969-70	Joe Belmont
1974-75	Larry Brown
1975-76	Larry Brown

ABA MOST VALUABLE PLAYER

(Originated in 1967-68; selected by ABA players)

1970	Spencer Haywood
------	-----------------

ABA ROOKIE OF THE YEAR

(Originated in 1967-68; selected by the media)

1970	Spencer Haywood
1976	David Thompson

ABA ALL-DEFENSIVE TEAMS

(Originated in 1972-73; selected by the coaches)

1973	Julius Keye
1974	Julius Keye
1975	Bobby Jones
1976	Bobby Jones

ALL-ABA TEAMS

1968-69	Larry Jones (1st Team)
1969-70	Spencer Haywood (1st Team)
1969-70	Larry Jones (1st Team)
1970-71	Larry Cannon (2nd Team)
1971-72	Ralph Simpson (2nd Team)
1972-73	Warren Jabali (1st Team)
1972-73	Ralph Simpson (2nd Team)
1974-75	Mack Calvin (1st Team)
1975-76	Ralph Simpson (1st Team)
1975-76	David Thompson (2nd Team)
1975-76	Bobby Jones (2nd Team)
1975-76	Dan Issel (2nd Team)

ABA ALL-ROOKIE TEAMS

(Originated in 1967-68; selected by the coaches)

1969	Walt Piatkowski
1970	Spencer Haywood
1974	Mike Green
1975	Bobby Jones
1976	David Thompson

ABA ALL-STAR GAME INDIVIDUAL HONORS

MOST VALUABLE PLAYER

1976	David Thompson
1973	Warren Jabali
1970	Spencer Haywood

NUGGETS/ROCKETS IN ABA ALL-STAR GAMES

PLAYER	TOTAL	CONSECUTIVE	FIRST	LAST
Ralph Simpson	5	5	1972	1976
Larry Jones	3	3	1968	1970
Byron Beck	2	-	1969	1976
Warren Jabali	2	2	1973	1974
Art Becker	1	-	1972	---
Mack Calvin	1	-	1975	---
Gus Gerard	1	-	1976	---
Mike Green	1	-	1975	---
Spencer Haywood	1	-	1970	---
Wayne Hightower	1	-	1969	---
Dan Issel	1	-	1976	---
Bobby Jones	1	-	1976	---
Julius Keye	1	-	1971	---
Claude Terry	1	-	1976	---
David Thompson	1	-	1976	---
Monte Towe	1	-	1976	---
Marvin Webster	1	-	1976	---
Chuck Williams	1	-	1976	---

NUGGETS ABA ALL-STAR COACHES

COACH	YEAR	RECORD	YEAR
Larry Brown	1	1-0	1976*

* The 1976 ABA All-Star Game was an ABA All-Star squad vs. the Western Division-leading Denver Nuggets team.





1967-68

RECORD: 45-33 PCT: .577 PLACE: 3RD

ABA FIRST ROUND (ELIMINATED 2-3)

3/26/68 @New Orleans 130, Denver 104
 3/27/68 @New Orleans 105, Denver 93
 3/30/68 @Denver 105, New Orleans 93
 3/31/68 @Denver 108, New Orleans 100
 4/3/68 @New Orleans 102, Denver 97

1968-69

RECORD: 44-34 PCT: .564 PLACE: 3RD

ABA FIRST ROUND (ELIMINATED 3-4)

4/5/69 @Oakland 125, Denver 99
 4/6/69 Denver 122, @Oakland 119
 4/8/69 Oakland 121, @Denver 99
 4/10/69 @Denver 109, Oakland 108
 4/12/69 @Oakland 128, Denver 118
 4/13/69 @Denver 126, Oakland 115
 4/16/69 @Oakland 115, Denver 102

1969-70

RECORD: 51-33 PCT: .607 PLACE: 1ST

ABA FIRST ROUND (WON 4-3)

4/18/70 @Denver 130, Washington 111
 4/19/70 @Denver 143, Washington 133
 4/20/70 @Washington 125, Denver 120
 4/22/70 @Washington 131, Denver 114
 4/23/70 @Denver 132, Washington 110
 4/25/70 @Washington 116, Denver 111
 4/28/70 @Denver 143, Washington 119

ABA WESTERN FINALS (ELIMINATED 1-4)

4/30/70 @Denver 123, Los Angeles 113 (OT)
 5/1/70 Los Angeles 114, @Denver 105
 5/4/70 @Los Angeles 119, Denver 113
 5/5/70 @Los Angeles 114, Denver 110
 5/9/70 Los Angeles 109, @Denver 107

1970-71 (NOT IN PLAYOFFS)

RECORD: 30-54 PCT: .357 PLACE: 4TH

NOT IN PLAYOFFS

1971-72

RECORD: 34-50 PCT: .405 PLACE: 4TH

ABA FIRST ROUND (ELIMINATED 3-4)

3/31/72 @Indiana 102, Denver 96
 4/1/72 Denver 106, @Indiana 105
 4/4/72 Indiana 122, @Denver 120
 4/6/72 @Denver 112, Indiana 96
 4/8/72 @Indiana 91, Denver 79
 4/9/72 @Denver 106, Indiana 99
 4/13/72 @Indiana 91, Denver 89

1972-73

RECORD: 47-37 PCT: .560 PLACE: 3RD

ABA FIRST ROUND (ELIMINATED 1-4)

3/31/73 @Indiana 114, Denver 91
 4/1/73 @Indiana 106, Denver 98
 4/3/73 @Denver 105, Indiana 94
 4/5/73 Indiana 97, @Denver 95
 4/7/73 @Indiana 121, Denver 107

1973-74 (NOT IN PLAYOFFS)

RECORD: 37-47 PCT: .440 PLACE: 4TH

NOT IN PLAYOFFS

1973-74

RECORD: 65-19 PCT: .774 PLACE: 1ST

ABA FIRST ROUND (WON 4-2)

4/6/75 @Denver 122, Utah 107
 4/7/75 @Denver 126, Utah 120
 4/11/75 @Utah 122, Denver 108
 4/12/75 @Utah 132, Denver 110
 4/14/75 @Denver 130, Utah 119
 4/15/75 Denver 115, @Utah 113

ABA WESTERN FINALS (ELIMINATED 3-4)

4/20/75 @Denver 131, Indiana 128
 4/22/75 Indiana 131, @Denver 124
 4/24/75 @Indiana 118, Denver 112
 4/25/75 Denver 126, @Indiana 109
 4/27/75 Indiana 109, @Denver 90
 4/30/75 Denver 101, @Indiana 90
 5/3/75 Indiana 104, @Denver 96

1975-76

RECORD: 60-24 PCT: .714 PLACE: 1ST

ABA SEMIFINALS (WON 4-3)

4/15/76 @Denver 110, Kentucky 107
 4/17/76 Kentucky 138, @Denver 110
 4/19/76 @Kentucky 126, Denver 114
 4/21/76 Denver 108, @Kentucky 106
 4/22/76 @Denver 127, Kentucky 117
 4/25/76 @Kentucky 119, Denver 115 (2OT)
 4/28/76 @Denver 133, Kentucky 110

ABA CHAMPIONSHIP (ELIMINATED 2-4)

5/1/76 New York 120, @Denver 118
 5/4/76 @Denver 127, New York 121
 5/6/76 @New York 117, Denver 111
 5/8/76 @New York 121, Denver 112
 5/11/76 @Denver 118, New York 110
 5/13/76 @New York 112, Denver 106

OVERALL ABA PLAYOFF RECORD

27 WON, 35 LOST (.435)





GAMES

Byron Beck	61
Ralph Simpson	38

POINTS

Byron Beck	840
Ralph Simpson	834

FIELD GOALS MADE

Byron Beck	343
Ralph Simpson	322

FIELD GOALS ATTEMPTED

Ralph Simpson	731
Byron Beck	728

FIELD GOAL PERCENTAGE

Bobby Jones	(.559/143-256)
David Thompson	(.536/127-237)

THREE-POINT FIELD GOALS

Jeff Congdon	18
Larry Jones	8

THREE-POINT FIELD GOALS ATTEMPTED

Jeff Congdon	60
Larry Jones	28

FREE THROWS MADE

Ralph Simpson	186
Byron Beck	152

FREE THROWS ATTEMPTED

Ralph Simpson	226
Byron Beck	186

FREE THROW PERCENTAGE

Larry Brown	(.958/23-24)
Mack Calvin	(.951/78-82)

OFFENSIVE REBOUNDS

Byron Beck	172
Dave Robisch	89

DEFENSIVE REBOUNDS

Byron Beck	308
Ralph Simpson	181

TOTAL REBOUNDS

Byron Beck	486
Dave Robisch	242

ASSISTS

Larry Jones	122
Ralph Simpson	112

BLOCKED SHOTS

Bobby Jones	32
Julius Keye	17

STEALS

Ralph Simpson	46
Bobby Jones	28





1967

1. Walt Frazier, Southern Illinois
2. Neville Shedd, Texas Western
3. Bob Rule, Colorado State
4. Gary Keller, Florida
5. Byron Beck, Denver*
Rick Dean, Syracuse
Vaughn Harper, Syracuse
Neil Heskin, Georgetown
Dave Lattin, Texas Western
John Morrison, Canisius*
Neil Roberts, Brigham Young
Bill Turner, Akron

1968

1. Tom Boerwinkle, Tennessee
2. Walt Piatkowski, Bowling Green*
3. Bill Hewitt, Southern California
5. Hal Booker, Cheyney State

Second Five Rounds:

- Harry Hollines, Denver
Charley Parks, Idaho State
Vernon Payne, Indiana
Willie Rogers, Oklahoma*
Glynn Saulters, N.E. Louisiana

Third Five Rounds:

- Ken Hall, Westminster Utah
Melvin Jones, Albany State
Julius Keye, Alcorn A&M*
Mickey Smith, Memphis State
Oscar Smith, Elizabeth City, NC

1969

1. Bob Presley, California
2. Bob Portman, Creighton
3. Isiah King, Hiram Scott
4. Greg Wittman, Western Carolina
4. Jerry King, Louisville
5. Bob Tallent, George Washington
6. Elnardo Webster, St. Peters
7. Bill Justus, Tennessee
8. Larry Jeffries, Trinity
9. Harry Hall, Wyoming
10. Jim Healey, Rockhurst
11. Roy Hinton, Central (Ohio) State
12. Al Cueto, Tulsa

1970

1. Spencer Haywood, Detroit*
2. John Valley, UCLA
3. Greg Hyder, Eastern New Mexico
4. Rob St. Pierre, Hanover Ind.
5. Greg Daust, Missouri
5. Dan Hester, Louisiana State*
6. John Marren, Manhattan
6. Larry Mikan, Minnesota
7. Joe McBride, Augusta
8. Ron Becker, New Mexico
9. Jim Penix, Bowling Green
10. Mike Price, Illinois
11. Ken Warzynski, DePaul
12. Fred Taylor, Pan American

1971

1. Ralph Simpson, Michigan State*
1. Cliff Meely, Colorado
2. Marvin Roberts, Utah State*
3. Mike Newlin, Utah
4. Al Smith, Bradley*
5. Dave Robisch, Kansas*
6. William Graham, Kentucky
7. Ken Gardner, Utah
8. Tyrone Marionneaux, Loyola (New Orleans)
9. Mike Childress, Colorado State
10. George Faerber, Purdue
11. John Ribock, South Carolina
12. Gary Brell, Marquette
13. Glen Richgels, Wisconsin
14. Jerry Hyder, Eastern New Mexico
15. David Hall, Kansas State
16. Richard Dixon, Loyola (California)
17. David Walls, Jackson State
18. Paul Botts, Central Michigan
19. Ron Smith, Wichita State
20. Bobby Jones, Drake

1972

1. Bud Stallworth, Kansas
2. Claude Terry, Stanford*
2. Paul Westphal, Southern California
4. Doug Collins, Illinois State
5. Dave Bustion, Denver*
6. Sam Sibert, Kentucky State
7. Ron Riley, Southern California
8. Ted Martiniuk, St. Peter's
9. Bernie Fryer, Brigham Young
10. Jerry Pender, Fresno State
11. Gary Stewart, Canisius
12. Mike Reid, California Riverside
13. John Burks, San Francisco
14. John Tschogl, California Santa Barbara
15. Leon Huff, Drake
16. Larry Morris, Tulsa
17. Dave Hullman, Arizona State
18. Harold Little, New Mexico
19. Andy Knowles, Louisiana Tech
20. John Belcher, Arkansas State

1973 SENIOR DRAFT

1. Ed Ratleff, Long Beach State
2. Steve Mitchell, Kansas State
3. Kevin Stacom, Providence
4. Pat McFarland, St. Joseph's*
5. Larry Farmer, UCLA
6. Martinez Denmon, Iowa State
7. James Brown, Harvard
8. Gary Rhodes, Colorado State
9. Connie Warren, Xavier
10. Jeff Dawson, Illinois

SPECIAL JANUARY DRAFT

1. Mike Bantom, St. Joseph's
2. Clyde Turner, Minnesota

UNDERCLASS DRAFT

1. Marvin Barnes, Providence
2. Dennis DuVal, Syracuse

1974

1. James Williams, Austin Peay
2. Frank Kendrick, Purdue
3. Mike Sojourner, Utah
4. Coniel Morman, Arizona
5. Bernard Hardin, New Mexico
6. Luther Burden, Utah
7. Eric Money, Arizona
8. Larry Fogle, Canisius
9. Tony Byers, Wake Forest
10. Roscoe Pondexter, Long Beach State

1975

1. Marvin Webster, Morgan State*
2. Bill Willoughby, Morrow (NJ) High School
3. Tom Kropp, Kearney State
4. Monte Towe, North Carolina State*
5. Bob Fleisher, Duke
6. Jimmy Moore, Utah
7. Charles Russell, Alabama
8. Mike Odemns, Western Kentucky
9. Owen Brown, Maryland

* Played for Denver



INDIVIDUAL REGULAR SEASON RECORDS



SERVICE

SEASONS

MOST SEASONS

11	Alex English, 1979-90
10	Nene, 2002-2012 T.R. Dunn, 1980-88; '89-91 Dan Issel, 1975-85 Byron Beck, 1967-77

GAMES

MOST GAMES, CAREER

827	Alex English, 1979-90
802	Dan Issel, 1975-85
747	Byron Beck, 1967-77
734	T.R. Dunn, 1980-88; 89-91
593	Bill Hanzlik, 1982-91

MOST CONSECUTIVE GAMES, CAREER

387	Alex English, 11/26/80 - 4/13/85
295	Dikembe Mutombo, 11/7/92 - 2/15/96
269	Andre Miller, 10/29/03 - 06
256	T.R. Dunn, 10/10/80 - 11/18/83
247	Fat Lever, 11/24/85 - 12/2/88

MOST GAMES, SEASON

84	14 times, last by Dan Issel and Ralph Simpson (ABA), 1975-76
82	53 times, last by Monte Morris, 2018-19

MINUTES

MOST MINUTES, CAREER

29,893	Alex English, 1979-90
25,198	Dan Issel, 1975-85
20,521	Carmelo Anthony, 2003-11
19,197	Byron Beck, 1967-77
18,322	T.R. Dunn, 1980-88; '89-91

HIGHEST AVERAGE, MINUTES PER GAME, CAREER (MIN. 100 GAMES)

42.0	Allen Iverson, 2006-09
40.5	Larry Jones (ABA), 1967-70
37.5	Nick Van Exel, 1998-02
36.9	Dikembe Mutombo, 1991-96
36.4	Carmelo Anthony, 2003-11

MOST MINUTES, SEASON (NBA ONLY)

3,424	Allen Iverson, 2007-08
3,100	Dikembe Mutombo, 1994-95
3,093	Alex English, 1980-81
3,085	Alex English, 1986-87
3,061	Fat Lever, 1987-88

MOST MINUTES, SEASON (ABA ONLY)

3,808	Spencer Haywood, 1969-70
3,634	Julius Keye, 1970-71
3,121	Ralph Simpson, 1975-76
3,101	David Thompson, 1975-76
3,097	Larry Cannon, 1970-71

HIGHEST AVERAGE, MINUTES PER GAME, SEASON (NBA ONLY)

42.4	Allen Iverson, 2006-07
41.8	Allen Iverson, 2007-08
38.7	Fat Lever, 1988-89
38.5	Antonio McDyess, 1998-99
38.3	Mark Jackson, 1996-97
38.3	Dikembe Mutombo, 1991-92

MOST MINUTES, ROOKIE, SEASON (NBA ONLY)

2,995	Carmelo Anthony, 2003-04
2,749	LaPhonso Ellis, 1992-93
2,716	Dikembe Mutombo, 1991-92

MOST MINUTES GAME

63	Julius Keye (ABA) @ Dallas (3OT), 3/5/71
57	Allen Iverson vs. Houston (2OT), 12/20/07
56	Allen Iverson @ Seattle (2OT), 4/6/08 M. Abdul-Rauf @ Phx. (3OT), 11/15/95

MOST MINUTES, NON-OVERTIME GAME (NBA ONLY)

48	17 times, last by A. Iverson @ G.S., 4/10/08
----	--

COMPLETE GAMES

MOST COMPLETE GAMES, CAREER

6	Dale Ellis, 1994-97
3	Allen Iverson, 2006-09 Dikembe Mutombo, 1991-96
2	Antonio McDyess, 1995-97; '98-02
1	James Posey, 1999-03 Mark Jackson, 1996-97 Ervin Johnson, 1996-97

MOST COMPLETE GAMES, SEASON

6	Dale Ellis, 1996-97
3	Allen Iverson, 2007-08 Dikembe Mutombo, 1994-95
1	James Posey, 2002-03 Antonio McDyess, 1998-99 Mark Jackson, 1996-97 Ervin Johnson, 1996-97 Antonio McDyess, 1996-97

SCORING

MOST POINTS, CAREER

21,645	Alex English, 1979-90
16,589	Dan Issel, 1975-85
13,970	Carmelo Anthony, 2003-11
11,992	David Thompson, 1975-82
10,130	Ralph Simpson, 1970-76; '77-78

HIGHEST AVERAGE, POINTS PER GAME, CAREER (MIN. 200 GAMES)

25.9	Alex English, 1979-90
25.4	Larry Jones (ABA), 1967-70
24.8	Carmelo Anthony, 2003-11
24.1	David Thompson, 1975-82
23.3	Kiki Vandeweghe, 1980-84

MOST POINTS, SEASON

2,519	Spencer Haywood (ABA), 1969-70
2,414	Alex English, 1985-86
2,345	Alex English, 1986-87
2,326	Alex English, 1982-83
2,300	Ralph Simpson (ABA), 1971-72

HIGHEST AVERAGE, POINTS PER GAME, SEASON

30.0	Spencer Haywood (ABA), 1969-70
29.8	Alex English, 1985-86
29.4	Kiki Vandeweghe, 1983-84
28.9	Carmelo Anthony, 2006-07
28.6	Alex English, 1986-87

MOST POINTS, ROOKIE, SEASON (NBA ONLY)

1,725	Carmelo Anthony, 2003-04
1,205	LaPhonso Ellis, 1992-93
1,177	Dikembe Mutombo, 1991-92

HIGHEST AVERAGE, POINTS PER GAME, ROOKIE, SEASON (NBA ONLY)

21.0	Carmelo Anthony, 2003-04
16.6	Dikembe Mutombo, 1991-92
14.7	LaPhonso Ellis, 1992-93

MOST SEASONS, 2,000 OR MORE POINTS

8	Alex English, 1981-89
3	David Thompson, 1975-78
2	Kiki Vandeweghe, 1982-84

MOST CONSECUTIVE SEASONS, 2,000 OR MORE POINTS

8	Alex English, 1981-89
3	David Thompson, 1975-78
2	Kiki Vandeweghe, 1982-84

MOST SEASONS, 1,000 OR MORE POINTS

10	Alex English, 1980-90
9	Dan Issel, 1975-84
8	Carmelo Anthony, 2003-11
6	Fat Lever, 1984-90 Ralph Simpson, 1970-76

MOST CONSECUTIVE SEASONS, 1,000 OR MORE POINTS

10	Alex English, 1980-90
9	Dan Issel, 1975-84
8	Carmelo Anthony, 2003-11
6	Fat Lever, 1984-90 Ralph Simpson, 1970-76

MOST POINTS, GAME

73	David Thompson @ Detroit, 4/9/78
54	Michael Adams vs. Mil. (OT), 3/23/91 Alex English vs. Houston, 11/19/85 Allen Iverson vs. L.A. Lakers, 12/5/07 Mahmoud Abdul-Rauf @ Utah, 12/7/95 Alex English @ Miami (2OT), 3/10/89 Kiki Vandeweghe vs. Detroit (3OT), 12/13/83
51	Jamal Murray @ Cleveland, 2/19/21 Nikola Jokic @ Sacramento, 2/6/21 Carmelo Anthony vs. Houston, 2/7/11

MOST POINTS, ROOKIE, GAME

41	Carmelo Anthony vs. Seattle, 3/30/04
39	Carmelo Anthony vs. Portland, 2/2/04 Dikembe Mutombo @ Minnesota, 2/3/92 Carmelo Anthony vs. Houston, 12/26/03 Michael Porter Jr. @ Oklahoma City, 8/3/20*
37	

*Orlando Bubble Due to COVID-19

MOST GAMES, 50 OR MORE POINTS, CAREER

2	Carmelo Anthony, 2003-11 Alex English, 1979-90 Kiki Vandeweghe, 1980-84
---	---



INDIVIDUAL REGULAR SEASON RECORDS



MOST GAMES, 50 OR MORE POINTS, SEASON

2 Kiki Vandeweghe, 1983-84

MOST GAMES, 40 OR MORE POINTS, CAREER

33 Alex English, 1979-80
 19 Carmelo Anthony, 2003-11
 17 David Thompson, 1975-82
 11 Kiki Vandeweghe, 1980-84
 6 Michael Adams, 1987-91
 4 Nikola Jokic, 2017-20

MOST GAMES, 40 OR MORE POINTS, SEASON

8 Alex English, 1985-86
 Kiki Vandeweghe, 1983-84
 7 Carmelo Anthony, 2009-10
 David Thompson, 1977-78
 6 Michael Adams, 1990-91
 Alex English, 1986-87

MOST CONSECUTIVE GAMES, 40 OR MORE POINTS

2 Carmelo Anthony, 10/29/09 (41) - 11/1/09 (42)
 Michael Adams, 1/29/91 (41) - 1/31/91 (45)
 Alex English, 11/8/84 (45) - 11/10/84 (44)
 Alex English, 12/23/82 (43) - 12/27/82 (41)
 Kiki Vandeweghe, 12/30/82 (40) - 1/1/83 (49)

MOST GAMES, 30 OR MORE POINTS, CAREER

273 Alex English, 1979-90
 163 Carmelo Anthony, 2003-11
 101 David Thompson, 1975-82
 86 Dan Issel, 1975-85
 80 Kiki Vandeweghe, 1980-84

MOST GAMES, 30 OR MORE POINTS, SEASON

44 Alex English, 1985-86
 42 Alex English, 1986-87
 Kiki Vandeweghe, 1983-84
 37 Alex English, 1982-83
 34 Carmelo Anthony, 2006-07
 Alex English, 1984-85

MOST CONSECUTIVE GAMES, 30 OR MORE POINTS

6 Alex English, 11/13 - 11/24/82
 Carmelo Anthony, 11/22 - 12/2/06
 Carmelo Anthony, 11/8 - 11/18/06
 Carmelo Anthony, 12/8 - 12/16/09
 Michael Adams, 1/24 - 2/2/91
 Alex English, 11/12 - 11/21/85
 Kiki Vandeweghe, 12/30/82 - 1/5/83
 David Thompson, 11/1 - 11/8/80

MOST CONSECUTIVE GAMES, 10 OR MORE POINTS

222 Carmelo Anthony, 12/2/05 - 11/29/08
 200 Alex English, 2/3/87 - 11/9/89
 160 Alex English, 2/6/80 - 2/24/82
 147 David Thompson, 12/23/76 - 11/14/78
 134 Carmelo Anthony, 12/2/08 - 11/26/10

MOST POINTS, ONE HALF

53 David Thompson @ Detroit (1st), 4/9/78

MOST POINTS, ONE QUARTER

33 Carmelo Anthony vs. Minnesota (3rd), 12/10/08

32 David Thompson @ Detroit (1st), 4/9/78

MOST POINTS, OVERTIME PERIOD

15 Earl Boykins @ Sea., 1/18/05

FIELD GOALS

FIELD GOAL PERCENTAGE

HIGHEST FG PERCENTAGE, CAREER (MIN. 1,000 MADE)

.583 Bobby Jones (1,980-3,394), 1974-78
 .560 Nené (2,566-4,584), 2002-12
 .544 Kenneth Faried (2,034-3,744), 2011-18
 .541 Kiki Vandeweghe (2,671-4,937), 1980-84
 .524 Nikola Jokic (2,486-4,741), 2015-Pres.
 .523 Dikembe Mutombo (1,824-3,489), 1991-96

HIGHEST FG PERCENTAGE, SEASON (MIN. 350 MADE)

.615 Nené (405-654), 2010-11
 .604 Bobby Jones (529-876), 1974-75 (ABA)
 Nené (428-709), 2008-09
 .587 Nené (421-717), 2009-10
 .581 Bobby Jones (510-878), 1975-76 (ABA)

HIGHEST FG PERCENTAGE, ROOKIE, SEASON (MIN. 200 MADE, NBA ONLY)

.519 Nené (321-619), 2002-03
 .515 Ty Lawson (201-390), 2009-10
 .512 Nikola Jokic (307-600), 2015-16
 .504 LaPhonso Ellis (483-958), 1992-93
 .493 Dikembe Mutombo (428-869), 1991-92

MOST FIELD GOALS MADE, NONE MISSED, GAME

12 Nené vs. Utah, 1/25/09
 Bobby Jones vs. Golden State, 3/15/78

MOST FIELD GOAL ATTEMPTS, NONE MADE, GAME

13 Gary Harris @ Utah, 2/5/20
 12 Ty Lawson @ Atlanta, 3/15/14
 Paul Silas vs. Indiana, 11/27/76
 11 Yakhouba Diawara vs. Dallas, 12/31/06
 Andre Miller @ LAC, 11/2/06

FIELD GOALS MADE

MOST FIELD GOALS, CAREER

8,953 Alex English, 1979-90
 6,176 Dan Issel, 1975-85
 4,989 Carmelo Anthony, 2003-11
 4,486 David Thompson, 1975-82
 4,095 Ralph Simpson, 1970-76

MOST FIELD GOALS, SEASON

986 Spencer Haywood (ABA), 1969-70
 965 Alex English, 1986-87
 959 Alex English, 1982-83
 951 Alex English, 1985-86
 939 Alex English, 1984-85

MOST CONSECUTIVE FGM, NO MISSES, SEASON

17 Bobby Jones, 12/21 - 12/23/76

MOST FIELD GOALS, GAME

28 David Thompson @ Detroit, 4/9/78

MOST FIELD GOALS, ONE HALF

20 David Thompson @ Detroit (1st), 4/9/78

MOST FIELD GOALS, ONE QUARTER

13 David Thompson @ Detroit (1st), 4/9/78

FIELD GOAL ATTEMPTS

MOST FIELD GOAL ATTEMPTS, CAREER

17,604 Alex English, 1979-90
 12,183 Dan Issel, 1975-85
 10,877 Carmelo Anthony, 2003-11
 8,988 Ralph Simpson, 1970-76; 77-78
 8,842 David Thompson, 1975-82

MOST FIELD GOAL ATTEMPTS, SEASON

2,000 Ralph Simpson (ABA), 1971-72
 1,998 Spencer Haywood (ABA), 1969-70
 1,920 Alex English, 1986-87
 1,888 Alex English, 1985-86
 1,881 Alex English, 1988-89

MOST FIELD GOAL ATTEMPTS, GAME

38 David Thompson @ Detroit, 4/9/78

3-POINT FIELD GOALS

3-POINT FIELD GOAL PERCENTAGE

HIGHEST THREE-POINT FG PERCENTAGE, CAREER (MIN. 150 MADE)

.439 Michael Porter Jr. (232-529), 2019-Pres.
 .399 Arron Afflalo (383-961), 2009-12; 2014-15
 .398 Monte Morris (159-400), 2017-Pres
 .392 Chauncey Billups (514-1,311), 1998-00; 2008-11
 .388 Dale Ellis (448-1,155), 1994-97
 .382 Malik Beasley (258-676), 2016-20

HIGHEST THREE-POINT FG PERCENTAGE, SEASON (MIN. 50 MADE)

.453 Darrell Arthur (53-117), 2016-17
 .445 Michael Porter Jr. (170-382), 2020-21
 .441 Chauncey Billups (105-238), 2010-11
 .435 Paul Millsap (54-124), 2019-20
 .434 Arron Afflalo (108-249), 2009-10

MOST THREE-POINT FGM, NONE MISSED, GAME

6 Chauncey Billups @ Minnesota, 12/29/10
 5 10 times, last by Monte Morris vs. San Antonio, 4/9/21

MOST THREE-POINT FGA, NONE MADE, GAME

9 Will Barton @ Atlanta, 2/8/17
 8 Michael Adams vs. Indiana, 3/17/91
 Michael Adams vs. Washington, 2/15/89
 Nikola Jokic vs. Atlanta, 1/10/18
 Will Barton @ Oklahoma City, 12/18/17

3-POINT FIELD GOAL MADE

MOST THREE-POINT FIELD GOALS, CAREER

768 J.R. Smith, 2006-11
 673 Jamal Murray, 2016-Pres.
 647 Will Barton, 2015-Pres.
 630 Michael Adams, 1987-91
 565 Gary Harris, 2014-Pres.

MOST THREE-POINT FIELD GOALS, SEASON

192 Dale Ellis, 1996-97
 189 Randy Foye, 2013-14
 180 J.R. Smith, 2008-09
 170 Michael Porter Jr., 2020-21
 167 Michael Adams, 1990-91
 166 Michael Adams, 1988-89



INDIVIDUAL REGULAR SEASON RECORDS



MOST THREE-POINT FIELD GOALS, GAME

11 J.R. Smith vs. Sacramento, 4/13/09
 10 Ty Lawson vs. Minnesota, 4/9/11
 J.R. Smith vs. Atlanta, 12/23/09
 9 5 times, last by Jamal Murray at Phx, 12/29/18

MOST CONSECUTIVE GAMES, THREE-POINT FGM

79 Michael Adams, 1/28/88 - 1/23/89 (43 games in '87-88 and 36 games in '88-89)

MOST THREE-POINT FGM, ONE HALF

6 Ty Lawson vs. Minnesota (2nd), 4/9/11
 J.R. Smith @ Memphis, 3/24/08
 J.R. Smith @ Chicago, 2/22/08
 J.R. Smith vs. Miami, 12/8/06
 Michael Adams vs. Milwaukee (2nd), 1/21/89
 John Roche vs. Seattle (2nd), 1/9/82

MOST THREE-POINT FGM, ONE QUARTER

7 Ty Lawson vs. Minnesota (3rd), 4/9/11
 J.R. Smith @ Memphis (4th), 3/24/08
 J.R. Smith @ Chicago (4th), 2/22/08
 John Roche vs. Seattle (4th), 1/9/82
 5 3 times, last by J.R. Smith vs. Sac. (4th), 4/13/09

3-POINT FIELD GOAL ATTEMPTS

MOST THREE-POINT FIELD GOAL ATTEMPTS, CAREER

2,010 J.R. Smith, 2006-11
 1,841 Michael Adams, 1987-91
 1,834 Jamal Murray, 2016-Pres.
 1,790 Will Barton, 2015-Pres.
 1,576 Gary Harris, 2014-21

MOST THREE-POINT FIELD GOAL ATTEMPTS, SEASON

564 Michael Adams, 1990-91
 528 Dale Ellis, 1996-97
 498 Randy Foye, 2013-14
 467 J.R. Smith, 2009-10
 466 Michael Adams, 1988-89

MOST THREE-POINT FIELD GOAL ATTEMPTS, GAME

20 Michael Adams @ L.A. Clippers, 4/12/91

MOST THREE-POINT FGA, ONE HALF

13 Michael Adams @ L.A. Clippers (2nd), 4/12/91

FREE THROWS

FREE THROW PERCENTAGE

HIGHEST FREE THROW PERCENTAGE, CAREER (MIN. 500 MADE)

.916 Mahmoud Abdul-Rauf (898-980), 1990-96
 .912 Chauncey Billups (1,334-1,463), 1998-00; '08-11
 .899 Earl Boykins (692-770), 2003-07
 .896 Walter Davis (550-614), 1988-92
 .878 Jamal Murray (820-934), 2016-pres.

HIGHEST FREE THROW PERCENTAGE, SEASON (MIN. 140 MADE)

.956 Mahmoud Abdul-Rauf (219-229), 1993-94
 .935 Mahmoud Abdul-Rauf (217-235), 1992-93
 .930 Mahmoud Abdul-Rauf (146-157), 1995-96
 .923 Chauncey Billups (265-287), 2010-11
 .921 Earl Boykins (279-303), 2004-05
 .913 Chauncey Billups (409-448), 2008-09

HIGHEST FT PERCENTAGE, ROOKIE, SEASON (MIN. 90 MADE)

.883 Jamal Murray, (106-120), 2016-17
 .832 Bryant Stith (99-119), 1992-93
 .818 Kiki Vandeweghe (130-159), 1980-81
 .814 Bobby Jackson (149-183), 1997-98
 .811 Nikola Jokic (154-190), 2015-16

MOST FREE THROWS MADE, NONE MISSED, GAME

18 Danilo Gallinari vs. Chicago, 2/5/16
 Dan Schayes vs. Houston, 4/15/88
 17 Chauncey Billups vs. Milwaukee, 3/20/10
 Carmelo Anthony @ Golden State, 11/22/10
 Michael Adams vs. Seattle, 4/7/91

FREE THROWS MADE

MOST FREE THROWS MADE, CAREER

4,217 Dan Issel, 1975-85
 3,721 Alex English, 1979-90
 3,582 Carmelo Anthony, 2003-11
 2,996 David Thompson, 1975-82
 1,908 Ralph Simpson, 1970-76; '77-78

MOST FREE THROWS MADE, SEASON

645 Allen Iverson, 2007-08
 606 Larry Cannon, 1970-71 (ABA)
 591 Larry Jones, 1968-69 (ABA)
 579 Larry Jones, 1969-70 (ABA)
 573 Carmelo Anthony, 2005-06

MOST CONSECUTIVE FREE THROWS MADE

81 Mahmoud Abdul-Rauf, 3/15 - 11/16/93

MOST FREE THROWS MADE, GAME

21 Larry Cannon (ABA) vs. Virginia, 12/26/70
 20 David Thompson @ N.O. Jazz, 4/10/77
 19 Carmelo Anthony vs. Houston, 12/16/09
 Carmelo Anthony @ Chicago, 1/16/06
 Carmelo Anthony @ Atlanta, 12/18/05

MOST FREE THROWS MADE, QUARTER

14 Johnny Newman vs. Boston (4th), 2/10/98

FREE THROWS ATTEMPTED

MOST FREE THROW ATTEMPTS, CAREER

5,277 Dan Issel, 1975-85
 4,462 Carmelo Anthony, 2003-11
 4,428 Alex English, 1979-90
 3,844 David Thompson, 1975-82
 2,556 Nenê Hilario, 2002-12

MOST FREE THROW ATTEMPTS, SEASON

797 Allen Iverson, 2007-08
 765 George McGinnis, 1978-79
 763 Larry Cannon (ABA), 1970-71
 760 Larry Jones (ABA), 1968-69
 732 Larry Jones (ABA), 1969-70

MOST FREE THROW ATTEMPTS, GAME

27 Larry Cannon (ABA) vs. Virginia, 12/26/70
 24 Carmelo Anthony @ Atlanta (OT), 12/18/05
 23 Dan Issel vs. New Jersey, 1/31/80
 George McGinnis vs. Phoenix, 10/25/78
 Carmelo Anthony @ Washington, 11/22/05

MOST FREE THROW ATTEMPTS, QUARTER

16 Johnny Newman vs. Boston (4th), 2/10/98

REBOUNDS

MOST REBOUNDS, CAREER

6,630 Dan Issel, 1975-85
 5,261 Byron Beck, 1967-77
 4,811 Dikembe Mutombo, 1991-96
 4,686 Alex English, 1979-90
 4,547 Julius Keye, 1969-74

HIGHEST AVERAGE, REBOUNDS PER GAME, CAREER

12.3 Dikembe Mutombo (4,811/391), 1991-96
 11.2 Julius Keye (4,547/406), 1969-74
 11.1 Marcus Camby (4,117/372), 2002-08
 11.0 George McGinnis (1,326/121), 1979-80
 9.8 Nikola Jokic (4,437/453), 2015-Pres.

MOST REBOUNDS, SEASON

1,637 Spencer Haywood (ABA), 1969-70
 1,454 Julius Keye (ABA), 1970-71
 1,070 Dikembe Mutombo, 1992-93
 1,037 Marcus Camby, 2007-08
 1,029 Dikembe Mutombo, 1994-95

MOST REBOUNDS, ROOKIE, SEASON (NBA ONLY)

870 Dikembe Mutombo, 1991-92
 744 LaPhonso Ellis, 1992-93
 572 Antonio McDyess, 1995-96

HIGHEST AVERAGE, REBOUNDS PER GAME, SEASON

13.1 Marcus Camby, 2007-08
 13.0 Dikembe Mutombo, 1992-93
 12.5 Dikembe Mutombo, 1994-95
 12.3 Dikembe Mutombo, 1991-92
 12.1 Antonio McDyess, 2000-01

MOST REBOUNDS, GAME

31 Dikembe Mutombo vs. Char. (2OT), 3/26/96
 Spencer Haywood (ABA) vs. Ky., 11/13/69
 29 Timofey Mozgov @ Golden State, 4/10/14
 26 Ervin Johnson @ Dallas, 4/19/97
 Dikembe Mutombo @ LAL (OT), 11/11/94

MOST REBOUNDS, ROOKIE, GAME

22 Dikembe Mutombo vs Golden St., 12/26/91
 21 Dikembe Mutombo @ Minnesota, 2/3/92 20
 20 Dikembe Mutombo vs. Charlotte, 11/26/91
 29 Dikembe Mutombo vs. Dallas, 2/14/92
 Dikembe Mutombo @ Sacramento, 1/21/92

MOST REBOUNDS, ONE HALF

19 Spencer Haywood (ABA) vs Indiana, 2/1/70
 18 Marcus Camby vs. Chi. (1st), 1/28/04
 16 4 times, last by Marcus Camby vs. Ind. (2nd), 3/3/05

OFFENSIVE REBOUNDS

MOST OFFENSIVE REBOUNDS, CAREER

2,038 Alex English, 1979-90
 1,989 Dan Issel, 1975-85
 1,635 Byron Beck, 1967-77
 1,514 Dikembe Mutombo, 1991-96
 1,373 Julius Keye, 1969-74



INDIVIDUAL REGULAR SEASON RECORDS



MOST OFFENSIVE REBOUNDS, SEASON

533	Spencer Haywood (ABA), 1969-70
370	Julius Keye (ABA), 1970-71
344	Dikembe Mutombo, 1992-93
337	Greg Anderson, 1991-92
319	Dikembe Mutombo, 1994-95

MOST OFFENSIVE REBOUNDS, GAME

15	J.J. Hickson, vs. Portland, 2/25/14
	Spencer Haywood (ABA) @ Kentucky, 2/12/70
13	Dikembe Mutombo @ Minnesota, 2/3/92
	Jerome Lane vs. San Antonio, 4/19/91
	Jerome Lane @ Houston, 4/21/91

DEFENSIVE REBOUNDS

MOST DEFENSIVE REBOUNDS, CAREER

4,641	Dan Issel, 1975-85
3,478	Byron Beck, 1967-77
3,297	Dikembe Mutombo, 1991-96
3,250	Nikola Jokic, 2015-Pres.
3,174	Marcus Camby, 2002-08

MOST DEFENSIVE REBOUNDS, SEASON

1,104	Spencer Haywood (ABA), 1969-70
1,084	Julius Keye (ABA), 1970-71
807	Marcus Camby, 2007-08
726	Dikembe Mutombo, 1992-93
710	Dikembe Mutombo, 1994-95

MOST DEFENSIVE REBOUNDS, GAME

26	Julius Keye (ABA) @ Pittsburgh, 2/6/71
23	Dikembe Mutombo vs. Charlotte (ZOT), 3/26/96
22	Ervin Johnson vs. Sacramento, 12/18/96
20	Marcus Camby vs. Atlanta, 1/23/08
	Ervin Johnson @ Dallas, 4/19/97

ASSISTS

MOST ASSISTS, CAREER

3,679	Alex English, 1979-90
3,566	Fat Lever, 1984-90
2,978	Andre Miller, 2003-06, 2011-2014
2,745	Ty Lawson, 2010-15
2,697	Nikola Jokic, 2015-Pres.

HIGHEST AVERAGE, ASSISTS PER GAME, CAREER

8.4	Nick Van Exel (2,047/245), 1998-02
7.5	Fat Lever (3,566/474), 1984-90
7.2	Michael Adams (2,181/304), 1987-91
7.1	Allen Iverson (965/135), 2006-08

MOST ASSISTS, SEASON

720	Ty Lawson, 2014-15
714	Nick Van Exel, 1999-00
693	Michael Adams, 1990-91
674	Andre Miller, 2005-06
654	Fat Lever, 1986-87

MOST ASSISTS, ROOKIE, SEASON (NBA ONLY)

389	Jalen Rose, 1994-95
372	Emmanuel Mudiay, 2015-16
361	Rob Williams, 1982-83

HIGHEST AVERAGE, ASSISTS PER GAME, SEASON (MIN. 50 GAMES)

12.3	Mark Jackson, 1996-97
10.5	Michael Adams, 1990-91
9.6	Ty Lawson, 2014-15
9.0	Nick Van Exel, 1999-00
8.8	Ty Lawson, 2013-14

MOST ASSISTS, GAME

23	Fat Lever @ Golden State, 4/21/89
	Larry Brown (ABA) vs. Pittsburgh, 2/20/72
22	George McCloud @ Chicago, 3/26/01
	Mark Jackson vs. New Jersey, 1/20/97

MOST ASSISTS, ROOKIE, GAME

16	Jalen Rose vs. Sacramento, 3/16/95
14	Bobby Jackson vs. Boston, 2/10/98
13	5 times, last by Jalen Rose vs. San Antonio, 4/16/95

MOST ASSISTS, ONE HALF

18	Larry Brown (ABA) vs. Pittsburgh, 2/20/72
16	Fat Lever @ Golden St. (2nd), 4/21/89
14	Mark Jackson vs. New Jersey (1st), 1/20/97

MOST ASSISTS, ONE QUARTER

12	Mark Jackson vs. New Jersey (1st), 1/20/97
----	--

FOULS & DISQUALIFICATIONS

PERSONAL FOULS

MOST PERSONAL FOULS, CAREER

2,288	Dan Issel, 1975-85
2,288	Alex English, 1979-90
2,267	Byron Beck, 1967-77
1,922	Dan Schayes, 1982-90
1,864	Nené, 2003-12

MOST PERSONAL FOULS, SEASON

346	Julius Keye (ABA), 1971-72
323	Dan Schayes, 1987-88
321	George McGinnis, 1978-79
320	Dan Schayes, 1988-89
317	Julius Keye (ABA), 1970-71

DISQUALIFICATIONS

MOST DISQUALIFICATIONS, CAREER

51	Byron Beck, 1967-77*
44	Dan Schayes, 1982-90
35	Blair Rasmussen, 1985-91
32	Dan Issel, 1975-85*
	Antonio McDyess, 1995-97; '98-02

*ABA did not keep stat every year

MOST DISQUALIFICATIONS, SEASON

16	George McGinnis, 1978-79
15	Blair Rasmussen, 1990-91
12	Antonio McDyess, 1999-00
10	Blair Rasmussen, 1989-90
	George McGinnis, 1979-80

STEALS

MOST STEALS, CAREER

1,167	Fat Lever, 1984-90
1,070	T.R. Dunn, 1980-88; 89-91
854	Alex English, 1979-90
798	Dan Issel, 1975-85
694	Nené, 2003-12

HIGHEST AVERAGE, STEALS PER GAME, CAREER

2.46	Fat Lever, 1984-90
2.08	Warren Jabali, 1972-74
2.04	Bobby Jones, 1974-78
1.98	Michael Adams, 1987-91
1.96	Roland Taylor, 1974-75; '76-77

MOST STEALS, SEASON

223	Fat Lever, 1987-88
202	Fat Lever, 1984-85
201	Fat Lever, 1986-87
195	Fat Lever, 1988-89
186	Bobby Jones, 1976-77

HIGHEST AVERAGE, STEALS PER GAME, SEASON

2.75	Fat Lever, 1988-89
2.72	Fat Lever, 1987-88
2.46	Fat Lever, 1984-85
2.45	Fat Lever, 1986-87
2.28	Fat Lever, 1985-86

MOST STEALS, ROOKIE, SEASON (NBA ONLY)

154	Mark Macon, 1991-92
127	Nené, 2002-03
105	Bobby Jackson, 1997-98
98	James Posey, 1999-00

HIGHEST AVERAGE, SPG, ROOKIE, SEASON (NBA ONLY)

2.03	Mark Macon, 1991-92
------	---------------------

MOST STEALS, GAME

10	Fat Lever vs. Indiana, 3/9/85
----	-------------------------------

MOST STEALS, ONE HALF

8	Fat Lever vs. Indiana (2nd), 3/9/85
	Rob Williams @ New Jersey, 2/17/83

MOST STEALS, ONE QUARTER

8	Fat Lever vs. Indiana (3rd), 3/9/85
---	-------------------------------------

BLOCKED SHOTS

MOST BLOCKED SHOTS, CAREER

1,486	Dikembe Mutombo, 1991-96
1,126	Marcus Camby, 2002-08
830	Wayne Cooper, 1984-89
625	Bobby Jones, 1974-78
624	Alex English, 1979-90



INDIVIDUAL REGULAR SEASON RECORDS



HIGHEST AVERAGE, BPG, CAREER

3.81	Dikembe Mutombo, 1991-96
3.03	Marcus Camby, 2002-08
2.77	Ervin Johnson, 1996-97
2.50	Raef LaFrentz, 1998-02
2.36	Wayne Cooper, 1984-89

MOST BLOCKED SHOTS, SEASON

336	Dikembe Mutombo, 1993-94
332	Dikembe Mutombo, 1995-96
321	Dikembe Mutombo, 1994-95
287	Dikembe Mutombo, 1992-93
285	Marcus Camby, 2007-08

HIGHEST AVERAGE, BPG, SEASON

4.49	Dikembe Mutombo, 1995-96
4.10	Dikembe Mutombo, 1993-94
3.91	Dikembe Mutombo, 1994-95
3.61	Marcus Camby, 2007-08
3.50	Dikembe Mutombo, 1992-93

MOST BLOCKED SHOTS, ROOKIE, SEASON

210	Dikembe Mutombo, 1991-92
114	Antonio McDyess, 1995-96
111	LaPhonso Ellis, 1992-93

MOST BLOCKED SHOTS, GAME

12	Dikembe Mutombo vs. LA Clippers, 4/18/93
	Julius Keye, (ABA) vs. Virginia Squires, 12/14/72

TURNOVERS

MOST TURNOVERS, CAREER

2,263	Alex English, 1979-90
1,726	Carmelo Anthony, 2003-11
1,653	Ralph Simpson, 1970-76; '77-78
1,481	Dan Issel, 1975-85
1,189	David Thompson, 1975-82

MOST TURNOVERS, SEASON

360	Ralph Simpson (ABA), 1975-76
346	George McGinnis, 1978-79
	Larry Cannon (ABA), 1970-71
314	Ralph Simpson (ABA), 1974-75
302	Warren Jabali (ABA), 1972-73

MOST TURNOVERS, GAME

13	Warren Jabali (ABA) vs. Carolina, 11/20/70
11	Emmanuel Mudiay @ Houston, 10/28/15
10	Nikola Jokic @ Sacramaneto, 12/29/20
	Carmelo Anthony vs. Chicago, 11/21/06
	Andre Miller @ Golden State, 1/17/05
	Michael Adams, @ Chicago, 3/18/91

BIG PERFORMANCES

DOUBLE-DOUBLES

MOST DOUBLE-DOUBLES, CAREER

257	Nikola Jokic, 2015-pres.
227	Dikembe Mutombo, 1991-96
220	Dan Issel, 1975-85
18	Fat Lever, 1984-90
150	Antonio McDyess, 1995-97; '98-02

MOST DOUBLE-DOUBLES, SEASON

60	Nikola Jokic, 2020-21
58	Dikembe Mutombo, 1992-93
56	Nikola Jokic, 2018-19
51	Antonio McDyess, 2000-01
50	Dikembe Mutombo, 1991-92

TRIPLE-DOUBLES

MOST TRIPLE-DOUBLES, CAREER

57	Nikola Jokic, 2015-pres.
43	Fat Lever, 1985-90

MOST TRIPLE-DOUBLES, SEASON

16	Nikola Jokic, 2020-21
	Fat Lever, 1986-87
13	Nikola Jokic, 2019-20
12	Nikola Jokic, 2018-19
11	Fat Lever, 1987-88
10	Nikola Jokic, 2017-18





SCORING (NBA ONLY)

HIGHEST AVERAGE, POINTS PER GAME, SEASON

126.5 1981-82
123.7 1983-84
123.2 1982-83

LOWEST AVERAGE, POINTS PER GAME, SEASON

84.2 2002-03
89.0 1997-98
92.2 2001-02

MOST CONSECUTIVE GAMES, 100 OR MORE POINTS

136 1/21/81 - 12/8/82
75 12/2/86 - 11/20/87
68 12/5/84 - 10/29/85

MOST CONSECUTIVE GAMES, 100 OR MORE POINTS, SEASON

82 1981-82
66 1986-87
64 1984-85

MOST CONSECUTIVE GAMES, FEWER THAN 100 POINTS, SEASON

24 4/17 - 12/13/02
21 12/16/02 - 1/28/03
20 2/15 - 3/24/03

MOST POINTS, GAME

184 vs. Detroit (3OT), 12/13/83
168 vs. Seattle, 3/16/08
163 vs. San Antonio, 1/11/84
162 vs. Portland, 2/13/81

FEWEST POINTS, GAME

53 @ Detroit, 11/16/02
58 @ Boston, 1/24/03
60 @ Indiana, 11/4/03

MOST POINTS, HALF

90 @ San Antonio (1st), 11/7/90
86 vs. Portland (1st), 11/20/86
84 vs. Seattle (2nd), 3/16/08
vs. Seattle (1st), 3/16/08

FEWEST POINTS, HALF

22 @ Philadelphia (1st), 12/16/02
@ San Antonio (1st), 11/27/02
@ Portland (1st), 4/16/97

MOST POINTS, QUARTER

51 vs. San Diego (3rd), 1/6/82
49 @ Portland (4th), 2/10/84
48 6 times, last vs. Houston (1st), 2/1/19

FEWEST POINTS, QUARTER

3 @ San Antonio (1st), 11/27/02
5 @ Dallas (3rd), 11/28/15
7 4 times, last @ Indiana (3rd), 11/4/03

LARGEST MARGIN OF VICTORY, GAME

52 vs. Seattle, 3/16/08 (168-116)
46 vs. LA Clippers, 11/6/87 (139-93)
42 @ Seattle, 2/27/08 (138-96)

LARGEST MARGIN OF DEFEAT

48 @ Milwaukee, 3/26/80 (95-143)
47 @ Seattle, 1/15/91 (99-146)
45 @ Golden State, 11/7/81 (107-152)

OVERTIME

MOST POINTS, OVERTIME PERIOD

23 @ Phoenix, 12/23/96
21 @ Golden State, 1/16/20
@ Seattle, 1/18/05

MOST POINTS ALLOWED, OVERTIME PERIOD

21 @ New Jersey, 12/16/05

FEWEST POINTS, OVERTIME PERIOD

0 vs. Charlotte, 1/13/97
2 @ Indiana, 12/10/17
4 @ Dallas, 12/30/89

FEWEST POINTS ALLOWED, OVERTIME PERIOD

2 vs. Charlotte, 1/13/97
3 @ Memphis, 2/25/05

LARGEST MARGIN OF VICTORY, OVERTIME GAME

10 @ LA Clippers, 10/31/08 (113-103)
vs. Portland, 4/10/04 (110-100)
@ Phoenix (3OT), 11/15/95 (137-127)

9 @ Minnesota (2OT), 1/3/95 (108-99)

LARGEST MARGIN OF DEFEAT, OVERTIME GAME

10 @ Indiana, 12/10/17 (116-126)
9 @ New Jersey, 12/16/05 (106-115)
8 @ Miami, 3/19/18 (141-149)
vs. Minnesota, 2/5/00 (97-105)
vs. Indiana, 2/7/90 (130-138)

FIELD GOALS

FIELD GOAL PERCENTAGE

HIGHEST FIELD GOAL PERCENTAGE, SEASON

.520 (3,980-7,656) 1981-82
.494 (3,951-7,999) 1982-83
.493 (3,935-7,983) 1983-84

LOWEST FIELD GOAL PERCENTAGE, SEASON

.411 (2,689-6,544) 2002-03
.417 (2,677-6,412) 1997-98
.421 (1,681-3,989) 1998-99

HIGHEST FIELD GOAL PERCENTAGE, GAME

.670 @ Seattle (59-88), 2/27/08
.667 @ New Jersey (46-69), 10/20/78
.663 vs. San Antonio (57-86), 1/2/77

LOWEST FIELD GOAL PERCENTAGE, GAME

.263 @ Phoenix (20-76), 4/1/03
.274 @ Portland (20-73), 11/23/96
.284 @ Portland (21-74), 4/16/97

FIELD GOALS MADE

MOST FIELD GOALS, SEASON

3,980 1981-82
3,951 1982-83
3,935 1983-84

FEWEST FIELD GOALS, SEASON

1,681 1998-99 (Shortened season)
2,572 2011-12 (Shortened season)
2,677 1997-98

MOST FIELD GOALS, GAME

68 vs. Detroit (3OT), 12/13/83
64 @ LA Lakers, 11/6/84
vs. Portland, 2/13/81

FEWEST FIELD GOALS, GAME

20 @ Phoenix, 4/1/03
@ Portland, 11/23/96
21 four times, last vs. NJ, 1/27/03

FIELD GOALS ATTEMPTED

MOST FIELD GOAL ATTEMPTS, SEASON

8,868 1990-91
8,140 1988-89
8,015 1989-90

FEWEST FIELD GOAL ATTEMPTS, SEASON

3,989 1998-99 (Shortened season)
5,404 2011-12 (Shortened season)
6,412 1997-98

MOST FIELD GOAL ATTEMPTS, GAME

130 vs. Golden State, 11/2/90
127 @ Boston, 12/5/90
vs. Houston, 1/10/91

126 vs. Philadelphia, 1/5/91

FEWEST FIELD GOAL ATTEMPTS, GAME

56 vs. New Jersey, 1/27/03
61 @ Portland, 10/29/09
@ Seattle, 1/3/03

3-POINT FIELD GOALS

3-POINT FIELD GOAL PERCENTAGE

HIGHEST THREE-POINT FIELD GOAL PERCENTAGE, SEASON

.388 (662-1,704) 2010-11
.377 (927-2,462) 2020-21
.372 (636-1,711) 1996-97

LOWEST THREE-POINT FIELD GOAL PERCENTAGE, SEASON

.190 (24-126) 1982-83
.207 (30-145) 1980-81
.233 (71-305) 1985-86

HIGHEST THREE-POINT FIELD GOAL PERCENTAGE, GAME (MIN. 5 ATT.)

.833 @ Houston (5-6), 4/19/90
.800 @ Miami (4-5), 12/9/88
vs. New Jersey (4-5), 1/28/93
.750 @ San Antonio (9-12), 1/31/10

3-POINT FIELD GOALS MADE

MOST THREE-POINT FIELD GOALS, SEASON

940 2017-18
927 2020-21
903 2018-19

FEWEST THREE-POINT FIELD GOALS, SEASON

24 1982-83
30 1980-81
40 1981-82



TEAM REGULAR SEASON RECORDS



MOST THREE-POINT FIELD GOALS, GAME

24 @ Milwaukee, 2/15/18
vs. Golden State, 2/13/17

22 @ Milwaukee, 1/31/20

21 @ New York, 5/12/19

FEWEST THREE-POINT FIELD GOALS, GAME

0 several times, last at San Antonio (0-10), 3/27/13

MOST THREE-POINT FIELD GOALS, ONE HALF

11 6 times, last vs. Milwaukee (2nd), 1/31/20

3-POINT FIELD GOAL ATTEMPTS

MOST THREE-POINT FIELD GOAL ATTEMPTS, SEASON

2,571 2018-19

2,536 2017-18

2,462 2020-21

FEWEST THREE-POINT FIELD GOAL ATTEMPTS, SEASON

126 1982-83

145 1980-81

149 1981-82

MOST THREE-POINT FIELD GOAL ATTEMPTS, GAME

47 vs. LA Lakers, 2/14/21

46 @ Golden State, 4/23/21

@ Milwaukee, 1/31/20

FEWEST THREE-POINT FG ATTEMPTS, GAME

0 43 times, last @ New Jersey, 11/30/91

FREE THROWS

FREE THROW PERCENTAGE

HIGHEST FREE THROW PERCENTAGE, SEASON

.818 1983-84 (2,200-2,690)

.808 1982-83 (2,179-2,696)

.804 1987-88 (1,841-2,289)

LOWEST FREE THROW PERCENTAGE, SEASON

.699 2002-03 (1,294-1,850)

.701 2012-13 (1,505-2,148)

.718 1993-94 (1,739-2,423)

MOST FREE THROWS MADE, NONE MISSED, GAME

24 vs. Philadelphia, 12/26/89

21 vs. Phoenix, 4/4/97

@ Houston, 1/22/90

LOWEST FREE THROW PERCENTAGE, GAME

.313 @ San Antonio, 4/18/07 (5-16)

.375 @ Portland, 11/2/02 (3-8)

@ Cleveland, 3/7/20 (3-8)

FREE THROWS MADE

MOST FREE THROWS MADE, SEASON

2,388 1980-81

2,371 1981-82

2,200 1983-84

FEWEST FREE THROWS MADE, SEASON

1,010 1998-99 (Shortened season)

1,129 2020-21 (Shortened season)

1,185 2019-20 (COVID-19 season)

MOST FREE THROWS MADE, GAME

51 @ San Diego, 10/29/83

vs. Atlanta, 1/13/81

49 @ New Orleans Jazz, 4/10/77

FEWEST FREE THROWS MADE, GAME

3 2 times, @ Cleveland, 3/7/20

4 7 times, last @ San Antonio, 3/4/19

FREE THROWS ATTEMPTED

MOST FREE THROW ATTEMPTS, SEASON

3,051 1980-81

2,978 1981-82

2,841 1978-79

FEWEST FREE THROW ATTEMPTS, SEASON

1,406 2020-21 (Shortened season)

1,526 2019-20 (COVID-19 season)

1,714 2018-19

MOST FREE THROW ATTEMPTS, GAME

65 @ New Orleans Jazz, 4/10/77

63 vs. Phoenix, 2/19/81

61 vs. Atlanta, 1/13/81

60 vs. Milwaukee, 12/30/00

FEWEST FREE THROW ATTEMPTS, GAME

4 @ San Antonio, 3/4/19

5 vs. San Antonio, 12/18/01

vs. Cleveland (OT), 1/16/97

6 @ San Antonio, 12/26/15

REBOUNDS

MOST REBOUNDS, SEASON

4,050 1990-91

3,988 1976-77

3,913 1977-78

FEWEST REBOUNDS, SEASON

2,039 1998-99 (Shortened season)

2,834 2011-12 (Shortened season)

3,197 1997-98

MOST REBOUNDS, GAME

73 vs. Philadelphia, 1/5/91

68 @ Utah, 4/12/83

67 @ LA Lakers (OT), 11/11/94

FEWEST REBOUNDS, GAME

22 @ Detroit, 3/18/08

23 @ Utah, 2/1/06

vs. Orlando, 1/13/98

OFFENSIVE REBOUNDS

MOST OFFENSIVE REBOUNDS, SEASON

1,520 1990-91

1,350 1991-92

1,331 1984-85

FEWEST OFFENSIVE REBOUNDS, SEASON

647 1998-99 (Shortened season)

738 2011-12 (Shortened season)

758 2020-21 (Shortened season)

MOST OFFENSIVE REBOUNDS, GAME

33 vs. Philadelphia, 1/5/91

@ Atlanta, 2/26/85

vs. Washington, 11/23/76

FEWEST DEFENSIVE REBOUNDS, GAME

1 vs. Houston, 4/24/21

vs. Portland, 12/5/96

2 vs. New York, 1/25/18

DEFENSIVE REBOUNDS

MOST DEFENSIVE REBOUNDS, SEASON

2,837 2016-17

2,832 2018-19

2,748 2017-18

FEWEST DEFENSIVE REBOUNDS, SEASON

1,392 1998-99 (Shortened season)

2,105 2011-12 (Shortened season)

2,157 1997-98

MOST DEFENSIVE REBOUNDS, GAME

54 vs. New York Nets, 11/17/76

53 @ Phoenix, 1/23/21

50 vs. Toronto, 11/18/16

@ Boston, 2/10/13

FEWEST DEFENSIVE REBOUNDS, GAME

14 @ Chicago, 1/14/85

15 @ Portland, 2/15/98

16 6 times, last @ Cleveland, 12/14/02

ASSISTS

MOST ASSISTS, SEASON

2,482 1983-84

2,336 1982-83

2,317 1986-87

FEWEST ASSISTS, SEASON

969 1998-99 (Shortened season)

1,547 1997-98

1,553 1991-92

MOST ASSISTS, GAME

52 @ Golden State, 4/21/89

47 vs. Sacramento, 12/2/87

46 vs. Detroit, 12/13/83

FEWEST ASSISTS, GAME

7 @ Houston, 1/27/10

@ Miami, 2/21/04

@ Houston, 11/24/28

vs. Dallas, 11/19/91

FOULS & DISQUALIFICATIONS

PERSONAL FOULS

MOST PERSONAL FOULS, SEASON

2,279 1983-84

2,235 1990-91

2,184 1986-87



TEAM REGULAR SEASON RECORDS



FEWEST PERSONAL FOULS, SEASON

1,145	1998-99 (Shortened season)
1,297	2011-12 (Shortened season)
1,374	2020-21 (Shortened season)

MOST PERSONAL FOULS, GAME

44	at Phoenix, 12/26/83
43	vs. Detroit, 12/13/83
42	@ Golden State, 4/22/95
	@ LA Clippers, 1/14/87

FEWEST PERSONAL FOULS, GAME

7	vs. Orlando, 1/9/13
8	vs. Detroit, 3/12/11
9	vs. New York, 12/15/19

DISQUALIFICATIONS

MOST DISQUALIFICATIONS, SEASON

48	1978-79
46	1990-91
31	1989-90

FEWEST DISQUALIFICATIONS, SEASON

2	2011-12 (Shortened season)
6	2005-06
7	2004-05

MOST DISQUALIFICATIONS, GAME

4	vs. Detroit (3OT), 12/13/83
	@ Atlanta, 10/21/78

STEALS

MOST STEALS, SEASON

953	1976-77
894	1984-85
856	1990-91

FEWEST STEALS, SEASON

376	1998-99 (Shortened season)
503	1996-97
521	1995-96

MOST STEALS, GAME

20	@ L.A. Clippers, 12/16/88
	vs. L.A. Clippers, 4/23/88
	vs. Phoenix, 10/29/85
	vs. New Jersey, 12/27/77
	vs. Seattle, 1/21/77

FEWEST STEALS, GAME

0	@ Sacramento, 1/6/11
	@ Atlanta, 10/21/78

BLOCKED SHOTS

MOST BLOCKED SHOTS, SEASON

686	1993-94
618	1999-00
597	1995-96

FEWEST BLOCKED SHOTS, SEASON

275	1998-99 (Shortened season)
323	2020-21 (Shortened season)
	2016-17

MOST BLOCKED SHOTS, GAME

19	vs. New Jersey, 11/24/87
18	vs. LA Clippers, 4/5/94
	vs. Vancouver, 3/15/99

FEWEST BLOCKED SHOTS, GAME

0	several times, last @ Cleveland, 3/7/20
---	---

TURNOVERS

MOST TURNOVERS, SEASON

2,011	1976-77
1,748	1977-78
1,666	1983-84

FEWEST TURNOVERS, SEASON

739	1998-99 (Shortened season)
923	2020-21 (Shortened season)
1,005	2019-20 (COVID-19 season)

MOST TURNOVERS, GAME

38	vs. Phoenix, 10/24/80
	@ Philadelphia (2OT), 3/9/77
	@ Indiana, 3/16/77

FEWEST TURNOVERS, GAME

1	vs. Portland, 2/23/21
3	vs. Atlanta, 11/12/19

TEAM DEFENSE

SCORING

FEWEST POINTS ALLOWED, GAME

67	vs. New Orleans, 11/29/04
68	vs. Portland, 11/4/05
70	vs. L.A. Clippers, 11/22/02
	vs. Houston, 4/16/02
	@ Chicago, 3/24/00

FEWEST POINTS ALLOWED PER GAME, SEASON

92.4	2002-03 (7,580/82)
96.1	2003-04 (7884/82)
97.5	2004-05 (7,995/82)

MOST POINTS ALLOWED PER GAME, SEASON

130.8	1990-91 (10,723/82)
126.0	1981-82 (10,328/82)
124.8	1983-84 (10,237/82)

MOST CONSECUTIVE GAMES, 100 OR MORE POINTS ALLOWED, SEASON

16	2002-03 (12/30 - 1/28)
12	2002-03 (11/7 - 11/29)
8	2004-05 (11/19-12/4)
7	2003-04 (1/13 - 1/23)

MOST CONSECUTIVE GAMES, 100 OR MORE POINTS ALLOWED, SEASON

82	1990-91 (entire season)
	1981-82 (entire season)
73	1986-87 (10/31/86 - 3/31/87) Gms 1-73

FIELD GOAL PERCENTAGE

LOWEST OPPONENT FIELD GOAL PERCENTAGE, SEASON

.438	(3,065/7,000) 1993-94
.440	(2,966-6,738) 2008-09
.443	(2,696-6,087), 2002-03

HIGHEST OPPONENT FIELD GOAL PERCENTAGE, SEASON

.524	(4,265/8,142) 1981-82
.518	(4,016/7,747) 1983-84
.5119	(4,076/7,962) 1990-91
.5115	(3,775/7,379) 1984-85

TURNOVERS

MOST TURNOVERS FORCED PER GAME, SEASON

23.7	(1,944/82) 1976-77
21.3	(1,744/82) 1984-85
21.2	(1,741/82) 1985-86

FEWEST TURNOVERS FORCED PER GAME, SEASON

12.0	(982/82) 2016-17
12.9	(1,057/82) 1996-97
13.1	(1,075/82) 2000-01

TEAM NOTABLE GAMES

TEAM SCORING

TOP TEAM SCORING GAMES

Points	Opponent	DEN-OPP	Date
184	vs. Detroit	184-186 (3OT)#	12/13/83
168	vs. Seattle	168-116	3/16/08
163	vs. San Antonio	163-155	1/11/84
162	vs. Portland	162-143	2/13/81
158	vs. Golden State	158-162	11/2/90
156	vs. San Antonio	156-142	11/20/87
	vs. San Antonio*	156-144	3/8/75
155	vs. Indiana	155-150 (OT)	12/28/82
154	@ San Antonio	154-157	4/15/84
	vs. Utah	154-138	3/16/82
153	@ San Antonio	153-161	11/7/90
	@ Texas Chaparrals*	153-158 (3OT)	3/5/71
152	vs. L.A. Stars*	152-116	4/15/70
	vs. Dallas Chaparrals*	152-113	4/8/70

* Signifies an ABA game # Highest scoring game in NBA history



TEAM REGULAR SEASON RECORDS



TOP TEAM SCORING GAMES VS. DENVER

Points	Opponent	DEN-OPP	Date
186	Detroit	184-186 (3OT)#	12/13/83
173	@ Phoenix	143-173	11/10/90
162	Golden State	158-162	11/2/90
161	@ San Antonio	153-161	11/7/90
	@ Washington	133-161	12/29/90
158	@ Texas Chaparrals*	155-158 (3OT)	3/5/71
157	@ San Antonio	154-157	4/15/84
156	Houston	133-156	1/10/90
	@ Portland	116-156	11/22/83
155	Orlando	116-155	12/30/90
	@ Portland	129-155	11/13/90
	San Antonio	163-155	1/11/84
	@ Virginia Squires*	111-155	10/26/73
153	Phoenix	118-153	4/16/90
	@ L.A. Lakers	128-153	4/9/82
152	@ Golden State	107-152	11/7/81

* Signifies an ABA game # Highest scoring game in NBA history

LARGEST MARGINS

BIGGEST WINS

Margin	Opponent	DEN-OPP	Date
52	vs. Seattle	168-116	3/16/08
46	vs. L.A. Clippers	139-93	11/6/87
45	vs. Atlanta	138-93	11/15/18
44	vs. Utah Stars*	145-101	11/5/74
42	@ Seattle	138-96	2/27/08
40	vs. Charlotte	120-80	3/2/11
39	vs. Golden State	123-84	4/9/12
	vs. Toronto	132-93	12/2/08
	vs. Portland	107-68	11/4/05
	vs. L.A. Clippers	134-95	12/11/85
	vs. Dallas Chaparrals*	152-113	4/8/70
38	vs. Cleveland	133-95	2/10/21
	vs. L.A. Clippers	118-80	2/21/95
37	@ New York	129-92	12/5/19
	vs. Phoenix	132-95	1/25/19

*Signifies an ABA game

BIGGEST ROAD WINS

Margin	Opponent	DEN-OPP	Date
42	@ Seattle	138-96	2/27/08
37	@ New York	129-92	12/5/19
33	@ Chicago	135-102	3/21/18
	@ Sacramento	118-85	12/6/08
	@ Chicago	124-91	11/20/79
31	@ Milwaukee	128-97	3/2/21
	@ Miami	135-104	12/23/89
30	@ Cleveland	113-83	2/10/08
	@ Washington	117-87	3/9/04
29	@ Minnesota	131-102	4/26/12
	@ Sacramento	122-93	1/25/12
	@ L.A. Lakers	113-84	11/12/93
28	@ New Jersey	122-94	11/4/09
26	@ Washington	118-92	11/9/07
25	@ Sacramento	122-97	12/16/12
	@ Sacramento	108-83	2/4/94

BIGGEST LOSSES

Margin	Opponent	DEN-OPP	Date
48	@ Milwaukee	95-143	3/26/80
47	@ Seattle	99-146	11/5/91
45	@ Golden State	107-152	11/7/81
44	@ New Jersey	70-114	2/7/09
	@ Portland	63-107	4/16/97
	@ Kansas City	102-146	12/22/82
	@ Virginia Squires*	111-155	10/26/73
43	@ Golden State	79-122	1/19/15
42	vs. New York Nets*	86-128	11/23/73
41	@ Utah	88-129	2/1/95
	@ Phoenix	88-129	12/27/92

*Signifies an ABA game

BIGGEST HOME LOSS

Margin	Opponent	DEN-OPP	Date
42	vs. New York Nets*	86-128	11/23/73
39	vs. Chicago	72-111	2/2/98
38	vs. Boston	76-114	2/23/09
	vs. Indiana	92-130	12/30/90
35	vs. Phoenix	118-153	4/16/91
33	vs. New Jersey	87-120	1/27/98
	vs. Utah	99-132	12/30/98
32	vs. Washington	75-107	3/20/02
31	vs. San Antonio	102-133	3/28/14
	vs. Detroit	66-97	3/6/04
	vs. Portland	112-143	11/17/90

*Signifies an ABA game

NUGGETS ALL-TIME STREAKS

LONGEST WINNING STREAKS

15	2/23 - 3/23/13
	12/20/69 - 1/25/70
12	3/10 - 4/2/82
11	2/24 - 3/15/83
10	3 times, last 3/30 - 4/13/05
9	twice, last 11/6 - 11/27/84

LONGEST HOME WINNING STREAKS

28	12/27/75 - 3/21/76
26	10/19/74 - 2/1/75
23	1/20/13 - 4/17/13
20	1/9 - 3/30/85
19	twice, last 1/28 - 4/20/89
17**	twice, last 3/11 - 11/27/09

** Includes 10 games in '08-09 (3/11-4/13) and 7 games in '09-10 (10/28-11/27).

LONGEST ROAD WINNING STREAKS

7	11/28 - 12/15/75
6	2/23 - 3/19/13
	3/23 - 4/11/88
5	7 times, last 11/21 - 12/5/18

LONGEST LOSING STREAKS

23	12/9/97 - 1/23/98
16	2/12 - 3/10/98
14	2/6 - 3/5/03
	12/5/92 - 1/5/93
12	10/31 - 11/25/97

LONGEST HOME LOSING STREAKS

11	12/16/97 - 1/29/98
10	1/17/15 - 3/1/15
10*	4/1/97 - 11/28/97
7	2/6 - 3/2/03
	2/13 - 3/10/98
6	3 times, last 12/9/02 - 1/4/03

* Includes 5 games in '96-97 (4/1-4/17) and 5 games in '97-98 (10/31-11/22)

LONGEST ROAD LOSING STREAKS

25***	2/5 - 11/27/91
24****	3/19/98 - 4/5/99
22	11/1/97 - 1/23/98
16	1/6 - 3/5/03
15	11/28/79 - 1/16/80

*** Includes 20 games in '90-91 (2/5-4/21) and 5 games in '91-92 (11/8-11/27).

**** Includes 7 games in '97-98 (3/19-4/19) and 17 games in '98-99 (2/5-4/5)

LONGEST YEAR-BY-YEAR STREAKS

Year	Winning	Dates	Losing	Dates
1967-68	7	1/4 - 1/27	4	11/19 - 11/24
1968-69	6	12/22 - 1/4	7	2 times
1969-70	15	12/20 - 1/25	4	10/19 - 10/28
1970-71	3	2/5 - 2/7	8	3/10 - 3/25
1971-72	3	2 times	5	3 times
1972-73	6	2/16 - 2/25	6	1/16 - 1/23
1973-74	5	1/16 - 11/17	7	3/7 - 3/16
1974-75	10	12/20 - 1/10	2	2 times
1975-76	9	11/28 - 12/15	3	3/10 - 3/12
1976-77	8	10/22 - 1/19	3	3/9 - 3/13
1977-78	10	12/26 - 1/7	5	12/13 - 12/23
1978-79	7	3/14 - 3/30	6	11/11 - 11/22
1979-80	3	1/31 - 2/9	7	2 times
1980-81	4	2/24 - 3/4	6	12/13 - 12/26
1981-82	12	3/10 - 4/2	7	12/1 - 12/15
1982-83	11	2/24 - 3/15	3	2 times
1983-84	3	4 times	6	2/4 - 2/16
1984-85	9	1/16 - 11/27	3	5 times
1985-86	6	2/15 - 2/25	4	1/15 - 1/21
1986-87	4	11/18 - 11/26	5	12/30 - 1/7
1987-88	10	3/20 - 4/11	3	2 times
1988-89	5	2 times	5	4/9 - 4/18
1989-90	7	11/18 - 12/2	5	3/22 - 3/30
1990-91	6	1/21 - 2/2	10	3/30 - 4/18
1991-92	3	2 times	11	3/24 - 4/13
1992-93	3	5 times	14	12/5 - 1/5
1993-94	5	12/21 - 12/30	5	12/11 - 12/18
1994-95	4	4 times	5	2/7 - 2/18
1995-96	5	12/2 - 12/11	6	2 times
1996-97	3	12/18 - 12/23	6	2 times
1997-98	2	3/12 - 3/14	23	12/9 - 1/23
1998-99	2	3 times	7	2 times
1999-00	4	2 times	7	3/5 - 3/14
2000-01	5	12/30 - 1/9	5	2 times
2001-02	3	2 times	7	3/9 - 3/21
2002-03	3	11/22 - 11/26	14	2/6 - 3/2
2003-04	6	11/25 - 12/5	5	2/20 - 2/28
2004-05	10	3/30 - 4/15	6	12/17 - 12/27
2005-06	7	1/14 - 1/25	4	3 times
2007-08	6	1/19 - 11/20	3	3 times
2008-09	8	3/25 - 4/8	3	3 times
2009-10	8	1/11 - 1/27	3	3 times
2010-11	7	11/20 - 12/5	3	2 times
2011-12	6	1/17 - 1/29	5	2/3 - 2/11
2012-13	15	2/23 - 3/23	3	4 times
2013-14	7	11/21 - 12/3	8	12/17 - 1/1
2014-15	5	2 times	7	1/16 - 1/26
2015-16	4	3/6 - 3/12	8	11/18 - 12/2
2016-17	4	3/10-3/16	5	12/30-1/7
2017-18	6	3/30-4/9	3	1/6-1/10
2018-19	7	11/21-12/5	4	11/7-11/13
2019-20	7	12/12-12/23	3	2 times



TEAM REGULAR SEASON RECORDS



2020-21 8 3/26-4/9 4 2/4-2/8

NUGGETS STREAKS SINCE JOINING THE NBA IN 1976-77

LONGEST WINNING STREAKS

15	2/23 - 3/23/13
12	3/10 - 4/2/82
11	2/24 - 3/15/83
10	3 times, last 3/30 - 4/13/05
9	twice, 1/20 - 2/9/13
8	6 times, last 1/11 - 1/27/10

LONGEST HOME WINNING STREAKS

23	1/20 - 4/17/13
20	1/9 - 3/30/85
19	1/28 - 4/20/89
17	Twice, 3/11 - 11/27/09*
15	10/22 - 12/23/76
13	3 times, last 3/9 - 11/5/18**

* Includes 10 games in '08-09 (3/11-4/13) and 7 games in '09-10 (10/28-11/27)

** Includes 7 games in '17-18 (3/9-4/9) and 6 games in '18-19 (10/20-11/5)

LONGEST ROAD WINNING STREAKS

6	2/23 - 3/19/13
	3/23 - 4/11/88
5	7 times, last 11/21 - 12/5/18
4	9 times, last 2/10 - 3/3/18

LONGEST WINNING STREAKS TO START SEASON

8	10/22 - 11/9/76
6	10/25 - 11/7/85
5	10/28 - 11/4/09

LONGEST LOSING STREAKS

23	12/9/97 - 1/23/98
16	2/12 - 3/10/98
14	2/6 - 3/5/03
	12/5/92 - 1/5/93
12	10/31 - 11/25/97

LONGEST HOME LOSING STREAKS

11	12/16/97 - 1/29/98
10	1/17/15 - 3/1/15
	4/1/97 - 11/28/97
7	2/6 - 3/2/03
	2/13 - 3/10/98
6	3 times, last 12/9/02 - 1/4/03

LONGEST ROAD LOSING STREAKS

25	2/5 - 11/27/91
24	3/19/98 - 4/5/99
22	11/1/97 - 1/23/98
16	1/6 - 3/5/03
15	11/28/79 - 1/16/80

LONGEST LOSING STREAKS TO START SEASON

12	10/31 - 11/25/97
7	11/2 - 11/13/90
	10/13 - 10/24/79

TOP NUGGETS COMEBACKS

TOP 2ND HALF COMEBACKS (FROM HALFTIME DEFICITS)

Pts	Opponent	Date	Trailed	Final
19	@ Memphis	1/28/19	41-60	95-92
	Kansas City	11/27/81	55-74	123-115
18	@ L.A. Clippers	10/31/08	37-55	113-103 (OT)
	@ Indiana	11/10/07	56-74	113-106
	@ Miami	12/15/94	39-57	101-99
17	@ Charlotte	3/30/01	48-65	103-96
	Phoenix	2/24/85	49-66	117-107
	@ Golden State	1/16/20	45-62	134-131 (OT)
16	@ Dallas	1/31/04	37-53	107-102
15	Orlando	12/18/19	45-60	113-104
	Philadelphia	11/8/19	42-57	100-97
	Minnesota	12/11/15	41-56	111-108 (OT)
	Milwaukee	2/5/13	51-66	112-104
	@ Sacramento	12/23/07	51-66	106-105
	Houston	11/4/88	49-64	120-117
	Houston	4/29/88	63-78	132-125
14	San Antonio	2/10/20	53-67	127-120
	Utah	8/8/20	49-63	134-132 (2OT)
	Sacramento	2/1/10	50-64	112-109 (OT)
	Portland	4/19/05	56-70	119-115
	Houston	12/26/03	51-37	105-104
	Phoenix	11/2/99	47-61	107-102 (OT)
	Golden State	3/28/81	71-85	142-139
	@ Dallas	3/1/85	60-74	141-140 (OT)
	@ Atlanta	12/10/88	61-75	133-130
	@ Portland	3/26/95	43-57	102-98

Playoffs

16	LA Clippers (Rd. 2, Gm. 6)	9/13/20	47-63	111-98
12	@ LA Clippers (Rd. 2, Gm. 5)	9/11/20	44-56	111-105
10	San Antonio (Rd. 1, Gm. 2)	4/16/19	49-59	114-105

TOP 4TH QUARTER COMEBACKS (FROM END OF 3RD Q)

Pts	Opponent	Date	Trailed	Final
21	Philadelphia	11/8/19	65-86	100-97
19	@ Memphis	1/28/19	41-60	95-92
18	Milwaukee	4/1/18	84-102	128-125
17	Seattle	11/13/87	81-98	117-109
16	Chicago	2/5/16	73-89	115-110
15	@ Dallas	3/1/85	85-100	141-140 (OT)
14	Chicago	3/19/21	89-103	131-127 (OT)
13	L.A. Clippers	11/22/02	49-62	72-70
	@ Golden State	3/28/81	104-117	142-139
12	Memphis	4/19/21	102-114	139-137 (2OT)
	@ Milwaukee	1/28/05	68-80	106-100
	Milwaukee	2/26/99	69-81	96-95
11	@ New Orleans	3/26/21	89-100	113-108
	Philadelphia	12/26/08	68-79	105-101
	@ Washington	3/17/98	59-70	90-89
	San Antonio	4/19/91	90-101	125-122
10	Oklahoma City	2/12/21	72-82	97-95
	Dallas	3/14/19	79-89	100-99
	@ Memphis	3/18/09	81-91	111-109
	@ Sacramento	12/23/07	77-87	106-105
	L.A. Lakers	2/22/99	78-88	117-113 (OT)
		Playoffs		
10	Seattle (Rd. 1, Gm. 1)	4/29/88	84-94	126-123
9	@ Dallas (Rd. 2, Gm. 3)	5/14/88	78-87	107-105
7	@ LA Clippers (Rd. 2, Gm. 5)	9/11/20	73-80	111-105
	San Antonio (Rd. 1, Gm. 2)	4/16/19	75-82	114-105
	Utah (Rd. 2, Gm. 6)	5/19/94	67-74	94-91
6	Houston (Rd. 2, Gm. 4)	5/4/86	74-80	114-111 (OT)

BIGGEST BLOWN LEADS

FROM HALFTIME

Pts	Opponent	Date	Led	Final
34	@ Utah	11/27/96	70-36	103-107
23	Dallas	11/26/94	66-43	122-123 (OT)
20	@ L.A. Clippers	4/4/06	77-57	109-111
19	@ Phoenix	3/31/08	70-51	117-132
18	Phoenix	5/2/89	72-54	121-130
17	@ Sacramento	11/30/19	57-40	97-100 (OT)
16	Miami	1/15/16	62-46	95-98
15	Milwaukee	1/21/89	63-48	107-116
14	Phoenix	12/20/13	62-48	99-103
	Minnesota	11/29/09	64-50	100-106
	@ Milwaukee	2/23/08	64-50	109-115
	Milwaukee	11/1/01	63-49	101-102
	@ Houston	4/14/98	53-39	88-94
	Philadelphia	3/9/77	60-46	125-129 (2OT)
	Utah	2/14/89	60-46	105-119
13	Portland	1/26/77	54-41	102-107
	@ Cleveland	12/4/90	70-57	117-121
12	@ Memphis	1/31/12	49-37	97-100 (OT)
	@ Houston	12/6/80	62-50	108-111
	Phoenix	4/8/84	73-61	121-126
	Sacramento	3/2/87	61-49	114-117
	@ Sacramento	11/5/93	62-50	100-109
	@ Memphis	2/13/11	67-55	108-116

START OF 4TH QUARTER

Pts	Opponent	Date	Led	Final
17	Minnesota	2/5/00	70-53	97-105 (OT)
15	@ Dallas	3/20/81	105-90	125-126
14	Atlanta	12/6/06	75-61	96-98
13	@ Utah	11/27/96	85-72	103-107
	@ Golden State	3/23/86	98-85	111-113
	Phoenix	5/2/89	101-88	121-130
	@ Sacramento	11/5/93	88-75	100-108
11	LA Lakers	2/25/04	88-77	111-112
	Chicago	11/24/90	120-109	145-151
	Minnesota	3/31/92	88-77	114-121 (OT)
	Boston	3/18/93	86-75	101-105
10	Phoenix	12/20/13	82-72	99-103
	@ New York	11/6/07	92-82	112-119
	@ Toronto	3/19/98	77-67	103-104 (OT)
	@ Sacramento	3/7/88	74-64	114-116 (OT)
	LA Clippers	11/14/89	102-92	121-129
	Utah	1/6/90	88-78	120-123 (OT)
	LA Clippers	11/28/92	89-79	119-121



OPPONENTS REGULAR SEASON RECORDS AND ALL-TIME LOWS



INDIVIDUAL - SINGLE GAME

MINUTES PLAYED

58	Raja Bell	Phoenix Suns (30T)	1/10/06
55	Doug Collins	at Philadelphia 76ers (30T)	3/9/77

Non-Overtime

48	several times, last by Harrison Barnes	Golden State Warriors	4/16/14
----	--	-----------------------	---------

POINTS

55	Adrian Dantley	at Utah Jazz	2/6/81
----	----------------	--------------	--------

FIELD GOALS MADE

24	Hakeem Olajuwon	at Houston Rockets	1/30/97
	Adrian Dantley	at Utah Jazz	2/6/81

FIELD GOALS ATTEMPTED

40	Hakeem Olajuwon	at Houston Rockets	1/30/97
	George Gervin	at San Antonio Spurs	1/8/80

3-POINT FIELD GOALS MADE

11	Damian Lillard	Portland Trail Blazers	8/6/20
----	----------------	------------------------	--------

3-POINT FIELD GOALS ATTEMPTED

18	Stephen Curry	Golden State Warriors	4/12/21
	Damian Lillard	Portland Trail Blazers	8/6/20

FREE THROWS MADE

27	Adrian Dantley	at Utah Jazz	11/25/83
----	----------------	--------------	----------

FREE THROWS ATTEMPTED

31	Adrian Dantley	at Utah Jazz	11/25/83
----	----------------	--------------	----------

OFFENSIVE REBOUNDS

16	Charles Barkley	Philadelphia 76ers	3/20/87
----	-----------------	--------------------	---------

DEFENSIVE REBOUNDS

25	Herb Williams	at Indiana Pacers	1/23/89
	Swen Nater	at San Diego Clippers	12/14/79

TOTAL REBOUNDS

32	Swen Nater	at San Diego Clippers	12/14/79
----	------------	-----------------------	----------

ASSISTS

30*	Scott Skiles	at Orlando Magic	12/30/90
-----	--------------	------------------	----------

*NBA Record

TURNOVERS

12	Sleepy Floyd	at Golden State Warriors	10/25/85
----	--------------	--------------------------	----------

STEALS

9	Doug Christie	Toronto Raptors	2/25/97
	Rickey Green	Utah Jazz	11/10/82

BLOCKED SHOTS

12	Mark Eaton	Utah Jazz	2/5/83
----	------------	-----------	--------

TEAM - SINGLE GAME

MINUTES PLAYED

315	5 times, last at Boston Celtics (30T)	2/10/13
-----	---------------------------------------	---------

MOST POINTS - GAME

186*	Detroit Pistons (30T)	12/13/83
------	-----------------------	----------

Non-Overtime

173	at Phoenix Suns	11/10/90
-----	-----------------	----------

*NBA Record

MOST POINTS - HALF

107*	at Phoenix Suns (1st)	11/10/90
------	-----------------------	----------

*NBA Record

MOST POINTS - QUARTER

57	at Phoenix Suns (2nd)	11/10/90
----	-----------------------	----------

FEWEST POINTS

67	New Orleans Hornets	11/29/04
----	---------------------	----------

FIELD GOALS MADE

74*	Detroit Pistons (30T)	12/13/83
-----	-----------------------	----------

*NBA Record

FIELD GOALS ATTEMPTED

136	Detroit Pistons (30T)	12/13/83
-----	-----------------------	----------

FIELD GOAL PERCENTAGE

.665 (55-84)	at Phoenix Suns	3/20/84
--------------	-----------------	---------

3-POINT FIELD GOALS MADE

24	at Toronto Raptors	3/24/21
----	--------------------	---------

3-POINT FIELD GOALS ATTEMPTED

55	Utah Jazz (20T)	8/8/20
----	-----------------	--------

FREE THROWS MADE

52	Minnesota Timberwolves	3/3/14
----	------------------------	--------

FREE THROWS ATTEMPTED

66	at Utah Jazz	12/23/83
----	--------------	----------

MOST FREE THROWS MADE, NO MISSES

27	Los Angeles Lakers	1/30/92
----	--------------------	---------

OFFENSIVE REBOUNDS

37	Kansas City Kings	1/4/83
DEFENSIVE REBOUNDS		
52	at San Antonio Spurs	12/19/90
TOTAL REBOUNDS		
75	at Indiana Pacers	11/28/86
	Kansas City Kings	1/4/83
ASSISTS		
52	at Seattle SuperSonics	3/18/83
TURNOVERS		
39	at Phoenix Suns	10/29/85
STEALS		
22	Seattle SuperSonics	3/20/97
PERSONAL FOULS		
46	Indiana Pacers	12/28/82
BLOCKED SHOTS		
22	at New Jersey Nets	12/12/91

NUGGETS & OPPONENTS ALL-TIME LOWS

POINTS - GAME

DEN	53 @ Detroit, 11/16/02
OPP	67 by New Orleans, 11/29/04

POINTS - HALF

DEN	22 three times, last @ Philadelphia, 12/16/02
OPP	23 by L.A. Lakers (2nd), 11/13/09

POINTS - QUARTER

DEN	3 @ San Antonio (1st), 11/27/02
OPP	8 four times, last by L.A. Lakers (3rd), 11/13/09

FIELD GOALS MADE

DEN	20 @ Phoenix, 4/1/03
	20 @ Portland, 11/23/96
OPP	21 @ Orlando, 2/11/09

FIELD GOALS ATTEMPTED

DEN	56 vs. New Jersey, 1/27/03
OPP	59 @ Seattle, 2/24/95

FIELD GOAL PERCENTAGE

DEN	.263 (20-76) @ Phoenix, 4/1/03
OPP	.268 (26-97) San Antonio, 10/29/03

3-POINT FIELD GOALS MADE

DEN	0 several times, last at Portland, 12/20/12
OPP	0 several times, last @ NO/OKC., 11/16/05

3-POINT FIELD GOAL ATTEMPTS

DEN	0 several times, last @ N.J., 11/30/91
OPP	0 several times, last by LAL, 12/19/92

FREE THROWS MADE

DEN	3, two times, last @ Cleveland, 3/7/20
OPP	2 by Houston, 1/27/78

FREE THROWS ATTEMPTED

DEN	5 vs. SA, 12/18/01
	5 vs. Cleveland (OT), 1/16/97
OPP	4 by Houston, 1/27/78

FREE THROW PERCENTAGE

DEN	.313 (5-16) @ San Antonio, 4/18/07
OPP	.333 (3-9) @ Phoenix, 12/23/96
	.333 (3-9) by Vancouver, 12/20/96

OFFENSIVE REBOUNDS

DEN	1, twice, last vs. Houston, 4/24/21
OPP	2, five times, last by Brooklyn, 5/8/21

DEFENSIVE REBOUNDS

DEN	14 @ Chicago, 1/14/85
OPP	13 @ Portland, 11/2/02

TOTAL REBOUNDS

DEN	22 @ Detroit, 3/18/08
OPP	21 by Memphis, 3/6/06

ASSISTS

DEN	7 @ Houston, 1/27/10
	7 @ Miami, 2/21/04
OPP	8 by Houston, 11/2/91

PERSONAL FOULS

DEN	8 vs. Detroit, 3/12/11
OPP	10 four times, last @ Cleveland, 1/24/14

STEALS

DEN	0 twice, last @ Sacramento, 1/6/11
OPP	0, by Portland, 2/23/21

TURNOVERS

DEN	1 vs. Portland, 2/23/21
OPP	4 vs. Dallas, 3/28/16
	4 @ Minnesota, 3/23/01
	4 by L.A. Lakers, 4/9/95





ROOKIE RECORDS

POINTS	
Carmelo Anthony ('03-04)	1,725
LaPhonso Ellis ('92-93)	1,205
Dikembe Mutombo ('91-92)	1,177
Antonio McDyess ('95-96)	1,020
Mahmoud Abdul-Rauf ('90-91)	942
SCORING AVERAGE	
Carmelo Anthony ('03-04)	21.0
Dikembe Mutombo ('91-92)	16.6
LaPhonso Ellis ('92-93)	14.7
Mahmoud Abdul-Rauf ('90-91)	14.1
Antonio McDyess ('95-96)	13.4
REBOUNDS	
Dikembe Mutombo ('91-92)	871
LaPhonso Ellis ('92-93)	744
Antonio McDyess ('95-96)	572
Nikola Jokic ('15-16)	560
Carmelo Anthony ('03-04)	498
ASSISTS	
Jalen Rose ('94-95)	389
Emmanuel Mudiay ('15-16)	372
Rob Williams ('82-83)	361
Bobby Jackson ('97-98)	317
Junior Harrington ('02-03)	277
BLOCKED SHOTS	
Dikembe Mutombo ('91-92)	210
Antonio McDyess ('95-96)	114
LaPhonso Ellis ('92-93)	111
Gary Garland ('79-80)	73
Tony Battie ('97-98)	69
STEALS	
Mark Macon ('91-92)	154
Nené ('02-03)	127
Bobby Jackson ('97-98)	105
James Posey ('99-00)	98
Carmelo Anthony ('03-04)	97
FIELD GOALS MADE	
Carmelo Anthony ('03-04)	624
LaPhonso Ellis ('92-93)	483
Dikembe Mutombo ('91-92)	428
Antonio McDyess ('95-96)	427
Mahmoud Abdul-Rauf ('90-91)	417
FIELD GOALS ATTEMPTED	
Carmelo Anthony ('03-04)	1,465
Mahmoud Abdul-Rauf ('90-91)	1,009
LaPhonso Ellis ('92-93)	958
Emmanuel Mudiay ('15-16)	908
Mark Macon ('91-92)	889
FIELD GOAL PERCENTAGE	
Kenneth Faried ('11-12)	.586/181-309
Nené ('02-03)	.519/321-619
Ty Lawson ('09-10)	.515/201-390
Nikola Jokic ('15-16)	.512/307-600
Michael Porter Jr. ('19-20)	.509/195-383
FREE THROWS MADE	
Carmelo Anthony ('03-04)	408
Dikembe Mutombo ('91-92)	321
Danny Fortson ('97-98)	263
LaPhonso Ellis ('92-93)	237
Nené ('02-03)	197
FREE THROWS ATTEMPTED	
Carmelo Anthony ('03-04)	525
Dikembe Mutombo ('91-92)	500
Nené ('02-03)	341
Danny Fortson ('97-98)	339
LaPhonso Ellis ('92-93)	317
FREE THROW PERCENTAGE	
Jamal Murray ('16-17)	.883/106-120
Facundo Campazzo ('20-21)	.879/80-91
Michael Porter Jr. ('19-20)	.833/60-72
Bryant Stith ('92-93)	.832/99-119
Kiki Vandeweghe ('80-81)	.818/130-159
3-POINT FIELD GOALS MADE	
Jamal Murray ('16-17)	115
James Posey ('99-00)	82
Facundo Campazzo ('20-21)	76
Emmanuel Mudiay ('15-16)	74
Carmelo Anthony ('03-04)	69
MINUTES	
Carmelo Anthony ('03-04)	2,995
LaPhonso Ellis ('92-93)	2,749
Dikembe Mutombo ('91-92)	2,716
Mark Macon ('91-92)	2,304
Antonio McDyess ('95-96)	2,280

CAREER LEADERS

GAMES PLAYED	
Alex English	837
Dan Issel	802
Byron Beck	747
T.R. Dunn	734
Bill Hanzlik	593
MINUTES PLAYED	
Alex English	29,893
Dan Issel	25,198
Carmelo Anthony	20,521
Byron Beck	19,197
T.R. Dunn	18,322
TOTAL POINTS	
Alex English	21,645
Dan Issel	16,589
Carmelo Anthony	13,970
David Thompson	11,992
Ralph Simpson	10,130
FIELD GOALS MADE	
Alex English	8,953
Dan Issel	6,176
Carmelo Anthony	4,989
David Thompson	4,486
Ralph Simpson	4,095
FIELD GOALS ATTEMPTED	
Alex English	17,604
Dan Issel	12,183
Carmelo Anthony	10,877
Ralph Simpson	8,988
David Thompson	8,842
3-POINT FIELD GOALS MADE	
J.R. Smith	768
Jamal Murray	673
Will Barton	647
Michael Adams	630
Gary Harris	565
3-POINT FIELD GOAL ATTEMPTED	
J.R. Smith	2,010
Michael Adams	1,841
Jamal Murray	1,834
Will Barton	1,790
Gary Harris	1,576
FREE THROWS MADE	
Dan Issel	4,217
Alex English	3,721
Carmelo Anthony	3,582
David Thompson	2,996
Ralph Simpson	1,908
FREE THROWS ATTEMPTED	
Dan Issel	5,277
Carmelo Anthony	4,462
Alex English	4,428
David Thompson	3,844
Nene	2,556
REBOUNDS	
Dan Issel	6,630
Byron Beck	5,261
Dikembe Mutombo	4,811
Alex English	4,686
Julius Keye	4,547
STEALS	
Fat Lever	1,167
T.R. Dunn	1,070
Alex English	854
Dan Issel	798
Nene	694
ASSISTS	
Alex English	3,679
Fat Lever	3,566
Andre Miller	2,978
Ty Lawson	2,745
Nikola Jokic	2,697
PERSONAL FOULS	
Dan Issel	2,288
Alex English	2,267
Byron Beck	1,922
Dan Schayes	1,864
Nene	1,864
BLOCKED SHOTS	
Dikembe Mutombo	1,486
Marcus Camby	1,126
Wayne Cooper	830
Bobby Jones	625
Chris Andersen	624



NUGGETS CAREER RECORDS



TURNOVERS

Alex English	2,263
Carmelo Anthony	1,726
Ralph Simpson	1,653
Dan Issel	1,481
David Thompson	1,189

YEAR-BY-YEAR LEADERS

GAMES PLAYED

20-21	Nikola Jokic	72
19-20	Nikola Jokic/Monte Morris	73
18-19	Monte Morris/Mason Plumlee	82
17-18	Will Barton/Jamal Murray	81
16-17	Jamal Murray	82
15-16	Will Barton	82
14-15	Wilson Chandler	78
13-14	Timofey Mozgov	82
12-13	Andre Miller/Corey Brewer	82
11-12	Andre Miller	66
10-11	Ty Lawson	80
09-10	Arron Afflalo/Nené	82
08-09	Linas Kleiza	82
07-08	Allen Iverson	82
06-07	Linas Kleiza	79
05-06	Andre Miller	82
04-05	Miller/Boykins	82
03-04	Anthony/Boykins/Miller	82
02-03	Junior Harrington	82
01-02	Ryan Bowen	75
00-01	James Posey	82
99-00	Clark/LaFrentz/McDyess/Posey	81
98-99	Fortson/McDyess/Van Exel	50
97-98	Dean Garrett/Anthony Goldwire	82
96-97	Dale Ellis/Ervin Johnson	82
95-96	Bryant Stith	82
94-95	Dikembe Mutombo	82
93-94	Dikembe Mutombo/ Bryant Stith	82
92-93	Dikembe Mutombo/ LaPhonso Ellis	82
91-92	Greg Anderson	82
90-91	Marcus Liberty	76
89-90	Bill Hanzlik/ Blair Rasmussen	81
88-89	Alex English	82
87-88	Adams/Dunn/Lever	82
86-87	Alex English/Fat Lever	82
85-86	T.R. Dunn	82
84-85	Fat Lever	82
83-84	Alex English/Dan Schayes	82
82-83	Dunn/English/Hanzlik/ Vandeweghe	82
81-82	Dunn/English/Vandeweghe	82
80-81	T.R. Dunn	82
79-80	Dan Issel/John Roche	82
78-79	Robert Smith	82
77-78	Dan Issel/Anthony Roberts	82
76-77	Bobby Jones/David Thompson	82

TOTAL POINTS

20-21	Nikola Jokic	1,898
19-20	Nikola Jokic	1,456
18-19	Nikola Jokic	1,604
17-18	Nikola Jokic	1,385
16-17	Nikola Jokic	1,221
15-16	Will Barton	1,178
14-15	Ty Lawson	1,143
13-14	Kenneth Faried	1,096
12-13	Ty Lawson	1,216
11-12	Ty Lawson	999
10-11	Carmelo Anthony	1,259
09-10	Carmelo Anthony	1,943
08-09	Carmelo Anthony	1,504
07-08	Allen Iverson	2,164
06-07	Carmelo Anthony	1,881
05-06	Carmelo Anthony	2,122
04-05	Carmelo Anthony	1,558
03-04	Carmelo Anthony	1,725
02-03	Juwan Howard	1,418
01-02	Nick Van Exel	965
00-01	Antonio McDyess	1,458
99-00	Antonio McDyess	1,551
98-99	Antonio McDyess	1,061
97-98	Johnny Newman	1,089
96-97	Dale Ellis	1,361
95-96	Dale Ellis	1,204
94-95	Mahmoud Abdul-Rauf	1,165
93-94	Mahmoud Abdul-Rauf	1,437
92-93	Mahmoud Abdul-Rauf	1,553
91-92	Reggie Williams	1,474
90-91	Michael Adams	1,752
89-90	Fat Lever	1,443
88-89	Alex English	2,175

87-88	Alex English	2,000
86-87	Alex English	2,345
85-86	Alex English	2,414
84-85	Alex English	2,262
83-84	Kiki Vandeweghe	2,295
82-83	Alex English	2,326
81-82	Alex English	2,082
80-81	David Thompson	1,967
79-80	Dan Issel	1,951
78-79	David Thompson	1,825
77-78	David Thompson	2,172
76-77	David Thompson	2,125

SCORING AVERAGE

20-21	Nikola Jokic	26.4
19-20	Nikola Jokic	19.9
18-19	Nikola Jokic	20.1
17-18	Nikola Jokic	18.5
16-17	Danilo Gallinari	18.2
15-16	Danilo Gallinari	19.5
14-15	Ty Lawson	15.2
13-14	Ty Lawson	17.6
12-13	Ty Lawson	16.7
11-12	Ty Lawson	16.4
10-11	Carmelo Anthony	25.2
09-10	Carmelo Anthony	28.2
08-09	Carmelo Anthony	22.8
07-08	Allen Iverson	26.4
06-07	Carmelo Anthony	28.9
05-06	Carmelo Anthony	26.5
04-05	Carmelo Anthony	20.8
03-04	Carmelo Anthony	21.0
02-03	Juwan Howard	18.4
01-02	Nick Van Exel	21.4
00-01	Antonio McDyess	20.8
99-00	Antonio McDyess	19.1
98-99	Antonio McDyess	21.2
97-98	Johnny Newman	14.7
96-97	LaPhonso Ellis	21.9
95-96	Mahmoud Abdul-Rauf	19.2
94-95	Mahmoud Abdul-Rauf	16.0
93-94	Mahmoud Abdul-Rauf	18.0
92-93	Mahmoud Abdul-Rauf	19.2
91-92	Reggie Williams	18.2
90-91	Michael Adams	26.5
89-90	Fat Lever	18.3
88-89	Alex English	26.5
87-88	Alex English	25.0
86-87	Alex English	28.6
85-86	Alex English	29.8
84-85	Alex English	27.9
83-84	Kiki Vandeweghe	29.4
82-83	Alex English	28.4
81-82	Alex English	25.4
80-81	David Thompson	25.5
79-80	Dan Issel	23.8
78-79	David Thompson	24.0
77-78	David Thompson	27.2
76-77	David Thompson	25.9

MINUTES PLAYED

20-21	Nikola Jokic	2,488
19-20	Nikola Jokic	2,336
18-19	Nikola Jokic	2,504
17-18	Will Barton	2,683
16-17	Wilson Chandler	2,197
15-16	Gary Harris	2,439
14-15	Ty Lawson	2,664
13-14	Ty Lawson	2,222
12-13	Andre Iguodala	2,779
11-12	Ty Lawson	2,124
10-11	Arron Afflalo	2,324
09-10	Nené	2,755
08-09	Chauncey Billups	2,719
07-08	Allen Iverson	3,424
06-07	Carmelo Anthony	2,486
05-06	Carmelo Anthony	2,941
04-05	Andre Miller	2,852
03-04	Carmelo Anthony	2,995
02-03	Juwan Howard	2,730
01-02	James Posey	2,238
00-01	Nick Van Exel	2,688
99-00	Nick Van Exel	2,950
98-99	Antonio McDyess	1,937
97-98	Dean Garrett	2,632
96-97	Dale Ellis	2,940
95-96	Bryant Stith	2,810
94-95	Dikembe Mutombo	3,100
93-94	Dikembe Mutombo/B. Stith	2,853
92-93	Dikembe Mutombo	3,029
91-92	Greg Anderson	2,793
90-91	Michael Adams	2,346



NUGGETS CAREER RECORDS



89-90	Fat Lever	2,832
88-89	Alex English	2,990
87-88	Fat Lever	3,061
86-87	Alex English	3,085
85-86	Alex English	3,024
84-85	Alex English	2,924
83-84	Alex English	2,870
82-83	Alex English	2,988
81-82	Alex English	3,015
80-81	Alex English	3,093
79-80	Dan Issel	2,938
78-79	Dan Issel	2,742
77-78	David Thompson	3,025
76-77	David Thompson	3,001

FIELD GOALS MADE

20-21	Nikola Jokic	732
19-20	Nikola Jokic	656
18-19	Nikola Jokic	616
17-18	Nikola Jokic	504
16-17	Nikola Jokic	494
15-16	Will Barton	425
14-15	Wilson Chandler	418
13-14	Kenneth Faried	447
12-13	Ty Lawson	448
11-12	Ty Lawson	374
10-11	Carmelo Anthony	437
09-10	Carmelo Anthony	688
08-09	Carmelo Anthony	535
07-08	Carmelo Anthony	728
06-07	Carmelo Anthony	691
05-06	Carmelo Anthony	756
04-05	Carmelo Anthony	530
03-04	Carmelo Anthony	624
02-03	Juwan Howard	567
01-02	Nick Van Exel	372
00-01	Antonio McDyess	577
99-00	Antonio McDyess	614
98-99	Antonio McDyess	415
97-98	LaPhonso Ellis	410
96-97	Antonio McDyess	536
95-96	Dale Ellis	459
94-95	Mahmoud Abdul-Rauf	472
93-94	Mahmoud Abdul-Rauf	588
92-93	Mahmoud Abdul-Rauf	633
91-92	Reggie Williams	601
90-91	Michael Adams	560
89-90	Alex English	635
88-89	Alex English	924
87-88	Alex English	843
86-87	Alex English	965
85-86	Alex English	951
84-85	Alex English	939
83-84	Alex English	907
82-83	Alex English	959
81-82	Alex English	855
80-81	Alex English	768
79-80	Dan Issel	715
78-79	David Thompson	693
77-78	David Thompson	826
76-77	David Thompson	824

FIELD GOALS ATTEMPTED

20-21	Nikola Jokic	1,293
19-20	Nikola Jokic	1,071
18-19	Nikola Jokic	1,206
17-18	Jamal Murray	1,062
16-17	Wilson Chandler	939
15-16	Will Barton	983
14-15	Wilson Chandler	975
13-14	Randy Foye	875
12-13	Ty Lawson	971
11-12	Al Harrington	773
10-11	Carmelo Anthony	967
09-10	Carmelo Anthony	1,502
08-09	Carmelo Anthony	1,207
07-08	Allen Iverson	1,556
06-07	Carmelo Anthony	1,453
05-06	Carmelo Anthony	1,572
04-05	Carmelo Anthony	1,230
03-04	Carmelo Anthony	1,465
02-03	Juwan Howard	1,261
01-02	Nick Van Exel	912
00-01	Antonio McDyess	1,165
99-00	Nick Van Exel	1,213
98-99	Antonio McDyess	882
97-98	LaPhonso Ellis	1,007
96-97	Antonio McDyess	1,157
95-96	Dale Ellis	959
94-95	Mahmoud Abdul-Rauf	1,005
93-94	Mahmoud Abdul-Rauf	1,279
92-93	Mahmoud Abdul-Rauf	1,407

91-92	Reggie Williams	1,277
90-91	Michael Adams	1,421
89-90	Alex English	1,293
88-89	Alex English	1,881
87-88	Alex English	1,704
86-87	Alex English	1,920
85-86	Alex English	1,888
84-85	Alex English	1,812
83-84	Alex English	1,714
82-83	Alex English	1,857
81-82	Alex English	1,553
80-81	Alex English	1,555
79-80	Dan Issel	1,416
78-79	David Thompson	1,353
77-78	David Thompson	1,584
76-77	David Thompson	1,626

FIELD GOAL PERCENTAGE

20-21	Nikola Jokic	732-1,293 (.566)
19-20	Mason Plumlee	177-288 (.615)
18-19	Mason Plumlee	262-442 (.593)
17-18	Mason Plumlee	221-368 (.601)
16-17	Nikola Jokic	494-854 (.578)
15-16	Kenneth Faried	349-626 (.558)
14-15	Kenneth Faried	373-736 (.507)
13-14	Kenneth Faried	447-820 (.545)
12-13	Kosta Koufos	295-508 (.581)
11-12	Kosta Koufos	115-192 (.599)
10-11	Nené	402-654 (.615)
09-10	Nené	421-717 (.587)
08-09	Nené	428-709 (.604)
07-08	Kenyon Martin	376-699 (.538)
06-07	Eduardo Najera	204-354 (.576)
05-06	Ruben Patterson	139-256 (.543)
04-05	Greg Buckner	160-303 (.528)
03-04	Nené	334-630 (.530)
02-03	Nené	321-619 (.519)
01-02	Avery Johnson	186-383 (.486)
00-01	Antonio McDyess	577-1,165 (.495)
99-00	Keon Clark	286-528 (.528)
98-99	Danny Fortson	191-386 (.495)
97-98	Danny Fortson	276-611 (.452)
96-97	Ervin Johnson	243-467 (.520)
95-96	Dikembe Mutombo	284-569 (.499)
94-95	Bison Dele	196-333 (.589)
93-94	Dikembe Mutombo	365-642 (.569)
92-93	Dikembe Mutombo	398-781 (.510)
91-92	Dikembe Mutombo	428-869 (.493)
90-91	Orilando Woolridge	490-983 (.498)
89-90	Blair Rasmussen	445-895 (.497)
88-89	Dan Schayes	317-607 (.522)
87-88	Dan Schayes	361-668 (.540)
86-87	Dan Schayes	210-405 (.519)
85-86	Alex English	951-1,888 (.504)
84-85	Calvin Natt	685-1,255 (.546)
83-84	Kiki Vandeweghe	895-1,603 (.580)
82-83	Kiki Vandeweghe	841-1,537 (.547)
81-82	Kiki Vandeweghe	706-1,260 (.560)
80-81	David Thompson	734-1,451 (.506)
79-80	Dan Issel	715-1,416 (.505)
78-79	Tom Boswell	321-603 (.532)
77-78	Bobby Jones	440-761 (.578)
76-77	Bobby Jones	501-879 (.570)

FREE THROWS MADE

20-21	Nikola Jokic	342
19-20	Nikola Jokic	246
18-19	Nikola Jokic	289
17-18	Nikola Jokic	266
16-17	Danilo Gallinari	349
15-16	Danilo Gallinari	375
14-15	Ty Lawson	265
13-14	Ty Lawson	324
12-13	Danilo Gallinari	286
11-12	Arron Afflalo	197
10-11	Carmelo Anthony	343
09-10	Carmelo Anthony	508
08-09	Chauncey Billups	409
07-08	Allen Iverson	645
06-07	Carmelo Anthony	459
05-06	Carmelo Anthony	573
04-05	Carmelo Anthony	456
03-04	Carmelo Anthony	408
02-03	Juwan Howard	282
01-02	James Posey	161
00-01	Antonio McDyess	304
99-00	Antonio McDyess	323
98-99	Antonio McDyess	230
97-98	Johnny Newman	365
96-97	Antonio McDyess	274
95-96	Bryant Stith	320
94-95	Bryant Stith	267



NUGGETS CAREER RECORDS



93-94	Bryant Stith	291
92-93	Dikembe Mutombo	335
91-92	Dikembe Mutombo	321
90-91	Michael Adams	465
89-90	Fat Lever	271
88-89	Dan Schayes	332
87-88	Dan Schayes	407
86-87	Alex English	411
85-86	Alex English	511
84-85	Calvin Natt	447
83-84	Kiki Vandeweghe	494
82-83	Kiki Vandeweghe	489
81-82	Dan Issel	546
80-81	Dan Issel	519
79-80	Dan Issel	517
78-79	George McGinnis	509
77-78	David Thompson	520
76-77	David Thompson	477

FREE THROWS ATTEMPTED

20-21	Nikola Jokic	394
19-20	Nikola Jokic	301
18-19	Nikola Jokic	352
17-18	Nikola Jokic	313
16-17	Danilo Gallinari	387
15-16	Danilo Gallinari	432
14-15	Ty Lawson	363
13-14	Ty Lawson	406
12-13	Danilo Gallinari	348
11-12	Aron Afflalo	247
10-11	Carmelo Anthony	417
09-10	Carmelo Anthony	612
08-09	Carmelo Anthony	468
07-08	Allen Iverson	797
06-07	Carmelo Anthony	568
05-06	Carmelo Anthony	709
04-05	Carmelo Anthony	573
03-04	Carmelo Anthony	525
02-03	Juwan Howard	351
01-02	James Posey	203
00-01	Antonio McDyess	434
99-00	Antonio McDyess	516
98-99	Antonio McDyess	338
97-98	Johnny Newman	445
96-97	Antonio McDyess	387
95-96	Bryant Stith	379
94-95	Dikembe Mutombo	379
93-94	Dikembe Mutombo	439
92-93	Dikembe Mutombo	492
91-92	Dikembe Mutombo	500
90-91	Michael Adams	529
89-90	Fat Lever	337
88-89	Dan Schayes	402
87-88	Dan Schayes	487
86-87	Alex English	487
85-86	Alex English	593
84-85	Calvin Natt	564
83-84	Kiki Vandeweghe	580
82-83	Kiki Vandeweghe	559
81-82	Dan Issel	655
80-81	Dan Issel	684
79-80	Dan Issel	667
78-79	George McGinnis	765
77-78	David Thompson	668
76-77	David Thompson	623

FREE THROW PERCENTAGE

20-21	Facundo Campazzo	80-91 (.879)
19-20	Jamal Murray	163-185 (.881)
18-19	Jamal Murray	189-223 (.848)
17-18	Jamal Murray	229-253 (.905)
16-17	Danilo Gallinari	349-387 (.902)
15-16	Danilo Gallinari	375-432 (.868)
14-15	Danilo Gallinari	171-191 (.895)
13-14	Randy Foye	157-185 (.849)
12-13	Danilo Gallinari	286-348 (.822)
11-12	Danilo Gallinari	182-209 (.871)
10-11	Chauncey Billups	265-287 (.923)
09-10	Chauncey Billups	466-512 (.910)
08-09	Chauncey Billups	409-448 (.913)
07-08	Allen Iverson	645-797 (.809)
06-07	Earl Boykins	119-131 (.908)
05-06	Earl Boykins	152-174 (.874)
04-05	Earl Boykins	279-303 (.921)
03-04	Earl Boykins	142-162 (.877)
02-03	James Posey	86-102 (.843)
01-02	George McCloud	132-163 (.810)
00-01	George McCloud	152-181 (.840)
99-00	George McCloud	148-181 (.818)
98-99	Chauncey Billups	157-172 (.913)
97-98	Johnny Newman	365-445 (.820)
96-97	Bryant Stith	202-234 (.863)

95-96	Mahmoud Abdul-Rauf	146-157 (.930)
94-95	Mahmoud Abdul-Rauf	138-156 (.885)
93-94	Mahmoud Abdul-Rauf	219-229 (.956)
92-93	Mahmoud Abdul-Rauf	217-232 (.935)
91-92	Mahmoud Abdul-Rauf	94-108 (.870)
90-91	Michael Adams	465-529 (.879)
89-90	Walter Davis	207-227 (.912)
88-89	Walter Davis	175-199 (.879)
87-88	Dan Schayes	407-487 (.836)
86-87	Alex English	411-487 (.844)
85-86	Alex English	511-593 (.862)
84-85	Mike Evans	113-131 (.863)
83-84	Kiki Vandeweghe	494-580 (.852)
82-83	Kiki Vandeweghe	489-559 (.875)
81-82	Kiki Vandeweghe	347-405 (.857)
80-81	Billy McKinney	162-188 (.862)
79-80	John Roche	175-202 (.866)
78-79	Robert Smith	159-180 (.883)
77-78	Mack Calvin	173-206 (.840)
76-77	Mack Calvin	287-338 (.849)

THREE-POINT FIELD GOALS MADE

20-21	Michael Porter Jr.	170
19-20	Jamal Murray	112
18-19	Malik Beasley	163
17-18	Jamal Murray	165
16-17	Danilo Gallinari	126
15-16	Will Barton	112
14-15	Wilson Chandler	139
13-14	Randy Foye	189
12-13	Danilo Gallinari	135
11-12	Al Harrington	101
10-11	J.R. Smith	124
09-10	J.R. Smith	158
08-09	J.R. Smith	180
07-08	J.R. Smith	157
06-07	J.R. Smith	149
05-06	Greg Buckner	86
04-05	Earl Boykins	56
03-04	Voshon Lenard	106
02-03	Chris Whitney	43
01-02	Voshon Lenard	89
00-01	Voshon Lenard	147
99-00	Nick Van Exel	133
98-99	Chauncey Billups	85
97-98	Anthony Goldwire	63
96-97	Dale Ellis	192
95-96	Dale Ellis	150
94-95	Dale Ellis	106
93-94	Reggie Williams	64
92-93	Mahmoud Abdul-Rauf	70
91-92	Reggie Williams	56
90-91	Michael Adams	167
89-90	Michael Adams	158
88-89	Michael Adams	166
87-88	Michael Adams	139
86-87	Mike Evans	53
85-86	Mike Evans	39
84-85	Mike Evans	57
83-84	Mike Evans	32
82-83	Kiki Vandeweghe	15
81-82	John Roche	23
80-81	David Thompson	10
79-80	John Roche	49

*79-80 was first season for 3-pt. field goals in the NBA

THREE-POINT FIELD GOAL ATTEMPTS

20-21	Michael Porter Jr.	382
19-20	Jamal Murray	324
18-19	Jamal Murray	414
17-18	Jamal Murray	436
16-17	Jamal Murray	344
15-16	Will Barton	325
14-15	Wilson Chandler	406
13-14	Randy Foye	498
12-13	Danilo Gallinari	362
11-12	Al Harrington	303
10-11	Al Harrington	328
09-10	J.R. Smith	467
08-09	J.R. Smith	453
07-08	J.R. Smith	390
06-07	J.R. Smith	382
05-06	Greg Buckner	243
04-05	Earl Boykins	166
03-04	Voshon Lenard	289
02-03	Nikoloz Tskitishvili	152
01-02	Nick Van Exel	252
00-01	Voshon Lenard	382
99-00	Nick Van Exel	401
98-99	Chauncey Billups	235
97-98	LaPhonso Ellis	201
96-97	Dale Ellis	528



NUGGETS CAREER RECORDS



95-96	Dale Ellis	364
94-95	Reggie Williams	266
93-94	Reggie Williams	230
92-93	Mahmoud Abdul-Rauf	197
91-92	Reggie Williams	156
90-91	Michael Adams	564
89-90	Michael Adams	432
88-89	Michael Adams	466
87-88	Michael Adams	379
86-87	Mike Evans	169
85-86	Mike Evans	176
84-85	Mike Evans	157
83-84	Mike Evans	89
82-83	Kiki Vandeweghe	51
81-82	John Roche	52
80-81	David Thompson	39
79-80	John Roche	129

OFFENSIVE REBOUNDS

20-21	Nikola Jokic	205
19-20	Nikola Jokic	166
18-19	Nikola Jokic	228
17-18	Nikola Jokic	195
16-17	Nikola Jokic	212
15-16	Kenneth Faried	235
14-15	Kenneth Faried	242
13-14	Kenneth Faried	238
12-13	Kenneth Faried	260
11-12	Kenneth Faried	142
10-11	Nené	145
09-10	Nené	166
08-09	Nené	183
07-08	Marcus Camby	230
06-07	Marcus Camby	164
05-06	Marcus Camby	132
04-05	Kenyon Martin	146
03-04	Marcus Camby	211
02-03	Nené	208
01-02	Ryan Bowen	134
00-01	Antonio McDyess	140
99-00	Antonio McDyess	234
98-99	Danny Fortson	210
97-98	Dean Garrett	227
96-97	Ervin Johnson	231
95-96	Dikembe Mutombo	249
94-95	Dikembe Mutombo	319
93-94	Dikembe Mutombo	286
92-93	Dikembe Mutombo	344
91-92	Greg Anderson	337
90-91	Jerome Lane	280
89-90	Fat Lever	230
88-89	Wayne Cooper	212
87-88	Fat Lever	203
86-87	Fat Lever	216
85-86	Alex English	192
84-85	Wayne Cooper	229
83-84	Alex English	216
82-83	Alex English	263
81-82	T.R. Dunn	211
80-81	Alex English	273
79-80	Dan Issel	236
78-79	George McGinnis	256
77-78	Dan Issel	253
76-77	Paul Silas	236

DEFENSIVE REBOUNDS

20-21	Nikola Jokic	575
19-20	Nikola Jokic	545
18-19	Nikola Jokic	637
17-18	Nikola Jokic	608
16-17	Nikola Jokic	506
15-16	Will Barton	417
14-15	Kenneth Faried	426
13-14	Kenneth Faried	446
12-13	Kenneth Faried	474
11-12	Al Harrington	318
10-11	Nené	426
09-10	Nené	461
08-09	Nené	415
07-08	Marcus Camby	807
06-07	Marcus Camby	652
05-06	Marcus Camby	536
04-05	Marcus Camby	530
03-04	Marcus Camby	516
02-03	Juwan Howard	404
01-02	James Posey	320
00-01	Antonio McDyess	605
99-00	Raef LaFrentz	471
98-99	Danny Fortson	371
97-98	Dean Garrett	417
96-97	Ervin Johnson	682
95-96	Dikembe Mutombo	622

94-95	Dikembe Mutombo	710
93-94	Dikembe Mutombo	685
92-93	Dikembe Mutombo	726
91-92	Greg Anderson	604
90-91	Blair Rasmussen	508
89-90	Fat Lever	504
88-89	Fat Lever	475
87-88	Fat Lever/Dan Schayes	462
86-87	Fat Lever	513
85-86	Wayne Cooper	420
84-85	Wayne Cooper	402
83-84	Dan Issel	401
82-83	Dan Issel	445
81-82	Dan Issel	434
80-81	Dan Issel	447
79-80	Dan Issel	483
78-79	George McGinnis	608
77-78	Dan Issel	577
76-77	Bobby Jones	504

TOTAL REBOUNDS

20-21	Nikola Jokic	780
19-20	Nikola Jokic	711
18-19	Nikola Jokic	865
17-18	Nikola Jokic	803
16-17	Nikola Jokic	718
15-16	Kenneth Faried	581
14-15	Kenneth Faried	668
13-14	Kenneth Faried	684
12-13	Kenneth Faried	734
11-12	Al Harrington	390
10-11	Nené	571
09-10	Nené	627
08-09	Nené	598
07-08	Marcus Camby	1,037
06-07	Marcus Camby	816
05-06	Marcus Camby	668
04-05	Marcus Camby	661
03-04	Marcus Camby	727
02-03	Juwan Howard	585
01-02	James Posey	429
00-01	Antonio McDyess	845
99-00	Antonio McDyess	685
98-99	Danny Fortson	581
97-98	Dean Garrett	644
96-97	Ervin Johnson	913
95-96	Dikembe Mutombo	871
94-95	Dikembe Mutombo	1,029
93-94	Dikembe Mutombo	971
92-93	Dikembe Mutombo	1,070
91-92	Greg Anderson	941
90-91	Blair Rasmussen	678
89-90	Fat Lever	734
88-89	Fat Lever	662
87-88	Fat Lever	665
86-87	Fat Lever	729
85-86	Wayne Cooper	610
84-85	Wayne Cooper	631
83-84	Dan Issel	513
82-83	T.R. Dunn	615
81-82	Dan Issel	608
80-81	Dan Issel	676
79-80	Dan Issel	719
78-79	George McGinnis	864
77-78	Dan Issel	830
76-77	Dan Issel	696

STEALS

20-21	Nikola Jokic	95
19-20	Nikola Jokic	85
18-19	Nikola Jokic	108
17-18	Gary Harris	122
16-17	Gary Harris	71
15-16	Gary Harris	97
14-15	Ty Lawson	92
13-14	Ty Lawson	100
12-13	Andre Iguodala	139
11-12	Ty Lawson	82
10-11	J.R. Smith	92
09-10	Nené	115
08-09	K. Martin/Anthony Carter	96
07-08	Allen Iverson	160
06-07	Allen Iverson	90
05-06	Andre Miller	106
04-05	Andre Miller	121
03-04	Andre Miller	142
02-03	Nené	127
01-02	James Posey	114
00-01	James Posey	93
99-00	James Posey	98
98-99	Antonio McDyess	73
97-98	Bobby Jackson	105



NUGGETS CAREER RECORDS



96-97	Ervin Johnson	65
95-96	Bryant Stith	114
94-95	Reggie Williams	114
93-94	Reggie Williams	117
92-93	Reggie Williams	126
91-92	Mark Macon	154
90-91	Michael Adams	147
89-90	Fat Lever	168
88-89	Fat Lever	195
87-88	Fat Lever	223
86-87	Fat Lever	201
85-86	Fat Lever	178
84-85	Fat Lever	202
83-84	T.R. Dunn	173
82-83	T.R. Dunn	143
81-82	T.R. Dunn	135
80-81	Alex English	106
79-80	Bobby Wilkerson	93
78-79	George McGinnis	129
77-78	Bobby Jones	137
76-77	Bobby Jones	186

ASSISTS

20-21	Nikola Jokic	599
19-20	Nikola Jokic	512
18-19	Nikola Jokic	580
17-18	Nikola Jokic	458
16-17	Jameer Nelson	385
15-16	Emmanuel Mudiay	372
14-15	Ty Lawson	720
13-14	Ty Lawson	543
12-13	Ty Lawson	501
11-12	Andre Miller	441
10-11	Ty Lawson	377
09-10	Chauncey Billups	409
08-09	Chauncey Billups	491
07-08	Allen Iverson	586
06-07	Allen Iverson	359
05-06	Andre Miller	674
04-05	Andre Miller	569
03-04	Andre Miller	501
02-03	Junior Harrington	277
01-02	Nick Van Exel	365
00-01	Nick Van Exel	600
99-00	Nick Van Exel	714
98-99	Nick Van Exel	368
97-98	Bobby Jackson	317
96-97	Mark Jackson	641
95-96	Jalen Rose	495
94-95	Jalen Rose	389
93-94	Mahmoud Abdul-Rauf	362
92-93	Mahmoud Abdul-Rauf	344
91-92	Winston Garland	411
90-91	Michael Adams	693
89-90	Fat Lever	512
88-89	Fat Lever	559
87-88	Fat Lever	639
86-87	Fat Lever	654
85-86	Fat Lever	584
84-85	Fat Lever	613
83-84	Rob Williams	464
82-83	Alex English	397
81-82	Alex English	433
80-81	Kenny Higgs	408
79-80	John Roche	405
78-79	Charles Scott	428
77-78	Bobby Wilkerson	439
76-77	David Thompson	337

BLOCKED SHOTS

20-21	Michael Porter Jr.	54
19-20	Jerami Grant	57
18-19	Mason Plumlee	76
17-18	Mason Plumlee	81
16-17	Nikola Jokic	55
15-16	Kenneth Faried	60
14-15	Jusuf Nurkic	68
13-14	Timofey Mozgov	100
12-13	JaVale McGee	157
11-12	Kenneth Faried	47
10-11	Nené	73
09-10	Chris Andersen	143
08-09	Chris Andersen	175
07-08	Marcus Camby	285
06-07	Marcus Camby	231
05-06	Marcus Camby	184
04-05	Marcus Camby	199
03-04	Marcus Camby	187
02-03	Nené	65
01-02	Raef LaFrentz	153
00-01	Raef LaFrentz	206
99-00	Raef LaFrentz	180

98-99	Antonio McDyess	115
97-98	Dean Garrett	133
96-97	Ervin Johnson	227
95-96	Dikembe Mutombo	332
94-95	Dikembe Mutombo	321
93-94	Dikembe Mutombo	336
92-93	Dikembe Mutombo	287
91-92	Dikembe Mutombo	210
90-91	Blair Rasmussen	132
89-90	Blair Rasmussen	104
88-89	Wayne Cooper	211
87-88	Wayne Cooper	94
86-87	Wayne Cooper	101
85-86	Wayne Cooper	227
84-85	Wayne Cooper	197
83-84	Alex English	95
82-83	Alex English	126
81-82	Alex English	120
80-81	Alex English	100
79-80	Kim Hughes	77
78-79	Kim Hughes	102
77-78	Bobby Jones	126
76-77	Bobby Jones	162

BIG PERFORMANCES

50+ GAMES BY PLAYER

2	Carmelo Anthony
	Alex English
	Kiki Vandeweghe
1	Mahmoud Abdul-Rauf
	Michael Adams
	Allen Iverson
	Nikola Jokic
	Jamal Murray
	David Thompson

40+ GAMES BY PLAYER

33	Alex English
19	Carmelo Anthony
17	David Thompson
11	Kiki Vandeweghe
9	Nikola Jokic
6	Michael Adams
4	J.R. Smith
	Nick Van Exel
3	Dan Issel
	Allen Iverson
	Antonio McDyess
	Jamal Murray
2	Danilo Gallinari
	George McGinnis
1	Mahmoud Abdul-Rauf
	Walter Davis
	Linus Kleiza
	Jay Vincent
	Orlando Woolridge

TOP INDIVIDUAL SCORING GAMES

David Thompson @ Detroit Pistons (L)	4/9/78	137-139	73
Michael Adams vs. Milwaukee Bucks (L)	3/23/91	136-140 (OT)	54
Alex English vs. Houston Rockets (W)	11/19/85	127-113	54
Allen Iverson vs. Los Angeles Lakers (L)	12/5/07	107-111	51
Mahmoud Abdul-Rauf @ Utah Jazz (W)	12/7/95	124-119	51
Alex English @ Miami Heat (L)	3/10/89	130-131 (2OT)	51
Kiki Vandeweghe vs. Detroit Pistons (L)	12/13/83	184-186 (3OT)	51
Jamal Murray @ Cleveland Cavaliers (W)	2/19/21	120-103	50
Nikola Jokic @ Sacramento Kings (L)	2/6/21	114-119	50
Carmelo Anthony vs. Houston Rockets (L)	2/7/11	103-108	50
Carmelo Anthony vs. New York Knicks (W)	11/27/09	128-125	50
Kiki Vandeweghe vs. San Antonio Spurs (W)	1/11/84	163-155	50
Carmelo Anthony vs. Washington Wizards (W)	2/8/08	111-100	49
Kiki Vandeweghe vs. Phoenix Suns (W)	1/1/83	127-125	49
Jamal Murray vs. Boston Celtics (W)	11/5/18	115-107	48
Nikola Jokic vs. Memphis Grizzlies (W)	4/19/21	139-137 (2OT)	47
Nikola Jokic vs. Utah Jazz (W)	1/31/21	128-117	47
Nikola Jokic @ Atlanta Hawks (W)	1/6/20	123-115	47
Danilo Gallinari vs. Dallas Mavericks (L)	4/10/15	143-144 (2OT)	47
Carmelo Anthony vs. Sacramento Kings (L)	4/5/08	115-118	47
Alex English @ Golden State Warriors (W)	10/25/85	119-105	47
Alex English vs. Detroit Pistons (L)	12/13/83	184-186 (3OT)	47
Dan Issel vs. New Jersey Nets (W)	1/31/80	127-126	47
Jamal Murray @ Phoenix Suns (W)	12/29/18	122-118	46
Antonio McDyess vs. Vancouver Grizzlies (W)	2/28/99	116-112	46
Alex English vs. Milwaukee Bucks (W)	1/24/87	132-122	46
Carmelo Anthony @ Houston Rockets (L)	3/15/10	123-125	45
J.R. Smith vs. Sacramento Kings (W)	4/13/09	118-98	45
Carmelo Anthony vs. Minn. Timberwolves (W)	12/10/08	116-105	45
Carmelo Anthony vs. Philadelphia 76ers (L)	12/27/05	106-108	45
Michael Adams vs. New Jersey Nets (W)	1/31/91	123-119	45
Alex English @ Sacramento Kings (W)	12/16/86	120-119	45



NUGGETS CAREER RECORDS



Alex English vs. Portland Trail Blazers (W)	11/8/84	128-125	45
Kiki Vandeweghe vs. Houston Rockets (W)	3/6/84	130-128	45
Alex English @ Los Angeles Lakers (L)	11/21/82	129-143	45
Allen Iverson vs. Phoenix Suns (W)	3/17/07	131-107	44
Allen Iverson vs. Seattle SuperSonics (W)	12/28/06	112-98	44
Nick Van Exel vs. Milwaukee Bucks (L)	11/1/01	101-102	44
Nick Van Exel @ Los Angeles Clippers (W)	4/15/00	115-114 (OT)	44
Michael Adams @ Sacramento Kings (W)	12/26/90	128-112	44
Alex English vs. Portland Trail Blazers (W)	12/19/85	123-118	44
Alex English vs. Utah Jazz (W)	11/10/84	147-135	44
Alex English vs. Utah Jazz (W)	3/3/84	131-122	44
David Thompson vs. Cleveland Cavaliers (W)	3/1/81	137-127	44
David Thompson @ Phoenix Suns (L)	11/23/80	113-131	44
David Thompson @ Philadelphia 76ers (L)	4/8/79	111-112	44
David Thompson vs. San Antonio Spurs (L)	3/23/77	120-122	44
Nikola Jokic @ Boston Celtics (L)	2/16/21	99-112	43
Carmelo Anthony @ Dallas Mavericks (W)	3/27/09	103-101	43
J.R. Smith @ Chicago Bulls (L)	2/22/08	121-135	43
Carmelo Anthony vs. Phoenix Suns (W)	1/10/06	139-137 (3OT)	43
Alex English @ New Jersey Nets (L)	1/24/89	115-117	43
Alex English vs. San Antonio Spurs (W)	3/5/87	121-104	43
Alex English vs. New Jersey Nets (W)	11/18/86	125-112	43
Alex English vs. New Jersey Nets (W)	1/22/86	137-124	43
Kiki Vandeweghe vs. Phoenix Suns (L)	4/8/84	121-126	43
Alex English @ Detroit Pistons (W)	12/23/82	135-127	43
David Thompson vs. Los Angeles Lakers (W)	3/29/81	148-146	43
David Thompson vs. Seattle SuperSonics (W)	11/1/80	123-118	43
George McGinnis @ Houston Rockets (L)	1/9/80	112-114	43
Carmelo Anthony vs. Dallas Mavericks (W)	2/10/11	121-120	42
Carmelo Anthony vs. Memphis Grizzlies (W)	11/1/09	133-123	42
Carmelo Anthony @ Boston Celtics (L)	12/15/06	114-119	42
Carmelo Anthony @ Charlotte Bobcats (W)	12/13/05	101-85	42
Jay Vincent @ Phoenix Suns (L)	11/1/88	115-127	42
Alex English vs. Portland Trail Blazers (W)	2/4/86	119-118	42
Alex English @ Milwaukee Bucks (W)	1/13/86	119-115	42
Alex English vs. Houston Rockets	12/30/85	125-122	42
Alex English vs. Golden State Warriors (W)	4/7/85	130-125	42
Kiki Vandeweghe vs. Seattle SuperSonics (W)	4/3/84	124-113	42
Kiki Vandeweghe vs. Kansas City Kings (W)	1/20/84	116-114	42
Alex English @ Kansas City Kings (W)	3/18/81	126-124 (2OT)	42
David Thompson vs. Indiana Pacers (W)	11/26/77	136-123	42
David Thompson @ New Orleans Jazz (W)	3/26/78	109-100	42
Nikola Jokic vs. Portland Trail Blazers (W)	2/23/21	111-106	41
Nikola Jokic vs. Brooklyn Nets (W)	11/17/17	112-104	41
J.R. Smith vs. Atlanta Hawks (W)	12/23/09	124-104	41
Carmelo Anthony @ Memphis Grizzlies (L)	12/20/09	96-102	41
Carmelo Anthony @ Portland Trail Blazers (W)	10/29/09	97-94	41
Linus Kleiava vs. Utah Jazz (W)	1/17/08	120-109	41
Carmelo Anthony vs. Seattle SuperSonics (W)	3/30/04	124-119	41
Nick Van Exel @ Charlotte Hornets (W)	3/30/01	103-96	41
Nick Van Exel @ Los Angeles Lakers (L)	4/5/99	104-117	41
Michael Adams vs. Houston Rockets (L)	4/5/91	120-126	41
Michael Adams vs. Golden State Warriors (W)	2/23/91	150-145	41
Michael Adams @ Milwaukee Bucks (W)	1/29/91	126-122	41
Walter Davis vs. Seattle SuperSonics (L)	11/9/90	129-135	41
Alex English vs. Portland Trail Blazers (L)	12/20/88	124-127	41
Alex English vs. New York Knicks (W)	11/29/88	139-119	41
Alex English @ San Antonio Spurs (L)	2/17/87	126-131	41
Alex English vs. Phoenix Suns (W)	2/25/86	112-99	41
Alex English @ Los Angeles Lakers (W)	1/8/85	126-124	41
Alex English vs. Kansas City Kings (W)	2/25/84	148-136	41
Kiki Vandeweghe vs. Dallas Mavericks (L)	2/8/84	114-120	41
Kiki Vandeweghe vs. Seattle SuperSonics (L)	1/3/84	110-109	41
Alex English vs. Golden State Warriors (W)	12/27/82	130-128	41
Alex English @ Indiana Pacers (L)	12/8/82	126-130	41
David Thompson @ San Antonio Spurs (L)	1/2/82	133-148	41
George McGinnis vs. New York Knicks (W)	1/12/79	126-119	41
David Thompson @ New York Knicks (W)	1/31/78	119-115	41
David Thompson @ Houston Rockets (W)	1/12/78	109-106	41
Nikola Jokic vs. Portland Trail Blazers (W)	1/13/19	116-113	40
Nikola Jokic @ New York Knicks (W)	2/10/17	131-123	40
Daniilo Gallinari @ Orlando Magic (W)	3/22/15	119-100	40
Carmelo Anthony @ Cleveland Cavaliers (W)	2/18/10	118-116 (OT)	40
Carmelo Anthony @ Detroit Pistons (L)	12/10/09	99-101	40
J.R. Smith vs. Washington Wizards (W)	3/20/09	116-105	40
Carmelo Anthony @ Miami Heat (W)	12/9/05	100-92	40
Antonio McDyess vs. Houston Rockets (L)	11/30/00	105-109 (OT)	40
Antonio McDyess @ Houston Rockets (L)	1/20/00	115-122	40
Orlando Woolridge @ Phoenix Suns (L)	11/10/90	143-173	40
Alex English @ Los Angeles Clippers (L)	2/20/87	107-121	40
Alex English vs. Dallas Mavericks (W)	1/31/85	121-110	40
Kiki Vandeweghe vs. Boston Celtics (L)	12/30/82	145-132	40
Alex English @ Dallas Mavericks (W)	11/13/82	140-130	40
Kiki Vandeweghe @ Boston Celtics (L)	2/5/82	144-145	40
David Thompson @ Phoenix Suns (L)	11/23/80	113-131	40
Alex English @ Kansas City Kings (L)	3/20/80	105-121	40
David Thompson @ New Jersey Nets (L)	3/17/78	109-111 (OT)	40
Dan Issel vs. Indiana Pacers (L)	2/22/78	96-99	40
David Thompson @ New Orleans Jazz (L)	4/10/77	125-139	40
David Thompson @ Philadelphia 76ers (L)	3/9/77	125-129 (2OT)	40
Dan Issel @ Kansas City Kings (W)	2/25/77	130-128	40

David Thompson @ Portland Trail Blazers (W)	2/8/77	119-111	40
TOP OPPONENT INDIVIDUAL SCORING GAMES			
Adrian Dantley at Utah (L)	2/6/81		55
Stephen Curry at Golden State (W)	4/12/21		53
Adrian Dantley at Utah (W)	4/10/82		53
George Gervin at San Antonio (W)	1/8/80		53
Bernard King at Washington (W)	12/29/90		52
Charles Smith vs. L.A. Clippers (W)	12/1/90		52
Hakeem Olajuwon vs. Houston (L OT)	4/19/90		52
Michael Jordan vs. Chicago (L)	11/26/88		52
Kevin Durant at Oklahoma City (W OT)	2/19/12		51
Tracy McGrady vs. Orlando (L)	11/14/03		51
Kobe Bryant vs. L.A. Lakers (W)	2/12/03		51
Adrian Dantley at Utah (W)	1/7/81		51
Russell Westbrook vs. Oklahoma City (W)	4/9/17		50
Anthony Davis at New Orleans (W)	10/26/17		50
James Harden at Houston (L)	3/19/15		50
Cliff Robinson at Phoenix	1/16/00		50
Jim Jackson vs. Dallas (W OT)	11/26/94		50
Michael Jordan at Chicago (W)	3/24/92		50
John Drew at Atlanta (W)	12/30/78		50
Otis Birdsong vs. Kansas City (W)	1/29/80		49
World B. Free at San Diego	2/2/79		49
Bojan Bogdanovic at Utah (W)	5/7/21		48
Hakeem Olajuwon at Houston (L)	1/30/97		48
Karl Malone vs. Utah (W)	1/6/90		48
Mike Dunleavy at Houston (W)	12/6/80		48
Paul Westphal vs. Phoenix (W)	11/27/77		48
Victor Oladipo at Indiana (W OT)	12/10/17		47
Darius Miles vs. Portland (L)	4/19/05		47
Scottie Pippen at Chicago (W)	2/18/97		47
Isiah Thomas vs. Detroit (W 3OT)	12/13/83		47
Adrian Dantley at Utah (W)	11/25/83		47
Donovan Mitchell at Utah (W)	4/9/19		46
Mark Aguirre at Dallas (L)	3/1/85		46
Mark Aguirre at Dallas (W)	3/24/84		46
Damian Lillard vs. Portland* (W)	8/6/20		45
Ben Gordon vs. Detroit (L)	3/21/12		45
Tracy McGrady vs. Houston (W)	1/9/05		45
Paul Pierce at Boston (W)	1/24/03		45
Hakeem Olajuwon at Houston (W)	3/29/97		45
Vernon Maxwell vs. Houston (W)	4/5/91		45
Rickey Green vs. Utah* (W)	4/10/84		45
Pete Maravich at New Orleans Jazz (W)	4/10/77		45
LaMarcus Aldridge at Portland (L)	1/23/14		44
Kevin Durant at Oklahoma City (W)	12/25/10		44
Dirk Nowitzki vs. Dallas (L)	1/13/09		44
Ray Allen at Seattle (L)	1/23/07		44
Quentin Richardson at L.A. Clippers (W)	12/31/03		44
Larry Hughes at Golden State (W)	4/9/00		44
Isiah Thomas vs. Detroit (L)	3/25/83		44
Elvin Hayes at Washington (W OT)	3/2/77		44
Paul George vs. Oklahoma City (L)	2/1/18		43
Kevin Love vs. Minnesota (L)	12/18/10		43
LeBron James at Cleveland (L)	2/28/10		43
Tracy McGrady at Orlando (W)	3/9/03		43
Larry Bird at Boston (W)	12/5/90		43
David Robinson at San Antonio (W)	11/7/90		43
Clyde Drexler vs. Portland (W)	12/20/88		43
Sydney Moncrief vs. Milwaukee (L)	11/19/83		43
Adrian Dantley at Utah (W)	11/10/82		43
Adrian Dantley vs. Utah (L OT)	11/28/81		43
Phil Smith vs. Golden State (L)	11/9/76		43
Trae Young vs. Atlanta (W)	11/12/19		42
Michael Redd at Milwaukee (W)	2/23/08		42
Kobe Bryant vs. L.A. Lakers (L)	4/6/06		42
Jason Richardson at Golden State (W)	1/17/05		42
Kobe Bryant at L.A. Lakers (W)	1/2/05		42
Kobe Bryant at L.A. Lakers (W)	2/11/03		42
Vince Carter at Toronto (W OT)	12/7/01		42
Rasheed Wallace at Portland (W)	2/20/01		42
David Robinson vs. San Antonio (W)	4/16/95		42
Kevin Johnson at Phoenix (W)	4/3/94		42
Derrick Coleman at New Jersey (W)	2/15/91		42
Sherman Douglas vs. Miami (W)	12/27/90		42
Allenn Leavell at Houston (W)	2/2/83		42
Adrian Dantley vs. Utah (W)	2/10/82		42
Calvin Murphy at Houston (L)	1/3/81		42
Adrian Dantley at Utah (W)	10/18/80		42
World B. Free vs. San Diego (L)	3/30/79		42
John Williamson at New Jersey (W OT)	3/17/78		42
Jams Harden vs. Houston (W)	2/25/18		41
Anthony Davis at New Orleans (W)	4/4/17		41
Eric Bledsoe at Phoenix (W)	1/28/17		41
James Harden vs. Houston (L OT)	12/17/14		41
Jordan Crawford vs. Golden State (L)	4/18/14		41
Brandon Roy at Portland (W)	12/25/09		41
Al Harrington vs. New York (L)	11/27/09		41
Amare Stoudemire at Phoenix (W)	3/31/08		41
Mike Miller at Memphis (W)	3/17/06		41
Antawn Jamison at Golden State (W)	4/6/03		41



NUGGETS CAREER RECORDS



Chris Webber at Sacramento (W)	3/9/01	41
Mitch Richmond at Sacramento (W)	1/4/96	41
Hakeem Olajuwon vs. Houston (L)	1/14/95	41
Karl Malone at Utah (W)	4/13/91	41
Charles Barkley vs. Philadelphia (W)	1/5/91	41
Thurl Bailey vs. Utah (W)	3/14/88	41
Alvin Robertson vs. San Antonio (W)	12/21/85	41
John Long vs. Detroit (W 3OT)	12/13/83	41
Scott Wedman at Kansas City (W 2 OT)	3/18/81	41
Moses Malone vs. Houston (W)	10/21/80	41
George Gervin vs. San Antonio (L)	12/11/79	41
Nate Williams at New Orleans Jazz (W)	4/10/77	41
Anthony Davis at New Orleans (W)	11/17/18	40
DeMarcus Cousins at New Orleans (W)	12/6/17	40
James Harden vs. Houston (L)	3/18/17	40
Andrew Wiggins vs. Minnesota (L)	2/15/17	40
Damian Lillard vs. Portland (W)	12/15/16	40
Kevin Durant vs. Oklahoma City (L)	2/9/15	40
Kobe Bryant vs. L.A. Lakers (L)	12/26/12	40
Chris Bosh at Miami (W)	11/3/12	40
Russell Westbrook at Oklahoma City (W OT)	2/19/12	40
O.J. Mayo vs. Memphis (L)	11/1/09	40
Gerald Wallace at Charlotte (W)	11/4/08	40
Vince Carter vs. New Jersey (W)	1/27/07	40
Shaquille O'Neal at L.A. Lakers (L)	1/22/02	40
Shaquille O'Neal vs. L.A. Lakers (W)	3/13/00	40
Jerry Stackhouse at Detroit (W)	3/8/00	40
Tracy Murray at Toronto (L)	3/18/96	40
Dennis Scott at Orlando (W)	3/8/91	40
Sleepy Floyd vs. Houston (W)	2/26/91	40
Charles Barkley @ Philadelphia (W)	12/7/90	40
Karl Malone at Utah (W)	11/3/89	40
Karl Malone at Utah (W)	4/12/89	40
Isiah Thomas at Detroit (L)	1/2/88	40
Larry Bird at Boston (L)	12/9/87	40
Michael Jordan at Chicago (W)	12/9/86	40
Larry Bird vs. Boston (L)	2/20/85	40
Mickey Johnson at Golden State (W OT)	2/28/84	40
Walter Davis at Phoenix (W OT)	12/26/83	40
Adrian Dantley vs. Utah (L)	10/28/83	40
Adrian Dantley at Utah (L)	2/15/82	40
Brian Winters vs. Milwaukee (W)	1/22/82	40
Adrian Dantley vs. Utah (W)	12/4/80	40
Walter Davis vs. Phoenix (W)	11/24/79	40
Billy Knight vs. Buffalo (L OT)	1/25/78	40
Bob Lanier at Detroit (W)	2/4/77	40
*Neutral site		

20-20 CLUB

NUGGETS 20-20 CLUB

	Date	Points	Rebounds
Nikola Jokic @ Phoenix (W)	1/23/21	29	22
Nikola Jokic @ Utah (W)	2/5/20	30	21
Nikola Jokic @ Utah (L)	1/23/19	28	21
Nikola Jokic vs. Brooklyn (L)	11/9/18	37	21
Kenneth Faried vs. Dallas (W)	3/6/16	25	20
Kenneth Faried vs. Minnesota (W)	12/26/14	26	25
Kenneth Faried vs. Utah (W)	4/12/14	24	21
Timofey Mozgov @ Golden State (W)	4/10/14	23	29
Carmelo Anthony @ Phoenix (L)	11/15/10	20	22
Marcus Camby @ Charlotte (L)	1/14/08	20	23
Marcus Camby @ L.A. Lakers (W)	4/3/07	21	20
Marcus Camby @ Phoenix (L)	12/2/05	33	20
Marcus Camby vs. Memphis (W)	11/20/05	21	21
Marcus Camby @ Seattle (OT)(W)	1/18/05	25	24
Raef LaFrentz vs. Sacramento (W)	4/18/01	32	20
Antonio McDyess vs. Orlando (L)	2/26/01	24	21
Antonio McDyess vs. Vancouver (W)	1/17/01	20	20
Antonio McDyess vs. Houston (OT)(L)	1/13/00	40	20
Antonio McDyess @ L.A. Clippers (OT)(W)	4/15/00	30	21
Nick Van Exel vs. Atlanta (W)	11/8/99	23	20*
Danny Fortson @ Sacramento (L)	4/15/99	20	23
Ervin Johnson @ Dallas (W)	4/19/99	21	26
Mark Jackson vs. New Jersey (W)	1/20/97	21	22*
Mahmoud Abdul-Rauf @ Phoenix (3 OT) (W)	11/15/95	30	20*
Dikembe Mutombo vs. Chicago (W)	1/30/93	29	22
Dikembe Mutombo @ Minnesota (L)	2/3/92	39	21
Dikembe Mutombo vs. Charlotte (W)	11/26/91	21	20
Fat Lever vs. San Antonio (L)	4/20/90	20	22
Fat Lever vs. Golden State (W)	2/19/90	29	20
Fat Lever @ Houston (W)	4/5/88	22	21
Fat Lever vs. Cleveland (W)	3/2/88	20	20
Alex English vs. Kansas City (W)	4/17/83	31	20
Dan Issel vs. San Antonio (W)	1/24/81	32	21
George McGinnis vs. San Antonio (W)	12/12/78	38	20
George McGinnis vs. Phoenix (W)	10/25/78	33	24

*Assists

OPPONENTS 20-20 CLUB

	Date	Points	Rebounds
Clint Capela @ Houston (W)	2/9/18	23	25
DeMarcus Cousins @ New Orleans (W)	12/6/17	40	22
DeMarcus Cousins vs. Sacramento (W)	2/19/16	37	20
DeAndre Jordan vs. LA Clippers (W)	4/13/15	20	21
Greg Monroe @ Detroit (W)	2/6/15	22	25
Dwight Howard @ L.A. Lakers (W)	11/30/12	28	20
Kevin Love @ Minnesota (W)	3/25/12	30	21
Carlos Boozer @ Utah ^ (L)	4/30/10	22	20
Zach Randolph @ Memphis (L)	12/20/09	32	24
Dwight Howard @ Orlando (W)	2/13/08	23	24
Kevin Garnett @ Minnesota ^ (W)	4/21/04	20	22
Jermaine O'Neal @ Indiana (W)	11/4/03	25	20
Anthony Mason @ Charlotte (W)	12/11/96	25	21
Karl Malone @ Utah (L)	12/7/95	26	22
David Robinson vs. San Antonio (L)	11/15/94	33	20
Otis Thorpe vs. Houston (L)	1/20/94	24	20
Kevin Willis @ Atlanta (W)	12/11/92	25	22
Scott Skiles @ Orlando (W)	3/8/92	20	20*
Dennis Rodman @ Detroit (W)	1/2/91	34	23
Scott Skiles @ Orlando (W)	12/30/90	22	30*
Charles Barkley @ Philadelphia (W)	12/7/90	40	22
Otis Thorpe @ Houston (W)	11/6/90	21	22
Patrick Ewing @ New York (L)	3/31/90	37	21
Magic Johnson @ L.A. Lakers (W)	11/17/89	24	24*
Roy Tarpley vs. Dallas (W)	4/23/89	20	20
Hakeem Olajuwon @ Houston (L)	3/21/89	36	23
Herb Williams @ Indiana (W)	1/23/89	21	29
John Stockton vs. Utah (W)	3/14/88	24	20*
Jerome Kersey @ Portland (W)	2/12/88	34	20
Charles Barkley @ Philadelphia (W)	3/20/87	26	25
James Donaldson @ Dallas (W)	12/19/86	20	22
Kevin Willis @ Atlanta (W)	3/11/86	39	21
Ralph Sampson @ Houston (W)	2/27/86	31	22
Hakeem Olajuwon vs. Houston (L)	3/5/85	20	25
Maurice Lucas @ Phoenix (W)	12/26/83	29	25
Dan Roundfield @ Atlanta (L)	11/29/83	24	22
Moses Malone vs. Philadelphia (W)	2/1/83	30	24
Larry Smith @ Golden State (L)	3/28/81	23	31
Moses Malone vs. Houston (L)	3/15/81	31	23
Moses Malone @ Houston (W)	2/3/81	38	26
Swen Nater @ San Diego (W)	11/25/80	26	20
Artis Gilmore @ Chicago (L)	11/8/80	22	21
Larry Smith @ Golden State (W)	10/29/80	22	22
Moses Malone Houston (W)	10/21/80	41	26
Swen Nater @ San Diego (W)	3/13/80	21	22
Mark Landsberger vs. Chicago (L)	1/28/79	21	29
Jack Sikma @ Seattle (L)	1/5/79	23	23
Elvin Hayes vs. Washington (W)	12/16/77	33	20
Artis Gilmore @ Chicago (W)	12/13/77	20	26
Moses Malone @ Houston (L)	4/9/77	22	21
Maurice Lucas vs. Portland (L)	2/19/77	35	20
Bob McAdoo @ Buffalo (W)	11/11/76	22	25

* Assists ^ Playoffs

NUGGETS TRIPLE-DOUBLES

TOTAL TRIPLE DOUBLES

Player	No
Nikola Jokic	63 (includes 6 in playoffs)
Fat Lever	46 (includes 3 in playoffs)
Dikembe Mutombo	8
Alex English	5
Marcus Camby	2
Mark Jackson	2
George McGinnis	2
Robert Pack	2
Michael Adams	1
Carmelo Anthony	1
Andre Iguodala	1
Andre Miller	1
James Posey	1
Jim Price	1
Rodney White	1
Reggie Williams	1
Total	138

POINTS, REBOUNDS, ASSISTS (128)

Player	Pts	Reb	Ast	Date	Opponent
Nikola Jokic*	32	20	10	6/11/21	vs. Phoenix
Nikola Jokic	20	15	11	5/14/21	@ Detroit
Nikola Jokic	17	10	11	4/14/21	vs. Miami
Nikola Jokic^	17	10	11	4/11/21	vs. Boston
Nikola Jokic^	26	13	14	4/9/21	vs. San Antonio
Nikola Jokic^	28	15	10	3/23/21	@ Orlando
Nikola Jokic^	29	10	10	3/21/21	vs. New Orleans
Nikola Jokic	12	10	10	3/17/21	vs. Charlotte
Nikola Jokic	37	10	11	3/2/21	@ Milwaukee
Nikola Jokic	19	11	13	2/27/21	@ Oklahoma City
Nikola Jokic	16	12	10	2/19/21	@ Cleveland
Nikola Jokic	23	16	10	2/14/21	vs. LA Lakers



NUGGETS CAREER RECORDS



Nikola Jokic	23	14	10	1/14/21	vs. Golden State
Nikola Jokic	19	12	12	1/3/21	@ Minnesota
Nikola Jokic^A	26	10	12	12/29/20	@ Sacramento
Nikola Jokic^A	19	12	18	12/28/20	vs. Houston
Nikola Jokic	29	15	14	12/23/20	vs. Sacramento
Nikola Jokic^A	16	22	13	9/15/20	@ LA Clippers
Nikola Jokic	30	12	10	8/3/20	@ Oklahoma City
Nikola Jokic	23	18	11	3/1/20	vs. Toronto
Nikola Jokic	30	21	10	2/5/20	@ Utah
Nikola Jokic	39	10	11	2/2/20	@ Detroit
Nikola Jokic	24	12	11	1/26/20	vs. Houston
Nikola Jokic	19	12	10	1/22/20	@ Houston
Nikola Jokic	31	10	10	12/28/19	vs. Memphis
Nikola Jokic	22	12	10	12/23/19	@ Phoenix
Nikola Jokic	22	10	10	12/20/19	vs. Minnesota
Nikola Jokic	28	14	12	12/14/20	vs. Oklahoma City
Nikola Jokic	18	16	10	11/22/20	vs. Boston
Nikola Jokic	10	10	10	10/29/20	vs. Dallas
Nikola Jokic	23	14	12	10/25/20	vs. Phoenix
Nikola Jokic^A	21	12	11	5/5/19	@ Portland
Nikola Jokic^A	33	18	14	5/3/19	@ Portland
Nikola Jokic^A	21	15	10	4/27/19	vs. San Antonio
Nikola Jokic^A	10	14	14	4/13/19	vs. San Antonio
Nikola Jokic	20	18	11	2/13/19	vs. Sacramento
Nikola Jokic^A	27	10	10	2/8/19	@ Philadelphia
Nikola Jokic^A	25	14	10	2/6/19	@ Brooklyn
Nikola Jokic	13	16	10	2/2/19	@ Minnesota
Nikola Jokic	20	13	10	1/30/19	@ New Orleans
Nikola Jokic	32	18	10	1/26/19	vs. Philadelphia
Nikola Jokic	19	11	12	1/19/19	vs. Cleveland
Nikola Jokic^A	18	14	10	1/10/19	vs. L.A. Clippers
Nikola Jokic^A	29	11	10	1/8/19	@ Miami
Nikola Jokic	19	14	15	1/1/19	vs. New York
Nikola Jokic	23	11	15	12/3/18	@ Toronto
Nikola Jokic	35	11	11	10/20/18	vs. Phoenix
Nikola Jokic	15	20	11	4/9/18	vs. Portland
Nikola Jokic	23	11	11	4/7/18	@ LA Clippers
Nikola Jokic	23	12	10	3/15/18	vs. Detroit
Nikola Jokic	20	11	10	3/11/18	vs. Sacramento
Nikola Jokic	28	11	11	2/23/18	vs. San Antonio
Nikola Jokic^A	30	15	17	2/15/18	@ Milwaukee
Nikola Jokic^A	23	13	11	2/13/18	vs. San Antonio
Nikola Jokic	29	13	14	2/1/18	vs. Oklahoma City
Nikola Jokic	11	16	11	1/27/18	vs. Dallas
Nikola Jokic	22	12	11	1/8/18	@ Golden State
Nikola Jokic	26	13	10	3/31/17	@ Charlotte
Nikola Jokic	17	14	10	3/16/17	vs. L.A. Clippers
Nikola Jokic^A	13	14	10	3/1/17	@ Milwaukee
Nikola Jokic^A	19	16	10	2/28/17	@ Chicago
Nikola Jokic	17	21	12	2/13/17	vs. Golden State
Nikola Jokic	20	12	11	2/3/17	vs. Milwaukee
Andre Iguodala	12	13	10	4/10/13	vs. San Antonio
Marcus Camby	13	15	10	3/16/08	vs. Seattle
Carmelo Anthony	31	10	10	2/5/07	vs. Phoenix
Andre Miller	24	10	10	1/26/04	vs. Minnesota
Rodney White	17	12	10	3/24/03	vs. Dallas
James Posey	19	14	10	11/2/02	@ Portland
Robert Pack	12	10	11	4/13/01	vs. Golden State
Mark Jackson	20	10	12	1/28/97	@ Utah
Mark Jackson	15	16	12	1/22/97	vs. Vancouver
Reggie Williams	14	10	11	1/14/95	vs. Houston
Robert Pack	21	10	17	11/26/94	vs. Dallas
Michael Adams	45	11	12	1/31/91	vs. New Jersey
Fat Lever	20	22	11	4/20/90	vs. San Antonio
Fat Lever	17	11	10	3/20/90	vs. L.A. Clippers
Fat Lever	18	12	12	2/25/90	vs. Boston
Fat Lever^A	19	14	10	11/9/89	vs. Houston
Fat Lever^A	20	14	12	11/8/89	vs. Sacramento
Fat Lever^A	20	12	17	4/28/89	@ Phoenix
Fat Lever	15	13	23	4/21/89	@ Golden State
Fat Lever	26	11	11	4/9/89	@ Portland
Fat Lever	24	11	12	3/27/89	@ L.A. Clippers
Fat Lever	17	11	10	3/2/89	vs. Houston
Fat Lever	26	12	16	2/26/89	vs. Philadelphia
Fat Lever	23	13	11	2/2/89	vs. Atlanta
Fat Lever	12	18	10	12/17/88	vs. L.A. Clippers
Fat Lever	15	10	17	12/6/88	@ New York
Fat Lever	17	13	12	11/29/88	vs. New York
Fat Lever^A	11	11	12	5/14/88	@ Dallas
Fat Lever	25	19	13	4/17/88	vs. Dallas
Fat Lever	21	10	15	3/31/88	vs. Sacramento
Fat Lever	20	20	12	3/2/88	vs. Cleveland
Fat Lever	15	10	16	2/24/88	@ Utah
Fat Lever	19	13	10	2/12/88	@ Portland
Fat Lever	31	16	12	1/7/88	@ Chicago
Fat Lever^A	24	14	10	1/29/87	vs. Dallas
Fat Lever	18	11	13	12/9/87	@ Boston
Fat Lever	16	10	10	12/1/87	@ Houston
Fat Lever	21	13	14	11/24/87	vs. New Jersey
Fat Lever	15	12	11	11/21/87	vs. New Jersey
Fat Lever	11	10	10	11/6/87	vs. L.A. Clippers

Fat Lever	28	11	10	4/7/87	@ Golden State
Fat Lever	27	13	11	3/21/87	@ Washington
Fat Lever	20	10	15	3/5/87	vs. San Antonio
Fat Lever	15	16	10	3/2/87	vs. Sacramento
Fat Lever	18	12	13	2/24/87	vs. Houston
Fat Lever	10	10	14	2/18/87	vs. L.A. Lakers
Fat Lever	26	14	11	2/3/87	@ Houston
Fat Lever^A	36	12	10	1/26/87	@ Portland
Fat Lever^A	25	15	12	1/24/87	vs. Milwaukee
Fat Lever	17	10	10	1/10/87	vs. Phoenix
Fat Lever	23	11	12	1/2/87	vs. Houston
Fat Lever	17	11	14	12/16/86	@ Sacramento
Fat Lever	12	10	10	12/9/86	@ Chicago
Fat Lever	20	10	12	12/3/86	@ Boston
Fat Lever	13	12	14	11/6/86	vs. Utah
Fat Lever	14	12	14	11/27/85	@ Golden State
Fat Lever^A	19	16	18	4/30/85	vs. San Antonio
Alex English	22	10	10	3/21/84	vs. Houston
Alex English	33	10	10	12/15/82	@ Milwaukee
Alex English	33	13	12	3/30/82	vs. Seattle
Alex English	32	13	10	3/16/82	vs. Utah
Alex English	22	11	15	3/5/82	vs. Washington
George McGinnis	17	16	12	11/27/79	vs. Washington
George McGinnis	20	11	10	11/16/79	vs. L.A. Lakers
Jim Price	14	10	11	2/2/77	vs. Washington

* Playoff Game ^ Consecutive Games

POINTS, REBOUNDS, BLOCKED SHOTS (9)

Player	Pts	Reb	Blk	Date	Opponent
Marcus Camby	10	11	10	12/26/07	vs. Milwaukee
Dikembe Mutombo	22	16	10	12/2/95	vs. Minnesota
Dikembe Mutombo	18	18	10	4/2/95	@ Cleveland
Dikembe Mutombo	12	14	11	11/8/94	@ Dallas
Dikembe Mutombo	13	13	11	4/7/94	vs. Seattle
Dikembe Mutombo	11	16	11	4/5/94	vs. L.A. Clippers
Dikembe Mutombo	17	13	11	11/26/93	vs. Portland
Dikembe Mutombo	16	21	12	4/18/93	vs. L.A. Clippers
Dikembe Mutombo	21	16	10	3/25/93	vs. Golden State

POINTS, ASSISTS, STEALS (1)

Player	Pts	Ast	Stl	Date	Opponent
Fat Lever	13	15	10	3/9/85	vs. Indiana

OPPONENTS TRIPLE-DOUBLES

OPPONENTS TOTAL TRIPLE-DOUBLES

Magic Johnson	LA Lakers	16
LeBron James	Cleveland-LAL	7
Jason Kidd	Dallas-Phoenix-NJ	6
Russell Westbrook	OKC-Washington	6
Johnny Moore	San Antonio	3 (1 in playoffs)
Lonzo Ball	LAL-New Orleans	2
Larry Bird	Boston	2
Kevin Garnett	Minnesota	2 (1 in playoffs)
Draymond Green	Golden State	2
Michael Jordan	Chicago	2
Alvin Robertson	San Antonio	2
Charles Barkley	Houston-Phoenix	2
Domantas Sabonis	Indiana	2
Alvin Adams	Phoenix	1
Mark Aguirre	Dallas	1
Giannis	Milwaukee	1
Antetokounmpo		
Andrew Bynum	L.A. Lakers	1 (playoffs)
Dave Cowens	Boston	1
Baron Davis	Golden State	1
Luka Dončić	Dallas	1
Sleepy Floyd	Houston	1
Rickey Green	Utah	1
Anfernee Hardaway	Phoenix	1
Tim Hardaway	Golden State	1
James Harden	Houston	1
Grant Hill	Detroit	1
Serge Ibaka	Oklahoma City	1
Marques Johnson	Milwaukee	1
Pete Maravich	New Orleans	1
Rodney McCray	Sacramento	1
Tracy McGrady	Houston	1
Dirk Nowitzki	Dallas	1
Lamar Odom	L.A. Lakers	1
Paul Pierce	Boston	1
Julius Randle	L.A. Lakers	1
Rajon Rondo	Boston	1
John Salmons	Sacramento	1
Ralph Sampson	Houston	1 (playoffs)
Lonnie Shelton	Seattle	1
Jack Sikma	Seattle	1
Josh Smith	Atlanta	1
Steve Smith	Miami	1
Mychal Thompson	Portland	1
Otis Thorpe	Houston	1
Andrew Toney	Philadelphia	1



NUGGETS CAREER RECORDS



Wes Unseld	Washington	1
Antoine Walker	Boston	1
Darrell Walker	Washington	1
Hassan Whiteside	Miami	1
Total		88

POINTS, REBOUNDS, ASSISTS (88)

	Pts	Reb	Ast	Date	Opponent
Lonzo Ball	16	12	12	4/28/21	vs. New Orleans
Domantas Sabonis	10	10	10	3/4/21	at Indiana
Russell Westbrook	16	10	10	2/25/21	vs. Washington
Russell Westbrook	12	13	12	2/17/21	at Washington
LeBron James	27	10	10	2/4/21	at L.A. Lakers
Luka Dončić	35	11	16	1/25/21	at Dallas
LeBron James	32	12	14	2/12/20	vs. L.A. Lakers
Domantas Sabonis	22	15	10	1/19/20	vs. Indiana
Russell Westbrook	16	12	10	11/24/18	at Oklahoma City
LeBron James	28	11	11	10/25/18	at L.A. Lakers
LeBron James	25	10	15	3/3/18	at Cleveland
Giannis	36	11	13	2/15/18	at Milwaukee
Antetokounmpo					
Lonzo Ball	11	16	11	11/19/17	at L.A. Lakers
Russell Westbrook	50	16	10	4/9/17	vs. Oklahoma City
James Harden	40	10	10	3/18/17	vs. Houston
Russell Westbrook	32	17	11	1/7/17	at Oklahoma City
Draymond Green	15	10	13	1/2/17	at Golden State
Karl-Anthony Towns	15	11	10	12/28/16	vs. Minnesota
Russell Westbrook	36	11	17	11/25/16	vs. Oklahoma City
Russell Westbrook	13	14	12	4/5/16	vs. Oklahoma City
Julius Randle	13	18	10	3/25/16	at L.A. Lakers
LeBron James	33	11	11	3/21/16	at Cleveland
Hassan Whiteside	19	17	11#	1/15/16	vs. Miami
Draymond Green	29	17	14	1/2/16	at Golden State
Kobe Bryant	23	11	11	12/30/14	vs. L.A. Lakers
James Harden	24	10	10	12/13/13	at Houston
Paul Pierce	27	14	14	2/10/13	at Boston
Andrew Bynum*	10	13	10#	4/29/12	at L.A. Lakers
Serge Ibaka	14	15	11#	2/19/12	at Oklahoma City
Dirk Nowitzki	34	10	10	3/29/10	at Dallas
Rajon Rondo	11	11	15	3/24/10	at Boston
LeBron James	43	13	15	2/18/10	at Cleveland
Tracy McGrady	20	14	10	12/16/08	at Houston
Baron Davis	20	10	11	4/10/08	at Golden State
Jason Kidd	13	11	10	1/25/08	vs. New Jersey
Josh Smith	22	12	10	1/23/08	vs. Atlanta
Lamar Odom	17	14	12	4/3/07	at L.A. Lakers
LeBron James	30	10	10	1/19/07	vs. Cleveland
John Salmons	21	11	10	12/22/06	vs. Sacramento
Kevin Garnett*	20	22	10	4/21/04	at Minnesota
Antoine Walker	30	12	14	2/12/02	vs. Boston
Anfernee Hardaway	12	10	11	12/29/01	at Phoenix
Jason Kidd	14	10	13	12/23/00	at Phoenix
Kevin Garnett	18	13	10	1/3/98	at Minnesota

Charles Barkley	15	11	12	12/2/97	at Houston
Grant Hill	23	13	10	3/17/96	at Detroit
Jason Kidd	26	12	12	2/29/96	vs. Dallas
Charles Barkley	26	19	12	4/9/93	at Phoenix
Steve Smith	21	10	12	2/15/93	at Miami
Jason Kidd	11	13	11	4/29/99	vs. Phoenix
Jason Kidd	28	11	13	2/15/99	vs. Phoenix
Jason Kidd	14	11	11	4/15/98	at Phoenix
Otis Thorpe	16	13	10	1/14/92	at Houston
Magic Johnson	21	10	11	11/19/90	vs. L.A. Lakers
Darrell Walker	10	16	13	3/28/90	vs. Washington
Magic Johnson	17	11	17	2/21/90	vs. L.A. Lakers
Tim Hardaway	19	10	19	1/8/90	vs. Golden State
Larry Bird	24	12	12	12/8/89	vs. Boston
Magic Johnson	24	17	17	4/18/89	at L.A. Lakers
Magic Johnson	20	17	15	4/1/89	at L.A. Lakers
Michael Jordan	38	12	11	1/13/89	at Chicago
Rodney McCray	20	12	10	12/1/88	at Sacramento
Magic Johnson	14	11	10	4/13/88	vs. L.A. Lakers
Alvin Robertson	18	13	10	4/8/88	at San Antonio
Magic Johnson	18	10	14	1/21/88	vs. L.A. Lakers
Sleepy Floyd	23	13	10	12/19/87	at Houston
Ralph Sampson*	33	17	10	5/6/86	at Houston
Alvin Robertson	14	10	10	12/28/85	at San Antonio
Magic Johnson	19	10	12	11/8/85	at L.A. Lakers
Johnny Moore*	17	10	16	4/26/85	at San Antonio
Alvin Adams	31	13	11	4/4/85	at Phoenix
Andrew Toney	28	11	12	3/24/85	at Philadelphia
Michael Jordan	35	14	15	1/14/85	at Chicago
Magic Johnson	21	11	14	12/28/84	vs. L.A. Lakers
Jack Sikma	17	14	10	12/16/84	vs. Seattle
Johnny Moore	13	10	16	12/12/84	at San Antonio
Rickey Green	15	10	12	4/22/84	at Utah
Magic Johnson	33	13	16	2/17/84	at L.A. Lakers
Mychal Thompson	24	16	11	1/6/84	at Portland
Marques Johnson	21	10	11	11/30/83	at Milwaukee
Larry Bird	28	11	10	11/15/83	vs. Boston
Magic Johnson	29	12	14	1/8/83	vs. L.A. Lakers
Lonnie Shelton	17	10	10	3/18/83	at Seattle
Mark Aguirre	30	11	16	1/14/83	at Dallas
Magic Johnson	10	10	12	11/21/82	at L.A. Lakers
Magic Johnson	17	15	13	11/3/82	vs. L.A. Lakers
Johnny Moore	11	10	13	3/24/82	vs. San Antonio
Magic Johnson	22	16	14	1/19/82	vs. L.A. Lakers
Magic Johnson	24	10	11	12/4/81	vs. L.A. Lakers
Magic Johnson	33	15	17	3/29/81	at L.A. Lakers
Magic Johnson	20	11	11	11/16/79	vs. L.A. Lakers
Wes Unseld	16	11	11	11/18/78	at Washington
Dave Cowens	24	16	10	2/27/77	at Boston
Pete Maravich	45	11	10	4/10/77	at New Orleans

*Playoffs #Blocks





BALL ARENA TEAM RECORDS

POINTS		
DEN	168	vs. Seattle, 3/16/08
OPP	142	Golden State, 1/15/19
POINTS, HALF		
DEN	84	vs. Seattle (2nd), 3/16/08
		vs. Seattle (1st), 3/16/08
OPP	79	Golden State (1st), 1/15/19
POINTS, QUARTER		
DEN	48	Twice, last vs. Houston, 2/1/19
OPP	51	Golden State (1st), 1/15/19
REBOUNDS		
DEN	66	vs. San Antonio, 10/29/03
OPP	60	San Antonio, 10/29/03
OFFENSIVE REBOUNDS		
DEN	27	vs. Houston, 12/20/07 (2OT)
		vs. Sacramento, 4/18/01
OPP	24	Cleveland, 12/2/03
DEFENSIVE REBOUNDS		
DEN	50	vs. Toronto, 11/18/16 (OT)
OPP	50	New Orleans, 3/26/17
ASSISTS		
DEN	44	vs. Seattle, 3/16/08
OPP	38	Twice, last by Golden State, 1/15/19
FIELD GOAL PERCENTAGE		
DEN	.640 (48-75)	vs. Memphis, 3/6/06
OPP	.621 (41-66)	Brooklyn, 5/8/21
FIELD GOALS MADE		
DEN	61	vs. Seattle, 3/16/08
OPP	57	Golden State, 1/15/19
FIELD GOALS ATTEMPTED		
DEN	112	vs. Houston, 12/20/07 (2OT)
OPP	112	Washington, 12/18/06
3-POINT FIELD GOAL PERCENTAGE		
DEN	.750 (6-8)	vs. Memphis, 3/6/06
OPP	.778 (14-18)	Twice, last by Detroit, 3/21/12
3-POINT FIELD GOALS MADE		
DEN	24	vs. Golden State, 2/13/17
OPP	21	Golden State, 1/15/19
3-POINT FIELD GOAL ATTEMPTS		
DEN	47	vs. L.A. Lakers, 2/14/21
OPP	47	Utah, 1/31/21
FREE THROW PERCENTAGE		
DEN	1.000 (13-13)	Twice, last vs. Cleveland, 3/22/17
OPP	1.000 (10-10)	10 times, last by Portland, 2/23/21
FREE THROWS MADE		
DEN	48	vs. Milwaukee, 12/30/00
OPP	52	Minnesota, 3/3/14
FREE THROWS ATTEMPTED		
DEN	60	vs. Milwaukee, 12/30/00
OPP	64	Minnesota, 3/3/14
STEALS		
DEN	18	vs. Dallas, 2/10/06
OPP	19	San Antonio, 2/9/00
TURNOVERS		
DEN	32	vs. New Jersey, 1/27/03
OPP	30	Cleveland, 1/17/03
BLOCKED SHOTS		
DEN	16	4 times, last vs. Milwaukee, 11/19/03
OPP	18	Golden State, 4/13/01
PERSONAL FOULS		
DEN	52	vs. Seattle, 3/16/08
OPP	41	Milwaukee, 12/30/00
MARGIN OF VICTORY		
DEN	52 (168-116)	vs. Seattle, 3/16/08
OPP	38 (76-144)	Boston, 2/23/09

BALL ARENA INDIVIDUAL RECORDS

POINTS		
DEN	51	Allen Iverson vs. LAL, 12/5/07
OPP	51	Twice, last by Tracy McGrady, Ori., 11/14/03
POINTS, HALF		
DEN	36	Carmelo Anthony vs. Min. (2nd), 12/10/08
OPP	36	Kobe Bryant, LAL, (1st), 2/12/03
POINTS, QUARTER		
DEN	33	Carmelo Anthony vs. Min. (3rd), 12/10/08
OPP	34	Twice, last by Jordan Clarkson, Uta, (4th), 1/30/20
REBOUNDS		
DEN	25	J.J. Hickson vs. Por., 2/25/14
OPP	24	Dikembe Mutombo, Hou., 3/2/07
OFFENSIVE REBOUNDS		
DEN	15	J.J. Hickson vs. Por., 2/25/14
OPP	12	Jeff Foster, Ind., 12/2/06
DEFENSIVE REBOUNDS		
DEN	20	Marcus Camby vs. Atl., 1/23/08
OPP	17	Twice, last by Dario Saric, Phx, 11/24/20
ASSISTS		
DEN	20	3 times, last by Andre Miller vs. Mia., 12/8/06
OPP	21	Russell Westbrook, OKC, 2/1/18
MOST FIELD GOALS MADE, NO MISSES		
DEN	12	Nené vs. Utah, 1/25/09
OPP	9	JaMychal Green, Mem, 11/24/17
FIELD GOALS MADE		
DEN	20	Nikola Jokic vs. Mem., 4/19/21 (2OT)
OPP	20	Tracy McGrady, Ori., 11/14/03
FIELD GOALS ATTEMPTED		
DEN	32	Three times, last by Nikola Jokic vs. Por., 2/23/21
OPP	33	Darius Miles, Por., 4/19/05
MOST 3-POINT FIELD GOALS MADE, NO MISSES		
DEN	5	Three times, last by Monte Morris vs. SAS., 4/9/21
OPP	9	Ben Gordon, Det., 2/21/12
3-POINT FIELD GOALS MADE		
DEN	11	J.R. Smith vs. Sac., 4/13/09
OPP	8	6 times, last by Stephen Curry, Gsw., 1/15/19
3-POINT FIELD GOAL ATTEMPTS		
DEN	18	J.R. Smith vs. Sac., 4/13/09
OPP	16	Stephen Curry, Gsw., 10/21/18
MOST FREE THROWS MADE, NO MISSES		
DEN	18	Danilo Gallinari vs. Chi., 2/5/16
OPP	13	Kevin Martin, Sac., 4/5/08
FREE THROWS MADE		
DEN	19	Carmelo Anthony vs. Hou., 12/16/09
OPP	18	Kobe Bryant, LAL, 2/12/03
FREE THROWS ATTEMPTED		
DEN	20	twice, last by Carmelo Anthony vs. Hou., 12/16/09
OPP	21	Allen Iverson, Phi., 12/4/00
STEALS		
DEN	7	Kenyon Martin vs. Phx., 1/15/09 (OT)
		3 times, last by Allen Iverson vs. Sea., 10/31/07
OPP	8	Tim Duncan, SA, 2/9/00
BLOCKED SHOTS		
DEN	10	Marcus Camby vs. Mil., 12/26/07
OPP	8	3 times, last by Larry Sanders, MIL, 12/1/10
MINUTES		
DEN	57	Allen Iverson vs. Hou., 12/20/07 (2OT)
		twice, last by Allen Iverson vs. LAL, 12/5/07
OPP	58	Raja Bell, Phx., 1/10/06 (3OT)
		Harrison Barnes, GSW, 4/16/14





NOTABLE GAMES

BIGGEST WINS

Opponent	Margin	Score	Date
@New Orleans Hornets (Game 4)	58*	121-63	4/27/09
vs. San Antonio Spurs (Game 1)	30	141-111	4/18/85
vs. New Orleans Hornets (Game 1)	29	113-84	4/19/09
vs. San Antonio Spurs (Game 5)	27	126-99	4/28/85
vs. Portland Trail Blazers (Game 5)	26	124-98	5/7/19
vs. Washington Capitols (Game 7)*	24	143-119	4/28/70
vs. Kentucky Colonels (Game 7)*	23	133-110	4/28/76
vs. Washington Capitols (Game 5)*	22	132-110	4/23/70
@Los Angeles Lakers (Game 2)		136-114	5/14/85

* Signifies an NBA Playoff Record.
* Signifies an ABA Playoff game.

BIGGEST LOSSES

Opponent	Margin	Score	Date
@Los Angeles Lakers (Game 5)	44	109-153	5/22/85
@San Antonio Spurs (Game 5)	40	105-145	5/4/83
@Utah Jazz (Game 3)**	37	87-124	8/21/20
@Los Angeles Lakers (Game 3)		103-140	4/29/87
@Los Angeles Lakers (Game 1)	33	95-128	4/23/87
@ Milwaukee Bucks (Game 3)	31	112-143	4/23/78
vs. Kentucky Colonels (Game 2)*	28	110-138	4/17/76
@ Milwaukee Bucks (Game 6)		91-119	4/30/78
vs. Houston Rockets (Game 6)		103-131	5/6/86
vs. San Antonio Spurs (Game 2)		104-76	4/28/05

* Signifies an ABA Playoff game.

** Game was played in Orlando due to COVID-19

NUGGETS INDIVIDUAL SINGLE-GAME

MINUTES

NBA	65	Nikola Jokic at Portland Trail Blazers	5/3/19 (4OT)
NBA	55	Jamal Murray at Portland Trail Blazers	5/3/19 (4OT)
ABA	55	Ralph Simpson at Kentucky Colonels	4/25/76

POINTS

ABA/NBA	50	at Utah*	8/30/20
ABA/NBA	50	at Utah*	8/23/20

*Game were played in Orlando due to COVID-19

FIELD GOALS MADE

NBA	19	Nikola Jokic at San Antonio Spurs	4/25/19
ABA	19	Spencer Haywood vs. Washington Capitols	4/19/70

FIELD GOALS ATTEMPTED

ABA	39	Spencer Haywood vs. Washington Capitols	4/19/70
NBA	32	Jamal Murray at Portland Trail Blazers	5/3/19 (4OT)

MOST FIELD GOALS MADE, NO MISSES

ABA/NBA	6	Bison Dele at Seattle SuperSonics	4/28/94
---------	---	-----------------------------------	---------

THREE-POINT FIELD GOALS MADE

ABA/NBA	9	Jamal Murray at Utah*	8/30/20
ABA/NBA	9	Jamal Murray at Utah*	8/23/20

Game were played in Orlando due to COVID-19

THREE-POINT FIELD GOALS ATTEMPTED

ABA/NBA	15	Jamal Murray at Utah*	8/23/20
---------	----	-----------------------	---------

*Game were played in Orlando due to COVID-19

FREE THROWS MADE

ABA	15	Larry Jones vs. Oakland Oaks	4/13/69
NBA	14	Three times, last by Carmelo Anthony vs. Utah Jazz	4/19/10

FREE THROWS ATTEMPTED

ABA/NBA	19	Carmelo Anthony vs. Los Angeles Clippers	4/27/06
---------	----	--	---------

MOST FREE THROWS MADE, NO MISSES

ABA/NBA	14	Bryant Stith at Utah Jazz	5/17/94
---------	----	---------------------------	---------

OFFENSIVE REBOUNDS

ABA	13	Spencer Haywood vs. Washington Capitols	4/19/70
NBA	10	Nikola Jokic vs. Phoenix Suns	6/11/21

DEFENSIVE REBOUNDS

ABA	24	Spencer Haywood vs. Los Angeles Stars	4/30/70
NBA	19	Nikola Jokic at Los Angeles Clippers*	9/15/20

*Game were played in Orlando due to COVID-19

TOTAL REBOUNDS

ABA	31	Spencer Haywood vs. Los Angeles Stars	4/30/70
NBA	22	Nikola Jokic at Los Angeles Clippers	9/15/20

*Game were played in Orlando due to COVID-19

ASSISTS

ABA/NBA	18	Fat Levers vs. Utah Jazz	4/30/85
---------	----	--------------------------	---------

STEALS

ABA	7	Three times	
NBA	7	T.R. Dunn vs. Portland Trail Blazers	4/20/86
NBA	7	Bobby Jones at Portland Trail Blazers	4/24/77

BLOCKED SHOTS

ABA/NBA	8	Dikembe Mutombo 3x, last at Utah Jazz	5/12/94
---------	---	---------------------------------------	---------

NUGGETS INDIVIDUAL PLAYOFF SEASON

(ALL ROUNDS COMBINED)

GAMES PLAYED

ABA/NBA	16	several players	2009
---------	----	-----------------	------

POINTS

ABA/NBA	504	Jamal Murray	2020
---------	-----	--------------	------

SCORING AVERAGE

ABA	26.7	Spencer Haywood (440 in 12 games)	1970
NBA	30.7	Carmelo Anthony (184 in 6 games)	2010

MINUTES

ABA/NBA	753	Jamal Murray	2020
---------	-----	--------------	------

FIELD GOALS MADE

ABA/NBA	186	Jamal Murray	2020
---------	-----	--------------	------

FIELD GOALS ATTEMPTED

ABA/NBA	368	Jamal Murray	2020
---------	-----	--------------	------

FIELD GOAL PERCENTAGE

ABA/NBA	.630	Chris Andersen (34-54 in 15 games)	2009
---------	------	------------------------------------	------

THREE-POINT FIELD GOALS MADE

ABA/NBA	62	Jamal Murray	2020
---------	----	--------------	------

THREE-POINT FIELD GOALS ATTEMPTED

ABA/NBA	137	Jamal Murray	2020
---------	-----	--------------	------

THREE-POINT FIELD GOAL PERCENTAGE

ABA/NBA	.472	Torrey Craig (17-36 in 14 games)	2019
---------	------	----------------------------------	------

FREE THROWS MADE

ABA/NBA	119	Carmelo Anthony	2009
---------	-----	-----------------	------

FREE THROWS ATTEMPTED

ABA/NBA	144	Carmelo Anthony	2009
---------	-----	-----------------	------

FREE THROW PERCENTAGE

ABA/NBA	1.000	Four times, last by Mahmoud Abdul-Rauf (14-14 in 3 games)	1995
---------	-------	---	------

CONSECUTIVE FREE THROWS MADE

ABA	31	Mack Calvin	1975
NBA	25	Jamal Murray	2019

OFFENSIVE REBOUNDS

ABA	79	Spencer Haywood	1970
NBA	54	Nikola Jokic	2019

DEFENSIVE REBOUNDS

ABA	158	Spencer Haywood	1970
NBA	150	Nikola Jokic	2020

TOTAL REBOUNDS

ABA	237	Spencer Haywood	1970
NBA	287	Nikola Jokic	2020

REBOUND AVERAGE

ABA	19.8	Spencer Haywood (237 in 12 games)	1970
NBA	14.8	Marcus Camby (74 in 5 games)	2007

ASSISTS

ABA/NBA	126	Jamal Murray	2020
---------	-----	--------------	------

ASSISTS AVERAGE

ABA/NBA	9.5	Fate Lever (19 in 2 games)	1989
---------	-----	----------------------------	------

TURNOVERS

ABA/NBA	62	Nikola Jokic	2020
---------	----	--------------	------

STEALS

ABA/NBA	28	Carmelo Anthony	2009
---------	----	-----------------	------

PERSONAL FOULS

ABA/NBA	68	Nikola Jokic	2020
---------	----	--------------	------

DISQUALIFICATIONS

ABA/NBA	3	Kenyon Martin	2009
ABA/NBA	3	Nenê	2009

BLOCKED SHOTS

ABA/NBA	69	Dikembe Mutombo	1994
---------	----	-----------------	------

NUGGETS TEAM SINGLE-GAME

MINUTES PLAYED

ABA/NBA	340	at Portland Trail Blazers (4 OT)	5/3/19
---------	-----	----------------------------------	--------

POINTS

ABA	143	Twice, last vs. Washington Capitols	4/28/70
NBA	141	vs. San Antonio Spurs	4/18/85

FIELD GOALS MADE

ABA/NBA	57	vs. San Antonio Spurs	4/18/85
---------	----	-----------------------	---------

FIELD GOALS ATTEMPTED

NBA	119	at Portland Trail Blazers (4 OT)	5/3/19
ABA	110	vs. Washington Capitols	4/28/70

FIELD GOAL PERCENTAGE

ABA/NBA	.620	vs. San Antonio Spurs (57-93)	4/28/85
---------	------	-------------------------------	---------

THREE-POINT FIELD GOALS MADE

ABA/NBA	22	vs. Utah (OT)*	8/17/20
---------	----	----------------	---------

*Game were played in Orlando due to COVID-19





THREE-POINT FIELD GOALS ATTEMPTED

ABA/NBA 44 Three times, last vs. Portland 6/21/21

FREE THROWS MADE

ABA/NBA 41 vs. Seattle SuperSonics 5/5/88

FREE THROWS ATTEMPTED

ABA/NBA 49 vs. Los Angeles Lakers 5/25/09

FREE THROW PERCENTAGE

ABA 1.000 vs. Indiana Pacers (14-14) 4/27/75

NBA .971 vs. San Antonio Spurs (34-35) 5/11/90

OFFENSIVE REBOUNDS

ABA/NBA 24 at Portland Trail Blazers (4 OT) 5/3/19

DEFENSIVE REBOUNDS

ABA/NBA 52 vs. Portland Trail Blazers 5/7/19

TOTAL REBOUNDS

ABA 79 vs. Los Angeles Stars 4/30/70

NBA 66 at Portland Trail Blazers (4 OT) 5/3/19

ASSISTS

ABA/NBA 41 at Los Angeles Lakers 5/14/85

TURNOVERS

ABA/NBA 31 vs. Milwaukee Bucks 4/21/78

STEALS

ABA 16 vs. Utah Stars 4/16/75

NBA 15 Three times, last vs. Dallas Mavericks 5/3/09

PERSONAL FOULS

ABA 39 at Oakland Oaks 4/12/69

NBA 39 at Utah Jazz 4/30/10

NBA 39 vs. San Antonio Spurs 5/2/95

BLOCKED SHOTS

ABA/NBA 16 at Utah Jazz 5/17/94

NUGGETS TEAM PLAYOFF SEASON

(ALL ROUNDS COMBINED)

GAMES PLAYED

ABA/NBA 19 2020

MINUTES PLAYED

ABA/NBA 4,585 2020

POINTS

ABA/NBA 2,041 2020

SCORING AVERAGE

ABA/NBA 122.0 (1,830 in 15 games) 1985

FIELD GOALS MADE

ABA/NBA 738 2020

FIELD GOALS ATTEMPTED

ABA/NBA 1,586 2020

FIELD GOAL PERCENTAGE

ABA/NBA .506 (240-474) 1984

THREE-POINT FIELD GOALS MADE

ABA/NBA 233 2020

THREE-POINT FIELD GOALS ATTEMPTED

ABA/NBA 615 2020

THREE-POINT FIELD GOAL PERCENTAGE

ABA/NBA 410 (16-30) 1989

FREE THROWS MADE

ABA/NBA 406 2009

FREE THROWS ATTEMPTED

ABA/NBA 535 2009

FREE THROW PERCENTAGE

ABA/NBA .862 (119-138) 1984

OFFENSIVE REBOUNDS

ABA/NBA 241 1985

DEFENSIVE REBOUNDS

ABA/NBA 596 2020

TOTAL REBOUNDS

ABA/NBA 772 2020

REBOUND AVERAGE

ABA 55.0 (660 in 12 games) 1970

NBA 49.6 (645 in 13 games) 1978

ASSISTS

ABA/NBA 451 1985

ASSISTS AVERAGE

ABA/NBA 31.5 (252 in 8 games) 1983

TURNOVERS

ABA 262 1976

NBA 251 2020

STEALS

ABA/NBA 148 1985

PERSONAL FOULS

ABA/NBA 426 2020

DISQUALIFICATIONS

ABA/NBA 8 2009

ABA/NBA 8 1978

BLOCKED SHOTS

ABA/NBA 119 1994

NUGGETS INDIVIDUAL SERIES RECORDS

MINUTES PLAYED

3-Game Series David Thompson, 1979 vs L.A. Lakers 122

4-Game Series Alex English, 1986 vs Portland 163

5-Game Series Allen Iverson, 2007 vs San Antonio 223

6-Game Series Carmelo Anthony, 2010 vs Utah 254

7-Game Series Dikembe Mutombo, 1994 vs Utah 315

AVERAGE MINUTES PER GAME

3-Game Series David Thompson, 1979 vs L.A. Lakers 40.7

4-Game Series Alex English, 1986 vs Portland 40.8

5-Game Series Allen Iverson, 2007 vs San Antonio 44.6

6-Game Series Fat Lever, 1988 vs Dallas 43.3

7-Game Series Dikembe Mutombo, 1994 vs Utah 45.0

FIELD GOALS

3-Game Series David Thompson, 1979 vs L.A. Lakers 38

4-Game Series Alex English, 1986 vs Portland 42

5-Game Series Alex English, 1984 vs Utah 60

6-Game Series Nikola Jokic, 2021 vs Portland 75

7-Game Series Jamal Murray, 2020 vs Utah 83

FIELD GOALS ATTEMPTED

3-Game Series David Thompson, 1979 vs L.A. Lakers 69

4-Game Series Alex English, 1986 vs Portland 89

5-Game Series Allen Iverson, 2007 vs San Antonio 114

6-Game Series Nikola Jokic, 2021 vs Portland 142

7-Game Series David Thompson, 1978 vs Milwaukee 159

FIELD GOAL PERCENTAGE

3-Game Series Danny Schayes (12-17), 1987 vs LAL .706

4-Game Series Elston Turner (13-23), 1986 vs Portland .565

5-Game Series Chris Andersen (12-16), 2009 vs NOP .750

6-Game Series Danny Schayes (36-53), 1988 vs Dallas .679

7-Game Series Robert Smith (9-13), 1978 vs Milwaukee .692

THREE-POINT FIELD GOALS

3-Game Series Michael Adams, 1989 vs Phoenix 10

4-Game Series Michael Porter Jr., 2021 vs Phoenix 12

5-Game Series Chauncey Billups, 2009 vs New Orleans 19

6-Game Series Michael Porter Jr., 2021 vs. Portland 17

7-Game Series Jamal Murray, 2020 vs Utah 32

THREE-POINT FIELD GOALS ATTEMPTED

3-Game Series Michael Adams, 1989 vs Phoenix 22

4-Game Series Michael Porter Jr., 2021 vs Phoenix 32

5-Game Series J.R. Smith, 2009 vs New Orleans 33

6-Game Series J.R. Smith, 2009 vs L.A. Lakers 47

7-Game Series Jamal Murray, 2020 vs Portland 60

THREE-POINT FIELD GOAL PERCENTAGE

3-Game Series Fat Lever (2-3), 1989 vs Phoenix .667

4-Game Series Fat Lever (2-2), 1986 vs Portland 1.000

5-Game Series Rob Williams (2-3), 1983 vs San Antonio .667

6-Game Series Fat Lever (2-2), 1988 vs Dallas 1.000

7-Game Series Torrey Craig (11-18), 2019 vs San Antonio .618

FREE THROWS

3-Game Series David Thompson, 1979 vs L.A. Lakers 25

4-Game Series Calvin Natt, 1986 vs Portland 26

5-Game Series Danny Schayes, 1987 vs Seattle 40

6-Game Series Carmelo Anthony, 2009 vs L.A. Lakers 62

7-Game Series Nikola Jokic, 2019 vs Portland 38

FREE THROWS ATTEMPTED

3-Game Series David Thompson, 1979 vs L.A. Lakers 31

4-Game Series Allen Iverson, 2008 vs L.A. Lakers 33

5-Game Series Carmelo Anthony, 2006 vs L.A. Clippers 52

6-Game Series Carmelo Anthony, 2009 vs L.A. Lakers 75

7-Game Series David Thompson, 1978 vs Milwaukee 47

FREE THROWS WITHOUT A MISS

3-Game Series Kiki Vandeweghe, 1982 vs Phoenix 18

4-Game Series Nené, 2008 vs L.A. Lakers 3

5-Game Series Mahmoud Abdul-Rauf, 1994 vs Seattle 9

6-Game Series Mack Calvin, 1978 vs Seattle 8

7-Game Series Nikola Jokic, 2020 vs L.A. Clippers 6

POINTS

3-Game Series David Thompson, 1979 vs L.A. Lakers 84

4-Game Series Nikola Jokic, 2021 vs Phoenix 100

5-Game Series Alex English, 1985 vs Seattle 153

6-Game Series Nikola Jokic, 2021 vs Portland 198

7-Game Series Jamal Murray, 2020 vs Utah 221

AVERAGE POINTS PER GAME

3-Game Series David Thompson, 1979 vs L.A. Lakers 28.0

4-Game Series Nikola Jokic, 2021 vs Phoenix 25.0

5-Game Series Alex English, 1985 vs Utah 30.6

6-Game Series Nikola Jokic, 2021 vs Portland 33.0

7-Game Series Jamal Murray, 2020 vs Utah 31.6





OFFENSIVE REBOUNDS

3-Game Series	Tom Boswell, 1979 vs L.A. Lakers	14
4-Game Series	Carmelo Anthony, 2008 vs L.A. Lakers	19
5-Game Series	Nené, 2007 vs San Antonio	22
6-Game Series	Danny Schayes, 1986 vs Houston	20
7-Game Series	Nikola Jokic, 2019 vs Portland	28

DEFENSIVE REBOUNDS

3-Game Series	Fat Lever, 1990 vs San Antonio	21
4-Game Series	Marcus Camby, 2008 vs L.A. Lakers	42
5-Game Series	Marcus Camby, 2007 vs San Antonio	62
6-Game Series	Nikola Jokic, 2021 vs Portland	44
7-Game Series	Nikola Jokic, 2020 vs L.A. Clippers	84

TOTAL REBOUNDS

3-Game Series	Fat Lever, 1990 vs San Antonio	32
4-Game Series	Twice, last by Nikola Jokic, 2021 vs Phoenix	53
5-Game Series	Marcus Camby, 2007 vs San Antonio	74
6-Game Series	Nikola Jokic, 2021 vs Portland	63
7-Game Series	Nikola Jokic, 2019 vs Portland	97

AVERAGE REBOUNDS PER GAME

3-Game Series	Fat Lever, 1990 vs San Antonio	10.3
4-Game Series	Twice, last by Nikola Jokic, 2021 vs Phoenix	13.3
5-Game Series	Marcus Camby, 2007 vs San Antonio	14.8
6-Game Series	Fat Lever, 1988 vs Dallas	10.6
7-Game Series	Nikola Jokic, 2019 vs Portland	13.9

ASSISTS

3-Game Series	Fat Lever, 1987 vs L.A. Lakers	22
4-Game Series	Alex English, 1986 vs Portland	28
5-Game Series	Fat Lever, 1985 vs San Antonio	47
6-Game Series	Ty Lawson, 2013 vs. Golden State	48
7-Game Series	Nikola Jokic, 2019 vs San Antonio	64

ASSISTS PER GAME

3-Game Series	Fat Lever, 1987 vs L.A. Lakers	7.3
4-Game Series	Alex English, 1986 vs Portland	7.0
5-Game Series	Fat Lever, 1985 vs Utah	10.3
6-Game Series	Fat Lever, 1988 vs Dallas	8.3
7-Game Series	Nikola Jokic, 2019 vs. San Antonio	9.1

BLOCKED SHOTS

3-Game Series	Dikembe Mutombo, 1995 vs San Antonio	7
4-Game Series	Marcus Camby, 2008 vs L.A. Lakers	12
5-Game Series	Dikembe Mutombo, 1994 vs Seattle	31
6-Game Series	Chris Andersen, 2009 vs L.A. Lakers	15
7-Game Series	Dikembe Mutombo, 1994 vs Utah	38

AVERAGE BLOCKED SHOTS PER GAME

3-Game Series	Dikembe Mutombo, 1995 vs San Antonio	2.33
4-Game Series	Marcus Camby, 2008 vs L.A. Lakers	3.00
5-Game Series	Dikembe Mutombo, 1994 vs Seattle	6.20
6-Game Series	Chris Andersen, 2009 vs L.A. Lakers	2.50
7-Game Series	Dikembe Mutombo, 1994 vs Utah	5.43

STEALS

3-Game Series	Alex English, 1989 vs Phoenix	14
4-Game Series	T.R. Dunn, 1986 vs Portland	11
5-Game Series	Fat Lever, 1985 vs San Antonio	14
6-Game Series	Bobby Jones, 1977 vs Portland	17
7-Game Series	Gary Harris, 2020 vs L.A. Clippers	13

AVERAGE STEALS PER GAME

3-Game Series	Alex English, 1989 vs Phoenix	4.67
4-Game Series	T.R. Dunn, 1986 vs Portland	2.75
5-Game Series	Fat Lever, 1985 vs San Antonio	2.80
6-Game Series	Bobby Jones, 1977 vs Portland	2.83
7-Game Series	Gary Harris, 2020 vs L.A. Clippers	1.86

TURNOVERS

3-Game Series	Bison Dele, 1995 vs San Antonio	10
4-Game Series	Alex English, 1986 vs Portland	16
5-Game Series	Jamal Murray, 2020 vs L.A. Lakers	21
6-Game Series	Carmelo Anthony, 2010 vs Utah	21
7-Game Series	Nikola Jokic, 2020 vs L.A. Clippers	33

PERSONAL FOULS

3-Game Series	Three times, last Dikembe Mutombo, 1995 vs SA	15
4-Game Series	Kenyon Martin, 2008 vs L.A. Lakers	20
5-Game Series	Carmelo Anthony, 2009 vs Dallas	24
6-Game Series	Bobby Wilkerson, 1978 vs Seattle	30
7-Game Series	Anthony Roberts, 1978 vs Milwaukee	32

DISQUALIFICATIONS

3-Game Series	Four times, last Bison Dele & Dikembe Mutombo, 1995 vs San Antonio	1
4-Game Series	Kenyon Martin, 2008 vs L.A. Lakers	2
5-Game Series	Andre Miller, 2005 vs San Antonio	2
6-Game Series	Nené, 2009 vs L.A. Lakers	2
7-Game Series	3 times, last by Gary Harris, 2020 vs L.A. Clippers	2

OPPONENTS INDIVIDUAL SINGLE GAME

POINTS		
57	Donovan Mitchell vs. UTA	8/17/20
MINUTES		
60	CJ McCollum at POR	5/3/19
FIELD GOALS MADE		
19	Donovan Mitchell vs. UTA	8/17/20
FIELD GOALS ATTEMPTED		
39	CJ McCollum at POR	5/3/19
MOST FIELD GOALS MADE, NO MISSES		
5	Felton Spencer at UTA	5/10/94
THREE-POINT FIELD GOALS MADE		
12	Damian Lillard vs. POR	6/1/21
THREE-POINT FIELD GOALS ATTEMPTED		
15	Damian Lillard vs. POR	6/1/21
MOST THREE-POINT FIELD GOALS MADE, NO MISSES		
4	Norman Powell at POR	5/29/21
FREE THROWS MADE		
18	Kevin Johnson at PHX	4/30/89
FREE THROWS ATTEMPTED		
19	Three times, last by Kevin Johnson at PHX	4/30/89
MOST FREE THROWS MADE, NO MISSES		
15	Adrian Dantley vs. UTA	4/24/84
OFFENSIVE REBOUNDS		
11	Paul Gasol at LAL	5/12/12
DEFENSIVE REBOUNDS		
20	Kevin Garnett at MIN	4/21/04
TOTAL REBOUNDS		
22	Kevin Garnett at MIN	4/21/04
ASSISTS		
20	Johnny Moore at SA	4/27/83
STEALS		
6	Hakeem Olajuwon at HOU	4/26/86
BLOCKED SHOTS		
10	Andrew Bynum at LAL	4/29/12

OPPONENTS TEAM SINGLE GAME

MINUTES PLAYED		
340	at POR	5/3/19
POINTS		
153	at LAL	5/22/85
FIELD GOALS MADE		
67	Twice, last by LAL	5/22/85
FIELD GOALS ATTEMPTED		
124	Twice, last by at POR	5/3/19
FIELD GOAL PERCENTAGE		
.660	at MIL (64-97)	4/23/78
THREE-POINT FIELD GOALS MADE		
21	POR	6/1/21
THREE-POINT FIELD GOALS ATTEMPTED		
48	POR	6/1/21
MOST THREE-POINT FIELD GOALS MADE, NO MISSES		
4	at LAL	4/11/85
FREE THROWS MADE		
49	at LAL	4/25/87
FREE THROWS ATTEMPTED		
62	SEA	5/5/78
FREE THROW PERCENTAGE		
1.000	LAL (24-24)	5/29/09
OFFENSIVE REBOUNDS		
26	PHX	4/20/82
DEFENSIVE REBOUNDS		
56	at SA	5/4/83
TOTAL REBOUNDS		
75	at SA	5/4/83
ASSISTS		
51	at SA	5/4/83
TURNOVERS		
29	POR	4/22/77
STEALS		
17	at PHX	4/19/83
PERSONAL FOULS		
38	at UTA	5/17/94
BLOCKED SHOTS		
15	at LAL	4/29/12





OPPONENTS INDIVIDUAL SERIES RECORDS

MINUTES PLAYED

3-Game Series	Tom Chambers, 1989 for Phoenix	127
4-Game Series	Pau Gasol, 2008 for L.A. Lakers	160
5-Game Series	Kevin Durant, 2011 for Oklahoma City	208

6-Game Series	Dennis Johnson, 1978 for Seattle	257
7-Game Series	Karl Malone, 1994 for Utah	320

AVERAGE MINUTES PER GAME

3-Game Series	Tom Chambers, 1989 for Phoenix	42.3
4-Game Series	Pau Gasol, 2008 for L.A. Lakers	40.0
5-Game Series	Kevin Durant, 2011 for Oklahoma City	41.6

6-Game Series	Dennis Johnson, 1978 for Seattle	42.8
7-Game Series	Karl Malone, 1994 for Utah	45.7

FIELD GOALS

3-Game Series	Kareem Abdul-Jabbar, 1979 for LAL	32
	David Robinson, 1990 for San Antonio	

4-Game Series	Kobe Bryant, 2008 for L.A. Lakers	48
5-Game Series	George Gervin, 1983 for San Antonio	62
6-Game Series	Hakeem Olajuwon, 1986 for Houston	70
7-Game Series	Donovan Mitchell, 2020 for Utah	83

FIELD GOALS ATTEMPTED

3-Game Series	Walter Davis, 1983 for Phoenix	69
4-Game Series	Kobe Bryant, 2008 for L.A. Lakers	96
5-Game Series	Dirk Nowitzki, 2009 for Dallas	103
6-Game Series	Damian Lillard, 2021 for Portland	134
7-Game Series	Kobe Bryant, 2012 for L.A. Lakers	172

FIELD GOAL PERCENTAGE

3-Game Series	Mark West (6-8), 1989 for Phoenix	.750
4-Game Series	Luke Walton (22-31), 2008 for LAL	.710
5-Game Series	Dwight Howard (15-19), 2020 for LAL	.789
6-Game Series	Brad Davis (13-20), 1987 for Dallas	.650
7-Game Series	Alex English (42-64), 1978 for MIL	.656

THREE-POINT FIELD GOALS

3-Game Series	Michael Cooper, 1987 for L.A. Lakers	7
4-Game Series	Jae Crowder, 2021 for Phoenix	12
5-Game Series	Michael Finley, 2007 for San Antonio	19
6-Game Series	Damian Lillard, 2021 for Portland	35
7-Game Series	Donovan Mitchell, 2020 for Utah	33

THREE-POINT FIELD GOALS ATTEMPTED

3-Game Series	Michael Cooper, 1987 for L.A. Lakers	11
4-Game Series	Kobe Bryant, 2008 for L.A. Lakers	30
5-Game Series	Kevin Durant, 2011 for Oklahoma City	37
6-Game Series	Damian Lillard, 2021 for Portland	78
7-Game Series	Donovan Mitchell, 2020 for Utah	64

THREE-POINT FIELD GOAL PERCENTAGE

3-Game Series	Walter Davis (1-1), 1982 for Phoenix	1.000
4-Game Series	Luke Walton (4-5), 2008 for L.A. Lakers	.800
5-Game Series	Johnny Moore (4-5), 1983 for SA	.800
6-Game Series	Ronnie Price (2-3), 2010 for Utah	.667
7-Game Series	Dante Cunningham (2-2), 2019 for SA	1.000

FREE THROWS

3-Game Series	Kevin Johnson, 1989 for Phoenix	43
4-Game Series	Kiki Vandeweghe, 1986 for Portland	32
5-Game Series	Dirk Nowitzki, 2009 for Dallas	57
6-Game Series	Kobe Bryant, 2009 for L.A. Lakers	67
7-Game Series	Donovan Mitchell, 2020 for Utah	55

FREE THROWS ATTEMPTED

3-Game Series	Kevin Johnson, 1989 for Phoenix	46
4-Game Series	Kobe Bryant, 2008 for L.A. Lakers	33
5-Game Series	Adrian Dantley, 1984 for Utah	66
6-Game Series	Kobe Bryant, 2009 for L.A. Lakers	72
7-Game Series	Karl Malone, 1994 for Utah	60

FREE THROW PERCENTAGE

3-Game Series	Kurt Rambis (8-8), 1987 for L.A. Lakers	1.000
4-Game Series	Twice, last by Chris Paul (22-22), 2021 for PHX	1.000
5-Game Series	Four times, last Rasul Butler (9-9) & Devin Brown (2-2), 2009 for New Orleans	1.000
6-Game Series	Stephen Cury (21-21), 2013 for Golden St	1.000
7-Game Series	Jordan Clarkson (10-10), 2020 for Utah	1.000

POINTS

3-Game Series	Kevin Johnson, 1989 for Phoenix	92
4-Game Series	Kobe Bryant, 2008 for L.A. Lakers	134
5-Game Series	Dirk Nowitzki, 2009 for Dallas	172
6-Game Series	Damian Lillard, 2021 for Portland	206
7-Game Series	Donovan Mitchell, 2020 for Utah	254

AVERAGE POINTS PER GAME

3-Game Series	Kevin Johnson, 1989 for Phoenix	30.7
4-Game Series	Kobe Bryant, 2008 for L.A. Lakers	33.5
5-Game Series	Dirk Nowitzki, 2009 for Dallas	34.4
6-Game Series	Damian Lillard, 2021 for Portland	34.3
7-Game Series	Donovan Mitchell, 2020 for Utah	36.3

OFFENSIVE REBOUNDS

3-Game Series	Dennis Rodman, 1995 for San Antonio	16
4-Game Series	Lamar Odom, 2008 for L.A. Lakers	13
5-Game Series	Nazr Mohammed, 2005 for San Antonio	21
6-Game Series	Hakeem Olajuwon, 1986 for Houston	30
7-Game Series	Andrew Bynum, 2012 for L.A. Lakers	30

DEFENSIVE REBOUNDS

3-Game Series	Tom Chambers, 1989 for Phoenix	41
4-Game Series	Kenny Carr, 1986 for Portland	44
5-Game Series	Artis Gilmore, 1983 for San Antonio	51
6-Game Series	Bill Walton, 1977 for Portland	68
7-Game Series	Karl Malone, 1994 for Utah	66

TOTAL REBOUNDS

3-Game Series	Tom Chambers, 1989 for Phoenix	46
4-Game Series	Kenny Carr, 1986 for Portland	53
5-Game Series	Artis Gilmore, 1983 for San Antonio	61
6-Game Series	Roy Tarpley, 1987 for Dallas	85
7-Game Series	Andrew Bynum, 2012 for L.A. Lakers	86
	Karl Malone, 1994 for Utah	

AVERAGE REBOUNDS PER GAME

3-Game Series	Tom Chambers, 1989 for Phoenix	15.3
4-Game Series	Kenny Carr, 1986 for Portland	13.3
5-Game Series	Artis Gilmore, 1983 for San Antonio	12.2
6-Game Series	Roy Tarpley, 1987 for Dallas	14.2
7-Game Series	Andrew Bynum, 2012 for L.A. Lakers	12.3
	Karl Malone, 1994 for Utah	

ASSISTS

3-Game Series	Kevin Johnson, 1989 for Phoenix	47
4-Game Series	Chris Paul, 2021 for Phoenix	41
5-Game Series	Magic Johnson, 1985 for L.A. Lakers	78
6-Game Series	Deron Williams, 2010 for Utah	67
7-Game Series	John Stockton, 1994 for Utah	67

ASSISTS PER GAME

3-Game Series	Kevin Johnson, 1989 for Phoenix	15.7
4-Game Series	Chris Paul, 2021 for Phoenix	10.3
5-Game Series	Magic Johnson, 1985 for L.A. Lakers	15.6
6-Game Series	Deron Williams, 2010 for Utah	11.2
7-Game Series	John Stockton, 1994 for Utah	9.6

BLOCKED SHOTS

3-Game Series	Kareem Abdul-Jabbar, 1979 for LAL	15
4-Game Series	Pau Gasol, 2008 for L.A. Lakers	11
5-Game Series	Serge Ibaka, 2011 for Oklahoma City	24
6-Game Series	Hakeem Olajuwon, 1986 for Houston	21
7-Game Series	Andrew Bynum, 2012 for L.A. Lakers	28

AVERAGE BLOCKS PER GAME

3-Game Series	Kareem Abdul-Jabbar, 1979 for LAL	5.00
4-Game Series	Pau Gasol, 2008 for L.A. Lakers	2.75
5-Game Series	Serge Ibaka, 2011 for Oklahoma City	4.80
6-Game Series	Hakeem Olajuwon, 1986 for Houston	3.50
7-Game Series	Andrew Bynum, 2012 for L.A. Lakers	4.00

STEALS

3-Game Series	Three times, last Avery Johnson, 1995 for San Antonio	7
4-Game Series	Six times, last by Mikal Bridges and Chris Paul, 2021 for Phoenix	
5-Game Series	Johnny Moore, 1983 for San Antonio	15
6-Game Series	Twice, last Stephen Curry, 2013 for GS	13
7-Game Series	Kawhi Leonard, 2020 for L.A. Clippers	16

AVERAGE STEALS PER GAME

3-Game Series	Three times, last Avery Johnson, 1995 for San Antonio	2.33
4-Game Series	Six times, last by Mikal Bridges and Chris Paul, 2021 for Phoenix	1.50
5-Game Series	Johnny Moore, 1983 for San Antonio	3.00
6-Game Series	Twice, last Stephen Curry, 2013 for GS	2.17
7-Game Series	Kawhi Leonard, 2020 for L.A. Clippers	2.29

TURNOVERS

3-Game Series	Dennis Johnson, 1982 for Phoenix	13
4-Game Series	Clyde Drexler, 1986 for Portland	19
5-Game Series	Chris Paul, 2009 for New Orleans	24
6-Game Series	Ralph Sampson, 1986 for Houston	28
7-Game Series	Donovan Mitchell, 2020 for Utah	29

PERSONAL FOULS

3-Game Series	Alvan Adams, 1983 for Phoenix	15
	Larry Nance, 1983 for Phoenix	
4-Game Series	Kenny Carr, 1986 for Portland	18
5-Game Series	Tom Chambers, 1984 for Seattle	24
6-Game Series	Bob Gross, 1977 for Portland	31
7-Game Series	Karl Malone, 1994 for Utah	34

DISQUALIFICATIONS

3-Game Series	Larry Nance, 1982 for Phoenix	1
	Larry Nance, 1983 for Phoenix	
4-Game Series	Three times, last Clyde Drexler, Kenny Carr & Jim Paxson, 1986 for Portland	1
5-Game Series	14 times, last Markieff Morris, 2020 for LAL	1
6-Game Series	Hakeem Olajuwon, 1986 for Houston	3
	Bob Gross, 1977 for Portland	
7-Game Series	Karl Malone, 1994 for Utah	2





NUGGETS CAREER PLAYOFF LEADERS

GAMES

Alex English	59
T.R. Dunn	58
Bill Hanzlik	54
Dan Issel	53
Mike Evans	52

POINTS

Alex English	1,540
Nikola Jokic	1,114
Carmelo Anthony	1,104
Dan Issel	1,029
Jamal Murray	802

FIELD GOALS MADE

Alex English	620
Nikola Jokic	426
Dan Issel	402
Carmelo Anthony	378
Jamal Murray	293

FIELD GOALS ATTEMPTED

Alex English	1,250
Carmelo Anthony	892
Nikola Jokic	832
Dan Issel	810
Jamal Murray	620

FIELD GOAL PERCENTAGE

Chris Andersen	.582 (53-91)
Billy McKinney	575 (42-73)
Kenneth Faried	565 (52-92)
Bison Dele	.553 (52-94)
Dan Schayes	.551 (157-285)

THREE-POINT FIELD GOALS

Jamal Murray	90
Nikola Jokic	84
J.R. Smith	65
Michael Porter Jr	63
Chauncey Billups	55

THREE-POINT FIELD GOAL ATTEMPTS

Jamal Murray	220
Nikola Jokic	207
J.R. Smith	192
Michael Porter Jr.	162
Mike Evans	149

FREE THROWS MADE

Carmelo Anthony	305
Alex English	300
Dan Issel	223
Nikola Jokic	178
Chauncey Billups	143

FREE THROWS ATTEMPTED

Carmelo Anthony	373
Alex English	345
Dan Issel	269
Nikola Jokic	212
Nenê	211

FREE THROW PERCENTAGE

Walter Davis	1.000 (21-21)
Mahmoud Abdul-Raef	.956 (43-45)
Jamal Murray	.900 (126-140)
Chauncey Billups	.899 (143-159)
Jerami Grant	.889 (48-54)

OFFENSIVE REBOUNDS

Alex English	148
Nikola Jokic	128
T.R. Dunn	116
Carmelo Anthony	110
Nenê	99

DEFENSIVE REBOUNDS

Nikola Jokic	357
Marcus Camby	241
Carmelo Anthony	208
Dan Issel	196
Nenê	185

TOTAL REBOUNDS

Nikola Jokic	485
Dan Issel	393
Alex English	329
Carmelo Anthony	318
Marcus Camby	295

ASSISTS

Alex English	280
Nikola Jokic	277
Fat Lever	257
Jamal Murray	192
Mike Evans	152

BLOCKED SHOTS

Dikembe Mutumbo	76
Marcus Camby	65
Wayne Cooper	52
Chris Andersen	47
Dan Schayes	42

STEALS

T.R. Dunn	83
Fat Lever	78
Carmelo Anthony	59
Mike Evans	43
Bill Hanzlik	
Nenê	





ATLANTA HAWKS



Principal Owner & Chair of the Board of Directors/NBA Governor Tony Ressler
 Chief Executive Officer Steve Koonin
 President of Basketball Operations Travis Schlenk
 General Manager Landry Fields
 Vice President, Salary Cap Administration Michelle Leftwich
 Vice President, Basketball Strategy and Analytics Dwight Lutz
 Vice President, Team Operations Dan Martinez
 Vice President, Player Personnel Derek Pierce
 Head Coach Nate McMillan
 Assistant Coaches Joe Prunty, Michael Longabardi, Janelle McMillan, Matt Hill, Nick Van Exel
 Coaching Assistant Dipesh Mistry
 Head Video Coordinator Tim Dather
 Director of Athletic Performance and Sports Medicine Marty Lauzon
 Head Athletic Trainer Scottie Parker
 Head Strength & Conditioning Coach Michael Irr
 Team Colors Torch Red, Infinity Black, Legacy Yellow, Granite Gray
 Home Court State Farm Arena – 16,951 (1999)
 TV Bob Rathbun, Dominique Wilkins, Lauren Jbara (Bally Sports Southeast)
 Radio Steve Holman, Mike Conti (92.9 The Game)

ATLANTA PR STAFF

Executive Vice President and Chief Communications Officer
 Garin Narain (garin.narain@hawks.com)

Vice President, Basketball Communications
 Jon Steinberg (jon.steinberg@hawks.com)

Manager, Basketball Communications
 Billy Hartman (billy.hartman@hawks.com)

2021-22 SEASON SERIES RESULTS

Nov. 12 vs. Denver Denver, 105-96
 Dec. 17 @ Atlanta Denver, 133-115

2021-22 REGULAR SEASON VS. HAWKS

DATE	SITE	TIME/RESULT
Nov. 12	Denver	W, 105-96
Dec. 17	Atlanta	W, 133-115

2020-21 REGULAR SEASON VS. HAWKS

DATE	SITE	RESULT
Feb. 21	Atlanta	L, 115-123
Mar. 28	Denver	W, 126-102

SERIES HISTORY VS. HAWKS

	ALL-TIME	STREAKS	LAST WIN	LAST LOSS
Overall	44-51	Won 3	12/17/21	2/21/21
Home	33-15	Won 2	11/12/21	11/12/19
Road	11-36	Won 1	12/17/21	2/21/21

2021-22 DENVER STATISTICS VS. ATLANTA

PLAYER	GP-GS	MIN	FG-ATT	FG%	3FG-ATT	3FG%	FT-FTA	FT%	OFF	DEF	TOT/AVG	AST	PF-D	STL	TO	BLK	PTS	AVG
N. Jokic	2-2	61.6	18-34	.529	2-10	.200	4-7	.571	7	22	29/14.5	17	10-11	4	5	0	42	21.0
A. Gordon	2-2	64.6	12-19	.632	5-9	.556	10-10	1.000	1	6	7/3.5	7	3-8	2	5	4	39	19.5
N. Hyland	2-0	47.3	13-21	.619	7-12	.583	6-7	.857	1	9	10/5.0	6	5-5	0	2	2	39	19.5
J. Green	2-2	62.9	13-19	.684	5-10	.500	5-5	1.000	0	9	9/4.5	5	3-4	2	2	1	36	18.0
M. Morris	2-2	56.0	12-26	.462	3-7	.429	2-2	1.000	2	6	8/4.0	6	2-1	1	1	0	29	14.5
P. Dozier	1-0	22.7	5-8	.625	2-3	.667	0-0	.000	1	1	2/2.0	1	3-0	0	1	1	12	12.0
A. Rivers	2-0	33.9	5-12	.417	1-6	.167	0-0	.000	1	3	4/2.0	1	2-0	0	1	0	11	5.5
W. Barton	2-2	63.0	4-21	.190	1-10	.100	1-1	1.000	0	12	12/6.0	5	2-2	0	1	2	10	5.0
F. Campazzo	1-0	19.7	3-5	.600	1-2	.500	0-0	.000	0	3	3/3.0	8	2-3	3	1	0	7	7.0
V. Cancar	1-0	16.9	3-3	1.000	0-0	.000	0-0	.000	0	0	0/0.0	2	3-0	0	1	0	6	6.0
J. Green	1-0	12.5	2-6	.333	0-2	.000	0-2	.000	1	2	3/3.0	1	5-1	1	1	1	4	4.0
Z. Nnaji	1-0	16.1	0-1	.000	0-1	.000	2-2	1.000	0	0	0/0.0	2	3-1	2	0	0	2	2.0
P. Cornelie	1-0	2.9	0-1	.000	0-1	.000	1-2	.500	0	0	0/0.0	0	0-1	0	0	1	1	1.0
TEAM	20-10	480.0	90-176	.511	27-73	.370	31-38	.816	14	73	87/43.5	61	43-37	15	21	12	238	119.0

2021-22 ATLANTA STATISTICS VS. DENVER

PLAYER	GP-GS	MIN	FG-ATT	FG%	3FG-ATT	3FG%	FT-FTA	FT%	OFF	DEF	TOT/AVG	AST	PF-D	STL	TO	BLK	PTS	AVG
T. Young	2-2	66.4	21-43	.488	4-11	.364	18-20	.900	1	7	8/4.0	19	6-10	3	9	0	64	32.0
J. Collins	2-2	72.1	18-35	.514	2-10	.200	8-10	.800	8	11	19/9.5	3	7-10	2	2	2	46	23.0
C. Capela	2-2	56.6	14-22	.636	0-0	.000	1-8	.125	10	14	24/12.0	1	4-5	0	0	4	29	14.5
C. Reddish	2-0	33.7	4-12	.333	2-5	.400	5-5	1.000	0	4	4/2.0	0	2-3	0	2	1	15	7.5
B. Bogdanovic	1-1	29.8	5-13	.385	0-5	.000	0-0	.000	1	1	2/2.0	3	2-1	1	1	0	10	10.0
D. Gallinari	2-0	39.0	2-14	.143	1-5	.200	5-6	.833	2	7	9/4.5	2	1-5	0	0	0	10	5.0
O. Okongwu	1-0	13.9	4-4	1.000	0-0	.000	2-2	1.000	0	2	2/2.0	0	5-1	1	1	0	10	10.0
K. Huerter	2-1	63.2	4-15	.267	1-9	.111	0-0	.000	1	7	8/4.0	7	3-2	0	2	0	9	4.5
T. Luwawu-Cabarrot	1-1	33.0	1-5	.200	1-4	.250	2-2	1.000	0	2	2/2.0	2	0-1	1	1	0	5	5.0
D. Wright	2-0	30.9	2-4	.500	1-1	1.000	0-0	.000	0	4	4/2.0	3	2-2	0	3	1	5	2.5
G. Dieng	2-0	5.9	2-3	.667	0-0	.000	0-0	.000	1	1	2/1.0	0	0-1	0	0	0	4	2.0
D. Hunter	1-1	21.5	1-6	.167	0-2	.000	0-0	.000	0	2	2/2.0	0	4-0	0	0	0	2	2.0
L. Williams	1-0	10.3	1-3	.333	0-0	.000	0-2	.000	0	0	0/0.0	2	1-2	0	1	0	2	2.0
Sharife C.	1-0	3.7	0-2	.000	0-0	.000	0-0	.000	0	1	1/1.0	0	0-0	0	1	0	0	0.0
TEAM	22-10	480.0	79-181	.436	12-52	.231	41-55	.745	24	63	87/43.5	42	37-43	8	23	8	211	105.5





2022-23 VS NUGGETS

Dec. 2 at Atlanta
Feb. 4 at Denver

2021-22 SEASON

43-39 (.524)
in Southeast

PLAYOFFS

Lost to Miami, 4-1

DATE	SITE	W/L	SCORE	DATE	SITE	W/L	SCORE	DATE	SITE	W/L	SCORE	DATE	SITE	W/L	SCORE	DATE	SITE	W/L	SCORE
12/10/96	ATL	L	88-89	11/5/02	DEN	L	87-103	1/15/08	ATL	L	93-104	3/4/13	DEN	W	104-88	1/10/18	DEN	L	97-110
2/2/97	DEN	W	115-104	3/4/03	ATL	L	86-92	1/23/08	DEN	W	107-100	11/7/13	DEN	W	109-107	11/15/18	DEN	W	138-93
2/25/98	DEN	L	88-112	12/9/03	ATL	L	98-112	12/29/08	ATL	L	91-109	3/15/14	ATL	L	92-97	12/8/18	ATL	L	98-106
3/6/98	ATL	L	94-115	1/3/04	DEN	L	76-84	2/25/09	DEN	W	110-109	12/7/14	ATL	L	84-96	11/12/19	DEN	L	121-125
11/8/99	DEN	W	115-100	2/15/05	ATL	W	100-96	11/7/09	ATL	L	100-125	3/11/15	DEN	W	115-102	1/6/20	ATL	W	123-115
3/23/00	ATL	L	111-116	3/11/05	DEN	W	97-74	12/23/09	DEN	W	124-104	1/25/16	DEN	L	105-119	2/21/21	ATL	L	115-123
2/24/01	DEN	W	85-82	12/6/05	DEN	W	125-116	2/28/11	DEN	W	100-90	3/17/16	ATL	L	98-116	3/28/21	DEN	W	126-102
3/31/01	ATL	L	88-99	12/18/05	ATL	L	107-110*	3/16/11	ATL	W	102-87	12/23/16	DEN	L	108-109	11/12/21	DEN	W	105-96
2/24/02	DEN	L	84-89	12/6/06	DEN	L	96-98	3/13/12	DEN	W	118-117*	2/8/17	ATL	L	106-117	12/17/21	ATL	W	133-115
3/13/02	ATL	L	102-105	12/12/06	ATL	W	100-87	12/5/12	ATL	L	104-108	10/27/17	ATL	W	105-100	--	--	--	--

* overtime





BOSTON CELTICS



Managing Partner, Governor & Chief Executive Officer Wyc Grousbeck
 President Rich Gotham
 President of Basketball Operations Brad Stevens
 Head Coach Ime Udoka
 Assistant Coaches Will Hardy, Joe Mazzulla, Damon Stoudamire, Tony Dobbins, Aaron Miles, Ben Sullivan
 Director of Performance Art Home
 Address 226 Causeway Street Fourth Floor Boston, MA 02114
 Phone 617-854-8000
 Television NBC Sports Boston. Broadcasters: Mike Gorman, Brian Scalabrine, Abby Chin
 Radio 98.5 The Sports Hub Broadcasters: Sean Grande, Cedric Maxwell
 Arena TD Garden (19,156)
 Colors Green, Gold, Black, Brown, Beige and White

BOSTON PR STAFF

Sr. Vice President of Communications
 Christian Megliola (cmegliola@celtics.com)

Vice President of Media Services/Alumni Relations
 Jeff Twiss (jtwiss@celtics.com)

Sr. Director of Public Relations
 Heather Walker (hwalker@celtics.com)

Director of Communications
 Brian Olive (bolive@celtics.com)

Sr. Manager of Communications
 Brandon Chinn (bchinn@celtics.com)

2021-22 SEASON SERIES RESULTS

Feb.11 @ Boston
 Mar.20 vs. Denver
 Boston, 108-102
 Boston, 124-104

2021-22 REGULAR SEASON VS. CELTICS

DATE	SITE	TIME/RESULT
Feb.11	Boston	L, 102-108
Mar.20	Denver	L, 104-124

2020-21 REGULAR SEASON VS. CELTICS

DATE	SITE	RESULT
Feb.16	Boston	L, 99-112
Apr.11	Denver	L, 87-105

SERIES HISTORY VS. CELTICS

	ALL-TIME	STREAKS	LAST WIN	LAST LOSS
Overall	39-57	Loss 5	11/22/19	3/20/22
Home	29-19	Loss 2	11/22/19	3/20/22
Road	10-38	Loss 3	3/18/19	2/11/22

2021-22 DENVER STATISTICS VS. BOSTON

PLAYER	GP-GS	MIN	FG-ATT	FG%	3FG-ATT	3FG%	FT-FTA	FT%	OFF	DEF	TOT/AVG	AST	PF-D	STL	TO	BLK	PTS	AVG
N. Jokic	2-2	67.4	17-43	.395	5-16	.313	7-10	.700	9	15	24/12.0	15	4-11	1	11	3	46	23.0
A. Gordon	2-2	55.7	11-20	.550	1-6	.167	7-9	.778	4	6	10/5.0	2	7-6	3	4	0	30	15.0
W. Barton	2-2	57.4	8-20	.400	4-10	.400	1-2	.500	1	10	11/5.5	5	2-2	0	3	0	21	10.5
N. Hyland	2-1	38.3	7-15	.467	3-9	.333	4-4	1.000	1	4	5/2.5	4	4-2	0	3	0	21	10.5
F. Campazzo	2-0	34.0	4-10	.400	3-7	.429	3-4	.750	2	2	4/2.0	3	6-7	1	3	1	14	7.0
J. Green	2-2	44.0	3-10	.300	2-6	.333	5-6	.833	1	4	5/2.5	0	1-5	2	1	0	13	6.5
D. Cousins	1-0	17.2	4-11	.364	1-6	.167	3-4	.750	1	3	4/4.0	0	2-2	0	1	1	12	12.0
A. Rivers	2-0	38.0	5-11	.455	2-6	.333	0-0	.000	1	2	3/1.5	5	3-0	0	1	0	12	6.0
J. Green	2-0	27.1	4-11	.364	1-5	.200	1-2	.500	4	6	10/5.0	3	2-1	1	1	2	10	5.0
M. Morris	1-1	26.0	3-8	.375	0-3	.000	1-1	1.000	0	4	4/4.0	4	0-1	1	0	0	7	7.0
M. Howard	1-0	5.0	2-3	.667	2-3	.667	0-0	.000	0	2	2/2.0	0	0-0	1	0	0	6	6.0
B. Forbes	2-0	19.0	2-6	.333	0-2	.000	1-1	1.000	1	3	4/2.0	0	1-1	1	1	1	5	2.5
Z. Nnaji	1-0	28.5	2-6	.333	1-3	.333	0-0	.000	0	4	4/4.0	2	3-0	0	2	1	5	5.0
D. Reed	2-0	22.5	2-3	.667	0-1	.000	0-0	.000	0	3	3/1.5	2	2-0	0	0	0	4	2.0
TEAM	24-10	480.0	74-177	.418	25-83	.301	33-43	.767	25	68	93/46.5	45	37-38	11	31	9	206	103.0

2021-22 BOSTON STATISTICS VS. DENVER

PLAYER	GP-GS	MIN	FG-ATT	FG%	3FG-ATT	3FG%	FT-FTA	FT%	OFF	DEF	TOT/AVG	AST	PF-D	STL	TO	BLK	PTS	AVG
J. Tatum	2-2	69.6	19-36	.528	7-18	.389	9-10	.900	2	10	12/6.0	12	4-6	4	7	0	54	27.0
J. Brown	2-2	73.3	16-36	.444	3-12	.250	7-10	.700	0	13	13/6.5	4	4-7	3	3	0	42	21.0
M. Smart	2-2	68.3	9-25	.360	3-11	.273	8-10	.800	2	4	6/3.0	14	2-9	4	6	0	29	14.5
R. Williams	2-2	63.5	11-16	.688	0-0	.000	1-2	.500	8	17	25/12.5	6	7-1	3	0	5	23	11.5
D. White	2-0	51.6	8-17	.471	3-9	.333	2-3	.667	2	5	7/3.5	5	4-6	1	2	0	21	10.5
G. Williams	2-0	46.0	7-14	.500	3-5	.600	4-4	1.000	4	3	7/3.5	1	8-4	0	1	4	21	10.5
P. Pritchard	2-0	30.0	7-12	.583	6-8	.750	0-0	.000	1	3	4/2.0	4	4-2	2	0	0	20	10.0
A. Horford	2-2	53.2	5-13	.385	3-8	.375	2-2	1.000	4	12	16/8.0	6	3-1	0	0	4	15	7.5
D. Theis	1-0	11.8	3-5	.600	1-2	.500	0-0	.000	0	0	0/0.0	1	2-1	0	0	1	7	7.0
M. Fitts	1-0	2.0	0-1	.000	0-1	.000	0-0	.000	0	0	0/0.0	0	0-0	0	0	0	0	0.0
S. Hauser	1-0	4.5	0-0	.000	0-0	.000	0-0	.000	0	2	2/2.0	0	0-0	0	0	0	0	0.0
L. Kornet	1-0	2.0	0-1	.000	0-1	.000	0-0	.000	0	0	0/0.0	0	0-0	0	0	0	0	0.0
N. Stauskas	1-0	4.4	0-2	.000	0-2	.000	0-0	.000	0	0	0/0.0	0	0-0	0	1	0	0	0.0
TEAM	21-10	480.0	85-178	.478	29-77	.377	33-41	.805	23	69	92/46.0	53	38-37	17	20	14	232	116.0





2022-23 VS NUGGETS

Nov. 11 at Boston
Jan. 1 at Denver

2021-22 SEASON

51-31 (.622)
in Atlantic

PLAYOFFS

Defeated Brooklyn, 4-0
Defeated Milwaukee, 4-3
Defeated Miami, 4-3
Lost to Golden State, 4-2

DATE	SITE	W/L	SCORE	DATE	SITE	W/L	SCORE	DATE	SITE	W/L	SCORE	DATE	SITE	W/L	SCORE	DATE	SITE	W/L	SCORE
11/15/96	BOS	W	82-80	2/12/02	DEN	L	93-110	12/26/06	DEN	W	116-105	2/10/13	BOS	L	114-118**	12/13/17	BOS	L	118-124
12/30/96	DEN	L	102-104	1/24/03	BOS	L	58-77	11/7/07	BOS	L	93-119	2/19/13	DEN	W	97-90	1/29/18	DEN	L	110-111
11/12/97	BOS	L	86-96	3/22/03	DEN	W	90-80	2/19/08	DEN	W	124-118	12/6/13	BOS	L	98-106	11/5/18	DEN	W	115-107
2/10/98	DEN	W	112-99	12/7/03	DEN	L	111-116	11/14/08	BOS	W	94-85	1/7/14	DEN	W	129-98	3/18/19	BOS	W	114-105
3/5/99	BOS	L	94-102	3/17/04	BOS	L	100-104	2/23/09	DEN	L	76-114	1/23/15	DEN	L	99-100	11/22/19	DEN	W	96-92
12/8/99	BOS	L	90-115	12/15/04	BOS	W	100-99	2/21/10	DEN	W	114-105	2/4/15	BOS	L	100-104	12/6/19	BOS	L	95-108
12/30/99	DEN	L	94-102	2/23/05	DEN	W	107-86	3/24/10	BOS	L	99-113	1/27/16	BOS	L	103-111	2/16/21	BOS	L	99-112
12/10/00	BOS	L	102-104*	1/2/06	DEN	W	120-110	12/8/10	BOS	L	89-105	2/21/16	DEN	L	101-121	4/11/21	DEN	L	87-105
3/16/01	DEN	L	83-87	3/12/06	BOS	L	101-106	2/24/11	DEN	W	89-75	11/6/16	BOS	W	123-107	2/11/22	BOS	L	102-108
12/5/01	BOS	L	80-95	12/15/06	BOS	L	114-119	3/17/12	DEN	W	98-91	3/10/17	DEN	W	119-99	3/20/22	DEN	L	104-124

* overtime





BROOKLYN NETS



Governor Joe Tsai
 Alternate Governor Oliver Weisberg
 Alternate Governor & Chief Executive Officer Sam Zussman
 Alternate Governor & General Manager Sean Marks
 Assistant General Manager Jeff Peterson, Andy Birdsong
 Head Coach Steve Nash
 Assistant Coach .. Jacque Vaughn, Igor Kokoškov, Brian Keefe, Adam Caporn, Ryan Forehan-Kelly, Tiago Splitter, Trevor Hendry, Royal Ivey
 Director of Sports Medicine Les Gelis
 Director of Sport Science Dan Meehan
 Head Athletic Trainer/Physical Therapist Jonathan Filipe
 Director of Performance Rehabilitation Stefania Rizzo
 Head Strength and Conditioning Coach Daniel Jones
 Physical Performance Coach Chris Miller
 TV YES Network. Broadcasters: Ian Eagle, Ryan Ruocco, Sarah Kustok, Richard Jefferson, Meghan Triplett
 Radio WFAN (660 AM/101.9 FM). Broadcasters: Chris Carrino, Tim Capstraw
 Address HSS Training Center (168 39th St., 8th Floor) Brooklyn, NY 11232
 Arena Barclays Center (17,732)

BROOKLYN PR STAFF

Senior Director, Public Relations
 Aaron Harris (aharris@brooklynets.com)

Associate Director, Public Relations
 Eli Pearlstein (epearlstein@brooklynets.com)

Manager, Public Relations
 Megan Walsh (mwalsh@brooklynets.com)

Coordinator, Public Relations
 Daniel Loftus (dloftus@brooklynets.com)

2021-22 SEASON SERIES RESULTS

Jan.26 @ Brooklyn
 Feb.6 vs. Denver

Denver, 124-118
 Denver, 124-104

2021-22 REGULAR SEASON VS. NETS

DATE	SITE	TIME/RESULT
Jan.26	Brooklyn	W, 124-118
Feb.6	Denver	W, 124-104

2020-21 REGULAR SEASON VS. NETS

DATE	SITE	RESULT
Jan.12	Brooklyn	L, 116-122
May.8	Denver	L, 119-125

SERIES HISTORY VS. NETS

	ALL-TIME	STREAKS	LAST WIN	LAST LOSS
Overall	52-44	Won 2	2/6/22	5/8/21
Home	36-13	Won 1	2/6/22	5/8/21
Road	16-31	Won 1	1/26/22	1/12/21

2021-22 DENVER STATISTICS VS. BROOKLYN

PLAYER	GP-GS	MIN	FG-ATT	FG%	3FG-ATT	3FG%	FT-FTA	FT%	OFF	DEF	TOT/AVG	AST	PF-D	STL	TO	BLK	PTS	AVG
N. Jokic	2-2	65.0	20-28	.714	2-4	.500	11-12	.917	3	19	22/11.0	18	6-15	3	4	1	53	26.5
W. Barton	2-2	67.5	15-32	.469	5-15	.333	7-8	.875	3	13	16/8.0	8	5-5	2	5	2	42	21.0
A. Gordon	2-2	62.6	10-25	.400	2-9	.222	5-6	.833	5	9	14/7.0	8	4-4	1	3	1	27	13.5
A. Rivers	2-0	34.5	8-12	.667	7-10	.700	2-2	1.000	0	1	1/0.5	1	3-2	2	1	0	25	12.5
M. Morris	2-2	58.7	10-21	.476	0-6	.000	2-2	1.000	1	8	9/4.5	12	1-1	1	0	0	22	11.0
D. Cousins	2-0	28.8	6-16	.375	3-5	.600	3-6	.500	4	11	15/7.5	2	5-6	1	4	0	18	9.0
J. Green	2-2	43.7	7-12	.583	1-4	.250	3-4	.750	3	9	12/6.0	2	3-4	1	0	0	18	9.0
B. Forbes	2-0	40.7	6-15	.400	2-8	.250	2-2	1.000	1	2	3/1.5	4	4-1	1	2	0	16	8.0
Z. Nnaji	2-0	34.8	6-9	.667	2-3	.667	2-2	1.000	3	2	5/2.5	1	4-2	0	1	0	16	8.0
N. Hyland	1-0	17.3	2-9	.222	0-2	.000	2-2	1.000	0	5	5/5.0	2	3-1	1	2	0	6	6.0
F. Campazzo	2-0	22.1	1-2	.500	1-1	1.000	2-2	1.000	0	1	1/0.5	6	3-3	2	0	0	5	2.5
M. Howard	1-0	2.1	0-1	.000	0-0	.000	0-0	.000	0	0	0/0.0	0	0-0	0	0	0	0	0.0
D. Reed	2-0	2.2	0-1	.000	0-1	.000	0-0	.000	0	0	0/0.0	0	0-0	0	1	0	0	0.0
TEAM	24-10	480.0	91-183	.497	25-68	.368	41-48	.854	23	80	103/51.5	64	41-44	15	23	4	248	124.0





2021-22 BROOKLYN STATISTICS VS. DENVER

PLAYER	GP-GS	MIN	FG-ATT	FG%	3FG-ATT	3FG%	FT-FTA	FT%	OFF	DEF	TOT/AVG	AST	PF-D	STL	TO	BLK	PTS	AVG
C. Thomas	2-0	58.5	15-30	.500	6-12	.500	9-12	.750	0	4	4/2.0	5	4-9	1	5	2	45	22.5
P. Mills	2-2	63.0	11-26	.423	8-20	.400	5-6	.833	0	7	7/3.5	8	3-6	3	2	0	35	17.5
K. Irving	1-1	41.0	10-26	.385	3-9	.333	4-5	.800	2	3	5/5.0	11	3-5	1	2	3	27	27.0
B. Griffin	2-1	45.0	10-19	.526	5-9	.556	0-0	.000	2	7	9/4.5	6	1-4	0	1	0	25	12.5
L. Aldridge	1-1	32.8	7-16	.438	0-1	.000	4-6	.667	0	8	8/8.0	0	3-4	0	1	1	18	18.0
D. Bemby	2-1	53.7	7-13	.538	0-1	.000	3-4	.750	1	5	6/3.0	5	8-3	3	1	3	17	8.5
J. Johnson	2-2	65.0	7-19	.368	1-6	.167	2-3	.667	1	11	12/6.0	7	9-2	4	4	0	17	8.5
J. Carter	2-0	25.2	4-8	.500	4-7	.571	1-2	.500	0	2	2/1.0	3	4-2	1	1	0	13	6.5
K. Edwards	2-2	57.1	4-11	.364	0-3	.000	3-3	1.000	4	8	12/6.0	2	4-2	1	2	2	11	5.5
B. Brown	2-0	25.1	3-5	.600	1-1	1.000	3-5	.600	4	4	8/4.0	2	3-3	0	1	0	10	5.0
D. Sharpe	1-0	13.5	1-2	.500	0-1	.000	2-2	1.000	0	1	1/1.0	1	2-1	0	2	1	4	4.0
TEAM	19-10	480.0	79-175	.451	28-70	.400	36-48	.750	14	60	74/37.0	50	44-41	14	22	12	222	111.0

2022-23 VS NUGGETS

Mar. 12 at Denver
Mar. 19 at Brooklyn

2021-22 SEASON

44-38 (.537)
in Atlantic

PLAYOFFS

Defeated Cleveland, 1-0
Lost to Boston, 4-0

DATE	SITE	W/L	SCORE	DATE	SITE	W/L	SCORE	DATE	SITE	W/L	SCORE	DATE	SITE	W/L	SCORE	DATE	SITE	W/L	SCORE
11/16/96	NJN	L	99-106	2/17/02	NJN	L	77-98	3/20/07	NJN	W	94-90	2/13/13	BKN	L	108-119	10/29/17	BKN	W	124-111
11/20/97	DEN	W	132-123	11/18/02	NJN	L	79-99	1/25/08	DEN	W	100-85	3/29/13	DEN	W	109-87	11/7/17	DEN	W	112-104
12/13/97	NJN	L	95-133	1/27/03	DEN	L	66-92	3/21/08	NJN	W	125-114	12/3/13	BKN	W	111-87	11/9/18	DEN	L	110-112
1/27/98	DEN	L	87-120	3/2/04	DEN	L	91-95	2/7/09	NJN	L	70-114	2/27/14	DEN	L	89-112	2/6/19	BKN	L	130-135
4/14/99	DEN	W	120-97	3/10/04	NJN	L	97-98	3/16/09	DEN	W	121-96	12/23/14	BKN	L	96-102	11/14/19	DEN	W	101-93
3/1/00	DEN	L	81-94	11/23/04	DEN	W	90-88	11/4/09	NJN	W	122-94	2/23/15	DEN	L	82-110	12/8/19	BKN	L	102-105
3/26/00	NJN	W	112-110	2/13/05	NJN	L	79-94	11/24/09	DEN	W	101-87	2/8/16	BKN	L	104-105	1/12/21	BKN	L	116-122
3/18/01	DEN	W	98-84	11/28/05	DEN	L	92-101	11/20/10	DEN	W	107-103	3/4/16	DEN	L	120-121*	5/8/21	DEN	L	119-125
3/28/01	NJN	L	96-99	12/16/05	NJN	L	106-115*	1/31/11	NJN	L	99-115	12/7/16	BKN	L	111-116	1/26/22	BKN	W	124-118
11/19/01	DEN	W	99-96*	1/27/07	DEN	L	102-112	1/11/12	DEN	W	123-115	2/24/17	DEN	W	129-109	2/6/22	DEN	W	124-104

* overtime





CHARLOTTE HORNETS



Chairman Michael Jordan
 Managing Partner & Alternate o Curtis J. Polk
 President, Vice Chairman & Alternate Governor Fred Whitfield
 President of Basketball Operations & GM Mitch Kupchak
 Assistant General Manager/Greensboro Swarm President of Basketball Operations Buzz Peterson
 Vice President of Player Personnel Larry Jordan
 Assistant General Manager David Duquette
 Head Coach Steve Clifford
 Assistant Coach .. Tyrone Corbin, Bob Beyer, Marlon Garnett, Jay Hernandez, Rex Walters, Nick Friedman, Norman Richardson, Bruce Kreuzer
 Senior Director of Basketball Operations Kathryn Karakus
 Director of Player Programs/Player Development Assistant Matt Carroll
 Director of Player Support & Life Skills Marvin Williams
 Director of Health Care & Sports Performance Joe Sharpe
 Associate Head Athletic Trainer Quinton Sawyer
 Strength & Conditioning Coach Adam Linens
 Assistant Strength & Conditioning Coach Jason Meiring
 Equipment Manager Jason Rivera
 Head Video Coordinator Jackson Simmons

CHARLOTTE PR STAFF

Chief Communications Officer
 Mike Cristaldi

 Senior Director of Corporate Communications
 Josh Rosen

 Director of Basketball Communications
 Brian Travis

 Senior Manager of Basketball Communications
 Maggie Yang

 Coordinator of Basketball Communications
 Jack Brandsgard

2021-22 SEASON SERIES RESULTS

Dec.23 vs. Denver Charlotte, 115-107
 Mar.28 @ Charlotte Denver, 113-109

2021-22 REGULAR SEASON VS. HORNETS

DATE	SITE	TIME/RESULT
Dec.23	Denver	L, 107-115
Mar.28	Charlotte	W, 113-109

2020-21 REGULAR SEASON VS. HORNETS

DATE	SITE	RESULT
Mar.17	Denver	W, 129-104
May.11	Charlotte	W, 117-112

SERIES HISTORY VS. HORNETS

	ALL-TIME	STREAKS	LAST WIN	LAST LOSS
Overall	34-30	Won 1	3/28/22	12/23/21
Home	21-11	Loss 1	3/17/21	12/23/21
Road	13-19	Won 3	3/28/21	12/7/18

2021-22 DENVER STATISTICS VS. CHARLOTTE

PLAYER	GP-GS	MIN	FG-ATT	FG%	3FG-ATT	3FG%	FT-FTA	FT%	OFF	DEF	TOT/AVG	AST	PF-D	STL	TO	BLK	PTS	AVG
N. Jokic	2-2	70.5	22-51	.431	1-6	.167	10-15	.667	11	29	40/20.0	16	1-15	4	10	0	55	27.5
W. Barton	2-2	71.3	11-27	.407	6-16	.375	1-2	.500	1	14	15/7.5	7	1-3	1	5	1	29	14.5
J. Green	2-2	57.3	10-16	.625	2-4	.500	3-4	.750	1	8	9/4.5	1	9-3	0	1	2	25	12.5
A. Gordon	1-1	33.5	9-16	.563	1-3	.333	2-4	.500	5	2	7/7.0	3	0-4	2	0	1	21	21.0
M. Morris	2-2	61.8	6-17	.353	3-8	.375	2-2	1.000	1	4	5/2.5	12	4-2	1	1	0	17	8.5
A. Rivers	2-0	47.6	5-11	.455	4-8	.500	2-2	1.000	0	8	8/4.0	1	4-2	2	3	0	16	8.0
F. Campazzo	1-0	33.4	3-12	.250	3-10	.300	3-4	.750	0	2	2/2.0	5	3-5	3	1	1	12	12.0
N. Hyland	2-0	33.6	3-14	.214	3-10	.300	3-4	.750	1	2	3/1.5	5	5-2	0	4	0	12	6.0
V. Cancar	1-1	19.2	5-6	.833	1-1	1.000	0-0	.000	2	2	4/4.0	2	1-1	0	0	0	11	11.0
J. Green	1-0	12.9	2-2	1.000	2-2	1.000	4-4	1.000	0	3	3/3.0	0	1-2	0	1	0	10	10.0
D. Cousins	1-0	12.4	2-3	.667	0-1	.000	2-2	1.000	3	1	4/4.0	0	3-1	0	3	0	6	6.0
Z. Nnaji	1-0	17.4	2-4	.500	0-1	.000	2-2	1.000	1	1	2/2.0	0	4-2	0	1	0	6	6.0
B. Forbes	1-0	5.1	0-2	.000	0-2	.000	0-0	.000	0	1	1/1.0	0	2-0	1	1	0	0	0.0
D. Reed	1-0	4.0	0-1	.000	0-1	.000	0-0	.000	1	1	2/2.0	0	1-0	0	0	0	0	0.0
TEAM	20-10	480.0	80-182	.440	26-73	.356	34-45	.756	27	78	105/52.5	52	39-42	14	31	5	220	110.0





2021-22 CHARLOTTE STATISTICS VS. DENVER

PLAYER	GP-GS	MIN	FG-ATT	FG%	3FG-ATT	3FG%	FT-FTA	FT%	OFF	DEF	TOT/AVG	AST	PF-D	STL	TO	BLK	PTS	AVG
M. Bridges	2-2	62.2	18-36	.500	3-17	.176	4-5	.800	2	14	16/8.0	4	5-7	1	7	1	43	21.5
L. Ball	2-2	59.1	13-32	.406	5-16	.313	7-7	1.000	3	8	11/5.5	15	8-5	6	6	1	38	19.0
K. Oubre Jr.	2-0	58.4	12-24	.500	7-17	.412	4-6	.667	1	6	7/3.5	3	3-9	5	1	1	35	17.5
T. Rozier	2-2	61.6	10-29	.345	6-17	.353	3-4	.750	3	6	9/4.5	12	3-2	1	2	0	29	14.5
P. Washington	2-1	56.1	9-13	.692	5-8	.625	0-0	.000	1	14	15/7.5	9	7-2	0	1	3	23	11.5
J. McDaniels	2-0	38.2	6-13	.462	0-4	.000	0-1	.000	2	5	7/3.5	2	4-3	0	1	1	12	6.0
I. Thomas	1-0	21.5	5-12	.417	1-4	.250	1-2	.500	0	4	4/4.0	2	1-1	1	0	0	12	12.0
M. Harrell	1-0	14.5	3-3	1.000	0-0	.000	3-4	.750	3	2	5/5.0	2	2-3	2	2	0	9	9.0
I. Smith	1-0	14.8	3-6	.500	1-1	1.000	2-2	1.000	0	2	2/2.0	4	1-1	0	1	2	9	9.0
M. Plumlee	2-2	44.7	3-5	.600	0-0	.000	2-2	1.000	2	6	8/4.0	3	8-2	3	0	2	8	4.0
G. Hayward	1-1	30.0	1-10	.100	1-5	.200	3-3	1.000	2	2	4/4.0	3	0-2	1	2	0	6	6.0
C. Martin	1-0	16.6	0-3	.000	0-0	.000	0-0	.000	0	0	0/0.0	1	0-1	1	2	0	0	0.0
N. Richards	1-0	2.3	0-1	.000	0-0	.000	0-0	.000	1	1	2/2.0	1	0-1	0	0	0	0	0.0
TEAM	20-10	480.0	83-187	.444	29-89	.326	29-36	.806	20	70	90/45.0	61	42-39	21	25	11	224	112.0

2022-23 VS NUGGETS

Dec. 18 at Denver
Feb. 11 at Charlotte

2021-22 SEASON

43-39 (.524)
in Southeast

PLAYOFFS

Did not qualify

DATE	SITE	W/L	SCORE	DATE	SITE	W/L	SCORE	DATE	SITE	W/L	SCORE	DATE	SITE	W/L	SCORE	DATE	SITE	W/L	SCORE
12/11/96	CHH	L	97-101	1/7/02	CHH	L	80-94	11/11/08	CHA	W	88-80	1/29/14	DEN	L	98-101	2/5/18	DEN	W	121-104
1/13/97	DEN	L	100-102*	2/16/05	CHA	L	88-94	1/30/09	DEN	W	110-99	3/10/14	CHA	L	98-105	12/7/18	CHA	L	107-113
2/23/98	DEN	L	98-118	3/16/05	DEN	W	120-101	12/8/09	CHA	L	95-107	12/22/14	CHA	L	82-110	1/5/19	DEN	W	123-110
3/16/98	CHH	L	87-109	12/13/05	CHA	W	101-85	1/25/10	DEN	W	104-93	1/31/15	DEN	L	86-104	1/15/20	DEN	W	100-86
12/10/99	CHH	L	99-106	2/21/06	DEN	W	100-84	12/7/10	CHA	L	98-100	1/10/16	DEN	W	95-92	3/5/20	CHA	W	114-112
1/8/00	DEN	W	97-92	11/12/06	CHA	W	108-101	3/2/11	DEN	W	120-80	3/19/16	CHA	W	101-93	3/17/21	DEN	W	129-104
1/7/01	CHH	W	94-87	1/29/07	DEN	L	101-105	3/30/12	CHA	W	99-88	3/4/17	DEN	L	102-112	5/11/21	CHA	W	117-112
3/30/01	CHH	W	103-96	1/14/08	CHA	L	116-119	12/22/12	DEN	W	110-88	3/31/17	CHA	L	114-122	12/23/21	DEN	L	107-115
12/11/01	DEN	L	96-99	2/2/08	DEN	W	117-101	2/23/13	CHA	W	113-99	10/25/17	CHA	L	93-110	3/28/22	CHA	W	113-109

* overtime





CHICAGO BULLS



Chairman/Alternate NBA Governor Jerry Reinsdorf
 President & Chief Operating Officer/NBA Governor Michael Reinsdorf
 Executive Vice President - Basketball Operations Artūras Karnišovas
 General Manager Marc Eversley
 Head Coach Billy Donovan
 Assistant Coaches ... Maurice Cheeks, Chris Fleming, Josh Longstaff, John Bryant, Damian Cotter, Billy Schmidt
 Head Athletic Trainer Todd Campbell
 Head Strength and Conditioning Coach Geoffrey Puls
 Address 1901 W. Madison Street, Chicago, IL 60612
 Home Court United Center (20,917) - 1994
 Team Colors Red, black and white
 Television NBC Sports Chicago: Adam Amin, Stacey King
 Radio WSCR (670 AM): Chuck Swirsky, Bill Wennington
 Spanish Radio TUDN, Univision Sports Chicago (1200 AM): Omar Ramos, Elio Benitez

CHICAGO PR STAFF

Sr. Director of Public and Media Relations
 Tim Hallam (thallam@bulls.com)

Sr. Manager of Public and Media Relations
 Beth Esler (bgrady@bulls.com)

Senior Coordinator, Basketball Communications
 Andre Toran (atoran@bulls.com)

2021-22 SEASON SERIES RESULTS

Nov.19 vs. Denver Chicago, 114-108
 Dec.6 @ Chicago Chicago, 109-97

2021-22 REGULAR SEASON VS. BULLS

DATE	SITE	TIME/RESULT
Nov.19	Denver	L, 108-114
Dec.6	Chicago	L, 97-109

2020-21 REGULAR SEASON VS. BULLS

DATE	SITE	RESULT
Mar.1	Chicago	W, 118-112
Mar.19	Denver	W, 131-127 (OT)

SERIES HISTORY VS. BULLS

	ALL-TIME	STREAKS	LAST WIN	LAST LOSS
Overall	55-42	Loss 2	3/19/21	12/6/21
Home	37-11	Loss 1	3/19/21	11/19/21
Road	18-31	Loss 1	3/1/21	12/6/21

2021-22 DENVER STATISTICS VS. CHICAGO

PLAYER	GP-GS	MIN	FG-ATT	FG%	3FG-ATT	3FG%	FT-FTA	FT%	OFF	DEF	TOT/AVG	AST	PF-D	STL	TO	BLK	PTS	AVG
A. Gordon	2-2	75.5	17-28	.607	3-8	.375	9-13	.692	5	10	15/7.5	5	2-9	0	3	2	46	23.0
W. Barton	2-2	69.2	17-36	.472	6-17	.353	2-3	.667	2	7	9/4.5	4	3-3	0	4	2	42	21.0
M. Morris	2-2	63.4	11-23	.478	3-8	.375	0-0	.000	0	7	7/3.5	12	4-2	2	1	0	25	12.5
J. Green	2-2	60.7	8-19	.421	2-5	.400	5-5	1.000	3	14	17/8.5	4	6-6	1	3	1	23	11.5
N. Jokic	1-1	36.1	6-17	.353	1-5	.200	4-6	.667	1	11	12/12.0	15	2-4	2	3	0	17	17.0
F. Campazzo	2-0	47.6	5-14	.357	4-6	.667	2-2	1.000	1	1	2/1.0	9	4-6	3	1	0	16	8.0
P. Dozier	1-0	22.4	3-7	.429	1-3	.333	2-2	1.000	2	8	10/10.0	2	4-1	0	2	1	9	9.0
A. Rivers	1-1	33.0	3-5	.600	2-4	.500	1-2	.500	0	2	2/2.0	1	3-1	0	1	0	9	9.0
N. Hyland	1-0	18.7	2-7	.286	2-5	.400	0-0	.000	0	2	2/2.0	0	3-1	0	0	0	6	6.0
J. Green	2-0	22.1	2-13	.154	0-5	.000	0-0	.000	1	3	4/2.0	1	5-1	1	2	1	4	2.0
V. Cancar	1-0	1.3	1-1	1.000	1-1	1.000	0-0	.000	0	0	0/0.0	0	0-0	0	0	0	3	3.0
Z. Nnaji	1-0	14.9	1-4	.250	0-1	.000	1-2	.500	2	1	3/3.0	0	1-1	0	0	0	3	3.0
M. Howard	1-0	1.3	1-1	1.000	0-0	.000	0-0	.000	0	0	0/0.0	0	0-0	0	0	0	2	2.0
P. Cornelie	1-0	1.3	0-2	.000	0-1	.000	0-0	.000	0	1	1/1.0	0	1-0	0	0	0	0	0.0
D. Reed	1-0	12.7	0-1	.000	0-0	.000	0-0	.000	1	3	4/4.0	1	1-0	1	0	0	0	0.0
TEAM	21-10	480.0	77-178	.433	25-69	.362	26-35	.743	18	70	88/44.0	54	39-35	10	20	7	205	102.5

2021-22 CHICAGO STATISTICS VS. DENVER

PLAYER	GP-GS	MIN	FG-ATT	FG%	3FG-ATT	3FG%	FT-FTA	FT%	OFF	DEF	TOT/AVG	AST	PF-D	STL	TO	BLK	PTS	AVG
Z. LaVine	2-2	75.5	27-47	.574	7-18	.389	7-8	.875	0	8	8/4.0	12	4-7	2	5	0	68	34.0
D. Jones Jr.	2-1	51.3	12-22	.545	1-6	.167	3-4	.750	7	10	17/8.5	1	8-5	0	2	2	28	14.0
L. Ball	2-2	77.6	10-24	.417	5-14	.357	2-3	.667	5	8	13/6.5	10	2-5	1	3	4	27	13.5
D. DeRozan	1-1	36.4	7-21	.333	0-2	.000	12-12	1.000	0	6	6/6.0	4	1-8	2	0	0	26	26.0
A. Dosunmu	2-1	64.5	8-14	.571	3-6	.500	2-2	1.000	5	9	14/7.0	8	4-1	2	4	0	21	10.5
N. Vučević	1-1	34.9	8-24	.333	3-8	.375	1-2	.500	1	9	10/10.0	2	2-1	1	2	1	20	20.0
T. Bradley	2-1	27.5	4-5	.800	0-0	.000	3-4	.750	3	8	11/5.5	3	3-4	0	2	1	11	5.5
T. Brown Jr.	1-0	23.5	2-6	.333	0-1	.000	2-3	.667	2	6	8/8.0	1	1-2	0	0	0	6	6.0
J. Green	1-0	22.3	1-3	.333	1-1	1.000	2-2	1.000	6	3	9/9.0	1	4-1	1	2	1	5	5.0
A. Caruso	1-1	34.3	1-8	.125	0-5	.000	2-2	1.000	1	3	4/4.0	2	3-4	1	0	1	4	4.0
M. Thomas	1-0	19.2	1-3	.333	1-2	.500	0-0	.000	0	3	3/3.0	0	2-0	1	0	0	3	3.0
D. Dotson	1-0	1.3	0-0	.000	0-0	.000	2-2	1.000	0	0	0/0.0	0	0-1	0	0	0	2	2.0
C. White	1-0	10.9	1-7	.143	0-3	.000	0-0	.000	0	2	2/2.0	0	1-0	0	2	0	2	2.0
M. Simonovic	1-0	0.8	0-0	.000	0-0	.000	0-0	.000	0	0	0/0.0	0	0-0	0	0	0	0	0.0
TEAM	19-10	479.9	82-184	.446	21-66	.318	38-44	.864	30	75	105/52.5	44	35-39	11	22	10	223	111.5





2022-23 VS NUGGETS	2021-22 SEASON	PLAYOFFS
--------------------	----------------	----------

Nov. 13 at Chicago Mar. 8 at Denver	46-36 (.561) in Central	Lost to Milwaukee, 4-1
--	----------------------------	------------------------

DATE	SITE	W/L	SCORE	DATE	SITE	W/L	SCORE	DATE	SITE	W/L	SCORE	DATE	SITE	W/L	SCORE	DATE	SITE	W/L	SCORE
11/21/96	DEN	L	92-110	2/4/03	DEN	W	102-100*	11/20/07	DEN	W	112-91	3/18/13	CHI	W	119-118*	3/21/18	CHI	W	135-102
2/18/97	CHI	L	123-134	2/15/03	CHI	L	69-88	2/22/08	CHI	L	121-135	11/21/13	DEN	W	97-87	10/31/18	CHI	W	108-107*
2/2/98	DEN	L	72-111	11/10/03	CHI	W	105-97	11/23/08	DEN	W	114-101	2/21/14	CHI	L	89-117	1/17/19	DEN	W	135-105
3/3/98	CHI	L	90-118	1/28/04	DEN	W	115-99	2/20/09	CHI	L	99-116	11/25/14	DEN	W	114-109	3/1/21	CHI	W	118-112
11/20/99	DEN	W	95-86	11/19/04	DEN	W	99-81	11/10/09	CHI	W	90-89	11/15	CHI	L	101-106	3/19/21	DEN	W	131-127*
3/24/00	CHI	L	68-70	1/25/05	CHI	L	107-111	11/21/09	DEN	W	112-93	12/2/15	CHI	L	90-99	11/19/21	DEN	L	108-114
11/16/00	DEN	W	89-85	1/16/06	CHI	W	97-94	11/8/10	CHI	L	92-94	2/5/16	DEN	W	115-110	12/6/21	CHI	L	97-109
3/26/01	CHI	W	109-104*	2/8/06	DEN	L	107-110	11/26/10	DEN	W	98-97	11/22/16	DEN	W	110-107		--	--	--
11/13/01	DEN	W	101-93	11/21/06	DEN	W	113-109	3/26/12	CHI	W	108-91	2/28/17	CHI	W	125-107		--	--	--
3/30/02	CHI	W	100-84	3/22/07	CHI	L	108-109	2/7/13	DEN	W	128-96	11/30/17	DEN	W	111-110		--	--	--

* overtime





CLEVELAND CAVALIERS



Chairman Dan Gilbert
 General Manager Koby Altman
 Assistant General Manager Mike Gansey
 Senior Basketball Advisor Bernie Bickerstaff
 Basketball Chief of Staff/Team Counsel Jason Hillman
 Senior Director, Basketball Operations Andrae Patterson
 Senior Director, Strategy and Research Jon Nichols
 Senior Director, Player Personnel Brandon Weems
 Head Coach J.B. Bickerstaff
 Assistant Coaches Antonio Lang, Greg Buckner, Sidney Lowe, JJ Outlaw, Mike Gerrity
 Head Athletic Trainer Steve Spiro
 Head Strength and Conditioning Coach Derek Millender
 Director, Team Operations Mark Cashman
 Senior Director, Basketball Administration Lauren Marvinney
 Chief Executive Officer Len Komoroski
 President, Business Operations Nic Barlage
 Radio .. WTAM 1100 AM. Broadcasters: Tim Alcorn, Jim Chones, Mike Snyder, Power 89.1 WNZN FM.
 Broadcaster: Rafael Hernández Brito
 TV Bally Sports Ohio. Broadcasters: John Michael, Austin Carr, Angel Gray
 Arena Rocket Mortgage FieldHouse (19,432)
 Team Address One Center Court, Cleveland, OH 44115-4001
 Team Colors Wine and Gold

CLEVELAND PR STAFF

Director of Basketball Communications
 B.J. Evans (bevans@cavs.com)

Basketball Communications Senior Manager
 Jeff Schaefer (jschaefer@cavs.com)

Basketball Communications Manager
 Cherome Owens (cowens@cavs.com)

Basketball Communications Coordinator
 Sam Coombs (scoombs@cavs.com)

2021-22 SEASON SERIES RESULTS

Oct.25 vs. Denver
 Mar.18 @ Cleveland

Cleveland, 99-87
 Cleveland, 119-116

2021-22 REGULAR SEASON VS. CAVALIERS

DATE	SITE	TIME/RESULT
Oct.25	Denver	L, 87-99
Mar.18	Cleveland	L, 116-119 (OT)

2020-21 REGULAR SEASON VS. CAVALIERS

DATE	SITE	RESULT
Feb.10	Denver	W, 133-95
Feb.19	Cleveland	W, 120-103

SERIES HISTORY VS. CAVALIERS

	ALL-TIME	STREAKS	LAST WIN	LAST LOSS
Overall	51-43	Loss 2	2/19/21	3/18/22
Home	33-15	Loss 1	2/10/21	10/25/21
Road	18-28	Loss 1	2/19/21	3/18/22

2021-22 DENVER STATISTICS VS. CLEVELAND

PLAYER	GP-GS	MIN	FG-ATT	FG%	3FG-ATT	3FG%	FT-FTA	FT%	OFF	DEF	TOT/AVG	AST	PF-D	STL	TO	BLK	PTS	AVG
N. Jokic	2-2	72.5	24-39	.615	1-8	.125	7-8	.875	8	21	29/14.5	11	6-8	5	10	1	56	28.0
A. Gordon	2-2	63.3	14-29	.483	1-9	.111	3-7	.429	4	13	17/8.5	6	8-5	0	10	1	32	16.0
N. Hyland	2-0	45.1	9-18	.500	4-11	.364	2-2	1.000	0	5	5/2.5	9	6-3	4	1	0	24	12.0
W. Barton	2-2	67.8	8-23	.348	3-10	.300	3-4	.750	3	6	9/4.5	4	2-6	2	4	2	22	11.0
J. Green	2-1	52.5	5-12	.417	0-4	.000	5-6	.833	0	3	3/1.5	3	5-4	0	1	0	15	7.5
D. Cousins	1-0	15.5	4-8	.500	2-3	.667	2-3	.667	2	6	8/8.0	2	1-2	0	1	0	12	12.0
M. Porter Jr.	1-1	27.3	4-14	.286	3-9	.333	0-0	.000	2	3	5/5.0	3	2-0	1	2	1	11	11.0
J. Green	2-0	28.9	4-8	.500	2-6	.333	0-0	.000	2	3	5/2.5	1	5-2	1	2	0	10	5.0
A. Rivers	2-0	35.7	2-5	.400	1-1	1.000	0-0	.000	1	4	5/2.5	4	3-0	0	2	0	5	2.5
M. Morris	2-2	47.2	2-8	.250	0-2	.000	0-0	.000	0	6	6/3.0	8	3-2	0	4	1	4	2.0
F. Campazzo	1-0	17.6	1-4	.250	1-4	.250	0-0	.000	1	1	2/2.0	3	3-2	1	1	0	3	3.0
Z. Nnaji	1-0	2.7	1-1	1.000	1-1	1.000	0-0	.000	0	0	0/0.0	0	0-0	0	0	0	3	3.0
B. Bol	1-0	2.7	1-2	.500	0-0	.000	0-0	.000	0	1	1/1.0	0	0-0	0	0	0	2	2.0
P. Dozier	1-0	9.9	1-3	.333	0-1	.000	0-0	.000	0	1	1/1.0	1	2-0	1	0	0	2	2.0
B. Forbes	1-0	10.9	1-4	.250	0-2	.000	0-0	.000	1	1	2/2.0	1	0-0	0	0	0	2	2.0
P. Cornelie	1-0	2.7	0-0	.000	0-0	.000	0-0	.000	0	0	0/0.0	0	0-1	0	0	0	0	0.0
M. Howard	1-0	2.7	0-0	.000	0-0	.000	0-0	.000	0	0	0/0.0	0	0-0	1	1	0	0	0.0
TEAM	25-10	504.9	81-178	.455	19-71	.268	22-30	.733	24	74	98/49.0	56	46-35	16	39	6	203	101.5





2021-22 CLEVELAND STATISTICS VS. DENVER

PLAYER	GP-GS	MIN	FG-ATT	FG%	3FG-ATT	3FG%	FT-FTA	FT%	OFF	DEF	TOT/AVG	AST	PF-D	STL	TO	BLK	PTS	AVG
L. Markkanen	2-2	69.5	15-30	.500	8-20	.400	5-6	.833	0	14	14/7.0	5	5-6	8	2	1	43	21.5
E. Mobley	2-2	65.0	15-30	.500	0-3	.000	7-9	.778	9	10	19/9.5	2	5-8	1	4	3	37	18.5
D. Garland	2-2	76.5	13-29	.448	3-7	.429	5-7	.714	2	5	7/3.5	21	3-7	2	5	0	34	17.0
K. Love	2-0	51.6	12-22	.545	5-13	.385	5-5	1.000	2	13	15/7.5	4	2-5	1	3	0	34	17.0
J. Allen	1-1	36.6	10-11	.909	0-0	.000	1-3	.333	5	11	16/16.0	2	1-4	0	0	0	21	21.0
C. Sexton	1-1	24.7	4-11	.364	3-5	.600	3-4	.750	0	3	3/3.0	2	3-4	0	1	0	14	14.0
C. LeVert	1-0	29.4	3-11	.273	2-3	.667	2-4	.500	2	2	4/4.0	4	4-2	1	1	0	10	10.0
I. Okoro	2-1	65.8	4-13	.308	0-3	.000	0-0	.000	4	3	7/3.5	4	3-3	3	2	3	8	4.0
L. Stevens	2-1	22.4	4-8	.500	0-0	.000	0-0	.000	1	0	1/0.5	3	0-0	2	1	0	8	4.0
R. Rubio	1-0	24.9	2-10	.200	0-3	.000	3-4	.750	0	4	4/4.0	8	5-5	1	2	1	7	7.0
D. Windler	2-0	7.3	0-2	.000	0-2	.000	2-2	1.000	0	0	0/0.0	0	0-1	0	0	1	2	1.0
M. Brown	1-0	4.4	0-0	.000	0-0	.000	0-0	.000	0	1	1/1.0	0	1-0	0	0	0	0	0.0
B. Goodwin	1-0	10.7	0-1	.000	0-1	.000	0-2	.000	1	0	1/1.0	1	1-1	0	2	0	0	0.0
C. Osman	1-0	11.5	0-1	.000	0-1	.000	0-0	.000	0	2	2/2.0	1	2-0	0	1	0	0	0.0
K. Pangos	1-0	1.6	0-1	.000	0-1	.000	0-0	.000	0	0	0/0.0	0	0-0	0	1	0	0	0.0
D. Valentine	1-0	1.6	0-0	.000	0-0	.000	0-0	.000	0	0	0/0.0	0	0-0	0	0	0	0	0.0
D. Wade	1-0	1.6	0-0	.000	0-0	.000	0-0	.000	0	1	1/1.0	0	0-0	0	0	0	0	0.0
TEAM	24-10	504.9	82-180	.456	21-62	.339	33-46	.717	26	69	95/47.5	57	35-46	19	25	9	218	109.0

2022-23 VS NUGGETS

Jan. 6 at Denver
Feb. 23 at Cleveland

2021-22 SEASON

44-38 (.537)
in Central

PLAYOFFS

Lost to Brooklyn, 1-0

DATE	SITE	W/L	SCORE	DATE	SITE	W/L	SCORE	DATE	SITE	W/L	SCORE	DATE	SITE	W/L	SCORE	DATE	SITE	W/L	SCORE
11/10/96	CLE	L	79-108	12/14/02	CLE	L	104-111	11/12/07	DEN	W	122-100	2/9/13	CLE	W	111-103	3/7/18	DEN	L	108-113
1/16/97	DEN	W	88-87*	1/17/03	DEN	W	97-80	2/10/08	CLE	W	113-83	12/4/13	CLE	L	88-98	11/1/18	CLE	W	110-91
12/10/97	CLE	L	83-102	11/5/03	CLE	W	93-89	11/13/08	CLE	L	99-110	11/7/14	DEN	L	109-117	1/19/19	DEN	W	124-102
1/16/98	DEN	L	74-99	12/2/03	DEN	W	115-103	12/19/08	DEN	L	88-105	11/17/14	DEN	L	101-110	1/11/20	DEN	L	103-111
2/17/00	CLE	L	101-119	12/2/04	DEN	L	73-92	1/8/10	DEN	W	99-97	11/17/14	CLE	W	106-97	3/7/20	CLE	L	102-104
3/5/00	DEN	L	92-100	2/11/05	CLE	W	106-101	2/18/10	CLE	W	118-116*	12/29/15	DEN	L	87-93	2/10/21	DEN	W	133-95
1/19/01	DEN	W	91-88	12/15/05	CLE	L	85-94	1/15/11	DEN	W	127-99	3/21/16	CLE	L	91-124	2/19/21	CLE	W	120-103
3/24/01	CLE	L	105-117	1/18/06	DEN	W	90-89	1/28/11	CLE	W	117-103	2/11/17	CLE	L	109-125	10/25/21	DEN	L	87-99
12/8/01	CLE	L	99-109	1/19/07	DEN	W	110-99	3/7/12	DEN	L	99-100	3/22/17	DEN	W	126-113	3/18/22	CLE	L	116-119*
1/10/02	DEN	W	96-91	3/25/07	CLE	W	105-93	1/11/13	DEN	W	98-91	3/3/18	CLE	W	126-117	--	--	--	--

* overtime





DALLAS MAVERICKS



Governor Mark Cuban
 CEO Cynt Marshall
 President of Basketball Operations/General Manager Nico Harrison
 Head Coach Jason Kidd
 Assistant Coaches .. Sean Sweeney, Jared Dudley, Greg St. Jean, Kristi Toliver, Darrell Armstrong, Quinton Crawford, Marko Milić, Peter Patton, God Shammgod
 Assistant General Manager/Vice President of Basketball Operations Michael Finley
 Director of Player Health and Performance Casey Smith
 Director of Athletic Performance Jeremy Holsopple
 Head Athletic Trainer Dionne Calhoun
 Assistant Athletic Trainer Heather Mau
 Head Equipment Manager Kory Johnson
 Senior Vice President of Corporate Communications and Events Erin Finegold White
 Corporate Communications Manager Collin Kim
 Corporate Communications and Events Manager Araceli Colmenero
 Home Court American Airlines Center (19,200) - 2001
 Team Colors Royal Blue, Navy, Silver and Black
 TV Bally Sports Southwest: Mark Followill, Derek Harper, Jeff "Skin" Wade
 Radio 97.1 FM the Eagle (KEGL): Chuck Cooperstein, Brad Davis
 Spanish Radio Zona MX 99.1 FM (KFZO): Victor Villalba

DALLAS PR STAFF

Vice President, Basketball Communications
 Scott Tomlin (scott.tomlin@dallasmavs.com)

Director, Basketball Communications
 Alan Rakowski (alan.rakowski@dallasmavs.com)

Manager, Basketball Communications
 Kristen Deahl (kristin.deahl@dallasmavs.com)

Coordinator, Basketball Communications
 Dave Mauer (dave.mauer@dallasmavs.com)

2021-22 SEASON SERIES RESULTS

Oct.29 vs. Denver Denver, 106-75
 Nov.15 @ Dallas Dallas, 111-101
 Jan.3 @ Dallas Dallas, 103-89

2021-22 REGULAR SEASON VS. MAVERICKS

DATE	SITE	TIME/RESULT
Oct.29	Denver	W, 106-75
Nov.15	Dallas	L, 101-111
Jan.3	Dallas	L, 89-103

2020-21 REGULAR SEASON VS. MAVERICKS

DATE	SITE	RESULT
Jan.7	Denver	L, 117-124 (OT)
Jan.25	Dallas	W, 117-113
Mar.13	Denver	L, 103-116

SERIES HISTORY VS. MAVERICKS

	ALL-TIME	STREAKS	LAST WIN	LAST LOSS
Overall	88-94	Loss 2	10/29/21	1/3/22
Home	57-35	Won 1	10/29/21	3/13/21
Road	31-59	Loss 2	1/25/21	1/3/22

2021-22 DENVER STATISTICS VS. DALLAS

PLAYER	GP-GS	MIN	FG-ATT	FG%	3FG-ATT	3FG%	FT-FTA	FT%	OFF	DEF	TOT/AVG	AST	PF-D	STL	TO	BLK	PTS	AVG
N. Jokic	3-3	96.9	31-53	.585	4-13	.308	7-10	.700	9	39	48/16.0	17	8-16	3	7	2	73	24.3
A. Gordon	3-3	92.4	19-30	.633	4-10	.400	0-5	.000	3	16	19/6.3	5	5-8	3	6	1	42	14.0
W. Barton	2-2	59.7	11-24	.458	4-12	.333	3-3	1.000	1	8	9/4.5	12	5-3	1	9	0	29	14.5
M. Morris	2-2	61.0	12-19	.632	1-5	.200	0-0	.000	0	3	3/1.5	11	3-1	1	3	2	25	12.5
J. Green	2-1	48.8	6-11	.545	0-1	.000	9-12	.750	1	7	8/4.0	2	5-8	1	1	0	21	10.5
B. Bol	3-0	24.8	7-12	.583	1-4	.250	1-1	1.000	1	5	6/2.0	1	3-1	1	2	1	16	5.3
N. Hyland	3-0	44.9	6-17	.353	2-9	.222	1-2	.500	1	6	7/2.3	2	8-1	1	7	0	15	5.0
A. Rivers	3-2	65.8	5-14	.357	4-10	.400	1-2	.500	0	6	6/2.0	2	6-2	1	4	0	15	5.0
F. Campazzo	3-1	59.3	3-9	.333	2-5	.400	6-9	.667	1	8	9/3.0	6	4-8	3	6	1	14	4.7
M. Porter Jr.	1-1	24.8	5-12	.417	1-6	.167	1-1	1.000	0	3	3/3.0	1	1-1	1	2	0	12	12.0
P. Dozier	2-0	44.2	4-14	.286	2-8	.250	0-0	.000	2	3	5/2.5	4	2-1	1	3	1	10	5.0
J. Green	3-0	38.2	1-7	.143	0-5	.000	8-8	1.000	5	9	14/4.7	1	6-4	0	4	1	10	3.3
Z. Nnaji	1-0	7.2	2-4	.500	1-2	.500	0-0	.000	1	3	4/4.0	0	2-0	0	0	0	5	5.0
R. Tucker	1-0	3.8	0-0	.000	0-0	.000	3-4	.750	0	0	0/0.0	1	1-2	1	0	0	3	3.0
P. Cornelie	1-0	2.2	0-0	.000	0-0	.000	2-2	1.000	0	1	1/1.0	0	0-1	0	0	0	2	2.0
C. Jones	1-0	2.2	1-1	1.000	0-0	.000	0-0	.000	0	0	0/0.0	0	0-0	0	0	0	2	2.0
D. Reed	1-0	26.4	1-5	.200	0-2	.000	0-0	.000	1	1	2/2.0	2	3-0	0	0	0	2	2.0
V. Cancar	1-0	11.2	0-1	.000	0-0	.000	0-0	.000	0	0	0/0.0	2	2-0	0	1	0	0	0.0
M. Howard	1-0	6.6	0-1	.000	0-1	.000	0-0	.000	0	0	0/0.0	0	0-0	0	0	0	0	0.0
TEAM	37-15	720.0	114-234	.487	26-93	.280	42-59	.712	26	118	144/48.0	69	64-57	18	55	9	296	98.7





2021-22 DALLAS STATISTICS VS. DENVER

PLAYER	GP-GS	MIN	FG-ATT	FG%	3FG-ATT	3FG%	FT-FTA	FT%	OFF	DEF	TOT/AVG	AST	PF-D	STL	TO	BLK	PTS	AVG
L. Dončić	3-3	97.9	21-59	.356	4-17	.235	14-18	.778	1	21	22/7.3	13	9-16	8	9	1	60	20.0
J. Brunson	3-1	88.9	14-34	.412	3-11	.273	3-3	1.000	0	8	8/2.7	30	4-11	3	4	0	34	11.3
K. Porzingis	1-1	33.2	11-20	.550	5-8	.625	2-2	1.000	5	6	11/11.0	3	2-1	2	2	1	29	29.0
T. Hardaway Jr.	3-2	76.4	11-29	.379	4-15	.267	2-2	1.000	1	12	13/4.3	6	3-4	3	3	1	28	9.3
D. Powell	3-3	63.6	9-16	.563	2-3	.667	8-10	.800	6	6	12/4.0	1	6-10	1	2	0	28	9.3
R. Bullock	3-1	80.5	9-22	.409	6-16	.375	1-1	1.000	0	7	7/2.3	3	3-0	1	0	0	25	8.3
D. Finney-Smith	3-3	65.6	7-16	.438	4-10	.400	2-2	1.000	1	6	7/2.3	0	12-2	3	6	1	20	6.7
M. Kleber	2-1	53.5	5-11	.455	3-9	.333	4-4	1.000	2	5	7/3.5	2	3-5	2	2	3	17	8.5
T. Burke	1-0	15.8	3-8	.375	1-3	.333	4-4	1.000	0	1	1/1.0	1	0-2	1	2	0	11	11.0
F. Ntilikina	3-0	36.4	3-10	.300	2-8	.250	2-2	1.000	0	3	3/1.0	3	2-7	3	0	1	10	3.3
J. Green	2-0	33.4	3-7	.429	0-3	.000	0-0	.000	2	6	8/4.0	1	4-1	0	4	1	6	3.0
E. Omoruyi	1-0	8.7	2-4	.500	1-2	.500	1-2	.500	1	2	3/3.0	1	1-1	0	0	0	6	6.0
S. Brown	2-0	17.7	1-3	.333	1-3	.333	2-2	1.000	1	0	1/0.5	2	2-1	0	0	0	5	2.5
W. Cauley-Stein	2-0	16.3	2-2	1.000	0-0	.000	0-0	.000	0	1	1/0.5	1	1-0	0	0	0	4	2.0
B. Marjanović	2-0	5.8	1-2	.500	0-0	.000	1-2	.500	0	0	0/0.0	0	3-1	0	0	0	3	1.5
M. Chriss	1-0	15.9	1-2	.500	0-1	.000	0-0	.000	0	0	0/0.0	0	2-0	0	0	1	2	2.0
M. Brown	1-0	8.9	0-0	.000	0-0	.000	1-4	.250	1	3	4/4.0	0	0-2	0	0	0	1	1.0
T. Pinson	1-0	1.6	0-1	.000	0-1	.000	0-0	.000	0	0	0/0.0	0	0-0	0	0	0	0	0.0
TEAM	37-15	720.0	103-246	.419	36-110	.327	47-58	.810	21	87	108/36.0	67	57-64	27	34	10	289	96.3

2022-23 VS NUGGETS

Nov. 18 at Dallas
 Nov. 20 at Dallas
 Dec. 6 at Denver
 Feb. 15 at Denver

2021-22 SEASON

52-30 (.634)
 in Southwest

PLAYOFFS

Defeated Utah, 4-2
 Defeated Phoenix, 4-3
 Lost to Golden State, 4-1

DATE	SITE	W/L	SCORE	DATE	SITE	W/L	SCORE	DATE	SITE	W/L	SCORE	DATE	SITE	W/L	SCORE	DATE	SITE	W/L	SCORE
10/15/80	DEN	W	133-98	12/26/86	DEN	L	121-123	2/6/94	DEN	W	99-89	3/24/03	DEN	L	96-108	3/19/12	DEN	L	95-112
11/28/80	DAL	W	119-117	1/9/87	DAL	W	116-113	3/26/94	DEN	W	112-101	11/22/03	DAL	L	101-115	12/28/12	DAL	W	106-85
12/10/80	DEN	W	116-107	1/29/87	DEN	L	102-132	4/15/94	DAL	L	97-99	11/28/03	DEN	W	113-103	4/4/13	DEN	W	95-94
12/26/80	DAL	L	111-119	3/4/87	DAL	W	107-115	11/8/94	DAL	W	115-107	1/16/04	DEN	L	88-91	4/12/13	DEN	W	105-108*
3/20/81	DAL	L	125-126	11/28/87	DEN	W	106-98	11/28/94	DEN	L	123-124*	1/31/04	DAL	W	107-102	11/23/13	DEN	W	102-100
3/25/81	DEN	L	115-126	12/5/87	DAL	L	95-109	12/1/94	DEN	L	89-80	11/21/04	DEN	W	110-82	11/25/13	DAL	W	110-96
11/25/81	DEN	W	139-133	2/3/88	DEN	W	115-105	1/12/95	DEN	W	94-78	12/26/04	DEN	L	88-102	3/5/14	DEN	W	115-110
12/5/81	DAL	L	105-109	2/29/88	DAL	L	96-123	3/7/95	DAL	W	99-96	1/23/05	DAL	L	93-95	3/21/14	DAL	L	106-122
12/26/81	DAL	W	124-117	4/9/88	DAL	L	109-135	11/24/95	DAL	W	112-109*	11/15/05	DAL	L	80-83	1/14/15	DEN	W	114-107
1/15/82	DEN	W	128-113	4/17/88	DEN	W	133-122	12/26/95	DEN	W	114-102	1/6/06	DEN	L	112-114*	1/16/15	DAL	L	89-97
3/31/82	DAL	W	120-119	11/23/88	DAL	L	106-125	2/29/96	DEN	L	120-137	2/10/06	DEN	L	104-113	4/10/15	DEN	L	143-144**
4/17/82	DEN	W	130-124	1/7/89	DEN	W	115-94	4/18/96	DAL	L	98-132	2/10/06	DEN	W	113-104	11/28/15	DAL	L	81-92
10/29/82	DEN	L	117-125	1/18/89	DAL	L	92-102	1/11/96	DEN	L	91-92	4/2/06	DAL	L	79-103	2/26/16	DAL	L	116-122*
11/13/82	DAL	W	140-130	2/22/89	DEN	W	109-106	1/11/97	DAL	L	99-104	12/9/06	DAL	L	90-105	3/6/16	DEN	W	116-114*
11/30/82	DEN	L	129-140	3/24/89	DAL	W	114-105	1/18/97	DEN	L	104-107	12/31/06	DEN	L	85-89	3/28/16	DEN	L	88-97
1/14/83	DAL	L	139-149	4/23/89	DEN	L	96-113	4/19/97	DAL	W	100-95	2/24/07	DAL	L	95-115	12/12/16	DAL	L	92-112
4/8/83	DAL	W	132-115	11/21/89	DEN	W	111-95	1/6/98	DAL	L	90-108	4/6/07	DEN	W	75-71	12/19/16	DEN	W	117-107
4/15/83	DEN	W	137-126	12/30/89	DAL	L	109-116*	1/31/98	DEN	W	110-98	4/6/07	DEN	W	75-71	2/6/17	DEN	W	110-87
11/1/83	DEN	W	124-130	1/15/90	DEN	W	101-90	3/25/98	DEN	L	94-105	12/6/07	DAL	W	122-109	4/11/17	DAL	W	109-91
1/7/84	DEN	W	141-117	3/3/90	DEN	W	106-89	4/11/98	DAL	L	81-99	1/27/08	DAL	L	85-90	12/4/17	DEN	W	105-122
1/15/84	DAL	L	107-126	3/16/90	DAL	L	97-104	2/12/99	DEN	W	100-94	3/27/08	DEN	W	118-105	3/16/18	DEN	W	105-102
2/3/84	DAL	W	114-111	11/3/90	DAL	L	110-140	2/25/99	DAL	L	81-90	1/17/08	DEN	W	108-105	1/27/18	DEN	W	91-89
2/8/84	DEN	L	114-120	12/22/90	DEN	L	110-119	3/26/99	DAL	L	79-98	1/17/08	DEN	W	108-105	3/6/18	DAL	L	107-118
3/24/84	DAL	L	101-119	3/10/91	DEN	W	124-110	1/4/00	DEN	W	98-96	12/15/08	DAL	W	98-88	12/18/18	DEN	W	126-118
12/21/84	DEN	W	116-93	4/2/91	DAL	L	126-133	1/29/00	DAL	L	96-107	1/13/09	DEN	W	99-97	2/22/19	DEN	W	114-104
1/31/85	DEN	W	121-110	11/19/91	DEN	L	93-96	2/26/00	DAL	L	96-98	3/27/09	DAL	W	103-101	3/14/19	DEN	W	100-99
2/3/85	DAL	L	106-114	1/16/92	DAL	W	101-90	4/6/00	DEN	L	115-116*	12/27/09	DEN	L	96-104	3/14/19	DEN	W	100-99
3/1/85	DAL	W	141-140*	2/14/92	DEN	W	105-85	11/6/00	DEN	L	96-108	2/9/10	DEN	W	127-91	10/29/19	DEN	L	106-109
3/15/85	DAL	L	108-127	4/29/92	DAL	L	98-105	11/25/00	DAL	L	84-108	3/29/10	DAL	L	93-109	1/8/20	DAL	W	107-106
3/18/85	DEN	W	113-111	4/19/92	DEN	L	92-104	1/20/01	DAL	L	79-97	11/3/10	DEN	L	101-102	3/11/20	DAL	L	97-113
11/7/85	DEN	W	131-99	1/16/93	DEN	W	106-91	1/27/01	DEN	W	102-100	11/6/10	DAL	W	103-92	1/7/21	DEN	L	117-124*
12/14/85	DAL	L	100-127	1/21/93	DAL	W	110-94	11/8/01	DAL	L	91-105	2/10/11	DEN	W	121-120	1/25/21	DAL	W	117-113
1/7/86	DEN	W	132-110	2/6/93	DEN	W	111-93	1/8/02	DAL	L	94-95	2/10/11	DEN	W	121-120	3/13/21	DEN	L	103-116
2/12/86	DAL	L	110-117	2/24/93	DAL	W	113-92	1/24/02	DEN	L	97-104	4/6/11	DAL	W	104-96	10/29/21	DEN	W	106-115
2/22/86	DEN	W	113-106	4/16/93	DAL	L	88-99	3/30/02	DEN	L	110-116*	12/26/11	DAL	W	115-93	11/15/21	DAL	L	101-111
4/3/86	DAL	L	114-115	4/21/93	DEN	W	137-112	12/18/02	DEN	L	75-80	2/8/12	DEN	L	95-105	1/3/22	DAL	L	89-103
11/14/86	DEN	W	142-138	12/5/93	DEN	W	115-110	1/6/03	DAL	L	71-86	2/15/12	DAL	L	84-102	--	--	--	--
12/19/86	DAL	L	118-141	12/28/93	DAL	W	97-85	2/1/03	DAL	L	100-122	3/19/12	DEN	L	95-112	--	--	--	--

* overtime





DETROIT PISTONS



Owner Tom Gores
 Vice Chairman Arn Tellem
 General Manager Troy Weaver
 Associate General Manager George David
 Assistant General Manager Josh Bartelstein
 Assistant General Manager/President - Motor City Cruise Rob Murphy
 Assistant General Manager Tony Leotti
 Head Coach Dwane Casey
 Assistant Coaches Rex Kalamian, Jerome Allen, Jim Moran, Bill Bayno
 Sr. Advisor/Player Development John Beilein
 Assistant/Player Development Coach & Head Coach of Motor City Cruise D.J. Bakker
 Player Development Coaches .. Drew Jones, Jordan Brink, Austin Dufault, Brandon Bailey, Keith Bogans, Rashard Lewis
 Sr. Director, Medical Sebastien Poirier
 Head Athletic Trainer Rachel Cutts
 Sr. Director, Performance Trent Salo
 Head Strength & Conditioning Coach Jordan Sabourin
 Home Court Little Caesars Arena (20, 332)
 Team Colors Red, White, Blue
 Cable Television Bally Sports Detroit - Broadcasters: George Blaha, Greg Kelsner
 Radio 97.1 The Ticket - Broadcasters: Mark Champion, Rick Mahorn, George Blaha

DETROIT PR STAFF

Sr. Vice President, Public Relations
 Kevin Grigg

Vice President, Public Relations
 Cletus Lewis

Manager, Public Relations
 Josh Schur

Director, Communications
 Clark Williams

2021-22 SEASON SERIES RESULTS

Jan.23 vs. Denver Denver, 117-111
 Jan.25 @ Detroit Denver, 110-105

2021-22 REGULAR SEASON VS. PISTONS

DATE	SITE	TIME/RESULT
Jan.23	Denver	W, 117-111
Jan.25	Detroit	W, 110-105

2020-21 REGULAR SEASON VS. PISTONS

DATE	SITE	RESULT
Apr.6	Denver	W, 134-119
May.14	Detroit	W, 104-91

SERIES HISTORY VS. PISTONS

	ALL-TIME	STREAKS	LAST WIN	LAST LOSS
Overall	44-51	Won 5	1/25/22	2/2/20
Home	29-19	Won 5	1/23/22	11/12/16
Road	15-32	Won 2	1/25/22	2/2/20

2021-22 DENVER STATISTICS VS. DETROIT

PLAYER	GP-GS	MIN	FG-ATT	FG%	3FG-ATT	3FG%	FT-FTA	FT%	OFF	DEF	TOT/AVG	AST	PF-D	STL	TO	BLK	PTS	AVG
N. Jokic	2-2	70.0	21-39	.538	4-14	.286	16-17	.941	5	25	30/15.0	17	3-16	3	6	1	62	31.0
A. Gordon	2-2	65.6	11-19	.579	2-6	.333	5-8	.625	2	7	9/4.5	8	4-6	2	7	1	29	14.5
Z. Nnaji	2-0	35.2	8-9	.889	4-4	1.000	1-2	.500	6	2	8/4.0	0	3-4	0	2	0	21	10.5
A. Rivers	2-2	60.4	7-11	.636	3-6	.500	4-5	.800	0	1	1/0.5	4	5-4	3	2	0	21	10.5
J. Green	1-1	28.9	8-12	.667	1-2	.500	3-4	.750	2	2	4/4.0	1	4-5	0	1	0	20	20.0
M. Morris	2-2	62.4	4-23	.174	0-6	.000	8-8	1.000	3	7	10/5.0	10	1-7	1	3	0	16	8.0
B. Forbes	2-0	38.5	5-16	.313	3-9	.333	2-2	1.000	0	1	1/0.5	2	4-1	0	1	0	15	7.5
W. Barton	1-1	26.9	6-11	.545	2-5	.400	0-0	.000	1	5	6/6.0	5	3-0	1	1	0	14	14.0
F. Campazzo	2-0	39.4	5-9	.556	2-5	.400	1-2	.500	1	0	1/0.5	5	2-3	3	3	0	13	6.5
D. Cousins	2-0	25.6	2-12	.167	0-6	.000	2-4	.500	4	9	13/6.5	1	7-8	2	7	0	6	3.0
D. Reed	2-0	21.1	2-5	.400	2-3	.667	0-0	.000	0	5	5/2.5	0	3-0	0	1	0	6	3.0
N. Hyland	1-0	6.0	1-3	.333	0-1	.000	2-2	1.000	0	2	2/2.0	1	0-0	0	2	0	4	4.0
TEAM	21-10	480.0	80-169	.473	23-67	.343	44-54	.815	24	66	90/45.0	54	39-54	15	36	2	227	113.5





2021-22 DETROIT STATISTICS VS. DENVER

PLAYER	GP-GS	MIN	FG-ATT	FG%	3FG-ATT	3FG%	FT-FTA	FT%	OFF	DEF	TOT/AVG	AST	PF-D	STL	TO	BLK	PTS	AVG
C. Cunningham	2-2	76.1	21-41	.512	7-14	.500	3-3	1.000	1	12	13/6.5	16	8-3	3	10	5	52	26.0
S. Bey	2-2	64.6	12-28	.429	6-14	.429	2-3	.667	1	8	9/4.5	6	3-6	3	3	0	32	16.0
T. Lyles	2-0	44.0	8-18	.444	1-7	.143	11-14	.786	2	9	11/5.5	3	3-15	2	2	1	28	14.0
C. Joseph	2-2	51.6	10-15	.667	3-6	.500	2-2	1.000	2	5	7/3.5	7	6-2	1	2	0	25	12.5
H. Diallo	2-2	46.8	10-23	.435	0-2	.000	3-3	1.000	5	2	7/3.5	3	9-2	2	3	0	23	11.5
I. Stewart	2-2	52.0	8-11	.727	1-2	.500	1-1	1.000	0	7	7/3.5	2	11-2	1	4	0	18	9.0
K. Hayes	2-0	53.2	5-13	.385	2-6	.333	2-2	1.000	1	4	5/2.5	13	5-4	2	3	2	14	7.0
F. Jackson	1-0	13.7	5-11	.455	1-5	.200	0-0	.000	0	2	2/2.0	0	0-0	0	0	0	11	11.0
R. McGruder	2-0	43.8	2-6	.333	2-6	.333	1-2	.500	1	4	5/2.5	2	3-2	3	2	0	7	3.5
J. Jackson	2-0	23.7	1-3	.333	0-2	.000	2-3	.667	0	2	2/1.0	1	2-3	1	2	2	4	2.0
C. Stanley	1-0	10.6	1-3	.333	0-1	.000	0-0	.000	0	2	2/2.0	0	4-0	0	0	0	2	2.0
TEAM	20-10	480.0	83-172	.483	23-65	.354	27-33	.818	13	57	70/35.0	53	54-39	18	31	10	216	108.0

2022-23 VS NUGGETS

Nov. 22 at Denver
Mar. 16 at Detroit

2021-22 SEASON

23-59 (.280)
in Central

PLAYOFFS

Did not qualify

DATE	SITE	W/L	SCORE	DATE	SITE	W/L	SCORE	DATE	SITE	W/L	SCORE	DATE	SITE	W/L	SCORE	DATE	SITE	W/L	SCORE
11/13/96	DET	L	94-95*	11/7/02	DEN	L	63-89	2/25/08	DEN	L	93-98	12/11/12	DET	W	101-94	3/15/18	DEN	W	120-113
3/13/97	DEN	L	82-102	11/16/02	DET	L	53-74	3/18/08	DET	L	120-136	2/8/14	DET	L	109-126	2/4/19	DET	L	103-129
12/9/97	DET	L	83-92	3/6/04	DEN	L	66-97	1/9/09	DEN	L	90-93	3/19/14	DEN	W	118-109	3/26/19	DEN	W	95-92
1/21/98	DEN	L	67-87	3/19/04	DET	L	75-94	3/3/09	DET	L	95-100	10/29/14	DEN	W	89-79	2/2/20	DET	L	123-128*
12/1/99	DEN	W	100-96	11/11/04	DEN	W	117-109	12/10/09	DET	L	99-101	2/6/15	DET	L	88-98	2/25/20	DEN	W	115-98
3/8/00	DET	L	116-130	1/26/05	DET	L	70-87	2/26/10	DEN	W	107-102	1/23/16	DEN	W	104-101	4/6/21	DEN	W	134-119
12/20/00	DEN	W	108-106	1/23/05	DET	L	89-114	1/26/11	DET	W	109-100	2/10/16	DET	W	103-92	5/14/21	DET	W	104-91
2/6/01	DET	L	83-94	3/1/06	DEN	W	98-87	3/12/11	DEN	W	131-101	11/5/16	DET	L	86-103	1/23/22	DEN	W	117-111
3/18/02	DEN	L	91-98	3/9/07	DEN	L	82-95	3/21/12	DEN	W	116-115	11/12/16	DEN	L	95-106	1/25/22	DET	W	110-105
3/31/02	DET	L	82-86	3/26/07	DET	L	109-113*	11/6/12	DEN	W	109-97	12/12/17	DET	W	103-84	--	--	--	--

* overtime





GOLDEN STATE WARRIORS



Co-Executive Chairman & CEO Joe Lacob
 Co-Executive Chairman Peter Guber
 President & Chief Operating Officer Brandon Schneider
 President of Basketball Operations/General Manager Bob Myers
 Executive Vice President, Basketball Operations Kirk Lacob
 Director of Player Personnel/Assistant GM Larry Harris
 Vice President, Basketball Operations Mike Dunleavy Jr.
 Head Coach Steve Kerr
 Assistant Coaches Ron Adams, Kenny Atkinson, Chris DeMarco, Bruce Fraser, DeJan Milojević
 Assistant Coach/Director of Player Development Hilton Armstrong
 Player Development Coaches Leandro Barbosa, Jacob Rubin, Kris Weems
 Vice President, Player Health and Performance Dr. Rick Celebrini
 Director, Medical Services Drew Yoder
 Address 1 Warriors Way, San Francisco, CA 94158
 Phone 415-388-0100
 Arena (capacity) Chase Center (18,064)
 Radio KGMZ-FM (95.7 The Game): Tim Roye, Jim Barnett, Tom Tolbert
 TV NBC Sports Bay Area: Bob Fitzgerald, Kelenna Azubuike

GOLDEN STATE PR STAFF

Sr. Vice President, Communications
 Raymond Ridder (rridder@warriors.com)

Sr. Director, Public Relations
 Brett Winkler (bwinkler@warriors.com)

Director, Basketball Communications
 Michael Ravina (mravina@warriors.com)

Director, Publications & Statistical Information
 Darryl Arata (darata@warriors.com)

Manager, Public Relations
 Cole Lawrence (clawrence@warriors.com)

2021-22 SEASON SERIES RESULTS

Dec.28 @ Golden State Denver, 89-86
 Feb.16 @ Golden State Denver, 117-116
 Mar.7 vs. Denver Denver, 131-124
 Mar.10 vs. Denver Golden State, 113-102

2021-22 REGULAR SEASON VS. WARRIORS

DATE	SITE	TIME/RESULT
Dec.28	Golden State	W, 89-86
Feb.16	Golden State	W, 117-116
Mar.7	Denver	W, 131-124
Mar.10	Denver	L, 102-113

2020-21 REGULAR SEASON VS. WARRIORS

DATE	SITE	RESULT
Jan.14	Denver	W, 114-104
Apr.12	Golden State	L, 107-116
Apr.23	Golden State	L, 97-118

SERIES HISTORY VS. WARRIORS

	ALL-TIME	STREAKS	LAST WIN	LAST LOSS
Overall	100-85	Loss 1	3/7/22	3/10/22
Home	67-25	Loss 1	3/7/22	3/10/22
Road	33-60	Won 2	2/16/22	4/23/21

2021-22 DENVER STATISTICS VS. GOLDEN STATE

PLAYER	GP-GS	MIN	FG-ATT	FG%	3FG-ATT	3FG%	FT-FTA	FT%	OFF	DEF	TOT/AVG	AST	PF-D	STL	TO	BLK	PTS	AVG
N. Jokic	4-4	136.2	42-81	.519	3-18	.167	25-37	.676	14	49	63/15.8	35	12-32	6	21	3	112	28.0
M. Morris	3-3	93.9	18-31	.581	7-15	.467	7-7	1.000	0	14	14/4.7	14	2-5	1	2	1	50	16.7
J. Green	4-4	108.4	15-28	.536	1-7	.143	10-11	.909	8	6	14/3.5	2	4-10	2	6	2	41	10.3
A. Rivers	4-3	127.8	13-32	.406	6-20	.300	3-3	1.000	1	6	7/1.8	9	11-4	7	5	0	35	8.8
B. Forbes	3-0	60.4	9-19	.474	5-13	.385	7-7	1.000	0	1	1/0.3	1	7-4	2	2	0	30	10.0
D. Cousins	3-0	39.8	9-20	.450	2-4	.500	8-14	.571	7	7	14/4.7	5	6-11	2	4	1	28	9.3
A. Gordon	3-3	89.7	9-29	.310	1-7	.143	9-11	.818	5	16	21/7.0	11	8-10	0	3	3	28	9.3
N. Hyland	4-0	73.2	10-34	.294	3-16	.188	4-6	.667	0	11	11/2.8	14	10-4	2	1	1	27	6.8
D. Reed	3-0	53.4	10-14	.714	6-10	.600	1-2	.500	1	4	5/1.7	5	5-1	1	0	3	27	9.0
J. Green	4-0	64.0	9-16	.563	1-5	.200	6-7	.857	5	14	19/4.8	1	10-8	0	2	1	25	6.3
W. Barton	2-2	56.4	8-21	.381	4-11	.364	3-3	1.000	2	5	7/3.5	4	1-2	2	6	1	23	11.5
Z. Nnaji	1-0	19.1	4-9	.444	0-2	.000	0-2	.000	0	2	2/2.0	0	0-1	0	0	0	8	8.0
F. Campazzo	3-1	37.8	2-8	.250	0-4	.000	1-4	.250	1	3	4/1.3	8	6-4	3	1	1	5	1.7
M. Howard	1-0	0.2	0-0	.000	0-0	.000	0-0	.000	0	0	0/0.0	0	0-0	0	0	0	0	0.0
TEAM	42-20	959.9	158-342	.462	39-132	.295	84-114	.737	44	138	182/45.5	109	82-96	28	53	17	439	109.8





2021-22 GOLDEN STATE STATISTICS VS. DENVER

PLAYER	GP-GS	MIN	FG-ATT	FG%	3FG-ATT	3FG%	FT-FTA	FT%	OFF	DEF	TOT/AVG	AST	PF-D	STL	TO	BLK	PTS	AVG
S. Curry	3-3	116.1	27-56	.482	11-33	.333	17-18	.944	0	16	16/5.3	13	6-11	2	10	0	82	27.3
J. Poole	3-1	90.7	25-43	.581	14-23	.609	4-6	.667	1	8	9/3.0	19	11-8	3	10	1	68	22.7
J. Kuminga	4-0	88.2	21-33	.636	5-13	.385	8-15	.533	2	10	12/3.0	3	11-11	1	0	1	55	13.8
K. Looney	4-4	110.3	18-26	.692	0-0	.000	6-14	.429	14	18	32/8.0	15	17-9	4	4	1	42	10.5
A. Wiggins	3-3	102.2	15-43	.349	5-18	.278	2-6	.333	4	12	16/5.3	10	6-8	7	5	2	37	12.3
M. Moody	2-2	54.6	11-25	.440	5-13	.385	8-9	.889	2	3	5/2.5	2	4-8	1	3	1	35	17.5
K. Thompson	2-2	64.6	12-35	.343	5-18	.278	5-7	.714	1	6	7/3.5	6	3-3	2	0	2	34	17.0
G. Payton II	2-2	54.2	9-14	.643	2-6	.333	3-4	.750	3	8	11/5.5	2	3-3	7	4	1	23	11.5
J. Toscano-Anderson	3-2	50.9	7-13	.538	3-5	.600	1-7	.143	1	8	9/3.0	4	5-5	1	1	0	18	6.0
N. Bjelica	4-0	72.5	5-15	.333	0-4	.000	1-1	1.000	2	16	18/4.5	10	12-3	2	4	1	11	2.8
Q. Weatherspoon	1-0	15.7	4-5	.800	1-1	1.000	2-2	1.000	0	2	2/2.0	1	5-3	0	0	0	11	11.0
O. Porter Jr.	2-0	48.2	3-9	.333	0-3	.000	4-4	1.000	2	6	8/4.0	2	5-3	3	1	1	10	5.0
D. Lee	2-1	32.1	3-8	.375	0-4	.000	2-3	.667	0	6	6/3.0	1	5-4	1	0	0	8	4.0
C. Chiozza	2-0	35.7	2-8	.250	0-5	.000	0-0	.000	1	1	2/1.0	9	3-2	1	2	0	4	2.0
A. Iguodala	1-0	23.9	0-2	.000	0-2	.000	1-2	.500	0	4	4/4.0	4	0-1	0	3	0	1	1.0
TEAM	38-20	959.9	162-335	.484	51-148	.345	64-98	.653	33	124	157/39.3	101	96-82	35	47	11	439	109.8

2022-23 VS NUGGETS

Oct. 21 at San Francisco
 Feb. 2 at Denver
 Apr. 2 at Denver

2021-22 SEASON

53-29 (.646)
 in Pacific

PLAYOFFS

Defeated Denver, 4-1
 Defeated Memphis, 4-2
 Defeated Dallas, 4-1
 Defeated Boston, 4-2

DATE	SITE	W/L	SCORE	DATE	SITE	W/L	SCORE	DATE	SITE	W/L	SCORE	DATE	SITE	W/L	SCORE	DATE	SITE	W/L	SCORE
11/8/96	DEN	W	94-91	4/13/01	DEN	W	108-92	4/8/06	DEN	W	95-92	2/9/12	DEN	L	101-109	1/2/17	GSW	L	119-127
12/3/96	GSW	L	99-114	12/22/01	DEN	L	101-105	11/22/06	GSW	W	115-112	4/7/12	GSW	L	97-112	2/13/17	DEN	W	132-110
4/10/97	GSW	L	107-109*	2/27/02	GSW	L	93-110	11/24/06	DEN	W	140-129	4/9/12	DEN	W	123-84	11/4/17	DEN	L	108-127
4/14/97	DEN	L	93-103	4/5/02	GSW	L	104-108	2/12/07	DEN	W	123-111	11/10/12	GSW	W	107-101**	12/23/17	GSW	W	96-81
12/23/97	GSW	L	75-87	4/12/02	DEN	W	97-89	3/7/07	GSW	L	96-110	11/23/12	DEN	W	102-91	1/8/18	GSW	L	114-124
12/26/97	DEN	L	69-81	11/29/02	DEN	L	82-92	12/28/07	GSW	W	124-120	11/29/12	GSW	L	105-106	2/3/18	DEN	W	115-108
2/20/98	GSW	L	88-95	12/3/02	GSW	L	89-110	12/30/07	DEN	L	95-105	1/13/13	DEN	W	116-105	10/21/18	DEN	W	100-98
3/27/98	DEN	W	97-99	2/24/03	DEN	L	89-94	3/29/08	DEN	L	119-112	12/23/13	DEN	L	81-89	1/15/19	DEN	L	111-142
4/12/99	DEN	L	96-104	4/6/03	GSW	L	99-106	4/10/08	GSW	W	114-105	1/15/14	GSW	W	123-116	3/8/19	GSW	L	105-122
4/15/99	GSW	L	79-85	12/3/03	GSW	W	117-109	11/5/08	GSW	L	101-111	4/10/14	GSW	W	100-99	4/2/19	GSW	L	102-116
4/23/99	DEN	W	96-84	12/5/03	DEN	W	98-91	12/13/08	DEN	W	123-105	4/16/14	DEN	L	112-116	1/16/20	GSW	W	134-131*
4/24/99	GSW	L	74-93	12/28/03	DEN	W	103-79	3/28/09	DEN	W	129-116	1/19/15	GSW	L	79-122	3/3/20	DEN	L	100-116
2/4/00	GSW	L	101-103	2/6/04	GSW	L	87-96	12/1/09	DEN	W	135-107	3/13/15	DEN	W	114-103	1/14/21	DEN	W	114-104
3/3/00	DEN	W	122-88	12/27/04	GSW	L	101-104	1/5/10	DEN	W	123-122	4/15/15	GSW	L	126-133	4/12/21	GSW	L	107-116
4/9/00	GSW	L	103-117	1/17/05	GSW	L	97-107	1/20/10	GSW	W	123-118*	1/16/15	GSW	L	104-119	4/23/21	GSW	L	97-118
4/14/00	DEN	W	105-97	2/5/05	DEN	W	107-91	2/25/10	GSW	W	127-112	11/22/15	DEN	L	105-118	12/28/21	GSW	W	89-86
11/2/00	DEN	W	101-97	4/11/05	DEN	W	122-106	11/22/10	GSW	W	106-89	1/2/16	GSW	L	108-111*	2/16/22	GSW	W	117-116
1/3/01	GSW	W	111-100	12/26/05	GSW	W	118-112	2/9/11	GSW	L	114-116	1/13/16	DEN	W	112-110	3/7/22	DEN	W	131-124
3/12/01	GSW	W	84-79	2/6/06	GSW	L	114-122	4/11/11	DEN	W	134-111	11/10/16	DEN	L	101-125	3/10/22	DEN	L	102-113

* overtime





HOUSTON ROCKETS



Owner Tilman J. Fertitta
 General Manager Rafael Stone
 Head Coach Stephen Silas
 Assistant Coaches John Lucas, Jeff Hornacek, Will Weaver, Rick Higgins, DeSagana Diop
 Medical Director Dr. David Crumbie
 Head Athletic Trainer/Director of Athlete Care & Science Jason Biles
 Address Toyota Center, 1510 Polk Street, Houston, TX 77002
 Home Court Toyota Center (18,055) - 2003
 Team Colors Red, black, silver and white
 Television AT&T SportsNet: Craig Ackerman, Ryan Hollins, Cayleigh Griffin
 Radio KBME (790 AM): Matt Thomas
 Spanish Radio TUDN (1010 AM): Adrian Chavarria
 Phone 713-758-7200
 Twitter @HoustonRockets (@RocketsPR)

HOUSTON PR STAFF

VP, Media and Player Relations
 Tracey Hughes (traceyh@rocketball.com)

Senior Manager, Media Relations
 Sean McCloskey (seanm@rocketball.com)

Manager, Player Relations
 Shakira Wardally (shakiraw@rocketball.com)

Media Relations Coordinator
 Tomorrow Huff (tomorrowh@rocketball.com)

2021-22 SEASON SERIES RESULTS

Nov.6 vs. Denver
 Jan.1 @ Houston
 Mar.4 vs. Denver

Denver, 95-94
 Denver, 124-111
 Denver, 116-101

2021-22 REGULAR SEASON VS. ROCKETS

DATE	SITE	TIME/RESULT
Nov.6	Denver	W, 95-94
Jan.1	Houston	W, 124-111
Mar.4	Denver	W, 116-101

2020-21 REGULAR SEASON VS. ROCKETS

DATE	SITE	RESULT
Dec.28	Denver	W, 124-111
Apr.16	Houston	W, 128-99
Apr.24	Denver	W, 129-116

SERIES HISTORY VS. ROCKETS

	ALL-TIME	STREAKS	LAST WIN	LAST LOSS
Overall	94-102	Won 7	3/4/22	1/22/20
Home	59-39	Won 7	3/4/22	11/13/18
Road	35-63	Won 2	1/1/22	1/22/20

2021-22 DENVER STATISTICS VS. HOUSTON

PLAYER	GP-GS	MIN	FG-ATT	FG%	3FG-ATT	3FG%	FT-FTA	FT%	OFF	DEF	TOT/AVG	AST	PF-D	STL	TO	BLK	PTS	AVG
N. Jokic	2-2	61.5	17-27	.630	2-5	.400	16-20	.800	3	22	25/12.5	5	9-16	2	9	2	52	26.0
W. Barton	3-3	95.3	16-41	.390	4-20	.200	2-3	.667	1	13	14/4.7	14	3-2	3	3	3	38	12.7
A. Gordon	3-3	77.7	15-31	.484	3-10	.300	4-8	.500	7	6	13/4.3	6	4-6	1	2	3	37	12.3
J. Green	3-0	56.9	12-23	.522	1-6	.167	8-8	1.000	7	13	20/6.7	7	11-7	2	4	1	33	11.0
D. Cousins	1-1	23.6	10-14	.714	3-4	.750	8-9	.889	3	6	9/9.0	4	5-6	3	4	1	31	31.0
F. Campazzo	3-1	71.7	10-18	.556	5-10	.500	5-7	.714	2	6	8/2.7	18	7-9	6	4	2	30	10.0
J. Green	2-1	48.0	6-18	.333	2-6	.333	8-9	.889	3	4	7/3.5	3	2-7	0	1	2	22	11.0
M. Morris	2-2	60.6	8-18	.444	3-7	.429	0-0	.000	1	6	7/3.5	5	4-0	3	0	0	19	9.5
N. Hyland	2-0	34.9	3-14	.214	2-9	.222	5-5	1.000	0	3	3/1.5	5	3-3	3	4	0	13	6.5
B. Bol	1-0	20.2	5-7	.714	0-0	.000	1-2	.500	1	2	3/3.0	1	1-1	0	1	0	11	11.0
V. Cancar	1-0	14.8	5-7	.714	1-3	.333	0-0	.000	1	0	1/1.0	1	0-0	0	0	1	11	11.0
D. Reed	2-0	35.6	3-9	.333	2-5	.400	2-2	1.000	1	5	6/3.0	4	5-1	3	1	0	10	5.0
B. Forbes	1-0	18.6	3-9	.333	1-4	.250	0-0	.000	0	0	0/0.0	0	1-0	0	1	0	7	7.0
A. Rivers	2-1	42.3	3-11	.273	1-8	.125	0-0	.000	1	3	4/2.0	2	2-1	1	2	0	7	3.5
P. Dozier	1-0	23.1	2-7	.286	0-4	.000	2-2	1.000	0	4	4/4.0	4	4-2	3	1	0	6	6.0
P. Cornelie	1-0	2.9	1-1	1.000	1-1	1.000	0-0	.000	1	0	1/1.0	0	2-0	0	2	0	3	3.0
R. Tucker	1-0	22.0	1-1	1.000	1-1	1.000	0-0	.000	1	2	3/3.0	0	1-0	0	0	0	3	3.0
M. Porter Jr.	1-1	7.2	1-4	.250	0-2	.000	0-0	.000	0	4	4/4.0	0	0-0	0	0	0	2	2.0
M. Howard	1-0	1.5	0-0	.000	0-0	.000	0-0	.000	0	0	0/0.0	0	0-0	0	0	0	0	0.0
C. Jones	1-0	1.8	0-1	.000	0-0	.000	0-0	.000	0	0	0/0.0	0	0-0	0	0	0	0	0.0
TEAM	34-15	720.0	121-261	.464	32-105	.305	61-75	.813	33	99	132/44.0	79	64-61	30	39	15	335	111.7





2021-22 HOUSTON STATISTICS VS. DENVER

PLAYER	GP-GS	MIN	FG-ATT	FG%	3FG-ATT	3FG%	FT-FTA	FT%	OFF	DEF	TOT/AVG	AST	PF-D	STL	TO	BLK	PTS	AVG
J. Green	3-3	90.2	16-36	.444	7-19	.368	17-23	.739	2	6	8/2.7	10	2-15	1	6	1	56	18.7
K. Martin Jr.	3-0	68.7	13-21	.619	4-9	.444	5-6	.833	5	7	12/4.0	6	3-4	2	1	4	35	11.7
C. Wood	3-2	76.3	11-27	.407	1-8	.125	11-12	.917	1	27	28/9.3	7	7-10	1	5	2	34	11.3
J. Tate	3-3	76.4	12-27	.444	0-6	.000	4-5	.800	6	13	19/6.3	6	13-6	1	6	1	28	9.3
D. Theis	2-2	58.7	11-20	.550	1-4	.250	3-4	.750	3	7	10/5.0	1	4-6	2	3	1	26	13.0
E. Gordon	2-1	58.8	9-14	.643	4-8	.500	1-4	.250	1	4	5/2.5	3	5-5	1	8	0	23	11.5
K. Porter Jr.	3-3	79.4	8-31	.258	6-19	.316	1-2	.500	2	6	8/2.7	10	7-5	2	6	1	23	7.7
A. Sengun	2-0	36.1	8-14	.571	1-4	.250	3-6	.500	2	12	14/7.0	4	6-5	1	1	2	20	10.0
T. Queen	2-0	17.3	5-8	.625	3-5	.600	3-3	1.000	4	2	6/3.0	1	1-3	1	2	0	16	8.0
D. Nix	2-0	14.0	5-7	.714	2-3	.667	1-2	.500	0	0	0/0.0	1	2-1	2	2	0	13	6.5
J. Christopher	2-0	40.9	3-16	.188	1-7	.143	2-2	1.000	1	3	4/2.0	4	4-1	1	5	1	9	4.5
D. Nwaba	2-1	27.3	3-5	.600	1-1	1.000	0-0	.000	0	7	7/3.5	2	1-2	2	1	0	7	3.5
A. Brooks	2-0	25.8	2-7	.286	2-7	.286	0-0	.000	1	0	1/0.5	4	4-0	2	1	0	6	3.0
D. Augustin	1-0	9.0	2-3	.667	1-2	.500	0-0	.000	0	1	1/1.0	3	0-0	0	0	0	5	5.0
G. Mathews	1-0	28.5	1-5	.200	0-4	.000	1-1	1.000	0	0	0/0.0	1	2-0	1	0	0	3	3.0
U. Garuba	1-0	12.6	1-2	.500	0-0	.000	0-0	.000	1	3	4/4.0	1	0-1	2	0	0	2	2.0
TEAM	34-15	720.0	110-243	.453	34-106	.321	52-70	.743	29	98	127/42.3	64	61-64	22	47	13	306	102.0

2022-23 VS NUGGETS

2021-22 SEASON

PLAYOFFS

Nov. 28 at Denver
 Nov. 30 at Denver
 Feb. 28 at Houston
 Apr. 4 at Houston

20-62 (.244)
 in Southwest

Did not qualify

DATE	SITE	W/L	SCORE	DATE	SITE	W/L	SCORE	DATE	SITE	W/L	SCORE	DATE	SITE	W/L	SCORE	DATE	SITE	W/L	SCORE
11/7/96	DEN	L	108-110*	11/6/01	HOU	L	93-99	1/20/07	HOU	W	121-113*	4/16/12	HOU	W	105-102	2/9/18	HOU	L	104-130
1/30/97	HOU	W	113-109	11/9/01	DEN	W	108-81	3/2/07	DEN	L	97-108	11/7/12	HOU	W	93-87	2/25/18	DEN	L	114-119
3/29/97	HOU	L	105-120	11/12/02	HOU	L	86-98	11/24/07	HOU	L	81-109	1/23/13	HOU	W	105-95	11/13/18	DEN	L	99-109
4/1/97	DEN	L	99-116	4/16/02	DEN	W	101-70	12/20/07	DEN	W	112-111**	1/30/13	DEN	W	118-110	1/7/19	HOU	L	113-125
12/2/97	HOU	L	101-112	11/1/02	DEN	L	74-83	3/2/08	HOU	L	89-103	4/6/13	DEN	W	132-114	2/1/19	DEN	W	136-122
1/2/98	DEN	L	115-116*	1/11/03	HOU	L	85-87	4/13/08	DEN	W	111-94	11/16/13	HOU	L	111-122	3/28/19	HOU	L	85-112
4/7/98	DEN	L	87-104	3/29/03	HOU	L	89-102	11/30/08	DEN	W	104-94	4/6/14	HOU	L	125-130*	11/20/19	DEN	W	105-95
4/14/98	HOU	L	88-94	4/16/03	DEN	L	84-89	12/16/08	HOU	L	96-108	4/9/14	DEN	W	123-116	12/31/19	HOU	L	104-130
2/8/99	HOU	L	80-99	10/30/03	HOU	L	85-102	1/19/09	HOU	L	113-115	12/13/14	HOU	L	96-108	1/22/20	HOU	L	105-121
3/9/99	HOU	L	75-84	12/26/03	DEN	W	95-94	3/9/09	DEN	L	95-97	12/17/14	DEN	L	111-115*	1/26/20	DEN	W	117-110
3/17/99	DEN	L	109-114	4/2/04	DEN	W	110-100	12/16/09	DEN	W	111-101	3/7/15	DEN	L	100-114	12/28/20	DEN	W	124-111
5/5/99	DEN	L	86-95	4/9/04	HOU	L	103-106	1/27/10	HOU	W	97-92	3/19/15	HOU	L	108-118	4/16/21	HOU	W	128-99
1/20/00	HOU	L	115-122	11/27/04	HOU	W	82-76	3/15/10	HOU	L	123-125	10/28/15	HOU	W	105-85	4/24/21	DEN	W	129-116
1/28/00	DEN	W	104-98	1/9/05	DEN	L	98-116	10/30/10	HOU	W	107-94	11/13/15	DEN	W	107-98	1/16/21	DEN	W	95-94
2/24/00	HOU	W	106-97	4/16/05	HOU	L	87-115	1/3/11	DEN	W	113-106	12/14/15	DEN	W	114-108	1/1/22	HOU	W	124-111
4/11/00	DEN	L	93-103	12/23/05	DEN	W	108-86	2/7/11	DEN	L	103-108	12/2/16	DEN	L	110-128	3/4/22	DEN	W	116-101
11/30/00	DEN	L	105-109*	1/8/06	HOU	W	92-90	2/14/11	HOU	L	102-121	3/18/17	DEN	L	105-109	--	--	--	--
12/16/00	HOU	W	102-100	3/3/06	HOU	L	78-89	2/6/12	DEN	L	90-99	3/20/17	HOU	L	124-125	--	--	--	--
1/23/01	DEN	W	105-100	4/17/06	DEN	L	83-86	3/2/12	HOU	W	117-105	4/5/17	HOU	L	104-110	--	--	--	--
4/10/01	HOU	W	100-99	1/12/07	DEN	L	86-90	4/15/12	DEN	W	101-86	11/22/17	HOU	L	95-125	--	--	--	--

* overtime





INDIANA PACERS



Chairman, CEO and NBA Governor Herbert Simon
 Vice Chairman and NBA Alternate Governor Steve Simon
 Vice Chairman Jim Morris
 President of Basketball Operations Kevin Pritchard
 President/Chief Operating Officer Rick Fuson
 Executive Vice President/Chief Financial Officer Kevin Bower
 General Manager Chad Buchanan
 Assistant General Manager Kelly Krauskopf
 Vice President of Basketball Operations Ted Wu
 Head Coach Rick Carlisle
 Assistant Coaches Lloyd Pierce, Ronald Nored, Mike Weinar, Jenny Boucek
 Assistant Coaches, Player Development Calbert Cheaney, Tyler Marsh
 Video Coordinator Dylan DeBusk
 Manager of Game Strategy and Analytics Zach Chu
 Video/Player Development Assistant Jannero Pargo
 Vice President of Basketball Administration Sonya Clutinger
 Vice President of Player Relations Karen Atkeson
 Vice President of Player Personnel Ryan Carr
 Director of Pro Scouting Vance Catlin
 Senior Director of Medical Operations/Head Athletic Trainer Josh Corbeil
 Equipment Manager Josh Conder
 Radio 1070 The Fan/93.5 FM Broadcasters: Mark Boyle
 TV Bally Sports Indiana Broadcasters: Quinn Buckner, Chris Denari, Jeremiah Johnson, Eddie Gill
 Arena (Capacity) Gainbridge Fieldhouse 17,923

INDIANA PR STAFF

Vice President of Basketball Communications & Media Relations
 Michael Preston (mpreston@pacers.com)

Associate Director of Media Relations
 Krissy Myers (kmyers@pacers.com)

Public Relations Manager
 Wes Kaminski (wkaminski@pacers.com)

Senior Media Advisor
 David Benner

2021-22 SEASON SERIES RESULTS

Nov.10 vs. Denver
 Mar.30 @ Indiana
 Denver, 101-98
 Denver, 125-118

2021-22 REGULAR SEASON VS. PACERS

DATE	SITE	TIME/RESULT
Nov.10	Denver	W, 101-98
Mar.30	Indiana	W, 125-118

2020-21 REGULAR SEASON VS. PACERS

DATE	SITE	RESULT
Mar.4	Indiana	W, 113-103
Mar.15	Denver	W, 121-106

SERIES HISTORY VS. PACERS

	ALL-TIME	STREAKS	LAST WIN	LAST LOSS
Overall	50-46	Won 4	3/30/22	1/19/20
Home	31-16	Won 2	11/10/21	1/19/20
Road	19-30	Won 3	3/30/22	3/24/19

2021-22 DENVER STATISTICS VS. INDIANA

PLAYER	GP-GS	MIN	FG-ATT	FG%	3FG-ATT	3FG%	FT-FTA	FT%	OFF	DEF	TOT/AVG	AST	PF-D	STL	TO	BLK	PTS	AVG
W. Barton	2-2	72.1	19-32	.594	8-15	.533	2-2	1.000	1	9	10/5.0	8	2-5	3	4	0	48	24.0
N. Jokic	1-1	35.7	15-19	.789	0-0	.000	7-8	.875	3	10	13/13.0	9	3-9	2	7	1	37	37.0
N. Hyland	2-0	49.3	11-22	.500	4-12	.333	6-7	.857	1	6	7/3.5	11	5-5	1	2	1	32	16.0
M. Morris	2-2	57.9	9-17	.529	3-6	.500	0-0	.000	2	4	6/3.0	8	3-3	2	4	0	21	10.5
J. Green	2-2	48.1	5-17	.294	1-7	.143	8-8	1.000	1	3	4/2.0	1	3-5	1	1	1	19	9.5
Z. Nnaji	1-0	20.5	7-10	.700	2-3	.667	3-4	.750	2	3	5/5.0	0	1-2	0	0	1	19	19.0
A. Gordon	2-2	68.5	6-17	.353	2-4	.500	4-5	.800	6	11	17/8.5	6	5-5	1	2	1	18	9.0
D. Cousins	1-0	12.4	5-6	.833	1-1	1.000	0-0	.000	0	5	5/5.0	2	4-2	0	3	0	11	11.0
P. Dozier	1-0	24.7	3-5	.600	0-1	.000	0-0	.000	2	2	4/4.0	2	2-1	1	1	0	6	6.0
D. Reed	1-0	17.1	2-3	.667	1-2	.500	0-0	.000	1	0	1/1.0	1	0-0	0	1	1	5	5.0
A. Rivers	2-0	34.2	2-7	.286	1-2	.500	0-0	.000	0	3	3/1.5	0	2-2	0	1	1	5	2.5
B. Forbes	1-0	6.1	1-2	.500	1-1	1.000	0-0	.000	0	0	0/0.0	1	1-0	0	0	0	3	3.0
J. Green	1-1	21.6	1-5	.200	0-3	.000	0-0	.000	0	7	7/7.0	2	2-1	0	2	1	2	2.0
F. Campazzo	1-0	7.1	0-1	.000	0-0	.000	0-0	.000	0	0	0/0.0	1	0-0	0	0	0	0	0.0
M. Howard	1-0	4.9	0-1	.000	0-1	.000	0-0	.000	0	0	0/0.0	0	1-0	0	1	0	0	0.0
TEAM	21-10	480.0	86-164	.524	24-58	.414	30-34	.882	19	63	82/41.0	52	34-40	11	29	8	226	113.0





2021-22 INDIANA STATISTICS VS. DENVER

PLAYER	GP-GS	MIN	FG-ATT	FG%	3FG-ATT	3FG%	FT-FTA	FT%	OFF	DEF	TOT/AVG	AST	PF-D	STL	TO	BLK	PTS	AVG
M. Brogdon	1-1	34.7	11-21	.524	3-7	.429	0-1	.000	0	3	3/3.0	5	2-2	3	2	2	25	25.0
B. Hield	1-1	36.9	7-14	.500	5-11	.455	1-1	1.000	1	1	2/2.0	4	3-3	0	2	0	20	20.0
D. Sabonis	1-1	33.1	9-14	.643	1-2	.500	1-1	1.000	4	15	19/19.0	2	3-2	1	3	1	20	20.0
T. Taylor	1-1	35.6	7-12	.583	0-2	.000	4-6	.667	8	1	9/9.0	2	4-3	2	0	1	18	18.0
G. Bitadze	1-1	33.4	5-14	.357	2-5	.400	5-6	.833	6	4	10/10.0	3	4-3	1	3	2	17	17.0
T. McConnell	1-0	28.6	8-11	.727	0-1	.000	0-0	.000	1	2	3/3.0	9	1-1	0	0	1	16	16.0
T. Haliburton	1-1	37.3	6-12	.500	0-1	.000	3-4	.750	2	3	5/5.0	12	2-4	4	2	1	15	15.0
J. Smith	1-0	20.9	5-15	.333	2-8	.250	3-3	1.000	1	6	7/7.0	0	3-3	0	0	0	15	15.0
J. Anderson	1-1	31.9	6-13	.462	1-6	.167	0-0	.000	0	3	3/3.0	3	3-0	3	0	0	13	13.0
M. Turner	1-1	30.9	4-8	.500	2-3	.667	3-4	.750	4	4	8/8.0	0	4-3	0	3	6	13	13.0
K. Sykes	1-0	14.6	4-6	.667	1-3	.333	1-1	1.000	0	0	0/0.0	2	0-2	1	0	0	10	10.0
C. Duarte	1-1	21.2	2-9	.222	2-7	.286	0-0	.000	0	3	3/3.0	1	1-1	0	1	0	6	6.0
J. Holiday	1-1	35.1	2-8	.250	2-6	.333	0-0	.000	0	2	2/2.0	1	4-1	0	0	0	6	6.0
T. Craig	1-0	21.7	1-4	.250	0-1	.000	3-3	1.000	1	1	2/2.0	1	1-3	0	1	1	5	5.0
K. Martin	1-0	19.1	2-5	.400	1-2	.500	0-0	.000	0	4	4/4.0	0	2-0	1	2	0	5	5.0
L. Stephenson	1-0	12.7	2-5	.400	0-1	.000	1-2	.500	0	1	1/1.0	1	2-2	0	1	0	5	5.0
D. Washington Jr.	1-0	16.9	2-6	.333	1-3	.333	0-0	.000	0	0	0/0.0	2	0-0	0	0	0	5	5.0
J. Lamb	1-0	11.7	1-4	.250	0-2	.000	0-0	.000	0	3	3/3.0	3	1-0	0	0	0	2	2.0
O. Brissett	1-0	4.0	0-0	.000	0-0	.000	0-2	.000	0	1	1/1.0	0	0-1	0	0	0	0	0.0
TEAM	19-10	479.9	84-181	.464	23-71	.324	25-34	.735	28	57	85/42.5	51	40-34	16	20	15	216	108.0

2022-23 VS NUGGETS

Nov. 9 at Indiana
Jan. 20 at Denver

2021-22 SEASON

25-57 (.305)
in Central

PLAYOFFS

Did not qualify

DATE	SITE	W/L	SCORE	DATE	SITE	W/L	SCORE	DATE	SITE	W/L	SCORE	DATE	SITE	W/L	SCORE	DATE	SITE	W/L	SCORE
1/10/97	DEN	L	89-108	12/4/01	IND	L	96-104	2/9/07	IND	W	102-95	12/7/12	IND	W	92-89	12/10/17	IND	L	116-126*
2/20/97	IND	L	68-92	12/7/02	DEN	W	92-81	11/10/07	IND	W	113-106	1/28/13	DEN	W	102-101	4/3/18	DEN	W	107-104
12/5/97	DEN	L	85-96	12/13/02	IND	L	72-94	11/27/07	DEN	L	110-112	1/25/14	DEN	W	109-96	3/16/19	DEN	W	102-100
3/1/98	IND	L	63-90	11/4/03	IND	L	60-71	1/5/09	DEN	W	135-115	2/10/14	IND	L	80-119	3/24/19	IND	L	88-124
3/2/99	IND	L	81-88	3/7/04	DEN	L	94-103	3/1/09	IND	L	94-100	11/14/14	IND	W	108-87	1/2/20	IND	W	124-116
1/6/00	DEN	L	87-102	1/29/05	IND	W	95-88	11/3/09	IND	W	111-93	12/20/14	DEN	W	76-73	1/19/20	DEN	L	107-115
3/7/00	IND	L	89-90	3/3/05	DEN	W	96-87	3/5/10	DEN	W	122-114	1/17/16	DEN	W	129-126	3/4/21	IND	W	113-103
2/2/01	IND	L	94-103	1/4/06	DEN	W	106-86	11/9/10	IND	L	113-144	1/30/16	IND	L	105-109*	3/15/21	DEN	W	121-106
3/14/01	DEN	W	95-83	3/15/06	IND	W	101-99	1/23/11	DEN	W	121-107	1/12/17	DEN	W	140-112	11/10/21	DEN	W	101-98
11/28/01	DEN	L	85-99	12/2/06	DEN	W	121-101	2/11/12	IND	W	113-109	3/24/17	IND	W	125-117	3/30/22	IND	W	125-118

* overtime





LA CLIPPERS



Owner Steve Ballmer
 President, Basketball Operations Lawrence Frank
 Head Coach Tyronn Lue
 General Manager Michael Winger
 Assistant General Managers Trent Redden, Mark Hughes
 Associate Head Coach Daniel Craig
 Assistant Coaches .. Jeremy Castleberry, Larry Drew, Shaun Fein, Dahntay Jones, Jay Larranaga, Brendan O'Connor, Brian Shaw
 Player Development Coach Cookie Belcher, Wesley Johnson
 Player Development/Video Coach Dahntay Jones, Beau Levesque
 Executive Director, Performance, Health & Wellness Dr. John Meyer
 Assistant Coach/Vice President of Player Performance Todd Wright
 Director of Medical Services/Head Athletic Trainer Jasen Powell
 Director of Rehabilitation Maggie Bryant
 Television SoCal. Brian Sieman
 Radio (English) AM 570 (LA Sports). Noah Eagle
 Radio (Spanish) ESPN Deportes (1330 AM). Armando Garcia
 Team Colors Red, Blue, Silver, Black
 Address 6951 S. Centinela Ave. Playa Vista, CA 90094
 Arena STAPLES Center – 19,060 (1999)

LA CLIPPERS PR STAFF

Chief Communications Officer
 Chris Wallace (cwallace@clippers.com)

Director of Communications
 Dennis Rogers (drogers@clippers.com)

Basketball Communications Manager
 Curtis Jackson (cjackson@clippers.com)

Basketball Communications Assistant
 Cooper Dzierzanowski (cdzierzanowski@clippers.com)

2021-22 SEASON SERIES RESULTS

Dec.26 @ LA Clippers Denver, 103-100
 Jan.11 @ LA Clippers LA Clippers, 87-85
 Jan.19 vs. Denver Denver, 130-128
 Mar.22 vs. Denver Denver, 127-115

2021-22 REGULAR SEASON VS. CLIPPERS

DATE	SITE	TIME/RESULT
Dec.26	LA Clippers	W, 103-100
Jan.11	LA Clippers	L, 85-87
Jan.19	Denver	W, 130-128 (OT)
Mar.22	Denver	W, 127-115

2020-21 REGULAR SEASON VS. CLIPPERS

DATE	SITE	RESULT
Dec.25	Denver	L, 108-121
Apr.1	LA Clippers	W, 101-94
May.1	LA Clippers	W, 110-104

SERIES HISTORY VS. CLIPPERS

	ALL-TIME	STREAKS	LAST WIN	LAST LOSS
Overall	102-83	Won 2	3/22/22	1/11/22
Home	69-24	Won 2	3/22/22	12/25/20
Road	33-59	Loss 1	12/26/21	1/11/22

2021-22 DENVER STATISTICS VS. LA CLIPPERS

PLAYER	GP-GS	MIN	FG-ATT	FG%	3FG-ATT	3FG%	FT-FTA	FT%	OFF	DEF	TOT/AVG	AST	PF-D	STL	TO	BLK	PTS	AVG
N. Jokic	4-4	149.7	43-78	.551	5-13	.385	35-38	.921	19	44	63/15.8	32	15-41	8	15	6	126	31.5
A. Gordon	3-3	108.6	26-45	.578	6-14	.429	16-18	.889	5	18	23/7.7	10	7-13	2	6	1	74	24.7
M. Morris	4-4	141.7	24-55	.436	6-18	.333	3-3	1.000	4	16	20/5.0	24	4-5	3	4	0	57	14.3
J. Green	4-3	101.3	18-40	.450	4-14	.286	4-6	.667	4	9	13/3.3	7	3-7	2	7	1	44	11.0
W. Barton	3-3	111.4	14-35	.400	5-19	.263	1-1	1.000	0	12	12/4.0	9	3-5	3	6	1	34	11.3
N. Hyland	4-0	55.1	11-30	.367	7-21	.333	0-0	.000	0	10	10/2.5	9	7-1	0	4	1	29	7.3
A. Rivers	4-2	89.3	8-21	.381	7-17	.412	4-6	.667	1	8	9/2.3	9	9-5	0	3	1	27	6.8
D. Reed	3-0	57.5	8-13	.615	3-7	.429	0-1	.000	2	9	11/3.7	2	6-1	1	0	1	19	6.3
Z. Nnaji	2-0	24.2	4-6	.667	2-2	1.000	0-0	.000	2	1	3/1.5	0	2-0	1	0	0	10	5.0
D. Cousins	1-0	13.7	4-7	.571	0-2	.000	0-0	.000	2	3	5/5.0	2	2-2	1	2	0	8	8.0
F. Campazzo	3-0	54.1	1-15	.067	1-11	.091	4-4	1.000	1	7	8/2.7	8	8-4	2	3	1	7	2.3
J. Green	3-1	46.8	1-8	.125	1-4	.250	2-2	1.000	0	6	6/2.0	2	4-2	1	2	1	5	1.7
B. Forbes	1-0	12.1	1-2	.500	1-2	.500	0-0	.000	0	0	0/0.0	2	0-0	0	0	0	3	3.0
V. Cancar	1-0	15.2	1-1	1.000	0-0	.000	0-0	.000	2	3	5/5.0	0	2-1	0	1	0	2	2.0
J. Ennis III	1-0	4.3	0-0	.000	0-0	.000	0-0	.000	0	0	0/0.0	0	1-0	0	1	0	0	0.0
TEAM	41-20	985.0	164-356	.461	48-144	.333	69-79	.873	42	146	188/47.0	116	73-87	24	54	14	445	111.3





2021-22 LA CLIPPERS STATISTICS VS. DENVER

PLAYER	GP-GS	MIN	FG-ATT	FG%	3FG-ATT	3FG%	FT-FTA	FT%	OFF	DEF	TOT/AVG	AST	PF-D	STL	TO	BLK	PTS	AVG
I. Zubac	4-4	91.6	26-34	.765	0-0	.000	5-7	.714	10	16	26/6.5	4	14-6	2	7	5	57	14.3
R. Jackson	3-3	101.5	23-55	.418	4-21	.190	5-6	.833	1	8	9/3.0	22	10-13	3	4	0	55	18.3
T. Mann	4-2	138.2	20-38	.526	4-11	.364	11-14	.786	7	18	25/6.3	16	7-10	1	3	2	55	13.8
B. Boston Jr.	4-0	93.8	18-36	.500	6-12	.500	6-7	.857	1	11	12/3.0	6	1-7	0	2	0	48	12.0
E. Bledsoe	3-1	88.0	18-40	.450	5-9	.556	1-2	.500	1	6	7/2.3	21	4-10	9	7	2	42	14.0
A. Coffey	4-3	116.6	15-30	.500	7-18	.389	4-6	.667	0	20	20/5.0	12	6-8	8	3	0	41	10.3
M. Morris Sr.	2-2	63.3	11-31	.355	1-11	.091	3-6	.500	1	4	5/2.5	4	4-4	1	1	2	26	13.0
L. Kennard	3-1	72.9	8-28	.286	5-20	.250	2-2	1.000	0	3	3/1.0	2	9-0	0	2	0	23	7.7
S. Ibaka	3-1	55.3	9-19	.474	2-8	.250	1-2	.500	5	16	21/7.0	6	9-1	1	4	3	21	7.0
N. Batum	3-3	74.7	7-18	.389	5-15	.333	0-0	.000	1	12	13/4.3	4	8-3	1	4	1	19	6.3
I. Hartenstein	2-0	36.5	7-12	.583	0-0	.000	4-4	1.000	1	4	5/2.5	8	4-4	3	2	3	18	9.0
R. Covington	1-0	22.1	4-6	.667	4-6	.667	2-2	1.000	0	3	3/3.0	2	4-1	0	1	2	14	14.0
J. Winslow	2-0	19.3	2-3	.667	0-0	.000	4-6	.667	1	6	7/3.5	3	6-3	0	0	0	8	4.0
K. Johnson	1-0	11.1	0-3	.000	0-0	.000	3-4	.750	0	3	3/3.0	1	1-3	0	1	1	3	3.0
S. Ojeleye	1-0	0.2	0-0	.000	0-0	.000	0-0	.000	0	0	0/0.0	0	0-0	0	0	0	0	0.0
TEAM	40-20	984.9	168-353	.476	43-131	.328	51-68	.750	29	130	159/39.8	111	87-73	29	41	21	430	107.5

2022-23 VS NUGGETS

Nov. 25 at Los Angeles
 Jan. 5 at Denver
 Jan. 13 at Los Angeles
 Feb. 26 at Denver

2021-22 SEASON

42-40 (.512)
 in Pacific

PLAYOFFS

Did not qualify

DATE	SITE	W/L	SCORE	DATE	SITE	W/L	SCORE	DATE	SITE	W/L	SCORE	DATE	SITE	W/L	SCORE	DATE	SITE	W/L	SCORE
11/5/96	DEN	L	78-82	11/30/01	DEN	W	96-93	11/2/06	LAC	L	95-96	2/2/12	LAC	W	112-91	1/21/17	DEN	W	123-98
11/24/97	LAC	L	111-114	1/4/02	DEN	L	80-82	11/26/06	DEN	W	103-88	2/22/12	LAC	L	95-103	3/16/17	DEN	W	129-114
3/2/97	DEN	W	109-107*	1/21/02	LAC	L	89-102	4/7/07	LAC	W	96-93	4/18/12	DEN	L	98-104	1/17/18	LAC	L	104-109
4/12/97	LAC	L	94-116	4/7/02	LAC	L	75-97	11/21/07	LAC	L	90-101	12/25/12	LAC	L	100-112	2/27/18	DEN	L	120-122
12/7/97	DEN	W	100-92	11/22/02	DEN	W	72-70	11/30/07	DEN	W	123-107	1/1/13	DEN	W	92-78	4/7/18	LAC	W	134-115
12/27/97	LAC	L	103-105	12/21/02	LAC	L	89-92	2/29/08	DEN	W	110-104	3/7/13	DEN	W	107-92	10/17/18	LAC	W	107-98
1/24/98	LAC	W	99-81	3/19/03	LAC	L	78-91	4/8/08	LAC	W	117-99	12/21/13	LAC	L	91-112	12/22/18	LAC	L	111-132
3/8/98	DEN	L	89-100	4/12/03	DEN	L	79-101	10/31/08	LAC	W	113-103*	2/3/14	DEN	W	116-115	1/10/19	DEN	W	121-100
3/29/99	DEN	W	100-88	11/7/03	DEN	L	102-104*	11/26/08	LAC	W	106-105	3/17/14	DEN	W	110-100	2/24/19	DEN	W	123-96
4/4/99	DEN	W	82-80	11/29/03	LAC	W	98-86	3/14/09	DEN	W	107-94	4/15/14	LAC	L	105-117	1/12/20	DEN	W	114-104
4/18/99	LAC	W	103-101	12/31/03	LAC	L	104-120	4/4/09	DEN	W	120-104	12/19/14	DEN	W	109-106	2/28/20	LAC	L	103-132
12/28/99	DEN	W	128-105	3/22/04	DEN	W	102-80	11/20/09	LAC	L	99-106	1/26/15	LAC	L	98-102	8/12/20	DEN	L	111-124
3/14/00	DEN	W	106-110	1/3/05	DEN	L	98-102	1/21/10	DEN	W	105-85	4/4/15	DEN	L	92-107	12/25/20	DEN	L	108-121
3/17/00	LAC	L	114-87	3/5/05	LAC	W	105-89	4/3/10	DEN	W	98-90	4/13/15	LAC	L	103-110	4/1/21	LAC	W	101-94
4/13/00	LAC	W	115-114*	3/18/05	DEN	W	115-96	11/5/10	DEN	W	111-104	11/24/15	DEN	L	94-111	5/1/21	LAC	W	110-104
11/12/00	DEN	W	95-79	11/25/05	DEN	W	105-95	12/3/10	DEN	W	109-104	2/24/16	LAC	W	87-81	12/26/21	LAC	W	103-100
12/26/00	DEN	W	109-108	1/27/06	DEN	L	87-105	1/5/11	LAC	L	93-106	3/27/16	LAC	L	90-105	1/11/22	LAC	L	85-87
1/10/01	LAC	L	86-92	1/28/06	LAC	L	79-112	3/5/11	LAC	L	94-100	12/20/16	LAC	L	102-119	1/19/22	DEN	W	130-128*
3/5/01	LAC	L	86-99	4/4/06	LAC	L	109-111	1/29/12	DEN	L	105-109	12/26/16	LAC	W	106-102	3/22/22	DEN	W	127-115

* overtime





LOS ANGELES LAKERS



Governor Jeanie Buss
 President, Business Operations Tim Harris
 VP, Basketball Operations & General Manager Rob Pelinka
 Head Coach Darvin Ham
 Assistant Coaches Christopher Jent, Phil Handy, Jordan Ott, JD DuBois, Schuyler Rimmer, Zach Peterson
 Head Athletic Trainer Roger Sancho
 Head Strength & Conditioning Coach Ed Streit
 Radio .. ESPNLA Radio (710 AM) – John Ireland (Play-by-Play), Mychal Thompson (Analyst) 1330 KWKW
 (1330 AM) – Fernando Gonzalez (Play-by-Play), Jose "Pepe" Mantilla (Analyst)
 Television Spectrum SportsNet – Bill Macdonald (Play-by-Play), Stu Lantz (Analyst), Mike Trudell (Sideline)
 Address 2275 E. Mariposa Ave., El Segundo, CA 90245
 Main Phone (310) 426-6000
 MR Fax (310) 426-6105
 MR Twitter @Lakers_MR
 Website www.lakers.com
 Team Colors Purple and Gold

LA LAKERS PR STAFF

Director, Media Relations
 Mitch Heckart (mheckart@la-lakers.com)

Associate Director, Media Relations
 Ta'Nisha Cooper (tcooper@la-lakers.com)

Coordinator, Media Relations
 Noah Camarena (ncamarena@la-lakers.com)

Coordinator, Media Relations
 Chris McGean (cmcgear@la-lakers.com)

Assistant, Media Relations
 Matt Fleer (mfleer@la-lakers.com)

2021-22 SEASON SERIES RESULTS

Jan.15 vs. Denver Denver, 133-96
 Apr.3 @ LA Lakers Denver, 129-118
 Apr.10 vs. Denver LA Lakers, 146-141

2021-22 REGULAR SEASON VS. LAKERS

DATE	SITE	TIME/RESULT
Jan.15	Denver	W, 133-96
Apr.3	LA Lakers	W, 129-118
Apr.10	Denver	L, 141-146 (OT)

2020-21 REGULAR SEASON VS. LAKERS

DATE	SITE	RESULT
Feb.4	LA Lakers	L, 93-114
Feb.14	Denver	W, 122-105
May.3	LA Lakers	L, 89-93

SERIES HISTORY VS. LAKERS

	ALL-TIME	STREAKS	LAST WIN	LAST LOSS
Overall	74-111	Loss 1	4/3/22	4/10/22
Home	45-48	Loss 1	1/15/22	4/10/22
Road	29-63	Won 1	4/3/22	5/3/21

2021-22 DENVER STATISTICS VS. LA LAKERS

PLAYER	GP-GS	MIN	FG-ATT	FG%	3FG-ATT	3FG%	FT-FTA	FT%	OFF	DEF	TOT/AVG	AST	PF-D	STL	TO	BLK	PTS	AVG
N. Jokic	2-2	61.2	22-34	.647	1-5	.200	10-13	.769	3	27	30/15.0	19	4-13	3	10	2	55	27.5
N. Hyland	3-1	83.1	18-39	.462	9-25	.360	9-9	1.000	2	14	16/5.3	12	10-5	4	5	3	54	18.0
J. Green	2-2	52.1	17-22	.773	4-6	.667	4-4	1.000	0	5	5/2.5	6	5-2	1	1	1	42	21.0
W. Barton	2-2	59.1	12-17	.706	8-10	.800	5-6	.833	0	4	4/2.0	3	0-5	1	2	0	37	18.5
A. Gordon	2-2	60.2	13-23	.565	6-10	.600	3-4	.750	3	8	11/5.5	7	4-4	0	0	1	35	17.5
D. Reed	3-0	77.4	13-21	.619	7-9	.778	2-5	.400	1	7	8/2.7	8	6-6	4	3	1	35	11.7
D. Cousins	2-1	38.5	11-16	.688	2-5	.400	7-9	.778	5	7	12/6.0	8	7-8	1	4	3	31	15.5
M. Howard	1-0	24.1	8-17	.471	2-8	.250	7-8	.875	2	1	3/3.0	1	5-4	1	0	0	25	25.0
B. Forbes	1-1	36.4	6-14	.429	5-11	.455	7-7	1.000	0	1	1/1.0	1	2-4	1	1	0	24	24.0
M. Morris	2-2	57.6	4-17	.235	2-6	.333	6-6	1.000	0	3	3/1.5	11	0-3	5	1	1	16	8.0
J. Green	2-1	34.4	6-9	.667	0-1	.000	1-2	.500	3	7	10/5.0	5	7-3	3	2	1	13	6.5
Z. Nnaji	2-0	49.8	4-20	.200	1-8	.125	4-5	.800	4	9	13/6.5	2	7-3	1	1	1	13	6.5
F. Campazzo	2-0	35.0	4-10	.400	2-7	.286	2-2	1.000	0	3	3/1.5	9	3-1	3	1	0	12	6.0
A. Rivers	2-1	45.5	3-8	.375	1-5	.200	0-0	.000	0	5	5/2.5	2	4-0	1	0	0	7	3.5
V. Cancar	1-0	23.9	1-2	.500	0-0	.000	0-2	.000	2	6	8/8.0	4	5-2	0	1	0	2	2.0
J. Ennis III	1-0	6.8	1-4	.250	0-2	.000	0-0	.000	1	1	2/2.0	3	0-1	0	0	0	2	2.0
TEAM	30-15	745.0	143-273	.524	50-118	.424	67-82	.817	26	108	134/44.7	101	69-64	29	32	14	403	134.3





2021-22 LA LAKERS STATISTICS VS. DENVER

PLAYER	GP-GS	MIN	FG-ATT	FG%	3FG-ATT	3FG%	FT-FTA	FT%	OFF	DEF	TOT/AVG	AST	PF-D	STL	TO	BLK	PTS	AVG
M. Monk	3-3	93.1	21-39	.538	8-18	.444	6-6	1.000	3	8	11/3.7	13	7-6	0	10	0	56	18.7
R. Westbrook	2-2	59.7	18-30	.600	1-3	.333	9-14	.643	3	12	15/7.5	10	6-11	2	2	1	46	23.0
A. Reaves	2-1	68.3	8-22	.364	3-6	.500	17-18	.944	6	14	20/10.0	11	0-14	2	5	1	36	18.0
A. Davis	1-1	34.6	11-25	.440	0-0	.000	6-6	1.000	1	8	9/9.0	8	0-6	2	2	3	28	28.0
L. James	1-1	30.7	9-23	.391	2-8	.250	5-7	.714	1	8	9/9.0	2	0-6	0	1	2	25	25.0
W. Ellington	2-0	44.9	7-14	.500	5-12	.417	2-2	1.000	0	3	3/1.5	0	4-1	1	1	1	21	10.5
D. Howard	2-2	44.8	9-13	.692	0-1	.000	3-6	.500	3	7	10/5.0	1	5-3	1	2	0	21	10.5
T. Horton-Tucker	3-1	51.7	7-19	.368	0-6	.000	6-8	.750	1	8	9/3.0	7	4-5	1	2	1	20	6.7
S. Johnson	3-1	75.3	7-13	.538	2-7	.286	4-4	1.000	1	11	12/4.0	5	6-4	0	3	0	20	6.7
W. Gabriel	2-1	49.6	8-15	.533	0-1	.000	2-5	.400	5	6	11/5.5	4	7-4	0	0	3	18	9.0
C. Anthony	1-0	25.8	8-18	.444	1-7	.143	0-0	.000	1	1	2/2.0	2	3-0	0	0	0	17	17.0
A. Bradley	2-2	47.1	5-7	.714	3-5	.600	0-0	.000	0	2	2/1.0	2	4-0	1	1	0	13	6.5
T. Ariza	1-0	21.2	3-5	.600	3-5	.600	0-0	.000	1	2	3/3.0	3	0-0	0	0	0	9	9.0
M. Jones	1-0	23.6	1-3	.333	0-1	.000	7-8	.875	0	5	5/5.0	3	4-5	1	0	0	9	9.0
K. Bazemore	1-0	9.0	2-5	.400	2-3	.667	0-0	.000	0	2	2/2.0	1	2-1	0	2	0	6	6.0
M. McClung	1-0	21.8	2-5	.400	1-3	.333	1-1	1.000	0	3	3/3.0	1	5-2	1	2	1	6	6.0
D. Augustin	2-0	32.0	1-9	.111	1-7	.143	2-2	1.000	0	2	2/1.0	3	6-1	0	2	0	5	2.5
D. Jordan	1-0	11.9	2-3	.667	0-0	.000	0-0	.000	1	2	3/3.0	2	1-0	0	0	1	4	4.0
TEAM	31-15	745.0	129-268	.481	32-93	.344	70-87	.805	27	104	131/43.7	78	64-69	12	35	14	360	120.0

2022-23 VS NUGGETS

2021-22 SEASON

PLAYOFFS

Oct. 26 at Denver

33-49 (.402)

Did not qualify

Oct. 30 at Los Angeles

in Pacific

Dec. 16 at Los Angeles

Jan. 9 at Denver

DATE	SITE	W/L	SCORE	DATE	SITE	W/L	SCORE	DATE	SITE	W/L	SCORE	DATE	SITE	W/L	SCORE	DATE	SITE	W/L	SCORE
12/1/96	LAL	L	96-104	11/21/01	DEN	L	68-89	1/5/07	LAL	L	104-123	1/1/12	DEN	W	99-90	1/31/17	LAL	L	116-120
2/13/97	DEN	L	117-132	11/25/01	LAL	L	98-105	3/15/07	DEN	W	113-86	2/3/12	DEN	L	89-93	3/13/17	DEN	W	129-101
3/17/97	DEN	L	94-113	1/2/02	DEN	L	86-87	4/3/07	LAL	W	111-105	4/13/12	LAL	L	97-103	11/19/17	LAL	L	109-127
4/2/97	LAL	L	85-110	1/22/02	LAL	W	107-91	4/9/07	DEN	W	115-111	11/30/12	LAL	L	103-122	12/2/17	DEN	W	115-100
12/3/97	DEN	L	89-107	12/28/02	DEN	L	93-112	11/29/07	LAL	L	99-127	12/26/12	DEN	W	126-114	3/9/18	DEN	W	125-116
1/14/98	LAL	L	114-132	2/11/03	LAL	L	93-121	12/5/07	DEN	L	107-111	1/6/13	LAL	W	112-105	3/13/18	LAL	L	103-112
2/19/98	LAL	L	92-131	2/12/03	DEN	L	102-113	1/21/08	LAL	L	99-116	2/25/13	DEN	W	119-108	10/25/18	LAL	L	114-121
3/23/98	DEN	L	86-107	4/15/03	LAL	L	104-126	11/1/08	DEN	L	97-104	11/13/13	DEN	W	111-99	11/27/18	DEN	W	117-85
2/10/99	DEN	L	98-103	12/19/03	LAL	L	99-101	11/21/08	LAL	L	90-104	1/5/14	LAL	W	137-115	3/6/19	LAL	W	115-99
2/22/99	DEN	W	117-113*	1/7/04	DEN	W	113-91	2/27/09	DEN	W	90-79	3/7/14	DEN	W	134-126	12/3/19	DEN	L	96-105
4/5/99	LAL	L	104-117	1/14/04	LAL	L	71-97	4/9/09	LAL	L	102-116	11/23/14	LAL	W	101-94*	12/22/19	LAL	W	128-104
11/18/99	DEN	W	93-82	2/25/04	DEN	L	111-112	11/13/09	DEN	W	105-79	12/30/14	DEN	L	103-111	2/12/20	DEN	L	116-120*
1/10/00	LAL	L	95-130	1/2/04	LAL	L	78-89	2/5/10	LAL	W	126-113	2/10/15	LAL	W	106-96	8/10/20	LAL	L	121-124
2/7/00	LAL	L	98-106	1/2/05	LAL	L	91-99	2/28/10	LAL	L	89-95	4/8/15	DEN	W	119-101	2/4/21	LAL	L	93-114
3/13/00	DEN	L	108-118	1/12/05	DEN	W	95-83	4/8/10	DEN	W	98-96	11/3/15	LAL	W	120-109	2/14/21	DEN	W	122-105
11/14/00	LAL	L	103-119	3/24/05	DEN	W	117-96	11/11/10	DEN	W	118-112	12/22/15	DEN	L	107-111	5/3/21	LAL	L	89-93
11/18/00	DEN	W	87-86	1/12/05	DEN	L	97-99*	1/21/11	DEN	L	97-107	3/2/16	DEN	W	117-107	1/15/22	DEN	W	133-96
2/28/01	DEN	W	107-101	11/6/05	LAL	L	92-112	4/3/11	LAL	W	95-90	3/25/16	LAL	W	116-105	4/3/22	LAL	W	129-118
4/17/01	LAL	L	91-108	4/6/06	DEN	W	110-108*	12/31/11	LAL	L	89-92	1/17/17	LAL	W	127-121	4/10/22	DEN	L	141-146*

* overtime





MEMPHIS GRIZZLIES



Chairman and Controlling Owner Robert Pera
 President Jason Wexler
 EVP of Basketball Operations & General Manager Zachary Z. Kleiman
 Vice President of Basketball Affairs Tayshaun Prince
 Vice President of Basketball Strategy Rich Cho
 Vice President of Team Operations & Player Programs Chantal Hassard
 Director of Player Personnel Chris Makris
 Senior Advisor Glen Grunwald
 Head Coach Taylor Jenkins
 Assistant Coaches .. Blake Ahearn, Brad Jones, Darko Rajaković, David McClure, James "Scoonie" Penn, Sonia Raman, Vitaly Potapenko
 Head of Sports Medicine Eric Oetter
 Director of Mental Performance and Wellness Dr. Chelsi Day
 Director of Performance Christopher Chase
 Director of Rehabilitation Michael Roncarati
 Head Athletic Trainer Pete Elliott
 Radio (ESPN 92.9 FM/680AM) .. Eric Hasseltine (play-by-play), Elliot Perry (analyst), Michael Wallace (analyst), Jessica Benson (pre/postgame/halftime)
 Television (Bally Sports Southeast) .. Pete Pranica (play-by-play), Brevin Knight (analyst), Rob Fischer (sideline reporter), Chris Vernon (pre/postgame analyst)
 Home Court FedExForum (17,794 – opened September 6, 2004)
 Team Colors Beale Street Blue, Midnight Navy, Grizzlies Gold, Steel Gray

MEMPHIS PR STAFF

Vice President of Communications & Basketball Information Strategy
 Laura Ehret (lehret@grizzlies.com)

Director of Communications
 Bryan Looor-Almonte (bloor-almonte@grizzlies.com)

Senior Manager of Communications & Publications
 Ross Wooden (rwooden@grizzlies.com)

Senior Coordinator of Communications & Publications
 Avery Franklin (afranklin@grizzlies.com)

Coordinator of Communications & Publications
 Corey Moore (cmoore@grizzlies.com)

2021-22 SEASON SERIES RESULTS

Nov.1 @ Memphis
 Nov.3 @ Memphis
 Jan.21 vs. Denver
 Apr.7 vs. Denver

Memphis, 106-97
 Memphis, 108-106
 Memphis, 122-118
 Denver, 122-109

2021-22 REGULAR SEASON VS. GRIZZLIES

DATE	SITE	TIME/RESULT
Nov.1	Memphis	L, 97-106
Nov.3	Memphis	L, 106-108
Jan.21	Denver	L, 118-122
Apr.7	Denver	W, 122-109

2020-21 REGULAR SEASON VS. GRIZZLIES

DATE	SITE	RESULT
Mar.12	Memphis	W, 103-102
Apr.19	Denver	W, 139-137 (OT)
Apr.26	Denver	W, 120-96

SERIES HISTORY VS. GRIZZLIES

	ALL-TIME	STREAKS	LAST WIN	LAST LOSS
Overall	60-39	Won 1	4/7/22	1/21/22
Home	39-10	Won 1	4/7/22	1/21/22
Road	21-29	Loss 2	3/12/21	11/3/21

2021-22 DENVER STATISTICS VS. MEMPHIS

PLAYER	GP-GS	MIN	FG-ATT	FG%	3FG-ATT	3FG%	FT-FTA	FT%	OFF	DEF	TOT/AVG	AST	PF-D	STL	TO	BLK	PTS	AVG
N. Jokic	4-4	143.5	47-75	.627	7-18	.389	17-19	.895	9	36	45/11.3	30	10-18	8	8	6	118	29.5
W. Barton	4-4	136.7	27-58	.466	10-26	.385	9-10	.900	2	14	16/4.0	23	6-9	5	10	2	73	18.3
A. Gordon	4-4	128.6	21-39	.538	8-15	.533	12-14	.857	10	12	22/5.5	13	10-11	2	10	3	62	15.5
M. Morris	4-4	112.8	19-46	.413	6-16	.375	2-2	1.000	4	7	11/2.8	15	6-5	1	6	0	46	11.5
N. Hyland	4-0	69.1	12-29	.414	7-17	.412	2-2	1.000	1	7	8/2.0	12	5-4	4	5	0	33	8.3
J. Green	4-2	87.2	11-25	.440	0-3	.000	8-10	.800	0	17	17/4.3	5	10-15	0	4	3	30	7.5
M. Porter Jr.	2-2	71.4	10-21	.476	0-6	.000	2-5	.400	2	17	19/9.5	3	1-5	2	3	1	22	11.0
J. Green	3-0	43.5	8-15	.533	1-4	.250	2-2	1.000	5	8	13/4.3	1	5-2	1	3	1	19	6.3
B. Forbes	1-0	18.9	4-13	.308	1-3	.333	0-0	.000	1	0	1/1.0	1	4-0	0	0	0	9	9.0
A. Rivers	1-0	25.1	3-5	.600	0-2	.000	3-4	.750	0	1	1/1.0	0	2-2	1	0	0	9	9.0
Z. Nnaji	1-0	12.0	1-2	.500	1-2	.500	5-6	.833	0	1	1/1.0	0	4-3	0	1	0	8	8.0
P. Dozier	2-0	37.6	3-10	.300	1-6	.167	0-0	.000	0	1	1/0.5	3	2-1	2	0	2	7	3.5
F. Campazzo	4-0	52.6	2-8	.250	0-6	.000	0-0	.000	1	4	5/1.3	4	5-3	2	2	1	4	1.0
D. Reed	1-0	14.0	1-1	1.000	0-0	.000	0-0	.000	0	4	4/4.0	2	2-0	0	0	1	2	2.0
D. Cousins	1-0	3.8	0-1	.000	0-1	.000	1-2	.500	0	0	0/0.0	0	0-1	0	0	0	1	1.0
M. Howard	1-0	3.3	0-2	.000	0-2	.000	0-0	.000	0	0	0/0.0	0	1-0	0	1	0	0	0.0
TEAM	41-20	960.0	169-350	.483	42-127	.331	63-76	.829	35	129	164/41.0	112	73-79	28	53	20	443	110.8





2021-22 MEMPHIS STATISTICS VS. DENVER

PLAYER	GP-GS	MIN	FG-ATT	FG%	3FG-ATT	3FG%	FT-FTA	FT%	OFF	DEF	TOT/AVG	AST	PF-D	STL	TO	BLK	PTS	AVG
J. Morant	3-3	105.3	35-64	.547	3-11	.273	9-17	.529	6	13	19/6.3	20	1-14	6	13	0	82	27.3
J. Jackson Jr.	4-4	100.5	23-47	.489	11-20	.550	6-12	.500	2	17	19/4.8	4	14-14	2	7	9	63	15.8
D. Melton	4-2	103.9	16-41	.390	7-21	.333	12-17	.706	2	18	20/5.0	10	6-10	2	4	3	51	12.8
Z. Williams	4-1	90.6	16-35	.457	8-20	.400	5-6	.833	3	8	11/2.8	2	7-4	3	2	3	45	11.3
D. Bane	3-3	83.6	16-36	.444	6-14	.429	3-3	1.000	1	9	10/3.3	7	10-4	4	3	0	41	13.7
K. Anderson	3-0	70.6	15-28	.536	4-9	.444	2-2	1.000	1	15	16/5.3	8	7-2	2	1	0	36	12.0
T. Jones	3-1	70.7	11-21	.524	7-12	.583	0-0	.000	1	9	10/3.3	15	0-1	2	3	0	29	9.7
S. Adams	4-4	118.7	9-18	.500	0-0	.000	2-6	.333	7	22	29/7.3	13	8-7	6	5	2	20	5.0
X. Tillman	4-0	43.6	7-10	.700	0-0	.000	5-6	.833	5	5	10/2.5	5	7-5	3	4	0	19	4.8
B. Clarke	2-0	35.7	7-11	.636	0-0	.000	3-5	.600	4	3	7/3.5	1	4-5	0	1	3	17	8.5
J. Konchar	4-1	79.9	4-12	.333	3-8	.375	3-4	.750	2	8	10/2.5	7	5-3	1	1	3	14	3.5
D. Brooks	1-1	26.3	6-15	.400	0-2	.000	0-0	.000	0	1	1/1.0	2	4-1	1	2	1	12	12.0
S. Aldama	1-0	9.3	3-7	.429	0-2	.000	2-2	1.000	2	3	5/5.0	1	1-2	1	1	0	8	8.0
J. Culver	1-0	16.3	2-3	.667	2-2	1.000	0-0	.000	0	4	4/4.0	2	5-1	2	3	0	6	6.0
Y. Pons	1-0	4.8	1-1	1.000	0-0	.000	0-0	.000	1	1	2/2.0	0	0-0	1	0	0	2	2.0
TEAM	42-20	959.9	171-349	.490	51-121	.421	52-80	.650	37	136	173/43.3	97	79-73	36	50	24	445	111.3

2022-23 VS NUGGETS

Dec. 20 at Denver
Feb. 25 at Memphis
Mar. 3 at Denver

2021-22 SEASON

56-26 (.683)
in Southwest

PLAYOFFS

Defeated Minnesota, 4-2
Lost to Golden State, 4-2

DATE	SITE	W/L	SCORE	DATE	SITE	W/L	SCORE	DATE	SITE	W/L	SCORE	DATE	SITE	W/L	SCORE	DATE	SITE	W/L	SCORE
12/20/96	DEN	W	108-93	4/7/01	DEN	W	98-97	3/17/06	MEM	L	102-116	1/31/12	MEM	L	97-100*	2/1/17	DEN	L	99-119
1/22/97	DEN	W	94-84	12/13/01	DEN	W	89-86	11/28/06	DEN	L	96-108	2/17/12	MEM	L	102-103	2/26/17	DEN	L	98-105
1/25/97	VAN	W	83-82	2/14/02	MEM	W	100-95	1/22/07	DEN	W	115-98	3/11/12	DEN	L	91-94	11/24/17	DEN	W	104-92
3/21/97	VAN	L	101-108	3/1/02	DEN	W	96-83	2/26/07	MEM	W	111-107	11/19/12	MEM	W	97-92	1/12/18	DEN	W	87-78
11/18/97	DEN	L	87-100	4/9/02	MEM	L	86-97	4/14/07	MEM	L	118-133	12/14/12	DEN	W	99-94	3/2/18	MEM	W	108-102
11/21/97	VAN	L	96-99	11/9/02	DEN	W	84-73	1/30/08	MEM	W	106-102	12/29/12	MEM	L	72-81	3/17/18	MEM	L	94-101
1/20/98	VAN	L	77-88	12/11/02	MEM	L	93-96	3/21/08	DEN	W	108-86	3/15/13	DEN	W	87-80	1/17/18	MEM	L	87-89
3/12/98	DEN	W	98-93	2/2/03	DEN	W	93-78	3/24/08	MEM	W	120-106	12/28/13	MEM	L	99-120	12/10/18	DEN	W	105-99
2/28/99	DEN	W	116-112	3/5/03	MEM	L	86-96	4/16/08	DEN	W	120-111	1/3/14	DEN	W	111-108	1/28/19	MEM	W	95-92
3/15/99	DEN	W	110-84	12/22/03	DEN	W	106-99	11/9/08	DEN	W	100-90	3/31/14	DEN	L	92-94	11/17/19	MEM	W	131-114
3/30/99	VAN	L	87-101	1/25/04	MEM	L	88-106	1/27/09	MEM	W	100-85	4/4/14	MEM	L	92-100	12/28/19	DEN	W	119-110
4/7/99	VAN	W	87-84	2/9/04	DEN	W	86-83	3/18/09	MEM	W	111-109	1/3/15	DEN	W	114-85	1/28/20	MEM	L	96-104
11/6/99	VAN	L	94-109	2/23/04	MEM	L	106-109	11/1/09	DEN	W	133-123	1/29/15	MEM	L	69-99	3/12/21	MEM	W	103-102
12/23/99	VAN	L	91-93	1/21/05	DEN	W	92-82	12/20/09	MEM	L	96-102	3/16/15	MEM	L	81-92	4/19/21	DEN	W	139-137**
12/26/99	DEN	W	109-86	2/25/05	MEM	W	97-94*	3/13/10	MEM	W	125-108	1/8/16	MEM	L	84-91	4/26/21	DEN	W	120-96
1/24/00	DEN	W	110-98	4/5/05	MEM	W	94-91	4/12/10	DEN	W	123-101	1/21/16	DEN	L	101-102	11/1/21	MEM	L	97-106
11/20/00	VAN	W	95-92	4/15/05	DEN	W	111-102	12/5/10	DEN	W	108-107	2/29/16	DEN	L	96-103	11/3/21	MEM	L	106-108
1/9/01	VAN	W	112-105	11/20/05	DEN	W	99-83	2/13/11	MEM	L	108-116	3/30/16	MEM	W	109-105	1/21/22	DEN	L	118-122
1/17/01	DEN	W	121-97	3/6/06	DEN	W	115-101	2/22/11	DEN	W	120-107	11/8/16	MEM	L	107-108	4/7/22	DEN	W	122-109

* overtime





MIAMI HEAT



Managing General Partner Micky Arison
 Chief Executive Officer Nick Arison
 President Pat Riley
 Senior Vice President, Basketball Operations/General Manager Andy Elisburg
 Vice President, Player Programs Alonzo Mourning
 Vice President, Basketball Operations/Assistant General Manager Adam Simon
 Head Coach Erik Spoelstra
 Assistant Coaches Chris Quinn, Malik Allen, Caron Butler, Octavio de la Grana, Anthony Carter, Eric Glass
 Video Coordinator Dan Bisaccio
 Head Athletic Trainer Wes Brown
 Assistant Athletic Trainer/Director of Rehabilitation Brandon Gilliam
 Assistant Athletic Trainers Armando Rivas, Jeff Bangs
 Neuromuscular Therapist Vinny Aquilino
 Head Strength & Conditioning Coach Eric Foran
 Director of Sports Nutrition Betsy Berthin
 Home Court (Capacity) FTX Arena (19,600)
 Team Colors Red, Yellow, Black, White
 Cable Television .. Bally Sports Sun. Broadcasters: Eric Reid, John Crotty, Jason Jackson, Will Manso, Kristen Hewitt
 Radio .. 790 The Ticket (AM 790/FM 104.3 HD-2). Broadcasters: Jason Jackson, Ruth Riley Hunter, Ron Rothstein
 Spanish Radio WAQI (710 AM). Broadcasters: José Pañeda, Joe Pujala

MIAMI PR STAFF

Vice President, Sports Media Relations
 Tim Donovan (tim@heat.com)

Senior Director of Sports Media Relations
 Rob Wilson (rwilson@heat.com)

Director of Sports Media Relations
 Michael Lissack (mlissack@heat.com)

Sports Media Relations Senior Manager
 Nick Maiorana (nmaiorana@heat.com)

Sports Media Relations/Basketball Operations Assistant
 Maddox Burnett (mburnett@heat.com)

2021-22 SEASON SERIES RESULTS

Nov.8 vs. Denver Denver, 113-96
 Nov.29 @ Miami Denver, 120-111

2021-22 REGULAR SEASON VS. HEAT

DATE	SITE	TIME/RESULT
Nov.8	Denver	W, 113-96
Nov.29	Miami	W, 120-111

2020-21 REGULAR SEASON VS. HEAT

DATE	SITE	RESULT
Jan.27	Miami	W, 109-82
Apr.14	Denver	W, 123-106

SERIES HISTORY VS. HEAT

	ALL-TIME	STREAKS	LAST WIN	LAST LOSS
Overall	36-34	Won 4	11/29/21	8/1/20
Home	22-14	Won 2	11/8/21	8/1/20
Road	14-20	Won 3	11/29/21	3/19/18

2021-22 DENVER STATISTICS VS. MIAMI

PLAYER	GP-GS	MIN	FG-ATT	FG%	3FG-ATT	3FG%	FT-FTA	FT%	OFF	DEF	TOT/AVG	AST	PF-D	STL	TO	BLK	PTS	AVG
N. Jokic	2-2	66.0	19-28	.679	1-2	.500	10-14	.714	7	23	30/15.0	17	5-15	3	3	2	49	24.5
W. Barton	2-2	67.5	13-21	.619	11-15	.733	2-2	1.000	0	10	10/5.0	10	4-2	1	3	0	39	19.5
A. Gordon	2-2	74.2	10-22	.455	2-9	.222	8-10	.800	1	10	11/5.5	8	4-7	0	5	1	30	15.0
J. Green	2-2	64.5	10-20	.500	2-7	.286	3-5	.600	0	5	5/2.5	0	6-5	0	3	0	25	12.5
N. Hyland	2-0	36.6	8-16	.500	6-13	.462	3-3	1.000	0	1	1/0.5	4	5-2	3	3	1	25	12.5
M. Morris	2-2	58.6	11-20	.550	3-10	.300	0-0	.000	0	7	7/3.5	11	3-0	1	1	0	25	12.5
F. Campazzo	2-0	24.8	4-7	.571	2-3	.667	0-1	.000	1	0	1/0.5	5	2-2	0	2	1	10	5.0
J. Green	1-0	15.1	2-5	.400	0-3	.000	5-6	.833	2	3	5/5.0	0	1-3	0	0	1	9	9.0
A. Rivers	2-0	31.6	4-9	.444	1-6	.167	0-0	.000	4	1	5/2.5	3	3-0	1	0	0	9	4.5
P. Dozier	1-0	20.9	2-11	.182	1-5	.200	2-2	1.000	2	6	8/8.0	1	3-1	0	1	0	7	7.0
Z. Nnaji	2-0	11.9	2-4	.500	1-2	.500	0-0	.000	0	1	1/0.5	1	3-0	0	0	0	5	2.5
B. Bol	1-0	1.7	0-0	.000	0-0	.000	0-2	.000	0	0	0/0.0	0	0-0	0	0	0	0	0.0
V. Cancar	1-0	4.4	0-1	.000	0-0	.000	0-0	.000	0	0	0/0.0	0	2-1	0	1	0	0	0.0
M. Howard	2-0	2.4	0-1	.000	0-1	.000	0-0	.000	0	0	0/0.0	0	0-0	0	0	0	0	0.0
TEAM	24-10	480.0	85-165	.515	30-76	.395	33-45	.733	17	67	84/42.0	60	41-38	9	22	6	233	116.5





2021-22 MIAMI STATISTICS VS. DENVER

PLAYER	GP-GS	MIN	FG-ATT	FG%	3FG-ATT	3FG%	FT-FTA	FT%	OFF	DEF	TOT/AVG	AST	PF-D	STL	TO	BLK	PTS	AVG
B. Adebayo	2-2	66.2	14-29	.483	0-0	.000	6-10	.600	6	17	23/11.5	8	7-9	1	7	0	34	17.0
J. Butler	1-1	37.7	10-18	.556	2-3	.667	9-11	.818	1	4	5/5.0	8	0-8	0	1	1	31	31.0
C. Martin	2-1	44.0	9-18	.500	3-7	.429	0-0	.000	1	5	6/3.0	1	6-0	0	0	0	21	10.5
M. Strus	1-0	30.7	6-12	.500	6-12	.500	1-1	1.000	0	2	2/2.0	3	2-1	0	0	0	19	19.0
D. Dedmon	2-0	25.5	6-9	.667	0-1	.000	6-8	.750	4	5	9/4.5	0	5-4	0	2	1	18	9.0
K. Lowry	2-2	73.5	5-17	.294	2-11	.182	5-6	.833	2	3	5/2.5	18	7-9	1	4	1	17	8.5
D. Robinson	2-2	56.5	5-17	.294	5-17	.294	1-1	1.000	0	4	4/2.0	4	7-4	0	2	1	16	8.0
G. Vincent	2-0	32.0	6-15	.400	4-10	.400	0-0	.000	1	1	2/1.0	3	0-3	1	2	0	16	8.0
P. Tucker	2-2	53.9	6-12	.500	2-7	.286	0-0	.000	1	10	11/5.5	3	3-1	1	2	0	14	7.0
T. Herro	1-0	30.7	3-12	.250	2-9	.222	3-3	1.000	0	3	3/3.0	5	0-2	1	1	0	11	11.0
M. Morris	1-0	20.7	4-9	.444	2-3	.667	0-0	.000	2	1	3/3.0	1	1-0	0	1	0	10	10.0
K. Okpala	2-0	4.3	0-0	.000	0-0	.000	0-0	.000	0	1	1/0.5	0	0-0	0	0	0	0	0.0
O. Yurtseven	2-0	4.3	0-1	.000	0-0	.000	0-0	.000	0	2	2/1.0	0	0-0	0	0	0	0	0.0
TEAM	22-10	480.0	74-169	.438	28-80	.350	31-40	.775	18	58	76/38.0	54	38-41	5	22	4	207	103.5

2022-23 VS NUGGETS

Dec. 30 at Denver
Feb. 13 at Miami

2021-22 SEASON

53-29 (.646)
in Southeast

PLAYOFFS

Defeated Atlanta, 4-1
Defeated Philadelphia, 4-2
Lost to Boston, 4-3

DATE	SITE	W/L	SCORE	DATE	SITE	W/L	SCORE	DATE	SITE	W/L	SCORE	DATE	SITE	W/L	SCORE	DATE	SITE	W/L	SCORE
11/19/96	DEN	L	86-104	3/16/02	MIA	L	76-101	12/8/06	DEN	W	123-107	11/3/12	MIA	L	116-119	11/3/17	DEN	W	95-94
2/23/97	MIA	L	86-95	1/8/03	DEN	W	86-76	12/2/07	DEN	W	115-89	11/15/12	DEN	L	93-98	3/19/18	MIA	L	141-149**
11/15/97	MIA	L	93-96	3/8/03	MIA	W	98-92	2/12/08	MIA	W	114-113*	12/30/13	DEN	L	94-97	1/8/19	MIA	W	103-99
1/9/98	DEN	L	79-98	1/18/04	DEN	W	88-80	1/7/09	DEN	W	108-97	3/14/14	MIA	W	111-107	2/11/19	DEN	W	103-87
3/4/99	MIA	L	87-95	2/21/04	MIA	L	81-97	2/10/09	MIA	W	99-82	12/10/14	DEN	W	102-82	11/5/19	DEN	W	109-89
1/14/00	DEN	L	87-92	12/4/04	DEN	W	104-95	11/6/09	MIA	L	88-96	3/20/15	MIA	L	91-108	8/1/20	DEN	L	105-125
3/10/00	MIA	L	88-96	12/17/04	MIA	L	100-107	12/3/09	DEN	W	114-96	1/15/16	DEN	L	95-98	1/27/21	MIA	W	109-82
12/6/00	MIA	L	78-95	12/3/05	DEN	W	101-99	1/13/11	DEN	W	130-102	3/14/16	MIA	L	119-124	4/14/21	DEN	W	123-106
12/12/00	DEN	L	85-96	12/9/05	MIA	W	100-92	3/19/11	MIA	L	98-103	11/30/16	DEN	L	98-106	11/8/21	DEN	W	113-96
1/29/02	DEN	L	94-100*	11/14/06	MIA	W	112-105	1/13/12	DEN	W	117-104	4/2/17	MIA	W	116-113	11/29/21	MIA	W	120-111

* overtime





MILWAUKEE BUCKS



Owners Marc Lasry, Wes Edens, Jamie Dinan
 General Manager Jon Horst
 Assistant General Manager Milt Newton
 Head Coach Mike Budenholzer
 Assistant Coaches .. Darvin Ham, Charles Lee, Patrick St. Andrews, Chad Forcier, Vin Baker, Josh Oppenheimer, Mike Dunlap
 Head Video Coordinator Blaine Mueller
 Player Development Assistant Schuyler Rimmer
 Assistant Video Coordinator Jordan Sears
 Vice President of Performance Dr. Troy Flanagan
 Head Athletic Trainer Scott Faust
 Assistant Athletic Trainer Michelle Ruan
 Head of Strength and Conditioning Suki Hobson
 Senior Strength Coach Michael Davie
 Senior Physical Therapist Andrew Small
 Lead Physical Therapist Luke O' Brien
 Physical Therapist Brett Bousquet
 Head of Sports Nutrition and Recovery Science Susie Parker-Simmons
 Equipment Manager Trevor Poulson
 Address 1111 N. Vel R. Phillips Ave. Milwaukee, WI 53203
 Phone (414) 227-0500
 Arena Fiserv Forum (17,385)
 Radio 620 AM/103.3 FM WTMJ: Dave Koehn
 TV Bally Sports Wisconsin Broadcasters: Lisa Byington, Marques Johnson, Steve Novak, Zora Stephenson
 Team colors Good Land Green, Cream City Cream, Great Lakes Blue, Bucks Black

MILWAUKEE PR STAFF

Chief Communications Officer
 Barry Baum (bbaum@bucks.com)

Vice President of Communications
 Dan Smyczek (dsmyczek@bucks.com)

Communications Manager
 Eric Kohlbeck (ekohlbeck@bucks.com)

2021-22 SEASON SERIES RESULTS

Nov.26 vs. Denver
 Jan.30 @ Milwaukee

Milwaukee, 120-109
 Denver, 136-100

2021-22 REGULAR SEASON VS. BUCKS

DATE	SITE	TIME/RESULT
Nov.26	Denver	L, 109-120
Jan.30	Milwaukee	W, 136-100

2020-21 REGULAR SEASON VS. BUCKS

DATE	SITE	RESULT
Feb.8	Denver	L, 112-125
Mar.2	Milwaukee	W, 128-97

SERIES HISTORY VS. BUCKS

	ALL-TIME	STREAKS	LAST WIN	LAST LOSS
Overall	63-38	Won 1	1/30/22	11/26/21
Home	40-11	Loss 2	3/9/20	11/26/21
Road	23-27	Won 3	1/30/22	11/19/18

2021-22 DENVER STATISTICS VS. MILWAUKEE

PLAYER	GP-GS	MIN	FG-ATT	FG%	3FG-ATT	3FG%	FT-FTA	FT%	OFF	DEF	TOT/AVG	AST	PF-D	STL	TO	BLK	PTS	AVG
A. Gordon	2-2	65.4	16-27	.593	5-10	.500	5-5	1.000	4	12	16/8.0	3	5-3	3	0	1	42	21.0
M. Morris	2-2	59.6	13-22	.591	7-11	.636	0-0	.000	0	3	3/1.5	15	1-0	0	3	0	33	16.5
W. Barton	2-2	66.2	13-27	.481	4-16	.250	2-4	.500	2	10	12/6.0	9	2-3	2	1	1	32	16.0
N. Jokic	1-1	28.2	7-9	.778	2-4	.500	2-2	1.000	0	10	10/10.0	15	1-4	3	5	1	18	18.0
J. Green	2-2	53.0	7-17	.412	3-9	.333	0-0	.000	1	4	5/2.5	0	5-1	1	2	1	17	8.5
M. Howard	2-0	8.5	6-8	.750	5-6	.833	0-0	.000	0	0	0/0.0	2	0-1	1	0	0	17	8.5
F. Campazzo	2-0	31.6	5-11	.455	3-8	.375	3-3	1.000	0	1	1/0.5	3	5-2	1	3	1	16	8.0
B. Forbes	1-0	20.8	6-10	.600	2-3	.667	0-0	.000	0	0	0/0.0	1	0-0	0	0	0	14	14.0
N. Hyland	1-0	17.5	4-9	.444	3-5	.600	2-2	1.000	0	5	5/5.0	6	1-1	1	1	0	13	13.0
J. Green	2-1	29.1	5-14	.357	1-4	.250	0-0	.000	3	6	9/4.5	1	6-1	2	1	0	11	5.5
V. Cancar	1-0	14.9	3-4	.750	2-2	1.000	2-2	1.000	1	0	1/1.0	4	1-4	1	1	0	10	10.0
Z. Nnaji	2-0	34.7	3-6	.500	1-1	1.000	3-6	.500	3	3	6/3.0	0	2-4	1	0	0	10	5.0
A. Rivers	2-0	40.4	3-12	.250	2-10	.200	0-0	.000	0	2	2/1.0	2	4-0	1	0	0	8	4.0
P. Cornelie	1-0	3.2	2-3	.667	0-1	.000	0-0	.000	1	0	1/1.0	1	1-0	0	0	0	4	4.0
B. Bol	1-0	3.2	0-0	.000	0-0	.000	0-0	.000	0	0	0/0.0	0	0-0	0	0	0	0	0.0
D. Reed	1-0	3.4	0-1	.000	0-0	.000	0-0	.000	0	1	1/1.0	1	0-0	0	0	0	0	0.0
TEAM	25-10	480.0	93-180	.517	40-90	.444	19-24	.792	15	57	72/36.0	63	34-24	17	17	5	245	122.5





2021-22 MILWAUKEE STATISTICS VS. DENVER

PLAYER	GP-GS	MIN	FG-ATT	FG%	3FG-ATT	3FG%	FT-FTA	FT%	OFF	DEF	TOT/AVG	AST	PF-D	STL	TO	BLK	PTS	AVG
G. Antetokounmpo	2-2	60.9	19-32	.594	2-6	.333	13-24	.542	2	20	22/11.0	9	1-17	1	2	2	53	26.5
J. Holiday	2-2	65.2	13-19	.684	2-7	.286	2-3	.667	2	7	9/4.5	14	0-3	2	7	2	30	15.0
K. Middleton	2-2	57.6	9-19	.474	5-12	.417	3-4	.750	0	10	10/5.0	14	2-3	3	9	0	26	13.0
P. Connaughton	2-0	47.0	9-10	.900	5-6	.833	2-3	.667	0	4	4/2.0	0	2-2	2	3	1	25	12.5
B. Portis	2-2	51.9	10-23	.435	2-7	.286	0-0	.000	2	11	13/6.5	1	3-1	1	3	3	22	11.0
G. Allen	2-2	55.5	7-16	.438	4-10	.400	3-3	1.000	2	4	6/3.0	2	2-2	0	1	0	21	10.5
J. Nwora	2-0	26.4	5-9	.556	3-4	.750	0-0	.000	2	2	4/2.0	0	1-0	0	5	0	13	6.5
D. DiVincenzo	1-0	18.3	2-6	.333	1-4	.250	2-2	1.000	0	2	2/2.0	1	3-2	0	2	0	7	7.0
L. Wigginton	1-0	5.9	3-3	1.000	1-1	1.000	0-0	.000	0	0	0/0.0	0	0-0	0	1	0	7	7.0
R. Hood	2-0	23.4	3-5	.600	0-0	.000	0-0	.000	0	2	2/1.0	2	2-0	0	0	0	6	3.0
G. Hill	1-0	25.3	2-4	.500	1-3	.333	0-0	.000	0	1	1/1.0	2	1-2	0	0	1	5	5.0
G. Kalaitzakis	1-0	3.2	1-1	1.000	0-0	.000	1-1	1.000	0	0	0/0.0	0	3-1	0	0	0	3	3.0
W. Matthews	1-0	17.7	0-3	.000	0-2	.000	2-2	1.000	1	1	2/2.0	1	3-1	0	0	0	2	2.0
T. Antetokounmpo	2-0	9.3	0-0	.000	0-0	.000	0-0	.000	0	0	0/0.0	0	0-0	0	1	1	0	0.0
S. Mamukelashvili	2-0	6.7	0-1	.000	0-1	.000	0-0	.000	0	0	0/0.0	1	1-0	0	0	0	0	0.0
S. Ojeleye	1-0	5.9	0-0	.000	0-0	.000	0-0	.000	0	1	1/1.0	0	0-0	0	0	0	0	0.0
TEAM	26-10	480.0	83-151	.550	26-63	.413	28-42	.667	11	65	76/38.0	47	24-34	9	34	10	220	110.0

2022-23 VS NUGGETS

Jan. 25 at Milwaukee
Mar. 25 at Denver

2021-22 SEASON

51-31 (.622)
in Central

PLAYOFFS

Defeated Chicago, 4-1
Lost to Boston, 4-3

DATE	SITE	W/L	SCORE	DATE	SITE	W/L	SCORE	DATE	SITE	W/L	SCORE	DATE	SITE	W/L	SCORE	DATE	SITE	W/L	SCORE
2/15/97	MIL	L	87-92	1/25/03	MIL	L	75-88	2/23/08	MIL	L	109-115	2/5/14	DEN	W	110-100	11/19/18	MIL	L	98-104
3/30/97	DEN	W	99-97	3/26/03	DEN	W	108-103	11/18/08	DEN	W	114-105	2/20/14	MIL	W	101-90	1/31/20	MIL	W	127-115
3/5/98	MIL	L	87-104	11/19/03	DEN	W	94-86	2/22/09	MIL	L	117-120	2/20/15	MIL	L	81-89	3/8/20	DEN	W	109-95
4/1/98	DEN	L	100-106	3/12/04	MIL	W	117-111	11/11/09	MIL	L	102-108	3/3/15	DEN	W	106-95	2/8/21	DEN	L	112-125
2/26/99	DEN	W	96-95	1/28/05	MIL	W	106-100	3/20/10	DEN	L	97-102	11/11/15	DEN	W	103-102	3/2/21	MIL	W	128-97
12/11/99	MIL	W	101-99	3/20/05	DEN	W	114-103	12/1/10	DEN	W	105-94	11/30/15	MIL	L	74-92	11/26/21	DEN	L	109-120
2/2/00	DEN	W	135-112	1/14/06	MIL	W	100-93	2/16/11	MIL	W	94-87	2/3/17	DEN	W	121-117	1/30/22	MIL	W	136-100
12/30/00	DEN	W	120-113	2/27/06	DEN	L	89-110	1/2/12	DEN	W	91-86	3/1/17	MIL	W	110-98	--	--	--	--
1/31/01	MIL	L	111-116	1/8/07	DEN	W	104-92	1/17/12	MIL	W	105-95	2/15/18	MIL	W	134-123	--	--	--	--
11/1/01	DEN	L	101-102	2/10/07	MIL	W	109-102	2/5/13	DEN	W	112-104	4/1/18	DEN	W	128-125*	--	--	--	--
3/28/02	MIL	L	88-95	12/26/07	DEN	W	125-105	4/15/13	MIL	W	112-111	11/11/18	DEN	L	114-121	--	--	--	--

* overtime





MINNESOTA TIMBERWOLVES



Owner Glen Taylor
 Chief Executive Officer Ethan Casson
 President of Basketball Operations Tim Connelly
 Executive Vice President of Basketball Operations Sachin Gupta
 Senior Vice President of Basketball Operations Matt Lloyd
 Vice President of Basketball Operations Dell Demps
 Assistant General Managers Steve Senior, Emmanuel Rohan
 Head Coach Chris Finch
 Assistant Coaches Micah Nori, Pablo Prigioni, Elston Turner, Kevin Hanson
 Assistant Coach/Director of Player Development Joe Boylan
 Quality Control Coach Nathan Bubes
 Basketball Operations Assistant Andrew Novak
 Player Development Coaches Chris Hines, Max LeFevre
 Analytics Director Aaron Blackshear
 Head Equipment Manager/Travel Coordinator Peter Warden
 Vice President, Team Medical Services Dr. Sheldon Burns, M.D.
 Vice President, Sports Science and Performance Javair Gillett
 Vice President, Player Health/Head Athletic Trainer Gregg Farnam
 Strength and Conditioning Coach Bill Burgos
 Arena Target Center (19,356)
 Address 600 N 1st Ave, Minneapolis, MN 55403
 Television Bally Sports North (Cable), Dave Benz, Jim Petersen, Katie Storm
 Radio WCCO-AM 830, Alan Horton

MINNESOTA PR STAFF

Sr. Communications and Broadcast Manager
 Aaron Freeman (Aaron.Freeman@timberwolves.com)

Communications Director
 Sara Perez (Sara.Perez@timberwolves.com)

2021-22 SEASON SERIES RESULTS

Oct.30 @ Minnesota Denver, 93-91
 Dec.15 vs. Denver Minnesota, 124-107
 Feb.1 @ Minnesota Minnesota, 130-115
 Apr.1 vs. Denver Minnesota, 136-130

2021-22 REGULAR SEASON VS. TIMBERWOLVES			2020-21 REGULAR SEASON VS. TIMBERWOLVES			SERIES HISTORY VS. TIMBERWOLVES				
DATE	SITE	TIME/RESULT	DATE	SITE	RESULT	Overall	ALL-TIME	STREAKS	LAST WIN	LAST LOSS
Oct.30	Minnesota	W, 93-91	Jan.3	Minnesota	W, 124-109	Overall	85-52	Loss 3	10/30/21	4/1/22
Dec.15	Denver	L, 107-124	Jan.5	Denver	W, 123-116	Home	45-23	Loss 2	1/5/21	4/1/22
Feb.1	Minnesota	L, 115-130	May.13	Minnesota	W, 114-103	Road	40-29	Loss 1	10/30/21	2/1/22
Apr.1	Denver	L, 130-136								

2021-22 DENVER STATISTICS VS. MINNESOTA

PLAYER	GP-GS	MIN	FG-ATT	FG%	3FG-ATT	3FG%	FT-FTA	FT%	OFF	DEF	TOT/AVG	AST	PF-D	STL	TO	BLK	PTS	AVG
N. Jokic	4-4	145.4	41-72	.569	6-18	.333	24-30	.800	14	50	64/16.0	34	11-34	4	20	2	112	28.0
M. Morris	4-4	120.3	26-43	.605	9-18	.500	6-7	.857	2	7	9/2.3	19	6-3	6	8	0	67	16.8
A. Gordon	4-4	121.2	18-36	.500	5-15	.333	10-13	.769	7	12	19/4.8	8	2-11	2	5	2	51	12.8
W. Barton	4-4	108.5	13-41	.317	5-21	.238	8-9	.889	4	10	14/3.5	11	6-8	4	8	2	39	9.8
J. Green	3-0	47.2	12-19	.632	0-3	.000	6-6	1.000	5	3	8/2.7	3	8-4	1	3	1	30	10.0
J. Green	4-3	76.2	10-20	.500	0-3	.000	10-12	.833	1	4	5/1.3	5	9-8	2	5	0	30	7.5
N. Hyland	3-0	61.1	8-29	.276	5-22	.227	6-6	1.000	0	6	6/2.0	11	5-4	2	4	4	27	9.0
Z. Nnaji	2-0	38.5	8-12	.667	5-7	.714	1-3	.333	4	9	13/6.5	1	2-5	1	1	2	22	11.0
M. Howard	2-0	25.2	5-17	.294	5-11	.455	6-6	1.000	0	2	2/1.0	2	1-5	2	2	0	21	10.5
D. Reed	2-0	21.3	4-7	.571	2-4	.500	0-0	.000	0	6	6/3.0	2	2-0	1	0	1	10	5.0
F. Campazzo	3-0	58.3	3-11	.273	3-10	.300	0-0	.000	1	5	6/2.0	13	4-3	1	3	4	9	3.0
M. Porter Jr.	1-1	34.6	3-14	.214	0-6	.000	1-2	.500	3	9	12/12.0	3	2-3	1	1	0	7	7.0
A. Rivers	3-0	40.5	2-7	.286	2-5	.400	0-0	.000	1	1	2/0.7	3	2-1	2	1	0	6	2.0
P. Cornelie	1-0	3.7	2-3	.667	0-1	.000	0-0	.000	0	1	1/1.0	0	0-0	0	0	0	4	4.0
D. Cousins	1-0	4.6	1-2	.500	1-2	.500	0-0	.000	1	0	1/1.0	1	5-0	0	4	0	3	3.0
B. Forbes	1-0	16.8	1-7	.143	1-7	.143	0-0	.000	0	1	1/1.0	0	3-0	0	0	0	3	3.0
V. Cancar	1-0	18.7	0-3	.000	0-1	.000	2-2	1.000	0	7	7/7.0	1	1-1	0	0	0	2	2.0
P. Dozier	1-0	14.2	1-3	.333	0-1	.000	0-0	.000	0	4	4/4.0	1	1-0	1	0	1	2	2.0
B. Bol	1-0	3.7	0-1	.000	0-0	.000	0-0	.000	0	0	0/0.0	2	0-0	0	0	0	0	0.0
TEAM	45-20	960.0	158-347	.455	49-155	.316	80-96	.833	43	137	180/45.0	120	70-90	30	65	19	445	111.3





2021-22 MINNESOTA STATISTICS VS. DENVER

PLAYER	GP-GS	MIN	FG-ATT	FG%	3FG-ATT	3FG%	FT-FTA	FT%	OFF	DEF	TOT/AVG	AST	PF-D	STL	TO	BLK	PTS	AVG
K. Towns	4-4	128.3	35-59	.593	10-22	.455	22-23	.957	7	24	31/7.8	14	17-19	7	11	4	102	25.5
A. Edwards	4-4	133.3	28-63	.444	14-33	.424	5-6	.833	6	18	24/6.0	11	6-5	2	7	2	75	18.8
D. Russell	3-3	101.0	18-39	.462	7-19	.368	11-13	.846	1	11	12/4.0	17	4-8	3	8	1	54	18.0
M. Beasley	4-0	98.2	16-40	.400	14-30	.467	4-4	1.000	1	14	15/3.8	6	3-2	4	3	1	50	12.5
T. Prince	3-0	60.5	14-23	.609	7-14	.500	4-5	.800	2	10	12/4.0	6	2-3	3	5	1	39	13.0
N. Reid	4-0	66.0	14-26	.538	6-13	.462	5-8	.625	5	6	11/2.8	4	9-7	2	4	6	39	9.8
P. Beverley	4-3	94.6	12-28	.429	7-15	.467	7-10	.700	4	8	12/3.0	22	18-10	7	5	4	38	9.5
J. Vanderbilt	4-4	90.5	16-25	.640	0-0	.000	2-6	.333	11	16	27/6.8	5	12-6	4	3	2	34	8.5
J. McLaughlin	3-0	46.5	7-12	.583	4-7	.571	0-0	.000	1	6	7/2.3	10	2-1	2	0	0	18	6.0
J. McDaniels	3-2	74.3	5-22	.227	3-12	.250	2-3	.667	3	12	15/5.0	6	11-3	3	2	2	15	5.0
J. Nowell	2-0	30.3	2-10	.200	2-6	.333	4-4	1.000	0	2	2/1.0	3	3-2	0	3	0	10	5.0
J. Okogie	2-0	25.1	1-4	.250	0-1	.000	3-4	.750	3	3	6/3.0	2	1-4	3	1	0	5	2.5
N. Knight	1-0	2.5	1-3	.333	0-0	.000	0-0	.000	0	1	1/1.0	0	1-0	0	0	0	2	2.0
L. Bolmaro	1-0	2.3	0-0	.000	0-0	.000	0-0	.000	0	0	0/0.0	0	0-0	0	0	0	0	0.0
J. Layman	2-0	6.8	0-2	.000	0-2	.000	0-0	.000	0	0	0/0.0	0	1-0	0	0	1	0	0.0
TEAM	44-20	959.9	169-356	.475	74-174	.425	69-86	.802	44	131	175/43.8	106	90-70	40	52	24	481	120.3

2022-23 VS NUGGETS

Jan. 2 at Minnesota
 Jan. 18 at Denver
 Feb. 5 at Minnesota
 Feb. 7 at Denver

2021-22 SEASON

46-36 (.561)
 in Northwest

PLAYOFFS

Lost to Memphis, 4-2

DATE	SITE	W/L	SCORE	DATE	SITE	W/L	SCORE	DATE	SITE	W/L	SCORE	DATE	SITE	W/L	SCORE	DATE	SITE	W/L	SCORE
11/20/96	DEN	L	103-108	4/4/02	DEN	W	88-87	4/16/07	DEN	W	122-107	11/21/12	MIN	W	101-94	12/27/17	MIN	L	125-128*
12/28/96	MIN	L	96-103*	4/17/02	MIN	L	90-104	11/2/07	MIN	W	99-91	12/12/12	MIN	L	105-108	4/5/18	DEN	W	100-96
3/7/97	MIN	L	83-96	10/30/02	MIN	L	77-83	11/23/07	DEN	W	99-93	1/3/13	DEN	L	97-101	4/11/18	MIN	L	106-112*
3/26/97	DEN	L	100-102	12/9/02	DEN	L	84-92	1/4/08	MIN	W	118-107	3/9/13	DEN	W	111-88	11/21/18	MIN	W	103-101
11/28/97	DEN	W	95-84	1/13/03	MIN	L	75-89	1/19/08	DEN	W	111-108	11/15/13	DEN	W	117-113	2/2/19	MIN	W	107-106
1/3/98	MIN	L	87-109	2/19/03	DEN	L	77-85	11/16/08	DEN	W	90-84	11/27/13	MIN	W	117-110	3/12/19	DEN	W	133-107
2/13/98	DEN	L	80-107	11/18/03	MIN	L	76-89	11/29/08	MIN	W	106-97	2/12/14	MIN	L	90-117	4/10/19	DEN	W	99-95
3/20/98	MIN	L	88-104	1/26/04	DEN	L	95-97	12/10/08	DEN	W	116-105	3/3/14	DEN	L	128-132	11/10/19	MIN	W	100-98*
2/5/99	DEN	L	92-110	3/21/04	MIN	L	77-98	4/5/09	MIN	W	110-87	12/26/14	DEN	W	106-102	12/20/19	DEN	W	109-100
3/19/99	DEN	L	101-105	3/24/04	DEN	W	101-92	11/25/09	MIN	W	124-111	1/5/15	MIN	W	110-101	1/20/20	MIN	W	107-100
4/2/99	MIN	L	88-107	1/14/04	DEN	W	94-92*	11/29/09	DEN	L	100-106	1/17/15	DEN	L	105-113	2/23/20	DEN	W	128-116
11/26/99	DEN	W	114-105	1/14/05	DEN	L	83-93	1/11/10	DEN	W	105-94	3/4/15	MIN	W	100-85	1/3/21	MIN	W	124-109
11/30/99	MIN	L	92-109	2/9/05	MIN	L	92-98	3/10/10	DEN	W	110-102	10/30/15	DEN	W	78-95	1/5/21	DEN	W	123-116
2/5/00	DEN	L	97-105*	4/8/05	MIN	W	107-104	12/18/10	MIN	W	115-113	12/11/15	DEN	W	111-108*	5/13/21	MIN	W	114-103
2/15/00	MIN	W	107-104*	11/13/05	DEN	W	102-91	12/29/10	MIN	W	119-113	12/15/15	MIN	W	112-100	10/30/21	MIN	W	93-91
11/8/00	DEN	W	109-107*	1/13/06	MIN	L	89-103	2/5/11	MIN	W	113-100	1/6/16	MIN	W	78-74	12/15/21	DEN	L	107-124
11/29/00	MIN	W	107-100	2/24/06	MIN	W	102-101*	4/9/11	DEN	W	130-106	11/3/16	MIN	W	102-99	2/1/22	MIN	L	115-130
3/2/01	DEN	L	71-89	3/31/06	DEN	W	106-94	2/20/12	DEN	W	103-101*	12/28/16	DEN	W	105-103	4/1/22	DEN	L	130-136
3/23/01	MIN	L	90-101	11/3/06	DEN	L	109-112	3/25/12	MIN	L	100-117	1/22/17	MIN	L	108-111	--	--	--	--
12/26/01	DEN	L	91-94	12/1/06	MIN	W	106-92	4/11/12	DEN	W	113-107	2/15/17	DEN	L	99-112	--	--	--	--
2/15/02	MIN	W	99-98	2/14/07	MIN	L	94-99	4/26/12	MIN	W	131-102	12/20/17	DEN	L	104-112	--	--	--	--

* overtime





NEW ORLEANS PELICANS



Governor Gayle Benson
 President Dennis Lauscha
 Executive Vice President of Basketball Operations David Griffin
 General Manager Trajan Langdon
 Vice President of Basketball Operations/Team Development Swin Cash
 Head Coach Willie Green
 Assistant Coaches .. Jarron Collins, Casey Hill, Fred Vinson, Teresa Weatherspoon, Ryan Frazier, Ryan Pannone
 Coaching Advisor Mike D'Antoni
 Player Development Coaches Corey Brewer, Darnell Lazare
 Vice President of Player Care & Performance Aaron Nelson
 Head Athletic Trainer Tom Maystadt
 Sr. VP of Communications & Broadcasting Greg Bensel
 Home Court Smoothie King Center (16,867, 2002)
 Team Colors Blue, Gold, Red
 Radio WRNO (99.5 FM) - Todd Graffagnini, John DeShazier, Joe Cardosi, Erin Summers
 Television Bally Sports New Orleans - Joel Meyers, Antonio Daniels, Jen Hale
 Address 5800 Airline Drive New Orleans, LA 70003

NEW ORLEANS PR STAFF

Dir. of Basketball Communications
 Matt Ryan (matt.ryan@pelicans.com)

Basketball Communications & Broadcast Manager
 Chris Trahant (chris.trahant@pelicans.com)

Basketball Communications Coordinator
 Henry Valier (henry.valier@pelicans.com)

Corporate Communications Manager
 Sam Shannon (sam.shannon@pelicans.com)

2021-22 SEASON SERIES RESULTS

Dec.8 @ New Orleans
 Jan.28 @ New Orleans
 Feb.4 vs. Denver
 Mar.6 vs. Denver

Denver, 120-114
 Denver, 116-105
 New Orleans, 113-105
 Denver, 138-130

2021-22 REGULAR SEASON VS. PELICANS

DATE	SITE	TIME/RESULT
Dec.8	New Orleans	W, 120-114 (OT)
Jan.28	New Orleans	W, 116-105
Feb.4	Denver	L, 105-113
Mar.6	Denver	W, 138-130 (OT)

2020-21 REGULAR SEASON VS. PELICANS

DATE	SITE	RESULT
Mar.21	Denver	L, 108-113
Mar.26	New Orleans	W, 113-108
Apr.28	Denver	W, 114-112

SERIES HISTORY VS. PELICANS

	ALL-TIME	STREAKS	LAST WIN	LAST LOSS
Overall	39-29	Won 1	3/6/22	2/4/22
Home	20-14	Won 1	3/6/22	2/4/22
Road	19-15	Won 4	1/28/22	10/31/19

2021-22 DENVER STATISTICS VS. NEW ORLEANS

PLAYER	GP-GS	MIN	FG-ATT	FG%	3FG-ATT	3FG%	FT-FTA	FT%	OFF	DEF	TOT/AVG	AST	PF-D	STL	TO	BLK	PTS	AVG
N. Jokic	4-4	144.4	51-74	.689	9-17	.529	28-33	.848	9	39	48/12.0	41	14-30	8	21	4	139	34.8
M. Morris	4-4	136.8	21-47	.447	10-24	.417	9-9	1.000	1	14	15/3.8	22	3-6	3	2	3	61	15.3
A. Gordon	3-3	117.4	20-42	.476	3-17	.176	15-21	.714	6	8	14/4.7	5	8-16	4	7	3	58	19.3
W. Barton	3-3	99.8	18-40	.450	7-16	.438	3-4	.750	1	10	11/3.7	11	8-3	6	7	2	46	15.3
N. Hyland	4-0	74.3	9-23	.391	5-15	.333	11-13	.846	0	10	10/2.5	8	9-7	2	4	1	34	8.5
B. Forbes	3-0	58.8	9-27	.333	5-13	.385	4-4	1.000	0	5	5/1.7	2	5-2	0	1	0	27	9.0
J. Green	4-0	52.3	9-14	.643	2-6	.333	5-6	.833	6	9	15/3.8	3	8-7	4	3	1	25	6.3
J. Green	4-4	109.4	8-16	.500	0-3	.000	7-7	1.000	0	9	9/2.3	6	8-7	2	1	1	23	5.8
Z. Nnaji	3-0	53.8	8-9	.889	2-3	.667	1-3	.333	4	5	9/3.0	3	6-4	1	2	2	19	6.3
A. Rivers	3-1	78.1	5-13	.385	3-8	.375	2-2	1.000	1	2	3/1.0	3	5-1	4	4	2	15	5.0
D. Reed	3-1	33.5	5-9	.556	3-6	.500	0-0	.000	0	3	3/1.0	0	4-0	1	3	0	13	4.3
F. Campazzo	2-0	29.0	4-10	.400	1-7	.143	3-4	.750	0	1	1/0.5	5	3-3	1	3	0	12	6.0
D. Cousins	2-0	22.2	1-11	.091	0-4	.000	5-6	.833	3	8	11/5.5	2	6-3	1	4	1	7	3.5
M. Howard	1-0	0.2	0-0	.000	0-0	.000	0-0	.000	0	0	0/0.0	0	0-0	0	0	0	0	0.0
TEAM	43-20	1,009.9	168-335	.501	50-139	.360	93-112	.830	31	123	154/38.5	111	87-89	37	62	20	479	119.8





2021-22 NEW ORLEANS STATISTICS VS. DENVER

PLAYER	GP-GS	MIN	FG-ATT	FG%	3FG-ATT	3FG%	FT-FTA	FT%	OFF	DEF	TOT/AVG	AST	PF-D	STL	TO	BLK	PTS	AVG
B. Ingram	3-3	122.3	26-56	.464	4-15	.267	21-23	.913	0	17	17/5.7	26	10-19	5	12	3	77	25.7
H. Jones	4-4	149.9	26-43	.605	7-13	.538	11-12	.917	5	15	20/5.0	8	10-9	11	7	2	70	17.5
J. Valanciunas	3-3	101.8	29-50	.580	3-8	.375	3-5	.600	10	22	32/10.7	9	15-8	0	8	3	64	21.3
D. Graham	4-3	124.2	14-41	.341	10-30	.333	7-9	.778	1	10	11/2.8	18	5-9	3	7	0	45	11.3
N. Alexander-Walker	3-0	76.8	15-33	.455	5-15	.333	8-10	.800	1	10	11/3.7	10	8-9	2	8	3	43	14.3
J. Hayes	3-2	75.0	18-23	.783	0-1	.000	5-5	1.000	6	14	20/6.7	2	9-4	2	3	2	41	13.7
W. Hernangomez	3-1	68.8	11-26	.423	0-2	.000	10-13	.769	12	16	28/9.3	6	5-9	2	4	5	32	10.7
J. Hart	2-2	79.1	11-24	.458	2-7	.286	4-5	.800	2	14	16/8.0	10	8-5	1	9	0	28	14.0
C. McCollum	1-1	43.3	9-19	.474	2-6	.333	4-6	.667	3	2	5/5.0	9	3-5	1	1	0	24	24.0
J. Alvarado	3-0	41.0	5-15	.333	3-8	.375	0-0	.000	1	1	2/0.7	4	7-1	3	1	0	13	4.3
N. Marshall	3-0	21.0	2-6	.333	0-4	.000	4-6	.667	2	3	5/1.7	1	3-5	2	0	0	8	2.7
T. Snell	1-0	22.0	2-2	1.000	2-2	1.000	0-0	.000	0	1	1/1.0	1	1-1	0	0	0	6	6.0
K. Lewis Jr.	1-0	9.1	2-4	.500	0-1	.000	1-1	1.000	0	0	0/0.0	3	0-1	1	1	0	5	5.0
G. Clark	2-0	19.2	0-2	.000	0-2	.000	2-2	1.000	0	3	3/1.5	0	2-1	0	0	0	2	1.0
T. Murphy III	1-0	16.7	1-2	.500	0-1	.000	0-0	.000	0	3	3/3.0	0	1-1	1	1	0	2	2.0
T. Satoransky	1-0	5.7	1-1	1.000	0-0	.000	0-0	.000	0	0	0/0.0	0	1-0	0	1	0	2	2.0
G. Temple	2-1	34.3	0-9	.000	0-7	.000	0-0	.000	0	2	2/1.0	5	1-0	5	0	0	0	0.0
TEAM	40-20	1,009.9	172-356	.483	38-122	.311	80-97	.825	43	133	176/44.0	112	89-87	39	63	18	462	115.5

2022-23 VS NUGGETS

Dec. 4 at New Orleans
 Jan. 24 at New Orleans
 Jan. 31 at Denver
 Mar. 30 at Denver

2021-22 SEASON

36-46 (.439)
 in Southwest

PLAYOFFS

Lost to Phoenix, 4-2

DATE	SITE	W/L	SCORE	DATE	SITE	W/L	SCORE	DATE	SITE	W/L	SCORE	DATE	SITE	W/L	SCORE	DATE	SITE	W/L	SCORE
2/16/03	NOH	L	92-100	4/13/07	NOK	W	107-105	3/14/11	NOH	W	114-103	3/1/15	DEN	L	92-99	1/30/19	NOP	W	105-99
2/28/03	DEN	L	88-94	11/4/07	DEN	L	88-93	1/6/12	NOH	W	96-88	3/15/15	NOP	W	118-111**	3/2/19	DEN	L	112-120
12/16/03	DEN	W	116-94	12/12/07	DEN	W	105-99	1/9/12	DEN	L	81-94	11/17/15	NOP	W	115-98	10/31/19	NOP	L	107-122
1/23/04	NOH	L	91-97	1/28/08	NOH	L	93-117	3/9/12	DEN	W	110-97	12/20/15	DEN	L	125-130	12/25/19	DEN	L	100-112
11/29/04	DEN	W	76-67	11/27/08	DEN	L	101-105	4/4/12	NOH	L	92-94	3/31/16	NOP	L	95-101	1/24/20	NOP	W	113-106
2/27/05	NOH	W	94-93	1/3/09	DEN	W	105-100	11/25/12	DEN	W	102-84	10/26/16	NOP	W	107-102	3/21/21	DEN	L	108-113
4/6/05	NOH	W	94-83	1/28/09	NOH	L	81-94	2/1/13	DEN	W	113-98	3/26/17	DEN	L	90-115	3/26/21	NOP	W	113-108
4/13/05	DEN	W	116-102	3/25/09	NOH	W	101-88	3/25/13	NOH	L	86-110	4/4/17	NOP	W	134-131	4/28/21	DEN	W	114-112
11/16/05	NOK	W	91-81	12/18/09	NOH	L	92-98	12/15/13	DEN	W	102-93	4/7/17	DEN	W	122-106	12/8/21	NOP	W	120-114*
11/30/05	DEN	L	95-102	1/23/10	DEN	W	116-110*	12/27/13	NOP	L	89-105	11/17/17	DEN	W	146-114	1/28/22	NOP	W	116-105
3/18/06	NOK	W	109-94	3/12/10	NOH	W	102-95	3/9/14	NOP	L	107-111*	12/6/17	NOP	L	114-123	2/4/22	DEN	L	105-113
12/29/06	NOK	L	89-99	3/18/10	DEN	W	93-80	4/2/14	DEN	W	137-107	12/15/17	DEN	W	117-111*	3/6/22	DEN	W	138-130*
2/7/07	DEN	L	112-114*	10/29/10	NOH	L	95-101	11/21/14	DEN	W	117-97	10/29/18	DEN	W	116-111	--	--	--	--
3/6/07	DEN	W	106-91	1/9/11	DEN	L	87-96	1/28/15	NOP	W	93-85	11/17/18	NOP	L	115-125	--	--	--	--

* overtime





NEW YORK KNICKS



Executive Chairman, The Madison Square Garden Company James L. Dolan
 Chief Executive Officer Andrew Lustgarten
 President Leon Rose
 General Manager Scott Perry
 Head Coach Tom Thibodeau
 Associate Head Coach Johnnie Bryant
 Assistant Coaches Darren Erman, Andy Greer, Larry Greer
 Head Athletic Trainer Emeritus Roger Hinds
 Head Athletic Trainer Anthony Goenaga
 Address Two Pennsylvania Plaza, New York, NY 10121
 Home Court Madison Square Garden (19,812) - 1968
 Team Colors Orange, White and Blue
 Television MSG Network: Mike Breen, Walt Frazier, Rebecca Haarlow
 Radio ESPN Radio (98.7 FM): Ed Cohen, Brendan Brown

NEW YORK PR STAFF

Patrick Rees
 Senior Vice President, Communication (patrick.rees@msg.com)

2021-22 SEASON SERIES RESULTS

Dec.4 @ New York
 Feb.8 vs. Denver
 Denver, 113-99
 Denver, 132-115

2021-22 REGULAR SEASON VS. KNICKS			2020-21 REGULAR SEASON VS. KNICKS			SERIES HISTORY VS. KNICKS				
DATE	SITE	TIME/RESULT	DATE	SITE	RESULT		ALL-TIME	STREAKS	LAST WIN	LAST LOSS
Dec.4	New York	W, 113-99	Jan.10	New York	W, 114-89	Overall	51-44	Won 9	2/8/22	10/30/17
Feb.8	Denver	W, 132-115	May.5	Denver	W, 113-97	Home	32-15	Won 14	2/8/22	11/8/06
						Road	19-29	Won 4	12/4/21	10/30/17

2021-22 DENVER STATISTICS VS. NEW YORK

PLAYER	GP-GS	MIN	FG-ATT	FG%	3FG-ATT	3FG%	FT-FTA	FT%	OFF	DEF	TOT/AVG	AST	PF-D	STL	TO	BLK	PTS	AVG
N. Jokic	2-2	57.3	22-33	.667	3-10	.300	6-8	.750	6	16	22/11.0	12	2-10	0	10	0	53	26.5
W. Barton	2-2	67.9	13-25	.520	7-15	.467	0-0	.000	3	10	13/6.5	11	7-2	1	2	0	33	16.5
Z. Nnaji	2-0	57.4	12-22	.545	5-13	.385	3-5	.600	6	9	15/7.5	0	8-7	3	1	0	32	16.0
J. Green	2-0	35.0	8-13	.615	3-7	.429	6-7	.857	1	6	7/3.5	5	4-3	3	1	2	25	12.5
A. Gordon	2-2	56.0	10-16	.625	4-6	.667	0-0	.000	2	8	10/5.0	5	4-1	3	3	2	24	12.0
N. Hyland	1-0	25.2	6-12	.500	4-7	.571	6-7	.857	0	6	6/6.0	3	1-4	0	1	0	22	22.0
J. Green	2-2	43.5	5-10	.500	1-3	.333	6-7	.857	0	8	8/4.0	3	4-4	2	3	1	17	8.5
M. Morris	2-2	54.1	6-14	.429	2-5	.400	0-0	.000	1	2	3/1.5	11	1-2	1	0	0	14	7.0
D. Reed	2-0	35.0	3-8	.375	3-7	.429	0-0	.000	0	3	3/1.5	5	1-0	2	1	1	9	4.5
F. Campazzo	2-0	28.3	3-8	.375	2-5	.400	0-0	.000	1	2	3/1.5	4	2-3	0	3	0	8	4.0
B. Forbes	1-0	15.1	2-6	.333	2-4	.500	0-0	.000	0	2	2/2.0	2	3-0	0	1	0	6	6.0
M. Howard	1-0	1.6	0-0	.000	0-0	.000	2-2	1.000	0	1	1/1.0	0	0-1	0	0	0	2	2.0
V. Cancar	1-0	3.5	0-2	.000	0-0	.000	0-0	.000	0	1	1/1.0	0	0-0	0	0	0	0	0.0
TEAM	22-10	480.0	90-169	.533	36-82	.439	29-36	.806	20	74	94/47.0	61	37-37	15	26	6	245	122.5

2021-22 NEW YORK STATISTICS VS. DENVER

PLAYER	GP-GS	MIN	FG-ATT	FG%	3FG-ATT	3FG%	FT-FTA	FT%	OFF	DEF	TOT/AVG	AST	PF-D	STL	TO	BLK	PTS	AVG
J. Randle	2-2	69.3	20-40	.500	5-15	.333	7-9	.778	6	11	17/8.5	14	4-13	3	2	0	52	26.0
E. Fournier	2-2	67.6	14-30	.467	7-18	.389	1-1	1.000	1	9	10/5.0	7	5-4	4	4	1	36	18.0
R. Barrett	2-2	59.4	12-32	.375	5-13	.385	2-2	1.000	2	4	6/3.0	3	1-2	0	1	1	31	15.5
A. Burks	2-1	53.1	8-16	.500	3-7	.429	6-7	.857	2	3	5/2.5	2	4-6	2	0	1	25	12.5
O. Toppin	2-0	34.2	6-16	.375	2-5	.400	4-5	.800	4	7	11/5.5	1	3-3	2	2	0	18	9.0
T. Gibson	1-1	26.9	5-6	.833	2-3	.667	0-0	.000	1	3	4/4.0	1	6-1	2	0	0	12	12.0
D. Rose	1-0	23.8	5-10	.500	1-5	.200	0-0	.000	2	2	4/4.0	4	0-0	0	4	0	11	11.0
I. Quickley	2-0	38.0	3-16	.188	0-8	.000	2-2	1.000	2	2	4/2.0	4	8-2	0	3	0	8	4.0
Q. Grimes	1-0	12.1	2-4	.500	2-4	.500	0-0	.000	0	1	1/1.0	2	2-0	0	0	0	6	6.0
N. Noel	1-0	18.9	1-3	.333	0-0	.000	3-4	.750	2	3	5/5.0	1	0-3	2	0	0	5	5.0
M. Robinson	1-1	21.5	2-5	.400	0-0	.000	0-1	.000	4	2	6/6.0	1	2-2	1	0	2	4	4.0
C. Reddish	1-0	14.1	0-2	.000	0-2	.000	2-2	1.000	1	0	1/1.0	0	0-1	0	1	0	2	2.0
J. Sims	1-0	18.0	1-2	.500	0-0	.000	0-0	.000	3	2	5/5.0	0	2-0	0	0	1	2	2.0
K. Walker	1-1	22.0	1-6	.167	0-3	.000	0-0	.000	0	2	2/2.0	8	0-0	0	2	0	2	2.0
M. McBride	1-0	0.9	0-1	.000	0-0	.000	0-0	.000	0	0	0/0.0	0	0-0	0	0	0	0	0.0
TEAM	21-10	479.9	80-189	.423	27-83	.325	27-33	.818	30	51	81/40.5	48	37-37	16	19	6	214	107.0

2022-23 VS NUGGETS	2021-22 SEASON	PLAYOFFS
Nov. 16 at Denver	37-45 (.451)	Did not qualify
Mar. 18 at New York	in Atlantic	





DATE	SITE	W/L	SCORE	DATE	SITE	W/L	SCORE	DATE	SITE	W/L	SCORE	DATE	SITE	W/L	SCORE	DATE	SITE	W/L	SCORE
12/14/96	NYK	L	82-89	1/22/03	NYK	L	88-97	11/6/07	NYK	L	112-119	3/13/13	DEN	W	117-94	1/25/18	DEN	W	130-118
2/28/97	DEN	L	108-112*	4/2/03	DEN	L	75-83	11/17/07	DEN	W	115-83	11/29/13	DEN	W	97-95	1/1/19	DEN	W	115-108
11/11/97	NYK	L	90-93	12/13/03	NYK	L	88-98	12/28/08	NYK	W	117-110	2/7/14	NYK	L	90-117	3/22/19	NYK	W	111-93
2/17/98	DEN	L	77-91	2/29/04	DEN	W	107-96	3/31/09	DEN	W	111-104	11/16/14	NYK	L	93-109	12/5/19	NYK	W	129-92
11/16/99	DEN	L	95-102	12/12/04	NYK	L	96-107	11/27/09	DEN	W	128-125	3/9/15	DEN	W	106-78	12/15/19	DEN	W	111-105
12/5/99	NYK	W	80-78	2/1/05	DEN	W	96-76	3/23/10	NYK	L	104-109	2/7/16	NYK	W	101-96	1/10/21	NYK	W	114-89
12/9/00	NYK	L	88-96	11/18/05	DEN	W	95-86	11/16/10	DEN	W	120-118	3/8/16	DEN	W	110-94	5/5/21	DEN	W	113-97
2/13/01	DEN	W	96-77	3/13/06	NYK	W	108-96	12/12/10	NYK	L	125-129	12/17/16	DEN	W	127-114	12/4/21	NYK	W	113-99
3/7/02	DEN	W	104-93	11/8/06	DEN	L	107-109	1/21/12	NYK	W	119-114**	2/10/17	NYK	W	131-123	2/8/22	DEN	W	132-115
3/25/02	NYK	W	84-83	12/16/06	NYK	W	123-100	12/9/12	NYK	L	106-112	10/30/17	NYK	L	110-116	--	--	--	--

* overtime





OKLAHOMA CITY THUNDER



Chairman Clay Bennett
 Executive Vice President/General Manager Sam Presti
 Vice Presidents of Basketball Operations Will Dawkins, Rob Hennigan
 EVP/Chief Administrative Officer Danny Barth
 Head Coach Mark Daigneault
 Assistant Coaches Dave Bliss, Mike Wilks, David Akinyooye, Kameron Woods
 Assistant Coach for Player Development Eric Maynor
 Assistant Coach for Player Development Zach Peterson
 Assistant Coach for Program Development Connor Johnson
 Vice President of Human & Player Performance Donnie Strack, DPT, ATC
 Senior Athletic Performance Coach Andrew Paul
 Vice President of Logistics & Engagement Marc St. Yves
 Team Colors Thunder blue, Thunder navy, Thunder sunset, Thunder yellow
 Home Court Paycom Center (18,203)
 Television .. Bally Sports Oklahoma (Cable), Michael Cage (analyst), Chris Fisher (play-by-play), Nick "Sparky" Gallo (sideline reporter) and Paris Lawson (sideline reporter)
 Radio WWLS 98.1 FM/640 AM, Matt Pinto
 Spanish Radio WKY 930 AM, Eleno Ornelas

OKLAHOMA CITY PR STAFF

Vice President of Basketball Communications & Engagement
 Matt Tumbleson (mtumbleson@okcthunder.com)

Senior Basketball Communications Lead
 John Read (jread@okcthunder.com)

Basketball Communications Coordinator
 Laila Wani (lwani@okcthunder.com)

Basketball Communications Coordinator
 Heather Ward (hward@okcthunder.com)

2021-22 SEASON SERIES RESULTS

Dec.22 @ Oklahoma City
 Jan.9 @ Oklahoma City
 Mar.2 vs. Denver
 Mar.26 vs. Denver

Oklahoma City, 108-94
 Denver, 99-95
 Oklahoma City, 119-107
 Denver, 113-107

2021-22 REGULAR SEASON VS. THUNDER

DATE	SITE	TIME/RESULT
Dec.22	Oklahoma City	L, 94-108
Jan.9	Oklahoma City	W, 99-95
Mar.2	Denver	L, 107-119
Mar.26	Denver	W, 113-107

2020-21 REGULAR SEASON VS. THUNDER

DATE	SITE	RESULT
Jan.19	Denver	W, 119-101
Feb.12	Denver	W, 97-95
Feb.27	Oklahoma City	W, 126-96

SERIES HISTORY VS. THUNDER

	ALL-TIME	STREAKS	LAST WIN	LAST LOSS
Overall	90-101	Won 1	3/26/22	3/2/22
Home	59-36	Won 1	3/26/22	3/2/22
Road	31-65	Won 1	1/9/22	12/22/21

2021-22 DENVER STATISTICS VS. OKLAHOMA CITY

PLAYER	GP-GS	MIN	FG-ATT	FG%	3FG-ATT	3FG%	FT-FTA	FT%	OFF	DEF	TOT/AVG	AST	PF-D	STL	TO	BLK	PTS	AVG
N. Jokic	4-4	125.3	36-62	.581	2-12	.167	18-19	.947	14	39	53/13.3	21	6-18	5	14	4	92	23.0
W. Barton	4-4	112.7	16-51	.314	5-27	.185	8-8	1.000	3	19	22/5.5	18	8-8	4	5	1	45	11.3
A. Gordon	4-4	112.2	19-49	.388	4-18	.222	3-5	.600	3	19	22/5.5	5	6-6	2	6	1	45	11.3
A. Rivers	4-0	102.1	17-31	.548	9-19	.474	2-5	.400	1	6	7/1.8	5	8-3	8	4	0	45	11.3
J. Green	4-3	85.4	14-29	.483	2-12	.167	9-13	.692	2	5	7/1.8	2	6-8	2	4	0	39	9.8
N. Hyland	4-0	63.5	9-23	.391	7-17	.412	8-8	1.000	1	6	7/1.8	10	9-8	3	6	1	33	8.3
M. Morris	4-4	107.6	11-25	.440	4-11	.364	3-3	1.000	0	8	8/2.0	19	4-3	6	2	0	29	7.3
B. Forbes	2-0	36.9	6-14	.429	6-13	.462	3-4	.750	1	0	1/0.5	5	1-2	0	4	1	21	10.5
J. Green	4-1	69.4	8-18	.444	1-5	.200	0-0	.000	6	16	22/5.5	1	8-1	3	2	1	17	4.3
D. Cousins	2-0	28.3	4-9	.444	1-3	.333	4-4	1.000	5	10	15/7.5	4	5-4	1	3	1	13	6.5
D. Reed	4-0	25.1	5-12	.417	2-5	.400	0-0	.000	1	5	6/1.5	3	3-0	1	1	0	12	3.0
F. Campazzo	2-0	49.1	3-13	.231	2-10	.200	2-4	.500	2	4	6/3.0	14	5-5	0	4	3	10	5.0
V. Cancar	1-0	16.9	2-5	.400	1-3	.333	4-6	.667	0	4	4/4.0	0	0-4	0	2	1	9	9.0
Z. Nnaji	2-0	24.1	1-6	.167	0-2	.000	1-4	.250	3	3	6/3.0	0	1-2	0	0	0	3	1.5
P. Comelie	1-0	1.6	0-1	.000	0-0	.000	0-0	.000	0	0	0/0.0	0	0-0	1	0	0	0	0.0
TEAM	46-20	960.0	151-348	.434	46-157	.293	65-83	.783	42	144	186/46.5	107	70-72	36	57	14	413	103.3





2021-22 OKLAHOMA CITY STATISTICS VS. DENVER

PLAYER	GP-GS	MIN	FG-ATT	FG%	3FG-ATT	3FG%	FT-FTA	FT%	OFF	DEF	TOT/AVG	AST	PF-D	STL	TO	BLK	PTS	AVG
S. Gilgeous-Alexander	3-3	105.1	22-61	.361	3-15	.200	17-19	.895	3	20	23/7.7	21	9-18	4	9	4	64	21.3
D. Bazley	4-2	98.2	19-35	.543	4-12	.333	4-5	.800	6	21	27/6.8	5	2-3	3	3	5	46	11.5
T. Mann	4-2	103.5	17-44	.386	4-17	.235	4-5	.800	3	13	16/4.0	10	6-9	5	7	1	42	10.5
I. Roby	3-2	60.9	15-21	.714	4-5	.800	4-7	.571	7	9	16/5.3	8	9-7	2	2	4	38	12.7
A. Pokusevski	4-2	88.8	12-24	.500	4-9	.444	5-6	.833	0	19	19/4.8	9	7-4	5	8	2	33	8.3
L. Dort	2-2	63.1	9-26	.346	5-19	.263	6-7	.857	2	9	11/5.5	2	7-9	0	4	1	29	14.5
T. Maledon	2-1	50.6	9-20	.450	3-7	.429	8-8	1.000	0	7	7/3.5	7	3-7	2	5	0	29	14.5
J. Robinson-Earl	2-2	59.1	10-21	.476	3-9	.333	3-4	.750	7	6	13/6.5	3	3-3	4	1	0	26	13.0
J. Giddey	2-2	66.2	9-21	.429	4-10	.400	3-4	.750	1	11	12/6.0	11	2-3	3	3	1	25	12.5
L. Waters III	2-0	44.5	7-16	.438	6-15	.400	0-0	.000	0	5	5/2.5	3	7-1	3	1	0	20	10.0
A. Wiggins	2-0	48.1	7-17	.412	2-6	.333	2-2	1.000	1	2	3/1.5	6	0-2	1	1	2	18	9.0
V. Krejci	2-0	48.2	6-12	.500	4-8	.500	0-0	.000	1	7	8/4.0	6	5-1	0	2	2	16	8.0
D. Favors	2-2	36.1	6-12	.500	0-1	.000	0-0	.000	2	6	8/4.0	3	4-0	1	0	0	12	6.0
O. Sarr	2-0	33.2	5-9	.556	1-1	1.000	0-0	.000	4	1	5/2.5	4	2-1	0	2	0	11	5.5
K. Williams	2-0	34.0	5-9	.556	0-3	.000	0-1	.000	2	6	8/4.0	4	5-2	1	1	0	10	5.0
M. Muscala	1-0	13.6	4-4	1.000	0-0	.000	0-0	.000	1	2	3/3.0	1	1-0	1	0	0	8	8.0
T. Jerome	1-0	6.7	1-1	1.000	0-0	.000	0-0	.000	0	3	3/3.0	1	0-0	0	1	0	2	2.0
TEAM	40-20	959.9	163-353	.462	47-137	.343	56-68	.824	40	147	187/46.8	104	72-70	35	50	22	429	107.3

2022-23 VS NUGGETS

Oct. 22 at Denver
 Nov. 3 at Oklahoma City
 Nov. 23 at Oklahoma City
 Jan. 22 at Denver

2021-22 SEASON

24-58 (.293)
 in Northwest

PLAYOFFS

Did not qualify

DATE	SITE	W/L	SCORE	DATE	SITE	W/L	SCORE	DATE	SITE	W/L	SCORE	DATE	SITE	W/L	SCORE	DATE	SITE	W/L	SCORE
1/8/97	DEN	L	99-109	1/18/02	DEN	W	99-90	3/28/07	DEN	L	97-100	1/18/13	OKC	L	97-117	12/18/17	OKC	L	94-95
2/11/97	SEA	L	81-108	1/19/02	SEA	L	77-104	4/1/07	SEA	W	114-103	1/20/13	DEN	W	121-118*	2/1/18	DEN	W	127-124
3/20/97	SEA	L	97-123	3/23/02	DEN	W	88-85	10/31/07	DEN	W	120-103	3/1/13	DEN	W	105-103	3/30/18	OKC	W	126-125*
4/17/97	DEN	L	104-108	12/30/02	DEN	L	77-79	2/27/08	SEA	W	138-96	3/19/13	OKC	W	114-104	1/12/18	OKC	W	105-98
11/22/97	DEN	L	80-84	1/3/03	SEA	W	94-82	3/16/08	DEN	W	168-116	11/18/13	OKC	L	113-115	12/14/18	DEN	W	109-98
12/18/97	SEA	L	106-119	3/16/03	DEN	L	84-92	4/6/08	SEA	L	147-151**	12/17/13	DEN	L	93-105	2/26/19	OKC	W	121-112
2/22/98	SEA	L	68-88	3/21/03	SEA	L	99-101*	1/2/09	OKC	W	122-120	1/9/14	DEN	W	101-88	3/29/19	OKC	W	115-105
4/5/98	SEA	L	83-87	12/17/03	SEA	W	99-98	2/4/09	OKC	W	114-113	3/24/14	OKC	L	96-117	12/14/19	DEN	W	110-102
2/13/99	SEA	L	92-105	12/20/03	DEN	L	106-115	3/11/09	DEN	W	112-99	11/1/14	OKC	L	91-102	2/21/20	OKC	L	101-113
3/21/99	DEN	W	102-98	3/26/04	SEA	L	86-102	4/8/09	DEN	W	122-112	11/19/14	DEN	W	107-100	8/3/20	OKC	W	121-113*
4/1/99	DEN	W	113-110	3/30/04	DEN	W	124-119	12/14/09	DEN	W	102-93	2/9/15	DEN	L	114-124	1/19/21	DEN	W	119-101
4/30/99	SEA	L	101-111	11/9/04	DEN	L	88-108	1/29/10	OKC	L	84-101	2/22/15	OKC	L	94-119	2/12/21	DEN	W	97-95
12/14/99	SEA	L	84-109	12/22/04	SEA	L	83-98	3/3/10	DEN	W	119-90	11/1/15	OKC	L	93-117	2/27/21	OKC	W	126-96
1/12/00	DEN	L	93-103	1/18/05	SEA	W	116-110*	4/7/10	OKC	W	98-94	1/27/15	OKC	L	112-122	12/22/21	OKC	L	94-108
4/4/00	SEA	L	93-106	4/9/05	DEN	W	121-105	12/25/10	OKC	L	106-114	1/19/16	DEN	L	104-110	1/9/22	OKC	W	99-95
4/8/00	DEN	W	105-97	12/23/05	DEN	L	105-112	1/19/11	DEN	W	112-107	4/5/16	DEN	L	102-124	3/2/22	DEN	L	107-119
11/1/00	SEA	L	99-112	2/12/06	SEA	W	120-112*	4/5/11	DEN	L	94-101	11/25/16	DEN	L	129-132*	3/26/22	DEN	W	113-107
12/2/00	DEN	W	103-92	3/24/06	DEN	W	117-104	4/8/11	OKC	L	89-104	1/7/17	OKC	L	106-121	--	--	--	--
1/15/01	DEN	W	122-111	4/19/06	SEA	L	98-109	2/19/12	OKC	L	118-124*	4/9/17	DEN	L	105-106	--	--	--	--
2/21/01	SEA	L	98-127	12/28/06	DEN	W	112-98	3/15/12	DEN	L	90-103	4/12/17	OKC	W	111-105	--	--	--	--
11/17/01	SEA	W	103-93	1/23/07	SEA	W	117-112	4/25/12	OKC	W	106-101	11/9/17	DEN	W	102-94	--	--	--	--

* overtime





ORLANDO MAGIC



Chairman/Governor Dan DeVos
 Chief Executive Officer/Alternate Governor Alex Martins
 President of Basketball Operations Jeff Weltman
 General Manager John Hammond
 Associate General Manager Pete D'Alessandro
 Assistant General Manager David Bencs, Anthony Parker
 Director of Player Development & Basketball Operations Becky Bonner
 Head Coach Jamahl Mosley
 Assistant Coaches .. Nate Tibbetts, Jesse Mermuys, Dale Osbourne, Bret Brielmaier, Lionel Chalmers, Dylan Murphy
 High Performance Director Lindsay Winninger
 Head Athletic Trainer Ernest Eugene
 Head Strength and Conditioning Coach Todor Pandov
 Arena (capacity) Amway Center (18,846)
 Colors Blue, Silver and Black
 Television Bally Sports Florida, David Steele, Jeff Turner, Dante Marchitelli
 Radio FM 96.9 The Game (*simulcast with Bally Sports Florida), David Steele, Jeff Turner, Dante Marchitelli
 Founded 1989-90

ORLANDO PR STAFF

Chief Communications Officer
 Joel Glass (jglass@orlandomagic.com)

Senior Director of Communications
 George Galante (ggalante@orlandomagic.com)

Director of Public Relations
 Trish Wingerson (twingerson@orlandomagic.com)

Communications Specialist
 Louis Axen (laxen@orlandomagic.com)

2021-22 SEASON SERIES RESULTS

Dec.1 @ Orlando
 Feb.14 vs. Denver
 Orlando, 108-103
 Denver, 121-111

2021-22 REGULAR SEASON VS. MAGIC

DATE	SITE	TIME/RESULT
Dec.1	Orlando	L, 103-108
Feb.14	Denver	W, 121-111

2020-21 REGULAR SEASON VS. MAGIC

DATE	SITE	RESULT
Mar.23	Orlando	W, 110-99
Apr.4	Denver	W, 119-109

SERIES HISTORY VS. MAGIC

	ALL-TIME	STREAKS	LAST WIN	LAST LOSS
Overall	34-33	Won 1	2/14/22	12/1/21
Home	23-10	Won 6	2/14/22	12/8/15
Road	11-23	Loss 1	3/23/21	12/1/21

2021-22 DENVER STATISTICS VS. ORLANDO

PLAYER	GP-GS	MIN	FG-ATT	FG%	3FG-ATT	3FG%	FT-FTA	FT%	OFF	DEF	TOT/AVG	AST	PF-D	STL	TO	BLK	PTS	AVG
N. Jokic	2-2	71.0	17-45	.378	3-14	.214	7-8	.875	6	24	30/15.0	14	3-6	2	10	0	44	22.0
W. Barton	2-2	65.1	11-24	.458	2-8	.250	7-7	1.000	0	11	11/5.5	3	2-6	0	3	1	31	15.5
A. Gordon	2-2	69.8	11-18	.611	3-8	.375	2-4	.500	1	13	14/7.0	6	4-4	1	6	0	27	13.5
J. Green	2-2	55.8	8-17	.471	4-10	.400	6-8	.750	0	4	4/2.0	6	5-5	0	3	1	26	13.0
M. Morris	1-1	34.0	10-15	.667	1-5	.200	1-2	.500	0	2	2/2.0	2	1-1	0	3	1	22	22.0
B. Forbes	1-0	20.1	5-7	.714	3-4	.750	3-3	1.000	0	0	0/0.0	2	1-2	0	1	0	16	16.0
N. Hyland	1-1	28.6	4-7	.571	3-6	.500	3-4	.750	1	4	5/5.0	2	2-2	2	3	0	14	14.0
F. Campazzo	2-0	46.8	3-6	.500	2-4	.500	4-4	1.000	0	4	4/2.0	9	7-5	2	0	0	12	6.0
J. Green	2-0	28.4	5-12	.417	1-3	.333	0-0	.000	4	4	8/4.0	1	3-0	1	0	2	11	5.5
D. Cousins	1-0	12.5	3-6	.500	1-4	.250	2-2	1.000	1	4	5/5.0	0	4-1	1	3	0	9	9.0
Z. Nnaji	1-0	18.1	3-3	1.000	2-2	1.000	1-2	.500	0	1	1/1.0	0	3-1	0	1	1	9	9.0
M. Howard	1-0	14.0	1-5	.200	1-5	.200	0-0	.000	0	1	1/1.0	0	1-0	1	1	0	3	3.0
A. Rivers	1-0	15.9	0-3	.000	0-1	.000	0-0	.000	0	2	2/2.0	2	1-1	2	2	0	0	0.0
TEAM	19-10	480.0	81-168	.482	26-74	.351	36-44	.818	13	74	87/43.5	47	37-34	12	36	6	224	112.0





2021-22 ORLANDO STATISTICS VS. DENVER

PLAYER	GP-GS	MIN	FG-ATT	FG%	3FG-ATT	3FG%	FT-FTA	FT%	OFF	DEF	TOT/AVG	AST	PF-D	STL	TO	BLK	PTS	AVG
W. Carter Jr.	2-2	66.9	20-33	.606	2-8	.250	1-1	1.000	5	15	20/10.0	4	6-3	2	3	1	43	21.5
F. Wagner	2-2	65.5	14-25	.560	4-8	.500	9-10	.900	3	8	11/5.5	9	3-6	5	5	1	41	20.5
C. Anthony	2-2	62.5	13-30	.433	2-10	.200	5-5	1.000	0	11	11/5.5	8	5-5	0	3	0	33	16.5
G. Harris	2-1	71.2	10-22	.455	3-10	.300	3-3	1.000	2	2	4/2.0	9	4-1	7	4	1	26	13.0
J. Suggs	1-1	34.5	5-15	.333	0-4	.000	6-6	1.000	2	4	6/6.0	3	3-5	3	3	1	16	16.0
C. Okeke	2-0	52.3	4-13	.308	3-10	.300	2-2	1.000	0	8	8/4.0	6	3-2	4	2	2	13	6.5
M. Wagner	1-0	15.2	5-8	.625	0-2	.000	2-3	.667	0	2	2/2.0	1	0-2	1	1	0	12	12.0
M. Bamba	2-2	38.5	5-13	.385	1-8	.125	0-0	.000	0	9	9/4.5	2	5-1	0	2	2	11	5.5
T. Ross	2-0	43.3	4-7	.571	1-3	.333	2-4	.500	0	6	6/3.0	5	3-3	0	3	1	11	5.5
R. Hampton	1-0	11.7	2-3	.667	0-1	.000	1-4	.250	0	4	4/4.0	2	0-5	1	0	0	5	5.0
A. Schofield	1-0	6.2	1-2	.500	1-2	.500	2-2	1.000	0	0	0/0.0	0	1-3	1	0	0	5	5.0
R. Lopez	1-0	7.8	1-1	1.000	0-0	.000	1-2	.500	0	0	0/0.0	1	0-1	0	1	2	3	3.0
M. Mulder	1-0	4.5	0-0	.000	0-0	.000	0-0	.000	0	0	0/0.0	0	1-0	0	0	0	0	0.0
TEAM	20-10	480.0	84-172	.488	17-66	.258	34-42	.810	12	69	81/40.5	50	34-37	24	27	11	219	109.5

2022-23 VS NUGGETS

Jan. 15 at Denver
Feb. 9 at Orlando

2021-22 SEASON

22-60 (.268)
in Southeast

PLAYOFFS

Did not qualify

DATE	SITE	W/L	SCORE	DATE	SITE	W/L	SCORE	DATE	SITE	W/L	SCORE	DATE	SITE	W/L	SCORE	DATE	SITE	W/L	SCORE
2/21/97	ORL	L	86-99	12/20/02	DEN	L	80-89	1/11/08	DEN	W	113-103	11/2/12	ORL	L	89-102	11/11/17	DEN	W	125-107
3/11/97	DEN	L	91-96	3/9/03	ORL	L	98-111	2/13/08	ORL	L	98-109	1/9/13	DEN	W	108-105	12/8/17	ORL	W	103-89
11/14/97	ORL	L	85-103	11/14/03	DEN	W	106-101	1/17/09	DEN	L	88-106	1/11/14	DEN	W	120-94	11/23/18	DEN	W	112-87
1/13/98	DEN	L	84-98	2/20/04	ORL	L	98-102	2/11/09	ORL	W	82-73	3/12/14	ORL	W	120-112	12/5/18	ORL	W	124-118*
12/3/99	DEN	L	100-112	12/6/04	DEN	W	115-102	1/13/10	DEN	W	115-97	1/7/15	DEN	W	93-90	11/2/19	ORL	W	91-87
3/11/00	ORL	L	107-110	12/18/04	ORL	L	95-117	3/28/10	ORL	W	97-103	3/22/15	DEN	W	119-100	12/18/19	ORL	W	113-104
12/7/00	DEN	L	93-103	12/10/05	ORL	L	83-94	12/14/10	DEN	W	111-94	12/8/15	DEN	L	74-85	3/23/21	ORL	W	110-99
2/26/01	DEN	L	86-93	3/4/06	DEN	W	110-94	3/18/11	ORL	L	82-85	3/15/16	ORL	L	110-116	4/4/21	DEN	W	119-109
11/15/01	DEN	L	82-101	11/15/06	ORL	L	99-108	4/1/12	ORL	W	104-101	12/10/16	ORL	W	121-113	12/1/21	ORL	L	103-108
3/15/02	ORL	L	102-124	2/28/07	DEN	W	111-101	4/22/12	DEN	W	101-74	1/16/17	DEN	W	125-112	2/14/22	DEN	W	121-111

* overtime





PHILADELPHIA 76ERS



Managing Partner Josh Harris
 Co-Managing Partner David Blitzer
 Chief Executive Officer Tad Brown
 President, Basketball Operations Daryl Morey
 General Manager Elton Brand
 Head Coach Doc Rivers
 Assistant Coaches Dave Joerger, Sam Cassell, Dan Burke, Brian Adams, Eric Hughes, Jamie Young
 Coaching Associate/Skill Development Associates .. Dwayne Jones, Tyler Lashbrook, Jason Love, Spencer Rivers, TJ DiLeo, Reggie Redding
 Vice President, Athlete Care Simon Rice
 Head Athletic Trainer Kevin Johnson
 Team Address 3 Banner Way Camden, NJ 08103
 Business Phone 215-339-7600
 Ticket Information 215-339-7676
 Website sixers.com
 Twitter @Sixers
 PR Twitter @SixersStats
 Arena (capacity) Wells Fargo Center (20,007)
 Radio The Fanatic (97.5 FM): Tom McGinnis
 Television NBC Sports Philadelphia, NBC Sports Philadelphia+: Alaa Abdelnaby

PHILADELPHIA PR STAFF

Chief Communications Officer
 Dave Sholler (davesholler@76ers.com)

Senior Director, 76ers Corporate Communications
 Molly McEndy (mollymita@76ers.com)

Senior Director, Basketball Communications
 Rob King (robertking@76ers.com)

Director, Basketball Communications
 Brandon Chinn (brandonchinn@76ers.com)

Communications Coordinator
 Erik Chambliss (erikchambliss@76ers.com)

2021-22 SEASON SERIES RESULTS

Nov.18 vs. Denver
 Mar.14 @ Philadelphia

Philadelphia, 103-89
 Denver, 114-110

2021-22 REGULAR SEASON VS. 76ERS

DATE	SITE	TIME/RESULT
Nov.18	Denver	L, 89-103
Mar.14	Philadelphia	W, 114-110

2020-21 REGULAR SEASON VS. 76ERS

DATE	SITE	RESULT
Jan.9	Philadelphia	W, 115-103
Mar.30	Denver	W, 104-95

SERIES HISTORY VS. 76ERS

	ALL-TIME	STREAKS	LAST WIN	LAST LOSS
Overall	42-52	Won 1	3/14/22	11/18/21
Home	25-21	Loss 1	3/30/21	11/18/21
Road	17-31	Won 2	3/14/22	12/10/19

2021-22 DENVER STATISTICS VS. PHILADELPHIA

PLAYER	GP-GS	MIN	FG-ATT	FG%	3FG-ATT	3FG%	FT-FTA	FT%	OFF	DEF	TOT/AVG	AST	PF-D	STL	TO	BLK	PTS	AVG
N. Jokic	2-2	68.9	18-33	.545	4-7	.571	12-16	.750	2	21	23/11.5	15	4-15	2	6	3	52	26.0
W. Barton	2-2	65.7	14-28	.500	7-12	.583	4-5	.800	2	10	12/6.0	10	3-3	0	3	0	39	19.5
N. Hyland	2-0	45.5	7-21	.333	4-14	.286	5-7	.714	0	7	7/3.5	2	1-4	0	3	1	23	11.5
M. Morris	2-2	65.8	10-23	.435	1-5	.200	1-2	.500	0	6	6/3.0	10	6-2	3	1	0	22	11.0
A. Gordon	2-2	51.5	7-19	.368	2-7	.286	0-0	.000	4	3	7/3.5	3	2-1	0	2	2	16	8.0
J. Green	2-0	31.4	7-10	.700	1-3	.333	1-2	.500	2	8	10/5.0	1	6-4	2	1	0	16	8.0
A. Rivers	2-0	39.0	3-10	.300	2-6	.333	1-2	.500	3	1	4/2.0	2	4-2	4	2	0	9	4.5
D. Cousins	1-0	14.5	3-6	.500	2-5	.400	0-0	.000	0	3	3/3.0	4	5-1	1	1	0	8	8.0
J. Green	2-2	44.5	3-3	1.000	0-0	.000	0-0	.000	1	4	5/2.5	1	2-1	1	2	0	6	3.0
B. Forbes	1-0	12.5	2-5	.400	1-3	.333	0-0	.000	0	0	0/0.0	1	3-0	0	1	0	5	5.0
M. Howard	1-0	8.9	1-3	.333	1-2	.500	0-0	.000	0	1	1/1.0	0	0-0	1	0	0	3	3.0
B. Bol	1-0	4.4	1-2	.500	0-0	.000	0-0	.000	0	3	3/3.0	0	0-0	0	0	1	2	2.0
F. Campazzo	1-0	7.5	0-3	.000	0-3	.000	2-2	1.000	0	3	3/3.0	1	0-1	0	0	0	2	2.0
P. Cornelle	1-0	4.4	0-1	.000	0-1	.000	0-0	.000	1	1	2/2.0	1	1-0	0	0	0	0	0.0
P. Dozier	1-0	15.6	0-4	.000	0-1	.000	0-0	.000	1	1	2/2.0	0	1-1	0	2	0	0	0.0
TEAM	23-10	479.9	76-171	.444	25-69	.362	26-36	.722	16	72	88/44.0	51	38-35	14	24	7	203	101.5





2021-22 PHILADELPHIA STATISTICS VS. DENVER

PLAYER	GP-GS	MIN	FG-ATT	FG%	3FG-ATT	3FG%	FT-FTA	FT%	OFF	DEF	TOT/AVG	AST	PF-D	STL	TO	BLK	PTS	AVG
T. Maxey	2-2	76.5	16-28	.571	4-9	.444	5-8	.625	0	8	8/4.0	7	2-9	1	0	1	41	20.5
J. Embiid	1-1	36.3	11-20	.550	3-3	1.000	9-10	.900	3	6	9/9.0	4	5-7	1	5	2	34	34.0
T. Harris	2-2	68.5	12-27	.444	3-7	.429	0-4	.000	1	13	14/7.0	3	2-4	2	1	1	27	13.5
J. Harden	1-1	39.1	6-11	.545	1-4	.250	11-12	.917	0	9	9/9.0	11	1-8	0	4	1	24	24.0
S. Curry	1-1	37.7	8-17	.471	2-8	.250	2-2	1.000	2	4	6/6.0	5	3-1	1	2	0	20	20.0
G. Niang	2-1	60.0	6-20	.300	5-16	.313	2-2	1.000	1	8	9/4.5	4	5-1	0	3	1	19	9.5
S. Milton	2-0	37.2	6-9	.667	3-5	.600	0-0	.000	1	5	6/3.0	4	2-0	0	2	1	15	7.5
C. Bassey	1-0	19.3	5-7	.714	0-1	.000	2-3	.667	4	3	7/7.0	0	3-4	1	0	3	12	12.0
M. Thybulle	1-1	26.2	4-7	.571	1-3	.333	0-0	.000	2	3	5/5.0	3	4-1	6	2	2	9	9.0
F. Korkmaz	1-0	21.5	2-5	.400	1-2	.500	0-0	.000	0	4	4/4.0	3	1-0	1	2	0	5	5.0
A. Drummond	1-1	28.7	2-5	.400	0-0	.000	0-1	.000	0	6	6/6.0	1	5-1	0	1	0	4	4.0
D. Jordan	1-0	11.7	1-6	.167	0-0	.000	1-2	.500	3	3	6/6.0	0	2-1	0	0	1	3	3.0
D. Green	1-0	14.3	0-5	.000	0-2	.000	0-0	.000	0	4	4/4.0	2	0-1	0	0	0	0	0.0
I. Joe	1-0	2.8	0-2	.000	0-2	.000	0-0	.000	0	0	0/0.0	0	0-0	0	0	0	0	0.0
TEAM	18-10	479.9	79-169	.467	23-62	.371	32-44	.727	17	76	93/46.5	47	35-38	13	22	13	213	106.5

2022-23 VS NUGGETS

Jan. 28 at Philadelphia
Mar. 27 at Denver

2021-22 SEASON

51-31 (.622)
in Atlantic

PLAYOFFS

Defeated Toronto, 4-2
Lost to Miami, 4-2

DATE	SITE	W/L	SCORE	DATE	SITE	W/L	SCORE	DATE	SITE	W/L	SCORE	DATE	SITE	W/L	SCORE	DATE	SITE	W/L	SCORE
12/26/96	DEN	L	89-118	12/16/02	PHI	L	71-93	1/6/08	DEN	W	109-96	3/21/13	DEN	W	101-100	3/28/18	PHI	L	104-123
2/16/97	PHI	W	112-97	3/2/03	DEN	L	94-100	3/19/08	PHI	L	113-115	12/7/13	PHI	W	103-92	1/26/19	DEN	W	126-110
12/12/97	PHI	L	91-106	12/12/03	PHI	W	86-77	12/26/08	DEN	W	105-101	1/1/14	DEN	L	102-114	2/8/19	PHI	L	110-117
2/27/98	DEN	L	78-79	2/17/04	DEN	W	106-85	2/18/09	PHI	W	101-89	2/3/15	PHI	L	98-105	11/8/19	DEN	W	100-97
12/6/99	PHI	W	94-77	12/14/04	PHI	L	102-110	12/7/09	PHI	W	93-83	3/25/15	DEN	L	85-99	12/10/19	PHI	L	92-97
1/31/00	DEN	W	83-80	12/31/04	DEN	W	97-92	1/3/10	DEN	L	105-108	12/5/15	PHI	W	108-105	1/9/21	PHI	W	115-103
12/4/00	DEN	W	105-98	12/27/05	DEN	L	106-108	12/26/10	DEN	L	89-95	3/23/16	DEN	W	104-103	3/30/21	DEN	W	104-95
2/5/01	PHI	L	80-99	3/9/06	PHI	W	97-93	1/30/11	PHI	L	99-110	12/5/16	PHI	W	106-98	11/18/21	DEN	L	89-103
12/28/01	DEN	W	93-90	11/10/06	PHI	W	108-101	1/18/12	PHI	W	108-104*	12/30/16	DEN	L	122-124	3/14/22	PHI	W	114-110
2/18/02	PHI	L	83-110	1/2/07	DEN	L	97-108	10/31/12	PHI	L	75-84	12/30/17	DEN	L	102-107	--	--	--	--

*overtime





PHOENIX SUNS



Interim Governor Sam Garvin
 President & CEO Jason Rowley
 General Manager James Jones
 Head Coach Monty Williams
 Associate Head Coach Kevin Young
 Assistant Coaches .. Kevin Young, Mark Bryant, Bryan Gates, Patrick Mutombo, Brian Randle, Michael Ruffin, Steve Scalzi, Jarrett Jack
 Vice President, Health & Performance Brady Howe
 Head Athletic Trainer David Crewe
 Address 201 E. Jefferson Street, Phoenix, AZ 85004
 Home Court Orange and Purple
 Television Bally Sports Arizona: Kevin Ray, Eddie Johnson, Ann Meyers Drysdale
 Radio Arizona Sports (98.7 FM): Al McCoy, Jon Bloom, Tim Kempton
 Spanish Radio KSUN La Mejor Radio (1400 AM, 106.5 FM): Arturo Ochoa, Juan Urresti

PHOENIX PR STAFF

Director, Basketball Communications
 Cole Mickelson (cmickelson@suns.com)

Manager, Basketball Communications
 Bryce Marsee (bmarsee@suns.com)

Sr. Coordinator, Basketball Communications
 Palmer Black (pblack@suns.com)

2021-22 SEASON SERIES RESULTS

Oct.20 @ Phoenix Denver, 110-98
 Nov.21 @ Phoenix Phoenix, 126-97
 Mar.24 vs. Denver Phoenix, 140-130

2021-22 REGULAR SEASON VS. SUNS

DATE	SITE	TIME/RESULT
Oct.20	Phoenix	W, 110-98
Nov.21	Phoenix	L, 97-126
Mar.24	Denver	L, 130-140

2020-21 REGULAR SEASON VS. SUNS

DATE	SITE	RESULT
Jan.1	Denver	L, 103-106
Jan.22	Phoenix	W, 130-126 (OT)
Jan.23	Phoenix	W, 120-112 (OT)

SERIES HISTORY VS. SUNS

	ALL-TIME	STREAKS	LAST WIN	LAST LOSS
Overall	85-100	Loss 2	10/20/21	3/24/22
Home	55-38	Loss 2	11/24/19	3/24/22
Road	30-62	Loss 1	10/20/21	11/21/21

2021-22 DENVER STATISTICS VS. PHOENIX

PLAYER	GP-GS	MIN	FG-ATT	FG%	3FG-ATT	3FG%	FT-FTA	FT%	OFF	DEF	TOT/AVG	AST	PF-D	STL	TO	BLK	PTS	AVG
N. Jokic	2-2	67.0	22-32	.688	2-8	.250	9-11	.818	4	15	19/9.5	8	5-12	5	11	0	55	27.5
A. Gordon	3-3	92.5	22-36	.611	2-3	.667	3-6	.500	9	15	24/8.0	8	7-6	2	9	1	49	16.3
W. Barton	3-3	92.4	19-39	.487	6-15	.400	3-7	.429	2	14	16/5.3	15	6-5	2	2	0	47	15.7
J. Green	3-2	72.9	14-25	.560	7-14	.500	8-10	.800	0	5	5/1.7	2	5-7	1	3	0	43	14.3
M. Morris	3-3	78.0	11-26	.423	9-16	.563	3-5	.600	0	5	5/1.7	10	6-5	0	3	1	34	11.3
N. Hyland	2-0	27.1	7-15	.467	4-8	.500	5-9	.556	1	2	3/1.5	3	5-5	1	0	1	23	11.5
J. Green	3-1	58.8	6-16	.375	2-8	.250	3-4	.750	5	11	16/5.3	5	8-4	1	3	0	17	5.7
M. Porter Jr.	1-1	34.0	6-10	.600	2-3	.667	1-1	1.000	1	5	6/6.0	5	3-1	2	2	0	15	15.0
P. Dozier	2-0	41.8	3-8	.375	3-5	.600	4-6	.667	1	11	12/6.0	2	4-6	1	1	0	13	6.5
A. Rivers	3-0	54.3	5-12	.417	2-8	.250	0-0	.000	0	1	1/0.3	3	4-1	1	2	1	12	4.0
D. Cousins	1-0	15.7	4-8	.500	1-4	.250	1-1	1.000	1	5	6/6.0	3	2-2	0	1	0	10	10.0
F. Campazzo	2-0	46.4	3-11	.273	2-8	.250	0-0	.000	0	3	3/1.5	6	6-5	3	4	0	8	4.0
M. Howard	1-0	10.6	1-8	.125	1-5	.200	4-4	1.000	0	0	0/0.0	0	0-2	0	0	0	7	7.0
D. Reed	1-0	13.9	2-4	.500	0-2	.000	0-0	.000	1	2	3/3.0	1	2-0	0	1	0	4	4.0
B. Bol	1-0	7.5	0-2	.000	0-0	.000	0-0	.000	1	2	3/3.0	0	0-0	0	0	0	0	0.0
P. Cornelie	1-0	7.1	0-2	.000	0-2	.000	0-0	.000	2	1	3/3.0	1	1-0	0	1	0	0	0.0
TEAM	32-15	719.9	125-254	.492	43-109	.394	44-64	.688	28	97	125/41.7	72	64-61	19	43	4	337	112.3

2021-22 PHOENIX STATISTICS VS. DENVER

PLAYER	GP-GS	MIN	FG-ATT	FG%	3FG-ATT	3FG%	FT-FTA	FT%	OFF	DEF	TOT/AVG	AST	PF-D	STL	TO	BLK	PTS	AVG
D. Booker	3-3	96.8	26-52	.500	6-17	.353	20-22	.909	1	11	12/4.0	21	7-14	5	6	1	78	26.0
D. Ayton	3-3	91.4	23-36	.639	1-4	.250	5-6	.833	8	13	21/7.0	3	10-6	3	6	2	52	17.3
M. Bridges	3-3	105.0	18-33	.545	6-14	.429	4-6	.667	1	11	12/4.0	6	3-8	2	1	1	46	15.3
C. Paul	3-3	88.1	14-25	.560	3-9	.333	10-11	.909	2	9	11/3.7	33	6-10	3	6	2	41	13.7
C. Johnson	2-0	47.3	13-25	.520	7-15	.467	0-1	.000	1	2	3/1.5	3	4-2	2	1	0	33	16.5
J. Crowder	3-3	77.3	9-21	.429	6-16	.375	5-6	.833	1	17	18/6.0	4	7-8	2	4	1	29	9.7
C. Payne	3-0	53.8	9-23	.391	4-8	.500	7-10	.700	2	6	8/2.7	11	7-7	2	5	1	29	9.7
J. McGee	3-0	39.7	9-13	.692	0-0	.000	1-2	.500	2	11	13/4.3	0	10-4	0	6	1	19	6.3
L. Shamet	3-0	61.9	6-14	.429	3-9	.333	4-4	1.000	4	7	11/3.7	2	2-2	2	0	0	19	6.3
T. Craig	1-0	19.3	3-7	.429	2-5	.400	0-0	.000	1	1	2/2.0	1	1-0	1	0	0	8	8.0
J. Smith	1-0	6.0	1-2	.500	0-1	.000	2-2	1.000	1	4	5/5.0	0	0-1	0	0	0	4	4.0
B. Biyombo	1-0	5.1	1-2	.500	0-0	.000	0-2	.000	0	1	1/1.0	0	1-1	0	0	0	2	2.0
E. Payton	1-0	8.2	1-2	.500	0-0	.000	0-0	.000	0	2	2/2.0	2	0-1	0	0	0	2	2.0
I. Wainright	1-0	4.7	1-3	.333	0-1	.000	0-0	.000	1	1	2/2.0	1	1-0	0	1	0	2	2.0
C. Hutchison	1-0	2.3	0-0	.000	0-0	.000	0-0	.000	0	1	1/1.0	1	0-0	0	0	0	0	0.0
A. Nader	1-0	13.4	0-2	.000	0-1	.000	0-0	.000	1	2	3/3.0	1	2-0	1	1	0	0	0.0
TEAM	33-15	719.9	134-260	.515	38-100	.380	58-72	.806	26	99	125/41.7	89	61-64	23	37	9	364	121.3





2022-23 VS NUGGETS

Dec. 25 at Denver
 Jan. 11 at Denver
 Mar. 31 at Phoenix
 Apr. 6 at Phoenix

2021-22 SEASON

64-18 (.780)
 in Pacific

PLAYOFFS

Defeated New Orleans, 4-2
 Lost to Dallas, 4-3

DATE	SITE	W/L	SCORE	DATE	SITE	W/L	SCORE	DATE	SITE	W/L	SCORE	DATE	SITE	W/L	SCORE	DATE	SITE	W/L	SCORE
11/26/96	DEN	W	117-108	10/30/01	PHX	W	99-96	3/25/06	PHX	L	96-107	2/14/12	DEN	W	109-92	1/26/17	DEN	W	127-120
12/23/96	PHX	W	112-109*	12/15/01	DEN	W	106-98	2/5/07	DEN	L	108-113	4/6/12	DEN	W	105-99	1/28/17	PHX	W	123-112
1/14/97	PHX	L	101-110	12/29/01	PHX	L	92-109	3/17/07	DEN	W	131-107	4/21/12	PHX	W	118-107	1/3/18	DEN	W	134-111
4/4/97	DEN	L	113-122	4/13/02	DEN	W	98-94	3/30/07	PHX	L	108-125	11/12/12	PHX	L	100-110	1/19/18	DEN	L	100-108
12/20/97	DEN	L	81-102	11/13/02	DEN	L	72-75	1/7/08	PHX	L	115-137	3/11/13	PHX	W	108-93	2/10/18	PHX	W	123-113
1/23/98	PHX	L	77-93	11/23/02	PHX	W	80-79	3/5/08	DEN	W	126-113	4/17/13	DEN	W	118-98	10/20/18	DEN	W	119-91
3/10/98	DEN	L	76-100	4/1/03	PHX	L	65-95	3/31/08	PHX	L	117-132	11/8/13	PHX	L	103-114	12/29/18	PHX	W	122-118
4/15/98	PHX	L	89-96	4/8/03	DEN	L	78-98	4/1/08	DEN	W	126-120	12/20/13	DEN	L	99-103	1/12/19	PHX	L	93-102
2/7/99	PHX	L	108-115	11/25/03	DEN	W	110-80	12/20/08	PHX	L	101-108	1/19/14	PHX	L	103-117	1/25/19	DEN	W	132-95
2/15/99	DEN	L	106-115	1/13/04	PHX	W	105-92	1/15/09	DEN	W	119-113*	2/18/14	DEN	L	107-112*	10/25/19	DEN	W	108-107*
4/29/99	DEN	L	87-98	1/21/04	DEN	W	97-92	3/23/09	PHX	L	115-118	11/26/14	PHX	L	112-120	11/24/19	DEN	W	116-104
11/2/99	DEN	W	107-102*	4/7/04	PHX	W	111-96	12/12/09	DEN	W	105-99	11/28/14	DEN	W	122-97	12/23/19	PHX	W	113-111
1/16/00	PHX	L	100-113	12/20/04	DEN	L	105-107	2/3/10	DEN	L	97-109	2/25/15	DEN	L	96-110	2/8/20	PHX	W	117-108
1/21/00	DEN	L	99-101	3/13/05	DEN	L	101-106	3/1/10	PHX	L	85-101	11/14/15	PHX	L	81-105	1/1/21	DEN	L	103-106
2/22/00	PHX	L	67-86	3/28/05	PHX	L	114-123	4/13/10	PHX	L	101-123	11/20/15	DEN	L	107-114	1/22/21	PHX	W	130-126*
11/4/00	DEN	L	99-102	4/18/05	PHX	L	114-128	11/15/10	PHX	L	94-100	12/23/15	PHX	W	104-96	1/23/21	PHX	W	120-112**
12/23/00	PHX	L	93-102	12/2/05	PHX	L	97-102	11/28/10	DEN	W	138-133	3/10/16	DEN	W	116-98	10/20/21	PHX	W	110-98
3/3/01	PHX	L	82-97	1/10/06	DEN	W	139-137***	1/11/11	DEN	W	132-98	11/16/16	DEN	W	120-104	11/21/21	PHX	L	97-126
3/6/01	DEN	L	82-93	2/15/06	DEN	L	101-116	3/10/11	PHX	W	116-97	11/27/16	PHX	W	120-114	3/24/22	DEN	L	130-140

* overtime





PORTLAND TRAIL BLAZERS



Chair Jody Allen
 Vice Chair Bert Kolde
 President of Business Operations Dewayne Hankins
 General Manager Joe Cronin
 Assistant General Managers Andrae Patterson, Mike Schmitz, Sergi Oliva
 Head Coach Chauncey Billups
 Assistant Coaches Scott Brooks, Roy Rogers, Steve Hetzel, Jonah Herscu, Rodney Billups
 Director of Player Development David Adkins
 Player Development Assistant Mark Tyndale
 Analytics Coach Jacob Mooallem
 Head Video Coordinator Parker Hines
 Assistant Video Coordinators Ikenna Smart, Jason Luhnaw
 Director of Player Health & Performance Geoff Clark
 Head Athletic Trainer/Physical Therapist Jessica Cohen
 Assistant Athletic Trainer Micah Smith
 Head Strength & Conditioning Coach Todd Forcier
 Assistant Strength Coach Dale Boyd
 Sports Performance Therapist Charles Loftis
 Sports Scientist/Physical Therapist Cruz Romero
 Director of Mind Health & Wellness Dr. Chantelle Green
 Manager of Performance Science Taylor Walden
 Arena Moda Center (19,393)
 Television ROOT Sports, Kevin Calabro, Lamar Hurd, Brooke Olzendam
 Radio Rip City Radio (620 AM), Travis Demers, Michael Holton

PORTLAND PR STAFF

EVP, Chief Communications & Impact Officer
 Ashley P. Clinkscale (ashley.clinkscale@trailblazers.com)
 Vice President, Basketball Communications
 Rahsaan Gethers (rahsaan.gethers@trailblazers.com)

2021-22 SEASON SERIES RESULTS

Nov.14 vs. Denver Denver, 124-95
 Nov.23 @ Portland Portland, 119-100
 Jan.13 vs. Denver Denver, 140-108
 Feb.27 @ Portland Denver, 124-92

2021-22 REGULAR SEASON VS. TRAIL BLAZERS

DATE	SITE	TIME/RESULT
Nov.14	Denver	W, 124-95
Nov.23	Portland	L, 100-119
Jan.13	Denver	W, 140-108
Feb.27	Portland	W, 124-92

2020-21 REGULAR SEASON VS. TRAIL BLAZERS

DATE	SITE	RESULT
Feb.23	Denver	W, 111-106
Apr.21	Portland	W, 106-105
May.16	Portland	L, 116-132

SERIES HISTORY VS. TRAIL BLAZERS

	ALL-TIME	STREAKS	LAST WIN	LAST LOSS
Overall	90-101	Won 2	2/27/22	11/23/21
Home	65-30	Won 3	1/13/22	8/6/20
Road	25-71	Won 1	2/27/22	11/23/21

2021-22 DENVER STATISTICS VS. PORTLAND

PLAYER	GP-GS	MIN	FG-ATT	FG%	3FG-ATT	3FG%	FT-FTA	FT%	OFF	DEF	TOT/AVG	AST	PF-D	STL	TO	BLK	PTS	AVG
J. Green	4-4	109.7	24-37	.649	3-7	.429	11-12	.917	5	12	17/4.3	8	7-8	2	6	5	62	15.5
N. Jokic	3-3	82.5	22-32	.688	4-6	.667	8-8	1.000	3	32	35/11.7	27	6-11	1	8	2	56	18.7
M. Morris	4-4	98.8	19-36	.528	6-17	.353	5-5	1.000	0	10	10/2.5	8	5-4	3	5	0	49	12.3
F. Campazzo	4-0	103.1	15-29	.517	8-20	.400	5-7	.714	1	10	11/2.8	24	11-7	9	9	2	43	10.8
A. Gordon	4-4	111.4	18-38	.474	1-7	.143	4-6	.667	4	12	16/4.0	9	3-12	0	5	1	41	10.3
J. Green	3-1	71.1	15-23	.652	4-8	.500	7-8	.875	2	14	16/5.3	3	8-7	4	2	1	41	13.7
W. Barton	3-3	82.4	12-30	.400	7-17	.412	4-8	.500	3	13	16/5.3	11	5-8	1	6	0	35	11.7
N. Hyland	3-0	45.9	11-22	.500	9-16	.563	4-4	1.000	1	6	7/2.3	6	9-4	2	3	0	35	11.7
Z. Nnaji	3-0	55.0	11-21	.524	5-9	.556	5-7	.714	9	17	26/8.7	0	3-4	1	4	2	32	10.7
A. Rivers	4-1	90.3	10-25	.400	7-21	.333	0-0	.000	0	4	4/1.0	5	8-1	4	2	0	27	6.8
D. Cousins	1-0	17.6	7-10	.700	2-3	.667	3-6	.500	2	6	8/8.0	6	4-6	1	3	1	19	19.0
B. Forbes	1-0	24.9	6-10	.600	5-6	.833	0-0	.000	0	1	1/1.0	1	2-0	1	1	0	17	17.0
P. Dozier	2-0	25.6	5-9	.556	4-7	.571	0-0	.000	2	4	6/3.0	5	2-1	1	0	0	14	7.0
D. Reed	2-0	10.3	3-4	.750	1-1	1.000	2-2	1.000	1	1	2/1.0	2	1-1	0	0	0	9	4.5
M. Howard	4-0	15.4	3-10	.300	1-7	.143	0-1	.000	0	1	1/0.3	2	0-1	1	0	0	7	1.8
V. Cancar	1-0	3.4	0-0	.000	0-0	.000	1-2	.500	0	0	0/0.0	0	0-1	0	0	0	1	1.0
B. Bol	2-0	9.2	0-0	.000	0-0	.000	0-0	.000	1	2	3/1.5	1	0-0	0	0	0	0	0.0
P. Cornelle	1-0	3.4	0-1	.000	0-0	.000	0-0	.000	1	1	2/2.0	0	0-0	0	1	0	0	0.0
TEAM	49-20	959.9	181-337	.537	67-152	.441	59-76	.776	35	146	181/45.3	118	74-76	31	55	14	488	122.0





2021-22 PORTLAND STATISTICS VS. DENVER

PLAYER	GP-GS	MIN	FG-ATT	FG%	3FG-ATT	3FG%	FT-FTA	FT%	OFF	DEF	TOT/AVG	AST	PF-D	STL	TO	BLK	PTS	AVG
C. McCollum	2-2	64.9	20-36	.556	10-19	.526	3-5	.600	2	3	5/2.5	5	1-4	4	2	0	53	26.5
A. Simons	3-2	79.6	17-41	.415	4-19	.211	8-10	.800	3	9	12/4.0	10	8-6	0	6	1	46	15.3
N. Little	3-1	80.0	13-33	.394	7-21	.333	7-9	.778	4	12	16/5.3	5	3-8	3	1	2	40	13.3
B. McLemore	4-1	59.0	10-25	.400	8-19	.421	2-3	.667	1	2	3/0.8	6	7-3	2	4	2	30	7.5
N. Powell	2-2	54.9	10-20	.500	2-8	.250	6-8	.750	0	4	4/2.0	4	5-6	3	3	1	28	14.0
D. Lillard	1-1	31.3	9-13	.692	5-8	.625	2-2	1.000	0	3	3/3.0	5	1-3	1	1	0	25	25.0
R. Covington	3-3	76.0	8-21	.381	4-13	.308	2-4	.500	4	14	18/6.0	3	5-3	6	4	3	22	7.3
D. Smith Jr.	3-1	63.3	8-16	.500	0-2	.000	5-7	.714	0	3	3/1.0	14	5-9	4	5	0	21	7.0
J. Nurkic	3-3	70.5	8-20	.400	0-5	.000	4-5	.800	4	17	21/7.0	10	7-3	2	7	2	20	6.7
G. Brown III	3-0	34.7	7-11	.636	0-3	.000	5-6	.833	2	4	6/2.0	1	3-6	4	1	1	19	6.3
T. Watford	3-0	49.8	7-14	.500	0-1	.000	5-7	.714	4	3	7/2.3	2	6-7	2	4	2	19	6.3
C. Elleby	4-1	63.5	7-22	.318	2-9	.222	2-2	1.000	4	9	13/3.3	9	8-3	6	2	2	18	4.5
D. Eubanks	1-1	28.6	6-9	.667	0-0	.000	1-2	.500	3	7	10/10.0	2	4-2	0	1	0	13	13.0
B. Williams	1-0	24.2	2-7	.286	2-5	.400	6-9	.667	0	0	0/0.0	7	2-5	0	3	0	12	12.0
J. Hart	1-1	31.2	5-12	.417	0-5	.000	1-2	.500	1	5	6/6.0	4	2-2	2	3	0	11	11.0
K. Blevins	2-0	20.6	3-6	.500	2-4	.500	0-2	.000	1	2	3/1.5	1	1-1	0	1	0	8	4.0
L. Nance Jr.	2-0	35.6	3-8	.375	0-2	.000	1-2	.500	5	4	9/4.5	4	2-2	2	0	1	7	3.5
C. Zeller	2-0	17.9	3-6	.500	0-0	.000	1-2	.500	2	1	3/1.5	3	3-1	0	0	1	7	3.5
T. Snell	3-0	39.6	3-10	.300	0-6	.000	0-0	.000	1	5	6/2.0	0	1-0	0	1	1	6	2.0
E. Hughes	1-0	9.1	2-5	.400	1-3	.333	0-0	.000	0	3	3/3.0	1	2-0	0	1	0	5	5.0
K. Johnson	1-1	25.8	2-10	.200	0-2	.000	0-0	.000	1	3	4/4.0	1	0-0	2	1	0	4	4.0
TEAM	48-20	960.0	153-345	.443	47-154	.305	61-87	.701	42	113	155/38.8	97	76-74	43	51	19	414	103.5

2022-23 VS NUGGETS

Oct. 24 at Portland
 Dec. 8 at Portland
 Dec. 23 at Denver
 Jan. 17 at Denver

2021-22 SEASON

27-55 (.329)
 in Northwest

PLAYOFFS

Did not qualify

DATE	SITE	W/L	SCORE	DATE	SITE	W/L	SCORE	DATE	SITE	W/L	SCORE	DATE	SITE	W/L	SCORE	DATE	SITE	W/L	SCORE
11/23/96	POR	L	65-105	2/23/02	POR	L	90-101	3/13/07	DEN	W	107-99	1/15/13	DEN	W	115-111	1/22/18	DEN	W	104-101
12/5/96	DEN	L	104-115	3/9/02	DEN	W	109-106	11/14/07	DEN	W	110-93	2/27/13	POR	W	111-109	4/9/18	DEN	W	88-82
4/7/97	DEN	L	104-110	11/2/02	POR	W	96-79	12/16/07	DEN	L	105-116	4/14/13	DEN	W	118-109	11/30/18	POR	W	113-112
4/16/97	POR	L	63-107	1/10/03	DEN	W	82-81	12/21/07	POR	L	96-99	11/1/13	DEN	L	98-113	1/13/19	DEN	W	116-113
1/18/98	POR	L	82-94	1/28/03	POR	L	92-98	2/4/08	POR	W	105-103	1/23/14	POR	L	105-110	4/5/19	DEN	W	119-110
2/15/98	POR	L	82-117	2/26/03	DEN	L	84-94	12/22/08	DEN	W	97-89	2/25/14	DEN	L	95-100	4/7/19	POR	L	108-115
3/14/98	DEN	W	92-82	1/2/04	POR	W	106-96	12/23/08	POR	L	92-101	3/1/14	POR	L	96-102	10/23/19	POR	W	108-100
4/17/98	DEN	W	109-101	2/2/04	DEN	W	116-97	3/5/09	DEN	W	106-90	11/9/14	POR	L	100-116	12/12/19	DEN	W	114-99
2/17/99	POR	L	85-100	2/12/04	POR	W	107-98	4/15/09	POR	L	76-104	11/12/14	DEN	L	113-130	2/4/20	DEN	W	127-99
4/26/99	POR	L	77-93	4/10/04	DEN	W	110-100	10/29/09	POR	W	97-94	12/2/14	DEN	L	103-105	8/6/20	DEN	L	115-125
5/2/99	DEN	L	102-110	2/2/05	POR	L	94-97	12/25/09	POR	L	96-107	3/28/15	POR	L	114-120	2/23/21	DEN	W	111-106
11/5/99	POR	L	83-95	3/7/05	DEN	W	111-98	3/7/10	DEN	W	118-106	11/9/15	DEN	W	108-104	4/21/21	POR	W	106-105
11/12/99	DEN	L	78-93	4/2/05	POR	W	103-97	4/1/10	DEN	W	109-92	12/30/15	POR	L	103-110	5/16/21	POR	L	116-132
12/20/99	DEN	W	97-88	4/19/05	DEN	W	119-115	11/18/10	POR	L	83-86	1/3/16	DEN	L	106-112	11/14/21	DEN	W	124-95
4/19/00	POR	W	96-95	1/14/05	DEN	W	107-68	12/28/10	DEN	W	95-77	4/13/16	POR	L	99-107	11/23/21	POR	L	100-119
11/9/00	POR	L	91-107	1/25/06	POR	W	97-94	2/2/11	DEN	W	109-90	10/29/16	DEN	L	113-115	1/13/22	DEN	W	140-108
12/22/00	DEN	W	116-96	2/4/06	DEN	W	105-104	2/25/11	POR	L	106-107	11/13/16	POR	L	105-112	2/27/22	POR	W	124-92
2/20/01	POR	L	94-104	4/10/06	POR	W	110-98	10-98	POR	L	102-111	12/15/16	DEN	W	132-120	--	--	--	--
4/3/01	DEN	W	94-92	1/14/07	POR	W	109-93	2/4/12	POR	L	97-117	3/28/17	POR	L	113-122	--	--	--	--
11/23/01	POR	L	90-97	1/31/07	POR	L	91-100	2/29/12	DEN	W	104-95	11/13/17	POR	L	82-99	--	--	--	--
2/5/02	DEN	W	97-96	2/2/07	DEN	W	114-107	12/20/12	POR	L	93-101	12/22/17	POR	W	102-85	--	--	--	--

* overtime





SACRAMENTO KINGS



Owner and Chairman Vivek Ranadive
 Chief Operating Officer Matina Kolokotronis
 President, Business Operations John Rinehart
 General Manager Monte McNair
 Assistant General Manager Wes Wilcox
 Head Coach Mike Brown
 Associate Head Coach Jordi Fernandez
 Assistant Coaches Jay Triano, Doug Christie, Luke Loucks, Leandro Barbosa
 Assistant Coach/Director of Player Development Dutch Gaitley
 Assistant Coaches/Player Development Lindsey Harding, Deividas Dulkys
 Senior Director, Coaching Analytics & Strategy Robbie Lemons
 Head Video Coordinator/Special Assistant to the Head Coach Charles Allen
 Vice President, Basketball Engagement Alvin Gentry
 Vice President, Player Personnel Phil Jabour
 Vice President, Player Development/GM, Stockton Kings Paul Johnson
 Sr. Director, Athlete Health Jas Randhawa
 Director of Performance Cory Kennedy
 Head Athletic Trainer Joel Noland
 Head Strength & Conditioning Coach Zac Howe
 Director, Team Travel and Logistics Melanie Stocking
 Director, Analytics Colin Montague
 Address 500 David J. Stern Walk, Sacramento, CA 95814
 Arena (capacity) Golden 1 Center (17,583)
 Radio KHTK 1140 (1140 AM): Gary Gerould
 Television NBC Sports California: Mark Jones, Kayte Christensen, Kyle Draper

SACRAMENTO PR STAFF

SVP, Communications & External Affairs
 Becky Beland McNaught

Director, Media Relations
 Shannon Malone (smalone@kings.com)

Manager, Media Relations
 Michael Martinez (mmartinez@kings.com)

Coordinator, Media Relations
 Avery Jacobs (ajacobs@kings.com)

2021-22 SEASON SERIES RESULTS

Jan.7 vs. Denver Denver, 121-111
 Feb.24 @ Sacramento Denver, 128-110
 Feb.26 vs. Denver Denver, 115-110
 Mar.9 @ Sacramento Denver, 106-100

2021-22 REGULAR SEASON VS. KINGS

DATE	SITE	TIME/RESULT
Jan.7	Denver	W, 121-111
Feb.24	Sacramento	W, 128-110
Feb.26	Denver	W, 115-110
Mar.9	Sacramento	W, 106-100

2020-21 REGULAR SEASON VS. KINGS

DATE	SITE	RESULT
Dec.23	Denver	L, 122-124 (OT)
Dec.29	Sacramento	L, 115-125
Feb.6	Sacramento	L, 114-119

SERIES HISTORY VS. KINGS

	ALL-TIME	STREAKS	LAST WIN	LAST LOSS
Overall	99-93	Won 4	3/9/22	2/6/21
Home	67-28	Won 2	2/26/22	12/23/20
Road	32-65	Won 2	3/9/22	2/6/21

2021-22 DENVER STATISTICS VS. SACRAMENTO

PLAYER	GP-GS	MIN	FG-ATT	FG%	3FG-ATT	3FG%	FT-FTA	FT%	OFF	DEF	TOT/AVG	AST	PF-D	STL	TO	BLK	PTS	AVG
N. Jokic	4-4	137.4	43-75	.573	5-17	.294	23-32	.719	7	43	50/12.5	34	15-30	7	9	5	114	28.5
M. Morris	4-4	123.0	28-44	.636	11-16	.688	6-10	.600	2	11	13/3.3	15	4-8	4	5	1	73	18.3
A. Gordon	4-4	131.4	22-39	.564	3-12	.250	9-9	1.000	3	20	23/5.8	9	9-7	4	8	1	56	14.0
W. Barton	3-3	95.9	18-37	.486	8-20	.400	10-10	1.000	1	9	10/3.3	13	6-7	2	6	2	54	18.0
J. Green	4-1	75.8	11-17	.647	4-8	.500	8-8	1.000	2	20	22/5.5	5	10-4	2	5	2	34	8.5
J. Green	3-2	60.7	12-24	.500	2-10	.200	4-5	.800	0	9	9/3.0	5	8-5	0	3	1	30	10.0
N. Hyland	3-0	49.3	10-26	.385	6-17	.353	3-4	.750	0	10	10/3.3	9	5-4	1	2	1	29	9.7
B. Forbes	3-0	54.7	8-20	.400	5-14	.357	3-4	.750	1	1	2/0.7	3	4-2	1	3	0	24	8.0
A. Rivers	4-1	101.7	9-24	.375	5-19	.263	1-2	.500	0	9	9/2.3	8	11-4	2	2	0	24	6.0
D. Cousins	2-0	26.6	5-9	.556	1-3	.333	3-4	.750	1	13	14/7.0	1	8-6	3	10	1	14	7.0
F. Campazzo	3-0	44.5	3-11	.273	0-6	.000	2-2	1.000	3	4	7/2.3	13	5-5	2	1	1	8	2.7
D. Reed	2-1	24.2	3-6	.500	1-3	.333	0-0	.000	0	3	3/1.5	2	1-0	1	0	0	7	3.5
Z. Nnaji	2-0	33.2	1-2	.500	1-1	1.000	0-2	.000	2	2	4/2.0	0	3-1	4	1	1	3	1.5
M. Howard	1-0	1.6	0-1	.000	0-1	.000	0-0	.000	0	0	0/0.0	0	0-0	0	0	0	0	0.0
TEAM	42-20	960.0	173-335	.516	52-147	.354	72-92	.783	22	154	176/44.0	117	89-83	33	55	16	470	117.5





2021-22 SACRAMENTO STATISTICS VS. DENVER

PLAYER	GP-GS	MIN	FG-ATT	FG%	3FG-ATT	3FG%	FT-FTA	FT%	OFF	DEF	TOT/AVG	AST	PF-D	STL	TO	BLK	PTS	AVG
D. Fox	4-4	150.0	42-83	.506	6-17	.353	18-21	.857	3	15	18/4.5	29	14-17	2	12	3	108	27.0
H. Barnes	4-4	144.0	19-42	.452	6-15	.400	20-23	.870	5	21	26/6.5	14	4-15	2	5	0	64	16.0
D. Sabonis	2-2	70.4	21-37	.568	2-5	.400	3-6	.500	8	22	30/15.0	12	9-7	2	5	2	47	23.5
J. Holiday	3-3	86.6	9-22	.409	6-15	.400	4-5	.800	1	5	6/2.0	6	7-8	4	2	2	28	9.3
A. Len	3-1	44.1	10-18	.556	0-2	.000	5-7	.714	4	8	12/4.0	2	9-4	2	0	0	25	8.3
J. Lamb	2-0	49.8	7-17	.412	2-7	.286	7-8	.875	0	10	10/5.0	3	1-6	1	2	2	23	11.5
D. Mitchell	4-0	88.4	9-34	.265	4-15	.267	1-1	1.000	0	4	4/1.0	11	6-10	4	7	0	23	5.8
T. Lyles	3-1	56.0	8-17	.471	3-8	.375	3-6	.500	4	10	14/4.7	1	3-4	1	3	1	22	7.3
D. Jones	4-1	65.3	8-18	.444	0-2	.000	4-7	.571	4	8	12/3.0	3	14-5	4	4	2	20	5.0
M. Harkless	3-2	35.4	6-13	.462	3-8	.375	0-0	.000	1	4	5/1.7	1	4-0	0	2	1	15	5.0
T. Haliburton	1-1	28.5	5-7	.714	4-5	.800	0-0	.000	0	4	4/4.0	6	2-3	0	1	0	14	14.0
M. Bagley III	1-1	29.2	5-10	.500	0-2	.000	2-2	1.000	2	3	5/5.0	0	2-2	1	1	1	12	12.0
D. DiVincenzo	3-0	51.6	3-15	.200	2-11	.182	1-2	.500	1	3	4/1.3	4	5-4	0	4	1	9	3.0
C. Metu	1-0	18.0	4-6	.667	1-2	.500	0-0	.000	0	8	8/8.0	0	2-0	1	3	1	9	9.0
B. Hield	1-0	27.3	2-9	.222	2-7	.286	1-1	1.000	0	2	2/2.0	2	0-1	2	2	1	7	7.0
T. Thompson	1-0	11.4	1-3	.333	0-0	.000	3-4	.750	2	1	3/3.0	0	1-3	0	1	1	5	5.0
J. Jackson	1-0	1.7	0-1	.000	0-1	.000	0-0	.000	0	0	0/0.0	0	0-0	0	0	1	0	0.0
N. Queta	1-0	0.8	0-0	.000	0-0	.000	0-0	.000	0	0	0/0.0	0	0-0	0	0	0	0	0.0
J. Ramsey	1-0	0.8	0-0	.000	0-0	.000	0-0	.000	0	0	0/0.0	0	0-0	0	0	0	0	0.0
R. Woodard II	1-0	0.8	0-0	.000	0-0	.000	0-0	.000	0	1	1/1.0	0	0-0	0	0	0	0	0.0
TEAM	44-20	959.9	159-352	.452	41-122	.336	72-93	.774	35	129	164/41.0	94	83-89	26	54	19	431	107.8

2022-23 VS NUGGETS

Dec. 27 at Sacramento
 Dec. 28 at Sacramento
 Apr. 9 at Denver

2021-22 SEASON

30-52 (.366)
 in Pacific

PLAYOFFS

Did not qualify

DATE	SITE	W/L	SCORE	DATE	SITE	W/L	SCORE	DATE	SITE	W/L	SCORE	DATE	SITE	W/L	SCORE	DATE	SITE	W/L	SCORE
12/18/96	DEN	W	95-79	11/3/01	DEN	L	94-106	12/22/06	DEN	L	96-101	1/25/12	SAC	W	122-93	3/11/17	SAC	W	105-92
1/7/97	SAC	W	109-96	1/16/02	DEN	L	107-112	2/3/07	SAC	L	87-94	3/5/12	DEN	W	119-116*	10/21/17	DEN	W	96-79
2/11/97	DEN	L	107-113	2/1/02	SAC	L	96-132	3/11/07	SAC	W	113-101	12/16/12	SAC	W	122-97	11/20/17	SAC	W	114-98
3/5/97	SAC	L	100-105	3/21/02	SAC	L	82-118	4/4/07	DEN	W	120-115	1/26/13	DEN	W	121-93	1/6/18	SAC	L	98-106
11/25/97	SAC	L	93-97	12/4/02	DEN	L	90-92	12/8/07	DEN	W	101-97	3/5/13	SAC	W	120-113	3/11/18	DEN	W	130-104
2/4/98	DEN	L	99-101	12/6/02	SAC	L	77-98	12/23/07	SAC	W	106-105	3/23/13	DEN	W	101-95	10/23/18	DEN	W	126-112
2/12/98	SAC	L	84-87	1/4/03	DEN	L	76-87	4/5/08	DEN	L	115-118	10/30/13	SAC	W	88-90	1/3/19	SAC	W	117-113
4/9/98	DEN	W	128-103	4/11/03	SAC	L	103-105	12/6/08	SAC	W	118-85	1/26/14	SAC	L	125-117	2/13/19	DEN	W	120-118
4/10/99	SAC	L	104-110	1/11/03	DEN	W	109-88	1/20/09	DEN	W	118-99	2/23/14	DEN	L	95-109	10/28/19	SAC	W	101-94
4/17/99	SAC	L	97-119	1/11/04	SAC	L	106-117	3/8/09	SAC	L	106-114	11/3/14	DEN	L	105-110	11/30/19	SAC	L	97-100*
5/3/99	DEN	L	104-112	2/8/04	SAC	L	92-115	4/13/09	DEN	W	118-98	11/5/14	SAC	L	109-131	12/29/19	DEN	W	120-115*
11/14/99	SAC	L	116-126	4/12/04	DEN	W	97-89	12/28/09	SAC	L	101-106	1/9/15	SAC	W	118-108	12/23/20	DEN	L	122-124*
12/16/99	DEN	W	116-106	1/14/04	SAC	L	89-101	1/9/10	SAC	L	100-102	4/12/15	DEN	W	122-111	2/29/20	SAC	L	115-125
2/10/00	SAC	L	84-96	1/11/05	SAC	L	100-109	2/1/10	DEN	W	112-109*	2/19/16	SAC	L	110-116	2/6/21	SAC	L	114-119
2/21/00	DEN	W	123-117*	3/26/05	DEN	W	113-99	1/1/11	DEN	W	104-86	2/23/16	DEN	L	110-114	1/7/22	DEN	W	121-111
1/12/01	DEN	W	106-93	1/19/05	DEN	W	107-91	1/6/11	SAC	L	102-122	4/2/16	DEN	L	106-115	2/24/22	SAC	W	128-110
2/16/01	SAC	L	84-117	1/11/05	SAC	L	85-101	3/30/11	DEN	W	104-90	1/3/17	DEN	L	113-120	2/26/22	DEN	W	115-110
3/9/01	SAC	L	104-110	1/31/06	SAC	L	91-98	4/1/11	SAC	W	99-90	2/23/17	SAC	L	100-116	3/9/22	SAC	W	106-100
4/18/01	DEN	W	110-100	4/15/06	DEN	L	82-100	1/4/12	DEN	W	110-83	3/6/17	DEN	W	108-96	--	--	--	--

* overtime





SAN ANTONIO SPURS



Managing Partner Peter J. Holt
 President & CEO RC Buford
 President of Basketball Operations/Head Coach Gregg Popovich
 General Manager Brian Wright
 Vice President of Basketball Operations Brent Barry
 Assistant Coaches Mitch Johnson, Matt Nielsen, Darius Songaila, Brett Brown
 Player Development Assistant Willis Hall
 Video Coordinator Sean Sheldon
 Austin Spurs General Manager Tyler Self
 Director of Player Performance and Wellness Xavi Schelling
 Director of Player Rehabilitation Marilyn Adams
 Head Athletic Trainer Will Sevensing
 Radio WOAI (1200 AM). Broadcaster: Bill Schoening; KXTN (107.5 FM-Spanish). Broadcaster: Paul Castro.
 TV .. KENS (Channel 5), KMYS (Channel 35), Bally Sports Southwest (Channel 26). Broadcasters: Bill Land, Sean Elliott, Dan Weiss and Matt Bonner
 Team Address One AT&T Center San Antonio, TX 78219
 Business Phone: 210-444-5500
 Ticket Information: 210-225-TEAM
 Website: www.spurs.com
 Arena (capacity): AT&T Center (18,354)

SAN ANTONIO PR STAFF

Vice President of Communications
Tom James (tjames@attcenter.com)

Basketball Communications Senior Manager
Kris Davis (kdavis@attcenter.com)

Basketball Communications Manager
Jordan Howenstine (jhowenstine@attcenter.com)

2021-22 SEASON SERIES RESULTS

Oct.22 vs. Denver Denver, 102-96
 Dec.9 @ San Antonio San Antonio, 123-111
 Dec.11 @ San Antonio Denver, 127-112
 Apr.5 vs. Denver San Antonio, 116-97

2021-22 REGULAR SEASON VS. SPURS

DATE	SITE	TIME/RESULT
Oct.22	Denver	W, 102-96
Dec.9	San Antonio	L, 111-123
Dec.11	San Antonio	W, 127-112
Apr.5	Denver	L, 97-116

2020-21 REGULAR SEASON VS. SPURS

DATE	SITE	RESULT
Jan.29	San Antonio	L, 109-119
Apr.7	Denver	W, 106-96
Apr.9	Denver	W, 121-119

SERIES HISTORY VS. SPURS

	ALL-TIME	STREAKS	LAST WIN	LAST LOSS
Overall	75-121	Loss 1	12/11/21	4/5/22
Home	54-44	Loss 1	10/22/21	4/5/22
Road	21-77	Won 1	12/11/21	12/9/21

2021-22 DENVER STATISTICS VS. SAN ANTONIO

PLAYER	GP-GS	MIN	FG-ATT	FG%	3FG-ATT	3FG%	FT-FTA	FT%	OFF	DEF	TOT/AVG	AST	PF-D	STL	TO	BLK	PTS	AVG
N. Jokic	4-4	143.2	55-97	.567	9-21	.429	11-14	.786	11	52	63/15.8	29	13-23	8	15	4	130	32.5
A. Gordon	4-4	132.7	27-47	.574	1-7	.143	12-15	.800	9	19	28/7.0	10	9-14	2	7	4	67	16.8
M. Morris	4-4	126.1	20-46	.435	8-25	.320	1-1	1.000	2	11	13/3.3	13	8-4	2	9	2	49	12.3
W. Barton	3-3	105.3	16-41	.390	8-19	.421	0-0	.000	2	12	14/4.7	16	5-5	2	3	0	40	13.3
F. Campazzo	3-0	72.5	10-20	.500	5-12	.417	3-3	1.000	2	6	8/2.7	15	4-6	3	1	3	28	9.3
N. Hyland	3-0	54.7	11-29	.379	6-18	.333	0-0	.000	0	4	4/1.3	8	7-2	2	1	0	28	9.3
M. Howard	2-0	21.7	7-15	.467	6-12	.500	1-2	.500	0	1	1/0.5	0	3-3	0	0	0	21	10.5
J. Green	4-0	46.2	7-14	.500	4-8	.500	1-1	1.000	1	5	6/1.5	3	7-2	3	4	2	19	4.8
J. Green	3-2	66.2	5-10	.500	0-2	.000	4-4	1.000	1	2	3/1.0	6	10-4	1	2	1	14	4.7
A. Rivers	2-1	48.5	4-10	.400	2-6	.333	1-2	.500	0	2	2/1.0	2	6-1	2	4	0	11	5.5
D. Reed	3-1	43.6	4-10	.400	0-3	.000	0-0	.000	1	11	12/4.0	2	2-0	3	1	0	8	2.7
P. Dozier	1-0	21.3	3-6	.500	1-3	.333	0-1	.000	0	2	2/2.0	3	0-2	0	0	0	7	7.0
M. Porter Jr.	1-1	27.2	3-10	.300	1-5	.200	0-0	.000	0	1	1/1.0	0	4-0	1	1	0	7	7.0
D. Cousins	1-0	7.6	1-7	.143	0-2	.000	2-2	1.000	2	3	5/5.0	0	3-2	0	2	0	4	4.0
B. Forbes	1-0	6.9	1-2	.500	0-0	.000	0-0	.000	0	0	0/0.0	1	0-0	0	0	0	2	2.0
Z. Nnaji	2-0	30.4	0-5	.000	0-2	.000	2-2	1.000	1	1	2/1.0	2	4-2	0	1	1	2	1.0
V. Cancar	1-0	3.5	0-2	.000	0-0	.000	0-0	.000	0	0	0/0.0	0	0-0	1	0	0	0	0.0
P. Cornelie	2-0	2.6	0-0	.000	0-0	.000	0-0	.000	1	1	2/1.0	0	1-0	0	0	0	0	0.0
TEAM	44-20	960.0	174-371	.469	51-145	.352	38-47	.809	33	133	166/41.5	110	86-70	30	51	17	437	109.3





2021-22 SAN ANTONIO STATISTICS VS. DENVER

PLAYER	GP-GS	MIN	FG-ATT	FG%	3FG-ATT	3FG%	FT-FTA	FT%	OFF	DEF	TOT/AVG	AST	PF-D	STL	TO	BLK	PTS	AVG
K. Johnson	3-3	91.5	25-40	.625	5-12	.417	6-9	.667	0	16	16/5.3	6	9-7	3	2	0	61	20.3
D. Vassell	4-1	94.6	18-39	.462	8-19	.421	6-9	.667	3	19	22/5.5	9	4-5	4	1	3	50	12.5
L. Walker IV	4-0	88.7	16-35	.457	7-15	.467	10-11	.909	0	14	14/3.5	8	2-7	2	4	0	49	12.3
D. White	3-3	93.5	17-36	.472	4-17	.235	11-12	.917	0	10	10/3.3	15	5-13	4	5	4	49	16.3
J. Poeltl	4-4	96.3	18-27	.667	0-0	.000	8-18	.444	12	15	27/6.8	15	15-15	1	11	3	44	11.0
D. Murray	3-3	92.7	17-43	.395	4-13	.308	3-4	.750	4	18	22/7.3	19	9-6	5	14	1	41	13.7
T. Jones	4-1	69.9	10-19	.526	0-1	.000	6-8	.750	4	11	15/3.8	20	2-9	1	2	1	26	6.5
K. Bates-Diop	3-1	64.9	11-20	.550	2-5	.400	1-5	.200	6	10	16/5.3	2	8-4	2	4	0	25	8.3
D. McDermott	3-3	73.2	8-21	.381	4-13	.308	2-2	1.000	0	7	7/2.3	1	3-2	0	3	0	22	7.3
D. Eubanks	3-0	49.8	8-12	.667	1-1	1.000	3-3	1.000	3	10	13/4.3	4	6-6	0	5	3	20	6.7
J. Richardson	1-0	25.3	6-11	.545	4-5	.800	2-2	1.000	0	2	2/2.0	1	1-1	2	1	0	18	18.0
B. Forbes	3-0	36.3	6-18	.333	4-9	.444	1-1	1.000	1	2	3/1.0	3	2-2	0	4	0	17	5.7
Z. Collins	1-0	25.1	6-11	.545	0-0	.000	1-1	1.000	3	4	7/7.0	3	2-4	1	1	0	13	13.0
T. Young	3-0	29.4	4-11	.364	0-0	.000	1-2	.500	4	3	7/2.3	5	2-3	1	2	0	9	3.0
J. Primo	2-1	25.7	1-6	.167	0-1	.000	1-2	.500	0	4	4/2.0	4	0-2	0	1	1	3	1.5
J. Wieskamp	1-0	3.3	0-1	.000	0-1	.000	0-0	.000	0	1	1/1.0	0	0-0	0	0	0	0	0.0
TEAM	45-20	959.9	171-350	.489	43-112	.384	62-89	.697	40	146	186/46.5	115	70-86	26	60	16	447	111.8

2022-23 VS NUGGETS

2021-22 SEASON

PLAYOFFS

Nov. 5 at Denver

34-48 (.415)

Did not qualify

Nov. 7 at San Antonio

in Southwest

Mar. 10 at San Antonio

DATE	SITE	W/L	SCORE	DATE	SITE	W/L	SCORE	DATE	SITE	W/L	SCORE	DATE	SITE	W/L	SCORE	DATE	SITE	W/L	SCORE
11/3/96	SAS	W	88-79	12/18/01	DEN	L	93-102	1/10/07	DEN	L	83-92	3/4/12	SAS	W	99-94	1/30/18	SAS	L	104-106
1/3/97	DEN	L	91-93	12/21/01	SAS	L	74-109	2/20/07	SAS	L	80-95	11/17/12	SAS	L	100-126	2/13/18	DEN	W	117-109
3/15/97	DEN	W	121-105	3/11/02	DEN	L	78-93	4/18/07	SAS	W	100-77	12/18/12	DEN	W	112-106	2/23/18	DEN	W	122-119
4/8/97	SAS	L	90-96	4/10/02	SAS	L	79-87	12/15/07	SAS	L	91-102	3/27/13	SAS	L	99-100	12/26/18	SAS	L	103-111
10/31/97	DEN	L	96-107	11/26/02	DEN	W	85-81	1/3/08	DEN	W	80-77	4/10/13	DEN	W	96-86	12/28/18	DEN	W	102-99
12/16/97	DEN	L	85-99	11/27/02	SAS	L	68-99	3/7/08	DEN	W	109-96	11/5/13	DEN	L	94-102	3/4/19	SAS	L	103-104
1/7/98	SAS	L	89-96	2/6/03	DEN	L	74-83	3/10/08	SAS	L	103-107	3/26/14	SAS	L	103-108	4/3/19	DEN	W	113-85
4/19/98	SAS	L	82-96	2/18/03	SAS	L	76-101	11/19/08	SAS	W	91-81	3/28/14	DEN	L	102-133	2/10/20	DEN	W	127-120
3/7/99	DEN	L	96-106	10/29/03	DEN	W	80-72	12/4/08	DEN	L	91-108	12/14/14	DEN	L	91-99	8/5/20	SAS	W	132-126
3/13/99	SAS	L	61-92	1/5/04	DEN	L	74-98	2/3/09	DEN	W	104-96	1/20/15	DEN	L	99-109	1/29/21	SAS	L	109-119
3/23/99	SAS	L	82-112	2/28/04	SAS	L	92-117	12/5/09	SAS	W	106-99	3/6/15	SAS	L	111-120	4/7/21	DEN	W	106-96
3/25/99	DEN	L	65-86	4/14/04	SAS	L	67-93	1/31/10	SAS	W	103-89	4/3/15	SAS	L	93-123	4/9/21	DEN	W	121-119
11/27/99	SAS	L	87-106	11/26/04	DEN	L	75-89	2/11/10	DEN	L	92-111	11/18/15	SAS	L	98-109	10/22/21	DEN	W	102-96
12/18/99	DEN	W	86-84	1/8/05	SAS	L	90-99	4/10/10	DEN	L	85-104	11/27/15	DEN	L	80-91	12/9/21	SAS	L	111-123
2/9/00	DEN	L	97-106	3/12/05	SAS	W	90-87	12/16/10	DEN	L	112-113	12/26/15	SAS	L	86-101	12/11/21	SAS	W	127-112
3/18/00	SAS	L	82-102	4/1/05	DEN	W	102-84	12/22/10	SAS	L	103-109	4/8/16	DEN	W	102-98	4/5/22	DEN	L	97-116
11/24/00	DEN	W	102-92	11/1/05	SAS	L	91-102	1/16/11	SAS	L	97-110	1/5/17	DEN	L	99-127	--	--	--	--
12/14/00	SAS	W	102-96	12/31/05	DEN	L	88-98	3/23/11	DEN	W	115-112	1/19/17	SAS	L	104-118	--	--	--	--
4/5/01	DEN	L	80-101	1/22/06	SAS	W	89-85	1/7/12	SAS	L	117-121	2/4/17	SAS	L	97-121	--	--	--	--
4/14/01	SAS	L	95-111	3/22/06	DEN	W	104-92	2/23/12	DEN	L	99-114	1/13/18	SAS	L	80-112	--	--	--	--

* overtime





TORONTO RAPTORS



Owner Ryan Smith
 CEO of Utah Jazz Basketball Danny Ainge
 General Manager Justin Zanik
 Associate General Manager David Fizdale
 Vice President of Player Wellness Vice President of Player Wellness
 Vice President of Basketball Strategy Steven Schwartz
 Vice President of Player Personnel Bart Taylor
 Head Coach Will Hardy
 Assistant Coaches .. Alex Jensen, Lamar Skeeter, Bryan Bailey, Irving Roland, Jason Terry, Evan Bradds, Sean Sheldon
 Player Development Coaches Chris Jones, Sanjay Lumpkin
 Director of Performance Erik Phillips
 Head Athletic Trainer Jamal Cort
 Director of Performance Science Barnett Frank
 Director of Manual Therapy & Assistant Athletic Trainer Kristin Farrell
 Head Strength & Conditioning Coach Isaiah Wright
 Assistant Strength & Conditioning Coach Dantren Anderson
 Equipment Manager Adam Klauke
 Cable TV AT&T SportsNet: Craig Bolerjack, Thurl Bailey, Holly Rowe
 Radio KZNS (1280 AM/97.5 FM): David Locke, Ron Boone
 Team Address Zions Bank Basketball Campus 1420 S 500 W Salt Lake City, UT 84115
 Business Phone 801-325-2500

TORONTO PR STAFF

Chief Communication Officer
 Chris Barney
 Senior Vice President, Communications
 Frank Zang
 Sr. Vice President, Basketball Communications
 Derek Garduno (dgarduno@utahjazz.com)
 Director, Communications
 Madeline Wehler Crandall (madeline.crandall@utahjazz.com)
 Manager, Communications
 Danny Franks (danny.franks@utahjazz.com)
 Manager, Communications
 Olivia Hill
 Assistant, Basketball Communications
 Abbey Zepper
 Assistant, Basketball Communications
 Megan Zipfel

2021-22 SEASON SERIES RESULTS

Feb. 12 @ Toronto
 Mar. 12 vs. Denver
 Denver, 110-109
 Toronto, 127-115

2021-22 REGULAR SEASON VS. RAPTORS

DATE	SITE	TIME/RESULT
Feb. 12	Toronto	W, 110-109
Mar. 12	Denver	L, 115-127

2020-21 REGULAR SEASON VS. RAPTORS

DATE	SITE	RESULT
Mar. 24	Toronto	L, 111-135
Apr. 29	Denver	W, 121-111

SERIES HISTORY VS. RAPTORS

	ALL-TIME	STREAKS	LAST WIN	LAST LOSS
Overall	31-21	Loss 1	2/12/22	3/12/22
Home	18-8	Loss 1	4/29/21	3/12/22
Road	13-13	Won 1	2/12/22	3/24/21

2021-22 DENVER STATISTICS VS. TORONTO

PLAYER	GP-GS	MIN	FG-ATT	FG%	3FG-ATT	3FG%	FT-FTA	FT%	OFF	DEF	TOT/AVG	AST	PF-D	STL	TO	BLK	PTS	AVG
N. Jokic	2-2	65.5	19-29	.655	0-2	.000	16-19	.842	9	16	25/12.5	13	3-18	0	7	4	54	27.0
J. Green	2-2	54.7	12-17	.706	3-6	.500	5-8	.625	1	6	7/3.5	6	4-7	0	2	1	32	16.0
N. Hyland	2-1	44.0	10-23	.435	8-16	.500	0-1	.000	2	5	7/3.5	11	8-2	1	5	0	28	14.0
W. Barton	2-2	61.0	11-22	.500	4-8	.500	0-0	.000	1	7	8/4.0	6	5-0	1	6	0	26	13.0
B. Forbes	2-0	29.1	6-11	.545	3-7	.429	0-0	.000	0	3	3/1.5	1	1-0	0	1	0	15	7.5
J. Green	2-0	39.6	6-12	.500	1-5	.200	1-2	.500	2	5	7/3.5	0	6-2	1	4	1	14	7.0
A. Gordon	1-1	32.3	4-9	.444	2-3	.667	3-3	1.000	1	5	6/6.0	2	2-2	0	1	0	13	13.0
A. Rivers	2-0	43.9	4-8	.500	2-5	.400	2-2	1.000	2	4	6/3.0	7	3-1	1	2	0	12	6.0
D. Cousins	2-0	29.3	2-12	.167	0-2	.000	7-7	1.000	2	8	10/5.0	3	4-7	1	4	2	11	5.5
M. Morris	1-1	27.6	4-6	.667	0-1	.000	1-2	.500	0	2	2/2.0	6	0-1	0	1	0	9	9.0
F. Campazzo	2-0	24.4	2-8	.250	2-6	.333	0-0	.000	1	2	3/1.5	3	0-1	3	1	0	6	3.0
D. Reed	1-1	27.5	2-5	.400	0-3	.000	1-1	1.000	0	5	5/5.0	2	3-1	1	2	0	5	5.0
M. Howard	1-0	1.2	0-0	.000	0-0	.000	0-0	.000	0	0	0/0.0	0	0-0	0	0	0	0	0.0
TEAM	22-10	480.0	82-162	.506	25-64	.391	36-45	.800	21	68	89/44.5	60	39-42	9	36	8	225	112.5





2021-22 TORONTO STATISTICS VS. DENVER

PLAYER	GP-GS	MIN	FG-ATT	FG%	3FG-ATT	3FG%	FT-FTA	FT%	OFF	DEF	TOT/AVG	AST	PF-D	STL	TO	BLK	PTS	AVG
P. Siakam	2-2	77.9	28-44	.636	5-11	.455	7-8	.875	3	12	15/7.5	14	8-8	4	3	0	68	34.0
S. Barnes	2-2	69.3	18-34	.529	2-5	.400	4-8	.500	4	9	13/6.5	11	6-9	5	2	1	42	21.0
C. Boucher	2-0	45.6	9-18	.500	2-8	.250	5-7	.714	9	7	16/8.0	0	5-5	2	0	4	25	12.5
F. VanVleet	1-1	37.9	7-14	.500	6-11	.545	5-6	.833	0	5	5/5.0	5	1-3	1	3	0	25	25.0
G. Trent Jr.	2-2	68.9	7-25	.280	2-11	.182	3-5	.600	0	6	6/3.0	1	4-6	3	2	1	19	9.5
P. Achiuwa	2-1	31.2	5-12	.417	4-7	.571	1-1	1.000	2	3	5/2.5	0	4-2	0	2	0	15	7.5
K. Birch	2-0	38.8	5-9	.556	0-0	.000	2-2	1.000	6	3	9/4.5	4	4-2	1	1	0	12	6.0
O. Anunoby	1-1	37.3	4-16	.250	1-5	.200	0-0	.000	3	2	5/5.0	4	3-1	1	0	0	9	9.0
T. Young	1-0	22.7	4-6	.667	0-1	.000	1-1	1.000	1	2	3/3.0	3	2-1	3	1	0	9	9.0
D. Banton	2-0	26.9	2-6	.333	0-1	.000	2-4	.500	1	3	4/2.0	6	4-2	1	0	0	6	3.0
A. Brooks	1-1	21.5	1-4	.250	1-4	.250	0-0	.000	2	2	4/4.0	2	1-0	2	0	1	3	3.0
Y. Watanabe	1-0	1.0	1-1	1.000	1-1	1.000	0-0	.000	0	0	0/0.0	0	0-0	0	0	0	3	3.0
S. Mykhailiuk	1-0	1.0	0-1	.000	0-0	.000	0-0	.000	0	0	0/0.0	0	0-0	0	0	0	0	0.0
TEAM	20-10	480.0	91-190	.479	24-65	.369	30-42	.714	31	54	85/42.5	50	42-39	23	14	7	236	118.0

2022-23 VS NUGGETS

Mar. 6 at Denver
Mar. 14 at Toronto

2021-22 SEASON

48-34 (.585)
in Atlantic

PLAYOFFS

Lost to Philadelphia, 4-2

DATE	SITE	W/L	SCORE	DATE	SITE	W/L	SCORE	DATE	SITE	W/L	SCORE	DATE	SITE	W/L	SCORE	DATE	SITE	W/L	SCORE
11/11/96	TOR	W	104-93	11/15/02	TOR	L	79-84	3/14/08	DEN	W	137-105	12/3/12	DEN	W	113-110	11/11/17	DEN	W	129-111
2/25/97	DEN	L	122-124*	3/11/03	DEN	W	95-87	3/23/08	TOR	W	109-100	2/12/13	TOR	L	108-109	3/27/18	TOR	L	110-114
1/29/98	DEN	L	80-84	11/9/03	TOR	L	76-89	12/2/08	DEN	W	132-93	12/1/13	TOR	W	112-98	12/3/18	TOR	W	106-103
3/19/98	TOR	L	103-104*	12/30/03	DEN	L	74-81	12/31/08	TOR	W	114-107	1/31/14	DEN	L	90-100	12/16/18	DEN	W	95-86
11/24/99	DEN	W	109-94	11/17/04	DEN	W	112-106	11/17/09	DEN	W	130-112	12/8/14	TOR	L	107-112*	3/1/20	DEN	W	133-118
2/18/00	TOR	W	95-91	12/10/04	TOR	W	101-87	3/26/10	TOR	W	97-96	12/28/14	DEN	L	102-116	8/14/20	TOR	L	109-117
12/28/00	DEN	L	93-94	1/23/06	DEN	W	107-101	12/10/10	TOR	W	123-116	12/3/15	TOR	W	106-105	3/24/21	TOR	L	111-135
2/8/01	TOR	L	92-99	3/10/06	TOR	W	108-97	3/21/11	DEN	W	123-90	2/1/16	DEN	W	112-93	4/29/21	DEN	W	121-111
11/11/01	DEN	W	96-85	11/18/06	DEN	W	117-109	1/27/12	DEN	W	96-81	10/31/16	TOR	L	102-105	2/12/22	TOR	W	110-109
12/7/01	TOR	L	96-98*	3/23/07	TOR	L	94-121	3/28/12	TOR	L	96-105	11/18/16	DEN	L	111-113*	3/12/22	DEN	L	115-127

* overtime





UTAH JAZZ



Owner Ryan Smith
 CEO of Utah Jazz Basketball Danny Ainge
 General Manager Justin Zanik
 Associate General Manager David Fizdale
 Vice President of Player Wellness Vice President of Player Wellness
 Vice President of Basketball Strategy Steven Schwartz
 Vice President of Player Personnel Bart Taylor
 Head Coach Will Hardy
 Assistant Coaches .. Alex Jensen, Lamar Skeeter, Bryan Bailey, Irving Roland, Jason Terry, Evan Bradds, Sean Sheldon
 Player Development Coaches Chris Jones, Sanjay Lumpkin
 Director of Performance Erik Phillips
 Head Athletic Trainer Jamal Cort
 Director of Performance Science Barnett Frank
 Director of Manual Therapy & Assistant Athletic Trainer Kristin Farrell
 Head Strength & Conditioning Coach Isaiah Wright
 Assistant Strength & Conditioning Coach Dantren Anderson
 Equipment Manager Adam Klauke
 Cable TV AT&T SportsNet: Craig Bolerjack, Thurl Bailey, Holly Rowe
 Radio KZNS (1280 AM/97.5 FM): David Locke, Ron Boone
 Team Address Zions Bank Basketball Campus 1420 S 500 W Salt Lake City, UT 84115
 Business Phone 801-325-2500

UTAH PR STAFF

Chief Communication Officer
 Chris Barney

Senior Vice President, Communications
 Frank Zang

Sr. Vice President, Basketball Communications
 Derek Garduño (dgarduno@utahjazz.com)

Director, Communications
 Madeline Wehle Crandall (madeline.crandall@utahjazz.com)

Manager, Communications
 Danny Franks (danny.franks@utahjazz.com)

Manager, Communications
 Olivia Hill

Assistant, Basketball Communications
 Abbey Zepper

Assistant, Basketball Communications
 Megan Zipfel

2021-22 SEASON SERIES RESULTS

Oct.26 @ Utah Utah, 122-110
 Jan.5 vs. Denver Utah, 115-109
 Jan.16 vs. Denver Utah, 125-102
 Feb.2 @ Utah Utah, 108-104

2021-22 REGULAR SEASON VS. JAZZ		
DATE	SITE	TIME/RESULT
Oct.26	Utah	L, 110-122
Jan.5	Denver	L, 109-115
Jan.16	Denver	L, 102-125
Feb.2	Utah	L, 104-108

2020-21 REGULAR SEASON VS. JAZZ		
DATE	SITE	RESULT
Jan.17	Denver	L, 105-109
Jan.31	Denver	W, 128-117
May.7	Utah	L, 120-127

SERIES HISTORY VS. JAZZ				
	ALL-TIME	STREAKS	LAST WIN	LAST LOSS
Overall	84-121	Loss 5	1/31/21	2/2/22
Home	63-40	Loss 2	1/31/21	1/16/22
Road	21-81	Loss 3	2/5/20	2/2/22





2021-22 DENVER STATISTICS VS. UTAH

PLAYER	GP-GS	MIN	FG-ATT	FG%	3FG-ATT	3FG%	FT-FTA	FT%	OFF	DEF	TOT/AVG	AST	PF-D	STL	TO	BLK	PTS	AVG
N. Jokic	3-3	89.0	28-44	.636	6-11	.545	13-16	.813	6	36	42/14.0	31	8-18	2	9	2	75	25.0
W. Barton	4-4	146.5	28-66	.424	6-21	.286	9-13	.692	2	17	19/4.8	16	7-15	3	9	6	71	17.8
M. Morris	4-3	125.1	28-52	.538	10-23	.435	1-1	1.000	1	9	10/2.5	11	2-7	3	4	1	67	16.8
A. Gordon	3-3	99.5	25-39	.641	3-12	.250	4-6	.667	3	14	17/5.7	7	8-6	2	6	1	57	19.0
B. Forbes	1-0	30.0	10-13	.769	4-5	.800	2-3	.667	0	1	1/1.0	2	2-3	0	1	0	26	26.0
N. Hyland	3-0	77.2	10-27	.370	6-18	.333	0-0	.000	0	8	8/2.7	11	9-0	0	5	2	26	8.7
J. Green	3-2	60.2	7-14	.500	0-2	.000	6-7	.857	2	4	6/2.0	3	6-6	0	0	1	20	6.7
D. Reed	3-0	61.3	8-14	.571	4-8	.500	0-0	.000	1	7	8/2.7	5	9-1	2	0	0	20	6.7
J. Green	3-0	50.0	5-14	.357	0-4	.000	6-6	1.000	4	7	11/3.7	2	8-4	5	1	1	16	5.3
M. Porter Jr.	1-1	38.6	5-18	.278	3-11	.273	0-0	.000	1	8	9/9.0	2	3-0	2	1	0	13	13.0
F. Campazzo	3-1	57.8	3-14	.214	1-8	.125	3-4	.750	0	5	5/1.7	6	10-2	1	4	0	10	3.3
Z. Nnaji	2-1	38.9	4-8	.500	0-3	.000	2-2	1.000	3	7	10/5.0	1	8-1	0	4	1	10	5.0
A. Rivers	3-2	59.5	4-14	.286	0-8	.000	0-0	.000	0	5	5/1.7	2	2-2	1	2	1	8	2.7
B. Bol	1-0	3.6	1-1	1.000	0-0	.000	0-0	.000	0	1	1/1.0	0	0-0	0	1	0	2	2.0
P. Dozier	1-0	16.6	1-4	.250	0-0	.000	0-0	.000	1	1	2/2.0	0	3-2	0	1	0	2	2.0
J. Ennis III	1-0	2.8	1-2	.500	0-0	.000	0-1	.000	0	0	0/0.0	0	0-1	0	0	0	2	2.0
R. Tucker	1-0	3.5	0-1	.000	0-1	.000	0-0	.000	0	1	1/1.0	3	1-0	0	0	0	0	0.0
TEAM	40-20	959.9	168-345	.487	43-135	.319	46-59	.780	24	131	155/38.8	102	86-68	21	48	16	425	106.3

2021-22 UTAH STATISTICS VS. DENVER

PLAYER	GP-GS	MIN	FG-ATT	FG%	3FG-ATT	3FG%	FT-FTA	FT%	OFF	DEF	TOT/AVG	AST	PF-D	STL	TO	BLK	PTS	AVG
B. Bogdanovic	4-4	134.3	30-65	.462	3-18	.167	24-28	.857	2	24	26/6.5	11	5-18	4	2	0	87	21.8
D. Mitchell	3-3	105.9	28-66	.424	6-30	.200	8-10	.800	2	7	9/3.0	13	7-11	4	8	0	70	23.3
M. Conley	4-4	111.1	19-40	.475	10-19	.526	2-2	1.000	2	8	10/2.5	22	3-6	6	6	3	50	12.5
J. Clarkson	3-0	81.1	16-37	.432	9-24	.375	7-7	1.000	1	9	10/3.3	6	8-4	2	3	1	48	16.0
R. O'Neale	4-4	131.3	17-32	.531	7-18	.389	3-3	1.000	4	16	20/5.0	9	8-7	5	0	2	44	11.0
R. Gobert	2-2	68.2	14-15	.933	0-0	.000	13-23	.565	10	25	35/17.5	2	6-14	0	7	3	41	20.5
R. Gay	3-0	76.0	14-30	.467	5-15	.333	7-11	.636	6	12	18/6.0	2	9-11	3	2	2	40	13.3
T. Forrest	3-1	54.1	6-7	.857	1-1	1.000	5-6	.833	1	7	8/2.7	9	6-6	1	0	1	18	6.0
E. Paschall	4-0	54.1	7-12	.583	2-6	.333	2-3	.667	1	10	11/2.8	3	2-3	1	3	0	18	4.5
J. Ingles	2-0	48.3	5-11	.455	4-9	.444	2-2	1.000	0	9	9/4.5	9	4-1	1	0	1	16	8.0
U. Azubuike	2-2	37.3	6-10	.600	0-0	.000	1-1	1.000	3	8	11/5.5	0	4-2	1	1	3	13	6.5
J. Butler	2-0	31.2	5-12	.417	0-5	.000	0-0	.000	0	0	0/0.0	3	2-0	0	3	2	10	5.0
H. Whiteside	1-0	14.8	4-6	.667	0-0	.000	2-2	1.000	1	3	4/4.0	0	4-3	0	1	1	10	10.0
E. Hughes	1-0	10.6	2-4	.500	1-3	.333	0-0	.000	0	1	1/1.0	0	0-0	0	0	0	5	5.0
D. Valentine	1-0	1.6	0-0	.000	0-0	.000	0-0	.000	0	1	1/1.0	0	0-0	0	0	0	0	0.0
TEAM	39-20	960.0	173-347	.499	48-148	.324	76-98	.776	33	140	173/43.3	89	68-86	28	36	19	470	117.5

2022-23 VS NUGGETS

Oct. 19 at Utah
 Oct. 28 at Denver
 Dec. 10 at Denver
 Apr. 8 at Utah

2021-22 SEASON

49-33 (.598)
 in Northwest

PLAYOFFS

Lost to Dallas, 4-2

DATE	SITE	W/L	SCORE	DATE	SITE	W/L	SCORE	DATE	SITE	W/L	SCORE	DATE	SITE	W/L	SCORE	DATE	SITE	W/L	SCORE
11/27/96	UTA	L	103-107	2/20/02	DEN	L	99-110	1/26/07	UTA	L	111-116	1/15/12	DEN	L	96-106	12/3/16	UTA	L	98-105
12/7/96	DEN	L	91-104	3/4/02	UTA	L	82-100	2/23/07	DEN	L	104-114	3/23/12	UTA	L	102-121	1/24/17	DEN	W	103-93
1/28/97	UTA	L	99-114	4/2/02	DEN	W	98-90	4/11/07	UTA	W	115-106	11/9/12	DEN	W	104-84	10/18/17	UTA	L	96-106
3/23/97	DEN	L	103-120	11/20/02	DEN	L	79-96	1/17/08	DEN	W	120-109	11/26/12	UTA	L	103-105	11/28/17	UTA	L	77-106
11/1/97	UTA	L	84-102	1/15/03	DEN	L	81-92	2/6/08	DEN	L	115-118*	1/5/13	DEN	W	110-91	12/26/17	DEN	W	107-83
11/7/97	DEN	L	89-91	2/22/03	UTA	L	89-99	3/3/08	UTA	L	105-132	4/3/13	UTA	W	113-96	1/5/18	DEN	W	99-91
12/30/97	DEN	L	99-132	3/18/03	UTA	L	81-99	4/12/08	UTA	L	97-124	11/11/13	UTA	W	100-81	11/3/18	DEN	W	103-88
4/3/98	UTA	L	75-97	1/9/04	DEN	W	106-96	10/29/08	UTA	L	94-98	12/13/13	DEN	L	93-103	1/23/19	UTA	L	108-114
2/18/99	UTA	L	86-97	1/20/04	UTA	W	96-75	1/25/09	DEN	W	117-97	1/13/14	UTA	L	103-118	2/28/19	DEN	L	104-111
2/24/99	DEN	W	97-87	3/14/04	DEN	W	102-75	3/6/09	UTA	L	91-97	4/12/14	DEN	W	101-94	4/9/19	UTA	L	108-118
3/11/99	UTA	L	89-94	3/27/04	UTA	L	83-85	4/2/09	DEN	W	114-104	12/1/14	UTA	W	103-101	1/30/20	DEN	W	106-100
1/3/00	UTA	L	89-109	11/6/04	DEN	L	82-107	10/28/09	DEN	W	114-105	2/27/15	DEN	L	82-104	2/5/20	UTA	W	98-95
3/21/00	UTA	L	83-96	11/8/04	UTA	L	91-102	1/2/10	UTA	W	105-95	3/27/15	DEN	W	107-91	8/8/20	DEN	W	134-132**
4/1/00	DEN	W	112-92	2/8/05	DEN	W	97-87	1/17/10	UTA	L	119-112	4/1/15	UTA	L	84-98	1/17/21	DEN	L	105-109
4/18/00	DEN	W	105-104*	3/30/05	UTA	W	109-98	2/6/10	UTA	L	106-116	11/5/15	DEN	L	84-96	1/31/21	DEN	W	128-117
11/22/00	UTA	L	78-116	1/20/06	DEN	W	113-83	10/27/10	DEN	W	110-88	12/18/15	UTA	L	88-97	5/7/21	UTA	L	120-127
1/5/01	DEN	W	100-87	2/1/06	UTA	L	90-103	2/4/11	DEN	L	106-113	2/3/16	UTA	L	81-85	10/26/21	UTA	L	110-122
1/25/01	UTA	L	96-98	3/29/06	DEN	L	104-115	3/3/11	UTA	W	103-101	4/10/16	DEN	L	84-100	1/5/22	DEN	L	109-115
1/29/01	DEN	L	91-97	4/12/06	UTA	L	83-104	4/13/11	UTA	L	103-107	11/20/16	DEN	W	105-91	1/16/22	DEN	L	102-125
1/14/02	UTA	L	97-106	1/6/07	DEN	L	84-96	12/28/11	DEN	W	117-100	11/23/16	UTA	L	83-108	2/2/22	UTA	L	104-108

* overtime





WASHINGTON WIZARDS



Owner E. Stanley Kroenke
 President and Governor Josh Kroenke
 President of Basketball Operations Tim Connelly
 General Manager Calvin Booth
 Assistant General Manager Tommy Balcetis
 Vice President of Basketball Administration Lisa Johnson
 Director of Player Engagement Wayne Watts
 Head Coach Michael Malone
 Assistant Coaches .. David Adelman, Jordi Fernandez, Popeye Jones, Ryan Bowen, Charles Klask, John Beckett
 Advance Scout/Assistant Coach Elvis Valcarcel
 Director Player Development Ognjen Stojakovic
 Head Athletic Trainer Dan Shimensky
 Dir. of Perf./Head Strength and Conditioning Coach Felipe Eichenberger
 Director of Sports Science/Physical Therapist Matt Tuttle
 Equipment Manager Sparky Gonzales
 Address 1000 Chopper Circle Denver, CO 80204
 Arena (capacity) Ball Arena (19,520)
 Television .. Altitude Sports & Entertainment, Chris Marlowe, Scott Hastings, Chris Dempsey, Vic Lombardi, Katy Winge
 Radio Altitude Radio Network – 92.5 FM, Jason Kosmicki

WASHINGTON PR STAFF

Director, Media Relations
 Nick O'Hayre (nick.ohayre@nuggets.com)

Manager, Media Relations
 Cody Wise (cody.wise@nuggets.com)

Coordinator, Media Relations
 Steven Blevins (steven.blevins@nuggets.com)

2021-22 SEASON SERIES RESULTS

Dec.13 vs. Denver Denver, 113-107
 Mar.16 @ Washington Denver, 127-109

2021-22 REGULAR SEASON VS. WIZARDS			2020-21 REGULAR SEASON VS. WIZARDS			SERIES HISTORY VS. WIZARDS				
DATE	SITE	TIME/RESULT	DATE	SITE	RESULT	ALL-TIME	STREAKS	LAST WIN	LAST LOSS	
Dec.13	Denver	W, 113-107	Feb.17	Washington	L, 128-130	Overall	55-41	Won 2	3/16/22	2/25/21
Mar.16	Washington	W, 127-109	Feb.25	Denver	L, 110-112	Home	29-19	Won 1	12/13/21	2/25/21
						Road	26-22	Won 1	3/16/22	2/17/21

2021-22 DENVER STATISTICS VS. WASHINGTON

PLAYER	GP-GS	MIN	FG-ATT	FG%	3FG-ATT	3FG%	FT-FTA	FT%	OFF	DEF	TOT/AVG	AST	PF-D	STL	TO	BLK	PTS	AVG
N. Jokic	2-2	56.9	19-28	.679	3-4	.750	16-18	.889	4	28	32/16.0	17	2-14	5	7	2	57	28.5
M. Morris	2-2	62.6	14-25	.560	6-14	.429	3-4	.750	0	7	7/3.5	9	5-2	1	1	0	37	18.5
A. Gordon	2-2	61.6	12-27	.444	2-6	.333	4-5	.800	3	4	7/3.5	3	4-5	0	2	1	30	15.0
N. Hyland	2-0	43.7	8-17	.471	2-7	.286	5-5	1.000	0	8	8/4.0	5	3-5	1	3	0	23	11.5
J. Green	2-2	48.4	6-9	.667	1-1	1.000	6-6	1.000	0	9	9/4.5	1	3-6	1	2	0	19	9.5
D. Cousins	1-0	20.5	6-12	.500	1-4	.250	1-2	.500	1	4	5/5.0	3	5-1	0	1	1	14	14.0
A. Rivers	1-0	21.2	4-7	.571	2-4	.500	3-3	1.000	1	2	3/3.0	2	1-2	0	1	0	13	13.0
M. Howard	2-0	13.6	4-7	.571	4-5	.800	0-0	.000	0	0	0/0.0	0	5-0	0	1	0	12	6.0
B. Forbes	1-0	17.2	3-9	.333	3-8	.375	1-1	1.000	0	0	0/0.0	0	2-1	0	0	0	10	10.0
F. Campazzo	2-0	28.7	2-9	.222	0-5	.000	4-4	1.000	0	3	3/1.5	6	4-3	2	2	0	8	4.0
V. Cancar	1-0	8.7	2-3	.667	1-1	1.000	0-0	.000	0	0	0/0.0	1	1-1	0	1	1	5	5.0
W. Barton	1-1	26.0	1-6	.167	0-4	.000	2-2	1.000	0	2	2/2.0	5	2-1	2	0	0	4	4.0
Z. Nnaji	1-0	19.1	1-3	.333	0-2	.000	2-2	1.000	0	4	4/4.0	2	2-2	1	0	0	4	4.0
J. Green	1-0	27.3	1-3	.333	0-1	.000	0-0	.000	3	2	5/5.0	1	4-0	0	1	0	2	2.0
D. Reed	2-1	24.8	0-4	.000	0-3	.000	2-2	1.000	0	5	5/2.5	1	1-1	2	0	0	2	1.0
TEAM	23-10	479.9	83-169	.491	25-69	.362	49-54	.907	12	78	90/45.0	56	44-44	15	22	5	240	120.0





2021-22 WASHINGTON STATISTICS VS. DENVER

PLAYER	GP-GS	MIN	FG-ATT	FG%	3FG-ATT	3FG%	FT-FTA	FT%	OFF	DEF	TOT/AVG	AST	PF-D	STL	TO	BLK	PTS	AVG
K. Caldwell-Pope	2-2	57.3	9-26	.346	5-15	.333	2-4	.500	2	5	7/3.5	3	3-3	3	2	1	25	12.5
D. Avdija	2-1	44.8	9-17	.529	0-5	.000	5-6	.833	1	9	10/5.0	4	4-4	3	2	1	23	11.5
D. Bertans	1-0	31.4	8-13	.615	5-9	.556	0-0	.000	0	5	5/5.0	0	5-0	1	0	1	21	21.0
B. Beal	1-1	38.8	8-19	.421	2-5	.400	1-3	.333	1	2	3/3.0	10	4-1	0	2	1	19	19.0
C. Kispert	2-1	53.4	7-13	.538	3-7	.429	2-4	.500	3	3	6/3.0	2	2-4	1	2	1	19	9.5
A. Holiday	1-0	14.9	6-8	.750	1-1	1.000	5-6	.833	0	6	6/6.0	1	4-3	1	0	0	18	18.0
K. Porzingis	1-1	23.2	5-10	.500	0-2	.000	6-9	.667	4	3	7/7.0	1	3-7	0	2	3	16	16.0
D. Gafford	2-1	34.9	4-8	.500	0-0	.000	5-6	.833	2	6	8/4.0	2	7-5	0	2	2	13	6.5
R. Hachimura	1-0	27.1	6-15	.400	0-5	.000	0-0	.000	2	5	7/7.0	3	3-0	2	0	0	12	12.0
T. Bryant	1-0	10.9	3-4	.750	0-1	.000	3-4	.750	0	1	1/1.0	1	1-2	0	0	1	9	9.0
S. Dinwiddie	1-1	24.4	3-8	.375	0-2	.000	3-5	.600	1	4	5/5.0	3	4-4	0	4	0	9	9.0
R. Neto	2-1	34.8	3-6	.500	0-1	.000	3-3	1.000	0	5	5/2.5	8	2-6	0	2	0	9	4.5
M. Harrell	1-0	27.0	4-7	.571	0-0	.000	0-2	.000	1	5	6/6.0	3	0-2	0	0	0	8	8.0
I. Smith	1-0	22.9	3-12	.250	1-1	1.000	0-0	.000	1	1	2/2.0	2	1-2	2	0	1	7	7.0
K. Kuzma	1-1	26.6	3-10	.300	0-3	.000	0-0	.000	1	8	9/9.0	7	1-1	1	2	0	6	6.0
T. Satoransky	1-0	4.6	1-1	1.000	0-0	.000	0-0	.000	0	1	1/1.0	1	0-0	0	0	0	2	2.0
A. Gill	1-0	3.2	0-0	.000	0-0	.000	0-0	.000	0	1	1/1.0	0	0-0	0	0	1	0	0.0
TEAM	22-10	480.0	82-177	.463	17-57	.298	35-52	.673	19	70	89/44.5	51	44-44	14	20	13	216	108.0

2022-23 VS NUGGETS

Dec. 14 at Denver
Mar. 22 at Washington

2021-22 SEASON

35-47 (.427)
in Southeast

PLAYOFFS

Did not qualify

DATE	SITE	W/L	SCORE	DATE	SITE	W/L	SCORE	DATE	SITE	W/L	SCORE	DATE	SITE	W/L	SCORE	DATE	SITE	W/L	SCORE
12/13/96	WAS	L	104-108	3/26/02	WAS	L	87-103	12/18/06	DEN	W	117-108	1/18/13	DEN	L	108-112	10/23/17	DEN	L	104-109
2/5/97	DEN	W	106-104	1/20/03	WAS	L	74-89	11/9/07	WAS	W	118-92	2/22/13	WAS	L	113-119	3/23/18	WAS	W	108-100
11/4/97	DEN	L	96-120	3/30/03	DEN	W	88-72	2/8/08	DEN	W	111-100	12/9/13	WAS	W	75-74	3/21/19	WAS	W	113-108
3/17/98	WAS	W	90-89	11/21/03	DEN	W	108-87	2/6/09	WAS	W	124-103	3/23/14	DEN	W	105-102	3/31/19	DEN	L	90-95
3/27/99	DEN	L	100-112	3/9/04	WAS	W	117-87	3/20/09	DEN	W	116-105	12/5/14	WAS	L	89-119	11/26/19	DEN	W	117-104
3/23/00	DEN	L	86-100	12/8/04	WAS	W	111-105	2/19/10	WAS	L	97-107	1/25/15	DEN	L	115-117*	1/4/20	WAS	L	114-128
3/29/00	WAS	W	101-93	3/22/05	DEN	W	127-98	3/16/10	DEN	W	97-87	1/28/16	WAS	W	117-113	2/17/21	WAS	L	128-130
2/3/01	WAS	W	105-100	11/22/05	WAS	W	108-105	1/25/11	WAS	W	120-109	3/12/16	DEN	W	116-100	2/25/21	DEN	L	110-112
2/18/01	DEN	L	98-101	12/21/05	DEN	L	110-116	3/25/11	DEN	W	114-94	12/8/16	WAS	L	85-92	12/13/21	DEN	W	113-107
3/20/02	DEN	L	75-107	12/13/06	WAS	L	91-120	1/20/12	WAS	W	108-104	3/8/17	DEN	L	113-123	3/16/22	WAS	W	127-109

* overtime



2021-22 FINAL NBA STANDINGS



EASTERN CONFERENCE

ATLANTIC

	DIV	GAMES	W-L	PCT	GB	CONF	DIV	HOME	AWAY	L10	STRK	LEAGUE	CONF
Philadelphia 76ers	1	72	49-23	.681	0	31-11	10-2	29-7	20-16	8-2	W2	3	1
Brooklyn Nets	2	72	48-24	.667	1.0	26-16	8-4	28-8	20-16	6-4	W5	4	2
New York Knicks	3	72	41-31	.569	8.0	25-17	4-8	25-11	16-20	7-3	W3	12	4
Boston Celtics	4	72	36-36	.500	13.0	20-22	4-8	21-15	15-21	4-6	L1	16	7
Toronto Raptors	5	72	27-45	.375	22.0	17-25	4-8	16-20	11-25	1-9	L7	24	12

CENTRAL

	DIV	GAMES	W-L	PCT	GB	CONF	DIV	HOME	AWAY	L10	STRK	LEAGUE	CONF
Milwaukee Bucks	1	72	46-26	.639	3.0	30-12	11-1	26-10	20-16	8-2	L1	7	3
Indiana Pacers	2	72	34-38	.472	15.0	20-22	7-5	13-23	21-15	5-5	W1	17	9
Chicago Bulls	3	72	31-41	.431	18.0	21-21	7-5	15-21	16-20	5-5	W1	22	11
Cleveland Cavaliers	4	72	22-50	.306	27.0	16-26	4-8	13-23	9-27	1-9	L2	26	13
Detroit Pistons	5	72	20-52	.278	29.0	12-30	1-11	13-23	7-29	1-9	L5	29	15

SOUTHEAST

	DIV	GAMES	W-L	PCT	GB	CONF	DIV	HOME	AWAY	L10	STRK	LEAGUE	CONF
Atlanta Hawks	1	72	41-31	.569	8.0	24-18	9-3	25-11	16-20	7-3	W4	11	5
Miami Heat	2	72	40-32	.556	9.0	24-18	6-6	21-15	19-17	8-2	W1	13	6
Washington Wizards	3	72	34-38	.472	15.0	16-26	3-9	19-17	15-21	6-4	W2	18	8
Charlotte Hornets	4	72	33-39	.458	16.0	20-22	8-4	18-18	15-21	3-7	L5	20	10
Orlando Magic	5	72	21-51	.292	28.0	13-29	4-8	11-25	10-26	2-8	L7	28	14

WESTERN CONFERENCE

NORTHWEST

	DIV	GAMES	W-L	PCT	GB	CONF	DIV	HOME	AWAY	L10	STRK	LEAGUE	CONF
Utah Jazz	1	72	52-20	.722	0	28-14	7-5	31-5	21-15	7-3	W2	1	1
Denver Nuggets	2	72	47-25	.653	5.0	26-16	9-3	25-11	22-14	6-4	L1	5	3
Portland Trail Blazers	3	72	42-30	.583	10.0	23-19	6-6	20-16	22-14	8-2	W1	10	6
Minnesota Timberwolves	4	72	23-49	.319	29.0	15-27	5-7	13-23	10-26	5-5	W1	25	13
Oklahoma City Thunder	5	72	22-50	.306	30.0	12-30	3-9	10-26	12-24	1-9	W1	27	14

PACIFIC

	DIV	GAMES	W-L	PCT	GB	CONF	DIV	HOME	AWAY	L10	STRK	LEAGUE	CONF
Phoenix Suns	1	72	51-21	.708	1.0	30-12	7-5	27-9	24-12	7-3	W3	2	2
LA Clippers	2	72	47-25	.653	5.0	27-15	9-3	26-10	21-15	4-6	L2	6	4
Los Angeles Lakers	3	72	42-30	.583	10.0	25-17	4-8	21-15	21-15	6-4	W5	9	7
Golden State Warriors	4	72	39-33	.542	13.0	25-17	5-7	25-11	14-22	8-2	W6	14	8
Sacramento Kings	5	72	31-41	.431	21.0	18-24	5-7	16-20	15-21	6-4	L3	23	12

SOUTHWEST

	DIV	GAMES	W-L	PCT	GB	CONF	DIV	HOME	AWAY	L10	STRK	LEAGUE	CONF
Dallas Mavericks	1	72	42-30	.583	10.0	21-21	7-5	21-15	21-15	7-3	L1	8	5
Memphis Grizzlies	2	72	38-34	.528	14.0	19-23	6-6	18-18	20-16	6-4	L1	15	9
San Antonio Spurs	3	72	33-39	.458	19.0	17-25	6-6	14-22	19-17	2-8	L4	19	10
New Orleans Pelicans	4	72	31-41	.431	21.0	18-24	6-6	18-18	13-23	4-6	L4	21	11
Houston Rockets	5	72	17-55	.236	35.0	11-31	5-7	9-27	8-28	2-8	L1	30	15



2021-22 NBA INDIVIDUAL LEADERS



POINTS PER GAME						REBOUNDS PER GAME						ASSISTS PER GAME						
TEAM	G	FG	FT	PTS	AVG	TEAM	G	OFF	DEF	TOT	AVG	TEAM	G	AST	AVG			
1 J. Embiid	PHI	68	666	654	2,079	30.6	1 R. Gobert	UTA	66	241	727	968	14.7	1 C. Paul	PHX	65	702	10.8
2 G. Antetokounmpo	MIL	67	689	553	2,002	29.9	2 N. Jokic	DEN	74	206	813	1,019	13.8	2 J. Harden	BKN, PHI	65	667	10.3
3 L. Dončić	DAL	65	641	364	1,847	28.4	3 D. Sabonis	IND, SAC	62	201	551	752	12.1	3 T. Young	ATL	76	737	9.7
4 T. Young	ATL	76	711	500	2,155	28.4	4 C. Capela	ATL	74	279	598	877	11.9	4 D. Murray	SAS	68	627	9.2
5 D. DeRozan	CHI	76	774	520	2,118	27.9	5 J. Embiid	PHI	68	146	650	796	11.7	5 L. Dončić	DAL	65	568	8.7
6 N. Jokic	DEN	74	764	379	2,004	27.1	6 G. Antetokounmpo	MIL	67	134	644	778	11.6	6 D. Garland	CLE	68	583	8.6
7 J. Tatum	BOS	76	708	400	2,046	26.9	7 J. Valanciunas	NOP	74	226	617	843	11.4	7 T. Haliburton	SAC, IND	77	628	8.2
8 D. Booker	PHX	68	662	315	1,822	26.8	8 N. Vucevic	CHI	73	142	662	804	11.0	8 N. Jokic	DEN	74	584	7.9
9 D. Mitchell	UTA	67	617	267	1,733	25.9	9 W. Carter Jr.	ORL	62	139	509	648	10.5	9 LaMelo Ball	CHA	75	571	7.6
10 Stephen Curry	GSW	64	535	275	1,630	25.5	10 D. Ayton	PHX	58	149	444	593	10.2	10 K. Lowry	MIA	63	474	7.5
11 K. Towns	MIN	74	642	384	1,818	24.6	11 C. Wood	HOU	66	110	576	686	10.1	11 D. Russell	MIN	65	460	7.1
12 Z. LaVine	CHI	67	565	320	1,635	24.4	12 S. Adams	MEM	76	349	411	760	10.0	12 R. Westbrook	LAL	78	550	7.1
13 J. Brown	BOS	66	576	241	1,559	23.6	13 J. Randle	NYK	72	125	591	716	9.9	13 J. Holiday	MIL	67	457	6.8
14 D. Fox	SAC	59	516	261	1,370	22.1	14 K. Towns	MIN	74	194	533	727	9.8	14 F. VanVleet	TOR	65	434	6.7
15 P. Siakam	TOR	68	596	284	1,551	22.8	15 R. Williams	BOS	61	238	350	588	9.6	15 Stephen Curry	GSW	64	404	6.3
16 C. McCollum	POR, NOP	62	536	116	1,370	22.1	16t J. Poeltl	SAS	68	262	372	634	9.3	16 K. Porter Jr.	HOU	61	376	6.2
17 J. Harden	BKN, PHI	65	407	470	1,432	22.0	17t A. Drummond	PHI, BKN	73	229	451	680	9.3	17 M. Smart	BOS	71	417	5.9
18 D. Garland	CLE	68	542	215	1,473	21.7	18 B. Porisic	MIL	72	180	477	657	9.1	18 G. Antetokounmpo	MIL	67	388	5.8
19 A. Edwards	MIN	54	549	220	1,533	21.3	19 D. Dončić	DAL	65	56	537	593	9.1	19 C. Anthony	ORL	65	369	5.7
20 D. Murray	SAS	68	573	196	1,438	21.1	20 I. Stewart	DET	71	226	391	617	8.7	20 D. Fox	SAC	59	330	5.6

FIELD GOAL PCT.					3-PT FG PCT.					FREE THROW PCT.							
TEAM	G	FG	FGA	PCT	TEAM	G	3FG	3GA	PCT	TEAM	G	FT	FTA	PCT			
1 R. Gobert	UTA	66	352	508	71.260	1 L. Kennard	LAC	70	190	423	44.917	1 J. Poole	GSW	76	246	266	92.481
2 J. Allen	CLE	56	369	545	67.706	2 D. Bane	MEM	76	228	523	43.595	2 Stephen Curry	GSW	64	275	298	92.282
3 M. Harrell	WAS, CHA	71	358	555	64.505	3 T. Maxey	PHI	75	132	309	42.718	3 K. Durant	BKN	55	372	409	90.954
4 D. Ayton	PHX	58	442	697	63.415	4 C. Johnson	PHX	66	166	391	42.455	4 T. Young	ATL	76	500	553	90.416
5 I. Zubac	LAC	76	310	495	62.626	5 Lonz Ball	CHI	35	110	260	42.308	5 D. Gallinari	ATL	66	141	156	90.385
6 J. Poeltl	SAS	68	410	663	61.840	6 Seth Curry	PHI, BKN	64	158	374	42.246	6 D. Bane	MEM	76	140	155	90.323
7 C. Capela	ATL	74	370	604	61.258	7 D. McDermott	SAS	51	108	256	42.188	7 D. Garland	CLE	68	215	241	89.212
8 N. Jokic	DEN	74	764	1311	58.276	8 N. Powell	POR, LAC	45	106	253	41.897	8 K. Middleton	MIL	66	259	291	89.003
9 D. Sabonis	IND, SAC	62	443	773	57.309	9 K. Irving	BKN	29	100	239	41.841	9 K. Caldwell-Pope	WAS	77	137	154	89.961
10 B. Adebayo	MIA	56	406	729	55.833	10 J. Richardson	BOS, SAS	65	102	246	41.463	10 T. Quikley	NYK	78	177	201	88.000
11 G. Antetokounmpo	MIL	67	689	1245	55.341	11 T. Haliburton	SAC, IND	77	161	389	41.388	11 D. Lillard	POR	29	159	181	87.845
12 J. Valanciunas	NOP	74	510	938	54.371	12 B. Forbes	SAS, DEN	75	122	295	41.356	12 D. DeRozan	CHI	76	520	593	87.690
13 J. Nurkic	POR	56	321	600	53.500	13 P. Pritchard	BOS	71	101	245	41.224	13 J. Harden	BKN, PHI	65	470	536	87.687
14 Mikal Bridges	PHX	82	458	858	53.380	14 E. Gordon	HOU	57	124	301	41.196	14 F. VanVleet	TOR	65	194	222	87.387
15 A. Davis	LAL	40	370	695	53.237	15 J. Holiday	MIL	67	132	321	41.121	15 LaMelo Ball	CHA	75	212	243	87.243
16 K. Towns	MIN	74	642	1214	52.883	16 G. Williams	BOS	77	106	258	41.085	16 M. Morris Sr.	LAC	54	129	148	87.162
17 J. Collins	ATL	54	339	644	52.640	17 K. Towns	MIN	74	150	366	40.984	17 J. Butler	MIA	57	396	455	87.033
18 W. Carter Jr.	ORL	62	359	684	52.485	18 M. Strus	MIA	68	181	442	40.950	18 L. Markkanen	CLE	61	138	159	86.792
19 L. James	LAL	56	640	1221	52.416	19 G. Allen	MIL	66	159	389	40.874	19 D. Booker	PHX	68	315	363	86.777
20 A. Gordon	DEN	75	434	834	52.038	20 M. Conley	UTA	72	169	414	40.821	20 T. Herro	MIA	66	190	219	86.758

STEALS PER GAME					BLOCKS PER GAME					MINUTES PER GAME				
TEAM	G	STL	AVG	TEAM	G	BLK	AVG	TEAM	G	MIN	AVG			
1 D. Murray	SAS	68	138	2.03	1 J. Jackson Jr.	MEM	78	177	2.27	1t P. Siakam	TOR	68	2,578	37.9
2 C. Paul	PHX	65	121	1.86	2 R. Williams	BOS	61	134	2.20	2t F. VanVleet	TOR	65	2,462	37.9
3t G. Trent Jr.	TOR	70	122	1.74	3 R. Gobert	UTA	66	137	2.08	3 J. Harden	BKN, PHI	65	2,420	37.2
4t M. Thybulle	PHI	66	115	1.74	4 M. Robinson	NYK	72	133	1.85	4 D. DeRozan	CHI	76	2,743	36.1
5t T. Haliburton	SAC, IND	77	134	1.74	5 J. Poeltl	SAS	68	118	1.74	5 J. Tatum	BOS	76	2,731	35.9
6 F. VanVleet	TOR	65	111	1.71	6 E. Mobley	CLE	69	115	1.67	6 D. Garland	CLE	68	2,430	35.7
7 M. Smart	BOS	71	119	1.68	7 M. Bamba	ORL	71	118	1.66	7 Miles Bridges	CHA	80	2,837	35.5
8 H. Jones	NOP	78	130	1.67	8 H. Whiteside	UTA	65	103	1.58	8 L. Dončić	DAL	65	2,301	35.4
9 J. Holiday	MIL	67	108	1.61	9 J. Embiid	PHI	68	99	1.46	9t S. Barnes	TOR	74	2,617	35.4
10 LaMelo Ball	CHA	75	119	1.59	10 D. Gafford	WAS	72	99	1.38	10t T. Maxey	PHI	75	2,650	35.3
11 D. Mitchell	UTA	67	99	1.48	11 G. Antetokounmpo	MIL	67	91	1.36	11t J. Randle	NYK	72	2,544	35.3
12 N. Jokic	DEN	74	109	1.47	12 A. Horford	BOS	69	92	1.33	12t D. Fox	SAC	59	2,084	35.3
13 A. Edwards	MIN	72	105	1.46	13 R. Covington	POR, LAC	71	91	1.28	13t T. Haliburton	SAC, IND	77	2,694	35.0
14 R. Covington	POR, LAC	71	103	1.45	14 C. Capela	ATL	74	93	1.26	14t G. Trent Jr.	TOR	70	2,448	35.0
15t D. Melton	MEM	73	104	1.42	15 I. Hartenstein	LAC	68	77	1.13	15 T. Young	ATL	76	2,652	34.9
16t J. Crowder	PHX	67	95	1.42	16 K. Towns	MIN	74	83	1.12	16t T. Harris	PHI	73	2,543	34.8
17 C. Okeke	ORL	70	97	1.39	17 I. Stewart	DET	71	78	1.10	17t Mikal Bridges	PHX	82	2,854	34.8
18t G. Payton II	GSW	71	95	1.34	18 J. McGee	PHX	74	81	1.09	18t D. Murray	SAS	68	2,366	34.8
19t J. Vanderbilt	MIN	74	99	1.34	19 M. Thybulle	PHI	66	71	1.08	19 Z. LaVine	CHI	67	2,328	34.7
20 M. Conley	UTA	74	96	1.33	20 B. Clarke	MEM	64	68	1.06	20 C. McCollum	POR, NOP	62	2,145	34.6





NBA G-League

Olympic Tower
645 5th Avenue
New York, NY 10022
(212) 407-8700

www.nba.com/gleague

Senior Director, Basketball Communications
Mark Broussard (212) 407-8580
mbroussard@nba.com

Austin Spurs

1717 Scottsdale Drive, Suite 155, Cedar Park, TX 78641
Arena: H-E-B Center at Cedar Park
Tel: (512) 236-8333
Media Relations Contact: Amanda Janczak
(ajanczak@spurs.com)
NBA Affiliation: San Antonio

Birmingham Squadron

950 22nd Street N, Suite 925, Birmingham, AL 35203
Arena: Legacy Arena
Tel: (256) 708-0281
Media Relations Contact: Dawson Boyd
(Dawson.Boyd@pelicans.com)
NBA Affiliation: New Orleans

Capital City Go-Go

1100 Oak Drive SE, Washington, DC 20032
Arena: Ent. & Sports Arena in Congress Hts.
Tel: (202) 318-5278
Media Relations Contact: Matt Quinn
(mquinn@monumentalsports.com)
NBA Affiliation: Washington

Cleveland Charge

1 Center Court, Cleveland, OH, 44115
Arena: Cleveland State University Wolstein Center
Tel: (216) 420-2730
Media Relations Contact: Sean Wyatt
(SWyatt@cavs.com)
NBA Affiliation: Cleveland

College Park Skyhawks

101 Marietta Street NW, Suite 1100, Atlanta, GA 30303
Arena: Gateway Center Arena at College Park
Tel: (404) 878-3800
Media Relations Contact: Jerome Schwich
(Jerome.schwich@cpskyhawks.com)
NBA Affiliation: Atlanta

Delaware Blue Coats

401 Garasches Lane, Wilmington, DE 19801
Arena: Chase Fieldhouse
Tel: (302) 504-7587
Media Relations Contact: Alex Yoh
(alexboh@76ers.com and BlueCoatsPR@76ers.com)
NBA Affiliation: Philadelphia

Fort Wayne Mad Ants

347 West Berry Street, Suite, 200A, Fort Wayne, IN 46802
Arena: Allen County War Memorial Coliseum
Tel: (260) 702-9561
Media Relations Contact: Dan Vance
(dvance@ftwaynemadants.com)
NBA Affiliation: Indiana

NBA G League Ignite

200 S Green Valley Parkway, Henderson, NV 89012
Arena: The Dollar Loan Center
Media Relations Contact: Mara Rudolph
(mrudolph@nba.com)
NBA Affiliation: None

Grand Rapids Gold

130 Fulton Street W, Grand Rapids, MI 49503
Arena: Van Andel Arena
Tel: (616) 350-4881
Media Relations Contact: Shanee Marvin
(smarvin@nbagranderapids.com) and Brittney Whitefield
(bwhitefield@nbagranderapids.com)
NBA Affiliation: Denver

Greensboro Swarm

2411 B West Gate City Boulevard, Greensboro, NC 27403
Arena: Fieldhouse at the Greensboro Coliseum Complex
Tel: (336) 907-3608
Media Relations Contact: Kaila Lewis
(KLewis@goswarm.com)
NBA Affiliation: Charlotte





Iowa Wolves

730 3rd Street, Des Moines, IA 50309
Arena: Wells Fargo Arena
Tel: (515) 564-8550
Media Relations Contact: John Meyer
(john.meyer@iawolves.com)
NBA Affiliation: Minnesota

Lakeland Magic

701 W Lime Street, Lakeland, FL 33815
Arena: RP Funding Center
Tel: (863) 825-3258
Media Relations Contact: Owen Fasolas
(ofasolas@lakelandmagic.com)
NBA Affiliation: Orlando

Long Island Nets

1255 Hempstead Turnpike, Uniondale, New York 11553
Arena: Nassau Coliseum
Tel: (516) 654-8199
Media Relations Contact: Patricia Douglas
(pdouglas@bseglobal.net)
NBA Affiliation: Brooklyn

Maine Celtics

550 Forest Avenue, Portland, ME 04012
Arena: Portland Exposition Building
Tel: (207) 210-6655
Media Relations Contact: Evans Boston
(EBoston@maineceltics.com)
NBA Affiliation: Boston

Memphis Hustle

191 Beale Street, Memphis, TN 38103
Arena: Landers Center
Tel: (901) 205-1234
Media Relations Contact: Corey Moore
(Cmoore@grizzlies.com)
NBA Affiliation: Memphis

Mexico City Capitanes

Av. de las Granjas 800, Santa Barbara, Azcapotzalco, 02230, Mexico City, Mexico
Arena: Arena Ciudad de México
Tel: +52 55 6414 6100
Media Relations Contact: Adriana Barrón
(abarron@capitanes.mx)
NBA Affiliation: None

Motor City Cruise

1290 West Warren Avenue, Detroit, MI 48201
Arena: Wayne State Fieldhouse
Tel: (417) 331-0002
Media Relations Contact: Kevin Grigg
(KGrigg@pistons.com)
NBA Affiliation: Detroit

Oklahoma City Blue

208 Thunder Drive, Oklahoma City, OK 73102
Arena: Paycom Center
Tel: (405) 208-4800
Media Relations Contact: Heather Ward
(Hward@okcthunder.com)
NBA Affiliation: Oklahoma City

Ontario Clippers

9680 Haven Avenue #120, Rancho Cucamonga, CA 91730
Arena: Toyota Arena
Tel: (909) 406-9090
Media Relations Contact: Cooper Dzierzanowski
(cdzierzanowski@clippers.com)
NBA Affiliation: LA Clippers

Raptors 905

5600 Rose Cherry Place, Mississauga, ON L4Z4B6
Arena: Paramount Fine Foods Centre
Tel: (416) 815-5600
Media Relations Contact: Safia Hersi
(SHersi@raptors905.com)
NBA Affiliation: Toronto

Rio Grande Valley Vipers

4421 N. McColl Road, McAllen, TX 78504
Arena: Bert Ogden Arena
Tel: (956) 510-7162
Media Relations Contact: Juanita Maldonado
(juanita@rgvipers.com)
NBA Affiliation: Houston

Salt Lake City Stars

3200 S Decker Lake Drive, West Valley City, UT 84119
Arena: Maverik Center
Tel: (801) 325-7827
Media Relations Contact: Derek Ahrnsbrak
(derek.ahrnsbrak@slcstars.com)
NBA Affiliation: Utah





Santa Cruz Warriors

903 Pacific Avenue, Suite 101, Santa Cruz, CA 95060
Arena: Kaiser Permanente Arena
Tel: (503) 704-6328
Media Relations Contact: Anna Burleson
(aburleson@warriors.com)
NBA Affiliation: Golden State

Sioux Falls Skyforce

2131 South Minnesota Avenue, Sioux Falls, SD 57105
Arena: Sanford Pentagon
Tel: (605) 332-0605
Media Relations Contact: Nick Robinson
(nick@skyforceonline.com)
NBA Affiliation: Miami

South Bay Lakers

2275 East Mariposa Avenue, El Segundo, CA 90245
Arena: UCLA Health Training Center
Tel: (310) 426-6000
Media Relations Contact: Cole Knox (cknox@sb-lakers.com)
NBA Affiliation: Los Angeles Lakers

Stockton Kings

400 East Main Street, Suite 760 Stockton, CA 95202
Arena: Stockton Arena
Tel: (888) 564-7209
Media Relations Contact: Avery Jacobs
(AJacobs@kings.com)
NBA Affiliation: Sacramento

Texas Legends

2601 Avenue of the Stars, Suite 300, Frisco, TX 75034
Arena: Comerica Center
Tel: (214) 469-0822
Media Relations Contact: Britney Wynn
(bwynn@texlegends.com)
NBA Affiliation: Dallas

Westchester Knicks

711 Old Saw Mill River Road, Tarrytown, NY 10591
Arena: Total Mortgage Arena
Tel: (212) 485-7116
Media Relations Contact: Ajah Hawley-Alexander
(Ajah.Hawley-Alexander@msgsports.com)
NBA Affiliation: New York

Windy City Bulls

5333 Prairie Stone Parkway, Hoffman Estates, IL 60192
Arena: NOW Arena
Tel: (847) 396-7070
Media Relations Contact: Kyle Brown
(kylebrown@bulls.com)
NBA Affiliation: Chicago

Wisconsin Herd

549 High Avenue, Oshkosh, WI 54901
Arena: Oshkosh Arena
Tel: (920) 233-4374
Media Relations Contact: Jamie Winsted
(jamie.winsted@wisconsinherd.com)
NBA Affiliation: Milwaukee

NBA Offices



New York

Olympic Tower
645 Fifth Avenue
New York, NY 10022
Tel: (212) 407-8000
Fax: (212) 832-386

New Jersey

100 Plaza Drive
Secaucus, NJ 07094
Tel: (201) 865-1500
Fax: (201) 974-5973

International Offices

London

Endeavour House
189 Shaftesbury Avenue
London, United Kingdom WC2H 8JR
TEL: +44-20-7420-8900

Spain

Leganitos Street 6th Floor
28013 Madrid, Spain
ignasi Castello, Communications
TEL: +34-912-153-573

Hong Kong

Room 3101, The Lee Gardens One
33 Hysan Avenue
Causeway Bay, Hong Kong
TEL: +852-2843-9600
FAX: +852-2536-4808





Taiwan

Suite 1303, No. 88, Section 2,
Chung Hsiao East Road
Taipei, Taiwan ROC 100
TEL: +886-2-2397-8000
FAX: +886-2-2358-1098

Philippines

Unit 1701, World Plaza Building
5th Avenue Corner 30th Street
Bonafacio Global City
Taguig, 1634 Philippines
TEL: +632-866-8205

China - Beijing

19th Floor, Office Tower 2,
China Central Place
No. 79 Jianguo Road
Chaoyang District
Beijing, China 100025
TEL: +86-10-5200-8200
FAX: +86-10-5200-8202

China - Shanghai

Unit 2703-2708, 27/F
Tower 2 Plaza 66
1266 Nanjing West Road
Jing An District
Shanghai, China 200040
TEL: +86-21-6137-2200
FAX: +86-21-6288-9920

Africa

9th Floor GreenPark Corner
3 Lower Road
Morningside 2196
Johannesburg, South Africa
TEL: +27-100-072-668

India

C-1804, ONE BKC
G Block, Bandra Kurla Complex
Bandra East, Mumbai - 400051
Telephone: +91-22-6124-6100

Brazil

Sala 301 – Leblon
Rio de Janeiro, RJ, Brazil 22430-041
TEL: +55-21-3206-6400
FAX: +55-21-2586-6001

Mexico

Av Prolongacion Paseo de la Reforma
No. 1236, Planta Baja Desarrollo
Sante Fe
CuajimalpaDeMorelos, Ciudad De
Mexico 05348
TEL: +52-55-9171-7700

Canada

50 Bay Street, Suite 1402
Toronto, Ontario Canada M5J 3A5
TEL: 416-682-2000
FAX: 416-364-0205





NUGGETS COMMUNITY OUTREACH

The Denver Nuggets are committed to improving the lives of families and children in Colorado through a comprehensive program of education, health and fitness, community initiatives and special events. Our players, coaches and staff are active participants in the community, dedicating over 1,000 hours of their time off the court to visiting schools, hosting youth basketball clinics, lifting the spirits of pediatric and military patients in the hospital and hosting fundraising events that benefit Kroenke Sports Charities.

COMMUNITY PROGRAMS

The Denver Nuggets are proud to support a number of youth programs that focus on education, health & fitness and teamwork. Every year, players and coaches can be found in the classroom using basketball principles to get students excited about school. The team is also committed to helping children with health and athletic programs by having the players and coaches share their knowledge about fitness and nutrition. The education, health & fitness and athletic programs of the Denver Nuggets include:

Denver Nuggets Math Hoops

Denver Nuggets Math Hoops is a fast paced basketball board game that allows students to learn fundamental math skills through direct engagement with real player statistics of their favorite NBA and WNBA players.


Nugget for a Day

Nugget for a Day, presented by *Rocky Mountain Hospital for Children*, provides an opportunity for deserving children to spend a day as a special guest of the Denver Nuggets. The program includes an exclusive behind the scenes tour of Ball Arena, invitation to a closed Nuggets practice, game tickets, dinner, and special recognition at the game.

Special Olympics Colorado Clinic

For more than 30 years, the Denver Nuggets Signature community event is the annual basketball clinic with Special Olympics Colorado (SOCO). Nuggets Players, Coaches, Ambassadors, SuperMascot Rocky, Nuggets Dancers, and Altitude talent host 150+ SOCO athletes and their families for a special day at Ball Arena. Drill stations include passing, dribbling, shooting, defense, and conditioning – all led by Nuggets players, staff & celebrities. Additional event activities may include a Special Olympics Board Luncheon, Job Shadow for Special Olympics athlete ambassadors, and athlete health screenings.

For more information on Denver Nuggets community relations and fan development programs and initiatives, please call 303-405-1100 or visit nuggets.com.



"Nobody is perfect, except a kid." CHOPPER" TRAVAGLINI, Founder of Denver Nuggets Charities

Most Valuable Teacher

The Nuggets Most Valuable Teacher program, in partnership with *Ford*, honors teachers for their outstanding work to empower youth in our community. Selected teachers will receive a classroom grant, virtual classroom visit from a Nuggets celebrity, a Nuggets gift bag, and a gift card to a local restaurant.

Green Assists

Kroenke Sports Charities, *in partnership with Ball*, is proud to offer Green Assists, an environmentally-friendly grant for schools. Local student clubs, classrooms and schools are invited to apply for grants to be used towards sustainable school improvements.

Mentor Month

The Denver Nuggets team up with *Planet Fitness* to celebrate mentorship throughout the year.

Denver Nuggets Unified Takeover

The Denver Nuggets will host Unified Game Takeovers for local middle & high school unified basketball teams. Unified teams involve athletes with, and without, disabilities playing on the same team. The Nuggets create an NBA-environment at local middle or high school gymnasiums by incorporating assets including, but not limited to, SuperMascot Rocky, Denver Nuggets Dancers, Skyline Drumline, Mile High City Hype Squad and in-game PA Announcer, Kyle Speller.





KROENKE SPORTS CHARITIES

Kroenke Sports Charities (KSC) is committed to improving lives through the spirit and power of sports. We strive to serve our community through education, health and fitness initiatives, athletic programs, and direct aid, with the particular purpose of helping families, children, veterans, and the disabled. Kroenke Sports Charities provides relevant programs and support, directly and with other nonprofit organizations, to ultimately assist, encourage, and enrich the lives of those in need.

SIGNATURE COMMUNITY PARTNERS

Kroenke Sports Charities provides ongoing funding and in-kind support for several non-profit agencies which make sports available and accessible for children and adults of all abilities.

Colorado Adaptive Sports Foundation

Colorado Adaptive Sports Foundation aims to bolster independence, improve self-confidence, elevate social interaction and enhance quality of life for people of all ages throughout Colorado, who have physical disabilities.

Denver Public Schools Foundation – Denver Prep League

In 1997, KSC became a Founding Partner of DPL to give DPS middle school students, ages 11-14, an avenue for participation in organized after school activities; a void left unfilled in DPS for 30 years. Today, DPL is comprised of 33 DPS schools which enables more than 6,600 students the opportunity to participate in 17 sports throughout the school year and summer.

Gold Crown Foundation

Founded in 1986, the GCF strives to educate youth and community through sports and enrichment programs. With programs reaching nearly 18,000 youth each year, the purpose of GCF youth programs are built on three principles – participation, sportsmanship and community.

Playworks Colorado

Founded in 1996, Playworks expanded to Colorado in 2010. Playworks Colorado serves low-income schools across Denver, Aurora, and Mapleton through year-round, on-site support services. They reach thousands of students across Colorado through professional development workshops and youth organizations.

DENVER NUGGETS COMMUNITY AMBASSADORS

Throughout the year, Denver Nuggets Community Ambassadors work with more than 30,000 people at approximately thirty monthly appearances in Colorado such as basketball skills clinics, fundraising events, sportsmanship – leadership – civic presentations and events.



WALTER DAVIS



NICHOLAS OWENS



MARK RANDALL

Special Olympics Colorado

Special Olympics was founded in 1962 to provide children with intellectual disabilities an opportunity to demonstrate their dignity and capability through sports and competition. Special Olympics Colorado serves more than 18,000 athletes state-wide through 21 year-round sports programs. KSC also supports SOCO's Unified Schools Program which assists SOCO collaboration with Unified Sports.

Young Americans Center for Financial Education

Young Americans Center's goal is that Colorado youth grow up knowing how to earn, make, and manage their money wisely, regardless of background. They focus on personal finance, free enterprise, global economics and entrepreneurship with four keystone programs: Young Americans Bank, Young AmeriTowne, International Towne and YouthBiz.

FUNDRAISING

Each year, Denver Nuggets players and coaches encourage giving by promoting, and participating in, the following charitable events, which benefit Kroenke Sports Charities:

Online Auctions

Throughout the year, Kroenke Sports Charities raises funds through online auctions of autographed items, one-of-a-kind merchandise and game-worn items. To participate, visit ksc.givesmart.com.

50-50 Raffle

Fans can purchase a 50-50 raffle ticket during each game played at Ball Arena. Proceeds support youth sports programs in Colorado. For more information or to purchase online visit 5050colorado.com.

Nuggets License Plates

Nuggets fans have the opportunity to show their pride with a Denver Nuggets license plate. Proceeds from license plate sales will benefit education, health and recreation programs for children and families in Colorado supported by Kroenke Sports Charities.





SUPERMASCOT ROCKY

NBA DEBUT: DECEMBER 15, 1990
BIRTHPLACE: ROCKY MOUNTAINS
HEIGHT: 5'10"

WEIGHT: 154 LBS.
TAIL LENGTH: 3 FEET

One of the most recognizable and beloved mascots in the NBA, SuperMascot Rocky has become a staple at every Nuggets home game. His daring acrobatics and innovative skits make his performances eagerly anticipated by fans and players alike.

Rocky is an integral part of the community programs of the Denver Nuggets and makes countless appearances at schools of all levels throughout the state

of Colorado. In addition, Rocky has made several appearances for other professional sports teams and has performed on behalf of the NBA at the All-Star Game, as well as several international functions.

From sporting events to corporate outings, Rocky will make every event memorable. To book Rocky for an appearance, call the Nuggets at 303-405-1112.





SKYLINE DRUMLINE

Kroenke Sports & Entertainment, along with the Denver Nuggets, are proud to present for the seventh consecutive season, the Skyline Drumline. A part of the Game Presentation Department, this unique entertainment team further enhances the Nuggets game night experience and continues to raise the bar across the league for NBA entertainment.

The Skyline Drumline is a professional interactive drum team that can be heard in and around Ball Arena, as well as at Nuggets events around


the state of Colorado. This group of the cities most gifted percussionists perform at every home game during play, timeouts, and select halftimes, making them another prominent element of the nightly entertainment lineup. From the moment fans arrive at Ball Arena, the drumline has an astounding presence that has become a fan favorite.

For more information on how to book the Skyline Drumline for your next event, please visit nba.com/nuggets/skyline-drumline.







2022-23 DENVER NUGGETS DANCERS




ALEXA




ALLIE



ALYSSA



AMY




ANZU




ARIEL




BROOKLYNN




BRYNNA




ERIN



JEZZNIA




JULIA




KIMI




KYNZIE



MEREDITH




NICOLE



PEYTON



SEPTEMBER



SHAE



SIDA



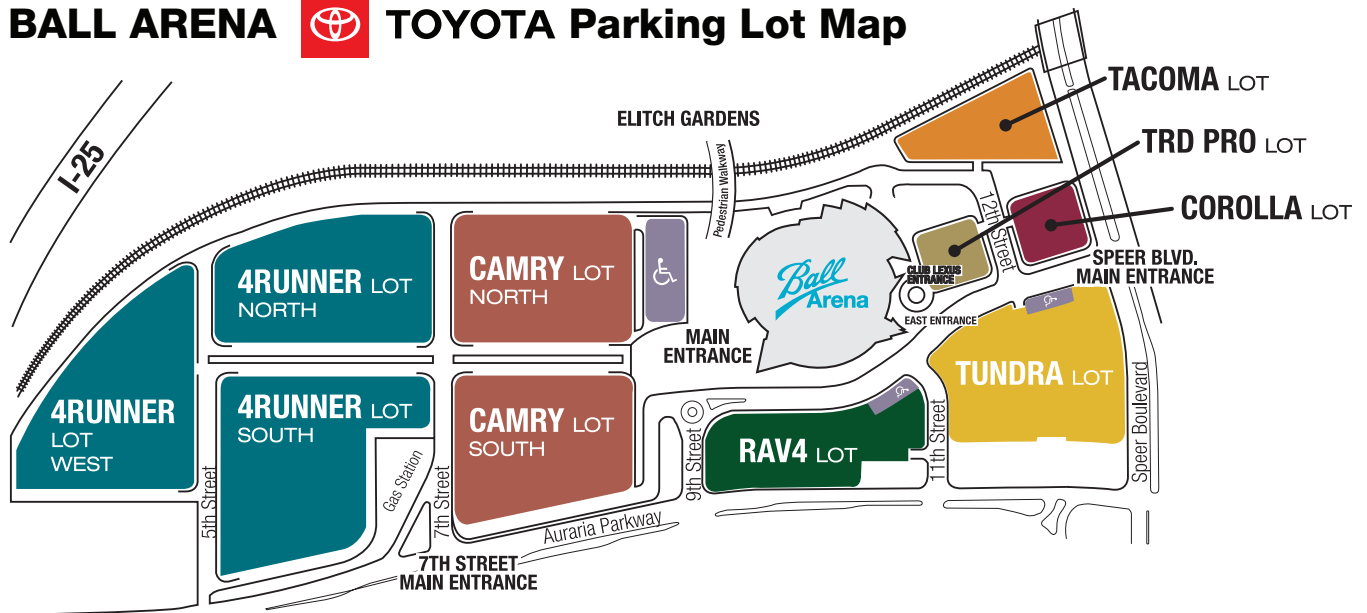
SIDNEY

DANCE TEAM MANAGER: AMY JO JOHNSTON ✨ AJ.JOHNSTON@TEAMKSE.COM ✨ (303) 405-1206





BALL ARENA TOYOTA Parking Lot Map



2022-23 SEASON SCHEDULE



OCTOBER

SUN	MON	TUE	WED	THU	FRI	SAT
HOME GAMES						AWAY GAMES
ALL TIMES ARE MOUNTAIN AND SUBJECT TO CHANGE.						
						1
2	7:00 DKN	3	4	5	6	6:00 BUL
7	8	9	7:00 ORL	10	11	8:30 MIA
12	13	14	15	16	17	18
19	20	21	7:00 MEM	22	23	8:00 DAL
24	25	26	27	28	29	7:00 DKN
30	31					

NOVEMBER

SUN	MON	TUE	WED	THU	FRI	SAT
6:00		1	2	6:00	3	4
				DKN		7:00
6	7:30 SAS	7	8	5:00 PAC	9	10
11	12	13	14	15	8:00 ORL	16
17	18	19	20	21	22	23
24	25	26	27	7:00 DKN	28	29
30						

DECEMBER

SUN	MON	TUE	WED	THU	FRI	SAT
				1	5:30	2
						3
1:30	4	5	8:00	6	7	8:00
8	9	10	11	12	13	14
15	16	17	18	19	8:00	20
21	22	23	24	25	26	27
28	29	30	31			

JANUARY

SUN	MON	TUE	WED	THU	FRI	SAT
6:00	1	6:00	2	3	4	8:00
5	6	7	8	7:00	9	10
11	12	13	14	15	16	17
18	19	8:00	20	21	22	23
24	25	26	27	1:00	28	29
30	31					

FEBRUARY

SUN	MON	TUE	WED	THU	FRI	SAT
				1	7:00	2
						3
5:00	5	6	8:00	7	8	5:00
9	10	11	12	5:30	13	14
15	16	17	7:00	18	ALL-STAR WEEKEND	19
20	21	22	5:00	23	24	6:00
25	26	27	6:00	28		

MARCH

SUN	MON	TUE	WED	THU	FRI	SAT
				1	2	8:00
						3
5	7:00	6	7	7:00	8	9
10	11	12	13	5:30	14	15
16	17	11:00am	18	19	20	21
22	23	24	7:00	25	26	27
28	29	8:00	30	7:30	31	

APRIL

SUN	MON	TUE	WED	THU	FRI	SAT
						1
6:30	2	3	6:00	4	5	7:00
6	7	8	9	10	11	12
13	14	15				

TUNE-IN ON GAME DAYS

Altitude Sports ALT - ALTITUDE SPORTS
ALT2 - ALTITUDE SPORTS 2
ALTITUDESPORTS.COM

Altitude Sports ALTITUDE 92.5 FM IS THE NUGGETS' FLAGSHIP STATION IN DENVER
SPORTS RADIO 92.5 FM

Altitude AM950 SELECT GAMES WILL AIR ON ALTITUDE AM950

PURCHASE TICKETS AT [TICKETMASTER.COM](https://www.ticketmaster.com)

ticketmaster®

