

SACRAMENTO

*Kings*

BASKETBALL

BRING  
THE  
**ROSLAR**

2023-24

**MEDIA GUIDE**



2023-24 SEASON  
COPYRIGHT NOTICE © 2023 SACRAMENTO KINGS



# TABLE OF CONTENTS

Media Information.....	3	Ranking Within League.....	127
Staff Directory.....	4-5	Franchise Won-Lost Records .....	128
Vivek Ranadivé.....	6	Record Month-by-Month.....	129
Ownership .....	7	Sac-Era W-L Streaks .....	130
Executives .....	8-10	Coaching Records .....	131
Mike Brown .....	11	Home Attendance History.....	132
Coaching Staff.....	12-15	Home/Road Records.....	133
Basketball Operations .....	16-22	Season Openers.....	134
Medical Team.....	22-23	Sac-Era Rookie Records .....	134
Management Team .....	24-27	Franchise Overtime Records .....	135-136
		Nationally Televised Games.....	137-138
<b>PLAYERS</b>			
Harrison Barnes .....	29-32	<b>FRANCHISE HISTORY</b>	
Chris Duarte.....	34-35	History of Ownership .....	140
Kessler Edwards.....	36-37	Nickname and Logo Transition.....	141
Keon Ellis .....	38-39	Yearly Reviews - Rochester .....	142-150
Jordan Ford.....	40	Yearly Reviews - Cincinnati.....	151-165
De'Aaron Fox.....	41-44	Yearly Reviews - Kansas City - Omaha .....	166-178
Kevin Huerter.....	45-47	Yearly Reviews - Sacramento .....	179-254
Colby Jones.....	48	Yearly Transactions.....	255-281
Alex Len .....	49-51	Kings Retired Jerseys.....	282-283
Trey Lyles .....	52-54	First Game in Sac Era Box Score.....	284
JaVale McGee.....	55-58	All-Star Weekend.....	285-286
Davion Mitchell .....	59-60	Kings Honors .....	287-288
Malik Monk.....	61-62	First-Round Draft Choices.....	289
Keegan Murray.....	63-64	History of Kings Draft .....	290-292
Domantas Sabonis.....	65-67		
Jalen Slawson.....	68	<b>ALL-TIME ROSTER</b>	
Sasha Vezenkov.....	69-70	All-Time Numerical Roster.....	294-295
Roster.....	71		
<b>2022-23 SEASON REVIEW</b>			
Kings Final Statistics .....	73	<b>PLAYOFFS</b>	
Game-by-Game Results .....	74	Franchise Playoff History.....	297-300
Kings Game-By-Game Stats.....	75	Records .....	301-304
Opponent Game-By-Game Stats .....	76	Statistics .....	305
Kings Season Bests .....	77	1951 NBA Title .....	306
Kings Miscellaneous Stats .....	78-81	<b>OPPONENTS</b>	
Kings/Opp. Highs & Lows .....	81-84	Opponents.....	308-365
NBA Standings.....	85	NBA Division Alignment.....	366
Individual Leaders .....	86	NBA Key Dates .....	366
Rookie Individual Leaders .....	87	NBA Directory .....	367
NBA Team Rankings .....	88	G-League Directory.....	368-369
NBA Team Statistics .....	89-93	G-League 2022-23 Season .....	370-371
NBA Attendance.....	94	G-League 2022-23 Leaders .....	372-374
NBA Highs & Lows.....	95	<b>COMMUNITY</b>	
NBA Award Winners .....	96-97	Community Impact .....	376-377
NBA Playoffs .....	98	Oscar Robertson Triple-Double Award.....	378
NBA Playoffs Leaders.....	99		
NBA Playoffs Team Stats .....	100	<b>MISCELLANEOUS</b>	
<b>RECORDS</b>			
Sac-Era Records.....	102-107	Preseason History.....	380
Franchise Records .....	108-114	Golden 1 Center .....	381
Sundry Records.....	115	Downtown Commons.....	382
Franchise Career Leaders.....	116-117	Seating Chart .....	383
Sac-Era Career Leaders.....	118-119	<b>MEDIA</b>	
Top Single-Game Performances .....	120-123	Kings Broadcasting.....	385-386
Season-Best Performances .....	124-125		
Stats Year-by-Year .....	126		

## 2023-24 SACRAMENTO KINGS MEDIA GUIDE

The 2023-24 Sacramento Kings Media Guide was written, edited, and produced by Michael Martinez. Editorial assistance provided by Shannon Malone, Becky Beland-McNaught and Kari Ida. Photography by Rocky Widner, NBA Photos. Cover by Will Tulos. Statistical assistance provided by Chris Thorn of the Elias Sports Bureau. Graphics assistance provided by Taras Garcia.

All NBA and team insignia depicted in this publication are the property of NBA Properties, Inc. and the respective teams of the NBA and may not be reproduced for commercial purposes without the prior written consent of NBA Properties, Inc. The information contained in this publication was compiled by the Sacramento Kings and is provided as a courtesy to our fans and the press and may be used only for personal or editorial purposes. Any commercial use of this information is prohibited without the prior written consent of the Sacramento Kings.



**TO THE MEDIA:** Welcome to the 39th season of Kings basketball in Sacramento and to Golden 1 Center. The Kings Media Relations department will do everything possible to assist in your coverage during the 2023-24 NBA Season. If we can ever be of assistance, please do not hesitate to contact us.

## 2023-24 SACRAMENTO KINGS MEDIA GUIDELINES

Consistent with NBA guidance, the following guidelines apply for credentialed media covering Kings home games during the 2023-25 season. All policies are subject to change.

### Media Credentialing

As was the case over the last three seasons, credentials will be provided via a tiered system. Please see below for information on each Tier and their respective protocols:

#### Tier 1 Criteria:

- Local media outlets that regularly cover the team either by traveling consistently (at least 50 percent of road games) and/or attending the majority of team games and practices in the home market (at least 50 percent of each).
- National media outlets that cover the league on a consistent basis by traveling to a minimum of 25 games.
- Select international media outlets and broadcast partners designated by the league office for each game.
- Outlets that are working on a specific project in which the team or league determines that qualifying as Tier 1 is necessary to the success of the project. e) To qualify as Tier 1, an outlet must create original content and have a standard editorial process in which the credentialed reporters are governed.

For clarity, even if a media member's outlet qualifies for Tier 1, please note that an individual media member must have prior experience covering NBA practices or games, sufficient as determined by the NBA, in order to receive Tier 1 access.

No more than a total of 40 media members may receive Tier 1 credentials for a preseason or regular-season game (unless otherwise approved by the NBA). If necessary to manage numbers, teams may limit individual Tier 1 credentials per outlet. However, outlets that travel regularly to games or qualified national or local television stations must be approved for no fewer than two Tier 1 spots, if requested.

### Court Access

The court will be available to Tier 1 Media and media whose credentials have a C designating court access.

## MEDIA ACCESS, FACILITIES AND LOCATIONS

### Media Parking

Media parking can be found on P2 of the DOCO Central Garage located at 414 J Street underneath the movie theatre.

### Jerry Reynolds Media Entrance

The Jerry Reynolds Media Entrance will open 2.5 hours prior to tip-off and close after the first quarter. Please note that fan entry will open 60 minutes prior to tip-off. Golden 1 Center security will enforce a written list of credentialed media members upon arrival to each game. Only names listed for that game will be granted entry to the arena. Media are only permitted to enter Golden 1 Center through the Jerry Reynolds Media Entrance unless otherwise notified.

### Media Dining

Credentialed media members may utilize the Media Dining room on the Event Level, accessible via the elevators adjacent to Section 104. Media dining will be available starting 2.5 hours prior to tipoff and will be open up until tipoff. Media members are encouraged to arrive early given the increase in pedestrian traffic and arena capacity.

### Media Seating Location

Media seating will be assigned on the Plaza Level located directly atop Sections 104-105. Media seating will be labeled with name and affiliation and seating charts will be posted at the Media Entrance and throughout media seating. Media are permitted to eat and work from their seat. Media members, broadcasters and team content producers will have Wi-Fi (Ethernet connectivity upon request), power and desk space to work from their designated media seats in Sections 104-105.

### Additional Media Workspace

Media will have access to the Press Workroom on the Event Level, adjacent to the dining area within the Kings Press Room. Media-dedicated restrooms are also available within the Kings Press Room.

### Auxiliary Camera and Photography Positions

There are auxiliary TV camera positions located atop Section 107 for use by local TV affiliates. Rotating by quarter may be required (and will be facilitated by Kings PR) based upon the number of cameras and photographers covering a specific game. Media is allowed on the court if given designated court access up until the 30-minute mark. At that mark, media cannot access the court without a designated lane and photo vest. Camera operators and TV reporters may conduct standups from the designated locations on the Plaza Level atop Section 120 or in the Grand Entrance. B-roll may be filmed from Section 107. There are designated photo lanes on the baseline of the court from which to shoot the game. Please check-in with Kings Media Relations in the Kings Press Room to pick up an assigned photo vest prior to the game. Photographers and camera operators who have been previously approved per NBA protocols to work on or near the court have been notified directly. Additionally, rubber lens hoods must be on all lenses for still photographers, broadcasters, news and entertainment video and film crews who are who are authorized to shoot NBA game action. Photographers using telephoto lenses - which are permitted for both near court and far court photography - may store their cameras on their laps, but not next to them or in front of them, when using another camera.

### In-Person Interview Rooms

Teams will conduct in-person media interviews only for pre- and postgame from designated interview rooms on the Event Level of Golden 1 Center. Interview rooms will be located as follows: Sacramento Kings - Press Conference Room; Visiting Team - Star Room 2 (near Press Dining Room and Press Workroom).

### Fan Interviews

Fan interviews are permitted on the Plaza Level of the arena.

### Head Coaches Media Availabilities

Head Coaches will conduct pre- and postgame media availabilities in their team's respective interview room. Prior to each game, Kings Head Coach Mike Brown will be available 105 minutes prior to the game and the visiting Head Coach will be available 90 minutes prior. Post-game media availability will begin approximately 10 minutes following the game.

### Player Media Access

Locker rooms will be open to Tier 1 media ONLY. Media who have been approved for Tier 1 will have access to the locker rooms as follows: Pre-game - 30-minute window prior to tip-off and will be closed with 45 minutes to go until game time at the latest; Postgame - Following a 20-minute cooldown period, team locker rooms will open; Two players will be made available to speak in their respective interview rooms for all other media.

### Scout Seating

Two advance scouts seats are located in the far most right seats in the second row of the scorer's table. Depending on space and availability, advance scouts may be placed in section 104. Seating for personnel scouts is located in the first row of section 104 in Press Row.

**Arena Wi-Fi:** Username: #xfinitywifi@Golden1Center / NO PASSWORD REQUIRED

Becky Beland McNaught | SVP, Communications and External Affairs

Shannon Malone | VP, Media Relations

Michael Martinez | Manager, Media Relations

Nick Robinson | Senior Coordinator, Media Relations



# STAFF DIRECTORY

500 David J. Stern Walk, Sacramento, CA 95814 | Telephone Number: Front Office (888)-91-KINGS

Chairman: Vivek Ranadivé  
Chief Operating Officer: Matina Kolokotronis

Kings General Manager: Monte McNair  
President, Business Operations: John Rinehart

EVP, Business Operations **Tom Hunt**  
SVP, Communications & External Affairs **Becky Beland McNaught**  
SVP & General Counsel **Jeff Dorso**  
SVP & General Manager, Golden 1 Center **Alex Rodrigo**  
SVP, Human Resources **Stacy Wegzyn**

## BASKETBALL OPERATIONS

Assistant General Manager **Wes Wilcox**  
Vice President, Basketball Engagement **Alvin Gentry**  
Vice President, Player Development **Paul Johnson**  
Vice President, Basketball Operations & Player Personnel **Phil Jabour**  
Head Coach **Mike Brown**  
Associate Head Coach **Jordi Fernandez**  
Assistant Coaches **Jay Triano, Doug Christie, Luke Loucks, Leandro Barbosa**  
Assistant Coach/Director of Player Development **Dutch Gaitley**  
Assistant Coach/Player Development Coach **Deividas Dulkys, Jawad Williams**  
Player Development Coach **Jimmy Alapag**  
Senior Director, Coaching Analytics & Strategy **Robbie Lemons**  
Head Video Coordinator/Special Assistant to the Head Coach **Charles Allen**  
Assistant Video Coordinator **Dipesh Mistry**  
Video Assistant **Sam Logwood**  
Senior Director, Athlete Health **Jas Randhawa**  
Director of Performance **Cory Kennedy**  
Kings Head Athletic Trainer **Joel Noland**  
Head Strength & Conditioning Coach **Zac Howe**  
Health & Performance Administrator/Assistant Athletic Trainer **Crystal Lee**  
Assistant Athletic Trainer **Oscar Garza**  
Player Performance Therapist **Gerry Ramogida**  
Physical Therapist **Aisling Toolan**  
Assistant Strength & Conditioning Coach **Nicholas Taylor**  
Senior Director, Pro Personnel **Saagar Sarin**  
Advance Scout **Dan Hartfield**  
Scout **Scott Layden, Matthew Lilly**  
Regional Scout **Greg Stratton, Devin Green**  
International Scout **Christos Marmarinos, Bojan Vuksanovic, Biel Colominas**  
Team Security Director **Shawn Rogers**  
Assistant Directors, Team Security **Antjuan Lambert, Ralph Walker**  
Head Equipment Manager **Miguel Lopez**  
Assistant Equipment Manager **Tyler Lemings**  
Senior Director, Team Operations **Melanie Stocking**  
Senior Director, Basketball Administration **Mark Toyoda**  
Director, Team Player Development **Penny Chatzis**  
Senior Director, Basketball Analytics **Colin Montague**  
Senior Data Scientist, Basketball Operations **Marshall Payne**  
Senior Basketball Analyst & Pro Evaluation Strategist **Zach Knowlton**  
Basketball Data Scientist **Brenden Connors**  
Sports Performance Chef **Brian Mizner**  
Performance Chef Assistant **Matt Baysa**  
VP, Media Relations **Shannon Malone**  
Manager, Media Relations **Michael Martinez**  
Senior Coordinator, Media Relations **Nick Robinson**  
Basketball Operations Coordinator **Aram Palamoudian**  
Basketball Administration Coordinator **Samantha Lord**

## EXECUTIVE OPERATIONS

VP, Executive Administration **Sophia Cazanin**  
Special Assistant **Tim Yurica**  
Executive Assistant to the President/COO **Katherine Manolakas**  
Executive Operations Administrator **Kimberly Bartolino**  
Executive Business Administrator **Karen Kennedy**  
Office Manager **Kim Kelley**  
Guest Information Specialist **Lanaia Lewis**

## ARENA SERVICES

VP, Arena Operations **Eric Thorpe**  
Director, Arena Operations **Mike Soliven**  
Senior Manager, Arena Operations **Phillip Samson**  
Managers, Arena Operations **Lowe Kang, Lexi Benedict**  
Arena Receiving and Distribution Manager **Michael Galvan**  
Arena Receiving and Distribution Assistant Manager **James Mayes**

## ARENA PROGRAMMING

VP, Arena Programming **James Rasmussen**  
Director, Arena Product and Events **Andrew Roesch**  
Event Managers - Arena **Kamryn Rodriguez, Ashley Hicks**  
Special Events Production Managers **Alexandra Coulter, Kelly Schmidt**

## EVENT SERVICES

Director, Guest Experience **Angela Walters**  
Senior Manager, Guest Services **Crystal Huante**  
Managers, Guest Services **Antoinette Clay, Vanessa Ariwoola**  
Director, Box Office Operations **Jozee Perrelli**  
Box Office Manager **Christina Payton**  
Assistant Box Office Manager **Brandon Bell & Christopher Cabatian**  
Box Office Lead **Kevin Knecht**

## SECURITY

VP, Security Operations **Timothy Lea**  
Director, Security **Erik Knudsen**  
Manager, Security **Tele' Horn**  
Assistant Manager, Security **Devon Dahlberg**

## HUMAN RESOURCES

Director, Talent & Engagement **Halle Carolo**  
Manager, Human Resources **Bonnie Hickey**  
HR Analyst **Krista Lopez**  
HR Coordinator **Alyssa Willms**

## FINANCE ADMINISTRATION

VP, Finance **Stacey Koehler**  
Director, Finance **Liz Kapur**  
Director and Senior Associate Counsel **Meryl Balalis**  
Director, Payroll **Alicia Givens**  
Senior Accountants **Jeff Miguel, Morgan Morrissey Tempelis**  
Senior Manager, Planning & Reporting **Andrew Mayo**  
Senior AP/AR Specialist **Courtney Estrada**  
Staff Accountants **Paul Bindra, Anthony Balalis, Caroline Kaniff**  
Accounting Manager **Chris Guinasso**  
Payroll Administrator **Teri Taylor**  
Payroll and AP Specialist **Mayuri Patel**  
AP/AR Specialist **Tiana Murphy**

## TICKET OPERATIONS

VP, Ticket Operations **Jeff Risley**  
Senior Director, Ticket Operations **Christina Vasquez**

## STRATEGY, INNOVATION & TECHNOLOGY

VP, Technology **Eric King**  
Director, Technology **Noel Domine**  
Network Infrastructure Administrator **Pat Nelson**  
Senior Systems Administrator **Ryan Eckman**  
Technical Project Manager **Brooke Estrada**  
Systems Administrator **Erik Strasser**

## COMMUNICATIONS

VP, Communications & Public Relations **Kari Ida**

## CONTENT & DIGITAL

VP, Digital, Content & eSports **Andrew Nicholson**  
Senior Director, Digital, Content & eSports **Jason Wise**  
Senior Manager, Content **Davon Davis**  
Senior Manager, Social Media **Jonathan Bradley**  
Senior Manager, Digital **Nikki Nicholson**  
Senior Content Producer **Keven Nguyen**  
Social Producers **Terrell Adams & Kenny Reprado**  
Content Producer **Rachel Kreager**  
Associate Content Producer **Camille Baldovino**



# STAFF DIRECTORY

## MARKETING

VP, Marketing **Ryan Spillers**  
Director, Arena Marketing **Kim Allen**  
Director, Retail Merchandise **Kamilah Johnson**  
Director, Marketing and Advertising **Allison Chandler**  
Director, Marketing and Fan Engagement **Kelsey Kauffroath**  
Manager, Loyalty Marketing **Carson Augustatos**  
Manger, Retail Marketing **Cody Hufft**  
Marketing Specialists **Leah Cohen, Molly Weber, Bobby Strachan**  
Marketing Coordinators **Natalia Lopez**

## CREATIVE

VP, Brand & Creative **Ryan Brijs**  
Director, Creative Services **Will Tullos**  
Director, Interactive Design & Strategy **Nichole Amberg**  
Design Director **David Lee**  
Director, Retail Operations **Christina Pederson**  
Senior Manager, Retail Operations **Stephanie Oliver**  
Manager, Retail Operations **Jason Maxwell**  
Motion Designer **Gian Montes**  
Visual Designer **Angel Tumber**  
Graphic Designer **Lizzy Moulton**  
E-Commerce Analytics Specialist **Mitchell Tullo**  
E-Commerce & Warehouse Supervisor **Matthew Gomez**  
Photographer **Conner Schuh**  
Junior Graphic Designer **Erin Jae**  
Junior Visual Designer **Allyn Suzuki**

## ENTERTAINMENT

VP, Entertainment **Maurice Brazelton**  
Director, Entertainment **Scott Freshour**  
Senior Manager, Entertainment **Chimeng Tran**  
Mascot **Todd Maroldo**  
Public Address Announcer **Scott Moak**  
Manager Performance Teams **Sarah Schneeweis**

## PRODUCTION

Kings TV Play by Play **Mark Jones**  
Kings TV Play by Play **Kyle Draper**  
Kings TV Analyst **Kayte Christensen**  
Kings Radio Play by Play **Gary Gerould**  
On Air Radio Talent **Jason Ross, Henry Turner**  
VP, Audio/Visual & Broadcast Production **Fernando Vega**  
Senior Director, A/V & Broadcast **Brian Hilton**  
Senior Manager, Broadcast Operations/Technical Director **Jeff Anderson**  
Radio Broadcast Manager/On-Air Talent **Deuce Mason**  
Senior Manager, Audio **Dan Spackman**  
Senior A/V Engineer **Paul Dhalte**  
AV Engineer in Charge **Jay Carpenter**  
Audio Visual Technicians **Jaron Jones, Nelson Meeks, Isidro Cabrera**  
Digital Signage Specialist **Trevor Levine**

## BUSINESS INTELLIGENCE

Director, Business Intelligence **Colin Warner**  
Manager, Data Science **Zach Shelly**  
Business Intelligence Analyst **Amanda Gilchrist & Zachary Kwan**  
Marketing Automation Specialist **Roger Cmkovic**  
CRM Specialist **Sydney Finch**

## COMMUNITY IMPACT

VP, Experiences & Social Responsibility **Maritza Davis**  
VP, Diversity, Inclusion & Social Impact **Kindra Montgomery-Block**  
Director, Social Responsibility **Katie Nicholson**  
Senior Manager, Youth and Community Engagement **Justin Williams**  
Manager, Social Responsibility **Veronne Clark**

## PARTNERSHIPS AND SUITE SALES & SERVICE

VP, Corporate Partnership Sales & Service **Mike Herrera**  
Senior Director, Partnership Marketing & Business Development **Nicole Loscavio**  
Senior Corporate Partnership Sales Director **Ashley Oakes**  
Corporate Sales Director **David Barnick Jordan Ferrick, Blake Nahlen**  
Director, Partnership Solutions **Sara Keys**  
Manager, Suite Services **Tony Baciocco**  
Senior Account Manager, Premium & Corporate Hospitality **Jessica Miller**  
Account Manager, Premium & Corporate Hospitality **Hayden Bailey**  
Senior Partnership Account Manager **Desiree Wilson**  
Partner Account Managers **Ellese Dias, Rebecca Burkhart, Pavan Peketi, Leslie Olson**  
Partnership Marketing Coordinator **Jake Santo**  
Partnership Marketing Specialist **Hannah Basi**

## TICKET SALES & SERVICES TEAM

VP, Ticket Sales and Services **Justin Petkus**  
Director, Groups & Hospitality **Michael Ramos**  
Director, Membership Services & Retention **Nicholas Cooper**  
Director, Membership Sales & Sales Enablement **Matthew Johnson**  
Director, Premium Services **Andrew Garcia**  
Director, Event Sales & Production **Karl Crudup**  
Director, Premium Services **Thaddeus Davis**  
Premium Sales Director **Taylor Wolfe**  
Manager, Ticket Sales **Marquise Church**  
Senior Manager, Hospitality & Experiences **Corey Pomicpic**  
Senior Account & Membership Operations Manager **Michael Peyton**  
Senior Corporate Account Manager, Premium Sales **Taylor Wolfe**  
Senior Account Manager, Premium Membership Services **Trevor Salyers, Jasper Hillier**  
Senior Account Manager, Membership Services **Jackson Meyer, Jessica Ravetti, William Ursery**  
Senior Account Managers, Premium Sales **Mallory Nickles**  
Hospitality & Experience Coordinator **Emery Garcia**  
Account Manager, Membership Services **Jordan Roberts, Tyler Pon, Hailey Powers, Reilly Lewis**  
Account Manager, Membership Sales **Seth Phipps, Justin McKinley, Amanda Miller, Dani Marshall, Aidan Leo**  
Account Manager, Event Sales & Premium Hospitality **Ashley Carrasquillo**  
Account Manager, Group Sales **Cooper Payne, Chris Johnson, Jason Atencio-Fuentes, Gina Santoriello**  
Account Manager, Premium & Corporate Hospitality **Hayden Bailey**  
Account Manager, Premium Membership Services **Ryan Smith, Chase Mueller, Marnie Marfil**  
Account Executive, Ticket Sales **Jorge Espinoza, Adam Amanylla, Kennedy Higgs, Ashanti Grayer, Blake Toomer, Reilly Lewis, Alexander Muniz, Jordan Grant, Rachel Moran, Maile Ware**  
Sales Administrator **Grace Gulsvig**

## STOCKTON KINGS

General Manager, **Anajli Ranadivé**  
Assistant General Manager, **Gabriel Harris**  
Head Coach/Kings Assistant Coach **Lindsey Harding**  
Associate Head Coach **Will Scott**  
Assistant Coach **Mitchell Thompson**  
Assistant Coach **Chad Bell**  
Coaching Associate **Tayyab Zahid**  
Head Athletic Trainer **Codi Simmons**  
Performance Coach **Juan Perez**  
Basketball Operations Coordinator **Mikayla Florez**  
Vice President, Business Operations **Aaron Morales**  
Director, Sales & Services **Paul Kellam**  
Director, Community & Game Operations **Jared Cooper**  
Business Operations Manager **Emma Monnich**  
Account Manager, Partnership Sales and Activation **Travis Kittell**  
Account Manager, Ticker and Group Sales **Megan Spracher, Dylan Belquist, Joshua Smith**

## KINGS GUARD GAMING

General Manager **Del Layton**  
Head Coach **Lavel Cole**

## GAME NIGHT TEAM

Statistical Crew Supervisor/Official Scorer **Kim Tierney**  
Statistical Crew **Alan Romeri, Andy Nevarez, Brian Berger, Bruce Hopkins, David Lambros, Del Enos, Dennis Trujillo, Gary Allen, James Betzler, J.R. Parquette, Marco Ramirez, Patrick Tierney, Ryan Betzler, Seth Bardacke, William Jetton, Sarah Baracco, Chuck Corcoran, Morgan Lawson, Paul Muysken, Bud Rojas, Natalya Stepanchuk, Oleg Burlaka**  
Game Night Staff **Alrica Sheppard, Muhammad Fazel, Kryslie Montemayor, Kristin Mashhour-Azad, Steve Ebbage**  
Team Photographer **Rocky Widner**

# KINGS OWNERSHIP



**VIVEK RANADIVÉ**  
Owner & Chairman

Vivek Ranadivé is the owner and chairman of the Sacramento Kings. He is an entrepreneur, technology visionary, New York Times best-selling author and philanthropist recognized for his innovative thinking.

As a technology entrepreneur, he pioneered the use of real-time event processing software and created TIBCO, a multibillion-dollar software company. In addition to digitizing Wall Street, his software became the central nervous system for most of the world's largest companies and government agencies. He is known as "Mr. Real Time" which defines his belief that by getting the right information to the right place at the right time, you can make the world a better place.

Ranadivé is a longtime basketball fan, which started when he coached his daughter's middle school team. His coaching success was highlighted in a New Yorker magazine article by Malcolm Gladwell, as an example of innovators who win big by doing the unexpected and breaking the rules.

He started his foray into professional basketball when he became the Vice Chairman of the Golden State Warriors NBA franchise in 2010.

In 2013, he became the first Indian Governor of an NBA team when he purchased the Sacramento Kings, securing the team's future in California's capital city. Under Ranadivé's leadership, the Kings have invested \$1 billion in the downtown area, creating thousands of jobs, revitalizing the region and building the next great American city.

At the heart of the investment is the award winning Golden 1 Center, the home of the Sacramento Kings. This 21st century coliseum is the greenest and most technologically advanced arena in the world. Golden 1 Center is 100 percent solar powered and is the first sports venue in the world to earn LEED Platinum certification making it a model for innovative solutions to environmental challenges.

Ranadivé is the founder and managing general partner of venture capital firm Bow Capital, a partnership with the University of California with a mission to fund technology companies that advance society and make the world a better place.

As a young boy in his native Bombay, Ranadivé listened to the moon landing on the radio and was inspired at the age of 16 to leave India for Cambridge, Massachusetts. After earning both Bachelor's and Master's Degrees in Electrical Engineering from MIT, he earned an MBA at Harvard where he was a Baker Scholar.





# OWNERSHIP



**DR. PAUL E. JACOBS**  
Vice Chairman &  
Alternate Governor

Dr. Paul E. Jacobs is Vice Chairman and Alternate Governor of the Sacramento Kings. Paul Jacobs serves as Chief Executive Officer of Globalstar. Prior to joining Globalstar, Jacobs founded XCOM Labs, renamed Virewirx, where he serves as Chairman and CEO.

As former chief executive officer and executive chairman of Qualcomm Incorporated, Dr. Jacobs spearheaded its efforts to develop and commercialize fundamental mobile technology breakthroughs that fueled the wireless internet and smartphone revolutions. During his tenure as CEO, Qualcomm's revenues quadrupled, and its market capitalization doubled. Dr. Jacobs is a prolific inventor with over 80 U.S. patents granted or pending in the field of wireless technology and devices.

He served as a director of Qualcomm Incorporated from June 2005 to March 2018, including as chairman of the board of directors from March 2009 to March 2018, and as executive chairman from March 2014 to March 2018. He served as chief executive officer from July 2005 to March 2014, and as group president of Qualcomm Wireless & Internet from July 2001 to July 2005. In addition, he served as an executive vice president of Qualcomm Incorporated from February 2000 to June 2005.

Dr. Jacobs is a director of ARM Holdings, Dropbox, Inc., and FIRST. He attended the University of California, Berkeley, where he earned a B.S. in electrical engineering and computer science, M.S. in electrical engineering, and Ph.D. in electrical engineering and computer science. He founded Berkeley's Jacobs Institute for Design Innovation and was the university's 2017 Alumnus of the Year. Dr. Jacobs is a member of the National Academy of Engineering and a Fellow of the American Academy of Arts and Sciences.



**RAJ S. BHATHAL**  
Alternate Governor

Raj Bhathal is Co-owner of Sacramento Kings Basketball Holdings which owns the Sacramento Kings franchise of the National Basketball Association (NBA), Golden 1 Center, the Sawyer Hotel and the Downtown Commons entertainment and sports district. He currently serves as Vice Chairman and Alternate Governor of the Sacramento Kings.


Mr. Bhathal has had a lifelong passion for sports, which began with soccer and field hockey as a child in India and evolved towards American sports after coming to the United States for university studies. In 1990, he was awarded the first franchise of the World League of American Football (an international league formed by the NFL later re-named NFL Europe), the Orlando Thunder. As an American originally from India, Bhathal was the only major NFL owner who was a minority at that time. Mr. Bhathal is the founder of RAJ Swim, a firm that grew to become the industry's leading house of fashion and celebrates its 55th anniversary in 2022. RAJ designs, markets, and manufactures swimwear under a variety of owned, private label, and licensed fashion brands. The company has global operations and is headquartered in Orange County, California. Bhathal owned and operated the business with his wife, Marta, from its founding in 1967 until their retirement in 2006. Additionally, Mr. Bhathal has been an active property developer since the 1970s with commercial and residential properties in the western United States.

The Bhathal family members are strong believers in giving back to the community, especially in the areas of education and the arts. Mr. Bhathal is a Trustee at Chapman University and past Chairman of its Athletic Committee. He is on the Advisory Board of the Orange County High School of the Arts. Previously, he served on the Board of Gerontology at the University of Southern California, served as a member of University California Irvine Foundation and Executive Round Table. Mr. Bhathal was a founding member of the Orange County Performing Arts Center.

Bhathal emigrated from India to the United States in 1962 for university studies, earning his MBA from the University of Arizona.

Mr. Bhathal and his wife, Marta are golf enthusiasts and enjoy spending time with their family and friends, especially their grandchildren.

**VIVEK RANADIVE & RAJ BHATHAL | 2015**





# EXECUTIVES



**MATINA  
KOLOKOTRONIS**  
Chief Operating Officer

Entering her 27th season with the NBA, Matina Kolokotronis serves as the Chief Operating Officer (COO) of the Sacramento Kings. Bringing decades of experience in sports and government law, community affairs and contract negotiations, Kolokotronis' leadership has been integral to the development of the award-winning Golden 1 Center as well as its adjacent, \$500 million mixed-use development project, Downtown Commons. Golden 1 Center is recognized as the greenest and most technologically-advanced arena in the world and is the first professional sports venue in the world to achieve LEED Platinum certification. Together, Golden 1 Center and Downtown Commons represent a \$1 billion investment in downtown Sacramento – a great source of pride for the community and driver of significant economic growth in the region.

Prior to her appointment as COO, Kolokotronis was the President of Business Operations. Kolokotronis is the only female in the NBA to hold both COO and President of Business Operations titles.

Before being named President of Business Operations, Kolokotronis served as legal consultant for the Kings business and basketball operations teams, negotiating player and staff contracts. During that time, Kolokotronis was an Adjunct Professor of Law at McGeorge Law School, University of the Pacific, where she taught Sports Law. Prior to that, she served for six years as director of the Sacramento Kings Foundation, overseeing strategic development and fundraising activities. Before joining the Kings, Kolokotronis was an associate with Miller, Owen and Trost and practiced contract and sports law where her clients included the Kings and various NBA players.

Kolokotronis' leadership extends beyond the Kings organization and into the community, where she is an advocate for numerous women's advancement groups and non-profits. She is a mentor at She Shares, a Sacramento-based organization dedicated to supporting young female professionals working and creating careers in California. She also serves on the California State Protocol Foundation board, as appointed by Governor Gavin Newsom, and is the board chair of the Greater Sacramento Economic Council.

Kolokotronis is a graduate of Loyola University Chicago and received her law degree from McGeorge Law School, University of the Pacific. She and her husband, Sotiris, are long-time Sacramento residents, and their three children – Constantine, Marisa and Nicholas – proudly wear purple.



**JOHN RINEHART**  
President, Business  
Operations

John Rinehart enters his 24th season with the Sacramento Kings, and seventh as the President of Business Operations.

In his role as President, Business Operations, Rinehart oversees the day-to-day operations of Fast Company's "most innovative company in sports," including the state-of-the-art, award winning Golden 1 Center as it enters its eighth season. In addition, Rinehart oversees the organization's real estate business holdings which includes the Kimpton Sawyer Hotel and the Downtown Commons shopping and entertainment district, as well as its entertainment portfolio and revenue development strategy.

Through a \$1 billion strategic investment to build Golden 1 Center and Downtown Commons (DOCO), the Kings have profoundly impacted the region's economy, reenergized downtown and created a culture and lifestyle district that has placed Sacramento in the national spotlight.

In September 2022, Rinehart negotiated and led the Companies purchase of the Sacramento River Cats and Sutter Health Park. As the Triple A Minor League Affiliate of the San Francisco Giants, the River Cats provide fans the opportunity to watch the next generation of Major League Baseball players while enjoying fun, family friendly entertainment.

Prior to becoming President, Business Operations, he served as Executive Vice President, Business Operations and Chief Financial Officer where his duties included contract negotiation, player contract compliance and analysis (NBA Tax and Escrow system), financial analysis, financial reporting, budgeting, financing administration, arena programming and services, legal affairs, insurance and tax requirements.

In his time with the Kings, Rinehart has negotiated several key agreements, including the structure of the public/private partnership with the City of Sacramento, debt financing, cable, over-the-air, and radio broadcast contracts, ticketing agreements, food and beverage and merchandise agreements and building naming rights.

Prior to joining the Kings, Rinehart spent two years as the Director of Finance for Anaheim Sports, Inc., where he oversaw the finance and accounting functions of the Anaheim Angels (MLB), Anaheim Mighty Ducks (NHL) and Edison International Field of Anaheim. He also spent two seasons as manager of financial reporting for the San Francisco Giants (MLB). Prior to beginning his career in professional sports, Rinehart spent five years with the public accounting firm Price Waterhouse Coopers LLP in San Francisco.

Rinehart is also an active member in the Sacramento community. He is a current board member of the Sacramento Downtown Partnership and a past board member of Visit Sacramento and The Positive Coaching Alliance. In addition, he served as the Chair of The American Heart Association's Heart Ball and Honorary Chair of The American Cancer Society's annual Golf Tournament.

Rinehart graduated with a bachelor's degree in accounting from Villanova University in 1991. He and his family reside in the Land Park neighborhood of downtown Sacramento.



**MONTE McNAIR**  
General Manager

Monte McNair is in his fourth season with the Kings as General Manager, joining the team on September 17, 2020. As the team's top basketball executive, McNair leads the Kings basketball operations. In his third season, McNair made key additions - hiring Mike Brown (2023 NBA Coach of the Year), selecting Keegan Murray (NBA Rookie 3-point record), trading for Kevin Huerter (Career-highs in PPG, 3s, FG%, 3pt%), and signing Malik Monk (Led NBA in total points among reserves) - following a trade for three-time All-Star Domantas Sabonis in 2022. McNair signed a long-term extension with Sacramento on Jan. 24, 2023 and was named the 2022-23 NBA Basketball Executive of the Year.

The Kings ended the 2022-23 season with the seventh-best record (48-30) in the NBA while finishing third in the West on their way to a postseason berth for the first time in 16 seasons and their best finish since the 2005. Sabonis set the Sacramento era record for triple-doubles in a season as him and De'Aaron Fox became the first set of Kings teammates to be named All-Star in the same season since 2004. McNair helped orchestrate one of the most prolific offensive teams as the Kings had the highest-ever offensive rating (118.6) in NBA history and set the franchise record in scoring and 3-pointers made (1,128). Sacramento ranked second in FG% (49.4%), third in assists (27.3), fifth in 3s and ninth in 3pt% (37.3%) during the 2022-23 season.

A native of Oak Park, California, McNair returns to his home state from the Houston Rockets, where he previously held the title of Assistant General Manager since 2018. Prior to that, McNair led the analytic efforts of the Rockets basketball operations department where he worked closely with Houston's coaching staff to provide on-court strategy and analysis along with opponent preparation.

During his time in Houston, the organization reached the NBA Playoffs over the course of eight consecutive seasons, including two trips to the Western Conference Finals, while amassing seven seasons with 50+ wins.

Over his 13 years with the Rockets, McNair was involved with all aspects of player evaluation, including trade, free agency and the Draft. He began his career in Houston as a Basketball Operations Senior Analyst in 2007, was promoted to Director of Basketball Operations in 2013 and became Vice President of Basketball Operations in 2016.

Before joining the Rockets, McNair worked as a sports programmer and researcher at STATS LLC. McNair played football at Princeton University, where he earned a Bachelor of Science degree in computer science.



**WES WILCOX**  
Assistant General Manager

Wes Wilcox enters his fourth season with the Kings as Assistant General Manager. Wilcox supports General Manager Monte McNair in all facets of front office operations including roster construction, strategy and player evaluation. He comes to Sacramento with nearly 20 years of experience in the NBA, including serving as General Manager (2015-17) and Assistant General Manager (2012-15) of the Atlanta Hawks. Prior to the Hawks, Wilcox was Director of Player Personnel for the Cleveland Cavaliers and the first General Manager of the Cavs' NBA Development League team, the Canton Charge. He joined the Cavaliers in 2003 and held the roles of Advance Scout, College Scout, Pro Personnel Scout and Assistant Coach, prior to his promotion to Director of Player Personnel.

A native of La Habra, Calif., Wilcox began his career in the NBA as an intern (2001-02) with the Miami Heat in their scouting and video department, before becoming a Video Coordinator with the New Orleans Hornets in 2002-03. He recently served as an Analyst for NBA TV and SiriusXM NBA Radio. Wilcox is a 2001 graduate of Cal-State Fullerton. Wes and his wife Larisha have three children - son, Noah and twins, Jaleah and Jonah. Larisha spent 10 years working in the NBA in public relations and basketball operations.

# KINGS EXECUTIVES



**ALVIN GENTRY**  
Vice President, Player  
Engagement

Alvin Gentry enters his first season as Vice President, Player Engagement of the Kings, bringing more than 35 years of experience to the Sacramento bench. He served as the Kings interim head coach last season and previously served as head coach of the New Orleans Pelicans, where he guided the team to 48 wins during the 2018-19 regular season – the third most in team history – and a trip to the NBA Playoffs, advancing to the Western Conference Semifinals for only the second time in franchise history.

Prior to New Orleans, Gentry was the Associate Head Coach of the Golden State Warriors, helping lead the team to the 2015 NBA Championship. Alvin has also previously served as head coach for the Miami Heat (1995), Detroit Pistons (1997-2000), Los Angeles Clippers (2000-2003) and Phoenix Suns (2008-2013). In 1,105 games, Gentry has garnered a career record of 510-595 (.462).

With Gentry at the helm of the Suns, he guided Phoenix to the 2010 Western Conference Finals following a 54-28 regular season record – the fourth best in Phoenix franchise history – and led the NBA in scoring with 110.2 points per game, along with offensive rating (115.3), and finished fourth in pace of play (95.3), while being the only team in the

league to connect on over 40-percent of their three-point field goal attempts (.412).

During his tenure in Detroit, Gentry led the Pistons to the 1999 NBA playoffs during his only full season as head coach of the club. In Los Angeles, Gentry improved the Clippers' record by 16 wins during his first season in 2000-01 (31-51), and added another eight wins the following season (39-43), marking the franchise's best finish in nearly a decade. During the 2013-14 season, Gentry served as the associate head coach of the Clippers, where Los Angeles led the league in both scoring (107.9 points per game) and offensive rating (112.1), while also finishing seventh in pace of play (95.9). While with the Warriors, Golden State led the league in scoring (110.0 point per game) and pace of play (98.3), while finishing second in offensive rating (111.6).

The Shelby, North Carolina native was a point guard at Appalachian State, where he earned a degree in management (1977) prior to his coaching career. Gentry is the proud father of three grown children, daughter Alexis who resides in Denver, along with sons Ryan, a 2020 graduate of University of San Diego, and Jack, a senior at the University of Southern California.



**PHIL JABOUR**  
Vice President,  
Basketball Operations &  
Player Personnel

Phil Jabour enters his fourth season with the Kings and first season as Vice President, Basketball Operations and Player Personnel. In this role, Jabour oversees the structure and processes of the scouting department while also supporting all areas of basketball operations such as strategy, roster building and player agent collaboration.

Jabour brings more than 15 years of experience in the league to Sacramento's front office, most recently serving as Director of Scouting for the Philadelphia 76ers, where he was heavily involved in day-to-day personnel operations. During his six years in Philadelphia, he helped retool how the team analyzed players, used film for evaluation purposes and gathered background information on prospects. The 76ers amassed a 42-win improvement between 2015-16 and 2017-18 as well as two trips to the Eastern Conference Semifinals in Jabour's final three seasons with the club.

Prior to Philadelphia, Jabour served as a Scout for the Orlando Magic (2012-2014) where he contributed to player evaluation and prospect information gathering. He made his NBA debut as Daryl Morey's first scouting/personnel hire with the Houston Rockets in 2006. In his five years in Houston, he worked his way up the scouting ranks after beginning as an Intern and helped shape the roster of the 2007-08 Rockets' team that achieved a 22-game winning streak. Through the 2009-10 and 2010-11 seasons, Jabour simultaneously served as the Director of Scouting for the Rockets' minor league affiliate, the Rio Grande Valley Vipers, who made consecutive appearances in the NBA D-League Finals, including a championship in 2010.

Prior to his NBA career, Jabour served as a support staff member in 2006 for the USA Basketball Men's U18 National Team, which secured a gold medal. He spent four years on staff with Arizona State men's basketball program and graduated a Sun Devil in 2006 as a Dean's List Honoree prior to earning a Master's of International Business from the University of St. Thomas in 2007 at the age of 22.



**PAUL JOHNSON**  
Vice President,  
Player Development

Paul Johnson begins his fourth season with the Kings and second as Vice President of Player Development with involvement in multiple aspects of Kings basketball operations. He previously led the Stockton Kings' front office as the team's General Manager and was named the 2022-23 NBA G League Basketball Executive of the Year. Johnson has more than 10 years of experience in the NBA, previously serving as the Assistant General Manager of the NBA G League's Oklahoma City Blue prior to his arrival in Sacramento.

Prior to that promotion, Johnson was a Pro Evaluation Coordinator for the Oklahoma City Thunder. He has also worked as a Referee Operations Analyst with the NBA. Johnson played collegiate basketball at La Salle University in the Atlantic 10 Conference, where he was team captain and graduated in 2009.



# COACHING STAFF

## MIKE BROWN

### Head Coach



Mike Brown enters his second season as head coach of the Sacramento Kings. In his first season as head coach of the Sacramento Kings, Mike Brown led the club to one of their best seasons over the last 20 seasons. Brown guided Sacramento to the seventh-best record in the NBA this season and helped the Kings secure the third seed in the Western Conference, their best finish in the West since the 2002-03 season. Brown has spearheaded one of the best offenses in NBA history with the Kings ending the season with the best offensive rating (118.6) in league history and the highest scoring average (120.7) since the 1983-84 Denver Nuggets. For his efforts, Brown became the first ever coach to be unanimously named the 2022-23 NBA Coach of the Year and elected as the Michael H. Goldberg NBPA Coach of the Year. He is the third head coach in franchise history to earn Coach of the Year honors, joining Cotton Fitzsimmons (1978-79) and Phil Johnson (1974-75).

Among league leaders in 2022-23, the Kings led the NBA in offensive efficiency and points per game while finishing second in FG% (49.4%), third in assists (27.3), fifth in 3s (1,128) and ninth in 3pt% (37.3%). Sacramento also ranked first in true shooting percentage (60.8%), second in EFG% (57.2), second in assist-to-turnover ratio (2.02), eighth in net rating (2.6) and seventh in assist percentage (62.6%). Under Brown's tutelage, Sacramento set the franchise record in scoring, 3-pointers made, road wins (25) and finished fifth in total assists (2,237).

Brown, who holds over 30-plus years of NBA coaching experience, was named head coach of the Kings on May 9, 2022 following a six-year stint as the lead assistant for the Golden State Warriors from 2016-22. In that time, Brown was a part of back-to-back titles in 2016-17 and 2017-18 while also helping guide the Warriors to the NBA Championship this past season (2021-22). He served as Golden State's acting head coach for the final three games of their semifinals meeting against the Memphis Grizzlies during the 2022 postseason, leading the Warriors to the Western Conference Finals after clinching the series in Game 6. Previously, Brown stepped up as acting head coach during Steve Kerr's absence during the 2017 NBA Playoffs as the Warriors went 11-0 during that stretch. In his final season with Golden State, Brown was primarily responsible for the Warriors defense, which finished in the top 3 in multiple defensive categories last season, including defensive efficiency (2nd) and opponent points per game (3rd), field goal percentage (2nd) and 3-point field goal percentage (3rd).

Prior to joining the Warriors, Brown held head coaching duties with the Cleveland Cavaliers (2005-10, 2013-14) and Los Angeles Lakers (2011-12). As a head coach, Brown has a career record of 347-216 (.616), which ranks as the 10th-best winning percentage in NBA history among coaches who have registered at least 500 games at the helm. Brown has led his teams to the postseason in seven of his eight full seasons as head coach with an overall record of 50-40 (.556) in the playoffs.

In his first stint with Cleveland, Brown led the Cavaliers to their first-ever NBA Finals appearance in 2007 and was named NBA Coach of the Year for the 2008-09 season after guiding the team to a franchise-record 66 wins. He led Cleveland to 50+ wins in four of his first five seasons with the club, including back-to-back 60-win campaigns in 2008-09 and 2009-10 (.61).

Following a five-year run with the Cavaliers, Brown spent the 2010-11 season as an analyst for ESPN before returning to the bench as head coach of the Lakers in 2011-12. During the 2011-12 season, Brown led Los Angeles to the Pacific Division title and a 41-25 (.621) record during the lockout-shortened season. Brown returned to the helm in Cleveland for the 2013-14 season, where he eclipsed Lenny Wilkens' mark for most combined regular season and playoff victories in the franchise's history (347). He has the most playoff appearances (71) as a head coach in Cavaliers franchise history and holds the second-highest regular season winning percentage (.620).

Prior to joining Cleveland in 2005, Brown was associate head coach of the Indiana Pacers for two seasons (2003-05) after spending three years as an assistant with the San Antonio Spurs (2000-03). He was a part of the Spurs coaching staff that led the franchise to an NBA Finals title in 2003. Brown's career began with the Denver Nuggets in 1992, where he spent five seasons as a video coordinator and scout before serving as an assistant under Bernie Bickerstaff in Washington for two seasons (1997-99).

A native of Columbus, Ohio, Brown is a graduate of the University of San Diego, where he played collegiately for two seasons after spending two years as Mesa Community College. In November 2020, Brown coached the Nigeria men's national basketball team in the FIBA qualifiers in Rwanda and in August 2021, the 2020 Olympic Games in Tokyo. Prior to the Olympics, Nigeria earned a 90-87 win in an exhibition game over the United States Men's National Team on July 11, 2021, at Mandalay Bay Arena in Las Vegas. It marked the first win by an African team over the United States Men's National Team. In July 2023, Brown served as a coach for Basketball Without Borders Africa 2023, which brought together 80 boys and girls from more than 25 African countries. He helped lead campers through a variety of activations and led a development clinic for local coaches while also participating in community outreach initiatives in Johannesburg and in the Alexandra Township.

He has two sons, Elijah and Cameron.

## MIKE BROWN'S NBA COACHING RECORD

YEAR	REGULAR SEASON			PLAYOFFS			
	TEAM	W	L	PCT.	W	L	PCT.
2005-06	Cleveland Cavaliers	50	32	.610	7	6	.538
2006-07	Cleveland Cavaliers	50	32	.610	12	8	.600
2007-08	Cleveland Cavaliers	45	37	.549	7	6	.538
2008-09	Cleveland Cavaliers	66	16	.805	10	4	.714
2009-10	Cleveland Cavaliers	61	21	.744	6	5	.545
2011-12	Los Angeles Lakers	41	25	.621	5	7	.417
2012-13	Los Angeles Lakers	1	4	.200			
2022-23	Sacramento Kings	48	34	.585	3	4	.429
<b>OVERALL TOTAL</b>		<b>395</b>	<b>250</b>	<b>.612</b>	<b>50</b>	<b>40</b>	<b>.556</b>

# COACHING STAFF



**JORDI FERNANDEZ**  
Associate Head Coach

Jordi Fernandez enters his second season with the Sacramento Kings as associate head coach of Mike Brown's coaching staff. Fernandez was named the head coach of Canada's Senior Men's National Team in June 2023. He helped lead Canada to a third-place finish at the FIBA Men's Basketball World Cup 2023, finishing with a 6-2 record, which included a win over Team USA in the bronze medal game.

A native of Badalona, Spain, Fernandez came to Sacramento after previously serving as an assistant coach with the Denver Nuggets for six seasons from 2016-22. Prior to his time in Denver, Fernandez was the head coach of the Canton Charge, leading the club for two seasons (2014-16). During those two seasons, he led the Charge to a 62-38 regular season record including two appearances in the G League Eastern Conference Finals. He was also the lead assistant for the Charge for a season after working as a player development coach for the Cleveland Cavaliers (2009-13), being hired by Brown before the 2009-10 season.

Fernandez has served as an assistant coach on the international level, as the lead assistant for both the Nigerian men's national team at the 2020 Olympics and the Spanish men's national basketball team at EuroBasket 2017 and previously at the 2013 U-19 World Championships in Prague and for Club Basquet l'Hospitalet of the Spanish professional league. Additionally, he has also worked as a player development coach with Impact Basketball in Las Vegas.



**JAY TRIANO**  
Assistant Coach

Jay Triano enters his second season as an assistant coach with the Sacramento Kings, bringing 20 years of NBA coaching experience, including 308 combined games as a head coach with Toronto and Phoenix. He helps handle Sacramento's offense, which put up the highest offensive rating in NBA history and led the NBA in scoring in 2022-23. Prior to joining the Kings bench, Triano spent four seasons as an assistant coach for the Charlotte Hornets (2018-22) after previously spending two seasons as the associate head coach and interim head coach of the Phoenix Suns from 2016-18.

A native of Niagara Falls, Ontario, Triano entered the NBA in 1996 working a variety of roles with the Vancouver Grizzlies. In 2002 he started his NBA coaching career as an assistant coach with the Raptors and served in that capacity until December 2008, when he was named interim head coach. The first non-American head coach born outside of the U.S. in NBA history, Triano went on to serve as head coach of Toronto for the remainder of that season and two more seasons after that. From 2012-16, he was an assistant coach with the Portland Trail Blazers before moving to the Suns as associate head coach in 2016-17. He was Phoenix's interim head coach for 79 games during the 2017-18 season.

Triano has had two stints as the head coach of the Canadian National Team from 2012-2019 and 1999-2004, as he led Canada to a 5-2 record during the 2000 Olympics. In addition, he has experience as an assistant coach with USA Basketball, including at the 2010 FIBA World Championship, where he helped guide Team USA to the gold medal over Turkey.

Prior to the NBA, Triano spent six seasons (1989-95) as head coach at his alma mater, Simon Fraser University, where he played at for four seasons from 1977-81. Triano also played for the Canadian National Team for 11 years from 1977-77 and was team captain from 1981-88, representing Canada as a player in two Olympic Games (1984, 1988). He is the only Canadian ever drafted in both the NBA and the Canadian Football League as he was selected in the eighth round of the 1981 NBA Draft by the Los Angeles Lakers and by the Calgary Stampeders in the 1981 CFL Draft. Additionally, Triano has authored two books, including *Open Look: Canadian Basketball and Me*, a memoir chronicling his love of basketball and the rise of the sport in Canada, and in 2016 was awarded an Honorary Doctorate of Laws Degree from the University of Calgary.



**DOUG CHRISTIE**  
Assistant Coach

Doug Christie begins his third season on the Sacramento bench after spending the previous four seasons as the team's full-time color analyst from 2017-21. Previously, Christie filled in a partial role on the broadcast team during the 2017-18 season. Christie played 14 seasons in the NBA for seven teams, including the Kings from 2000-2005, and was named to the NBA All-Defensive First Team in 2003 and All-Defensive Second Team in 2001, 2002, and 2004 as he helped Sacramento reach the postseason in each of his five seasons with the team. Christie is the Sacramento-era lead-er in career steals (717) and second on the all-time franchise leaders list in steals for the Kings and Toronto Raptors (664).

The 14-year NBA veteran attended Rainier Beach High School in Seattle, Wash., where he led the Vikings to their first state basketball championship in 1988. After graduating from Rainier Beach, Christie headed south to Pepperdine University in Malibu, Calif., where he played three seasons for the Waves from 1989-92. Christie ranks third in career steals (168) in program history and won back-to-back WCC Player of the Year awards (1990-92).

Christie lives in Sacramento with his wife Jackie, son Douglas and new four-legged family member, Ghost.

# COACHING STAFF



**LUKE LOUCKS**  
Assistant Coach

Luke Loucks enters the Sacramento bench for his second season after spending the 2021-22 season with the Phoenix Suns in basketball strategy and personnel evaluation. Loucks served as Sacramento's Summer League head coach, leading the team to a 5-2 overall record at the 2023 California Classic (2-0) and NBA 2K24 Summer League (3-2).

Prior to his time in Phoenix, Loucks served in multiple roles over five seasons with the Golden State Warriors, including as a video/player development intern (2016-17), two-way development coach (2017-19) and player development coach (2019-21). While with the Warriors, Loucks specialized in on-court tutelage and instruction as he was a part of the Golden State teams that won the NBA championship in back-to-back seasons (2016-17, 2017-18).

Loucks played four seasons at Florida State where he ranks tied for fourth in program history in career games played. He was a part of four straight NCAA tournament appearances, won the ACC Championship in 2012, and was third in the ACC in assists. After his time at FSU, he went on to play professionally for four seasons in Latvia, Cyprus, Belgium, Germany and for the Maine Red Claws and Erie Bayhawks of the NBA G League, before joining the Warriors staff.



**LEANDRO BARBOSA**  
Assistant Coach

Leandro Barbosa heads into his second season as an assistant coach with Sacramento following two seasons with Golden State (2020-22), winning the 2022 NBA title with the Warriors. In his time with Golden State, Barbosa served as a player development coach during the 2021-22 campaign following a season as a player mentor coach in 2020-21.

Originally selected by the San Antonio Spurs with the 28th overall selection in the 2003 NBA Draft, Barbosa's NBA career spanned 14 seasons. In 850 career games, he averaged 10.6 points, 2.0 re-bounds and 2.1 assists per game with the Phoenix Suns, Toronto Raptors, Indiana

Pacers, Boston Celtics and the Warriors. Barbosa is ninth in career games played (553) in Suns franchise history and earned NBA Sixth Man of the Year honors with Phoenix during the 2006-07 season after he posted career-highs of 18.1 points and 4.0 assists in 80 contests. He was a member of the Warriors team that won the NBA title during the 2014-15 season and the club that won an NBA-record 73 regular season games in 2015-16. A Sao Paulo, Brazil native, Barbosa spent three years playing in his home country of Brazil (2017-20). Barbosa has most recently played for the Ball Hogs of the Big 3 League since 2021, leading the league in assists in both 2021 and 2023.



**DUTCH GAITLEY**  
Assistant Coach/Director  
of Player Development

Dutch Gaitley enters his second season with the Kings as an assistant coach and Director of Player Development after four seasons as an assistant coach with the Charlotte Hornets (2018-22). During his time with the Hornets, Gaitley also served as the Hornets Summer League head coach in 2021.

A Haverford, Pa. native, Gaitley began his career in the NBA with the San Antonio Spurs, a tenure that spanned five seasons from 2013-2018. He started with San Antonio as an intern during the 2013-14 season and was part of the 2014 NBA Finals championship team. Following his internship, Gaitley was named assistant video coordinator in 2014 and promoted to head video coordinator in 2016, a role he held until joining the Hornets. In 2019, Gaitley participated in the first-ever FIBA Basketball Without Borders Camp in Columbia as well as assisted in the fifth annual Basketball Without Borders Global Camp in Charlotte during the 2019 NBA All-Star Weekend.

Before working in the Association, he was the video coordinator at Lehigh University (2012-13) and a graduate assistant at Temple University (2011-12). Gaitley played four years collegiately, spending his senior year at Temple after three seasons at Monmouth University (2007-10).



# COACHING STAFF



**DEIVIDAS DULKYS**  
Assistant Coach/Player  
Development Coach

Deividas Dulkys begins his second season with the Kings as an assistant coach and player development coach after serving as an assistant coach for the Memphis Hustle of the NBA G League during the 2021-22 season. A Šilute, Lithuania native, Dulkys played collegiately at Florida State University from 2008-12. He helped the Seminoles reach the NCAA Tournament in each of his four seasons as he ranks third all-time in made 3-pointers (203) in program history.

Following his time at FSU, Dulkys enjoyed a 10-year international playing career through 2021, spending time in Lithuania, Latvia, Poland, Turkey, Italy and Spain. He earned Polish League All-Star honors in 2014 after leading the league in scoring.



**JAWAD WILLIAMS**  
Assistant Coach/Player  
Development Coach

Jawad Williams enters his first season with the Sacramento Kings as an assistant coach and player development coach following a season as an assistant coach and Director of Player Development for the Nagasaki Velca of the Japanese B. League in 2022.

A Cleveland, Ohio, native, Williams was named AP and Gatorade Player of the Year in Ohio in 2001 and played in the McDonald's All-American Game. He graduated from UNC with a B.A. in African-American studies.

Williams had a 17-year playing career, including playing parts of three seasons for the Cleveland Cavaliers from 2008-11. He played internationally in Spain, Israel, Japan, France, Turkey, Greece and Italy before his final season with the Yamagata Wyverns in 2021-22. Williams spent four seasons at the University of North Carolina, starring for the Tar Heels during his senior season as he helped lead the team to win in the 2005 NCAA National Championship.



**JIMMY ALAPAG**  
Player Development Coach

Jimmy Alapag begins his first season with the Sacramento Kings as a player development coach after spending the previous two seasons as an assistant coach with Sacramento's G League affiliate, the Stockton Kings. He first came to Sacramento serving as an assistant coach with the Kings Summer League team in 2019.

Alapag played in several tournaments for the Philippines national team, including the team's first World Cup victory in 40 years over Senegal at the 2014 FIBA World Cup in Spain. He was named an assistant coach for the Philippines national team from 2015-2017 and again in 2019.

A native of San Bernardino, Calif., Alapag played two years at his hometown college, Cal State San Bernardino before being selected 10th overall in the 2003 Philippine Basketball Association draft by the TNT Tropang Texters. He played in the PBA for 13 years, including 12 seasons for the Texters from 2003-2015 and his final season with the Meralco Bolts. Alapag finished his career as a six-time PBA Champions, including two Finals MVP awards, an 11-time All-Star and received First Team honors three times. He was also won league MVP in 2011 and Rookie of the Year in 2003 and was selected as one of PBA's 40 Greatest Players.

Following his retirement in 2016, Alapag became an



# COACHING STAFF



**ROBBIE LEMONS**  
Senior Director, Coaching  
Analytics & Strategy

Robbie Lemons begins his eighth season with the Kings and second as Senior Director, Coaching Analytics and Strategy. In his role, Lemons serves on the coaching staff and provides analytical insights and strategy. He also supports the front office during the offseason free agency and draft periods. Prior to this role, Lemons worked in the front office as a pro scout, college scout and supported basketball administration.

Before joining the Kings, Lemons graduated with honors from Stanford University in 2015 with a BA in Economics and a MA in Public Policy. He played on Stanford's basketball team from 2010-14 and was a two-time First Team Pac-12 All-Academic selection (2013, 2014) while also receiving the Pac-12 Leadership Award in 2014. Subsequently, he completed an MSC in Banking and Finance from Newcastle University with distinction, while competing for the university's inter-collegiate and national level teams.



**CHARLES ALLEN**  
Head Video Coordinator/  
Special Assistant to the  
Head Coach

Charles Allen enters his second season with the Kings as the head video coordinator after working with the Utah Jazz for the previous three seasons. Along with his duties as head video coordinator, Allen serves as a special assistant to the head coach. Before joining Sacramento, he spent the previous two seasons in Utah as the team's head video coordinator from 2020-22 after working as the assistant video coordinator for the team during the 2019-20 season. During his three seasons with the Jazz, he focused on player development, advance scouting and video analysis. Allen was also an assistant video coordinator with the Houston Rockets (2018-19) and Phoenix Suns (2017-18).

Before his time in the NBA, Allen worked as an assistant video coordinator (2017) and basketball student assistant & analytics team member (2014-17) at the University of Houston after playing two seasons at Dallas Baptist University.



**DIPESH MISTRY**  
Assistant Video  
Coordinator

Dipesh Mistry enters his first season with the Sacramento Kings as assistant video coordinator and seventh in the NBA overall. Mistry spent the last five seasons with the Atlanta Hawks, most recently serving as a coaching assistant and special assistant to head coach during the 2021-22 and 2022-23 seasons. He started with the Hawks as the team's head video coordinator prior to the 2018-19 season.

Mistry began his career in the NBA with the Phoenix Suns during the 2017-18 season and was the video coordinator for Canada's Senior Men's National Team from June 2017 to Aug. 2018. A native of Canada, he worked as the Senior Women's National Team video coordinator from 2013-2016 and participated in the 2016 Olympics in Rio.

Mistry earned a bachelor's degree at Toronto Metropolitan University.



**SAM LOGWOOD**  
Video Assistant

Sam Logwood enters his second season with the Kings and first as the team's video assistant. He spent the 2021-22 season as a coaching associate with Sacramento.

Prior to his time with the Kings, Logwood was a graduate assistant at the University of Oregon after playing professionally for three years in Europe, Asia and South America from 2017-20. An Indianapolis, Indiana, native, he was a four-year starter at the University of Mexico where he graduated with a bachelor's degree in communication and psychology.

# BASKETBALL OPERATIONS



**JAS RANDHAWA**  
Senior Director of Athlete Health

Jas Randhawa begins his fourth season with the Kings with the Health and Performance team. Randhawa holds extensive experience implementing high performance programs for professional and emerging elite athletes. Prior to his time in Sacramento, he served as Lead Performance Therapist at ALTIS, a global leader in the provision of education for sport performance, where he focused on performance therapy for professional athletes and oversaw all return to competition strategies.

From 2014 to 2016, Randhawa was the Strength and Conditioning Coach and Performance Therapist for Canada Basketball, Director of Performance Therapy at Edge Fitness and Performance, and Director of Sports Science at Optimal Health Fitness and Sports Training. He is also the Co-Founder of Rehab 2 Performance, a non-profit with a mission to bridge the gap between rehab and performance, and has lectured extensively on the science of movement.

Randhawa holds a Bachelor of Science degree in Microbiology from Vancouver Island University and a Doctorate of Chiropractic degree from Canadian Memorial Chiropractic College. Jas and his wife Kayla, sons Leo and Harrison, and daughter Luca, have made Elk Grove their home.



**CORY KENNEDY**  
Director of Performance

Cory Kennedy enters his first season with the Kings as the team's Director of Performance. Prior to joining the Kings, Kennedy was the Head of Strength and Conditioning and Performance Science for the Chicago Cubs' organization. In his time with the Cubs, Kennedy utilized all avenues of monitoring, evaluation, and training to develop players in order for them to compete at the highest level.

Previously, he served as the Head Strength and Conditioning Coach for nearly six years at one of Canada's Olympic Institutes, the Institut National du Sport du Quebec, in Montreal, Canada. An Ottawa, Canada native, Kennedy contributed in a variety of ways with many National teams and athletes across the Summer and Winter Olympic Games. He started his career at FITS Toronto as an Athletic Development coach, and then as the Director of Volleyball Sport Science.

He received his undergraduate degree in Physical Education and Health from the University of Toronto before earning his master's in Exercise Science at Edith Cowan University.



**JOEL NOLAND**  
Head Athletic Trainer

Joel Noland enters his sixth season with the Kings and second as the team's head athletic trainer after joining the team halfway through the 2018-19 season. He spent his first three seasons with Sacramento as the assistant athletic trainer. Prior to joining the Kings, he was an intern athletic trainer with the Houston Rockets. Noland worked his first internship in the summer of 2012 with the Washington Commanders and later became the head athletic trainer in the Arena Football League with the Utah Blaze in 2013 and the LA KISS in 2014.

The Spokane, Wash., native then spent the next four years as the in-season assistant athletic trainer for the Jacksonville Jaguars from 2014-18 before making the switch to the NBA. Noland earned his undergraduate degree in Kinesiology from Whitworth University and earned his Master's in athletic training at Weber State University.

Joel, wife Kaleena, and son Deion all reside in Roseville.



# BASKETBALL OPERATIONS



**ZAC HOWE**  
Head Strength & Conditioning Coach

Zac Howe enters his third season with the Kings and his second as the team's Head Strength & Conditioning Coach after spending the 2021-22 season in Sacramento as a Performance and Reconditioning Coach. Before joining the Kings, Howe spent the previous year working at the Results Performance Institute in Sacramento, providing performance therapy care. His clients included Sacramento Republic FC and Sacramento State Athletics. As a student physical therapist, Howe performed clinical rotations with the UFC and EXOS.

Howe brings previous NBA experience from his tenure as performance coach with the Oklahoma City Thunder from 2016-19. Additionally, he previously worked in the WNBA with the Washington Mystics as the head strength coach. Howe was also the head strength coach and a professor at Northern Oklahoma College, teaching health education and wellness, weight training and sports coaching. A former collegiate basketball player at Southwestern Oklahoma State, he completed a doctorate degree in physical therapy from Baylor University.



**AISLING TOOLAN**  
Senior Physical Therapist

Toolan enters her fifth season with the Kings, serving as a physical therapist for the team. Prior to joining Sacramento, she spent two years working with the Brooklyn Nets, and six years as a clinical specialist at Hospital for Special Surgery Sports Rehabilitation and Performance Center in New York. In addition, Toolan worked for New York City FC during their inaugural MLS season in 2015, and has travelled internationally with US Soccer National teams since 2011.

A native of Dublin, Ireland, Toolan graduated from Trinity College Dublin with a BSc in Physiotherapy, and went on to earn her Doctorate in Physical Therapy at Stony Brook University, NY. She earned her athletic training degree at Hofstra University, NY, and a Masters in High Performance Sport from Australian Catholic University, Melbourne. The former Irish international soccer player is also a Board Certified Specialist in both Sports and Orthopedic Physical Therapy, and a Certified Strength and Conditioning Coach.



**CRYSTAL LEE**  
Health & Performance Administrator/Assistant Athletic Trainer

Crystal Lee enters her second season with the Kings, serving as the Health & Performance Administrator/Assistant Athletic Trainer after spending the 2021-22 season with the San Antonio and Austin Spurs. Before joining the Spurs, she spent three seasons with Oakland Roots SC, a professional soccer team in the USL, from 2019-21. Lee served as the assistant athletic trainer for two years and head athletic trainer for a year in her time with the club.

An Oakland native, Lee started her professional career with an athletic internship at ESPN Wide World of Sports in 2015. She earned a bachelor's degree in Kinesiology with an emphasis in Athletic Training from San Diego State and received an MA with the same emphasis at San Jose State.



**OSCAR GARZA**  
Assistant Athletic Trainer

Oscar Garza enters his first season with the Kings as assistant athletic trainer. Prior to joining Sacramento, he served as the head athletic trainer of the South Bay Lakers during the 2022-23 season, working closely with the Los Angeles Lakers medical staff throughout the season.

Garza began his career in professional basketball ahead of the 2021-22 season, joining the Mexico City Capitanes during their inaugural season in the G League as the head athletic trainer and strength and conditioning coach. Following Mexico City's participation in the 2021 Winter Showcase, the Rio Grande Valley native spent the remainder of the '21-22 season with the Rio Grande Valley Vipers as the team's assistant athletic trainer.

Garza received his bachelor's degree from the University of Texas - Austin and earned a master's at Texas State University. He previously served as an assistant athletic trainer/strength conditioning coach at Texas A&M International University and worked as an assistant athletic trainer at Jack C. Hays High School and Los Fresnos High School from 2016-20.



**NICHOLAS TAYLOR**  
Assistant Head Strength & Conditioning Coach

Nicholas Taylor enters his first season with the Sacramento Kings as assistant strength and conditioning coach. Prior to joining the Kings, Taylor worked as a performance coach at UCLA, Altis and the United States Olympic Training Centers.

A native of Hayward, Calif., Taylor was a track and field athlete at Cal State Northridge where he earned a bachelor's degree in Psychology. After attending CSUN, Nic went on to compete for Team USA in bobsledding for 10-plus years (2011-22). Over that span, he made multiple Olympic and World Championship teams.

Throughout his time competing for Team USA, Taylor received a Master's degree in Exercise Science with an emphasis in Coaching and Athletic Administration. He also earned a Doctorate of Chiropractic.

Nic is the proud husband of five-time Olympic medalist, Elana Meyers Taylor, and father of Nico Taylor.



**SHANNON MALONE**  
VP, Media Relations

Shannon Malone Mazibuko serves as Vice President, Media Relations overseeing basketball communications. Prior to her time in Sacramento, Malone spent five years in Chicago at the Big Ten Conference managing communications and public relations for Big Ten men's and women's basketball. Malone also spent time at KemperLesnik, leading PR for events like the Maui Invitational, Asheville Championship, McDonald's All-American Games and Jr. NBA Leadership Conference.

A former women's basketball letter-winner, Malone graduated from the University of Wisconsin-Madison with a degree in journalism and mass communication. Malone resides in West Sacramento with her husband, Aaron Mazibuko.

# BASKETBALL OPERATIONS



**SHAWN ROGERS**  
Team Security Director

Shawn Rogers begins his sixth season as the Director of Team Security for the Sacramento Kings. He joined the Kings after 30 years and retiring from the Sacramento Police Department. Rogers entered the Police Department in 1987 where he served as a patrol officer, field training officer, K9 officer,

Sergeant and most recently, a Lieutenant. The Vallejo, Calif. native attended UC Davis where he played in the Division II NCAA National Championship football game in 1982 and then earned professional tryouts with the Denver Broncos and San Francisco 49ers before being drafted by the Houston Gamblers of the USFL in 1984.

Rogers and his wife, Belinda, reside in Sacramento. Rogers has three sons; Andre, Jeremy and Steven along with two step children; Daniel and Lydia. Shawn and Belinda have five grandchildren; Isaiah, Naylani, Ryder, Elijah and Charlotte.



**RALPH WALKER**  
Assistant Team Security Director

Ralph Walker begins his first full season with Sacramento as assistant team security director after joining the Kings security team during the 2023 Playoffs.

Walker is in his ninth season in the NBA, previously serving as the Director of Security for the Golden State Warriors.



**ANTJUAN LAMBERT**  
Assistant Team Security Director

Antjuan Lambert enters his seventh season in the NBA and first season with the Kings, joining Sacramento as the Assistant Team Security Director. Prior to heading to Sacramento, Lambert was the assistant director of security with the Golden State Warriors for the 2021-22 and 2022-23 seasons, a position he previously held during the 2018-19 season.

After his initial time in Golden State, Lambert spent time as the assistant director of security with the Brooklyn Nets from 2019-2021. He also worked for the New Orleans Pelicans as the assistant director of security during the second half of the 2016-2017 season and the 2017-18 season.

A Sacramento native, Lambert is the founder and CEO of PRYCLYS Security Consultants, a personal security and protection company. He also helps establish and operate education and training for security professionals through PRYCLYS Training Facility.



**BRIAN MIZNER**  
Sports Nutrition Chef

Brian Mizner begins his eighth season with the Kings as the Sports Nutrition Chef. Previously, Mizner spent five years as the Executive Chef of Hook & Ladder Mtg. Co.

The Sacramento native is responsible for instituting a personalized high nutrition program for each player as well as providing nutritional options for the basketball operations staff.



**MATT BAYSA**  
Performance Chef Assistant

Matt Baysa enters his second season with the Kings as Sacramento's performance chef assistant after joining the team during the 2022-23 season. The Bay Area native began cooking professionally in 2014, most notably working at the Ritz-Carlton in San Francisco from 2017-19 and Kru in Sacramento from 2019-22.



**MIGUEL LOPEZ**  
Head Equipment Manager

Miguel Lopez begins his 18th season with the Kings and third as Head Equipment Manager. He is responsible in maintaining all non-medical team equipment and supplies. Lopez also makes all road trips and oversees the team's luggage, laundry, and equipment. For his efforts during the 2022-23 season, Lopez was recognized as the National Basketball Athletic Equipment Managers Association's Equipment Manager of the Year.

The Huron, Calif., native, resides with his wife Maria, son Michael, daughters Mellanie, Mia and Massiel in Woodland.

# BASKETBALL OPERATIONS



**TYLER LEMINGS**  
Assistant Equipment &  
Facilities Manager

Tyler Lemings begins his first season with the Sacramento Kings as Assistant Equipment & Facilities Manager. He assists Equipment Manager Miguel Lopez in maintaining all non-medical equipment supplies for both home and road games. Lemings also works closely with the Golden 1 Center arena operations team to ensure that team facilities are well kept, functioning properly and being used efficiently.

Prior to Sacramento, Lemings spent the 2022-23 season working for the Kings G League affiliate, the Stockton Kings, as the team's Equipment Manager and Assistant Athletic Trainer, and got his start in Stockton as a team attendant in 2021. A Modesto, Calif., native, Lemings graduated from the University of Louisiana at Lafayette in 2019 with a bachelor's of science in Athletic Training and was a high school athletic trainer and teacher in Louisiana from 2019-21.



**MELANIE STOCKING**  
Senior Director of  
Team Operations

Melanie Stocking enters her 18th season with the Sacramento Kings and second as the Senior Director, Team Operations after spending the last three seasons as the Director, Team Travel and Logistics. In her role, Stocking coordinates all team travel throughout the season and assists the Basketball Operations department with various responsibilities including supporting the coaching staff. In her spare time, she and her family run a non-profit, RememberAVet.net to honor our fallen veterans with their Annual Wreath Project, and in February 2019, opened Hooby's Brewing in downtown Winters and added a second location in Davis in 2021. From Winters, Calif., Stocking graduated from Sonoma State with a degree in Communications and currently resides in Natomas.



**MARK TOYODA**  
Senior Director of  
Basketball  
Administration

Mark Toyoda enters his ninth season with the Kings and second as Senior Director, Basketball Administration. A former Kings intern, Toyoda assists with a variety of administrative legal, financial, and basketball operations-related tasks.

The Chicago native graduated from Northwestern University in 2011 and Indiana University's Maurer School of Law in 2014. Mark and his fiancée Jasmine reside in Sacramento's Land Park neighborhood.



**SAAGAR SARIN**  
Senior Director,  
Pro Personnel

Saagar Sarin enters his third season with the Sacramento Kings and first as Senior Director, Pro Personnel. Sarin holds vast NBA experience heading into his eighth season, having spent the previous two years with the Minnesota Timberwolves as the Personnel Scouting Coordinator from 2019-21 before joining the Kings. During that time, he helped with the selections of Anthony Edwards and Jaden McDaniels.

Sarin got his start in the Association with the Houston Rockets, a tenure that spanned from 2016-19, and included two seasons as the Video Coordinator for Mike D'Antoni. He assisted D'Antoni in guiding the Rockets to a league-best 65 wins during the 2017-18 season.

Sarin graduated Cum Laude from USC in 2016, earning his undergraduate degree in Business Administration with a minor in Statistics. In 2018, he received his Master's Degree in Business Analytics at USC, where he spent three seasons as a student manager and then graduate assistant for the Trojans Men's Basketball Team.

A Palo Alto, Calif. native, Sarin's fiancée, Dr. Elizabeth Anderson is finishing a five-year general surgery residency program at Rush Hospital in Chicago. His sister is currently a Professor of Law and Economics at Yale University and formerly served as the Deputy Assistant Secretary for Economic Policy and Counselor to Treasury Secretary Janet Yellen.



**COLIN MONTAGUE**  
Senior Director,  
Basketball Analytics

Entering his seventh season with Sacramento, Colin Montague leads a group of talented data scientists in their problem-solving to help the organization become more data-driven. While focusing on assisting scouts with NCAA and international player evaluation, he also supports the front office with NBA transactions and maintains the underlying data infrastructure.

A life-long Kings fan, Montague grew up in San Diego before obtaining both a bachelor's and master's degree in Statistics from Brigham Young University. After some time working in volleyball and at Nike headquarters, Montague returned to California for his dream job with the Kings.



**PENNY CHATZIS**  
Director, Team Player  
Development

Penny Chatzis begins her sixth season with the Kings, as the Director of Team Player Development, Executive Assistant to Kings GM Monte McNair and team Notary. In her role with Sacramento, Chatzis is responsible for implementation of the Kings Academy program, a developmental, player-centric curriculum aligning multi-faceted organizational philosophies and ideals to help athletes mature into well-rounded professionals. Penny also oversees Player Services and Player Relations, responsible for on-boarding players and welcoming them and their families to our incredible city, while also assisting with community integration. She helps to manage player community appearances and facilitate communications between players and the League office, business operations, and front office staff.

With her background in real estate, event planning and education, Penny provides players with the highest quality of support. She assists in all areas of basketball administration and proactively manages the day-to-day needs of the General Manager, as well as the Assistant General Managers and front office. A graduate of California State University, Sacramento, she has a B.A. in Government, a Master's in Education and is a certified Mental Health first aid responder. She and her husband, Tim, are long-time Sacramento residents, and their two boys--- Christo and Niko -- proudly consider themselves the biggest Kings fans!



# BASKETBALL OPERATIONS



**MICHAEL MARTINEZ**  
Manager, Media Relations

Michael Martinez enters his eighth season in Communications and second as the Manager, Media Relations for the Sacramento Kings. Martinez's responsibilities include overseeing the production of all sports information, including serving as a primary editor of the media guide, and overseeing the statistical crew and game night staff. He assists in the facilitation of player interviews and attends to media at both games and practice. Additionally, Martinez helps develop media talking points and is a primary contact for the team's credentialing process.

A Sacramento native, Martinez rejoined the Kings in 2022 after spending the 2020-21 and 2021-22 seasons as the Coordinator of Basketball Communications with the Charlotte Hornets. He started as an intern with Sacramento during the 2016-17 season, then continued as the team's Media Relations Assistant for two seasons through the 2018-19 season until serving as the Media Relations Coordinator in '19-20. Martinez graduated from the University of California, Davis with a Bachelor of Arts degree in Communication and Psychology in 2017.



**NICK ROBINSON**  
Senior Coordinator,  
Media Relations

Nick Robinson enters his third season in the NBA and his first season with the Sacramento Kings. Robinson's responsibilities include writing and disseminating media materials, serving as the point of contact for visiting media relations staff, researching statistical information, coordinating interviews, assisting with the credentialing process, and working with basketball personnel. Furthermore, Robinson helps oversee game night setup and media hospitality.

Born in Washington, D.C., and raised in Maryland, Robinson joins the Kings after spending the 2022-23 season with the Chicago Bulls as an Associate in the Basketball Communications department. He began his career as a Football Communications intern with the Washington Commanders during the 2019-20 season, followed by tenures with DC United, the Washington Nationals, Georgetown Hoyas and the Washington Wizards. Robinson graduated with a Bachelor of Science in Communications from Towson University in 2019 and earned his Master's in Sports Industry Management from Georgetown University in 2022.



**MARSHALL S. PAYNE**  
Senior Data Scientist  
& Lead Draft Analyst

Entering his sixth season with the Kings, Marshall S. Payne provides analytics and scouting support for the Basketball Operations department. He works closely with the rest of the front office and scouting department, specializing in roster construction, player evaluation, and basketball strategy.

Payne received degrees from UC Santa Barbara (BA, Global Studies) and Ohio University (MBA in Business Analytics, Master of Sport Administration) and started his NBA career with the Indiana Pacers before coming to Sacramento. He currently lives in Bolinas, CA with his wife (Whitney), two sons (Bear and Theo), and daughter (Ramona).



**ZACH KNOWLTON**  
Senior Analyst & Pro  
Evaluation Strategist

Zach Knowlton enters his third season with the Sacramento Kings as Senior Analyst & Pro Evaluation Strategist after joining the team at the start of the 2021-22 season. Prior to his time with the Kings, Knowlton taught Data Science in Sports at his Alma Mater, Brigham Young University starting in 2020 up until his arrival in Sacramento.

Before teaching at BYU, Knowlton worked at The Players' Tribune, measuring athlete brand scores. The Springville, Utah native, received his MS in Statistics from BYU in 2016, after publishing his thesis, where he worked with football coaches to measure player impact. Knowlton was also the winner of the ESPN Sloan Sports Hackathon in 2018.


Knowlton and his wife, Jessica, have three kids: Cooper, Elsie and Tucker. In his free time, he enjoys playing basketball and golf and has an interest in Fantasy and Sci-Fi books.



**BRENDEN CONNORS**  
Basketball Data Scientist

Brenden Connors enters his second season with the Sacramento Kings as Basketball Data Scientist after joining the team for the 2022-23 season. Prior to his time with the Kings, Connors worked with Symend Inc. from 2020-22 as a Data Scientist/Machine Learning Engineer and Data Science Intern.

A native of Montana, Connors graduated from Montana State University - Billings in 2019 with a Bachelor of Science in Mathematics. He also earned a master's degree in 2021 from the University of Montana in data science.



**ARAM PALAMOUDIAN**  
Basketball Operations  
Coordinator

Aram Palamoudian enters his third season with the Kings organization and second as Basketball Operations Coordinator after having roles as a Basketball Operations Assistant and Basketball Operations Intern. In a hybrid role, he provides support in various areas of basketball operations including front office, scouting, salary cap and strategy.

Palamoudian grew up in Athens, Greece and graduated from the University of Southern California in 2017 with a bachelor's degree in Economics/Mathematics and a minor in Business Finance. At USC, he worked part-time as a Program Coordinator at the USC Recreational Sports department.



# BASKETBALL OPERATIONS



Samantha Lord enters her second season with the Sacramento Kings as Basketball Administration Coordinator for the club. She joined the Kings after working as a Project Manager and Administrative Assistant for a Hospitality & Design Sales business based in the Bay Area beginning in 2020. Prior to that role, Lord worked in middle school classrooms from 2018-20, primarily focusing on AVID, which is an academic support program.

A native of Berkeley, Calif., Lord graduated from the University of California Santa Cruz in 2017, earning a bachelor's of arts in politics.




**DAN HARTFIELD**  
Advance Scout

**SAMANTHA LORD**  
Basketball  
Administration  
Coordinator



**CHRISTOS  
MARMARINOS**  
Head International Scout



**BIEL COLOMINAS**  
International Scout



**DEVIN GREEN**  
Scout



**SCOTT LAYDEN**  
Scout



**MATT LILLY**  
Scout



**GREG STRATTON**  
Scout

# BASKETBALL OPERATIONS & MEDICAL TEAM



**BOJAN VUKSANOVIC**  
International Scout



**DR. JASON BRAYLEY**  
Team Physician



**DR. MARTY REED**  
Team Orthopedic Surgeon



**DR. ROBERT MASOCAL**  
Team Physician



**DR. JOHN GREENFIELD**  
Team Orthopedic Surgeon



**DR. SUSAN JOY**  
Team Physician



**SURINDER JAMES**  
Medical Liaison



**DR. SRIHRIA BANGALORE**  
Mental Health Consultant



# MEDICAL TEAM



**STEVE DIAZ**  
Radiology Tech



**ANGELA KRAUSE**  
Radiology Tech



**WENDY HOWSER**  
Radiology Tech




**STEVEN O'DELL**  
RADIOLOGY SUPPORT

# MANAGEMENT TEAM



**TOM HUNT**  
Executive Vice President,  
Business Operations

Tom Hunt returned to the Kings in 2018 as EVP of Business Operations after spending six seasons with the organization from 2005-2011. His responsibilities include overseeing revenue, marketing, content, and business intelligence. Tom Hunt is a 30-year veteran in the sports and entertainment industry, having served varied roles in sales and marketing for the NBA, MLS, NFL, MLB, NHL, WWE and Turner Broadcasting. After graduating from UC Berkeley in 1990, Hunt began his career with the Oakland A's in ticket sales before attending graduate school at Ohio University to earn his Master's in Sports Administration. Prior to joining the Kings, Hunt was President of Business Operations for D.C. United for four plus years. Hunt is joined in Sacramento by his wife Kasha, three daughters and their dog: Madigan, Keely, Ava and Scout.



**BECKY BELAND  
McNAUGHT**  
Senior Vice President,  
Communications & External  
Affairs

As Senior Vice President of Communications and External Affairs, Becky Beland McNaught oversees all corporate and basketball communications while implementing a comprehensive communications strategy that advances the Kings mission and brand. In this role, she supervises the organization's communications functions, including basketball media operations, public relations, content and digital media, in addition to the social responsibility and DEI departments.

Becky previously served as California First Partner Jennifer Siebel Newsom's chief of staff for the first three years of the Newsom Administration. Prior to the Governor's Office, Becky was the Democratic Counsel for the U.S. Senate Small Business and Entrepreneurship Committee. Before that, she was the Counsel to U.S. Senator Barbara Boxer and a longtime aide to Maria Shriver. Becky earned her B.A. from New York University and a J.D. from American University's Washington College of Law.

Becky currently serves on the board of Jennifer Siebel Newsom's nonprofit, the California Partners Project, and the Sacramento Metro Chamber of Commerce. She lives in her hometown of Sacramento with her husband, John, and their son Sebastian.



**JEFF DORSO**  
Senior Vice President,  
General Counsel

Jeff Dorso enters his seventh season with the Kings, and currently serves as Senior Vice President and General Counsel. Dorso oversees all legal and real estate development matters for the Sacramento Kings and its companies, including the LEED Platinum Golden 1 Center.

Previous to coming in-house with the Kings, Dorso co-founded and served as Managing Partner of Pioneer Law Group LLP, where his practice included work for clients such as Airbnb, LiveNation, and the San Jose Sharks. In 2013, the Kings engaged Dorso to serve as outside counsel to oversee the entitlement, litigation, and development of the Golden 1 Center and DOCO.

Dorso is an active member of the non-profit community with Board terms on the Sacramento Ballet Company, the Sacramento Zoo, Miyamoto Global Disaster Relief, Solar Cookers International, CLARA - the E. Claire Raley Studios for the Performing Arts, and Valley Vision.

Dorso graduated in 2001 with a juris doctorate from Tulane Law School, with a specialty certificate in Sports Law, and in 1998 received his B.A. from UC Davis. He is an avid cyclist, traveler, and outdoor enthusiast and lives in El Dorado Hills with his wife.



**ALEX RODRIGO**  
Senior Vice President &  
General Manager

Alex Rodrigo enters his fifth season with the Kings as Senior Vice President and General Manager of the state-of-the-art, award winning Golden 1 Center, the first indoor venue in the world to be certified as LEED Platinum - the highest level of recognition for environmentally conscious buildings. Alex is responsible for overseeing the execution of strategic plans for all arena sports and entertainment operations, special event management, design and construction, engineering, entertainment booking, security, guest services, food and beverage and expansion of various revenue opportunities inside and outside the Golden 1 Center and Downtown Commons (DOCO).

Prior to joining the Kings, Alex served five seasons as the Group Vice President of Sports and Entertainment for the St. Louis Blues (NHL), Enterprise Center and Peabody Opera House. He also spent one season with the St. Louis Cardinals (MLB) and Cordish Companies developing and operating the first phase of a \$1 billion dining and entertainment district known as Ballpark Village (BPV).

Previously, Alex co-founded Colliers Internationals Las Vegas Mixed Use Development and Resort Properties Division in 2004. Alex also served eight years in the U.S. Air Force, where he was credentialed by the U.S. Secret Service Agency and served two Presidential administrations.

Alex is a member of the Urban Land Institute (ULI), International Association of Venue Managers (IAVM), American Legion and Veterans Association, and serves on the Board of Directors for Visit Sacramento.



**STACY WEGZYN**  
Senior Vice President,  
Human Resources

Stacy Wegzyn begins her 16th season with the Sacramento Kings. Wegzyn was the director of human resources for the Kings from 2001-08. She then served as HGA's associate vice president, human resources - West Coast for seven years, returning to the Kings in 2015.

In her current role, Wegzyn leads the human resources function by providing strategic direction and leadership in the areas of recruitment, employee relations, leadership development, organizational communications, labor relations, diversity and inclusion, legal compliance, wellness, and benefits administration.

With more than 20 years of human resources management experience, Wegzyn is certified as a senior professional in human resources by the Human Resources Certification Institute (SPHR) and as a senior certified professional by the Society for Human Resources Management (SHRM-SCP). Wegzyn earned a Bachelor of Public Administration degree from Seattle University.



# MANAGEMENT TEAM



**MAURICE BRAZELTON**  
Vice President,  
Entertainment

Maurice 'Mo' Brazelton is the Vice President of Entertainment for the Sacramento Kings. Mo enters his 24th season with the Sacramento Kings, overseeing all aspects of game entertainment and fan interaction at games.

His team is responsible for all live entertainment, In-arena promotions, music, video content, fan interactive elements and entertainment team performances.

Brazelton works in conjunction with the Kings partnership and revenue departments to develop in-game and destination area entertainment to satisfy partner and organizational goals.

In addition, he works closely with internal departments to contribute to the development and implementation of marketing and sales campaigns through in-arena promotions.

Mo has worked with the National Basketball Association on many events, including NBA All Stars where he co-produced/directed the 2017, 2018, 2020 & 2022 All Star Saturday/Sunday Night game presentation.

As a native of Sacramento, in his free time Mo likes to golf and travel.



**RYAN BRIJS**  
Vice President,  
Brand & Creative

Ryan Brijs, in his ninth season with the Kings, directs brand identity, creative strategy, and visual direction for all company-wide efforts. He ensures brand standards for the Sacramento Kings, Kings Guard Gaming, Stockton Kings, and Golden 1 Center, alongside overseeing retail operations.

A University of Utah graduate with a BFA in graphic design, Brijs resides in Roseville with his wife, Dana, and three children.



**SOPHIA CAZANIS**  
Vice President,  
Executive Administration

Sophia Cazanis is the Vice President of Executive Administration for the Sacramento Kings, serving as the primary liaison to the ownership group and executive board. Sophia founded her own public affairs firm in 2000, LC Public Affairs, working with a diverse range of clients on issues including business, telecommunications, policy outreach, energy, education, and health.

Previously, Cazanis served as Chief Consultant to former Assembly Speaker and former Los Angeles Mayor Antonio Villaraigosa. She was responsible for intergovernmental relations, statewide community outreach and policy formulation for the Assembly Leadership. Her prior legislative roles included Principal Assistant to Democratic Leader Richard Katz and former Assembly Speaker Willie L. Brown, Jr. Cazanis has built a bipartisan reputation as a legislative and campaign strategist with expertise in both policy and the electoral processes.

She earned a bachelor's degree at California State University, Sacramento and a master's degree at the University of Southern California. A first generation Greek American, Sophia lives in Sacramento with her husband, Pete Callas, and twin daughters, Nikoletta and Theodora.



**MARITZA DAVIS**  
Vice President,  
Social Responsibility

Entering her sixth season, Maritza Davis, Vice President of Experiences & Social Responsibility, has led the Sacramento Kings in their four areas of focus: health, education, social justice, and sustainability. Davis advises the team's executives, coaches, and players on ways to support underserved communities.

She spearheaded the creation in 2019 of Team Up for Change, a first-of-its-kind social justice initiative with the Milwaukee Bucks, which later expanded to include more NBA and WNBA teams, addressing social issues affecting their communities. The program won the 2020 NBA Inclusion Award. Davis is a driving force behind initiatives like Play for Justice, which facilitates transformative interactions between incarcerated individuals, players, and coaches to break down stigmas linked to the criminal justice system. She also supports Rally the Vote, a nonpartisan coalition founded by the Sacramento Kings to increase civic engagement through professional sports team platforms across the NBA, WNBA, MLB, MLS, NHL, and NWSL. Maritza's leadership has garnered recognition, including being featured as an All In Leader in Sports Business Journal. A Sacramento State alumna, Davis co-founded Unseen Heroes, an acclaimed events agency. Her goal is to continue to shape meaningful change both on and off the court.




**MIKE HERRERA**  
Vice President, Corporate  
Partnership Sales &  
Services

Mike Herrera enters his 14th season with the Sacramento Kings, currently serving as Vice President of Corporate Partnership Sales and Service. In this role, he oversees all sponsorship sales and partnership marketing. Herrera has previously held multiple positions within the franchise including Corporate Sales Manager and member of the partnerships premium teams.

Herrera started his career with Prudential Securities as a financial advisor, then transitioned into accounting positions before working in wholesale distribution with Sierra Select and Sub Zero.

Herrera graduated from Sacramento State with a Bachelor of Science in Business Administration and a concentration in Accounting. He and his wife, Mindy, have two children, Jack and Olivia.



**KARI IDA**  
Vice President,  
Communications & Public  
Relations

Kari Ida is entering her sixth season with the Sacramento Kings. As Vice President of Communications and Public Relations, Ida helps develop, coordinate and direct all public and media relations activities for the team's business operations. In addition, Ida manages strategic communications and proactive messaging for the team's state-of-the-art arena, Golden 1 Center, adjacent mixed-use development, Downtown Commons (DOC), G League affiliate, the Stockton Kings and Esports team, Kings Guard Gaming. Before joining the Kings, Ida was the Public Affairs and Communications Director for Sierra Health Foundation and The Center where she served as a member of the senior management team and oversaw implementation of communication strategy to advance health and racial equity.

Previously, Ida served for more than seven years as an advisor to Congresswoman Matsui [CA-06] in such roles of Deputy District Director, Policy Advisor and Field Representative in her Sacramento office and Legislative Assistant in her Washington, D.C. office. Ida began her career working in the Public Policy Department of Aging Services of California (now LeadingAge California). Ida graduated from UC Davis with a Bachelor of Arts in Communications and a minor in Political Science. She lives in Sacramento with her husband and two young sons.

# MANAGEMENT TEAM



**ERIC KING**  
Vice President,  
Technology

Eric King is the Vice President of Technology for the Sacramento Kings and Golden 1 Center, where he is responsible for overseeing all technology for the world's most technologically advanced and sustainable arena. The 17,608-seat arena features a one of a kind 2,500 square foot, Tier-4 datacenter, connected to the arena with over 1,000 Wi-Fi Access Points, over 900 miles of fiber and CAT6a copper cabling and redundant 100 Gigabit internet connections. Together, these innovations have redefined the guest experience with industry leading solutions. Golden 1 Center features cutting-edge technology that anticipates and responds to fans' needs on a hyper-individualized basis.

King has been with the Sacramento Kings organization since 2011 and served on the team that designed, developed, and implemented the new arena's advance infrastructure. King has over 20 years of professional experience in technology.

A native to Illinois, King also served in the United States Marine Corps prior to launching his career in Technology



**STACEY KOEHLER**  
Vice President &  
Corporate Controller

Stacey Koehler enters her third season with the Sacramento Kings and currently serves as Vice President of Finance. Koehler oversees finance and real estate operations for the Kings, Golden 1 Center and the company's other sports, entertainment, and real estate holdings.

Koehler has over 30 years of experience working in various finance, accounting, auditing and treasury positions. Prior to joining the Kings, Koehler spent nine years working for The McClatchy Company (owners of The Sacramento Bee and 29 other daily newspapers). She holds a degree in accounting from California State University, Sacramento and is a Certified Public Accountant in California.

Koehler is a native of Sacramento and currently lives in Roseville with her husband where they enjoy spoiling their two grandsons and two rottweilers.



**TIM LEA**  
Vice President,  
Security Operations

Lea begins his sixth season with the Kings. He leads the development, coordination and implementation of enterprise-wide security and crisis management strategies for the Sacramento Kings organization, Sacramento Kings basketball team, and Golden 1 Center, a multi-functional sports and entertainment arena. He also oversees security operations for surrounding mixed-use entertainment, hotel, and residential complex. Lea also serves on the NBA's Arena Security Advisory Committee.

Prior to joining the Kings, Lea spent 20+ years as a Special Agent with the U.S. Secret Service, completing his career as the Special Agent in Charge of the Office of Intergovernmental and Legislative Affairs. His career with the Secret Service included the protection of four U.S. Presidents, Vice Presidents, foreign Heads of State & Government; the development of venue security plans; and leading planning operations for National Special Security Events. In addition, he spent time investigating complex financial crimes, and protective intelligence threats.

A native of Wisconsin, Lea received his bachelor's and MBA from Concordia University, and a master's degree in National Security and Strategic Studies from the U.S. Naval War College. Hobbies include exercising, bike riding, gardening, cooking, reading, and spending time with family.



**KINDRA MONTGOMERY-BLOCK**  
Vice President, Diversity,  
Inclusion & Social Impact

Kindra Montgomery-Block, VP of Diversity, Inclusion & Social Impact for the Sacramento Kings, enters her third NBA season with over two decades of commitment to community change.

Prior to joining the Kings, she spearheaded initiatives at Sierra Health Foundation, including the transformative Black Child Legacy Campaign, driving remarkable reductions in health disparities and increasing economic mobility across ethnic groups. She honed her dedication to youth engagement during her tenure at UC Davis School of Education.

A recipient of the 2022 Unsung Hero Award by Sacramento NAACP and California Black Chamber of Commerce, Montgomery-Block led Riverside County Department of Mental Health and has made significant contributions to Anti-Defamation League anti-bias trainings. Her global DEI perspective, cultivated through health delegation trips to Africa, amplifies her dynamic skill set.


Holding a Master of Public Administration, a B.A. in political science, and a Harvard University business communication certificate, her impact garners recognition from diverse stakeholders. Serving on prestigious boards, including the Black maternal health round table and Sacramento County Mental Health Board, her legacy resonates profoundly in Sacramento, where she resides with her family.



**ANDREW NICHOLSON**  
Vice President,  
Digital, Content & Esports

In his 19th season in the NBA and 18th in Sacramento, Andrew Nicholson oversees the organization's Digital, Content & Esports teams. Before arriving in Northern California, Nicholson served one season with the Phoenix Suns and Mercury.

The Minnesota native graduated from the University of Arizona, where he studied psychology and journalism.



**JUSTIN PETKUS**  
Vice President,  
Ticket Sales & Services

Justin Petkus is entering his 11th season with the Kings and fifth as VP of Ticket Sales and Services. Petkus is responsible for overseeing the ticket sales and service department which includes all premium suites, courtside and club seating, all traditional season tickets and plan products, in addition to special events and production and the G-League Stockton Kings business operations. He joined the Kings after holding sales and leadership positions with teams across various sports leagues including the San Diego Padres, San Diego Chargers, and Los Angeles Clippers.

The Granite Bay native graduated from Del Oro High School and earned a degree in Finance from San Diego State University. His family of four includes wife, Sherry, and daughters, Emilia and Isabel, and lives in Roseville.



# MANAGEMENT TEAM



**JAMES RASMUSSEN**  
Vice President,  
Arena Programming

James Rasmussen enters his ninth season with the Golden 1 Center and third season as Vice President of Arena Programming. In this role, Rasmussen oversees event programming at Golden 1 Center including concerts, conferences, family shows, commencements and Kings games. During his time with the venue, he has been nominated for Pollstar Venue Executive of the Year (2018), Pollstar Rising Star (2017) and IEBA Venue Executive of the Year (2017). Rasmussen began as a director before being promoted to senior director, then most recently vice president.

Prior to Sacramento, Rasmussen worked at ArenaNetwork in Los Angeles, consulting more than 50 arenas throughout North America on best entertainment booking processes.



**JEFF RISLEY (RIZZ)**  
Vice President,  
Ticket Operations

ENTERING HIS 24TH SEASON WITH THE KINGS, JEFF IS RESPONSIBLE FOR COORDINATING AND OVERSEEING ALL TICKET OPERATIONS FOR THE SACRAMENTO KINGS AT GOLDEN 1 CENTER AND THE STOCKTON KINGS AT STOCKTON ARENA IN HIS ROLE AS VICE PRESIDENT OF TICKET OPERATIONS. HAVING BEEN IN THE SPORTS TICKET OPERATIONS BUSINESS FOR OVER 35 YEARS, JEFF SERVED AS THE TICKET MANAGER FOR LOS ANGELES CLIPPERS FOR FIVE YEARS BEFORE SIGNING ON WITH THE KINGS. PRIOR TO THAT, HE WAS TICKET MANAGER FOR THE SAN DIEGO CHARGERS (NFL) FOR TWO SEASONS AND TICKET MANAGER FOR THE SAN DIEGO SOCKERS (PROFESSIONAL INDOOR SOCCER) FOR FIVE YEARS. RISLEY,

A SAN DIEGO NATIVE, EARNED A BACHELOR OF SCIENCE DEGREE IN MARKETING FROM HUMBOLDT STATE UNIVERSITY. HE RESIDES IN WEST SACRAMENTO WITH HIS WIFE, KARI. THEY HAVE 4 DAUGHTERS, JORDAN, JOSIE FRANCES, ALLY, AND LILLY.



**RYAN SPILLERS**  
Vice President, Marketing

Ryan Spillers begins his ninth season with the organization, leading the Marketing team and initiatives for the Sacramento Kings, Golden 1 Center, Stockton Kings, and Kings Guard Gaming. His career spans two decades and includes stints with the NBA's Atlanta Hawks, WNBA's Sacramento Monarchs, and NHL's Anaheim Ducks, as well as Team One, a division of the Saatchi & Saatchi network of agencies.

A native of Louisiana, Spillers graduated from Emory University's Goizueta Business School with concentrations in Marketing, Finance and Organization & Management, and a minor in Economics. He extended his studies at The London School of Economics.

Spillers serves on the NBA's Marketing Advisory Council, and is involved with Leadership Sacramento, the Greater Sacramento Economic Council, and mentoring programs. He lives in Sacramento with his wife and three young children.



**ERIC THORPE**  
Vice President,  
Arena Operations

Eric Thorpe is entering his fifth season with the Sacramento Kings. As Vice President of Arena Operations, Thorpe manages the facility operations and event setup for the Golden 1 Center, Sacramento Kings Practice Facility and the Stockton Kings Practice Facility in addition to overseeing the Guest Services, Housekeeping and Parking departments.

Prior to joining the Kings, Thorpe spent 13 years working in college athletic event operations and facilities across three separate institutions. He got his start in athletics working as the Athletics Equipment and Facilities Supervisor at Whittier College prior to stops at Boise State University and UC Davis. Amongst those stops, Thorpe also coached college baseball while at Whittier College and college softball during his time at UC Davis. Thorpe graduated from UC San Diego with a Bachelor of Arts in Political Science - American Politics. He lives in Woodland with his wife and three kids (2 daughters & 1 son).



**FERNANDO VEGA**  
Vice President,  
Audio/Video &  
Broadcast Production

Fernando Vega is one of the newest members of the Sacramento Kings NBA family. As Vice President of Audio/Video & Broadcast Production, Fernando is responsible for the governance, workflow design and support of all production, display and broadcast systems for Golden 1 Center and Sacramento Kings broadcast infrastructure.

Fernando provides operational expertise for all video, audio, lighting and production system and equipment used for venue and event presentation. In addition, Fernando collaborates with Marketing, Corporate Partnerships, TV Networks, and event promoters to ensure game and event presentation content is stored and supported for efficient execution. Before joining the Kings, Fernando led operations and strategic direction in the production of Super Bowl LIV, UEFA Champions League and MLB World Series games as Director of Production for FOX Sports Network.

Previously, Fernando was responsible for the live production coverage of four FIFA World Cups, where he implemented the most successful marketing and advertising campaigns for Univision Communications as a Senior Executive Producer. Fernando graduated from Florida International University with a Bachelor of Science in Communications.

SACRAMENTO

*Kings*

BASKETBALL

# *PLAYERS*





# #40 HARRISON BARNES

**POSITION:** Forward

**HEIGHT/WEIGHT:** 6-8 / 225lbs

**YEARS:** 12th NBA Season

**BEFORE NBA/COUNTRY:** North Carolina/USA

**HIGH SCHOOL:** Ames High School (Ames, IA)

**BORN:** 05/30/92 (Ames, IA)



## NBA REGULAR SEASON STATISTICS

YEAR-TEAM	G	MIN	FGM	FGA	PCT	FG3M	FG3A	PCT	FTM	FTA	PCT	OFF	DEF	TOT	AST	PF	DQ	STL	TO	BLK	PTS	RPG	APG	PPG
12-13 GSW	81	2058	276	628	.439	52	145	.359	144	190	.758	53	280	333	98	140	0	52	101	14	748	4.1	1.2	9.2
13-14 GSW	78	2204	271	679	.399	66	190	.347	130	181	.718	66	245	311	116	158	0	65	84	20	738	4.0	1.5	9.5
14-15 GSW	82	2318	316	656	.482	87	215	.405	108	150	.720	117	336	453	116	146	0	61	71	19	827	5.5	1.4	10.1
15-16 GSW	66	30.9	295	633	.466	82	214	.383	102	134	.761	77	248	325	117	136	1	41	57	10	774	4.9	1.8	11.7
16-17 DAL	79	2804	599	1280	.468	78	222	.351	242	281	.861	93	301	394	116	128	0	65	102	15	1518	5.0	1.5	19.2
17-18 DAL	77	2634	537	1208	.455	119	333	.357	259	313	.827	77	391	468	152	94	0	49	118	14	1452	6.1	2.0	18.9
18-19 DAL/SAC	77	2533	431	1027	.420	174	441	.395	229	278	.824	57	304	361	115	122	0	50	98	13	1265	4.7	1.5	16.4
19-20 SAC	72	2482	365	793	.460	102	268	.381	214	267	.801	77	278	355	159	93	0	43	88	12	1046	4.9	2.2	14.5
20-21 SAC	58	2102	319	642	.497	100	256	.391	195	235	.830	64	321	385	201	75	0	43	93	11	933	6.6	3.5	16.1
21-22 SAC	77	2580	391	834	.469	142	360	.394	341	413	.826	82	350	432	186	94	0	53	118	14	1265	5.6	2.4	16.4
22-23 SAC	82	2662	374	791	.473	132	353	.374	350	413	.847	87	279	366	128	103	0	57	86	10	1230	4.5	1.6	15.0
<b>TOTALS</b>	<b>829</b>	<b>26425</b>	<b>4174</b>	<b>9171</b>	<b>.455</b>	<b>1134</b>	<b>2997</b>	<b>.378</b>	<b>2314</b>	<b>2855</b>	<b>.811</b>	<b>850</b>	<b>3333</b>	<b>4183</b>	<b>1504</b>	<b>1289</b>	<b>1</b>	<b>579</b>	<b>1016</b>	<b>152</b>	<b>11796</b>	<b>5.0</b>	<b>1.8</b>	<b>14.2</b>

## NBA PLAYOFFS STATISTICS

YEAR-TEAM	G	MIN	FGM	FGA	PCT	FG3M	FG3A	PCT	FTM	FTA	PCT	OFF	DEF	TOT	AST	PF	DQ	STL	TO	BLK	PTS	RPG	APG	PPG
12-13 GSW	12	461	72	162	.444	19	52	.365	30	35	.857	18	59	77	15	33	0	7	16	5	193	6.4	1.3	16.1
13-14 GSW	7	156	19	48	.396	8	21	.381	9	16	.563	7	21	28	8	13	0	1	5	3	55	4.0	1.1	7.9
14-15 GSW	21	681	88	200	.440	22	62	.355	25	34	.735	45	65	110	32	45	0	17	22	11	223	5.2	1.5	10.6
15-16 GSW	24	743	82	213	.385	26	76	.342	26	34	.765	27	85	112	30	46	0	17	18	4	216	4.7	1.3	9.0
22-23 SAC	7	196	25	60	.417	6	25	.240	19	26	.731	10	14	24	5	5	0	8	3	2	75	3.4	0.7	10.7
<b>TOTALS</b>	<b>71</b>	<b>2237</b>	<b>286</b>	<b>683</b>	<b>.419</b>	<b>81</b>	<b>236</b>	<b>.343</b>	<b>109</b>	<b>145</b>	<b>.752</b>	<b>107</b>	<b>244</b>	<b>351</b>	<b>90</b>	<b>142</b>	<b>0</b>	<b>50</b>	<b>64</b>	<b>25</b>	<b>762</b>	<b>4.9</b>	<b>1.3</b>	<b>10.7</b>

**TRANSACTIONS/CAREER NOTES:** An early entrant candidate selected in the first round (7th overall) of the 2012 NBA Draft by the Golden State Warriors after his sophomore season at North Carolina (6/28/12) ... Signed a contract with Golden State (7/3/12) ... Had his team option exercised extending contract with Golden State (10/23/13) ... Had his team option exercised extending contract with Golden State (10/30/14) ... Signed a multi-year contract with Dallas (7/8/16) ... Acquired in a trade by Sacramento from Dallas for Justin Jackson and Zach Randolph (2/7/19) ... Signed a multi-year deal with Sacramento (7/8/19) ... Agreed to a multi-year contract extension with Sacramento (6/29/23).

**NBA HONORS/AWARDS:** Named to the 2012-13 All-Rookie First Team ... A member of Team Shaq who started during the 2013 Rising Stars Challenge ... Selected to compete on Team Hill for the 2014 Rising Stars Challenge as he became the third Warriors player (Stephen Curry, Jason Richardson) to participate in the Rising Stars Challenge during his rookie and sophomore season after he played for Team Hill at 2014 All-Star Weekend ... 2014 Slam Dunk Contest participant as he was the third player in Warriors franchise history to compete in the Slam Dunk contest along with Jason Richardson (2004) and Otis Smith (1988) ... 2015 NBA Finals Champion with the Golden State Warriors.

**NBA CAREER:** Averaging 14.2 ppg (.455 FG%, .378 3pt%, .811 FT%), 5.0 rpg, 1.8 apg, 0.7 spg and 31.9 mpg in 829 career games (768 starts) over 11 seasons with three teams: Golden State (2012-16), Dallas (2016-19) and Sacramento (2018-23)... Ranks fifth in Kings franchise history in career 3-point field goals made (529) and 12th in 3-point field goal percentage (.387).

**NBA PLAYOFFS:** Averaging 10.7 ppg (.419 FG%, .343 3pt%, .752 FT%). 4.9 rpg, 1.3 apg, 0.7 spg, 0.4 bpg and 31.5 mpg in 71 career playoff games (63 starts) with two teams: Golden State (2012-16) and Sacramento (2022-23) ... Ranks 10th in games played (64), 11th in points (687) and steals (42), seventh in offensive rebounds (97), ninth in defensive rebounds (230) and sixth in 3-pointers made (75) on the Warriors franchise postseason leaders list.

**2022-23 (Sacramento):** Averaged 15.0 ppg (.473 FG%, .374 3pt%, .847 FT%), 4.5 rpg, 1.6 apg, 0.7 spg and 32.5 mpg in 82 games (82 starts) ... Surpassed Francisco Garcia (475) for fifth on the franchise's all-time made 3s list vs. MEM (1/23/23) ... Made five triples to eclipse Kevin Martin (459) for the sixth-most 3s in franchise history vs. HOU (1/13/23) ... Moved to seventh on the franchise's 3-point leaders list, passing Bogdanovic (427) at DET (12/16/22) ... Ranked 19th in free throws made and 24th in free throws attempted in the NBA ... One of 10 players with 125+ 3-pointers made and 350+ free throws made ... One of 10 players to appear in 82 games this season and one of three to start all 82 outings ... Scored in double figures in 66 games, including 20 games with 20+ points and one 30-point outing ... Scored 20 points or more in five consecutive contests (2/3-2/12)

# #40 HARRISON BARNES

## BARNES' CAREER HIGHS

MIN:	49	11/20/13	MEM	@	GSW
FGM:	13 (4)	01/26/17	DAL	@	OKC
FGA:	28	12/02/18	LAC	@	DAL
3FGM:	8	10/20/21	SAC	@	POR
3FGA:	12	10/28/17	PHI	@	DAL
FTM:	13	03/11/17	DAL	@	PHX
FTA:	14 (4)	03/03/22	SAC	@	SAS
OREB:	6	03/01/16	ATL	@	GSW
DREB:	12	12/25/14	GSW	@	LAC
REB:	15	10/22/21	UTA	@	SAC
AST:	8 (3)	03/22/21	SAC	@	CLE
STL:	4 (6)	01/30/23	SAC	@	MIN
TO:	6 (3)	11/08/21	PHX	@	SAC
BLK:	2 (10)	03/14/22	CHI	@	SAC
PTS:	36	10/20/21	SAC	@	POR

... Knocked down five or more 3s in five games ... Made 10 or more free throws in two games and attempted 10 or more free throws in nine outings ... **Top Single-Game Performances:** Went 8-of-11 from the field and 10-for-11 from the free-throw line, setting season highs at the charity stripe and finishing with 27 points in a win vs. DET (11/20/22) ... Scored a season-high 30 points on 11-of-13 shooting, including 6-for-7 from behind the 3-point line in a win vs. ORL (1/9/23) ... Totaled 29 points and a season-high tying nine boards in a win at OKC (2/28/23) ... Had 29 points (8-13 FG, 4-5 3pt, 9-10 FT) and nine rebounds in a win at OKC (2/28/23).

**2023 NBA Playoffs:** Averaged 10.7 ppg (.417 FG%, .240 3pt%, .731 FT%), 3.4 rpg, 0.7 apg, 1.1 spg and 28.1 mpg in seven games (7 starts) ... Scored in double figures in four games ... Recorded multiple steals in three games ... **Top Single-Game Performances:** Totaled 13 points, seven boards and three steals in a win vs. GSW (4/15/23) ... Shot 6-of-10 from the floor, including three 3-pointers, finishing with 16 points at GSW (4/20/23).

**2021-22 (Sacramento):** Averaged 16.4 ppg (.469 FG%, .394 3pt%, .826 FT%), 5.6 rpg, 2.4 apg, 0.7 spg and 33.5 mpg in 77 games (77 starts) ... Reached 10,000 points for his career at MIL (1/22/22) ... Moved to ninth in franchise history in made 3s, passing Bobby Jackson at UTA (3/12/22) ... Surpassed Ben McLemore for eighth on the franchise's all-time 3-pointers made leaders list at IND (3/23/22) ... Ranked 12th in the NBA in total free throws made and 14th (.483) in corner 3-point shooting percentage (min. 50 corner 3FGA) ... Scored in double figures in 66 games, including 25 games with 20+ points and two games with 30+ points ... Scored 20 points or more in five consecutive contests (2/3-2/12) ... Grabbed 10+ rebounds in five games and 15 rebounds in one game ... Recorded five double-doubles ... Made 10 or more free throws in seven games ... Missed five games ... Inactive in five games due to a right foot sprain (11/26-12/4) ... **Top Single-Game Performances:** Scored a career-high 36 points, going 10-of-19 from the floor, including a career-high eight made 3s in a win at POR (10/20/21) ... Grabbed a career-high 15 rebounds while adding 25 points for a double-double vs. UTA (10/22/21) ... Had a 22-point, nine-rebound performance on 10-of-18 shooting, including a game-winning 3-pointer at the buzzer at PHX (10/27/21) ... Shot 7-for-14 from the field and 11-of-12 at the charity stripe, totaling 28 points and nine rebounds at ATL (1/26/22) ... Posted 30 points and eight boards vs. MIN (2/9/22) ... Went 11-for-14 at the free-throw line, tying his career high in free throw attempts, scoring 27 points in a win at SAS (3/3/22).

**2020-21 (Sacramento):** Averaged 16.1 ppg (.497 FG%, .391 3pt%, .830 FT%), 6.6 rpg, 3.5 apg, 0.7 spg and 36.2 mpg in 58 games (58 starts) ... Scored in double figures in 47 games, including

## BARNES' PLAYOFFS CAREER HIGHS

MIN:	53	05/06/13	GSW	@	SAS
FGM:	10 (2)	05/27/15	HOU	@	GSW
FGA:	26	05/12/13	SAS	@	GSW
3FGM:	5	04/30/13	GSW	@	DEN
3FGA:	10	04/30/13	GSW	@	DEN
FTM:	7 (2)	04/26/23	GSW	@	SAC
FTA:	7 (2)	04/26/23	GSW	@	SAC
OREB:	6	06/14/15	CLE	@	GSW
DREB:	9 (2)	05/01/16	POR	@	GSW
REB:	12 (2)	05/01/16	POR	@	GSW
AST:	4 (2)	05/21/15	HOU	@	GSW
STL:	2 (8)	05/30/16	OKC	@	GSW
TO:	5	05/13/15	MEM	@	GSW
BLK:	2 (2)	06/11/15	GSW	@	CLE
PTS:	26	05/12/13	SAS	@	GSW

20 points or more in 22 games and 30 or more points in one game ... Scored in double figures in 13 consecutive games to start the season (12/23- 1/15) ... Grabbed 10 or more rebounds in nine games ... Recorded six double-doubles ... Missed 14 games ... Inactive in two games due to left foot strain (2/18-2/20) ... Did not dress in one game due to a left foot strain (2/21) ... Inactive in 11 games due to left adductor tightness (4/28-5/16) ... **Top Single-Game Performances:** Grabbed a season-high 14 rebounds at SAS (3/31/21) ... Secured a double-double with 16 points and 11 boards, including a game-winner at the buzzer vs. CLE (3/27/21) ... Scored 26 points on 9-of-10 shooting vs. LAL (4/2/21) ... Tallied a career-high tying four steals vs. MIL (4/3/21) ... Totaled 21 points and 12 rebounds at MIN (4/5/21).

**2019-20 (Sacramento):** Averaged 14.5 ppg (.460 FG%, .381 3pt%, .801 FT%), 4.9 rpg, 2.2 apg, 0.6 spg and 34.5 mpg in 72 games (72 starts) ... Led the team in scoring in 12 games, rebounding in seven games and assists in seven games ... Scored in double figures in 51 games, including 18 games with 20+ points and three games with 30+ points ... Secured 10 or more rebounds in four games ... Recorded four double-doubles ... **Top Single-Game Performances:** Scored 30 points going 10-for-19 from the field and 9-of-10 from the free-throw line in his first 30-point game for the Kings in a win vs. Denver (11/30/19) ... Posted 21 points, 10 rebounds and five assists at San Antonio (12/6/19) ... Scored 30 points as he went 9-of-12 from the floor and 10-for-12 from the line vs. New Orleans (1/4/20) ... Recorded 14 points, five rebounds and a season-high seven assists in a win vs. Minnesota (2/3/20) ... Shot 11-of-17 from the field, including a career-high tying seven made 3-point field goals as he notched a season-high 32 points in a win vs. Memphis (2/20/20) ... Notched 25 points, eight rebounds and a career-high tying two blocks in a win vs. New Orleans (8/11/20).

**2018-19 (Dallas/Sacramento):** Averaged 16.4 ppg (.420 FG%, .395 3pt%, .824 FT%), 4.7 rpg, 1.5 apg, 0.7 spg, and 32.9 mpg in 77 games (77 starts) ... Traded from the Dallas Mavericks to the Sacramento Kings on Feb. 7, 2019 in exchange for Justin Jackson and Zach Randolph ... Averaged 17.7 ppg (.404 FG%, .389 3pt%, .833 FT%), 4.2 rpg, 1.3 apg, 0.7 spg and 32.3 mpg in 49 games (49 starts) with the Mavericks ... Led Dallas in scoring in 19 games and in rebounding in one game ... Averaged 14.3 ppg (.455 FG%, .408 3pt%, .800 FT%), 5.5 rpg, 1.9 apg, 0.6 spg and 33.9 mpg in 28 games (28 starts) with the Kings ... Led Sacramento in scoring in four games, in rebounding in five games and in assists in one game ... Scored in double figures in 67 games, including 20 games with 20 or more points and two contests with 30+ points ... Grabbed 10-plus boards in four games ... Collected four double-doubles ... Missed four games ... Inactive in four games due to a right hamstring strain (10/17-10/24/18) ... **Top Single-Game Performances:** Recorded 23 points, five rebounds and a career-high tying four steals in a win at Chicago (11/12/18) ... Scored a season-high 30 points as he went 11-for-28 from the field setting his career-high in field goal attempts to go with nine rebounds in a win vs. the LA Clippers (12/2/18) ... Tied his season-high with 30 points going 10-for-16 from the floor, including 5-of-8 from beyond the arc at Denver (12/18/18) ... Scored 25 points as he made eight shots on 11 field goal attempts, including a career-high seven made 3-pointers at Oklahoma City (12/31/18) ... Collected a double-double with 15 points and a career-high 14 rebounds vs. Milwaukee (2/27/19) ... Posted 22 points and 10 boards going 7-of-13 from the field in a win vs. New York (3/4/19) ... Notched 29 points to go along with four boards, one assist and one block vs. New Orleans (4/7/19).

# #40 HARRISON BARNES



**2017-18 (Dallas):** Averaged 18.9 ppg (.445 FG%, .357 3pt%, .827 FT%), 6.1 rpg, 2.0 apg, 0.6 spg and 34.2 mpg in 77 games (77 starts) ... Set new single season career-highs in rebounds per game and assists per game ... Ranked 27th in points per game and 17th in minutes per game in the NBA ... Led Dallas in points in 39 games and in rebounds in 25 games ... Scored in double figures in 73 games, including 33 contests with 20 points or more and four games with 30-plus points ... Totaled 10+ rebounds in 10 games ... Recorded a career-high eight double-doubles, including six games with 20 points and 10 assists or more ... Missed five games ... Inactive in two games due to a left ankle sprain (2/5/18, 2/8/18) ... Inactive in three games due to rest (3/17/18, 4/4/18, 4/10/18) ... **Top Single-Game Performances:** Recorded 24 points, including 16 fourth quarter points vs. Sacramento (10/20/17) ... Scored 25 points going 9-for-17 from the floor and 7-of-12 setting his career-high for 3-pointers made vs. Philadelphia (10/28/17) ... Collected nine rebounds to go with a season-high 31 points in a win at Washington (11/7/17) ... Knocked down 10 of his 21 field goal attempts for a season-high tying 31 points vs. Boston (11/20/17) ... Posted 22 points and nine rebounds as he made the buzzer beating 3-pointer in a win at Memphis (11/22/17) ... Totaled 17 points, eight rebounds a career-high six assists and two steals vs. Brooklyn (11/29/17) ... Went 9-for-13 from the field for 25 points while adding 11 rebounds and two assists for a double-double in a win at Charlotte (1/10/17) ... Dished out a career-high tying six assists to go with 20 points and five rebounds in a win vs. Sacramento (3/27/18).

**2016-17 (Dallas):** Averaged 19.2 ppg (.468 FG%, .351 3pt%, .861 FT%), 5.0 rpg, 1.5 apg, 0.8 spg and 35.5 mpg in 79 games (79 starts) ... Set new single season career-highs in points per game, in free throw percentage and tied his career-high in steals per game ... Ranked 12th in minutes per game and ranked seventh in total minutes played (2,803) in the NBA ... Led Dallas in scoring in 37 games ... Scored in double figures in 73 games, including 30 games with 20 points or more and seven outings with 30-plus points ... Totaled 10+ points in 43 straight games to begin the season, the longest double-digit scoring streak by any player to start his tenure with the Mavericks and the longest of his career ... Totaled 10+ rebounds in one game ... Recorded one double-double ... Missed three games ... Did not play in one game due to rest (4/9/17) ... Did not dress in one game due to rest (4/11/17) ... Not with team in one game due to rest (4/12/17) ... **Top Single-Game Performances:** Shot 13-for-23 from the field setting a new career-best for field goals made as he scored 31 points vs. Houston (10/28/16) ... Collected 10 rebounds and 17 points for his only double-double of the season vs. Portland (11/4/16) ... Made a career-high tying 13 field goals on 26 attempts as he went 6-for-7 from the charity stripe to finish with a career-high 34 points to go with eight rebounds, two assists and two steals in a win vs. Milwaukee (11/6/16) ... Tied his career-high as he knocked down 13 field goals on 23 tries for 30 points at Minnesota (1/9/17) ... Notched 22 points, four rebounds and five assists in 36 minutes at Phoenix (1/12/17) in Mexico City as he surpassed 10,000 career minutes ... Posted 31 points going 13-of-26 from the field to tie his career-high in field goals made at Oklahoma City (1/26/17) as he eclipsed 4,000 points for his career ... Totaled 23 points going 13-for-14 from the free throw line setting new career-highs in free throws made and attempted vs. Phoenix (3/11/17) ... Recorded 31 points on 9-of-13 shooting while going a perfect 10-for-10 from the free throw line as he scored 25 second half points in a win vs. Milwaukee (4/2/17).

**2015-16 (Golden State):** Averaged 11.7 ppg (.466 FG%, .383 3pt%, .761 FT%), 4.9 rpg, 1.8 apg, 0.6 spg and 30.9 mpg in 66 games (59 starts) ... As a starter, averaged 11.8 ppg (.467 FG%, .385 3pt%, .748 FT%), 5.0 rpg, 1.8 apg, 0.6 spg and 31.6 mpg in 59 games ... As a reserve, averaged 11.0 ppg (.456 FG%, 5-14 3pt, 10-11 FT), 4.0 rpg, 1.6 apg, 1.1 spg and 25.2 mpg in seven games ... Helped the Warriors win an NBA-record 73 games during the regular season topping the Chicago Bulls 72-10 record from the 1995-96 season ... Scored in double figures in 42 games, including six games with 20-plus points ... Totaled 10+ rebounds in two games ... Recorded one double-double ... Missed 16 games ... Inactive in 15 games due to a sprained left ankle (11/28-12/31/15) ... Did not dress in one game due to a sprained left ankle (1/2/16) ... **Top Single-Game Performances:** Recorded 19 points as he went 7-for-11 from the field while adding four rebounds, three assists, three steals and one block in a win at Memphis (11/11/15) ... In his 200th career start, scored a season-high tying 21 points on 9-of-15 shooting to go with seven rebounds in a win at the LA Clippers (11/19/15) ... Recorded 11 points, six rebounds, two assists and two steals as he made a game-winning 3-pointer with 0.2 seconds to play in a win at Philadelphia (1/30/16) for his second career game-winner with two seconds or less in regulation ... Totaled 12 points, eight rebounds and two assists, including a career-high six offensive boards in a win vs. Atlanta (3/1/16) ... Posted a double-double with 15 points and a season-high tying 11 rebounds in a win at Utah (3/30/16), which marked the 300th game of his career ... Shot 8-of-11 from the floor, including 4-for-5 from beyond the arc as he tallied 20 points and five rebounds vs. Minnesota (4/5/16).

**2016 NBA Playoffs:** Averaged 9.0 ppg (.385 FG%, .342 3pt%, .765 FT%), 4.7 rpg, 1.3 apg, 0.7 spg and 30.9 mpg in 24 games (23 starts) ... As a starter, averaged 9.2 ppg (.386 FG%, .347 3pt%, .765 FT%), 4.5 rpg, 1.2 apg, 0.7 spg and 31.3 mpg in 23 games ... As a reserve, totaled five points (2-6 FG, 1-4 3pt), eight rebounds, two assists and two steals in 22 minutes in one game ... Averaged 9.3 ppg (.352 FG%, .310 3pt%, .600 FT%), 4.4 rpg, 1.4 apg, 0.7 spg, 0.4 and 31.7 mpg in seven games (7 starts) during the 2016 NBA Finals for the Warriors ... Scored in double figures in 11 games ... Grabbed 10 or more rebounds in one game ... Recorded one double-double ... **Top Single-Game Performances:** Posted his third career postseason double-double with 10 points and tied his career-high for the playoffs with 12 rebounds, including a postseason career-high tying nine defensive boards in a win vs. Portland (5/1/16) ... Totaled 17 points, eight rebounds and three assists as he shot 7-for-11 from the floor at Cleveland (6/8/16) ... Scored 14 points in addition to eight boards, two assists and one steal in a win vs. Cleveland (6/10/16).

**2014-15 (Golden State):** Averaged 10.1 ppg (.482 FG%, .405 3pt%, .720 FT%), 5.5 rpg, 1.4 apg, 0.7 spg and 28.3 mpg in 82 games (82 starts) ... Set new single season career-highs in 3-point field goal percentage and games played ... One of 11 players during the 2014-15 campaign to play in all 82 contests ... Ranked 12th in 3-point field goal percentage and 12th in effective field goal percentage (.548) ... Scored in double figures in 46 games, including five games with 20 or more points ... Posted 10+ rebounds in six games ... Notched six double-doubles ... **Top Single-Game Performances:** Posted a double-double with 12 points, 13 rebounds, three assists and two steals, including a career-high 12 defensive rebounds at the LA Clippers (12/25/14) ... Recorded 23 points and seven rebounds on 8-of-14 shooting as he made five 3-pointers on five attempts in a win vs. Oklahoma City (1/5/15) as he was the first Warriors player to knock down five or more 3s without a miss since Anthony Morrow on Mar. 8, 2010 ... Totaled nine points going 4-for-10 from the floor in a win at Philadelphia (2/9/15) as he became the 75th player in Warriors history to reach 2,000 points with the team ... Tallied 12 points, six rebound and one assist in a win vs. Dallas (3/6/15) marking the 300th assist of his career ... Scored a season-high 25 points as he went 11-of-13 from the field and added four rebounds, one assist and one steal in a win vs. Atlanta (3/18/15) ... Scored four points, including a game-winner with 0.4 seconds remaining in a win vs. Phoenix (4/2/15), which was the first buzzer beater of his career with two seconds or less to go in the game.

**2015 NBA Playoffs:** Averaged 10.6 ppg (.440 FG%, .355 3pt%, .735 FT%), 5.2 rpg, 1.5 apg, 0.8 spg, 0.5 bpg and 32.4 mpg in 21 games (21 starts)



# #40 HARRISON BARNES

... Averaged 8.8 ppg (.373 FG%, .421 3pt%, .778 FT%), 5.8 rpg, 0.8 apg, 0.8 spg, 0.5 bpg and 32.9 mpg in six games during the 2015 NBA Finals to help the Warriors win the 2015 NBA Finals Championship ... Scored in double figures in 14 games, including one game with 20 or more points; had a playoff career-best seven straight games with 10+ points from May 3 to May 19 ... Grabbed 10 or more rebounds in one game ... **Top Single-Game Performances:** Shot 7-for-10 from the field for 16 points to go with six rebounds and one assist at Memphis (5/9/15) ... Totaled 24 points as he made a playoff career-high 10 field goals on 20 attempts to go with seven rebounds and one steal in a win vs. Houston (5/27/15) ... Posted eight points, 10 rebounds, two assists, two steals and one block, including a playoff career-high six offensive boards in a win vs. Cleveland (6/14/15) ... Recorded nine points, two rebounds, two assists and one steal in a championship clinching win at Cleveland (6/16/15).

**2013-14 (Golden State):** Averaged 9.5 ppg (.399 FG%, .347 3pt%, .718 FT%), 4.0 rpg, 1.5 apg, 0.8 spg and 28.3 mpg in 78 games (24 starts) ... As a starter, averaged 12.2 ppg (.412 FG%, .296 3pt%, .680 FT%), 4.7 rpg, 2.1 apg, 1.1 spg and 36.4 mpg in 24 games ... As a reserve, averaged 8.3 ppg (.391 FG%, .378 3pt%, .745 FT%), 3.7 rpg, 1.2 apg, 0.7 spg and 24.6 mpg in 54 games ... Set single season career-high in steals per game ... Scored in double figures in 35 games, including five games with 20 or more points and one game with 30+ points ... Posted 10+ rebounds in one outing ... Notched one double-double ... Missed four games ... Did not play in four games due to left toe inflammation (10/30-11/4/13) ... **Top Single-Game Performances:** Posted 16 points, eight boards and five assists in a career-high 49 minutes vs. Memphis (11/20/13) ... Totaled 14 points, seven rebounds, two assists, one block and a new career-high four steal at Houston (12/6/13) ... Recorded his lone double-double with 20 points, 12 rebounds, four assists and one steal vs. Houston (12/13/13) ... Scored 23 points off the bench on 9-of-15 shooting while adding six rebounds, one steal and one block (2/8/14) ... Went 11-for-21 from the field and 3-of-5 from beyond the arc for a season-high 30 points to go with five rebounds, three assists and one steal in a win at Denver (4/16/14).

**2014 NBA Playoffs:** Averaged 7.9 ppg (.396 FG%, .381 3pt%, .563 FT%), 4.0 rpg, 1.1 apg, 0.4 bpg and 22.2 mpg in seven games (0 starts) ... Scored in double digits in two games ... **Top Single-Game Performances:** Recorded 14 points, eight rebounds, one assist and one block in a win vs. the LA Clippers (4/19/14) ... Knocked down six of his seven field goal tries, including 2-of-3 on 3-pointers while tallying two rebounds, four assists and one steal in a win vs. the LA Clippers (4/27/14).

**2012-13 (Golden State):** An All-Rookie First Team Selection after he averaged 9.2 ppg (.439 FG%, .359 3pt%, .758 FT%), 4.1 rpg, 1.2 apg, 0.6 spg and 25.4 mpg in 81 games (81 starts) ... Set single season career-high in steals per game ... Among first-year players, ranked fifth in points per game, 10th in rebounds per game, 10th in field goal percentage and seventh in 3-point field goal percentage ... Scored in double figures in 35 games, including three games with 20-plus points ... Posted 10+ rebounds in five contests ... Recorded four double-doubles ... Missed one game ... Did not play in one game due to a sore left knee (1/29/13) ... **Top Single-Game Performances:** Totaled 19 points, 13 rebounds, one assist and one steal in a win vs. Atlanta (11/14/12) as he is the last Warriors rookie with 19 points and 13 rebounds or more in a single game and the first since Anthony Randolph had 24 points and 16 rebounds on Apr. 13, 2009 vs. San Antonio; he was the first Warriors rookie with 13+ boards since Chris Hunter grabbed 13 rebounds on Mar. 6, 2013 at Charlotte ... Posted a double-double with 20 points and 12 rebounds as he shot 8-for-16 from the field in a win at Dallas (11/19/12) ... Made eight shots on 11 field goal attempts, including going 5-for-6 from 3-point distance to go with six rebounds at Denver (1/13/13) ... Notched a season-high 21 points while adding eight rebounds in a win vs. Phoenix (2/2/13) ... Tallied 16 points, six rebounds and three steals going 7-for-17 from the floor at Boston (3/1/13).

**2013 NBA Playoffs:** Averaged 16.1 ppg (.444 FG%, .365 3pt%, .857 FT%), 6.4 rpg, 1.3 apg, 0.6 spg, 0.4 bpg and 38.4 mpg in 12 games (12 starts) ... One of 14 rookies in NBA history to average 16.0 points and 6.0 rebounds per game during the playoffs (min. 10 games); Sixers guard/forward Ben Simmons (2018) was the last rookie to average 16.0 points and 6.0 rebounds per game during the playoffs and prior to Barnes, former Spurs center David Robinson was the last first-year player to accrue averages of 16.0 points and 6.0 rebounds per game during San Antonio's 1990 NBA postseason run ... Led all rookies in points per game and rebounds per game ... Scored in double digits nine times, including four contests with 20+ points; had a career-high seven consecutive outings with 10 or more points from Apr. 30 to May 14 ... Collected 10 or more rebounds in two games ... Posted two double-doubles ... **Top Single-Game Performances:** Set new career-highs for the playoffs going 5-for-10 from beyond the arc as he shot 7-of-17 from the field for 23 points to go along with nine rebounds, two steals and one assist at Denver (4/30/13) ... Notched 19 points and a playoff career-high 12 rebounds, including a playoff career-high nine rebounds on the defensive end in a postseason career-high 53 minutes at San Antonio (5/6/13) ... Posted a postseason career-high 26 points while adding 10 rebounds, one assist and one steal as he set his playoff career-highs going 7-of-7 from the charity stripe in a win vs. San Antonio (5/12/13).

**COLLEGE (North Carolina, 2010-12):** Averaged 16.4 ppg (.430 FG%, .349 3pt%, .734 FT%), 5.5 rpg, 1.3 apg, 0.9 spg, 0.4 bpg and 29.3 mpg in 75 career collegiate games (73 starts) in two seasons for the Tar Heels ... 18th in career points per game in program history ... His jersey No. 40 was honored by his alma mater after he was a NABC Second Team All-America selection during the 2011-12 season ... Assisted in back-to-back Elite Eight appearances by North Carolina ... As a sophomore, averaged 17.1 ppg (.440 FG%, .358 3pt%, .723 FT%), 5.2 rpg, 1.1 apg, 1.1 spg and 29.2 mpg in 38 games (37 starts) during the 2011-12 season ... Scored the 20th most points (648) in a single season in North Carolina Men's Basketball annals ... For his performances during his second season with UNC he was selected to the NABC All-America Second Team, NABC All-District (2) First Team, Sporting News All-American Third Team, All-ACC First Team, All-ACC Tournament Second Team and USBWA All-District Team ... **Top Single-Game Performances:** Totaled 26 points and 10 rebounds for a double-double as he went 9-for-15 from the floor and knocked down seven of his eight free throw attempts in a win vs. Texas (12/21/11) ... Went 10-of-15 on field goals for 25 points while adding five rebounds and four steals in a win vs. Boston College (1/7/12), which set the Tar Heel record for most steals in a single game against Boston College ... Scored 27 points going 8-for-14 from the field and 10-of-12 from the free throw line while adding six rebounds, three steals and one block in a win at Virginia Tech (1/19/12) ... Recorded 23 points and seven rebounds in the ACC Tournament Championship game against Florida State (3/11/12) ... As a freshman, averaged 15.6 ppg (.421 FG%, .344 3pt%, .750 FT%), 5.8 rpg, 1.4 apg, 0.7 spg, 0.4 bpg and 29.4 mpg in 37 games (36 starts) during the 2010-11 season ... Fifth highest points per game average (15.7) and fourth most points (580) in a single season by a freshman in UNC Men's basketball history ... His freshman honors included ACC Rookie of the Year, All-ACC Second Team, NABC All-District (2) Second Team, USBWA All-District Team, USBWA and FoxSports.com Freshman All-America, All-ACC Tournament First Team and NCAA East Regional All-Tournament ... Just the ninth Tar Heel to earn ACC Rookie of the Year, 14th to garner Freshman All-America honors and the 11th North Carolina freshman to be selected to the All-ACC Tournament First Team ... Awarded ACC Rookie of the Week three times ... Averaged 24.7 ppg (.556 FG%, .500 3pt%, .867 FT%), 5.0 rpg, 1.0 apg and 37.3 mpg in three games (3 starts) during the ACC Men's Basketball Tournament



... Averaged 21.0 ppg (.427 FG%, .333 3pt%, .692 FT%), 8.3 rpg, 2.0 apg, 1.8 spg, 0.8 bpg and 33.8 mpg in four games (4 starts) during the NCAA Men's Basketball Tournament ... His 84 total points and 21.0 points per game during NCAA Tournament play is the most points and highest points per game average by a UNC freshman in an NCAA Tournament ... Was the first freshman Tar Heel to score 20-plus points in each of his first three career NCAA Tournament contest and just the second player in program history regardless of class to complete the feat ... Joined Tyler Zeller as the first players at North Carolina to score 20 or more points in three consecutive NCAA games since 2005 ... **Top Single-Game Performances:** Scored 19 points to go with 10 rebounds, two assists and one steal in a win vs. Long Beach State [12/11/10] ... Made 12-of-17 field goal attempts, tying the ACC freshman record for field goals made while also going 6-for-8 from beyond the arc and 10-of-11 from the free throw line for 40 points, eight rebounds and one assist, including 14 points in overtime alone in an ACC Tournament semifinal win against Clemson (3/11/11) setting the record for the most points by any player in the ACC semifinals while tying a conference record for the most points in an ACC game by a freshman; the game is tied for the fifth highest single game point total in ACC Tournament history and was the first 40-point performance in the ACC Tournament since Randolph Childress scored 40 for Wake Forest against Duke on Mar. 10, 1995; first time a freshman recorded 40-plus points in a game since Tyler Hansbrough had 40 against Georgia Tech on Feb. 15, 2006 ... Posted a double-double with 24 points, 16 rebounds, three assists and two steals in an NCAA Tournament opening round win vs. LIU-Brooklyn (3/18/11) which tied the school record for the most points by a freshman in his first NCAA Tournament game ... Recorded 20 points, nine rebounds, two blocks, one assist and one steal in a win vs. Marquette (3/25/11) to advance the Tar Heels to the Elite Eight.

**USA BASKETBALL:** Made the 2019 World Cup roster after participating in USA basketball's training camp ... A member of the 2016 U.S. Olympics Men's Basketball Team that competed in Rio de Janeiro, Brazil that went 8-0 to secure USA's third consecutive Olympic gold medal ... Averaged 4.3 ppg (6-13 FG, 1-3 3pt, 4-4 FT), 1.8 rpg, 0.8 apg, 0.5 spg and 8.0 mpg in four games during the 2016 Olympics ... Averaged 5.8 ppg (.444 FG%, 3-10 3pt, 2-3 FT), 1.6 rpg, 1.0 spg and 14.8 mpg in five games as a member of the 2016 USA National Team who went 5-0 in their pre-Olympic tour outings ... Selected to the 2016 U.S. Olympic Men's Basketball Team on June 27, 2016 ... Played for USA Blue Team in the 2015 Showcase after being named to the 2015-16 National Team on Aug. 6, 2015 ... Chosen to be a part of the 2014 USA Select Team that trained with the 2014 USA National Team ... Participated in the 2013 USA National Team minicamp, playing in the 2013 Showcase for USA Blue Team ... Helped the 2010 USA Junior National Select Team defeat the World Select Team in the Nike Hoop Summit with a team-high 27 points.

**HIGH SCHOOL:** Attended Ames High School in Ames, Iowa and led the Little Cyclones to back-to-back state championships in 2009 and 2010 ... Broke Iowa's state scoring record with 1,787 career points, which was previously held by Fred Hoiberg ... Won 53 straight games during their state title runs (26-0 in 2009, 27-0 in 2010) on his way to earning multiple honors during his prep career alongside Indiana Pacers forward Doug McDermott ... During his senior season, averaged 27.1 points, 10.4 rebounds, 4.0 assists and 4.0 steals as he was honored as USA Today's National Player of the Year and the 2010 Morgan Wootten National Player of the Year Award, which considers character, leadership and student-athlete values ... Named a McDonald's All-American, Mr. Basketball USA, Iowa Mr. Basketball and Iowa Gatorade Player of the Year as well as being selected to USA Today's All-America First Team, Parade All-America First Team and Iowa All-State First Team ... Awarded Most Valuable Player at the 2010 McDonald's All-Star Game, the 2010 Nike Hoop Summit and the 2010 Jordan Brand Classic ... Also MVP of the 2010 state championship game after he scored 19 points in a 47-37 win over Southeast Polk ... The Sporting News' 2009 National High School Athlete of the Year after his junior season as he was honored with a Parade All-America Second Team selection and won his first Iowa Gatorade Player of the Year award while making the All-State First Team.

**PERSONAL:** Full name is Harrison Bryce Jordan Barnes ... His mother is Shirley Barnes and he has one sister, Jordan-Ashle ... Given the middle name "Jordan" because his mother was a big fan of Michael Jordan ... Barnes and his wife Brittany, got married in the summer of 2017 ... The couple welcomed their first child, August, in August 2021 ... One of nine members on the Executive Committee of the NBPA, serving as Secretary-Treasurer since 2021 ... Honored as the Oscar Robertson Triple-Double Award recipient for the 2021-22 season ... Barnes and his wife, Brittany, gifted 100 families associated with Sierra Health Foundation grocery gift cards to Raley's and provided a meal at Fixin's during the holiday season in 2021 ... In the spring of 2022, participated in The Huddle as part of the Sacramento Kings social justice initiative, Team Up for Change ... Launched a series on his social channels entitled "Conversations with Harrison," in which he speaks with nonprofit and community leaders, educators, athletes, elected officials and business leaders to promote their work and bring attention to their causes ... Co-Founder of [Give Us the Ballot](#) ... Barnes donated \$200,000 to eight different nonprofits that were created by victims of police brutality and gun violence ... During the suspension of the 2019-20 season and amid the coronavirus pandemic, Barnes and Brittany, donated \$40,000 to fund weekly groceries for vulnerable families and seniors for an entire month ... Him and his wife also provided Dutch Bros. coffee and pastries to physicians and staff who were working on the front lines in the ICU at the Kaiser Permanent South Sacramento Medical Center ... Along with teammates, jointly donated more than 1,000 meals to families and children during the COVID-19 pandemic while also directly supporting local restaurants ... Advised youth in India and Iowa who participated in the Jr. NBA Global Championship regarding skills both on and off the court ... In June 2017, he hosted a youth basketball camp and leadership discussion with former Dallas Police Chief David Brown in South Dallas ... During May of 2017, he traveled to Alicante, Spain, for NBA Zone, which was a free, three-day interactive fan event presented by BBVA ... Has hosted Holidays With Harrison during the holidays where he surprised youth essay contest winners with an all-expense paid shopping spree at the adidas store in San Francisco ... Supports the Boys & Girls Club of America and was a board member for the Boys & Girls Club of Oakland ... At NBA All-Star 2013, he was an honorary coach for the NBA Cares Special Olympics Unified Sports Basketball Game ... Brought the Larry O'Brien Championship Trophy to his hometown of Ames, Iowa on July 4th where he served as the Grand Marshal for the Ames July 4th Parade ... Barnes received a key to the city from the mayor on July 13, which was declared "Harrison Barnes Day" ... In the summer of 2014, he opened a PO Box for fans to send items for that he would autograph and send back ... Enjoys watching international soccer and traveled to Brazil for the 2014 FIFA World Cup ... A fan of FC Barcelona and brought the Larry O'Brien Championship Trophy to a practice when Barcelona made a stop in the Bay Area before their friendly against Manchester United at Levi's Stadium during the summer of 2015 ... A member of the track and field team in high school (high jump and long jump) and he played saxophone as well as sang in the school choir ... He was a part of DECA (marketing and management club) and SHEPH (students helping to eliminate poverty and hunger) during his time in college and participated in local food drives and worked with the Ronald McDonald House ... Made the honor roll all four years of high school and was an Advanced Placement Scholar (students who receive scores of 3 or higher on three or more AP Exams) ... @hbarnes on Twitter and Instagram.

# #3 CHRIS DUARTE

**POSITION:** Guard

**HEIGHT/WEIGHT:** 6-6 / 190lbs

**YEARS:** 3rd NBA season

**BEFORE NBA/COUNTRY:** Oregon/Dominican Republic

**HIGH SCHOOL:** Redemption Christian Academy (Troy, NY)

**BORN:** 06/13/97 (Puerto Plata, Dominican Republic)



## NBA REGULAR SEASON STATISTICS

YEAR-TEAM	G	MIN	FGM	FGA	PCT	FG3M	FG3A	PCT	FTM	FTA	PCT	OFF	DEF	TOT	AST	PF	DQ	STL	TO	BLK	PTS	RPG	APG	PPG
21-22 IND	55	1541	268	621	.432	94	255	.369	90	112	.804	41	185	226	114	95	0	56	90	10	720	4.1	2.1	13.1
22-23 IND	46	897	123	333	.369	55	174	.316	61	72	.847	19	96	115	64	65	0	25	41	9	362	2.5	1.4	7.9
<b>TOTALS</b>	<b>101</b>	<b>2438</b>	<b>391</b>	<b>954</b>	<b>.410</b>	<b>149</b>	<b>429</b>	<b>.347</b>	<b>151</b>	<b>184</b>	<b>.821</b>	<b>60</b>	<b>281</b>	<b>341</b>	<b>178</b>	<b>160</b>	<b>0</b>	<b>81</b>	<b>131</b>	<b>19</b>	<b>1082</b>	<b>3.4</b>	<b>1.8</b>	<b>10.7</b>

### DUARTE'S CAREER HIGHS

MIN:	45	10/22/21	IND	@	WAS
FGM:	10 (3)	10/31/22	IND	@	BKN
FGA:	21	10/23/21	MIA	@	IND
3FGM:	6	10/20/21	IND	@	CHA
3FGA:	11	12/23/21	HOU	@	IND
FTM:	7 (3)	01/20/23	IND	@	DEN
FTA:	8 (2)	01/25/23	IND	@	ORL
OREB:	3 (4)	10/24/22	IND	@	PHI
DREB:	8	03/02/23	IND	@	SAS
REB:	9 (3)	03/02/23	IND	@	SAS
AST:	6 (4)	01/27/23	MIL	@	IND
STL:	6	01/25/23	IND	@	ORL
TO:	5	10/30/21	TOR	@	IND
BLK:	2	01/29/23	IND	@	MEM
PTS:	30	10/31/22	IND	@	BKN

**TRANSACTIONS/CAREER NOTES:** Selected in the first round (13th overall) out of Oregon in the 2021 NBA Draft (6/29/21) ... Signed a multi-year deal with Indiana (8/4/21) ... Acquired in a trade by Sacramento from Indiana in exchange for a 2028 second-round pick and a 2030 second-round pick (7/6/23).

**NBA CAREER:** Averaging 10.7 ppg (.410 FG%, .348 3pt%, .821 FT%), 3.4 rpg, 1.8 apg, 0.8 spg and 24.1 mpg in 101 career NBA games (51 starts) over two seasons with one team: Indiana (2021-23) ... Named to the 2021-22 All-Rookie Second Team ... Selected to the 2021 NBA Rising Stars game.

**2022-23 (Indiana):** Averaged 7.9 ppg (.369 FG%, .316 3pt%, .847 FT%), 2.5 rpg, 1.4 apg and 19.5 mpg in 46 games (12 starts) ... As a starter, averaged 10.5 ppg (.410 FG%, .339 3pt%, .857 FT%), 2.9 rpg, 1.8 apg, 0.8 spg and 25.7 mpg in 12 games ... As a reserve, averaged 6.9 ppg (.352 FG%, .304 3pt%, .841 FT%), 2.4 rpg, 1.2 apg and 17.3 mpg in 34 games ... Scored in double figures in 14 games, including two games with 20+ points and one game with 30 points ... Made five or more 3-point field goals in two games ... Missed 36 games, including 32 due to injury/illness ... Inactive in 19 games due to a left ankle sprain (11/7-12/12) ... Inactive in two games due to G League Assignment (12/14-12/16) ... Did not dress in one game due to

left ankle soreness (2/5) ... Inactive in eight games due to left ankle soreness (3/16-3/18, 3/27-3/31, 4/5-4/9) ... Inactive in four games due to a sore left ankle (3/20-3/24, 4/2) ... **Top Single-Game Performances:** Went 10-for-15 from the field, including 5-of-10 from 3-point range, scoring a career-high 30 points at BKN (10/31/22) ... Had a 25-point performance, going 7-of-15 from the floor and 7-for-7 from the charity stripe vs. MEM (1/14/23) ... Posted 16 points and five assists while setting his career high in steals with six at ORL (1/25/23).

**2021-22 (Indiana):** Averaged 13.1 ppg (.432 FG%, .369 3pt%, .804 FT%), 4.1 rpg, 2.1 apg, 1.0 spg and 28.0 mpg in 55 games (39 starts) ... As a starter, averaged 13.7 ppg (.444 FG%, .381 3pt%, .857 FT%), 4.1 rpg, 2.1 apg, 0.9 spg and 29.8 mpg in 39 games ... As a reserve, averaged 11.7 ppg (.399 FG%, .338 3pt%, .686 F%), 4.3 rpg, 1.9 apg, 1.2 spg and 23.9 mpg in 16 games ... Selected to the 2021-22 All-Rookie Second Team ... Among rookie league leaders, ranked sixth in scoring average and in steals per game, eighth in made 3s (94) and fifth in 3-point shooting percentage ... Had 10+ points in 40 games and 20+ points in six games ... Missed 27 games, including 25 due to injury/illness ... Inactive in two games due to right shoulder soreness (11/15-11/17) ... Inactive in three games due to health and safety protocols (12/31-1/4) ... Inactive in one game due to return to competition reconditioning (1/5) ... Inactive in two games due to personal reasons (1/10-1/12) ... Did not dress in four games due to a sore left big toe (2/15-2/16, 3/13, 3/20) ... Inactive in 12 games due a sore left big toe (2/25, 3/18, 3/23-4/10) ... Did not play in three games due to a sore left big toe (3/2-3/6) ... **Top Single-Game Performances:** Set the Pacers franchise record for points in a rookie's debut, scoring 27 points on 9-of-15 shooting, including going 6-for-9 from beyond the arc at CHA (10/20/21) ... Collected nine boards to go with 15 points and four assists in a win vs. DET (12/16/21) ... Totaled 27 points, seven rebounds and three steals in a win at GSW (1/20/22).

**COLLEGE (Oregon, 2019-21/Northwest Florida State, 2017-19):** Averaged 14.9 ppg (.473 FG%, .380 3pt%, .803 FT%), 5.1 rpg, 2.1 apg, 1.8 spg and 32.1 mpg in 54 career games (54 starts) during two seasons at Oregon ... As a senior during the 2020-21 season, averaged 17.1 ppg (.532 FG%, .424 3pt%, .810 FT%), 4.6 rpg, 2.7 apg, 1.9 spg, 0.8 bpg and 34.1 mpg in 26 games (26 starts) on his way to earning the 2021 Jerry West Shooting Guard of the Year Award ... Selected as the Pac-12 Player of the Year by the Associated Press ... Named Second Team All-American by Sports Illustrated while earning All-Pac-12 First Team and Pac-12 All-Defensive Team honors ... One of two players at the Division 1 level to average 17.0 points and 1.9 steals per contest on .500 percent shooting from the field ... Among conference leaders, ranked second in 3s (2.4) and steals per game and seventh in scoring ... Scored in double figures in 24 games, including 20+ points in 11 games ... Recorded 23 points and four steals in a win vs. Stanford (1/2/21) ... Totaled 27 points, five rebounds, three steals and a pair of blocks at Colorado (1/7/21) ... Posted 25 points and six steals in a win at Utah (1/9/21) ... During the 2019-20 season, averaged 12.9 ppg (.414 FG%, .336 3pt%, .795 FT%), 5.6 rpg, 1.6 apg, 1.7 spg and 30.2 mpg in 28 games (28 starts) ... Received All-Pac-12 and Pac-12 All-Defensive Honorable Mention honors ... Ranked fourth





in the Pac-12 in steals per game ... Played in five games with a broken finger and missed three games due to the injury ... Posted double figure scoring in 19 games, including four games with 20+ points and two games with 30+ points ... Collected 10+ rebounds in two games ... Recorded one double-double ... Knocked down 12 of his 15 field goal attempts, including going 6-for-9 from 3-point distance, finishing with 30 points, five rebounds and six assists in a win vs. Alabama State (12/29/19) ... Scored 30 points and added 11 rebounds and eight steals in a win vs. USC (1/23/20) as he fell one steal shy of the single-game program record ... Had an all-around performance, totaling 24 points, six rebounds, six steals, five assists and a pair of blocks in a win vs. UCLA (1/26/20) ... As a sophomore, averaged 19.0 ppg (.541 FG%, .400 3pt%, .808 FT%), 7.1 rpg, 2.6 apg, 1.2 spg, 1.1 bpg and 31.1 mpg in 33 games (33 starts) during the 2018-19 season at Northwest Florida State College ... Named 2019 National Player of the Year by the National Junior College Athletic Association ... Selected to the 2018-19 NJCAA All-American First Team ... Received MVP honors for the 2019 NJCAA All-Star Game ... Tabbed as the Panhandle Conference Player of the Year as he led the Raiders to a fifth-consecutive conference title while helping his team to the NJCAA Elite Eight ... Averaged 12.1 ppg (.546 FG%, .367 3pt%, .700 FT%), 6.8 rpg, 1.8 apg, 2.0 spg and 23.3 mpg in 32 games (1 start) ... Earned a spot on the All-Panhandle Conference First Team.

**DOMINICAN REPUBLIC NATIONAL BASKETBALL TEAM:** Participated in the 2021 FIBA World Cup Americas Qualifiers for the Dominican Republic ... Averaged 15.5 ppg, 2.5 rpg, 2.5 apg, 2.5 spg and 31.5 minutes in two games.

**HIGH SCHOOL:** Rated fifth overall among players in the state of New York in 2016-17 ... Attended and competed for Redemption Christian Academy in Troy, N.Y. ... Also played with the New York Lightning AAU program.

**PERSONAL:** Born in Puerto Plata, Dominican Republic, to parents Ana Luisa and Leonardo Duarte ... Has one son, Christopher Jr., and one daughter, Sofia, with his girlfriend, Sylvia ... He moved to the United States at age 16 and played two years in high school at Redemption Christian Academy in Troy, New York ... Became only the fourth player from the Dominican Republic to be drafted in the first round of the NBA Draft.



# #17 KESSLER EDWARDS

POSITION: Forward

HEIGHT/WEIGHT: 6-8 / 214lbs

YEARS: 3rd NBA Season

BEFORE NBA/COUNTRY: Pepperdine/USA

HIGH SCHOOL: Etiwanda HS  
(Rancho Cucamonga, CA)

BORN: 08/09/00 (Glendale, CA)

### NBA REGULAR SEASON STATISTICS

YEAR-TEAM	G	MIN	FGM	FGA	PCT	FG3M	FG3A	PCT	FTM	FTA	PCT	OFF	DEF	TOT	AST	PF	DQ	STL	TO	BLK	PTS	RPG	APG	PPG
21-22 BKN	48	987	110	267	.412	48	136	.353	16	19	.842	44	128	172	31	85	0	29	42	24	284	3.6	0.6	5.9
22-23 BKN/SAC	36	386	36	93	.387	17	55	.309	11	15	.733	23	38	61	23	40	0	14	13	6	100	1.7	0.6	2.8
<b>TOTALS</b>	<b>84</b>	<b>1373</b>	<b>146</b>	<b>360</b>	<b>.406</b>	<b>65</b>	<b>191</b>	<b>.340</b>	<b>27</b>	<b>34</b>	<b>.794</b>	<b>67</b>	<b>166</b>	<b>233</b>	<b>54</b>	<b>125</b>	<b>0</b>	<b>43</b>	<b>55</b>	<b>30</b>	<b>384</b>	<b>2.8</b>	<b>0.6</b>	<b>4.6</b>

### NBA PLAYOFFS STATISTICS

YEAR-TEAM	G	MIN	FGM	FGA	PCT	FG3M	FG3A	PCT	FTM	FTA	PCT	OFF	DEF	TOT	AST	PF	DQ	STL	TO	BLK	PTS	RPG	APG	PPG
21-22 BKN	2	7	0	0	---	0	0	---	0	0	---	0	0	0	1	3	0	1	0	0	0	0.0	0.5	0.0
22-23 SAC	6	7	0	0	---	0	0	---	0	0	---	0	1	1	0	0		0	0	0	0	0.2	0.0	0.0
<b>TOTALS</b>	<b>8</b>	<b>14</b>	<b>0</b>	<b>0</b>	<b>---</b>	<b>0</b>	<b>0</b>	<b>---</b>	<b>0</b>	<b>0</b>	<b>---</b>	<b>0</b>	<b>1</b>	<b>1</b>	<b>1</b>	<b>3</b>	<b>0</b>	<b>1</b>	<b>0</b>	<b>0</b>	<b>0</b>	<b>0.0</b>	<b>0.5</b>	<b>0.0</b>

#### EDWARDS' CAREER HIGHS

MIN:	44	12/14/21	TOR	@	BKN
FGM:	7	12/14/21	TOR	@	BKN
FGA:	13 (2)	02/12/22	BKN	@	MIA
3FGM:	4	01/15/22	NOP	@	BKN
3FGA:	7 (3)	02/12/22	BKN	@	MIA
FTM:	3	01/26/22	DEN	@	BKN
FTA:	3	01/26/22	DEN	@	BKN
OREB:	4 (2)	12/10/22	BKN	@	IND
DREB:	6 (3)	03/11/23	SAC	@	PHX
REB:	10	12/14/21	TOR	@	BKN
AST:	3 (2)	03/25/23	UTA	@	SAC
STL:	3 (4)	02/12/22	BKN	@	MIA
TO:	4	02/28/22	TOR	@	BKN
BLK:	3	12/18/21	ORL	@	BKN
PTS:	17	12/14/21	TOR	@	BKN

**TRANSACTIONS/CAREER NOTES:** Selected in the second round (44th) of the 2021 NBA Draft by the Brooklyn Nets out of Pepperdine (6/29/21) ... Agreed to a two-way contract with Brooklyn (8/16/21) ... Had his two-way contract converted to a standard NBA contract with Brooklyn (4/10/22) ... Signed a multi-year deal with Brooklyn (7/6/22) ... Acquired by Sacramento along with cash considerations in exchange for the draft rights to David Michineau (2/8/23) ... Had his team option exercised by Sacramento (6/28/23).

**NBA CAREER:** Averaging 4.6 ppg (.406 FG%, .339 3pt%, .813 FT%), 2.8 rpg and 16.3 mpg in 82 career NBA games (27 starts) with two teams: Brooklyn (2021-23) and Sacramento (2022-23).

**NBA PLAYOFFS:** Notched one rebound, one assist and one steal in seven minutes in eight career postseason games (0 starts) with two teams: Brooklyn (2021-22 and Sacramento (2022-23).

**NBA G LEAGUE:** Averaged 16.9 points (.486 FG%, .400 3pt%, .947 FT%), 6.3 rpg, 1.9 apg, 1.3 spg, 1.1 bpg and 33.8 mpg in 14 games (14 starts) for the Long Island Nets during the 2022-23 season.

#### EDWARDS' PLAYOFFS CAREER HIGHS

MIN:	4	04/17/22	BKN	@	BOS
FGM:					
FGA:					
3FGM:					
3FGA:					
FTM:					
FTA:					
OREB:					
DREB:	1	04/30/23	GSW	@	SAC
REB:	1	04/30/23	GSW	@	SAC
AST:	1	04/17/22	BKN	@	BOS
STL:	1	04/17/22	BKN	@	BOS
TO:	1	04/20/22	BKN	@	BOS
BLK:					
PTS:					

**2023-23 (Brooklyn/Sacramento):** Averaged 2.8 ppg (.387 FG%, .309 3pt% 11-15 FT), 1.7 rpg, 0.6 apg and 10.7 mpg in 36 games (4 starts) ... As a starter, averaged 7.3 ppg (.524 FG%, 4-12 3pt, 3-4 FT), 3.8 rpg, 1.0 apg and 23.1 mpg in four games ... As a reserve, averaged 2.2 ppg (.347 FG%, 302 3pt%, 8-11 FT), 1.4 rpg, 0.6 apg and 9.2 mpg in 32 games ... Traded from Brooklyn to Sacramento along with cash considerations in exchange for the draft rights to David Michineau on Feb. 8 ... Totaled 15 points (.250 FG%, 2-12 3pt, 1-2 FT), 14 rebounds, two assists, three steals and one block in 5.7 mpg in 14 games (1 start) with Brooklyn ... Averaged 3.9 ppg (.435 FG%, .349 3pt%, 10-13 FT), 2.1 rpg, 1.0 apg and 13.9 mpg in 22 games (3 starts) with Sacramento ... Scored in double figures in three games ... **Top Single-Game Performances:** Pulled down a season-high nine rebounds in a win at IND (12/10/22) ... Scored 12 points and pulled down seven boards in a win at PHX (3/11/23) ... Had nine points in his first start with Sacramento in a win at WAS (3/18/23).

**2023 NBA Playoffs:** Totaled one rebound over seven minutes played in six games (0 starts).

**2021-22 (Brooklyn):** Averaged 5.9 ppg (.412 FG%, .353 3pt%, 16-19 FT), 3.6 rpg, 0.6 apg and 20.6 mpg in 48 games (23 starts) ... As a starter, averaged 6.8 ppg (.393 FG%, .316 3pt%, 11-13 FT), 4.4 rpg, 0.8 spg, 0.8 bpg and 27.7 mpg in 23 games ... As a reserve, averaged 5.1 ppg (.438

FG%, .400 3pt%, 5-6 FT), 2.8 rpg, 0.8 apg and 14.0 mpg in 25 games ... Scored in double figures in 10 games ... Grabbed 10 rebounds in one game ... Recorded one double-double ... Missed 12 games due to being transferred to the G League ... Missed three games due to health and safety protocols ... Top Single-Game Performances: Set career highs with 17 points and 10 rebounds for his first career double-double in a win vs. TOR (12/14/21) ... Totaled nine points, five boards and a career-high three blocks in his first career start vs. ORL (12/18/21) ... Finished with 13 points,



five rebounds and three steals at MIA (2/12/22).

**2021 NBA Playoffs:** Totaled seven minutes in two games (0 starts).

**COLLEGE (Pepperdine, 2018-21):** In three seasons at Pepperdine, averaged 13.4 ppg (.477 FG%, .387 3pt%, .788 FT%), 6.6 rpg, 1.2 apg, 1.0 spg, 1.4 bpg and 32.0 mpg in 93 career games (85 starts) ... Ended his career ranked fifth in blocks (127), seventh in free throw percentage and eighth in made 3s (148) ... As a freshman, averaged 10.0 ppg (.447 FG%, .368 3pt%, .703 FT%), 5.6 rpg, 1.0 apg, 1.1 spg, 1.0 bpg and 29.4 mpg in 34 games (27 starts) ... Named to the WCC All-Freshman Team ... Scored 10+ points in 17 games ... Recorded three double-doubles ... Scored a season-high 19 points vs. Abilene Christian (12/1/19) ... Had 13 points and 11 rebounds at Santa Clara (1/10/19) ... In his second season, averaged 13.8 ppg (.489 FG%, .417 3pt%, .754 FT%), 7.5 rpg, 1.3 apg, 1.0 spg, 1.9 bpg and 33.2 mpg in 32 games (32 starts) ... His 60 blocks are tied for seventh-most in a single season in program history ... Received All-WCC Second Team honors as he led the conference in block shots while also ranking fourth in rebounding ... Scored in double figures 24 times, including six 20-point games and one 30-point outing ... Secured nine double-doubles ... Notched 22 points and 15 rebounds at Cal State Northridge (11/12/19) ... Scored a season-high 30 points vs. Central Arkansas (12/14/19) ... Appeared in 27 games (26 starts), averaging 17.2 ppg (.491 FG%, .378 3pt%, .876 FT), 6.8 rpg, 1.2 spg, 1.0 bpg and 33.9 mpg ... Named to the All-WCC First Team and NABC All-District Second Team ... Ranked second in blocks, second in free throw percentage and fourth in minutes per game in the conference ... Scored 37 points and added 11 rebounds vs. Pacific (1/21/21).

**PERSONAL:** Born in Glendale, Calif... Son of Fred and Ada Edwards... Has two brothers, Kyle and Kameron ... Kameron was a teammate for two seasons at Pepperdine ... Majored in interpersonal communications at Pepperdine ... Took part in a USA Basketball U19 training camp in June 2019 that served as a tryout for the U.S. FIBA World Cup squad ... Favorite NBA player growing up was Anthony Davis.



# #23 KEON ELLIS

POSITION: Guard

HEIGHT/WEIGHT: 6-5 / 175lbs

YEARS: 2nd NBA SEASON

BEFORE NBA/COUNTRY: Alabama/USA

HIGH SCHOOL: Leesburg HS (Leesburg, FL)

BORN: 01/08/00 (Eustis, FL)

## NBA REGULAR SEASON STATISTICS

YEAR-TEAM	G	MIN	FGM	FGA	PCT	FG3M	FG3A	PCT	FTM	FTA	PCT	OFF	DEF	TOT	AST	PF	DQ	STL	TO	BLK	PTS	RPG	APG	PPG
22-23 SAC	16	71	7	16	.438	6	12	.500	4	7	.571	4	4	8	6	10	0	5	1	1	24	0.5	0.4	1.5
<b>TOTALS</b>	<b>16</b>	<b>71</b>	<b>7</b>	<b>16</b>	<b>.438</b>	<b>6</b>	<b>12</b>	<b>.500</b>	<b>4</b>	<b>7</b>	<b>.571</b>	<b>4</b>	<b>4</b>	<b>8</b>	<b>6</b>	<b>10</b>	<b>0</b>	<b>5</b>	<b>1</b>	<b>1</b>	<b>24</b>	<b>0.5</b>	<b>0.4</b>	<b>1.5</b>

## NBA G LEAGUE REGULAR SEASON STATISTICS

YEAR-TEAM	G	MIN	FGM	FGA	PCT	FG3M	FG3A	PCT	FTM	FTA	PCT	OFF	DEF	TOT	AST	PF	DQ	STL	TO	BLK	PTS	RPG	APG	PPG
22-23 STK	23	699	138	268	.515	44	99	.444	40	51	.784	30	93	123	80	61	1	36	43	17	385	5.3	3.5	16.7
<b>TOTALS</b>	<b>23</b>	<b>699</b>	<b>138</b>	<b>268</b>	<b>.515</b>	<b>44</b>	<b>99</b>	<b>.444</b>	<b>40</b>	<b>51</b>	<b>.784</b>	<b>30</b>	<b>93</b>	<b>123</b>	<b>80</b>	<b>61</b>	<b>1</b>	<b>36</b>	<b>43</b>	<b>17</b>	<b>385</b>	<b>5.3</b>	<b>3.5</b>	<b>16.7</b>

### ELLIS' CAREER HIGHS

MIN:	16	02/05/23	SAC	@	NOP
FGM:	3	02/05/23	SAC	@	NOP
FGA:	5	02/05/23	SAC	@	NOP
3FGM:	2 (2)	02/06/23	SAC	@	HOU
3FGA:	3	02/05/23	SAC	@	NOP
FTM:	2	02/05/23	SAC	@	NOP
FTA:	3	02/05/23	SAC	@	NOP
OREB:	3	02/05/23	SAC	@	NOP
DREB:	1	02/06/23	SAC	@	HOU
REB:	4	02/05/23	SAC	@	NOP
AST:	2	02/05/23	SAC	@	NOP
STL:	2 (2)	04/07/23	GSW	@	SAC
TO:	1	02/14/23	SAC	@	PHX
BLK:	1	02/05/23	SAC	@	NOP
PTS:	10	02/05/23	SAC	@	NOP

**TRANSACTIONS/CAREER NOTES:** An early entrant candidate who went undrafted in the 2022 NBA Draft out of Alabama (6/23/22) ... Signed a Two-Way contract with Sacramento (7/2/22) ... Re-signed with Sacramento on a Two-Way deal (7/2/23).

**2022-23 (Sacramento/Stockton):** Averaged 1.5 ppg (7-16 FG, 6-12 3pt, 4-7 FT), 0.5 rpg, 0.4 apg and 4.4 mpg in 16 games (0 starts) with Sacramento ... During the Showcase Cup and regular season, averaged 15.9 ppg (.495 FG%, .418 3pt%, .766 FT%), 5.2 rpg, 3.5 apg, 1.7 spg, 0.8 bpg and 31.4 mpg in 35 games (35 starts) with Stockton ... Averaged 16.7 ppg (.515 FG%, .444 3pt%, .784 FT%), 5.3 rpg, 3.5 apg, 1.6 spg, 0.7 and 30.4 mpg in 23 games (23 starts) in the regular season ... Ranked 10th in the G League in 3-point shooting percentage ... **Top Single-Game Performances:** Scored his first career points with a 3-pointer in a win at HOU (1/11/23) ... Set his career highs with 10 points, four rebounds, two assists and a pair of steals at NOP (2/5/23).

**COLLEGE (Alabama, 2020-22/Florida Southwestern State College, 2018-20):** Averaged 8.9 ppg (.458 FG%, .371 3pt%, .831 FT%), 5.1 rpg, 1.4 apg, 1.5 spg and 24.4 mpg in 65 games (40 starts) over two seasons at Alabama from 2020-22 ... In 2021-22, averaged 12.1 ppg (.439 FG%, .366 3pt%, .881 FT%), 6.1 rpg 1.8 apg, 1.9 spg and 30.9 mpg in 33 games (33 starts) ...

Led the SEC and ranked 24th nationally in free throw percentage and ranked eighth in 3s per game in the SEC (2.0) ... Scored in double figures in 19 games, including three games with 20+ points ... Grabbed 10+ rebounds in two games ... Recorded 10+ double-doubles ... Notched his first career double-double with 15 points and a career-best 13 rebounds along with three assists and a steal against South Dakota State (11/12) ... Scored 22 points against Miami (11/28) at the ESPN Events Invitational, hitting a then-career-high five three-pointers in the victory ... Scored 13 points and a team-leading four steals in the Tide's win against Florida (1/5) ... Contributed 13 points while shooting 5-of-6 from the field in the Tide's win against Ole Miss (2/9) ... Contributed nine rebounds, nine points, five assists, a block and a steal in the Tide's win against Tennessee (12/30) ... Averaged 5.5 ppg (.504 FG%, .389 3pt%, .723 FT%), 4.0 rpg, 1.1 apg, 1.1 spg and 17.6 mpg in 32 games (7 starts) ... Scored a career-best 16 points on 5-of-6 shooting from the field and a perfect 3-of-3 from beyond the arc in the win over Florida (1/5) ... Scored 14 points, connecting a career-best 6-of-8 field goals including 2-of-4 from deep, with a clutch three in the final minutes to help fend off LSU in the SEC Championship game (3/14) ... Recorded the second double-digit game of his career with 11 points on 4-of-6 shooting from the field, to go along with five rebounds at then-No. 24 Oklahoma (1/30) ... Collected 10 points and matched career highs with nine rebounds and three steals in the Sweet 16 overtime loss to UCLA (3/28) ... Spent two seasons at Florida Southwestern where he was rated the No. 1 combo guard and No. 4 JUCO player in the country by 247Sports ... Named a Second Team NJCAA All-American after averaged 18.7 ppg in 2019-20 ... Connected on 54 percent shooting from the field, 40 percent from beyond the arc and 81 percent from the charity stripe for the year ... Made his presence felt on the defensive end as he averaged 2.1 steals and 1.2 blocks per game as a sophomore, making him just one of four players nationally to average 2.0 or more steals and 1.0 or more blocks per game ... His 562 points and 64 steals during his sophomore season are the most in a single season in school history ... Finished his career ranked among the program's top-10 in career points, field goals made, field goal percentage, three-pointers made, three-point percentage, free throws made, free throws attempted, blocked shots and ranks as FSU's all-time leader with 114 steals ... Helped lead the Buccaneers to a 59-5 record over his two seasons (2018-20) and back-to-back undefeated Suncoast Conference Championships, as well as consecutive berths in the NJCAA National Tournament ... Scored 20 or more points in 10 games during his freshman season, including a career-best 41 points in a 92-77 win over St. Petersburg College while he made a career-high eight three-pointers in a win over Miami Dade (Dec. 10, 2019).

**HIGH SCHOOL:** Led Leesburg High School under head coach Sean Campbell to back-to-back state titles in 2017 and 2018 ... A two-time Class



6A All-State and All-Area honoree by the Florida Association of Basketball Coaches (FABC) ... Averaged 18.1 points per game as a senior on his way to earning 2018 first team all-state honors ... Led Leesburg to a 29-1 record and a second consecutive state championship that season and was chosen to compete in the FABC All-Star game at the end of the year ... As a junior, he helped the Yellow Jackets to the first of consecutive state titles while earning second team all-state and first team all-area recognition ... Averaged 12.7 points, 11.0 rebounds and 2.0 assists per game during the 2017-18 campaign.

**PERSONAL:** Born Jan. 8, 2000 ... Son of Jeremy Evans and Montea Ellis ... Has two brothers, Antwan Clayton and Kavon Ellis, and a sister, Mone'k Clayton ... Oldest brother Antwan played basketball at Jacksonville University ... Majoring in business.



# #31 JORDAN FORD

POSITION: Guard

HEIGHT/WEIGHT: 6-1 / 175lbs

YEARS: 1st NBA SEASON

BEFORE NBA/COUNTRY: Saint Mary's (CA)/USA

HIGH SCHOOL: Folsom HS (Folsom, CA)

BORN: 05/26/98 (Citrus Heights, CA)

## NBA G LEAGUE REGULAR SEASON STATISTICS

YEAR-TEAM	G	MIN	FGM	FGA	PCT	FG3M	FG3A	PCT	FTM	FTA	PCT	OFF	DEF	TOT	AST	PF	DQ	STL	TO	BLK	PTS	RPG	APG	PPG
20-21 ACC	15	408	81	172	.471	29	67	.433	12	13	.923	10	26	36	53	24	0	11	14	0	209	2.4	3.5	13.9
21-22 ACC	31	734	113	245	.461	40	98	.408	24	28	.857	12	49	61	106	32	0	25	32	1	304	2.0	3.4	9.8
22-23 STK	32	835	180	362	.497	63	157	.401	29	36	.806	13	55	68	153	37	0	31	45	7	471	2.1	4.8	14.7
<b>TOTALS</b>	<b>78</b>	<b>1978</b>	<b>374</b>	<b>779</b>	<b>.480</b>	<b>132</b>	<b>322</b>	<b>.410</b>	<b>65</b>	<b>77</b>	<b>.844</b>	<b>35</b>	<b>130</b>	<b>165</b>	<b>312</b>	<b>93</b>	<b>0</b>	<b>67</b>	<b>91</b>	<b>8</b>	<b>984</b>	<b>2.1</b>	<b>4.0</b>	<b>12.6</b>

**TRANSACTIONS/CAREER NOTES:** Went undrafted in the 2020 NBA Draft out of Alabama (11/18/20) ... Signed a contract with the LA Clippers (11/27/20) ... Waived by the LA Clippers (12/16/20) ... Agreed to a deal with the Clippers(9/22/21) ... Waived by the Clippers (9/23/21) ... Signed a deal with Sacramento (10/13/22) ... Placed on waivers by Sacramento (10/14/22) ... Agreed to a contract with Sacramento (9/12/23) ... Had his contract converted to a Two-Way contract (9/14/23).

**G LEAGUE:** Averaged 12.6 ppg (.480 FG%, .410 3pt%, .844 FT%), 2.1 rpg, 4.0 apg, 0.9 spg and 25.4 mpg in 78 career G League games (38 starts) over three seasons with two teams: Aqua Caliente Clippers (2020-22) and Stockton Kings (2022-23) ... Averaged 14.2 ppg (.491 FG%, .396 3pt%, .809 FT%), 1.9 rpg, 4.3 apg, 1.1 spg and 25.9 mpg in 50 games (50 starts) during the Showcase Cup and regular season with Stockton during the 2022-23 season ... Averaged 14.7 ppg (.501 FG%, .404 3pt%, .806 FT%), 2.1 rpg, 4.8 rpg, 1.1 spg and 26.1 mpg in 32 games (32 starts) during the regular season with Stockton ... During the Showcase Cup, averaged 13.3 ppg (.474 FG%, .380 3pt%, .818 FT%), 1.3 rpg, 3.4 apg, 1.2 spg and 25.6 mpg in 18 games (18 starts) games ... Tied for the sixth-best assist-to-turnover ratio (3.4) in the G League ... Scored in double figures in 27 games, including seven games with 20+ points and 30+ points in one game during the regular season ... Dished out 10 assists in one game ... Recorded one double-double ... Finished with 27 points on 10-of-15 shooting in a win vs. CLC (2/28/23) ... Totaled 13 points and 10 assists in a win vs. GLI (3/19/23) ... Set his season high in scoring with 32 points to go with six rebounds and seven assists in a win vs. MXC (3/22/23) ... Averaged 9.8 ppg (.461 FG%, .408 3pt%, .857 FT%), 2.0 rpg, 3.4 apg, 0.8 spg and 23.7 mpg in 31 games (3 starts) with the Aqua Caliente Clippers during the 2021-22 regular season ... Scored 10 or more points in 15 games, including 30+ points in two games ... Dished out 10+ assists in one game ... Posted one double-double ... Went 12-for-18 from the floor, including four made 3s, scoring posting season highs of 31 points and seven rebounds in a win at RGV (3/30/22) ... Secured his lone double-double of the season with 30 points, 11 assists and a pair of steals in a win at RGV (4/2/22) ... Averaged 13.9 ppg (.471 FG%, .433 3pt%, 12-13 FT), 2.4 rpg, 3.5 apg and 27.2 mpg in 15 games (3 starts) during the regular season with ACC ... Scored in double figures in 10 games, including five games with 20+ points ... Tallied 23 points, five boards and six assists in a win at WES (3/4/21) ... Set his season high with 27 points to go with eight assists at GBO (3/6/21).

**COLLEGE (Saint Mary's College, 2016-20):** Averaged 14.5 ppg (.490 FG%, .416 3pt%, .806 FT%), 2.3 rpg, 1.8 apg, 0.9 spg and 27.8 mpg in 133 career games (104 starts) over four seasons at Saint Mary's ... Finished his career with 1,929 points, the second-most in program history ... Ranked third in field goals made (696) and fourth in 3-pointers made (217) in program history ... During his senior season, averaged 21.9 ppg (.492 FG%, .411 3pt, .836 FT%), 3.0 rpg, 2.3 apg, 1.4 spg and 38.0 mpg in 34 games (34 starts) ... Second-highest point total (743) and second-highest scoring average in a single season in program history ... Named First Team All-WCC ... Selected to the NABC and USBWA All-District Teams ... Scored in double figures in 33 games, including 20+ points in 21 games, 30+ points in six games and 40+ points in one game ... Went 12-for-17 from the field and 7-of-11 from beyond the arc, finishing with 34 points and six rebounds in a win against Arizona State (12/18/19) ... Had a 36-point outing at Pacific (1/4/20) ... Scored 42 points in a conference tournament win over Pepperdine (3/7/20) ... As a junior, averaged 21.1 ppg (.489 FG%, .412 3pt%, .800 FT%), 2.8 rpg, 2.5 apg, 1.3 spg and 36.9 mpg in 34 games (34 starts) ... Totaled the fourth-most points (716) in a season in Saint Mary's history ... Scored 10+ points in 32 games, 20+ points in 20 games and 30+ points in two games ... Totaled 35 points and four steals in a win vs. Utah Valley (11/11/18) ... Posted 28 points, five assists and three steals as he went a perfect 11-for-11 from the charity stripe in a win at New Mexico State (11/14/18) ... Scored 30 points on 10-of-16 shooting while going 9-for-12 from the free-throw line vs. UC Irvine (11/28/18) ... In his sophomore season, averaged 11.1 ppg (.508 FG%, .443 3pt%, .754 FT%), 2.7 rpg, 1.6 apg, 0.9 spg and 27.4 mpg in 36 games (36 starts) ... Had 10+ points in 18 games, including five games with 20 points or better ... Grabbed 10 rebounds in one game ... Recorded one double-double ... Totaled 18 points and 10 boards in a win vs. Pepperdine (2/22/18) ... Shot 10-of-18 from the field, scoring a season-high 27 points against BYU (3/5/18) ... As a freshman, averaged 2.4 ppg (.389 FG%, .357 3pt%, .818 FT%), 0.6 rpg, 0.7 apg and 5.8 mpg in 29 games (0 starts) ... Totaled three double figure scoring games ... Had 12 points on 4-of-5 shooting in a win vs. UC Irvine (12/11/16).

**HIGH SCHOOL:** A 2016 graduate of Folsom (Calif.) High School ... 4-year varsity starter ... All-state Best of the Best by CalHiSports.com ... earned second team all-state honors by MaxPreps ... Led team to 87-13 record in three seasons and a 32-2 mark in league play ... Two-time Sacramento Bee Player of the Year ... Three-time all-NorCal selection ... Led Folsom to consecutive Sac-Joaquin Section Division II titles and the 2014 Northern California Division II title ... Team advanced to the 2014 CIF State Division II finals and the 2015 semifinals ... Registered four-year averages of 19.2 points, 3.4 assists and 2.3 steals per game in 125 appearances ... Averaged 19.7 points, 3.9 assists and 2.6 steals as a senior, 20.4 points, 3.1 assists and 2.2 steals as a junior and 22.7 points as a sophomore ... Played AAU basketball for Oakland Soldiers.



# #5

# DE'AARON FOX

**POSITION:** Guard

**HEIGHT/WEIGHT:** 6-3 / 185lbs

**YEARS:** 7th NBA SEASON

**BEFORE NBA/COUNTRY:** Kentucky/USA

**HIGH SCHOOL:** Cypress Hills HS  
(Cypress Hills, TX)

**BORN:** 12/20/97 (New Orleans, LA)



### NBA REGULAR SEASON STATISTICS

YEAR-TEAM	G	MIN	FGM	FGA	PCT	FG3M	FG3A	PCT	FTM	FTA	PCT	OFF	DEF	TOT	AST	PF	DQ	STL	TO	BLK	PTS	RPG	APG	PPG
17-18 SAC	73	2026	328	797	.412	47	153	.307	141	195	.723	33	171	204	320	163	1	70	173	20	844	2.8	4.4	11.6
18-19 SAC	81	2546	505	1102	.458	86	232	.371	303	417	.727	43	261	304	590	204	0	133	227	45	1399	3.8	7.3	17.3
19-20 SAC	51	1634	391	815	.480	54	185	.292	241	342	.705	35	161	196	348	145	1	74	158	25	1077	3.8	6.8	21.1
20-21 SAC	58	2036	529	1110	.477	103	320	.322	300	417	.719	33	170	203	417	170	1	87	174	27	1461	3.5	7.2	25.2
21-22 SAC	59	2084	516	1092	.473	74	249	.297	261	348	.750	25	206	231	330	172	1	68	168	25	1367	3.9	5.6	23.2
22-23 SAC	73	2435	682	1331	.512	119	367	.324	343	440	.780	40	266	306	447	172	0	83	181	23	1826	4.2	6.1	25.0
<b>TOTALS</b>	<b>395</b>	<b>12761</b>	<b>2951</b>	<b>6247</b>	<b>.472</b>	<b>483</b>	<b>1506</b>	<b>.321</b>	<b>1589</b>	<b>2159</b>	<b>.736</b>	<b>209</b>	<b>1235</b>	<b>1444</b>	<b>2452</b>	<b>854</b>	<b>4</b>	<b>515</b>	<b>900</b>	<b>165</b>	<b>7974</b>	<b>3.7</b>	<b>6.2</b>	<b>20.2</b>

### NBA PLAYOFFS STATISTICS

YEAR-TEAM	G	MIN	FGM	FGA	PCT	FG3M	FG3A	PCT	FTM	FTA	PCT	OFF	DEF	TOT	AST	PF	DQ	STL	TO	BLK	PTS	RPG	APG	PPG
22-23 SAC	7	270	70	165	.424	21	63	.333	31	41	.756	12	26	38	54	23	0	15	28	4	192	5.4	7.7	27.4
<b>TOTALS</b>	<b>7</b>	<b>270</b>	<b>70</b>	<b>165</b>	<b>.424</b>	<b>21</b>	<b>63</b>	<b>.333</b>	<b>31</b>	<b>41</b>	<b>.756</b>	<b>12</b>	<b>26</b>	<b>38</b>	<b>54</b>	<b>23</b>	<b>0</b>	<b>15</b>	<b>28</b>	<b>4</b>	<b>192</b>	<b>5.4</b>	<b>7.7</b>	<b>27.4</b>

### FOX'S CAREER HIGHS

MIN:	53	11/26/21	SAC	@	LAL
FGM:	18	03/05/22	SAC	@	DAL
FGA:	33	07/31/20	SAC	@	SAS
3FGM:	6 (2)	03/20/23	SAC	@	UTA
3FGA:	13	04/12/21	SAC	@	NOP
FTM:	14	01/02/22	MIA	@	SAC
FTA:	15 (3)	01/02/22	MIA	@	SAC
OREB:	3 (9)	03/03/23	LAC	@	SAC
DREB:	11	10/29/22	MIA	@	SAC
REB:	13	10/29/22	MIA	@	SAC
AST:	15	11/01/18	SAC	@	ATL
STL:	6 (2)	04/14/21	WAS	@	SAC
TO:	9	03/16/22	MIL	@	SAC
BLK:	4 (2)	03/21/19	DAL	@	SAC
PTS:	44 (2)	03/05/22	SAC	@	DAL

**TRANSACTIONS/CAREER NOTES:** An early entry candidate selected in the first round (5th overall) of the 2017 NBA Draft by the Sacramento Kings after his lone season at the University of Kentucky ... Signed to a multi-year contract with Sacramento (7/7/17) ... Had team option exercised extending his contract with Sacramento (10/26/18) ... Signed multi-year contract extension with Sacramento (11/25/20).

**NBA HONORS/AWARDS:** Selected to compete for the U.S. Team during the 2018 Mtn Dew Kickstart Rising Stars Challenge ... 2019 Most Improved Player award finalist ... Named to the U.S. Team for the 2019 Mtn Dew Ice Rising Stars Challenge ... A 2019 Taco Bell® Skills Challenge participant... Received Western Conference Player of the Week honors twice during the 2020-21 season (Weeks ending 2/7/21 and 3/28/21) ... Selected as Western Conference Player of the Week once in 2022-23 (Week ending 11/10/22) ... Named a Western Conference All-Star by NBA Commissioner Adam Silver as an injury replacement.

**NBA CAREER:** Averaging 20.2 ppg (.472 FG%, .321 3pt%, .736 FT%), 3.7 rpg, 6.2 apg, 1.3 spg and 32.3 mpg in 395 career NBA games (381 starts) over six seasons with one team: Sacramento (2017-23) ... In franchise history, ranks 15th in total points, sixth on the all-time assists leaders list (2,452) and 11th in steals ... Sixth in the franchise history in made 3-pointers ... In the Sacramento era (1985-present), ranks sixth in points and second in assists.

**NBA PLAYOFFS:** Averaging 27.4 ppg (.424 FG%, .333 3pt%, .756 FT%), 5.4 rpg, 7.7 apg, 2.1 spg, 0.6 bpg and 38.5 mpg in seven career postseason games (7 starts) with one team: Sacramento (2022-23) ... Among the franchise's playoff leaders list, ranks seventh in made 3-point field goals (21).

**2022-23 (Sacramento):** Averaged 25.0 ppg (.512 FG%, .324 3PT%, .780 FT%), 4.2 rpg, 6.1 apg and 33.4 mpg in 73 games (73 starts) ... Among league leaders ranked 14th in scoring, 12th in total points, ninth in field goals made per game, 22nd in assists per contest and 18th in total assists ... Among leaders in the clutch, ranks first in PPG (5.0), total points (194), field goals made (72), third in FG% (52.9%) among players with 50+ FGA and second in steals (10); fourth-most total clutch points in a season over the last 10 years ... Tied with Tyler Herro for the most game-winners (5 seconds or less in Q4 or OT) in the NBA this season with three ... In the fourth quarter, sixth in PPG (7.8), second in total points (547) and first in FGM (203) ... Had 20+ points in Q4 in two games, one of three players with multiple 20-point fourth quarters; led the NBA in games with 10+ points in Q4 (26) ... Ranks 11th in points in the paint per game (12.2) and total points in the paint (878) ... Fourth in field goals made in the paint (Non-RA) with 223 on 52.6%

### FOX'S PLAYOFFS CAREER HIGHS

MIN:	42	04/26/23	GSW	@	SAC
FGM:	14	04/23/23	SAC	@	GSW
FGA:	31	04/23/23	SAC	@	GSW
3FGM:	4 (2)	04/23/23	SAC	@	GSW
3FGA:	11	04/23/23	SAC	@	GSW
FTM:	8	04/15/23	GSW	@	SAC
FTA:	12	04/15/23	GSW	@	SAC
OREB:	3 (2)	04/23/23	SAC	@	GSW
DREB:	6 (2)	04/23/23	SAC	@	GSW
REB:	9 (2)	04/23/23	SAC	@	GSW
AST:	11	04/28/23	SAC	@	GSW
STL:	4	04/17/23	GSW	@	SAC
TO:	6	04/26/23	GSW	@	SAC
BLK:	1 (4)	04/30/23	GSW	@	SAC
PTS:	38 (2)	04/23/23	SAC	@	GSW

shooting and ninth in mid-range field goals made (118) ... One of two players along with OKC's Shai Gilgeous-Alexander to make 200+ RA field goals (216), 200 FGM in the paint (Non-RA) and 100 mid-range field goals made ... Scored in double figures in 71 games, including 50 games with 20+ points, 25 games with 30+ points and one games with 40 points or more; ninth in the NBA in games with 30+ points ... Recorded 20+ points in 10 straight games (2/8-3/9) ... Had eight consecutive 30-point games, one of four players with such a streak; tied for the third-longest during the season ... Scored 30+ points on 50.0 FG% in seven straight games (2/10-3/3), the longest such streak by a guard since Michael Jordan (1/6-1/23/96) ... Third player in franchise history and first in the Sac era with 30+ points in eight games in a row or more; first since Tiny Archibald (9 games, 3/8-3/25/75) ... Grabbed 10+ rebounds in one game ... Had 10+ assists in 10 games ... Posted 11 double-doubles ... Made 10+ free throws in four games ... Missed nine games ... Inactive in one game due to a right knee bone bruise (11/2) ... Inactive in two games due to right foot soreness (12/9-12/11) ... Inactive in two games due to personal reasons (2/3-2/5) ... Inactive in one game due to right wrist soreness (2/28) ... Inactive in two games due to right hamstring soreness (3/6, 3/25) ... Inactive in one game due to left ankle soreness (4/7) ... **Top Single-Game Performances:** Recorded 17 points, a career-high 13 rebounds, five assists and a pair of blocks in a win vs. MIA (10/29/22) ... Scored 37 points, including a game-winning shot just inside half court at ORL (11/5) ... Dished out a season-best 13 assists while scoring 31 points in a win vs. DEN (12/28/22) ... Had 37 points, including a career-high 22 fourth quarter points, while knocking down the game-winning shot at UTA (1/3/23) ... Led Sacramento to an overtime with 36 points on 12-of-23 shooting while going 12-for-14 from the free-throw line, scoring 36 points, including 12 in Q4 and a franchise record 14 points in OT in a win vs. DAL (2/11/23) ... Finished with 42 points, 12 assists and five steals in a win at LAC (2/24/23) making him the only player with 40 points, 10 assists and five steals in a game this season and just the 12th in NBA history ... Went 14-for-21 from the field, including a career-high tying six made 3s, totaling 37 points and seven dimes at UTA (3/20/23).

**2023 NBA Playoffs:** Averaged 27.4 ppg (.424 FG%, .333 3pt%, .756 FT%), 5.4 rpg, 7.7 apg, 2.1 spg, 0.6 bpg and 38.5 mpg in seven games (7 starts) ... Second-most points scored (192) in a player's first career playoff series behind LeBron James (214) ... One of eight players to average at least 25.0 ppg, 5.0 rpg and 5.0 apg in their first seven career playoff games; one of two players along with Michael Jordan to post those averages along with 2.0+ steals per contest ... Totaled 192 points, 54 assists and 15 steals making him one of four players with 175 points, 50 assists and 15 steals in their first seven postseason outings, joining Jordan, Stephen Curry and Tim Hardaway ... Among postseason league leaders, ranked eighth in scoring and fifth in assists and first in steals per game ... Finished the postseason ranked second in clutch points per game (5.0) ... Scored in double figures in seven games, including six games with 20+ points and two games with 30+ points ... Scored 20 points or more in each of his first six outings, becoming the 16th player in NBA history with 20+ points in six or more straight games to begin their playoff career and the first since Ja Morant (7 games, 5/23/21-4/19/22); joined Oscar Robertson as the only two players to accomplish the feat in franchise history ... Dished out 10+ assists in one game ... Recorded one double-double ... **Top Single-Game Performances:** Scored 38 points to go with five assists and three steals in a win vs. GSW (4/15/23) in his postseason debut, tied for the second-most points scored in a player's playoff debut in NBA history ... Finished with 38 points, nine rebounds and five assists at GSW (4/23/23) ... Dished out 11 assists and added 26 points and three steals in a win at GSW (4/28/23).

**2021-22 (Sacramento):** Averaged 23.2 ppg (.473 FG%, .297 3pt%, .750 FT%), 3.9 rpg, 5.6 apg, 1.2 spg and 35.3 mpg in 59 games (59 starts) ... Had 17 consecutive games with 20+ points to end his season (1/19-3/6), the second-longest such streak in the Sacramento era behind Chris Webber (18 games, 1/5-2/13/01); tied for 11th-longest 20-point streak in the NBA ... Among the top 20 in scoring (14th), field goals made per game (11th), free throws made per game (13th) and assists per contest (20th) ... Finished the season ninth in points in the paint per outing (11.7) ... Scored in double figures in 59 games, including 37 games with 20+ points, 12 games with 30+ points and two games with 40 points or more ... Dished out 10+ assists in five games ... Had at least 30 points and five assists in three straight games twice (1/4-1/7, 3/9-3/14), tying the longest such streak of his career ... Recorded five double-doubles ... Missed 23 games ... Inactive in four games due to health and safety protocols (12/17-12/22) ... Inactive in eight games with left ankle soreness (1/22-2/5) ... Inactive in 11 games due to right hand soreness (3/18-4/10) ... **Top Single-Game Performances:** Poured in 33 points on 12-of-18 shooting while going 7-for-8 at the free-throw line vs. ORL (12/8/21) ... Finished with 31 points, five assists and four steals at CHA (12/10/21) ... Tied his career high with 44 points on a career-high 18 made field goals at DAL (3/5/22) ... Totaled 32 points and 10 assists vs. DEN (3/9/22) ... Posted 41 points and 11 assists to go with a pair of steals at UTA (3/12/22) to become the fifth player in franchise history with at least 40 points and 10 assists and just one of nine in the NBA last season.

**2020-21 (Sacramento):** Averaging 25.2 ppg (.477 FG%, .322 3pt%, .719 FT%), 3.5 rpg, 7.2 apg, 1.5 spg and 35.1 mpg in 58 games (58 starts) during the 2020-21 season ... Left 1/6 vs. CHI due to right hamstring tightness ... Missed 13 games due to Health & Safety Protocols ... Missed one game due to left knee contusion (2/12) ... Has scored 40 or more points in 3 games ... Has scored 30 or more points in 18 games ... Has scored 20 points or more in 46 games ... Dished out 10 or more assists in 11 games ... Has recored 11 double-doubles ... **Top Single-Game Performances:** Collected a career-high tying 6 steals vs. WAS (4/14) ... Shot a career-high tying 13-of-14 from the free throw line to go along with 30 points vs. MIN (4/21) ... Scored 43 points on 15-of-30 shooting and 8-of-15 from the free-throw line ... Shot a career-high 13-of-15 from the FT line at MIN (4/5) ... Made 15-of-24 shooting and scored 36 points vs. CLE (3/27) ... Scored a new career-high 44 points on 16-22 shooting vs. GSW (3/25) ... Scored 30 points on 13-of-23 shooting at CLE (3/23) ... Scored 32 points to go along with 12 assists and 8 rebounds at POR (3/4) ... Dished out a season-high 14 assists to go along with 20 points vs. CHA (2/28) ... Scored a career-high 43 points on a career-high tying 17 made field goals to go along with 13 assists vs. NOP (1/17) ... Scored 30 points on 12-of-26 from the field @ MIA (1/30) ... Scored 38 points on 14-of-24 from the field and dished out 12 assists, first consecutive 30-plus point games in his career ... Scored 36 points on 15-of-25 from the field at LAC (2/7) ... Named Western Conference Player of the Week for the week ending 3/27 ... Named Western Conference Player of the Week for the week ending 2/7.

**2019-20:** Averaged 21.1 ppg (.480 FG%, .292 3pt%, .705 FT%), 3.8 rpg, 6.8 apg, 1.5 spg, 0.5 bpg and 32.1 mpg in 51 games (49 starts) ... As a starter, averaged 21.4 ppg (.482 FG%, .294 3pt%, .701 FT%), 3.9 rpg, 6.8 apg, 1.4 spg, 0.5 bpg and 32.3 mpg in 49 games ... As a reserve, averaged 13.5 ppg (.409 FG%, 2-8 3pt, 7-8 FT), 3.5 rpg, 7.0 apg, 2.5 spg and 27.0 mpg in two games ... After the All-Star break, averaged 24.5 points, 3.0 rebounds, 6.4 assists and 1.4 steals per game in 15 games ... First Kings player to average 21.0 points, 6.5 assists and 1.5 steals per game in 70% of the team's games since Nate Archibald (1975-76); also joins Archibald (1973-76) as the only Kings players to average 17.0 points, 6.5 assists and 1.5 steals per game in back-to-back seasons in franchise history ... Ranked 21st in points, 15th in assists and 16th in steals per game in the NBA ... Led Sacramento in scoring 24 times, in rebounding two times and in assists 41 times ... Scored in double figures in 46 games, including 30 games with 20 points or more as well as seven outings with 30+ points ... Dished out 10 assists or better in nine games ... Totaled nine double-doubles ... Finished the season with four



consecutive games scoring 20+ points .... Scored 20+ points in seven straight contests from Feb. 20 to Mar. 5, the longest streak of his career with 20+ points ... Totaled 25 points and five assists in 13 games, most by a Kings player since the 2016-17 season ... Recorded at least 20 points and five assists in four straight games from Feb. 25 to Mar. 1, 2020; he became the first Kings player with 20-5 in four consecutive games since DeMarcus Cousins (4 games, Jan. 10-18, 2017) ... One of nine players this season with 15 straight games or more with a steal (Dec. 31, 2019 to Jan. 31, 2020) ... Missed 21 games ... Inactive in 17 games due to a left ankle sprain (11/12-12/15/19) ... Inactive in one game due to back spasms (12/28/19) ... Inactive in one game due to lower right abdominal tightness (2/27/20) ... Inactive in two games due to left shoulder soreness (8/11/20, 8/13/20) ... **Top Single-Game Performances:** Recorded 28 points, six rebounds and five assists as he went 11-for-14 from the free throw stripe tying his career-high in makes and setting his career-high in attempts vs. Portland (10/25/19) ... Posted 22 points, including 14 in the fourth quarter alone while adding four assists and three steals at Memphis (12/21/19) ... Scored 31 points to go with nine rebounds and six assists vs. Houston (12/23/19) ... Went 8-of-8 from the line and added nine made field goals for 27 points to go with six assists in a win at Phoenix (1/7/20) ... Tied his then career-high with 31 points as he added 10 assists and eight rebounds vs. Orlando (1/13/20) ... Dished out 12 assists to go with 27 points and seven rebounds vs. Dallas (1/15/20) ... Set career-highs with 34 points on 14-of-24 shooting to go with eight assists, four steals and two blocks in a win vs. the LA Clippers (1/30/20) ... Totaled 31 points, five assists, three rebounds and two steals as he went 10-of-16 from the floor and 8-of-12 from the free throw line in a win vs. Minnesota (2/3/20) ... Posted 31 points going 12-for-19 from the field to go with three rebounds and three steals in a win vs. Washington (3/3/20) ... Notched career-highs with 39 points on 17-of-33 shooting while adding six assists at San Antonio (7/31/20), marking the first 35-point and five-assist game by a Sacramento player since the 2016-17 season ... Tallied 30 points and 10 assists for his ninth double-double of the season in a win vs. New Orleans (8/6/20).

**2018-19 (Sacramento):** Averaged 17.3 ppg (.458 FG%, .371 3pt%, .727 FT%), 3.8 rpg, 7.3 apg, 1.6 spg, 0.6 bpg and 31.4 mpg in 81 games (81 starts) ... First player in franchise history since the steal was recorded to average 17.0 points, 3.5 rebounds, 7.0 assists and 1.6 steals per game and just the ninth player in NBA history to accumulate those averages during the player's first or second season; one of four players with those averages or better this season (James Harden, Jrue Holiday, Russell Westbrook) ... Fifth most assists (590) for a single season in the Sacramento-Era ... First in Sac-Era and third in franchise history (Oscar Robertson, 1960-69; Nate Archibald, 1972-73) to have two or more games totaling 30 points and 12 assists through a team's first 24 games of the season; One of two first or second-year players with multiple 30-point and 12-assist games ... First player with back-to-back games with 12+ assists (11/19-11/21/18) before his 21st birthday since John Wall on Feb. 25, 2011 ... One of six players in 2018-19 with a steal in 19 straight contests (12/19/18-1/27/19); had the fifth longest streak this season, tied the 12th longest streak in franchise history and is the longest steals streak by a Kings player since Tyreke Evans had a steal in 23 consecutive games from Jan. 1 to Feb. 11, 2012 ... One of 15 players in franchise history with five-plus steals in three or more games in a single season ... Set single season career-highs in points, rebounds, assists, steals and blocks per game along with career-highs in field goal, 3-point and free throw percentage for a single season ... Ranked eighth in assists per game and ninth in steals per game in the NBA ... Fifth most games with 10+ assists in the NBA ... Led the Kings in scoring 15 times, in rebounding three times and in assists 66 times ... Scored in double figures in 70 games, including 27 games with 20+ points and three games with 30+ points ... Grabbed 10+ rebounds in one game ... Dished out 10 or more assists in 17 games, including one game with 15 assists ... Recorded 17 double-doubles, including one triple-double ... Missed one game ... Did not dress in one game due to rest - load management (1/22/19) ... **Top Single-Game Performances:** Scored a career-high 31 points to go with career-highs of 10 rebounds and 15 assists for his first career triple-double in a win at Atlanta (11/1/18) as he became the youngest player in NBA history to post a triple-double with at least 30 points, 10 rebounds and 15 assists at 20 years and 316 days old (previously Magic Johnson); only him, LeBron James and Luka Doncic have had a triple-double with 30 points or more before their 21st birthday and is the first 30-point triple-double by a Sacramento player since Mitch Richmond had 38 points, 10 rebounds and 10 assists on Jan. 22, 1997 ... Posted 30 points, 12 assists, two rebounds and three steals on a career-high 12 field goals in a win at Cleveland (12/7/18) ... Grabbed nine boards, including a career-high tying three offensive rebounds to go with 15 points, 12 assists and two steals in a win vs. Los Angeles (12/27/18) ... Tied his career-high as he shot 12-for-19 from the floor for 26 points accompanied by seven assists, four rebounds, three steals and one block at Los Angeles (12/30/18) ... Tallied 20 points, five steals, three rebounds and two assists in 23 minutes in a win vs. Orlando (1/7/19) as he is one of 12 players in NBA history to record 20 points and five steals in 23 minutes of action or less; he is the youngest player among the other 11 players to accomplish the feat ... Went 11-of-17 from the field and 6-of-8 from beyond the arc collecting 30 points, five rebounds, eight assists and one steal in a win at New York (3/9/19) vaulting Oscar Robertson as the youngest King in franchise history to score 30+ points at Madison Square Garden ... Totaled 15 points, nine assists, three rebounds, one steal and tied his career-best with four blocks in a win vs. Dallas (3/21/19) ... Tallied nine points, six boards, four assists and a career-high six steals at Los Angeles (3/24/19) as he was one of 18 players this season with six-plus steals in a game and one of two players (Derrick White) among the group of 18 to record a six-steal game in their rookie or sophomore season ... Made a career-high 11 free throws on a career-high tying 12 free throws attempts for 23 points while adding five rebounds and eight assists in a win at Dallas (3/26/19) to become was just the 11th player in franchise history to have two games with 20 points, eight assists and five rebounds or more in a single season ... Notched 25 points, 12 assists, five rebounds, three steals and one block as he shot 11-for-22 from the field at New Orleans (3/28/19) making him the eighth player since 1983-84 with 25 points, 12 assists, five rebounds, three assists and one block in a game before their 22nd birthday; one of four players this season with that stat line.

**2017-18 (Sacramento):** Averaged 11.6 ppg (.412 FG%, .307 3pt%, .723 FT%), 2.8 rpg, 4.4 apg, 1.0 spg and 27.7 mpg in 73 games (61 starts) ... As a starter, averaged 11.6 ppg (.414 FG%, .319 3pt%, .724 FT%), 2.7 rpg, 4.3 apg, 1.0 spg and 28.1 mpg in 61 games ... As a reserve, averaged 11.6 ppg (.400 FG%, 4-18 3pt, .719 FT%), 3.3 rpg, 5.0 apg, 0.8 spg and 26.1 mpg in 12 games ... First Kings rookie with five-plus assists in seven of his first 10 games in the NBA since Bobby Hurley during the 1993-94 season ... Hit three game-winning or game-tying shots in the final 10 seconds of regulation, which tied with four other payers for the most this season ... Ranked fifth in assists, ninth in points and seventh in steals among fellow rookies ... Led the Kings in scoring nine times, in rebounding one time and in assists 25 times ... Scored in double-figures in 48 games and 20-plus points in five outings ... Collected 10 or more assists in four games ... Missed nine games ... Inactive for two games due to a right quadriceps contusion (12/17/17, 12/20/17) ... Inactive in five games due to a right quadriceps muscle partial tear (12/23-12/31/17) ... Inactive in one game due to conjunctivitis (2/22/18) ... Inactive in one game due to a lower back strain (3/9/18) ... Tallied three double-doubles ... First Sacramento rookie since Willie Cauley-Stein to record three double-doubles in his first season ... **Top Single-Game Performances:** Recorded nine points, six rebounds and 10 assists just two games into the season at Dallas (10/20/17) making him one of three players in franchise history to have 10-plus assists in their first or second career game (Oscar Robertson, 1; Phil Ford, 2); only the second player (Tim Frazier) to record 10+ assists as a rookie reserve in career game no. 1 or 2 ... Made the go-ahead basket with 14.1 seconds to go in the fourth quarter for



11 points while adding seven assists in a win vs Philadelphia (11/9/17), making him the youngest player from 2013-18 to make a game-winner in the final 30 ticks of play ... Posted 17 points going 6-of-8 from the charity stripe with three boards and four assists vs. Charlotte (1/2/18) ... Recorded his first career double-double with 11 points and a career-high tying 10 assists vs. San Antonio (1/8/18) ... Went a perfect 6-of-6 from beyond the arc and 8-for-15 from the field and added four free throws for a then career-high 26 points at San Antonio (1/28/18) ... Totaled 23 points going 8-of-16 from the field and added six free throws and three steals, including 14 points in the first quarter alone at Minnesota (2/11/18) ... Knocked down a 10 shots on 17 tries for 21 points to go with three steals and two blocks in an overtime win vs. Brooklyn (3/1/18) ... Totaled 20 points, including his fourth game-tying or go-ahead bucket this season in an overtime win vs. Miami (3/14/18).

**COLLEGE (Kentucky, 2016-17):** As a freshman, averaged 16.7 ppg (.479 FG%, .246 3pt%, .736 FT%), 4.6 apg, 4.0 rpg, 1.5 spg and 29.6 mpg in 36 collegiate games (34 starts) in his lone season with the Kentucky Wildcats during the 2016-17 season ... Third most assists (165) by a Wildcat during their freshman season ... His assist average paced the SEC and was 11th best among freshmen nationally ... Named Third Team All-American by CBS Sports, USA Today, and ESPN, while receiving Honorable Mention by AP ... Chosen to the All-SEC First Team and SEC All-Freshman Team by the AP and coaches ... Made USBWA All-District IV Team and the NABC District 21 First Team ... Won SEC Freshman of the Week four times (11/21/16, 12/5/16, 12/9/16, 1/9/17) ... Awarded MVP Honors for the SEC Tournament after averaging 22.0 ppg (.618 FG%, 3-5 3pt, .700 FT%), 3.7 rpg, 2.7 apg en route to UK's third consecutive crowning as SEC Tournament champions ... An NCAA Tournament All-South Region Team selection after he averaged 21.3 ppg (.500 FG%, .286 3pt%, .778 FT%), 2.8 rpg, 2.8 apg, 1.8 spg, 0.5 bpg and 32.3 mpg in four games during Kentucky's Elite Eight run ... **Top Single-Game Performances:** Set a school record for most assists in a college debut with 12 assists to go with 12 points for his first double-double vs. Stephen F. Austin State (11/16/16) ... Posted the second triple-double in UK history after he recorded 14 points, 11 rebounds and 10 assists vs. Arizona State (11/28/16) ... Totaled 20 points and nine assists vs. UCLA (12/3/16) ... Notched his third double-double of the season with 24 points and 10 assists vs. North Carolina (12/17/16) ... Recorded 14 points in the final 4:36 of regulation, 16 total, in a win at Georgia (2/18/17) ... Scored 28 points in the SEC tournament semifinals, the most by a UK freshman in SEC Tournament history, including nine straight points and 12 of the team's final 17 vs. Alabama (3/11/17) ... In the Sweet 16 scored a career-high 39 points, the most scored by a freshman in an NCAA tournament game as well as a 2017 tournament-high in a rematch vs. UCLA (3/24/17).

**USA BASKETBALL:** Member of 2019 USA Select Team that trained with and against National Team during World Cup training camp from Aug. 5-8 ... Promoted to the National Team and played for USA Blue Team in the annual exhibition game earning a finalist spot for the 2019 World Cup roster before his withdrawal ... Helped USA Junior National Select Team defeat the World Select Team at 2016 Nike Hoop Summit ... 2015 USA Basketball Junior National Team October minicamp participant ... Named to the 2015-16 USA Basketball Men's Junior National Team.

**HIGH SCHOOL:** During his senior year, received All-USA Boys Basketball First Team and Naismith All-America First Team honors while earning a spot as a finalist for Naismith High School Player of the Year ... Also a 2016 McDonald's All-American and 2016 Texas Gatorade Player of the Year who participated in the Jordan Brand Classic ... Shared MVP honors with former UK teammate and Charlotte Hornets guard Malik Monk at the Jordan Brand Classic after Fox scored a game-high 23 points ... Tabbed as No. 6 overall player by Scout, Rivals, ESPN and 247Sports ... Recorded back-to-back 40-point outings during the Texas high school state playoffs before his team fell in the regional finals ... Cypress Lakers won three straight district championships as he was a three-time all-region selection who won the district's MVP award twice ... Earned his district's New Comer of the Year award during his freshman season ... Earned academic All-District accolades.

**PERSONAL:** Mother, Lorraine Harris-Fox, played basketball at Arkansas-Little Rock from 1986-88 ... Fox and his wife, Reece, welcomed their son, Reign, in February 2023 ... Created The Fox Whole Family Foundation, which serves women whose lives have been impacted by breast cancer, as his mother is a breast cancer survivor ... Launched the Breast Cancer Community Assist Program in 2018-19 donating \$100 for each personal assist at home, up to \$20,000, to the Albie Aware Breast Cancer Foundation ... His foundation held a Strike Out Breast Cancer charity bowling event on Jan. 6, 2019, which raised additional money for Albie Aware ... Started annual clinic with his mother over Mother's Day weekend in 2018 joining breast cancer survivors and their families at Golden 1 Center to learn about breast cancer, treatment and basketball hosted with team partner Kaiser Permanente ... 2019 Oscar Robertson Triple-Double award winner, given to a Kings player who exemplifies excellence both on the court and in the community ... An avid video game player, Fox inked a deal with HyperX in 2017; his dad credits NBA 2K with creating a stronger understanding of basketball concepts and went on to playing other games like Call of Duty, Dragonball and Need for Speed ... Nicknamed Swipa after the Dora the Explorer character by his friend's dad for his stealing ability ... @swipathafox on Twitter.

# #9 KEVIN HUERTER

POSITION: Guard

HEIGHT/WEIGHT: 6-7 / 202lbs

YEARS: 6th NBA Season

BEFORE NBA/COUNTRY: Maryland/USA

HIGH SCHOOL: Shenendehowa HS  
(Clifton Park, NY)

BORN: 08/27/98 (Albany, NY)



## NBA REGULAR SEASON STATISTICS

YEAR-TEAM	G	MIN	FGM	FGA	PCT	FG3M	FG3A	PCT	FTM	FTA	PCT	OFF	DEF	TOT	AST	PF	DQ	STL	TO	BLK	PTS	RPG	APG	PPG
18-19 ATL	75	2049	275	657	.419	136	353	.385	41	56	.732	60	185	245	214	155	0	65	109	25	727	3.3	2.9	9.7
19-20 ATL	56	1760	252	610	.413	127	334	.380	53	64	.828	35	193	228	213	139	1	87	51	27	684	4.1	3.8	12.2
20-21 ATL	69	2126	316	731	.432	140	386	.363	50	64	.781	38	193	231	241	165	1	82	79	18	822	3.3	3.5	11.9
21-22 ATL	74	2188	345	760	.454	160	411	.389	42	52	.808	32	222	254	203	185	2	55	91	26	892	3.4	2.7	12.1
22-23 SAC	75	2203	420	866	.485	205	510	.402	95	131	.725	42	209	251	221	181	0	80	97	24	1140	3.3	2.9	15.2
<b>TOTALS</b>	<b>349</b>	<b>10326</b>	<b>1608</b>	<b>3624</b>	<b>.444</b>	<b>768</b>	<b>1994</b>	<b>.385</b>	<b>281</b>	<b>367</b>	<b>.766</b>	<b>207</b>	<b>1002</b>	<b>1209</b>	<b>1092</b>	<b>825</b>	<b>4</b>	<b>333</b>	<b>463</b>	<b>120</b>	<b>4265</b>	<b>3.5</b>	<b>3.1</b>	<b>12.2</b>

## NBA PLAYOFFS STATISTICS

YEAR-TEAM	G	MIN	FGM	FGA	PCT	FG3M	FG3A	PCT	FTM	FTA	PCT	OFF	DEF	TOT	AST	PF	DQ	STL	TO	BLK	PTS	RPG	APG	PPG
20-21 ATL	18	558	77	180	.428	33	95	.347	12	17	.706	11	58	69	51	49	0	14	19	16	199	3.8	2.8	11.1
21-22 ATL	5	154	17	47	.362	9	31	.290	3	4	.750	1	14	15	19	46	0	6	11	3	46	3.0	3.8	9.2
22-23 SAC	7	183	25	72	.347	8	39	.205	6	8	.750	1	30	31	8	23	0	3	4	9	64	4.4	1.1	9.1
<b>TOTALS</b>	<b>30</b>	<b>895</b>	<b>119</b>	<b>299</b>	<b>.398</b>	<b>50</b>	<b>165</b>	<b>.303</b>	<b>21</b>	<b>29</b>	<b>.724</b>	<b>13</b>	<b>102</b>	<b>115</b>	<b>78</b>	<b>87</b>	<b>0</b>	<b>23</b>	<b>34</b>	<b>28</b>	<b>309</b>	<b>3.8</b>	<b>2.6</b>	<b>10.3</b>

### HUERTER'S CAREER HIGHS

MIN:	48	02/09/20	NYK	@	ATL
FGM:	12	12/30/22	UTA	@	SAC
FGA:	22	02/07/20	ATL	@	BOS
3FGM:	8	03/13/23	MIL	@	SAC
3FGA:	12 (4)	04/02/23	SAS	@	SAC
FTM:	6 (2)	11/09/22	CLE	@	SAC
FTA:	7 (2)	11/09/22	CLE	@	SAC
OREB:	3 (11)	03/03/21	ATL	@	ORL
DREB:	12	01/14/20	PHX	@	ATL
REB:	15	01/14/20	PHX	@	ATL
AST:	10 (3)	02/13/21	IND	@	ATL
STL:	6	02/28/21	ATL	@	MIA
TO:	6	12/30/19	ATL	@	ORL
BLK:	3	02/14/23	SAC	@	PHX
PTS:	30	12/30/22	UTA	@	SAC

**TRANSACTIONS/CAREER NOTES:** An early entrant candidate, selected in the first round (19th overall) of the 2018 NBA Draft by the Atlanta Hawks out of Maryland (6/21/18) ... Signed a multi-year contract with Atlanta (7/1/18) ... Signed a contract extension with Atlanta (10/18/21) ... Acquired by Sacramento from Atlanta in exchange for Maurice Harkless, Justin Holiday and a 2024 protected first-round pick (7/6/22).

**NBA CAREER:** Averaging 12.2 ppg (.444 FG%, .385 3pt%, .766 FT%), 3.5 rpg, 3.1 apg, 1.0 spg and 29.6 mpg in 349 career NBA games (291 starts) over five seasons with two teams: Atlanta (2018-22) and Sacramento (2022-23) ... In Hawks franchise history, ranks sixth in total made 3s (563) and 10th in 3-point percentage (.379).

**NBA PLAYOFFS:** Averaging 10.3 ppg (.398 FG%, .303 3pt%, .724 FT%), 3.8 rpg, 2.6 apg, 0.8 spg and 29.8 mpg in 30 games (22 starts) with two teams: Atlanta (2020-22) and Sacramento (2022-23).

**2022-23 (Sacramento):** Averaged 15.2 ppg (.485 FG%, .402 3pt%, .725 FT%), 3.3 rpg, 2.9 apg, 1.1 spg and 29.4 mpg in 75 games (75 starts) ... Set career highs in scoring and 3-pointers made (205), the seventh-most 3s made in a single season in franchise history ... One of five players in franchise history with 200+ 3-point field goals made ... Scored in double figures in 58 games, including a career-high 17 games with 20+ points and one 30-point outing ... Ranked 16th in made 3s ... Among 50 players to take 400+ 3-point attempts, ranked ninth in 3-point shooting percentage ... Made five-plus 3s in 11 games ... Missed seven games ... Did not dress in one game due to left ankle soreness (12/14) ... Inactive in two games due to non-covid illness (1/11-1/13) ... Inactive in three games due to a right popliteus strain (3/18-3/21) ... Inactive in one game due to right popliteus injury management (4/7) ... **Top Single-Game Performances:** Connected on six 3-pointers vs. POR (10/19/22), becoming one of five players in franchise history to record five plus 3-pointers in a season opener ... Made a then career-high seven 3-pointers, finishing with 27 points to go with seven assists vs. MIA (10/29/22) ... Went 8-for-16 from the floor, including five triples in a win at CHA (10/31/22) to become the fifth player in NBA history to record five or more 3-pointers in four of his first six games in a season ... Had 24 points, five rebounds and five assists, scoring 13 points in the fourth quarter alone in a win vs. DET (11/20/22) ... Recorded a new career-high 30 points on 12-of-18 shooting while going 6-for-10 from behind the 3-point line, including the go-ahead 3-point basket in a win vs. UTA (12/30/22) ... Had 20 points and dished out a season-high nine assists in a win at OKC (2/28/23) ... Scored 28 points going 10-for-17 from the field while making a career-best eight

### HUERTER'S PLAYOFFS CAREER HIGHS

MIN:	44	06/18/21	PHI	@	ATL
FGM:	10	06/20/21	ATL	@	PHI
FGA:	18	06/20/21	ATL	@	PHI
3FGM:	3 (7)	04/28/23	SAC	@	GSW
3FGA:	9	04/17/23	GSW	@	SAC
FTM:	5	06/20/21	ATL	@	PHI
FTA:	7	06/20/21	ATL	@	PHI
OREB:	2 (3)	06/29/21	MIL	@	ATL
DREB:	9	06/18/21	PHI	@	ATL
REB:	11	06/18/21	PHI	@	ATL
AST:	7 (3)	07/01/21	ATL	@	MIL
STL:	4	07/03/21	MIL	@	ATL
TO:	4 (3)	04/24/22	MIA	@	ATL
BLK:	3 (2)	06/27/21	MIL	@	ATL
PTS:	27	06/20/21	ATL	@	PHI

# #9 KEVIN HUERTER

3s vs. MIL (3/13/23) ... Totaled 29 points (10-18 FG, 6-12 3pt), a season-high nine rebounds and five assists in a win vs. Phoenix (3/24/23).

**2023 NBA Playoffs:** Averaged 9.1 ppg (.347 FG%, .205 3pt%, 6-8 FT), 4.4 rpg, 1.1 apg, 1.3 bpg and 26.2 mpg in seven games (7 starts) ... Had 10+ points in three games ... **Top Single-Game Performances:** Scored 15 points to go with five rebounds and a pair of blocks in a win vs. GSW (4/17/23) ... Had 13 points and four rebounds at GSW (4/20/23) ... Totaled seven points, nine boards and two blocks vs. GSW (4/30/23).

**2021-22 (Atlanta):** Averaged 12.1 ppg (.454 FG%, .389 3pt%, .808 FT%), 3.4 rpg, 2.7 apg and 29.6 mpg in 74 games (60 starts) ... As a starter, averaged 12.9 ppg (.463 FG%, .413 3pt%, .868 FT%), 3.4 rpg, 2.9 apg and 31.0 mpg in 60 games ... As a reserve, averaged 8.6 ppg (.405 FG%, .236 3pt%, .643 FT%), 3.8 rpg, 2.2 apg and 23.6 mpg in 14 games ... Scored 10+ points in 45 games and 20+ points in 10 games ... Pulled down 10+ rebounds in one game ... Posted one double-double ... Missed eight games ... Inactive in five games due to health and safety protocols (12/22, 12/25-12/31) ... Did not play in one game due to health and safety protocols (12/23) ... Inactive in one game due to left shoulder soreness (3/7) ... **Top Single-Game Performances:** Knocked down 11 of his 18 field goal attempts, including 6-for-9 from 3-point distance, scoring a season-high 28 points at UTA (11/9/21) ... Tied his season best with 28 points, connecting on nine of 14 attempts from the floor, including a career-high seven triples vs. CHA (12/5/21) ... Tallied his lone double-double of the season, totaling 25 points, 11 rebounds and five assists at SAC (1/5/22).

**2022 NBA Playoffs:** Averaged 9.2 ppg (.362 FG%, .290 3pt%, 3-4 FT), 3.0 rpg, 3.8 apg, 1.2 spg and 30.8 mpg in five games (5 starts) ... Had two double-digit scoring efforts ... **Top Single-Game Performances:** Went 5-of-13 from the floor, posting 13 points, five rebounds, four assists and a pair of steals vs. MIA (4/22/22) ... Shot 5-for-9 from the field, finishing with 12 points, three assists and two steals at MIA (4/26/22).

**2020-21 (Atlanta):** Averaged 11.9 ppg (.432 FG%, .363 3pt%, .781 FT%), 3.3 rpg, 3.5 apg, 1.2 spg and 30.8 mpg in 69 games (49 starts) ... As a starter, averaged 12.7 ppg (.447 FG%, .366 3pt%, .784 FT%), 3.6 rpg, 3.7 apg, 1.3 spg and 32.9 mpg in 49 games ... As a reserve, averaged 9.9 ppg (.391 FG%, .355 3pt%, .769 FT%), 2.9 rpg, 3.1 apg and 25.7 mpg in 20 games ... Ranked tied for 20th in total steals (82) among league leaders ... Scored in double figures in 46 games, including seven games with 20+ points ... Grabbed 10 boards in one game ... Had 10 or more assists in two games ... Recorded three double-doubles ... Missed three games ... Inactive in two games due to a left shoulder sprain (4/28-4/30) ... Did not play in one game due to left ankle soreness (5/16) ... **Top Single-Game Performances:** Notched 13 points and 10 rebounds vs. CLE (1/2/21) ... Posted a career-high 10 assists to go with 21 points and five rebounds for a double-double vs. DAL (2/3/21) ... Went 10-for-15 from the floor, scoring a season-high 24 points at NOP (4/2/21).

**2021 NBA Playoffs:** Averaged 11.1 ppg (.428 FG%, .347 3pt%, .706 FT%), 3.8 rpg, 2.8 apg and 31.0 mpg in 18 games (10 starts) ... As a starter, averaged 11.4 ppg (.375 FG%, .281 3pt%, .727 FT%), 4.4 rpg, 3.7 apg, 1.1 spg and 35.3 mpg in 10 games ... As a reserve, averaged 10.6 ppg (.533 FG%, .447 3pt%, .667 FT%), 3.1 rpg, 1.8 apg and 25.6 mpg in eight games ... Scored in double figures in 11 games, including two games with 20 points or more ... Grabbed 10+ rebounds in one game ... Recorded one double-double ... **Top Single-Game Performances:** Connected on 8-of-10 tries from the floor, tallying a 20-point outing at PHI (6/6/21) ... Collected his first career postseason double-double with 17 points and 11 rebounds vs. PHI (6/18/21) ... Set his postseason career high in scoring with 27 points on 10-of-18 shooting while adding seven rebounds and three assists in a Game 7 win at PHI (6/20/21).

**2019-20 (Atlanta):** Averaged 12.2 ppg (.413 FG%, .380 3pt%, .828 FT%), 4.1 rpg, 3.8 apg and 31.4 mpg in 56 games (48 starts) ... As a starter, averaged 13.0 ppg (.416 FG%, .384 3pt%, .843 FT%), 4.3 rpg, 3.9 apg and 33.2 mpg in 48 games ... As a reserve, averaged 7.5 ppg (.385 FG%, .345 3pt%, .769 FT%), 2.9 rpg, 3.0 apg and 21.0 mpg in eight games ... Scored in double figures in 35 games, including six games with 20 points or better ... Collected 15 rebounds in one game ... Tallied 10 assists in one game ... Notched two double-doubles ... Missed 11 games ... Inactive in 11 games due to a left rotator cuff strain (11/14-12/2) ... **Top Single-Game Performances:** Converted on 10-of-18 shots from the field, posting 26 points, six boards and five assists vs. IND (1/4/20) ... Finished with 22 points and eight boards on 8-of-12 shooting while making six of his eight 3s vs. DEN (1/6/20) ... Totaled 23 points, a career-high 15 rebounds and eight assists in a win vs. PHX (1/14/20) ... Recorded 14 points and a career-high 10 assists at WAS (3/6/20).

**2018-19 (Atlanta):** Averaged 9.7 ppg (.419 FG%, .385 3pt%, .732 FT%), 3.3 rpg, 2.9 apg and 27.3 mpg in 75 games (59 starts) games ... As a starter, averaged 10.8 ppg (.422 FG%, .386 3pt%, .740 FT%), 3.3 rpg, 3.2 apg, 1.0 spg and 29.9 mpg in 59 games ... As a reserve, averaged 5.4 ppg (.393 FG%, .378 3pt%, .667 FT%), 3.1 rpg, 1.4 apg and 17.8 mpg in 16 games ... Scored in double figures in 37 games, including 20+ points in three games ... Collected 10 rebounds in two games ... Notched one double-double ... Missed seven games ... Did not play in one game due to a mid-back sprain (1/8) ... Did not dress in one game due to a mid-back sprain (4/5) ... Did not play in one game due to a sore neck (1/21) ... **Top Single-Game Performances:** Went 8-for-15 from the floor and made six of his nine attempts from beyond the arc, scoring 22 points at IND (12/31/18) ... Grabbed 10 rebounds to go with 14 points at BKN (1/9/19) ... Scored a season-high 29 points on 11-of-17 shooting, knocking down five 3s at PHI (1/11/19).

**COLLEGE (Maryland, 2016-18):** Averaged 12.0 ppg (.466 FG%, .394 3pt%, 748 FT%), 5.0 rpg, 3.0 apg and 31.9 mpg in 65 games (65 starts) in two seasons at Maryland from 2016-18 ... An All Big-Ten Honorable Mention as a sophomore, averaging 14.8 ppg (.503 FG%, .417 3pt%, .758 FT%), 5.0 rpg, 3.4 apg and 34.4 mpg in 32 games (32 starts) ... Ranked eighth in the Big Ten in three-point field goals per game (2.3) and ninth in three-point percentage ... His 76 3-pointers made was the fifth-highest total in a single season in school history, and his 3FG% ranked seventh ... Scored in double figures in 29 games and had four games with 20-or-more points ... Grabbed 10+ rebounds in three games ... Recorded two double-doubles ... **Top Single-Game Performances:** Scored 23 points going 8-for-11 from the field, including 7-of-9 from behind the 3-point line at Syracuse (11/27/17) ... Finished with 12 points, 15 rebounds, eight assists and three blocks vs. Fairleigh Dickinson (12/21/17) ... Totaled 16 points, 11 rebounds and five assists at Indiana (1/22/18) ... As a sophomore, averaged 9.3 ppg (.420 FG%, .371 3pt%, .714 FT%), 4.9 rpg, 2.7 apg, 1.0 spg and 29.4 mpg in 33 games (33 starts) ... Scored in double figures in 14 games, including 20+ points in one game ... Grabbed 10 rebounds in one game ... Posted one double-double ... **Top Single-Game Performances:** Had 12 points and 10 rebounds against Richmond (11/25/16) ... Scored 26 points on 9-of-17 shooting while making seven 3-pointers vs. Nebraska (1/1/17).

**USA BASKETBALL:** Earned a gold medal at the 2016 FIBA Americas U18 Championship in Valdivia, Chile ... Helped guide the U19 team to the bronze medal at the 2017 FIBA Americas U19 Championships in Cairo, Egypt.



# #9 KEVIN HUERTER



**PERSONAL:** Parents are Tom and Erin Huerter ... Has a brother, Thomas, Jr., and two sisters - Meghan and Jillian ... Thomas, Jr. is a graduate transfer at Catholic University this season ... His father led Siena to its first ever NCAA Tournament appearance in 1989, helping lead the 14th-seeded Saints to an 80-78 upset win over the third-seeded Stanford Cardinal in the first round in the NCAA Tournament in 1989 ... Nicknames include, "Red Velvet" and the "Red Mamba" ... Starting center fielder on his high school baseball team who captured the state championship his senior year ... High school baseball teammate, Ian Anderson, was selected by the Atlanta Braves in the first round (third overall) in the 2016 Major League Baseball Draft ... Majored in Letters & Sciences at Maryland ... On Twitter @ KevinHuerter and Instagram @kevin\_huerter.

# #20 COLBY JONES

**POSITION:** Guard/Forward

**HEIGHT/WEIGHT:** 6-6 / 200lbs

**YEARS:** 1st NBA Season

**BEFORE NBA/COUNTRY:** Xavier/USA

**HIGH SCHOOL:** Mountain Brook HS (Mountain Brook, AL)

**BORN:** 05/28/02 (Birmingham, AL)



## COLLEGE STATISTICS

YEAR-TEAM	G	MIN	FGM	FGA	PCT	FG3M	FG3A	PCT	FTM	FTA	PCT	OFF	DEF	TOT	AST	PF	DQ	STL	TO	BLK	PTS	RPG	APG	PPG
20-21 XAVIER	15	416	39	84	.464	9	27	.333	28	37	.757	23	49	72	44	35	0	19	26	4	115	4.8	2.9	7.7
21-22 XAVIER	35	1170	143	296	.483	21	72	.292	100	147	.680	84	172	256	111	78	1	54	69	19	407	7.3	3.2	11.6
22-23 XAVIER	33	1119	182	363	.501	40	109	.367	78	119	.655	39	146	185	152	74	1	41	76	20	482	5.6	4.6	14.6
<b>TOTALS</b>	<b>83</b>	<b>2705</b>	<b>364</b>	<b>743</b>	<b>.490</b>	<b>70</b>	<b>208</b>	<b>.337</b>	<b>206</b>	<b>303</b>	<b>.680</b>	<b>39</b>	<b>146</b>	<b>185</b>	<b>152</b>	<b>74</b>	<b>1</b>	<b>41</b>	<b>171</b>	<b>43</b>	<b>1004</b>	<b>6.2</b>	<b>3.7</b>	<b>12.1</b>

**TRANSACTIONS/CAREER NOTES:** An early entrant candidate, selected in the second round (34th overall) of the 2023 NBA Draft by the Charlotte Hornets out of Xavier (6/22/23) ... Traded from Charlotte to Boston along with Mouhamed Gueye to the Boston Celtics in exchange for James Nnaji (6/28/23) ... Acquired by Sacramento in a trade with Boston in exchange for Jordan Walsh and a 2024 second-round draft pick (6/28/23) ... Signed a multi-year deal with Sacramento (7/2/23).

**COLLEGE (Xavier, 2020-23):** Averaged 12.1 ppg (.490 FG%, .337 3pt%, .680 FT%), 6.2 rpg, 3.7 apg, 1.3 spg and 32.6 mpg in 83 career games (79 starts) over three seasons with Xavier ... As a junior, averaged 14.6 ppg (.501 FG%, .367 3pt%, .655 FT%), 5.6 rpg, 4.6 apg, 1.2 spg and 33.9 mpg in 33 games (33 starts) during the 2022-23 season ... Selected to the All-BIG EAST Second Team by the league coaches and by the Associated Press ... Received NABC All-District 5 Second Team honors ... Ranked 11th in scoring and seventh in assists per game in the BIG EAST ... Scored in double figures in 32 games, including nine games with 20 points or more ... Grabbed 10+ rebounds in two games ... Recorded two double-doubles ... Totaled 15 points, nine assists, six rebounds, three steals and three blocks in a win vs. Morgan State (11/7/22) ... Went 10-for-11 from the floor and 6-of-7 from the free-throw line, scoring 29 points to go with nine boards in a win at Providence (3/1/23) ... Had 14 points and 10 rebounds in a conference tournament win over Creighton (3/10/23) ... Posted a double-double with 10 points, 14 rebounds and seven assists in a NCAA Tournament win against Pitt (3/19/23) ... During his sophomore season in 2021-22, averaged 11.6 ppg (.483 FG%, .292 3pt%, .680 FT%), 7.3 rpg, 3.2 apg, 1.5 spg and 33.4 mpg in 35 games (35 starts) ... Named NIT Most Outstanding Player after averaging 14.8 ppg. (.556 FG%, .364 3pt%, .588 FT%), 6.0 rpg, 4.4 apg, 2.0 spg and 36.0 mpg in five games (5 starts), helping lead Xavier to the NIT title ... Ranked seventh in the conference in steals per contest while also finishing 11th in rebounding ... Scored in double figures in 23 games, including two games with 20+ points ... Ended the season with 11 straight double figure scoring games, averaging 14.7 ppg (.530 FG%, .333 3pt%, .604 FT%), 6.7 rpg, 3.8 apg, 1.6 spg and 37.0 mpg ... Collected 10+ rebounds in eight games ... Notched five double-doubles ... Totaled 10 points, 13 boards and three blocks in a win vs. Norfolk State (11/21/21) ... Scored a season-high 21 points on 9-of-13 shooting to go with four boards, three assists and three steals in a win over Texas A&M (3/31/22) to clinch the NIT Championship ... Posted a 20-point, 10-rebound double-double vs. Seton Hall (2/26/22) ... In his freshman season, averaged 7.7 ppg (.464 FG%, .333 3pt%, .757 FT%), 4.8 rpg, 2.9 apg, 1.3 spg and 27.7 mpg in 15 games (11 starts) ... Named to the BIG EAST All-Freshman Team by league coaches ... Had five double-digit scoring efforts, including one 20-point outing ... Grabbed 10+ rebounds in one game ... Posted one double-double ... Made six of his nine field goal attempts while going 3-for-5 from 3-point range and 5-of-5 at the free-throw line, scoring a season-best 20 points at St. John's (2/16/21) ... Recorded 13 points, 11 rebounds and four steals in a win vs. Butler (2/21/21).

**HIGH SCHOOL:** Earned a 4-star ranking from Rivals ... Checked in at No. 131 respectively in the 247sports prospect rankings ... 2020 Alabama Class 7A Player of the Year as selected by the Alabama Sports Writers Association, leading Mountain Brook to a 32-3 record and the finals of the Alabama Class 7A State Championship ... Averaged 25.2 ppg, 7.8 rpg, 3.2 apg and 2.5 spg as a senior, while shooting 59.2 percent from the field, including 48.8 percent from 3-point range ... 2020 Super All-State Team, a.k.a. one of the top five players in the state ... 2020 All-South Metro Player of the Year ... 2020 Over the Mountain Journal Player of the Year ... 2020 Class 7A First Team All-State selection ... Captured MVP honors of two prestigious in-season tournaments as a senior, while helping Mountain Brook win both the Arby's Classic and the Kreul Classic ... 2019 Class 7A Third Team All-State selection as a junior, averaged 14 ppg., 5.0 rpg. and 3.0 apg. while leading Mountain Brook High School to the 2019 Alabama Class 7A State Championship ... 2019 EYBL Breakout Player of the Year ... Earned 2018 Class 6A Second Team All-State and 2018 Second Team All-Birmingham honors as a sophomore.

**PERSONAL:** Full name is Colby Everette Jones ... Born May 28, 2002 in Birmingham, Ala. ... Nicknamed Colb or Colby Cheese ... Entrepreneurial studies major ... Parents are Lesley Bryant and Chad Jones ... Dad played basketball at UAB ... Siblings are Marcus, Cairon, Trent and Christian ... Cairon (C.J.) played basketball at Arkansas and Middle Tennessee State before turning pro.

# #25 ALEX LEN

POSITION: Center

HEIGHT/WEIGHT: 7-0 / 250lbs

YEARS: 11th NBA Season

BEFORE NBA/COUNTRY: Maryland/Ukraine

BORN: 06/16/93 [Antratsit, UKR]



## NBA REGULAR SEASON STATISTICS

YEAR-TEAM	G	MIN	FGM	FGA	PCT	FG3M	FG3A	PCT	FTM	FTA	PCT	OFF	DEF	TOT	AST	PF	DQ	STL	TO	BLK	PTS	RPG	APG	PPG
13-14 PHO	42	362	33	78	.423	0	0	---	20	31	.645	39	60	99	4	68	0	4	26	18	86	2.4	0.1	2.0
14-15 PHO	69	1518	179	353	.507	1	3	.333	73	104	.702	142	312	454	32	213	4	34	74	105	432	6.6	0.5	6.3
15-16 PHO	78	1821	264	624	.423	1	7	.143	174	293	.728	178	416	594	97	230	3	38	145	62	703	7.6	1.2	9.0
16-17 PHO	77	1560	230	463	.497	3	12	.250	150	208	.721	156	354	510	44	242	7	38	102	98	613	6.6	0.6	8.0
17-18 PHO	69	1395	214	378	.566	1	3	.333	158	231	.684	175	343	518	82	158	2	27	78	61	587	7.5	1.2	8.5
18-19 ATL	77	1544	320	648	.494	74	204	.363	140	216	.648	158	266	424	86	200	1	27	97	69	854	5.5	1.1	11.1
19-20 ATL/SAC	55	970	177	319	.555	16	59	.271	68	105	.648	100	221	321	50	127	1	23	55	48	438	5.8	0.9	8.0
20-21 TOR/WAS	64	979	171	278	.615	8	25	.320	73	116	.629	78	182	260	49	127	1	20	55	64	423	4.1	0.8	6.6
21-22 SAC	39	620	94	176	.534	6	21	.286	41	63	.651	52	109	161	45	100	1	13	43	25	235	5.9	0.9	6.0
22-23 SAC	26	161	16	30	.533	0	2	.000	11	16	.688	24	36	60	12	28	0	4	16	11	43	2.3	0.5	1.7
<b>TOTALS</b>	<b>596</b>	<b>10931</b>	<b>1698</b>	<b>3347</b>	<b>.507</b>	<b>110</b>	<b>336</b>	<b>.327</b>	<b>908</b>	<b>1329</b>	<b>.683</b>	<b>1102</b>	<b>2299</b>	<b>3401</b>	<b>501</b>	<b>1493</b>	<b>20</b>	<b>228</b>	<b>691</b>	<b>561</b>	<b>4414</b>	<b>5.7</b>	<b>0.8</b>	<b>7.4</b>

## NBA PLAYOFFS STATISTICS

YEAR-TEAM	G	MIN	FGM	FGA	PCT	FG3M	FG3A	PCT	FTM	FTA	PCT	OFF	DEF	TOT	AST	PF	DQ	STL	TO	BLK	PTS	RPG	APG	PPG
20-21 WAS	5	42	8	14	.571	0	0	---	4	7	.571	4	7	11	2	8	0	1	1	0	20	2.2	0.4	4.0
22-23 SAC	7	54	7	9	.778	0	0	---	5	6	.833	7	13	20	1	15	0	0	7	3	19	2.9	0.1	2.7
<b>TOTALS</b>	<b>12</b>	<b>97</b>	<b>15</b>	<b>23</b>	<b>.652</b>	<b>0</b>	<b>0</b>	<b>---</b>	<b>9</b>	<b>13</b>	<b>.692</b>	<b>11</b>	<b>20</b>	<b>31</b>	<b>3</b>	<b>23</b>	<b>0</b>	<b>1</b>	<b>8</b>	<b>3</b>	<b>39</b>	<b>2.6</b>	<b>0.3</b>	<b>3.3</b>

**TRANSACTIONS/CAREER NOTES:** Selected in the first round (5th overall) of the 2013 NBA Draft by Phoenix out of Maryland (6/27/13) ... Signed a contract with Phoenix (8/29/13) ... Signed as a restricted free agent with Phoenix (9/24/17) ... Signed as a free agent with Atlanta (8/3/18) ... Traded by Atlanta along with Jabari Parker to Sacramento for Dewayne Dedmon, a 2020 second-round draft pick and a 2021 second-round draft pick (2/6/20) ... Signed as a free agent with Toronto (11/25/20) ... Waived by Toronto (1/19/21) ... Signed a contract with Washington (1/23/21) ... Signed a contract with Sacramento (8/13/21) ... Agreed to a deal with Sacramento (7/9/23).

**NBA CAREER:** Averaging 7.4 ppg (.507 FG%, .327 3pt%, .683 FT%), 5.7 rpg, 0.9 bpg and 18.3 mpg in 596 career NBA games (237 starts) over 10 seasons with five teams: Phoenix (2013-18), Atlanta (2018-20), Sacramento (2019-20, 2021-23), Toronto (2020-21) and Washington (2020-21).

**NBA PLAYOFFS:** Averaging 3.3 ppg (15-23 FG, 9-13 FT), 2.6 rpg and 8.0 mpg in 12 career NBA games (3 starts) with two teams: Washington (2020-21) and Sacramento (2022-23).

**2022-23 (Sacramento):** Averaged 1.7 ppg (.533 FG%, 0-2 3pt, 11-16 FT), 2.3 rpg and 6.2 mpg in 26 games (2 starts) ... As a starter, totaled seven points (2-4 FG, 0-1 3pt, 3-4 FT), 10 rebounds, two assists and one block in 30 minutes in two games ... As a reserve, averaged 1.5 ppg (.538 FG%, 0-1 3pt, 8-12 FT), 2.1 rpg and 5.5 mpg in 24 games ... Missed five games ... Inactive in five games due to non-COVID illness (12/11-12/16, 1/18) ... **Top Single-Game Performances:** Totaled six points, seven rebounds and two blocks in 13 minutes vs. SAS (4/2/23) ... Grabbed a season-high nine rebounds at DAL (4/5/23).

**2023 NBA Playoffs:** Averaged 2.7 ppg (7-9 FG, 5-6 FT), 2.9 rpg and 7.8 mpg in seven games (0 starts) ... **Top Single-Game Performances:** Recorded six points and five boards at GSW (4/23/23).

**2021-22 (Sacramento):** Averaged 6.0 ppg (.534 FG%, 6-21 3pt, .651 FT%), 4.1 rpg, 1.2 apg and 15.9 mpg in 39 games (10 starts) ... As a starter, averaged 7.5 ppg (.463 FG%, 2-8 3pt, .688 FT%), 5.7 rpg and 19.7 mpg in 10 games ... As a reserve, averaged 5.5 ppg (.578 FG%, 4-13 3pt, .638 FT%), 3.6 rpg, 1.3 apg and 14.6 mpg in 29 games ... Scored 10 or more points in eight games ... Recorded three straight games with 10 boards (1/7-1/10) ... Posted two double-doubles ... Inactive in five games due to health and safety protocols (12/17-12/26) ... Not with team for one game due to a non-covid related illness (3/28) ... Did not play in one game due to back soreness (4/3) ... Inactive in three games due to back soreness (4/5-4/10) ... **Top Single-Game Performances:** Recorded 18 points with 10 rebounds against Denver (1/7/22) ... Posted 16 points and 10 boards against Portland (1/9/22).

**2020-21 (Toronto/Washington):** Averaged 6.6 ppg (.615 FG%, 8-25 3pt, .629 FT%), 4.1 rpg, 1.0 bpg and 15.3 mpg in 64 games (42 starts) with Toronto and Washington ... As a starter, averaged 7.4 ppg (.612 FG%, 3-8 3pt, .662 FT%), 4.6 rpg, 0.9 bpg and 16.7 mpg in 42 games ... As a reserve, averaged 5.1 ppg (.623 FG%, 5-17 3pt, .564 FT%), 3.0 rpg, 0.9 apg, 1.2 bpg and 12.5 mpg in 22 games ... Averaged 2.3 ppg (5-10 FG,



## LEN'S CAREER HIGHS

MIN:	40	11/10/17	ORL	@	PHX
FGM:	13	04/07/19	ATL	@	MIL
FGA:	23	04/07/19	ATL	@	MIL
3FGM:	6	04/07/19	ATL	@	MIL
3FGA:	12	04/07/19	ATL	@	MIL
FTM:	11 (2)	11/10/17	ORL	@	PHX
FTA:	14	03/04/16	PHX	@	ORL
OREB:	9	02/04/16	PHX	@	HOU
DREB:	14	12/01/15	PHX	@	BKN
REB:	19	12/16/17	PHX	@	MIN
AST:	7	04/07/16	PHX	@	HOU
STL:	4	11/22/14	PHX	@	IND
TO:	7	04/07/16	PHX	@	HOU
BLK:	6 (5)	02/05/21	WAS	@	MIA
PTS:	33	04/07/19	ATL	@	MIL

3-6 3pt, 3-6 FT), 1.6 rpg and 10.8 mpg in seven games (2 starts) with Toronto... Averaged 7.1 ppg (.619 FG%, 5-19 3pt, .636 FT%), 4.4 rpg, 1.0 bpg and 15.8 mpg in 57 games (40 starts) with Washington ... Missed three games ... Inactive in one game due to personal reasons (1/14) ... Inactive in two games due to health and safety protocols (1/16-1/18) ... Scored 10+ points in 20 games (one with Toronto), including one game with 20+ points ... Grabbed 10+ rebounds in five games ... Posted two double-doubles ... **Top Single-Game Performances:** Had a then season-high 18 points and six blocks, becoming the first Wizard with five blocks in a game since 2017 at MIA (2/5/21) ... Recorded his first double-double of the season with 13 points and 12 rebounds vs. SAC (3/17/21) ... Scored a season-high 20 points with nine rebounds on BKN (3/21/21) ... Scored 15 points with five rebounds in a win at GSW (4/9/21) ... Had eight points and 10 rebounds at SAC (4/14/21) ... Tallied his second double-double of the season with 17 points and 10 rebounds vs. SAS (4/26/21).

**2021 NBA Playoffs:** Averaged 4.0 ppg (.571 FG%, .571 FT%), 2.2 rpg and 8.4 mpg in five games (3 starts) ... Scored in double figures in one game ... **Top Single-Game Performance:** Went 4-for-6 from the floor and 4-of-7 from the free-throw line, scoring 12 points at PHI (5/23/21).

## LEN'S PLAYOFFS CAREER HIGHS

MIN:	16	05/23/21	WAS	@	PHI
FGM:	4	05/23/21	WAS	@	PHI
FGA:	6	05/23/21	WAS	@	PHI
3FGM:					
3FGA:					
FTM:	4	05/23/21	WAS	@	PHI
FTA:	7	05/23/21	WAS	@	PHI
OREB:	3	05/26/21	WAS	@	PHI
DREB:	5	04/15/23	GSW	@	SAC
REB:	7	04/15/23	GSW	@	SAC
AST:	1 (3)	04/26/23	GSW	@	SAC
STL:	1	05/26/21	WAS	@	PHI
TO:	2 (2)	04/17/23	GSW	@	SAC
BLK:	1 (3)	04/20/23	SAC	@	GSW
PTS:	12	05/23/21	WAS	@	PHI

**2019-20 (Atlanta/Sacramento):** Averaged 8.0 ppg (.555 FG%, .271 3pt%, .648 FT%), 5.8 rpg, 0.9 apg, 0.9 bpg and 17.6 minutes in 55 games (12 starts) with Atlanta and Sacramento ... As a starter, averaged 4.1 ppg (.380 FG%, 3pt, .636 FT%), 4.2 rpg, 0.8 apg, 1.3 bpg and 16.5 mpg in 12 games ... As a reserve, averaged 9.0 ppg (.587 FG%, .308 3pt%, .649 FT%), 6.3 rpg, 1.0 apg and 18.0 mpg in 43 games ... Acquired by Sacramento from Atlanta on Feb. 6 ... Averaged 8.7 ppg (.546 FG%, .250 3pt%, .630 FT%), 5.8 rpg, 1.1 apg, 0.8 bpg and 1.6 mpg in 40 games (9 starts) with Atlanta ... Averaged 5.9 ppg (.593 FG%, 2-3 3pt, .708 FT%), 6.1 rpg, 1.0 bpg and 15.0 mpg in 15 games (3 starts) with Sacramento ... Scored in double figures in 21 games with two 20-point outings ... Grabbed 10+ rebounds 10 times ... Recorded eight double-doubles ... Missed 18 games due to injury/illness ... Inactive in one game due to a left ankle sprain (12/27) ... Inactive in four games due to low back pain (1/14-1/20) ... Inactive in 11 games due to a right hip flexor strain (1/26-2/20) ... Inactive in two games due to reconditioning (7/31-8/2) ... **Top Single-Game Performances:** Secured a double-double with 21 points and 10 rebounds on 7-of-11 shooting at PHX (11/14/19) ... Set season highs with 23 points and 14 rebounds at BKN (12/21/19) ... Matched a season best with 14 rebounds at WAS (1/10/20).

**2018-19 (Atlanta):** Averaged 11.1 ppg (.494 FG%, .363 3pt%, .648 FT%), 5.5 rpg, 1.1 apg, 0.9 bpg and 20.1 mpg in 77 games (31 starts) ... As a starter, averaged 13.1 ppg (.489 FG%, .371

3pt%, .582 FT%), 6.4 rpg, 1.3 apg, 1.1 bpg and 24.0 mpg in 31 games ... As a reserve, averaged 9.7 ppg (.498 FG%, .354 3pt%, .696 FT%), 4.9 rpg, 1.0 apg, 0.8 bpg and 17.4 mpg in 46 games ... Missed three games due to injury/illness ... Inactive in one game due to a sore back (11/21) ... Inactive in two games due to a back strain (12/26-12/28) ... Set single season career highs in scoring, 3-pointers made and 3-point shooting percentage ... Made 74 3s after making six in his first five seasons combined ... Scored 10+ points 42 times, 20+ points 10 times and one game with 30+ points ... Grabbed 10+ rebounds in nine games and one game with 15+ rebounds ... Had nine double-doubles ... **Top Single-Game Performances:** Posted 16 points, 11 rebounds, four assists and four blocks in a win at CLE (10/21/18) ... Finished with 15 points and a season-best 17 rebounds at DET (12/23/18) ... Went 9-of-18 from the field, including five made 3-pointers, while adding nine rebounds and a pair of blocks in a win at CHI (3/3/19) ... Scored a career-high 33 points (13-23 FG, 6-12 3PT, 1-7 FT) to go with eight boards and two blocks at MIL (4/7/19).

**2017-18 (Phoenix):** Averaged 8.5 ppg (.566 FG%, 1-3 3pt, .684 FT%), 7.5 rpg, 1.2 apg, 0.9 bpg and 20.2 mpg in 69 games (13 starts) ... As a starter, averaged 10.8 ppg (.600 FG%, 0-1 3pt, .635 FT%), 8.8 rpg, 1.4 apg, 1.7 bpg and 25.8 mpg in 13 games ... As a reserve, averaged 8.0 ppg (.556 FG%, 1-2 3pt, .698 FT%), 7.2 rpg, 1.1 apg, 0.7 bpg and 18.9 mpg in 56 games ... Ranked second in rebounding among reserves (min. 40 games) ... Scored in double figures in 26 games, including one game with 20+ points ... Grabbed 10+ rebounds in 19 games, including five games with 15+ rebounds ... Secured 12 double-doubles ... Had five-plus blocks in three games ... Missed nine games due to injury ... Inactive in four games due to a left ankle sprain (10/18, 3/28-4/1) ... Did not play in one game due to right ankle soreness (1/24) ... Inactive in four games due to right ankle soreness (1/26-1/28, 1/31-2/2) ... **Top Single-Game Performances:** Scored a season-high 21 points while collecting 13 boards and two blocks vs. ORL (11/10/17) ... Notched 12 points, a career-high 19 rebounds and six assists in a win at MIN (12/16/17) to become the first player off the bench with at least 12 points, 19 rebounds and six assists since Dennis Rodman in 1994 ... Totaled 14 points, seven boards, five blocks and three steals at UTA (2/14/18).

**2016-17 (Phoenix):** Averaged 8.0 ppg (.497 FG%, 3-12 3pt .721 FT%), 6.6 rpg, 1.3 bpg and 20.3 mpg in 77 games (34 starts) ... As as starter, averaged 9.3 ppg (.519 FG%, 2-9 3pt, .658 FT%), 7.8 rpg, 1.5 bpg and 23.0 mpg in 34 games ... As a reserve, averaged 6.9 ppg (.474 FG%, 1-3 3pt, .794 FT%), 5.7 rpg, 1.1 bpg and 18.1 mpg in 43 games ... One of 10 NBA players to average at least 7.5 ppg, 7.5 rpg and 1.5 bpg ... Scored in double figures in 26 games ... Collected 10+ rebounds in 19 games ... Recorded 11 double-doubles ... Missed four games ... Did not dress in two games due to a right hip contusion (12/13, 3/12) ... Inactive in one game due to a right hip contusion (12/15) ... Suspended for one game (2/10) ... **Top Single-Game Performances:** Scored a season-high 18 points to go with three blocks vs. POR (11/2/16) ... Collected 16 points, 14 boards and three steals vs. DET (11/9/16) ... Posted a 14-point, 14-rebound performance while adding four blocks at LAL (12/9/16).

**2015-16 (Phoenix):** Averaged 9.0 ppg (.423 FG%, .728 FT%), 7.6 rpg, 1.2 apg and 23.3 mpg in 78 games (46 starts) ... As as starter, averaged 11.3 ppg (.410 FG%, 0-5 3pt, .753 FT%), 9.1 rpg, 1.7 apg and 28.2 mpg in 46 games ... As a reserve, averaged 5.8 ppg (.462 FG%, 1-2 3pt, .656 FT%), 5.5 rpg and 16.4 mpg in 32 games ... Scored 10+ points in 35 games, 20+ points in five games and 30+ points in one game ... Pulled



down 10+ rebounds in 22 games and 15+ rebounds in five games ... Recorded 19 double-doubles ... Missed four games due to injury ... Did not dress in three games due to sprained left hand (1/12-1/17) ... Did not dress in one game due to a right ankle sprain (2/19) ... **Top Single-Game Performances:** Finished with 12 points and 18 rebounds, nine each on the offensive and defensive end vs. HOU (2/4/16) ... Notched 22 points, 16 boards and a pair of blocks vs. MEM (2/27/16) ... Connected on 10-of-22 field goal tries while going 11-for-14 at the charity stripe, totaling a career-high 31 points and 15 rebounds at ORL (3/4/16) ... Recorded 19 points, 16 rebounds, six assists and two blocks in a win at MEM (3/6/16).

**2014-15 (Phoenix):** Averaged 6.3 ppg (.507 FG%, 1-3 3pt, .702 FT%), 6.6 rpg, 1.5 bpg and 22.0 mpg in 69 games (44 starts) ... As as starter, averaged 6.9 ppg (.498 FG%, .667 FT%), 7.7 rpg, 1.9 bpg and 24.2 mpg in 44 games ... As a reserve, averaged 5.2 ppg (.531 FG%, .781 FT%), 4.7 rpg, 0.9 bpg and 18.2 mpg in 25 games ... Scored 10+ points in 18 games ... Collected 10 or more rebounds in 16 games ... Notched 10 double-doubles ... Blocked five-plus shots in six games ... Missed 13 games due to injury ... Did not dress in six games due to a right ankle sprain (2/6-2/10), 3/7, 3/15-3/19) ... Did not dress in two games due to a broken nose (4/2, 4/14) ... Inactive in two games due to a broken nose (4/4, 4/12) ... Not with team for three games due to a broken nose (4/7-4/10) ... **Top Single-Game Performances:** Had 14 points, 13 boards and a pair of blocks at MEM (1/11/15) ... Blocked six shots and tallied a double-double with 11 points and 10 rebounds at MIN (2/20/15) ... Posted 10 points, 12 rebounds and six blocks vs. BOS (2/23/15).

**2013-14 (Phoenix):** Averaged 2.0 ppg (.423 FG%, .645 FT%), 2.4 rpg and 8.6 mpg in 42 games (3 starts) ... Collected 10 rebounds in one game ... Notched 10 double-doubles ... Blocked five-plus shots in six games ... **Top Single-Game Performances:** Grabbed 10 rebounds while scoring seven points (1/29/14) ... Tied his season-high with nine points vs. ORL (3/19/14).

**COLLEGE (Maryland, 2011-13):** In two years at Maryland, averaged 9.7 points, 7.0 rebounds and 2.1 blocks in 60 games (48 starts) in 24.5 minutes, hitting .538 FG% and .663 FT% Scored in double figures 32 times and recorded seven career double-doubles In 2012-13, named Honorable Mention All-ACC and to the All-ACC Defensive Team as a sophomore Averaged 11.9 points, 7.8 rebounds (fifth in the ACC), 2.1 blocks (led the ACC) and 1.0 assist in 26.4 minutes (.534 FG%, .686 FT%) in 38 games (37 starts) Also led the conference with 78 blocks ... As a freshman in 2011-12, put up 6.0 points, 5.4 rebounds and 2.1 blocks in 21.2 minutes (.553 FG%), appearing in 22 games (11 starts) ... Ranked third in the ACC in conference games, averaging 2.2 blocks.

**PERSONAL:** Full name is Oleksiy Len, and was born in Antratsit, Ukraine ... Along with Svi Mykhailiuk and his foundation, Len-D A Hand Foundation, partnered with the Kings to amplify and support the Hope For Ukraine Fund ... Mother is Yuliia Len, a former track athlete ... Has a sister, Anna Shaposhnikova ... Majored in Family Sciences at Maryland ... Speaks Ukrainian, Russian and English ... Likes to play chess ... Favorite movies are A Bronx Tale, Pulp Fiction and Goodfellas ... Enjoys swimming.

# #41 TREY LYLES

POSITION: Forward

HEIGHT/WEIGHT: 6-9 / 234lbs

YEARS: 9th NBA Season

BEFORE NBA/COUNTRY: Kentucky/Canada

HIGH SCHOOL: Arsenal Tech (Indianapolis, IN)

BORN: 11/05/95 (Saskatoon, Saskatchewan, CAN)



## NBA REGULAR SEASON STATISTICS

YEAR-TEAM	G	MIN	FGM	FGA	PCT	FG3M	FG3A	PCT	FTM	FTA	PCT	OFF	DEF	TOT	AST	PF	DQ	STL	TO	BLK	PTS	RPG	APG	PPG
15-16 UTA	80	1382	191	436	.438	49	128	.383	57	82	.695	59	240	299	59	114	0	26	65	18	488	3.7	0.7	6.1
16-17 UTA	71	1158	159	439	.362	65	204	.319	57	79	.722	48	187	235	69	97	1	26	64	20	440	3.3	1.0	6.2
17-18 DEN	73	1391	270	550	.491	83	218	.381	101	143	.706	55	292	347	91	111	1	30	61	34	724	4.8	1.2	9.9
18-19 DEN	63	1120	207	495	.418	51	200	.255	81	116	.698	44	202	246	87	93	0	30	68	23	546	3.8	1.4	8.7
19-20 SAS	63	1271	153	343	.446	65	168	.387	33	45	.733	71	290	361	69	98	0	28	39	28	404	5.7	1.1	6.4
20-21 SAS	23	358	43	90	.478	14	40	.350	15	23	.652	9	77	86	14	13	0	6	6	1	115	3.7	0.6	5.0
21-22 DET/SAC	75	1536	262	562	.466	67	209	.321	195	243	.802	89	290	379	88	123	0	29	73	32	786	5.1	1.2	10.5
22-23 SAC	74	1247	187	408	.458	87	240	.363	101	124	.815	68	232	300	66	97	0	27	64	31	562	4.1	0.9	7.6
<b>TOTALS</b>	<b>523</b>	<b>9463</b>	<b>1472</b>	<b>3323</b>	<b>.443</b>	<b>481</b>	<b>1407</b>	<b>.342</b>	<b>640</b>	<b>855</b>	<b>.749</b>	<b>443</b>	<b>1810</b>	<b>2253</b>	<b>543</b>	<b>746</b>	<b>2</b>	<b>202</b>	<b>440</b>	<b>202</b>	<b>4065</b>	<b>4.3</b>	<b>1.0</b>	<b>7.8</b>

## NBA PLAYOFFS STATISTICS

YEAR-TEAM	G	MIN	FGM	FGA	PCT	FG3M	FG3A	PCT	FTM	FTA	PCT	OFF	DEF	TOT	AST	PF	DQ	STL	TO	BLK	PTS	RPG	APG	PPG
16-17 UTA	2	10	3	7	.429	1	3	.333	0	0	---	0	2	2	1	1	0	1	1	0	7	1.0	0.5	3.5
18-19 DEN	3	8	0	3	.000	0	1	.000	0	0	---	1	0	1	2	1	0	0	0	0	0	0.3	0.7	0.0
22-23 SAC	7	118	17	40	.425	9	27	.333	3	5	.600	9	31	40	5	12	0	2	3	0	46	5.7	0.7	6.6
<b>TOTALS</b>	<b>12</b>	<b>136</b>	<b>20</b>	<b>50</b>	<b>.400</b>	<b>10</b>	<b>31</b>	<b>.323</b>	<b>3</b>	<b>5</b>	<b>.600</b>	<b>10</b>	<b>33</b>	<b>43</b>	<b>8</b>	<b>14</b>	<b>0</b>	<b>3</b>	<b>4</b>	<b>0</b>	<b>53</b>	<b>3.6</b>	<b>0.7</b>	<b>4.4</b>

**TRANSACTIONS/CAREER NOTES:** Selected in the first round (12th overall) of the 2015 NBA Draft out of Kentucky (6/25/15) ... Traded from Utah to Denver along with Tyler Lydon in exchange for Donovan Mitchell (6/22/17) ... Signed as a free agent with San Antonio (7/12/19) ... Signed as a free agent with Detroit (8/6/21) ... Traded by Detroit to Sacramento along with Josh Jackson in exchange for Marvin Bagley III as part of a four-team trade that also included Milwaukee and the LA Clippers (2/10/22) ... Agreed to a deal with Sacramento (7/7/23).

**NBA HONORS/AWARDS:** Selected to compete in the 2016 and 2017 BBVA Rising Stars Challenge at All-Star Weekend.

**NBA CAREER:** Averaging 7.8 ppg (.443 FG%, .342 3pt%, .747 FT%), 4.3 rpg, 1.0 apg and 18.1 mpg in 523 career NBA games (126 starts) over seven seasons with six teams: Utah (2015-17), Denver (2017-19), San Antonio (2019-21), Detroit (2021-22) and Sacramento (2021-23).

**NBA PLAYOFFS:** Averaging 4.4 ppg (.400 FG%, .323 3pt%, 3-5 FT), 3.6 rpg, 0.7 apg and 11.3 mpg in 12 career postseason games (0 starts) with three teams: Utah (2016-17), Denver (2018-19) and Sacramento (2022-23).

**2022-23 (Sacramento):** Averaged 7.6 ppg (.458 FG%, .363 3pt%, .815 FT%), 4.1 rpg, 0.9 apg and 16.9 mpg in 74 games (0 starts) ... Set a career high in 3-pointers made in a season ... Scored in double figures in 29 games, including 20+ points in two games ... Collected 10+ rebounds in two games ... Notched one double-double ... Missed four games ... Inactive in two games due to non-COVID illness (11/28-11/30) ... Not with team for one game due to league suspension (3/15) ... Inactive in one game due to right shoulder soreness (3/18) ... **Top Single-Game Performances:** Posted a double-double with 11 points and 10 rebounds vs. DEN (12/27/22) ... Recorded 20 points, seven rebounds and two blocks in a win vs. HOU (1/11/23) ... Went 8-for-11 from the floor, including six triples, totaling 24 points, seven boards, three blocks and a pair of steals in a win vs. MEM (1/23/23) ... Grabbed a season-best 11 rebounds vs. MIN (3/27/23).

**2023 NBA Playoffs:** Averaged 6.6 ppg (.425 FG%, .333 3pt%, 3-5 FT), 5.7 rpg, 0.7 apg and 16.8 mpg in seven games (0 starts) ... Scored in double figures in two games ... **Top Single-Game Performances:** Scored a postseason career high with 16 points on 6-of-8 shooting, including 4-for-6 from behind the arc while adding six rebounds in a win vs. GSW (4/15/23) ... Knocked down five of his 10 field goal attempts, posting 12 points and career highs of nine boards and two steals in a win at GSW (4/28/23).

**2021-22 (Detroit/Sacramento):** Averaged 10.5 ppg (.466 FG%, .321 3pt%, .802 FT%), 5.1 rpg, 1.2 apg and 20.5 minutes in 75 games (22 starts) ... As a starter, averaged 13.0 ppg (.459 FG%, .301 3pt%, .784 FT%), 6.5 rpg, 1.6 and 26.6 mpg in 23 games ... As a reserve, averaged 9.4 ppg (.453 FG%, .301 3pt%, .770 FT%), 4.4 rpg, 1.0 apg and 17.8 mpg in 52 games ... Averaged 10.4 ppg (.456 FG%, .301 3pt%, .784 FT%), 4.8 rpg, 1.1 apg and 19.4 mpg in 51 games (3 starts) with Detroit ... Traded from Detroit to Sacramento on Feb. 10, 2022 ... Averaged 10.6 ppg (.489 FG%, .365 3pt%, .851 FT%), 5.6 rpg, 1.3 apg and 22.8 mpg in 24 games (20 starts) ... Scored in double figures in 39 games, including four games with 20 points or more ... Grabbed 10+ rebounds in four games, including one game with 15+ rebounds ... Recorded three double-doubles ...



# #41 TREY LYLES

## LYLES' CAREER HIGHS

MIN:	41	03/08/20	SAS	@	CLE
FGM:	10	02/28/22	SAC	@	OKC
FGA:	18	02/29/16	UTA	@	BOS
3FGM:	6	01/23/23	MEM	@	SAC
3FGA:	8 (9)	01/23/23	MEM	@	SAC
FTM:	11	12/23/21	DET	@	MIA
FTA:	13	01/16/22	PHO	@	DET
OREB:	5 (4)	11/23/22	SAC	@	ATL
DREB:	14	03/26/22	SAC	@	ORL
REB:	18	03/26/22	SAC	@	ORL
AST:	5 (3)	01/25/23	TOR	@	SAC
STL:	5	04/13/16	UTA	@	LAC
TO:	6	10/20/18	PHO	@	DEN
BLK:	4 (2)	12/23/21	DET	@	MIA
PTS:	28	12/23/21	DET	@	MIA

## LYLES' PLAYOFFS CAREER HIGHS

MIN:	27	04/28/23	SAC	@	GSW
FGM:	6	04/15/23	GSW	@	SAC
FGA:	10	04/28/23	SAC	@	GSW
3FGM:	4	04/15/23	GSW	@	SAC
3FGA:	6 (2)	04/28/23	SAC	@	GSW
FTM:	2	04/20/23	SAC	@	GSW
FTA:	2 (2)	04/30/23	GSW	@	SAC
OREB:	2 (2)	04/23/23	SAC	@	GSW
DREB:	8	04/28/23	SAC	@	GSW
REB:	9	04/28/23	SAC	@	GSW
AST:	2 (2)	04/23/23	SAC	@	GSW
STL:	2	04/28/23	SAC	@	GSW
TO:	2	04/17/23	GSW	@	SAC
BLK:					
PTS:	16	04/15/23	GSW	@	SAC

Missed five games ... Inactive in three games due to health and safety protocols (12/26-1/1) ... Inactive in one game due to trade pending (2/10) ... **Top Single-Game Performances:** Scored a career-best 28 points on 7-of-13 shooting as he set a career high in free throws made (11) at MIA (12/23/21) ... Went 10-for-14 from the floor, scoring 24 points at OKC (2/28/22) ... Set career highs with 18 total rebounds, including 14 defensive end, while scoring 11 points at ORL (3/26/22).

**2020-21 (San Antonio):** Averaged 5.0 ppg (.478 FG%, .350 3pt%, .652 FT%), 3.7 rpg and 15.6 mpg in 23 games (9 starts) ... As a starter, averaged 8.1 ppg (.459 FG%, .407 3pt%, .600 FT%), 5.9 rpg and 25.1 mpg in nine games ... As a reserve, averaged 3.0 ppg (.517 FG%, .231 3pt%, .692 FT%), 2.4 rpg and 9.4 mpg in 14 games ... Had six games in double figure scoring ... Grabbed 10 rebounds in two games ... Posted one double-double ... Missed 27 games ... Inactive in 27 games due to a high-ankle injury (4/1-5/16) ... **Top Single-Game Performances:** Set his season high in scoring with 18 points going 7-for-13 from the field and 4-of-6 from beyond the 3-point line vs. NYK (3/2/21) ... Notched a 15-point, 10-rebound double-double vs. OKC (3/4/21).

**2019-20 (San Antonio):** Averaged 6.4 ppg (.446 FG%, 387 3pt%, .733 FT%), 5.7 rpg, 1.1 apg and 20.2 mpg in 63 games (53 starts) ... As a starter, averaged 6.9 ppg (.452 FG%, .389 3pt%, .744 FT%), 6.1 rpg, 1.1 apg and 21.7 mpg in 53 games ... As a reserve, averaged 4.0 ppg (.395 FG%, .375 3pt%, .500 FT%), 3.8 rpg, 1.0 apg and 12.0 mpg in 10 games ... Scored 10+ points in 14 games and 20+ points in three games ... Tallied 10+ rebounds in 10 games ... Recorded two double-doubles ... Missed seven games ... Inactive in seven games due to an appendectomy (7/31-8/13) ... **Top Single-Game Performances:** Made nine of 11 field goal attempts, including 4-for-6 on 3-point attempts, scoring 23 points to go with 10 rebounds at POR (2/6/20) ... Totaled 20 points, nine rebounds and four steals vs. ORL (2/29/20) ... Tallied 14 points and 11 boards vs. DAL (3/10/20).

**2018-19 (Denver):** Averaged 8.5 ppg (.418 FG%, .255 3pt%, .698 FT%), 3.8 rpg, 1.4 apg and 17.5 mpg in 64 games (2 starts) ... As a starter, averaged 12.0 ppg (.320 FG%, 4-14 3pt, 4-5 FT), 9.5 rpg, 2.0 apg and 32.7 mpg in two games ... As a reserve, averaged 8.4 ppg (.423 FG%, .253 3pt, 694 FT%), 3.7 rpg, 1.3 apg and 17.0 mpg in 62 games ... Scored in double figures in 25 games, including two games with 20+ points ... Collected 10 rebounds in two games ... **Top Single-Game Performances:** Grabbed a season-high 10 boards at CHI (10/31/18) ... Scored a season-best 22 points on 9-of-15 shooting vs. ORL (11/23/18) ... Had 20 points at DET (2/4/19).

**2019 NBA Playoffs:** Logged eight minutes, totaling one rebound and two assists in three games (0 starts).

**2017-18 (Denver):** Averaged 9.9 ppg (.491 FG%, .381 3pt%, .706 FT%), 4.8 rpg, 1.2 apg and 19.1 mpg in 73 games (2 starts) ... As a starter, averaged 12.0 ppg (9-14 FG, 2-5 3pt, 4-7 FT), 9.5 rpg, 2.0 apg and 32.7 mpg in two games ... As a reserve, averaged 9.9 ppg (.487 FG%, .380 3pt%, .713 FT%), 4.7 rpg, 1.2 apg and 18.7 mpg in 71 games ... Scored in double figures in 38 games, including eight games with 20+ points ... Collected 10 rebounds in six games ... Tallied six double-doubles ... **Top Single-Game Performances:** Went 8-of-13 from the floor, posting 23 points and 10 rebounds at MIN (12/27/17) ... Totaled 16 points and a season-high tying 11 rebounds vs. PHX (1/3/18) ... Scored a season-high 26 points and grabbed seven boards vs. UTA (1/5/18).

**2016-17 (Utah):** Averaged 6.2 ppg (.362 FG%, .319 3pt%, .722 FT%), 3.3 rpg, 1.0 apg and 16.3 mpg in 71 games (4 starts) ... As a starter, averaged 8.5 ppg (.481 FG%, .333 3pt%, .800 FT%), 4.8 rpg, 1.3 apg and 22.3 mpg in four games ... As a reserve, averaged 6.1 ppg (.354 FG%, .318 3pt%, .716 FT%), 3.2 rpg, 1.0 apg and 16.0 mpg in 67 games ... Had 10 or more points in 19 games and one game with 20+ points ... Pulled down 10 rebounds in one game ... Posted one double-double ... **Top Single-Game Performances:** Connected on 8-of-12 field goal attempts, scoring 21 points at HOU (11/19/16) ... Notched 13 points and 10 rebounds for his lone double-double of the season vs. ATL (11/25/16) ... Made six of 13 attempts from the field, including 4-for-6 from 3-point distance, scoring 19 points and adding seven boards vs. TOR (12/23/16).

**2017 NBA Playoffs:** Totaled seven points (3-7 FG, 1-3 3pt, 2-4 FT), two rebounds, one assist and one steal in 10 minutes in two games (0 starts).

**2015-16 (Utah):** Averaged 6.1 (.438 FG%, .383 3pt%, .695 FT%), 3.7 rpg and 17.3 mpg in 80 games (33 starts) ... As a starter, averaged 7.6 ppg (.443 FG%, .435 3pt%, .667 FT%), 5.5 rpg, 1.1 apg and 25.0 mpg in 33 games ... As a reserve, averaged 5.0 ppg (.433 FG%, .333 3pt%, .730 FT%), 2.5 rpg and 11.9 mpg in 47 games ... Posted 19 double-digit scoring efforts, including one game with 20+ points ... Grabbed 10+ rebounds in four games ... Recorded two double-doubles ... **Top Single-Game Performances:** Totaled 18 points and 10 rebounds at BOS (2/29/16) ... Scored a season-high 22 points at DEN (4/10/16) ... Tallied a double-double with 18 points and 11 rebounds to go with a career-high five steals at LAL (4/13/16).

**COLLEGE (Kentucky, 2014-15):** Played one season at the University of Kentucky ... Made the All-SEC Freshman Team - chosen by the league's coaches ... Was a two-time winner of the SEC Freshman-of-the-Week award ... Appeared in 36 games (21 starts) ... Averaged 8.7 points and 5.2 rebounds ... Scored in double figures in 13 games, including eight of the season's final 14 games ... Recorded two double-doubles on the year ... Notched nine points in the Final Four game vs. Wisconsin ... Recorded nine points and five rebounds to lead UK to a Midwest Regional championship game victory over No. 8 Notre Dame ... Notched his second career double-double with 11 points and 11 rebounds in the NCAA Tournament game vs. Cincinnati ... Opened his NCAA Tournament career with 10 points and six rebounds vs. Hampton ... Poured in 14 points on 7-of-12 shooting in the season's home finale vs. Florida ... Recorded his first career double-double with 10 points and 10 rebounds vs. Eastern

## #41 TREY LYLES

Kentucky...Recorded 14 points and four rebounds vs. Grand Canyon in his collegiate debut.

**HIGH SCHOOL:** Attended Arsenal Technical High School in Indianapolis, Indiana, averaging 23.7 points, 12.9 rebounds and 3.5 assists as a senior ... Led Arsenal to the state championship game that season and earned Gatorade Indiana Player of the Year honors ... Was also named a McDonald's All-American and played in the Jordan Brand Classic ... Selected a First-Team Parade All-American and was dubbed Indiana Mr. Basketball ... Was a three-time All-State performer...Clinched the state title with a game-winning free throw and a 16-point, 12-rebound, three-block, three-assist performance in his final high school game ... Was rated as the No. 6 overall player in the 2014 class by ESPN and second at his position ... Scout listed him as the No. 11 overall player, but the top player at his position, while Rivals rated him at No. 13 overall and seventh at the forward position.

**PERSONAL:** Trey Anthony Lyles was born in Saskatoon, Saskatchewan, Canada...Son of Jessie and Thomas Lyles ... Moved to Indiana with his family when he was seven years old and has represented both the United States and Canada in international events ... He has hosted the Trey Mamba Lyles Skills & Training Camp at his alma mater Arsenal Technical High School where he matched each camper's registration fee and donated all money to cancer research ... Follow @TreyLyles on Twitter and @treylyles on Instagram.

# #00 JAVALE MCGEE

POSITION: Center

HEIGHT/WEIGHT: 7-0 / 270lbs

YEARS: 16th NBA Season

BEFORE NBA/COUNTRY: Nevada/USA

HIGH SCHOOL: Hales Franciscan (Chicago, IL)

BORN: 01/19/88 (Flint, Michigan)



## NBA REGULAR SEASON STATISTICS

YEAR-TEAM	G	MIN	FGM	FGA	PCT	FG3M	FG3A	PCT	FTM	FTA	PCT	OFF	DEF	TOT	AST	PF	DQ	STL	TO	BLK	PTS	RPG	APG	PPG
08-09 WAS	75	1143	191	387	.494	0	0	.000	107	162	.660	120	174	294	23	155	0	33	61	75	489	3.9	0.3	6.5
09-10 WAS	59	968	156	307	.508	0	1	.000	74	116	.638	88	155	243	14	122	2	16	51	101	386	4.1	0.2	6.5
10-11 WAS	79	2193	332	604	.550	0	3	.000	134	230	.583	223	411	634	38	232	2	41	102	193	798	8.0	0.5	10.1
11-12 WAS/DEN	61	1534	307	552	.556	0	0	.000	77	167	.461	163	314	477	31	166	0	35	87	132	691	7.8	0.5	11.3
12-13 DEN	79	1433	303	527	.575	1	11	1.000	110	186	.591	158	223	381	24	184	1	30	90	157	717	4.8	0.3	9.1
13-14 DEN	5	79	17	38	.447	0	0	.000	1	1	1.000	10	7	17	2	16	0	1	8	7	35	3.4	0.4	7.0
14-15 DEN/PHI	23	255	42	79	.532	0	0	.000	22	33	.667	18	43	61	3	30	0	2	18	20	106	2.7	0.1	4.6
15-16 DAL	34	370	77	134	.575	0	1	.000	18	36	.500	53	80	133	3	49	0	5	21	26	172	3.9	0.1	5.1
16-17 GSW	77	739	208	319	.652	0	3	.000	56	111	.505	100	144	244	17	109	0	19	40	67	472	3.2	0.2	6.1
17-18 GSW	65	615	136	219	.621	0	6	.000	38	52	.731	59	110	169	33	91	1	21	27	57	310	2.6	0.5	4.8
18-19 LAL	75	1671	400	641	.624	1	12	.083	96	152	.632	195	371	566	52	208	3	47	108	148	897	7.5	0.7	12.0
19-20 LAL	68	1130	195	306	.637	3	6	.500	53	82	.646	125	265	390	37	159	0	36	55	94	446	5.7	0.5	6.6
20-21 CLE/DEN	46	678	144	282	.511	5	24	.208	44	67	.657	77	162	239	39	121	3	19	60	54	337	5.2	0.8	7.3
21-22 PHX	74	1172	288	458	.629	2	9	.222	102	146	.699	163	333	496	42	181	2	22	98	81	680	6.7	0.6	9.2
22-23 DAL	42	355	80	125	.640	2	5	.400	24	41	.585	30	77	107	11	54	0	4	36	26	186	2.3	0.3	4.4
<b>TOTALS</b>	<b>863</b>	<b>14337</b>	<b>2876</b>	<b>4978</b>	<b>.578</b>	<b>14</b>	<b>71</b>	<b>.197</b>	<b>956</b>	<b>1582</b>	<b>.604</b>	<b>1582</b>	<b>2869</b>	<b>4451</b>	<b>369</b>	<b>1877</b>	<b>14</b>	<b>331</b>	<b>862</b>	<b>1238</b>	<b>6722</b>	<b>5.2</b>	<b>0.4</b>	<b>7.8</b>

## NBA PLAYOFFS STATISTICS

YEAR-TEAM	G	MIN	FGM	FGA	PCT	FG3M	FG3A	PCT	FTM	FTA	PCT	OFF	DEF	TOT	AST	PF	DQ	STL	TO	BLK	PTS	RPG	APG	PPG
11-12 DEN	7	181	23	53	.434	0	0	.000	14	26	.538	23	44	67	5	21	0	5	4	22	60	9.6	0.7	8.6
12-13 DEN	6	112	18	31	.581	0	0	.000	7	18	.389	17	14	31	0	17	0	4	11	6	43	5.2	0.0	7.2
15-16 DAL	2	14	1	2	.500	0	0	.000	2	6	.333	2	1	3	0	3	0	1	3	0	4	1.5	0.0	2.0
16-17 GSW	16	149	41	56	.732	0	0	.000	13	18	.722	22	26	48	4	31	0	2	8	15	95	3.0	0.3	5.9
17-18 GSW	13	158	39	58	.672	0	1	.000	6	9	.667	16	26	42	4	20	0	3	5	11	84	3.2	0.3	6.5
19-20 LAL	14	135	20	32	.625	0	2	.000	1	2	.500	16	28	44	7	22	0	2	9	10	41	3.1	0.5	2.9
20-21 DEN	4	34	3	10	.300	0	2	.000	2	6	.333	3	9	12	3	4	0	1	1	5	8	3.0	0.8	2.0
21-22 PHX	12	133	35	50	.700	0	1	.000	11	13	.846	16	32	48	7	27	0	3	9	5	81	4.0	0.6	6.8
<b>TOTALS</b>	<b>74</b>	<b>917</b>	<b>180</b>	<b>292</b>	<b>.616</b>	<b>0</b>	<b>6</b>	<b>.000</b>	<b>56</b>	<b>98</b>	<b>.571</b>	<b>115</b>	<b>180</b>	<b>295</b>	<b>30</b>	<b>145</b>	<b>0</b>	<b>21</b>	<b>50</b>	<b>74</b>	<b>416</b>	<b>4.0</b>	<b>0.4</b>	<b>5.6</b>

**TRANSACTIONS/CAREER NOTES:** Selected in the first round (18th overall) of the 2008 NBA Draft out of Nevada (6/26/08) ... Traded from Washington to Denver along with Ronny Turiaf in exchange for Nene as part of a three-team trade that included the LA Clippers (3/15/12) ... Traded from Denver to Philadelphia along with Chukwudiebere Maduabum and a 2016 first-round draft pick in exchange for Cenk Ayol and cash considerations (2/19/15) ... Waived by Philadelphia (3/1/15) ... Agreed to a multi-year deal with Dallas (8/13/15) ... Waived by Dallas (7/8/16) ... Signed a deal with Golden State (9/15/16) ... Agreed to a contract with Golden State (8/1/17) ... Signed as a free agent with Los Angeles (7/10/18) ... Re-signed with Los Angeles (7/6/19) ... Traded by Los Angeles to Cleveland along with a 2026 second-round draft pick in exchange for Jordan Bell and Alfonzo McKinnie (11/23/20) ... Traded by Cleveland to Denver in exchange for Isaiah Hartenstein, a 2023 second-round draft pick and a 2027 second-round draft pick (3/25/21) ... Signed a deal with Phoenix (8/16/21) ... Agreed to a multi-year contract with Dallas (7/9/22) ... Waived by Dallas (8/29/23) ... Signed as a free agent with Sacramento (9/2/23).

**NBA HONORS/AWARDS:** A three-time NBA champion with Golden State (2017, 2018) and Los Angeles (2020) ... 2011 NBA Slam Dunk Contest participant.

**NBA CAREER:** Averaging 7.8 ppg (.578 FG%, .197 3pt%, .604 FT%), 5.2 rpg, 1.4 bpg and 16.6 mpg in 863 career NBA games (343 starts) over 15 seasons with eight teams: Washington (2008-12), Denver (2011-15, 2020-21), Philadelphia (2014-15), Dallas (2015-16, 2022-23), Golden State (2016-18), Los Angeles (2018-20), Cleveland (2020-21) and Phoenix (2021-22) ... Among active players, ranks sixth in total blocks, eighth in field goal percentage and 11th in effective field goal percentage (.579 FG%).

**NBA PLAYOFFS:** Averaging 5.6 ppg (.616 FG%, 0-6 3pt, .571 FT%), 4.0 rpg, 1.0 bpg and 12.4 mpg in 74 career postseason games (23 starts) with



## McGEE'S CAREER HIGHS

MIN:	51	03/23/11	WAS	@	LAC
FGM:	15	03/22/19	BKN	@	LAL
FGA:	20	03/22/19	BKN	@	LAL
3FGM:	1 (14)	04/07/23	CHI	@	DAL
3FGA:	3	12/10/22	DAL	@	CHI
FTM:	10	03/27/11	WAS	@	GSW
FTA:	16	12/03/12	TOR	@	DEN
OREB:	12	03/22/19	BKN	@	LAL
DREB:	13	02/09/11	MIL	@	WAS
REB:	20	03/22/19	BKN	@	LAL
AST:	4 (3)	11/08/21	PHX	@	SAC
STL:	3 (9)	02/10/22	MIL	@	PHX
TO:	6 (2)	01/10/12	TOR	@	WAS
BLK:	12	03/15/11	WAS	@	CHI
PTS:	33	03/22/19	BKN	@	LAL

## McGEE'S PLAYOFFS CAREER HIGHS

MIN:	33	05/08/12	DEN	@	LAL
FGM:	9	05/08/12	DEN	@	LAL
FGA:	12	05/08/12	DEN	@	LAL
3FGM:					
3FGA:	1 (6)	05/15/22	DAL	@	PHX
FTM:	5	04/14/18	SAS	@	GSW
FTA:	6 (5)	04/14/18	SAS	@	GSW
OREB:	7	05/02/13	DEN	@	GSW
DREB:	9 (2)	05/12/12	DEN	@	LAL
REB:	15	05/04/12	LAL	@	DEN
AST:	3	08/20/20	POR	@	LAL
STL:	2 (4)	04/16/18	SAS	@	GSW
TO:	4	04/30/13	GSW	@	DEN
BLK:	6	05/01/12	DEN	@	LAL
PTS:	21	05/08/12	DEN	@	LAL

five teams: Denver (2011-13, 2020-21), Dallas (2015-16), Golden State (2016-18), Los Angeles (2019-20) and Phoenix (2021-22).

**2022-23 (Dallas):** Averaging 4.4 ppg (.640 FG%, 2-5 3pt, .585 FT%), 2.5 rpg and 8.4 mpg in 42 games (7 starts) ... As a starter, averaged 4.1 ppg (.500 FG%, 7-12 FT), 2.9 rpg and 10.2 mpg in seven games ... As a reserve, averaged 4.5 ppg (.670 FG%, 2-5 3pt, .586 FT%), 2.5 rpg and 8.1 mpg in 35 games ... Scored in double figures in five games ... Missed seven games due to injury or illness ... Inactive in one game due to rest (10/29) ... Inactive in two games due to a neck strain (11/15-11/16) ... Did not play in one game due to a non-COVID illness (12/31) ... Did not dress in one game due to a non-COVID illness (1/2) ... Inactive in two games due to a right ankle sprain (3/7-3/8) ... **Top Single-Game Performances:** Made eight of his 10 field goal attempts, scoring a season-best 18 points at CHI (12/10/22) ... Totaled 11 points and a season-high nine rebounds at SAC (2/10/23).

**2021-22 (Phoenix):** Averaged 9.2 ppg (.629 FG%, 2-9 3pt, .699 FT%), 6.7 rpg, 1.1 bpg and 15.8 mpg in 74 games (17 starts) ... As a starter, averaged 10.9 ppg (.568 FG%, 1-5 3pt, .692 FT%), 8.3 rpg, 0.8 apg, 1.1 bpg and 20.9 mpg in 17 games ... As a reserve, averaged 8.7 ppg (.655 FG%, 1-4 3pt, .701 FT%), 6.2 rpg, 1.1 bpg and 14.3 mpg in 57 games ... Ranked 18th in the NBA in blocks per game and 19th in total blocks (81) ... Scored 10+ points in 31 games and 20+ points in two games ... Grabbed 10+ rebounds in 13 games, including 15 rebounds in two contests ... Posted 10 double-doubles ... Missed eight games ... Inactive in three games due to health and safety protocols (12/31-1/4) ... Inactive in one game due to return to competition reconditioning (1/6) ... Inactive in two games due to left knee soreness (1/26-1/28) ... Inactive in two games due to non-COVID illness (3/27-3/30) ... **Top Single-Game Performances:** Set season highs with 21 points and 15 rebounds in a win vs. BOS (12/10/21) ... Made nine of 10 field goal attempts, scoring 20 points in a win at DET (1/16/22) ... Tied his season best with 15 boards while adding 11 points in a win at MIA (3/9/22).

**2022 NBA Playoffs:** Averaged 6.8 ppg (.700 FG%, 0-1 3pt, 11-13 FT), 4.0 rpg and 11.1 mpg in 12 games (0 starts) ... Had double figure scoring in three games ... **Top Single-Game Performances:** Went 7-for-8 from the field, scoring 15 points in a win at NOP (4/22/22) ... Shot a perfect 7-of-7 from the floor, scoring 14 points at NOP (4/24/22).

**2020-21 (Cleveland/Denver):** Averaged 7.3 ppg (.511 FG%, .208 3pt%, .657 FT%), 5.2 rpg, 0.8 apg, 1.2 bpg and 14.7 mpg in 46 games (2 starts) ... As a starter, totaled 20 points (10-20 FG), 22 rebounds, three assists and four blocks in 45 minutes ... As a reserve, averaged 7.2 ppg (.511

FG%, .208 3pt%, .657 FT%), 4.9 rpg, 0.8 apg, 1.1 bpg and 14.4 mpg in 44 games ... Averaged 8.0 ppg (.521 FG%, .250 3pt%, .655 FT%), 5.2 rpg, 1.0 apg, 1.2 bpg and 15.2 mpg in 33 games (1 start) with Cleveland ... Traded from Cleveland to Denver on Mar. 25 ... Averaged 5.5 ppg (.478 FG%, 0-4 3pt, .667 FT%), 5.3 rpg, 1.1 bpg and 13.5 mpg in 13 games (1 start) ... Scored in double figures in 13 games ... Collected 10 or more rebounds in three games ... Posted one double-double ... Missed two games ... Inactive in one game due to illness (3/19) ... Inactive in one game due to not with team (3/26) ... **Top Single-Game Performances:** Totaled 16 points, eight rebounds and two blocks at MIA (3/16/22) ... Scored 18 points on 6-of-9 shooting while going 6-for-6 at the free-throw line to go with nine boards and a pair of blocks vs. SAC (3/22/21) ... Posted a double-double with 12 points, 13 rebounds and two blocks in a win at MIN (5/13/21) .

**2021 NBA Playoffs:** Totaled eight points (3-10 FG, 0-2 3pt, 2-6 FT), 12 rebounds, three assists, one steal and five blocks in 34 minutes in four games (0 starts).

**2019-20 (Los Angeles):** Averaged 6.6 ppg (.637 FG%, 3-6 3pt, .646 FT%), 5.7 rpg, 1.4 bpg and 16.6 mpg in 68 games (68 starts) ... Ranked ninth in the league in total blocks (94) and 14th in blocks per contest ... Scored 10+ points in 14 games ... Tallied 10+ rebounds in six games ... Recorded two double-doubles ... Missed two games due to injury or illness ... Inactive in two games due to flu-like symptoms (1/23-1/25) ... **Top Single-Game Performances:** Recorded season highs of 18 points and 17 rebounds to go with three steals and three blocks in a win vs. GSW (11/13/19) ... Notched a double-double with 15 points, 11 boards and a pair of blocks in a win vs. WAS (11/29/19) ... Scored 18 points on 7-of-9 shooting while adding five rebounds and three blocks at BOS (1/20/20) ... Blocked seven shots in a win at NOP (3/1/20).

**2020 NBA Playoffs:** Averaged 2.9 ppg (.625 FG%, 0-2 3pt, 1-2 FT), 3.1 rpg, 0.7 bpg and 9.7 mpg in 14 games (11 starts) ... As a starter, averaged 3.7 ppg (.667 FG%, 0-1 3pt, 1-2 FT), 3.5 rpg, 0.8 bpg and 11.4 mpg in 11 games ... As a reserve, totaled five rebounds and one block in 10 minutes in three games ... Scored 10 points in one game ... **Top Single-Game Performances:** Recorded 10 points, eight boards and three assists in a win vs. POR (8/20/20) ... Blocked four shots to go with eight points and eight boards in a win at POR (8/24/20).

**2018-19 (Los Angeles):** Averaged 12.0 ppg (.624 FG%, 1-12 3pt, .632 FT%), 7.5 rpg, 0.7 apg, 2.0 bpg and 22.3 mpg in 75 games (62 starts) ... As a starter, averaged 12.2 ppg (.613 FG%, 1-10 3pt, .634 FT%), 7.9 rpg, 0.8 apg, 2.1 bpg and 23.6 mpg in 62 games ... As a reserve, averaged 10.8 ppg (.693 FG%, 0-2 3pt, .621 FT%), 5.8 rpg, 1.2 bpg and 16.0 mpg in 13 games ... Among league leaders, ranked third in field goal percentage, fourth in effective field goal percentage (.625 FG%), fifth in total blocks (148) and blocks per game ... Finished the season ranked 12th in defensive rating (104.2), 17th in total offensive rebounds (195), 10th in true shooting percentage (.634 FG%), Scored 10+ points in 49 games, 20+ points in 10 games and one game with 30+ points ... Collected 10+ rebounds in 18 games, 15+ rebounds in four games and 20 rebounds in one game ... Tallied five-plus blocks in six games ... **Top Single-Game Performances:** Posted 12 points, seven rebounds and seven blocks vs. ORL (11/25/18) ... Went 15-of-20 from the floor, finishing with a career-high 33 points, 20 rebounds, including a career-best 12 offensive boards, and six blocks vs. BKN (3/22/19) to become the third player in Lakers franchise history with at least 30 points, 20 rebounds and five blocks, joining Shaquille



O'Neal and Kareem Abdul-Jabbar ... Blocked four shots while adding 20 points and 15 boards in a win vs. WAS (3/26/19) ... Totaled 23 points and 16 rebounds in a win at NOP (3/31/19).

**2017-18 (Golden State):** Averaged 4.8 ppg (.621 FG%, 0-6 3pt, .731 FT%), 2.6 rpg, 0.9 bpg and 9.5 mpg in 65 games (17 starts) ... As a starter, averaged 6.8 ppg (.640 FG%, .857 FT%), 4.0 rpg, 1.1 bpg and 13.8 mpg in 17 games ... As a reserve, averaged 4.0 ppg (.609 FG%, 0-6 3pt, .711 FT%), 2.1 rpg, 0.8 bpg and 7.9 mpg in 48 games ... Scored in double figures in 11 games ... **Top Single-Game Performances:** Scored a season-high 14 points and added a pair of blocks at UTA (1/30/18) ... Totaled 13 points, seven boards and four blocks in a win vs. SAS (3/8/18).

**2018 NBA Playoffs:** Averaged 6.5 ppg (.672 FG%, 0-1 3pt, 6-9 FT), 3.2 rpg, 0.8 bpg and 12.2 mpg in 13 games (9 starts) ... As a starter, averaged 8.0 ppg (.702 FG%, 6-9 FT), 4.0 rpg, 1.0 bpg and 15.5 mpg in nine games ... As a reserve, totaled 12 points (6-11 FG, 0-1 3pt), six rebounds and two blocks in 19 minutes in four games ... Scored 10 or more points in four games ... **Top Single-Game Performances:** Shot 5-for-7 from the floor and 5-of-6 at the free-throw line, posting 15 points and a pair of blocks in a win vs. SAS (4/14/18) ... Totaled 10 points, seven rebounds and two steals in a win vs. SAS (4/16/18).

**2016-17 (Golden State):** Averaged 6.1 ppg (.652 FG%, 0-3 3pt, .505 FT%), 3.2 rpg, 0.9 bpg and 9.6 mpg in 77 games (10 starts) ... As a starter, averaged 9.8 ppg (.692 FG%, 8-15 FT), 5.2 rpg, 0.9 bpg and 16.4 mpg in 10 games ... As a reserve, averaged 5.6 ppg (.642 FG%, 0-3 3pt, .500 FT%), 2.9 rpg, 0.9 bpg and 8.6 mpg in 67 games ... Had 16 double figure scoring efforts ... Grabbed 10 rebounds in two games ... **Top Single-Game Performances:** Made eight of his 10 field goal attempts, scoring a season-high 17 points in a win vs. NYK (12/15/16) ... Finished with nine points and 10 rebounds in a win vs. SAC (3/24/17) ... Went 8-for-10 from the field, totaling 16 points and seven rebounds in a win vs. NOP (4/8/17).

**2017 NBA Playoffs:** Averaged 5.9 ppg (.732 FG%, .722 FT%), 3.0 rpg, 0.9 bpg and 9.3 mpg in 16 games (1 start) ... As a starter, totaled 16 points (6-9 FG, 4-6 FT), one rebound and one block in 13 minutes in one game ... As a reserve, averaged 5.3 ppg (.745 FG%, 9-12 FT), 3.1 rpg, 0.9 bpg and 9.0 mpg in 15 games ... Scored 10+ points in four games ... **Top Single-Game Performances:** Went a perfect 7-of-7 from the field, scoring 15 points while adding five rebounds and four blocks in a win vs. POR (4/19/17) ... Scored 16 points on 6-of-9 shooting in a win at SAS (5/20/17).

**2015-16 (Dallas):** Averaged 5.1 ppg (.575 FG%, 0-1 3pt, .500 FT%), 3.9 rpg, 0.8 bpg and 10.9 mpg in 34 games (2 starts) ... As a starter, totaled 18 points (8-14 FG, 2-2 FT), 12 rebounds and five blocks in 34 minutes in two games ... As a reserve, averaged 4.8 ppg (.575 FG%, 0-1 3pt, .471 FT%), 3.8 rpg, 0.7 bpg and 10.5 mpg in 32 games ... Scored in double figures in five games ... Grabbed 10+ rebounds in two games ... Recorded one double-double ... Missed 14 games due to injury ... Inactive in 13 games due to a left tibial stress fracture (10/28-11/20) ... Did not play in one game due to rest (12/1) ... **Top Single-Game Performances:** Posted 10 points, five boards and three blocks in a win vs. MEM (12/18/15) ... Set season highs with 13 points and 11 rebounds while adding two steals and a pair of blocks in a win vs. SAC (1/5/16).

**2016 NBA Playoffs:** Totaled four points (1-2 FG, 2-6 FT), three rebounds and one steal in 14 minutes in two games (0 starts).

**2014-15 (Denver/Philadelphia):** Averaged 4.6 ppg (.532 FG%, .667 FT%), 2.7 rpg, 0.9 bpg and 11.1 mpg in 23 games (0 starts) ... Averaged 5.2 ppg (.557 FG%, .690 FT%), 2.8 rpg, 1.1 bpg and 11.4 mpg in 17 games (0 starts) with Denver... Traded from Denver to Philadelphia on Feb. 19, 2015 ... Averaged 3.0 ppg (8-18 FG, 2-4 FT), 2.2 rpg and 10.2 mpg in six games with Philadelphia ... Had two double-digit scoring efforts ... Missed 29 games ... Inactive in 23 games due to a left lower leg strain (11/25-11/28, 12/13-1/20) ... Did not dress in three games due to a left lower leg strain (12/7-12/10) ... Inactive in three games due to flu-like symptom (2/3-2/6) ... **Top Single-Game Performances:** Scored 16 points on 6-of-9 shooting while going 4-for-4 from the charity stripe while adding four rebounds and four blocks vs. SAC (11/3/14) ... Totaled 14 points, eight rebounds and a pair of blocks in a win vs. NOP (11/21/14).

**2013-14 (Denver):** Averaged 7.0 ppg (.447 FG%, 1-1 FT), 3.4 rpg, 1.4 bpg and 15.9 mpg in five games (5 starts) ... Scored 10+ points in one game ... Missed 77 games ... Inactive in 77 games due to a left tibia stress fracture (11/11-4/16) ... **Top Single-Game Performance:** Had 14 points and a pair of blocks as he went 7-for-13 from the field in a win vs. ATL (11/7/13).

**2012-13 (Denver):** Averaged 9.1 ppg (.575 FG%, .591 FT%), 4.8 rpg, 2.0 bpg and 18.1 mpg in 79 games (0 starts) ... Among league leaders, ranked third in field goal percentage, sixth in effective field goal percentage (.576 FG%), sixth in total blocks (157) and eighth in blocks per game ... Scored in double figures in 33 games, including two games with 20+ points ... Collected 10+ rebounds in five games, including two games with 15 or more rebounds ... Posted two double-doubles ... Missed three games ... Inactive in one game due to left tibia irritation (1/28) ... Did not dress in one game due to left tibia irritation (1/30) ... Did not play in one game due to left tibia irritation (2/1) ... **Top Single-Game Performances:** Shot a perfect 9-for-9 from the floor, scoring 20 points in a win at IND (12/7/12) ... Totaled 12 points, nine boards and six blocks at MEM (12/29/12) ... Notched 21 points on 10-of-11 shooting to go with 11 rebounds, three blocks and a pair of steals at SAS (3/27/13) ... Grabbed a season-high 17 rebounds and added 10 points and two blocks in a win at MIL (4/15/13).

**2013 NBA Playoffs:** Averaged 7.2 ppg (.581 FG%, 7-18 FT), 5.2 rpg, 0.7 spg, 1.0 bpg and 18.7 mpg in six games (2 starts) ... As a starter, totaled 19 points (8-16 FG, 3-8 FT), 18 rebounds, three steals and four blocks in 46 minutes in two games ... As a reserve, averaged 6.0 ppg (10-15 FG, 4-10 FT), 3.3 rpg and 16.5 mpg in four games ... Scored 10 points in one game ... Grabbed 10 rebounds in one game ... **Top Single-Game Performances:** Totaled 10 points, eight rebounds and three blocks in a win vs. GSW (4/30/13) ... Pulled down 10 rebounds and added nine points and a pair of steals at GSW (5/2/13).

**2011-12 (Washington/Denver):** Averaged 11.3 ppg (.556 FG%, .461 FT%), 7.8 rpg, 2.2 bpg and 25.2 mpg in 61 games (45 starts) ... As a starter, averaged 11.5 ppg (.532 FG%, .496 FT%), 8.6 rpg, 2.4 bpg and 26.7 mpg in 45 games ... As a reserve, averaged 10.9 ppg (.640 FG%, .357 FT%), 5.8 rpg, 1.6 bpg and 20.7 mpg in 16 games ... Averaged 11.9 ppg (.535 FG%, .500 FT%), 8.8 rpg, 2.5 bpg and 27.4 mpg in 41 games (40 starts) with Washington ... Traded from Washington to Denver as part of a three-team trade that included the LA Clippers on Mar. 15, 2012 ... Averaged 10.3 ppg (.612 FG%, .373 FT%), 5.8 rpg, 1.6 bpg and 20.5 mpg in 20 games (5 starts) with Denver... Among league leaders, ranked second in blocks per game, third in total blocks (132), fifth in field goal percentage and seventh in effective field goal percentage (.556 FG%) ... Scored 10+ points in 35 games and 20+ points in five games ... Pulled down 10+ rebounds in 21 games and 15+ rebounds in two games ... Recorded 15 double-

doubles ... **Top Single-Game Performances:** Went 11-for-13 from the floor, totaling 23 points, 18 rebounds and five blocks vs. PHI (1/14/12) ... On 10-of-18 shooting, scored 24 points to go with 13 rebounds vs. MIA (2/10/12) ... Had 22 points, 11 rebounds and two blocks in a win at DEN (2/12/12) ... Notched 21 points and 14 boards at SAS (3/12/12).

**2012 NBA Playoffs:** Averaged 8.6 ppg (.434 FG%, .538 FT%), 9.6 rpg, 0.7 apg, 0.7 spg, 3.1 bpg and 25.9 mpg in seven games (0 starts) ... Scored in double figures in two games, including one game with 20+ points ... Grabbed 10+ rebounds in three games, including one 15-rebound performance ... Posted two double-doubles ... Had five-plus blocks in two games ... **Top Single-Game Performances:** Recorded 16 points, 14 boards, three blocks and two steals in a win vs. LAL (5/4/12) ... Went 9-for-12 from the field, finishing with 21 points, 14 rebounds and two blocks in a win at LAL (5/8/12) ... Grabbed 14 rebounds and blocked five shots at LAL (5/12/12).

**2010-11 (Washington):** Averaged 10.1 ppg (.550 FG%, 0-3 3pt .583 FT%), 8.0 rpg, 2.4 bpg and 27.8 mpg in 79 games (75 starts) ... As a starter, averaged 10.2 ppg (.547 FG%, 0-3 3pt, .599 FT%), 8.1 rpg, 2.5 bpg and 28.1 mpg in 75 games ... As a reserve, averaged 8.5 ppg (.600 FG%, 4-13 FT), 6.3 rpg, 1.5 bpg and 21.8 mpg in four games ... Among league leaders, ranked second in total blocks (193) and blocks per game (2.4) while also sitting fifth in the NBA in field goal percentage ... Scored in double figures in 42 games and 20+ points in six games ... Collected 10+ rebounds in 28 games and 15+ rebounds in six games ... Had five or more blocks in 10 games, including one game with 10+ blocks ... Tallied 21 double-doubles and one triple-double ... Missed three games ... Inactive in one game due to team suspension (12/26) ... Inactive in two games due to flu-like symptoms (1/28-1/29) ... **Top Single-Game Performances:** Totaled 20 points and 16 boards at DET (11/21/10) ... Recorded 24 points, 18 boards, four blocks and a pair of steals vs. PHI (11/23/10) ... Finished with 16 points, 17 rebounds and three blocks in a win vs. MIL (2/9/11) ... Posted a triple-double with 11 points, 12 rebounds and 12 points at CHI (3/15/11) ... Knocked down nine of his 12 field goal attempts while making 10-of-11 shots from the free-throw line, totaling 28 points, 18 rebounds and five blocks at GSW (3/27/11).

**2009-10 (Washington):** Averaged 6.4 ppg (.508 FG%, 0-1 3pt, .638 FT%), 4.1 rpg, 1.7 bpg and 16.1 mpg in 60 games (19 starts) ... As a starter, averaged 8.5 ppg (.489 FG%, .625 FT%), 5.9 rpg, 2.0 bpg and 24.5 mpg in 19 games ... As a reserve, averaged 5.5 ppg (.523 FG%, 0-1 3pt, .647 FT%), 3.2 rpg, 1.5 bpg and 12.3 mpg in 41 games ... Ranked 11th in blocks per game and 18th in total blocks (101) ... Scored 10+ points in 17 games and 20+ points in two games ... Grabbed 10+ rebounds in seven games, including one game with 15 rebounds ... Posted six double-doubles ... Blocked five or more shots in four games ... **Top Single-Game Performances:** Secured a double-double with 18 points, 10 rebounds and five blocks vs. NYK (2/26/10) ... Scored 20 points on 10-of-13 shooting while adding nine boards vs. ATL (3/11/10) ... Had 25 points, 15 rebounds and three blocks vs. GSW (4/6/10).

**2008-09 (Washington):** Averaged 6.5 ppg (.494 FG%, .660 FT%), 3.9 rpg, 1.0 bpg and 15.2 mpg in 75 games (14 starts) ... As a starter, averaged 7.1 ppg (.489 FG%, .632 FT%), 3.4 rpg, 1.6 bpg and 16.4 mpg in 14 games ... As a reserve, averaged 6.4 ppg (.495 FG%, .664 FT%), 4.0 rpg, 0.9 bpg and 15.0 mpg in 61 games ... Scored in double figures in 18 games ... Collected 10+ rebounds in four games ... Notched four games ... **Top Single-Game Performances:** Tallied 13 points, 11 boards and three blocks in a win vs. UTA (11/12/08) ... Set season bests with 18 points and 11 rebounds while adding a pair of blocks at ATL (2/10/09) ... Posted 17 points and four blocks at BOS (4/15/09).

**USA BASKETBALL:** Played for the U.S. Olympic Team in Tokyo where he helped Team USA earn a gold medal ... Averaged 6.3 ppg ppg (10-13 FG, 5-6 FT), 3.2 rpg, 1.3 apg and 5.0 mpg in four games ... Named to the 2021 USA National Team and U.S. Olympic Men's BASKetball Team on July 16, 2021 ... Played in the 2009 USA Basketball Showcase for the USA White Team ... Participated in the 2009 USA Basketball Men's National Team minicamp.

**COLLEGE (Nevada, 2006-08):** Averaged 8.7 ppg (.542 FG%, .356 3pt%, .514 FT%), 4.8 rpg, 1.9 bpg and 18.7 mpg in 66 games (31 starts) ... As a sophomore, averaged 14.1 ppg (.529 FG%, .333 3pt%, .525 FT%), 7.3 rpg, 0.8 spg, 2.8 bpg and 27.3 mpg in 33 games (31 starts) ... Named Second Team All-WAC and earned All-Defensive Team honors for the conference ... Ranked 12th in the NCAA in total blocks (92) and 14th in blocks per game while leading the WAC in each category ... Scored in double figures in 28 games, including 11 games with 20+ points ... Grabbed 10+ rebounds in nine games ... Recorded eight double-doubles ... Posted 15 points, 18 rebounds and three blocks vs. UCF (12/16/07) ... Scored 25 points on 12-of-14 shooting vs. Louisiana Tech (3/1/08) ... Totaled 23 points and 14 boards at Fresno State (3/8/08) ... During his freshman season, averaged 3.3 ppg (.600 FG%, 2-3 3pt, .471 FT%), 2.2 rpg, 0.9 bpg and 10.0 mpg in 33 games (0 starts).

**PERSONAL:** Born on Jan. 19, 1988, in Flint, Michigan ... His mother, Pamela McGee, was an All-American basketball player at USC who played and coached in the WNBA ... She was selected by the Sacramento Monarchs with the second pick in the 1997 WNBA Draft and played for Sacramento in 1997 ... He was the first son of a WNBA player to be drafted in the NBA ... His father, George Montgomery, played collegiately at Illinois and was a second-round pick by Portland in 1985 ... Co-founded Juglife, which promotes a healthy and active lifestyle by encouraging people to drink more water, and has helped build water wells in Africa, including a well at a school in Uganda, to provide access to clean water ... Took part in the NBA Africa Game 2018 as part of Team World ... Brought the Larry O'Brien Championship Trophy to his hometown of Flint, Michigan, for a parade on September 6, 2017, which was declared "JaVale McGee Day" by the mayor ... Hosts an annual Turkey Giveaway ... Pledged to help Flint families and hosted the "Flint PAL Night" benefitting the Flint Police Activities League at the Detroit vs. Dallas game on 4/1/16... Attended Detroit Country Day HS and Providence Christian HS in Michigan before playing his senior season at Hales Franciscan in Chicago ... Enjoys playing chess and video games... On X @JaValeMcGee34



# #15 DAVION MITCHELL



POSITION: Guard

HEIGHT/WEIGHT: 6-2 / 205lbs

YEARS: 3rd NBA Season

BEFORE NBA/COUNTRY: Baylor / USA

HIGH SCHOOL: Liberty County High School  
(Hinesville, GA)

BORN: 09/05/98 (Hinesville, GA)

## NBA REGULAR SEASON STATISTICS

YEAR-TEAM	G	MIN	FGM	FGA	PCT	FG3M	FG3A	PCT	FTM	FTA	PCT	OFF	DEF	TOT	AST	PF	DQ	STL	TO	BLK	PTS	RPG	APG	PPG
21-22 SAC	75	2076	352	843	.418	101	320	.316	56	85	.659	33	133	166	313	141	0	55	114	24	861	2.2	4.2	11.5
22-23 SAC	80	1447	181	399	.454	63	197	.320	25	31	.806	16	89	105	185	112	0	44	62	15	450	1.3	2.3	5.6
<b>TOTALS</b>	<b>155</b>	<b>3523</b>	<b>533</b>	<b>1242</b>	<b>.429</b>	<b>164</b>	<b>517</b>	<b>.317</b>	<b>81</b>	<b>116</b>	<b>.698</b>	<b>49</b>	<b>222</b>	<b>271</b>	<b>498</b>	<b>253</b>	<b>0</b>	<b>99</b>	<b>176</b>	<b>39</b>	<b>1311</b>	<b>1.7</b>	<b>3.2</b>	<b>8.5</b>

## NBA PLAYOFFS STATISTICS

YEAR-TEAM	G	MIN	FGM	FGA	PCT	FG3M	FG3A	PCT	FTM	FTA	PCT	OFF	DEF	TOT	AST	PF	DQ	STL	TO	BLK	PTS	RPG	APG	PPG
22-23 SAC	7	140	19	46	.413	7	27	.259	5	6	.833	3	6	9	12	7	0	6	6	1	50	1.3	1.7	7.1
<b>TOTALS</b>	<b>7</b>	<b>140</b>	<b>19</b>	<b>46</b>	<b>.413</b>	<b>7</b>	<b>27</b>	<b>.259</b>	<b>5</b>	<b>6</b>	<b>.833</b>	<b>3</b>	<b>6</b>	<b>9</b>	<b>12</b>	<b>7</b>	<b>0</b>	<b>6</b>	<b>6</b>	<b>1</b>	<b>50</b>	<b>1.3</b>	<b>1.7</b>	<b>7.1</b>

### MITCHELL'S CAREER HIGHS

MIN:	46	03/20/22	PHX	@	SAC
FGM:	11 (2)	03/30/22	SAC	@	HOU
FGA:	23	03/26/22	SAC	@	ORL
3FGM:	4 (3)	03/20/22	PHX	@	SAC
3FGA:	9 (2)	02/05/22	OKC	@	SAC
FTM:	6 (2)	04/10/22	SAC	@	PHX
FTA:	8	04/10/22	SAC	@	PHX
OREB:	3	11/17/21	SAC	@	MIN
DREB:	5 (3)	03/26/22	SAC	@	ORL
REB:	7 (2)	03/26/22	SAC	@	ORL
AST:	17	04/05/22	NOP	@	SAC
STL:	4 (2)	01/16/22	HOU	@	SAC
TO:	7	04/01/22	SAC	@	HOU
BLK:	2 (4)	04/10/22	SAC	@	PHX
PTS:	28	03/20/22	PHX	@	SAC

**TRANSACTIONS/CAREER NOTES:** An early entrant candidate selected in the first round (10th overall) by the Sacramento Kings out of Baylor University (7/29/21) ... Signed multi-year contract with Sacramento (8/5/21) ... Had his team option exercised by Sacramento for the 2023-24 season (10/5/22).

**NBA CAREER:** Averaging 8.5 ppg (.429 FG%, .317 3pt%, .698 FT%), 1.7 rpg, 3.2 apg, 0.6 spg and 22.7 mpg in 155 games (28 starts) over two seasons with one team: Sacramento (2021-23).

**NBA PLAYOFFS:** Averaging 7.1 ppg (.413 FG%, .259 3pt%, 5-6 FT), 1.3 rpg, 1.7 apg, 0.9 mpg and 20.0 mpg in seven career postseason games (0 starts) with one team: Sacramento (2022-23).

**2022-23 (Sacramento):** Averaged 5.6 ppg (.454 FG%, .320 3pt%, .806 FT%), 1.3 rpg, 2.3 apg, 0.6 mg and 18.1 mpg in 80 games (9 starts) ... As a starter, averaged 9.2 ppg (.442 FG%, .293 3pt%, .750 FT%), 1.7 rpg, 4.0 apg, 1.2 spg and 28.8 mpg in nine games ... As a reserve, averaged 5.2 ppg (.457 FG%, .327 3pt%, .815 FT%), 1.3 rpg, 2.1 apg and 16.7 mpg in 71 games ... Tied for 13th in charges drawn (15) ... One of nine players with at least 15 charges drawn and 70+ deflections (77) ... Scored in double figures in 10 games, including one game with 20 points or more ... **Top Single-Game Performances:** Knocked down nine of 11 field goal attempts, including 5-for-6 from behind the 3-point line, scoring a season-high 23 points at CHA (10/31/22) ... Dished out a season-best nine assists vs. DEN (12/27/22) ... Went 7-for-8 from the field and 4-of-5 from beyond the arc, finishing with 19 points in a win at SAS (1/15/23) ... Notched 11 points, six assists and a season-high four steals in a win vs. UTA (3/25/23).

**2023 NBA Playoffs:** Averaged 7.1 ppg (.413 FG%, .359 3pt%, 5-6 FT), 1.3 rpg, 1.7 apg, 0.9 spg and 20.0 mpg in seven games (0 starts) ... Scored 10+ points in three games ... **Top Single-Game Performances:** Went 5-for-10 from the floor, including two triples, finishing with 14 points, three assists and a pair of steals in a win vs. GSW (4/17/23) ... Shot 5-of-10 from the field, scoring 12 points at GSW (4/23/23).

**2021-22 (Sacramento):** Averaged 11.5 points (.418 FG%, .316 3pt%, .659 FT%), 2.2 rpg, 4.2 apg and 27.7 minutes in 75 games (19 starts) ... As a starter, averaged 18.0 points (.451 FG%, .337 3pt%, .763 FT%) 2.3 rpg, 7.4 apg, 0.7 and 37.1 mpg in 19 games ... As a reserve, averaged 9.3 ppg (.398 FG%, .306 pt%, .574 FT%), 2.2 rpg, 3.1 apg, 0.8 spg and 24.5 mpg in 56 games ... Among rookies, ranked ninth in scoring and fourth in assists per game ... Scored in double figures in 40 games, including 10 games with 20+ points ... Dished out 10+ assists in three

games and 15 assists or more in two games ... Notched three double-doubles ... Just one of two rookies (Cade Cunningham) that had at least 25 points and five assists in consecutive outings (3/20-3/23) ... **Top Single-Game Performances:** Totaled 16 points, seven assists and a career-high four steals vs. HOU (1/16/22) ... Made a career-best 11 field goals on 17 attempts, posting 26 points and eight assists at GSW (2/3/22) ...

## #15 DAVION MITCHELL

Scored a career-high 28 points to go with nine assists vs. PHX (3/20/22) ... Connected on 11-of-22 field goal attempts, tying his career high in field goals made, finishing with 24 points, eight assists and five boards in a win at HOU (3/30/22) ... Recorded his first career double-double with 11 points and 10 assists at HOU (4/1/22) ... Notched his second double-double with 15 points and 17 assists, passing Kenny Smith (15, 2x) for the Sac-era single-game rookie assist record vs. NOP (4/5/22) ... Tallied 18 points, 15 assists and a pair of blocks in a win at PHX (4/10/22) to become just the eighth player in NBA history with multiple games of 15 points and 15 assists during their rookie season.

**COLLEGE (Auburn/Baylor, 2017-21):** Averaged 14.0 points (.511 FG%, .447 3pt%, .641 FT%), 2.7 rebounds, 5.5 assists, 1.9 steals and 33.0 minutes per game in 30 games (all starts) during his junior season at Baylor (2020-21) ... Mitchell led the Bears to the 2021 NCAA Championship, while being named the 2021 National Defensive Player of the Year ... Mitchell earned NCAA All-Tourney, NCAA All-Region, All-Big 12 First Team (2020-21) and Big 12 All-Defensive Team (2019-20, 2020-21) honors ... Named 2020 Big 12 Newcomer of the Year during his redshirt sophomore season ... Mitchell helped Baylor win its first national championship, recording 15 points, six rebounds and five assists in a 86-70 win against previously undefeated Gonzaga in the title game ... He received the Naismith Defensive Player of the Year Award, NABC Defensive Player of the Year and the Lefty Driesell Award as the top defensive player in the nation ... Mitchell earned Big 12 Defensive Player of the Year and First Team All-Big 12 honors ... as a Junior, earned 2021 All-America Third-Team honors (AP, NABC, SN) after leading Bears to first National Championship in program history ... Swept National Defensive Player of the Year honors, earning Naismith and NABC Defensive Player of the Year and Lefty Driesell Award ... As a redshirt sophomore at Baylor, named 2020 Big 12 Newcomer of the Year, All-Big 12 Third Team and All-Defensive Team after starting all 30 games in debut season at Baylor ... Honored as one of 10 finalists for Naismith Defensive Player of the Year ... Scored in double-figures in 15 of 30 games after doing so in two of 34 games during 2017-18 freshman season at Auburn ... Bears went 14-1 when he scored 10+ points and 11-0 when he posted 5+ assists ... Shot 35% (32-of-92) from 3-point range over final 26 games, improving from 26% (17-of-65) over first 38 collegiate games ... Freshman season at Auburn, played all 34 games off bench for 2018 SEC champion Auburn squad that won 26 games and went 13-5 in league play ... Ranked second on team with 18.4 assist rate and second in 2-point field goal percentage at .566 ... Played at least 20 minutes off the bench 12 times, all Auburn wins.

**HIGH SCHOOL:** Consensus four-star prospect ... Ranked No. 33 nationally in 2017 class by 247Sports, No. 45 by Scout, No. 55 by Rivals and No. 61 by ESPN ... Played for coach Julian Stokes at Liberty County High School ... Helped Panthers to their first Georgia 4A state championship during 2015-16 junior season ... Averaged 24.2 points, 7.1 assists, 3.6 rebounds and 2.9 steals per game as junior, earning Savannah Morning News Boys Basketball Player of the Year honors ... Averaged 23.8 points, 5.3 rebounds, 5.2 assists and 2.5 steals per game as senior while leading Liberty County to 22-6 record ... Scored in double figures in all 28 games as a senior, including 14 games with 20+ points ... Scored season-high 42 points on 14-of-31 field goals and 10-of-20 from 3-point range in win over Bradwell Institute ... MaxPreps Junior All-America third-team selection in 2015-16.

**PERSONAL:** Son of Earl Legette and Lakisha Mitchell ... nicknamed "Off Night" for reputation of forcing player he's defending into having an off night.

# #0 MALIK MONK

POSITION: Guard

HEIGHT/WEIGHT: 6-3 / 200lbs

YEARS: 7th NBA Season

BEFORE NBA/COUNTRY: Kentucky/USA

HIGH SCHOOL: East Poinsett County HS  
(Lepanto, AR)

BORN: 02/04/98 [Jonesboro, AR]



## NBA REGULAR SEASON STATISTICS

YEAR-TEAM	G	MIN	FGM	FGA	PCT	FG3M	FG3A	PCT	FTM	FTA	PCT	OFF	DEF	TOT	AST	PF	DQ	STL	TO	BLK	PTS	RPG	APG	PPG
17-18 CHA	63	854	153	425	.360	83	243	.342	32	38	.842	8	58	66	91	60	0	20	49	9	421	3.4	2.9	6.7
18-19 CHA	73	1258	227	586	.387	109	330	.330	90	102	.882	16	121	137	117	106	0	37	86	19	653	1.9	1.6	8.9
19-20 CHA	55	1169	212	488	.434	58	204	.284	82	100	.820	27	130	157	114	74	0	25	77	16	564	2.4	2.1	10.3
20-21 CHA	42	878	173	399	.434	85	212	.401	59	72	.819	14	87	101	87	47	0	19	55	4	490	3.4	2.9	11.7
21-22 LAL	76	2139	391	827	.473	173	442	.391	93	117	.795	37	219	256	218	138	0	61	121	29	1048	3.4	2.9	13.8
22-23 SAC	77	1720	357	796	.448	143	398	.359	184	207	.889	32	171	203	298	125	0	49	146	20	1041	2.6	3.9	13.5
<b>TOTALS</b>	<b>386</b>	<b>8017</b>	<b>1513</b>	<b>3520</b>	<b>.430</b>	<b>651</b>	<b>1829</b>	<b>.356</b>	<b>549</b>	<b>636</b>	<b>.849</b>	<b>134</b>	<b>786</b>	<b>920</b>	<b>925</b>	<b>550</b>	<b>0</b>	<b>211</b>	<b>535</b>	<b>97</b>	<b>4217</b>	<b>2.4</b>	<b>2.4</b>	<b>10.9</b>

## NBA PLAYOFFS STATISTICS

YEAR-TEAM	G	MIN	FGM	FGA	PCT	FG3M	FG3A	PCT	FTM	FTA	PCT	OFF	DEF	TOT	AST	PF	DQ	STL	TO	BLK	PTS	RPG	APG	PPG
22-23 SAC	7	205	38	93	.409	13	39	.333	44	49	.898	6	32	38	25	15	0	5	14	3	133	5.4	3.6	19.0
<b>TOTALS</b>	<b>7</b>	<b>205</b>	<b>38</b>	<b>93</b>	<b>.409</b>	<b>13</b>	<b>39</b>	<b>.333</b>	<b>44</b>	<b>49</b>	<b>.898</b>	<b>6</b>	<b>32</b>	<b>38</b>	<b>25</b>	<b>15</b>	<b>0</b>	<b>5</b>	<b>14</b>	<b>3</b>	<b>133</b>	<b>5.4</b>	<b>3.6</b>	<b>19.0</b>

### MONK'S CAREER HIGHS

MIN:	44	11/26/21	SAC	@	LAL
FGM:	14	04/10/22	LAL	@	DEN
FGA:	25	04/10/22	LAL	@	DEN
3FGM:	9	02/01/21	CHA	@	MIA
3FGA:	14	04/10/22	LAL	@	DEN
FTM:	9	02/20/20	CHA	@	CHI
FTA:	9 (3)	03/17/21	CHA	@	DEN
OREB:	2 (13)	03/13/22	LAL	@	PHX
DREB:	10	01/30/22	LAL	@	ATL
REB:	10 (2)	01/30/22	LAL	@	ATL
AST:	8 (2)	04/06/18	CHA	@	ORL
STL:	3 (3)	03/07/22	LAL	@	SAS
TO:	5 (4)	04/03/22	DEN	@	LAL
BLK:	3	01/09/22	MEM	@	LAL
PTS:	41	04/10/22	LAL	@	DEN

**TRANSACTIONS/CAREER NOTES:** An early entrant candidate selected in the first round (11th overall) of the 2017 NBA Draft by Charlotte out of Kentucky (6/22/17) ... Signed a deal with Charlotte (7/2/17) ... Signed a deal with Los Angeles (8/6/21) ... Agreed to a deal with Sacramento (7/6/22).

**NBA CAREER:** Averaging 10.9 (.430 FG%, .356 3pt%, .849 FT%), 2.4 rpg, 2.4 apg and 20.8 mpg in 386 career games (38 starts) over six seasons with three teams: Charlotte (2017-21), Los Angeles (2021-22) and Sacramento (2022-23).

**NBA PLAYOFFS:** Averaging 19.0 ppg (.409 FG%, .333 3pt%, .898 FT%), 5.4 rpg, 3.6 apg, 0.7 spg and 29.3 mpg in seven career postseason games (0 starts) with one team: Sacramento (2022-23) ... Tied for ninth in franchise history in made 3-pointers (13) ... Holds the fifth-highest free throw percentage in franchise history.

**2022-23 (Sacramento):** Averaged 13.5 ppg (.448 FG%, .359 3pt%, .889 FT%), 2.6 rpg, 3.9 apg and 22.3 mpg in 77 games (0 starts) ... One of 14 players in NBA history with 1,000+ points and 140+ 3PM as a reserve in a season ... Third-most points off the bench in a single season in franchise history ... Dished out the most assists by a reserve in franchise history (298) and ranked third in the NBA among bench players ... Finished with the third-most 3-pointers made off the bench in the Association, which was tied for third in a season in franchise history by a reserve ... Among qualified bench players (min. 58 GP), ranked third in PPG and APG and fifth in 3-point field goals made per game (1.9) ... Scored in double figures in 50 games, including 12 games with 20+ points, three games with 30+ points and one game with 40 points or more ... Had the most 30-point games off the bench this season ... Missed five games ... Inactive in one game due return to competition reconditioning (1/7) ... Inactive in two games due to a right ankle sprain (2/11-2/14) ... Did not dress in two games due to lower left leg soreness (4/2, 4/7) ... **Top Single-Game Performances:** Had a 27-point outing at ATL (11/23/22) ... Tied his career high with eight assists and added 30 points vs. PHX (11/28/22) ... Finished with 33 points going 12-for-21 from the field in a win vs. DEN (12/28/22) ... Totaled 13 points, nine boards and eight assists in a win vs. MEM (1/23/23) ... Recorded 22 points, five assists and three steals in a win at SAS (2/1/23) ... Scored a career-high 45 points on 15-of-24 shooting, including 6-for-12 from 3-point range and 9-of-10 at the free-throw line in a double overtime win at the LA Clippers (2/24/23), which marked the highest single-game scoring performance off the bench this season and tied for second-most in franchise history.

### MONK'S PLAYOFFS CAREER HIGHS

MIN:	32	04/28/23	SAC	@	GSW
FGM:	8 (2)	04/28/23	SAC	@	GSW
FGA:	15	04/17/23	GSW	@	SAC
3FGM:	3	04/28/23	SAC	@	GSW
3FGA:	8	04/30/23	GSW	@	SAC
FTM:	14	04/15/23	GSW	@	SAC
FTA:	14	04/15/23	GSW	@	SAC
OREB:	2	04/30/23	GSW	@	SAC
DREB:	7 (2)	04/30/23	GSW	@	SAC
REB:	9	04/30/23	GSW	@	SAC
AST:	5	04/23/23	SAC	@	GSW
STL:	2 (2)	04/26/23	GSW	@	SAC
TO:	4	04/28/23	SAC	@	GSW
BLK:	2	04/28/23	SAC	@	GSW
PTS:	32	04/15/23	GSW	@	SAC



**2023 NBA Playoffs:** Averaged 19.0 ppg (.409 FG%, .333 3pt%, .898 FT%), 5.4 rpg, 3.6 apg, 0.7 spg and 29.3 mpg in seven games (0 starts) ... His 133 points off the bench are the most by a reserve in an opening round and the second-most in a reserve's first seven career games of a postseason in NBA history... Among reserves, ranked first in scoring average and free throws made per game ... Ranked sixth in the league in free throws made per outing ... Scored in double figures in six games, including 20+ points in three games and one game with 30+ points ... **Top Single-Game Performances:** Shot 8-for-13 from the floor while going a perfect 14-of-14 at the charity stripe, scoring 32 points in his playoff debut in a win vs. GSW (4/15/23), setting the NBA record for points by a reserve in a postseason debut, passing Ben Gordon (30, 4/24/05 vs. WAS); became the fourth player in franchise history to go 14-for-14 from the free-throw line a playoff game and had the second-most makes at the line without a miss by a reserve in a single playoff game in NBA history ... Scored 21 points vs. GSW (4/26/23) ... Connected on eight of 14 field goal attempts and nine of 10 free throw attempts, totaling 28 points, seven boards and a pair of blocks in a win at GSW (4/28/23) ... Grabbed nine rebounds and added 14 points and four assists vs. GSW (4/30/23).

**2021-22 (Los Angeles):** Averaged 13.8 ppg (.473 FG%, .391 3pt%, .795 FT%), 3.4 rpg, 2.9 apg and 28.1 mpg in 76 games (37 starts) ... As a starter, averaged 17.0 ppg (.478 FG%, .422 3pt%, .792 FT%), 4.0 rpg, 3.3 apg and 32.1 mpg in 37 games ... As a reserve, 10.7 ppg (.467 FG%, .349 3pt%, .800 FT%), 2.8 rpg, 2.4 apg and 24.4 mpg in 39 games ... Scored in double figures 51 times, including 22 games with 20+, two games with 30+ and one 40-point contest ... Missed six games ... Inactive in five games due to health and safety protocols (12/15-12/23) ... Did not dress in one game due to left groin soreness (1/28) ... **Top Single-Game Performances:** Scored a then season-high 27 points (10-13 FG) vs. MIA (11/10/21) ... Tallied 22 points (6-10 3FG) in 33 minutes at SAC (11/30/21) ... Scored 29 points with a season-high seven three-pointers to go with four rebounds, three assists and two steals vs. ATL (1/7/22) ... Finished with a season-high 33 points, 10 rebounds and five assists for his second career double-double on at ATL (1/30/22) ... Had 29 points, including 18 points in the third quarter, with two assists vs. NYK (2/5/22) ... Scored a career-high 41 points with four rebounds and one assist at DEN (4/10/22).

**2020-21 (Charlotte):** Averaged 11.7 ppg (.434 FG%, .401 3pt%, .819 FT%), 2.4 rpg, 2.1 apg and 20.9 mpg in 42 games (0 starts) ... Scored in double figures in 22 games, including eight games with 20+ points and two games with 30+ points ... Missed 17 games due to injury ... Did not dress in one game due to right foot soreness (3/28) ... Did not play due to right foot soreness (3/30) ... Inactive in 15 games due right ankle sprain (4/2-4/28) ... **Top Single-Game Performances:** Scored 36 points on 11-of-18 shooting, including a career-high nine made 3s at MIA (2/1/21) ... Posted 29 points, including 20 in the second quarter alone at PHX (2/8/21) ... Recorded 32 points, connecting on 12 of 17 field goal attempts vs. MIA (3/26/21).

**2019-20 (Charlotte):** Averaged 10.3 ppg (.434 FG%, .284 3pt%, .820 FT%), 2.9 rpg, 2.1 apg and 21.3 mpg in 55 games (1 start) ... Scored in double figures in 24 games, including six games with 20+ points and one game with 30+ points ... Grabbed 10 rebounds in one game ... Recorded one double-double ... Missed nine games ... Did not play due to an injured finger (12/11) ... Did not play in six games due to a league suspension (2/26-3/7) ... Inactive in two games due to league suspension (3/9-3/11) ... **Top Single-Game Performances:** Had 23 points and 10 rebounds on 9-of-12 shooting vs. SAC (12/17/19) ... Made 10-of-17 field goal attempts while making eight of his nine tries from the free-throw line, scoring 31 points vs. MIL (1/24/20).

**2018-19 (Charlotte):** Averaged 8.9 ppg (.387 FG%, .330 3pt%, .882 FT%), 1.9 rpg, 1.6 apg and 17.2 mpg in 73 games (0 starts) ... Had 10+ points in 31 games and 20+ points in six games ... Had five-plus 3s in one game ... **Top Single-Game Performances:** Scored a season-high 26 points, going 9-for-15 from the field, including 7-of-11 from beyond the 3-point line at ATL (11/25/18) ... Notched 24 points at LAC (1/8/19).

**2017-18 (Charlotte):** Averaged 6.7 ppg (.360 FG%, .342 3pt%, .842 FT%), 1.0 rpg, 1.4 apg and 13.6 mpg in 63 games (0 starts) ... Finished with 10 points or more in 16 games, including five games with 20+ points ... **Top Single-Game Performances:** Went 10-for-17 from the floor and 5-of-8 from 3-point range, finishing with 25 points vs. MIL (11/1/17) ... Connected on 8-of-14 field goal attempts, scoring 26 points at ORL (4/6/18) ... Had 22 points, five assists and a pair of steals vs. IND (4/8/18).

**COLLEGE (Kentucky, 2016-17):** Named SEC Player of the Year ... Jerry West Award Winner ... SEC Rookie of the Year ... All-SEC First Team selection ... SEC All-Freshman Team honoree ... Appeared in 38 games (37 starts), averaging 19.8 points, 2.5 rebounds and 2.3 assists in 32.1 minutes ... Shot 39.7 percent (104-262) from three-point range ... Led the SEC in field goals made (251), three-pointers made (104), three-point percentage (.397) and total points (754) ... Scored in double figures in 36 games, including 19 games with 20+, four games with 30+ and one game with 40+ points ... Made multiple three-pointers in 26 games, including six games with 5+ triples ... Scored a career-high 47 points (8-12 3FG) with two assists and one steal on 12/17 vs. UNC ... Had 24 points, three rebounds and a career-high five steals on 12/3 vs. UCLA ... Made his collegiate debut on 11/11 vs. Stephen F. Austin, finishing with 10 points, one assist, one steal and one block in 20 minutes.

**PERSONAL:** Hometown is Jonesboro, Ark ... Son of Jackie and Michael Scales ... Has one brother, Marcus ... Marcus was an NFL wide receiver of the Chicago Bears and played for the University of Arkansas ... Marcus also played college basketball at Arkansas ... A cousin, Rashad Madden, played basketball for Arkansas, and his uncle, Chuck Monk, played running back for Arkansas State ... Named MVP of the 2016 Jordan Brand Classic ... Selected as a 2016 McDonald's All-American following his senior year of high school.

# #13 KEEGAN MURRAY

POSITION: Forward

HEIGHT/WEIGHT: 6-8 / 215lbs

YEARS: 2nd NBA SEASON

BEFORE NBA/COUNTRY: Iowa / USA

HIGH SCHOOL: DME Academy (Dayton Beach, FL)

BORN: 02/04/98 (Cedar Rapids, IA)



## NBA REGULAR SEASON STATISTICS

YEAR-TEAM	G	MIN	FGM	FGA	PCT	FG3M	FG3A	PCT	FTM	FTA	PCT	OFF	DEF	TOT	AST	PF	DQ	STL	TO	BLK	PTS	RPG	APG	PPG
22-23 SAC	80	2382	354	782	.453	206	501	.411	62	81	.765	89	282	371	98	162	0	61	60	42	976	4.6	1.2	12.2
<b>TOTALS</b>	<b>80</b>	<b>2382</b>	<b>354</b>	<b>782</b>	<b>.453</b>	<b>206</b>	<b>501</b>	<b>.411</b>	<b>62</b>	<b>81</b>	<b>.765</b>	<b>89</b>	<b>282</b>	<b>371</b>	<b>98</b>	<b>162</b>	<b>0</b>	<b>61</b>	<b>60</b>	<b>42</b>	<b>976</b>	<b>4.6</b>	<b>1.2</b>	<b>12.2</b>

## NBA PLAYOFFS STATISTICS

YEAR-TEAM	G	MIN	FGM	FGA	PCT	FG3M	FG3A	PCT	FTM	FTA	PCT	OFF	DEF	TOT	AST	PF	DQ	STL	TO	BLK	PTS	RPG	APG	PPG
22-23 SAC	7	194	26	58	.448	12	32	.375	4	6	.667	15	29	44	5	18	0	4	4	2	68	6.3	0.7	9.7
<b>TOTALS</b>	<b>7</b>	<b>194</b>	<b>26</b>	<b>58</b>	<b>.448</b>	<b>12</b>	<b>32</b>	<b>.375</b>	<b>4</b>	<b>6</b>	<b>.667</b>	<b>15</b>	<b>29</b>	<b>44</b>	<b>5</b>	<b>18</b>	<b>0</b>	<b>4</b>	<b>4</b>	<b>2</b>	<b>68</b>	<b>6.3</b>	<b>0.7</b>	<b>9.7</b>

### MURRAY'S CAREER HIGHS

MIN:	43	02/24/23	SAC	@	LAC
FGM:	11	02/06/23	SAC	@	HOU
FGA:	17 (2)	02/06/23	SAC	@	HOU
3FGM:	8	02/06/23	SAC	@	HOU
3FGA:	14	03/20/23	SAC	@	UTA
FTM:	4 (5)	01/20/23	OKC	@	SAC
FTA:	5 (2)	12/03/22	SAC	@	LAC
OREB:	6	01/30/23	SAC	@	MIN
DREB:	11	01/20/23	OKC	@	SAC
REB:	16	01/20/23	OKC	@	SAC
AST:	6	02/14/23	SAC	@	PHX
STL:	3 (2)	02/26/23	SAC	@	OKC
TO:	5	10/29/22	MIA	@	SAC
BLK:	3	03/31/23	SAC	@	POR
PTS:	30	02/06/23	SAC	@	HOU

**TRANSACTIONS/CAREER NOTES:** An early entrant candidate selected in the first round (4th overall) of the 2022 NBA Draft by the Sacramento Kings out of Iowa (6/23/22) ... Agreed to a deal with Sacramento (7/2/22)... Highest drafted Hawkeye in program history, eclipsing Fred Brown who was selected with the sixth overall pick in the 1971 NBA Draft ... The first Hawkeye drafted in the first round since Ricky Davis in 1998.

**NBA HONORS/AWARDS:** Earned All-Rookie First Team honors for the 2022-23 season ... Named the Most Valuable Player at NBA 2K23 Summer League in Las Vegas after averaging 23.3 ppg, 7.3 rpg and 1.3 spg ... 2022 All-Summer League First Team selection.

**2022-23 (Sacramento):** Averaged 12.2 ppg (.453 FG%, .411 3pt%, .765 FT%), 4.6 rpg, 1.2 apg, 0.8 spg and 29.8 mpg in 80 games (78 starts) ... As a starter, averaged 12.1 ppg (.450 FG%, .410 3pt%, .759 FT%), 4.6 rpg, 1.2 apg, 0.8 spg and 29.6 mpg in 78 games ... As a reserve, averaged 17.5 ppg (.542 FG%, .438 3pt%, 2-2 FT), 4.5 rpg, 1.0 apg and 35.6 mpg in two games ... Set the All-Time NBA Rookie single season 3-point record, knocking down 206 3-pointers; passed Donovan Mitchell (187) on March 29 at Portland ... Finished with the sixth-most made 3s in a season in franchise history ... Had 11 games with five-plus 3-pointers, the second-most by a rookie in NBA history ... 21st in the NBA in 3-point shooting percentage ... One of six players to make at least 200 3s and shooting 40.0% or better from behind the arc ... Made 95 3s in first 40 games, the third-most in NBA history; reached 100 3s in 42 games, tied with Luka Doncic for the second-fastest to hit that mark ... Among rookies, ranked first in 3PM, second in 3-point field goal percentage, sixth in PPG and seventh in SPG ... Also sixth in total points and tied for fourth in total steals among first-year players ... Had 10+ points in 54 games, 20+ points in 13 games and one game with 30 points ... Collected 10+ rebounds in six games ... Recorded four double-doubles ... Missed two games ... Inactive in one game due to return to competition reconditioning (10/19) ... Inactive in one game due to lower back soreness (11/17) ... **Top Single-Game Performances:** Totaled 21 points and three steals in a win vs. Golden State (11/13/22) ... Had 23 points, seven boards and a pair of steals in a win at LAC (12/3/22) ... Posted 29 points and a career-high 14 rebounds in a win vs. OKC (1/20/23) ... Knocked down 11-of-17 attempts from the field, including eight 3-pointers, scoring a career-high 30 points in a win at HOU (2/6/23) ... Made three triples in a win at POR (3/29/23) to set the NBA's single season 3-point record by a rookie ... Scored 21 points, hitting seven 3-pointers to go with six boards at NOP (4/4/23)

### MURRAY'S PLAYOFFS CAREER HIGHS

MIN:	45	4/28/23	SAC	@	GSW
FGM:	9	04/23/23	SAC	@	GSW
FGA:	10 (2)	04/26/23	SAC	@	GSW
3FGM:	2 (2)	04/26/23	SAC	@	GSW
3FGA:	8	04/26/23	SAC	@	GSW
FTM:	2	04/17/23	GSW	@	SAC
FTA:	2 (2)	04/30/23	GSW	@	SAC
OREB:	1 (3)	04/26/23	GSW	@	SAC
DREB:	3	04/28/23	SAC	@	GSW
REB:	3	04/28/23	SAC	@	GSW
AST:	4	04/15/23	GSW	@	SAC
STL:	2 (2)	04/28/23	SAC	@	GSW
TO:	2 (2)	04/26/23	GSW	@	SAC
BLK:	1	04/15/23	GSW	@	SAC
PTS:	14	04/17/23	GSW	@	SAC

mpg in seven games (7 starts) ... Scored in double figures in four games, including one game with 20+ points ... Collected 10+ rebounds in one game ... Recorded one double-double ... **Top Single-Game Performances:** Went 9-for-13 from the field, including 5-of-7 from 3-point range, posting 23 points and seven rebounds at GSW (4/23/23) ... Notched a double-double with 14 points and 12 boards in 45 minutes in a win at GSW (4/28/23), marking the most minutes played by a rookie in a postseason contest since 2013; totaled the most minutes in a playoff outing in regulation since 2005.

# #13 KEEGAN MURRAY

**COLLEGE (Iowa, 2020-22):** Averaged 15.8 ppg (.543 FG%, .373 3pt%, .749 FT%), 7.0 rpg, 1.5 apg, 1.1 spg, 1.6 bpg and 25.4 mpg in 66 games (39 starts) over two seasons at Iowa from 2020-22 ... During his sophomore season, averaged 23.5 ppg (.554 FG%, .398 3pt%, .747 FT%), 8.7 rpg, 1.5 apg, 1.3 spg, 1.9 bpg and 31.9 mpg in 35 games (35 starts) on his way to winning a number of accolades ... Totaled 822 points, 303 rebounds, 68 blocks, 52 assists and 45 steals while connecting on 66 triples, becoming the second player in Division 1 history to post 800 points, 60 blocks and 60 3s in a single season, moving alongside Kevin Durant ... First D1 player with 800 points and 300 rebounds or more on .550% shooting from the floor ... Increased his scoring average by 16.3 points per outing from the previous season, largest increase by a Big Ten player in nearly 50 years (Rick Schmidt, 1972-72) ... His list of awards and selections included Consensus First Team All-American, Karl Malone Power Forward of the Year, All-Big Ten (unanimous) and NABC All-District First Teams and USBWA All-District VI ... One of three Big Ten players to earn at least six Big Ten Payer of the Week awards since its introduction at the start of the 1981-82 season, joining Evan Turner and Caleb Swanigan... Finalist for the following awards: John R. Wood Award, Naismith Trophy, Lute Olson Award and Left Driesell Award ... Tabbed the Moust Outstanding Player at the Big Ten Tournament and received All-Tournament Team honors ... Ranked first in the country in Player Efficiency Rating (37.8), fourth in points per game (23.5), 34th in field goal percentage (.554) ... Points per game average was tops among players from a major conference and marked the third consecutive season a Hawkeye led the Big Ten in scoring (Garza in 2020 and 2021) ... Only player nationally to average 23+ points and 8+ rebounds ... Netted double figures in all but one game played (34), including reaching 30 points a league-best five times ... Posted 27 points, 21 rebounds, four blocks, and two assists in win over N.C. Central as he became the first Hawkeye to total 25+ points and 20+ rebounds in a game since Bruce King in 1977 ... Scored 30+ points in consecutive games (30 at Maryland; 37 vs. Nebraska) to become the first Hawkeye to score 30+ points in back-to-back Big Ten games since Matt Gatens in 2012 ... Exploded for 35 points versus Utah State, including scoring 18 straight Iowa points spanning 6:08 in the first half ... Scored 21 points, including a game-tying tip-in at the buzzer to send the game to overtime at Penn State ... Denied a personal-best five shots against Longwood ... All-Big Ten Freshman Team honoree after he averaged 7.2 ppg (.506 FG%, .296 3pt%, .755 FT%), 5.1 rpg, 1.3 bpg and 18.0 mpg in 31 games (4 starts) ... Earned the team's Newcomer of the Year Award ... One of only five players nationally — and only bench player — to amass 200+ points, 35+ blocks, 25+ steals, and 15+ 3-pointers ... Scored in double figures seven times ... His 39 blocks tied for fourth most by a freshman in program history ... Totaled 13 points, seven rebounds, four blocks, three assists, and a steal in win over Grand Canyon, becoming the first Hawkeye ever to stuff the stat sheet with those numbers in an NCAA Tournament contest ... Amassed 13 points (5-6 FG's, 3-4 FT's), six rebounds, and three blocks in home win over #25 Wisconsin... Controlled a game and personal-best 12 rebounds off the bench in road win at #21 Wisconsin ... Posted game-high +30 plus/minus in win at Maryland; third highest of any Hawkeye in 2020-21 (Patrick McCaffery +39 and Fredrick +33 vs. Northern Illinois) ... Posted personal bests in points (14) and rebounds (9) in win at #14 Rutgers; sank two free clutch free throws with 16 seconds left to give Iowa a 76-75 lead.

**HIGH SCHOOL:** After graduating from Prairie High School in 2019, spent a post-graduate year at DME Sports Academy in Daytona Beach, Florida ... National Prep School Invitational Most Outstanding Player ... Averaged 20.5 points, 7.3 rebounds, 3.1 assists, 1.8 blocks, and 1.3 steals per game as a senior ... Postseason honors following his senior year at Prairie HS: Metro Player of the Year; first-team all-state by Prep Hoops IA and IBCA; unanimous first-team all-conference and first-team all-metro; Eastern Iowa All-Area Team; All-Sub State District 5 ... established a new Prairie High School record in career free throw percentage (.876) ... Two-time team captain (2018, 2019) ... High Honor Roll student all four years of high school... Three-year letter-winner in golf.

**PERSONAL:** Born August 19, 2000 ... Sport and recreation management major ... Parents are Kenyon and Michelle Murray ... Has three siblings, Kris (identical twin), Mckenna, and Demetrius Harper ... His brother, Kris, plays for the Portland Trail Blazers ... His high school coach was Jeremy Rickertson... DME Academy Coach was Wesam Al-Sous ... AAU coach was Tanner Carlson.

# #10 DOMANTAS SABONIS

POSITION: Center

HEIGHT/WEIGHT: 6-11 / 240lbs

YEARS: 7th NBA Season

BEFORE NBA/COUNTRY: Gonzaga / USA

BORN: 05/03/96 (Portland, OR)



## NBA REGULAR SEASON STATISTICS

YEAR-TEAM	G	MIN	FGM	FGA	PCT	FG3M	FG3A	PCT	FTM	FTA	PCT	OFF	DEF	TOT	AST	PF	DQ	STL	TO	BLK	PTS	RPG	APG	PPG
16-17 OKC	81	1632	192	481	.399	51	159	.321	44	67	.657	46	242	288	82	200	2	39	83	32	479	3.6	1.0	5.9
17-18 IND	74	1810	340	661	.514	13	37	.351	168	224	.750	165	407	572	151	220	2	40	137	32	861	7.7	2.0	11.6
18-19 IND	74	1838	413	700	.590	9	17	.529	208	291	.715	186	504	690	212	239	3	48	160	30	1043	9.3	2.9	14.1
19-20 IND	62	2159	458	848	.540	17	67	.254	214	296	.723	189	582	771	310	195	3	47	170	30	1147	12.4	5.0	18.5
20-21 IND	62	2232	484	904	.535	52	162	.321	240	328	.732	150	592	742	415	203	4	76	213	33	1260	12.0	6.7	20.3
21-22 IND	62	2136	443	773	.573	39	125	.312	246	332	.741	201	551	752	323	203	3	59	195	27	1171	12.1	5.2	18.9
22-23 SAC	79	2736	577	938	.615	31	83	.373	325	438	.742	251	722	973	573	279	9	65	230	39	1510	12.3	7.3	19.1
<b>TOTALS</b>	<b>494</b>	<b>14542</b>	<b>2907</b>	<b>5305</b>	<b>.548</b>	<b>212</b>	<b>650</b>	<b>.326</b>	<b>1445</b>	<b>1976</b>	<b>.731</b>	<b>1188</b>	<b>3600</b>	<b>4788</b>	<b>2066</b>	<b>1539</b>	<b>26</b>	<b>374</b>	<b>1188</b>	<b>233</b>	<b>7471</b>	<b>9.7</b>	<b>4.2</b>	<b>15.1</b>

## NBA PLAYOFFS STATISTICS

YEAR-TEAM	G	MIN	FGM	FGA	PCT	FG3M	FG3A	PCT	FTM	FTA	PCT	OFF	DEF	TOT	AST	PF	DQ	STL	TO	BLK	PTS	RPG	APG	PPG
16-17 OKC	2	6	0	3	.000	0	1	.000	4	4	1.000	0	2	2	0	4	0	1	0	1	4	1.0	0.0	2.0
17-18 OKC	7	166	36	62	.581	1	7	.143	14	18	.778	14	18	32	5	22	0	1	7	2	87	4.6	0.7	12.4
18-19 IND	4	96	12	29	.414	1	4	.250	9	14	.643	7	22	29	16	12	1	3	5	1	34	4.8	1.6	8.5
22-23 SAC	7	243	49	99	.495	1	5	.200	16	28	.571	31	46	77	33	28	1	10	26	6	115	11.0	4.7	16.4
<b>TOTALS</b>	<b>20</b>	<b>510</b>	<b>97</b>	<b>193</b>	<b>.503</b>	<b>3</b>	<b>17</b>	<b>.176</b>	<b>43</b>	<b>64</b>	<b>.672</b>	<b>52</b>	<b>88</b>	<b>140</b>	<b>54</b>	<b>66</b>	<b>2</b>	<b>15</b>	<b>38</b>	<b>10</b>	<b>240</b>	<b>7.0</b>	<b>2.7</b>	<b>12.0</b>

**TRANSACTIONS/CAREER NOTES:** Selected in the first round (11th overall) of the 2016 NBA Draft by Orlando out of Gonzaga (6/23/16) ... Had his draft rights traded by Orlando to Oklahoma City along with Ersan Ilyasova and Victor Oladipo in exchange for Serge Ibaka (6/23/16) ... Signed a deal with Oklahoma City (8/7/12/16) ... Traded by Oklahoma City to Indiana along with Victor Oladipo in exchange for Paul George (7/6/17) ... Signed a deal with Indiana (10/21/19) ... Acquired by Sacramento along with forward Justin Holiday, guard Jeremy Lamb and a 2027 second-round draft selection from the Indiana Pacers in exchange for Tyrese Haliburton, Buddy Hield and Tristan Thompson (2/8/22) ... Renegotiated his contract and signed to a multi-year extension with Sacramento (7/7/23).

**NBA HONORS/AWARDS:** Selected to participate in the 2017 BBVA Compass Rising Stars Challenge ... Named to the 2018 Mtn Dew Kickstart Rising Star game ... A three-time NBA All-Star reserve (2020, 2021, 2023)... Winner of the 2021 All-Star Skills Challenge.

**NBA CAREER:** Averaging 15.1 ppg (.548 FG%, .326 3pt%, .731 FT%), 9.7 rpg, 4.2 apg, 0.8 spg and 29.4 mpg in 494 career games (354 starts) over seven seasons with three teams: Oklahoma City (2016-17), Indiana (2017-22) and Sacramento (2021-23) ... His 32 career triple-doubles are the third-most by a center in NBA history ... Posted 14 triple-doubles with Sacramento, tied for second in franchise history ... Five-time Player of the Week winner, including three times in the West (Weeks Ending 1/15/23, 3/12/23 and 3/19/23) and two times in the East (Weeks Ending 12/27/20 and 12/12/2021).

**NBA PLAYOFFS:** Averaging 12.0 ppg (.503 FG%, 3-17 3pt, .672 FT%), 7.0 rpg, 2.7 apg and 25.5 mpg in 20 postseason games (7 starts) with three teams: Oklahoma City (2016-17), Indiana (2017-19) and Sacramento (2022-23).

**2022-23 (Sacramento):** Averaged 19.1 ppg (.615 FG%, .373 3pt%, .742 FT%) 12.3 rpg, 7.3 apg and 34.6 mpg in 79 games (79 starts) ... Joins Wilt Chamberlain (1966-67) as the only players to average 19.0 ppg, 12.0 rpg and 7.0 apg on 60.0 FG% or better in a season ... Fourth player in NBA history along with Chamberlain (1966-67, 1967-68), Nikola Jokic (2021-22) and Oscar Robertson to total 1,500 points, 900 rebounds and 500 assists in a season ... Set the single season Sac era record for total rebounds and finished 11th in franchise history ... Ended the season with the seventh-most assists in a season in franchise history ... Led the Association in rebounding and total boards while ranking fifth in total assists, 11th in assists per game and 10th in FG%... One of two players along with Jokic to rank in the Top 10 in total rebounds and assists and field goal percentage ... Ranked second in win shares rating (12.6) and offensive win shares rating (9.6) and fifth sixth in offensive rating (120.7) as he led the NBA in screen assists per game (5.5), total screen assists (436), screen assists PPG (13.3) and screen assists points (1,054) ... Scored in double figures in 76 games, including 36 games with 20+ points and three games with 30+ points ... Grabbed 10+ rebounds in 63 games, 15+ rebounds in 18 games and 20+ rebounds in five games ... 10th-most games with 10+ rebounds in a season in franchise history; led the NBA in games with 10+ rebounds and tied for the lead in 20-rebound performances ... Dished out 10 or more assists in 18 games, including 15 or more assists in two outings ... Posted a league-leading 65 double-doubles and ranked second in the NBA with 14 triple-doubles ... Set the Sac era single season record for triple-doubles and finishing tied for sixth in double-doubles and sixth in triple-doubles in franchise history



# #10 DOMANTAS SABONIS

## SABONIS' CAREER HIGHS

MIN:	46	02/17/21	IND	@	MIN
FGM:	18	01/08/22	UTA	@	IND
FGA:	25	02/03/22	IND	@	MIL
3FGM:	4 (4)	10/20/21	IND	@	CHA
3FGA:	7 (2)	10/30/21	TOR	@	IND
FTM:	12	03/14/19	OKC	@	IND
FTA:	15	03/29/21	IND	@	WAS
OREB:	10	03/13/23	MIL	@	SAC
DREB:	21	11/29/21	IND	@	MIN
REB:	25	11/29/21	IND	@	MIN
AST:	16	01/13/23	HOU	@	SAC
STL:	5	01/22/21	ORL	@	IND
TO:	9	01/25/23	TOR	@	SAC
BLK:	4 (3)	03/16/23	SAC	@	BKN
PTS:	42	01/08/22	UTA	@	IND

## SABONIS' PLAYOFFS CAREER HIGHS

MIN:	33	04/25/18	IND	@	CLE
FGM:	9 (2)	04/27/18	CLE	@	IND
FGA:	12	05/24/21	MIA	@	MIL
3FGM:	1 (2)	04/19/19	BOS	@	IND
3FGA:	3	04/19/19	BOS	@	IND
FTM:	6	04/25/18	IND	@	CLE
FTA:	8	04/25/18	IND	@	CLE
OREB:	4	04/27/18	CLE	@	IND
DREB:	7	04/14/19	IND	@	BOS
REB:	9	04/14/19	IND	@	BOS
AST:	6	04/19/19	BOS	@	IND
STL:	2	04/17/19	IND	@	BOS
TO:	2 (4)	04/32/29	BOS	@	IND
BLK:	1 (4)	04/19/19	BOS	@	IND
PTS:	22	04/25/18	IND	@	CLE

... Recorded 23 consecutive double-doubles (12/4-1/23), the longest streak in the NBA this season and setting the Sac era record; third-longest such streak in franchise history ... Had 10 points, 10 rebounds and five assists in 51 games and 20 points, 20 rebounds and five assists in four games, which both led the NBA ... Missed three games ... Inactive in one game due to a right thumb avulsion fracture (12/27) ... Inactive in one game due to non-COVID illness (1/18) ... Inactive in one game due to left ankle soreness (4/7) ... **Top Single-Game Performances:** Recorded his first triple-double on the season with 11 points, 17 rebounds and 10 assists vs. CHI (12/4/22) ... Led the team in points (22), rebounds (10) and assists (5) at PHI (12/13/22) ... Recorded 31 points, 10 rebounds and five assists in a win vs. DEN (12/28/22) in his return from a one-game absence ... Set a new career high in assists (16) to go with 19 points, 15 rebounds, 16 assists and a pair of steals and blocks in a vs. HOU (1/13/23) to become just the second player in NBA history with 15-15-15-2-2 in a game along with Larry Bird ... Tallied 18 points, 14 rebounds and 14 assists in a win vs. OKC (1/20/23) ... Set his season high in scoring with 34 points and added 11 boards, two steals and two blocks in a win vs. SAS (2/1/23) ... Totaled 23 points, 17 boards and 15 assists vs. MIL (3/13/23), joining Oscar Robertson as the only players in franchise history with 20-15-15 in a single game ... Had 24 points, 21 rebounds, five assists and four blocks in a win at BKN (3/16/23), joining Chris Webber and DeMarcus Cousins (2x) as the only players with 20-20 and four blocks in a game for the franchise ... Passed Spud Webb (1991-92: 547) for the seventh-most assists in a single season in the Sacramento era in a win at NOP (4/4/23)

**2023 NBA Playoffs:** Averaged 12.4 ppg (.581 FG%, 1-7 3pt, .778 FT%), 4.6 rpg and 23.7 mpg in seven games (0 starts) ... Scored in double figures in four games, including one game with 20+ points ... **Top Single-Game Performances:** Scored 19 points on 9-of-12 shooting vs. CLE (4/22/18) ... 8-of-12 from the floor and 6-for-8 at the free-throw line, finishing with 22 points and five rebounds at CLE (4/25/18) ... Had another 19-point outing while adding six boards vs. CLE (4/27/18).

**2021-22 (Indiana/Sacramento):** Averaged 18.9 ppg (.573 FG%, .312 3pt%, .741 FT%), 12.1 rpg, 5.2 assists, 1.0 spg and 34.5 mpg in 62 games (61 starts) ... Earned NBA Player of the Week selection on Dec. 13 ... Ranked third in the NBA in rebounds per game ... Scored in double figures in 56 games, including 20+ points in 28 games, 30+ points in eight games and 40+ points in one game ... Grabbed 10+ rebounds in 48 games, 15+ rebounds in 14 games and 20+ rebounds in three games ... Dished out 10 assists in five games ... Had 46 double-doubles, twelve with the Kings, and three triple-doubles; ranked fourth in double-doubles and seventh

in triple-doubles ... Only player with multiple triple-doubles with 20+ rebounds ... Recorded a double-double in eight consecutive contests (11/29-12/15) ... Missed 19 games ... Inactive in one game due to a sore right calf (12/23) ... Inactive in four games due to a left ankle sprain (1/20-1/26) ... Inactive in three games due to health and safety protocols (1/31-2/4) ... Inactive in one game due to trade pending (2/8) ... Not with team for one game due to league suspension (3/9) ... Inactive in one game due to personal reasons (3/12) ... Inactive in nine consecutive games due to a left knee contusion ... **Top Single-Game Performances:** Posted his first triple-double of the season with 16 points, a career-high 25 rebounds and 10 assists at MIN (11/29/21), joining Shaquille O'Neal (1993) and Hakeem Olajuwon (1989) as the only players since 1980 (the NBA's 3-point era) to record a triple-double with at least 25 rebounds ... Finished with a career-high 42 points on 18-for-22 shooting in a win over UTA (1/8/22) ... Recorded his first 30+ point game with the Kings vs. Denver (2/24/22) ... Totaled 30 points, 20 boards and five assists vs. BOS (3/18/22), joining Chris Webber as the only Kings players with a 30/20/5 game in the Sac-era.

**2020-21 (Indiana):** Averaged 20.3 ppg (.535 FG%, .321 3pt%, .732 FT%), 12.0 rpg, 6.7 apg, 1.2 spg and 36.0 mpg in 62 games (62 starts) ... Became the fifth player in NBA history average at least 20.0 points, 12.0 rebounds and 6.0 assists per game ... Ranked fourth in rebounding, 13th in assists and fifth in minutes played ... Scored 10 points or more in 59 games, including 20+ points in 33 games and 30+ points in eight games ... Collected 10+ rebounds in 48 games, 15+ rebounds in 14 games and 20+ rebounds in two games ... Had 10 or more assists in 11 games and 15 rebounds in one game ... Recorded 48 double-doubles and nine triple-doubles; ranked tied for fifth in the NBA in double-doubles and set the Pacers franchise record for triple-doubles ... He recorded a double-double in each of the first 16 games this season, and became only the sixth player since the ABA-NBA merger in 1976-77 to post at least 15 straight double-doubles to start a season ... Missed 10 games ... Inactive in three games due to a left ankle sprain (4/3-4/7) ... Inactive in six games with a sore lower back (4/19-29) ... Did not dress in one game with a bruised left quad (5/15) ... **Top Single-Game Performances:** Posted the 100th double-double of his NBA career with 19 points, 10 rebounds and five assists while scoring the go-ahead basket in the win vs. Boston (12/27/20) ... Recorded the 100th double-double as a member of the Pacers with 25 points and 11 rebounds against CLE (12/31/20) ... Had a then career-high 36 points to go with 16 rebounds and 10 assists in an overtime win at MIN (2/17/21) ... Posted his ninth triple-double of the season with 16 points, 13 rebounds and a career-high 15 assists in the win vs. Philadelphia (5/11/21).

**2019-20 (Indiana):** Averaged 18.5 ppg (.540 FG%, .254 3pt%, .723 FT%), 12.4 rpg, 5.0 apg and 34.8 mpg in 62 games (62 starts) ... Ranked fifth in the NBA in rebounds per game, setting the Pacers franchise record ... Scored 10 points or more in 60 games, including 20+ points in 23 games ... Grabbed 10+ rebounds in 50 games, 15+ rebounds in 15 games and 20+ rebounds in one game ... Posted 50 double-doubles and four triple-doubles; set the Pacers franchise record for double-doubles ... Missed 11 games ... Inactive in two games with a left calf contusion (11/3-11/5) ... Inactive in one game with a sore left knee (1/10) ... Inactive in eight games with plantar fasciitis in his left foot (8/1-8/14) ... **Top Single-Game Performances:** Posted his first NBA triple-double as he finished with 22 points, 15 rebounds and 10 assists in the road win at Denver (1/19/20) ... Recorded 27 points, 14 rebounds and a career-high 11 assists at POR (1/26/20) ... Had another triple-double with 15 points, 11 rebounds and 10 assists at TOR (2/5/20) ... Totaled 23 points, 10 rebounds and 11 assists for his fourth triple-double with against Brooklyn (2/10/20).

# #10 DOMANTAS SABONIS



**2018-19 (Indiana):** Averaged 14.1 ppg (.590 FG%, 9-17 3pt, .715 FT%), 9.3 rpg, 2.9 apg and 24.8 mpg in 74 games (5 starts) ... Ranked seventh in the NBA in field goal percentage and 16th in the Association in rebounding ... As a starter, averaged 18.4 ppg (.581 FG%, 0-1 3pt, .833 FT%), 11.6 rpg, 4.4 apg and 31.6 mpg in five games ... As a reserve, averaged 13.8 ppg (.591 FG%, .9-16 3pt, .704 FT%), 9.2 rpg, 2.8 apg and 24.4 mpg in 69 games ... Scored in double figures in 44 games, including 20+ points in five games and 30 points in one game ... Collected 10+ rebounds in 21 games and 15+ rebounds in two games ... Notched 15 double-doubles ... Missed eight games ... Inactive in two games due to a right calf contusion (11/7-11/8) ... Inactive in six games with a left ankle sprain (3/15-3/25) ... **Top Single-Game Performances:** Scored 30 points on a perfect 12-for-12 from the floor at NYK (10/31/18) ... Posted 21 points and 16 boards at PHX (11/27/18) ... Totaled 23 points and 12 rebounds at CHI (1/4/19) ... Finished with 22 points and 15 rebounds on 9-of-14 shooting at NYK (1/11/19).

**2019 NBA Playoffs:** Averaged 8.5 ppg (.414 FG%, 1-4 3pt, 9-14 FT), 7.3 rpg, 4.0 apg and 24.0 mpg in four games (0 starts) ... Scored in double figures in two games ... **Top Single-Game Performances:** Totaled 12 points, seven rebounds and six assists vs. BOS (4/19/19) ... Finished with 14 points on 6-of-9 shooting while adding eight boards vs. BOS (4/21/19).

**2017-18 (Indiana):** Averaged 11.6 ppg (.514 FG%, .351 3pt%, .750 FT%), 7.7 rpg, 2.0 and 24.5 mpg in 74 games (19 starts) ... As a starter, averaged 13.1 ppg (.540 FG%, .300 3pt%, .677 FT%), 10.4 rpg, 2.6 apg and 28.6 mpg in 19 games ... As a reserve, averaged 11.1 ppg (.504 FG%, .370 3pt%, .780 FT%), 6.8 rpg, 1.9 apg and 23.0 mpg in 55 games ... Ranked seventh in the NBA in field goal percentage and 16th in the Association in rebounding ... Scored in double figures in 59 games, including nine games with 20+ points and one game with 30 points ... Grabbed 10+ rebounds in 34 games and 15+ rebounds ... Finished with 30 double-doubles ... Missed eight games ... Inactive in one game due to a bruised right knee (10/20) ... Inactive in one game due to food poisoning (12/7) ... Inactive in five games due to a left ankle sprain (2/27-3/7) ... **Top Single-Game Performances:** Totaled 22 points and 12 rebounds as he went a perfect 9-for-9 from the field vs. SAS (10/29/19) ... Posted 12 points and 16 rebounds vs. SAC (10/31/17) ... Made 13-of-21 field goal attempts, scoring 30 points to go with eight rebounds and three steals at CHA (4/8/18).

**2018 NBA Playoffs:** Averaged 12.4 ppg (.581 FG%, 1-7 3pt, .778 FT%), 4.6 rpg and 23.7 mpg in seven games (0 starts) ... Scored in double figures in four games, including one game with 20+ points ... **Top Single-Game Performances:** Scored 19 points on 9-of-12 shooting vs. CLE (4/22/18) ... 8-of-12 from the floor and 6-for-8 at the free-throw line, finishing with 22 points and five rebounds at CLE (4/25/18) ... Had another 19-point outing while adding six boards vs. CLE (4/27/18).

**2016-17 (Oklahoma City):** Averaged 5.9 ppg (.399 FG%, .321 3pt%, .657 FT%), 3.6 rpg, 1.0 apg and 20.1 mpg in 81 games (66 starts) ... As a starter, averaged 6.3 ppg (.411 FG%, .305 3pt%, .706 FT%), 3.7 rpg, 1.0 apg and 21.3 mpg in 66 games ... As a reserve, averaged 4.4 ppg (.333 FG%, .444 3pt%, .500 FT%), 2.7 rpg and 14.9 mpg in 15 games ... Scored in double figures in 13 games, including one 20-point performance ... Pulled down 10+ rebounds in two games ... Recorded two double-doubles ... **Top Single-Game Performances:** Posted 15 points and 10 rebounds vs. MIA (11/7/16) ... Scored 20 points going 8-for-11 from the floor, including 4-of-6 from beyond the arc at BOS (12/23/16).

**2017 NBA Playoffs:** Totaled four points (0-3 FG, 0-1 3pt, 4-4 FT), two rebounds and one steal in two games (0 starts).

**COLLEGE (Gonzaga, 2014-16):** Averaged 13.5 points, 9.4 rebounds and 1.3 assists per game over two seasons at Gonzaga (2014-16) ... Shot 63.2 percent from the field, 35.7 percent from three-point range and 72.9 percent from the free throw line during his college career ... Scored a season-high 25 points along with 14 rebounds and four assists against San Francisco ... Grabbed a season-high 20 rebounds along with 12 points against Pacific. Scored 21 points along with 16 rebounds in an NCAA Tournament game against Seton Hall. Scored 19 points along with 17 rebounds and five blocks in an NCAA Tournament game against Syracuse. Dished out a season-high seven assists along with 17 points and 13 rebounds against Saint Mary's... Scored a season-high 19 points against St. Thomas Aquinas ... Grabbed a season-high 13 rebounds along with seven points against Saint Mary's. Scored 18 points along with nine rebounds in an NCAA Tournament game against Iowa.

**LITHUANIAN NATIONAL TEAM:** Competed for Lithuania at EuroBasket 2022, averaging 12.5 points, 7.3 rebounds and 2.5 assists in 29.0 minutes per game ... Played for Lithuania in the 2016 Olympics in Rio de Janeiro, Brazil, and averaged 5.5 points, 4.3 rebounds and 1.3 steals over 18.5 minutes per game ... Made his debut for the Lithuanian National Team in the EuroBasket 2015 and helped the team earn the silver medal ... Averaged 3.0 points and 2.0 rebounds per game while shooting 45.5 percent from the field ... Played for Lithuania in the 2012 FIBA U-16 European tournament, averaging 14.1 points, 14.4 rebounds and 2.4 assists ... Grabbed a tournament-high 27 rebounds against Poland in the tournament ... Averaged 14.0 points, a tournament high 11.4 rebounds and 1.4 assists in the 2013 FIBA U-18 European tournament where he had a double-double of 22 points and 22 rebounds against Serbia in a 74-70 overtime victory.

**INTERNATIONAL CAREER:** Played in 35 games for Unicaja Malaga, averaging 2.7 points and 2.2 rebounds in 2013-14 ... Was the youngest Unicaja player to debut in ACB (first-tier pro league in Spain) at 17 years, 5 months, 10 days ... As 16-year-old, made debut with Unicaja Malaga in 2012 in a game against Cibona Zagreb ... On Oct. 18, 2013, he debuted in the Euroleague against the two-time defending champions Olympiacos Piraeus ... Named as one of best young European players in 2014.

**PERSONAL:** Son of NBA Hall of Famer and former Portland Trail Blazers center Arvydas Sabonis ... Born in 1996 between games four and five of the Trail Blazers' first-round playoff matchup with the Utah Jazz.

# #18 JALEN SLAWSON

**POSITION:** Forward

**HEIGHT/WEIGHT:** 6-7 / 218lbs

**YEARS:** 1st NBA Season

**BEFORE NBA/COUNTRY:** Furman/USA

**HIGH SCHOOL:** Pinewood Preparatory  
(Summerville, SC)

**BORN:** 10/22/99 (Charleston, SC)



## COLLEGE STATISTICS

YEAR-TEAM	G	MIN	FGM	FGA	PCT	FG3M	FG3A	PCT	FTM	FTA	PCT	OFF	DEF	TOT	AST	PF	DQ	STL	TO	BLK	PTS	RPG	APG	PPG
18-19 FURMAN	26	155	8	22	.364	2	12	.167	1	4	.250	8	30	38	6	31	1	13	8	13	19	1.5	0.2	0.7
19-20 FURMAN	32	724	84	169	.497	13	49	.265	40	55	.727	45	117	162	47	85	2	35	49	26	221	5.1	1.5	6.9
20-21 FURMAN	25	637	74	130	.569	14	38	.368	56	81	.691	30	103	133	71	72	1	31	54	30	218	5.3	2.8	8.7
21-22 FURMAN	34	1048	176	364	.484	41	134	.306	97	122	.795	46	205	251	125	96	3	58	86	58	494	7.4	3.7	14.5
22-23 FURMAN	36	1104	193	347	.555	41	104	.390	134	173	.775	64	191	255	115	101	4	55	93	54	561	7.1	3.2	15.6
<b>TOTALS</b>	<b>153</b>	<b>3668</b>	<b>535</b>	<b>1033</b>	<b>.518</b>	<b>111</b>	<b>338</b>	<b>.328</b>	<b>328</b>	<b>435</b>	<b>.754</b>	<b>193</b>	<b>646</b>	<b>839</b>	<b>364</b>	<b>385</b>	<b>11</b>	<b>192</b>	<b>290</b>	<b>181</b>	<b>1509</b>	<b>5.5</b>	<b>2.4</b>	<b>9.9</b>

**TRANSACTIONS/CAREER NOTES:** Selected in the second round (54th overall) of the 2023 NBA Draft by the Sacramento Kings out of Furman (6/22/23) ... Agreed to a Two-Way contract with Sacramento (7/2/23).

**COLLEGE (Furman, 2018-23):** Averaged 9.9 ppg (.518 FG%, .328 3pt%, .754 FT%), 5.5 rpg, 2.4 apg, 1.3 spg, 1.2 bpg and 24.0 mpg in 153 career games (119 starts) over five seasons with Furman ... In his final season, averaged 15.6 ppg (.555 FG%, .390 3pt%, .775 FT%), 7.1 rpg, 3.2 apg, 1.5 spg, 1.5 bpg in 36 games (36 starts) ... Named the SoCon Player of the Year while earning All-Conference First Team honors ... Selected to the NABC All-District First Team ... Scored in double figures in 31 games, including eight games with 20 points or more ... Grabbed 10+ rebounds in 10 games ... Recorded nine double-doubles ... Notched 22 points, 12 rebounds and four blocks vs. UNC Greensboro (1/14/23) ... Totaled 26 points, 11 boards and three steals vs. Samford (1/25/23) ... Shot 7-for-10 from the field and 10-of-16 at the free-throw line, scoring 27 points to go with seven rebounds and two blocks in a win vs. Mercer (2/22/23) ... During his fourth season, averaged 14.4 ppg (.484 FG%, .306 3pt%, .795 FT%), 7.4 rpg, 3.7 apg, 1.7 spg, 1.7 bpg and 30.8 mpg in 34 games (34 starts) ... Received SoCon Defensive Player of the Year honors and was a consensus First Team All-SoCon selection ... Named to NABC All-District First Team ... Scored 10+ points in 27 games, 20+ points in six games and 30+ points in one game ... Collected 10+ rebounds in eight games ... Tallied six double-doubles ... Notched 12 points, 14 rebounds, three blocks and two steals at High Point (11/30/21) ... Scored 33 points and added 13 boards and a pair of blocks vs. College of Charleston (12/3/21) ... Recorded 24 points, eight rebounds and three blocks vs. Chattanooga (2/12/22) ... Averaged 8.7 ppg (.569 FG%, .368 3pt%, .691 FT%), 5.3 rpg, 2.8 apg, 1.2 spg, 1.2 bpg and 25.5 mpg in 25 games (17 starts) during his third season ... Scored in double figures in 10 games ... Grabbed 10+ rebounds in three games ... Notched three double-doubles ... Finished with a near triple-double, totaling 16 points, 10 rebounds, nine assists and three blocks at College of Charleston (12/5/20) ... Posted season highs of 18 points, 14 rebounds and five steals at VMI (1/20/21) ... As a sophomore, averaged 6.9 ppg (.497 FG%, .265 3pt%, .727 FT%), 5.1 rpg, 1.5 apg, 1.1 spg and 22.6 mpg in 32 games (32 starts) ... Posted nine double figure scoring efforts ... Grabbed 10 rebounds in two games ... Recorded one double-double ... Tallied his first career double-double with 13 points and 10 rebounds at VMI (1/1/20) ... Notched 15 points, seven boards, three steals and three blocks vs. Samford (1/22/20) ... Went 6-for-8 from the field and 4-of-5 at the free-throw line, scoring 17 points to go with nine rebounds at UNC Greensboro (2/26/20) ... In his freshman season, totaled 19 points (8-22 FG, 2-12 3pt, 1-4 FT), 38 rebounds, six assists, 13 steals and 13 blocks while averaging 6.0 mpg in 26 games (0 starts).

**HIGH SCHOOL:** Three-time SCISA AAA All-State selection and three-time SCISA Region 1-AAA pick ... Named 2018 Summerville Journal Scene Area Player of the Year after averaging 14.6 points, 10.5 rebound, 4.1 blocks and 3.5 assists per contest ... Led the Panthers to four straight 20-win seasons and four straight SCISA playoff appearances ... Finished his career as the third leading scorer in Pinewood history.

**PERSONAL:** Born in Summerville, South Carolina ... His father played basketball at The Citadel, while his cousin, RJ Slawson, played at South Carolina ... Was an all-state and all-region selection in football in high school ... Played AAU ball for TMP.



#7

# SASHA VEZENKOV

**POSITION:** Forward

**HEIGHT/WEIGHT:** 6-9 / 225lbs

**YEARS:** 1st NBA Season

**BEFORE NBA/COUNTRY:** Olympiacos (Greece) / Cyprus

**BORN:** 08/06/95 [Nicosia, Cyprus]



## INTERNATIONAL STATISTICS

YEAR-TEAM	G	MIN	FGM	FGA	PCT	FG3M	FG3A	PCT	FTM	FTA	PCT	OFF	DEF	TOT	AST	PF	STL	TO	BLK	PTS	RPG	APG	PPG
11-12 ARIS BC	9	24	2	6	.333	0	1	.000	0	0	---	2	0	2	2	2	1	1	0	4	0.2	0.2	0.4
12-13 ARIS BC	21	290	33	75	.440	6	23	.261	9	12	.750	20	32	52	17	33	10	6	1	81	2.5	0.8	3.9
13-14 ARIS BC	26	725	103	208	.495	42	109	.385	31	41	.756	34	117	151	54	31	22	41	4	289	5.8	2.1	11.1
14-15 ARIS BC	35	1133	219	457	.479	65	168	.387	93	120	.775	66	191	257	60	90	37	54	11	596	7.3	1.7	17.0
15-16 BARCA	66	774	89	187	.476	40	107	.374	28	34	.824	27	112	139	34	88	11	24	6	246	2.1	0.6	3.7
16-17 BARCA	67	1260	199	364	.547	75	183	.410	72	86	.837	57	149	206	63	126	38	47	16	545	3.1	0.9	8.1
17-18 BARCA	34	478	72	141	.511	25	67	.373	22	27	.815	30	72	102	25	52	13	12	12	191	3.0	0.7	5.6
18-19 OLYMP.	53	763	121	236	.513	30	92	.326	30	37	.811	42	139	181	39	22	7	20	58	302	3.4	0.7	5.7
19-20 OLYMP.	26	355	68	124	.548	28	61	.459	21	26	.808	13	40	53	13	32	7	8	5	183	2.0	0.5	7.0
20-21 OLYMP.	31	731	118	255	.463	58	135	.430	63	71	.887	39	127	166	33	44	22	17	14	357	5.4	1.1	11.5
21-22 OLYMP.	67	1849	352	643	.547	109	275	.396	156	190	.821	115	316	431	113	91	63	45	21	969	6.4	1.7	14.5
22-23 OLYMP.	70	1877	442	799	.553	120	313	.383	200	238	.840	102	343	445	134	100	67	68	18	1204	6.4	1.9	17.2
<b>TOTALS</b>	<b>505</b>	<b>10253</b>	<b>1818</b>	<b>3495</b>	<b>.520</b>	<b>598</b>	<b>1534</b>	<b>.390</b>	<b>725</b>	<b>882</b>	<b>.822</b>	<b>547</b>	<b>1638</b>	<b>218</b>	<b>587</b>	<b>747</b>	<b>313</b>	<b>343</b>	<b>115</b>	<b>4967</b>	<b>4.3</b>	<b>1.2</b>	<b>9.8</b>

**TRANSACTIONS/CAREER NOTES:** Selected in the second round (57th overall) in the 2017 NBA Draft by the Brooklyn Nets (6/22/17) ... Draft rights traded to Cleveland from Brooklyn along with Jarrett Allen and Taurean Prince in exchange for Dante Exum, a 2022 conditional first-round draft pick and a trade player exception (1/16/21) ... Draft rights traded to Sacramento from Cleveland along with cash considerations in exchange for a 2022 second-round draft pick (49th overall) (6/23/22) ... Signed a deal with Sacramento (7/13/23).

**INTERNATIONAL EXPERIENCE:** Spent five seasons playing for Olympiacos from 2018-2023, averaging 12.2 ppg (.535 FG%, 394 3pt%, .836 FT%), 5.2 rpg, 1.3 apg and 22.6 mpg in 247 games (166 starts) ... During the 2022-23 season, averaged 17.2 ppg (.553 FG%, .383 3pt%, .840 FT%), 6.4 rpg, 1.9 apg, 1.0 spg and 26.8 mpg in 70 games (69 starts) in EuroLeague and Greek Basket League play ... Named 2022-23 Euroleague MVP after averaging 17.6 ppg (.536 FG%, .378 3pt%, .879 FT%), 6.8 rpg, 1.9 apg, 0.9 spg and 29.2 mpg in 40 EuroLeague games (39 starts) ... Also earned All-EuroLeague First Team honors and received the Alphonso Ford Top Scorer Trophy ... Selected as the Greek Basket League MVP ... Helped Olympiacos reach the EuroLeague Final Four and win the Greek League Championship in 2022-23 ... Had 33 points (11-15 FG, 7-10 3pt) in a win vs. Kolossos Rodou BBC (3/5/23) ... Scored 19 points vs. AS Monaco (5/19/23) to guide Olympiacos to the EuroLeague Final Four ... Went 11-for-21 from the field, totaling 29 points and nine rebounds in the Final Four against Real Madrid (5/21/23) ... Averaged 14.5 ppg (.547 FG%, .396 3pt%, .821 FT%), 6.4 rpg, 1.7 apg, 0.9 spg and 27.6 mpg in 67 games (64 starts) for Olympiacos during the 2021-22 season ... An All-EuroLeague First Team selection after averaging 13.7 ppg (.530 FG%, .370 3pt%, .833 FT%), 6.0 rpg, 1.5 apg, 1.0 spg and 30.3 mpg in 38 games (36 starts) in EuroLeague action ... Honored as the 2021-22 Greek Basket League MVP ... Named the 2021-22 Greek Basket League Finals MVP ... Scored 25 points to clinch the Greek Basket Finals Championship against Panathinaikos (6/17/22) ... Averaged 11.5 ppg (.463 FG%, .430 3pt%, .887 FT%), 5.4 rpg, 1.1 and 23.6 mpg in 31 EuroLeague games (12 starts) with Olympiacos during the 2020-21 season ... In 2019-20, averaged 7.0 ppg (.548 FG%, .459 3pt%, .808 FT%), 2.0 rpg, 0.5 apg and 13.6 mpg in 26 games (3 starts) for Olympiacos ... In his first season with Olympiacos in 2018-19, averaged 5.7 ppg (.513 FG%, .326 3pt%, .811 FT%), 3.4 rpg, 0.7 apg and 14.4 mpg in 53 games (18 starts) ... Over three seasons with FC Barcelona Basquet (2015-18), averaged 5.9 ppg (.520 FG%, .392 3pt%, .830 FT%), 2.7 rpg, 0.7 apg and 15.0 mpg in 167 games (40 starts) ... Averaged 5.6 ppg (.511 FG%, .373 3pt%, .816 FT%), 3.0 rpg, 0.7 rpg and 14.0 mpg in 34 games (9 starts) with Barca during the 2017-18 season ... In 2016-17, averaged 8.1 ppg (.547 FG%, .410 3pt%, .837 FR%), 3.1 rpg, 0.9 apg and 18.8 mpg in 67 games (24 starts) ... Began his professional playing career with Aris BC, playing four seasons from 2011-15, averaging 10.7 ppg (.478 FG%, .375 3pt%, .769 FT%), 5.1 rpg, 1.5 apg, 0.8 spg and 23.9 mpg in 91 games (57 starts) ... Averaged 17.0 ppg (.479 FG%, .387 3pt%, .775 FT%), 7.3 rpg, 1.7 apg, 1.1 spg and 32.4 mpg in 35 games (35 starts) in 2014-15, earning MVP honors and the Young Player of the Year award ... Averaged 11.1 ppg (.495 FG%, .385 3pt%, .756 FT%), 5.8 rpg, 2.1 apg, 0.9 spg and 27.9 mpg in 26 games (22 starts) during the 2013-14 season ... Averaged 3.9 ppg (.440 FG%, .261 3pt%, .750 FT%), 2.5 rpg, 0.8 apg and 13.8 mpg in 21 games (0 starts) in 2012-13 ... Appeared in nine games during the 2011-12 season.

**BULGARIAN NATIONAL TEAM:** Averaged 27.3 ppg, 9.0 rpg and 4.0 apg in three games at the FIBA EuroBasket 2025 Pre-Qualifiers in 2023 ... Made one appearance at the FIBA Basketball World Cup 2023 European Qualifiers, totaling 29 points, 11 rebounds and two assists ... Averaged 26.8 ppg (.495 FG%, .400 3pt%, .929 FT%), 12.2 rpg, 2.2 apg and 37.1 mpg in five games for Bulgaria during EuroBasket 2022 ... Finished with the third-highest scoring average trailing only Giannis Antetokounmpo and Lauri Markkanen ... Averaged 16.4 ppg (.387 FG%, .341 3pt, .778 FT%), 8.7 rpg, 1.9 apg and 35.1 mpg in seven games at the 2017 European World Cup Qualifier ... At the 2017 European World Cup-Qualifier,



## #7 SASHA VEZENKOV

averaged 16.8 ppg (.500 FG%, .381 3pt%, .789 FT%), 10.8 rpg, 2.8 apg, 1.8 spg and 31.5 mpg in four games ... Appeared in five games at the 2016 EuroBasket qualifiers, averaging 13.6 ppg (.440 FG%, .357 3pt%, .933 FT%), 3.4 rpg, 2.6 apg, 1.4 spg and 29.0 mpg ... At the 2014 EuroBasket Qualifiers, averaged 17.3 ppg (.506 FG, .371 3pt%, .722 FT%), 6.3 rpg, 1.5 apg, 1.2 spg and 34.0 mpg in six games ... Also competed in multiple events for the Bulgarian Junior National Team ... Averaged 19.3 ppg (.454 FG%, .264 3pt%, .762 FT%), 11.2 rpg, 2.6 apg, 1.1 spg and 35.9 mpg in nine games at the 2014 U20 Euro Championship ... At 2013 U18 Euro Championship, averaged 22.4 ppg (.500 FG%, .423 3pt%, .778 FT%), 10.2 rpg, 2.9 apg, 1.3 spg and 37.0 mpg in nine games ... In 2012, averaged 16.7 ppg (.440 FG%, .391 3pt%, .968 FT%), 5.7 rpg, 1.9 apg, 1.9 spg and 32.9 mpg in nine games at the U18 Euro Championship ... At the U16 Euro Championship, averaged 27.1 ppg (.536 FG%, .429 3pt%, .773 FT%), 9.9 rpg, 3.6 apg, 1.8 spg, 1.8 bpg and 37..7 mpg in nine games in 2011 ... Appeared in eight games at the U16 Euro Championship in 2010, averaging 6.8 ppg and 3.8 rpg.

**PERSONAL:** Born in Nicosia Cyprus on Aug. 6, 1995 ... He is Bulgarian, Greek and Cypriot ... Speaks multiple languages.



## 2023-24 SACRAMENTO KINGS ROSTER

NO.	PLAYER	POSITION	HEIGHT	WEIGHT	BIRTHDATE	PRIOR TO NBA/COUNTRY	EXP
40	Harrison Barnes	F	6-8	225	05/30/92	North Carolina/USA	11
3	Chris Duarte	G	6-6	190	06/13/97	Oregon/Dominican Republic	2
17	Kessler Edwards	F	6-8	215	08/09/00	Pepperdine/USA	2
23	Keon Ellis <sup>2-W</sup>	G	6-5	175	01/08/00	Alabama/USA	1
31	Jordan Ford <sup>2-W</sup>	G	6-1	175	05/26/98	Saint Mary's College/USA	R
5	De'Aaron Fox	G	6-3	185	12/20/97	Kentucky/USA	6
9	Kevin Huerter	G/F	6-7	202	08/27/98	Maryland/USA	5
20	Colby Jones	G/F	6-6	205	05/28/02	Xavier/USA	R
25	Alex Len	C	7-0	250	06/16/93	Maryland/Ukraine	10
41	Trey Lyles	F	6-9	234	11/05/95	Kentucky/Canada	8
00	JaVale McGee	C	7-0	270	01/19/88	Nevada/USA	15
15	Davion Mitchell	G	6-2	205	09/05/98	Baylor/USA	2
0	Malik Monk	G	6-3	200	02/04/98	Kentucky/USA	6
13	Keegan Murray	F	6-8	215	08/19/00	Iowa/USA	1
35	Jaylen Nowell	G	6-5	208	07/09/99	Washington/USA	4
10	Domantas Sabonis	C	6-11	240	05/03/96	Gonzaga/USA	6
18	Jalen Slawson <sup>2-W</sup>	F	6-7	218	10/22/99	Furman/USA	R
7	Sasha Vezenkov	F	6-9	225	08/06/95	Olympiacos/Cyprus	R

\*2-W Indicates Two-Way Contract

**HEAD COACH:** Mike Brown (College – San Diego)

**ASSOCIATE HEAD COACH:** Jordi Fernandez (College – INEFC)

**ASSISTANT COACHES:** Jay Triano (College – Simon Fraser)  
Doug Christie (College – Pepperdine)  
Luke Loucks (College – Florida State)  
Leandro Barbosa (Brazil)

**ASSISTANT COACH/DIRECTOR OF PLAYER DEVELOPMENT:** Dutch Gaitley (College – Temple)

**ASSISTANT COACH/PLAYER DEVELOPMENT COACHES:** Deividas Dulkys (College – Florida State), Jawad Williams (College – North Carolina)

**PLAYER DEVELOPMENT COACH:** Jimmy Alapag (College – Cal State San Bernardino)

**SR. DIRECTOR OF COACHING ANALYTICS AND STRATEGY:** Robbie Lemons (College – Stanford)

**HEAD VIDEO COORDINATOR/ASSISTANT TO HEAD COACH:** Charles Allen (College – Houston)

**SR. DIRECTOR, ATHLETE HEALTH:** Jas Randhawa (College – Vancouver Island University (BC))

**HEAD ATHLETIC TRAINER:** Joel Noland (College – Weber State University)

**PRONUNCIATION GUIDE:** Chris Duarte (DWAR-tay); Kevin Huerter (HER-der); Domantas Sabonis (doh-MON-tas suh-BOE-niss); Sasha Vezenkov (veh-ZEN-KOV); Deividas Dulkys (David-Us Dull-Kiss)

NO.	PLAYER	NO.	PLAYER	NO.	PLAYER
00	JaVale McGee	10	Domantas Sabonis	23	Keon Ellis
0	Malik Monk	13	Keegan Murray	25	Alex Len
3	Chris Duarte	15	Davion Mitchell	31	Jordan Ford
5	De'Aaron Fox	17	Kessler Edwards	40	Harrison Barnes
7	Sasha Vezenkov	18	Jalen Slawson	41	Trey Lyles
9	Kevin Huerter	20	Colby Jones		

SACRAMENTO

*Kings*

BASKETBALL

# SEASON REVIEW





# 2022-23 KINGS FINAL STATISTICS

PLAYER	G	GS	MIN	FIELD GOALS			3-POINT FG			FREE THROWS			REBOUNDS			MISCELLANEOUS					SCORING		
				FG	FGA	PCT	FG	FGA	PCT	FT	FTA	PCT	OFF	DEF	TOT	AST	PF	DQ	STL	TO	BLK	PTS	AVG
Fox	73	73	2435	682	1331	.512	119	367	.324	343	440	.780	40	266	306	447	172	0	83	181	23	1826	25.0
Sabonis	79	79	2736	577	938	.615	31	83	.373	325	438	.742	251	722	973	573	279	9	65	230	39	1510	19.1
Huerter	75	75	2203	420	866	.485	205	510	.402	95	131	.725	42	209	251	221	181	0	80	97	24	1140	15.2
Barnes	82	82	2662	374	791	.473	132	353	.374	350	413	.847	87	279	366	128	103	0	57	86	10	1230	15.0
Monk	77	0	1720	357	796	.448	143	398	.359	184	207	.889	32	171	203	298	125	0	49	146	20	1041	13.5
Murray	80	78	2382	354	782	.453	206	501	.411	62	81	.765	89	282	371	98	162	0	61	60	42	976	12.2
Lyles	74	0	1247	187	408	.458	87	240	.363	101	124	.815	68	232	300	66	97	0	27	64	31	562	7.6
Davis	64	5	841	154	364	.423	89	243	.366	34	43	.791	20	119	139	67	104	1	43	53	12	431	6.7
Mitchell	80	9	1447	181	399	.454	63	197	.320	25	31	.806	16	89	105	185	112	0	44	62	15	450	5.6
Metu	66	0	689	129	219	.589	9	38	.237	54	73	.740	47	151	198	40	81	0	22	32	21	321	4.9
Holmes	42	1	348	55	89	.618	5	8	.625	15	19	.789	29	51	80	9	50	0	3	14	11	130	3.1
Edwards (TOT)	36	4	386	36	93	.387	17	55	.309	11	15	.733	23	38	61	23	40	0	14	13	6	100	2.8
Edwards (SAC)	22	3	306	30	69	.435	15	43	.349	10	13	.769	17	30	47	21	37	0	11	9	5	85	3.9
Queta	5	0	29	6	9	.667	0	0	---	0	2	.000	5	6	11	1	7	0	0	1	2	12	2.4
Len	26	2	161	16	30	.533	0	2	.000	11	16	.688	24	36	60	12	28	0	4	16	11	43	1.7
Ellis	16	0	71	7	16	.438	6	12	.500	4	7	.571	4	4	8	6	10	0	5	1	1	24	1.5
Dellavedova	32	0	213	17	50	.340	9	27	.333	4	7	.571	1	12	13	41	20	0	7	10	0	47	1.5
Dozier	16	0	79	10	33	.303	2	16	.125	0	0	---	1	13	14	10	7	0	6	5	1	22	1.4
Okpala	35	3	248	16	38	.421	7	21	.333	7	8	.875	7	27	34	13	39	0	7	7	7	46	1.3
Moneke	2	0	8	1	2	.500	0	0	---	0	2	.000	2	0	2	1	2	0	0	2	0	2	1.0
Burton	2	0	6	0	2	.000	0	1	.000	0	0	---	0	0	0	0	0	0	0	0	0	0	0.0
<b>KINGS</b>	<b>82</b>	<b>-</b>	<b>19830</b>	<b>3573</b>	<b>7232</b>	<b>.494</b>	<b>1128</b>	<b>3060</b>	<b>.369</b>	<b>1624</b>	<b>2055</b>	<b>.790</b>	<b>782</b>	<b>2699</b>	<b>3481</b>	<b>2237</b>	<b>1616</b>	<b>10</b>	<b>574</b>	<b>1106</b>	<b>275</b>	<b>9898</b>	<b>120.7</b>
<b>OPPONENTS</b>	<b>82</b>	<b>-</b>	<b>19830</b>	<b>3589</b>	<b>7288</b>	<b>.492</b>	<b>1022</b>	<b>2740</b>	<b>.373</b>	<b>1481</b>	<b>1882</b>	<b>.787</b>	<b>795</b>	<b>2665</b>	<b>3460</b>	<b>2187</b>	<b>1711</b>	<b>13</b>	<b>598</b>	<b>1164</b>	<b>341</b>	<b>9681</b>	<b>118.1</b>

PLAYER	SINGLE-GAME HIGHS							AVERAGE PER GAME							CAREER HIGHS (C=Set, T=Tied This Sea.)						
	MIN	REB	AST	ST	TO	BLK	PTS	MIN	REB	AST	STL	TO	BLK	PTS	FG	FGA	FT	FTA	REB	AST	PTS
Fox	45	13	13	5	8	3	42	33.4	4.2	6.1	1.14	2.5	0.32	25.0	18	33	14	15	13C	15	44
Sabonis	41	23	16	3	9	4	34	34.6	12.3	7.3	0.82	2.9	0.49	19.1	18	25	12	15	25	16C	42
Huerter	40	9	9	4	4	3	30	29.4	3.3	2.9	1.07	1.3	0.32	15.2	12C	22	6T	7T	15	10	30C
Barnes	41	9	6	4	5	1	30	32.5	4.5	1.6	0.70	1.0	0.12	15.0	13	28	13	14	15	8	36
Monk	41	9	8	3	5	2	45	22.3	2.6	3.9	0.64	1.9	0.26	13.5	15C	25	9T	10C	10	8T	45C
Murray	43	14	6	3	5	3	30	29.8	4.6	1.2	0.76	0.8	0.53	12.2	11C	17C	4C	5C	14C	6C	30C
Lyles	30	11	5	2	3	3	24	16.9	4.1	0.9	0.36	0.9	0.42	7.6	10	18	11	13	18	5T	28
Davis	32	9	4	3	4	2	31	13.1	2.2	1.0	0.67	0.8	0.19	6.7	12T	23	6	7	11	7	35
Mitchell	33	4	9	4	5	2	23	18.1	1.3	2.3	0.55	0.8	0.19	5.6	11	23	6	8	7	17	28
Metu	21	9	3	3	4	3	15	10.4	3.0	0.6	0.33	0.5	0.32	4.9	8	16	6	9C	13	4	22
Holmes	31	11	3	1	3	2	16	8.3	1.9	0.2	0.07	0.3	0.26	3.1	12	19	10	12	20	6	28
Edwards (TOT)	35	9	3	2	3	1	12	10.7	1.7	0.6	0.39	0.4	0.17	2.8	7	13	3	3	10	3T	17
Edwards (SAC)	26	7	3	2	2	1	12	13.9	2.1	1.0	0.50	0.4	0.23	3.9							
Queta	11	4	1	0	1	1	10	5.7	2.2	0.2	0.00	0.2	0.40	2.4	5C	7	4	6	6	2	11
Len	16	9	2	2	3	2	6	6.2	2.3	0.5	0.15	0.6	0.42	1.7	13	23	11	14	19	7	33
Ellis	16	4	2	2	1	1	10	4.4	0.5	0.4	0.31	0.1	0.06	1.5	3C	5C	2C	3C	4C	2C	10C
Dellavedova	20	2	6	3	2	0	7	6.6	0.4	1.3	0.22	0.3	0.00	1.5	7	18	6	8	10	14	21
Dozier	24	4	6	3	2	1	7	5.0	0.9	0.6	0.38	0.3	0.06	1.4	10	17	6	7	11	8	23
Okpala	21	4	2	2	2	3	7	7.1	1.0	0.4	0.20	0.2	0.20	1.3	7	10	5	6	9	2T	17
Moneke	6	2	1	0	2	0	2	4.0	1.0	0.5	0.00	1.0	0.00	1.0	1C	1C	0C	2C	2C	1C	2C
Burton	4	0	0	0	0	0	0	3.2	0.0	0.0	0.00	0.0	0.00	0.0	7	12	2	4	6	5	18
<b>KINGS</b>	<b>290</b>	<b>59</b>	<b>39</b>	<b>18</b>	<b>25</b>	<b>8</b>	<b>176</b>	<b>241.8</b>	<b>42.5</b>	<b>27.3</b>	<b>7.00</b>	<b>13.5</b>	<b>3.35</b>	<b>120.7</b>	<b>67</b>	<b>134</b>	<b>47</b>	<b>59</b>	<b>108</b>	<b>49</b>	<b>176C</b>
<b>OPPONENTS</b>	<b>290</b>	<b>58</b>	<b>39</b>	<b>14</b>	<b>25</b>	<b>10</b>	<b>175</b>	<b>241.8</b>	<b>42.2</b>	<b>26.7</b>	<b>7.29</b>	<b>14.2</b>	<b>4.16</b>	<b>118.1</b>	<b>67</b>	<b>144</b>	<b>51</b>	<b>66</b>	<b>109</b>	<b>47</b>	<b>175C</b>

### KINGS OFFENSIVE LEADERS (includes ties)

PLAYER	POINTS				REBOUNDS		ASSISTS	DOUBLE-DOUBLE	TRIPLE-DOUBLE	INDIV. GAME LEADERS		
	10+	20+	30+	40+	10+	20+	10+			PTS	REBS	ASTS
BARNES	67	20	1							9	3	1
DAVIS	18	4	1							1	1	
DELLAVEDOVA												
DOZIER	6											
EDWARDS	3											
ELLIS	1											
FOX	72	50	24	1	1		10			35	1	26
HOLMES	4				1						1	
HUERTER	59	18	1							11	1	5
LEN												
LYLES	28	2				2				2	2	
METU	8									1	2	
MITCHELL	10	1										3
MONK	50	12	3	1						7	4	
MURRAY	54	12	1			6				3	3	1
OKPALA												
QUETA	1											
SABONIS	76	37	3			62	5	17		14	15	46



# 2022-23 GAME-BY-GAME RESULTS

							KINGS		OPPONENT	
G	DATE	SCORE	+/-	OPPONENT	W/L	REC	HI. SCORER/REBOUNDER/ASSIST	HI. SCORER/REBOUNDER/ASSIST	ATT	
1	Oct 19	108-115	-7	PORTLAND	L	0-1	Fox-33/Barnes-8/Fox-7	Grant-23/Grant,Winslow-8/Lillard-8	17,611	
2	Oct 22	109-111	-2	L.A. CLIPPERS	L	0-2	Fox-36/Sabonis-10/Sabonis-7	George-40/Zubac-8/George-6	16,296	
3	Oct 23	125-130	-5	@Golden State	L	0-3	Fox-26/Sabonis-14/Fox-10	Curry-33/Looney-8/Looney-6	18,064	
4	Oct 27	110-125	-15	MEMPHIS	L	0-4	Fox-27/Sabonis-11/Sabonis-9	Bane-31/Adams-11/Morant-6	15,511	
5	Oct 29	119-113	+6	MIAMI	W	1-4	Huerter-27/Fox-13/Huerter-7	Herro-34/Butler-7/Butler-6	14,618	
6	Oct 31	115-108	+7	@Charlotte	W	2-4	Huerter-26/Sabonis-16/Sabonis-7	Washington-28/Plumlee-10/Smith Jr.-8	12,020	
7	Nov 7	107-110	-3	@Miami	L	2-5	Huerter,Sabonis-22/Sabonis-12/Sabonis-8	Herro-26/Herro-12/Lowry-7	19,600	
8	Nov 5	126-123 <sup>OT</sup>	+3	@Orlando	W	3-5	Fox-37/Sabonis-11/Sabonis-6	Banchero-33/Banchero-16/Suggs-7	18,846	
9	Nov 7	113-116	-3	@Golden State	L	3-6	Fox-28/Sabonis-14/Fox,Sabonis-6	Curry-47/Looney-13/Curry-8	18,064	
10	Nov 9	127-120	+7	CLEVELAND	W	4-6	Sabonis-21/Barnes-9/Fox-8	Mitchell-38/LeVert-10/Garland-8	13,816	
11	Nov 11	120-114	+6	@L.A. Lakers	W	5-6	Fox-32/Sabonis-10/Fox-12	Davis-24/Davis-14/Westbrook-11	17,849	
12	Nov 13	122-115	+7	GOLDEN STATE	W	6-6	Sabonis-26/Sabonis-22/Fox,Sabonis-8	Curry-27/Looney-10/Green-11	16,410	
13	Nov 15	153-121	+32	BROOKLYN	W	7-6	Davis-31/Davis-9/Fox-9	Durant-27/Simmons-5/Durant-6	17,611	
14	Nov 17	130-112	+18	SAN ANTONIO	W	8-6	Fox-28/Barnes,Sabonis-8/Fox-8	Vassell-29/Poeltl-7/Sochan-5	16,522	
15	Nov 20	137-129	+8	DETROIT	W	9-6	Fox-33/Sabonis-13/Fox,Sabonis-7	Ivey-24/Duren-8/Hayes-6	17,866	
16	Nov 22	113-109	+4	@Memphis	W	10-6	Fox-32/Sabonis-23/Sabonis-8	Morant-34/Adams-11/Jones,Morant-6	16,826	
17	Nov 23	106-115	-9	@Atlanta	L	10-7	Monk-27/Sabonis-13/Sabonis-7	Young-35/Capela-14/Young-7	18,173	
18	Nov 25	104-122	-18	@Boston	L	10-8	Fox-20/Murray,Sabonis-10/Sabonis-6	Tatum-30/Tatum-8/Horford,Smart-5	19,156	
19	Nov 28	117-122	-5	PHOENIX	L	10-9	Monk-30/Sabonis-9/Sabonis-10	Booker-44/Ayton-12/Bridges,Payne-7	16,407	
20	Nov 30	137-114	+23	INDIANA	W	11-9	Barnes-22/Sabonis-10/Sabonis-7	Mathurin,Smith-22/Jackson,Smith,Turner-6/17,611	Haliburton,McConnell-10	
21	Dec 3	123-96	+27	@L.A. Clippers	W	12-9	Sabonis-24/Metu-8/Sabonis-6	Boston-18/Zubac-15/Covington-4	16,587	
22	Dec 4	110-101	+9	CHICAGO	W	13-9	Monk-20/Sabonis-17/Sabonis-10	LaVine-41/LaVine-8/Caruso,DeRozan-4	17,611	
23	Dec 7	113-126	-13	@Milwaukee	L	13-10	Sabonis-23/Sabonis-12/Sabonis-7	G.Antetokounmpo-35/Lopez-9/G.Antetokounmpo-7	17,341	
24	Dec 9	106-95	+11	@Cleveland	W	14-10	Barnes-20/Sabonis-18/Mitchell,Sabonis-6	LeVert-22/Allen,Stevens-8/Garland,LeVert-6	19,432	
25	Dec 11	99-112	-13	@New York	L	14-11	Sabonis-20/Sabonis-12/Huerter-6	Barrett,Randle-27/Barrett,Hartenstein,Robinson-9	19,812	
26	Dec 13	103-123	-20	@Philadelphia	L	14-12	Sabonis-22/Sabonis-10/Sabonis-5	Embiid-31/Embiid,Harden,Harris-7/Harden-15	19,768	
27	Dec 14	124-123	+1	@Toronto	W	15-12	Fox-27/Sabonis-20/Fox-10	VanVleet-39/VanVleet-8/Barnes-10	19,800	
28	Dec 16	122-113	+9	@Detroit	W	16-12	Fox-24/Sabonis-13/Fox-9	Bogdanovic-22/Duren-14/Joseph,Ivey-5	17,892	
29	Dec 19	119-125	-6	CHARLOTTE	L	16-13	Fox-37/Sabonis-23/Sabonis-7	Oubre-31/Richards-11/Ball-12	17,803	
30	Dec 21	134-120	+14	L.A. LAKERS	W	17-13	Huerter-26/Sabonis-21/Sabonis-12	James-31/Bryant-10/James-11	17,611	
31	Dec 23	111-125	-14	WASHINGTON	L	17-14	Fox-26/Sabonis-15/Sabonis-10	Kuzma-32/Porzingis-13/Wright-8	17,894	
32	Dec 27	106-113	-7	DENVER	L	17-15	Fox-26/Lyles-10/Mitchell-9	Porter-30/Jokic-9/Jokic-11	17,937	
33	Dec 28	127-126	+1	DENVER	W	18-15	Monk-33/Sabonis-10/Fox-13	Jokic-40/Jokic,Jordan,Porter-7/Hyland-11	17,985	
34	Dec 30	126-125	+1	UTAH	W	19-15	Huerter-30/Sabonis-11/Fox-10	Markkanen-36/Kessler,Vanderbilt-8/Clarkson-9	17,946	
35	Jan 1	108-118	-10	@Memphis	L	19-16	Fox-19/Sabonis-14/Fox-6	Morant-35/Adams-23/Jones-8	17,794	
36	Jan 3	117-115	+2	@Utah	W	20-16	Fox-37/Sabonis-14/Sabonis-8	Markkanen-28/Vanderbilt-9/Conley-7	18,206	
37	Jan 4	117-120	-3	ATLANTA	L	20-17	Fox-25/Sabonis-14/Sabonis-8	Collins,Hunter-22/Collins-12/Young-6	17,611	
38	Jan 7	134-136	-2	L.A. LAKERS	L	20-18	Fox-34/Sabonis-12/Fox-9	James-37/Bryant-14/Westbrook-15	17,611	
39	Jan 9	136-111	+25	ORLANDO	W	21-18	Barnes-30/Sabonis-10/Fox-9	Banchero-17/Banchero-8/Fultz-5	16,499	
40	Jan 11	135-115	+20	HOUSTON	W	22-18	Sabonis-25/Sabonis-14/Fox,Sabonis-9	J.Green-26/Sengun-10/Sengun-10	16,057	
41	Jan 13	139-114	+25	HOUSTON	W	23-18	Barnes-27/Sabonis-15/Sabonis-16	J.Green,Smith-27/Smith-8/Sengun-7	17,894	
42	Jan 15	132-119	+13	@San Antonio	W	24-18	Barnes-29/Sabonis-18/Sabonis-8	Poeltl-23/Sochan-8/Jones-8	12,339	
43	Jan 18	116-111	+5	@L.A. Lakers	W	25-18	Fox-31/Holmes-11/Huerter-8	James-32/James-8/James-9	18,142	
44	Jan 20	118-113	+5	OKLAHOMA CITY	W	26-18	Murray-29/Murray,Sabonis-14/Sabonis-14	Gilgeous-Alexander-37/Giddey-10/Gilgeous-Alexander-7	17,932	
45	Jan 21	127-129	-2	PHILADELPHIA	L	26-19	Fox-31/Sabonis-9/Sabonis-10	Maxe-32/Harrell,Melton,Reed-7/Milton-7	17,861	
46	Jan 23	133-100	+33	MEMPHIS	W	27-19	Lyles-24/Sabonis-10/Sabonis-11	Bane-21/Jones,Tillman-6/Jones-8	17,821	
47	Jan 25	95-113	-18	TORONTO	L	27-20	Huerter-21/Sabonis-8/Fox-8	Siakam-26/Siakam-11/Barnes-10	17,767	
48	Jan 28	110-117	-7	@Minnesota	L	27-21	Fox-29/Sabonis-10/Fox-6	Edwards-34/Gobert-14/Edwards,Russell-6	17,136	
49	Jan 30	118-111 <sup>OT</sup>	+7	@Minnesota	W	28-21	Fox-32/Murray,Sabonis-13/Monk-5	Edwards-33/Gobert-14/Russell-7	15,342	
50	Feb 1	119-109	+10	@San Antonio	W	29-21	Sabonis-34/Sabonis-11/Fox-10	Branham-22/Poeltl-12/Branham,Johnson-5	13,207	
51	Feb 3	104-107	-3	@Indiana	L	29-22	Barnes-23/Sabonis-16/Sabonis-6	Hield-21/Turner-13/Haliburton-9	17,274	
52	Feb 5	104-136	-32	@New Orleans	L	29-23	Monk-16/Sabonis-11/Dellavedova-6	Murphy-30/Hernangomez-16/Four Players-4	17,779	
53	Feb 6	140-120	+20	@Houston	W	30-23	Murray-30/Sabonis-7/Sabonis-10	J.Green-27/Martin-8/Gordon-8	15,405	
54	Feb 8	130-128	+2	@Houston	W	31-23	Fox-31/Sabonis-9/Fox-11	J.Green-41/Fernando-10/Sengun-11	15,881	
55	Feb 10	114-122	-8	DALLAS	L	31-24	Fox-33/Sabonis-11/Sabonis-7	Irving-25/McGee-9/Irving-10	18,111	
56	Feb 11	133-128 <sup>OT</sup>	+5	DALLAS	W	32-24	Fox-36/Sabonis-14/Fox,Huerter-5	Irving-28/Doncic-9/Irving-7	18,111	
57	Feb 14	109-120	-11	@Phoenix	L	32-25	Fox-35/Sabonis-15/Sabonis-7	Booker-32/Ayton-11/Paul-19	17,071	
58	Feb 23	133-116	+17	PORTLAND	W	33-25	Fox-31/Sabonis-17/Sabonis-10	Little-26/Eubanks-7/Ardiciacono-6	18,041	
59	Feb 24	176-175 <sup>2OT</sup>	+1	@L.A. Clippers	W	34-25	Monk-45/Sabonis-10/Fox-12	Leonard-44/George,Plumlee-10/Westbrook-14	19,068	
60	Feb 26	124-115	+9	@Oklahoma City	W	35-25	Fox-33/Sabonis-15/Fox,Sabonis-8	Joe-24/Giddey,Waters-7/Giddey-5	15,147	
61	Feb 28	123-117	+6	@Oklahoma City	W	36-25	Barnes-29/Sabonis-13/Huerter,Sabonis-9	Jal. Williams-27/Saric-8/Jalen. Williams-8	13,353	
62	Mar 3	128-127	+1	L.A. CLIPPERS	W	37-25	Fox-33/Sabonis-10/Monk-8	George-28/Plumlee-8/Westbrook-10	18,111	
63	Mar 4	134-138	-4	MINNESOTA	L	37-26	Huerter-29/Sabonis-14/Fox-7	Edwards-27/Gobert-14/Anderson-9	18,111	
64	Mar 6	123-108	+15	NEW ORLEANS	W	38-26	Huerter-25/Sabonis-11/Sabonis-11	Ingram-24/Malancuanas-12/Jones-8	17,708	
65	Mar 9	122-117	+5	NEW YORK	W	39-26	Sabonis-24/Sabonis-13/Sabonis-10	Barrett-25/Hart-7	18,068	
66	Mar 11	128-119	+9	@Phoenix	W	40-26	Barnes-19/Sabonis-8/Fox-6	Booker-28/Ayton-12/Paul-16	17,071	
67	Mar 13	124-133	-9	MILWAUKEE	L	40-27	Fox-35/Sabonis-17/Sabonis-15	G.Antetokounmpo-46/G.Antetokounmpo-12/Middleton-9	18,111	
68	Mar 15	117-114	+3	@Chicago	W	41-27	Fox-32/Sabonis-17/Sabonis-10	DeRozan-33/Vucevic-14/LaVine-6	21,886	
69	Mar 16	101-96	+5	@Brooklyn	W	42-27	Sabonis-24/Sabonis-21/Monk-6	Bridges-23/Claxton-14/Dinwiddie-7	18,172	
70	Mar 18	132-118	+14	@Washington	W	43-27	Sabonis-30/Sabonis-9/Sabonis-10	Kuzma-33/Avdija-11/Avdija-6	18,529	
71	Mar 20	120-128	-8	@Utah	L	43-28	Fox-37/Sabonis-12/Sabonis-9	Agbaji-27/Olynk-10/Dunn-10	18,206	
72	Mar 21	109-132	-23	BOSTON	L	43-29	Fox-18/Sabonis-13/Sabonis-12	Tatum-36/Tatum-8/White-12	18,111	
73	Mar 24	135-127	+8	PHOENIX	W	44-29	Huerter-29/Huerter,Sabonis-9/Sabonis-9	Booker-32/Booker-8	18,151	
74	Mar 25	121-113	+8	UTAH	W	45-29	Huerter-27/Sabonis-15/Sabonis-7	Kessler-31/Kessler-11/Olynk-10	18,151	
75	Mar 27	115-119	-4	MINNESOTA	L	45-30	Fox-29/Lyles-11/Fox-6	McDaniels-20/Gobert-16/Anderson-11	18,151	
76	Mar 29	120-80	+40	@Portland	W	46-30	Monk-19/Sabonis-12/Fox,Monk-6	Sharpe-30/Knox-12/Sharpe-7	18,550	
77	Mar 31	138-114	+24	@Portland	W	47-30	Fox,Monk,Murray,Sabonis-20/Sabonis-12/Fox-11	Sharpe-27/Eubanks-10/Mays-6	18,389	
78	Apr 2	134-142 <sup>OT</sup>	-8	SAN ANTONIO	L	47-31	Fox-28/Sabonis-8/Sabonis-6	McDermott-30/Barlow,Jones-10/Jones-11	18,183	
79	Apr 4	121-103	+18	@New Orleans	W	48-31	Fox-23/Sabonis-12/Sabonis-11	Ingram-22/Malancuanas-8/Ingram-6	15,799	
80	Apr 5	119-123	-4	@Dallas	L	48-32	Fox-28/Sabonis-11/Sabonis-11	Irving-31/Doncic-10/Irving-8	20,271	
81	Apr 7	97-119	-22	GOLDEN STATE	L	48-33	Lyles,Metu-15/Metu-9/Mitchell-5	Thompson-29/Looney-16/DiVincenzo-9	18,253	
82	Apr 9	95-109	-14	@Denver	L	48-34	Barnes-17/Sabonis-9/Dozier-6	Brown-21/Bryant,Jordan,White-8/Smith-9	19,652	





# 2022-23 KINGS SEASON BESTS

## Through games of April 9 SACRAMENTO KINGS 2022-2023 HIGH GAMES

PLAYER	MINUTES	FIELD GOALS	FREE THROWS	OFFENSIVE REBOUNDS	DEFENSIVE REBOUNDS	TOTAL REBOUNDS	ASSISTS	STEALS	TURNOVERS	BLOCKED SHOTS	POINTS
HARRISON BARNES	41 (2) Feb. 24 at LA-C	11 Jan. 9 vs OrL.	10 (2) Jan. 28 at Minn.	4 (2) April 5 at Dall.	8 (2) Feb. 28 at OKC.	9 (4) Feb. 28 at OKC.	6 Oct. 29 vs Miami	4T Jan. 30 at Minn.	5 Nov. 22 at Mem.	1 (10) March 6 vs N.O.	30 Jan. 9 vs OrL.
DEONTE BURTON	4 Feb. 5 at N.O.	0	0	0	0	0	0	0	0	0	0
TERENCE DAVIS	32 (2) April 7 vs G.S.	12T Nov. 15 vs Brk.	5 Jan. 13 vs Hou.	2 (3) Feb. 11 vs Dall.	9 Nov. 15 vs Brk.	9 Nov. 15 vs Brk.	4 Nov. 15 vs Brk.	3 (3) Jan. 13 vs Hou.	4 (2) April 7 vs G.S.	2T Dec. 21 vs LA-L	31 Nov. 15 vs Brk.
MATTHEW DELLAVEDOVA	20 Nov. 2 at Miami	2 (3) March 25 vs Utah	2 Feb. 5 at N.O.	1 Nov. 2 at Miami	2 (2) March 25 vs Utah	2 (3) March 25 vs Utah	6 Feb. 5 at N.O.	3 Dec. 9 at Clev.	2 (3) Feb. 28 at OKC.	0	7 Feb. 5 at N.O.
P.J. DOZIER	24 April 9 at Den.	3 April 7 vs G.S.	0	1 April 9 at Den.	3 April 9 at Den.	4 April 9 at Den.	6 April 9 at Den.	3T April 9 at Den.	2 April 9 at Den.	1 March 21 vs Bos.	7 April 7 vs G.S.
KESSLER EDWARDS Brk.-Sac.	35 Dec. 10 at Ind.	4 (3) March 31 at Port.	2 (3) March 25 vs Utah	4T Dec. 10 at Ind.	6T March 11 at Phoe.	9 Dec. 10 at Ind.	3T March 25 vs Utah	2 (3) April 7 vs G.S.	3 Dec. 10 at Ind.	1 (6) March 31 at Port.	12 March 11 at Phoe.
KESSLER EDWARDS Sac.	26 March 11 at Phoe.	4 (3) March 31 at Port.	2 (3) March 25 vs Utah	3 March 21 vs Bos.	6T March 11 at Phoe.	7 March 11 at Phoe.	3T March 25 vs Utah	2 (3) April 7 vs G.S.	2 (2) March 16 at Brk.	1 (5) March 31 at Port.	12 March 11 at Phoe.
KEON ELLIS	16C Feb. 5 at N.O.	3C Feb. 5 at N.O.	2C Feb. 5 at N.O.	3C Feb. 5 at N.O.	1C(4) Feb. 6 at Hou.	4C Feb. 5 at N.O.	2C Feb. 5 at N.O.	2C(2) April 7 vs G.S.	1C Feb. 14 at Phoe.	1C Feb. 5 at N.O.	10 Feb. 5 at N.O.
DE'AARON FOX	45 Feb. 24 at LA-C	17 Feb. 24 at LA-C	12 (3) Feb. 11 vs Dall.	3T March 3 vs LA-C	11C Oct. 29 vs Miami	13C Oct. 29 vs Miami	13 Dec. 28 vs Den.	5 Feb. 24 at LA-C	8 Oct. 19 vs Port.	3 Nov. 28 vs Phoe.	42 Feb. 24 at LA-C
RICHAUN HOLMES	31 Jan. 18 at LA-L	7 Jan. 18 at LA-L	3 Oct. 23 at G.S.	3 (4) April 7 vs G.S.	8 Jan. 18 at LA-L	11 Jan. 18 at LA-L	3 April 7 vs G.S.	1 (3) Dec. 28 vs Den.	3 Oct. 23 at G.S.	2 (3) Jan. 21 vs Phil.	16 Jan. 18 at LA-L
KEVIN HUERTER	40 Jan. 7 vs LA-L	12C Dec. 30 vs Utah	6T Nov. 9 vs Clev.	3T Jan. 28 at Minn.	9 March 24 vs Phoe.	9 March 24 vs Phoe.	9 Feb. 28 at OKC.	4 Feb. 3 at Ind.	4 (2) Feb. 26 at OKC.	3C Feb. 14 at Phoe.	30C Dec. 30 vs Utah
ALEX LEN	16 (2) April 7 vs G.S.	3 April 2 vs S.A.	2 (4) April 5 at Dall.	7 April 5 at Dall.	7 March 29 at Port.	9 April 5 at Dall.	2 (2) April 7 vs G.S.	2 March 29 at Port.	3 April 2 vs S.A.	2 (4) April 9 at Den.	6 April 2 vs S.A.
TREY LYLES	30 (2) Jan. 13 vs Hou.	8 Jan. 23 vs Mem.	7 March 9 vs N.Y.	5T Nov. 23 at Atl.	9 Dec. 27 vs Den.	11 March 27 vs Minn.	5T Jan. 25 vs Tor.	2 (5) March 27 vs Minn.	3 (4) March 27 vs Minn.	3 Jan. 23 vs Mem.	24 Jan. 23 vs Mem.
CHIMEZIE METU	21 Feb. 24 at LA-C	5 (4) April 7 vs G.S.	5 (3) April 9 at Den.	4 Feb. 24 at LA-C	8 April 7 vs G.S.	9 (3) April 7 vs G.S.	3 Nov. 7 at G.S.	3 March 11 at Phoe.	4T Nov. 15 vs Brk.	3 March 18 at Wash.	15 April 7 vs G.S.
DAVION MITCHELL	33 (2) Feb. 28 at OKC.	9 Oct. 31 at Cha.	3 Dec. 4 vs Chi.	2 Dec. 14 at Tor.	4 (4) March 24 vs Phoe.	4 (5) March 24 vs Phoe.	9 Dec. 27 vs Den.	4T March 25 vs Utah	5 Oct. 31 at Cha.	2T(4) March 29 at Port.	23 Oct. 31 at Cha.
CHIMA MONEKE	6C Oct. 27 vs Mem.	1C Nov. 17 vs S.A.	0C	2C Oct. 27 vs Mem.	0C	2C Oct. 27 vs Mem.	1C Oct. 27 vs Mem.	0C	2C Nov. 17 vs S.A.	0C	2C Nov. 17 vs S.A.
MALIK MONK	41 Feb. 24 at LA-C	15C Feb. 24 at LA-C	9T Feb. 24 at LA-C	3C Oct. 23 at G.S.	7 Jan. 23 vs Mem.	9 Jan. 23 vs Mem.	8T(4) March 3 vs LA-C	3T(3) Feb. 1 at S.A.	5T(4) April 9 at Den.	2 Jan. 21 vs Phil.	45C Feb. 24 at LA-C
KEEGAN MURRAY	43C Feb. 24 at LA-C	11C Feb. 6 at Hou.	4C(5) Jan. 20 vs OKC.	6C Jan. 30 at Minn.	11C Jan. 20 vs OKC.	14C Jan. 20 vs OKC.	6C Feb. 14 at Phoe.	3C(2) Feb. 26 at OKC.	5C Oct. 29 vs Miami	3C March 31 at Port.	30C Feb. 6 at Hou.
KZ OKPALA	21 Nov. 25 at Bos.	3 Nov. 25 at Bos.	4 Nov. 15 vs Brk.	1 (7) Jan. 9 vs OrL.	4 Dec. 4 vs Chi.	4 (3) Dec. 4 vs Chi.	2T(2) Jan. 7 vs LA-L	2T Jan. 3 at Utah	2 Dec. 28 vs Den.	3C Dec. 28 vs Den.	7 Nov. 25 at Bos.
NEEMIAS QUETA	11 Dec. 21 vs LA-L	5C Dec. 21 vs LA-L	0	2 Dec. 19 vs Cha.	2 (2) Dec. 21 vs LA-L	4 Dec. 19 vs Cha.	1 Dec. 13 at Phil.	0	1T Dec. 19 vs Cha.	1 (2) April 9 at Den.	10 Dec. 21 vs LA-L
DOMANTAS SABONIS	41 (3) Feb. 11 vs Dall.	15 Feb. 1 at S.A.	11 Nov. 9 vs Clev.	10C March 13 vs Milw.	18 Dec. 19 vs Cha.	23 Dec. 19 vs Cha.	16C Jan. 13 vs Hou.	3 (4) Feb. 23 vs Port.	9C Jan. 25 vs Tor.	4T March 16 at Brk.	34 Feb. 1 at S.A.
<b>KINGS High Games</b>	<b>290</b> Feb. 24 at LA-C	<b>65</b> Feb. 24 at LA-C	<b>32</b> March 27 vs Minn.	<b>22</b> April 5 at Dall.	<b>49</b> March 29 at Port.	<b>59</b> March 29 at Port.	<b>39 (3)</b> March 6 vs N.O.	<b>18</b> Feb. 24 at LA-C	<b>25</b> Jan. 23 vs Mem.	<b>8</b> Jan. 13 vs Hou.	<b>176</b> Feb. 24 at LA-C
<b>KINGS Low Games</b>	<b>240 (77)</b> April 9 at Den.	<b>32</b> March 16 at Brk.	<b>9</b> Jan. 9 vs OrL.	<b>2</b> Nov. 9 vs Clev.	<b>21 (2)</b> Feb. 8 at Hou.	<b>24</b> Nov. 9 vs Clev.	<b>16</b> March 27 vs Minn.	<b>1 (2)</b> Jan. 20 vs OKC.	<b>4</b> March 24 vs Phoe.	<b>0 (5)</b> Feb. 11 vs Dall.	<b>95 (2)</b> April 9 at Den.
<b>OPPONENTS High Games</b>	<b>290</b> Feb. 24 at LA-C	<b>59</b> Feb. 24 at LA-C	<b>31</b> Feb. 24 at LA-C	<b>23</b> March 9 vs N.Y.	<b>45</b> Dec. 19 vs Cha.	<b>58</b> March 9 vs N.Y.	<b>39</b> Feb. 24 at LA-C	<b>14</b> Jan. 23 vs Mem.	<b>25</b> Feb. 24 at LA-C	<b>10</b> Nov. 22 at Mem.	<b>175</b> Feb. 24 at LA-C
<b>OPPONENTS Low Games</b>	<b>240 (77)</b> April 9 at Den.	<b>30</b> March 29 at Port.	<b>5 (2)</b> Feb. 1 at S.A.	<b>3 (2)</b> March 16 at Brk.	<b>21</b> Jan. 23 vs Mem.	<b>29</b> Nov. 15 vs Brk.	<b>15</b> Dec. 3 at LA-C	<b>1</b> Jan. 15 at S.A.	<b>6 (2)</b> March 27 vs Minn.	<b>0 (2)</b> Feb. 26 at OKC.	<b>80</b> March 29 at Port.

"C" indicates a new career-high, "T" a tied career-high.  
Numbers in parentheses indicate the number of games in which a player or team has reached a given total (if more than one).



# 2022-23 MISCELLANEOUS STATISTICS

## STREAKS

### Longest Winning:

Overall 7, 11/9-11/22  
 Home 6, 10/29-11/20  
 Road 7, 2/24-3/18

### Longest Losing:

Overall 4, 10/19-10/27  
 Home 3 (2) 10/19-10/27, 3/27-4/7  
 Road 2 (3), 11/23-11/25, 12/11-12/13  
 2/3-2/5, 4/5-4/9

## WIN-LOSS MARGINS

MARGINS	1	2	3	4	5	6	7	8	9	10	11	12	13	14	15	16	17	18	19	20	21	22	23
Won By:	5	2	2	1	5	3	4	3	4	1	1		1	2	1		1	2		2			1
Lost By:		3	4	3	2	1	3	3	2	1	1		2	2	1		2		1			1	1
Won By:	24	25	26	27	28	29	30	31	32	33	34	35	36	37	38	39	40	41	42	43	44	45	46+
Lost By:	1	2		1					1	1							1						1

## HOME AND AWAY

GAMES	— KINGS —										— OPPONENTS —			
	FG%	3PT%	FT%	PPG	RPG	APG	SPG	BPG	TPG	FG%	PPG	RPG	TPG	
Home (23-18)	.507	.381	.797	123.4	41.6	28.0	6.71	3.24	13.00	.505	120.1	40.9	13.90	
Road (25-16)	.481	.357	.784	118.0	43.3	26.6	7.29	3.46	13.90	.480	116.0	43.5	14.50	

	--- KINGS ---		- OPPONENTS -		PLAYER	CATEGORY
	1	2	1	2		
Points/game	1	120.7	25	118.1	Harrison Barnes	13th in total minutes (2,662) 19th in FTM (350)
FG%	2	.494	29	.492	De'Aaron Fox	14th in points (25.0 ppg) 12th in total points (1,826) 23rd in assists (6.1)
FT%	12	.790	23	.787	Kevin Huerter	20th in total assists (447) 22nd in FTM (343) 12th in minutes (35.3 mpg)
3-pt FG%	9	.369	26	.373	Keegan Murray	16th in 3-pointers made (205) 15th in 3-pointers made (206)
Off. Reb./game	23	9.54	7	9.70	Domantas Sabonis	1st in rebounds (12.3) 1st in total rebounds (973) 1st in double-doubles (65) 2nd in triple-doubles (14)
Def. Reb./game	15t	32.91	9	32.50		4th in off. rebounds (251) 2nd in def. rebounds (722) 5th in total assists (573)
Rebounds/game	20	42.45	9	42.20		11th in assists per game
Assists/game	3	27.28	28	26.67		10th in FG% (61.5%)
Steals/game	20t	7.00	16	7.29		
Turnovers/game	9t	13.5	15	14.2		
Blocks/game	29	3.35	9	4.16		

# 2022-23 MISCELLANEOUS STATISTICS



INACTIVE LIST			THE KINGS WERE:	
DATE	OPP	PLAYER		
10/19	POR	Ellis, Murray, Queta	31-12	leading at the half
10/22	LAC	Ellis, Queta	2-0	tied at the half
10/23	@GSW	Ellis, Queta	15-21	trailing at the half
10/27	MEM	Ellis, Queta	39-3	leading after three quarters
10/29	MIA	Ellis, Queta	1-3	tied after three quarters
10/31	@CHA	Ellis, Moneke, Queta	8-27	trailing after three quarters
11/2	@MIA	Ellis, Fox, Moneke, Queta	48-30	scoring 100+ points
11/5	@ORL	Ellis, Moneke, Queta	0-4	scoring under 100 points
11/7	@GSW	Ellis, Queta	44-33	allowing opponent to score 100+ points
11/9	CLE	Ellis, Queta	4-0	holding opponent to under 100 points
11/11	@LAL	Ellis, Moneke, Queta	28-10	outrebounding opponent
11/13	GSW	Ellis, Moneke, Queta	1-0	tied with opponent in rebounding
11/15	BKN	Ellis, Moneke, Queta	19-24	outrebounded by opponent
11/17	SAS	Holmes, Murray, Queta	34-20	bench outscores opponent
11/20	DET	Ellis, Queta	1-1	benches are tied
11/22	@MEM	Ellis, Queta	13-13	bench outscored by opponent bench
11/23	@ATL	Moneke, Queta	21-4	recording 30 or more assists
11/25	@BOS	Ellis, Moneke, Queta	21-15	committing 15 or more turnovers
11/28	PHX	Lyles, Moneke	27-18	committing under 15 turnovers
11/30	IND	Ellis, Lyles, Moneke, Queta	32-4	outshooting opponent in FG%
12/3	@LAC	Ellis, Moneke, Queta	0-0	tied in FG% with opponent
12/4	CHI	Moneke, Queta	16-30	outshot by opponent in FG%
12/7	@MIL	Davis, Moneke, Queta	36-5	shooting .500 or better from the field
12/9	@CLE	Davis, Fox, Moneke, Queta	13-29	shooting under .500 from the field
12/11	@NYK	Fox, Len, Moneke, Queta	18-22	opponent shoots .500 or better from the field
12/13	@PHI	Len, Moneke	30-12	opponent shoots under .500 from the field
12/14	@TOR	Len, Moneke	30-10	outshooting opponents in 3pt FG%
12/16	@DET	Len, Moneke	0-1	tied in 3pt FG%
12/19	CHA	Ellis, Moneke	18-23	outshot by opponents in 3pt FG%
12/21	LAL	Ellis, Moneke	5-1	shooting .500 or better in 3pt FG%
12/23	WAS	Ellis, Moneke	28-17	outshooting or tied with opponents in FT%
12/27	DEN	Ellis, Sabonis	20-17	outshot by opponents in FT%
12/28	DEN	Ellis, Moneke	40-28	shooting .700 or better in FT%
12/30	UTA	Ellis, Moneke	11-7	shooting 30 or more free throws
1/1	@MEM	Ellis, Moneke	29-19	having more FT attempts than opponent
1/3	@UTA	Ellis, Moneke	1-0	tied in free throw attempts with opponent
1/4	ATL	Ellis, Moneke, Queta	19-14	having less FT attempts than opponent
1/7	LAL	Monk	26-13	having more points in the paint than opponent
1/9	ORL	Ellis, Queta	20-18	having less points in the paint than opponent
1/11	HOU	Huerter, Queta	2-1	having same amount points in the paint
1/13	HOU	Huerter, Queta	24-17	having more 2nd-chance points than opponent
1/15	@SAS	Ellis, Queta	20-14	having less 2nd-chance points than opponent
1/18	@LAL	Dellavedova, Ellis, Len, Queta, Sabonis	4-2	having same amount 2nd-chance points
1/20	OKC	Ellis, Queta	33-16	having more fast break points than opponent
1/21	PHI	Ellis, Queta	13-16	having less fast break points than opponent
1/23	MEM	Metu, Queta	2-1	having same amount fast break points
1/25	TOR	Ellis, Queta		
1/28	@MIN	Ellis, Queta		
1/30	@MIN	Ellis, Queta		
2/1	@SAS	Ellis, Queta		
2/3	@IND	Fox, Okala, Queta		
2/5	NOP	Fox, Okala, Queta		
2/6	@HOU	Okala, Queta		
2/8	@HOU	Okala, Queta		
2/10	DAL	Okala, Queta		
2/11	DAL	Monk, Okpala, Queta		
2/14	@PHX	Monk, Okpala		
2/23	POR	Ellis, Okpala, Queta		
2/24	@LAC	Okpala, Queta		
2/26	@OKC	Ellis, Queta		
2/28	@OKC	Ellis, Fox, Queta		
3/3	LAC	Holmes Queta		
3/4	MIN	Ellis, Holmes Queta		
3/6	NOP	Fox, Queta		
3/9	NYK	Ellis, Queta		
3/11	@PHX	Ellis, Queta		
3/13	MIL	Ellis, Queta		
3/15	@CHI	Ellis, Holmes		
3/16	@BKN	Ellis, Holmes		
3/18	@WAS	Huerter, Lyles, Queta		
3/20	@UTA	Huerter, Queta		
3/21	BOS	Huerter, Queta		
3/24	PHX	Ellis, Queta		
3/25	UTA	Fox, Queta		
3/27	MIN	Ellis, Queta		
3/29	@POR	Ellis, Queta		
3/31	@POR	Dellavedova, Ellis, Queta		
4/2	SAS	Dellavedova, Queta		
4/4	@NOP	Dellavedova, Queta		
4/5	@DAL	Dellavedova, Queta		
4/7	GSW	Dellavedova, Fox, Huerter, Sabonis		
4/9	@DEN	Dellavedova, Mitchell		

# 2022-23 KINGS MISCELLANEOUS STATS

PLAYER	GAMES MISSED	REASON	DATE
Terence Davis	3	Injury/Illness - Lower Back; Soreness	12/4, 12/7, 12/9
Matthew Dellavedova	1	Injury/Illness - Non-Covid Illness	1/18
Matthew Dellavedova	5	Injury/Illness - Right Index Finger; Fracture	3/31, 4/2, 4/4, 4/5, 4/7
De'Aaron Fox	1	Injury/Illness - Right Knee; Bone Bruise	11/2
De'Aaron Fox	2	Injury/Illness - Right Foot; Soreness	12/9, 12/11
De'Aaron Fox	2	Inactive - Personal Reasons	2/3, 2/5
De'Aaron Fox	1	Injury/Illness - Right Wrist; Soreness	2/28
De'Aaron Fox	2	Injury/Illness - Right Hamstring; Soreness	3/6, 3/25
De'Aaron Fox	1	Injury/Illness - Left Ankle; Soreness	4/7
Richaun Holmes	5	Injury/Illness - Non-Covid Illness	11/17, 3/3, 3/4, 3/15, 3/16
Kevin Huerter	1	Injury/Illness - Left Ankle; Soreness	12/14
Kevin Huerter	2	Injury/Illness - Non-Covid Illness	1/11, 1/13
Kevin Huerter	4	Injury/Illness - Right Popliteus; Soreness	3/18, 3/20, 3/21, 4/7
Alex Len	4	Injury/Illness - Non-Covid Illness	12/11, 12/13, 12/16, 1/18
Alex Len	1	NWT - Non-Covid Illness	12/14
Trey Lyles	2	Injury/Illness - Non-Covid Illness	11/28, 11/30
Trey Lyles	1	NWT - League Suspension	3/15
Trey Lyles	1	Injury/Illness - Right Shoulder; Soreness	3/18
Chemezie Metu	1	Injury/Illness - Knee; Bone Bruise	1/23
Davion Mitchell	1	Injury/Illness - Non-Covid Illness	12/26
Keegan Murray	1	Return To Competition Reconditioning	10/19
Keegan Murray	1	Injury/Illness - Lower Back; Soreness	11/17
Chima Moneke	1	Injury/Illness - Right Thigh; Soreness	11/28
Malik Monk	1	Return to Competition Reconditioning	1/7
Malik Monk	2	Injury/Illness - Right Ankle Sprain	2/11, 2/14
Malik Monk	1	Injury/Illness - Left Lower Leg; Soreness	4/2
KZ Okpala	5	Injury/Illness - Bilateral Knee; Soreness	2/10, 2/11, 2/14, 2/23, 2/24
Neemias Queta	1	Injury/Illness - Non-Covid Illness	3/27
Domantas Sabonis	1	Injury/Illness - Right Thumb; Avulsion Fracture	12/27
Domantas Sabonis	1	Injury/Illness - Non-Covid Illness	1/18
Domantas Sabonis	1	Injury/Illness - Left Ankle; Soreness	4/7

## Games Missed 57

\*does not account for games missed due to coach's decision, Two-Way contracts or G League assignments

### Kings Individual Technical Fouls: 42

Terence Davis	4	10/19 vs. POR, 11/5 @ ORL, 11/30 vs. IND
Kevin Huerter	6	11/11 @ LAL, 11/17 vs. SAS, 12/16 @ DET, 3/31 @ POR, 4/4 @ NOP, 4/4 @ DAL
Chimezie Metu	2	11/15 vs. BKN, 1/13 vs. HOU
Malik Monk	5	11/22 @ MEM, 1/9 vs. ORL, 1/13 vs. HOU, 3/6 vs. NOP, 3/25 vs. UTA
De'Aaron Fox	11	11/23 @ ATL, 11/25 @ BOS, 12/2 @ LAC, 12/4 vs. CHI, 12/14 @ TOR, 1/20 vs. OKC, 12/21 vs. LAL (ejected), 1/25 vs. TOR, 3/3 vs. LAC
Mike Brown	5	11/25 @ BOS, 12/14 @ TOR (ejected), 12/27 vs. DEN, 2/24 @ LAC
Domantas Sabonis	3	12/13 @ PHI, 1/30 @ MIN, 2/8 @ HOU
Trey Lyles	4	2/5 @ NOP, 2/28 @ OKC, 3/13 vs. MIL (ejected)
Harrison Barnes	1	3/6 vs. NOP

### \*Denotes rescinded Technical Foul

### Kings Individual Ejections: 6

#### Kings Flagrant Fouls: 5

Keegan Murray	1	FLG-1, 11/2 @ MIA
Malik Monk	2	FLG-1, 11/30 vs. IND; FLG-1, 1/11 vs. HOU*
KZ Okpala	1	FLG-1, 12/20 vs. UTA
Harrison Barnes	1	FLG-1, 3/15 @ CHI

### \*Denotes upgraded to a Flagrant Foul

### Kings Individual Ejections: 7

Malik Monk	3	11/20 vs. DET, 1/13 vs. HOU, 3/25 vs. UTA
Mike Brown	1	12/14 @ TOR
De'Aaron Fox	1	12/21 vs. LAL
Chimezie Metu	1	1/13 vs. HOU
Trey Lyles	1	3/13 vs. MIL

### Opponent Technical fouls: 53

Paul George	1	10/22 vs. LAC
Jordan Poole	1	10/23 at GSW
Dillon Brooks	1	10/27 vs. MEM
Wendell Carter Jr.	1	11/5 at ORL
Steve Kerr	1	11/7 at GSW
Stephen Curry	1	11/7 at GSW
Caris LeVert	1	11/9 vs. CLE
Russell Westbrook	2	11/11 at LAL, 1/18 at LAL
Patrick Beverley	1	11/11 at LAL
Steven Adams	1	11/22 at MEM
Jaylen Brown	1	11/25 at BOS

Grant Williams	1	11/25 at BOS
Devin Booker	2	11/28 vs. PHX, 3/24 vs. PHX
Tyrese Haliburton	1	11/30 vs. IND
Zach LaVine	1	12/4 vs. CHI
Khrist Middleton	1	12/7 @ MIL
Julius Randle	2	12/11 @ NYK
Tom Thibodeau	1	12/11 @ NYK
Georges Niang	1	12/13 @ PHI
Darvin Ham	1	12/21 vs. LAL
Taylor Jenkins	1	1/1 at MEM
Trae Young	1	1/4 vs. ATL
Nate McMillan	1	1/4 vs. ATL
Phil Handy	1	1/7 vs. LAL
LeBron James	1	1/7 vs. LAL
Houston Rockets	1	1/11 vs. HOU
Garrison Mathews	1	1/13 vs. HOU
Tari Eason	1	1/13 vs. HOU
P.J. Tucker	1	1/21 vs. PHI
D'Angelo Russell	1	1/28 vs. MIN
Chris Finch	1	1/28 vs. MIN
Jaylen Nowell	1	1/30 @ MIN
Kyle Anderson	1	1/30 @ MIN
Naz Reid	1	1/30 @ MIN
T.J. McConnell	1	2/3 @ IND
Herbert Jones	1	2/5 @ NOP
Jabari Smith Jr.	1	2/6 @ HOU
Jae'Sean Tate	1	2/8 @ HOU
Mitchell Robinson	1	3/9 vs. NYK
Deandre Ayton	1	3/11 @ PHX
Khrist Middleton	1	3/1 vs. NIL
Brook Lopez	2	3/13 vs. MIL
Spencer Dinwiddie	1	3/16 @ BKN
Joe Harris	1	3/16 @ BKN
Grant Williams	1	3/21 vs. BOS
Chris Paul	1	3/24 vs. PHX
Rudy Gobert	1	3/27 vs. MIN
Greg Popovich	1	4/2 vs. SAS

### Opponent Flagrant Fouls: 7

Max Strus	FLG 1	10/29 vs. MIA
Nick Richards	FLG 1	10/31 vs. CHA
Marcus Smart	FLG 1	11/25 at BOS
DeMar DeRozan	FLG 1	12/4 vs. CHI
Wenyen Gabriel	FLG 1	12/21 vs. LAL
Garrison Mathews	FLG 1	1/11 vs. HOU

### Opponent Ejections: 2

Julius Randle	1	12/11 @ NYK
Brook Lopez	1	3/13 vs. MIL

# 2022-23 MISCELLANEOUS STATISTICS



**KINGS STARTING LINEUPS:** 9 starting lineups this season; last lineup in **bold**

Lineup (SF, PF, C, SG, PG)	Record	Date(s)
Barnes, Okpala, Sabonis, Huerter, Fox	0-3	10/19, 10/22, 10/23
<b>Barnes, Murray, Sabonis, Huerter, Fox</b>	<b>38-23</b>	10/27, 10/29, 10/31, 11/5, 11/7, 11/11, 11/13, 11/15, 11/20, 11/22, 11/23, 11/25, 11/28, 12/7, 12/16, 12/19, 12/21, 12/23, 1/4, 1/7, 1/9, 1/15, 1/20, 1/21, 1/23, 2/6, 2/8, 2/10, 2/11, 2/14, 2/23, 3/11, 3/13, 3/15, 3/16, 3/24, 3/27, 4/5, 4/9
Barnes, Murray, Sabonis, Edwards, Fox	1-2	3/18, 3/20, 3/21
Barnes, Murray, Sabonis, Huerter, Mitchell	4-5	11/2, 12/9, 12/11, 12/13, 2/3, 2/5, 2/28, 3/6, 3/25
Huerter, Barnes, Sabonis, Davis II, Fox	2-0	11/17, 12/14
Barnes, Murray, Len, Huerter, Fox	0-1	12/27
Barnes, Murray, Sabonis, Davis II, Fox	2-0	1/11, 1/13
Barnes, Murray, Holmes, Huerter, Fox	1-0	1/18
Barnes, Murray, Len, Davis, Mitchell	0-1	4/7

## IN WINS

Most consecutive wins	7	11/9-11/22
Most consecutive home wins	6	10/29-11/20
Most consecutive road wins	7	2/24-3/18
Largest margin of victory at home	33	1/23 vs. MEM (133-100)
on road	33	1/23 vs. MEM (133-100)
	40	3/29 @ POR (120-80)
Largest lead in a game at home	39	11/15 vs. BKN (153-121)
on road	39	11/15 vs. BKN (153-121)
	40	3/29 @ POR (120-80)
Largest deficit overcome to win at home	20	11/5 @ ORL (126-123 <sup>OT</sup> )
on road	19	12/28 vs. DEN (127-126)
	20	11/5 @ ORL (126-123 <sup>OT</sup> )
Never trailed in these games	2	10/29 vs. MIA (119-113) 11/17 vs. SAS (130-112)

## IN LOSSES

Most consecutive losses	4	10/19-10/27
Most consecutive home losses	3 (2)	10/19-10/27, 3/27-4/7
Most consecutive road losses	2 (3)	11/23-11/25, 2/3-2/5
Largest margin of defeat at home	32	2/5 @ NOP (104-136)
on road	23	3/21 vs. BOS (109-132)
	32	2/5 @ NOP (104-136)
Largest deficit in a game at home	35	2/5 @ NOP (104-136)
on road	30	12/23 vs. WAS (111-125)
	35	2/5 @ NOP (104-136)
Largest blown lead in a loss at home	21	1/21 vs. PHI (127-129)
on road	21	1/21 vs. PHI (127-129)
	12	11/7 GSW (113-116)
Never led in these games	4	10/23 vs. GSW (125-130) 2/5 @ NOP (104-136) 2/10 vs. DAL (114-122) 4/7 vs. GSW (97-119)



# 2022-23 KINGS/OPPONENTS HIGHS/LOWS

## KINGS HIGHS/LOWS

### INDIVIDUAL - MOST

Points (OT):	14	Fox, 2/11 vs. DAL
Points:	45	Monk, 2/24 @ LAC
Field Goals Made:	17	Fox, 2/24 @ LAC
Field Goals Attempted:	27 (2)	Fox, 2/24 @ LAC
Free Throws Made:	12 (3)	Fox, 2/11 vs. DAL
Free Throws Attempted:	14 (4)	Fox, 2/11 vs. DAL
3PT Field Goals Made:	8	Murray, 2/6 @ HOU
3PT FG Attempted:	12 (4)	Monk, 2/24 @ LAC
Rebounds:	23	Sabonis, 12/19 vs. CHA
Offensive Rebounds:	7 (3)	Sabonis, 3/16 @ BKN
Defensive Rebounds:	18	Sabonis, 12/19 vs. CHA
Assists:	16	Sabonis, 1/13 vs. HOU
Steals:	5	Fox, 2/24 @ LAC
Blocks:	4	Sabonis, 3/16 @ BKN
Turnovers:	9	Sabonis, 1/25 vs. TOR
Minutes:	45	Fox, 2/24 @ LAC

### TEAM - MOST

Points, Game (OT):	20	11/5 @ ORL
Points, Game:	176	2/24 @ LAC
Field Goals Made:	65	2/24 @ LAC
Field Goals Attempted:	111	2/24 @ LAC
Best Field Goal %:	.596	11/15 vs. BKN
Free Throws Made:	31	11/20 vs. DET
Free Throws Attempted:	37	1/7 vs. LAL
Best Free Throw %:	1.000 (2)	3/3 vs. LAC
3PT FG Made:	23	1/9 vs. ORL
3PT FG Attempted:	48	1/11 vs. HOU
Best 3PT FG %:	.550	1/23 vs. MEM
Rebounds:	58	11/30 vs. IND
Offensive Rebounds:	14 (3)	1/18 @ LAL
Defensive Rebounds:	47	11/30 vs. IND
Assists:	39 (2)	1/9 vs. ORL
Personal Fouls:	29 (2)	10/29 vs. MIA
Steals:	18	2/24 @ LAC
Blocks:	7	11/28 vs. PHX
Turnovers:	24	1/23 vs. MEM
Pts. Off Turnovers Allowed:	28	10/29 vs. MIA
Points in the Paint:	88	2/24 @ LAC
2nd Chance Points:	26	12/13 @ PHI
Fastbreak Points:	41	2/24 @ LAC
Bench Points:	83	11/15 vs. BKN

### TEAM - LEAST

Points, Game:	103	12/13 @ PHI
Field Goals Made:	33	12/11 @ NYK
Field Goals Attempted:	66	12/9 @ CLE
Worst Field Goal %:	.407	11/7 @ GSW
Free Throws Made:	12 (3)	1/25 vs. TOR
Free Throws Attempted:	13	1/25 vs. TOR
Worst Free Throw %:	.577	10/22 vs. LAC
3PT FG Made:	8 (2)	2/11 vs. DAL
3PT FG Attempted:	25 (2)	1/4 vs. ATL
Worst 3PT FG %:	.238	12/13 @ PHI
Rebounds:	24	11/9 vs. CLE
Offensive Rebounds:	2	11/9 vs. CLE
Defensive Rebounds:	21 (2)	2/8 @ HOU
Assists:	19 (2)	12/23 vs. WAS
Steals:	1 (2)	1/20 vs. OKC
Blocks:	0 (4)	2/11 vs. DAL
Turnovers:	6 (2)	3/4 vs. MIN
Personal Fouls:	11	1/23 vs. MEM

\*Denotes 3OT vs. LAL 11/26/21

## OPPONENT HIGHS/LOWS

### INDIVIDUAL - MOST

10	F. Wagner, 11/5 @ ORL
47	Curry, 11/7 @ GSW
17 (2)	Booker, 11/28 vs. PHX
31	George, 10/22 vs. LAC
15	Lauri Markkanen, 1/3 @ UTA
15 (2)	Lauri Markkanen, 1/3 @ UTA
7 (4)	Edwards, 1/28 @ MIN
14	Mitchell, 11/9 vs. CLE
23	Adams, 1/1 @ MEM
13	Adams, 1/1 @ MEM
15	Banchero, 11/5 @ ORL
19	Paul, 2/14 @ PHX
6 (2)	Booker, 11/28 vs. PHX
4	Turner, 2/3 @ IND
7	Westbrook, 2/24 @ LAC
46	Leonard, 2/24 @ LAC

### OPPONENT TEAM - MOST

17	11/5 @ ORL
175	2/24 @ LAC
59	2/24 @ LAC
100 (2)	1/1 @ MEM
.610	1/7 vs. LAL
31	2/24 @ LAC
36	2/24 @ LAC
.950	11/5 @ ORL
20	2/11 vs. DAL
51	2/11 vs. DAL
.578	2/24 @ LAC
57	1/1 @ MEM
21	1/1 @ MEM
45	12/19 vs. CHA
39	2/24 @ LAC
27	2/24 @ LAC
14	1/23 vs. MEM
10	11/22 @ MEM
25	2/24 @ LAC
42	2/24 @ LAC
78	11/5 @ ORL
20	2/14 @ PHX
28	2/3 @ IND
63	11/15 vs. BKN

### OPPONENT TEAM - LEAST

95	12/9 @ CLE
33	12/3 @ LAC
79	12/9 @ CLE
.355	12/3 @ LAC
5 (2)	2/1 @ SAS
7 (2)	2/1 @ SAS
.393	10/19 vs. POR
4	11/5 @ ORL
21 (2)	1/7 vs. LAL
.174	11/5 @ ORL
29	11/15 vs. BKN
3	11/15 vs. BKN
24	2/23 vs. POR
15	12/3 @ LAC
1	1/15 @ SAS
1 (4)	2/28 @ OKC
7 (3)	3/3 vs. LAC
15 (2)	2/6 @ HOU

# 2022-23 KINGS HALF HIGHS/LOWS



## 2022-23 REGULAR SEASON - SACRAMENTO KINGS HALF HIGHS/LOWS

### INDIVIDUAL - MOST

Points:	27	De'Aaron Fox	01/03/22 @ UTA (2nd)
Field Goals Made:	11	De'Aaron Fox	01/03/22 @ UTA (2nd)
Field Goals Attempted:	18	De'Aaron Fox	01/28/23 @ MIN (2nd)
Free Throws Made:	8 (7)	De'Aaron Fox	03/03/23 vs. LAC (2nd)
Free Throws Attempted:	9 (3)	De'Aaron Fox	01/07/23 vs. LAL (2nd)
3PT Field Goals Made:	5 (5)	Harrison Barnes	01/23/23 vs. MEM (1st)
3PT FG Attempted:	9	Terence Davis II	12/14/22 @ TOR (1st)
Rebounds:	16	Domantas Sabonis	12/19/22 vs. CHA (1st)
Offensive Rebounds:	5 (2)	Domantas Sabonis	1/1/23 @ MEM (1st)
Defensive Rebounds:	13	Domantas Sabonis	12/19/22 vs. CHA (1st)
Assists:	11	Domantas Sabonis	01/13/23 vs. HOU (1st)
Steals:	4	De'Aaron Fox	01/23/23 vs. MEM (2nd)
Blocks:	3 (2)	Trey Lyles	01/23/23 vs. MEM (1st)
Turnovers:	7	Domantas Sabonis	01/26/23 vs. TOR (2nd)

### TEAM - MOST

Points, Game:	77	02/24/23 @ LAC (2nd)
Field Goals Made:	30	11/15/22 vs. BKN (2nd)
Field Goals Attempted:	58	1/1/23 @ MEM (1st)
Best Field Goal %:	.683	02/06/23 @ HOU (2nd)Free
Throws Made:	19	11/07/22 @ GSW (1st)
Free Throws Attempted:	24	12/23/22 vs. WAS (2nd)
3PT FG Made:	14	02/06/23 @ HOU (2nd)
3PT FG Attempted:	30	12/04/22 vs. CHI (1st)
Best 3PT FG %:	1.000	11/28/22 vs. PHX (1st)
Rebounds:	35	11/30/22 vs. IND (1st)
Offensive Rebounds:	12	1/1/23 @ MEM (1st)
Defensive Rebounds:	29	11/30/22 vs. IND (1st)
Assists:	24	11/15/22 vs. BKN (2nd)
Personal Fouls:	17 (2)	01/01/23 @ UTA (2nd)
Steals:	10	01/23/23 vs. MEM (2nd)
Blocks:	4 (4)	02/08/23 @ HOU (1st)
Turnovers:	13 (3)	02/28/23 @ OKC (2nd)
Pts. Off Turnovers Allowed:	20	10/29/22 vs. MIA (2nd)
Points in the Paint:	46	02/01/23 @ SAS (1st)
2nd Chance Points:	18	10/31/22 @ CHA (2nd)
Fast Break Points:	22	02/24/23 @ LAC (2nd)

### TEAM - LEAST

Points:	42	11/25/22 @ BOS (2nd)
Field Goals Made:	13	11/25/22 @ BOS (2nd)
Field Goals Attempted:	31	12/09/22 @ CLE (2nd)
Worst Field Goal %:	.310	11/25/22 @ BOS (2nd)
Free Throws Made:	2 (4)	01/09/23 vs. ORL (1st)
Free Throws Attempted:	3	10/19/22 vs. POR (2nd)
3PT FG Made:	1	01/30/23 @ MIN (1st)
3PT FG Attempted:	9	11/17/22 vs. SAS (2nd)
Rebounds:	10	02/08/23 @ HOU (2nd)
Assists:	6	11/25/22 @ BOS (2nd)

**+denotes franchise record**

**\*denotes franchise-tying record**

**~denotes Sac era record**

# 2022-23 OPPONENTS HALF HIGHS/LOWS

## 2022-23 REGULAR SEASON - OPPONENTS HALF HIGHS/LOWS

### INDIVIDUAL - MOST

Points:	28	Stephen Curry	10/23/22 @ GSW (1st)
Field Goals Made:	11	Lauri Markkanen	12/30/22 vs. UTA (2nd)
Field Goals Attempted:	19	Paul George	10/22/22 vs. LAC (2nd)
Free Throws Made:	12	Lauri Markkanen	01/01/23 @ UTA (2nd)
Free Throws Attempted:	12	Lauri Markkanen	01/01/23 @ UTA (2nd)
3PT Field Goals Made:	7	D'Angelo Russell	01/28/23 @ MIN (1st)
3PT FG Attempted:	8 (3)	LaMelo Ball	12/19/22 vs. CHA (2nd)
Rebounds:	11 (3)	Willy Hernangomez	02/06/23 @ HOU (2nd)
Offensive Rebounds:	8	Steven Adams	01/01/23 @ MEM (2nd)
Defensive Rebounds:	10	Willy Hernangomez	02/06/23 @ HOU (2nd)
Assists:	11	Chris Paul	02/14/23 @ PHX (1st)
Steals:	5 (2)	James Harden	12/13/22 @ PHI (1st)
Blocks:	3 (5)	Myles Turner	02/03/23 @ IND (2nd)
Turnovers:	4 (12)	Russell Westbrook	02/24/23 @ LAC (2nd)

### TEAM - MOST

Points, Game:	89	10/23/22 @ GSW (1st)
Field Goals Made:	31	10/23/22 @ GSW (1st)
Field Goals Attempted:	54 (2)	01/23/23 vs. MEM (1st)
Best Field Goal %:	.674	10/23/22 @ GSW (1st)
Free Throws Made:	17 (3)	01/07/23 vs. LAL (2nd)
Free Throws Attempted:	20 (5)	02/24/23 @ LAC (1st)
3PT FG Made:	12 (5)	02/26/23 @ OKC (2nd)
3PT FG Attempted:	26	11/13/22 vs. GSW (2nd)
Best 3PT FG %:	.786	02/26/23 @ OKC (2nd)
Rebounds:	30 (2)	1/1/23 @ MEM (1st)
Offensive Rebounds:	9 (2)	01/21/23 vs. PHI (2nd)
Defensive Rebounds:	26	12/19/22 vs. CHA (2nd)
Assists:	22	10/31/22 @ CHA (1st)
Personal Fouls:	15 (4)	01/04/23 vs. ATL (2nd)
Steals:	11	02/14/23 @ PHX (2nd)
Blocks:	7	1/1/23 @ MEM (1st)
Turnovers:	13	02/08/23 @ HOU (2nd)Pts.
Off Turnovers Allowed:	21	01/21/23 vs. PHI (1st)
Points in the Paint:	40 (4)	02/06/23 @ HOU (2nd)
2nd Chance Points:	18	01/01/23 @ UTA (2nd)
Fast Break Points:	20	10/23/22 @ GSW (1st)

### TEAM - LEAST

Points:	38	12/03/22 @ LAC (1st)
Field Goals Made:	14 (3)	12/03/22 @ LAC (1st)
Field Goals Attempted:	35 (2)	12/09/22 @ CLE (2nd)
Worst Field Goal %:	.282	11/23/22 @ ATL (2nd)
Free Throws Made:	1 (3)	02/01/23 @ SAS (1st)
Free Throws Attempted:	1	02/01/23 @ SAS (1st)
3PT FG Made:	0 (2)	01/07/23 vs. LAL (2nd)
3PT FG Attempted:	7	10/22/22 vs. LAC (2nd)
Rebounds:	9	11/17/22 vs. SAS (2nd)
Assists:	4	12/03/22 @ LAC (1st)

**+denotes franchise record**  
**\*denotes franchise-tying record**  
**~denotes Sac era record**

# 2022-23 NBA STANDINGS



## WESTERN CONFERENCE

## EASTERN CONFERENCE

### SOUTHWEST DIVISION

TEAM	W	L	PCT	GB	HOME	ROAD
Memphis	51	31	.622	-	35-6	16-25
New Orleans	42	40	.512	9	27-14	15-26
Dallas	38	44	.463	13	23-18	15-26
Houston	22	60	.268	29	14-27	8-33
San Antonio	22	60	.268	29	14-27	8-33

### NORTHWEST DIVISION

TEAM	W	L	PCT	GB	HOME	ROAD
Denver	53	29	.646	-	34-7	19-22
Minnesota	42	40	.512	11	22-19	20-21
Oklahoma City	40	42	.488	13	24-17	16-25
Utah	37	45	.451	16	23-18	14-27
Portland	33	49	.402	20	17-24	16-25

### PACIFIC DIVISION

TEAM	W	L	PCT	GB	HOME	ROAD
Sacramento	48	34	.585	-	23-18	25-16
Phoenix	45	37	.549	3	28-13	17-24
L.A. Clippers	44	38	.537	4	23-18	21-20
Golden State	44	38	.537	4	33-8	11-30
L.A. Lakers	43	39	.524	5	23-18	20-21

### ATLANTIC DIVISION

TEAM	W	L	PCT	GB	HOME	ROAD
Boston	57	25	.695	-	32-9	25-16
Philadelphia	54	28	.659	3	29-12	25-16
New York	47	35	.573	10	23-18	24-17
Brooklyn	45	37	.549	12	23-18	22-19
Toronto	41	41	.500	16	27-14	14-27

### CENTRAL DIVISION

TEAM	W	L	PCT	GB	HOME	ROAD
Milwaukee	58	24	.707	-	32-9	26-15
Cleveland	51	31	.622	7	31-10	20-21
Chicago	40	42	.488	18	22-19	18-23
Indiana	35	47	.427	23	20-21	15-26
Detroit	17	65	.207	41	9-32	8-33

### SOUTHEAST DIVISION

TEAM	W	L	PCT	GB	HOME	ROAD
Miami	44	38	.537	-	27-14	17-24
Atlanta	41	41	.500	3	24-17	17-24
Washington	35	47	.427	9	19-22	16-2
Orlando	34	48	.415	10	20-21	14-2
Charlotte	27	55	.329	17	13-28	14-27

## KINGS VS. NBA — 2022-23

### ATLANTIC (4-6)

Boston	0-2
Brooklyn	2-0
New York	1-1
Philadelphia	0-2
Toronto	1-1

### SOUTHEAST (5-5)

Atlanta	0-2
Charlotte	1-1
Miami	1-1
Orlando	2-0
Washington	1-1

### NORTHWEST (11-7)

Denver	1-2
Minnesota	1-3
Oklahoma City	3-0
Portland	3-1
Utah	3-1

### CENTRAL (7-3)

Chicago	2-0
Cleveland	2-0
Detroit	2-0
Indiana	1-1
Milwaukee	0-2

### SOUTHWEST (12-6)

Dallas	1-2
Houston	4-0
Memphis	2-2
New Orleans	2-1
San Antonio	3-1

### PACIFIC (9-7)

Golden State	1-3
LA Clippers	3-1
LA Lakers	3-1
Phoenix	2-2

## KINGS RECORD

	Overall	Home	Road	OT
<b>TOTALS</b>	48-34	23-18	25-16	4-1

## HOME—ROAD—OVERTIME SPLITS

	OVERALL	HOME	ROAD	OT		OVERALL	HOME	ROAD	OT
<b>WESTERN</b>	32-20	15-11	17-9	3-1	<b>EASTERN</b>	16-14	8-7	8-7	1-0
<b>Northwest</b>	11-7	5-4	6-3	1-0	<b>Atlantic</b>	4-6	2-3	2-3	
<b>Pacific</b>	9-7	4-4	5-3	1-0	<b>Central</b>	7-3	4-1	3-2	
<b>Southwest</b>	12-6	6-3	6-3	1-1	<b>Southeast</b>	5-5	2-3	3-2	1-0



# 2022-23 NBA INDIVIDUAL LEADERS

## SCORING AVERAGE

PLAYER, TEAM	G	FG	FT	PTS	AVG
Embiid, Phi.	66	728	661	2183	33.1
Doncic, Dal.	66	719	515	2138	32.4
Lillard, Por.	58	556	510	1866	32.2
Gilgeous-Alexander, OKC.	68	704	669	2135	31.4
G. Antetokounmpo, Mil.	63	707	498	1959	31.1
Tatum, Bos.	74	727	531	2225	30.1
Mitchell, Cle.	68	679	319	1922	28.3
Irving, Brk.-Dal.	60	594	247	1623	27.1
Brown, Bos.	67	679	263	1784	26.6
Young, Atl.	73	597	566	1914	26.2
Morant, Mem.	61	566	372	1596	26.2
Markkanen, Utah	66	571	349	1691	25.6
Randle, N.Y.	77	658	402	1936	25.1
<b>Fox, Sac.</b>	<b>73</b>	<b>682</b>	<b>343</b>	<b>1826</b>	<b>25.0</b>
LaVine, Chi.	77	673	363	1913	24.8
Edwards, Min.	79	707	319	1946	24.6
DeRozan, Chi.	74	657	456	1816	24.5
Jokic, Den.	69	646	341	1690	24.5
Siakam, Tor.	71	630	367	1720	24.2
Brunson, N.Y.	68	587	325	1633	24.0

## REBOUNDS PER GAME

PLAYER, TEAM	G	OFF	DEF	TOT	AVG
<b>Sabonis, Sac.</b>	<b>79</b>	<b>251</b>	<b>722</b>	<b>973</b>	<b>12.3</b>
Jokic, Den.	69	167	650	817	11.8
G. Antetokounmpo, Mil.	63	137	605	742	11.8
Gobert, Min.	70	231	583	814	11.6
Capela, Atl.	65	258	459	717	11.0
Vucevic, Chi.	82	159	744	903	11.0
Valanciunas, N.O.	79	225	579	804	10.2
Embiid, Phi.	66	113	557	670	10.2
Randle, N.Y.	77	141	626	767	10.0
Ayton, Pho.	67	172	495	667	10.0
Zubac, LA-C	76	236	520	756	9.9
Allen, Cle.	68	221	445	666	9.8
Portis, Mil.	70	154	518	672	9.6
Robinson, N.Y.	59	267	288	555	9.4
Looney, G.S.	82	274	486	760	9.3
Claxton, Brk.	76	184	518	702	9.2
Adebayo, Mia.	75	184	504	688	9.2
Poeltl, S.A.-Tor.	72	236	417	653	9.1
Sengun, Hou.	75	242	436	678	9.0
E. Mobley, Cle.	79	187	524	711	9.0

## ASSISTS PER GAME

PLAYER, TEAM	G	AST	AVG
Harden, Phi.	58	618	10.7
Young, Atl.	73	741	10.2
Jokic, Den.	69	678	9.8
Paul, Pho.	59	524	8.9
Morant, Mem.	61	493	8.1
Doncic, Dal.	66	529	8.0
Garland, Cle.	69	538	7.8
Westbrook, ALL totals	73	551	7.5
Holiday, Mil.	67	495	7.4
Lillard, Por.	58	425	7.3
<b>Sabonis, Sac.</b>	<b>79</b>	<b>573</b>	<b>7.3</b>
VanVleet, Tor.	69	495	7.2
D. Green, G.S.	73	500	6.8
Conley, Utah-Min.	67	450	6.7
Jones, S.A.	68	448	6.6
Dinwiddie, Dal.-Brk.	79	515	6.5
Smart, Bos.	61	382	6.3
Brunson, N.Y.	68	421	6.2
Hayes, Det.	76	470	6.2
Giddey, OKC.	76	469	6.2

## FIELD GOAL PCT

PLAYER, TEAM	FG	FGA	PCT
Claxton, Brk.	414	587	.705
Plumlee, Cha.-LA-C	329	484	.680
Gobert, Min.	360	546	.659
Capela, Atl.	350	536	.653
Allen, Cle.	403	626	.644
Okongwu, Atl.	317	497	.638
Zubac, LA-C	326	514	.634
Jokic, Den.	646	1022	.632
Poeltl, S.A.-Tor.	389	618	.629
<b>Sabonis, Sac.</b>	<b>577</b>	<b>938</b>	<b>.615</b>

## 3-PT FIELD GOAL PCT.

PLAYER, TEAM	3FG	3GA	PCT
Kennard, LA-C-Mem.	133	269	.494
Horford, Bos.	145	325	.446
D. Lee, Pho.	110	247	.445
Brogdon, Bos.	132	297	.444
Maxey, Phi.	160	369	.434
G. Harris, Orl.	94	218	.431
Curry, G.S.	273	639	.427
Harris, Brk.	142	333	.426
Hield, Ind.	288	677	.425
Kispert, Was.	163	384	.424

## FREE THROW PCT.

PLAYER, TEAM	3FG	3GA	PCT
Herro, Mia.	170	182	.934
Durant, Brk.-Pho.	307	334	.919
Curry, G.S.	257	281	.915
Lillard, Por.	510	558	.914
Gilgeous-Alexander, OKC.	669	739	.905
Murphy, N.O.	172	190	.905
Irving, Brk.-Dal.	247	273	.905
VanVleet, Tor.	254	283	.898
Bridges, Pho.-Brk.	316	353	.895
Anthony, Orl.	152	170	.894

## STEALS PER GAME

PLAYER, TEAM	G	STL	AVG
Anunoby, Tor.	67	128	1.91
Butler, Mia.	64	117	1.83
VanVleet, Tor.	69	123	1.78
Gilgeous-Alexand, OKC.	68	112	1.65
Melton, Phi.	77	126	1.64
Edwards, Min.	79	125	1.58
Trent, Tor.	66	104	1.58
Jones, N.O.	66	103	1.56
Paul, Pho.	59	91	1.54
Smart, Bos.	61	93	1.52

## BLOCKS PER GAME

PLAYER, TEAM	G	BLK	AVG
Jackson, Mem.	63	189	3.00
Claxton, Brk.	76	189	2.49
Lopez, Mil.	78	193	2.47
Kessler, Utah	74	173	2.34
Turner, Ind.	62	140	2.26
Robinson, N.Y.	59	109	1.85
Embiid, Phi.	66	112	1.70
Porzingis, Was.	65	100	1.54
E. Mobley, Cle.	79	119	1.51
Jackson, Ind.	63	93	1.48

## MINUTES PER GAME

PLAYER, TEAM	G	MIN	AVG
Siakam, Tor.	71	2652	37.4
Irving, Brk.-Dal.	60	2240	37.3
Tatum, Bos.	74	2732	36.9
Harden, Phi.	58	2135	36.8
VanVleet, Tor.	69	2535	36.7
Murray, Atl.	74	2693	36.4
Lillard, Por.	58	2107	36.3
DeRozan, Chi.	74	2682	36.2
Doncic, Dal.	66	2391	36.2
Edwards, Min.	79	2842	36.0

## MINIMUMS FOR THE LEADERS:

Scoring Average: 70% Games (58 in 82-game season)  
 Rebounds Per Game: 70% Games (58 in 82-game season)  
 Field Goal Percentage: 300 FG Made  
 Free Throw Percentage: 125 FT Made  
 3-Point FG Percentage: 82 3-Pt. FG Made  
 Assists Per Game: 70% Games (58 in 82-game season)  
 Steals Per Game: 70% Games (58 in 82-game season)  
 Blocks Per Game: 70% Games (58 in 82-game season)  
 Minutes Per Game: 70% Games (58 in 82-game season)

# 2022-23 NBA INDIVIDUAL ROOKIE LEADERS

## SCORING AVERAGE

PLAYER, TEAM	G	FG	FT	PTS	AVG
Banchero, Orl.	72	479	394	1437	20.0
Mathurin, Ind.	78	413	376	1302	16.7
Ivey, Det.	74	409	266	1204	16.3
Jal. Williams, OKC.	75	414	155	1056	14.1
Smith, Hou.	79	364	162	1010	12.8
<b>Murray, Sac.</b>	<b>80</b>	<b>354</b>	<b>62</b>	<b>976</b>	<b>12.2</b>
Sochan, S.A.	56	250	81	614	11.0
Branham, S.A.	66	269	58	673	10.2
Sharpe, Por.	80	306	75	789	9.9
Nembhard, Ind.	75	284	49	709	9.5
Eason, Hou.	82	296	109	760	9.3
Kessler, Utah	74	298	82	679	9.2
Duren, Det.	67	258	96	612	9.1
Williams, Cha.	43	160	67	387	9.0
Griffin, Atl.	72	248	42	639	8.9
Hardy, Dal.	48	146	65	420	8.8
Agbaji, Utah	59	165	56	467	7.9
Roddy, Mem.	70	180	41	466	6.7
Fontecchio, Utah	52	115	35	328	6.3
Jay. Williams, OKC.	49	102	38	288	5.9

## REBOUNDS PER GAME

PLAYER, TEAM	G	OFF	DEF	TOT	AVG
Duren, Det.	67	229	366	595	8.9
Kessler, Utah	74	231	389	620	8.4
Smith, Hou.	79	122	447	569	7.2
Williams, Cha.	43	93	211	304	7.1
Banchero, Orl.	72	84	413	497	6.9
Eason, Hou.	82	195	301	496	6.0
Sochan, S.A.	56	95	200	295	5.3
Jay. Williams, OKC.	49	44	197	241	4.9
<b>Murray, Sac.</b>	<b>80</b>	<b>89</b>	<b>282</b>	<b>371</b>	<b>4.6</b>
Jal. Williams, OKC.	75	84	253	337	4.5
Mathurin, Ind.	78	87	231	318	4.1
O. Robinson, Mia.	31	48	78	126	4.1
Ivey, Det.	74	73	215	288	3.9
Daniels, N.O.	59	36	152	188	3.2
Sharpe, Por.	80	63	173	236	3.0
Koloko, Tor.	58	84	87	171	2.9
Roddy, Mem.	70	50	143	193	2.8
Branham, S.A.	66	28	153	181	2.7
Dieng, OKC.	39	19	86	105	2.7
Nembhard, Ind.	75	35	164	199	2.7

## ASSISTS PER GAME

PLAYER, TEAM	G	AST	AVG
Ivey, Det.	74	387	5.2
Nembhard, Ind.	75	341	4.5
Banchero, Orl.	72	269	3.7
Jal. Williams, OKC.	75	248	3.3
Wesley, S.A.	37	98	2.6
Sochan, S.A.	56	142	2.5
Daniels, N.O.	59	134	2.3
Branham, S.A.	66	127	1.9
Chandler, Mem.	36	58	1.6
Jay. Williams, OKC.	49	76	1.6
Washington, Hou.	31	47	1.5
Mathurin, Ind.	78	116	1.5
Hardy, Dal.	48	65	1.4
Smith, Hou.	79	101	1.3
<b>Murray, Sac.</b>	<b>80</b>	<b>98</b>	<b>1.2</b>
Dieng, OKC.	39	46	1.2
Sharpe, Por.	80	94	1.2
McGowens, Cha.	46	54	1.2
Agbaji, Utah	59	67	1.1
Duren, Det.	67	75	1.1

## FIELD GOAL PCT

PLAYER, TEAM	FG	FGA	PCT
Kessler, Utah	298	414	.720
Duren, Det.	258	398	.648
Williams, Cha.	160	251	.637
Jal. Williams, OKC.	414	794	.521
Sharpe, Por.	306	648	.472
Griffin, Atl.	248	533	.465
Sochan, S.A.	250	552	.453
<b>Murray, Sac.</b>	<b>354</b>	<b>782</b>	<b>.453</b>
Eason, Hou.	296	660	.448
Nembhard, Ind.	284	644	.441

## 3-PT FIELD GOAL PCT.

PLAYER, TEAM	3FG	3GA	PCT
Green, Mil.	44	105	.419
<b>Murray, Sac.</b>	<b>206</b>	<b>501</b>	<b>.411</b>
Jay. Williams, OKC.	46	113	.407
Hardy, Dal.	63	156	.404
Griffin, Atl.	101	259	.390
Sharpe, Por.	102	283	.360
Jal. Williams, OKC.	73	205	.356
Agbaji, Utah	81	228	.355
Nembhard, Ind.	92	263	.350
Eason, Hou.	59	172	.343

## FREE THROW PCT.

PLAYER, TEAM	FT	FTA	PCT
Mathurin, Ind.	376	454	.828
Hardy, Dal.	65	79	.823
Jal. Williams, OKC.	155	191	.812
Smith, Hou.	162	206	.786
Eason, Hou.	109	145	.752
Ivey, Det.	266	356	.747
Banchero, Orl.	394	534	.738
Sharpe, Por.	75	105	.714
Sochan, S.A.	81	116	.698
Williams, Cha.	67	97	.691

## STEALS PER GAME

PLAYER, TEAM	G	STL	AVG
Jal. Williams, OKC.	75	103	1.37
Eason, Hou.	82	96	1.17
Nembhard, Ind.	75	70	0.93
Banchero, Orl.	72	60	0.83
Ivey, Det.	74	61	0.82
Sochan, S.A.	56	43	0.77
<b>Murray, Sac.</b>	<b>80</b>	<b>61</b>	<b>0.76</b>
Daniels, N.O.	59	43	0.73
Wesley, S.A.	37	25	0.68
Duren, Det.	67	44	0.66

## BLOCKS PER GAME

PLAYER, TEAM	G	BLK	AVG
Kessler, Utah	74	173	2.34
Williams, Cha.	43	45	1.05
Koloko, Tor.	58	57	0.98
Smith, Hou.	79	74	0.94
Duren, Det.	67	59	0.88
Eason, Hou.	82	47	0.57
Banchero, Orl.	72	39	0.54
<b>Murray, Sac.</b>	<b>80</b>	<b>42</b>	<b>0.53</b>
Jal. Williams, OKC.	75	35	0.47
Sochan, S.A.	56	23	0.41

## MINUTES PER GAME

PLAYER, TEAM	G	MIN	AVG
Banchero, Orl.	72	2430	33.7
Ivey, Det.	74	2304	31.1
Smith, Hou.	79	2451	31.0
Jal. Williams, OKC.	75	2276	30.3
<b>Murray, Sac.</b>	<b>80</b>	<b>2382</b>	<b>29.8</b>
Mathurin, Ind.	78	2222	28.5
Nembhard, Ind.	75	2074	27.6
Sochan, S.A.	56	1458	26.0
Duren, Det.	67	1670	24.9
Branham, S.A.	66	1550	23.5

## MINIMUMS FOR ROOKIE LEADERS:

Scoring Average: 35% Games (29 in 82-game season)  
 Rebounds Per Game: 35% Games (29 in 82-game season)  
 Field Goal Percentage: 150 FG Made  
 Free Throw Percentage: 75 FT Made  
 3-Point, FG Percentage: 41 3-Pt. FG Made  
 Assists Per Game: 35% Games (29 in 82-game season)  
 Steals Per Game: 35% Games (29 in 82-game season)  
 Blocks Per Game: 35% Games (29 in 82-game season)  
 Minutes Per Game: 35% Games (29 in 82-game season)

# 2022-23 TEAM RANKINGS

## TEAMS' STATISTICS, RANK WITHIN LEAGUE

	ATL	BOS	BRK	CHA	CHI	CLE	DAL	DEN	DET	GS	HOU	IND	LAC	LAL	MEM	MIA	MIL	MIN	NO	NY	OKC	ORL	PHI	PHO	POR	SAC	SA	TOR	UTA	WAS
Points/game	3	4	20	27	22	25	16	12	29	2	28	10	18	6	9	30	8	13	15	11	5	26	14	17	19	1	23	24	7	21
FG pct.	9	14	7	29	4	5	15	1	30	12	28	22	13	10	16	26	19	3	11	20	24	21	6	23	17	2	25	27	18	8
FT pct.	3	4	7	27	5	19	23	26	21	9	25	13	18	20	30	2	29	4	11	22	6	16	1	10	8	12	28	17	14	15
3-pt FG pct.	21	6	5	29	16	12	8	4	22	2	30	11	3	25	23	27	10	13	15	19	17	24	1	7	14	9	26	28	20	18
Off. Reb./gm	9	20t	29	12	28	22	30	17	10	14	1	16	19	18	4	20t	11	26	13	3	8	15	27	5	24	23	7	2	6	25
Def. Reb./gm	12	3	20	10	9	25	27	15t	26	6t	17	24	11	2	4	29	1	18	13	8	21	14	22	19	28	15t	23	30	6t	5
Rebounds/game	10	7	29	9	22	25	30	19	21	8	4	24	17	6	2	27	1	23	13	3	14	16	26	11	28	20	12	18	5	15
Assists/game	18	7	13	17	20	19	28t	2	27	1	30	6	24	15	9	25	12	5	11	28t	21	26	16	4	22	3	5	23	10	14
Steals/game	18t	27t	16t	9	7	15	29	11	20t	14	13	10	18t	26	3	6	27t	5	2	25	4	12	8	16t	24	20t	22	1	30	23
Turnovers/gm	3	7	14	17	8	6	2	20	25	30	29	23	18	15	12	9t	22	27	21	4	5	24	13	11	19	9t	26	1	28	16
Blocks/gm	12	6	1	8	19	14	28	20	27	25	18	2	21	16	3	30	11	4	24	23	22	15	13	5	17	29	26	9t	7	9t
Pers.Fouls/gm	6	7	25	17	8	9	23	4	30	28	21t	27	10	1	14t	3	2	29	20	18	24	16	19	26	14t	11	12	13	21t	5
DQ/game	13t	2	22t	15t	5	3t	10t	1	26t	19t	22t	29t	6t	3t	26t	6t	6t	29t	13t	26t	15t	22t	6t	10t	10t	15t	19t	22t	15t	19t

## OPPONENTS' STATISTICS, RANK WITHIN LEAGUE

	ATL	BOS	BRK	CHA	CHI	CLE	DAL	DEN	DET	GS	HOU	IND	LAC	LAL	MEM	MIA	MIL	MIN	NO	NY	OKC	ORL	PHI	PHO	POR	SAC	SA	TOR	UTA	WAS
Points/game	26	5	10	22	7	1	16	8	27	21	28	29	12	20	11	2	14	18	9	13	19	15	3	6	23	25	30	4	24	17
FG pct.	25	5	4	19	8	7	24	20	26	9	21	23	16	10	1	22	2	11	12	3	17	18	13	6	28	29	30	27	15	14
FT pct.	30	3	2	25	13	19	15	9	12	4	24	29	7	8	22	16	10	1	14	18	6	26	17	20	21	23	5	27	11	28
3-pt FG pct.	10	4	21	14	13	23	7	3	16	18	27	25	19	2	9	22	8	24	1	12	15	6	5	11	29	26	30	28	17	20
Off. Reb./gm	17	8	28	22	5	9	10t	12	23	20	16	30	13	25	24	1	19	27	6	10t	29	3	4	14	15	7	18	2	26	21
Def. Reb./gm	21	26t	22	30	23	3	28	1	24	11	2	17	14	25	19	15	20	18	6	5	29	10	4	12	13	9	26t	16	7	8
Rebounds/game	19	18	27	29	16	3	23t	1	23t	15	4	28	13	25	21	6	20	22	5	7	30	8	2	11	14	9	26	10	17	12
Assists/game	22t	2	4	21	22t	1	8t	16	18	17	24	26	11	15	27	14	5	12	8t	13	20	19	6	3	30	28	29	25	10	7
Steals/game	18	5	11t	10	6	11t	3	25t	20	25t	30	27	23t	19	7	8	13	29	17	2	9	21	4	15	23t	16	28	1	22	14
Turnovers/gm	16	26	18	12	8	4	23	21	19t	13	22	7	24	27	6	3	30	5	9	25	1	10	14	11	19t	15	17	2	28	29
Blocks/gm	21	4	3	29	18	13	2	11	27	6	30	26	10	23	24	1	5	8	17	14	28	22	16	7	12	9	25	15	19	20
Pers.Fouls/gm	19	25	28	13	27	10t	1	23	3	30	6	14	20t	2	16	17	26	15	12	5	10t	7	20t	18	8t	4	29	22	8t	24
DQ/game	15t	15t	28t	25t	15t	8t	15t	20t	11	27	5t	3t	20t	1t	3t	12t	20t	12t	1t	8t	19	20t	20t	30	12t	5t	28t	5t	8t	25t

## COMBINATION TEAM/OPPONENT STATISTICS, RANK WITHIN LEAGUE

	ATL	BOS	BRK	CHA	CHI	CLE	DAL	DEN	DET	GS	HOU	IND	LAC	LAL	MEM	MIA	MIL	MIN	NO	NY	OKC	ORL	PHI	PHO	POR	SAC	SA	TOR	UTA	WAS
Pts/game/diff.	18	1	15	27	13	2	19	6	29	11	28	25	17	16	4	21	5	20	10	7	14	24	3	9	26	8	30	12	22	23
Off. Reb. Pct.	8	25	29	16	28	17	30	11	10	14	1	18	19	20	6	21	9	27	12	2	13	15	26	5	24	22	7	3	4	23
Def. Reb. Pct.	19	1	28	22	2	14	21	12	27	16	20	30	11	13	18	5	3	26	6	9	29	4	8	17	25	7	24	10	23	15
Total Reb. Pct.	11	12	30	19	24	17	29	10	21	14	1	28	18	20	6	15	4	27	7	2	25	9	22	5	26	16	13	3	8	23











# 2022-23 NBA TEAM STATISTICS

## Points off Turnovers / Per Game / Points by Team

Team	PTS Off TO	Per Game	Percent of Total	Total Points	Games	Total/Game
Toronto	1716	20.927	18.543	9254	82	112.854
Oklahoma City	1693	20.646	17.575	9633	82	117.476
Cleveland	1592	19.415	17.295	9205	82	112.256
Chicago	1504	18.341	16.214	9276	82	113.122
Miami	1499	18.280	16.698	8977	82	109.476
New Orleans	1495	18.232	15.942	9378	82	114.366
Minnesota	1470	17.927	15.483	9494	82	115.780
Memphis	1454	17.732	15.166	9587	82	116.915
Philadelphia	1445	17.622	15.294	9448	82	115.220
Sacramento	1442	17.585	14.569	8998	82	120.707
Orlando	1435	17.500	15.707	9136	82	111.415
Golden State	1434	17.488	14.703	9753	82	118.939
Charlotte	1425	17.378	15.663	9098	82	110.951
Indiana	1407	17.159	14.756	9535	82	116.280
Phoenix	1405	17.134	15.077	9319	82	113.646
Atlanta	1395	17.012	14.365	9711	82	118.427
Brooklyn	1351	16.476	14.535	9295	82	113.354
Portland	1336	16.293	14.367	9299	82	113.402
Denver	1313	16.012	13.828	9495	82	115.793
Dallas	1310	15.976	13.987	9366	82	114.220
Detroit	1310	15.976	14.483	9045	82	110.305
L.A. Clippers	1309	15.963	14.054	9314	82	113.585
Boston	1308	15.951	13.525	9671	82	117.939
San Antonio	1297	15.817	13.993	9269	82	113.037
New York	1286	15.683	13.517	9514	82	116.024
Houston	1275	15.549	14.040	9081	82	110.744
Utah	1253	15.280	13.052	9600	82	117.073
Washington	1218	14.854	13.126	9279	82	113.159
L.A. Lakers	1157	14.110	12.042	9608	82	117.171
Milwaukee	1126	13.732	11.743	9589	82	116.939
<b>TOTALS</b>	<b>41660</b>	<b>16.935</b>	<b>14.766</b>	<b>282127</b>	<b>2460</b>	<b>114.686</b>

## Points off Turnovers / Per Game / Points by Opponents

Team	PTS Off TO	Per Game	Percent of Total	Total Points	Games	Total/Game
Toronto	1189	14.500	13.019	9133	82	111.378
Oklahoma City	1225	14.939	12.835	9544	82	116.390
Dallas	1229	14.988	13.130	9360	82	114.146
New York	1256	15.317	13.543	9274	82	113.098
Boston	1262	15.390	13.813	9136	82	111.415
Cleveland	1274	15.537	14.537	8764	82	106.878
Chicago	1279	15.598	13.948	9170	82	111.829
Memphis	1281	15.622	13.828	9264	82	112.976
Atlanta	1286	15.683	13.276	9687	82	118.134
Miami	1306	15.927	14.506	9003	82	109.793
Phoenix	1321	16.110	14.439	9149	82	111.573
Sacramento	1335	16.280	13.790	9681	82	118.061
Philadelphia	1354	16.512	14.889	9094	82	110.902
Milwaukee	1361	16.598	14.649	9291	82	113.305
Brooklyn	1369	16.695	14.840	9225	82	112.500
Charlotte	1387	16.915	14.433	9610	82	117.195
Washington	1388	16.927	14.801	9378	82	114.366
L.A. Lakers	1396	17.024	14.601	9561	82	116.598
Denver	1427	17.402	15.474	9222	82	112.463
Minnesota	1450	17.683	15.268	9497	82	115.817
Portland	1456	17.756	15.123	9628	82	117.415
New Orleans	1477	18.012	16.014	9223	82	112.476
Detroit	1482	18.073	15.248	9719	82	118.524
L.A. Clippers	1485	18.110	16.014	9273	82	113.085
Orlando	1498	18.268	16.028	9346	82	113.976
Indiana	1507	18.378	15.384	9796	82	119.463
Utah	1532	18.683	15.831	9677	82	118.012
San Antonio	1560	19.024	15.458	10092	82	123.073
Golden State	1599	19.500	16.648	9605	82	117.134
Houston	1689	20.598	17.368	9725	82	118.598
<b>TOTALS</b>	<b>124980</b>	<b>16.935</b>	<b>14.766</b>	<b>846381</b>	<b>7380</b>	<b>114.686</b>

## Points off Turnovers / Percentage of Total Points / Points by Team

Team	PTS Off TO	Per Game	Percent of Total	Total Points	Games	Total/Game
Toronto	1716	20.927	18.543	9254	82	112.854
Oklahoma City	1693	20.646	17.575	9633	82	117.476
Cleveland	1592	19.415	17.295	9205	82	112.256
Miami	1499	18.280	16.698	8977	82	109.476
Chicago	1504	18.341	16.214	9276	82	113.122
New Orleans	1495	18.232	15.942	9378	82	114.366
Orlando	1435	17.500	15.707	9136	82	111.415
Charlotte	1425	17.378	15.663	9098	82	110.951
Minnesota	1470	17.927	15.483	9494	82	115.780
Philadelphia	1445	17.622	15.294	9448	82	115.220
Memphis	1454	17.732	15.166	9587	82	116.915
Phoenix	1405	17.134	15.077	9319	82	113.646
Indiana	1407	17.159	14.756	9535	82	116.280
Golden State	1434	17.488	14.703	9753	82	118.939
Sacramento	1442	17.585	14.569	8998	82	120.707
Brooklyn	1351	16.476	14.535	9295	82	113.354
Detroit	1310	15.976	14.483	9045	82	110.305
Portland	1336	16.293	14.367	9299	82	113.402
Atlanta	1395	17.012	14.365	9711	82	118.427
L.A. Clippers	1309	15.963	14.054	9314	82	113.585
Houston	1275	15.549	14.040	9081	82	110.744
San Antonio	1297	15.817	13.993	9269	82	113.037
Dallas	1310	15.976	13.987	9366	82	114.220
Denver	1313	16.012	13.828	9495	82	115.793
Boston	1308	15.951	13.525	9671	82	117.939
New York	1286	15.683	13.517	9514	82	116.024
Washington	1218	14.854	13.126	9279	82	113.159
Utah	1253	15.280	13.052	9600	82	117.073
L.A. Lakers	1157	14.110	12.042	9608	82	117.171
Milwaukee	1126	13.732	11.743	9589	82	116.939
<b>TOTALS</b>	<b>83320</b>	<b>16.935</b>	<b>14.766</b>	<b>564254</b>	<b>4920</b>	<b>114.686</b>

## Points off Turnovers / Percentage of Total Points / Points by Opponents

Team	PTS Off TO	Per Game	Percent of Total	Total Points	Games	Total/Game
Oklahoma City	1225	14.939	12.835	9544	82	116.390
Toronto	1189	14.500	13.019	9133	82	111.378
Dallas	1229	14.988	13.130	9360	82	114.146
Atlanta	1286	15.683	13.276	9687	82	118.134
New York	1256	15.317	13.543	9274	82	113.098
Sacramento	1335	16.280	13.790	9681	82	118.061
Boston	1262	15.390	13.813	9136	82	111.415
Memphis	1281	15.622	13.828	9264	82	112.976
Chicago	1279	15.598	13.948	9170	82	111.829
Charlotte	1387	16.915	14.433	9610	82	117.195
Phoenix	1321	16.110	14.439	9149	82	111.573
Miami	1306	15.927	14.506	9003	82	109.793
Cleveland	1274	15.537	14.537	8764	82	106.878
L.A. Lakers	1396	17.024	14.601	9561	82	116.598
Milwaukee	1361	16.598	14.649	9291	82	113.305
Washington	1388	16.927	14.801	9378	82	114.366
Brooklyn	1369	16.695	14.840	9225	82	112.500
Philadelphia	1354	16.512	14.889	9094	82	110.902
Portland	1456	17.756	15.123	9628	82	117.415
Detroit	1482	18.073	15.248	9719	82	118.524
Minnesota	1450	17.683	15.268	9497	82	115.817
Indiana	1507	18.378	15.384	9796	82	119.463
San Antonio	1560	19.024	15.458	10092	82	123.073
Denver	1427	17.402	15.474	9222	82	112.463
Utah	1532	18.683	15.831	9677	82	118.012
L.A. Clippers	1485	18.110	16.014	9273	82	113.085
New Orleans	1477	18.012	16.014	9223	82	112.476
Orlando	1498	18.268	16.028	9346	82	113.976
Golden State	1599	19.500	16.648	9605	82	117.134
Houston	1689	20.598	17.368	9725	82	118.598
<b>TOTALS</b>	<b>166640</b>	<b>16.935</b>	<b>14.766</b>	<b>1128508</b>	<b>9840</b>	<b>114.686</b>



# 2022-23 NBA ATTENDANCE

TEAM	HOME GAMES ATTENDANCE			ROAD GAMES ATTENDANCE		
	G	TOTAL	AVG	G	TOTAL	AVG
Atlanta Hawks	41	719,787	17,556	41	740,177	18,053
Boston Celtics	41	785,396	19,156	41	772,066	18,831
Brooklyn Nets	41	724,439	17,669	41	750,800	18,312
Charlotte Hornets	41	702,052	17,123	41	739,344	18,033
Chicago Bulls	41	841,632	20,528	41	747,996	18,244
Cleveland Cavaliers	41	796,712	19,432	41	741,821	18,093
Dallas Mavericks	41	827,282	20,178	41	743,677	18,138
Denver Nuggets	41	788,635	19,235	41	722,748	17,628
Detroit Pistons	41	759,715	18,530	41	732,509	17,866
Golden State Warriors	41	740,624	18,064	41	807,969	19,707
Houston Rockets	41	668,865	16,314	41	724,777	17,677
Indiana Pacers	41	641,562	15,648	41	733,937	17,901
Los Angeles Clippers	41	720,543	17,574	41	722,652	17,626
Los Angeles Lakers	41	763,168	18,614	41	769,874	18,777
Memphis Grizzlies	41	707,836	17,264	41	744,666	18,163
Miami Heat	41	807,190	19,688	41	753,129	18,369
Milwaukee Bucks	41	718,786	17,531	41	750,138	18,296
Minnesota Timberwolves	41	687,510	16,769	41	717,468	17,499
New Orleans Pelicans	41	687,691	16,773	41	738,885	18,022
New York Knickerbockers	41	795,110	19,393	41	757,168	18,468
Oklahoma City Thunder	41	636,903	15,534	41	737,091	17,978
Orlando Magic	41	728,405	17,766	41	739,973	18,048
Philadelphia 76ers	41	839,261	20,470	41	734,346	17,911
Phoenix Suns	41	699,911	17,071	41	750,057	18,294
Portland Trail Blazers	41	767,374	18,716	41	729,667	17,797
Sacramento Kings	41	715,491	17,451	41	718,899	17,534
San Antonio Spurs	41	694,434	16,937	41	723,645	17,65
Toronto Raptors	41	811,261	19,787	41	727,994	17,756
Utah Jazz	41	746,446	18,206	41	733,128	17,881
Washington Wizards	41	710,481	17,329	41	727,901	17,754
<b>TOTALS</b>	<b>1230</b>	<b>22,234,502</b>	<b>18,077</b>	<b>1230</b>	<b>22,234,502</b>	<b>18,077</b>





## SINGLE-GAME HIGHS / PLAYERS

Minutes -- 55, Quickley, NY at BOS, 3/5 (2 OT)  
 Minutes -- 48, V. Williams, MEM at OKC, 4/9  
 Field Goals -- 22, Mitchell, CLE vs. CHI, 1/2 (OT)  
 Field Goals -- 22, Davis, LAL at WAS, 12/4  
 Field Goals -- 22, Lillard, POR vs. HOU, 2/26  
 FG Attempts -- 39, G. Antetokounmpo, MIL at CHI, 12/28 (OT)  
 FG Attempts -- 39, Thompson, GS vs. ATL, 1/2 (2 OT)  
 FG Attempts -- 39, G. Antetokounmpo, MIL vs. LAC, 2/2  
 3-Pt. Field Goals -- 13, Lillard, POR vs. HOU, 2/26  
 3-Pt. FG Attempts -- 22, Lillard, POR vs. HOU, 2/26  
 Free Throws -- 23, Butler, MIA vs. OKC, 1/10  
 FT Attempts -- 28, Grant, POR at NY, 11/25 (OT)  
 FT Attempts -- 24, Embiid, PHI vs. UTA, 11/13  
 FT Attempts -- 24, G. Antetokounmpo, MIL at PHO, 3/14  
 Off. Rebounds -- 14, Robinson, NY vs. IND, 4/9  
 Def. Rebounds -- 20, Jokic, DEN vs. CHA, 12/18  
 Rebounds -- 29, Zubac, LAC vs. IND, 11/27  
 Assists -- 21, Harden, PHI vs. LAC, 12/23  
 Steals -- 7, Melton, PHI vs. LAL, 12/9 (OT)  
 Steals -- 7, Russell, MIN vs. LAL, 10/28  
 Turnovers -- 12, G. Antetokounmpo, MIL at TOR, 1/4 (OT)  
 Turnovers -- 10, (4 times, most recently) Young, ATL vs. MIA, 1/16  
 Blocks -- 9, Lopez, MIL vs. BKN, 3/9  
 Points -- 71, Mitchell, CLE vs. CHI, 1/2 (OT)  
 Points -- 71, Lillard, POR vs. HOU, 2/26

## SINGLE-GAME HIGHS AND LOWS / TEAMS

Field Goals -- 65, Sacramento, at LAC, 2/24 (2 OT)  
 Field Goals -- 58, (5 times, most recently) Golden State, at POR, 4/9  
 Fewest Field Goals -- 28, (3 times, most recently) Indiana, vs. MIA, 12/12  
 FG Attempts -- 121, Golden State, vs. ATL, 1/2 (2 OT)  
 FG Attempts -- 112, Memphis, vs. LAL, 2/28  
 Fewest FG Attempts -- 64, L.A. Clippers, at DAL, 11/15  
 Field Goal Pct. -- .655, Minnesota, vs. CHI, 12/18  
 Lowest Field Goal Pct. -- .304, Dallas, vs. HOU, 11/16  
 3-Pt. Field Goals -- 27, Boston, at NY, 11/5  
 3-Pt. Field Goals -- 27, Golden State, at POR, 4/9  
 3-Pt. FG Attempts -- 61, Dallas, at NY, 12/3  
 3-Pt. FG Pct. -- .636, Brooklyn, vs. GS, 12/21  
 3-Pt. FG Pct. -- .636, Memphis, vs. SA, 1/11  
 Free Throws -- 40, Miami, vs. OKC, 1/10  
 Free Throws -- 40, Oklahoma City, vs. HOU, 2/15  
 Fewest Free Throws -- 2, Phoenix, at MIA, 11/14  
 FT Attempts -- 51, Portland, at NY, 11/25 (OT)  
 FT Attempts -- 47, Oklahoma City, vs. HOU, 2/15  
 Fewest FT Attempts -- 4, Phoenix, at MIA, 11/14  
 Free Throw Pct. -- 1.000, (24 times, most recently) Golden State, at DEN, 4/2  
 Lowest Free Throw Pct. -- .333, Milwaukee, at BKN, 2/28  
 Off. Rebounds -- 29, Brooklyn, at IND, 12/10  
 Fewest Off. Rebounds -- 0, Minnesota, vs. SA, 10/26  
 Def. Rebounds -- 60, Milwaukee, at TOR, 1/4 (OT)  
 Def. Rebounds -- 56, San Antonio, at DAL, 4/9  
 Fewest Def. Rebounds -- 16, Indiana, at WAS, 2/11  
 Rebounds -- 73, Milwaukee, at TOR, 1/4 (OT)  
 Rebounds -- 69, San Antonio, at DAL, 4/9  
 Fewest Rebounds -- 23, Miami, at TOR, 11/16  
 Assists -- 47, Golden State, at POR, 4/9  
 Fewest Assists -- 12, (3 times, most recently) Orlando, at PHI, 2/1  
 Personal Fouls -- 35, New York, vs. POR, 11/25 (OT)  
 Personal Fouls -- 35, Indiana, at UTA, 12/2  
 Fewest Personal Fouls -- 8, Miami, vs. MIL, 1/12  
 Steals -- 18, Sacramento, at LAC, 2/24 (2 OT)  
 Steals -- 17, Milwaukee, vs. DET, 11/2  
 Steals -- 17, New Orleans, at MIA, 1/22  
 Turnovers -- 28, Milwaukee, at TOR, 1/4 (OT)  
 Turnovers -- 27, (4 times, most recently) Phoenix, at TOR, 12/30  
 Fewest Turnovers -- 2, L.A. Lakers, vs. HOU, 1/16  
 Blocks -- 19, Houston, at DAL, 11/16  
 Points -- 176, Sacramento, at LAC, 2/24 (2 OT)  
 Points -- 157, Golden State, at POR, 4/9  
 Fewest Points -- 80, Portland, vs. SAC, 3/29  
 Fewest Points -- 75, (3 times, most recently) Sacramento, at BOS, 1/25

# 2022-23 NBA AWARD WINNERS

**Kia NBA Finals Most Valuable Player Award:** Nikola Jokic, Denver Nuggets  
**KIA NBA Most Valuable Player Award:** Joel Embiid, Philadelphia 76ers  
**Kia NBA Rookie of the Year Award:** Paolo Banchero, Orlando Magic  
**Kia NBA Most Improved Player:** Lauri Markkanen, Utah Jaz  
**Kia NBA Defensive Player of the Year Award:** Jaren Jackson Jr., Memphis Grizzlies  
**Kia NBA Sixth Man Award:** Malcolm Brogdon, Boston Celtics  
**NBA Coach of the Year:** Mike Brown, Sacramento Kings  
**NBA Basketball Executive Of the Year:** Monte McNair, Sacramento Kings  
**Twyman-Stokes Teammate of the Year:** Jrue Holiday, Milwaukee Bucks  
**NBA Sportsmanship Award:** Mike Conley, Minnesota Timberwolves  
**Kareem Abdul-Jabbar Social Justice Champion:** Stephen Curry, Golden State Warriors  
**NBA Hustle Award:** Marcus Smart, Boston Celtics

## ALL NBA TEAM

### 2022-23 ALL-NBA FIRST TEAM

POSITION	PLAYER, TEAM	1ST TEAM VOTES (5 POINTS)	2ND TEAM VOTES (3 POINTS)	3RD TEAM VOTES (1 POINT)	TOTAL POINTS	ALL-NBA SELECTIONS
Forward	Giannis Antetokounmpo, Milwaukee	100	0	0	500	7 (five 1st, two 2nd)
Forward	Jayson Tatum, Boston	92	8	0	484	3 (two 1st, one 3rd)
Center	Joel Embiid, Philadelphia	87	13	0	474	5 (one 1st, four 2nd)
Guard	Shai Gilgeous-Alexander, Oklahoma City	63	29	5	407	1 (one 1st)
Guard	Luka Doncic, Dallas	60	33	4	403	4 (four 1st)

### 2022-23 ALL-NBA SECOND TEAM

POSITION	PLAYER, TEAM	1ST TEAM VOTES (5 POINTS)	2ND TEAM VOTES (3 POINTS)	3RD TEAM VOTES (1 POINT)	TOTAL POINTS	ALL-NBA SELECTIONS
Center	Nikola Jokic, Denver	32	68	0	364	5 (three 1st, two 2nd)
Guard	Donovan Mitchell, Cleveland	45	36	16	349	1 (one 2nd)
Guard	Stephen Curry, Golden State	17	20	43	188	9 (four 1st, four 2nd, one 3rd)
Forward	Jimmy Butler, Miami	1	52	21	182	5 (one 2nd, four 3rd)
Forward	Jaylen Brown, Boston	1	45	29	169	1 (one 2nd)

### 2022-23 ALL-NBA THIRD TEAM

POSITION	PLAYER, TEAM	1ST TEAM VOTES (5 POINTS)	2ND TEAM VOTES (3 POINTS)	3RD TEAM VOTES (1 POINT)	TOTAL POINTS	ALL-NBA SELECTIONS
Center	Domantas Sabonis, Sacramento	0	26	69	147	1 (one 3rd)
Guard	De'Aaron Fox, Sacramento	1	33	40	144	1 (one 3rd)
Guard	Damian Lillard, Portland	0	36	29	137	7 (one 1st, four 2nd, two 3rd)
Forward	Julius Randle, New York	0	30	35	125	2 (one 2nd, one 3rd)
Forward	LeBron James, L.A. Lakers	0	16	33	81	19 (13 1st, three 2nd, three 3rd)

## ALL NBA DEFENSIVE TEAM

### 2022-23 NBA ALL-DEFENSIVE FIRST TEAM

POSITION	PLAYER, TEAM	1ST TEAM VOTES (2 POINTS)	2ND TEAM VOTES (1 POINT)	TOTAL POINTS	ALL-DEFENSIVE SELECTIONS
Forward	Jaren Jackson Jr. Memphis	96	3	195	2 (two 1st)
Guard	Jrue Holiday, Milwaukee	94	4	192	5 (two 1st, two 2nd)
Center	Brook Lopez, Milwaukee	85	11	181	2 (one 1st, one 2nd)
Forward	Evan Mobley, Cleveland	49	34	132	1 (one 1st)
Guard	Alez Caruso, Chicago	50	25	125	1 (one 1st)

### 2022-23 NBA ALL-DEFENSIVE SECOND TEAM

POSITION	PLAYER, TEAM	1ST TEAM VOTES (2 POINTS)	2ND TEAM VOTES (1 POINT)	TOTAL POINTS	ALL-DEFENSIVE SELECTIONS
Guard	Derrick White, Boston	24	51	99	1 (one 2nd)
Forward	Draymond Green, Golden State	21	47	89	8 (four 1st, four 2nd)
Forward	O.G. Anunoby, Toronto	14	53	81	1 (one 2nd)
Guard	Dillon Brooks, Memphis	4	46	54	1 (one 2nd)
Center	Bam Adebayo, Miami	13	27	53	4 (four 2nd)

## NBA ALL-ROOKIE TEAM

### 2022-23 NBA ALL-ROOKIE FIRST TEAM

PLAYER, TEAM	1ST TEAM VOTES (2 POINTS)	2ND TEAM VOTES (1 POINT)	TOTAL POINTS
Paolo Banchero, Orlando	100	0	200
Jalen Williams, Oklahoma City	99	1	199
Walker Kessler, Utah	95	5	195
Keegan Murray, Sacramento	88	9	185
Bennedict Mathurin, Indiana	71	28	170

### 2022-23 NBA ALL-ROOKIE SECOND TEAM

PLAYER, TEAM	1ST TEAM VOTES (2 POINTS)	2ND TEAM VOTES (1 POINT)	TOTAL POINTS
Jaden Ivey, Detroit	43	56	145
Jalen Duren, Detroit	0	85	85
Jabari Smith Jr., Houston	1	70	72
Jeremy Sochan, San Antonio	0	66	66
Tari Eason, Houston	2	43	47



## 2022-23 MONTHLY AWARD WINNERS

### Players of the Month

**March & April:** Joel Embiid, Philadelphia 76ers (Eastern); Anthony Davis, Los Angeles Lakers (Western)

**February:** Jalen Brunson, New York Knicks (Eastern); Nikola Jokic, Denver Nuggets (Western)

**January:** Joel Embiid, Philadelphia 76ers (Eastern); Nikola Jokic, Denver Nuggets (Western)

**December:** Joel Embiid, Philadelphia 76ers (Eastern); Luka Doncic (Western)

**October/November:** Jayson Tatum, Boston Celtics (Eastern); Devin Booker, Phoenix Suns (Western)

### Coaches of the Month

**March & April:** Doc Rivers, Philadelphia 76ers (Eastern); Taylor Jenkins, Memphis Grizzlies (Western)

**February:** Mike Budenholzer, Milwaukee Bucks (Eastern); **Mike Brown, Sacramento Kings (Western)**

**January:** Doc Rivers, Philadelphia 76ers (Eastern); Michael Malone, Denver Nuggets (Western)

**December:** Jacque Vaughn, Brooklyn Nets (Eastern); Willie Green, New Orleans Pelicans (Western)

**October/November:** Joe Mazzulla, Boston Celtics (Eastern); Monty Williams, Phoenix Suns (Western)

### Rookies of the Month

**March & April:** Paolo Banchero, Orlando Magic (Eastern); Jalen Williams, Oklahoma City Thunder (Western)

**February:** Paolo Banchero, Orlando Magic (Eastern); Walker Kessler, Utah Jazz (Western)

**January:** Paolo Banchero, Orlando Magic (Eastern); **Keegan Murray, Sacramento Kings (Western)**

**December:** Paolo Banchero, Orlando Magic (Eastern); **Keegan Murray, Sacramento Kings (Western)**

**October/November:** Benedict Mathurin, Indiana Pacers (Eastern); Jalen Williams, Oklahoma City Thunder (Western)

## 2022-23 WEEKLY AWARD WINNERS

### Week 23: Apr. 3-9

**Eastern Conference:** Bobby Portis, Milwaukee Bucks

**Western Conference:** Kawhi Leonard, LA Clippers

### Week 22: Mar. 27-Apr. 2

**Eastern Conference:** Mikal Bridges, Brooklyn Nets

**Western Conference:** Anthony Davis, Los Angeles Lakers

### Week 21: Mar. 20-26

**Eastern Conference:** Jaylen Brown, Boston Celtics

**Western Conference:** Brandon Ingram, New Orleans Pelicans

### Week 20: Mar. 13-19

**Eastern Conference:** Joel Embiid, Philadelphia 76ers

**Western Conference:** **Domantas Sabonis, Sacramento Kings**

### Week 19: Mar. 6-12

**Eastern Conference:** Joel Embiid, Philadelphia 76ers

**Western Conference:** **Domantas Sabonis, Sacramento Kings**

### Week 18: Feb. 27-Mar. 5

**Eastern Conference:** Julius Randle, New York Knicks

**Western Conference:** Devin Booker, Phoenix Suns

### Week 17: Feb. 6-12

**Eastern Conference:** Derrick White, Boston Celtics

**Western Conference:** Shai Gilgeous-Alexander, Oklahoma City Thunder

### Week 16: Jan. 30-Feb. 5

**Eastern Conference:** Giannis Antetokounmpo, Milwaukee Bucks

**Western Conference:** Damian Lillard, Portland Trail Blazers

### Week 15: Jan. 23-29

**Eastern Conference:** Giannis Antetokounmpo, Milwaukee Bucks

**Western Conference:** Damian Lillard, Portland Trail Blazers

### Week 14: Jan. 16-22

**Eastern Conference:** Jrue Holiday, Milwaukee Bucks

**Western Conference:** LeBron James, Los Angeles Lakers

### Week 13: Jan. 9-15

**Eastern Conference:** Jalen Brunson, New York Knicks

**Western Conference:** **Domantas Sabonis, Sacramento Kings**

### Week 12: Jan. 2-8

**Eastern Conference:** Donovan Mitchell, Cleveland Cavaliers

**Western Conference:** LeBron James, Los Angeles Lakers

### Week 11: Dec. 26-Jan. 1

**Eastern Conference:** Kristaps Porzingis, Washington Wizards

**Western Conference:** Luke Doncic, Dallas Mavericks

### Week 10: Dec. 19-25

**Eastern Conference:** Pascal Siakam, Toronto Raptors

**Western Conference:** Luka Doncic, Dallas Mavericks

### Week 9: Dec. 12-18

**Eastern Conference:** Donovan Mitchell, Cleveland Cavaliers

**Western Conference:** Nikola Jokic, Denver Nuggets

### Week 8: Dec. 5-11

**Eastern Conference:** Joel Embiid, Philadelphia 76ers

**Western Conference:** Zion Williamson, New Orleans Pelicans

### Week 7: Nov. 28-Dec. 4

**Eastern Conference:** Kevin Durant, Brooklyn Nets

**Western Conference:** Anthony Davis, Los Angeles Lakers

### Week 6: Nov. 21-27

**Eastern Conference:** Giannis Antetokounmpo, Milwaukee Bucks

**Western Conference:** Deandre Ayton, Phoenix Suns

### Week 5: Nov. 14-20

**Eastern Conference:** Tyrese Haliburton, Indiana Pacers

**Western Conference:** **De'Aaron Fox, Sacramento Kings**

### Week 4: Nov. 7-13

**Eastern Conference:** Joel Embiid, Philadelphia 76ers

**Western Conference:** Stephen Curry, Golden State Warriors

### Week 3: Oct. 31-Nov. 6

**Eastern Conference:** Kevin Durant

**Western Conference:** Paul George, LA Clippers

### Week 2: Oct. 24-Oct. 30

**Eastern Conference:** Giannis Antetokounmpo, Milwaukee Bucks

**Western Conference:** Shai Gilgeous-Alexander, Oklahoma City

### Week 1: Oct. 18-Oct. 23

**Eastern Conference:** Jayson Tatum, Boston Celtics

**Western Conference:** Damian Lillard, Portland Trail Blazers



# 2023 NBA PLAYOFFS

## EASTERN CONFERENCE

## WESTERN CONFERENCE

### FIRST ROUND

#### #1 Milwaukee vs. #8 Miami (Miami won 4-1)

April 16 MIA 130 at MIL 117  
 April 19 MIA 122 at MIL 138  
 April 22 MIL 99 at MIA 121  
 April 24 MIL 114 at MIA 119  
 April 26 MIA 128 at MIL 126

#### #2 Boston vs. #7 Atlanta (Boston won 4-2)

April 15 ATL 99 at BOS  
 April 18 ATL 106 at BOS 119  
 April 21 BOS 122 at ATL 130  
 April 23 BOS 129 at ATL 121  
 April 25 ATL 119 at BOS 117  
 April 27 BOS 128 at ATL 120

#### #3 Philadelphia vs. #6 Brooklyn (Philadelphia won 4-0)

April 15 BKN 101 at PHI 121  
 April 17 BKN 84 at PHI 96  
 April 20 PHI 102 at BKN 97  
 April 22 PHI 96 at BKN 88

#### #4 Cleveland s. #5 New York (New York won 4-1)

April 15 NYK 101 at CLE 97  
 April 18 NYK 90 at CLE 107  
 April 21 CLE 79 at NYK 99  
 April 23 CLE 93 at NYK 102  
 April 26 NYK 106 at CLE 95

#### #1 Denver vs. #8 Minnesota (Denver won 4-1)

April 16 MIN 80 at DEN 109  
 April 19 MIN 113 at DEN 122  
 April 21 DEN 120 at MIN 111  
 April 23 DEN 108 at MIN 114<sup>OT</sup>  
 April 25 MIN 109 at DEN 112

#### #2 Memphis vs. #7 Los Angeles Lakers (Los Angeles won 4-2)

April 16 LAL 128 at MEM 122  
 April 19 LAL 93 at MEM 103  
 April 22 MEM 101 at LAL 111  
 April 24 MEM 111 at LAL 117<sup>OT</sup>  
 April 26 LAL 99 at MEM 116  
 April 28 MEM 85 at LAL 125

#### #3 Sacramento vs. #6 Golden State (Golden State won 4-3)

April 15 GSW 123 at SAC 126  
 April 17 GSW 106 at SAC 114  
 April 20 SAC 97 at GSW 114  
 April 23 SAC 125 at GSW 126  
 April 26 GSW 123 at SAC 116  
 April 28 SAC 118 at GS 99  
 April 30 GS 120 at SAC 100

#### #4 Phoenix vs. #5 LA Clippers (Phoenix won 4-1)

April 16 LAC 115 at PHX 110  
 April 18 LAC 109 at PHX 123  
 April 20 PHX 129 at LAC 124  
 April 22 PHX 112 at LAC 100  
 April 25 LAC 130 at PHX 136

### CONFERENCE SEMIFINALS

#### #2 Boston vs. #3 Philadelphia (Boston won 4-3)

May 1 PHI 119 at BOS 115  
 May 3 PHI 87 at BOS 121  
 May 5 BOS 114 at PHI 102  
 May 7 BOS 115 at PHI 116<sup>OT</sup>  
 May 9 PHI 115 at BOS 103  
 May 12 BOS 95 at PHI 86  
 May 14 PHI 88 at BOS 112

#### #5 New York vs. #8 Miami (Miami won 4-2)

April 30 MIA 108 at NYK 101  
 May 2 MIA 105 at NYK 111  
 May 6 NYK 86 at MIA 105  
 May 8 NYK 101 at MIA 109  
 May 10 MIA 103 at NYK 112  
 May 12 NYK 92 at MIA 98

#### #1 Denver vs. #4 Phoenix (Denver won 4-2)

April 29 PHX 107 at DEN 125  
 May 1 PHX 87 at DEN 97  
 May 5 DEN 114 at PHX 121  
 May 7 DEN 124 at PHX 129  
 May 9 PHX 102 at DEN 118  
 May 11 DEN 125 at PHX 100

#### #6 Golden State vs. #7 Los Angeles Lakers (Los Angeles won 4-2)

May 2 LAL 117 at GSW 112  
 May 4 LAL 100 at GSW 127  
 May 6 GSW 97 at LAL 127  
 May 8 GSW 101 at LAL 104  
 May 10 LAL 106 at GSW 121  
 May 12 GSW 101 at LAL 122

### CONFERENCE FINALS

#### #2 Boston vs. #8 Miami (Miami won 4-3)

May 17 MIA 123 at BOS 116  
 May 19 MIA 111 at BOS 105  
 May 21 BOS 102 at MIA 128  
 May 23 BOS 116 at MIA 99  
 May 25 MIA 97 at BOS 110  
 May 27 BOS 104 at MIA 103  
 May 29 MIA 103 at BOS 84

#### #1 Denver vs. #8 Los Angeles Lakers (Denver won 4-0)

May 16 LAL 126 at DEN 132  
 May 18 LAL 103 at DEN 108  
 May 20 DEN 118 at LAL 108  
 May 22 DEN 113 at LAL 111

### NBA FINALS

#### #1 Denver vs. #8 Miami (Golden State won 4-2)

June 1 MIA 93 at DEN 104  
 June 4 MIA 111 at DEN 108  
 June 7 DEN 109 at MIA 94  
 June 9 DEN 108 at MIA 95  
 June 12 MIA 89 at DEN 94

# 2023 NBA PLAYOFF INDIVIDUAL LEADERS

## SCORING AVERAGE

PLAYER, TEAM	G	FG	FT	PTS	AVG
Doncic, Dal.	7	96	27	250	35.7
Booker, Pho.	11	141	58	371	33.7
Edwards, Min.	5	55	33	158	31.6
Curry, G.S.	13	145	49	396	30.5
Jokic, Den.	20	227	111	600	30.0
Young, Atl.	6	60	37	175	29.2
Durant, Pho.	11	107	88	319	29.0
Brunson, N.Y.	11	109	62	306	27.8
Fox, Sac.	7	70	31	192	27.4
Tatum, Bos.	20	185	120	543	27.2
Butler, Mia.	22	207	150	592	26.9
Murray, Den.	20	194	75	522	26.1
Morant, Mem.	5	45	20	123	24.6
James, LA-L	16	147	70	392	24.5
Middleton, Mil.	5	40	26	119	23.8
Embiid, Phi.	9	66	76	213	23.7
Westbrook, LA-C	5	43	22	118	23.6
Bane, Mem.	6	49	27	141	23.5
Bridges, Bkn.	4	33	18	94	23.5
Mitchell, Cle.	5	45	13	116	23.2
Murray, Atl.	5	46	9	115	23.0

## REBOUNDS PER GAME

PLAYER, TEAM	G	FG	FT	PTS	AVG
Davis, LA-L	16	38	187	225	14.1
Jokic, Den.	20	69	200	269	13.5
Looney, G.S.	13	61	109	170	13.1
Gobert, Min.	5	18	43	61	12.2
Sabonis, Sac.	7	31	46	77	11.0
Tatum, Bos.	20	26	184	210	10.5
Towns, Min.	5	6	45	51	10.2
E. Mobley, Cle.	5	15	35	50	10.0
James, LA-L	16	25	133	158	9.9
Adebayo, Mia.	23	63	164	227	9.9
Embiid, Phi.	9	16	72	88	9.8
Ayton, Pho.	10	29	68	97	9.7
Zubac, LA-C	5	16	32	48	9.6
Robinson, N.Y.	11	55	47	102	9.3
Durant, Pho.	11	7	89	96	8.7
Capela, Atl.	6	15	35	50	8.3
Randle, N.Y.	10	17	66	83	8.3
Portis, Mil.	5	10	31	41	8.2
Porter, Den.	20	20	142	162	8.1
2 tied					8.0

## ASSISTS PER GAME

PLAYER, TEAM	G	AST	AVG
Young, Atl.	6	61	10.2
Jokic, Den.	20	190	9.5
Harden, Phi.	11	91	8.3
Holiday, Mil.	5	40	8.0
Fox, Sac.	7	54	7.7
Westbrook, LA-C	5	37	7.4
Mitchell, Cle.	5	36	7.2
Booker, Pho.	11	79	7.2
Murray, Den.	20	142	7.1
Morant, Mem.	5	35	7.0
D. Green, G.S.	12	82	6.8
Murray, Atl.	5	34	6.8
Dinwiddie, Bkn.	4	26	6.5
James, LA-L	16	104	6.5
Conley, Min.	5	32	6.4
Middleton, Mil.	5	31	6.2
Curry, G.S.	13	79	6.1
Butler, Mia.	22	129	5.9
Brunson, N.Y.	11	62	5.6
Durant, Pho.	11	61	5.5

## FIELD GOAL PCT

PLAYER, TEAM	FG	FGA	PCT
Claxton, Bkn.	18	25	.720
Gobert, Min.	29	46	.630
Allen, Cle.	22	36	.611
Capela, Atl.	23	38	.605
Booker, Pho.	141	241	.585
Lopez, Mil.	39	67	.582
Mann, LA-C	19	33	.576
Hachimura, LA-L	73	131	.557
Bogdanovic, Atl.	30	54	.556
Ayton, Pho.	61	111	.550

## 3-PT FIELD GOAL PCT.

PLAYER, TEAM	3FG	3GA	PCT
Leonard, LA-C	6	10	.600
Moody, G.S.	13	22	.591
Booker, Pho.	31	61	.508
Ingles, Mil.	10	20	.500
Kennard, Mem.	8	16	.500
Hachimura, LA-L	19	39	.487
Allen, Mil.	14	29	.483
Connaughton, Mil.	11	23	.478
Mann, LA-C	9	19	.474
Aldama, Mem.	7	15	.467

## FREE THROW PCT.

PLAYER, TEAM	FT	FTA	PCT
Bane, Mem.	27	29	.931
Plumlee, LA-C	13	14	.929
Murray, Den.	75	81	.926
Durant, Pho.	88	96	.917
Brunson, N.Y.	62	68	.912
White, Bos.	31	34	.912
Conley, Min.	10	11	.909
Embiid, Phi.	76	84	.905
Maxey, Phi.	28	31	.903
Monk, Sac.	44	49	.898

## STEALS PER GAME

PLAYER, TEAM	G	STL	AVG
Fox, Sac.	7	15	2.14
Mitchell, Cle.	5	10	2.00
Murray, Atl.	5	10	2.00
Butler, Mia.	22	40	1.82
Harden, Phi.	11	20	1.82
Edwards, Min.	5	9	1.80
Morant, Mem.	5	9	1.80
Anderson, Min.	4	7	1.75
Booker, Pho.	11	19	1.73
Young, Atl.	6	10	1.67

## BLOCKS PER GAME

PLAYER, TEAM	G	BLK	AVG
Davis, LA-L	16	50	3.13
Embiid, Phi.	9	25	2.78
Edwards, Min.	5	10	2.00
Jackson, Mem.	6	12	2.00
Lopez, Mil.	5	9	1.80
Claxton, Bkn.	4	7	1.75
Horford, Bos.	20	34	1.70
Robinson, N.Y.	11	16	1.45
Westbrook, LA-C	5	7	1.40
2 tied			1.36

## MINUTES PER GAME

PLAYER, TEAM	G	MIN	AVG
Durant, Pho.	11	466	42.3
Booker, Pho.	11	459	41.7
Mitchell, Cle.	5	207	41.3
Brunson, N.Y.	11	443	40.3
Tatum, Bos.	20	799	40.0
Murray, Den.	20	799	39.9
Dinwiddie, Bkn.	4	159	39.9
Butler, Mia.	22	874	39.7
Edwards, Min.	5	199	39.7
Jokic, Den.	20	789	39.4





SACRAMENTO

*Kings*

BASKETBALL

# ***RECORDS***



# SACRAMENTO-ERA RECORDS

## SACRAMENTO INDIVIDUAL RECORDS (Game records from Sacramento-era contests only — since 1985-86)

MOST POINTS			
Game (+ 20T).....	56	DeMarcus Cousins	vs. Charlotte Jan. 25, 2016
Game.....	55	DeMarcus Cousins	vs. Portland Dec. 20, 2016
Half (2nd).....	34	Mike Bibby	at Philadelphia Jan. 24, 2006
Quarter (4th).....	25	Mitch Richmond	at Houston Dec. 15, 1995
Overtime.....	14	De'Aaron Fox	vs. Dallas Feb. 11, 2023
MOST FIELD GOALS MADE			
Game (+ 10T).....	24	Chris Webber	vs. Indiana Jan. 5, 2001
Game.....	19	Wayman Tisdale	vs. LA Clippers Mar. 23, 1993
Game.....	19	Wayman Tisdale	at Detroit Mar. 6, 1990
Half (2nd).....	15	Wayman Tisdale	at Detroit Mar. 6, 1990
Quarter.....	9	several times	
Overtime.....	4	several times	
MOST FIELD GOALS ATTEMPTED			
Game (+ 10T).....	47	Chris Webber	vs. Indiana Jan. 5, 2001
Game.....	37	Chris Webber	vs. Portland Feb. 20, 2000
Half (2nd).....	23	Chris Webber	vs. Indiana Jan. 5, 2001
Half (2nd).....	23	Mitch Richmond	vs. LA Clippers Apr. 8, 1995
Quarter (4th).....	14	Isaiah Thomas	vs. Oklahoma City Dec. 3, 2013
Quarter (4th).....	14	Mitch Richmond	vs. LA Clippers Apr. 8, 1995
Overtime.....	7	Buddy Hield	vs. Milwaukee Feb. 27, 2019
Overtime.....	7	DeMarcus Cousins	at Cleveland Jan. 25, 2017
MOST FREE THROWS MADE			
Game (+ 10T).....	23	Kevin Martin	at Golden State Apr. 1, 2009
Game.....	22	Kevin Martin	vs. Minnesota Mar. 7, 2008
Half (2nd).....	15	Kevin Martin	vs. Minnesota Mar. 7, 2008
Half (2nd).....	15	Reggie Theus	at Utah Jan. 31, 1986
Quarter (4th).....	13	Mitch Richmond	vs. Detroit Jan. 22, 1997
Overtime.....	8	De'Aaron Fox	vs. Dallas Feb. 11, 2023
MOST FREE THROWS ATTEMPTED			
Game (+ 10T).....	26	Kevin Martin	at Golden State Apr. 1, 2009
Game.....	24	Kevin Martin	vs. Minnesota Mar. 7, 2008
Half (2nd).....	19	Kevin Martin	at Indiana Feb. 25, 2007
Quarter (4th).....	14	Mitch Richmond	vs. Phoenix Apr. 17, 1996
Overtime.....	8	De'Aaron Fox	vs. Dallas Feb. 11, 2023
Overtime.....	8	Brian Grant	vs. Cleveland Mar. 31, 1996
MOST REBOUNDS			
Game (+ 10T).....	26	Chris Webber	vs. Indiana Jan. 5, 2001
Game.....	24	DeMarcus Cousins	at Philadelphia Mar. 13, 2015
Half (1st).....	16	Domantas Sabonis	vs. Charlotte Dec. 19, 2022
Quarter (2nd).....	12	Kenny Thomas	at Phoenix Dec. 5, 2009
Overtime.....	5	DeMarcus Cousins	vs. Washington Mar. 18, 2014
Overtime.....	5	Jason Thompson	at Golden State Apr. 1, 2009
Overtime.....	5	Otis Thorpe	vs. Golden State Apr. 11, 1987
MOST OFFENSIVE REBOUNDS			
Game.....	14	Olden Polynice	at Milwaukee Mar. 11, 1994
Half (1st).....	10	DeMarcus Cousins	vs. Indiana Jan. 18, 2012
Quarter (4th).....	7	Corey Brewer	vs. Houston Apr. 2, 2019
Quarter (3rd).....	7	Vlade Divac	vs. Atlanta Feb. 20, 2001
Overtime.....	4	DeMarcus Cousins	vs. Washington Mar. 18, 2014
Overtime.....	4	Otis Thorpe	vs. Golden State Apr. 11, 1987
MOST DEFENSIVE REBOUNDS			
Game.....	20	DeMarcus Cousins	vs. New Orleans Apr. 3, 2015
Half (2nd).....	14	DeMarcus Cousins	vs. New Orleans Apr. 3, 2015
Quarter (3rd).....	9	DeMarcus Cousins	vs. Minnesota Mar. 21, 2013
Quarter (4th).....	9	Chris Webber	vs. New Jersey Nov. 23, 1999
Quarter (3rd).....	9	Olden Polynice	at Denver Dec. 18, 1996
Overtime.....	4	Chris Webber	at Orlando Mar. 13, 2001
Overtime.....	4	Chris Webber	at Golden State Nov. 10, 2000
Overtime.....	4	Vlade Divac	at Seattle Feb. 17, 1999
MOST ASSISTS			
Game (+ 10T).....	20	Rajon Rondo	vs. Charlotte Jan. 25, 2016
Game (+ 20T).....	20	Rajon Rondo	at Charlotte Nov. 23, 2015
Game.....	19	Rajon Rondo	at Oklahoma City Jan. 4, 2016
Game.....	19	Rajon Rondo	at Houston Dec. 5, 2015
Half.....	13	four times	
Quarter (1st).....	10	Kenny Smith	vs. Portland Feb. 11, 1988
Overtime.....	3	several times	

# SACRAMENTO-ERA RECORDS

## MOST 3-POINT FIELD GOALS MADE

Game.....	11	Buddy Hield	at Boston	Nov. 25, 2019
Half (2nd).....	8	Harrison Barnes	at Portland	Oct. 20, 2021
Half (1st).....	8	Buddy Hield	at Boston	Nov. 25, 2019
Quarter (3rd).....	6	Harrison Barnes	at Portland	Oct. 20, 2021
Quarter (2nd).....	6	Omri Casspi	at Golden State	Dec. 28, 2015
Overtime.....	3	Mahmoud Abdul-Rauf	at Golden State	Apr. 19, 1997

## MOST 3-POINT FIELD GOALS ATTEMPTED

Game.....	21	Buddy Hield	at Boston	Nov. 25, 2019
Half (2nd).....	12	Buddy Hield	at Boston	Nov. 25, 2019
Half (2nd).....	12	Jason Williams	vs. Minnesota	Apr. 23, 1999
Quarter (3rd).....	8	Buddy Hield	at Boston	Nov. 25, 2019
Quarter (3rd).....	8	Jason Williams	vs. Minnesota	Apr. 23, 1999
Overtime.....	3	three times		

## MOST PERSONAL FOULS

Game.....	6	several times		
Half.....	6	several times		
Quarter (4th).....	6	four times		
Overtime.....	4	several times		

## MOST STEALS

Game.....	8	Doug Christie	at San Antonio	Dec. 8, 2002
Game.....	8	Chris Webber	vs. Utah	Mar. 11, 2001
Game.....	8	Danny Ainge	vs. LA Clippers	Apr. 22, 1989
Half.....	6	three times		
Quarter (3rd).....	6	Randy Brown	at Milwaukee	Jan. 11, 1992
Overtime.....	3	Doug Christie	vs. LA Clippers	Feb. 27, 2001

## MOST BLOCKED SHOTS

Game.....	9	Chris Webber	vs. Vancouver	Feb. 7, 1999
Game.....	9	Michael Stewart	vs. LA Clippers	Jan. 6, 1998
Game.....	9	Duane Causwell	vs. Denver	Apr. 18, 1991
Half (2nd).....	8	Michael Stewart	vs. LA Clippers	Jan. 6, 1998
Quarter (3rd).....	6	Michael Stewart	vs. LA Clippers	Jan. 6, 1998
Quarter (3rd).....	6	Duane Causwell	vs. Denver	Apr. 18, 1991
Overtime.....	2	John Salmons	at Miami	Feb. 26, 2013
Overtime.....	2	Ed Pinckney	vs. Philadelphia	Nov. 28, 1987

## MOST TURNOVERS

Game (+1 OT).....	11	Mitch Richmond	at Golden State	Dec. 13, 1997
Game.....	11	Mike Bibby	at Chicago	Nov. 3, 2006
Half (2nd).....	8	Mike Bibby	at Chicago	Nov. 3, 2006
Half (2nd).....	8	Mitch Richmond	at Golden State	Dec. 13, 1997
Quarter.....	6	four times		
Overtime.....	3	Chris Webber	at Portland	Jan. 22, 2002

## SACRAMENTO TEAM RECORDS

### MOST POINTS

Game (+2OT).....	176	vs. LA Clippers	Feb. 24, 2023
Game.....	154	vs. Philadelphia	Jan. 2, 1993
Half (1st).....	87	at Portland	Apr. 10, 2019
Quarter (1st).....	49	vs. New Orleans	Aug. 6, 2020
Overtime.....	24	vs. Utah	Mar. 17, 1990

### MOST FIELD GOALS MADE

Game (+2OT).....	65	vs. LA Clippers	Feb. 24, 2023
Game.....	61	vs. Philadelphia	Jan. 2, 1993
Half (1st).....	35	vs. San Antonio	Mar. 11, 1986
Quarter.....	19	several times	
Overtime.....	6	several times	

### MOST FIELD GOALS ATTEMPTED

Game (+ 30T).....	120	at LA Lakers	Nov. 26, 2021
Game.....	111	at Golden State	Apr. 21, 1993
Half (1st).....	61	at Houston	Mar. 3, 2010
Quarter (4th).....	36	vs. LA Clippers	Mar. 29, 1986
Overtime.....	14	vs. Indiana	Jan. 5, 2001
Overtime.....	14	vs. Golden State	Apr. 11, 1987

### MOST FREE THROWS MADE

Game.....	44	vs. Golden State	Apr. 10, 1988
Half (2nd).....	30	at Detroit	Dec. 7, 1985
Quarter (4th).....	22	vs. Utah	Feb. 18, 1994
Overtime.....	14	vs. Utah	Mar. 17, 1990

### MOST FREE THROWS ATTEMPTED

Game (+ 10T).....	58	vs. LA Lakers	Jan. 4, 2007
Game.....	57	vs. Utah	Apr. 20, 1997
Half (2nd).....	40	at Detroit	Dec. 7, 1985
Quarter (4th).....	27	vs. Utah	Feb. 18, 1994
Quarter (4th).....	27	vs. Indiana	Nov. 19, 1988
Overtime.....	16	at Golden State	Nov. 10, 2000

# SACRAMENTO-ERA RECORDS

## MOST REBOUNDS

Game.....	68	vs. Golden State	Jan. 26, 2010
Half (2nd).....	40	vs. Washington	Feb. 14, 1987
Quarter (2nd).....	25	vs. Golden State	Mar. 5, 1989
Overtime.....	9	several times	

## MOST OFFENSIVE REBOUNDS

Game.....	32	vs. Portland	Jan. 25, 1986
Half (2nd).....	22	vs. Portland	Jan. 25, 1986
Quarter (3rd).....	15	vs. LA Clippers	Mar. 29, 1986
Overtime.....	7	at Golden State	Apr. 3, 1992

## MOST DEFENSIVE REBOUNDS

Game (+ 2OT).....	51	vs. Minnesota	Dec. 26, 2019
Game.....	49	vs. Golden State	Jan. 26, 2010
Half (2nd).....	28	vs. Washington	Feb. 14, 1987
Quarter (3rd).....	18	vs. Washington	Feb. 14, 1987
Overtime.....	7	vs. Memphis	Nov. 2, 2009
Overtime.....	7	at Charlotte	Feb. 22, 2008

## MOST ASSISTS

Game.....	42	vs. Boston	Dec. 28, 1996
Game.....	42	vs. San Antonio	Mar. 11, 1986
Half (1st).....	26	vs. San Antonio	Mar. 11, 1986
Quarter (4th).....	16	at Portland	Jan. 26, 1986
Overtime.....	5	at Seattle	Feb. 17, 1999
Overtime.....	5	vs. Golden State	Mar. 31, 1992

## MOST 3-POINT FIELD GOALS MADE

Game.....	23	vs. Orlando	Jan. 9, 2023
Half (1st).....	15	at LA Clippers	Jan. 30, 2020
Quarter (1st).....	+12	vs. Memphis	Jan. 23, 2023
Overtime.....	3	three times	

## MOST 3-POINT FIELD GOALS ATTEMPTED

Game.....	52	at Utah	Mar. 20, 2023
Half (1st).....	30	vs. Chicago	Dec. 4, 2022
Quarter (4th).....	17	vs. Dallas	Oct. 31, 2021
Overtime.....	6	vs. Portland	Jan. 1, 2019
Overtime.....	6	vs. Portland	Jan. 6, 2007

## MOST PERSONAL FOULS

Game.....	41	at Golden State	Nov. 17, 1990
Half (2nd).....	26	at Golden State	Jan. 26, 1996
Quarter (2nd).....	15	at San Antonio	Dec. 16, 1995
Overtime.....	8	vs. LA Lakers	Jan. 4, 2007

## MOST DISQUALIFICATIONS

Game.....	3	several times	
-----------	---	---------------	--

## MOST STEALS

Game.....	22	vs. Philadelphia	Jan. 2, 1993
Half (1st).....	13	vs. Philadelphia	Jan. 2, 1993
Quarter.....	8	three times	
Overtime.....	4	vs. LA Lakers	Apr. 10, 2001

## MOST BLOCKED SHOTS

Game.....	17	vs. LA Clippers	Jan. 6, 1998
Half (1st).....	11	vs. Orlando	Apr. 11, 1991
Quarter (3rd).....	8	vs. Chicago	Nov. 27, 2010
Quarter (3rd).....	8	vs. Denver	Apr. 18, 1991
Overtime.....	2	three times	

## MOST TURNOVERS

Game.....	34	at LA Clippers	Dec. 4, 1987
Half (2nd).....	20	at Denver	Nov. 8, 1989
Quarter (4th).....	16	at Denver	Nov. 8, 1989
Overtime.....	5	vs. Golden State	Mar. 31, 1992

## HIGHEST FIELD GOAL PERCENTAGE

Game.....	.654 [51-78]	vs. Houston	Mar. 20, 2001
-----------	--------------	-------------	---------------

## HIGHEST FREE THROW PERCENTAGE

Game.....	1.000	several times	
-----------	-------	---------------	--

# SACRAMENTO-ERA RECORDS

## OPPONENT INDIVIDUAL RECORDS

### MOST POINTS

Game (+ 10T).....	53	Tony Delk	vs. Phoenix	Jan. 2, 2001
Game.....	52	Klay Thompson	at Golden State	Jan. 23, 2015
Half (2nd).....	39	Klay Thompson	at Golden State	Jan. 23, 2015
Quarter (3rd).....	*37	Klay Thompson	at Golden State	Jan. 23, 2015
Overtime.....	12	three times		

### MOST FIELD GOALS MADE

Game.....	20	several times		
Half (2nd).....	15	Nikola Jokic	vs. Denver	Feb. 6, 2021
Quarter (3rd).....	+13	Klay Thompson	at Golden State	Jan. 23, 2015
Overtime.....	5	Franz Wagner	at Orlando	Nov. 5, 2022

### MOST FIELD GOALS ATTEMPTED

Game.....	40	Allen Iverson	at Philadelphia	Feb. 6, 2000
Half (2nd).....	23	Nikola Jokic	vs. Denver	Feb. 6, 2021
Half (2nd).....	23	Larry Hughes	vs. Golden State	Apr. 13, 2000
Quarter (4th).....	15	D'Angelo Russell	vs. Brooklyn	Mar. 19, 2019
Quarter (4th).....	15	Damian Lillard	vs. Portland	Feb. 9, 2018
Overtime.....	7	Dwyane Wade	vs. Miami	Dec. 7, 2006
Overtime.....	7	Kobe Bryant	vs. LA Lakers	Jan. 19, 2006

### MOST FREE THROWS MADE

Game (+ 10T).....	20	Russell Westbrook	vs. Oklahoma City	Feb. 1, 2009
Game.....	19	Giannis Antetokounmpo	at Milwaukee	Feb. 21, 2021
Half (2nd).....	17	Adrian Dantley	at Detroit	Dec. 10, 1986
Quarter (4th).....	14	Adrian Dantley	at Detroit	Dec. 10, 1986
Overtime.....	7	Monta Ellis	vs. Golden State	Dec. 21, 2010

### MOST FREE THROWS ATTEMPTED

Game (+ 10T).....	24	Dwyane Wade	vs. Miami	Jan. 9, 2009
Game.....	24	Giannis Antetokounmpo	at Milwaukee	Feb. 21, 2021
Half (2nd).....	19	Adrian Dantley	at Detroit	Dec. 10, 1986
Quarter (4th).....	15	Adrian Dantley	at Detroit	Dec. 10, 1986
Overtime.....	8	Monta Ellis	vs. Golden State	Dec. 21, 2010

### MOST REBOUNDS

Game.....	31	Dennis Rodman	vs. Detroit	Mar. 14, 1992
Half (1st).....	20	Lorenzen Wright	at LA Clippers	Mar. 11, 1999
Quarter (1st).....	13	Hassan Whiteside	at Miami	Oct. 29, 2018
Quarter (1st).....	13	Lorenzen Wright	at LA Clippers	Mar. 11, 1999
Overtime.....	7	Brian Grant	vs. Portland	Mar. 3, 1999

### MOST OFFENSIVE REBOUNDS

Game.....	13	Steven Adams	at Memphis	Jan. 1, 2023
Game.....	13	Clifford Rozier	at Golden State	Apr. 20, 1995
Half (1st).....	10	three times		
Quarter (1st).....	10	Moses Malone	at Milwaukee	Jan. 11, 1992
Overtime.....	4	Anthony Randolph	at Golden State	Jan. 14, 2009
Overtime.....	4	Mark Madsen	at Minnesota	Nov. 5, 2003

### MOST DEFENSIVE REBOUNDS

Game (+ 10T).....	23	Kevin Garnett	vs. Minnesota	Dec. 5, 2003
Game.....	22	three times		
Half (1st).....	16	Lorenzen Wright	at LA Clippers	Mar. 11, 1999
Quarter (1st).....	11	Hassan Whiteside	at Miami	Oct. 29, 2018
Quarter (3rd).....	11	Kwame Brown	vs. Charlotte	Jan. 25, 2011
Overtime.....	4	several times		

### MOST ASSISTS

Game.....	21	Sherman Douglas	at Boston	Dec. 8, 1993
Game.....	21	Nate McMillan	at Seattle	Mar. 31, 1987
Half (1st).....	15	Magic Johnson	at LA Lakers	Feb. 4, 1987
Quarter (1st).....	11	Baron Davis	at Golden State	Nov. 16, 2006
Overtime.....	5	John Stockton	at Utah	Feb. 15, 1999

### MOST 3-POINT FIELD GOALS MADE

Game.....	11	Klay Thompson	at Golden State	Jan. 23, 2015
Game.....	11	J.R. Smith	at Denver	Apr. 13, 2009
Half (2nd).....	9	Klay Thompson	at Golden State	Jan. 23, 2015
Quarter (3rd).....	*9	Klay Thompson	at Golden State	Jan. 23, 2015
Overtime.....	3	LeBron James	vs. Miami	
Overtime.....	3	Zydrunas Ilgauskas	vs. Cleveland	Dec. 23, 2009



# SACRAMENTO-ERA RECORDS

## MOST 3-POINT FIELD GOALS ATTEMPTED

Game.....	23	James Harden	at Houston	Mar. 30, 2019
Half (2nd).....	14	Stephen Curry	vs. Golden State	Jan. 5, 2019
Quarter.....	9	three times		
Overtime.....	5	Kobe Bryant	vs. LA Lakers	Jan. 19, 2006

## MOST PERSONAL FOULS

Game.....	6	several times		
Half.....	6	several times		
Quarter (4th).....	6	Jonathon Simmons	at San Antonio	Mar. 8, 2017
Quarter (4th).....	6	Ian Mahinmi	at Dallas	Feb. 16, 2011
Overtime.....	4	Justise Winslow	vs. Miami	Mar. 14, 2018
Overtime.....	4	Nate Robinson	vs. New York	Nov. 16, 2007

## MOST STEALS

Game.....	10	Clyde Drexler	at Houston	Nov. 1, 1996
Half (2nd).....	8	Clyde Drexler	at Houston	Nov. 1, 1996
Quarter.....	5	three times		
Overtime.....	2	several times		

## MOST BLOCKED SHOTS

Game.....	11	David Robinson	at San Antonio	Dec. 28, 1990
Half.....	7	four times		
Quarter (3rd).....	7	Manute Bol	vs. Philadelphia	Feb. 14, 1991
Quarter (4th).....	7	Hakeem Olajuwon	vs. Houston	Jan. 19, 1988
Overtime.....	3	Elton Brand	at Philadelphia	Mar. 27, 2011

## MOST TURNOVERS

Game.....	11	John Wall	at Washington	Nov. 28, 2016
Half (1st).....	8	four times		
Quarter (4th).....	7	Shaquille O'Neal	at LA Lakers	Apr. 14, 2000
Overtime.....	3	Dejounte Murray	at San Antonio	Dec. 6, 2019
Overtime.....	3	Michael Jordan	vs. Chicago	Mar. 23, 1986

\* NBA record + ties NBA record

## OPPONENT TEAM RECORDS

### MOST POINTS

Game (+1OT).....	175	at LA Clippers	Feb. 24, 2023
Game.....	155	at Golden State	Mar. 4, 1989
Half (1st).....	89	at Golden State	Oct. 23, 2022
Quarter (3rd).....	57	at Golden State	Mar. 4, 1989
Overtime.....	19	four times	

### MOST FIELD GOALS MADE

Game.....	62	at Golden State	Mar. 4, 1989
Half (2nd).....	35	vs. Golden State	Jan. 21, 1989
Quarter (1st).....	21	at Golden State	Nov. 2, 1991
Quarter (3rd).....	21	vs. Golden State	Jan. 21, 1989
Overtime.....	8	at Golden State	Apr. 3, 1992

### MOST FIELD GOALS ATTEMPTED

Game (+ 10T).....	118	vs. Philadelphia	Nov. 28, 1987
Game.....	118	vs. Portland	Apr. 18, 1989
Half (2nd).....	63	at LA Clippers	Apr. 2, 1987
Quarter (1st).....	36	vs. Portland	Apr. 18, 1989
Overtime.....	16	at Minnesota	Nov. 5, 2003

### MOST FREE THROWS MADE

Game.....	46	at Milwaukee	Feb. 1, 1991
Half (2nd).....	33	at Golden State	Jan. 26, 1996
Quarter (4th).....	20	three times	
Overtime.....	12	vs. Seattle	Apr. 19, 1990

### MOST FREE THROWS ATTEMPTED

Game.....	58	at Golden State	Jan. 26, 1996
Game.....	58	at Milwaukee	Feb. 1, 1991
Half (2nd).....	43	at Golden State	Jan. 26, 1996
Quarter (4th).....	25	three times	
Overtime.....	14	at Golden State	Dec. 13, 1997
Overtime.....	14	vs. Seattle	Apr. 19, 1990

### MOST REBOUNDS

Game.....	68	at Memphis	Nov. 28, 2021
Half (1st).....	40	at Denver	Nov. 8, 1989
Quarter (2nd).....	23	at Denver	Nov. 8, 1989
Quarter (1st).....	23	at LA Clippers	Apr. 9, 2022
Overtime.....	10	three times	

# SACRAMENTO-ERA RECORDS



## MOST OFFENSIVE REBOUNDS

Game.....	30	vs. Portland	Apr. 23, 1993
Game.....	30	vs. Portland	Apr. 18, 1989
Half.....	19	several times	
Quarter (3rd).....	15	at Washington	Jan. 12, 1987
Overtime.....	7	at Minnesota	Nov. 5, 2003
Overtime.....	7	at Utah	Mar. 7, 2003

## MOST DEFENSIVE REBOUNDS

Game.....	54	at Memphis	Nov. 28, 2021
Half (2nd).....	30	vs. Philadelphia	Feb. 9, 2021
Quarter (1st).....	19	at LA Clippers	Apr. 9, 2022
Overtime.....	7	three times	

## MOST ASSISTS

Game.....	47	at Denver	Dec. 2, 1987
Half (1st).....	25	three times	Mar. 9, 2015
Quarter (3rd).....	17	at Boston	Feb. 4, 1990
Overtime.....	6	at Golden State	Apr. 3, 1992
Overtime.....	6	vs. Golden State	Mar. 31, 1992

## MOST 3-POINT FIELD GOALS MADE

Game.....	27	vs. Brooklyn	Feb. 15, 2021
Half (2nd).....	16	vs. Houston	Apr. 2, 2019
Quarter (4th).....	10	vs. Houston	Apr. 2, 2019
Overtime.....	4	at New Orleans	Jan. 8, 2005
Overtime.....	4	vs. Charlotte	Mar. 29, 1996

## MOST 3-POINT FIELD GOALS ATTEMPTED

Game.....	61	vs. Houston	Apr. 2, 2019
Half (2nd).....	34	vs. Houston	Apr. 2, 2019
Quarter (4th).....	18	vs. Houston	Apr. 2, 2019
Overtime.....	8	vs. LA Lakers	Jan. 19, 2006
Overtime.....	8	at Indiana	Dec. 11, 2004

## MOST PERSONAL FOULS

Game (+ 10T).....	42	vs. LA Lakers	Jan. 4, 2007
Game.....	40	vs. Seattle	Nov. 9, 1985
Half (2nd).....	25	vs. Golden State	Dec. 7, 1997
Quarter (4th).....	15	vs. Golden State	Dec. 7, 1997
Overtime.....	10	vs. Utah	Mar. 17, 1990

## MOST DISQUALIFICATIONS

Game.....	3	several times	
-----------	---	---------------	--

## MOST STEALS

Game.....	23	vs. Seattle	Feb. 26, 1993
Half.....	13	several times	
Quarter (4th).....	10	at LA Clippers	Apr. 7, 2012
Overtime.....	3	at Golden State	Jan. 21, 2011
Overtime (2nd).....	3	vs. New York	Nov. 16, 2007

## MOST BLOCKED SHOTS

Game.....	17	vs. Oklahoma City	Feb. 9, 2012
Game.....	17	at LA Clippers	Feb. 23, 1993
Half.....	10	three times	
Quarter (4th).....	9	vs. Atlanta	Feb. 20, 2008
Overtime.....	3	at Philadelphia	Mar. 27, 2011
Overtime.....	3	vs. Indiana	Jan. 5, 2001

## MOST TURNOVERS

Game.....	32	vs. Phoenix	Apr. 5, 1986
Half (2nd).....	19	vs. Indiana	Nov. 6, 1991
Half (2nd).....	19	vs. San Antonio	Jan. 29, 1987
Quarter (1st).....	13	at Portland	Jan. 8, 1988
Quarter (4th).....	13	vs. San Antonio	Jan. 29, 1987
Overtime.....	5	at Utah	Feb. 13, 2001

## HIGHEST FIELD GOAL PERCENTAGE

Game.....	.667 (54-81)	at Milwaukee	Dec. 15, 1985
-----------	--------------	--------------	---------------

# FRANCHISE RECORDS

## KINGS-ROYALS INDIVIDUAL RECORDS (Records set over 62-year franchise history)

MOST POINTS				
Game	59	Jack Twyman	vs. Minneapolis	Jan. 15, 1960
Half (2nd)	34	Mike Bibby	at Philadelphia	Jan. 24, 2006
Half (2nd)	34	Jack Twyman	vs. Minneapolis	Jan. 15, 1960
Quarter (4th)	25	Mitch Richmond	at Houston	Dec. 15, 1995
MOST FIELD GOALS MADE				
Game (+ 10T)	24	Chris Webber	vs. Indiana	Jan. 5, 2001
Game	22	three times		
Half (2nd)	15	Wayman Tisdale	at Detroit	Mar. 6, 1990
Quarter	9	several times		
MOST FIELD GOALS ATTEMPTED				
Game (+ 10T)	47	Chris Webber	vs. Indiana	Jan. 5, 2001
Game (+ 10T)	47	Jack Twyman	vs. St. Louis	Feb. 28, 1959
Game	39	three times		
Half	23	three times		
Quarter (2nd)	15	Jack Twyman	vs. St. Louis	Feb. 28, 1959
MOST FREE THROWS MADE				
Game (+ 10T)	23	three times		
Half (2nd)	19	Oscar Robertson	at Baltimore	Dec. 27, 1964
Quarter (4th)	13	Mitch Richmond	vs. Detroit	Jan. 22, 1997
Quarter (4th)	13	Oscar Robertson	at Baltimore	Dec. 27, 1964*
MOST FREE THROWS ATTEMPTED				
Game (+ 10T)	26	Kevin Martin	at Golden State	Apr. 1, 2009
Game	26	Oscar Robertson	at Baltimore	Dec. 27, 1964
Half (2nd)	22	Oscar Robertson	at Baltimore	Dec. 27, 1964
Quarter (4th)	16	Oscar Robertson	at Baltimore	Dec. 27, 1964
MOST REBOUNDS				
Game	40	Jerry Lucas	at Philadelphia	Feb. 29, 1964
Half (2nd)	27	Jerry Lucas	vs. San Francisco	Jan. 28, 1969
Quarter	14	three times		
MOST OFFENSIVE REBOUNDS (not an official NBA statistic until 1973-74)				
Game	14	Olden Polynice	at Milwaukee	Mar. 11, 1994
Half (1st)	10	DeMarcus Cousins	vs. Indiana	Jan. 18, 2012
Quarter (4th)	7	Corey Brewer	vs. Houston	Apr. 2, 2019
Quarter (3rd)	7	Vlade Divac	vs. Atlanta	Feb. 20, 2001
MOST DEFENSIVE REBOUNDS (not an official NBA statistic until 1973-74)				
Game	20	DeMarcus Cousins	vs. New Orleans	Apr. 3, 2015
Half (2nd)	14	DeMarcus Cousins	vs. New Orleans	Apr. 3, 2015
Quarter	9	three times		
MOST ASSISTS				
Game (+10T)	22	Oscar Robertson	vs. New York	Mar. 5, 1966
Game	22	Phil Ford	vs. Milwaukee	Feb. 21, 1979
Game	22	Oscar Robertson	vs. Syracuse	Oct. 29, 1961
Half	14	three times		
Quarter (1st)	10	Kenny Smith	vs. Portland	Feb. 11, 1988
MOST 3-POINT FIELD GOALS MADE (not an official NBA statistic until 1979-80)				
Game	11	Buddy Hield	at Boston	Nov. 25, 2019
Half (2nd)	8	Harrison Barnes	at Portland	Oct. 20, 2021
Half (2nd)	8	Buddy Hield	at Boston	Nov. 25, 2019
Quarter (3rd)	6	Harrison Barnes	at Portland	Oct. 20, 2021
Quarter (2nd)	6	Omri Casspi	at Golden State	Dec. 28, 2015
MOST 3-POINT FIELD GOALS ATTEMPTED (not an official NBA statistic until 1979-80)				
Game	21	Buddy Hield	at Boston	Nov. 25, 2019
Half (2nd)	12	Buddy Hield	at Boston	Nov. 25, 2019
Half (2nd)	12	Jason Williams	vs. Minnesota	Apr. 23, 1999
Quarter (3rd)	8	Buddy Hield	at Boston	Nov. 25, 2019
Quarter (3rd)	8	Jason Williams	vs. Minnesota	Apr. 23, 1999
MOST PERSONAL FOULS				
Game	6	several times		
Half	6	several times		
Quarter (4th)	6	four times		

# FRANCHISE RECORDS

## MOST STEALS (not an official NBA statistic until 1973-74)

Game.....	8	four times		
Half (2nd).....	6	three times		
Quarter (3rd).....	6	Randy Brown	at Milwaukee	Jan. 11, 1992

## MOST BLOCKED SHOTS (not an official NBA statistic until 1973-74)

Game.....	9	three times		
Half (2nd).....	8	Michael Stewart	vs. LA Clippers	Jan. 6, 1998
Quarter (3rd).....	6	Michael Stewart	vs. LA Clippers	Jan. 6, 1998
Quarter (3rd).....	6	Duane Causwell	vs. Denver	Apr. 18, 1991

## MOST TURNOVERS (not an official NBA statistic until 1977-78)

Game (+ 10T).....	11	Mitch Richmond	at Golden State	Dec. 13, 1997
Game.....	11	Mike Bibby	at Chicago	Nov. 3, 2006
Half (2nd).....	8	Mike Bibby	at Chicago	Nov. 3, 2006
Half (2nd).....	8	Mitch Richmond	at Golden State	Dec. 13, 1997
Quarter (4th).....	6	four times		

## HIGHEST FIELD GOAL PERCENTAGE (minimum of 20 attempts)

Game.....	.917 (22-24)	Mike Woodson	vs. Houston	Feb. 20, 1983
-----------	--------------	--------------	-------------	---------------

## HIGHEST FREE THROW PERCENTAGE (minimum of 13 attempts)

Game.....	1.000	several times		
-----------	-------	---------------	--	--

## KINGS-ROYALS TEAM RECORDS (MOST)

### MOST POINTS

Game (+20T).....	176	at LA Clippers	Feb. 24, 2023
Game.....	165	vs. San Diego	Mar. 12, 1970
Half (1st).....	89	vs. San Diego	Mar. 12, 1970
Quarter (1st).....	49	vs. Boston	Jan. 23, 1963
Overtime.....	24	vs. Utah	Mar. 17, 1990

### MOST FIELD GOALS MADE

Game.....	67	vs. San Diego	Mar. 12, 1970
Half (1st).....	36	vs. Philadelphia	Feb. 13, 1962
Quarter (1st).....	21	vs. Boston	Jan. 23, 1963

### MOST FIELD GOALS ATTEMPTED

Game.....	138	against Philadelphia	Jan. 2, 1956
Half (1st).....	70	vs. San Diego	Mar. 12, 1970
Quarter (1st).....	39	vs. San Diego	Mar. 12, 1970

### MOST FREE THROWS MADE

Game.....	47	at Milwaukee	Nov. 30, 1952
Half (2nd).....	30	at Detroit	Dec. 7, 1985
Quarter (4th).....	24	at Baltimore	Dec. 27, 1964

### MOST FREE THROWS ATTEMPTED

Game.....	59	three times	
Half (2nd).....	40	at Detroit	Dec. 7, 1985
Quarter (4th).....	29	at Baltimore	Dec. 27, 1964

### MOST REBOUNDS

Game (+ 10T).....	108	at St. Louis	Nov. 23, 1955
Game.....	95	at Philadelphia	Jan. 18, 1962
Half (2nd).....	56	vs. Boston	Nov. 8, 1957
Quarter (1st).....	30	vs. Syracuse	Oct. 27, 1960

### MOST OFFENSIVE REBOUNDS (not an official NBA statistic until 1973-74)

Game.....	37	at Denver	Jan. 4, 1983
Half (2nd).....	22	vs. Portland	Jan. 25, 1986
Quarter (3rd).....	15	vs. LA Clippers	Mar. 29, 1986

### MOST DEFENSIVE REBOUNDS (not an official NBA statistic until 1973-74)

Game (+ 20T).....	51	vs. Minnesota	Dec. 26, 2019
Game.....	50	at Chicago	Mar. 12, 1976
Half (2nd).....	29	vs. Indiana	Nov. 30, 2022
Quarter (3rd).....	18	vs. Washington	Feb. 14, 1987

### MOST ASSISTS

Game.....	49	vs. Baltimore	Feb. 24, 1952
Half (1st).....	26	vs. San Antonio	Mar. 11, 1986
Quarter (4th).....	16	at Portland	Jan. 26, 1986



# FRANCHISE RECORDS

## MOST 3-POINT FIELD GOALS MADE (not an official NBA statistic until 1979-80)

Game.....	23	vs. Orlando	Jan. 9, 2023
Half (1st).....	15	at LA Clippers	Jan. 30, 2020
Quarter (1st).....	+12	vs. Memphis	Jan. 23, 2023

## MOST 3-POINT FIELD GOALS ATTEMPTED (not an official NBA statistic until 1979-80)

Game.....	52	at Utah	Mar. 20, 2023
Half (1st).....	30	vs. Chicago	Dec. 4, 2022
Quarter (4th).....	17	at Dallas	Oct. 31, 2021

## MOST PERSONAL FOULS

Game.....	52	at Syracuse	Jan. 15, 1953
Half (1st).....	30	at Syracuse	Jan. 15, 1953*
Quarter (1st).....	16	at Syracuse	Jan. 15, 1953

## MOST DISQUALIFICATIONS

Game.....	5	at Denver	Nov. 11, 1978
Game.....	5	at Philadelphia	Dec. 11, 1952

## MOST STEALS (not an official NBA statistic until 1973-74)

Game.....	28	at Milwaukee	Nov. 1, 1977
Half (1st).....	13	vs. Philadelphia	Jan. 2, 1993
Quarter (3rd).....	8	vs. Houston	Nov. 2, 1997
Quarter (2nd).....	8	vs. LA Clippers	Nov. 5, 1995
Quarter (3rd).....	8	twice	Jan. 16, 2022

## MOST BLOCKED SHOTS (not an official NBA statistic until 1973-74)

Game.....	17	vs. LA Clippers	Jan. 6, 1998
Half (1st).....	11	vs. Orlando	Apr. 11, 1991
Quarter (3rd).....	8	vs. Chicago	Nov. 27, 2010
Quarter (3rd).....	8	vs. Denver	Apr. 18, 1991

## MOST TURNOVERS

Game.....	40	at Detroit	Feb. 18, 1973
Half (1st).....	22	at Detroit	Feb. 18, 1973
Quarter (4th).....	16	at Denver	Nov. 8, 1989

## HIGHEST FIELD GOAL PERCENTAGE

Game.....	.654 (51-78)	vs. Houston	Mar. 20, 2001
-----------	--------------	-------------	---------------

## KINGS-ROYALS TEAM RECORDS (FEWEST)

### FEWEST POINTS

Game.....	53	at Milwaukee	Mar. 14, 1954
Half (1st).....	23	at San Antonio	Nov. 2, 2007
Quarter (1st).....	4	at LA Lakers	Feb. 4, 1987

### FEWEST FIELD GOALS MADE

Game.....	16	at Tri-Cities	Jan. 18, 1950
Half (1st).....	7	at San Antonio	Nov. 2, 2007
Quarter (4th).....	0	at Utah	Feb. 3, 2006
Quarter (1st).....	0	at LA Lakers	Feb. 4, 1987

### FEWEST FIELD GOALS ATTEMPTED

Game.....	60	vs. Utah	Apr. 20, 1997
Half (2nd).....	25	vs. Charlotte	Mar. 29, 1996
Quarter.....	10	three times	Apr. 21, 1995

### FEWEST FREE THROWS MADE

Game.....	3	at Phoenix	Apr. 4, 1982
Half.....	0	several times	
Quarter.....	0	several times	

### FEWEST FREE THROWS ATTEMPTED

Game.....	6	vs. Dallas	Feb. 3, 2018
Game.....	6	vs. Charlotte	Jan. 12, 1997
Half (1st).....	0	at Golden State	Mar. 17, 2005
Quarter.....	0	several times	

### FEWEST REBOUNDS

Game.....	23	at New York	Nov. 15, 1997
Half (1st).....	8	at LA Lakers	Feb. 4, 1989
Quarter.....	3	several times	

### FEWEST OFFENSIVE REBOUNDS (not an official NBA statistic until 1973-74)

Game.....	1	vs. Golden State	Jan. 8, 2017
-----------	---	------------------	--------------

### FEWEST DEFENSIVE REBOUNDS (not an official NBA statistic until 1973-74)

Game.....	14	vs. LA Lakers	Dec. 28, 1985
-----------	----	---------------	---------------

# FRANCHISE RECORDS

FEWEST ASSISTS			
Game	3	vs. Chicago (@ Evansville, IN)	Dec. 5, 1967
FEWEST PERSONAL FOULS			
Game (+ 6OT)	9	vs. Indianapolis	Jan. 6, 1951
Half (2nd)	0	vs. Indianapolis	Jan. 6, 1951
FEWEST STEALS (not an official NBA statistic until 1973-74)			
Game	0	six times	
FEWEST BLOCKED SHOTS (not an official NBA statistic until 1973-74)			
Game	0	several times	
FEWEST TURNOVERS			
Game	3	three times	
Half	1	several times	
LOWEST FIELD GOAL PERCENTAGE			
Game	.250 (—)	at St. Louis	Nov. 23, 1955
Game	.250 (23-92)	at New York	Jan. 10, 1954
LOWEST FREE THROW PERCENTAGE			
Game	.357 (5-14)	at LA Clippers	Apr. 18, 1998

## OPPONENT INDIVIDUAL RECORDS

MOST POINTS				
Game	65	Wilt Chamberlain	vs. Philadelphia	Feb. 13, 1962
Half (2nd)	40	Wilt Chamberlain	vs. San Francisco	Feb. 7, 1963
Quarter (3rd)	37	Klay Thompson	at Golden State	Jan. 23, 2015
MOST FIELD GOALS MADE				
Game	27	Wilt Chamberlain	at San Francisco	Nov. 21, 1962
Half (2nd)	16	Wilt Chamberlain	vs. San Francisco	Feb. 7, 1963
Quarter (3rd)	13	Klay Thompson	at Golden State	Jan. 23, 2015
MOST FIELD GOALS ATTEMPTED				
Game (+ 10T)	60	Wilt Chamberlain	vs. San Francisco	Oct. 28, 1962
Game	52	Wilt Chamberlain	at San Francisco	Nov. 21, 1962
Half (1st)	30	Wilt Chamberlain	vs. San Francisco	Oct. 28, 1962
Quarter	15	four times		
MOST FREE THROWS MADE				
Game	21	Jack Sikma	at Seattle	Nov. 14, 1980
Game	21	Spencer Haywood	at Seattle	Jan. 3, 1973
Half (2nd)	17	Adrian Dantley	at Detroit	Dec. 10, 1986
Quarter (4th)	14	Adrian Dantley	at Detroit	Dec. 10, 1986
MOST FREE THROWS ATTEMPTED				
Game	30	Wilt Chamberlain	vs. Philadelphia	Feb. 13, 1962
Half (2nd)	19	Adrian Dantley	at Detroit	Dec. 10, 1986
Quarter (4th)	15	Adrian Dantley	at Detroit	Dec. 10, 1986
Quarter (1st)	15	Wilt Chamberlain	vs. Philadelphia	Feb. 13, 1962
MOST REBOUNDS				
Game	40	Bill Russell	at Boston	Dec. 12, 1958
Half (2nd)	23	Wilt Chamberlain	vs. Philadelphia	Jan. 24, 1960
Quarter (1st)	17	Bill Russell	at Boston	Dec. 12, 1958
MOST OFFENSIVE REBOUNDS (not an official NBA statistic until 1973-74)				
Game	13	Steven Adams	at Memphis	Jan. 1, 2023
Game	13	Clifford Rozier	at Golden State	Apr. 20, 1995
Half (1st)	10	three times		
Quarter (1st)	10	Moses Malone	at Milwaukee	Jan. 11, 1992
MOST DEFENSIVE REBOUNDS (not an official NBA statistic until 1973-74)				
Game (+ 10T)	23	Kevin Garnett	vs. Minnesota	Dec. 4, 2003
Game	23	three times		
Half (1st)	16	Lorenzen Wright	at LA Clippers	Mar. 11, 1999
Quarter (1st)	11	Hassan Whiteside	at Miami	Oct. 29, 2018
MOST ASSISTS				
Game	21	Sherman Douglas	at Boston	Dec. 8, 1993
Game	21	Nate McMillan	at Seattle	Mar. 31, 1987
Game	21	Isiah Thomas	vs. Detroit	Dec. 22, 1984
Half (1st)	15	Magic Johnson	at LA Lakers	Feb. 4, 1987
Quarter (1st)	11	Baron Davis	at Golden State	Nov. 16, 2006

# FRANCHISE RECORDS

## MOST 3-POINT FIELD GOALS MADE (not an official NBA statistic until 1979-80)

Game.....	11	J.R. Smith	at Denver	Apr. 13, 2009
Game.....	11	Klay Thompson	at Golden State	Jan. 23, 2015
Half (2nd).....	9	Klay Thompson	at Golden State	Jan. 23, 2015
Quarter (3rd).....	+9	Klay Thompson	at Golden State	Jan. 23, 2015

## MOST THREE-POINT FIELD GOALS ATTEMPTED (not an official NBA statistic until 1979-80)

Game.....	23	James Harden	at Houston	Mar. 30, 2019
Half (2nd).....	14	Stephen Curry	vs. Golden State	Jan. 5, 2019
Quarter (3rd).....	9	three times		

## MOST PERSONAL FOULS

Game.....	6	several times		
Half.....	6	several times		
Quarter (1st).....	6	three times		

## MOST STEALS (not an official NBA statistic until 1973-74)

Game.....	11	Larry Kenon	vs. San Antonio	Dec. 26, 1976
Half (2nd).....	8	Clyde Drexler	at Houston	Nov. 1, 1996
Quarter.....	5	three times		

## MOST BLOCKED SHOTS (not an official NBA statistic until 1973-74)

Game.....	11	David Robinson	at San Antonio	Dec. 28, 1990
Game.....	11	Kareem Abdul-Jabbar	at Los Angeles	Nov. 25, 1979
Half.....	7	three times		
Quarter (3rd).....	7	Manute Bol	vs. Philadelphia	Feb. 14, 1991
Quarter (4th).....	7	Hakeem Olajuwon	vs. Houston	Jan. 19, 1988

## MOST TURNOVERS

Game.....	11	three times		
Half (1st).....	8	three times		
Quarter (4th).....	7	Shaquille O'Neal	at LA Lakers	Apr. 14, 2000

## OPPONENT TEAM RECORDS (MOST)

### MOST POINTS

Game (+20T).....	175	at LA Clippers	Feb. 24, 2023
Game.....	155	at Golden State	Mar. 4, 1989
Half (2nd).....	91	vs. Boston	Nov. 11, 1959
Quarter (3rd).....	57	at Golden State	Mar. 4, 1989

### MOST FIELD GOALS MADE

Game.....	67	vs. San Diego	Mar. 12, 1970
Half (1st).....	37	vs. San Diego	Mar. 12, 1970
Quarter.....	22	three times	

### MOST FIELD GOALS ATTEMPTED

Game.....	160	against Philadelphia	Jan. 2, 1956
Half (2nd).....	73	vs. Philadelphia	Nov. 15, 1960
Quarter (4th).....	40	vs. Philadelphia	Nov. 15, 1960

### MOST FREE THROWS MADE

Game.....	51	at Syracuse	Jan. 15, 1953
Half (2nd).....	33	at Golden State	Jan. 26, 1996
Quarter (4th).....	20	at Utah	Feb. 3, 2006
Quarter (4th).....	20	at Milwaukee	Feb. 1, 1991
Quarter (4th).....	20	at Dallas	Nov. 2, 1985

### MOST FREE THROWS ATTEMPTED

Game.....	66	at New York	Dec. 3, 1957
Half (2nd).....	43	at Golden State	Jan. 26, 1996
Quarter.....	25	three times	

### MOST REBOUNDS

Game (+ 10T).....	109	at St. Louis	Nov. 23, 1955
Game.....	107	at Boston	Jan. 12, 1962
Half (1st).....	65	at Boston	Jan. 12, 1962
Quarter (1st).....	35	at Philadelphia	Nov. 8, 1959

### MOST OFFENSIVE REBOUNDS (not an official NBA statistic until 1973-74)

Game.....	30	vs. Portland	Apr. 23, 1993
Game.....	30	vs. Portland	Apr. 18, 1989
Half.....	19	several times	
Quarter (3rd).....	15	at Washington	Jan. 12, 1987

### MOST DEFENSIVE REBOUNDS (not an official NBA statistic until 1973-74)

Game.....	54	at Memphis	Nov. 28, 2021
Half (2nd).....	30	vs. Philadelphia	Feb. 9, 2021
Quarter(1st).....	19	at Clippers	Apr. 9, 2022

# FRANCHISE RECORDS

## MOST ASSISTS

Game.....	47	at Denver	Dec. 2, 1987
Half (2nd).....	25	at LA Clippers	Mar. 15, 1992
Half (1st).....	25	at Indiana	Feb. 19, 1992
Quarter (3rd).....	17	at Boston	Feb. 4, 1990

## MOST 3-POINT FIELD GOALS MADE (not an official NBA statistic until 1979-80)

Game.....	27	vs. Brooklyn	Feb. 15, 2021
Half (2nd).....	16	vs. Houston	Apr. 2, 2019
Quarter.....	10	several times	

## MOST 3-POINT FIELD GOALS ATTEMPTED (not an official NBA statistic until 1979-80)

Game.....	61	vs. Houston	Apr. 2, 2019
Half (2nd).....	34	vs. Houston	Apr. 2, 2019
Quarter (4th).....	18	vs. Houston	Apr. 2, 2019

## MOST PERSONAL FOULS

Game (+30T).....	47	vs. Minneapolis	Nov. 14, 1953
Game.....	47	vs. Fort Wayne	Jan. 3, 1953
Half (2nd).....	25	vs. Golden State	Dec. 7, 1997
Quarter (4th).....	15	vs. Golden State	Dec. 7, 1997

## MOST DISQUALIFICATIONS

Game.....	4	three times	
-----------	---	-------------	--

## MOST STEALS (not an official NBA statistic until 1973-74)

Game.....	23	vs. Seattle	Feb. 26, 1993
Game.....	23	at Los Angeles	Nov. 9, 1982
Half.....	13	several times	
Quarter (4th).....	10	at LA Clippers	Apr. 7, 2012

## MOST BLOCKED SHOTS (not an official NBA statistic until 1973-74)

Game.....	18	at New Orleans	Jan. 23, 1979
Half.....	10	three times	
Quarter (4th).....	9	vs. Atlanta	Feb. 20, 2008

## MOST TURNOVERS (not an official NBA statistic until 1977-78)

Game.....	37	vs. Golden State	Feb. 9, 1983
Half.....	19	three times	
Quarter.....	13	three times	

## HIGHEST FIELD GOAL PERCENTAGE

Game.....	.667 (54-81)	at Milwaukee	Dec. 15, 1985
-----------	--------------	--------------	---------------

## OPPONENT TEAM RECORDS (FEWEST)

### FEWEST POINTS

Game.....	53	vs. Philadelphia	Nov. 5, 1949
Game.....	53	at Indianapolis	Feb. 18, 1949
Half (1st).....	25	at Phoenix	Mar. 7, 2001
Quarter (3rd).....	2	at Ft. Wayne	Dec. 19, 1948

### FEWEST FIELD GOALS MADE

Game.....	11	at Ft. Wayne	Nov. 15, 1953
Half (1st).....	4	at Ft. Wayne	Nov. 15, 1953
Quarter (4th).....	1	at Cleveland	Nov. 26, 2002
Quarter (4th).....	1	at New Jersey	Dec. 17, 2000

### FEWEST FIELD GOALS ATTEMPTED

Game.....	47	at Ft. Wayne	Nov. 15, 1953
Half (1st).....	20	at Ft. Wayne	Nov. 15, 1953
Quarter (1st).....	8	at Ft. Wayne	Nov. 15, 1953

### FEWEST FREE THROWS MADE

Game.....	3	at Dallas	Feb. 16, 2011
Half (1st).....	0	several times	
Quarter.....	0	several times	

### FEWEST FREE THROWS ATTEMPTED

Game.....	4	vs. Milwaukee	Feb. 25, 1975
Half (1st).....	0	at Minnesota	Jan. 10, 2003
Half (1st).....	0	vs. Indianapolis	Jan. 6, 1951
Quarter.....	0	several times	

### FEWEST REBOUNDS

Game.....	21	vs. Philadelphia	Jan. 20, 1951
Half (2nd).....	7	vs. Phoenix	Jan. 2, 2016
Quarter.....	0	several times	



# FRANCHISE RECORDS

## FEWEST OFFENSIVE REBOUNDS (not an official NBA statistic until 1973-74)

Game .....	1	vs. Milwaukee	Nov. 28, 2017
Game .....	1	at Brooklyn	Mar. 9, 2014

## FEWEST DEFENSIVE REBOUNDS (not an official NBA statistic until 1973-74)

Game .....	15	at LA Clippers	Apr. 11, 1995
------------	----	----------------	---------------

## FEWEST ASSISTS

Game .....	6	three times
------------	---	-------------

## FEWEST PERSONAL FOULS

Game .....	7	vs. Houston	Dec. 1, 2002
Half (1st) .....	2	several times	

## FEWEST STEALS

Game .....	0	several times
------------	---	---------------

## FEWEST BLOCKED SHOTS


Game .....	0	several times
------------	---	---------------

## FEWEST TURNOVERS

Game .....	3	vs. Charlotte	Jan. 2, 2018
Game .....	3	vs. Indiana	Jan. 6, 1979

## LOWEST FIELD GOAL PERCENTAGE

Game (+ 10T) .....	.270 (—)	at St. Louis	Nov. 23, 1955
--------------------	----------	--------------	---------------



## CONSECUTIVE RECORDS

### INDIVIDUAL

Games Played	609,	Jack Twyman, 11/5/55-10/29/63
Most Field Goals	16,	Wayman Tisdale, two games, 3/6-3/8/90
Most Field Goals, Game	15,	Wayman Tisdale, 3/6/90 at Detroit
Most Free Throws	51,	Mike Bibby, 14 games, 3/20-4/16/03
Most Free Throws (Sac-Era)	51,	Mike Bibby, 14 games, 3/20-4/16/03
Most Free Throws, Game	18,	Oscar Robertson, 1/30/62 at St. Louis
Consecutive 20-point games	76,	Oscar Robertson, 1963
Consecutive 20-point games (sac-Era)	18,	Chris Webber, 2000-01

### TEAM

Most Field Goals, Game	14,	3/20/01 vs. Houston*
Most Free Throws, Game	35,	1/24/87 vs. Detroit

\* since 1997-98

# SUNDRY RECORDS

## LARGEST WIN MARGINS

Kansas City-Sacramento Era			Rochester-Cincinnati Era		
58	139-81	vs. Dallas, 12/29/92	40	134-94	vs. New York, 12/10/61
56	154-98	vs. Philadelphia, 1/2/93	38	122-84	vs. St. Louis, 3/10/58
44	124-80	vs. Cleveland, 1/12/14	34	146-112	vs. LA Lakers, 1/5/71
44	146-102	vs. Denver, 12/22/82	34	125-91	vs. N.Y. (@ Cleveland), 2/16/68
42	121-79	vs. Chicago, 3/13/13	34	130-96	vs. Detroit, 12/31/57
40	120-180	at Portland, 3/29/23	33	104-71	vs. Fort Wayne, 1/26/52
39	119-80	vs. Chicago, 2/8/00	33	108-75	vs. Sheboygan, 11/1/49
39	108-69	vs. Miami, 4/10/89			
39	144-105	vs. San Diego, 3/6/83			
39	124-85	vs. Portland, 12/12/79			

## LARGEST LOSS MARGINS

Kansas City-Sacramento Era			Rochester-Cincinnati Era		
62	91-153	at Golden State, 11/2/91	44	102-146	at Los Angeles, 2/6/68
58	82-140	at Milwaukee, 12/15/85	43	92-135	vs. New York, 2/6/70
55	85-140	at Phoenix, 4/17/89	43	108-151	at Baltimore, 3/3/65
53	75-128	at Boston, 1/25/22	40	91-131	at Detroit, 12/26/58
49	105-154	vs Utah, 4/28/21	39	88-127	at St. Louis, 2/1/58
48	81-129	at Phoenix, 2/2/09			

## HIGHEST SCORING GAMES

Kansas City-Sacramento Era			Rochester-Cincinnati Era		
176-175	at	LA Clippers, 2/24/23 (2OT)	165-151	vs.	San Diego, 3/12/70 (1 OT)
154-98	vs.	Philadelphia, 1/2/93	156-127	vs.	Atlanta, 12/5/69
146-115	at	Atlanta, 11/1/18	153-133	vs.	Seattle (@ Cleveland), 11/24/67
146-102	vs.	Denver, 12/22/82	153-125	at	Chicago, 2/21/62
145-129	at	New York, 12/8/79	152-132	vs.	Philadelphia, 2/13/62
144-105	vs.	San Diego, 3/6/83	151-133	at	Philadelphia, 1/18/62
143-155	at	Golden State, 3/4/89	149-145	vs.	New York, 3/5/66 (1 OT)
143-132	vs.	Chicago, 12/1/82	148-121	vs.	San Francisco, 1/16/68
142-130	vs.	Orlando, 12/8/21	147-130	vs.	Detroit (@ Cleveland), 12/15/67
142-119	vs.	Phoenix, 1/2/16	147-119	vs.	Chicago, 3/11/67
142-117	vs.	Golden State, 2/9/89	147-121	vs.	Detroit (@ Lima, OH), 2/12/64
142-147	at	Portland, 1/6/89 (2OT)			
142-140	vs.	Denver, 3/7/85			
142-137	vs.	Cleveland, 2/28/84 (2OT)			
142-128	vs.	Washington, 1/26/79			

## LOWEST SCORING GAMES

Kansas City-Sacramento Era			Rochester-Cincinnati Era		
59-101	at	Charlotte, 1/10/91	53-91	at	Milwaukee, 3/14/54
60-99	at	Dallas, 1/14/12	57-69	at	Minneapolis, 1/7/51
63-108	vs.	Boston, 12/28/08	58-69	at	Minneapolis, 2/8/51
66-92	at	Portland, 4/14/98	58-67	at	Minneapolis, 12/12/48
66-95	at	Detroit, 12/1/96	59-70	at	Indianapolis, 1/20/53
67-93	at	New OrL./Okla. City, 11/1/05	61-59	at	Indianapolis, 3/10/53
67-109	at	San Antonio, 1/10/98	61-98	at	Chicago, 3/20/49
67-89	at	Chicago, 3/19/96	62-61	at	Milwaukee, 2/10/54
			62-73	at	Indianapolis, 1/6/49

## OVERALL WIN STREAKS

Roch.-Cin. Era		KC-Sac. Era	
15	2/17/50 to 3/19/50	12	12/23/01 to 1/21/02
13	2/10/49 to 3/12/49	11	3/26/02 to 4/12/02
12	1/30/64 to 2/17/64	8	11/14/03 to 11/30/03
10	1/10/49 to 2/1/49	8	11/12/99 to 11/26/99
9	12/17/49 to 1/4/50	8	12/2/79 to 12/19/79

## OVERALL LOSING STREAKS

Roch.-Cin. Era		KC-Sac. Era	
14	12/12/71 to 1/9/72	12	3/9/98 to 4/3/98
14	1/16/60 to 2/10/60	11	2/5/96 to 2/26/96
11	1/10/57 to 1/30/57	11	12/13/75 to 1/3/76
9	three times, last 11/8/59 to 11/21/60	11	11/16/73 to 12/1/73

## HOME WIN STREAKS

Roch.-Cin. Era		KC-Sac. Era	
23	11/1/49 to 2/7/50	20	12/4/01 to 2/14/02
14	1/11/49 to 3/12/49	15	1/4/79 to 2/25/79
13	12/14/65 to 3/1/66	14	1/15/06 to 3/21/06
12	1/23/51 to 3/8/51	13	10/29/02 to 12/17/02
10	10/20/65 to 12/5/65	12	1/21/75 to 3/6/75
10	2/19/50 to 3/19/50		

## HOME LOSING STREAKS

Roch.-Cin. Era		KC-Sac. Era	
8	12/12/71 to 1/8/72	8	3/16/22 to 4/19/91
6	10/30/59 to 11/21/59	8	11/11/08 to 12/6/08
5	12/28/68 to 1/28/69	8	11/24/93 to 12/19/93
5	1/20/60 to 2/16/60	7	2/24/16 to 3/16/16
5	1/5/57 to 1/26/57	7	3/31/90 to 4/21/90
4	several times	7	2/14/89 to 3/1/89

## ROAD WIN STREAKS

Roch.-Cin. Era		KC-Sac. Era	
5	2/2/64 to 2/22/64	9	3/17/02 to 4/12/02
5	1/25/63 to 2/17/63	7	2/24/23 to 3/18/23
5	11/24/61 to 12/26/61	5	1/28/04 to 2/11/04
5	2/24/54 to 3/11/54	4	nine times, last 4/30/21 to 5/5/21
5	2/10/49 to 3/10/49		
5	1/10/49 to 2/1/49		

## ROAD LOSING STREAKS

Roch.-Cin. Era		KC-Sac. Era	
15	1/22/71 to 2/28/71	37	11/21/90 to 4/19/91
15	12/26/58 to 3/8/59	15	12/23/81 to 1/27/82
11	12/13/59 to 2/7/60	14	11/12/77 to 1/17/78
10	1/21/66 to 2/19/66	13	12/10/21 to 2/3/22
10	1/21/51 to 2/22/51	13	11/23/08 to 1/6/09
		13	3/5/88 to 4/17/88
		12	11/22/10 to 1/12/11
		12	11/23/08 to 1/6/09
		12	12/5/72 to 1/12/73

# FRANCHISE CAREER LEADERS

## GAMES PLAYED

1.	Sam Lacey	888
2.	Jack Twyman	823
3.	Oscar Robertson	752
4.	Adrian Smith	653
5.	Wayne Embry	603
6.	Bobby Wanzer	568
7.	Scott Wedman	546
8.	Jason Thompson	541
9.	Peja Stojakovic	518
10.	Mitch Richmond	517

## MINUTES

1.	Oscar Robertson	33,088
2.	Sam Lacey	29,991
3.	Jack Twyman	26,147
4.	Jerry Lucas	20,024
5.	Mitch Richmond	19,532
6.	Scott Wedman	18,973
7.	Peja Stojakovic	17,723
8.	Wayne Embry	17,591
9.	Nate Archibald	17,520
10.	Adrian Smith	17,443



**OSCAR ROBERTSON**

## POINTS

1.	Oscar Robertson	22,009
2.	Jack Twyman	15,840
3.	Mitch Richmond	12,070
4.	Nate Archibald	10,894
5.	Sam Lacey	9,895
6.	DeMarcus Cousins	9,894
7.	Peja Stojakovic	9,498
8.	Jerry Lucas	9,107
9.	Eddie Johnson	9,027
10.	Scott Wedman	9,002

## REBOUNDS

1.	Sam Lacey	9,353
2.	Jerry Lucas	8,876
3.	Oscar Robertson	6,380
4.	Wayne Embry	6,257
5.	Jack Twyman	5,424
6.	DeMarcus Cousins	5,057
7.	LaSalle Thompson	4,214
8.	Chris Webber	4,006
9.	Arnie Risen	3,812
10.	Jason Thompson	3,746

## FIELD GOALS MADE

1.	Oscar Robertson	7,713
2.	Jack Twyman	6,237
3.	Mitch Richmond	4,230
4.	Sam Lacey	4,101
5.	Nate Archibald	3,946
6.	Scott Wedman	3,856
7.	Eddie Johnson	3,723
8.	Chris Webber	3,691
9.	Jerry Lucas	3,650
10.	DeMarcus Cousins	3,557

## FIELD GOALS ATTEMPTED

1.	Oscar Robertson	15,785
2.	Jack Twyman	13,873
3.	Mitch Richmond	9,338
4.	Sam Lacey	9,280
5.	Nate Archibald	8,451
6.	Scott Wedman	7,911
7.	Chris Webber	7,807
8.	Eddie Johnson	7,750
9.	DeMarcus Cousins	7,746
10.	Jerry Lucas	7,339

## FIELD GOAL PERCENTAGE (min. 1500 att.)

1.	Steve Johnson	.603	(956-1586)
2.	Johnny Green	.575	(1504-2608)
3.	Otis Thorpe	.543	(1979-3647)
4.	Willie Cauley-Stein	.534	(1246-2334)
5.	Joe Meriweather	.527	(825-1565)
6.	Reggie King	.519	(1216-2345)
7.	Duane Causwell	.516	(920-1783)
8.	Otis Birdsong	.514	(2702-5253)
9.	Wayman Tisdale	.509	(2853-5610)
10.	Lawrence Funderburke	.506	(809-1600)

## FREE THROWS MADE

1.	Oscar Robertson	6,583
2.	Jack Twyman	3,366
3.	Nate Archibald	3,002
4.	Mitch Richmond	2,617
5.	DeMarcus Cousins	2,604
6.	Bobby Wanzer	2,388
7.	Adrian Smith	2,173
8.	Arnie Risen	2,023
9.	Bob Davies	2,010
10.	Wayne Embry	1,944

## FREE THROWS ATTEMPTED

1.	Oscar Robertson	7,867
2.	Jack Twyman	4,325
3.	Nate Archibald	3,635
4.	DeMarcus Cousins	3,546
5.	Mitch Richmond	3,088
6.	Wayne Embry	3,022
7.	Bobby Wanzer	2,976
8.	Arnie Risen	2,888
9.	Bob Davies	2,647
10.	Adrian Smith	2,611

## FREE THROW PERCENTAGE (min 500 att.)

1.	Peja Stojakovic	.893	(1724-1931)
2.	Doug Christie	.863	(825-956)
	Buddy Hield	.863	(560-649)
4.	Spud Webb	.862	(971-1126)
5.	Isaiah Thomas	.857	(753-879)
6.	Ron Boone	.853	(644-755)
7.	Kevin Martin	.850	(1791-2107)
8.	Mitch Richmond	.847	(2617-3088)
9.	Beno Udrih	.845	(563-666)
10.	Jimmy Walker	.844	(751-890)

## KINGS LEAGUE LEADERS

In 1972-73, Nate Archibald became the first player in NBA history to lead the league in points (34.0) and assists (11.4). Nearly three decades later, he remains the sole individual to claim this achievement. Following is a list of Kings-Royals players who have led the NBA in a statistical category at season's end.

Year	Individual	Category	Stat	Year	Individual	Category	Stat
1948-49	Arnie Risen	FG%	.423	1969-70	Johnny Green	FG%	.559
	Bob Davies	assists	5.4	1970-71	Johnny Green	FG%	.587
1951-52	Bobby Wanzer	FT%	.904		Norm Van Lier	assists	10.1
1956-57	Maurice Stokes	rebounds	17.4	1972-73	Nate Archibald	points	34.0
1957-58	Jack Twyman	FG%	.452			assists	11.4
1960-61	Oscar Robertson	assists	9.7	1989-90	Rodney McCray	minutes	3238
1961-62	Oscar Robertson	assists	11.4	1990-91	Jim Les	3pt FG%	.461
1963-64	Oscar Robertson	assists	11.0	1994-95	Spud Webb	FT%	.934
	Jerry Lucas	FG%	.527	1998-99	Chris Webber	rebounds	13.0
1964-65	Oscar Robertson	assists	11.5	2003-04	Peja Stojakovic	FT%	.927
1965-66	Oscar Robertson	assists	11.1	2003-04	Anthony Peeler	3pt FG%	.482
1966-67	Adrian Smith	FT%	.903	2015-16	Rajon Rondo	assists	11.7
1967-68	Oscar Robertson	FT%	.873	2022-23	Domantas Sabonis	rebounds	12.3
1968-69	Oscar Robertson	assists	9.8			total rebounds	973
						double-doubles	65

# FRANCHISE CAREER LEADERS

## ASSISTS


1.	Oscar Robertson	7,731
2.	Sam Lacey	3,563
3.	Nate Archibald	3,499
4.	Reggie Theus	2,809
5.	Mike Bibby	2,580
6.	<b>De'Aaron Fox</b>	<b>2,452</b>
7.	Larry Drew	2,409
8.	Phil Ford	2,322
9.	Bob Davies	2,250
10.	Mitch Richmond	2,128



NATE ARCHIBALD



JERRY LUCAS



JACK TWYMAN

## STEALS

1.	Sam Lacey	950
2.	Doug Christie	717
3.	Mitch Richmond	670
4.	DeMarcus Cousins	661
5.	Scott Wedman	640
6.	Mike Bibby	584
7.	Chris Webber	568
8.	Mike Woodson	564
9.	Peja Stojakovic	543
10.	Larry Drew	516

## BLOCKED SHOTS

1.	Sam Lacey	1,098
2.	LaSalle Thompson	697
3.	Duane Causwell	695
4.	DeMarcus Cousins	558
5.	Chris Webber	553
6.	Vlade Divac	523
7.	Jason Thompson	394
8.	Lionel Simmons	361
9.	Brad Miller	353
10.	Francisco Garcia	343

## PERSONAL FOULS

1.	Sam Lacey	3,127
2.	Jack Twyman	2,782
3.	Oscar Robertson	2,313
4.	Wayne Embry	2,225
5.	DeMarcus Cousins	1,809
6.	LaSalle Thompson	1,796
7.	Arnie Risen	1,791
8.	Scott Wedman	1,781
9.	Jason Thompson	1,671
10.	Adrian Smith	1,650

## DISQUALIFICATIONS

1.	Sam Lacey	74
2.	Wayne Embry	56
	Jack Twyman	56
4.	Bill Robinzine	52
5.	DeMarcus Cousins	46
6.	Steve Johnson	41
	Arnie Risen	41
8.	Arlen Bockhorn	39
9.	Alex Hannum	37
10.	four players	34



SAM LACEY

## 3-POINT FIELD GOALS MADE

1.	Buddy Hield	1,248
2.	Peja Stojakovic	1,070
3.	Mitch Richmond	993
4.	Mike Bibby	775
5.	<b>Harrison Barnes</b>	<b>529</b>
6.	<b>De'Aaron Fox</b>	<b>483</b>
7.	Francisco Garcia	475
8.	Kevin Martin	459
9.	Bogdan Bogdanovic	427
10.	Ben McLemore	384

## 3-POINT FIELD GOALS ATTEMPTED

1.	Buddy Hield	3,101
2.	Peja Stojakovic	2,687
3.	Mitch Richmond	2,460
4.	Mike Bibby	2,056
5.	<b>De'Aaron Fox</b>	<b>1,506</b>
6.	<b>Harrison Barnes</b>	<b>1,367</b>
7.	Francisco Garcia	1,319
8.	Kevin Martin	1,190
9.	Bogdan Bogdanovic	1,142
10.	Jason Williams	1,139

## 3-POINT FG PERCENTAGE (min. 200 att.)

1.	Cuttino Mobley	.424	(92-217)
2.	Jim Les	.416	(190-457)
3.	<b>Keegan Murray</b>	<b>.411</b>	<b>(206-501)</b>
	Tyrese Haliburton	.411	(225-548)
5.	Mitch Richmond	.404	(993-2460)
6.	<b>Kevin Huerter</b>	<b>.402</b>	<b>(205-510)</b>
	Buddy Hield	.402	(1248-3101)
	Jimmer Fredette	.402	(179-445)
	Andres Nocioni	.402	(141-351)
10.	Nemanja Bjelica	.411	(237-577)

## LONGEST TENURES

Following is a list of players with the longest tenures in Kings-Royals franchise history.

# Yrs.	Player (years)	# Yrs.	Player (years)
12	Sam Lacey (1970-71 thru 1981-82)	7	Arlen Bockhorn (1958-59 thru 1964-65)
11	Jack Twyman (1955-56 thru 1965-66)	7	Duane Causwell (1990-91 thru 1996-97)
10	Oscar Robertson (1960-61 thru 1969-70)	7	Bob Davies (1948-49 thru 1954-55)
9	Adrian Smith (1961-62 thru 1969-70)	7	Jerry Lucas (1963-64 thru 1969-70)
9	Bobby Wanzer (1948-49 thru 1956-57)	7	Mitch Richmond (1991-92 thru 1997-98)
8	Francisco Garcia (2005-06 thru 2012-13)	7	Arnie Risen (1948-49 thru 1954-55)
8	Corliss Williamson (1995-96 thru 1990-00, 2004-05 thru 2006-07)	7	Lionel Simmons (1990-91 thru 1996-97)
8	Wayne Embry (1958-59 thru 1965-66)	7	Peja Stojakovic (1998-99 thru 2004-05)
7	Jason Thompson (2008-09 thru 2014-15)	7	LaSalle Thompson (1982-83 thru 1988-89)
7	Mike Bibby (2001-02 thru 2007-08)	7	Scott Wedman (1974-75 thru 1980-81)
		7	DeMarcus Cousins (2010-11 thru 2016-17)



# SACRAMENTO-ERA CAREER LEADERS

## POINTS

1.	Mitch Richmond	12,070
2.	DeMarcus Cousins	9,894
3.	Peja Stojakovic	9,498
4.	Chris Webber	8,843
5.	Mike Bibby	8,384
6.	<b>De'Aaron Fox</b>	<b>7,974</b>
7.	Wayman Tisdale	6,808
8.	Buddy Hield	6,502
9.	Lionel Simmons	5,833
10.	Kevin Martin	5,660

## REBOUNDS

1.	DeMarcus Cousins	5,056
2.	Chris Webber	4,006
3.	Jason Thompson	3,746
4.	Vlade Divac	3,538
5.	Brad Miller	3,305
6.	Olden Polynice	3,053
7.	Lionel Simmons	2,833
8.	Wayman Tisdale	2,676
9.	Peja Stojakovic	2,581
10.	LaSalle Thompson	2,276

## ASSISTS

1.	Mike Bibby	2,580
2.	<b>De'Aaron Fox</b>	<b>2,452</b>
3.	Mitch Richmond	2,128
4.	Spud Webb	2,024
5.	Reggie Theus	1,943
6.	Chris Webber	1,791
7.	Vlade Divac	1,693
8.	Brad Miller	1,542
9.	Doug Christie	1,505
10.	Lionel Simmons	1,498

## FIELD GOALS MADE

1.	Mitch Richmond	4,230
2.	Chris Webber	3,691
3.	DeMarcus Cousins	3,557
4.	Peja Stojakovic	3,352
5.	Mike Bibby	3,008
6.	<b>De'Aaron Fox</b>	<b>2,951</b>
7.	Wayman Tisdale	2,853
8.	Buddy Hield	2,347
9.	Lionel Simmons	2,242
10.	Jason Thompson	2,060

## FIELD GOALS ATTEMPTED

1.	Mitch Richmond	9,338
2.	Chris Webber	7,807
3.	DeMarcus Cousins	7,746
4.	Peja Stojakovic	7,269
5.	Mike Bibby	6,859
6.	<b>De'Aaron Fox</b>	<b>6,247</b>
7.	Wayman Tisdale	5,610
8.	Buddy Hield	5,436
9.	Lionel Simmons	5,179
10.	Jason Thompson	4,147

## FIELD GOAL PERCENTAGE (min. 1000 att.)

1.	Richaun Holmes	.644 (842-1308)
2.	<b>Domantas Sabonis</b>	<b>.604 (689-1140)</b>
3.	Michael Smith	.548 (592-1080)
4.	Kosta Koufos	.542 (747-1378)
5.	Willie Cauley-Stein	.534 (1246-2334)
6.	Otis Thorpe	.529 (1568-2962)
7.	Duane Causwell	.516 (920-1783)
8.	Scot Pollard	.510 (604-1184)
9.	Wayman Tisdale	.509 (2853-5610)
10.	Carl Landry	.508 (656-1292)

## FREE THROWS MADE

1.	Mitch Richmond	2,617
2.	DeMarcus Cousins	2,604
3.	Kevin Martin	1,791
4.	Peja Stojakovic	1,724
5.	Mike Bibby	1,593
6.	<b>De'Aaron Fox</b>	<b>1,589</b>
7.	Chris Webber	1,406
8.	Lionel Simmons	1,306
9.	Brad Miller	1,271
10.	Vlade Divac	1,209

## FREE THROWS ATTEMPTED

1.	DeMarcus Cousins	3,546
2.	Mitch Richmond	3,088
3.	<b>De'Aaron Fox</b>	<b>2,159</b>
4.	Kevin Martin	2,107
5.	Chris Webber	2,034
6.	Mike Bibby	1,947
7.	Peja Stojakovic	1,931
8.	Vlade Divac	1,789
9.	Lionel Simmons	1,694
10.	Brad Miller	1,568

## FREE THROW PERCENTAGE (min 250 att.)

1.	Peja Stojakovic	.893 (1724-1931)
2.	Jon Barry	.886 (242-273)
3.	Doug Christie	.863 (825-956)
	Buddy Hield	.863 (560-649)
	Vinny Del Negro	.863 (220-255)
6.	Spud Webb	.862 (971-1126)
7.	Isaiah Thomas	.857 (753-879)
8.	Kevin Martin	.850 (1791-2107)
9.	Mitch Richmond	.847 (2617-3088)
	Marcus Thornton	.847 (389-459)




# SACRAMENTO-ERA CAREER LEADERS



**DOUG CHRISTIE**



**DUANE CAUSWELL**



**PEJA STOJAKOVIC**

## STEALS

1.	Doug Christie	717
2.	Mitch Richmond	670
3.	DeMarcus Cousins	661
4.	Mike Bibby	584
5.	Chris Webber	568
6.	Peja Stojakovic	543
7.	<b>De'Aaron Fox</b>	<b>515</b>
8.	Lionel Simmons	514
9.	Vlade Divac	453
10.	Spud Webb	397

## BLOCKED SHOTS

1.	Duane Causwell	695
2.	DeMarcus Cousins	558
3.	Chris Webber	553
4.	Vlade Divac	523
5.	Jason Thompson	394
6.	LaSalle Thompson	363
7.	Lionel Simmons	361
8.	Brad Miller	353
9.	Francisco Garcia	343
10.	Wayman Tisdale	280

## MINUTES

1.	Mitch Richmond	19,533
2.	Peja Stojakovic	17,722
3.	Mike Bibby	16,991
4.	DeMarcus Cousins	14,996
5.	Chris Webber	14,631
6.	Jason Thompson	14,355
7.	Vlade Divac	13,675
8.	Lionel Simmons	13,473
9.	Brad Miller	13,299
10.	<b>De'Aaron Fox</b>	<b>12,765</b>

## 3-POINT FIELD GOALS MADE

1.	Buddy Hield	1,248
2.	Peja Stojakovic	1,070
3.	Mitch Richmond	993
4.	Mike Bibby	775
5.	<b>Harrison Barnes</b>	<b>529</b>
6.	<b>De'Aaron Fox</b>	<b>483</b>
7.	Francisco Garcia	475
8.	Kevin Martin	459
9.	Bogdan Bogdanovic	427
10.	Ben McLemore	384

## 3-POINT FIELD GOALS ATTEMPTED

1.	Buddy Hield	3,101
2.	Peja Stojakovic	2,687
3.	Mitch Richmond	2,460
4.	Mike Bibby	2,056
5.	<b>De'Aaron Fox</b>	<b>1,506</b>
6.	<b>Harrison Barnes</b>	<b>1,367</b>
7.	Francisco Garcia	1,319
8.	Kevin Martin	1,190
9.	Bogdan Bogdanovic	1,142
10.	Jason Williams	1,139

## 3-POINT FG PERCENTAGE (min. 200 att.)

1.	Cuttino Mobley	.424	(92-217)
2.	Jim Les	.416	(190-457)
3.	<b>Keegan Murray</b>	<b>.411</b>	<b>(206-501)</b>
	Tyrese Haliburton	.411	(225-548)
5.	Mitch Richmond	.404	(993-2460)
6.	<b>Kevin Huerter</b>	<b>.402</b>	<b>(205-510)</b>
	Buddy Hield	.402	(1248-3101)
	Jimmer Fredette	.402	(179-445)
	Andres Nocioni	.402	(141-351)
10.	Nemanja Bjelica	.400	(254-635)

## GAMES PLAYED

1.	Jason Thompson	541
2.	Peja Stojakovic	518
3.	Mitch Richmond	517
4.	Mike Bibby	476
5.	DeMarcus Cousins	470
6.	Corliss Williamson	466
7.	Francisco Garcia	462
8.	Vlade Divac	454
	Lionel Simmons	454
10.	Duane Causwell	429

## PERSONAL FOULS

1.	DeMarcus Cousins	1,808
2.	Jason Thompson	1,671
3.	Mitch Richmond	1,404
4.	Vlade Divac	1,349
5.	Wayman Tisdale	1,274
6.	Duane Causwell	1,257
7.	Corliss Williamson	1,253
8.	Chris Webber	1,241
9.	Brad Miller	1,199
10.	Lionel Simmons	1,106

## DISQUALIFICATIONS

1.	DeMarcus Cousins	46
2.	Jason Thompson	28
	Duane Causwell	28
4.	LaSalle Thompson	21
5.	Wayman Tisdale	20
6.	Otis Thorpe	18
7.	Brad Miller	17
8.	Antoine Carr	16
	Mitch Richmond	16
10.	Walt Williams	15

# TOP SINGLE-GAME PERFORMANCES

## KINGS-ROYALS 40-PLUS POINT PERFORMANCES

Rochester-Cincinnati-Kansas City-Sacramento (Sacramento in bold)

59	Jack Twyman	1/15/60 vs. Minneapolis	42	Nate Archibald	10/10/73 vs. Chicago
56	<b>DeMarcus Cousins</b>	<b>1/25/16 vs. Charlotte (20T)</b>	42	Nate Archibald	3/13/73 @ Baltimore
56	Oscar Robertson	12/18/64 vs. Los Angeles	42	Nate Archibald	2/10/73 vs. Chicago
55	<b>DeMarcus Cousins</b>	<b>12/20/16 vs. Portland</b>	42	Nate Archibald	1/11/73 vs. Golden State
55	Nate Archibald	2/23/72 vs. Portland	42	Nate Archibald	1/26/72 @ Philadelphia
52	Nate Archibald	1/27/73 @ Atlanta	42	Nate Archibald	12/1/71 vs. Chicago
52	Nate Archibald	1/9/73 vs. New York	42	Tom Van Arsdale	3/16/70 vs. Chi. (10T, Omaha)
51	<b>Chris Webber</b>	<b>1/5/01 vs. Indiana (10T)</b>	42	Oscar Robertson	1/3/69 vs. Baltimore
51	Nate Archibald	11/18/72 vs. Houston	42	Oscar Robertson	1/31/68 vs. New York
50	<b>Kevin Martin</b>	<b>4/1/09 @ Golden State (10T)</b>	42	Oscar Robertson	2/19/66 @ New York
50	Oscar Robertson	2/6/65 vs. Phila. (Syracuse)	42	Oscar Robertson	2/9/65 vs. Boston
50	Jack Twyman	2/28/59 vs. St. Louis	42	Oscar Robertson	1/9/65 @ Baltimore
49	Otis Birdsong	1/29/80 @ Denver	42	Oscar Robertson	2/7/64 vs. Philadelphia
49	Nate Archibald	2/13/73 vs. Houston	42	Oscar Robertson	12/8/62 vs. Los Angeles
49	Nate Archibald	2/2/72 vs. New York	42	Oscar Robertson	11/7/62 vs. Boston
49	Oscar Robertson	11/15/61 @ Philadelphia	42	Oscar Robertson	2/13/62 vs. Philadelphia
49	Jack Twyman	11/11/59 @ Boston	42	Oscar Robertson	1/2/61 vs. Syracuse (Utica)
48	<b>DeMarcus Cousins</b>	<b>1/23/16 vs. Indiana</b>	42	Oscar Robertson	11/27/60 vs. New York
48	<b>Kevin Martin</b>	<b>11/2/09 vs. Memphis</b>	42	Jack Twyman	2/23/60 vs. Syracuse
48	<b>Kevin Martin</b>	<b>3/7/08 vs. Minnesota</b>	42	Jack Twyman	1/2/60 vs. New York
48	Mike Woodson	2/20/83 vs. Houston	42	Jack Twyman	12/27/59 vs. Boston
48	Nate Archibald	1/16/73 vs. Seattle	41	De'Aaron Fox	3/12/22 @ Utah
48	Oscar Robertson	11/10/66 vs. Boston	41	<b>Buddy Hield</b>	<b>11/25/19 @ Boston</b>
48	Oscar Robertson	12/3/65 @ Los Angeles	41	<b>Rudy Gay</b>	<b>1/21/14 @ New Orleans</b>
48	Oscar Robertson	12/27/64 @ Baltimore	41	<b>DeMarcus Cousins</b>	<b>4/3/12 vs. Phoenix</b>
48	Oscar Robertson	3/14/64 @ St. Louis	41	<b>Peja Stojakovic</b>	<b>12/23/03 vs. Memphis</b>
48	Oscar Robertson	2/2/64 @ Boston (10T)	41	<b>Chris Webber</b>	<b>3/9/01 vs. Denver</b>
48	Oscar Robertson	12/5/63 vs. Boston	41	<b>Chris Webber</b>	<b>3/7/01 at Phoenix</b>
47	<b>Mitch Richmond</b>	<b>12/15/95 @ Houston</b>	41	<b>Chris Webber</b>	<b>2/2/01 vs. Vancouver</b>
47	Nate Archibald	11/15/72 vs. Seattle	41	<b>Mitch Richmond</b>	<b>2/13/97 vs. LA Clippers</b>
47	Nate Archibald	3/13/71 vs. Atlanta	41	<b>Mitch Richmond</b>	<b>1/4/96 vs. Denver</b>
47	Oscar Robertson	2/6/62 vs. Detroit	41	<b>Antoine Carr</b>	<b>2/20/91 vs. Cleveland</b>
47	Jack Twyman	10/30/59 vs. Syracuse	41	Scott Wedman	3/18/81 vs. Denver
46	<b>DeMarcus Cousins</b>	<b>1/30/17 @ Philadelphia</b>	41	Nate Archibald	1/21/75 vs. Portland
46	Nate Archibald	3/22/72 vs. Detroit	41	Nate Archibald	2/28/73 @ Phoenix
46	Nate Archibald	3/12/72 vs. Golden State	41	Nate Archibald	12/15/72 vs. Detroit (10T)
46	Oscar Robertson	2/15/67 vs. New York	41	Nate Archibald	12/12/72 vs. Cleveland
46	Jack Twyman	3/4/59 vs. Minneapolis	41	Nate Archibald	12/10/72 vs. Atlanta
45	<b>Malik Monk</b>	<b>02/24/23 at LA Clippers (20T)</b>	41	Nate Archibald	1/16/72 vs. Cle. (Las Cruces)
45	<b>Kevin Martin</b>	<b>1/3/09 @ Indiana</b>	41	Nate Archibald	1/7/72 @ Detroit
45	<b>Danny Ainge</b>	<b>3/4/89 @ Golden State</b>	41	Oscar Robertson	1/25/70 vs. Baltimore
45	Scott Wedman	1/2/80 @ Utah (10T)	41	Oscar Robertson	11/21/69 vs. Chicago
45	Nate Archibald	12/30/72 @ Golden State	41	Tom Van Arsdale	11/2/69 @ Los Angeles
45	Nate Archibald	3/26/72 @ Cleveland	41	Oscar Robertson	12/28/67 vs. S.F. (Cleveland)
45	Nate Archibald	3/19/72 vs. Buffalo	41	Connie Dierking	3/19/68 @ Philadelphia
45	Nate Archibald	2/5/72 vs. Detroit	41	Connie Dierking	3/3/68 @ Seattle
45	Connie Dierking	2/22/70 vs. Philadelphia	41	Jerry Lucas	11/9/67 @ New York
45	Oscar Robertson	2/17/64 vs. San Francisco	41	Oscar Robertson	10/18/67 vs. San Francisco
45	Oscar Robertson	12/14/61 @ Los Angeles	41	Oscar Robertson	11/30/65 vs. Los Angeles
45	Oscar Robertson	12/27/60 vs. Syracuse	41	Oscar Robertson	11/10/65 vs. New York
45	Jack Twyman	3/8/59 @ Boston	41	Oscar Robertson	1/4/64 @ New York
45	Jack Twyman	11/19/58 vs. Boston	41	Oscar Robertson	1/10/63 vs. Boston
44	<b>De'Aaron Fox</b>	<b>3/5/22 @ Dallas</b>	41	Oscar Robertson	3/2/62 vs. Det. (Fort Wayne)
44	<b>De'Aaron Fox</b>	<b>3/25/21 vs. Golden State</b>	41	Oscar Robertson	2/28/62 vs. Boston
44	<b>Mike Bibby</b>	<b>1/24/06 @ Philadelphia</b>	41	Jack Twyman	1/30/61 vs. Boston
44	<b>Mitch Richmond</b>	<b>4/8/95 vs. LA Clippers (0T)</b>	41	Oscar Robertson	12/1/60 vs. Syracuse
44	Nate Archibald	3/20/73 vs. Buffalo	41	Jack Twyman	1/8/59 vs. Syracuse (30T)
44	Tom Van Arsdale	2/13/72 @ Houston	40	<b>DeMarcus Cousins</b>	<b>2/14/17 @ LA Lakers</b>
44	Oscar Robertson	12/11/69 @ Detroit (10T)	40	<b>DeMarcus Cousins</b>	<b>3/7/16 at New Orleans</b>
44	Oscar Robertson	3/5/66 vs. New York (10T)	40	<b>DeMarcus Cousins</b>	<b>11/13/15 vs. Brooklyn</b>
44	Oscar Robertson	2/18/66 @ Baltimore	40	<b>Rudy Gay</b>	<b>10/31/14 vs. Portland</b>
44	Oscar Robertson	2/2/66 @ Los Angeles	40	<b>Kevin Martin</b>	<b>12/21/06 vs. Washington</b>
44	Oscar Robertson	11/27/65 @ New York	40	<b>Mike Bibby</b>	<b>1/19/06 vs. LA Lakers (10T)</b>
44	Oscar Robertson	2/3/65 vs. Los Angeles	40	<b>Mike Bibby</b>	<b>2/4/05 vs. New York</b>
44	Oscar Robertson	2/15/64 @ New York	40	<b>Corliss Williamson</b>	<b>3/4/98 vs. Detroit</b>
44	Oscar Robertson	1/19/64 @ St. Louis	40	<b>Mitch Richmond</b>	<b>12/30/96 @ Phoenix</b>
44	Oscar Robertson	11/15/60 vs. Philadelphia	40	<b>Mitch Richmond</b>	<b>12/27/93 @ Orlando</b>
43	<b>De'Aaron Fox</b>	<b>4/12/21 @ New Orleans</b>	40	<b>Wayman Tisdale</b>	<b>3/23/93 vs. LA Clippers</b>
43	<b>De'Aaron Fox</b>	<b>1/17/21 vs. New Orleans</b>	40	<b>Walt Williams</b>	<b>1/2/93 vs. Philadelphia</b>
43	<b>Kevin Martin</b>	<b>11/16/07 vs. New York (20T)</b>	40	<b>Wayman Tisdale</b>	<b>3/6/90 @ Detroit</b>
43	Ron Boone	3/29/77 vs. New York	40	<b>Wayman Tisdale</b>	<b>12/8/89 @ Golden State</b>
43	Nate Archibald	2/22/73 vs. Milwaukee (10T)	40	<b>Eddie Johnson</b>	<b>3/3/85 @ LA Clippers (10T)</b>
43	Nate Archibald	10/21/72 vs. Atlanta	40	Eddie Johnson	10/30/83 vs. Seattle
43	Nate Archibald	1/14/72 vs. Atlanta	40	Ron Boone	3/18/78 @ Boston
43	Oscar Robertson	1/5/68 @ Detroit	40	Nate Archibald	3/28/75 @ Los Angeles
43	Oscar Robertson	3/13/67 @ Chicago	40	Nate Archibald	3/25/75 @ New Orleans
43	Oscar Robertson	3/4/67 vs. Baltimore	40	Nate Archibald	1/25/75 @ New York
43	Oscar Robertson	1/6/67 vs. Chicago	40	Nate Archibald	11/17/72 vs. Cleveland
43	Oscar Robertson	12/22/65 @ Baltimore (10T)	40	Nate Archibald	12/22/71 vs. Atlanta
43	Oscar Robertson	2/29/64 @ Philadelphia	40	Tom Van Arsdale	2/12/71 @ San Francisco
43	Oscar Robertson	3/10/63 @ Boston (Playoffs)	40	Oscar Robertson	1/22/70 vs. Boston
43	Oscar Robertson	1/23/63 vs. Boston	40	Oscar Robertson	3/1/66 vs. Philadelphia
43	Oscar Robertson	2/19/61 vs. Los Angeles	40	Oscar Robertson	2/21/66 vs. Phila. (Dayton)
43	Oscar Robertson	12/26/60 @ Detroit	40	Oscar Robertson	12/29/65 vs. Los Angeles
43	Jack Twyman	1/8/60 vs. St. Louis	40	Oscar Robertson	3/26/65 @ Phila. (Playoffs)
42	<b>De'Aaron Fox</b>	<b>2/24/23 @ LA Clippers (20T)</b>	40	Oscar Robertson	2/21/65 @ New York
42	<b>Buddy Hield</b>	<b>1/27/20 @ Minnesota</b>	40	Oscar Robertson	11/25/64 @ Baltimore
42	<b>DeMarcus Cousins</b>	<b>1/21/17 @ Chicago</b>	40	Oscar Robertson	1/18/64 vs. St. Louis
42	<b>Marcus Thornton</b>	<b>1/24/14 vs. Indiana</b>	40	Oscar Robertson	12/6/63 @ Boston
42	<b>Marcus Thornton</b>	<b>3/14/11 vs. Golden State</b>	40	Oscar Robertson	2/13/61 vs. L.A. (Dayton)
42	<b>Mike Bibby</b>	<b>1/29/06 @ Toronto (10T)</b>	40	Jack Twyman	2/20/60 vs. Detroit
42	<b>Mike Bibby</b>	<b>1/15/06 vs. Orlando</b>	40	Jack Twyman	1/1/60 vs. Boston (Detroit)
42	<b>Lionel Simmons</b>	<b>3/23/91 vs. Phoenix</b>	40	Jack Twyman	1/28/56 vs. Boston
42	Otis Birdsong	12/5/80 vs. Houston	40		





# TOP SINGLE-GAME PERFORMANCES

## TOP REBOUNDING PERFORMANCES

Rochester-Cincinnati Royals Era			Kansas City-Sacramento Kings Era		
40	Jerry Lucas	2/29/64 @ Philadelphia	26	Chris Webber	1/5/01 vs. Indiana
38	Maurice Stokes	1/14/56 vs. Syracuse	26	Sam Lacey	11/25/73 vs. Seattle
37	Jerry Lucas	1/20/65 @ Detroit	25	Sam Lacey	11/10/74 vs. Boston
35	Jerry Lucas	11/13/65 vs. Baltimore	24	DeMarcus Cousins	3/13/15 @ Philadelphia
34	Jerry Lucas	2/12/68 vs. Chicago (Cleveland)	24	Sam Lacey	1972-73, date n/a
34	Maurice Stokes	1/21/56 vs. St. L (Saratoga Spr.)	23	Domantas Sabonis	12/19/22 vs. Charlotte
33	Jerry Lucas	11/11/66 @ Baltimore	23	Sam Lacey	3/8/78 vs. New Jersey
33	Maurice Stokes	1/16/57 vs. St. Louis	23	Sam Lacey	11/21/75 vs. Chicago
32	Jerry Lucas	10/21/67 vs. Chicago	23	Sam Lacey	10/30/74 vs. Milwaukee
32	Jerry Lucas	2/15/66 vs. Boston	22	Sam Lacey	2/15/74 @ Philadelphia
32	Jerry Lucas	1/25/66 vs. Boston	22	Domantas Sabonis	11/13/22 vs. Golden State
31	Jerry Lucas	2/12/69 vs. San Diego	22	DeMarcus Cousins	4/17/13 vs. LA Clippers
31	Jerry Lucas	1/2/69 @ San Francisco	22	Brad Miller	1/14/09 @ Golden State (3 OT)
31	Jerry Lucas	11/23/66 vs. Philadelphia	22	Chris Webber	11/23/99 vs. New Jersey
31	Jerry Lucas	10/28/65 vs. Boston	22	LaSalle Thompson	11/16/88 @ LA Clippers
31	Jerry Lucas	3/6/65 @ San Francisco	22	Sam Lacey	11/24/74 vs. Cleveland
31	Jerry Lucas	11/7/64 @ Philadelphia	22	Sam Lacey	2/19/74 vs. Los Angeles
30	Jerry Lucas	11/23/65 vs. Detroit (New York)	22	Sam Lacey	12/1/73 @ Golden State
30	Jerry Lucas	3/21/65 @ Boston	22	Ron Riley	11/2/73 vs. Seattle
30	Maurice Stokes	11/8/57 vs. Boston	21	Domantas Sabonis	3/16/23 @ Brooklyn
30	Maurice Stokes	2/1/57 vs. Ft. Wayne (Cincinnati)	21	Domantas Sabonis	12/21/22 vs. Los Angeles
30	Maurice Stokes	2/1/56 vs. Syracuse	21	DeMarcus Cousins	4/1/15 @ Houston
			21	Brad Miller	1/30/08 vs. Charlotte
			21	Chris Webber	4/15/99 vs. Seattle
			21	Olden Polynice	2/18/97 vs. Minnesota
			21	Olden Polynice	3/11/94 @ Milwaukee
			21	LaSalle Thompson	1/8/86 @ Indiana
			21	Sam Lacey	12/26/79 vs. Los Angeles
			21	Richard Washington	4/5/77 vs. Indiana
			21	Sam Lacey	11/13/74 @ Washington
			21	Sam Lacey	3/8/73 vs. Baltimore
			21	John Block	1972-73, date n/a
			20	35 times	(Sam Lacey 13 times)

## TOP ASSIST PERFORMANCES

Rochester-Cincinnati Royals Era			Kansas City-Sacramento Kings Era		
22	Oscar Robertson	3/5/66 vs. New York	22	Phil Ford	2/21/79 vs. Milwaukee
22	Oscar Robertson	10/29/61 vs. Syracuse	21	Phil Ford	2/23/79 vs. Phoenix
21	Oscar Robertson	2/14/64 vs. New York	21	Nate Archibald	12/15/72 vs. Detroit (10T)
20	Oscar Robertson	3/4/69 @ Phoenix	20	Rajon Rondo	1/25/16 vs. Charlotte (2 OT)
20	Oscar Robertson	2/28/65 vs. New York (Dayton)	20	Rajon Rondo	11/23/15 @ Charlotte (1 OT)
20	Oscar Robertson	12/28/64 vs. San Francisco	20	Nate Archibald	3/2/73 @ Golden State
20	Oscar Robertson	12/11/61 vs. Chicago (Dayton)	20	Nate Archibald	2/9/73 @ Houston
20	Oscar Robertson	2/19/61 vs. Los Angeles	19	Rajon Rondo	1/4/16 @ Oklahoma City
20	Bob Davies	1/22/55 vs. Boston	19	Rajon Rondo	12/5/15 @ Houston
19	Oscar Robertson	12/6/67 vs. Philadelphia	19	Nate Archibald	2/6/73 @ Chicago
19	Oscar Robertson	1/18/68 vs. S.D. (Cleveland)	19	Nate Archibald	11/10/72 @ Seattle
19	Oscar Robertson	12/14/66 @ Los Angeles	18	Rajon Rondo	2/24/16 vs. San Antonio
19	Oscar Robertson	3/18/65 vs. Baltimore	18	Rajon Rondo	11/19/15 @ Miami
19	Oscar Robertson	12/1/64 vs. Detroit (Indianapolis)	18	Jason Williams	1/4/00 @ Cleveland
19	Oscar Robertson	1/5/64 vs. Baltimore	18	Reggie Theus	4/5/86 vs. Phoenix
19	Oscar Robertson	1/4/63 vs. San Francisco	18	Reggie Theus	3/11/86 vs. San Antonio
19	Oscar Robertson	12/13/62 vs. Chicago (Indianapolis)	18	Reggie Theus	2/25/86 @ Seattle
19	Oscar Robertson	1/11/62 vs. Philadelphia	18	Nate Archibald	12/25/72 vs. Milwaukee
19	Oscar Robertson	12/8/61 vs. St. Louis	18	Nate Archibald	12/2/72 @ Houston
18	15 times	(Oscar Robertson 9 times)	18	Nate Archibald	11/8/72 vs. Philadelphia
			17	11 times	(Rajon Rondo, 3 times)

## TOP OPPONENT PERFORMANCES

Points			Rebounds		
65	Wilt Chamberlain	2/13/62 vs. Philadelphia	40	Bill Russell	12/12/58 @ Boston (10T)
62	Wilt Chamberlain	11/15/64 vs. San Francisco	39	Wilt Chamberlain	12/28/59 vs. Phila. (St. Louis)
61	Wilt Chamberlain	11/21/62 @ San Francisco	38	Wilt Chamberlain	12/18/60 vs. Philadelphia
61	George Mikan	1/20/52 @ Minneapolis	37	Wilt Chamberlain	1/24/60 vs. Philadelphia
60	Wilt Chamberlain	1/26/69 vs. L.A. (Cleveland)	36	Wilt Chamberlain	2/28/67 vs. Phila. (Syracuse)
59	Wilt Chamberlain	11/18/62 vs. San Francisco	36	Bill Russell	3/21/65 @ Boston
58	Wilt Chamberlain	2/13/67 @ Philadelphia	36	George Mikan	1/20/52 @ Minneapolis
58	Wilt Chamberlain	2/25/61 vs. Philadelphia	35	Bill Russell	4/9/64 @ Boston (Playoffs)
57	Rick Barry	10/29/66 vs. San Francisco	35	Bill Russell	1/12/62 @ Boston
57	Wilt Chamberlain	12/19/61 vs. Philadelphia	35	Wilt Chamberlain	11/8/59 @ Philadelphia
	Most in KC Kings Era		35	Bob Pettit	3/2/58 @ St. Louis
53	Gail Goodrich	3/28/75 @ Los Angeles		Most in KC-Sac Kings Era	
	Most in Sac Kings Era		31	Dennis Rodman	3/14/92 vs. Detroit
53	Tony Delk	1/2/01 vs. Phoenix			

Assists		
21	Sherman Douglas	12/8/93 @ Boston
21	Nate McMillan	3/31/87 @ Seattle
21	Isiah Thomas	12/22/84 vs. Detroit
20	Steve Nash	12/5/06 @ Phoenix
20	John Lucas	12/23/83 vs. San Antonio
20	Kevin Porter	1/22/78 @ New Jersey
20	Guy Rodgers	3/1/63 @ San Francisco
19	John Wall	12/21/15 @ Washington
19	Chris Paul	2/1/08 vs. New Orleans
19	Chauncey Billups	12/14/05 @ Detroit
19	Steve Nash	4/1/04 @ Dallas



# TOP SINGLE-GAME PERFORMANCES

## TOP SINGLE-GAME PERFORMANCES IN THE SACRAMENTO KINGS ERA (1985-86 - PRESENT)

### POINTS

56	DeMarcus Cousins	1/25/16 vs. Charlotte (2OT)
55	DeMarcus Cousins	12/20/16 vs. Portland
51	Chris Webber	1/5/01 vs. Indiana (1OT)
50	Kevin Martin	4/1/09 @ Golden State (1OT)
48	DeMarcus Cousins	1/23/16 vs. Indiana
48	Kevin Martin	11/2/09 vs. Memphis
48	Kevin Martin	3/7/08 vs. Minnesota
47	Mitch Richmond	12/15/95 @ Houston
46	DeMarcus Cousins	1/30/17 @ Philadelphia
45	Malik Monk	2/24/23 @ LA Clippers (2OT)
45	Kevin Martin	1/3/09 @ Indiana
45	Danny Ainge	3/4/89 @ Golden State
44	De'Aaron Fox	3/5/22 @ Dallas
44	De'Aaron Fox	3/25/21 vs. Golden State
44	Mike Bibby	1/24/06 @ Philadelphia
44	Mitch Richmond	4/8/95 vs. LA Clippers (1OT)
43	De'Aaron Fox	4/12/21 @ New Orleans
43	De'Aaron Fox	1/17/21 vs. New Orleans
43	Kevin Martin	11/16/07 vs. New York (2OT)
42	De'Aaron Fox	2/24/23 @ LA Clippers (2OT)
42	Buddy Hield	1/27/20 @ Minnesota (1OT)
42	DeMarcus Cousins	1/21/17 @ Chicago
42	Marcus Thornton	1/24/14 vs. Indiana
42	Marcus Thornton	3/14/11 vs. Golden State
42	Mike Bibby	1/29/06 @ Toronto (1OT)
42	Mike Bibby	1/15/06 vs. Orlando
42	Lionel Simmons	3/23/91 vs. Phoenix
41	De'Aaron Fox	3/12/22 @ Utah
41	Buddy Hield	11/25/19 @ Boston
41	Rudy Gay	1/21/14 @ New Orleans
41	DeMarcus Cousins	4/3/12 vs. Phoenix
41	Peja Stojakovic	12/23/03 vs. Memphis
41	Chris Webber	3/9/01 vs. Denver
41	Chris Webber	3/7/01 at Phoenix
41	Chris Webber	2/2/01 vs. Vancouver
41	Mitch Richmond	2/13/97 vs. LA Clippers
41	Mitch Richmond	1/4/96 vs. Denver
41	Antoine Carr	2/20/91 vs. Cleveland
40	DeMarcus Cousins	2/14/17 @ LA Lakers
40	DeMarcus Cousins	3/7/16 at New Orleans
40	DeMarcus Cousins	11/13/15 vs. Brooklyn
40	Rudy Gay	10/31/14 vs. Portland
40	Kevin Martin	12/21/06 vs. Washington
40	Mike Bibby	1/19/06 vs. LA Lakers (1OT)
40	Mike Bibby	2/4/05 vs. New York

40	Corliss Williamson	3/4/98 vs. Detroit
40	Mitch Richmond	12/30/96 @ Phoenix
40	Mitch Richmond	12/27/93 @ Orlando
40	Wayman Tisdale	3/23/93 vs. LA Clippers
40	Walt Williams	1/2/93 vs. Philadelphia
40	Wayman Tisdale	3/6/90 @ Detroit
40	Wayman Tisdale	12/8/89 @ Golden State

### REBOUNDS


26	Chris Webber	1/5/01 vs. Indiana
24	DeMarcus Cousins	3/13/15 @ Philadelphia
23	Domantas Sabonis	12/19/22 vs. Charlotte
22	Domantas Sabonis	11/13/22 vs. Golden State
22	Jason Thompson	1/17/15 vs. LA Clippers
22	DeMarcus Cousins	4/17/13 vs. LA Clippers
22	Brad Miller	1/14/09 @ Golden State (3OT)
22	Chris Webber	11/23/99 vs. New Jersey
22	LaSalle Thompson	11/16/88 @ LA Clippers
21	DeMarcus Cousins	4/1/15 @ Houston
21	Brad Miller	1/30/08 vs. Charlotte
21	Chris Webber	4/15/99 vs. Seattle
21	Olden Polynice	2/18/97 vs. Minnesota
21	Olden Polynice	3/11/94 @ Milwaukee
21	LaSalle Thompson	1/8/86 @ Indiana

### ASSISTS

20	Rajon Rondo	1/25/16 vs. Charlotte (2 OT)
20	Rajon Rondo	11/23/15 @ Charlotte (1 OT)
19	Rajon Rondo	1/4/16 @ Oklahoma City
19	Rajon Rondo	12/5/15 @ Houston
18	Rajon Rondo	2/24/16 vs. San Antonio
18	Rajon Rondo	11/19/15 @ Miami
18	Jason Williams	1/4/00 @ Cleveland
18	Reggie Theus	4/5/86 vs. Phoenix
18	Reggie Theus	3/11/86 vs. San Antonio
18	Reggie Theus	2/25/86 @ Seattle
17	Davion Mitchell	4/5/22 vs. New Orleans
17	Tyrese Haliburton	2/5/22 vs. Oklahoma
17	Rajon Rondo	3/2/16 @ Memphis
17	Rajon Rondo	1/20/16 @ L.A. Lakers
17	Rajon Rondo	12/23/15 @ Indiana
17	Beno Udrih	3/21/10 at LA Clippers
17	Bobby Hurley	3/3/95 @ LA Lakers (2 OT)
17	Spud Webb	3/23/93 vs. LA Clippers
17	Jim Les	3/2/91 @ Seattle
17	Reggie Theus	3/25/86 vs. Portland



DeMARCUS COUSINS



CHRIS WEBBER



RAJON RONDO

# TOP SINGLE-GAME PERFORMANCES

## TRIPLE-DOUBLE PERFORMANCES IN THE SACRAMENTO ERA

Name	Date	Opponent	PTS	REB	AST
Domantas Sabonis	4/5/23	@ Dallas	19	11	11
Domantas Sabonis	4/4/23	@ New Orleans	16	12	11
Domantas Sabonis	3/21/23	vs. Boston	16	13	12
Domantas Sabonis	3/15/23	@ Chicago	14	17	10
Domantas Sabonis	3/13/23	vs. Milwaukee	23	17	15
Domantas Sabonis	3/9/23	vs. New York	24	13	10
Domantas Sabonis	3/6/23	vs. New Orleans	19	11	11
Domantas Sabonis	2/23/23	vs. Portland	18	17	10
Domantas Sabonis	1/23/23	vs. Memphis	14	10	11
Domantas Sabonis	1/20/23	vs. Oklahoma City	18	14	14
Domantas Sabonis	1/13/23	vs. Houston	19	15	16
Domantas Sabonis	12/23/22	vs. Washington	20	15	10
Domantas Sabonis	12/21/22	vs. Los Angeles	13	21	12
Domantas Sabonis	12/4/22	vs. Chicago	11	17	10
De'Aaron Fox	11/1/18	@ Atlanta	31	10	15
Ty Lawson	4/11/17	vs. Phoenix	22	10	12
DeMarcus Cousins	2/3/17	vs. Phoenix	22	11	12
DeMarcus Cousins	1/18/17	vs. Indiana	25	12	10
Rajon Rondo	4/5/16	vs. Portland	27	10	12
DeMarcus Cousins	2/5/16	@ Brooklyn	24	10	10
Rajon Rondo	1/23/16	vs. Indiana	11	10	10
Rajon Rondo	11/18/15	@ Atlanta	12	12	10
Rajon Rondo	11/13/15	vs. Brooklyn	23	10	14
Rajon Rondo	11/11/15	vs. Detroit	14	11	15
Rajon Rondo	11/7/15	vs. Golden State	14	12	15
DeMarcus Cousins	4/3/15	vs. New Orleans	24	20	13
DeMarcus Cousins	4/1/15	@ Houston	24	21	10
Isaiah Thomas	3/18/14	vs. Washington	24	11	10
DeMarcus Cousins	12/30/12	vs. Boston	12	10	10
Beno Udrih	3/28/10	@ Cleveland	18	10	15
Tyreke Evans*	3/10/10	vs. Toronto	19	10	10
Brad Miller	4/10/07	@ Memphis	17	10	11
John Salmons	12/22/06	@ Denver	21	11	10
Kenny Thomas	1/19/06	vs. LA Lakers	16	12	10
Chris Webber	2/13/05	@ Boston	14	17	12
Chris Webber	2/8/05	vs. Phoenix	24	10	12
Chris Webber	2/5/05	@ Portland	20	13	10
Mike Bibby	1/20/05	vs. Cleveland	15	10	11
Chris Webber	11/9/04	vs. Toronto	21	11	11
Vlade Divac	2/17/04	vs. Boston	14	11	11
Brad Miller	12/7/03	vs. Indiana	18	15	10
Brad Miller	11/21/03	vs. Orlando	22	14	10
Chris Webber	1/26/03	@ Toronto	24	19	10
Chris Webber	1/15/03	vs. Dallas	29	15	11
Chris Webber	12/21/02	@ Phoenix	29	15	11
Vlade Divac	2/6/02	@ Boston	15	14	10
Chris Webber	3/20/01	vs. Houston	28	10	12
Chris Webber	4/18/00	vs. Seattle	23	10	13
Vlade Divac	4/2/00	vs. Philadelphia	14	11	11
Chris Webber	3/28/00	vs. New York	21	10	11
Chris Webber	3/6/00	vs. Dallas	22	10	11
Chris Webber	12/4/99	@ Washington	25	11	10
Chris Webber	11/23/99	vs. New Jersey	26	17	10
Vlade Divac	4/6/99	@ Seattle	11	14	10
Chris Webber	2/25/99	@ Washington	17	10	10
Mitch Richmond	1/22/97	vs. Detroit	38	10	10
Mitch Richmond	2/16/94	vs. Philadelphia	31	12	10
Lionel Simmons	1/7/94	@ Seattle	14	12	13
Mitch Richmond	1/2/92	vs. Philadelphia	29	10	10
Lionel Simmons	11/26/91	vs. Phoenix	10	14	10
Danny Ainge	12/5/89	vs. Milwaukee	27	11	13
Rodney McCray	1/11/89	@ LA Clippers	18	10	10
Rodney McCray	12/1/88	vs. Denver	20	12	10
Reggie Theus	3/12/86	@ Dallas	32	14	15

\* first triple-double by a rookie in Sacramento era

## TOP 20-POINT, 20-REBOUND PERFORMANCES IN THE SACRAMENTO ERA

POINTS	REBOUNDS	PLAYER	GAME
24	21	Domantas Sabonis	3/16/23 @ Brooklyn
28	23	Domantas Sabonis	12/19/22 vs. Charlotte
21	20	Domantas Sabonis	12/13/22 @ Toronto
26	22	Domantas Sabonis	11/13/22 vs. Golden State
30	20	Domantas Sabonis	3/18/22 vs. Boston
23	20	Richaun Holmes	11/5/21 vs. Charlotte
36	20	DeMarcus Cousins	11/28/16 @ Washington
24	20	DeMarcus Cousins	3/20/16 @ New York
37	20	DeMarcus Cousins	2/19/16 vs. Denver
24	20	DeMarcus Cousins*	4/3/15 vs. New Orleans
24	21	DeMarcus Cousins*	4/1/15 @ Houston
39	20	DeMarcus Cousins	3/27/15 @ New Orleans
39	24	DeMarcus Cousins	3/13/15 @ Philadelphia
23	22	Jason Thompson	1/17/15 vs. L.A. Clippers
28	20	DeMarcus Cousins	3/9/14 @ Brooklyn
36	22	DeMarcus Cousins	4/17/13 vs. L.A. Clippers
31	20	DeMarcus Cousins	1/4/13 @ Toronto
21	20	DeMarcus Cousins	2/4/12 vs. Golden State
30	22	Brad Miller	1/14/09 @ Golden State
22	20	Brad Miller	2/2/08 vs. Chicago
22	21	Brad Miller	1/30/08 vs. Charlotte
51	26	Chris Webber	1/5/01 vs. Indiana
28	20	Chris Webber	2/23/00 vs. Atlanta
26	22	Chris Webber	11/23/99 vs. New Jersey
26	21	Chris Webber	4/15/99 vs. Seattle
28	20	Chris Webber	2/9/99 @ Phoenix
23	21	Olden Polynice	3/11/94 @ Milwaukee
24	22	LaSalle Thompson	11/16/88 @ L.A. Clippers

\* triple-double

# SEASON BEST PERFORMANCES

## INDIVIDUAL

### MINUTES

NO.	SEASON	PLAYER	G	MIN	AVG	NBA RANK
1.	1972-73	Nate Archibald	80	3681	46.0	1
2.	1965-66	Oscar Robertson	76	3493	46.0	3
3.	1964-65	Oscar Robertson	75	3421	45.6	2
4.	1963-64	Oscar Robertson	79	3559	45.1	2
5.	1965-66	Jerry Lucas	79	3517	44.5	2
6.	1961-62	Oscar Robertson	79	3503	44.3	2
7.	1967-68	Jerry Lucas	82	3619	44.1	2
8.	1962-63	Oscar Robertson	80	3521	44.0	2
9.	1966-67	Oscar Robertson	79	3468	43.9	3
10.	1968-69	Oscar Robertson	79	3461	43.8	4

### SCORING

NO.	SEASON	PLAYER	G	PTS	AVG	NBA RANK
1.	1972-73	Nate Archibald	80	2719	34.0	1
2.	1963-64	Oscar Robertson	79	2480	31.4	2
3.	1961-62	Oscar Robertson	79	2432	30.8	3
4.	1966-67	Oscar Robertson	79	2412	30.5	2
5.	1965-66	Oscar Robertson	76	2378	31.3	3
6.	1959-60	Jack Twyman	75	2338	31.2	2
7.	1964-65	Oscar Robertson	75	2279	30.4	3
8.	1962-63	Oscar Robertson	80	2264	28.3	3
9.	1974-75	Nate Archibald	82	2170	26.5	3
10.	1960-61	Oscar Robertson	71	2165	30.5	3

### REBOUNDS

NO.	SEASON	PLAYER	G	REB	AVG	NBA RANK
1.	1965-66	Jerry Lucas	79	1668	21.1	3
2.	1967-68	Jerry Lucas	82	1560	19.0	2
3.	1966-67	Jerry Lucas	81	1547	19.1	3
4.	1963-64	Jerry Lucas	79	1375	17.4	3
5.	1968-69	Jerry Lucas	74	1360	18.4	6
6.	1964-65	Jerry Lucas	66	1321	20.0	4
7.	1956-57	Maurice Stokes	72	1256	17.4	1
8.	1974-75	Sam Lacey	81	1149	14.2	3
9.	1957-58	Maurice Stokes	63	1142	18.1	3
10.	1955-56	Maurice Stokes	67	1094	16.3	2

### ASSISTS

NO.	SEASON	PLAYER	G	AST	AVG	NBA RANK
1.	1972-73	Nate Archibald	80	910	11.4	1
2.	1961-62	Oscar Robertson	79	899	11.4	1
3.	1963-64	Oscar Robertson	79	868	11.0	1
4.	1964-65	Oscar Robertson	75	861	11.5	1
5.	1965-66	Oscar Robertson	76	847	11.1	1
6.	1966-67	Oscar Robertson	79	845	10.7	2
7.	2015-16	Rajon Rondo	72	839	11.7	1
8.	1970-71	Norm Van Lier	82	832	10.1	1
9.	1985-86	Reggie Theus	82	788	9.6	3
10.	1968-69	Oscar Robertson	79	772	9.8	1

### FIELD GOAL PERCENTAGE (Minimum 500 FGA)

NO.	SEASON	PLAYER	FGM	FGA	PCT	NBA RANK
1.	2020-21	Richaun Holmes	366	575	.637	2
2.	1982-83	Steve Johnson	371	595	.624	2
3.	2022-23	Domantas Sabonis	577	938	.615	10
4.	1981-82	Steve Johnson	395	644	.613	2
5.	1984-85	Otis Thorpe	411	685	.600	3
6.	1970-71	Johnny Green	502	855	.587	1
7.	1972-73	Matt Guokas	322	565	.570	2
8.	1971-72	Johnny Green	331	582	.569	—
9.	1969-70	Johnny Green	481	860	.559	1
10.	2018-19	Willie Cauley-Stein	412	641	.551	18

## TEAM

### SCORING

NO.	SEASON	PTS	AVG	NBA RANK
1.	2022-23	9898	120.7	1
2.	1961-62	9848	123.1	2
3.	1969-70	9619	117.3	7
4.	1967-68	9561	116.6	7
5.	1962-63	9520	119.0	2
6.	1970-71	9511	116.0	3
7.	1966-67	9485	117.1	5
8.	1965-66	9424	117.8	3
9.	1984-85	9413	114.8	5
10.	1968-69	9392	114.5	4

### FIELD GOAL PERCENTAGE

NO.	SEASON	FGM	FGA	PCT	NBA RANK
1.	1984-85	3664	7275	.504	4
2.	1980-81	3572	7151	.500	5
3.	1982-83	3719	7485	.497	4
4.	1981-82	3604	7284	.495	10
5.	2022-23	3573	7232	.494	2
6.	1978-79	3764	7644	.492	6
7.	1985-86	3538	7220	.490	8
8.	1983-84	3516	7230	.486	16
9.	2020-21	3067	6382	.481	6
10.	1979-80	3582	7489	.478	13
	1972-73	3621	7581	.478	2

### FREE THROW PERCENTAGE

NO.	SEASON	FTM	FTA	PCT	NBA RANK
1.	1974-75	1797	2190	.821	1
2.	2008-09	1682	2107	.798	6
3.	2007-08	1812	2272	.798	3
4.	1976-77	1706	2140	.797	1
5.	1986-87	1974	2479	.796	2
6.	2003-04	1626	2044	.795	2
7.	2022-23	1624	2055	.790	—
8.	2004-05	1577	2004	.787	6
9.	1977-78	1775	2262	.785	2
10.	2005-06	1704	2173	.784	5

### REBOUNDING

NO.	SEASON	REB	AVG	NBA RANK
1.	1961-62	5665	70.8	5
2.	1960-61	5581	70.6	7
3.	1962-63	5561	69.5	2
4.	1965-66	5559	69.5	4
5.	1963-64	5400	67.5	9
6.	1964-65	5387	67.3	4
7.	1959-60	5251	70.0	5
8.	1966-67	5198	64.2	9
9.	1967-68	5129	62.5	10
10.	1957-58	4959	68.9	6

### ASSISTS

NO.	SEASON	AST	AVG	NBA RANK
1.	1984-85	2342	28.6	2
2.	1985-86	2304	28.1	5
3.	1980-81	2271	27.7	4
4.	1978-79	2239	27.3	7
5.	2022-23	2237	27.3	3
6.	1983-84	2229	27.2	7
7.	1986-87	2185	26.6	9
8.	1982-83	2155	26.3	9
9.	1961-62	2154	26.9	1
10.	2003-04	2152	26.2	1

# SEASON BEST PERFORMANCES

## INDIVIDUAL

### FREE THROW PERCENTAGE (Minimum 250 FTA)

NO.	SEASON	PLAYER	FTM	FTA	PCT	NBA RANK
1.	2003-04	Peja Stojakovic	394	425	.927	1
2.	2004-05	Peja Stojakovic	253	275	.920	3
3.	1951-52	Bobby Wanzer	377	417	.904	1
4.	1966-67	Adrian Smith	343	380	.903	1
5.	2000-01	Doug Christie	280	312	.897	3
6.	2012-13	Isaiah Thomas	253	287	.882	7
7.	2001-02	Peja Stojakovic	283	323	.876	T9
8.	2002-03	Peja Stojakovic	231	264	.875	12
9.	1966-67	Oscar Robertson	736	843	.873	4
10.	1967-68	Oscar Robertson	576	660	.873	1

### STEALS

NO.	SEASON	PLAYER	G	STL	AVG	NBA RANK
1.	1976-77	Brian Taylor	72	199	2.76	2
2.	2000-01	Doug Christie	81	183	2.26	3
3.	2002-03	Doug Christie	80	180	2.25	4
4.	1978-79	Phil Ford	79	174	2.20	5
5.	2001-02	Doug Christie	81	160	1.98	5
6.	2003-04	Doug Christie	82	151	1.84	5
7.	2006-07	Ron Artest	70	149	2.13	2
	1973-74	Nate Williams	82	149	1.82	12
9.	2015-16	Rajon Rondo	72	141	1.96	7
10.	1974-75	Sam Lacey	81	139	1.72	11

### BLOCKED SHOTS

NO.	SEASON	PLAYER	G	BLK	AVG	NBA RANK
1.	1991-92	Duane Causwell	80	215	2.69	7
2.	1997-98	Michael Stewart	81	195	2.41	7
3.	1973-74	Sam Lacey	79	184	2.33	8
4.	1974-75	Sam Lacey	81	168	2.07	4
5.	2002-03	Keon Clark	80	150	1.88	T11
6.	1990-91	Duane Causwell	76	148	1.95	15
7.	1983-84	LaSalle Thompson	80	145	1.81	7
8.	1978-79	Sam Lacey	82	141	1.72	12
9.	1975-76	Sam Lacey	81	134	1.65	9
10.	1976-77	Sam Lacey	82	133	1.62	11

## TEAM

### STEALS

NO.	SEASON	STL	AVG	NBA RANK
1.	1979-80	863	10.52	5
2.	1976-77	849	10.35	8
3.	1978-79	825	10.06	7
4.	1973-74	796	9.71	2
5.	1977-78	794	9.68	14
6.	2000-01	793	9.67	1
7.	1999-00	787	9.60	3
8.	1992-93	768	9.37	8
9.	1982-83	765	9.33	8
10.	1975-76	751	9.16	7

### BLOCKED SHOTS

NO.	SEASON	BLK	AVG	NBA RANK
1.	1991-92	618	7.54	2
2.	1990-91	513	6.26	5
3.	1987-88	493	6.01	7
4.	2002-03	457	5.57	12
	1994-95	457	5.57	8
6.	1995-96	436	5.32	11
7.	2000-01	432	5.27	14
8.	1997-98	420	5.12	14
9.	1988-89	409	4.99	17
	1982-83	409	4.99	15



**DID YOU KNOW?** NBA Hall of Famer Oscar Robertson was the first player in NBA history to average a triple-double (points, rebounds, and assists) for an entire season. The Cincinnati Royals All-Star averaged 30.8 points, 12.5 rebounds, and a league-high 11.4 assists per game during the 1961-62 season.



**DID YOU KNOW?** NBA Hall of Famer 6-foot-1 Nate "Tiny" Archibald was the first player in NBA history to lead the league in scoring (34.0 ppg) and assists (11.4 apg) in a single season (1972-73).







# KINGS' RANKING WITHIN LEAGUE

## TEAM'S STATISTICS, RANKING WITHIN LEAGUE

	PTS/G	FG%	FT%	3PT%	OR	DR	REB	AST/G	STL/G	TO/G	BLK/G
1970-71	3	5	14	---	---	---	14	8	---	---	---
1971-72	12	5	7	---	---	---	7	7	---	---	---
1972-73	8	3	6	---	---	---	17	6	---	---	---
1973-74	13	10	6	---	14	16	16	17	2	12	8
1974-75	11	13	1	---	17	8	13	14	9	5	12
1975-76	12	13	6	---	10	12	9	9	8	6	14
1976-77	9	13	1	---	13	13	13	11	8	3t	15
1977-78	9	13	3	---	12	10	12	12	14	15	17
1978-79	7	6	18	---	15	15	17	7	6	13	17
1979-80	15	13	18	17	15t	12	15	12	5	3	16
1980-81	14	5	23	2	22	8	16	4	14	7	17
1981-82	13	10	21	21	21	19	21	12	7	17	14
1982-83	4	4	17	11	10	16	11	9	8	21	15
1983-84	12	16	5	5	11	18	16	7	8	13	16
1984-85	5	5	7	14	11	17	16	2	16	21	21
1985-86	15	9	6	18	14	16	16	5	23	19	14
1986-87	10	13	2	18	6	9	4	9	23	12t	15t
1987-88	12	17	10	10	6	7	4	11	23	19	7
1988-89	20	24	13	2	16	10	14	22	22	14	17
1989-90	23	20	9	11	25	18	24	13	25	9	15
1990-91	27	24	24	2	21t	23	25	17	23	8	5
1991-92	15	17	15	5	26	19	24	18	12	21	2
1992-93	6	20	11	14	14	23	23	13	8	22	24
1993-94	14	22	16	6	16	20	16	15	22	16	23
1994-95	19	12	23	20	12	14	14	18	17	26	8
1995-96	14	20	20	5	7	16	10	16	17t	28	11
1996-97	16	16	20	2	6	15	11	14	27	20	19
1997-98	22	21	28	13	10	19	14	13	27	17	14
1998-99	1	12	27	24	6	2	2	4	6t	28	18
1999-00	1	16	14	28	10	3t	4	5	3	22t	21t
2000-01	1	10	5	13	14	2	3	10	3	13	14
2001-02	2	2	16	9	15	1	2	4	3	8	21
2002-03	3	3	18	4	25	1	3	3	2	12t	12
2003-04	2	1	2	24	24	12t	21	1	7	26	26
2004-05	2	7	6	4	11	13t	11	1	7	1	26
2005-06	10	14	5	16	22	13	18	5	8	20	26
2006-07	8	21	12	19	27	20	30	22	3	10	28
2007-08	8	10	3	9	24	20	29	29	7	30	26
2008-09	12	25	6	14	25	25t	29	27	23	26	25
2009-10	18	19	28	16	3	14	10	20	21t	23	23
2010-11	15	23	28	26	2	14	4	23	12	28	15
2011-12	6	26	24	29	2	24t	10	26	5	13	17
2012-13	10	19	11	12	13	29	25	25	13	15	28
2013-14	17	18	15	27	5	11	9	30	22	27	27
2014-15	14	13	10	20	14	9	9	26	26	27	28
2015-16	3	8	26	10	13	14	11	4	5	28	20
2016-17	24	13	16	5	28	25	28	16	17	21	26
2017-18	30	22	28	3	19	29	28	25	11	9	25
2018-19	9	15	27	4	9	19	14	14	10	7	24t
2019-20	22	15	18	12	23	25	27	21	14	12	27
2020-21	11	6	25	16	22	8	8	13	18	20	28
2021-22	16	20	18	24	22	23	26	22	20	19	19
2022-23	1	2	12	9	23	15t	20	3	20t	9t	29

## OPPONENTS' STATISTICS, RANKING WITHIN LEAGUE

	PTS/G	FG%	FT%	3PT%	OR	DR	REB	AST/G	STL/G	TO/G	BLK/G
1970-71	16	15	1	---	---	---	16	12	---	---	---
1971-72	13	14	3	---	---	---	17	7	---	---	---
1972-73	11	17	14	---	---	---	4	3	---	---	---
1973-74	8	15	11	---	11	5	6	5	9	6	7
1974-75	7	13	11	---	3T	14	6	6	3	10	7
1975-76	13	12	14	---	9	13	12	7	5	8	3
1976-77	13	18	21	---	5	2	8	2	5	11	9
1977-78	19	15	18	---	12	16	14	4	14	9	11t
1978-79	11	12	7	---	6t	17	12	1	7	2	12
1979-80	4t	9	10	2	3	21	16t	2	3	1	12
1980-81	10	9	18	2	5	21	16	1	11	12	5
1981-82	12	14	3	3	3	5	3	12	17	7	9
1982-83	16	13	8	3	15	13	14t	6	20	3	10t
1983-84	15	18	13	2	10	12	12t	10	8	6	19
1984-85	21	21	16	2	13	6	7	23	18	15t	21
1985-86	14	18	10	6	9	9	9	12	15	15	20
1986-87	19	16	17	17	6	10t	9	14	11	22	19
1987-88	21	21	9	16	8t	15	15	16	21	22	22
1988-89	17	14	6	11	11	22	21	14	16	18	16
1989-90	14	11	27	8	17	22	21	12	16	26	10
1990-91	8	12	11	14	18	26	24	6	12	12	17
1991-92	25	17	10	10	25t	27	27	20	26t	7	24
1992-93	26	23	15	4	17	25	24	17	22	3	24
1993-94	25	23	6	25	20	25	23	14	16	10	23
1994-95	8t	2	19	1	22	8	14	9	25	10	27
1995-96	20	17	24	22	18	11	14	10	29	8	20
1996-97	23	18	14	11	18	17	18	12	21	20t	27
1997-98	23	19	17	21	26	27	27	17	16	14	23
1998-99	29	21	5	13	29	29	29	27	28t	10	7
1999-00	27	16	18	14	28	29	28	24	28	3	10t
2000-01	13	7	17	17	29	26	29	17	19	5	21t
2001-02	19	9	6	3	24t	27	26	17	16	9	8
2002-03	17	1	2	1	28	27	29	13	21	10	6
2003-04	25	25	14	10	28	20t	25	14	15	16	14
2004-05	26	23	1	15	28	25	27	18	17	14	7
2005-06	17	16	20	9	20	23	25	18	26	11	18t
2006-07	24	26	20	23	15	29	29	24	11	4	19
2007-08	24	22	14	25	25	9t	18	22	26	8	27
2008-09	29	30	5	29	29	26	26	24	29	12	20
2009-10	25	20	28	19	16	19	16	12	18	21	27
2010-11	25	28	13	11	12t	18	16	19	28	8	24
2011-12	30	30	23	21	28	26	28	30	16t	7	29
2012-13	30	28	30	13	26	22	28	29	11t	15	27
2013-14	24	20	3	29	3	9	24	6	18	27	24t
2014-15	28	24	13	16	15t	3	4	26	28	25	30
2015-16	30	24	21	23	23	17	23	22	28	6	19
2016-17	18	22	22	19	11	10	9	10	23	15	21
2017-18	14	25	13	29	7	23	20	18	17	2	14
2018-19	26	20	21	12	25	29	30	17	16	10	18t
2019-20	17	21	29	16	3	11	9	20	17	10	6
2020-21	28	30	25	19	25	24	24	12	25	10	15t
2021-22	29	28	17	29	22	24	22	21	25	16	18
2022-23	25	29	23	26	7	9	9	28	16	15	9

# FRANCHISE WIN-LOSS RECORDS

YEAR	COACH	Regular Season		Playoffs	
		W-L	Pct.	W-L	Pct.
1948-49	Les Harrison	45-15	.750	2-2	.500
1949-50	Les Harrison	51-17	.750	0-2	.000
1950-51	Les Harrison	41-27	.603	9-5	.643
1951-52	Les Harrison	41-25	.621	3-3	.500
1952-53	Les Harrison	44-26	.629	1-2	.333
1953-54	Les Harrison	44-28	.611	3-3	.500
1954-55	Les Harrison	29-43	.403	1-2	.333
1955-56	Bob Wanzer	31-41	.431	—	—
1956-57	Bob Wanzer	31-41	.431	—	—
1957-58*	Bob Wanzer	33-39	.458	0-2	.000
1958-59	Bob Wanzer	3-15	.167	—	—
	Tom Marshall	16-38	.296	—	—
1959-60	Tom Marshall	19-56	.253	—	—
1960-61	Charles Wolf	33-46	.418	—	—
1961-62	Charles Wolf	43-37	.538	1-3	.250
1962-63	Charles Wolf	42-38	.525	6-6	.500
1963-64	Jack McMahon	55-25	.687	4-6	.400
1964-65	Jack McMahon	48-32	.600	1-3	.250
1965-66	Jack McMahon	45-35	.563	2-3	.400
1966-67	Jack McMahon	39-42	.482	1-3	.250
1967-68	Ed Jucker	39-43	.476	—	—
1968-69	Ed Jucker	41-41	.500	—	—
1969-70	Bob Cousy	36-46	.439	—	—
1970-71	Bob Cousy	33-49	.402	—	—
1971-72	Bob Cousy	30-52	.366	—	—
1972-73**	Bob Cousy	36-46	.439	—	—
1973-74	Bob Cousy	6-16	.272	—	—
	Draff Young	0-3	.000	—	—
	Phil Johnson	27-30	.473	—	—
1974-75	Phil Johnson	44-38	.537	2-4	.333
1975-76***	Phil Johnson	31-51	.387	—	—
1976-77	Phil Johnson	40-42	.488	—	—
1977-78	Phil Johnson	13-24	.351	—	—
	Larry Staverman	18-27	.400	—	—
1978-79	Lowell Fitzsimmons	48-34	.585	1-4	.200
1979-80	Lowell Fitzsimmons	47-35	.573	1-2	.333
1980-81	Lowell Fitzsimmons	40-42	.488	7-8	.467
1981-82	Lowell Fitzsimmons	30-52	.366	—	—
1982-83	Lowell Fitzsimmons	45-37	.549	—	—
1983-84	Lowell Fitzsimmons	38-44	.463	0-3	.000
1984-85	Jack McKinney	1-8	.111	—	—
	Phil Johnson	30-43	.411	—	—
1985-86#	Phil Johnson	37-45	.451	0-3	.000
1986-87	Phil Johnson	14-32	.304	—	—
	Jerry Reynolds	15-21	.417	—	—
1987-88	Bill Russell	17-41	.293	—	—
	Jerry Reynolds	7-17	.292	—	—
1988-89	Jerry Reynolds	27-55	.329	—	—
1989-90	Jerry Reynolds	7-21	.250	—	—
	Dick Motta	16-38	.296	—	—
1990-91	Dick Motta	25-57	.305	—	—
1991-92	Dick Motta	7-18	.280	—	—
	Rex Hughes	22-35	.386	—	—
1992-93	Garry St. Jean	25-57	.305	—	—
1993-94	Garry St. Jean	28-54	.341	—	—
1994-95	Garry St. Jean	39-43	.476	—	—
1995-96	Garry St. Jean	39-43	.476	1-3	.250
1996-97	Garry St. Jean	28-39	.418	—	—
	Eddie Jordan	6-9	.400	—	—
1997-98	Eddie Jordan	27-55	.329	—	—
1998-99	Rick Adelman	27-23	.540	2-3	.400
1999-00	Rick Adelman	44-38	.537	2-3	.400
2000-01	Rick Adelman	55-27	.671	3-5	.375
2001-02	Rick Adelman	61-21	.744	10-6	.625
2002-03	Rick Adelman	59-23	.720	7-5	.583
2003-04	Rick Adelman	55-27	.671	7-5	.583
2004-05	Rick Adelman	50-32	.610	1-4	.200
2005-06	Rick Adelman	44-38	.537	2-4	.333
2006-07	Eric Musselman	33-49	.402	—	—
2007-08	Reggie Theus	38-44	.463	—	—
2008-09	Reggie Theus	6-18	.250	—	—
	Kenny Natt	11-47	.190	—	—
2009-10	Paul Westphal	25-57	.305	—	—
2010-11	Paul Westphal	24-58	.293	—	—
2011-12	Paul Westphal	2-5	.286	—	—
	Keith Smart	20-39	.339	—	—
2012-13	Keith Smart	28-54	.341	—	—
2013-14	Michael Malone	28-54	.341	—	—
2014-15	Michael Malone	11-13	.458	—	—
	Tyrone Corbin	7-21	.250	—	—
	George Karl	11-19	.367	—	—
2015-16	George Karl	33-49	.402	—	—
2016-17	Dave Joerger	32-50	.390	—	—
2017-18	Dave Joerger	27-55	.329	—	—
2018-19	Dave Joerger	39-43	.476	—	—
2019-20	Luke Walton	31-41	.431	—	—
2020-21	Luke Walton	31-41	.431	—	—
2021-22	Luke Walton	6-11	.353	—	—
	Alvin Gentry	24-41	.369	—	—
2022-23	Mike Brown	48-34	.585	3-4	.429
Totals		2702-3221	.456	83-111	.428

\* Team moved from Rochester to Cincinnati  
 \*\* Team moved to Kansas City-Omaha  
 \*\*\* Team moved to Kansas City, MO  
 # Team moved to Sacramento



# KINGS RECORD MONTH-BY-MONTH

	OCT	NOV	DEC	JAN	FEB	MAR	APR	MAY
1948-49	---	8-2	8-6	11-2	12-2	6-3	---	---
1949-50	---	8-4	11-4	12-5	12-4	8-0	---	---
1950-51	1-0	5-7	12-3	9-7	8-8	6-2	---	---
1951-52	---	9-4	11-4	7-7	9-5	5-5	---	---
1952-53	---	11-4	11-4	7-9	10-5	5-4	---	---
1953-54	1-0	7-8	9-4	9-7	10-8	8-2	---	---
1954-55	1-0	3-7	6-8	11-9	5-15	3-4	---	---
1955-56	---	4-7	8-10	8-11	9-9	2-4	---	---
1956-57	1-1	9-8	7-7	3-12	8-9	3-4	---	---
1957-58	1-0	7-7	5-13	11-5	4-12	5-2	---	---
1958-59	1-2	2-13	4-10	6-13	5-10	1-5	---	---
1959-60	2-3	3-12	5-12	4-14	5-11	0-4	---	---
1960-61	5-2	4-13	9-8	6-12	6-9	3-2	---	---
1961-62	2-3	11-7	7-8	11-5	9-11	3-3	---	---
1962-63	3-2	10-6	6-8	9-9	9-9	5-4	---	---
1963-64	5-3	10-6	9-4	11-6	14-3	6-3	---	---
1964-65	4-2	9-7	10-3	11-7	7-7	7-6	---	---
1965-66	4-4	11-2	8-7	11-4	7-10	4-8	---	---
1966-67	2-4	7-7	4-11	10-5	8-12	8-3	---	---
1967-68	5-3	4-8	7-9	9-7	7-12	7-4	---	---
1968-69	4-2	9-6	9-6	5-11	7-10	7-6	---	---
1969-70	2-6	8-7	9-8	7-10	5-8	5-7	---	---
1970-71	3-6	6-7	7-8	7-10	3-13	7-5	---	---
1971-72	1-6	7-6	2-14	6-9	6-12	8-5	---	---
1972-73	3-6	11-4	6-12	5-9	8-8	3-7	---	---
1973-74	4-6	2-14	8-7	7-8	6-8	6-6	---	---
1974-75	5-1	7-9	8-8	5-8	10-2	8-8	1-2	---
1975-76	0-3	7-5	3-14	8-9	4-8	8-7	2-4	---
1976-77	2-3	9-7	5-10	9-9	5-6	10-5	0-6	---
1977-78	3-4	4-9	6-8	3-13	8-4	7-8	0-5	---
1978-79	4-5	8-3	8-6	10-6	10-4	5-10	3-0	---
1979-80	5-5	8-9	9-4	13-5	6-4	6-8	---	---
1980-81	5-7	5-9	7-8	7-6	9-5	7-7	---	---
1981-82	0-2	4-8	7-8	3-11	4-11	8-7	4-5	---
1982-83	1-0	7-5	9-5	6-12	5-6	9-7	8-2	---
1983-84	0-2	8-6	5-8	4-10	8-6	10-8	3-4	---
1984-85	0-2	3-11	8-5	4-12	4-9	11-6	1-6	---
1985-86	1-2	4-10	4-10	9-8	9-2	6-10	4-3	---
1986-87	1-0	4-10	3-10	6-9	4-9	5-11	6-4	---
1987-88	---	4-7	3-14	5-7	4-11	4-11	4-8	---
1988-89	---	2-9	4-10	6-10	3-10	6-10	6-6	---
1989-90	---	4-9	3-11	5-10	3-10	7-10	1-9	---
1990-91	---	1-12	5-9	6-8	3-10	4-12	6-6	---
1991-92	---	5-11	3-9	6-10	6-7	4-12	5-4	---
1992-93	---	5-8	5-8	6-9	2-12	3-11	4-9	---
1993-94	---	4-9	4-10	4-10	7-6	4-12	5-7	---
1994-95	---	6-6	9-6	9-6	4-7	6-12	5-6	---
1995-96	---	11-4	6-5	6-7	2-13	7-9	7-5	---
1996-97	---	5-11	8-7	6-8	6-6	4-11	5-5	---
1997-98	---	5-11	6-9	8-6	5-9	2-12	1-8	---
1998-99	---	---	---	---	6-7	8-11	10-5	3-0
1999-00	---	10-2	7-8	10-6	5-8	9-6	3-8	---
2000-01	1-0	9-4	10-4	9-4	8-6	11-4	6-5	---
2001-02	1-0	12-4	10-5	11-1	7-5	12-4	8-2	---
2002-03	2-0	11-5	10-4	10-6	8-3	11-4	7-1	---
2003-04	2-0	10-4	9-4	12-4	10-3	9-7	3-5	---
2004-05	---	9-5	9-4	12-4	6-8	8-8	6-3	---
2005-06	---	7-8	5-9	7-9	7-4	11-6	7-2	---
2006-07	---	8-5	5-10	5-11	7-6	5-9	3-8	---
2007-08	0-1	5-9	6-8	9-6	6-8	7-8	5-4	---
2008-09	0-2	5-12	3-10	2-14	3-10	3-9	1-8	---
2009-10	0-3	8-5	6-9	2-13	4-9	4-13	1-5	---
2010-11	2-1	2-11	2-11	6-10	3-10	6-10	3-4	---
2011-12	---	---	1-3	5-12	6-7	6-12	4-10	---
2012-13	0-1	4-10	7-8	6-11	3-9	7-8	1-7	---
2013-14	1-0	3-10	6-10	5-11	5-7	6-10	2-6	---
2014-15	1-1	8-7	4-11	4-10	3-7	6-11	3-6	---
2015-16	1-2	6-10	5-8	8-7	4-7	6-11	3-4	---
2016-17	2-2	5-9	7-8	5-11	6-5	4-12	3-3	---
2017-18	1-6	5-9	6-9	4-10	2-9	6-10	3-2	---
2018-19	5-3	5-8	9-6	7-8	5-5	7-9	1-4	---
2019-20	0-5	8-5	4-12	6-8	7-4	3-2	3-5*	---
2020-21	---	---	3-2	5-9	5-10	9-5	4-11	5-4
2021-22	3-3	5-11	7-8	3-12	5-6	5-9	2-3	---
2022-23	2-4	9-5	8-6	9-6	8-4	11-5	1-4	---

\*denotes games played in July/August during 2020 NBA Restart due to suspension of 2019-20 season in March



# SAC-ERA WIN-LOSS STREAKS YEAR-BY-YEAR

## WINNING STREAKS

SEASON	LONGEST OVERALL W STREAK	LONGEST HOME W STREAK	LONGEST ROAD W STREAK
1985-86	6, 2/18-2/28	5, 12/17-1/21	2, 2/21-2/25
1986-87	6, 11/26-12/6, 1/29-2/10	6, 11/28-12/16	10, 1/2-2/4
1987-88	8, 12/1-12/13, 2/18-3/2	4, three times	13, 3/5-4/17
1988-89	7, 11/5-11/16	7, 2/14-3/1	11, 12/9-1/16
1989-90	2, three times	2, three times	2, 3/1-3/3
1990-91	3, three times	5, 3/28-4/11	1, 11/20
1991-92	4, 4/9-4/14	5, 1/28-2/12	3, 3/20-3/29
1992-93	6, 12/22-1/5	5, 12/27-1/9	2, 12/22-12/23, 4/16-4/17
1993-94	3, 12/29-1/2	5, 12/23-1/13, 2/9-2/14	2, 12/29-12/30, 3/9-3/11
1994-95	4, 12/3-12/10	5, 1/5-1/24	1, several times
1995-96	5, 11/3-11/10, 11/24-12/2	6, 12/18-1/18	3, 11/7-11/10
1996-97	5, 12/19-12/28	5, 12/19-12/28	3, 1/28-2/3
1997-98	4, 1/2-1/8, 2/12-2/17	8, 12/28-1/30	1, several times
1998-99	5, 4/17-4/24, 4/27-5/5	8, 4/17-5/5	2, 4/6-4/19
1999-00	8, 11/12-11/26	9, 12/21-1/20	2, three times
2000-01	5, 11/6-11/14	9, 11/22-12/28	4, 3/28-4/12
2001-02	12, 12/23-1/21	20, 12/4-2/14	9, 3/17-4/12
2002-03	6, three times	13, 10/29-12/17	4, 4/1-4/6
2003-04	8, 11/14-12/14	10, 10/29-11/30	5, 1/28-2/11
2004-05	7, 11/13-11/26	6, 11/9-11/23	4, 12/11-1/4
2005-06	5, 3/6-3/14	14, 3/15-3/21	3, 4/5-4/18
2006-07	5, 1/31-2/10	5, 1/22-2/8	2, 1/31-2/10
2007-08	4, 1/27-2/2, 3/30-4/5	5, 1/14-2/2	3, 12/18-1/2
2008-09	3, 11/5-11/11	3, 11/5-11/11	1, five times
2009-10	4, 11/7-11/13	4, 11/25-12/2	2, 12/19-12/21, 2/9-2/10
2010-11	4, 3/23-3/29	2, 12/29-1/2	3, 3/23-3/27
2011-12	3, 2/2-2/6, 3/16-3/20	3, 2/2-2/9, 3/16-3/20	1, six times
2012-13	3, 12/5-12/8	4, 12/19-12/30	2, 1/2-1/4
2013-14	3, 1/7-1/12	3, 1/7-1/12	2, 2/12-2/23
2014-15	5, 10/31-11/7	3, 10/31-11/15	3, 11/2-11/7
2015-16	5, 1/14-1/23	3, 11/11-11/15	3, 1/14-1/20
2016-17	4, 12/20-12/26, 2/8-2/14	4, 2/8-2/23	2, 12/21-12/23, 1/23-1/25
2017-18	2, four times	3, 11/7-11/17	9, 10/21-11/18
2018-19	5, 10/24-11/1	7, 1/7-2/4	3, 10/29-11/1
2019-20	3, four times	6, 2/3-3/3	3, two times
2020-21	5	5, 3/3-3/27	4, 4/30-5/5
2021-22	3, 12/1-12/8	3, 12/4-12/15	3, 10/20-10/29
2022-23	7, 11/9-11/22	6, 10/29-11/20	7, 2/24-3/18

## LOSING STREAKS

SEASON	LONGEST OVERALL L STREAK	LONGEST HOME L STREAK	LONGEST ROAD L STREAK
1985-86	5, 12/19-12/30	3, 11/16-11/24, 12/21-12/30	4, 10/26-11/12, 11/23-12/4
1986-87	4, 4/2-4/8	6, 1/6-1/27	3, 4/2-4/8
1987-88	2, four times	3, 1/10-1/23, 2/1-2/11	1, five times
1988-89	3, 4/10-4/15	7, 3/25-4/22	1, six times
1989-90	10, 12/9-12/27	7, 3/31-4/21	10, 12/15-1/26
1990-91	9, 2/17-3/2	5, 11/3-11/27	37, 11/21-4/19
1991-92	10, 3/2-3/18	6, 3/2-3/14	8, 11/27-12/2, 1/13-2/21
1992-93	8, 12/4-12/20	5, 2/13-3/3, 3/25-4/13	10, 11/11-12/20
1993-94	8, 11/24-12/8	8, 11/24-12/19	9, 11/7-12/8, 1/4-2/8
1994-95	7, 2/20-3/3	3, 3/7-3/14	8, 2/4-3/10
1995-96	11, 2/6-2/26	5, 2/1-2/26	9, 2/5-3/8
1996-97	7, 3/7-3/19	3, 3/11-3/16	10, 3/7-4/17
1997-98	12, 3/9-4/3	6, 3/9-4/3	10, 3/11-4/18
1998-99	4, 3/16-3/22	2, three times	3, 2/21-2/24
1999-00	4, 2/20-2/26	3, 4/7-4/11	6, 2/4-3/2
2000-01	3, 4/1-4/3	2, 4/1-4/3	3, 11/29-12/13, 2/4-2/7
2001-02	2, three times	1, five times	4, 11/7-11/26, 12/12-12/22
2002-03	3, 11/3-11/6, 1/24-1/28	2, 1/28-1/31	3, 11/3-11/6
2003-04	2, six times	1, seven times	3, three times
2004-05	4, 2/5-2/11	2, 2/8-2/11	4, 3/1-3/17
2005-06	5, 11/30-12/8	4, 12/2-12/8	4, 1/13-1/24
2006-07	7, 1/4-1/17	4, 1/4-1/13	4, 12/29-1/17
2007-08	4, 12/23-12/30	4, 12/23-12/30	9, 10/31-12/12
2008-09	8, three times	8, 11/11-12/6	13, 11/23-1/6
2009-10	8, 3/22-4/6	5, 3/16-4/6	11, 1/1-2/7
2010-11	8, 12/11-12/27	5, 12/11-12/27	12, 11/22-1/12
2011-12	7, 4/3-4/13	3, 4/3-4/8	6, 2/7-2/21
2012-13	6, 2/12-2/26	5, 3/24-4/7	9, 1/30-2/26
2013-14	7, 1/22-2/1	4, 11/29-12/6	7, 1/22-2/11
2014-15	8, 1/13-1/30	6, 1/13-2/5	6, 11/26-12/31
2015-16	6, 10/31-11/9	7, 2/24-3/16	6, 1/26-2/8
2016-17	8, 2/25-3/11	6, 2/25-3/11	4, 10/31-11/5
2017-18	8, 1/8-1-22	5, 1/8-2/3	2, three times
2018-19	4, 12/30-1/5	3, 1/1-1/5	5, 12/17-1/17
2019-20	8, 12/17-12/31	5, two times	4, two times
2020-21	9, two times	6, 2/9-2/28	5, 3/31-4/15
2021-22	7, 1/16-1/31	5, 11/7-11/22, 3/16-4/5	13, 12/10-2/3
2022-23	4, 10/19-10/27	3, 10/19-10/27, 3/27-4/7	2, four times

# FRANCHISE COACHING RECORDS

COACH	Regular Season		Playoffs	
	W-L	PCT.	W-L	PCT.
Rick Adelman.....	395-229	.633	34-35	.493
Les Harrison.....	295-181	.620	19-20	.487
Mike Brown.....	48-34	.585	3-4	.429
Jack McMahan.....	187-134	.583	8-15	.348
Lowell "Cotton" Fitzsimmons...	248-244	.504	9-17	.346
Charles Wolf.....	118-121	.494	7-9	.438
Ed Jucker.....	80-84	.488	0-0	—
Phil Johnson.....	236-305	.436	2-7	.222
Luke Walton.....	68-93	.422	0-0	—
Bob Wanzer.....	98-136	.419	0-2	.000
Reggie Theus.....	44-62	.415	0-0	—
Bob Cousy.....	141-209	.403	0-0	—
Eric Musselman.....	33-49	.402	0-0	—
Garry St. Jean.....	159-236	.402	1-3	.250
Larry Staverman.....	18-27	.400	0-0	—
Dave Joergel.....	98-148	.398	0-0	—
George Karl.....	44-68	.393	0-0	—
Rex Hughes.....	22-35	.386	0-0	—
Michael Malone.....	39-67	.368	0-0	—
Eddie Jordan.....	33-64	.340	0-0	—
Keith Smart.....	48-93	.340	0-0	—
Jerry Reynolds.....	56-114	.330	0-0	—
Paul Westphal.....	51-119	.300	0-0	—
Dick Motta.....	48-113	.298	0-0	—



**RICK ADELMAN**

## COACHING STAFF YEAR-BY-YEAR

YEAR	HEAD COACH	ASSISTANT COACHES	W-L
1985-86	Phil Johnson	Frank Hamblen	37-45
1986-87	Phil Johnson	Frank Hamblen	14-32
	Jerry Reynolds	Don Buse	15-21
1987-88	Bill Russell	Jerry Reynolds	17-41
	Jerry Reynolds	Phil Johnson	7-17
1988-89	Jerry Reynolds	Herman Kull	27-55
1989-90	Jerry Reynolds	Herman Kull	7-21
	Dick Motta	Herman Kull	16-38
1990-91	Dick Motta	Rex Hughes	25-57
1991-92	Dick Motta	Rex Hughes	7-18
	Rex Hughes	Mike Bratz	22-35
1992-93	Garry St. Jean	Mike Schuler	25-57
1993-94	Garry St. Jean	Mike Schuler	28-54
1994-95	Garry St. Jean	Eddie Jordan	39-43
1995-96	Garry St. Jean	Eddie Jordan	39-43
1996-97	Garry St. Jean	Mike Bratz	28-39
	Eddie Jordan	Mike Bratz	6-9
1997-98	Eddie Jordan	Mike Bratz	27-55
1998-99	Rick Adelman	John Wetzel	27-23
1999-00	Rick Adelman	John Wetzel	44-38
2000-01	Rick Adelman	John Wetzel	55-27
2001-02	Rick Adelman	John Wetzel	61-21
2002-03	Rick Adelman	John Wetzel	Pete Carril
2003-04	Rick Adelman	John Wetzel	Pete Carril
2004-05	Rick Adelman	Elston Turner	Pete Carril
2005-06	Rick Adelman	Elston Turner	Pete Carril
2006-07	Eric Musselman	Scott Brooks	Pete Carril
			Brendan O'Connor
2007-08	Reggie Theus	Kenny Natt	Jason Hamm
			Rex Kalamian
2008-09	Reggie Theus	Kenny Natt	Jason Hamm
			Bubba Burrage
			Rex Kalamian
			Bubba Burrage
2009-10	Kenny Natt	Rex Kalamian	Bubba Burrage
	Paul Westphal	Jim Eyen	Bryan Gates
			Shareef Abdur-Rahim
2010-11	Paul Westphal	Jim Eyen	Truck Robinson
2011-12	Paul Westphal	Jim Eyen	Otis Hughley
2011-12	Keith Smart	Jim Eyen	2-5
2012-13	Keith Smart	Jim Eyen	Alex English
2013-14	Michael Malone	Chris Jent	Clifford Ray
			Dee Brown
			Ryan Bowen
2014-15	Michael Malone	Chris Jent	Dee Brown
			Micah Nori
			Dee Brown
			Vance Walberg
2015-16	George Karl	Chad Iske	John Welch
		Nancy Lieberman	Vance Walberg
2016-17	Dave Joergel	Elston Turner	John Welch
		Jason March	Duane Ticknor
2017-18	Dave Joergel	Elston Turner	Dan Hartfield
		Jason March	Duane Ticknor
2018-19	Dave Joergel	Elston Turner	Jenny Boucek
		Jason March	Duane Ticknor
2019-20	Luke Walton	Igor Kokoskov	Bobby Jackson
		Bobby Jackson	Dan Hartfield
2020-21	Luke Walton	Alvin Gentry	Roy Rana
		Bobby Jackson	31-41
2021-22	Luke Walton	Alvin Gentry	31-41
		Rico Hines	6-11
2022-23	Mike Brown	Jordi Fernandez	48-34
		Leandro Barbosa	

# KINGS HOME ATTENDANCE HISTORY

SEASON	ATTENDANCE	AVERAGE	SEASON	ATTENDANCE	AVERAGE	SEASON	ATTENDANCE	AVERAGE
2022-23	715,491	17,451	2000-01	709,997	17,317	1978-79	442,354	10,789
2021-22	577,583	14,440	1999-00	720,033	17,562	1977-78	315,722	7,701
2020-21	---	---	1998-99	418,751	16,750	1976-77	330,526	8,062
2019-20	520,667	14,876	1997-98	605,443	14,767	1975-76	272,675	6,651
2018-19	700,975	17,097	1996-97	709,997	17,317	1974-75	308,906	7,534
2017-18	719,903	17,558	1995-96	709,997	17,317	1973-74	232,692	5,675
2016-17	721,928	17,608	1994-95	709,997	17,317	1972-73	261,860	6,387
2015-16	707,526	17,257	1993-94	709,997	17,317	1971-72	151,186	3,688
2014-15	762,855	18,606	1992-93	709,997	17,317	1970-71	131,734	3,991
2013-14	667,949	16,291	1991-92	697,574	17,014	1969-70	155,818	4,869
2012-13	563,743	13,750	1990-91	697,574	17,014	1968-69	113,822	4,065
2011-12	478,764	14,508	1989-90	697,574	17,014	1967-68	124,668	4,155
2010-11	569,496	13,890	1988-89	677,197	16,517	1966-67	156,931	4,755
2009-10	543,416	13,254	1987-88	423,653	10,333	1965-66	208,865	6,329
2008-09	520,169	12,687	1986-87	423,653	10,333	1964-65	169,570	5,299
2007-08	580,181	14,151	1985-86	423,653	10,333	1963-64	228,012	6,909
2006-07	709,997	17,317	1984-85	262,812	6,410	1962-63	137,739	4,173
2005-06	709,997	17,317	1983-84	370,270	9,031	1961-62	146,468	4,724
2004-05	709,997	17,317	1982-83	340,359	8,301	1960-61	194,017	6,258
2003-04	709,997	17,317	1981-82	280,564	6,843	1959-60	58,244	1,878
2002-03	709,997	17,317	1980-81	336,585	8,209	1958-59	68,470	2,445
2001-02	709,997	17,317	1979-80	375,387	9,156			

## ALL-TIME NBA CONSECUTIVE SELLOUT STREAKS

Sacramento has two of the highest consecutive sellout streaks in NBA history. The Kings sold out 497 games beginning with the first game in Sacramento until the 1996-97 season. ARCO Arena hosted 354 consecutive sellouts from the 1999-00 season until the final regular season game of the 2006-07 season.

Team	Sellouts	Dates
1. Portland Trail Blazers	814	4/9/77 - 11/16/95
2. Dallas Mavericks	786	12/15/01 - 4/10/19*
3. Boston Celtics	662	12/80 - 5/5/95
4. Chicago Bulls	610	11/20/87 - 11/7/00
5. SACRAMENTO KINGS	497	10/25/85 - 11/4/97
6. New York Knicks	433	2/4/93 - 11/2/02
7. Miami Heat	419	4/23/10 - 4/10/19*
8. Phoenix Suns	390	2/3/90 - 2/7/99
9. Oklahoma City Thunder	384	2/22/11 - 4/21/19*
10. Charlotte Hornets	371	12/23/88 - 11/21/97

\*last sellout date of active streak



**DID YOU KNOW?** Upon moving from Kansas City to Sacramento, the Kings played their first three seasons [1985-86 - 1987-88] at ARCO Arena I dubbed "The Madhouse on Market Street." The first Kings game played in ARCO Arena II, was on November 8, 1988, against the Seattle SuperSonics. NBA Commissioner David Stern was among the sold-out crowd of 16,517 that witnessed the Kings fall, 97-75.

# HOME/ROAD RECORD BREAKDOWNS IN SAC AREA

YEAR	OVERALL	HOME	ROAD	NEUTRAL	VS. WEST			VS. EAST			VS. DIVISION		
					OVERALL	H	A	OVERALL	H	A	OVERALL	H	A
1985-86	37-45	25-16	12-29		28-32	19-11	9-21	9-13	6-5	3-8	15-15	11-4	4-11
1986-87	29-53	20-21	9-32		22-38	15-15	7-23	7-15	5-6	2-9	10-20	5-10	5-10
1987-88	24-58	19-22	5-36		19-41	15-15	4-26	5-17	4-7	1-10	9-21	8-7	1-14
1988-89	27-55	21-20	6-35		23-35	19-10	4-25	4-20	2-10	2-10	12-22	9-8	3-14
1989-90	23-59	16-25	7-34		14-42	9-19	5-23	9-17	7-6	2-11	7-21	4-10	3-11
1990-91	25-57	24-17	1-40		18-38	18-10	0-28	7-19	6-7	1-12	9-19	9-5	0-15
1991-92	29-53	21-20	8-33		17-37	12-15	5-22	12-16	9-5	3-11	6-24	5-10	1-14
1992-93	25-57	16-25	9-32		18-36	11-16	7-20	7-21	5-9	2-12	6-24	4-11	2-13
1993-94	28-54	20-21	8-33		17-37	13-14	4-23	11-17	7-7	4-10	9-21	8-7	1-14
1994-95	39-43	27-14	12-29		25-29	16-11	9-18	14-14	11-3	3-11	17-13	11-4	6-9
1995-96	39-43	26-15	13-28		23-29	16-10	7-19	16-14	10-5	6-9	11-13	8-4	3-9
1996-97	34-48	22-19	12-29		23-29	15-11	8-18	11-19	7-8	4-11	8-16	7-5	1-11
1997-98	27-55	21-20	6-35		18-34	13-13	5-21	9-21	8-7	1-14	6-18	5-7	1-11
1998-99	27-23	16-9	11-14		23-21	13-9	10-12	4-2	3-0	1-2	11-9	4-5	7-4
1999-00	44-38	29-11	14-26	1-1	25-27	17-9	8-18	19-11	13-2	6-9	9-15	6-6	3-9
2000-01	55-27	33-8	22-19		35-17	21-5	14-12	20-10	12-3	8-7	16-8	10-2	6-6
2001-02	61-21	36-5	25-16		37-15	22-4	15-11	24-6	14-1	10-5	15-9	10-2	5-7
2002-03	59-23	35-6	24-17		36-16	20-6	16-10	23-7	15-0	8-7	17-7	10-2	7-5
2003-04	55-27	34-7	21-20		31-21	20-6	11-15	24-6	14-1	10-5	16-8	11-1	5-7
2004-05	50-32	30-11	20-21		28-24	16-10	12-14	22-8	14-1	8-7	10-6	4-4	6-2
2005-06	44-38	27-14	17-24		30-22	19-7	11-15	14-16	8-7	6-9	10-6	6-2	4-4
2006-07	33-49	20-21	13-28		18-34	9-17	9-17	15-15	11-4	4-11	5-11	3-5	2-6
2007-08	38-44	26-15	12-29		21-31	16-10	5-21	17-13	10-5	7-8	3-13	2-6	1-7
2008-09	17-65	11-30	6-35		16-36	11-15	5-21	1-29	0-15	1-14	7-9	5-3	2-6
2009-10	25-57	18-23	7-34		16-36	13-13	3-23	9-21	5-10	4-11	5-11	4-4	1-7
2010-11	24-58	11-29	13-28		15-36	8-17	7-19	9-21	3-12	6-9	7-8	4-3	3-5
2011-12	22-44	16-17	6-27		16-32	13-11	3-21	6-12	3-6	3-6	3-10	3-5	0-5
2012-13	28-54	20-21	8-33		14-38	11-15	3-23	14-16	9-6	5-10	7-9	5-3	2-6
2013-14	28-54	17-24	11-30		15-37	8-18	7-19	13-17	9-6	4-11	3-13	2-6	1-7
2014-15	29-53	18-23	11-30		18-34	10-16	8-18	11-19	8-7	3-12	7-9	3-5	4-4
2015-16	33-49	18-22	15-26	0-1	19-33	10-16	9-17	14-16	8-7	6-9	8-8	4-4	4-4
2016-17	32-50	17-24	15-26		21-31	11-15	10-16	11-19	6-9	5-10	7-9	3-5	4-4
2017-18	27-55	14-27	13-28		14-38	6-20	8-18	13-17	8-7	5-10	5-11	2-6	3-5
2018-19	39-43	24-17	15-26		21-31	13-13	8-18	18-12	11-4	7-8	4-12	3-5	1-7
2019-20	31-41	16-19	15-22		23-23	12-12	11-11	8-18	4-7	4-11	8-5	2-3	6-2
2020-21	31-41	16-20	15-21		18-24	10-11	8-13	13-17	6-9	7-8	5-7	3-3	2-4
2021-22	30-52	16-25	14-27		20-32	10-16	10-16	10-20	6-9	4-11	6-10	2-6	4-4
2022-23	48-34	23-18	25-16		32-20	15-11	17-9	16-14	8-7	8-7	9-7	4-4	5-3

\* Sacramento was in the Midwest Division from 1985-86 to 1987-88 before playing in the Pacific Division

## FRANCHISE HOME/ROAD RECORDS

YEAR	OVERALL	HOME	ROAD	NEUTRAL	YEAR	OVERALL	HOME	ROAD	NEUTRAL
1948-49	45-15	24-5	20-10	1-0	1987-88	24-58	19-22	5-36	
1949-50	51-17	33-1	17-16	1-0	1988-89	27-55	21-20	6-35	
1950-51	41-27	29-5	12-22	0-0	1989-90	23-59	16-25	7-34	
1951-52	41-25	28-5	12-18	1-2	1990-91	25-57	24-17	1-40	
1952-53	44-26	24-8	13-16	7-2	1991-92	29-53	21-20	8-33	
1953-54	44-28	18-10	12-15	14-3	1992-93	25-57	16-25	9-32	
1954-55	29-43	17-11	4-19	8-13	1993-94	28-54	20-21	8-33	
1955-56	31-41	15-14	7-21	9-6	1994-95	39-43	27-14	12-29	
1956-57	31-41	19-12	9-22	3-7	1995-96	39-43	26-15	13-28	
1957-58	33-39	17-12	10-19	6-8	1996-97	34-48	22-19	12-29	
1958-59	19-53	9-19	2-25	8-9	1997-98	27-55	21-20	6-35	
1959-60	19-56	9-22	2-20	8-14	1998-99	27-23	16-9	11-14	
1960-61	33-46	18-13	8-19	7-14	1999-00	44-38	29-11	14-26	1-1
1961-62	43-37	18-13	14-16	11-8	2000-01	55-27	33-8	22-19	
1962-63	42-38	23-10	15-19	4-9	2001-02	61-21	36-5	25-16	
1963-64	45-25	26-7	18-18	11-0	2002-03	59-23	35-6	24-17	
1964-65	48-32	25-7	17-21	6-4	2003-04	55-27	34-7	21-20	
1965-66	45-35	25-6	11-23	9-6	2004-05	50-32	30-11	20-21	
1966-67	39-42	20-11	12-24	7-7	2005-06	44-38	27-14	17-24	
1967-68	39-43	18-12	13-23	8-8	2006-07	33-49	20-21	13-28	
1968-69	41-41	15-13	16-21	10-7	2007-08	38-44	26-15	12-29	
1969-70	36-46	19-13	14-25	3-8	2008-09	17-65	11-30	6-35	
1970-71	33-49	17-16	11-28	5-5	2009-10	25-57	18-23	7-34	
1971-72	30-52	20-18	8-32	2-2	2010-11	24-58	11-29	13-28	
1972-73	36-46	24-17	12-29		2011-12	22-44	16-17	6-27	
1973-74	33-49	20-21	13-28		2012-13	28-54	20-21	8-33	
1974-75	44-38	29-12	15-26		2013-14	28-54	17-24	11-30	
1975-76	31-51	25-16	6-35		2014-15	29-53	18-23	11-30	
1976-77	40-42	28-14	12-28		2015-16	33-49	18-22	15-26	0-1
1977-78	31-51	22-19	9-32		2016-17	32-50	17-24	15-26	
1978-79	48-34	32-9	16-25		2017-18	27-55	14-27	13-28	
1979-80	47-35	30-11	17-24		2018-19	39-43	24-17	15-26	
1980-81	40-42	24-17	16-25		2019-20	31-41	16-19	15-22	
1981-82	30-52	23-18	7-34		2020-21	31-41	16-20	15-21	
1982-83	45-37	30-11	15-26		2021-22	30-52	16-25	14-27	
1983-84	38-44	26-15	12-29		2022-23	48-34	23-18	25-16	
1984-85	31-51	23-18	8-33			2702-3222	1642-1162	909-1912	150-144
1985-86	37-45	25-16	12-29			.456	.586	.322	.510
1986-87	29-53	20-21	9-32						



# KINGS SEASON OPENERS

## HOME OPENERS (in Sacramento, 24-13)

YEAR	OPPONENT	W/L	SCORE	+/-
1985-86*	LA Clippers <sup>s</sup>	L	104-108	-4
1986-87*	LA Clippers <sup>s</sup>	W	107-106	+1
1987-88*	Golden State <sup>s</sup>	W	134-106	+28
1988-89	Seattle <sup>s</sup>	L	75-97	-22
1989-90	Seattle <sup>s</sup>	W	107-100	+7
1990-91	Portland <sup>s</sup>	L	93-95 <sup>OT</sup>	-2
1991-92*	LA Clippers <sup>s</sup>	W	94-90	+4
1992-93*	San Antonio <sup>s</sup>	W	114-106	+8
1993-94*	Denver <sup>s</sup>	W	1-9-100	+9
1994-95*	Phoenix <sup>s</sup>	W	107-89	+18
1995-96*	Minnesota <sup>s</sup>	W	95-86	+9
1996-97	Houston <sup>s</sup>	L	80-102	-22
1997-98	Houston <sup>s</sup>	L	77-93	-16
1998-99	Vancouver <sup>s</sup>	W	109-87	+22
1999-00*	Minnesota (J)	W	100-95	+5
	Utah <sup>s</sup>	W	105-92	+13
2000-01	Portland <sup>s</sup>	W	79-75	+4
2001-02*	Seattle <sup>s</sup>	W	101-95	+6
2002-03*	Cleveland <sup>s</sup>	W	94-67	+27
2003-04*	Cleveland <sup>s</sup>	W	106-92	+14
2004-05	Toronto <sup>s</sup>	W	108-92	+16
2005-06	Detroit <sup>s</sup>	L	88-102	-14
2006-07	Minnesota <sup>s</sup>	W	93-81	+12
2007-08	Seattle	W	104-98	+6
2008-09	Memphis	W	100-95	+5
2009-10	Memphis <sup>s</sup>	W	127-116 <sup>OT</sup>	+11
2010-11	Toronto <sup>s</sup>	W	111-108	+3
2011-12*	LA Lakers <sup>s</sup>	W	100-91	+9
2012-13	Golden State <sup>s</sup>	W	94-92	+2
2013-14*	Denver <sup>s</sup>	W	90-88	+2
2014-15*	Golden State <sup>s</sup>	L	77-95	-18
2015-16*	LA Clippers <sup>s</sup>	L	104-111	-7
2016-17	San Antonio <sup>s</sup>	L	94-102	-8
2017-18*	Houston <sup>s</sup>	L	105-100	-5
2018-19*	Utah <sup>s</sup>	L	117-123	-4
2019-20	Portland	L	112-122	-10
2020-21	Phoenix	W	106-103	+3
2021-22	Utah	L	101-110	-9
2022-23*	Portland <sup>s</sup>	L	108-115	-7

\* Sacramento season-opening games (13-6)

(J) 1999 NBA Japan Games

<sup>s</sup> denotes home sellout

## ROAD OPENERS (in US, 13-24)

YEAR	OPPONENT	W/L	SCORE	+/-
1985-86	at Denver	L	112-123	-11
1986-87	at Seattle	L	103-114	-11
1987-88	at Utah	L	100-121	-21
1988-89*	at Portland	L	103-121	-18
1989-90*	at Portland	L	96-114	-18
1990-91*	at LA Clippers	L	80-90	-10
1991-92	at Golden State	L	91-153	-62
1992-93	at LA Lakers	W	124-114	+10
1993-94	at Phoenix	L	110-132	-22
1994-95	at Seattle	W	108-100	+8
1995-96	at Philadelphia	W	109-106	+3
1996-97*	at Houston	L	85-96	-11
1997-98*	at Vancouver	L	96-97	-1
1998-99*	at San Antonio	L	83-101	-18
1999-00	Minnesota (J)	L	101-114	-13
	at Houston	W	128-110	+18
2000-01*	at Chicago	W	100-81	+19
2001-02	at Denver	W	106-94	+12
2002-03	at Memphis	W	116-99	+17
2003-04	at Denver	L	88-109	-21
2004-05*	at Dallas	L	98-107	-9
2005-06*	at NO/OK City	L	67-93	-26
2006-07*	at Minnesota	L	83-92	-9
2007-08*	at New Orleans	L	90-104	-14
2008-09*	at Minnesota	L	96-98	-2
2009-10*	at Okla. City	L	89-102	-13
2010-11*	at Minnesota	W	117-116	+1
2011-12	at Portland	L	79-101	-22
2012-13*	at Chicago	L	87-93	-6
2013-14	at Golden State	L	87-98	-11
2014-15	at LA Clippers	W	98-92	+6
2015-16	at LA Clippers	L	109-114	-5
2016-17*	at Phoenix	W	113-94	+19
2017-18	at Dallas	W	93-88	+5
2018-19	at New Orleans	L	129-149	-20
2019-20*	at Phoenix	L	95-124	-29
2020-21*	at Denver	W	124-122 <sup>OT</sup>	+2
2022-21	at Portland	W	124-121	+3
2022-23	at Golden State	L	125-130	-5

## SACRAMENTO ERA ROOKIE SINGLE-GAME RECORDS

CATEGORY	NO.	DATE/OPPONENT	PLAYER
FGM	16	03/23/91 vs. PHO	Lionel Simmons
FGA	31	03/23/91 vs. PHO	Lionel Simmons
FG3M	8	02/06/23 at HOU	Keegan Murray
FG3A	14	03/20/23 at UTA	Keegan Murray
	14	02/09/89 vs. GS	Ricky Berry
FT	18	04/11/11 vs. OKC	DeMarcus Cousins
FTA	21	04/11/11 vs. OKC	DeMarcus Cousins
OffR	10	12/06/08 vs. DEN	Jason Thompson
DefR	16	02/06/91 vs. POR	Lionel Simmons
REB	19	04/01/09 at GS (OT)	Jason Thompson
	19	01/12/98 vs. PHO	Michael Stewart
	19	02/06/91 vs. POR	Lionel Simmons
AST	17	04/05/22 vs. NOP	Davion Mitchell
STL	7	03/19/88 vs. HOU	Kenny Smith
TO	8	03/21/11 at CHI	DeMarcus Cousins
	8	03/19/10 vs. MIL	Tyreke Evans
	8	02/01/91 at MIL	Lionel Simmons
BLK	9	04/18/91 vs. DEN	Duane Causwell
	9	01/06/98 vs. LAC	Michael Stewart
PTS	42	03/23/91 vs. PHO	Lionel Simmons



LIONEL SIMMONS



DeMARCUS COUSINS

**DID YOU KNOW?** En route to setting a Sacramento-era rookie record for most free throws attempted in a game, DeMarcus Cousins matched the Sleep Train Arena mark for most free-throw attempts in a half with 17 coming in the second half against Oklahoma City on April 11, 2011.



# FRANCHISE OVERTIME RECORDS

[All-Time Overall: 146-195, Home: 72-101, Road: 68-83, Neutral: 6-11]

2022-23 (4-1)			
W	at Orlando	126	- 123
W	at Minnesota	118	- 111
W	Dallas	133	- 128
W	at LA Clippers	176	- 175**
L	San Antonio	134	- 142
2021-22 (2-1)			
W	L.A. Lakers	141	- 137***
L	Phoenix	124	- 127
W	Orlando	114	- 110
2020-21 (1-0)			
W	Denver	124	- 122
2019-20 (2-4)			
W	Denver	100	- 97
L	at San Antonio	104	- 105
L	Minnesota	104	- 105
L	at Miami	113	- 118
W	at Minnesota	133	- 129
W	Dallas	110	- 114
2018-19 (0-2)			
L	Portland	108	- 113
L	Milwaukee	140	- 141
2017-18 (3-0)			
W	at New Orleans	116	- 109
W	Brooklyn	116	- 111
W	Miami	123	- 119
2016-17 (2-6)			
L	at Miami	96	- 108
L	at Portland	120	- 122
L	at Washington	95	- 101
W	at Cleveland	116	- 112
L	at Indiana	111	- 115
W	Golden State	109	- 106
L	Utah	109	- 110
L	Washington	122	- 130
2015-16 (0-3)			
L	at Charlotte	122	- 127
L	at Dallas	116	- 117**
L	Charlotte	128	- 129**
2014-15 (3-3)			
W	at Phoenix	114	- 112**
W	Indiana	102	- 101
L	Houston	109	- 113
W	New York	135	- 129
L	Dallas	104	- 108
L	at Miami	109	- 114
2013-14 (4-2)			
L	L.A. Clippers	98	- 104
W	at Utah	112	- 102
W	Miami	108	- 103
L	Indiana	111	- 116
W	at New York	106	- 101
W	Washington	117	- 111
2012-13 (0-4)			
L	at Indiana	98	- 106**
L	Dallas	112	- 117
L	at Utah	91	- 98
L	at Miami	129	- 141**
2011-12 (1-2)			
W	Golden State	114	- 106
L	at Denver	116	- 119
L	at Houston	106	- 113
2010-11 (1-6)			
L	Golden State	109	- 117
L	at Washington	133	- 136
L	Portland	90	- 94
L	at Golden State	112	- 119
L	at Utah	102	- 109
W	at Philadelphia	114	- 111
L	LA Lakers	108	- 116
2009-10 (2-4)			
W	Memphis	127	- 116
L	Cleveland	104	- 117
L	LA Lakers	109	- 112**
L	at Denver	109	- 112
W	at New York	118	- 114
L	Milwaukee	108	- 114

2008-09 (2-5)			
L	Phoenix	95	- 97
L	New Jersey	114	- 116
L	Miami	115	- 119
W	at Golden State	135	- 133***
W	Oklahoma City	122	- 118
L	Cleveland	123	- 126
L	at Golden State	141	- 143
2007-08 (3-1)			
W	New York	123	- 118**
W	at Charlotte	116	- 115
L	at LA Clippers	109	- 116**
W	Memphis	107	- 106
2006-07 (0-5)			
L	Miami	91	- 93
L	LA Lakers	128	- 132
L	Portland	105	- 110
L	Houston	111	- 115
L	at Houston	104	- 109
2005-06 (3-3)			
L	at Charlotte	103	- 106
W	LA Lakers	118	- 109
L	at Orlando	78	- 83
W	at New York	106	- 102
L	at Toronto	123	- 124
W	at Chicago	105	- 101
2004-05 (5-2)			
L	at Houston	101	- 104
W	at Indiana	97	- 92
L	at New Orleans	117	- 121
W	Portland	113	- 107
W	at Houston	117	- 111
W	at Golden State	111	- 107
W	at LA Clippers	111	- 107
2003-04 (1-3)			
W	at Minnesota	125	- 121
L	at Portland	110	- 112
L	Minnesota	109	- 112
L	Portland	104	- 109
2002-03 (3-3)			
L	Portland	113	- 119
L	at Minnesota	109	- 115
W	at Dallas	126	- 124
W	Minnesota	96	- 95
W	at Utah	108	- 105
L	Dallas	123	- 129
2001-02 (1-2)			
W	at San Antonio	109	- 106
L	Dallas	114	- 120
L	at Portland	110	- 116
2000-01 (9-4)			
Kings' 9 wins - most in NBA history			
Kings' 13 games - tied 2nd most in NBA history			
L	at Cleveland	100	- 102**
W	at Golden State	114	- 107
L	LA Lakers	110	- 112
L	Philadelphia	104	- 107
W	Phoenix	121	- 117
L	Indiana	91	- 93
W	at Utah	97	- 94
W	at Toronto	119	- 118***
W	LA Clippers	106	- 93
W	at Orlando	114	- 108
W	New York	124	- 117
W	LA Clippers	116	- 109
W	at San Antonio	107	- 105
1999-00 (1-4)			
L	Portland	103	- 108
L	at Denver	117	- 123
W	at San Antonio	108	- 103
L	San Antonio	92	- 98
L	Seattle	112	- 119
1998-99 (4-4)			
L	at Utah	112	- 120
W	at Seattle	109	- 106
L	Portland	93	- 97
W	Utah	104	- 101

W	at Seattle	112	- 106
L	Utah	100	- 105
L	Seattle	98	- 99
W	San Antonio	104	- 100
1997-98 (0-2)			
L	at Golden State	91	- 95
L	Vancouver	108	- 112
1996-97 (4-2)			
L	at Portland	90	- 92
L	Miami	108	- 111**
W	Portland	101	- 99
W	Indiana	105	- 98
W	San Antonio	114	- 110
W	at Golden State	122	- 120
1995-96 (2-1)			
L	at Houston	111	- 118
W	Charlotte	107	- 101
W	Cleveland	105	- 100
1994-95 (2-3)			
W	Denver	108	- 105
W	Dallas	110	- 109**
L	at LA Lakers	104	- 109**
L	Utah	102	- 95
L	LA Clippers	112	- 105
1993-94 (1-2)			
L	Cleveland	119	- 109
W	Philadelphia	94	- 92
L	at LA Lakers	128	- 123
1992-93 (3-1)			
W	at Milwaukee	102	- 99
W	at Minnesota	102	- 96
L	Portland	113	- 111
W	Dallas	108	- 107
1991-92 (2-3)			
L	Seattle	115	- 106
W	at Milwaukee	106	- 105
W	New York	110	- 109
L	Golden State	148	- 136**
L	at Golden State	124	- 116
1990-91 (0-1)			
L	Portland	95	- 93
1989-90 (1-2)			
L	Boston	115	- 112
W	Utah	122	- 109
L	Seattle	130	- 118
1988-89 (0-3)			
L	Denver	133	- 126
L	at Portland	147	- 142**
L	at Portland	126	- 120
1987-88 (2-2)			
L	Milwaukee	117	- 113
W	Philadelphia	115	- 114
L	LA Lakers	125	- 120
W	Denver	116	- 114
1986-87 (1-3)			
L	LA Lakers	127	- 117
W	at Chicago	124	- 120
L	Houston	108	- 102
L	Golden State	124	- 118
1985-86 (2-1)			
W	Seattle	98	- 96
L	at LA Lakers	122	- 121**
W	at Dallas	127	- 120
1984-85 (2-1)			
L	Dallas	117	- 110
W	at LA Clippers	126	- 122
W	at Philadelphia	118	- 117
1983-84 (1-1)			
L	Milwaukee	112	- 110
W	Cleveland	142	- 137**

# FRANCHISE OVERTIME RECORDS

1982-83 [0-4]		1970-71 [3-2]		1956-57 [2-2]	
L San Antonio	102 - 101	L Det. at Omaha	136 - 135**	L at Fort Wayne	104 - 102
L at Utah	119 - 117	W Portland	133 - 128	W at Fort Wayne	101 - 100
L at Houston	116 - 115	L at Seattle	132 - 131	W St. Louis	102 - 101
L Seattle	120 - 115	W at Baltimore	133 - 132	L St. Louis	108 - 106
		W New York	120 - 118		
1981-82 [2-5]		1969-70 [2-4]		1955-56 [1-3]	
L Detroit	129 - 122	L at Baltimore	131 - 126	L New York	100 - 98
W Dallas	113 - 109	L at Detroit	119 - 116	L at Fort Wayne	90 - 88
L Boston	124 - 119	W at Phoenix	137 - 130**	W Fort Wayne	117 - 116
L at Portland	127 - 116	L San Francisco	124 - 120	L St. Louis at Milw.	100 - 97
L Washington	109 - 106	W Milwaukee	112 - 110		
L at Detroit	127 - 119	L Chi. at Omaha	142 - 140	1954-55 [2-1]	
W Chicago	124 - 122**			W at Milwaukee	90 - 87
				W Minn. at Buffalo	99 - 97
1980-81 [0-5]		1968-69 [3-2]		L Minneapolis	107 - 104
L Los Angeles	112 - 107	L Boston	117 - 114	1953-54 [3-2]	
L at Milwaukee	118 - 112	W Phoenix at Cle.	130 - 123	W Minneapolis	98 - 91***
L at Portland	129 - 123	W at San Francisco	113 - 107	W at New York	80 - 75
L Denver	126 - 124**	L Baltimore	130 - 128	L at New York	95 - 90
L San Antonio	114 - 111	W Los Angeles	136 - 128	W Fort Wayne	77 - 76
				L Syracuse	93 - 95***
1979-80 [2-3]		1967-68 [1-3]		1952-53 [5-7]	
L Seattle	107 - 102	L at Detroit	142 - 141	W Indianapolis	99 - 96****
L at San Antonio	127 - 125	L Sea. at Phoenix	132 - 129	W at Baltimore	99 - 97
W at Utah	128 - 121	L Chi. at Cleveland	112 - 104	L New York	99 - 97
L at Chicago	113 - 107	W at Philadelphia	131 - 130	L Boston	83 - 81
W Washington	108 - 106			L at Minneapolis	83 - 80
		1966-67 [0-3]		L Boston at NY	88 - 85
1978-79 [3-4]		L at St. Louis	133 - 123	L at Milwaukee	83 - 79**
W at Milwaukee	122 - 117	L Boston	113 - 112	W Fort Wayne at Mil.	70 - 68
L at San Antonio	129 - 125†	L at San Francisco	123 - 120	W Mil. at Buffalo	80 - 78
L at Golden State	111 - 110†			L at Syracuse	83 - 79
L at Atlanta	122 - 120†	1965-66 [1-2]		L at Milwaukee	85 - 82
L at Golden State	132 - 122	L Phi. at Syracuse	135 - 132	W NY at Boston	79 - 71
W Los Angeles	115 - 111	L at Baltimore	129 - 127		
W New Jersey	117 - 114	W New York	149 - 145	1951-52 [2-4]	
				W at Fort Wayne	76 - 71†
1977-78 [3-3]		1964-65 [2-2]		L at Indianapolis	69 - 65***†
L Washington	131 - 125	W St. Louis	130 - 125	L at Minneapolis	70 - 65***†
W New Jersey	118 - 115	W at New York	125 - 116	L at Minneapolis	91 - 81
L Golden State	97 - 92	L at Los Angeles	137 - 133**	L at New York	92 - 90
W Los Angeles	127 - 122	L NY at Detroit	115 - 112	W Minneapolis	94 - 92
L Seattle	114 - 107				
W at Washington	108 - 105	1963-64 [1-0]		1950-51 [4-5]	
		W at Boston	119 - 117	L at Tri-Cities	82 - 79
1976-77 [1-5]				L Minneapolis	86 - 77**
W Los Angeles	117 - 115	1962-63 [2-3]		L Syracuse	79 - 75
L at Houston	127 - 126	W San Francisco	131 - 130	W New York	91 - 88
L Cleveland	98 - 91	L Boston	128 - 127	L Indianapolis	75 - 73 6OT*
L Boston	126 - 125	L Los Angeles	131 - 128	W at Baltimore	80 - 78
L at New Orleans	100 - 94	W New York	112 - 106	L at New York	88 - 83
L at Philadelphia	111 - 105	L Los Angeles	120 - 119	W New York	102 - 92****
				W at Boston	111 - 107
1975-76 [2-1]		1961-62 [1-2]		1949-50 [2-1]	
W at Phoenix	120 - 117	L LA at WV+	134 - 128	L at Chicago	75 - 72
W Atlanta	114 - 113	W LA at Dayton, OH	113 - 109	W at New York	83 - 80
L at Boston	120 - 117	L Boston	129 - 123	W at St. Louis	75 - 73**
		+ Morgantown			
1974-75 [0-2]		1960-61 [2-1]		1948-49 [5-1]	
L at Cleveland	92 - 91	W Syracuse	143 - 140	W Chicago	105 - 103**
L at New Orleans	114 - 107	W St. Louis	129 - 128	W Philadelphia	105 - 101
		L New York	122 - 118	W at Fort Wayne	83 - 78
1973-74 [1-0]				W New York	103 - 98**
W Houston	118 - 116	1959-60 [0-1]		W at Fort Wayne	81 - 80
		L Minneapolis	99 - 93	L at Washington	99 - 94**
1972-73 [1-3]					
L Chicago	106 - 97	1958-59 [3-2]		**	Two overtime periods
W Detroit	140 - 132	W Minn. at St. Louis	132 - 128***	***	Three overtime periods
L New York	116 - 115	L at Boston	125 - 115	****	Four overtime periods
L Milwaukee	116 - 113	W at Syracuse	121 - 120	*****	Six overtime periods
		L Syracuse	145 - 138***	†	Ties NBA record for most consecutive OT games
1971-72 [3-1]		W St. Louis	124 - 122		
W at Philadelphia	113 - 106				
L at Chicago	108 - 104	1957-58 [1-1]			
W at Buffalo	109 - 107	L Boston	122 - 110		
W Detroit	133 - 132	W Detroit	99 - 96		

# KINGS NATIONALLY TELEVISED GAMES

## 1985-1986 (1-0)

DATE	OPPONENT	TV	W/L
12/3/85	vs. Chicago	WTBS	W

## 1986-1987 (0-2)

DATE	OPPONENT	TV	W/L
11/4/86	vs. Houston	WTBS	L
2/10/87	vs. LA Lakers	WTBS	L

## 1987-1988 (0-1)

DATE	OPPONENT	TV	W/L
12/8/87	at Houston	TBS	L

## 1988-1989 (1-0)

DATE	OPPONENT	TV	W/L
1/10/89	vs. LA Lakers	TBS	W

## 1989-1990 (0-1)

DATE	OPPONENT	TV	W/L
11/10/89	at Phoenix	TNT	L

## 1990-1991 (0-1)

DATE	OPPONENT	TV	W/L
11/6/90	vs. Atlanta	TNT	L

## 1991-1992 (1-0)

DATE	OPPONENT	TV	W/L
1/31/92	vs. LA Clippers	TNT	W

## 1992-1993 (0-1)

DATE	OPPONENT	TV	W/L
11/20/92	vs. Portland	TNT	L

## 1993-1994 (1-0)

DATE	OPPONENT	TV	W/L
11/12/93	vs. San Antonio	TNT	W

## 1994-1995

No National TV Games

## 1995-1996 (0-1)

DATE	OPPONENT	TV	W/L
12/22/95	at LA Lakers	TNT	L

## 1996-1997 (1-1)

DATE	OPPONENT	TV	W/L
12/6/96	vs. Phoenix	TNT	L
1/22/97	vs. Detroit	TBS	W

## 1997-1998 (0-1)

DATE	OPPONENT	TV	W/L
11/26/97	at LA Clippers	TBS	L

## 1998-1999 (1-1)

DATE	OPPONENT	TV	W/L
3/26/99	at LA Lakers	TNT	W
4/13/99	vs. Utah	TNT	L

## 1999-2000 (9-15)

DATE	OPPONENT	TV	W/L
11/5/99	vs. Minnesota (J)	TNT	W
11/12/99	vs. Utah	TNT	W
12/8/99	vs. L.A. Lakers	TBS	W
12/28/99	vs. Boston	TNT	W
1/22/00	vs. Utah	NBC	L
1/25/00	at Charlotte	TNT	W
1/30/00	at New York	NBC	L
2/4/00	at Indiana	TNT	L
2/6/00	at Philadelphia	NBC	L
2/15/00	vs. Phoenix	TNT	L
2/18/00	vs. Seattle	TNT	W
2/20/00	vs. Portland	NBC	L
3/4/00	at San Antonio	NBC	W
3/14/00	at Portland	TNT	L
3/26/00	vs. L.A. Lakers	NBC	L
3/28/00	vs. New York	TNT	W
4/2/00	vs. Philadelphia	NBC	W
4/7/00	vs. Minnesota	TNT	L
4/9/00	vs. Phoenix	NBC	L
4/11/00	vs. San Antonio	TNT	L
4/14/00	at L.A. Lakers	TNT	L
4/16/00	at Portland	NBC	L
4/18/00	vs. Seattle	TNT	L
4/19/00	at Utah	TBS	L

(J) Japan Games

## 2000-01 (10-11)

DATE	OPPONENT	TV	W/L
11/14/00	vs. Orlando	TBS	W
11/16/00	vs. L.A. Lakers	TNT	L
12/5/00	vs. San Antonio	TBS	W
12/12/00	at Atlanta	TBS	L
12/30/00	vs. Philadelphia	NBC	L
1/20/01	at Portland	NBC	W
1/25/01	vs. San Antonio	TNT	L
2/4/01	at L.A. Lakers	NBC	L
2/6/01	at Milwaukee	TBS	L
2/7/01	at Minnesota	TNT	L
2/13/01	at Utah	TBS	W
2/18/01	vs. Utah	NBC	L
2/25/01	at New York	NBC	L
3/6/01	vs. Toronto	TBS	W
3/7/01	at Phoenix	TNT	W
3/13/01	at Orlando	TBS	W
3/25/01	vs. L.A. Lakers	NBC	L
3/28/01	at L.A. Lakers	TNT	W
4/5/01	at Utah	TNT	W
4/8/01	vs. Portland	NBC	W
4/15/01	at Phoenix	NBC	L

## 2001-02 (11-6)

DATE	OPPONENT	TV	W/L
11/13/01	vs. Toronto	TBS	W
11/27/01	at Houston	TBS	W
12/4/01	vs. Philadelphia	TBS	W
1/16/02	at Denver	TNT	W
1/22/02	at Portland	TBS	L
1/24/02	vs. Utah	TNT	W
1/26/02	at Utah	NBC	W
2/14/02	vs. Washington	TNT	W
2/21/02	at San Antonio	TNT	L
2/23/02	at Dallas	NBC	L
2/26/02	vs. Utah	TBS	W
3/3/02	vs. Indiana	NBC	L
3/13/02	at Philadelphia	TNT	W
3/24/02	vs. L.A. Lakers	NBC	L
3/26/02	vs. L.A. Clippers	TBS	W
4/9/02	vs. Minnesota	TBS	W
4/17/02	at L.A. Lakers	TNT	L

## 2002-03 (19-9)

DATE	OPPONENT	TV	W/L
10/31/02	vs. Portland	TNT	W
11/6/02	at New York	ESPN	L
11/8/02	vs. Memphis	ESPN	W
11/13/02	at Golden State	ESPN	W
12/19/02	vs. San Antonio	TNT	L
12/25/02	at L.A. Lakers	ABC	W
1/7/03	at Milwaukee	NBTV	W
1/9/03	at New Jersey	TNT	W
1/15/03	vs. Dallas	ESPN	W
1/30/03	at Seattle	TNT	W
1/31/03	vs. L.A. Lakers	ESPN	L
2/2/03	at Houston	NBTV	L
2/11/03	vs. Washington	NBTV	W
2/16/03	vs. San Antonio	ABC	L
2/20/03	vs. Boston	TNT	W
2/25/03	vs. Detroit	NBTV	W
2/27/03	at Dallas	TNT	W
3/1/03	at San Antonio	ESPN	L
3/5/03	vs. Minnesota	ESPN	W
3/13/03	at Phoenix	TNT	L
3/16/03	vs. Dallas	ABC	L
3/20/03	vs. L.A. Lakers	TNT	W
4/1/03	at Indiana	NBTV	W
4/2/03	at Washington	ESPN	W
4/4/03	at Boston	ESPN	W
4/6/03	at Philadelphia	ABC	W
4/10/03	at L.A. Lakers	TNT	L
4/16/03	vs. Utah	ESPN	W

## 2003-04 (19-14)

DATE	OPPONENT	TV	W/L
10/29/03	vs. Cleveland	ESPN	W
10/31/03	vs. Philadelphia	ESPN	W
11/9/03	at Boston	NBTV	L
11/13/03	at Portland	TNT	L
11/16/03	vs. Golden State	NBTV	W
11/25/03	vs. Memphis	NBTV	W
12/5/03	vs. Minnesota	ESPN	L
12/25/03	vs. Dallas	ABC	L
1/3/04	at L.A. Clippers	NBTV	W
1/9/04	at Phoenix	ESPN	W
1/16/04	vs. L.A. Lakers	ESPN	W
1/20/04	vs. Portland	NBTV	L
1/22/04	at Cleveland	TNT	W
1/25/04	at Dallas	ABC	L
1/28/04	at Houston	ESPN	W
1/29/04	at San Antonio	TNT	W
2/3/04	vs. Seattle	NBTV	W
2/6/04	vs. San Antonio	ESPN	L
2/19/04	at Minnesota	TNT	L
2/26/04	at L.A. Lakers	TNT	W
3/2/04	vs. L.A. Clippers	NBTV	W
3/4/04	at Philadelphia	TNT	W
3/11/04	vs. Dallas	TNT	W
3/14/04	vs. San Antonio	ABC	W
3/21/04	vs. Houston	ESPN	W
3/24/04	at L.A. Lakers	ESPN	L
3/31/04	at San Antonio	NBTV	L
4/1/04	at Dallas	TNT	L
4/4/04	at Houston	ABC	W
4/8/04	vs. Minnesota	TNT	L
4/9/04	at Phoenix	ESPN	L
4/11/04	vs. L.A. Lakers	ABC	W
4/12/04	at Denver	NBTV	L

## 2004-05 (15-15)

DATE	OPPONENT	TV	W/L
11/6/04	at Houston	NBTV	L
11/10/04	at Seattle	ESPN	L
11/14/04	vs. Denver	NBTV	W
11/19/04	vs. Memphis	ESPN	W
11/26/04	at L.A. Lakers	ESPN	W
12/3/04	vs. Indiana	ESPN	W
12/11/04	at Indiana	NBTV	W
12/16/04	vs. L.A. Lakers	TNT	L
12/21/04	vs. Washington	NBTV	W
12/23/04	vs. Miami	TNT	L
1/18/05	vs. Portland	NBTV	W
1/20/05	vs. Cleveland	TNT	W
1/27/05	at San Antonio	TNT	L
1/28/05	at Houston	ESPN	W
2/8/05	vs. Phoenix	NBTV	L
2/10/05	at Seattle	TNT	L
2/11/05	vs. Dallas	ESPN	L
2/24/05	at Dallas	TNT	L
3/1/05	at Charlotte	NBTV	L
3/4/05	at Miami	ESPN	L
3/6/05	vs. Detroit	ABC	W
3/13/05	vs. Houston	ABC	L
3/17/05	at Golden State	TNT	L
3/24/05	vs. Dallas	NBTV	W
4/1/05	at Cleveland	ESPN	W
4/3/05	vs. Minnesota	ABC	L
4/10/05	vs. L.A. Lakers	ABC	W
4/15/05	at L.A. Lakers	ESPN	W
4/16/05	at Phoenix	NBTV	L
4/20/05	vs. Phoenix	ESPN	W

**DID YOU KNOW?** The Kings had 16 nationally televised games in the first 14 seasons in Sacramento. In each of the next five seasons, the Kings had 15 or more national TV appearances, including a high of 33 during the 2003-04 season.



# KINGS NATIONALLY TELEVISED GAMES

## 2005-06 [8-9]

DATE	OPPONENT	TV	W/L
11/8/05	vs. Detroit	NBTV	L
11/9/05	at Denver	ESPN	L
11/30/05	at Golden State	NBTV	L
12/8/05	vs. Houston	TNT	L
12/22/05	vs. Dallas	TNT	L
1/17/06	vs. Phoenix	NBTV	W
1/19/06	vs. L.A. Lakers	TNT	W
1/22/06	at Miami	NBTV	L
1/24/06	at Philadelphia	NBTV	L
2/9/06	vs. Chicago	TNT	W
2/23/06	at L.A. Lakers	TNT	L
3/10/06	vs. Memphis	NBTV	W
3/12/06	vs. Dallas	NBTV	W
3/17/06	at Indiana	NBTV	L
4/5/06	at San Antonio	ESPN	W
4/15/06	at Denver	NBTV	W

## 2006-07 [5-12]

DATE	OPPONENT	TV	W/L
11/8/06	vs. Detroit	ESPN	W
11/15/06	vs. Memphis	ESPN	W
11/16/06	at Golden State	TNT	L
12/1/06	at Dallas	ESPN	L
12/7/06	vs. Miami	TNT	L
12/12/06	at Golden State	NBTV	L
12/18/06	vs. Dallas	NBTV	L
12/21/06	vs. Washington	TNT	L
1/4/07	vs. L.A. Lakers	TNT	L
2/8/07	vs. Chicago	TNT	W
2/25/07	at Indiana	ESPN	W
3/8/07	vs. San Antonio	TNT	L
3/11/07	vs. Denver	ABC	L
3/19/07	at Atlanta	NBTV	L
3/25/07	vs. Phoenix	ABC	W
4/4/07	at Denver	ESPN	L
4/8/07	vs. Houston	NBTV	L

## 2007-08 [1-2]

DATE	OPPONENT	TV	W/L
11/9/07	vs. Cleveland	ESPN	L
1/12/08	vs. Indiana	NBTV	L
1/22/08	vs. New Jersey	NBTV	W

## 2008-09 [0-1]

DATE	OPPONENT	TV	W/L
12/13/08	vs. New York	NBTV	L

## 2009-10 [2-2]

DATE	OPPONENT	TV	W/L
11/8/09	vs. Golden State	NBTV	W
12/16/09	vs. Washington	ESPN	W
4/6/10	vs. San Antonio	NBTV	L
4/10/10	vs. Dallas	NBTV	L

## 2010-11 [2-6]

DATE	OPPONENT	TV	W/L
11/3/10	vs. LA Lakers	ESPN	L
11/21/10	vs. New Orleans	NBTV	L
11/25/10	at LA Clippers	TNT	L
1/6/11	vs. Denver	TNT	W
1/17/11	at Atlanta	NBTV	L
1/24/11	at Portland	NBTV	W
2/12/11	vs. Oklahoma City	NBTV	L
4/11/11	vs. Oklahoma City	NBTV	L

## 2011-12 [2-5]

DATE	OPPONENT	TV	W/L
1/28/12	at Utah	NBTV	L
2/9/12	vs. Oklahoma City	TNT	W
2/11/12	vs. Phoenix	NBTV	L
3/9/12	vs. Dallas	NBTV	W
3/24/12	at Golden State	NBTV	L
3/31/12	vs. New Jersey	NBTV	L
4/8/12	vs. Houston	NBTV	L

## 2012-13 [3-1]

DATE	OPPONENT	TV	W/L
11/24/12	vs. Utah	NBTV	W
12/1/12	at LA Clippers	NBTV	L
12/8/12	at Portland	NBTV	W
2/9/13	vs. Utah	NBTV	W

## 2013-14 [3-5]

DATE	OPPONENT	TV	W/L
11/8/13	at Portland	NBTV	L
11/15/13	vs. Detroit	ESPN	L
12/23/13	vs. New Orleans	NBTV	L
1/14/14	at Indiana	NBTV	L
2/11/14	at Cleveland	NBTV	L
2/12/14	at New York	NBTV	W
2/22/14	vs. Boston	NBTV	W
3/3/14	vs. New Orleans	NBTV	W

## 2014-15 [4-6]

DATE	OPPONENT	TV	W/L
11/18/14	vs. New Orleans	NBTV	L
11/20/14	vs. Chicago	TNT	W
12/2/14	vs. Toronto	NBTV	L
12/5/14	vs. Indiana	NBTV	W
12/9/14	vs. L.A. Lakers	NBTV	L
12/11/14	vs. Houston	TNT	L
12/13/14	vs. Detroit	NBTV	L
12/16/14	vs. Oklahoma City	ESPN	L
12/27/14	vs. New York	NBTV	W
1/11/15	vs. Cleveland	NBTV	W

## 2015-16 [8-5]

DATE	OPPONENT	TV	W/L
10/31/15	at L.A. Clippers	NBTV	L
11/3/15	vs. Memphis	NBTV	L
11/6/15	vs. Houston	ESPN	L
11/13/15	vs. Brooklyn	NBTV	W
12/8/15	vs. Utah	NBTV	W
12/10/15	vs. New York	TNT	W
12/15/15	vs. Houston	NBTV	W
1/2/16	vs. Phoenix	NBTV	W
1/7/16	vs. L.A. Lakers	TNT	W
2/1/16	vs. Milwaukee	NBTV	W
2/24/16	vs. San Antonio	ESPN	L
3/1/16	vs. Oklahoma City	NBTV	L
3/20/16	at New York	NBTV	W

## 2016-17 [4-6]

DATE	OPPONENT	TV	W/L
10/29/16	vs. Minnesota	NBTV	W
11/8/16	vs. New Orleans	NBTV	W
11/10/16	vs. L.A. Lakers	TNT	L
11/18/16	vs. LA Clippers	ESPN	L
12/18/16	at Dallas	NBTV	L
2/12/17	vs. New Orleans	TNT	W
2/14/17	at L.A. Lakers	NBTV	W
2/25/17	vs. Charlotte	NBTV	L
3/5/17	vs. Utah	NBTV	L
3/10/17	vs. Washington	NBTV	L

## 2017-18 [3-8]

DATE	OPPONENT	TV	W/L
10/26/17	vs. New Orleans	TNT	L
11/7/17	vs. Oklahoma City	NBTV	W
11/13/17	at Washington	NBTV	L
11/22/17	vs. L.A. Lakers	ESPN	W
12/26/17	at LA Clippers	NBTV	L
12/29/17	vs. Phoenix	NBTV	L
1/9/18	at L.A. Lakers	NBTV	L
2/2/18	vs. Golden State	ESPN	L
2/9/18	vs. Portland	ESPN	L
2/26/18	vs. Minnesota	NBTV	L
4/1/18	at L.A. Lakers	NBTV	W

## 2018-19 [3-4]

DATE	OPPONENT	TV	W/L
10/26/18	vs. Washington	NBTV	W
11/19/18	vs. Oklahoma City	NBTV	W
11/29/18	vs. LA Clippers	TNT	L
12/19/18	vs. Oklahoma City	NBTV	L
12/26/18	at LA Clippers	NBTV	L
12/30/17	at L.A. Lakers	NBTV	L
2/4/19	vs. San Antonio	NBTV	W

## 2019-20 [4-3]

DATE	OPPONENT	TV	W/L
11/12/19	vs. Portland	NBTV	W
12/2/19	vs. Chicago	NBTV	L
1/6/20	vs. Golden State	NBTV	W
2/10/20	at Milwaukee	NBTV	L
8/2/20	at Orlando	NBTV	L
8/6/20	vs. New Orleans	NBTV	W
8/11/20	vs. New Orleans	TNT	W

## 2020-21 [4-2]

DATE	OPPONENT	TV	W/L
1/2/21	at Houston	NBTV	L
2/6/21	vs. Denver	NBTV	W
4/18/21	at Dallas	NBTV	W
4/25/21	at Golden State	NBTV	L
4/26/21	vs. Dallas	NBTV	W
4/30/21	at L.A. Lakers	NBTV	W

## 2021-22 [2-3]

DATE	OPPONENT	TV	W/L
11/22/21	vs. Philadelphia	NBTV	L
12/1/21	at L.A. Clippers	NBTV	W
12/22/21	vs. L.A. Clippers	NBTV	L
12/29/21	vs. Dallas	NBTV	W
1/4/22	at L.A. Lakers	NBTV	L

## 2022-23 [5-1]

DATE	OPPONENT	TV	W/L
11/15/22	vs. Brooklyn	TNT	W
12/28/22	vs. Denver	NBTV	W
1/23/23	vs. Memphis	NBTV	W
3/6/23	vs. New Orleans	NBTV	W
3/9/23	vs. New York	TNT	W
3/21/23	vs. Boston	NBTV	L

### KINGS' NATIONAL TELEVISION APPEARANCES

SEASON	APP.	REC	H	A
85-86	1	1-0	1-0	
86-87	2	0-2	0-2	
87-88	1	0-1		0-1
88-89	1	1-0	1-0	
89-90	1	0-1		0-1
90-91	1	0-1	0-1	
91-92	1	1-0	1-0	
92-93	1	0-1	0-1	
93-94	1	1-0	1-0	
94-95				
95-96	1	0-1		0-1
96-97	2	1-1	1-1	
97-98	1	0-1		0-1
98-99	2	1-1	0-1	1-0
99-00*	24	8-15	6-8	2-7
00-01	21	10-11	4-5	6-6
01-02	17	11-6	7-2	4-4
02-03	28	19-9	9-4	10-5
03-04	33	19-14	11-5	8-9
04-05	30	15-15	10-6	5-9
05-06	16	8-9	5-3	2-6
06-07	17	5-12	4-7	1-5
07-08	3	1-2	1-2	----
08-09	1	0-1	0-1	----
09-10	4	2-2	2-2	----
10-11	8	2-6	1-4	1-2
11-12	7	2-5	2-3	0-2
12-13	4	3-1	2-0	1-1
13-14	8	3-5	2-2	1-3
14-15	10	4-6	4-6	----
15-16	13	8-5	7-4	1-1
16-17	10	4-6	3-5	1-1
17-18	11	3-8	1-5	2-3
18-19	7	3-4	3-2	0-2
19-20	7	4-3	4-1	0-2
20-21	6	4-2	2-0	2-2
21-22	5	2-3	1-2	1-1
22-23	6	5-1	5-1	---
TOTALS	312	151-161	101-86	49-75

\*Kings 1-0 at neutral site

SACRAMENTO

*Kings*

BASKETBALL

# *HISTORY*





# HISTORY OF OWNERSHIP

**THE SACRAMENTO KINGS** begin their ninth season under a group led by Owner Vivek Ranadivé. The group succeeds the Maloof family, who sold the franchise in Spring 2013.

The latest chapter in the franchise's ownership history began to take shape in April 2013 when the NBA's Relocation Committee unanimously recommended that the league's Board of Governors deny the application of the team to relocate to Seattle, Washington. The passion, will and vision that Ranadivé's group expressed for the future of the Kings in Sacramento led the league's Board of Governors to unanimously approve the sale of the team on May 28, 2013.

The Maloof family had owned the team for 14 seasons after taking control of the Kings and ARCO Arena on July 1, 1999. The Maloofs succeeded Jim Thomas, who had owned the franchise since April 6, 1992.

The Maloof family's interest in purchasing the Kings, Monarchs (WNBA) and ARCO Arena originated in 1997 when they contacted Thomas regarding the availability of the teams and arena. On January 14, 1998, the Maloofs completed the purchase of a minority limited partnership in the organization's franchises and ARCO Arena. On January 15, 1999, the Maloofs subsequently purchased controlling interest, effective July 1, 1999. The NBA Board of Governors unanimously approved the ownership transfer on May 7, 1999, in New York, at which time the Board of Governors appointed Joe Maloof to the Board.

The Kings franchise made its NBA debut in 1948 as the Rochester Royals under the ownership of Les Harrison. Harrison also served as the club's head coach for the first seven seasons, and in 1951 he guided the Royals to the first and

only NBA World Championship title in franchise history. The team was moved to Cincinnati in 1957, where one year later it became a public corporation. In 1966, brothers Max and Jeremy Jacobs purchased the club and maintained ownership through the team's move to Kansas City in 1972-73.

A group of 10 Kansas City-based businessmen purchased the club in 1973 for an excess of \$5 million. The same group held proprietorship through May of 1982 when ownership was restructured so that only three partners remained, Leon Karosen, H. Paul Rosenberg, and Robert J. Margolin. Three months later, three New York-based businessmen joined the Kansas City ownership group.

On June 8, 1983, the Kings were sold to a local business group that is responsible for bringing NBA basketball to the Capitol City, as Joseph Benvenuti, Frank and Gregg Lukenbill, Bob A. Cook, Frank McCormick, and Stephen H. Cippa purchased the Kansas City Kings for approximately \$10.5 million. In January of 1985, the group petitioned the NBA Board of Governors for permission to move the franchise to Sacramento. Nine months later, the Kings' Sacramento-era began as the club played its first-ever contest before a sold out crowd at the temporary ARCO Arena site.



LES HARRISON

## LES HARRISON — BASKETBALL PIONEER



The Sacramento Kings organization pays tribute to the late Les Harrison, who passed away in December of 1997, at the age of 93. As owner, general manager, and coach, Harrison was the driving force behind the Rochester Royals in the early days of the National Basketball League (NBL). In three seasons in the NBL, Harrison led the Royals to a 99-43 record, three NBL finals, and league titles in 1946 and 1947. With the signing of Dolly King in 1946, Harrison played a role in breaking the minority barrier in professional basketball. Following the 1948-49 season, in which the Royals played in the Basketball Association of America (BAA), Harrison led the effort to merge the NBL and BAA into the current National Basketball Association (NBA). Under Harrison's direction, the Royals won the franchise's lone NBA title in 1951, defeating the New York Knickerbockers 4-3 in the Finals. Harrison posted a .620 winning percentage (295-181) in seven NBA seasons, which ranks 14th all-time in the league entering this season for coaches with 100+ games. In a crowning achievement to his career, Harrison was elected to the Basketball Hall of Fame in 1979.



# NICKNAME & LOGO TRANSITION

The Rochester National Basketball League franchise was originally nicknamed the Royals in 1946 after 15-year-old Richard Paeth's entry beat out 500 other suggestions in a name the team contest. For his winning entry, Paeth, a native of Rochester, received a \$100 Victory Bond from team president/manager Les Harrison. When the franchise moved to Cincinnati before the 1957-58 campaign, the ownership decided to maintain the Royals moniker. However, when the franchise moved to Kansas City prior to the 1972-73 season, it needed a new nickname because the name Royals was already being used by the city's Major League Baseball team. Wanting to keep the "Royal" theme, the club decided on the nickname of Kings.

On May 22, 1994, the Sacramento Kings unveiled a new primary logo, home and road uniforms, and team colors. The changes marked the first major alteration from the crown and ball logo which had been the franchise's trademark since the club resided in Cincinnati.

On April 26, 2016, the Kings shared a new brand identity with fans during a special preview of Golden 1 Center, the team's future downtown home currently under construction.

"When the Kings moved to Sacramento in 1985, the city was transformed. Today, we aim to do it again," said Owner and Chairman Vivek Ranadivé. "This brand kicks off a new era

for our franchise as we move into the most technologically-advanced, most environmentally-friendly arena in the world. As Sacramento becomes the next great American city, this identity honors our heritage while moving us forward."

The new primary emblem is inspired by the Kings classic logo. It is reimagined to reflect the civic and franchise pride that has lasted and grown for a generation. Now, with a clean, modern look – a reshaped crown, refined basketball and new typeface that puts Sacramento front and center – the new identity draws from the team's ambitious beginnings and reminds our region and the world that Sacramento is undergoing a transformation.

Each of the team's new insignia are designed to connect to the elements that define the Sacramento Kings: Our City. Our Pride. Our Foundation.

The secondary logo featuring the lion, pays tribute to the unmatched pride and loyalty of the NBA's best fans. The "Sac" badge is dedicated to the bold and unwavering devotion the Kings organization has for its city. A new crown logo reflects the rich tradition of the team dating back to its origins, reminding the fanbase and the community of Sacramento that, "we are all Kings." The heralding lion crest represents leadership and strength and will be used as the Kings work to make basketball the premier global sport of the 21st century.

## THE EVOLUTION OF THE KINGS' PRIMARY LOGO

A chronological look at the evolution of the Kings' primary logo over the franchise's 68-season history.



Rochester Royals  
1948-49 — 1956-57



Cincinnati Royals  
1957-58 — 1970-71



Cincinnati Royals  
1971-72



K.C.-Omaha Kings  
1972-73 — 1974-75



Kansas City Kings  
1975-76 — 1984-85



Sacramento Kings  
1985-86 — 1993-94



Sacramento Kings  
1994-95 — 2015-16



Sacramento Kings  
Unveiled April 26, 2016





# 1948-49 ROCHESTER ROYALS



1948-1957



## 45-15 WESTERN DIVISION CHAMPIONS

Front row — from left to right, Arnitz Johnson, Andrew Levane, Bob Davies, William Holzman, Arnie Risen. Back row — Francis Curran, Andrew Duncan, Michael Novak, Lionel Malamed, William Calhoun, Bobby Wanzer.

G	DATE	SCORE	OPPONENT	W/L	REC.	ATT.	G	DATE	SCORE	OPPONENT	W/L	REC.	ATT.
1	11/6	69-58	Indianapolis	W	1-0	4200	31	1/13	102-85	@Baltimore	W	21-10	2879
2	11/10	66-73	@Washington	L	1-1	2115	32	1/15	73-62	Fort Wayne	W	22-10	4240
3	11/11	83-75	@Philadelphia	W	2-1	3112	33	1/19	70-66	Ind. (Chicago)	W	23-10	331
4	11/13	95-63	Boston	W	3-1	4200	34	1/20	84-74	@St. Louis	W	24-10	1364
5	11/14	92-75	Minneapolis	W	4-1	4200	35	1/22	103-98**	New York	W	25-10	4200
6	11/16	75-63	New York	W	5-1	4000	36	1/23	81-80*	@Fort Wayne	W	26-10	3800
7	11/18	103-74	@Providence	W	6-1	2015	37	1/29	90-86	Baltimore	W	27-10	4200
8	11/21	77-80	Washington	L	6-2	4200	38	2/1	76-68	@Boston	W	28-10	10,091
9	11/23	108-90	Baltimore	W	7-2	4000	39	2/3	80-88	@Providence	L	28-11	2755
10	11/27	105-103**	Chicago	W	8-2	4200	40	2/5	80-61	Fort Wayne	W	29-11	4200
11	12/1	73-72	@New York	W	9-2	13,859	41	2/6	85-74	@Minneapolis	W	30-11	9024
12	12/4	105-101*	Philadelphia	W	10-2	4200	42	2/8	97-65	Providence	W	31-11	4211
13	12/6	87-79	@Boston	W	11-2	5313	43	2/9	94-99**	@Washington	L	31-12	3435
14	12/7	89-90	Providence	L	11-3	3560	44	2/10	90-76	@Baltimore	W	32-12	2000
15	12/10	75-96	Minneapolis	L	11-4	4200	45	2/12	87-73	Chicago	W	33-12	4200
16	12/12	58-67	@Minneapolis	L	11-5	5534	46	2/15	91-79	Washington	W	34-12	4300
17	12/14	85-78	@Chicago	W	12-5	4140	47	2/17	68-63	@St. Louis	W	35-12	1266
18	12/18	84-64	Fort Wayne	W	13-5	4260	48	2/18	65-53	@Indianapolis	W	36-12	1862
19	12/19	83-78*	@Fort Wayne	W	14-5	3600	49	2/19	87-73	Indianapolis	W	37-12	4200
20	12/21	84-71	@Indianapolis	W	15-5	3788	50	2/22	92-86	Philadelphia	W	38-12	4200
21	12/25	90-82	St. Louis	W	16-5	4260	51	2/26	64-59	Boston	W	39-12	4300
22	12/26	90-99	@Minneapolis	L	16-6	7635	52	3/1	67-64	Washington	W	40-12	4289
23	12/29	74-77	@New York	L	16-7	14,915	53	3/5	81-64	Providence	W	41-12	4278
24	12/30	89-100	@Baltimore	L	16-8	4000	54	3/6	78-66	@Fort Wayne	W	42-12	3650
25	1/1	106-83	St. Louis	W	17-8	4200	55	3/10	73-71	@Philadelphia	W	43-12	4500
26	1/2	89-64	@St. Louis	W	18-8	2160	56	3/12	104-74	St. Louis	W	44-12	4250
27	1/6	62-73	@Indianapolis	L	18-9	3785	57	3/15	83-86	@Boston	L	44-13	3565
28	1/9	88-91	Chicago	L	18-10	4240	58	3/16	94-89	@New York	W	45-13	13,195
29	1/10	90-75	@Chicago	W	19-10	6561	59	3/19	85-99	Minneapolis	L	45-14	4311
30	1/11	83-71	Philadelphia	W	20-10	4200	60	3/20	61-98	@Chicago	L	45-15	14,451

\* = OT

### 1948-49 PLAYOFFS

Quarter finals (2-0)  
March 22 Rochester 93 vs. St. Louis 64

Semifinals (0-2)  
March 27 Rochester 79 vs. Minneapolis 80  
March 29 Rochester 55 @ Minneapolis 67

### FINAL STATISTICS

PLAYER	G.	FGM	FGA	PCT.	FTM	FTA	PCT.	AST.	PF	PTS.	AVG.
Arnie Risen	60	345	816	.423	305	462	.660	100	216	995	16.6
Bob Davies	60	317	871	.364	270	348	.776	321	197	904	15.1
Bobby Wanzer	60	202	533	.379	209	254	.823	186	132	613	10.2
William Holzman	60	225	691	.326	96	157	.611	149	93	546	9.1
Arnitz Johnson	60	156	375	.416	199	284	.701	80	247	511	8.5
Andrew Duncan	55	162	391	.414	83	135	.615	51	179	407	7.4
William Calhoun	56	146	408	.358	75	131	.573	125	97	367	6.6
Michael Novak	60	124	363	.342	72	124	.581	112	188	320	5.3
Francis Curran	57	61	168	.363	85	126	.675	78	118	207	3.6
Andrew Levane	36	55	193	.285	13	21	.619	39	37	123	3.4
Lionel Malamed (Roch. only)	9	12	31	.387	6	8	.750	6	9	30	3.3
Robert Fitzgerald	18	6	29	.207	7	10	.700	12	26	19	1.1
Royals	60	1811	4869	.372	1420	2060	.689	1259	1539	5042	84.0

# 1949-50 ROCHESTER ROYALS



1946-1967



## 51-17 TIED MINNEAPOLIS FOR THE CENTRAL DIVISION TITLE

**Front row — from left to right, Bob Davies, Bobby Wanzer, Francis Curran, William Holzman, Frank Saul.**  
**Back row — William Calhoun, Arnitz Johnson, Michael Novak, Arnie Risen, Jack Coleman, Andrew Duncan.**

G	DATE	SCORE	OPPONENT	W/L	REC.	ATT.	G	DATE	SCORE	OPPONENT	W/L	REC.	ATT.
1	11/1	108-75	Sheboygan	W	1-0	3500	35	1/14	83-77	Minneapolis	W	25-10	4210
2	11/5	85-53	Philadelphia	W	2-0	4000	36	1/15	73-85	@Minneapolis	L	25-11	6040
3	11/9	72-75*	@Chicago	L	2-1	5191	37	1/18	70-65	@Tri City	W	26-11	4856
4	11/10	87-97	@Sheboygan	L	2-2	3000	38	1/19	81-78	@Anderson Duffey	W	27-11	4000
5	11/12	94-73	New York	W	3-2	4200	39	1/21	95-79	Anderson Duffey	W	28-11	4000
6	11/15	93-81	Tri City	W	4-2	3200	40	1/22	71-81	@New York	L	28-12	16,000
7	11/19	96-64	Denver	W	5-2	3000	41	1/24	70-56	Baltimore	W	29-12	3500
8	11/20	74-95	@St. Louis	L	5-3	2976	42	1/26	72-76	@Syracuse	L	29-13	8731
9	11/22	74-80	@Indianapolis	L	5-4	4500	43	1/28	82-75	Boston	W	30-13	3750
10	11/23	90-71	@Waterloo	W	6-4	3045	44	1/31	85-72	@Boston	W	31-13	2490
11	11/26	120-95	Waterloo	W	7-4	3100	45	2/1	82-68	@Philadelphia	W	32-13	4467
12	11/30	86-84	@Washington	W	8-4	2205	46	2/2	69-79	@Baltimore	L	32-14	1300
13	12/1	64-70	@Baltimore	L	8-5	1645	47	2/4	82-78	Chicago	W	33-14	
14	12/2	82-79	@Philadelphia	W	9-5	4000	48	2/5	73-65	@New York	W	34-14	16,000
15	12/3	99-77	Indianapolis	W	10-5	4500	49	2/7	90-84	St. Louis	W	35-14	3500
16	12/4	80-95	@Minneapolis	L	10-6	6686	50	2/11	84-92	Fort Wayne	L	35-15	3700
17	12/10	69-63	Syracuse	W	11-6	4100	51	2/12	74-76	@Fort Wayne	L	35-16	3800
18	12/13	81-65	@Denver	W	12-6	1300	52	2/14	83-74	@Chicago	W	36-16	5028
19	12/15	66-69	@Fort Wayne	L	12-7	3340	53	2/15	70-92	@Minneapolis	L	36-17	8456
20	12/16	71-80	@Chicago	L	12-8	3601	54	2/17	81-73	@Boston	W	37-17	2386
21	12/17	85-63	Chicago	W	13-8	4200	55	2/18	94-73	Boston (Providence)	W	38-17	1753
22	12/20	87-62	Minneapolis	W	14-8	4200	56	2/19	105-92	New York	W	39-17	4000
23	12/25	88-79	Boston	W	15-8	4054	57	2/21	84-76	Washington	W	40-17	3400
24	12/26	83-80*	@New York	W	16-8	16,000	58	2/25	66-64	Minneapolis	W	41-17	4210
25	12/27	96-72	Washington	W	17-8	4190	59	2/26	81-79	@St. Louis	W	42-17	1602
26	12/29	97-79	Fort Wayne	W	18-8	4200	60	2/28	74-69	Chicago	W	43-17	3535
27	12/31	87-68	St. Louis	W	19-8	4055	61	3/4	73-70	Fort Wayne	W	44-17	4000
28	1/3	83-79	Washington	W	20-8	4150	62	3/5	65-60	@Fort Wayne	W	45-17	3800
29	1/4	72-63	@Washington	W	21-8	1641	63	3/9	78-59	Boston	W	46-17	3660
30	1/5	71-74	@Baltimore	L	21-9	1600	64	3/11	90-72	Philadelphia	W	47-17	3499
31	1/6	73-91	@Philadelphia	L	21-10	2500	65	3/12	99-72	St. Louis	W	48-17	
32	1/7	85-68	Philadelphia	W	22-10	3880	66	3/15	93-64	@Washington	W	49-17	511
33	1/8	75-73**	@St. Louis	W	23-10	2048	67	3/18	77-74	New York	W	50-17	3998
34	1/10	85-67	Baltimore	W	24-10	3500	68	3/19	97-66	Baltimore	W	51-17	3750

\* = OT

### 1949-50 PLAYOFFS

#### Semifinals (0-2)

March 23	Rochester	84	vs.	Fort Wayne	90
March 25	Rochester	78	@	Fort Wayne	79 (1 OT)

### FINAL STATISTICS

PLAYER	G.	FGM	FGA	PCT.	FTM	FTA	PCT.	AST.	PF	PTS.	AVG.
Bob Davies	64	317	887	.357	261	347	.752	294	187	895	14.0
Bobby Wanzer	67	254	614	.414	283	351	.806	214	102	791	11.8
Arnie Risen	62	206	598	.344	213	321	.664	92	228	625	10.1
Jack Coleman	68	250	663	.377	90	121	.744	153	223	590	8.7
William Calhoun	62	207	549	.377	146	203	.719	115	100	560	9.0
William Holzman	68	206	625	.330	144	210	.686	200	67	556	8.2
Arnitz Johnson	68	149	376	.396	200	294	.680	141	260	498	7.3
Francis Curran	66	98	235	.417	199	241	.826	71	113	395	6.0
Andrew Duncan	67	125	289	.433	60	108	.556	42	160	310	4.6
Frank Saul	49	74	183	.404	34	47	.723	28	33	182	3.7
Edward Mikan (Roch. only)	44	58	194	.299	47	62	.758	28	95	163	3.7
Price Brookfield	7	11	23	.478	12	13	.923	1	7	34	4.9
Mike Novak* (Roch. only)	5	1	11	.091	1	1	1.000	4	10	3	0.6
Royals	68	1956	5247	.373	1690	2319	.729	1383	1585	5599	82.4

\* Did not finish season with team

# 1950-51 ROCHESTER ROYALS



## 41-27 2ND - WESTERN DIVISION NBA CHAMPIONS

Coach Lester Harrison  
at bottom right with,  
**front row — from left  
to right, Bob Davies,  
Bobby Wanzer, William  
Holzman, Paul Noel,  
Frank (Pep) Saul. Back  
Row — from left to  
right, Bill Calhoun,  
Joe McNamee, Arnie  
Risen, Jack Coleman,  
Arnitz Johnson.**

G	DATE	SCORE	OPPONENT	W/L	REC.	ATT.	G	DATE	SCORE	OPPONENT	W/L	REC.	ATT.
1	10/31	78-70	Washington	W	1-0	2184	35	1/13	99-78	Fort Wayne	W	22-13	3100
2	11/4	95-71	Fort Wayne	W	2-0	2783	36	1/14	63-92	@Syracuse	L	22-14	7273
3	11/11	86-77	Tri Cities	W	3-0	2811	37	1/16	97-89	Tri Cities	W	23-14	2000
4	11/12	79-82*	@Tri Cities	L	3-1	3220	38	1/18	96-87	@Syracuse	W	24-14	5384
5	11/15	85-89	@Fort Wayne	L	3-2	3200	39	1/20	87-101	Philadelphia	L	24-15	3400
6	11/18	77-86**	Minneapolis	L	3-3	3555	40	1/21	83-88*	@New York	L	24-16	6986
7	11/19	77-90	@Minneapolis	L	3-4	6777	41	1/23	102-92 4OT	New York	W	25-16	3222
8	11/21	79-91	@Indianapolis	L	3-5	4051	42	1/27	85-83	Syracuse	W	26-16	4200
9	11/23	71-89	@Philadelphia	L	3-6	5154	43	1/28	88-93	@Fort Wayne	L	26-17	3600
10	11/25	90-82	Boston	W	4-6	2790	44	1/30	95-90	Baltimore	W	27-17	1909
11	11/28	87-71	Washington	W	5-6	1900	45	2/1	63-68	@Indianapolis	L	27-18	2074
12	11/29	72-71	@Washington	W	6-6	675	46	2/3	65-61	Philadelphia	W	28-18	3258
13	11/30	74-79	@New York	L	6-7	4500	47	2/4	81-84	@Tri Cities	L	28-19	3350
14	12/2	94-72	Indianapolis	W	7-7	3433	48	2/6	76-78	@Indianapolis	L	28-20	2617
15	12/3	79-80	@Fort Wayne	L	7-8	3800	49	2/8	58-69	@Minneapolis	L	28-21	6112
16	12/6	74-70	@Baltimore	W	8-8	1450	50	2/10	98-90	Tri Cities	W	29-21	1729
17	12/7	76-69	@Syracuse	W	9-8	4550	51	2/11	77-93	@Boston	L	29-22	6006
18	12/10	99-84	Philadelphia	W	10-8	3600	52	2/14	65-81	@New York	L	29-23	500
19	12/12	102-87	Baltimore	W	11-8	1923	53	2/17	87-82	Minneapolis	W	30-23	4206
20	12/13	82-72	@Minneapolis	W	12-8	5109	54	2/18	83-89	@Tri Cities	L	30-24	3550
21	12/16	75-79*	Syracuse	L	12-9	4044	55	2/20	105-89	Baltimore	W	31-24	2210
22	12/17	75-88	@Boston	L	12-10	5542	56	2/22	90-98	@Philadelphia	L	31-25	
23	12/20	94-76	@Washington	W	13-10	715	57	2/24	99-89	Tri Cities	W	32-25	1866
24	12/23	77-65	Fort Wayne	W	14-10	3140	58	2/25	82-78	@Tri Cities	W	33-25	3810
25	12/25	90-77	Boston	W	15-10	2972	59	2/27	100-90	New York	W	34-25	2210
26	12/27	74-68	@Fort Wayne	W	16-10	3600	60	2/28	89-79	Fort Wayne	W	35-25	
27	12/28	75-67	Minneapolis	W	17-10	4195	61	3/6	90-79	Minneapolis	W	36-25	3780
28	12/30	91-77	Washington	W	18-10	2100	62	3/7	91-84	@Indianapolis	W	37-25	2461
29	1/1	91-88*	New York	W	19-10	3400	63	3/8	107-86	Syracuse	W	38-25	3500
30	1/6	73-75 5OT	Indianapolis	L	19-11	3790	64	3/10	88-95	Indianapolis	L	38-26	2000
31	1/7	57-69	@Minneapolis	L	19-12	7346	65	3/13	111-107**	@Boston	W	39-26	4361
32	1/9	77-59	@Indianapolis	W	20-12	4908	66	3/15	87-93	@Baltimore	L	39-27	1225
33	1/10	80-78*	@Baltimore	W	21-12	1400	67	3/17	114-89	Boston	W	40-27	
34	1/11	79-82	@Philadelphia	L	21-13	3500	68	3/18	91-79	Indianapolis	W	41-27	

\* = OT

### 1950-51 PLAYOFFS

#### Semifinals - Royals defeat Fort Wayne, 2-1

March 20	Rochester	110	vs.	Fort Wayne	81
March 22	Rochester	78	@	Fort Wayne	83
March 24	Rochester	97	vs.	Fort Wayne	78

#### Division Finals - Rochester defeats Minneapolis, 3-1

March 29	Rochester	73	@	Minneapolis	76
March 31	Rochester	70	@	Minneapolis	66
April 1	Rochester	83	vs.	Minneapolis	70
April 3	Rochester	80	vs.	Minneapolis	75

#### Championship - Rochester defeats New York, 4-3

April 7	Rochester	92	vs.	New York	65
April 8	Rochester	99	vs.	New York	84
April 11	Rochester	78	@	New York	71
April 13	Rochester	73	@	New York	79
April 15	Rochester	89	vs.	New York	92
April 18	Rochester	73	@	New York	80
April 21	Rochester	79	vs.	New York	75

### FINAL STATISTICS

PLAYER	G.	FGM	FGA	PCT.	FTM	FTA	PCT.	REB.	AST.	PF	DQ	PTS.	AVG.
Arnie Risen	66	377	940	.401	323	440	.734	795	158	278	9	1077	16.3
Bob Davies	63	326	877	.372	303	381	.795	197	287	208	7	955	15.2
Jack Coleman	67	315	749	.421	134	172	.779	584	197	193	4	764	11.4
Bobby Wanzer	68	252	628	.401	232	273	.850	232	181	129	0	736	10.8
Arnitz Johnson	68	185	403	.459	269	371	.725	449	175	290	11	639	9.4
William Calhoun	66	175	506	.346	161	228	.706	199	99	87	1	511	7.7
William Holzman	68	183	561	.326	130	179	.726	152	147	94	0	496	7.3
Frank Saul	65	105	310	.339	72	105	.686	84	68	85	0	282	4.3
Paul Noel	52	49	174	.282	32	45	.711	81	34	61	1	130	2.5
Joseph McNamee	60	48	167	.287	27	42	.643	101	18	88	2	123	2.1
Ed Mikan*(Roch. only)	10	17	62	.274	9	12	.750	60	2	21	0	43	4.3
Royals	68	2032	5377	.378	1692	2248	.753	3015	1368	1534	35	5746	84.6

\*Did not finish season with team

# 1951-52 ROCHESTER ROYALS



1946-1957



## 41-25 WESTERN DIVISION CHAMPIONS

**Front Row — from left to right, Sam Ranzino, Bob Davies, Ray Ragelis, William Holzman, Bobby Wanzer. Back Row — from left to right, Arnitz Johnson, Joe McNamee, Arnie Risen, Jack Coleman, Marion Spears.**

G	DATE	SCORE	OPPONENT	W/L	REC.	ATT.	G	DATE	SCORE	OPPONENT	W/L	REC.	ATT.
1	11/1	101-97	Baltimore	W	1-0	2316	34	1/12	76-88	Fort Wayne	L	22-12	
2	11/3	74-93	Minneapolis	L	1-1	3306	35	1/13	97-70	New York	W	23-12	1680
3	11/10	100-89	Indianapolis	W	2-1	2403	36	1/19	96-85	Minneapolis	W	24-12	4206
4	11/11	80-78	New York	W	3-1	2980	37	1/20	81-91**	@Minneapolis	L	24-13	8972
5	11/13	91-75	@Milwaukee	W	4-1	2875	38	1/21	78-76	Milw. (Moline, IL)	W	25-13	300
6	11/17	86-72	Philadelphia	W	5-1	2688	39	1/22	65-68	@Indianapolis	L	25-14	4417
7	11/18	76-71*	@Fort Wayne	W	6-1	3500	40	1/24	90-94	@Fort Wayne	L	25-15	3000
8	11/20	65-69**	@Indianapolis	L	6-2	3350	41	1/26	104-71	Fort Wayne	W	26-15	
9	11/22	65-70**	@Minneapolis	L	6-3	8912	42	1/27	102-95	Indianapolis	W	27-15	3180
10	11/24	74-63	Fort Wayne	W	7-3	2332	43	2/2	100-79	Milwaukee	W	28-15	2220
11	11/25	73-75	@Milwaukee	L	7-4	10,251	44	2/3	75-77	@Minneapolis	L	28-16	9189
12	11/27	77-73	Milwaukee	W	8-4	1766	45	2/7	75-86	@Minneapolis	L	28-17	9136
13	11/29	78-74	@New York	W	9-4	6837	46	2/9	104-100	Boston	W	29-17	3366
14	12/1	71-66	Milwaukee	W	10-4	2895	47	2/10	111-97	@Boston	W	30-17	5622
15	12/2	81-79	@Syracuse	W	11-4	7438	48	2/12	86-75	@Philadelphia	W	31-17	2500
16	12/3	77-70	@Baltimore	W	12-4	1375	49	2/13	91-96	@Baltimore	L	31-18	1550
17	12/4	80-96	@Philadelphia	L	12-5	2500	50	2/14	78-76	@Syracuse	W	32-18	6502
18	12/8	75-95	Syracuse	L	12-6	4022	51	2/16	92-84	Syracuse	W	33-18	4200
19	12/9	84-86	@Fort Wayne	L	12-7	3700	52	2/17	100-92	Indianapolis	W	34-18	2033
20	12/15	75-66	Indianapolis	W	13-7	2909	53	2/23	73-83	Minneapolis	L	34-19	4208
21	12/16	99-95	Baltimore	W	14-7		54	2/24	124-100	Baltimore	W	35-19	1816
22	12/18	94-68	@Milwaukee	W	15-7	4221	55	2/26	99-67	Milwaukee	W	36-19	1400
23	12/20	69-54	@Fort Wayne	W	16-7	2500	56	2/28	72-91	Bos. (Raleigh, NC)	L	36-20	12,500
24	12/22	105-89	Philadelphia	W	17-7	2770	57	3/1	98-83	Syracuse	W	37-20	4150
25	12/25	87-78	Indianapolis	W	18-7	1712	58	3/2	72-76	@Syracuse	L	37-21	7529
26	12/27	98-85	New York	W	19-7	1450	59	3/3	96-99	@Baltimore	L	37-22	
27	12/29	75-61	Fort Wayne	W	20-7	3030	60	3/4	90-92*	@New York	L	37-23	13,430
28	12/31	73-77	Indianapolis (NY)	L	20-8	14,189	61	3/6	77-74	Milwaukee	W	38-23	3000
29	1/1	106-91	Boston	W	21-8	3328	62	3/8	94-92*	Minneapolis	W	39-23	4200
30	1/5	103-94	Philadelphia	W	22-8	2190	63	3/9	90-96	@Minneapolis	L	39-24	8291
31	1/6	80-91	@Boston	L	22-9	6883	64	3/11	82-81	@Indianapolis	W	40-24	3627
32	1/8	74-107	@New York	L	22-10	5247	65	3/13	86-84	@Fort Wayne	W	41-24	3440
33	1/11	83-85	@Philadelphia	L	22-11	2000	66	3/15	106-118	Boston	L	41-25	4040

\* = OT

### 1951-52 PLAYOFFS

#### Semifinals (2-0)

March 18	Rochester	95	vs.	Fort Wayne	78
March 20	Rochester	92	@	Fort Wayne	86

#### Division Finals (1-3)

March 29	Rochester	88	vs.	Minneapolis	78
March 30	Rochester	78	vs.	Minneapolis	83
April 5	Rochester	67	@	Minneapolis	77
April 6	Rochester	80	@	Minneapolis	82

### FINAL STATISTICS

PLAYER	G.	FGM	FGA	PCT.	FTM	FTA	PCT.	REB.	AST.	PF	DQ	PTS.	AVG.
Bob Davies	65	379	990	.383	294	379	.776	189	390	269	10	1052	16.2
Bobby Wanzer	66	328	772	.425	377	417	.904	333	262	201	5	1033	15.7
Arnie Risen	66	365	926	.394	302	431	.701	841	150	258	3	1032	15.6
Jack Coleman	66	308	742	.415	120	169	.710	692	208	218	7	736	11.2
Arnitz Johnson	66	178	411	.433	301	387	.778	404	182	259	9	657	10.0
Marion Spears	66	225	570	.395	116	152	.763	303	163	225	8	566	8.6
William Holzman	65	104	372	.280	61	85	.718	106	115	95	1	269	4.1
Alex Hannum (Roch. only)	35	71	188	.378	45	60	.750	143	67	145	8	187	5.3
Sam Ranzino	39	30	90	.333	26	37	.703	39	25	63	2	86	2.2
Ray Ragelis	51	25	96	.260	18	29	.621	76	31	62	1	68	1.3
Joe McNamee* (Roch. only)	24	27	89	.303	12	20	.600	55	16	43	2	66	2.8
Paul Noel	8	2	9	.222	2	3	.667	4	3	6	0	6	0.8
Royals	66	2014	5172	.389	1661	2150	.773	3373	1590	1804	62	5689	86.2

\*Did not finish season with team



# 1952-53 ROCHESTER ROYALS



1948-1957



**44-26  
WESTERN DIVISION  
RUNNER-UP**

**Front row — from left to right, Bob Davies, Jack McMahon, Marion Spears, Bobby Wanzer, William Holzman. Back row — from left to right, Cal Christensen, Alex Hannum, Arnie Risen, Jack Coleman, Arnitz Johnson.**

G	DATE	SCORE	OPPONENT	W/L	REC.	ATT.	G	DATE	SCORE	OPPONENT	W/L	REC.	ATT.
1	11/1	94-82	Fort Wayne	W	1-0	2779	36	1/10	89-81	Milwaukee	W	25-11	2562
2	11/6	84-64	@Fort Wayne	W	2-0	3300	37	1/11	79-83**	@Milwaukee	L	25-12	2800
3	11/7	65-63	@Indianapolis	W	3-0	3403	38	1/15	85-109	@Syracuse	L	25-13	4496
4	11/8	99-96****	Indianapolis	W	4-0	2100	39	1/17	109-101	Minneapolis	W	26-13	3983
5	11/9	75-78	@Milwaukee	L	4-1	3216	40	1/18	87-90	@Fort Wayne	L	26-14	5892
6	11/11	104-94	New York	W	5-1	1800	41	1/20	59-70	@Indianapolis	L	26-15	3403
7	11/13	97-79	Milwaukee (NY)	W	6-1	11,213	42	1/21	89-82	@Baltimore	W	27-15	2149
8	11/15	97-89	Minneapolis	W	7-1	3836	43	1/24	82-107	Syracuse	L	27-16	3998
9	11/16	87-96	@Boston	L	7-2	2723	44	1/27	72-74	New York	L	27-17	2369
10	11/22	69-65	Milwaukee	W	8-2	1178	45	1/30	70-68*	Fort Wayne (Mil.)	W	28-17	6651
11	11/23	100-102	Boston	L	8-3	2507	46	1/31	103-83	Philadelphia	W	29-17	1700
12	11/25	106-89	Baltimore	W	9-3	1155	47	2/1	109-86	@Boston	W	30-17	9736
13	11/27	79-86	@Syracuse	L	9-4	6035	48	2/2	80-78*	Mil. (Buffalo)	W	31-17	2000
14	11/29	83-71	Minneapolis	W	10-4	3742	49	2/3	109-82	Baltimore	W	32-17	1111
15	11/30	91-88	@Milwaukee	W	11-4		50	2/5	79-83*	@Syracuse	L	32-18	3312
16	12/2	76-85	@Indianapolis	L	11-5	2238	51	2/7	87-72	Minneapolis	W	33-18	3860
17	12/6	82-79	Indianapolis	W	12-5	1566	52	2/8	82-85*	@Milwaukee	L	33-19	4045
18	12/7	94-92	Philadelphia	W	13-5	1889	53	2/10	101-85	Philadelphia	W	34-19	1000
19	12/9	77-75	@New York	W	14-5	7850	54	2/14	81-72	Milwaukee	W	35-19	2113
20	12/10	99-97*	@Baltimore	W	15-5		55	2/15	84-72	@Fort Wayne	W	36-19	6005
21	12/11	86-98	@Philadelphia	L	15-6		56	2/17	78-88	Fort Wayne	L	36-20	1746
22	12/13	97-99*	New York	L	15-7	2100	57	2/19	87-107	@Minneapolis	L	36-21	6121
23	12/14	77-95	@Minneapolis	L	15-8	4530	58	2/21	84-73	Syracuse	W	37-21	3012
24	12/16	84-71	@Indianapolis	W	16-8	2470	59	2/24	80-91	Fort Wayne	L	37-22	1000
25	12/20	82-89	Fort Wayne	W	17-8	1908	60	2/25	79-71*	NY (Boston)	W	38-22	6000
26	12/21	83-65	Indianapolis (NY)	W	18-8	7846	61	2/28	92-85	Boston	W	39-22	4061
27	12/25	93-78	@Philadelphia	W	19-8	6000	62	3/3	88-109	@New York	L	39-23	10,027
28	12/27	94-73	Indianapolis	W	20-8	2514	63	3/4	81-77	@Baltimore	W	39-23	2320
29	12/30	106-93	Syracuse	W	21-8	3603	64	3/5	69-78	Phi. (Trenton, NJ)	L	40-24	3600
30	12/31	82-74	Mil. (Fort Wayne)	W	22-8		65	3/7	84-82	Minneapolis	W	41-24	3563
31	1/1	81-83*	Boston	L	22-9	2890	66	3/8	71-69	@Fort Wayne	W	42-24	
32	1/3	106-101	Fort Wayne	W	23-9	2617	67	3/10	61-59	@Indianapolis	W	43-24	3782
33	1/4	80-83*	@Minneapolis	L	23-10	5107	68	3/12	77-89	@Minneapolis	L	43-25	6745
34	1/6	85-69	Minneapolis (Mil.)	W	24-10	3663	69	3/14	82-90	Indianapolis	L	43-26	3160
35	1/8	85-88*	Boston (NY)	L	24-11	9806	70	3/17	105-87	Baltimore	W	44-26	1863

\* = OT

**1952-53 PLAYOFFS**

**Semifinals (1-2)**

March 20	Rochester	77	vs.	Fort Wayne	84
March 22	Rochester	83	@	Fort Wayne	71
March 24	Rochester	65	vs.	Fort Wayne	67

**FINAL STATISTICS**

PLAYER	G.	MIN.	FGM	FGA	PCT.	FTM	FTA	PCT.	REB.	AST.	PF	DQ	PTS.	AVG.
Bob Davies	66	2216	339	880	.385	351	466	.753	195	280	261	7	1029	15.6
Bobby Wanzer	70	2577	318	866	.367	384	473	.812	351	252	206	7	1020	14.6
Arnie Risen	68	2288	295	802	.368	294	429	.685	745	135	274	10	884	13.0
Jack Coleman	70	2625	314	748	.420	135	208	.649	774	231	245	12	763	10.9
Marion Spears	62	1414	198	494	.401	199	243	.819	251	113	227	15	595	9.6
Arnitz Johnson	70	1984	140	369	.379	303	405	.748	419	153	282	14	583	8.3
Jack McMahon	70	1665	176	534	.330	155	236	.657	183	186	253	16	507	7.2
Alex Hannum	68	1288	129	360	.358	88	133	.662	279	81	258	18	346	5.1
Cal Christensen	59	777	72	230	.313	68	114	.596	199	54	148	6	212	3.6
William Holzman	46	392	38	149	.255	27	38	.711	40	35	56	2	103	2.2
Royals	70	14966	2019	5432	.372	2005	2747	.730	3625	1520	2210	107	6043	86.3

# 1953-54 ROCHESTER ROYALS



1948-1957



## 44-28 2ND - WESTERN DIVISION

Front row — from left to right, Jack McMahon, Bob Davies, Bobby Wanzer, Al Masino, Cal Christensen. Back row — from left to right, Marion Spears, Jack Coleman, Arnie Risen, Alex Hannum, Norman Swanson.

G	DATE	SCORE	OPPONENT	W/L	REC.	ATT.	G	DATE	SCORE	OPPONENT	W/L	REC.	ATT.
1	10/31	72-68	Baltimore (NY)	W	1-0	16,128	37	1/16	93-95***	Syracuse	L	21-16	
2	11/1	80-72	@Baltimore	W	2-0	1841	38	1/17	81-84	@Syracuse	L	21-17	
3	11/7	91-76	Fort Wayne	W	3-0	1459	39	1/19	73-67	Fort Wayne (Mil.)	W	22-17	3010
4	11/8	66-85	@Syracuse	L	3-1	2708	40	1/23	71-61	Philadelphia	W	23-17	2000
5	11/10	64-66	Philadelphia	L	3-2	1100	41	1/24	93-85	@Boston	W	24-17	6093
6	11/14	98-91***	Minneapolis	W	4-2		42	1/26	71-74	NY (Buffalo)	L	24-18	4012
7	11/15	65-68	@Fort Wayne	L	4-3	4377	43	1/28	82-79	@Philadelphia	W	25-18	
8	11/17	92-73	Boston (Buffalo)	W	5-3	6200	44	1/30	95-70	Fort Wayne	W	26-18	2300
9	11/19	79-69	Mil. (Syracuse)	W	6-3	2536	45	1/31	69-83	@Fort Wayne	L	26-19	5009
10	11/20	81-63	@Milwaukee	W	7-3	2316	46	2/2	78-87	Minneapolis	L	26-20	2800
11	11/21	70-76	@Minneapolis	L	7-4	4782	47	2/3	81-88	@Boston	L	26-21	8487
12	11/22	82-83	@Fort Wayne	L	7-5	7295	48	2/5	89-70	Fort Wayne (Mil.)	W	27-21	4227
13	11/24	80-89	Syracuse	L	7-6	1700	49	2/6	81-104	Boston	L	27-22	3095
14	11/26	80-75*	@New York	W	8-6		50	2/7	73-75	@Baltimore	L	27-23	3439
15	11/28	90-95*	@New York	L	8-7	16,543	51	2/9	81-70	Milwaukee	W	28-23	800
16	11/29	64-69	New York	L	8-8	1486	52	2/10	62-61	@Milwaukee	W	29-23	2944
17	12/1	92-69	Fort Wayne	W	9-8	1630	53	2/11	79-68	Mil. (St. Paul, MN)	W	30-23	4151
18	12/5	72-65	Baltimore	W	10-8	1100	54	2/13	81-78	Syracuse	W	31-23	1706
19	12/8	97-79	Boston	W	11-8	1282	55	2/14	77-105	@Minneapolis	L	31-24	5301
20	12/12	90-85	Syracuse	W	12-8	1660	56	2/16	79-85	Min. (Hibbing, MN)	L	31-25	5500
21	12/13	87-70	Min. (Fort Wayne)	W	13-8	9306	57	2/20	66-64	Milwaukee	W	32-25	1503
22	12/15	76-64	Milwaukee	W	14-8	1000	58	2/23	93-77	Boston (NY)	W	33-25	16,923
23	12/17	91-79	Phi. (Cleveland)	W	15-8	7500	59	2/24	79-64	@Baltimore	W	34-25	1200
24	12/19	78-91	Minneapolis	L	15-9		60	2/25	102-86	Baltimore (Phi.)	W	35-25	3662
25	12/25	73-65	@Philadelphia	W	16-9		61	2/27	74-75	Boston	L	35-26	3110
26	12/26	77-78	New York	L	16-10		62	2/28	91-85	@Syracuse	W	36-26	3109
27	12/27	72-98	@Boston	L	16-11	5491	63	3/2	71-64	Fort Wayne (NY)	W	37-26	14,048
28	12/29	96-77	Baltimore	W	17-11	2000	64	3/4	85-78	@Philadelphia	W	38-26	2500
29	12/31	81-86	@Syracuse	L	17-12		65	3/5	66-70	New York (Boston)	L	38-27	13,909
30	1/1	79-76	Philadelphia	W	18-12	1379	66	3/6	74-59	Minneapolis	W	39-27	3700
31	1/2	77-76*	Fort Wayne	W	19-12		67	3/7	91-88	@New York	W	40-27	8727
32	1/5	85-84	Min. (Chicago)	W	20-12	16,792	68	3/9	70-61	Min. (Indianapolis)	W	41-27	4106
33	1/7	71-89	@Minneapolis	L	20-13	5077	69	3/10	84-69	Mil. (Omaha)	W	42-27	1500
34	1/9	87-88	New York	L	20-14		70	3/11	95-80	@Fort Wayne	W	43-27	4385
35	1/10	69-81	@New York	L	20-15	9452	71	3/13	77-76	Philadelphia	W	44-27	1800
36	1/12	78-73	Milwaukee	W	21-15	990	72	3/14	53-91	@Milwaukee	L	44-28	6642

\* = OT

### 1953-54 PLAYOFFS

Division	March 16	Rochester	82	vs.	Fort Wayne	75
<b>Round Robin (2-1)</b>	March 17	Rochester	88	@	Minneapolis	109
	March 21	Rochester	89	@	Fort Wayne	71

Division Finals (1-2)	March 24	Rochester	76	@	Minneapolis	89
	March 27	Rochester	74	vs.	Minneapolis	73
	March 28	Rochester	72	@	Minneapolis	82

### FINAL STATISTICS

PLAYER	G.	MIN.	FGM	FGA	PCT.	FTM	FTA	PCT.	REB.	AST.	PF	DQ	PTS.	AVG.
Bobby Wanzer	72	2538	322	835	.386	314	428	.734	392	254	171	2	958	13.3
Arnie Risen	72	2385	321	872	.368	307	430	.714	728	120	284	9	949	13.2
Bob Davies	72	2137	288	777	.371	311	433	.718	194	323	224	4	887	12.3
Jack McMahon	71	1891	250	691	.362	211	303	.696	211	238	221	6	711	10.0
Jack Coleman	71	2377	289	714	.405	108	181	.597	589	158	201	3	686	9.7
Marion Spears	72	1633	184	505	.364	183	238	.769	310	109	211	5	551	7.7
Alex Hannum	72	1707	175	503	.348	102	164	.622	350	105	279	11	452	6.3
Cal Christensen	70	1654	137	395	.347	138	261	.529	395	107	196	1	412	5.9
Norman Swanson	63	611	31	137	.226	38	64	.594	110	33	91	3	100	1.6
Al Masino* (Roch. only)	11	80	12	30	.400	13	25	.520	12	10	20	0	37	3.4
Frank Reddout	7	18	5	6	.833	3	4	.750	9	0	6	0	13	1.9
Royals	72	17325	2010	5451	.369	1722	2518	.684	3494	1454	1904	44	5735	79.8

\*Did not finish season with team

# 1954-55 ROCHESTER ROYALS



1946-1957



## 29-43 3RD - WESTERN DIVISION

**Front row — from left to right,** Marion Spears, Bob Davies, Jack McMahon, Bobby Wanzer, Boris Nachamkin. **Back row —** Cal Christensen, Jack Coleman, Arnie Risen, Art Spoelstra, Thomas Marshall, Head Coach Les Harrison

G	DATE	SCORE	OPPONENT	W/L	REC.	ATT.	G	DATE	SCORE	OPPONENT	W/L	REC.	ATT.
1	10/30	98-95	Boston	W	1-0		37	1/20	83-98	NY (Hershey, PA)	L	15-22	4000
2	11/7	84-109	@Fort Wayne	L	1-1	3057	38	1/22	121-110	Boston	W	16-22	
3	11/10	90-86	Milwaukee	W	2-1	995	39	1/23	84-105	@Fort Wayne	L	16-23	6653
4	11/11	78-79	@New York	L	2-2	11,480	40	1/24	97-86	Mil. (Louisville)	W	17-23	5051
5	11/13	98-103	Fort Wayne	L	2-3	2100	41	1/25	107-104	NY (Buffalo)	W	18-23	1874
6	11/16	98-99	@Boston	L	2-4	12,796	42	1/26	96-94	New York	W	19-23	1584
7	11/20	79-80	Syracuse	L	2-5		43	1/29	98-92	Boston (Phi.)	W	20-23	5000
8	11/21	78-89	@Fort Wayne	L	2-6	3211	44	1/30	87-85	Philadelphia	W	21-23	
9	11/24	90-87*	@Milwaukee	W	3-6	3026	45	1/31	80-100	@Milwaukee	L	21-24	8169
10	11/25	84-95	@Minneapolis	L	3-7	3542	46	2/2	84-74	Fort Wayne	W	22-24	2123
11	11/27	107-101	Boston	W	4-7	2600	47	2/3	88-87	Mil. (Fort Wayne)	W	23-24	
12	12/1	96-101	Fort Wayne	L	4-8	1433	48	2/4	101-109	@Philadelphia	L	23-25	2011
13	12/2	78-82	@Syracuse	L	4-9	2028	49	2/5	88-94	Syracuse	L	23-26	
14	12/4	102-110	@Boston	L	4-10	6210	50	2/6	75-92	@Fort Wayne	L	23-27	3003
15	12/5	97-96	@Fort Wayne	W	5-10	4500	51	2/9	74-75	Milwaukee	L	23-28	1367
16	12/7	93-95	Boston (New York)	L	5-11	10,825	52	2/11	91-83	Fort Wayne (Phi.)	W	24-28	
17	12/8	105-78	Syracuse	W	6-11	905	53	2/12	95-96	Minneapolis	L	24-29	1904
18	12/11	83-91	Minneapolis	L	6-12	1900	54	2/13	87-88	@Syracuse	L	24-30	4172
19	12/12	74-86	Mil. (Endicott, NY)	L	6-13	1700	55	2/15	72-79	Phi. (Toledo)	L	24-31	1525
20	12/15	99-97*	Min. (Buffalo)	W	7-13	958	56	2/16	113-114	Phi. (Buffalo)	L	24-32	2568
21	12/18	86-87	Fort Wayne	L	7-14	2300	57	2/17	96-98	Phi. (Saratoga Spr., NY)	L	24-33	
22	12/19	92-79	Phi. (New York)	W	8-14	12,846	58	2/18	73-78	Phi. (New Haven, CT)	L	24-34	2000
23	12/25	80-73	Fort Wayne	W	9-14	2103	59	2/19	78-84	Milwaukee	L	24-35	
24	12/26	82-84	Syracuse (NY)	L	9-15	14,813	60	2/20	92-105	@Minneapolis	L	24-36	4841
25	12/29	93-89	New York	W	10-15	2600	61	2/21	110-112	Min. (Spencer, IA)	L	24-37	1500
26	1/1	96-92	Philadelphia	W	11-15	2098	62	2/22	87-71	@Milwaukee	W	25-37	2790
27	1/2	102-100	@Minneapolis	W	12-15	2391	63	2/24	83-97	@Syracuse	L	25-38	3207
28	1/4	80-92	@Milwaukee	L	12-16	7762	64	2/26	88-80	Philadelphia	W	26-38	2178
29	1/5	103-85	New York	W	13-16	1878	65	2/27	84-93	@Minneapolis	L	26-39	4808
30	1/6	83-90	Fort Wayne (NY)	L	13-17	10,845	66	3/3	83-76	Min. (Fort Wayne)	W	27-39	6787
31	1/8	91-88	Milwaukee	W	14-17	2678	67	3/4	92-95	NY (White Plains, NY)	L	27-40	
32	1/9	92-98	@Boston	L	14-18		68	3/5	104-107*	Minneapolis	L	27-41	1500
33	1/11	90-93	Mil. (Fort Wayne)	L	14-19	5500	69	3/6	96-101	@New York	L	27-42	8161
34	1/12	88-102	Minneapolis	L	14-20	1700	70	3/9	96-99	NY (White Plains, NY)	L	27-43	
35	1/15	93-90	Minneapolis	W	15-20	2200	71	3/12	100-97	Syracuse	W	28-43	2214
36	1/16	85-90	@Syracuse	L	15-21	2696	72	3/13	105-103	Boston	W	29-43	2932

\* = OT

### 1954-55 PLAYOFFS

Semifinals (1-2)					
March 16	Rochester	78	@	Minneapolis	82
March 18	Rochester	94	vs.	Minneapolis	92
March 19	Rochester	110	@	Minneapolis	119

### FINAL STATISTICS

PLAYER	G.	MIN.	FGM	FGA	PCT.	FTM	FTA	PCT.	REB.	AST.	PF	DQ	PTS.	AVG.
Bobby Wanzer	72	2376	324	820	.395	294	374	.786	374	247	163	2	942	13.1
Jack Coleman	72	2482	400	866	.462	124	183	.678	729	232	201	1	924	12.8
Bob Davies	72	1870	326	785	.415	220	293	.751	205	355	220	2	872	12.1
Arnie Risen	69	1970	259	699	.371	279	375	.744	703	112	253	10	797	11.6
Marion Spears	71	1888	226	585	.386	220	271	.812	299	148	252	6	672	9.5
Jack McMahon	72	1807	251	721	.348	143	225	.636	211	246	179	1	645	9.0
Thomas Marshall	72	1337	223	505	.442	131	194	.675	256	111	99	0	577	8.0
Art Spoelstra	70	1127	159	399	.398	108	156	.692	285	58	170	2	426	6.1
Cal Christensen	71	1204	114	305	.374	124	206	.602	388	104	174	2	352	5.0
Don Henriksen (Roch. only)	56	1175	111	315	.352	86	130	.662	435	79	118	2	308	5.5
Boris Nachamkin	6	59	6	20	.300	8	13	.615	19	3	6	0	20	3.3
Royals	72	17280	2399	6020	.399	1737	2420	.718	3904	1695	1865	26	6535	90.8

# 1955-56 ROCHESTER ROYALS



1946-1957



## 31-41 4TH - WESTERN DIVISION

**(ON LEFT)** Forward MAURICE STOKES earned NBA Rookie of the Year honors in 1955-56, averaging a team-leading 16.8 ppg and 16.3 rpg (2nd in NBA).

**(ON RIGHT)** In only the fifth trade in franchise history, the Royals acquired forward DICK RICKETTS from the St. Louis Hawks midway through the 1955-56 campaign.

\* = OT

G	DATE	SCORE	OPPONENT	W/L	REC.
1	11/5	98-100*	New York	L	0-1
2	11/6	83-80	Syracuse	W	1-1
3	11/10	84-89	Phi. (New York)	L	1-2
4	11/12	84-79	Ft. Wayne (St. Louis)	W	2-2
5	11/13	91-94	NY (Fort Wayne)	L	2-3
6	11/19	90-91	Minneapolis	L	2-4
7	11/20	104-96	@Minneapolis	W	3-4
8	11/23	88-90*	@St. Louis	L	3-5
9	11/24	93-104	@Fort Wayne	L	3-6
10	11/27	103-104	Boston	L	3-7
11	11/30	87-76	Fort Wayne	W	4-7
12	12/3	78-89	St. Louis	L	4-8
13	12/4	107-84	Philadelphia	W	5-8
14	12/6	105-116	@New York	L	5-9
15	12/7	92-79	Minneapolis	W	6-9
16	12/9	109-108	Boston (Phi.)	W	7-9
17	12/10	117-116*	Fort Wayne	W	8-9
18	12/11	93-91	St. Louis	W	9-9
19	12/13	117-109	St. Louis (PA)	W	10-9
20	12/16	97-100*	St. Louis (Mil.)	L	10-10
21	12/17	92-94	@Minneapolis	L	10-11
22	12/18	85-86	@St. Louis	L	10-12
23	12/20	92-96	Philadelphia	L	10-13
24	12/25	96-111	@Syracuse	L	10-14
25	12/26	93-91	Syracuse	W	11-14
26	12/27	91-80	Syracuse (NY)	W	12-14
27	12/28	91-113	New York	L	12-15
28	12/29	75-83	@Fort Wayne	L	12-16
29	12/31	100-112	Boston	L	12-17
30	1/1	101-92	@New York	W	13-17
31	1/3	100-130	Phi. (New Haven, CT)	L	13-18
32	1/4	86-88	Fort Wayne	L	13-19
33	1/7	103-98	Minneapolis	W	14-19
34	1/8	111-109	@Boston	W	15-19
35	1/11	94-97	Philadelphia	L	15-20
36	1/12	94-123	@Philadelphia	L	15-21

G	DATE	SCORE	OPPONENT	W/L	REC.
37	1/13	98-90	St. Louis (Boston)	W	16-21
38	1/14	102-93	Syracuse	W	17-21
39	1/15	88-99	@Syracuse	L	17-22
40	1/17	107-112	@New York	L	17-23
41	1/19	108-103	New York	W	18-23
42	1/20	97-90	NY (Boston)	W	19-23
43	1/22	93-111	@Fort Wayne	L	19-24
44	1/25	106-114	@St. Louis	L	19-25
45	1/27	111-93	NY (Boston)	W	20-25
46	1/28	119-126	Boston	L	20-26
47	1/29	103-112	@Boston	L	20-27
48	1/31	86-92	Min. (St. Louis)	L	20-28
49	2/1	83-77	Syracuse	W	21-28
50	2/2	89-97	@Syracuse	W	21-29
51	2/3	105-96	@Philadelphia	W	22-29
52	2/4	83-69	Boston	W	23-29
53	2/5	121-109	@Minneapolis	W	24-29
54	2/8	97-102	New York	L	24-30
55	2/11	97-93	Fort Wayne	W	25-30
56	2/12	74-101	@Syracuse	L	25-31
57	2/14	79-110	Min. (St. Louis)	L	25-32
58	2/17	81-93	@Fort Wayne	L	25-33
59	2/18	99-119	Minneapolis	L	25-34
60	2/19	93-100	@Minneapolis	L	25-35
61	2/21	106-102	Fort Wayne (NY)	W	26-35
62	2/22	110-109	St. Louis	W	27-35
63	2/25	72-97	Fort Wayne	L	27-36
64	2/26	100-111	@Boston	L	27-37
65	2/28	113-97	Boston (NY)	W	28-37
66	2/29	81-86	@Philadelphia	L	28-38
67	3/1	95-94	@St. Louis	W	29-38
68	3/3	94-90	Minneapolis	L	29-39
69	3/4	88-103	@Fort Wayne	L	30-39
70	3/7	89-96	St. Louis	L	30-40
71	3/10	111-96	Philadelphia	W	31-40
72	3/11	98-126	@Minneapolis	L	31-41

## FINAL STATISTICS

PLAYER	G.	MIN.	FGM	FGA	PCT.	FTM	FTA	PCT.	REB.	AST.	PF	DQ	PTS.	AVG.
Maurice Stokes	67	2323	403	1137	.354	319	447	.714	1094	328	276	11	1125	16.8
Jack Twyman	72	2186	417	987	.422	204	298	.685	466	171	239	4	1038	14.4
Ed Fleming	71	2028	306	824	.371	277	372	.745	489	197	178	1	889	12.5
Bobby Wanzer	72	1980	245	651	.376	259	360	.719	272	225	151	0	749	10.4
Art Spoelstra	72	1640	226	576	.392	163	238	.685	436	95	248	11	615	8.5
Richie Regan	72	1746	240	681	.352	85	133	.639	174	222	179	4	565	7.8
Don Meineke	69	1248	154	414	.372	181	232	.780	316	102	191	4	489	7.1
Jack Coleman* (Roch. only)	34	1369	195	473	.412	89	125	.712	344	147	121	1	479	14.1
Connie Simmons	68	903	144	428	.336	78	129	.605	235	82	142	2	366	5.4
Dick Ricketts (Roch. only)	39	1166	141	451	.313	83	117	.709	294	124	172	8	365	9.4
Jack McMahon* (Roch. only)	34	856	100	307	.326	55	90	.611	85	115	85	0	255	7.5
Chris Harris (Roch. only)	26	252	22	89	.247	16	27	.593	26	26	26	0	60	2.3
James Davis	3	16	0	6	.000	2	2	1.000	4	1	2	0	2	0.7
Royals	72	16433	2551	6890	.370	1798	2567	.700	4449	1747	1990	46	6900	95.8

\*Did not finish season with team



# 1956-57 ROCHESTER ROYALS



1946-1957



## 31-41 4TH IN WESTERN DIVISION

(ON LEFT) Forward JACK TWYMAN made his first of six All-Star game appearances in 1957, registering three points and one assist in 17 minutes for the West squad.

(ON RIGHT) Guard JOHN MCCARTHY averaged 6.6 ppg, 2.8 rpg, and 1.5 apg in playing all 72 games as a rookie with the Royals in 1956-57.

\* = OT

G	DATE	SCORE	OPPONENT	W/L	REC.	ATT.	G	DATE	SCORE	OPPONENT	W/L	REC.	ATT.
1	10/27	88-85	Fort Wayne	W	1-0	3394	37	1/8	95-94	Phi. (New York)	W	20-17	15,128
2	10/28	75-91	@Syracuse	L	1-1	3000	38	1/10	93-112	@Philadelphia	L	20-18	4342
3	11/1	88-97	Min. (Johnstown, PA)	L	1-2	2506	39	1/12	88-97	Syracuse	L	20-19	2849
4	11/3	85-95	Minneapolis	L	1-3	2764	40	1/13	85-91	@Syracuse	L	20-20	
5	11/4	87-88	@Minneapolis	L	1-4	5723	41	1/16	106-108*	St. Louis	L	20-21	3573
6	11/7	81-80	Philadelphia	W	2-4	5132	42	1/19	83-97	Boston	L	20-22	6027
7	11/9	95-93	@Philadelphia	W	3-4	2211	43	1/20	107-114	@Minneapolis	L	20-23	2734
8	11/10	90-76	Syracuse	W	4-4		44	1/23	99-107	Min. (Louisville)	L	20-24	
9	11/11	94-82	Min. (New York)	W	5-4	16,781	45	1/25	99-100	St. Louis (Boston)	L	20-25	9175
10	11/13	105-118	@St. Louis	L	5-5	3682	46	1/26	95-99	Syracuse	L	20-26	2688
11	11/14	90-87	New York	W	6-5	4500	47	1/27	83-107	@St. Louis	L	20-27	6748
12	11/15	83-92	Phi. (Hershey, PA)	L	6-6		48	1/30	80-92	NY (Boston)	L	20-28	7383
13	11/17	86-108	@Boston	L	6-7		49	2/1	96-80	Ft. Wayne (Cincinnati)	W	21-28	6335
14	11/18	87-101	Boston	L	6-8	2380	50	2/2	93-79	Fort Wayne	W	22-28	2192
15	11/21	85-76	St. Louis	W	7-8	1865	51	2/3	108-110	Phi. (Camden, NJ)	L	22-29	3123
16	11/22	102-104*	@Fort Wayne	L	7-9	4373	52	2/5	91-88	@New York	W	23-29	12,000
17	11/24	96-87	@New York	W	8-9	9805	53	2/6	103-100	St. Louis	W	24-29	1837
18	11/25	95-93	New York	W	9-9	1897	54	2/9	103-102	Boston	W	25-29	4088
19	11/27	90-82	Syracuse (NY)	W	10-9	8532	55	2/10	93-117	@St. Louis	L	25-30	10,452
20	12/1	95-83	Minneapolis	W	11-9	2346	56	2/13	82-85	New York	L	25-31	2316
21	12/6	92-95	NY (Fort Wayne)	L	11-10	4108	57	2/14	104-95	@Syracuse	W	26-31	5221
22	12/8	92-91	Philadelphia	W	12-10	2531	58	2/16	84-87	Fort Wayne	L	26-32	2139
23	12/9	101-100*	@Fort Wayne	W	13-10	3006	59	2/17	85-104	@Fort Wayne	L	26-33	3511
24	12/12	103-93	@Boston	W	14-10	6065	60	2/20	103-111	@Minneapolis	L	26-34	2008
25	12/15	76-91	New York	L	14-11	7584	61	2/22	105-110	Fort Wayne (Phi.)	L	26-35	9824
26	12/16	97-101	@Minneapolis	L	14-12	1984	62	2/23	101-86	St. Louis	W	27-35	1949
27	12/20	103-105	Min. (NY)	L	14-13	1350	63	2/24	93-109	@Syracuse	L	27-36	5664
28	12/22	115-101	Minneapolis	W	15-13	2612	64	2/26	77-92	Boston (NY)	L	27-37	10,546
29	12/25	98-93	Syracuse	W	16-13	3169	65	2/27	90-76	Fort Wayne	W	28-37	2494
30	12/26	93-99	Ft. Wayne (Boston)	L	16-14	12,500	66	3/1	117-125	Min. (Boston)	L	28-38	10,448
31	12/27	92-97	Boston (Phi.)	L	16-15	11,000	67	3/2	96-87	Boston	W	29-38	2938
32	12/29	95-88	Fort Wayne	W	17-15	2763	68	3/3	102-111	@Boston	L	29-39	9562
33	12/30	88-96	@New York	L	17-16	18,255	69	3/6	82-79	Philadelphia	W	30-39	2881
34	1/1	102-101*	St. Louis	W	18-16	1546	70	3/8	92-100	St. Louis (Ft. Wayne)	L	30-40	4322
35	1/5	78-81	Philadelphia	L	18-17	2807	71	3/10	96-100	@Fort Wayne	L	30-41	2358
36	1/6	93-86	@St. Louis	W	19-17	5326	72	3/13	104-99	St. Louis (Mil.)	W	31-41	5500

## FINAL STATISTICS

PLAYER	G.	MIN.	FGM	FGA	PCT.	FTM	FTA	PCT.	REB.	AST.	PF	DQ	PTS.	AVG.
Jack Twyman	72	2338	449	1023	.439	276	363	.760	354	123	251	4	1174	16.3
Maurice Stokes	72	2761	434	1249	.347	256	385	.665	1256	331	287	12	1124	15.6
Richard Ricketts	72	2114	299	869	.344	206	297	.694	437	127	307	12	804	11.2
Richie Regan	71	2100	257	780	.329	182	235	.774	205	222	179	1	696	9.8
David Piontek	71	1759	257	637	.403	122	183	.667	351	108	141	1	636	9.0
Art Spoelstra	69	1176	217	559	.388	88	120	.733	220	56	168	5	522	7.6
John McCarthy	72	1560	173	460	.376	130	193	.674	201	107	130	0	476	6.6
Robert Burrow	67	1028	137	366	.374	130	211	.616	293	41	165	2	404	6.0
Ed Fleming	51	927	109	364	.299	139	191	.728	183	81	94	0	357	7.0
Thomas Marshall	40	460	56	163	.344	47	58	.810	83	31	33	0	159	4.0
Sihugo Green	13	423	50	143	.350	49	69	.710	67	47	36	1	149	11.5
Bobby Wanzer	21	159	23	49	.469	36	46	.783	25	9	20	0	82	3.9
Royals	72	16805	2515	6807	.369	1698	2402	.707	4171	1298	1866	38	6728	93.4

# 1957-58 CINCINNATI ROYALS



## 33-39 3RD - WESTERN DIVISION

Front row — from left to right, Richie Regan, George King, Dick Duckett, Chet Forte, Jerry Paulson, John Maglio. Back row — from left to right, Head Coach Bobby Wanzer, Tom Marshall, Dave Piontek, Dick Ricketts, Clyde Lovellette, Maurice Stokes, Jim Paxson

G	DATE	SCORE	OPPONENT	W/L	REC.	ATT.	G	DATE	SCORE	OPPONENT	W/L	REC.	ATT.
1	10/26	110-100	Syracuse	W	1-0	5122	37	1/8	105-123	New York (Detroit)	L	16-21	2818
2	11/1	99-92	St. Louis	W	2-0	7328	38	1/10	107-104	New York	W	17-21	2541
3	11/2	93-102	@St. Louis	L	2-1	3866	39	1/11	105-100	Syracuse	W	18-21	3251
4	11/3	88-94	Detroit	L	2-2	3000	40	1/12	115-97	Boston	W	19-21	7321
5	11/8	110-122*	Boston	L	2-3	5378	41	1/14	117-111	NY (St. Louis)	W	20-21	
6	11/10	101-106	Philadelphia	L	2-4	2950	42	1/16	124-108	@Syracuse	W	21-21	2175
7	11/15	101-99	New York	W	3-4	2903	43	1/17	94-115	@Detroit	L	21-22	
8	11/17	97-98	St. Louis	L	3-5	3061	44	1/19	90-108	@St. Louis	L	21-23	
9	11/19	92-75	Detroit (St. Louis)	W	4-5	6107	45	1/22	115-109	@Syracuse	W	22-23	
10	11/20	99-89	@Philadelphia	W	5-5	4195	46	1/24	92-102	Philadelphia	L	22-24	
11	11/22	102-98	@Syracuse	W	6-5		47	1/26	107-103	Detroit	W	23-24	2397
12	11/27	107-106	Min. (Detroit)	W	7-5	6566	48	1/30	104-105	@Minneapolis	L	23-25	
13	11/28	96-112	@ St. Louis	L	7-6	10,048	49	1/31	100-92	St. Louis	W	24-25	3717
14	11/29	99-96*	Detroit	W	8-6	4103	50	2/1	88-127	@St. Louis	L	24-26	
15	11/30	96-100	@Detroit	L	8-7	4743	51	2/2	95-106	@Minneapolis	L	24-27	3225
16	12/1	90-89	Minneapolis	W	9-7	3388	52	2/4	87-107	Boston (NY)	L	24-28	15,000
17	12/3	104-110	@New York	L	9-8	7184	53	2/5	89-116	@Boston	L	24-29	4590
18	12/4	109-99	Detroit (Phi.)	W	10-8		54	2/7	103-100	@Philadelphia	W	25-29	6612
19	12/6	97-112	New York	L	10-9	6596	55	2/8	91-109	Boston (Rochester)	L	25-30	
20	12/7	105-109	@Detroit	L	10-10		56	2/9	121-104	Minneapolis	W	26-30	2310
21	12/8	99-88	Philadelphia	W	11-10	2611	57	2/11	106-103	Min. (St. Louis)	W	27-30	9228
22	12/10	90-102	St. Louis (NY)	L	11-11		58	2/14	92-103	New York	L	27-31	3807
23	12/11	104-116	@Boston	L	11-12	7813	59	2/15	97-99	@New York	L	27-32	
24	12/14	100-104	Syracuse (Rochester)	L	11-13	4898	60	2/16	105-113	@Syracuse	L	27-33	2523
25	12/15	83-109	@Syracuse	L	11-14	2196	61	2/20	92-94	@Boston	L	27-34	5773
26	12/20	113-122	Syracuse	L	11-15	2053	62	2/21	107-109	Detroit	L	27-35	3140
27	12/21	101-112	@Detroit	L	11-16	6029	63	2/22	81-100	@Minneapolis	L	27-36	
28	12/22	98-115	Boston	L	11-17	5352	64	2/23	111-93	Minneapolis	W	28-36	4740
29	12/26	100-104	Syracuse (St. Louis)	L	11-18		65	2/26	103-105	St. Louis (Detroit)	L	28-37	7500
30	12/27	96-97	St. Louis	L	11-19	3373	66	3/1	101-88	@Phi. (Camden, NJ)	W	29-37	
31	12/28	112-101	@Minneapolis	W	12-19		67	3/2	93-103	@St. Louis	L	29-38	8026
32	12/29	103-111	Minneapolis	L	12-20	2278	68	3/4	91-97	Philadelphia (NY)	L	29-39	
33	12/31	130-96	Detroit	W	13-20	1248	69	3/6	110-108	@Philadelphia	W	30-39	
34	1/3	106-94	Philadelphia	W	14-20	2709	70	3/9	121-107	@Boston	W	31-39	10,028
35	1/5	101-100	@New York	W	15-20	8030	71	3/10	122-94	St. Louis	W	32-39	3386
36	1/7	114-99	Detroit (NY)	W	16-20		72	3/12	96-89	@Minneapolis	W	33-39	2300

\* = OT

### 1957-58 PLAYOFFS

#### Semifinals (0-2)

March 15 Cincinnati 93 @ Detroit 100 March 16 Cincinnati 104 vs. Detroit 124

### FINAL STATISTICS

PLAYER	G.	MIN.	FGM	FGA	PCT.	FTM	FTA	PCT.	REB.	AST.	PF	DQ	PTS.	AVG.
Clyde Lovellette	71	2589	679	1540	.441	301	405	.743	862	134	236	3	1659	23.4
Jack Twyman	72	2178	465	1028	.452	307	396	.775	464	110	224	3	1237	17.2
Maurice Stokes	63	2460	414	1181	.351	238	333	.715	1142	403	226	9	1066	16.9
Jim Paxson	67	1795	225	639	.352	209	285	.733	350	139	183	2	659	9.8
George King	63	2272	235	645	.364	140	227	.617	306	337	124	0	610	9.7
Dick Ricketts	72	1620	215	664	.324	132	196	.673	410	114	277	8	562	7.8
Richie Regan	72	1648	202	569	.355	120	172	.698	175	185	174	0	524	7.3
Dave Piontek	71	1032	150	397	.378	95	151	.629	254	52	134	2	395	5.6
Don Meineke	67	792	125	351	.356	77	119	.647	226	38	155	3	327	4.9
Dick Duckett	34	424	54	158	.342	24	27	.889	56	47	60	0	132	3.9
Thomas Marshall (Cin. only)	29	418	44	144	.306	43	55	.782	93	15	37	0	131	4.5
Jerry Paulson	6	68	8	23	.348	4	6	.667	10	4	5	0	20	3.3
Royals	72	17396	2817	7339	.384	1688	2372	.712	4959	1578	1835	30	7373	101.7

# 1958-59 CINCINNATI ROYALS



## 19-53 4TH IN WESTERN DIVISION

(ON LEFT) Swingman ARLEN BOCKHORN averaged 10.2 ppg, 6.5 rpg, and 2.9 apg in 71 games as a rookie starter with the Royals in 1958-59.

(ON RIGHT) LARRY STAVERMAN, who would serve a number of administrative posts with the Kings including head coach in 1977-78, averaged 4.3 ppg and 3.8 rpg as a rookie.

\* = OT

G	DATE	SCORE	OPPONENT	W/L	REC.	ATT.	G	DATE	SCORE	OPPONENT	W/L	REC.	ATT.
1	10/22	79-99	@Minneapolis	L	0-1	4723	37	1/9	101-112	St. Louis (Detroit)	L	8-29	
2	10/25	110-94	Minneapolis	W	1-1	3178	38	1/10	69-101	Detroit	L	8-30	1198
3	10/31	113-120	@Detroit	L	1-2	2652	39	1/11	110-127	@Syracuse	L	8-31	
4	11/1	108-130	@Syracuse	L	1-3		40	1/13	92-112	Detroit (St. Louis)	L	8-32	
5	11/2	90-97	St. Louis	L	1-4	1152	41	1/16	95-91	Min. (WV)	W	9-32	2356
6	11/5	97-108	New York	L	1-5	989	42	1/17	105-117	@New York	L	9-33	
7	11/9	92-106	Philadelphia	L	1-6	2145	43	1/18	107-88	Detroit	W	10-33	1196
8	11/12	115-116	Syracuse	L	1-7	1235	44	1/19	114-108	NY (St. Louis)	W	11-33	
9	11/15	105-130	@Boston	L	1-8	6427	45	1/21	109-130	New York	L	11-34	906
10	11/19	119-103	Boston	W	2-8	2597	46	1/24	102-123	@Syracuse	L	11-35	
11	11/21	90-108	@Philadelphia	L	2-9		47	1/25	109-104	Syracuse	W	12-35	7136
12	11/22	86-103	@Detroit	L	2-10	2891	48	1/27	100-92	Phi. (New York)	W	13-35	
13	11/23	89-100	St. Louis	L	2-11	2150	49	1/28	84-94	@Philadelphia	L	13-36	
14	11/25	116-113	@New York	W	3-11		50	1/30	87-118	@St. Louis	L	13-37	11,023
15	11/26	95-112	Detroit	L	3-12		51	1/31	88-103	@Detroit	L	13-38	4721
16	11/28	93-114	@Minneapolis	L	3-13		52	2/3	120-103	Philadelphia	W	14-38	1636
17	11/29	86-98	@St. Louis	L	3-14	9000	53	2/8	117-136	@Boston	L	14-39	11,233
18	11/30	77-84	Minneapolis	L	3-15	1265	54	2/9	97-122	Det. (Ft. Wayne)	L	14-40	2176
19	12/2	81-105	St. Louis (NY)	L	3-16		55	2/10	100-118	Min. (Houston)	L	14-41	
20	12/3	110-108	New York	W	4-16	756	56	2/11	105-106	Min. (San Francisco)	L	14-42	2723
21	12/6	132-128	Min. (St. Louis)	W	5-16		57	2/12	119-114	Min. (Portland)	W	15-42	5594
22	12/7	90-103	Philadelphia	L	5-17		58	2/14	94-106	Phi. (Camden, NJ)	L	15-43	
23	12/10	94-97	Syracuse	L	5-18	1083	59	2/15	97-124	@New York	L	15-44	7245
24	12/12	115-125*	@Boston	L	5-19	6873	60	2/18	116-118	New York	L	15-45	
25	12/16	106-118	@New York	L	5-20		61	2/21	120-121	@St. Louis	L	15-46	
26	12/18	90-104	Boston	L	5-21	1227	62	2/22	112-129	Boston	L	15-47	3312
27	12/20	121-120*	@Syracuse	W	6-21		63	2/24	113-109	Syracuse (NY)	W	16-47	
28	12/25	92-100	St. Louis	L	6-22	3303	64	2/25	96-116	Min. (Detroit)	L	16-48	
29	12/26	91-131	@Detroit	L	6-23	7484	65	2/26	106-101	Det. (Louisville)	W	17-48	
30	12/28	120-116	Minneapolis	W	7-23	1512	66	2/28	124-122*	St. Louis	W	18-48	4191
31	12/29	112-124	@St. Louis	L	7-24		67	3/1	101-117	@Detroit	L	18-49	1200
32	12/30	104-119	St. Louis	L	7-25	7853	68	3/3	102-113	@St. Louis	L	18-50	
33	1/2	111-104	Detroit (Phi.)	W	8-25		69	3/4	128-122	Minneapolis	W	18-51	2607
34	1/4	108-111	Boston	L	8-26	2553	70	3/7	86-93	@Philadelphia	L	19-51	
35	1/6	95-109	Boston (Phi.)	L	8-27		71	3/8	131-141	@Boston	L	19-52	13,909
36	1/8	138-145	Syracuse	L	8-28	1547	72	3/10	96-102	Philadelphia	L	19-53	1172

## FINAL STATISTICS

PLAYER	G.	MIN.	FGM	FGA	PCT.	FTM	FTA	PCT.	REB.	AST.	PF	DQ	PTS.	AVG.
Jack Twyman	72	2713	710	1691	.420	437	558	.783	653	209	277	6	1857	25.8
Dave Piontek	72	1974	305	813	.375	156	227	.687	385	124	162	3	766	10.6
Wayne Embry	66	1590	272	702	.387	206	314	.656	597	96	232	9	750	11.4
Arlen Bockhorn	71	2251	294	771	.381	138	196	.704	460	206	215	6	726	10.2
Jim Palmer	67	1624	256	633	.404	178	246	.724	472	65	211	7	690	10.3
John McCarthy	47	1827	245	657	.373	116	174	.667	227	225	158	4	606	12.9
Archie Dees	68	1252	200	562	.356	159	204	.779	339	56	114	0	559	8.2
Med Park (Cin. only)	33	615	80	185	.432	60	80	.750	95	54	48	0	220	6.7
Jack Parr	66	1037	109	307	.355	44	73	.603	278	51	138	1	262	4.0
Larry Staverman	57	681	101	215	.470	45	59	.763	218	54	103	0	247	4.3
Sihugo Green* (Cin. only)	20	490	70	200	.350	40	65	.615	117	52	61	0	180	9.0
Vern Hutton* (Cin. only)	22	657	66	207	.319	34	51	.667	81	30	55	0	166	7.5
Phil Rollins (Cin. only)	21	440	54	144	.375	35	45	.778	87	58	30	0	143	6.8
Thomas Marshall	18	272	23	79	.291	18	29	.621	52	27	22	0	64	3.6
Royals	72	17038	2854	7340	.389	1713	2375	.721	4887	1369	1855	36	7161	103.1

\*Did not finish season with team

# 1959-60 CINCINNATI ROYALS



## 19-56 4TH - WESTERN DIVISION

**(ON LEFT)** Forward  
WAYNE EMBRY, former  
president and chief  
operating officer,  
team division of the  
Cavaliers, averaged  
10.6 ppg and 9.5 rpg  
with the Royals in  
1959-60.

**(ON RIGHT)** Center  
PHIL JORDON  
averaged 13.4 ppg and  
8.3 rpg in 75 games  
as a rookie with the  
Royals in 1959-60

G	DATE	SCORE	OPPONENT	W/L	REC.	ATT.
1	10/17	125-129	@Boston	L	0-1	3431
2	10/24	108-103	Detroit	W	1-1	2007
3	10/25	103-102	Minneapolis	W	2-1	2290
4	10/30	127-136	Syracuse	L	2-2	2005
5	10/31	102-109	@St. Louis	L	2-3	7626
6	11/1	109-124	Boston	L	2-4	2800
7	11/7	103-101	Syracuse (Rochester)	W	3-4	
8	11/8	106-134	@Philadelphia	L	3-5	3490
9	11/11	118-151	@Boston	L	3-6	6788
10	11/12	116-124	Philadelphia	L	3-7	3490
11	11/14	103-111	@Detroit	L	3-8	4414
12	11/15	128-134	Boston	L	3-9	2156
13	11/17	116-121	Syracuse (NY)	L	3-10	9265
14	11/18	93-110	Det. (Indianapolis)	L	3-11	3323
15	11/19	109-130	New York	L	3-12	1003
16	11/21	93-99*	Minneapolis	L	3-13	1628
17	11/22	106-100	St. Louis Hawks	W	4-13	1308
18	11/24	91-104	Detroit (NY)	L	4-14	7550
19	11/26	114-95	Minneapolis	W	5-14	2371
20	11/28	105-111	Syracuse	L	5-15	2043
21	12/2	135-118	NY (Syracuse)	W	6-15	2707
22	12/3	111-114	Boston (Phi.)	L	6-16	9000
23	12/6	104-118	St. Louis	L	6-17	1170
24	12/8	105-101	St. Louis (NY)	W	7-17	14,364
25	12/9	121-119	Detroit (Boston)	W	8-17	10,000
26	12/10	112-131	@Philadelphia	L	8-18	
27	12/12	107-97	@Minneapolis	W	9-18	1512
28	12/13	98-118	@St. Louis	L	9-19	
29	12/15	107-131	Phi. (New York)	L	9-20	12,572
30	12/16	105-114	Philadelphia	L	9-21	2386
31	12/19	113-131	Minneapolis	L	9-22	952
32	12/20	118-132	@New York	L	9-23	5428
33	12/22	119-127	NY (Detroit)	L	9-24	
34	12/25	121-103	Detroit	W	10-24	2185
35	12/27	111-122	Boston	L	10-25	2502
36	12/28	104-109	Phi. (St. Louis)	L	10-26	9326
37	12/30	127-131	Syracuse	L	10-27	741
38	1/1	128-115	Boston (Detroit)	W	11-27	

\* = OT

G	DATE	SCORE	OPPONENT	W/L	REC.	ATT.
39	1/2	118-126	New York	L	11-28	6349
40	1/3	112-114	@Detroit	L	11-29	4177
41	1/6	129-113	New York (Phil.)	W	12-29	6427
42	1/7	114-132	@Syracuse	L	12-30	3686
43	1/8	112-102	St. Louis	W	13-30	1774
44	1/9	91-121	@Minneapolis	L	13-31	
45	1/10	106-112	Minneapolis	L	13-32	1420
46	1/12	123-141	New York	L	13-33	1007
47	1/15	122-118	Minneapolis	W	14-33	1679
48	1/16	106-132	@New York	L	14-34	
49	1/17	110-115	@Detroit	L	14-35	4619
50	1/20	108-119	St. Louis	L	14-36	1273
51	1/23	100-108	@St. Louis	L	14-37	8725
52	1/24	95-104	Philadelphia	L	14-38	4178
53	1/27	112-116	Min. (Detroit)	L	14-39	5217
54	1/29	113-128	New York (Phi.)	L	14-40	12,559
55	1/30	107-129	Boston (Prov.)	L	14-41	4229
56	2/2	107-109	@Philadelphia	L	14-42	
57	2/3	105-117	@Detroit	L	14-43	
58	2/4	102-121	Detroit	L	14-44	1022
59	2/7	112-135	@Syracuse	L	14-45	
60	2/9	111-117	Syracuse (Detroit)	L	14-46	6500
61	2/10	110-120	St. Louis	L	14-47	1192
62	2/11	111-108	@Minneapolis	W	15-47	
63	2/12	133-101	Det. (Dayton, OH)	W	16-47	2939
64	2/14	105-107	@St. Louis	L	16-48	10,316
65	2/16	112-117	Philadelphia	L	16-49	2156
66	2/20	110-107	Detroit	W	17-49	2292
67	2/21	108-115	Boston	L	17-50	2647
68	2/23	135-133	Syracuse	W	18-50	1377
69	2/24	124-122	St. Louis (Det.)	W	19-50	
70	2/25	95-105	Min. (Prov., RI)	L	19-51	
71	2/28	105-122	@St. Louis	L	19-52	6634
72	3/1	106-108	Detroit (St. Louis)	L	19-53	
73	3/3	114-117	Min. (Phi.)	L	19-54	
74	3/6	105-114	@Minneapolis	L	19-55	
75	3/9	116-123	St. Louis	L	19-56	579

## FINAL STATISTICS

PLAYER	G.	MIN.	FGM	FGA	PCT.	FTM	FTA	PCT.	REB.	AST.	PF	DQ	PTS.	AVG.
Jack Twyman	75	3023	870	2063	.422	598	762	.785	664	260	275	10	2338	31.2
Phil Jordon	75	2066	381	970	.393	242	338	.716	624	207	227	7	1004	13.4
Arlen Bockhorn	75	2103	323	812	.398	145	194	.747	382	256	249	8	791	10.5
Wayne Embry	73	1594	303	690	.439	167	325	.514	692	83	226	1	773	10.6
Win Wilfong	72	1992	283	764	.370	161	207	.778	352	265	229	1	727	10.1
Hub Reed (Cin. only)	69	1803	269	598	.450	134	184	.728	612	69	228	6	672	9.7
Med Park	74	1849	226	582	.388	189	260	.727	301	214	186	2	641	8.7
Dave Piontek* (Cin. only)	52	1111	217	531	.409	84	122	.688	341	84	143	2	518	10.0
Phil Rollins	72	1235	158	386	.409	77	127	.606	180	233	150	1	393	5.5
Larry Staverman	49	479	70	149	.470	47	64	.734	180	36	98	0	187	3.8
Jim Palmer* (Cin. only)	20	400	71	155	.458	39	55	.709	111	17	65	1	181	9.1
Dave Gambee (Cin. only)	19	211	36	93	.387	23	35	.657	74	9	21	0	95	5.0
Wayne Stevens	8	49	3	19	.158	7	10	.700	16	4	4	0	13	1.6
Royals	75	18377	3210	7786	.412	1913	2672	.716	5251	1747	2097	38	8333	111.1

\*Did not finish season with team



# 1960-61 CINCINNATI ROYALS



## 33-46 4TH - WESTERN DIVISION

### Front row — from left

to right, Hub Reed,  
Bob Boozer, Phil  
Jordon, Wayne Embry,  
Larry Staverman.

### Back row — from left

to right, Phil Rollins,  
Oscar Robertson, Jack  
Twyman, Ralph Davis,  
Arlen Bockhorn, Win  
Wilfong, Head Coach  
Charley Wolf.

G	DATE	SCORE	OPPONENT	W/L	REC.	ATT.	G	DATE	SCORE	OPPONENT	W/L	REC.	ATT.
1	10/19	140-123	LA Lakers	W	1-0	8176	41	12/30	136-130	Phi. (Hershey, PA)	W	18-23	5788
2	10/20	113-105	@New York	W	2-0	7148	42	1/1	114-112	St. Louis	W	19-23	10,289
3	10/22	119-117	New York	W	3-0	2392	43	1/2	126-125	Syracuse (Utica, NY)	W	20-23	3442
4	10/23	114-103	St. Louis	W	4-0	8609	44	1/4	134-126	@Syracuse	W	21-23	1642
5	10/26	117-131	@Detroit	L	4-1	6926	45	1/5	107-125	Boston	L	21-24	9461
6	10/27	143-140*	Syracuse	W	5-1	5987	46	1/10	110-119	@St. Louis	L	21-25	
7	10/29	97-113	@St. Louis	L	5-2	12,862	47	1/11	122-126	@Detroit	L	21-26	5437
8	11/1	113-131	Philadelphia	L	5-3	10,077	48	1/12	112-124	Det. (Fort Wayne)	L	21-27	6216
9	11/5	113-104	@Boston	W	6-3	13,258	49	1/14	114-123	@LA Lakers	L	21-28	4457
10	11/8	120-136	Boston	L	6-4	9202	50	1/15	109-105	@LA Lakers	W	22-28	6690
11	11/11	110-128	Boston (NY)	L	6-5	18,499	51	1/18	128-144	Det. (Dayton, OH)	L	22-29	
12	11/12	112-116	@Detroit	L	6-6		52	1/19	122-129	New York	L	22-30	2841
13	11/13	113-125	Detroit	L	6-7	5117	53	1/21	106-130	Det. (St. Louis)	L	22-31	12,344
14	11/15	124-115	Philadelphia	W	7-7	5279	54	1/22	115-108	St. Louis	W	23-31	4292
15	11/16	87-124	@Syracuse	L	7-8		55	1/24	104-106	Detroit	L	23-32	3380
16	11/18	129-128*	St. Louis	W	8-8	7363	56	1/25	125-138	@Detroit	L	23-33	5323
17	11/19	120-121	@St. Louis	L	8-9		57	1/27	126-138	Syracuse	L	23-34	5177
18	11/20	103-120	Boston	L	8-10	8897	58	1/28	116-136	@St. Louis	L	23-35	7818
19	11/22	118-133	LA Lakers (NY)	L	8-11	15,126	59	1/30	116-88	Boston	W	24-35	6630
20	11/23	122-118	LA Lakers	W	9-11	7191	60	2/2	118-133	@Philadelphia	L	24-36	6684
21	11/24	100-108	LA Lakers (St. Louis)	L	9-12	9328	61	2/3	135-136	Phi. (Boston)	L	24-37	9200
22	11/26	108-138	@Philadelphia	L	9-13	9072	62	2/5	115-129	@Syracuse	L	24-38	1813
23	11/27	118-122*	New York	L	9-14	4843	63	2/6	101-110	LA Lakers (MD)	L	24-39	12,500
24	11/29	105-129	Syracuse (St. Louis)	L	9-15	9228	64	2/9	119-115	New York (Phi.)	W	25-39	3139
25	12/1	126-137	Syracuse	L	9-16		65	2/11	122-123	@St. Louis	L	25-40	7181
26	12/4	115-116	Det. (Indianapolis)	L	9-17	3052	66	2/12	105-104	@New York	W	26-40	10,469
27	12/6	117-112	@New York	W	10-17	14,847	67	2/13	104-100	LA Lakers (OH)	W	27-40	5808
28	12/7	114-112	LA Lakers	W	11-17		68	2/16	133-107	St. Louis	W	28-40	8184
29	12/8	118-115	Boston (Phi.)	W	12-17	5201	69	2/19	112-106	LA Lakers	W	29-40	8576
30	12/9	123-146	@Boston	L	12-18	6172	70	2/21	114-126	@St. Louis	L	29-41	6713
31	12/13	105-107	Syracuse (NY)	L	12-19	8122	71	2/22	131-132	Phi. (Detroit)	L	29-42	5715
32	12/14	121-114	New York	W	13-19	2769	72	2/25	120-129	Philadelphia	L	29-43	5406
33	12/16	130-116	LA Lakers	W	14-19	4919	73	2/26	122-148	St. Louis	L	29-44	7692
34	12/18	112-128	Philadelphia	L	14-20	7317	74	2/28	131-105	St. Louis (NY)	W	30-44	13,563
35	12/20	112-115	Boston (NY)	L	14-21	10,137	75	3/1	137-122	Detroit	W	31-44	5871
36	12/25	126-119	Detroit	W	15-21	5103	76	3/5	124-118	@New York	W	32-44	7963
37	12/26	132-137	@Detroit	L	15-22	6347	77	3/7	121-124	Boston (Prov.)	L	32-45	4430
38	12/27	129-124	Syracuse	W	16-22		78	3/11	108-105	@LA Lakers	W	33-45	4737
39	12/28	114-104	NY (Syracuse)	W	17-22		79	3/12	122-123	@LA Lakers	L	33-46	5645
40	12/29	124-128	@Philadelphia	L	17-23								

\* = OT

## FINAL STATISTICS

PLAYER	G.	MIN.	FGM	FGA	PCT.	FTM	FTA	PCT.	REB.	AST.	PF	DQ	PTS.	AVG.
Oscar Robertson	71	3032	756	1600	.473	653	794	.822	716	690	219	3	2165	30.5
Jack Twyman	79	2920	796	1632	.488	405	554	.731	672	225	279	5	1997	25.3
Wayne Embry	79	2233	458	1015	.451	221	331	.668	864	127	286	7	1137	14.4
Arlen Bockhorn	79	2669	420	1059	.397	152	208	.731	434	338	282	9	992	12.6
Phil Jordan* (Cin. only)	48	1140	202	511	.395	117	160	.731	424	107	150	3	521	10.9
Bob Boozer	79	1573	250	603	.415	166	247	.672	488	109	193	1	666	8.4
Mike Farmer (Cin. only)	57	1295	180	460	.391	69	94	.734	378	81	128	1	429	7.5
Hub Reed	75	1216	156	364	.429	85	122	.697	367	69	199	7	397	5.3
Ralph Davis	73	1210	181	451	.401	34	52	.654	86	177	127	1	396	5.4
Larry Staverman	66	944	111	249	.446	79	93	.849	287	86	164	4	301	4.6
Win Wilfong	62	717	106	305	.348	72	89	.809	147	87	119	1	284	4.6
Phil Rollins (Cin. only)	14	86	10	32	.313	5	7	.714	9	11	13	0	25	1.8
Royals	79	18921	3626	8281	.438	2060	2761	.746	5581	2107	2159	40	9312	117.9

\*Did not finish the season with team

# 1961-62 CINCINNATI ROYALS



1957-1972



## 43-37 2ND - WESTERN DIVISION

Royals 1961-62  
starters.

Front row — from  
left to right, Oscar  
Robertson, Arlen  
Bockhorn. Back row —  
from left to right, Jack  
Twyman, Wayne Embry,  
Bob Boozer.

G	DATE	SCORE	OPPONENT	W/L	REC.	ATT.	G	DATE	SCORE	OPPONENT	W/L	REC.	ATT.
1	10/21	138-129	@St. Louis	W	1-0	8674	41	1/5	103-124	Boston	L	21-20	6169
2	10/24	122-124	LA Lakers (NY)	L	1-1	9127	42	1/7	123-113	Chi. (Louisville)	W	22-20	2146
3	10/26	117-120	@New York	L	1-2	7168	43	1/9	113-106	Chi. (Indianapolis)	W	23-20	4815
4	10/29	139-132	Syracuse	W	2-2	6136	44	1/11	145-128	Philadelphia	W	24-20	3723
5	10/31	127-131	NY (St. Louis)	L	2-3	5636	45	1/12	125-141	@Boston	L	24-21	10,223
6	11/1	115-120	@LA Lakers	L	2-4	3385	46	1/13	119-112	@Detroit	W	25-21	4084
7	11/3	132-114	@LA Lakers	W	3-4	6223	47	1/14	119-114	St. Louis	W	26-21	5606
8	11/7	123-98	New York	W	4-4	4460	48	1/18	151-133	@Philadelphia	W	27-21	3176
9	11/10	122-117	Chicago	W	5-4	4751	49	1/20	125-124	LA Lakers	W	28-21	7373
10	11/11	117-107	@Chicago	W	6-4	3621	50	1/22	115-106	Det. (Dayton, OH)	W	29-21	2654
11	11/12	136-126	St. Louis	W	7-4	6025	51	1/24	123-136	@LA Lakers	W	29-22	7275
12	11/14	119-115	Syracuse (NY)	W	8-4	9367	52	1/26	112-116	@LA Lakers	L	29-23	12,962
13	11/15	133-145	@Philadelphia	L	8-5	4011	53	1/28	139-131	Syracuse	W	30-23	5061
14	11/16	121-127	Boston	L	8-6	5671	54	1/30	131-121	@St. Louis	W	31-23	5380
15	11/18	133-136	@St. Louis	L	8-7	8328	55	2/1	109-130	@Philadelphia	L	31-24	4211
16	11/19	128-112	Detroit (Chicago)	W	9-7	6492	56	2/2	124-143	@Boston	L	31-25	8789
17	11/21	118-125	Philadelphia	L	9-8	5141	57	2/3	110-121	@New York	L	31-26	6747
18	11/23	99-117	Syracuse (Rochester)	L	9-9	3790	58	2/5	128-134*	LA Lakers (WV)	L	31-27	6800
19	11/24	127-125	@Syracuse	W	10-9	3036	59	2/6	118-119	Detroit	L	31-28	2528
20	11/26	117-102	LA Lakers	W	11-9	6276	60	2/7	107-113	@Detroit	L	31-29	4981
21	11/28	131-117	@New York	W	12-9	9837	61	2/8	113-109*	LA Lakers (OH)	W	32-29	5561
22	11/29	122-136	Syracuse	L	12-10	3156	62	2/10	134-118	St. Louis	W	33-29	5238
23	11/30	133-130	Boston (Prov.)	W	13-10	3408	63	2/11	109-129	@St. Louis	L	33-30	7315
24	12/3	96-119	Boston	L	13-11	7653	64	2/13	152-132	Philadelphia	W	34-30	7909
25	12/6	102-103	Boston (Phi.)	L	13-12		65	2/14	121-125	Chicago (Detroit)	L	34-31	5109
26	12/8	128-123	St. Louis	W	14-12	3709	66	2/16	132-136	@Philadelphia	L	34-32	6437
27	12/10	134-94	New York	W	15-12	3676	67	2/17	113-123	Detroit	L	34-33	4835
28	12/11	133-117	Chicago (Dayton)	W	16-12	3013	68	2/18	138-121	Chi. (Syracuse)	W	35-33	4503
29	12/13	136-126	@Syracuse	W	17-12	1777	69	2/20	129-109	St. Louis	W	36-33	3189
30	12/14	103-107	Detroit	L	17-13	3067	70	2/21	153-125	@Chicago	W	37-33	2891
31	12/16	121-110	@Detroit	W	18-13	5672	71	2/23	134-120	@Detroit	W	38-33	5171
32	12/19	110-117	Philadelphia	L	18-14	4080	72	2/24	118-114	LA Lakers	W	39-33	2234
33	12/23	125-134	Detroit (St. Louis)	L	18-15	8348	73	2/25	108-105	Chicago	W	40-33	3686
34	12/25	127-141	LA Lakers	L	18-16	6447	74	2/28	123-129*	Boston	L	40-34	5133
35	12/26	129-118	@St. Louis	W	19-16	6198	75	3/1	108-137	@Syracuse	L	40-35	1770
36	12/27	142-117	St. Louis	W	20-16	4780	76	3/2	120-112	Det. (Fort Wayne)	W	41-35	5409
37	12/29	116-131	Detroit	L	20-17	3654	77	3/3	126-119	@Chicago	W	42-35	3000
38	12/30	119-123	New York (Phi.)	L	20-18	9537	78	3/10	110-116	@St. Louis	L	42-36	8456
39	1/1	106-110	Syracuse	L	20-19	2596	79	3/13	111-120	@LA Lakers	L	42-37	4756
40	1/3	122-111	New York (Det.)	W	21-19	5043	80	3/14	136-134	New York	W	43-37	3058

\* = OT

### 1961-62 PLAYOFFS

#### Semifinals (1-3)

March 16	Cincinnati	122	@	Detroit	123	March 18	Cincinnati	107	@	Detroit	118
March 17	Cincinnati	129	vs.	Detroit	107	March 20	Cincinnati	111	vs.	Detroit	112

### FINAL STATISTICS

PLAYER	G.	MIN.	FGM	FGA	PCT.	FTM	FTA	PCT.	REB.	AST.	PF	DQ	PTS.	AVG.
Oscar Robertson	79	3503	866	1810	.478	700	872	.803	985	899	258	1	2432	30.8
Jack Twyman	80	2991	739	1542	.479	353	435	.811	638	215	323	5	1831	22.9
Wayne Embry	75	2623	564	1210	.466	356	516	.690	977	182	286	6	1484	19.8
Arlen Bockhorn	80	3062	531	1234	.430	198	251	.789	376	366	280	5	1260	15.8
Bob Boozer	79	2488	410	936	.438	263	372	.707	804	130	275	3	1083	13.7
Adrian Smith	80	1462	202	499	.405	172	222	.775	151	167	101	0	576	7.2
Hub Reed	80	1446	203	460	.441	60	82	.732	440	53	262	9	466	5.8
Joe Buckhalter	63	728	153	334	.458	67	108	.620	262	43	123	1	373	5.9
Robert Nordmann	58	344	51	126	.405	29	57	.509	128	18	81	1	131	2.3
Bob Wieseahn	60	326	51	161	.317	17	30	.567	112	23	50	0	119	2.0
Dave Zeller	61	278	36	102	.353	18	24	.750	27	58	37	0	90	1.5
Royals	80	19281	3806	8414	.452	2233	2969	.752	5665	2154	2081	31	9845	123.1

# 1962-63 CINCINNATI ROYALS



## 42-38 3RD - EASTERN DIVISION

**(ON LEFT)** Guard  
**OSCAR ROBERTSON**  
earned first-team  
All-NBA honors for the  
third straight season  
in 1962-63, averaging  
28.3 ppg, 10.4 rpg, and  
9.5 apg.

**(ON RIGHT)** Forward  
**TOM HAWKINS**  
averaged 9.4 ppg and  
6.9 rpg in his first  
season with the Royals  
(1962-63) after being  
acquired in a trade  
from the LA Lakers.

G	DATE	SCORE	OPPONENT	W/L	REC.	ATT.
1	10/20	109-113	@Chicago	L	0-1	6780
2	10/23	116-115	LA Lakers	W	1-1	3461
3	10/24	114-121	@St. Louis	L	1-2	4479
4	10/26	118-102	St. Louis	W	2-2	3543
5	10/28	131-130*	San Francisco	W	3-2	3852
6	11/3	111-130	@Syracuse	L	3-3	4524
7	11/7	105-106	Boston	L	3-4	5210
8	11/8	114-116	@Detroit	L	3-5	6533
9	11/9	122-119	@New York	W	4-5	10,897
10	11/10	135-124	Detroit	W	5-5	5307
11	11/12	126-137	Boston	L	5-6	6446
12	11/13	127-109	Detroit (NY)	W	6-6	8249
13	11/14	125-120	Syracuse	W	7-6	3146
14	11/16	120-111	St. Louis	W	8-6	4028
15	11/18	132-120	San Francisco	W	9-6	6701
16	11/21	143-139	@San Francisco	W	10-6	3764
17	11/22	110-134	@LA Lakers	L	10-7	8302
18	11/24	123-129	@LA Lakers	L	10-8	10,092
19	11/25	128-115	@San Francisco	W	11-8	2419
20	11/27	139-129	@New York	W	12-8	8793
21	11/30	130-117	Syracuse	W	13-8	4876
22	12/1	131-121	@Chicago	W	14-8	4870
23	12/2	127-128*	Boston	L	14-9	8719
24	12/6	96-99	New York	L	14-10	2527
25	12/8	128-131*	LA Lakers	L	14-11	4850
26	12/11	121-124	LA Lakers (NY)	L	14-12	15,237
27	12/12	102-105	Chicago (Boston)	L	14-13	4891
28	12/13	142-123	Chi. (Indianapolis)	W	15-13	5478
29	12/15	124-120	@Boston	W	16-13	5066
30	12/18	102-103	@New York	L	16-14	7421
31	12/19	129-120	Syracuse	W	17-14	2360
32	12/21	129-116	Chicago	W	18-14	2886
33	12/25	131-120	Detroit	W	19-14	3304
34	12/28	113-121	Boston	L	19-15	9337
35	12/29	104-108	@Chicago	L	19-16	4432
36	1/1	112-106*	New York	W	20-16	1559
37	1/2	118-138	@Detroit	L	20-17	1221
38	1/4	130-129	San Francisco	W	21-17	4543
39	1/5	117-136	Syracuse (Utica, NY)	L	21-18	4200
40	1/6	119-120*	LA Lakers	L	21-19	4252

\* = OT

G	DATE	SCORE	OPPONENT	W/L	REC.	ATT.
41	1/8	116-119	Syracuse (OH)	L	21-20	3418
42	1/9	116-112	@Syracuse	W	22-20	3142
43	1/10	130-121	Boston	W	23-20	3802
44	1/12	109-115	@St. Louis	L	23-21	8131
45	1/13	104-105	St. Louis	L	23-22	3507
46	1/18	114-122	@Boston	L	23-23	5192
47	1/19	114-108	New York	W	24-23	10,011
48	1/20	93-113	@Chicago	L	24-24	3016
49	1/23	138-133	Boston	W	25-24	2411
50	1/25	114-112	@New York	W	26-24	13,076
51	1/26	142-116	Chicago	W	27-24	2304
52	1/27	143-126	Chicago (OH)	W	28-24	4183
53	1/31	125-128	Boston (MD)	L	28-25	13,210
54	2/1	126-133	San Fran. (Bos.)	L	28-26	12,413
55	2/2	113-117	Syracuse (Rochester)	L	28-27	3224
56	2/3	125-115	@Syracuse	W	29-27	3956
57	2/5	96-106	Boston	L	29-28	6112
58	2/7	134-129	San Francisco	W	30-28	3304
59	2/8	116-112	@St. Louis	W	31-28	8117
60	2/10	124-107	LA Lakers	W	32-28	4510
61	2/13	124-122	Syracuse (Ind.)	W	33-28	5100
62	2/15	96-99	St. Louis	L	33-29	4202
63	2/16	110-99	@Detroit	W	34-29	4101
64	2/17	109-98	@New York	W	35-29	8349
65	2/19	126-129	@Boston	L	35-30	12,000
66	2/20	109-128	@Syracuse	L	35-31	3208
67	2/21	115-96	New York	W	36-31	2129
68	2/23	102-105	Detroit	L	36-32	4037
69	2/24	110-119	Det. (Baltimore)	L	36-33	2500
70	2/26	107-114	@St. Louis	L	36-34	5821
71	2/27	119-107	New York	W	37-34	2072
72	3/1	125-132	@San Francisco	L	37-35	3721
73	3/3	122-123	@San Francisco	L	37-36	4425
74	3/4	114-111	@LA Lakers	W	38-36	4427
75	3/6	97-106	@LA Lakers	L	38-37	8803
76	3/10	117-149	@Boston	L	38-38	10,069
77	3/12	110-96	@New York	W	39-38	4167
78	3/13	128-114	Syracuse	W	40-38	2338
79	3/16	126-117	@Chicago	W	41-38	3400
80	3/17	116-109	New York	W	42-38	2539

## 1962-63 PLAYOFFS

Semifinals - Cincinnati defeats Syracuse, 3-2					
March 19	Cincinnati	120	@ Syracuse	123	
March 21	Cincinnati	133	vs. Syracuse	115	
March 23	Cincinnati	117	@ Syracuse	121	
March 24	Cincinnati	125	vs. Syracuse	118	
March 26	Cincinnati	131	@ Syracuse	127 (OT)	

Division Finals - Cincinnati falls to Boston, 3-4					
March 28	Cincinnati	135	@ Boston	132	
March 29	Cincinnati	102	vs. Boston	125	
March 31	Cincinnati	121	@ Boston	116	
April 3	Cincinnati	110	vs. Boston	128	
April 6	Cincinnati	120	@ Boston	125	
April 7	Cincinnati	109	vs. Boston	99	
April 10	Cincinnati	131	@ Boston	142	

## FINAL STATISTICS

PLAYER	G.	MIN.	FGM	FGA	PCT.	FTM	FTA	PCT.	REB.	AST.	PF	DQ	PTS.	AVG.
Oscar Robertson	80	3521	825	1593	.518	614	758	.810	835	758	293	1	2264	28.3
Jack Twyman	80	2623	641	1325	.480	304	375	.811	598	214	286	7	1586	19.8
Wayne Embry	76	2511	534	1165	.458	343	514	.667	936	177	286	7	1411	18.6
Bob Boozer	79	2488	440	992	.444	252	353	.714	878	102	299	8	1132	14.3
Arten Bockhorn	80	2612	375	954	.393	183	242	.756	322	261	260	6	933	11.7
Tom Hawkins	79	1721	299	635	.471	147	241	.610	543	100	197	2	745	9.4
Adrian Smith	79	1522	241	544	.443	223	275	.811	174	141	157	1	705	8.9
Hub Reed	80	1299	199	427	.466	74	98	.755	398	83	261	7	472	5.9
Dave Piontek	48	457	60	158	.380	10	16	.625	96	26	67	0	130	2.7
Enoch Olsen	52	373	43	133	.323	27	39	.692	105	42	78	0	113	2.2
Daniel Tieman	29	176	15	57	.263	4	10	.400	22	27	18	0	34	1.2
Joe Buckhalter	2	12	0	5	.000	2	2	1.000	3	0	1	0	2	1.0
Royals	80	19118	3672	7998	.459	2183	2923	.747	5561	1931	2203	39	9527	119.0



# 1963-64 CINCINNATI ROYALS



**(ON LEFT)** The Royals' Dynamic Duo of OSCAR ROBERTSON & JERRY LUCAS combined to average 49.1 ppg, 27.3 rpg, and 13.6 apg in their first season together ('63-64).

**(ON RIGHT)** Guard ADRIAN SMITH was a Royals fan-favorite, averaging 9.4 ppg, 2.2 rpg, and 2.2 apg in his third season with the Royals (1963-64).

G	DATE	SCORE	OPPONENT	W/L	REC.	ATT.
1	10/16	112-93	@St. Louis	W	1-0	8816
2	10/17	92-93	Boston	L	1-1	10,012
3	10/19	121-97	New York	W	2-1	6417
4	10/22	103-97	San Francisco	W	3-1	7784
5	10/25	109-122	LA Lakers	L	3-2	8970
6	10/26	99-102	@San Francisco	L	3-3	5106
7	10/29	108-101	@San Francisco	W	4-3	3106
8	10/30	115-107	@LA Lakers	W	5-3	14,533
9	11/1	112-122	@LA Lakers	L	5-4	11,469
10	11/3	95-93	Phi. (Dayton, OH)	W	6-4	5174
11	11/6	121-139	@Boston	L	6-5	8904
12	11/8	116-115	Boston	W	7-5	9195
13	11/9	118-109	Detroit	W	8-5	7367
14	11/13	92-98	San Francisco	L	8-6	5480
15	11/16	114-122	@New York	L	8-7	10,139
16	11/17	110-109	Baltimore	W	9-7	4967
17	11/19	127-102	Detroit (New York)	W	10-7	12,339
18	11/20	118-124	@Detroit	L	10-8	3682
19	11/23	121-133	@St. Louis	L	10-9	9122
20	11/24	122-113	St. Louis	W	11-9	5650
21	11/26	123-112	San Fran. (NY)	W	12-9	14,595
22	11/27	122-119	@Baltimore	W	13-9	3461
23	11/28	125-110	@Philadelphia	W	14-9	4567
24	11/29	135-110	New York	W	15-9	6308
25	12/1	109-114	LA Lakers	L	15-10	8346
26	12/5	118-108	Boston	W	16-10	7205
27	12/6	107-112	@Boston	L	16-11	9531
28	12/7	116-105	@New York	W	17-11	8247
29	12/8	116-126	Philadelphia	L	17-12	4255
30	12/11	127-107	@Detroit	W	18-12	3902
31	12/12	112-102	New York	W	19-12	2419
32	12/14	108-105	@Boston	W	20-12	8061
33	12/20	103-96	Baltimore	W	21-12	3013
34	12/21	106-108	@Baltimore	L	21-13	4085
35	12/25	113-107	St. Louis	W	22-13	5926
36	12/27	91-87	Boston	W	23-13	14,141
37	12/29	105-99	New York	W	24-13	6421
38	1/2	112-111	Det. (Dayton, OH)	W	25-13	3214
39	1/3	110-132	@Philadelphia	L	25-14	5650
40	1/4	125-116	@New York	W	26-14	9137

\* = OT

G	DATE	SCORE	OPPONENT	W/L	REC.	ATT.
41	1/5	111-106	Baltimore	W	27-14	5244
42	1/7	130-110	Phi. (OH)	W	28-14	6963
43	1/8	126-110	Phi. (Syracuse)	W	29-14	5384
44	1/10	92-109	@Boston	L	29-15	12,870
45	1/12	120-88	Detroit	W	30-15	1350
46	1/16	108-95	LA Lakers	W	31-15	7283
47	1/18	120-121	St. Louis	L	31-16	7505
48	1/19	109-114	@St. Louis	L	31-17	6618
49	1/21	139-124	@New York	W	32-17	10,563
50	1/22	109-92	Boston	W	33-17	10,722
51	1/24	111-139	@Philadelphia	L	33-18	3190
52	1/25	99-115	@Baltimore	L	33-19	7893
53	1/30	133-110	NY (Detroit)	W	34-19	8649
54	1/31	118-106	Baltimore (OH)	W	35-19	5808
55	2/2	119-117*	@Boston	W	36-19	8265
56	2/4	118-100	LA Lakers	W	37-19	6251
57	2/7	126-114	Philadelphia	W	38-19	6205
58	2/8	109-105	@Baltimore	W	39-19	10,258
59	2/9	135-107	Detroit	W	40-19	5161
60	2/12	147-121	Det. (Lima, OH)	W	41-19	3507
61	2/14	126-114	New York	W	42-19	6705
62	2/15	130-124	@New York	W	43-19	10,839
63	2/16	114-97	Philadelphia	W	44-19	7160
64	2/17	129-113	San Fran. (Cle.)	W	45-19	11,995
65	2/19	101-108	San Francisco	L	45-20	8568
66	2/21	101-93	@San Francisco	W	46-20	5421
67	2/22	107-105	@LA Lakers	W	47-20	14,924
68	2/25	108-117	@San Francisco	L	47-21	4041
69	2/26	97-103	@LA Lakers	L	47-22	12,395
70	2/28	134-132	Phi. (Scranton, PA)	W	48-22	4022
71	2/29	117-114	@Philadelphia	W	49-22	2166
72	3/1	122-111	@Baltimore	W	50-22	8829
73	3/3	117-108	@New York	W	51-22	4253
74	3/4	108-112	@Boston	L	51-23	13,909
75	3/5	111-101	Boston	W	52-23	11,855
76	3/7	104-101	Baltimore	W	53-23	8008
77	3/10	103-114	@Detroit	L	53-24	2116
78	3/12	128-111	Philadelphia	W	54-24	4630
79	3/14	110-118	@St. Louis	L	54-25	10,650
80	3/15	124-101	St. Louis	W	55-25	7359

## 1963-64 PLAYOFFS

### Semifinals - Cincinnati defeats Philadelphia, 3-2

March 22	Cincinnati	127	vs.	Philadelphia	102
March 24	Cincinnati	114	@	Philadelphia	122
March 25	Cincinnati	101	vs.	Philadelphia	89
March 28	Cincinnati	120	@	Philadelphia	129
March 29	Cincinnati	130	vs.	Philadelphia	124

### Division Finals - Cincinnati falls to Boston, 1-4

March 31	Cincinnati	87	@	Boston	103
April 2	Cincinnati	90	@	Boston	101
April 5	Cincinnati	92	vs.	Boston	102
April 7	Cincinnati	102	vs.	Boston	93
April 9	Cincinnati	95	@	Boston	109

## FINAL STATISTICS

PLAYER	G.	MIN.	FGM	FGA	PCT.	FTM	FTA	PCT.	REB.	AST.	PF	DQ	PTS.	AVG.
Oscar Robertson	79	3559	840	1740	.483	800	938	.853	783	868	280	3	2480	31.4
Jerry Lucas	79	3273	545	1035	.527	310	398	.779	1375	204	300	6	1400	17.7
Wayne Embry	80	2915	556	1213	.458	271	417	.650	925	113	325	7	1383	17.3
Jack Twyman	68	1996	447	993	.450	189	228	.829	364	137	267	7	1083	15.9
Tom Hawkins	73	1770	256	580	.441	113	188	.601	435	74	198	4	625	8.6
Adrian Smith	66	1524	234	576	.406	154	197	.782	147	145	164	1	622	9.4
Arlen Bockhorn	70	1670	242	587	.412	96	126	.762	205	173	227	4	580	8.3
Bob Boozer* (Cin. only)	32	727	139	334	.416	74	119	.662	178	33	83	0	352	11.0
Enoch Olsen	49	513	85	210	.405	32	57	.561	149	29	78	0	202	4.1
Jay Arnette	48	501	71	196	.362	42	54	.778	54	71	105	2	184	3.8
Larry Staverman (Cin. only)	33	280	48	118	.407	39	53	.736	94	18	61	1	135	4.0
Tom Thacker	48	457	53	181	.293	26	53	.491	115	51	51	0	132	2.8
Royals	80	19579	3516	7761	.453	2146	2828	.759	5400	1916	2139	35	9180	114.7

\*Did not finish season with team



# 1964-65 CINCINNATI ROYALS



1957-1972



## 48-32 2ND - EASTERN DIVISION

(ON LEFT) Forward  
JERRY LUCAS earned  
first-team All-NBA  
honors after averaging  
21.4 ppg and 20.0  
rpg (4th in NBA) in  
1964-65.

(ON RIGHT) Forward  
HAROLD "HAPPY"  
HAIRSTON averaged  
6.1 ppg and 4.8 rpg in  
1964-65 in his first of  
four seasons with the  
Royals.

G	DATE	SCORE	OPPONENT	W/L	REC.	ATT.	G	DATE	SCORE	OPPONENT	W/L	REC.	ATT.
1	10/17	91-94	@St. Louis	L	0-1	10,120	41	1/9	128-119	@Baltimore	W	28-13	6516
2	10/18	117-108	San Francisco	W	1-1	4550	42	1/10	140-114	Detroit	W	29-13	3521
3	10/20	121-113	LA Lakers	W	2-1	4275	43	1/15	124-106	LA Lakers	W	30-13	4742
4	10/25	109-107	Philadelphia	W	3-1	5973	44	1/17	98-101	@Boston	L	30-14	7163
5	10/30	119-118	St. Louis	W	4-1	4437	45	1/19	103-99	St. Louis	W	31-14	4600
6	10/31	93-122	@Boston	L	4-2	10,341	46	1/20	102-90	@Detroit	W	32-14	3513
7	11/1	114-101	Detroit	W	5-2	3142	47	1/23	102-105	Detroit	L	32-15	4817
8	11/6	106-111	Baltimore	L	5-3	3788	48	1/24	124-103	San Francisco	W	33-15	6497
9	11/7	103-105	@Philadelphia	L	5-4	2433	49	1/26	115-107	@San Francisco	W	34-15	2739
10	11/8	103-106	Boston	L	5-5	5840	50	1/27	112-119	@LA Lakers	L	34-16	10,294
11	11/11	118-116	@St. Louis	W	6-5	5690	51	1/28	90-105	@San Francisco	L	34-17	3335
12	11/13	123-106	St. Louis	W	7-5	4679	52	1/29	133-137**	@LA Lakers	L	34-18	13,800
13	11/14	111-110	@New York	W	8-5	9255	53	1/31	122-127	@Philadelphia	L	34-19	9886
14	11/15	106-122	San Francisco	L	8-6	4710	54	2/3	130-99	LA Lakers	W	35-19	3341
15	11/17	114-108	@San Francisco	W	9-6	3872	55	2/5	113-114	@Boston	L	35-20	7858
16	11/18	92-90	@LA Lakers	W	10-6	14,829	56	2/6	122-127	Phi. (Syracuse)	L	35-21	7395
17	11/20	121-131	@LA Lakers	L	10-7	13,180	57	2/9	134-121	Boston	W	36-21	7532
18	11/21	111-104	@San Francisco	W	11-7	4091	58	2/10	112-115*	NY (Detroit)	L	36-22	6793
19	11/25	116-125	@Baltimore	L	11-8	4816	59	2/11	130-109	Det. (Fort Wayne)	W	37-22	4210
20	11/27	133-112	Philadelphia	W	12-8	7009	60	2/13	108-106	Philadelphia	W	38-22	9328
21	11/28	98-129	@Boston	L	12-9	10,169	61	2/14	99-92	@St. Louis	W	39-22	8185
22	11/29	105-95	New York	W	13-9	3840	62	2/16	111-103	St. Louis	W	40-22	6377
23	12/1	129-107	Det. (Indianapolis)	W	14-9	6590	63	2/17	114-125	@Baltimore	L	40-23	2953
24	12/2	115-125	@Detroit	L	14-10	2942	64	2/21	104-109	@New York	L	40-24	9204
25	12/4	104-90	LA Lakers	W	15-10	4548	65	2/23	127-131	Baltimore (NY)	L	40-25	12,261
26	12/6	124-113	Baltimore (OH)	W	16-10	4261	66	2/27	115-117	@Detroit	L	40-26	3120
27	12/9	122-114	@Detroit	W	17-10	2853	67	2/28	126-117	NY (Dayton, OH)	W	41-26	4217
28	12/10	101-116	Boston	L	17-11	7391	68	3/1	110-130	Det. (Columbus, OH)	L	41-27	4131
29	12/12	115-109	@St. Louis	W	18-11	6812	69	3/2	121-105	San Francisco	W	42-27	2262
30	12/18	111-107	LA Lakers	W	19-11	4469	70	3/3	108-151	@Baltimore	L	42-28	4157
31	12/19	133-105	@New York	W	20-11	6059	71	3/5	109-110	Philadelphia	L	42-29	7162
32	12/25	130-125*	St. Louis	W	21-11	6411	72	3/6	97-93	@San Francisco	W	43-29	2868
33	12/26	135-125	@Philadelphia	W	22-11	5197	73	3/7	104-106	@LA Lakers	L	43-30	11,765
34	12/27	119-126	@Baltimore	L	22-12	3499	74	3/10	113-137	@St. Louis	L	43-31	5386
35	12/28	113-108	San Francisco	W	23-12	7348	75	3/12	118-108	Boston	W	44-31	9261
36	1/1	140-124	Baltimore (Cle.)	W	24-12	6071	76	3/14	113-103	@New York	W	45-31	6204
37	1/3	85-89	Boston	L	24-13	7187	77	3/16	111-102	New York	W	46-31	2912
38	1/5	125-116*	@New York	W	25-13	9985	78	3/18	113-110	Baltimore	W	47-31	4050
39	1/6	116-102	New York	W	26-13	3205	79	3/20	125-122	@Philadelphia	W	48-31	4067
40	1/8	114-107	Phi. (Dayton, OH)	W	27-13	4585	80	3/21	99-116	@Boston	L	48-32	9154

\* = OT

### 1964-65 PLAYOFFS

#### Semifinals (1-3)

March 24	Cincinnati	117	vs.	Philadelphia	119	March 28	Cincinnati	94	vs.	Philadelphia	108
March 26	Cincinnati	121	@	Philadelphia	120	March 31	Cincinnati	112	@	Philadelphia	119

### FINAL STATISTICS

PLAYER	G.	MIN.	FGM	FGA	PCT.	FTM	FTA	PCT.	REB.	AST.	PF	DQ	PTS.	AVG.
Oscar Robertson	75	3421	807	1681	.480	665	793	.839	674	861	205	2	2279	30.4
Jerry Lucas	66	2864	558	1121	.498	298	366	.814	1321	157	214	1	1414	21.4
Adrian Smith	80	2745	463	1016	.456	284	342	.830	220	240	199	2	1210	15.1
Jack Twyman	80	2236	479	1081	.443	198	239	.828	383	137	239	4	1156	14.5
Wayne Embry	74	2243	352	772	.456	239	371	.644	741	92	297	10	943	12.7
Enoch Olsén	79	1372	224	512	.438	144	195	.738	333	84	203	5	592	7.5
Tom Hawkins	79	1864	220	538	.409	116	204	.569	475	80	240	4	556	7.0
Harold Hairston	61	736	131	351	.373	110	165	.667	293	27	95	0	372	6.1
Jay Arnette	63	662	91	245	.371	56	75	.747	62	68	125	1	238	3.8
Arlen Bockhorn	19	424	60	157	.382	28	39	.718	55	45	52	1	148	7.8
Tom Thacker	55	470	56	168	.333	23	47	.489	127	41	64	0	135	2.5
George Wilson	39	288	41	155	.265	9	30	.300	102	11	59	0	91	2.3
Royals	80	19325	3482	7797	.447	2170	2866	.757	5387	1843	1992	30	9134	114.2

# 1965-66 CINCINNATI ROYALS



## 45-35 3RD - EASTERN DIVISION

Front row — from left to right, Head Coach Jack McMahon, Wayne Embry, Enoch Olsen, Jay Arnett, Oscar Robertson, Flynn Robinson, Nate Bowman. Back Row — from left to right, Jack Twyman, George Wilson, Adrian Smith, Jon McGlocklin, Harold Hairston, Tom Thacker, Jerry Lucas, Tom Hawkins.

G	DATE	SCORE	OPPONENT	W/L	REC.	ATT.	G	DATE	SCORE	OPPONENT	W/L	REC.	ATT.
1	10/15	100-111	St. Louis	L	0-1	4645	41	1/6	109-97	Det. (Toledo, OH)	W	27-14	3726
2	10/16	98-102	@Boston	L	0-2	12,044	42	1/8	126-115	@Baltimore	W	28-14	5566
3	10/17	144-124	Baltimore	W	1-2	2951	43	1/13	107-102	St. Louis (Ind.)	W	29-14	5781
4	10/19	99-100	San Francisco	L	1-3	3750	44	1/16	108-106	Detroit	W	30-14	4106
5	10/28	113-108	Boston	W	2-3	5995	45	1/18	119-108	LA Lakers	W	31-14	4137
6	10/29	131-121	@Baltimore	W	3-3	2551	46	1/21	96-113	@Boston	L	31-15	11,250
7	10/30	114-134	@Philadelphia	L	3-4	7212	47	1/24	135-112	San Fran. (IN)	W	32-15	5601
8	10/31	113-107	Detroit	W	4-4	3105	48	1/25	113-101	Boston	W	33-15	8719
9	11/3	122-108	San Francisco	W	5-4	3389	49	1/28	103-125	@Philadelphia	L	33-16	8110
10	11/5	120-114	@Detroit	W	6-4	4525	50	1/29	116-115	St. Louis	W	34-16	4838
11	11/6	114-103	@New York	W	7-4	11,502	51	1/30	98-115	@St. Louis	L	34-17	9719
12	11/10	124-119	New York	W	8-4	4503	52	2/1	125-127	@San Francisco	L	34-18	5172
13	11/13	135-132	Baltimore	W	9-4	7068	53	2/2	118-119	@LA Lakers	L	34-19	11,432
14	11/17	131-115	Philadelphia	W	10-4	7391	54	2/4	125-132	@LA Lakers	L	34-20	15,056
15	11/19	103-129	@Boston	L	10-5	8572	55	2/6	117-116	San Fran. (Phoenix)	W	35-20	10,120
16	11/21	120-114	Baltimore (Ind.)	W	11-5	6817	56	2/7	118-124	Detroit (Ind.)	L	35-21	4585
17	11/23	115-118	Detroit (NY)	L	11-6	12,003	57	2/8	128-113	Baltimore	W	36-21	3795
18	11/24	112-108	St. Louis	W	12-6	5703	58	2/11	94-113	@Philadelphia	L	36-22	5864
19	11/26	117-113	New York	W	13-6	7851	59	2/12	143-116	Detroit	W	37-22	7155
20	11/27	132-129	@New York	W	14-6	9345	60	2/13	102-104	@St. Louis	L	37-23	7278
21	11/30	126-120	LA Lakers	W	15-6	5387	61	2/15	136-123	Boston	W	38-23	7811
22	12/1	105-121	@LA Lakers	L	15-7	9942	62	2/18	114-118	@Baltimore	L	38-24	6045
23	12/2	119-125	@San Francisco	L	15-8	4862	63	2/19	113-124	@New York	L	38-25	9002
24	12/3	122-118	@LA Lakers	W	16-8	11,320	64	2/20	133-129	@Detroit	W	39-25	7165
25	12/5	108-99	Boston	W	17-8	10,453	65	2/21	113-107	Phi. (Dayton, OH)	W	40-25	5000
26	12/9	109-110	San Fran. (OH)	L	17-9	2270	66	2/23	133-140	@LA Lakers	L	40-26	9329
27	12/10	110-129	LA Lakers	L	17-10	5670	67	2/25	119-125	@San Francisco	L	40-27	4092
28	12/11	132-135*	Phi. (Syracuse)	L	17-11	6100	68	2/26	112-103	@San Francisco	W	41-27	4627
29	12/14	112-109	Philadelphia	W	18-11	4601	69	3/1	102-100	Philadelphia	W	42-27	6103
30	12/15	117-110	@Boston	W	19-11	5097	70	3/4	103-107	Philadelphia	L	42-28	8221
31	12/18	114-122	@New York	L	19-12	8349	71	3/5	149-145*	New York	W	43-28	10,023
32	12/22	127-129*	@Baltimore	L	19-13	3860	72	3/6	137-125	@Detroit	W	44-28	5655
33	12/25	119-113	San Francisco	W	20-13	6752	73	3/9	116-119	LA Lakers (Ind.)	L	44-29	6310
34	12/26	117-115	@St. Louis	W	21-13	6845	74	3/10	120-124	Boston	L	44-30	7434
35	12/27	138-116	New York	W	22-13	5130	75	3/12	113-114	St. Louis	L	44-31	7290
36	12/29	111-109	LA Lakers	W	23-13	10,004	76	3/13	106-115	@St. Louis	L	44-32	6857
37	1/1	122-147	@New York	L	23-14	3238	77	3/15	125-107	NY (Dayton, OH)	W	45-32	2263
38	1/2	138-107	Baltimore	W	24-14	2660	78	3/18	105-125	@Baltimore	L	45-33	4547
39	1/3	130-114	St. Louis (Mem.)	W	25-14	6284	79	3/19	121-127	@Philadelphia	L	45-34	10,570
40	1/5	117-103	Det. (Dayton, OH)	W	26-14	2038	80	3/20	104-121	@Boston	L	45-35	13,284

\* = OT

## 1965-66 PLAYOFFS

### Semifinals (2-3)

March 23	Cincinnati	107	@	Boston	103	March 27	Cincinnati	113	@	Boston	107
March 26	Cincinnati	125	vs.	Boston	132	March 30	Cincinnati	103	vs.	Boston	120
						April 1	Cincinnati	103	@	Boston	112

## FINAL STATISTICS

PLAYER	G.	MIN.	FGM	FGA	PCT.	FTM	FTA	PCT.	REB.	AST.	PF	DQ	PTS.	AVG.
Oscar Robertson	76	3493	818	1723	.475	742	881	.842	586	847	227	1	2378	31.3
Jerry Lucas	79	3517	690	1523	.453	317	403	.787	1668	213	274	5	1697	21.5
Adrian Smith	80	2982	531	1310	.405	408	480	.850	287	256	276	1	1470	18.4
Harold Hairston	72	1794	398	814	.489	220	321	.685	546	44	216	3	1016	14.1
Tom Hawkins	79	2126	273	604	.452	116	209	.555	575	99	274	4	662	8.4
Wayne Embry	80	1882	232	564	.411	141	234	.603	525	81	287	9	605	7.6
Jack Twyman	73	943	224	498	.450	95	117	.812	168	60	122	1	543	7.4
Jon McGlocklin	72	852	153	363	.421	62	79	.785	133	88	77	0	368	5.1
Connie Dierking	57	782	134	322	.416	50	82	.610	245	43	113	0	318	5.6
Tom Thacker	50	478	84	207	.406	15	38	.395	119	61	85	0	183	3.7
George Wilson	47	276	54	138	.391	27	42	.643	98	17	56	0	135	2.9
Art Heyman* (Cin. only)	11	100	15	43	.349	10	17	.588	13	7	19	0	40	3.6
Enoch Olsen* (Cin. only)	4	36	3	8	.375	1	3	.333	13	2	4	0	7	1.8
Jay Arnette* (Cin. only)	3	14	1	6	.167	0	0	.000	0	0	3	0	2	0.7
Royals	80	19272	3610	8123	.444	2204	2906	.758	5599	1818	2033	24	9424	117.8

\*Did not finish season with team

# 1966-67 CINCINNATI ROYALS



## 39-42 3RD - EASTERN DIVISION

Coach Jack McMahon  
with, from left to  
right, Flynn Robinson,  
Jon McGlocklin,  
Harold Hairston, Bob  
Love, Jerry Lucas,  
Walt Wesley, Connie  
Dierking, George  
Wilson, James Ware,  
Oscar Robertson,  
Adrian Smith, Freddie  
Lewis.

G	DATE	SCORE	OPPONENT	W/L	REC.	ATT.	G	DATE	SCORE	OPPONENT	W/L	REC.	ATT.
1	10/15	103-99	Detroit	W	1-0	10,060	42	1/18	106-119	Boston	L	17-24	4331
2	10/18	112-114	@Detroit	L	1-1	5802	43	1/19	118-122	@Baltimore	L	17-25	4266
3	10/22	123-133*	@St. Louis	L	1-2	4759	44	1/21	122-108	Detroit	W	19-25	6079
4	10/26	116-122	@Baltimore	L	1-3	2639	45	1/24	126-118	@New York	W	20-25	7227
5	10/27	121-118	St. Louis	W	2-3	4126	46	1/25	132-125	New York	W	21-25	2834
6	10/29	115-127	San Francisco	L	2-4	6021	47	1/26	110-118	Detroit (Cle.)	L	21-26	4323
7	11/2	131-129	New York	W	3-4	1309	48	1/27	107-110	@Philadelphia	L	21-27	9863
8	11/4	120-115	@Detroit	W	4-4	8251	49	1/28	113-112	St. Louis	W	22-27	3503
9	11/5	99-113	Chicago	L	4-5	4260	50	1/29	121-118	San Francisco	W	23-27	9612
10	11/10	112-113*	Boston	L	4-6	5415	51	2/2	131-125	Baltimore (Cle.)	W	24-27	5634
11	11/11	119-104	@Baltimore	W	5-6	4009	52	2/3	113-118	@Chicago	L	24-28	4175
12	11/12	98-112	Philadelphia	L	5-7	8109	53	2/4	99-109	@Baltimore	L	24-29	5178
13	11/16	112-124	LA Lakers (OH)	L	5-8	4100	54	2/5	121-137	@Boston	L	24-30	8552
14	11/19	110-134	@Philadelphia	L	5-9	9509	55	2/7	123-138	Boston (Cle.)	L	24-31	10,444
15	11/20	125-123	Baltimore	W	6-9	3553	56	2/8	106-118	Philadelphia	L	24-32	4268
16	11/22	121-118	@New York	W	7-9	16,995	57	2/10	133-104	Detroit	W	25-32	4012
17	11/23	111-106	Philadelphia	W	8-9	7322	58	2/11	132-117	@Detroit	W	26-32	6139
18	11/25	115-109	NY (Cleveland)	W	9-9	9088	59	2/12	115-118	@St. Louis	L	26-33	7606
19	11/26	87-118	@Boston	L	9-10	12,674	60	2/13	123-131	@Philadelphia	L	26-34	7602
20	11/30	115-119	New York	L	9-11	2870	61	2/15	127-118	New York	W	27-34	3223
21	12/3	118-130	LA Lakers	L	9-12	5279	62	2/16	122-110	Detroit (NY)	W	28-34	11,779
22	12/7	91-119	@Boston	L	9-13	12,513	63	2/17	118-127	Phi. (Cleveland)	L	28-35	11,036
23	12/9	99-117	Boston	L	9-14	4624	64	2/18	123-124	@New York	L	28-36	16,627
24	12/10	120-123*	@San Francisco	L	9-15	6893	65	2/20	112-104	St. Louis (K.C.)	W	29-36	6697
25	12/11	118-119	@LA Lakers	L	9-16	6534	66	2/22	102-103	@LA Lakers	L	29-37	9096
26	12/13	126-112	@San Francisco	W	10-16	3942	67	2/24	137-122	@San Francisco	W	30-37	7051
27	12/14	126-124	@LA Lakers	W	11-16	6823	68	2/25	129-116	@San Francisco	W	31-37	7111
28	12/16	120-128	Chicago (Cle.)	L	11-17	4640	69	2/26	127-141	@LA Lakers	L	31-38	11,411
29	12/18	138-114	Baltimore	W	12-17	3976	70	2/28	107-127	Phi. (Syracuse)	L	31-39	7479
30	12/25	112-124	San Francisco	L	12-18	6172	71	3/1	122-116	LA Lakers	W	32-39	3529
31	12/26	118-134	@Philadelphia	L	12-19	6017	72	3/3	104-111	@Boston	L	32-40	13,337
32	12/27	131-123	Detroit	W	13-19	5114	73	3/4	109-102	Baltimore	W	33-40	3303
33	12/29	114-125	LA Lakers	L	13-20	6216	74	3/5	106-113	@Chicago	L	33-41	6513
34	12/30	102-107	San Fran. (Cle.)	L	13-21	7853	75	3/6	129-122	St. Louis (Mem.)	W	34-41	3598
35	12/31	103-107	@New York	L	13-22	4315	76	3/11	147-119	Chicago	W	35-41	4665
36	1/3	111-116	@Chicago	L	13-23	3037	77	3/12	119-120	@St. Louis	L	35-42	4235
37	1/7	125-112	Chicago	W	14-23	4161	78	3/13	133-117	@Chicago	W	36-42	4025
38	1/8	126-94	@Baltimore	W	15-23	2363	79	3/15	112-108	Boston	W	37-42	4848
39	1/11	106-102	@Chicago	W	16-23	2807	80	3/16	114-111	St. Louis (Cle.)	W	38-42	5082
40	1/13	125-115	LA Lakers (Cle.)	W	17-23	8401	81	3/18	127-112	San Francisco	W	39-42	6045
41	1/14	116-105	St. Louis	W	18-23	5236							

\* = OT

## 1966-67 PLAYOFFS

### Semifinals (1-3)

March 21	Cincinnati	120	@	Philadelphia	116	March 24	Cincinnati	106	@	Philadelphia	121
March 22	Cincinnati	102	vs.	Philadelphia	123	March 25	Cincinnati	94	vs.	Philadelphia	112

### FINAL STATISTICS

PLAYER	G.	MIN.	FGM	FGA	PCT.	FTM	FTA	PCT.	REB.	AST.	PF	DQ	PTS.	AVG.
Oscar Robertson	79	3468	838	1699	.493	736	843	.873	486	845	226	2	2412	30.5
Jerry Lucas	81	3558	577	1257	.459	284	359	.791	1547	268	280	2	1438	17.8
Adrian Smith	81	2636	502	1147	.438	343	380	.903	205	187	272	0	1347	16.6
Harold Hairston	79	2442	461	962	.479	252	382	.660	631	62	273	5	1174	14.9
Connie Dierking	77	1905	291	729	.399	134	180	.744	603	158	251	7	716	9.3
Flynn Robinson	76	1140	274	599	.457	120	154	.779	133	110	197	3	668	8.8
Jon McGlocklin	60	1194	217	493	.440	74	104	.712	164	93	84	0	508	8.5
Bob Love	66	1074	173	403	.429	93	147	.633	257	49	153	3	439	6.7
Walt Wesley	64	909	131	333	.393	52	123	.423	329	19	161	2	314	4.9
Len Chappell (Cin. only)	54	529	92	224	.411	39	60	.650	151	21	73	0	223	4.1
Freddie Lewis	32	334	60	153	.392	29	41	.707	44	40	49	1	149	4.7
Jim Ware	33	201	30	97	.309	10	17	.588	69	6	35	0	70	2.1
George Wilson* (Cin. only)	12	125	8	41	.195	13	16	.813	43	0	19	0	29	2.4
Royals	81	20223	3654	8137	.449	2179	2806	.777	5198	1858	2073	25	9487	117.4

\*Did not finish season with team



# 1967-68 CINCINNATI ROYALS



## 39-43 5TH - EASTERN DIVISION

Coach Ed Jucker with ball with — front row, from left to right, Adrian Smith, Oscar Robertson. Back Row — from left to right, John Tresvant, Connie Dierking, Jerry Lucas.

G	DATE	SCORE	OPPONENT	W/L	REC.	ATT.	G	DATE	SCORE	OPPONENT	W/L	REC.	ATT.
1	10/17	108-131	@Detroit	L	0-1	6997	42	1/10	133-117	Baltimore	W	19-23	2136
2	10/18	122-118	San Francisco	W	1-1	5928	43	1/11	120-116	Boston (Cle.)	W	20-23	8116
3	10/21	109-107	Chicago	W	2-1	4858	44	1/13	122-116	San Diego	W	21-23	2847
4	10/22	106-94	@Seattle	W	3-1	4116	45	1/16	148-121	San Francisco	W	22-23	2411
5	10/24	106-116	@San Francisco	L	3-2	2411	46	1/18	129-126	San Diego (Cle.)	W	23-23	2506
6	10/25	116-132	@LA Lakers	L	3-3	7355	47	1/20	128-120	Detroit	W	24-23	4811
7	10/27	116-113	@San Diego	W	4-3	4632	48	1/25	116-118	LA Lakers (Cle.)	L	24-24	6005
8	10/29	108-99	@San Diego	W	5-3	2642	49	1/26	113-123	@Philadelphia	L	24-25	12,337
9	11/1	96-101	St. Louis	L	5-4	2652	50	1/27	111-120	St. Louis	L	24-26	6402
10	11/4	104-106	LA Lakers	L	5-5	5498	51	1/30	121-101	Detroit (NY)	W	25-26	18,499
11	11/7	103-113	Boston	L	5-6	4086	52	1/31	126-128	New York	L	25-27	2702
12	11/8	100-122	@Baltimore	L	5-7	2649	53	2/2	125-113	@Chicago	W	26-27	13,575
13	11/9	106-123	@New York	L	5-8	14,126	54	2/3	111-125	St. Louis	L	26-28	4505
14	11/11	109-108	San Diego	W	6-8	3592	55	2/4	100-106	@St. Louis	L	26-29	6108
15	11/14	102-122	@Philadelphia	L	6-9	8413	56	2/5	129-132*	Seattle (Phoenix)	L	26-30	4680
16	11/17	120-119	@Boston	W	7-9	8562	57	2/6	102-146	@LA Lakers	L	26-31	8119
17	11/22	123-122	New York	W	8-9	3047	58	2/8	109-126	@San Francisco	L	26-32	3725
18	11/24	153-133	Seattle (Cleveland)	W	9-9	3455	59	2/10	101-99	@San Diego	W	27-32	4653
19	11/25	123-133	Detroit	L	9-10	5827	60	2/12	104-112*	Chicago (Cle.)	L	27-33	2425
20	11/29	99-119	New York	L	9-11	2545	61	2/13	111-123	St. Louis (Syracuse)	L	27-34	2583
21	12/1	109-123	@Baltimore	L	9-12	2194	62	2/15	132-119	Seattle	W	28-34	2306
22	12/2	110-126	Chicago	L	9-13	2311	63	2/16	125-91	New York (Cle.)	W	29-34	5308
23	12/5	104-105	Chi. (Evansville, IN)	L	9-14	3200	64	2/17	117-115	Baltimore	W	30-34	5125
24	12/6	107-108	Philadelphia	L	9-15	3005	65	2/18	107-100	Boston	W	31-34	10,275
25	12/8	95-101	@St. Louis	L	9-16	8416	66	2/20	110-126	@Boston	L	31-35	12,092
26	12/9	108-104	Boston	W	10-16	4046	67	2/22	99-112	Baltimore (Cle.)	L	31-36	3844
27	12/13	136-108	Baltimore	W	11-16	2761	68	2/23	115-131	@LA Lakers	L	31-37	15,217
28	12/15	147-130	Detroit (Cle.)	W	12-16	3485	69	2/24	114-127	@San Francisco	L	31-38	4942
29	12/16	122-110	@Detroit	W	13-16	10,632	70	2/27	106-117	@LA Lakers	L	31-39	9060
30	12/19	118-133	@New York	L	13-17	14,338	71	2/29	120-114	@San Diego	W	32-39	3284
31	12/22	117-120	@Boston	L	13-18	10,868	72	3/1	122-101	@San Francisco	W	33-39	4760
32	12/25	118-112	Seattle	W	14-18	3323	73	3/3	138-128	@Seattle	W	34-39	8894
33	12/26	121-126	@Philadelphia	L	14-19	15,003	74	3/6	108-106	Philadelphia	W	35-39	5022
34	12/27	132-127	LA Lakers	W	15-19	5546	75	3/7	117-125	Philadelphia (Cle.)	L	35-40	9851
35	12/28	126-122	San Fran. (Cle.)	W	16-19	4199	76	3/8	118-129	Detroit	L	35-41	8849
36	12/29	113-130	@Baltimore	L	16-20	4330	77	3/10	137-111	@Boston	W	36-41	12,290
37	1/2	125-119	@New York	W	17-20	12,865	78	3/11	98-104	@Chicago	L	36-42	5163
38	1/5	141-142*	@Detroit	L	17-21	8239	79	3/13	142-123	Seattle	W	37-42	4958
39	1/6	109-114	Chicago	L	17-22	2602	80	3/14	102-96	St. Louis (Cle.)	W	38-42	3715
40	1/7	134-118	Philadelphia	W	18-22	5610	81	3/19	131-130*	@Philadelphia	W	39-42	4601
41	1/9	118-121	Baltimore (NC)	L	18-23	3000	82	3/20	106-108	@New York	L	39-43	11,862

\* = OT

## FINAL STATISTICS

PLAYER	G.	MIN.	FGM	FGA	PCT.	FTM	FTA	PCT.	REB.	AST.	PF	DQ	PTS.	AVG.
Oscar Robertson	65	2765	660	1321	.500	576	660	.873	391	633	199	2	1896	29.2
Jerry Lucas	82	3619	707	1361	.519	346	445	.778	1560	251	243	3	1760	21.5
Connie Dierking	81	2637	544	1164	.467	237	310	.765	766	191	315	6	1325	16.4
Adrian Smith	82	2783	480	1035	.464	320	386	.829	185	272	259	6	1280	15.6
Harold Hairston* (Cin. only)	48	1625	317	630	.503	203	296	.686	355	58	127	1	837	17.4
Bob Love	72	1068	193	455	.424	78	114	.684	209	55	141	1	464	6.4
Walt Wesley	66	918	188	404	.465	76	152	.500	281	34	168	2	452	6.8
Guy Rodgers (Cin. only)	75	1417	132	372	.355	98	122	.803	136	352	156	1	362	4.8
Bill Dinwiddie	67	871	141	358	.394	62	102	.608	237	31	122	2	344	5.1
John Tresvant (Cin. only)	30	802	121	270	.448	67	106	.632	169	46	105	3	309	10.3
Tom Van Arsdale (Cin. only)	27	682	97	238	.408	87	116	.750	93	76	83	2	281	10.4
Gary Gray	44	276	49	134	.366	7	10	.700	23	26	48	0	105	2.4
Jim Fox* (Cin. only)	31	244	32	79	.405	36	56	.643	95	12	34	0	100	3.2
Len Chappell* (Cin. only)	10	65	15	30	.500	8	10	.800	15	5	6	0	38	3.8
Flynn Robinson* (Cin. only)	2	16	3	10	.300	3	7	.429	4	5	4	0	9	4.5
Al Jackson	2	17	0	3	.000	0	0	.000	0	1	6	0	0	0.0
Royals	82	25338	3679	7864	.468	2204	2892	.762	5129	2048	2016	29	9562	116.6

\* Did not finish season with team



# 1968-69 CINCINNATI ROYALS



1957-1972



## 41-41 6TH - EASTERN DIVISION

(ON LEFT) Swingman TOM VAN ARSDALE, who would later represent the Royals in the 1970 All-Star Game, averaged 19.4 ppg and 4.6 rpg in 1968-69.

(ON RIGHT) On May 9, 1969, Boston Celtics Hall of Famer BOB COUSY became the seventh head coach in franchise history, replacing Ed Jucker.

G	DATE	SCORE	OPPONENT	W/L	REC.	ATT.	G	DATE	SCORE	OPPONENT	W/L	REC.	ATT.
1	10/16	125-110	@Atlanta	W	1-0	5606	42	1/9	110-119	Seattle (Cle.)	L	24-18	2017
2	10/19	127-115	Detroit	W	2-0	5130	43	1/11	115-118	@Detroit	L	24-19	5651
3	10/22	107-103	LA Lakers	W	3-0	4310	44	1/12	111-113	Detroit	L	24-20	5041
4	10/23	101-108	@Boston	L	3-1	10,036	45	1/16	120-109	San Diego (Cle.)	W	25-20	4281
5	10/26	92-98	@New York	L	3-2	9986	46	1/17	107-128	@LA Lakers	L	25-21	15,157
6	10/30	118-114	New York	W	4-2	3739	47	1/19	117-132	@LA Lakers	L	25-22	13,469
7	11/1	132-114	Milwaukee	W	5-2	2324	48	1/21	113-107*	@San Francisco	W	26-22	3381
8	11/2	119-113	@Philadelphia	W	6-2	10,199	49	1/26	113-126	LA Lakers (Cle.)	L	26-23	9765
9	11/6	133-122	Chicago Bulls	W	7-2	2328	50	1/28	100-107	San Francisco	L	26-24	2827
10	11/9	110-104	@Chicago Bulls	W	8-2	6312	51	1/30	116-115	Phi. (Syracuse)	W	27-24	6128
11	11/12	126-115	@Baltimore	W	9-2	5525	52	1/31	101-116	@Boston	L	27-25	8463
12	11/13	111-115	Baltimore	L	9-3	5497	53	2/1	111-96	Seattle	W	28-25	6114
13	11/14	110-101	@New York	W	10-3	9214	54	1/4	125-114	Detroit (Houston)	W	29-25	41,163
14	11/15	105-116	@Boston	L	10-4	9318	55	2/5	93-110	@San Diego	L	29-26	4685
15	11/16	130-125	Atlanta	W	11-4	5027	56	2/6	124-103	Phoenix (Tucson, AZ)	W	30-26	3849
16	11/19	107-121	@Detroit	L	11-5	5438	57	2/7	97-102	@Seattle	L	30-27	7350
17	11/20	113-107	San Francisco	W	12-5	2557	58	2/8	117-116	@San Francisco	W	31-27	14,112
18	11/23	105-120	Philadelphia	L	12-6	7103	59	2/11	112-129	Phi. (Cleveland)	L	31-28	3737
19	11/27	91-94	@Atlanta	L	12-7	3393	60	2/12	114-118	San Diego	L	31-29	3733
20	11/29	122-112	Detroit (Cle.)	W	13-7	5318	61	2/15	111-101	@Chicago Bulls	W	32-29	7117
21	11/30	109-126	Atlanta	L	13-8	3706	62	2/16	113-125	Phoenix	L	32-30	3922
22	12/3	129-127	@Baltimore	W	14-8	3725	63	2/17	117-112	@Baltimore	W	33-30	7456
23	12/7	114-117*	Boston	L	14-9	5744	64	2/18	123-124	Atlanta (Cle.)	L	33-31	6287
24	12/8	120-115	New York (Cle.)	W	15-9	3501	65	2/19	110-100	New York	W	34-31	4109
25	12/10	107-96	@Milwaukee	W	16-9	3780	66	2/23	109-126	Baltimore	L	34-32	7145
26	12/11	116-110	San Diego	W	17-9	3571	67	2/25	119-120	Philadelphia	L	34-33	3820
27	12/13	130-123*	Phoenix (Cle.)	W	18-9	2114	68	2/27	112-127	@San Diego	L	34-34	6463
28	12/14	121-115	Milwaukee	W	19-9	2002	69	2/28	115-131	@San Francisco	L	34-35	4144
29	12/15	119-101	Phoenix (Omaha)	W	20-9	5886	70	3/1	122-134	@Seattle	L	34-36	9477
30	12/17	108-112	@LA Lakers	L	20-10	9092	71	3/3	113-107	@Seattle	W	35-36	4028
31	12/18	114-123	@Phoenix	L	20-11	3462	72	3/4	141-122	@Phoenix	W	36-36	3165
32	12/21	124-132	@San Diego	L	20-12	4596	73	3/6	112-110	@Milwaukee	W	37-36	9242
33	12/25	103-98	Chicago Bulls	W	21-12	4502	74	3/7	105-114	@Detroit	L	37-37	4850
34	12/26	96-104	@Chicago Bulls	L	21-13	2617	75	3/9	107-134	@Atlanta	L	37-38	6254
35	12/28	123-128	Philadelphia	L	21-14	3397	76	3/13	120-110	Boston	W	38-38	4531
36	12/31	114-112	@Boston	W	22-14	7069	77	3/14	128-130*	Baltimore (Cle.)	L	38-39	11,082
37	1/1	101-106	San Fran. (Cle.)	L	22-15	2505	78	3/15	108-121	@New York	L	38-40	19,500
38	1/2	113-109	Mil. (Madison, WI)	W	23-15	3116	79	3/19	136-128*	LA Lakers	W	39-40	4376
39	1/3	125-130	Baltimore	L	23-16	5572	80	3/21	119-145	Boston (Cle.)	L	39-41	6765
40	1/6	106-104	Chicago (Omaha)	W	24-16	8295	81	3/22	134-127	Seattle	W	40-41	2534
41	1/7	101-116	Milwaukee	L	24-17	1652	82	3/24	125-119	@Philadelphia	W	41-41	12,131

\* = OT

## FINAL STATISTICS

PLAYER	G.	MIN.	FGM	FGA	PCT.	FTM	FTA	PCT.	REB.	AST.	PF	DQ	PTS.	AVG.
Oscar Robertson	79	3461	656	1351	.486	643	767	.838	502	772	231	2	1955	24.7
Tom Van Arsdale	77	3059	547	1233	.444	398	533	.747	356	208	300	6	1492	19.4
Jerry Lucas	74	3075	555	1007	.551	247	327	.755	1360	306	206	0	1357	18.3
Connie Dierking	82	2540	546	1232	.443	243	319	.762	739	222	305	9	1335	16.3
Adrian Smith	73	1336	243	562	.432	217	269	.807	105	127	166	1	703	9.6
Walt Wesley	82	1334	245	534	.459	134	207	.647	403	47	191	0	624	7.6
John Tresvant* (Cin. only)	51	1681	239	531	.450	130	223	.583	419	103	193	5	608	11.9
Fred Hetzel (Cin. only)	31	685	140	287	.488	88	105	.838	140	29	94	3	368	11.9
Al Tucker (Cin. only)	28	626	126	265	.475	49	73	.671	122	19	75	2	301	10.8
Bill Dinwiddie	69	1028	124	352	.352	45	87	.517	242	55	146	0	293	4.2
Fred Foster	56	497	74	193	.383	43	66	.652	61	36	49	0	191	3.4
Pat Frink	48	363	50	147	.340	23	29	.793	41	55	54	1	123	2.6
Don Smith* (Cin. only)	20	108	18	43	.419	2	7	.286	31	4	17	0	38	1.9
Doug Sims	4	12	2	5	.400	0	0	.000	4	0	4	0	4	1.0
Royals	82	24357	3565	7742	.460	2262	3012	.751	4525	1983	2031	29	9392	114.5

\* Did not finish season with team

# 1969-70 CINCINNATI ROYALS



## 36-46 5TH - EASTERN DIVISION

Head Coach Bob Cousy  
(kneeling) with, from  
left to right, Connie  
Dierking, Johnny  
Green, Tom Van  
Arsdale.

G	DATE	SCORE	OPPONENT	W/L	REC.	ATT.	G	DATE	SCORE	OPPONENT	W/L	REC.	ATT.
1	10/15	89-94	New York	L	0-1	5299	42	1/3	104-102	@Atlanta	W	20-22	5043
2	10/17	110-108	@Boston	W	1-1	13,755	43	1/4	129-128	Baltimore	W	21-22	2861
3	10/18	123-134	Philadelphia	L	1-2	4744	44	1/6	128-124	Phoenix	W	22-22	3426
4	10/22	109-116	LA Lakers	L	1-3	4713	45	1/7	119-138	@Milwaukee	L	22-23	8058
5	10/24	126-131*	@Baltimore	L	1-4	5720	46	1/11	118-125	Phoenix (Omaha)	L	22-24	6129
6	10/25	109-98	@Philadelphia	W	2-4	7509	47	1/13	92-112	Milwaukee (Cle.)	L	22-25	11,197
7	10/30	104-106	@Phoenix	L	2-5	6699	48	1/15	120-130	@Chicago	L	22-26	7512
8	10/31	121-129	@Seattle	L	2-6	4016	49	1/16	100-117	Atl. (Columbia, SC)	L	22-27	5204
9	11/1	97-120	@San Francisco	L	2-7	7851	50	1/18	116-141	@Philadelphia	L	22-28	6915
10	11/2	124-116	@LA Lakers	W	3-7	9947	51	1/22	111-104	Boston	W	23-28	4045
11	11/5	133-120	San Diego	W	4-7	3281	52	1/24	109-125	@Milwaukee	L	23-29	10,746
12	11/6	109-130	San Francisco	L	4-8	3365	53	1/25	129-122	Baltimore	W	24-29	3838
13	11/8	130-121	Baltimore	W	5-8	5532	54	1/26	116-115	Chicago	W	25-29	6125
14	11/12	116-107	Boston	W	6-8	4044	55	1/28	114-126	Milwaukee	L	25-30	8187
15	11/15	104-105	Detroit	L	6-9	4331	56	1/30	103-108	@Boston	L	25-31	6696
16	11/18	94-112	@New York	L	6-10	19,500	57	1/31	117-115	Detroit	W	26-31	4313
17	11/19	103-116	LA Lakers	L	6-11	3412	58	2/1	108-115	@Chicago	L	26-32	11,107
18	11/21	133-119	Chicago	W	7-11	3450	59	2/3	114-124	LA Lakers (Cle.)	L	26-33	6001
19	11/23	137-123	Phoenix	W	8-11	2866	60	2/4	115-121	Seattle	L	26-34	2805
20	11/24	129-104	@Milwaukee	W	9-11	7027	61	2/6	92-135	New York	L	26-35	7083
21	11/28	105-106	New York (Cle.)	L	9-12	10,438	62	2/7	114-121	@New York	L	26-36	19,500
22	11/29	111-128	@Atlanta	L	9-13	5482	63	2/8	117-130	@Boston	L	26-37	9134
23	11/30	115-107	Philadelphia	W	10-13	4774	64	2/10	117-115	@Detroit	W	27-37	2158
24	12/2	107-129	@Baltimore	L	10-14	3662	65	2/11	124-113	Detroit (Omaha)	W	28-37	3546
25	12/3	117-118	Seattle	L	10-15	2456	66	2/13	128-110	@San Francisco	W	28-37	4632
26	12/5	156-127	Atlanta	W	11-15	3428	67	2/15	123-150	@San Diego	L	28-38	4152
27	12/6	102-120	@Philadelphia	L	11-16	8128	68	2/18	125-139	Atlanta (Mem.)	L	28-39	5711
28	12/9	103-101	@New York	W	12-16	18,877	69	2/21	127-119	Chicago	W	29-39	9551
29	12/10	122-121	Philadelphia	W	13-16	3102	70	2/22	136-116	Philadelphia	W	30-39	3913
30	12/11	116-119*	@Detroit	L	13-17	2888	71	3/1	114-120	@Milwaukee	L	30-40	10,746
31	12/13	110-126	@Phoenix	L	13-18	5786	72	3/2	110-118	Baltimore (Mem.)	L	30-41	4858
32	12/14	137-130**	@Phoenix	W	14-18	7075	73	3/4	127-125	@San Diego	W	31-41	3428
33	12/17	104-117	@Seattle	L	14-19	4472	74	3/6	122-126	@Seattle	L	31-42	13,102
34	12/19	117-109	@LA Lakers	W	15-19	11,193	75	3/7	121-119	@San Francisco	W	32-42	6128
35	12/20	111-126	@San Diego	L	15-20	4622	76	3/8	116-144	@LA Lakers	L	33-43	14,229
36	12/25	120-124*	San Francisco	L	15-21	4548	77	3/11	127-144	Boston	L	33-44	3354
37	12/26	130-110	Atlanta (Cle.)	W	16-21	5629	78	3/12	165-151	San Diego	W	34-44	2695
38	12/27	112-110*	Milwaukee	W	17-21	11,665	79	3/15	116-113	Seattle	W	35-44	9640
39	12/29	110-103	@Detroit	W	18-21	5501	80	3/16	140-142*	Chicago (Omaha)	L	35-45	3652
40	12/30	125-120	San Diego	W	19-21	5315	81	3/20	111-118	San Francisco	L	35-46	8416
41	1/2	116-118	@Baltimore	L	19-22	4613	82	3/21	136-120	@New York	W	36-46	19,500

\* = OT

## FINAL STATISTICS

PLAYER	G.	MIN.	FGM	FGA	PCT.	FTM	FTA	PCT.	REB.	AST.	PF	DQ	PTS.	AVG.
Oscar Robertson	69	2865	647	1267	.511	454	561	.809	422	558	175	1	1748	25.3
Tom Van Arsdale	71	2544	620	1376	.451	381	492	.774	463	155	247	3	1621	22.8
Connie Dierking	76	2448	521	1243	.419	230	306	.752	624	169	275	7	1272	16.7
Johnny Green	78	2278	481	860	.559	254	429	.592	841	112	268	6	1216	15.6
Fred Foster	73	2077	461	1026	.449	176	243	.724	310	107	209	2	1098	14.8
Jerry Lucas* (Cin. only)	4	118	18	35	.514	5	7	.714	45	9	5	0	41	10.3
Norm Van Lier	81	2895	302	749	.403	166	224	.741	409	500	329	18	770	9.5
Luther Rackley	66	1256	190	423	.449	124	195	.636	378	56	204	5	504	7.6
Herm Gilliam	57	1161	179	441	.406	68	91	.747	215	178	163	6	426	7.5
Bill Turner (Cin. only)	69	1095	188	451	.417	118	157	.752	290	42	187	3	494	7.2
Adrian Smith* (Cin. only)	32	453	60	148	.405	52	60	.867	33	45	56	0	172	5.4
Wally Anderzunas	44	370	65	166	.392	29	46	.630	82	9	47	1	159	3.9
Jim King (Cin. only)	31	286	34	83	.410	22	27	.815	46	42	39	0	90	2.9
Bob Cousy	7	34	1	3	.333	3	3	1.000	5	10	11	0	5	0.7
Royals	82	20662	3767	8271	.455	2082	2841	.733	4163	1992	2215	52	9616	117.3

\*Did not finish season with team

# 1970-71 CINCINNATI ROYALS



1957-1972



## 33-49 3RD - CENTRAL DIVISION

**Front row — from left to right, Connie Dierking, Charles Paulk, Assistant Coach Draff Young, Executive Vice President and General Manager Joe Axelson, Head Coach Bob Cousy, Greg Hyder, Sam Lacey. Back row — from left to right, Trainer Joe Keefe, Norm Van Lier, Johnny Green, Nate Williams, Tom Van Arsdale, Darrell Imhoff, Moe Barr, Nate Archibald, Equipment Manager Richard Morgan.**

G	DATE	SCORE	OPPONENT	W/L	REC.	ATT.	G	DATE	SCORE	OPPONENT	W/L	REC.	ATT.
1	10/14	104-128	New York	L	0-1	4658	42	1/9	110-114	Seattle	L	19-23	3879
2	10/17	105-123	Philadelphia	L	0-2	2482	43	1/14	120-126	LA Lakers (Toronto)	L	19-24	11,589
3	10/21	105-117	Baltimore	L	0-3	2114	44	1/15	116-135	@Milwaukee	L	19-25	10,746
4	10/23	126-131	@Boston	L	0-4	4910	45	1/16	114-113	Buffalo	W	20-25	2397
5	10/24	103-115	@New York	L	0-5	17,222	46	1/18	99-118	Phoenix (Omaha)	L	20-26	3149
6	10/26	126-107	Atlanta	W	1-5	2278	47	1/19	108-116	@San Francisco	L	20-27	2816
7	10/28	131-118	Seattle	W	2-5	1623	48	1/20	126-114	@Phoenix	W	21-27	5586
8	10/30	125-110	@Cleveland	W	3-5	3199	49	1/22	131-132*	@Seattle	L	21-28	12,657
9	10/31	100-121	Milwaukee	L	3-6	9634	50	1/24	131-142	@LA Lakers	L	21-29	12,543
10	11/3	112-115	@Detroit	L	3-7	5354	51	1/27	115-113	Baltimore	W	22-29	3608
11	11/4	115-133	Phoenix	L	3-8	2091	52	1/29	118-145	@Baltimore	L	22-30	4693
12	11/7	122-140	Boston	L	3-9	3538	53	1/30	116-110	San Diego	W	23-30	3176
13	11/10	138-121	@Portland	W	4-9	5166	54	1/31	99-131	@Chicago	L	23-31	10,096
14	11/11	120-127	@San Diego	L	4-10	4453	55	2/2	108-115	@New York	L	23-32	18,338
15	11/12	121-107	@San Francisco	W	5-10	2388	56	2/3	134-115	Boston	W	24-32	2456
16	11/13	109-115	@Phoenix	L	5-11	9802	57	2/5	110-114	@Boston	L	24-33	4012
17	11/18	107-128	Chicago	L	5-12	6128	58	2/6	109-118	Philadelphia	L	24-34	5022
18	11/19	106-98	@New York	W	6-12	16,073	59	2/7	118-121	@Atlanta	L	24-35	6053
19	11/21	114-102	Detroit	W	7-12	3312	60	2/11	101-119	@Seattle	L	24-36	13,012
20	11/25	120-138	San Diego	L	7-13	2790	61	2/12	119-133	@San Francisco	L	24-37	4799
21	11/27	113-109	@Philadelphia	W	8-13	10,394	62	2/13	116-120	@San Diego	L	24-38	4258
22	11/28	105-86	Cleveland	W	9-13	2614	63	2/14	113-125	@LA Lakers	L	24-39	13,523
23	12/2	111-119	Seattle	L	9-14	1823	64	2/16	109-102	Port. (Eugene, OR)	W	25-39	9300
24	12/5	106-131	Philadelphia	L	9-15	2821	65	2/17	117-133	@Phoenix	L	25-40	8006
25	12/6	118-126	@Baltimore	L	9-16	2645	66	2/19	109-125	@Cleveland	L	25-41	3896
26	12/7	124-113	San Fran. (Omaha)	W	10-16	2765	67	2/20	120-94	Buffalo	W	26-41	4161
27	12/9	118-106	Atlanta	W	11-16	2770	68	2/24	105-125	New York	L	26-42	5142
28	12/12	114-95	Cleveland	W	12-16	1833	69	2/26	111-135	@Milwaukee	L	26-43	10,746
29	12/16	102-118	LA Lakers	L	12-17	9141	70	2/28	121-131	@Philadelphia	L	26-44	10,109
30	12/18	122-137	@Chicago	L	12-18	10,293	71	3/1	94-98	Chi. (Las Cruces, NM)	L	26-44	9097
31	12/19	119-110	Milwaukee	W	13-18	5071	72	3/3	133-132*	@Baltimore	W	27-45	4501
32	12/20	135-136**	Detroit (Omaha)	L	13-19	2734	73	3/5	117-111	Portland (Omaha)	W	28-45	2098
33	12/23	120-115	Baltimore	W	14-19	2614	74	3/7	112-122	@Atlanta	L	28-46	7192
34	12/25	117-100	Cleveland	W	15-19	2713	75	3/10	120-118*	New York	W	29-46	6613
35	12/26	130-118	@Atlanta	W	16-19	5320	76	3/12	124-108	Boston (Omaha)	W	30-46	6158
36	12/28	114-137	@Mil. (Madison, WI)	L	16-20	8485	77	3/13	136-127	Atlanta	W	31-46	12,530
37	12/30	115-119	Detroit	L	16-21	5284	78	3/14	115-103	@Cleveland	W	32-46	3261
38	1/2	115-103	@Buffalo	W	17-21	3198	79	3/16	113-102	@Buffalo	W	33-46	11,248
39	1/5	146-112	LA Lakers (Omaha)	W	18-21	8156	80	3/17	92-110	San Francisco	L	33-47	5064
40	1/6	133-128*	Portland	W	19-21	2279	81	3/19	127-147	@Philadelphia	L	33-48	15,244
41	1/8	109-115	@Detroit	L	19-22	4978	82	3/21	110-135	@Boston	L	33-49	6550

\* = OT

## FINAL STATISTICS

PLAYER	G.	MIN.	FGM	FGA	PCT.	FTM	FTA	PCT.	REB.	AST.	PF	DQ	PTS.	AVG.
Tom Van Arsdale	82	3146	749	1642	.456	377	523	.721	499	181	294	3	1875	22.9
Johnny Green	75	2147	502	855	.587	248	402	.617	656	89	233	7	1252	16.7
Norm Van Lier	82	3324	478	1138	.420	359	440	.816	583	832	343	12	1315	16.0
Nate Archibald	82	2867	486	1095	.444	336	444	.757	242	450	218	2	1308	16.0
Sam Lacey	81	2648	467	1117	.418	156	227	.687	913	117	270	8	1090	13.5
Flynn Robinson	71	1368	374	817	.458	195	228	.855	143	138	161	0	943	13.3
Charles Paulk	68	1213	274	637	.430	79	131	.603	320	27	186	6	627	9.2
Darrall Imhoff	34	826	119	258	.461	37	73	.507	233	79	120	5	275	8.1
Fred Foster* (Cin. only)	1	21	3	8	.375	1	3	.333	4	0	2	0	7	7.0
Connie Dierking* (Cin. only)	1	23	3	16	.188	0	0	.000	7	1	5	0	6	6.0
Bob Arntzen	55	594	128	277	.462	45	52	.865	152	24	54	0	301	5.5
Greg Hyder	77	1359	183	409	.477	51	71	.718	332	48	187	2	417	5.4
Moe Barr	31	145	25	62	.403	11	13	.846	20	28	27	0	61	2.0
Tom Black (Cin. only)	16	100	10	33	.303	6	15	.400	34	2	20	0	26	1.6
Willie Williams (Cin. only)	9	49	4	10	.400	0	0	.000	13	6	6	0	8	0.9
Royals	82	20040	3805	8374	.454	1901	2622	.725	4151	2022	2126	45	9511	116.0
Opponents	82	20040	3795	8130	.467	2184	2991	.730	4675	2050	1979	37	9774	119.2

\* Did not finish season with team



# 1971-72 CINCINNATI ROYALS



## 30-52 3RD - CENTRAL DIVISION

Front row — from left to right, Sam Lacey, Darrell Imhoff. Back row — from left to right, Matt Guokas, Johnny Green, Ken Durrett, Nate Williams.

G	DATE	SCORE	OPPONENT	W/L	REC.	ATT.	G	DATE	SCORE	OPPONENT	W/L	REC.	ATT.
1	10/12	127-113	Atlanta	W	1-0	5124	42	1/11	109-107*	@Buffalo	W	11-31	5866
2	10/19	100-101	Seattle	L	1-1	2967	43	1/12	108-107	LA Lakers	W	12-31	5231
3	10/23	100-104	@Portland	L	1-2	6603	44	1/14	126-102	Atlanta	W	13-31	3908
4	10/24	101-119	@Seattle	L	1-3	10,318	45	1/16	128-108	Cle. (Las Cruces, NM)	W	14-31	3980
5	10/26	99-126	@Phoenix	L	1-4	6901	46	1/20	87-104	Houston	L	14-32	3057
6	10/29	107-119	@LA Lakers	L	1-5	12,442	47	1/22	113-96	Cleveland	W	15-32	2597
7	10/30	112-116	@Golden State	L	1-6	3178	48	1/23	101-132	@Baltimore	L	15-33	2779
8	11/3	124-100	Philadelphia	W	2-6	2549	49	1/26	102-113	@Philadelphia	L	15-34	4320
9	11/6	110-95	Phoenix	W	3-6	3076	50	1/28	124-132	Baltimore	L	15-35	3792
10	11/8	109-120	Boston (Omaha)	L	3-7	6035	51	1/29	120-118	@Cleveland	W	16-35	4222
11	11/10	99-85	New York	W	4-7	3483	52	2/2	116-105	New York	W	17-35	3666
12	11/13	110-101	Golden State	W	5-7	4058	53	2/4	109-122	@Boston	L	17-36	7608
13	11/16	98-102	@Buffalo	L	5-8	4507	54	2/5	133-132*	Detroit	W	18-36	2999
14	11/17	103-113	Baltimore	L	5-9	2240	55	2/6	94-119	@Chicago	L	18-37	15,130
15	11/19	110-106	@Boston	W	6-9	9415	56	2/8	100-104	@Portland	L	18-38	8334
16	11/23	110-125	@New York	L	6-10	18,778	57	2/10	96-118	@Seattle	L	18-39	7523
17	11/24	114-112	Portland	W	7-10	2621	58	2/12	95-117	@Phoenix	L	18-40	10,766
18	11/26	114-128	@Cleveland	L	7-11	6219	59	2/13	111-112	@Houston	L	18-41	2933
19	11/27	81-114	Milwaukee	L	7-12	8858	60	2/15	118-125	@LA Lakers	L	18-42	15,161
20	11/30	118-103	@Baltimore	W	8-12	2379	61	2/17	97-111	Milwaukee	L	18-43	4480
21	12/1	101-109	Chicago	L	8-13	2207	62	2/18	109-133	@Cleveland	L	18-44	4623
22	12/3	82-120	@Milwaukee	L	8-14	9169	63	2/19	112-92	Cleveland	W	19-45	2730
23	12/4	98-100	Seattle	L	8-15	2643	64	2/20	101-92	@Atlanta	W	20-45	6067
24	12/7	91-115	@Buffalo	L	8-16	4619	65	2/23	110-106	Portland	W	21-45	2327
25	12/8	109-115	Philadelphia	L	8-17	1827	66	2/24	108-97	Buffalo (Dayton, OH)	W	22-45	2422
26	12/10	113-106*	@Philadelphia	W	9-17	8252	67	2/25	88-109	@LA Lakers	L	22-46	17,036
27	12/11	103-95	Cleveland	W	10-17	2196	68	2/26	106-122	@Seattle	L	22-46	13,089
28	12/12	83-96	Boston	L	10-18	1885	69	2/29	120-128	@Golden State	L	22-47	5670
29	12/15	108-127	Phoenix	L	10-19	2038	70	3/1	96-108	Houston (El Paso, TX)	L	22-48	8259
30	12/16	101-107	@Detroit	L	10-20	1931	71	3/5	125-114	@Boston	W	23-48	5630
31	12/18	116-126	Houston	L	10-21	1722	72	3/8	122-105	Phoenix	W	24-48	2387
32	12/19	99-101	@Atlanta	L	10-22	7192	73	3/10	104-100	Chicago	W	25-48	8487
33	12/22	103-106	Atlanta	L	10-23	3059	74	3/12	117-106	Golden State	W	26-48	2416
34	12/25	94-99	Boston	L	10-24	3321	75	3/15	116-121	LA Lakers	L	26-49	5516
35	12/28	87-119	@Baltimore	L	10-25	4502	76	3/18	106-115	@Atlanta	L	26-50	6831
36	12/29	102-107	Golden State	L	10-26	8543	77	3/19	136-105	Buffalo	W	27-50	3120
37	1/1	94-104	@New York	L	10-27	18,865	78	3/21	117-120	@Detroit	L	27-51	3035
38	1/5	106-115	Milwaukee	L	10-28	4007	79	3/22	135-130	Detroit	W	28-51	3459
39	1/7	132-151	@Detroit	L	10-29	3548	80	3/24	132-114	Baltimore	W	29-51	4022
40	1/8	87-97	Buffalo	L	10-30	2459	81	3/25	95-119	@Milwaukee	L	29-52	10,746
41	1/9	104-108*	@Chicago	L	10-31	5845	82	3/26	135-122	@Cleveland	W	30-52	10,289

\* = OT

## FINAL STATISTICS

PLAYER	G.	MIN.	FGM	FGA	PCT.	FTM	FTA	PCT.	REB.	AST.	PF	DQ	PTS.	AVG.
Nate Archibald	76	3272	734	1511	.486	677	824	.822	222	701	198	3	2145	28.2
Tom Van Arsdale	73	2598	550	1205	.456	299	396	.755	350	198	241	1	1399	19.2
Jim Fox (Cin. only)	71	2047	334	735	.454	207	269	.770	659	80	236	8	875	12.3
Nate Williams	81	2173	418	968	.432	127	172	.738	372	174	300	11	963	11.9
Sam Lacey	81	2832	410	972	.422	119	169	.704	968	173	284	6	939	11.6
John Mengelt	78	1438	287	605	.474	208	252	.825	148	146	163	0	782	10.0
Johnny Green	82	1914	331	582	.569	141	250	.564	560	120	238	5	803	9.8
Matt Guokas	61	1975	191	385	.496	64	83	.771	142	321	150	0	446	7.3
Norm Van Lier* (Cin. only)	10	275	28	90	.311	17	22	.773	58	51	32	1	73	7.3
Jake Jones (Cin. only)	11	161	22	54	.407	13	21	.619	20	10	19	0	57	5.2
Ken Durrett	19	233	31	79	.392	21	28	.750	39	14	41	0	83	4.4
Gil McGregor	42	532	66	182	.363	39	56	.696	148	18	120	4	171	4.1
Fred Taylor (Cin. only)	21	214	30	90	.333	11	19	.579	37	11	32	0	71	3.4
Darrall Imhoff* (Cin. only)	9	76	10	29	.345	3	8	.375	27	2	22	1	23	2.6
Sid Catlett	9	40	2	9	.222	2	9	.222	4	1	3	0	6	0.7
Royals	82	19780	3444	7496	.459	1948	2578	.756	3754	2020	2079	40	8836	107.8
Opponents	82	19780	3537	7588	.466	2093	2829	.740	4228	2028	1971	36	9167	111.8

\* Did not finish season with team



# 1972-73 KANSAS CITY-OMAHA KINGS



## 36-46 4TH - MIDWEST DIVISION

(ON LEFT) Hall of Fame guard NATE "TINY" ARCHIBALD became the first player in NBA history to lead the league in scoring (34.0 ppg) and assists (11.4 apg) in 1972-73.

(ON RIGHT) Center SAM LACEY, who would play a franchise-record 888 games over an 11-year career with the Royals-Kings, averaged 13.5 ppg and 11.8 rpg in 1972-73.

G	DATE	SCORE	OPPONENT	W/L	REC.	ATT.	G	DATE	SCORE	OPPONENT	W/L	REC.	ATT.
1	10/11	94-129	LA Lakers (Omaha)	L	0-1	8373	42	12/30	107-113	@Golden State	L	20-22	6183
2	10/14	113-101	Detroit	W	1-1	5810	43	1/2	87-104	@Portland	L	20-23	5549
3	10/19	83-94	Baltimore	L	1-2	4064	44	1/3	100-107	@Seattle	L	20-24	10,266
4	10/21	108-101	Atlanta	W	2-2	6249	45	1/5	103-100	Detroit	W	21-24	4425
5	10/24	94-114	LA Lakers	L	2-3	8440	46	1/6	112-118	Phoenix (Omaha)	L	21-25	5331
6	10/26	107-114	Milwaukee	L	2-4	7776	47	1/9	115-116*	New York	L	21-26	7268
7	10/28	113-102	@Buffalo	W	3-4	6164	48	1/10	102-100	Chicago (Omaha)	W	22-26	3479
8	10/29	97-115	@Cleveland	L	3-5	2822	49	1/11	109-108	Golden State	W	23-26	4425
9	10/31	95-104	@Chicago	L	3-6	6844	50	1/12	98-117	@Milwaukee	L	23-27	10,725
10	11/1	85-122	New York (Omaha)	L	3-7	5866	51	1/15	135-108	Philadelphia	W	24-27	4470
11	11/3	114-101	@Philadelphia	W	4-7	3792	52	1/16	122-125	Seattle	L	24-28	4468
12	11/4	118-107	@Boston	W	5-7	8836	53	1/18	119-96	@Phoenix	W	25-28	8117
13	11/8	125-107	Phi. (Omaha)	W	6-7	2416	54	1/21	102-123	@LA Lakers	L	25-29	15,187
14	11/10	111-106	@Seattle	W	7-7	8156	55	1/25	115-129	@Golden State	L	25-30	6115
15	11/12	100-102	@Portland	L	7-8	8698	56	1/27	126-129	@Atlanta	L	25-31	7163
16	11/14	106-100	Buffalo (Omaha)	W	8-8	2009	57	2/1	98-96	Golden St. (Omaha)	W	26-31	6931
17	11/15	106-97	Seattle	W	9-8	4464	58	2/3	105-97	@Portland	W	27-31	9394
18	11/17	115-96	Cleveland	W	10-8	5080	59	2/4	120-98	@Seattle	W	28-31	11,140
19	11/18	127-117	Houston (Omaha)	W	11-8	2964	60	2/6	107-114	@Chicago	L	28-32	12,091
20	11/21	101-96	Phoenix	W	12-8	5075	61	2/7	105-98	Milwaukee	W	29-32	10,242
21	11/24	106-115	@Milwaukee	L	12-9	10,746	62	2/9	121-116	@Houston	W	30-32	5123
22	11/25	114-133	Golden State	L	12-10	7843	63	2/10	101-102	Chicago	L	30-33	10,020
23	11/28	92-91	@Chicago	W	13-10	8484	64	2/13	132-118	Houston	W	31-33	10,359
24	11/29	110-102	Portland	W	14-10	5518	65	2/14	101-104	Boston (Omaha)	L	31-34	9736
25	12/1	97-106*	Chicago	L	14-11	6289	66	2/17	104-111	@Milwaukee	L	31-35	10,746
26	12/2	114-109	@Houston	W	15-11	3572	67	2/18	100-144	@Detroit	L	31-36	6705
27	12/5	103-125	@New York	L	15-12	19,694	68	2/20	106-113	@Buffalo	L	31-37	5235
28	12/6	117-122	@Philadelphia	L	15-13	2897	69	2/22	113-116*	Mil. (Omaha)	L	31-38	9536
29	12/8	100-113	@Detroit	L	15-14	5506	70	2/25	109-111	Phoenix	L	31-39	10,007
30	12/9	112-120	@Baltimore	L	15-15	1828	71	2/27	107-103	@LA Lakers	W	32-39	15,343
31	12/10	130-115	Atlanta	W	16-15	7002	72	2/28	109-107	@Phoenix	W	33-39	7230
32	12/12	100-99	Cleveland (Omaha)	W	17-15	2487	73	3/2	112-117	@Golden State	L	33-40	8047
33	12/15	140-132*	Detroit (Omaha)	W	18-15	3816	74	3/8	105-93	Baltimore (Omaha)	W	34-40	7896
34	12/17	102-112	@Phoenix	L	18-16	6537	75	3/10	102-125	@New York	L	34-41	19,694
35	12/18	113-95	Portland	W	19-16	4099	76	3/13	99-103	@Baltimore	L	34-42	4952
36	12/19	102-119	@Atlanta	L	19-17	5418	77	3/16	99-114	@Cleveland	L	34-43	6223
37	12/20	121-110	Seattle (Omaha)	W	20-17	3745	78	3/18	105-109	@Boston	L	34-44	14,481
38	12/22	90-118	Boston	L	20-18	9705	79	3/19	106-105	Portland (Omaha)	W	35-44	8057
39	12/25	99-104	Milwaukee	L	20-19	8605	80	3/20	119-115	Buffalo	W	36-44	7238
40	12/26	103-117	@Chicago	L	20-20	9218	81	3/21	118-124	LA Lakers	L	36-45	10,277
41	12/29	92-123	@LA Lakers	L	20-21	17,162	82	3/24	98-110	@Detroit	L	36-46	6272

\* = OT

## FINAL STATISTICS

PLAYER	G.	MIN.	FGM	FGA	PCT.	FTM	FTA	PCT.	REB.	AST.	PF	DQ	PTS.	AVG.
Nate Archibald	80	3681	1028	2106	.488	663	783	.847	223	910	207	2	2719	34.0
Sam Lacey	79	2930	471	994	.474	126	178	.708	933	189	283	6	1068	13.5
Tom Van Arsdale* (KC-O only)	49	1282	250	547	.457	110	140	.786	173	90	123	1	610	12.4
Nate Williams	80	1979	417	874	.477	106	133	.797	339	128	272	9	940	11.8
Matt Guokas	79	2846	322	565	.570	74	90	.822	245	403	190	0	718	9.1
John Block (KC-O only)	25	483	80	180	.444	64	76	.842	120	19	69	1	224	9.0
Don Kojis	77	1240	276	575	.480	106	137	.774	198	80	128	0	658	8.5
Ron Riley	74	1634	273	634	.431	79	116	.681	507	76	226	3	625	8.4
Johnny Green	66	1245	190	317	.599	89	131	.679	361	59	185	7	469	7.1
John Mengelt* (KC-O only)	12	212	26	68	.382	11	19	.579	22	25	24	0	63	5.3
Mike Ratliff	58	681	98	235	.417	45	84	.536	194	38	111	1	241	4.2
Toby Kimball	67	743	96	220	.436	44	67	.657	191	27	86	2	236	3.5
Dick Gibbs (KC-O only)	66	733	80	221	.362	47	63	.746	94	61	113	1	207	3.1
Ken Durrett	8	65	8	21	.381	6	8	.750	14	3	16	0	22	2.8
Sam Sibert	5	26	4	13	.308	4	5	.800	4	0	4	0	12	2.4
Frank Schade	9	76	2	7	.286	6	6	1.000	6	10	12	0	10	1.1
Pete Cross* (KC-O only)	3	24	0	4	.000	0	0	.000	4	0	5	0	0	0.0
Kings	82	19780	3621	7581	.478	1580	2036	.776	3628	2118	2054	33	8822	107.6
Opponents	82	19780	3698	7640	.484	1665	2174	.766	3961	1885	1816	9	9061	110.5

\* Did not finish season with team

# 1973-74 KANSAS CITY-OMAHA KINGS



33-49

**4TH - MIDWEST DIVISION**

**Front row — from left to right, Mike D'Antoni, Jimmy Walker, Don Kojis, Sam Lacey, Nate Archibald, Nate Williams, Ken Durrett, Howard Komives.**  
**Back row — from left to right, Trainer Bill Jones, Team Physician Dr. Howard Ellfeldt, Equipment Manager Bob Van Houten, Larry McNeill, John Block, Otto Moore, Ron Behagan, Head Coach Phil Johnson, Executive Vice President H. Paul Rosenberg, President and General Manager Joe Axelson.**

G	DATE	SCORE	OPPONENT	W/L	REC.	ATT.	G	DATE	SCORE	OPPONENT	W/L	REC.	ATT.
1	10/10	90-105	Chicago	L	0-1	5681	42	1/2	109-97	Boston	W	15-27	5464
2	10/12	88-84	Chicago (Omaha)	W	1-1	4277	43	1/3	105-120	@Milwaukee	L	15-28	8936
3	10/13	117-102	@Atlanta	W	2-1	11,476	44	1/4	112-97	Phoenix	W	16-28	5524
4	10/17	108-106	@Seattle	W	3-1	9618	45	1/6	105-109	@LA Lakers	L	16-29	13,437
5	10/19	99-111	@Portland	L	3-2	8717	46	1/8	110-129	@Portland	L	16-30	6423
6	10/20	81-100	@Golden State	L	3-3	4224	47	1/9	96-100	@Seattle	L	16-31	10,048
7	10/24	91-92	LA Lakers (Omaha)	L	3-4	5346	48	1/11	117-100	@Phoenix	W	17-31	6747
8	10/26	98-93	Phoenix	W	4-4	4915	49	1/13	103-99	Portland (Omaha)	W	18-31	3586
9	10/28	100-112	Buffalo	L	4-5	5218	50	1/18	115-116	LA Lakers	L	18-32	8423
10	10/30	78-112	Milwaukee	L	4-6	5710	51	1/19	111-108	Cleveland	W	19-32	5647
11	11/2	109-115	Seattle	L	4-7	5209	52	1/20	79-105	@Detroit	L	19-33	8906
12	11/4	91-92	Golden State	L	4-8	4640	53	1/22	103-96	Portland	W	20-33	5156
13	11/9	96-109	Capital (Omaha)	L	4-9	4182	54	1/25	118-113	@Buffalo	W	21-33	10,297
14	11/10	83-84	@Milwaukee	L	4-10	8725	55	1/27	98-119	@Boston	L	21-34	7280
15	11/11	103-93	@Cleveland	W	5-10	2802	56	1/30	88-108	NY (Omaha)	L	21-35	9067
16	11/14	118-116*	Houston	W	6-10	4566	57	2/1	88-99	@Chicago	L	21-36	6133
17	11/16	98-125	@Detroit	L	6-11	5589	58	2/6	95-112	Chicago (Omaha)	L	21-37	5392
18	11/17	110-123	Boston	L	6-12	8202	59	2/8	104-99	@Portland	W	22-37	5140
19	11/20	103-109	Philadelphia	L	6-13	4617	60	2/9	121-120	@Golden State	W	23-37	5597
20	11/21	90-103	Phi. (Omaha)	L	6-14	3494	61	2/10	103-119	@Seattle	L	23-38	13,608
21	11/23	102-119	@Boston	L	6-15	13,192	62	2/12	106-113	@Detroit	L	23-39	4545
22	11/24	131-143	@Buffalo	L	6-16	16,063	63	2/13	87-89	@Capital	L	23-40	5842
23	11/25	99-104	Seattle	L	6-17	4618	64	2/15	89-92	@Philadelphia	L	23-41	5274
24	11/27	110-129	Atlanta	L	6-18	8119	65	2/19	92-86	LA Lakers	W	24-41	5935
25	11/29	99-119	@Phoenix	L	6-19	6386	66	2/20	116-97	Golden St. (Omaha)	W	25-41	4743
26	11/30	107-123	@LA Lakers	L	6-20	13,831	67	2/22	119-104	Phoenix	W	26-41	8309
27	12/1	108-120	@Golden State	L	6-21	9023	68	2/24	93-100	Milwaukee	L	26-42	9128
28	12/5	117-105	Atlanta (Omaha)	W	7-21	5227	69	2/26	101-118	@Houston	L	26-43	2076
29	12/7	113-102	@Philadelphia	W	8-21	2889	70	2/27	85-76	@Atlanta	W	27-43	6859
30	12/9	80-86	Detroit (Omaha)	L	8-22	3264	71	3/1	100-107	@LA Lakers	L	27-44	12,715
31	12/11	104-105	@Chicago	L	8-23	5012	72	3/3	100-113	@Phoenix	L	27-45	4780
32	12/15	107-116	@New York	L	8-24	19,166	73	3/4	103-109	@Milwaukee	L	27-46	9012
33	12/16	105-104	Detroit	W	9-24	4747	74	3/6	99-111	Mil. (Omaha)	L	27-47	7182
34	12/19	106-92	Cle. (Omaha)	W	10-24	6047	75	3/9	106-96	Seattle (Omaha)	W	28-47	4070
35	12/20	92-98	Capital	L	10-25	5096	76	3/12	93-91	@Chicago	W	29-47	6103
36	12/22	122-112	Buffalo	W	11-25	7547	77	3/17	125-114	Houston (Omaha)	W	30-47	5077
37	12/23	101-93	Golden State	L	12-25	5232	78	3/18	114-105	Portland	W	31-47	5104
38	12/26	95-110	@Houston	L	12-26	2452	79	3/20	86-87	Chicago	L	31-48	5896
39	12/27	110-100	@Cleveland	W	13-26	5417	80	3/22	107-105	Detroit	W	32-48	6390
40	12/29	106-102	@Capital	W	14-26	9140	81	3/23	107-106	@New York	W	33-48	19,694
41	12/30	85-102	New York	L	14-27	6645	82	3/26	98-118	@Milwaukee	L	33-49	10,938

\* = OT

**FINAL STATISTICS**

PLAYER	G.	MIN.	FGM	FGA	PCT.	FTM	FTA	PCT.	OFF.	DEF.	TOT.	AST.	PF	DQ	STL.	BLK.	PTS.	AVG.
Jimmy Walker (KC-O)	72	2920	575	1228	.468	273	332	.822	39	163	202	303	166	0	81	9	1423	19.8
Nate Archibald	35	1272	222	492	.451	173	211	.820	21	64	85	266	76	0	56	7	617	17.6
Nate Williams	82	2513	538	1165	.462	193	236	.818	118	226	344	182	290	5	149	34	1269	15.5
Sam Lacey	79	3107	467	982	.476	185	247	.749	293	762	1055	299	254	3	126	184	1119	14.2
Don Kojis	77	2091	400	836	.478	210	272	.772	126	257	383	110	157	2	77	15	1010	13.1
Ron Behagen	80	2059	357	827	.432	162	212	.764	188	379	567	134	291	9	56	37	876	11.0
Matt Guokas* (KC-O)	9	315	41	83	.494	8	12	.667	2	19	21	36	21	1	8	1	90	10.0
John Block	82	1777	275	634	.434	164	206	.796	129	260	389	94	229	2	68	35	714	8.7
Larry McNeill	54	516	106	220	.482	99	140	.707	60	86	146	24	76	0	35	6	311	5.8
Ron Riley* (KC-O)	12	170	24	57	.421	14	24	.583	13	43	56	8	27	0	3	2	62	5.2
Mike D'Antoni	52	989	107	266	.402	33	47	.702	24	69	93	123	112	0	75	15	247	4.8
Ken Durrett	45	462	86	176	.489	42	69	.609	28	50	78	19	68	0	13	5	214	4.8
Howard Komives	44	830	78	192	.406	33	38	.868	10	33	43	97	83	0	32	3	189	4.3
Otto Moore (KC-O)	65	633	88	171	.515	35	54	.648	60	140	200	47	62	0	16	31	211	3.2
Ted Manakas	5	45	4	10	.400	4	4	1.000	0	3	3	2	4	0	1	0	12	2.4
Justus Thigpen	1	2	1	3	.333	0	0	1.000	1	0	1	0	0	0	0	0	2	2.0
Mike Ratliff	2	4	0	0	.000	0	0	.000	0	0	0	0	0	0	0	0	0	0.0
Kings	82	19705	3369	7342	.459	1628	2104	.774	1112	2554	3666	1744	1916	22	796	384	8366	102.0
Opponents	82	19705	3580	7514	.476	1512	1950	.775	1210	2650	3860	1916	1907	22	723	373	8672	105.8

\*Did not finish season with team

# 1974-75 KANSAS CITY-OMAHA KINGS



44-38  
2nd - Midwest Division

**Front row — from left to right,** Don May, Scott Wedman, Jimmy Walker, Sam Lacey, Nate Archibald, Mike D'Antoni, Rick Adelman. **Back row — from left to right,** Trainer Bill Jones, Team Physician Dr. Howard Ellfeldt, Assistant Coach Dan Sparks, Ollie Johnson, Len Kosmalski, Ron Behagan, Larry McNeill, Assistant General Manager Larry Staverman, Head Coach Phil Johnson, President and General Manager Joe Axelson, Managing Director H. Paul Rosenberg.

G	DATE	SCORE	OPPONENT	W/L	REC.	ATT.	G	DATE	SCORE	OPPONENT	W/L	REC.	ATT.
1	10/19	94-91	@Phoenix	W	1-0	5377	42	1/5	106-115	Houston	L	20-22	8138
2	10/20	105-95	@LA Lakers	W	2-0	11,128	43	1/7	108-99	Milwaukee	W	21-22	6506
3	10/22	121-123	Washington	L	2-1	5385	44	1/10	94-102	@Philadelphia	L	21-23	6125
4	10/23	99-98	Chicago (Omaha)	W	3-1	4622	45	1/17	107-90	New York	W	22-23	1002
5	10/25	112-91	@Chicago	W	4-1	6942	46	1/19	97-109	Phoenix	L	22-24	13,155
6	10/30	99-97	Milwaukee	W	5-1	5213	47	1/21	109-106	Portland	W	23-24	5856
7	11/2	97-120	@Houston	L	5-2	3457	48	1/22	88-97	@Washington	L	23-25	4719
8	11/3	79-86	Chicago	L	5-3	4421	49	1/24	87-96	@Boston	L	23-26	10,952
9	11/5	115-97	New OrL. (Omaha)	W	6-3	3588	50	1/25	112-103	@New York	W	24-26	19,694
10	11/6	104-118	@Detroit	L	6-4	7202	51	1/29	106-102	Mil. (Omaha)	W	25-26	9185
11	11/10	99-102	Boston	L	6-5	8231	52	2/2	127-101	Golden State	W	26-26	9365
12	11/12	99-103	Houston (Omaha)	L	6-6	3038	53	2/3	100-87	Phi. (Omaha)	W	27-26	7128
13	11/13	81-118	@Washington	L	6-7	5521	54	2/5	90-82	Portland	W	28-26	6434
14	11/15	110-109	@Boston	W	7-7	13,192	55	2/6	95-94	Mil. (Madison, WI)	W	29-26	8108
15	11/16	96-101	@Buffalo	L	7-8	8274	56	2/8	91-92*	@Cleveland	L	29-27	4761
16	11/19	97-87	Detroit	W	8-8	4847	57	2/12	103-102	Boston (Omaha)	W	30-27	9728
17	11/21	96-106	Milwaukee	L	8-9	5553	58	2/14	132-112	@Buffalo	W	31-27	12,107
18	11/23	103-100	@Atlanta	W	9-9	3960	59	2/15	93-81	@Detroit	W	32-27	7175
19	11/24	109-94	Cleveland	W	10-9	4573	60	2/16	102-99	Detroit	W	33-27	13,981
20	11/26	93-90	@Chicago	W	11-9	7321	61	2/19	115-92	LA Lakers	W	34-27	8329
21	11/27	107-89	LA Lakers	W	12-9	6465	62	2/25	93-90	Milwaukee	W	35-27	11,762
22	11/29	99-102	@Milwaukee	L	12-10	10,938	63	2/28	107-114*	@New Orleans	L	35-28	5370
23	12/2	106-110	Seattle (Omaha)	L	12-11	4551	64	3/1	95-108	@Atlanta	L	35-29	3831
24	12/4	105-109	@Philadelphia	L	12-12	7027	65	3/2	122-112	Detroit	W	36-29	14,843
25	12/5	91-124	@Cleveland	L	12-13	4493	66	3/4	103-99	Phoenix (Omaha)	W	37-29	4127
26	12/8	96-92	@Detroit	W	13-13	5134	67	3/6	111-110	Buffalo	W	38-29	8644
27	12/10	102-106	@New York	L	13-14	16,366	68	3/8	99-103	Seattle	L	38-30	12,389
28	12/12	113-105	@Milwaukee	W	14-14	10,938	69	3/9	99-106	@Detroit	L	38-31	7979
29	12/13	88-84	Detroit (Omaha)	W	15-14	4702	70	3/10	96-103	@Milwaukee	L	38-32	10,938
30	12/14	84-123	@Houston	L	15-15	2026	71	3/14	103-102	Wash. (Omaha)	W	39-32	8524
31	12/17	111-110	Buffalo	W	16-15	5188	72	3/18	105-101	Atlanta	W	40-32	7242
32	12/19	113-117	New York	L	16-16	6617	73	3/20	101-95	New Orleans	W	41-32	6138
33	12/20	73-96	@Chicago	L	16-17	5021	74	3/21	98-104	@Chicago	L	41-33	14,792
34	12/21	107-84	Golden State	W	17-17	5751	75	3/23	103-101	Chicago	W	42-33	16,805
35	12/23	97-87	Chicago	W	18-17	6454	76	3/25	110-112	@New Orleans	L	42-34	3388
36	12/27	108-98	@Seattle	W	19-17	13,216	77	3/27	103-111	@Golden State	L	42-35	12,787
37	12/29	103-99	@Portland	W	20-17	11,620	78	3/28	103-114	LA Lakers	L	42-36	11,243
38	12/30	102-110	@Golden State	L	20-18	7374	79	3/29	104-100	@Phoenix	W	43-36	6450
39	1/1	97-102	Atlanta	L	20-19	6376	80	4/2	96-99	@Seattle	L	43-37	13,628
40	1/3	95-107	Philadelphia	L	20-20	6035	81	4/4	110-116	@Portland	L	43-38	11,122
41	1/4	88-100	@Chicago	L	20-21	8771	82	4/6	95-94	Cle. (Omaha)	W	44-38	8895

\* = OT

## 1974-75 PLAYOFFS

### Semifinals (2-4)

April 9	KC-Omaha	89	@	Chicago	95	April 18	KC-Omaha	104	vs.	Chicago	100 (OT)
April 13	KC-Omaha	102	vs.	Chicago	95	April 20	KC-Omaha	77	@	Chicago	104
April 16	KC-Omaha	90	@	Chicago	93	April 23	KC-Omaha	89	vs.	Chicago	101

## FINAL STATISTICS

PLAYER	G.	MIN.	FGM	FGA	PCT.	FTM	FTA	PCT.	OFF.	DEF.	TOT.	AST.	PF	DQ	STL.	BLK.	PTS.	AVG.
Nate Archibald	82	3244	759	1664	.456	652	748	.872	48	174	222	557	187	0	119	7	2170	26.5
Jimmy Walker	81	3122	553	1164	.475	247	289	.855	51	188	239	226	222	2	85	13	1353	16.7
Nate Williams* (KC-O)	50	1131	265	584	.454	97	118	.822	58	121	179	78	152	2	53	24	627	12.5
Sam Lacey	81	3378	392	917	.427	144	191	.754	228	921	1149	428	274	4	139	168	928	11.5
Scott Wedman	80	2554	375	806	.465	139	170	.818	202	288	490	129	270	2	81	27	889	11.1
Ron Behagan	81	2205	333	834	.399	199	264	.754	146	446	592	153	301	8	60	42	865	10.7
Larry McNeill	80	1749	296	645	.459	189	241	.784	149	348	497	73	229	1	69	27	781	9.8
Ollie Johnson (KC-O)	30	508	64	130	.492	33	37	.892	27	39	66	30	69	0	17	13	161	5.4
Don Kojis	21	232	46	98	.469	20	30	.667	14	25	39	10	31	0	12	1	112	5.3
Ken Durrett* (KC-O)	21	175	32	78	.410	11	20	.550	14	26	40	8	30	0	5	4	75	3.6
Mike D'Antoni	67	759	69	173	.399	28	36	.778	13	64	77	107	106	0	67	12	166	2.5
Don May	29	139	27	54	.500	10	12	.833	4	9	13	5	21	0	4	2	64	2.2
Rick Adelman (KC-O)	18	121	13	28	.464	4	5	.800	6	8	14	8	12	0	7	1	30	1.7
Len Kosmalski	67	413	33	83	.398	24	29	.828	31	88	119	41	64	0	6	6	90	1.3
Kings	82	19705	3257	7258	.449	1797	2190	.821	991	2745	3736	1853	1968	19	724	347	8311	101.4
Opponents	82	19705	3410	7400	.461	1515	1972	.768	1060	2812	3872	1840	2029	25	606	312	8335	101.6

\*Did not finish season with team



# 1975-76 KANSAS CITY KINGS



1975-1985



## 31-51 3RD - MIDWEST DIVISION

**Front row — from left to right, Assistant Coach Dan Sparks, Lee Winfield, Jimmy Walker, Nate Archibald, Sam Lacey, Glenn Hansen, Ollie Johnson, Head Coach Phil Johnson. Back row — from left to right, Trainer Bill Jones, Assistant General Manager Larry Staverman, Scott Wedman, Rick Roberson, Larry McNeill, Bob Bigelow, Bill Robinzine, Matt Guokas, President and General Manager Joe Axelson, Managing Director H. Paul Rosenberg.**

G	DATE	SCORE	OPPONENT	W/L	REC.	ATT.	G	DATE	SCORE	OPPONENT	W/L	REC.	ATT.
1	10/23	95-107	@Washington	L	0-1	14,882	42	1/17	94-102	Portland (Omaha)	L	14-28	7347
2	10/29	91-92	Seattle	L	0-2	9464	43	1/20	103-116	Golden State	L	14-29	7129
3	10/30	113-117	@New York	L	0-3	14,164	44	1/23	97-113	@Milwaukee	L	14-30	10,938
4	11/1	106-100	Phoenix	W	1-3	6632	45	1/25	118-110	Chicago	W	15-30	6857
5	11/4	116-98	LA Lakers	W	2-3	8476	46	1/27	107-89	Milwaukee	W	16-30	5887
6	11/7	88-92	@Portland	L	2-4	9448	47	1/29	119-86	Houston	W	17-30	5207
7	11/9	112-125	@LA Lakers	L	2-5	12,525	48	1/30	94-101	@Detroit	L	17-31	4770
8	11/12	107-92	@Seattle	W	3-5	11,213	49	1/31	104-96	@Chicago	W	18-31	6215
9	11/15	92-123	@Golden State	L	3-6	12,787	50	2/5	117-109	LA Lakers	W	19-31	6048
10	11/19	103-113	@Philadelphia	L	3-7	10,729	51	2/6	101-108	@New Orleans	L	19-32	17,624
11	11/21	107-98	Chicago (Omaha)	W	4-7	5482	52	2/8	93-94	Detroit	L	19-33	6232
12	11/26	104-120	@Detroit	L	4-8	7966	53	2/9	86-105	@Houston	L	19-34	3588
13	11/27	95-91	@Cleveland	W	5-8	7898	54	2/10	89-111	@Atlanta	L	19-35	3076
14	11/28	98-97	New Orleans	W	6-8	8075	55	2/13	96-101	Buffalo	L	19-36	6747
15	11/30	110-98	New York	W	7-8	6385	56	2/17	125-107	Philadelphia	W	20-36	5699
16	12/2	90-101	Seattle	L	7-9	7670	57	2/18	103-91	Golden St. (Omaha)	W	21-36	8173
17	12/4	105-101	Cleveland	W	8-9	7711	58	2/21	97-116	Portland	L	21-37	7361
18	12/5	95-103	@Milwaukee	L	8-10	10,938	59	2/24	120-117*	@Phoenix	W	22-37	6416
19	12/6	84-98	Philadelphia	L	8-11	9101	60	2/27	90-97	@LA Lakers	L	22-38	13,870
20	12/9	107-126	@Buffalo	L	8-12	7403	61	2/28	105-119	@Portland	L	22-39	9452
21	12/10	100-94	Atlanta	W	9-12	4820	62	3/2	127-113	Detroit	W	23-39	6586
22	12/12	109-99	Chicago	W	10-12	7138	63	3/4	95-99	@Milwaukee	W	23-40	10,209
23	12/13	101-115	@Atlanta	L	10-13	4403	64	3/5	111-93	Seattle	W	24-40	5852
24	12/14	105-115	Golden State	L	10-14	4946	65	3/7	113-97	Milwaukee	W	25-40	6666
25	12/16	100-111	Houston	L	10-15	4654	66	3/12	95-73	@Chicago	W	26-40	5019
26	12/17	104-118	@Bos. (Hartford, CT)	L	10-16	11,243	67	3/13	118-121	Mil. (Omaha)	L	26-41	6666
27	12/20	110-117	Buffalo	L	10-17	6256	68	3/14	114-113*	Atlanta	W	27-41	7014
28	12/23	97-111	@LA Lakers	L	10-18	11,696	69	3/18	102-110	@Washington	L	27-42	10,520
29	12/25	111-122	@Phoenix	L	10-19	11,114	70	3/19	117-120*	@Boston	L	27-43	15,320
30	12/26	87-90	@Seattle	L	10-20	13,673	71	3/21	112-101	Chicago	W	28-43	7256
31	12/28	87-103	Detroit (Omaha)	L	10-21	5112	72	3/23	106-101	Washington	W	29-43	7476
32	12/30	106-110	@Cleveland	L	10-22	15,387	73	3/24	117-130	@Detroit	L	29-44	5456
33	1/3	95-120	@New Orleans	L	10-23	11,117	74	3/27	100-117	@Phoenix	L	29-45	9386
34	1/4	98-86	Phoenix	W	11-23	5040	75	3/28	117-134	@Golden State	L	29-46	12,035
35	1/6	98-103	Washington	L	11-24	5131	76	3/30	113-114	@Portland	L	29-47	8205
36	1/7	108-106	@Houston	W	12-24	5147	77	4/2	107-120	@Milwaukee	L	29-48	10,579
37	1/8	97-107	New Orleans	L	12-25	5435	78	4/3	104-101	Cle. (Omaha)	W	30-48	5827
38	1/10	84-111	@Chicago	L	12-26	7236	79	4/4	95-115	@New York	L	30-49	13,117
39	1/11	105-99	Detroit	W	13-26	6284	80	4/8	131-104	Boston	W	31-49	8002
40	1/14	106-101	Boston	W	14-26	7199	81	4/9	108-112	@Philadelphia	L	31-50	11,652
41	1/16	90-102	New York	L	14-27	7632	82	4/11	98-99	@Buffalo	L	31-51	11,088

\* = OT

## FINAL STATISTICS

PLAYER	G.	MIN.	FGM	FGA	PCT.	FTM	FTA	PCT.	OFF.	DEF.	TOT.	AST.	PF	DQ	STL.	BLK.	PTS.	AVG.
Nate Archibald	78	3184	717	1583	.453	501	625	.802	67	146	213	615	169	0	126	15	1935	24.8
Jimmy Walker	73	2490	459	950	.483	231	267	.865	49	128	177	176	186	2	87	14	1149	15.7
Scott Wedman	82	2968	538	1181	.456	191	245	.780	199	407	606	199	280	8	103	36	1267	15.5
Sam Lacey	81	3083	409	1019	.401	217	286	.759	218	806	1024	378	286	7	132	134	1035	12.8
Ollie Johnson	81	2150	348	678	.513	125	149	.839	116	241	357	146	217	4	67	42	821	10.1
Larry McNeill	82	1613	295	610	.484	207	273	.758	157	353	510	72	244	2	51	32	797	9.7
Bill Robinzine	75	1327	229	499	.459	145	198	.732	128	227	355	60	290	19	80	8	603	8.0
Glenn Hansen	66	1145	173	420	.412	85	117	.726	77	110	187	67	144	1	47	13	431	6.5
Lee Winfield	22	214	32	66	.485	9	14	.643	8	16	24	19	14	0	10	6	73	3.3
Matt Guokas (KC)	38	515	37	99	.374	9	16	.563	18	29	47	42	53	0	13	2	83	2.2
Rick Roberson	74	709	73	180	.406	42	103	.408	74	159	233	53	126	1	18	17	188	2.5
Len Kosmalski	9	93	8	20	.400	4	7	.571	9	16	25	12	11	0	3	4	20	2.2
Bob Bigelow	31	163	16	47	.340	24	33	.727	9	20	29	9	18	0	4	1	56	1.8
Mike D'Antoni	9	101	7	27	.259	2	2	1.0004	10	14	16	18	18	0	10	0	16	1.8
Kings	82	19755	3341	7379	.453	1792	2335	.767	1133	2668	3801	1864	2056	44	751	324	8474	103.3
Opponents	82	19755	3477	7454	.466	1753	2310	.759	1153	2778	3931	1825	2124	26	680	321	8707	106.2



# 1976-77 KANSAS CITY KINGS



1975-1985



## 40-42 4TH - MIDWEST DIVISION

**Front row — from left to right,** Ollie Johnson, Mike Barr, Sam Lacey, Scott Wedman, Ron Boone, Brian Taylor. **Back row — from left to right,** Team Physician Dr. Howard Ellfeldt, Assistant Coach Dan Sparks, Glenn Hansen, Bob Bigelow, Richard Washington, Jim Eakins, Bill Robinzine, Andre McCarter, Head Coach Phil Johnson, Trainer Bill Jones.

G	DATE	SCORE	OPPONENT	W/L	REC.	ATT.	G	DATE	SCORE	OPPONENT	W/L	REC.	ATT.
1	10/22	96-99	Detroit	L	0-1	10,577	42	1/15	115-90	@Atlanta	W	20-22	2576
2	10/23	99-120	@Denver	L	0-2	15,683	43	1/18	111-113	LA Lakers	L	20-23	6410
3	10/26	117-115*	LA Lakers	W	1-2	6,418	44	1/20	123-92	New York	W	21-23	5844
4	10/29	130-102	San Antonio	W	2-2	8832	45	1/22	132-104	Buffalo	W	22-23	12,134
5	10/30	102-112	@Indiana	L	2-3	9424	46	1/23	111-119	@Milwaukee	L	22-24	9989
6	11/1	105-101	New York	W	3-3	5203	47	1/26	101-95	New Orleans	W	23-24	7595
7	11/3	126-106	Seattle	W	4-3	6309	48	1/28	105-94	Chicago	W	24-24	6329
8	11/5	112-103	Indiana	W	5-3	6563	49	1/29	112-105	@New York	W	25-24	15,492
9	11/7	96-107	@LA Lakers	L	5-4	9707	50	1/30	98-112	@Washington	L	25-25	9403
10	11/9	102-119	@Portland	L	5-5	12,103	51	2/1	97-86	@Chicago	W	26-25	5723
11	11/11	94-86	@Golden State	W	6-5	8528	52	2/2	119-107	Portland	W	27-25	8037
12	11/12	97-102	@Seattle	L	6-6	11,532	53	2/4	101-102	Cleveland	L	27-26	9333
13	11/13	96-128	@Denver	L	6-7	17,783	54	2/6	111-130	@Detroit	L	27-27	5666
14	11/16	100-91	Mil. (Omaha)	W	7-7	4248	55	2/10	102-112	@Milwaukee	L	27-28	7968
15	11/18	104-129	@San Antonio	L	7-8	7776	56	2/11	120-106	Washington	W	28-28	8192
16	11/20	126-127*	@Houston	L	7-9	5821	57	2/15	102-96	Phoenix	W	29-28	7313
17	11/21	106-83	@Atlanta	W	8-9	1067	58	2/17	125-126*	Boston	L	29-29	7712
18	11/23	100-98	@New York	W	9-9	12,338	59	2/19	115-109	Houston	W	30-29	8841
19	11/24	111-133	@Boston	L	9-10	12,295	60	2/23	93-94	Seattle	L	30-30	9416
20	11/26	120-110	Denver	W	10-10	8986	61	2/25	128-130	Denver	L	30-31	9476
21	11/28	101-89	Philadelphia	W	11-10	15,543	62	3/1	126-104	New Orleans	W	31-31	8282
22	12/1	91-98*	Cleveland	L	11-11	7659	63	3/2	112-100	@New York	W	32-31	4865
23	12/3	115-124	@Detroit	L	11-12	4617	64	3/6	109-108	Milwaukee	W	33-31	11,882
24	12/5	102-96	Boston	W	12-12	6904	65	3/11	114-112	Portland (Omaha)	W	34-31	8637
25	12/9	100-102	Atlanta	L	12-13	5589	66	3/13	103-98	@Indiana	W	35-31	8648
26	12/12	104-110	Detroit (Omaha)	L	12-14	4342	67	3/15	101-99	Washington	W	36-31	7973
27	12/14	117-120	@New Orleans	L	12-15	6129	68	3/17	125-104	Buffalo	W	37-31	8947
28	12/15	100-104	@Washington	L	12-16	7052	69	3/18	112-114	@Chicago	L	37-32	18,129
29	12/16	100-90	New York	W	13-16	6080	70	3/20	110-118	@Boston	L	37-33	15,040
30	12/18	90-89	@Phoenix	W	14-16	9842	71	3/22	126-113	Golden State	W	38-33	8788
31	12/19	92-103	@LA Lakers	L	14-17	10,522	72	3/23	107-96	@New York	W	39-33	4376
32	12/21	94-99	@Portland	L	14-18	11,455	73	3/25	94-100*	@New Orleans	L	39-34	8249
33	12/25	91-96	Chicago	L	14-19	9576	74	3/26	97-107	@Houston	L	39-35	12,526
34	12/26	105-110	San Ant. (Omaha)	L	14-20	5342	75	3/27	129-139	@San Antonio	L	39-36	8549
35	12/28	113-106	@Cleveland	W	15-20	11,754	76	3/29	132-126	New York	W	40-36	10,744
36	12/29	113-103	@Buffalo	W	16-20	6434	77	4/1	105-111*	@Philadelphia	L	40-37	12,649
37	1/2	89-88	Phoenix (Omaha)	W	17-20	4226	78	4/3	107-113	@Cleveland	L	40-38	12,963
38	1/8	106-94	Houston	W	18-20	8155	79	4/5	82-87	Indiana (Omaha)	L	40-39	10,031
39	1/11	115-117	Philadelphia	L	18-21	12,162	80	4/7	110-121	@Phoenix	L	40-40	8462
40	1/13	116-114	Golden State	W	19-21	5895	81	4/8	105-112	@Seattle	L	40-41	13,465
41	1/14	106-111	@Philadelphia	L	19-22	11,012	82	4/9	102-118	@Golden State	L	40-42	11,557

\* = OT

## FINAL STATISTICS

PLAYER	G.	MIN.	FGM	FGA	PCT.	FTM	FTA	PCT.	OFF.	DEF.	TOT.	AST.	PF	DQ	STL.	BLK.	PTS.	AVG.
Ron Boone	82	3021	747	1577	.474	324	384	.844	128	193	321	338	258	1	119	19	1818	22.2
Brian Taylor	72	2488	501	995	.504	225	275	.818	88	150	238	320	206	1	199	16	1227	17.0
Scott Wedman	81	2743	521	1133	.460	206	241	.855	187	319	506	227	226	3	100	23	1248	15.4
Richard Washington	82	2265	446	1034	.431	177	254	.697	201	497	698	85	324	13	63	90	1069	13.0
Sam Lacey	82	2595	327	774	.422	215	282	.762	189	545	734	386	292	9	119	133	869	10.6
Bill Robinzine	75	1594	307	677	.453	159	216	.736	164	310	474	95	283	7	86	13	773	10.3
Ollie Johnson	81	1386	218	446	.489	101	115	.878	68	144	212	105	169	1	43	21	537	6.6
Jim Eakins	82	1338	151	336	.449	188	222	.847	112	249	361	119	195	1	29	49	490	6.0
Andre McCarter	59	725	119	257	.463	32	45	.711	16	39	55	99	63	0	23	0	270	4.6
Mike Barr	73	1224	122	279	.437	41	57	.719	33	97	130	175	96	0	52	18	285	3.9
Glenn Hansen	41	289	67	155	.432	23	32	.719	28	31	59	25	44	0	13	3	157	3.8
Bob Bigelow	29	162	35	70	.500	15	17	.882	8	19	27	8	17	0	3	1	85	2.9
Kings	82	19830	3561	7733	.460	1706	2140	.797	1222	2593	3815	1982	2173	36	849	386	8828	107.7
Opponents	82	19830	3422	7244	.472	1912	2513	.761	1097	2739	3836	1744	2030	35	722	392	8756	106.8

# 1977-78 KANSAS CITY KINGS



1975-1985



## 31-51 6TH - MIDWEST DIVISION

Front row — from left to right, Kevin Restani, Lucius Allen, John Kuester, Sam Lacey, Bill Robinzine, Scott Wedman, Otis Birdsong. Back row — from left to right, Trainer Bill Jones, Head Coach Larry Staverman, Bob Nash, Tom Burleson, Richard Washington, Ron Boone, President and General Manager Joe Axelson.

G	DATE	SCORE	OPPONENT	W/L	REC.	ATT.	G	DATE	SCORE	OPPONENT	W/L	REC.	ATT.
1	10/18	113-120	@New York	L	0-1	14,312	42	1/14	110-101	Atlanta	W	15-27	9205
2	10/19	108-112	@Buffalo	L	0-2	4198	43	1/17	90-111	@Atlanta	L	15-28	2709
3	10/21	95-94	Houston	W	1-2	9883	44	1/18	106-126	Philadelphia	L	15-29	12,184
4	10/22	101-106	@Indiana	L	1-3	12,664	45	1/22	105-97	@New Jersey	W	16-29	2632
5	10/25	104-112	@Philadelphia	L	1-4	10,318	46	1/24	97-120	Portland	L	16-30	8544
6	10/27	119-104	@Cleveland	W	2-4	7832	47	1/26	105-112	@New York	L	16-31	13,392
7	10/29	120-106	Washington	W	3-4	9220	48	1/27	117-134	@New Orleans	L	16-32	9116
8	11/1	95-115	@Milwaukee	L	3-5	9271	49	1/29	113-127	San Antonio	L	16-33	8227
9	11/2	104-102	New Orleans	W	4-5	7433	50	1/31	102-112	Phoenix (Omaha)	L	16-34	5182
10	11/4	110-111	Atlanta	L	4-6	8344	51	2/2	113-101	Detroit	W	17-34	5484
11	11/6	99-83	@Seattle	W	5-6	11,276	52	2/8	104-100	Boston	W	18-34	7091
12	11/8	104-130	@Portland	L	5-7	12,666	53	2/10	106-93	Chicago	W	19-34	8460
13	11/11	106-105	@Golden State	W	6-7	11,890	54	2/11	95-90	@Chicago	W	20-34	12,209
14	11/12	114-119	@Denver	L	6-8	15,497	55	2/12	101-88	Cleveland	W	21-34	6275
15	11/15	107-113	@San Antonio	L	6-9	8251	56	2/14	125-102	Houston	W	22-34	4492
16	11/19	125-131*	Wash. (Omaha)	L	6-10	6534	57	2/17	108-100	@Buffalo	W	23-34	5092
17	11/23	116-122	Milwaukee	L	6-11	9748	58	2/18	101-105	@Cleveland	L	23-35	13,824
18	11/26	110-108	Boston	W	7-11	7923	59	2/19	107-110	@Detroit	L	23-36	4876
19	11/27	106-115	@New Orleans	L	7-12	7491	60	2/22	127-122*	LA Lakers	W	24-36	10,580
20	11/30	84-86	Seattle	L	7-13	7692	61	2/24	96-107	Portland	L	24-37	12,011
21	12/2	108-97	Detroit	W	8-13	7151	62	2/28	107-114*	Seattle (Omaha)	L	24-38	5371
22	12/3	118-115*	NJ (Omaha)	W	9-13	5032	63	3/4	114-123	@Denver	L	24-39	16,442
23	12/6	92-103	Phoenix	L	9-14	5976	64	3/6	98-88	Indiana	W	25-39	4280
24	12/7	109-113	@Boston	L	9-15	9590	65	3/8	121-123	New Jersey	L	25-40	10,360
25	12/9	114-122	@New Jersey	L	9-16	3024	66	3/10	126-120	Denver	W	26-40	8089
26	12/10	92-97*	Golden State	L	9-17	7630	67	3/12	106-113	Golden State	L	26-41	6212
27	12/14	124-98	Denver	W	10-17	6410	68	3/17	112-123	@Philadelphia	L	26-42	13,092
28	12/17	115-93	New OrL. (Omaha)	W	11-17	6280	69	3/18	110-117	@Boston	L	26-43	8894
29	12/18	115-114	Indiana	W	12-17	6598	70	3/19	122-108	Buffalo	W	27-43	10,237
30	12/22	113-110	Chicago	W	13-17	7590	71	3/21	116-111	@Detroit	W	28-43	3674
31	12/25	122-131	Milwaukee	L	13-18	7652	72	3/22	120-108	Philadelphia	W	29-43	10,157
32	12/26	99-113	@Houston	L	13-19	10,206	73	3/24	103-107	@Houston	L	29-44	10,015
33	12/29	104-110	@Phoenix	L	13-20	12,660	74	3/25	130-132	San Ant. (Omaha)	L	29-45	6954
34	12/30	109-119	@LA Lakers	L	13-21	17,505	75	3/28	128-105	@Chicago	W	30-45	9186
35	1/1	102-107	@Portland	L	13-22	12,666	76	3/29	108-105*	@Washington	W	31-45	6717
36	1/4	110-116	@Seattle	L	13-23	9979	77	3/31	112-136	@Phoenix	L	31-46	10,590
37	1/7	93-100	New York	L	13-24	9690	78	4/3	127-133	@LA Lakers	L	31-47	20,547
38	1/8	123-133	@Milwaukee	L	13-25	10,938	79	4/4	119-130	@Golden State	L	31-48	11,505
39	1/10	115-123	@Washington	L	13-26	7700	80	4/6	116-123	@San Antonio	L	31-49	9234
40	1/11	102-94	LA Lakers	W	14-26	8004	81	4/7	112-125	New York	L	31-50	6853
41	1/13	106-108	@Indiana	L	14-27	10,658	82	4/9	117-120	Cleveland	L	31-51	4684

\* = OT

## FINAL STATISTICS

PLAYER	G.	MIN.	FGM	FGA	PCT.	FTM	FTA	PCT.	OFF.	DEF.	TOT.	AST.	PF	DQ	STL.	BLK.	PTS.	AVG.
Scott Wedman	81	2961	607	1192	.509	221	254	.870	144	319	463	201	242	2	99	22	1435	17.7
Ron Boone	82	2653	563	1271	.443	322	377	.854	112	157	269	311	233	3	105	11	1448	17.7
Otis Birdsong	73	1878	470	955	.492	216	310	.697	70	105	175	174	179	1	74	12	1156	15.8
Richard Washington	78	2231	425	891	.477	150	199	.754	188	466	654	118	324	12	74	73	1000	12.8
Lucius Allen	77	2147	373	846	.441	174	220	.791	66	163	229	360	180	0	93	28	920	11.9
Bill Robinzine	82	1748	305	677	.451	206	271	.760	173	366	539	72	281	5	74	11	816	10.0
Sam Lacey	77	2131	265	590	.449	134	187	.717	155	487	642	300	264	7	120	108	664	8.6
Tom Burleson	76	1525	228	525	.434	197	248	.794	170	312	482	131	259	6	62	81	653	8.6
Bob Nash	66	800	157	304	.516	50	69	.725	75	94	169	46	75	0	27	18	364	5.5
John Kuester	78	1215	145	319	.455	87	105	.829	19	95	114	252	143	1	58	1	377	4.8
Kevin Restani (KC)	46	463	59	139	.424	9	11	.818	32	62	94	21	37	0	5	4	127	2.8
Bob Bigelow* (KC)	1	7	1	1	1.000	0	0	—	2	3	5	0	2	0	0	0	2	2.0
Louie Nelson* (KC)	8	53	3	14	.214	9	11	.818	1	2	3	5	5	0	2	1	15	1.9
Andre McCarter	1	9	0	2	.000	0	0	—	0	1	1	0	1	0	0	0	0	0.0
Glenn Hansen (KC)	3	9	0	5	.000	0	0	—	1	0	1	1	3	0	1	0	0	0.0
Kings	82	19830	3601	7731	.466	1775	2262	.785	1208	2632	3840	1992	2228	37	794	370	8977	109.5
Opponents	82	19830	3564	7521	.474	2004	2635	.761	1232	2684	3916	1928	2088	18	796	408	9132	111.4

\*Did not finish season with team

# 1978-79 KANSAS CITY KINGS



1975-1985



## 48-34 1ST - MIDWEST DIVISION

(ON LEFT) Second-year guard OTIS BIRDSONG scored a team-high 21.7 ppg with 4.3 rpg and 3.4 apg in 1978-79.

(ON RIGHT) Forward SCOTT WEDMAN averaged 18.3 ppg with 5.3 rpg and 2.0 apg in 1978-79, shooting 53.4% from the field.

G	DATE	SCORE	OPPONENT	W/L	REC.	ATT.
1	10/15	105-115	@Seattle	L	0-1	11,609
2	10/17	112-115	@Portland	L	0-2	12,666
3	10/19	108-103	Houston	W	1-2	8178
4	10/21	99-103	Milwaukee	L	1-3	7959
5	10/24	123-117	@Chicago	W	2-3	7263
6	10/25	114-109	New Orleans	W	3-3	6525
7	10/27	102-107	@Detroit	L	3-4	7204
8	10/28	112-102	Phoenix	W	4-4	9534
9	10/31	112-114	@Milwaukee	L	4-5	10,467
10	11/1	122-107	Cleveland	W	5-5	6150
11	11/3	108-115	@Indiana	L	5-6	8063
12	11/4	109-107	Denver	W	6-6	10,830
13	11/8	105-97	@Golden State	W	7-6	10,451
14	11/10	127-136	@LA Lakers	L	7-7	8974
15	11/11	117-113	@Denver	W	8-7	14,407
16	11/15	109-100	Atlanta	W	9-7	4837
17	11/18	114-100	New Jersey	W	10-7	8572
18	11/22	115-96	Portland	W	11-7	10,884
19	11/25	86-87	San Diego	L	11-8	11,320
20	11/30	108-94	Boston	W	12-8	10,435
21	12/2	110-109	@Washington	W	13-8	14,297
22	12/5	105-92	@New York	W	14-8	11,605
23	12/6	106-114	Philadelphia	L	14-9	15,156
24	12/9	132-108	Detroit	W	15-9	10,453
25	12/13	100-120	@Philadelphia	L	15-10	10,329
26	12/15	105-101	@Boston	W	16-10	10,171
27	12/16	128-100	New Orleans	W	17-10	8695
28	12/20	114-95	Seattle	W	18-10	8552
29	12/22	103-123	@Phoenix	L	18-11	10,552
30	12/23	122-117*	@Milwaukee	W	19-11	10,253
31	12/26	102-109	Houston	L	19-12	11,754
32	12/27	103-112	Boston [St. Louis]	L	19-13	14,442
33	12/29	137-126	@New Jersey	W	20-13	5480
34	12/30	108-112	@New York	L	20-14	13,393
35	1/2	97-99	Denver	L	20-15	11,445
36	1/3	108-101	@Denver	W	21-15	14,336
37	1/4	108-99	San Diego	W	22-15	6647
38	1/6	120-99	Indiana	W	23-15	13,298
39	1/9	110-126	@Houston	L	23-16	7357
40	1/11	94-89	Golden State	W	24-16	7880
41	1/14	124-104	New York	W	25-16	7164

\* = OT

G	Date	Score	Opponent	W/L	Rec.	Att.
42	1/16	86-79	@Cleveland	W	26-16	6274
43	1/17	120-99	@Boston	W	27-16	6583
44	1/19	115-113	San Antonio	W	28-16	12,334
45	1/20	110-122	@Detroit	L	28-17	7237
46	1/23	116-118	@New Orleans	L	28-18	12,123
47	1/24	95-124	@San Antonio	L	28-19	11,903
48	1/26	142-128	Washington	W	29-19	10,301
49	1/28	137-109	Cleveland	W	30-19	8450
50	1/31	118-130	@Atlanta	L	30-20	5321
51	2/2	130-114	Detroit	W	31-20	10,814
52	2/7	124-108	Atlanta	W	32-20	8741
53	2/9	124-114	@Chicago	W	33-20	10,972
54	2/11	104-103	LA Lakers	W	34-20	14,541
55	2/13	102-111	@New Jersey	L	34-21	3367
56	2/14	108-106	@Philadelphia	W	35-21	9720
57	2/16	119-104	Phi. (St. Louis)	W	36-21	19,606
58	2/18	130-107	Chicago	W	37-21	14,193
59	2/21	133-117	Milwaukee	W	38-21	9350
60	2/22	107-111	@Cleveland	L	38-22	6255
61	2/23	121-112	Phoenix	W	39-22	10,768
62	2/25	114-106	Seattle	W	40-22	14,059
63	2/27	114-122	@LA Lakers	L	40-23	12,909
64	2/28	120-122	@San Diego	L	40-24	9015
65	3/2	125-129*	@San Antonio	L	40-25	14,067
66	3/4	110-111*	Golden State	L	40-26	12,556
67	3/7	120-122*	@Atlanta	L	40-27	6761
68	3/9	121-116	Washington	W	41-27	13,681
69	3/11	100-115	Portland	L	41-28	12,373
70	3/14	107-129	@Houston	L	41-29	11,488
71	3/16	120-112	@New Orleans	W	42-29	7102
72	3/18	114-103	Chicago	W	43-29	9298
73	3/21	116-123	San Antonio	L	43-30	11,313
74	3/23	107-126	@Phoenix	L	43-31	12,660
75	3/24	98-100	@Portland	L	43-32	12,666
76	3/25	101-111	@Seattle	L	43-33	21,497
77	3/28	122-132*	@Golden State	L	43-34	10,230
78	3/29	116-111	@San Diego	W	44-34	13,189
79	3/31	126-101	Indiana [St. Louis]	W	45-34	10,114
80	4/4	115-111*	LA Lakers	W	46-34	14,185
81	4/6	117-114*	New Jersey	W	47-34	14,947
82	4/8	107-101	@Indiana	W	48-34	13,191

## 1978-79 PLAYOFFS

### Semifinals (1-4)

April 17	Kansas City 99	@	Phoenix	102	April 22	Kansas City 93	@	Phoenix	108
April 20	Kansas City 111	vs.	Phoenix	91	April 25	Kansas City 94	vs.	Phoenix	108
					April 27	Kansas City 99	@	Phoenix	120

## FINAL STATISTICS

PLAYER	G.	MIN.	FGM	FGA	PCT.	FTM	FTA	PCT.	OFF.	DEF.	TOT.	AST.	PF	DQ	STL.	BLK.	PTS.	AVG.
Otis Birdsong	82	2839	741	1456	.509	296	408	.725	176	178	354	281	255	2	125	17	1778	21.7
Scott Wedman	73	2498	561	1050	.534	216	271	.797	135	251	386	144	239	4	76	30	1338	18.3
Phil Ford	79	2723	467	1004	.465	326	401	.813	33	149	182	681	245	3	174	6	1260	15.9
Bill Robinzine	82	2179	459	837	.548	180	246	.732	218	420	638	104	367	16	105	15	1098	13.4
Sam Lacey	82	2627	350	697	.502	167	226	.739	179	523	702	430	309	11	106	141	867	10.6
Billy McKinney	78	1242	240	477	.503	129	162	.796	20	65	85	253	121	0	58	3	609	7.8
Tom Burleson	56	927	157	342	.459	121	169	.716	84	197	281	50	183	3	26	58	435	7.8
Marlon Redmond* (KC)	49	736	162	375	.432	31	50	.620	57	51	108	57	93	2	28	16	355	7.2
Darnell Hillman	78	1618	211	428	.493	125	224	.558	138	293	431	91	288	11	50	66	547	7.0
Bob Nash	82	1307	227	522	.435	69	86	.802	76	130	206	71	135	0	29	15	523	6.4
Ron Behagen (KC)	9	126	23	50	.460	8	11	.727	11	20	31	5	27	0	2	1	54	6.0
Lucius Allen	31	413	69	174	.397	19	33	.576	14	32	46	44	52	0	21	6	157	5.1
Gus Gerard (KC)	56	459	83	191	.435	49	89	.551	39	58	97	21	74	1	18	13	215	3.8
Richard Washington	18	161	14	41	.341	10	16	.625	11	37	48	7	31	0	7	3	38	2.1
Kings	82	19855	3764	7644	.492	1746	2392	.730	1191	2404	3595	2239	2419	53	825	390	9274	113.1
Opponents	82	19855	3434	7061	.486	2170	2897	.749	1156	2547	3703	1776	2223	41	678	435	9038	110.2

\*Did not finish season with team



# 1979-80 KANSAS CITY KINGS



1975-1985



## 47-35 2ND - MIDWEST DIVISION

### Front row — from

left to right, Billy McKinney, Otis Birdsong, Scott Wedman, Bill Robinzine, Ernie Grunfeld, Phil Ford.  
**Back Row — from left to right, Head Coach Cotton Fitzsimmons, Vice President and General Manager John Begzos, Assistant Coach Frank Hamblen, Reggie King, Len Elmore, Tom Burluson, Sam Lacey, Gus Gerard, Managing Director H. Paul Rosenberg, Trainer Bill Jones.**

G	DATE	SCORE	OPPONENT	W/L	REC.	ATT.	G	DATE	SCORE	OPPONENT	W/L	REC.	ATT.
1	10/12	105-103	Milwaukee	W	1-0	7625	42	1/4	115-106	San Antonio	W	24-18	9442
2	10/17	94-107	Golden State	L	1-1	6005	43	1/5	112-107	@Atlanta	W	25-18	10,948
3	10/19	107-84	@Denver	W	2-1	13,036	44	1/6	120-101	Denver	W	26-18	8262
4	10/21	122-85	Phoenix	W	3-1	6648	45	1/8	116-124	San Diego	L	26-19	7387
5	10/23	88-90	@Portland	L	3-2	12,666	46	1/10	104-83	Chicago	W	27-19	7189
6	10/24	92-105	@Seattle	L	3-3	12,800	47	1/11	112-99	Denver (St. Louis)	W	28-19	10,826
7	10/26	104-116	@LA Lakers	L	3-4	11,854	48	1/13	120-101	New Jersey	W	29-19	5176
8	10/27	95-101	@Golden State	L	3-5	6328	49	1/15	109-111	@Chicago	L	29-20	8042
9	10/28	106-101	@San Diego	W	4-5	7018	50	1/16	112-108	@Milwaukee	W	30-20	10,938
10	10/31	125-108	Utah	W	5-5	5912	51	1/19	103-108	@Indiana	L	30-21	11,014
11	11/2	111-112	New York	L	5-6	8440	52	1/22	101-89	Atlanta	W	31-21	8933
12	11/3	110-123	@Cleveland	L	5-7	10,056	53	1/24	110-88	@Utah	W	32-21	7236
13	11/4	98-101	@New Jersey	L	5-8	4521	54	1/25	107-113*	@Chicago	L	32-22	6668
14	11/7	102-110	@Philadelphia	L	5-9	8512	55	1/26	112-107	Utah	W	33-22	9056
15	11/9	119-127	@Boston	L	5-10	15,320	56	1/29	121-111	@Denver	W	34-22	11,016
16	11/11	109-112	Portland	L	5-11	7131	57	1/30	99-97	@Seattle	W	35-22	12,771
17	11/13	110-103	Philadelphia	W	6-11	9180	58	1/31	93-94	@Portland	L	35-23	12,666
18	11/15	114-108	LA Lakers	W	7-11	9041	59	2/5	99-105	Portland	L	35-24	7998
19	11/16	103-97	Chicago (St. Louis)	W	8-11	7865	60	2/6	95-97	@Phoenix	L	35-25	12,310
20	11/18	109-92	@Denver	W	9-11	11,236	61	2/8	107-100	@Golden State	W	36-25	8370
21	11/20	112-109	Golden State	W	10-11	7507	62	2/10	108-106*	Washington	W	37-25	8049
22	11/21	120-128	@Phoenix	L	10-12	10,704	63	2/15	100-114	@LA Lakers	L	37-26	15,299
23	11/23	107-91	@San Diego	W	11-12	6940	64	2/17	108-107	@San Diego	W	38-26	9114
24	11/25	110-111	@LA Lakers	L	11-13	10,985	65	2/20	107-105	Seattle	W	39-26	16,886
25	11/27	117-115	Houston	W	12-13	7457	66	2/24	72-94	Milwaukee	L	39-27	14,546
26	11/29	105-95	@Detroit	W	13-13	6097	67	2/26	117-99	Golden State	W	40-27	10,615
27	11/30	102-107*	Seattle	L	13-14	7077	68	2/29	98-93	San Diego (St. Louis)	W	41-27	10,561
28	12/2	94-88	Boston	W	14-14	9442	69	3/2	94-91	@Houston	W	42-27	11,520
29	12/5	109-93	Detroit	W	15-14	7630	70	3/5	101-117	LA Lakers	L	42-28	13,003
30	12/8	145-129	@New York	W	16-14	11,523	71	3/7	104-111	Cleveland	L	42-29	13,375
31	12/12	124-85	Portland	W	17-14	7302	72	3/9	113-93	Seattle	W	43-29	12,262
32	12/14	103-87	Utah	W	18-14	7093	73	3/11	98-100	@Chicago	L	43-30	5542
33	12/16	107-105	Indiana	W	19-14	7911	74	3/16	121-128	@Milwaukee	L	43-31	10,938
34	12/18	110-96	San Diego	W	20-14	6935	75	3/18	109-112	Phoenix	L	43-32	11,448
35	12/19	107-97	@Washington	W	21-14	7629	76	3/20	121-105	Denver	W	44-32	10,750
36	12/20	109-120	@Milwaukee	L	21-15	10,938	77	3/21	102-98	@Utah	W	45-32	7514
37	12/22	111-115	Phoenix	L	21-16	8868	78	3/23	90-112	@Seattle	L	45-33	21,150
38	12/26	118-111	LA Lakers	W	22-16	9442	79	3/25	102-106	@Portland	L	45-34	12,666
39	12/28	112-118	@Phoenix	L	22-17	12,666	80	3/26	100-106	@Golden State	L	45-35	6088
40	12/29	125-127*	@San Antonio	L	22-18	9102	81	3/28	116-114	Mil. (St. Louis)	W	46-35	10,103
41	1/2	128-121*	@Utah	W	23-18	5911	82	3/30	114-110	Chicago	W	47-35	12,143

\* = OT

## FINAL STATISTICS

PLAYER	G.	MIN.	FGM	FGA	PCT.	FTM	FTA	PCT.	OFF.	DEF.	TOT.	AST.	PF	DQ	STL.	BLK.	PTS.	AVG.
Otis Birdsong	82	2885	781	1546	.505	286	412	.694	170	161	331	202	226	2	136	22	1858	22.7
Scott Wedman	68	2347	569	1112	.512	145	181	.801	114	272	386	145	230	1	84	45	1290	19.0
Phil Ford	82	2621	489	1058	.462	346	423	.818	29	143	172	610	208	0	136	4	1328	16.2
Bill Robinzine	81	1917	362	723	.501	200	274	.730	184	342	526	62	311	5	106	23	925	11.4
Sam Lacey	81	2412	303	677	.448	137	185	.741	172	473	645	460	307	8	111	109	743	9.2
Reggie King	82	2052	257	499	.515	159	219	.726	184	382	566	106	230	2	69	31	673	8.2
Mike Green	21	459	69	159	.434	24	42	.571	35	78	113	28	55	0	13	21	162	7.7
Billy McKinney	76	1333	206	459	.449	107	133	.805	20	66	86	248	87	0	58	5	520	6.8
Ernie Grunfeld	80	1397	186	420	.443	101	131	.771	87	145	232	109	151	1	56	9	474	5.9
Marlon Redmond	24	298	59	138	.428	24	34	.706	18	34	52	19	27	0	4	9	142	5.9
Gus Gerard	73	869	159	348	.457	66	100	.660	77	100	177	43	96	1	41	26	385	5.3
Len Elmore	58	915	104	242	.430	51	74	.689	74	183	257	64	154	0	41	39	259	4.5
Tom Burluson	37	272	36	104	.346	23	40	.575	23	49	72	20	49	0	8	13	95	2.6
Terry Curbsey	4	28	2	4	.500	2	2	1.000	0	1	1	7	4	0	0	0	6	1.5
Kings	82	19805	3582	7489	.478	1671	2250	.743	1187	2429	3616	2123	2135	20	863	356	8860	108.0
Opponents	82	19805	3328	6992	.476	1906	2497	.763	1140	2644	3784	1778	2072	17	695	425	8603	104.9

3-Pt. FG: Kansas City 25-114 (.219); Grunfeld 1-2 (.500); Robinzine 1-2 (.500); Gerard 1-3 (.333); Wedman 7-22 (.318); Birdsong 10-36 (.278); Ford 4-23 (.174); McKinney 1-10 (.100); Redmond 0-9; Burluson 0-3; Green 0-2; King 0-1; Lacey 0-1. Opponents 41-172 (.238).



# 1980-81 KANSAS CITY KINGS



1975-1985

## 40-42 TIED 2ND - WESTERN DIVISION

**Front row — from left to right, Scott Wedman, Leon Douglas, John Lambert, Sam Lacey, Joe Meriweather, Reggie King. Back row — from left to right, Head Coach Charles Whitney.**



G	DATE	SCORE	OPPONENT	W/L	REC.	ATT.	G	DATE	SCORE	OPPONENT	W/L	REC.	ATT.
1	10/11	98-91	Utah	W	1-0	7342	42	1/2	101-95	Utah	W	18-24	8167
2	10/12	100-109	@Phoenix	L	1-1	10,131	43	1/7	114-108	@Houston	W	19-24	8220
3	10/14	103-109	@San Antonio	L	1-2	9876	44	1/8	136-118	Washington	W	20-24	7324
4	10/15	107-112*	LA Lakers	L	1-3	5753	45	1/10	99-92	@Utah	W	21-24	9553
5	10/17	103-91	@Dallas	W	2-3	7017	46	1/11	105-115	San Diego	L	21-25	7493
6	10/18	122-127	Seattle	L	2-4	6414	47	1/14	91-110	Portland	L	21-26	6791
7	10/21	111-116	Golden State	L	2-5	5097	48	1/16	112-118*	@Milwaukee	L	21-27	11,052
8	10/23	105-96	@Houston	W	3-5	7227	49	1/17	122-123	Denver	L	21-28	7297
9	10/25	125-122	Denver	W	4-5	6988	50	1/20	104-91	@Dallas	W	22-28	5899
10	10/28	109-119	@Atlanta	L	4-6	6786	51	1/21	115-108	San Antonio	W	23-28	7627
11	10/29	115-98	Portland	W	5-6	6648	52	1/23	113-107	Houston	W	24-28	7290
12	10/31	110-115	@Boston	L	5-7	14,035	53	1/27	114-119	@San Diego	L	24-29	4382
13	11/1	100-127	Phoenix	L	5-8	7792	54	1/29	104-118	@LA Lakers	L	24-30	11,059
14	11/4	104-107	@Utah	L	5-9	6251	55	2/3	121-100	@Dallas	W	25-30	5335
15	11/5	111-102	New York	W	6-9	6141	56	2/4	91-90	Detroit	W	26-30	11,009
16	11/7	100-117	@Philadelphia	L	6-10	11,390	57	2/6	102-92	@Seattle	W	27-30	14,228
17	11/8	111-106	Cleveland	W	7-10	7514	58	2/8	123-129*	@Portland	L	27-31	12,666
18	11/11	102-101	@Portland	W	8-10	12,666	59	2/10	115-116	@Chicago	L	27-32	4647
19	11/12	101-111	@Golden State	L	8-11	9572	60	2/11	99-87	Utah	W	28-32	8145
20	11/14	125-127	@Seattle	L	8-12	13,334	61	2/13	113-106	Atlanta	W	29-32	8065
21	11/15	96-94	@San Diego	W	9-12	5211	62	2/15	107-105	Seattle	W	30-32	9116
22	11/18	94-107	@LA Lakers	L	9-13	10,169	63	2/18	114-113	Boston	W	31-32	11,810
23	11/21	121-134	@Denver	L	9-14	10,811	64	2/20	112-109	Milwaukee	L	32-32	11,046
24	11/26	118-100	New Jersey	W	10-14	6213	65	2/21	109-129	@Denver	L	32-33	13,691
25	11/28	94-104	@Detroit	L	10-15	6671	66	2/22	96-104	@Golden State	L	32-34	9533
26	11/29	104-106	San Antonio	L	10-16	8380	67	2/26	105-102	Dallas	W	33-34	8701
27	12/2	103-107	@Washington	L	10-17	5981	68	2/28	101-110	Golden State	L	33-35	8498
28	12/3	103-100	Phoenix	W	11-17	7719	69	3/3	98-99	LA Lakers	L	33-36	12,208
29	12/5	108-100	Houston	W	12-17	6982	70	3/4	111-97	@San Antonio	W	34-36	9208
30	12/6	88-107	@Indiana	L	12-18	7099	71	3/5	106-100	Portland	W	35-36	6822
31	12/10	112-100	San Diego	W	13-18	6018	72	3/8	105-68	Phoenix	W	36-36	8260
32	12/11	104-122	@San Antonio	L	13-19	7491	73	3/10	107-100	@San Diego	W	37-36	4154
33	12/13	114-107	Dallas	W	14-19	5578	74	3/13	101-116	@LA Lakers	L	37-37	17,505
34	12/16	133-118	@Denver	W	15-19	6909	75	3/15	87-97	Chicago	L	37-38	14,560
35	12/17	94-101	@Seattle	L	15-20	14,749	76	3/18	124-126**	Denver	L	37-39	8266
36	12/20	103-107	Indiana	L	15-21	5910	77	3/20	111-114*	San Antonio	L	37-40	8740
37	12/23	102-100	@Cleveland	W	16-21	3627	78	3/22	108-114	Houston	L	37-41	7942
38	12/26	103-113	Philadelphia	L	16-22	16,006	79	3/24	105-92	@Utah	W	38-41	7603
39	12/27	99-100	@New York	L	16-23	11,500	80	3/25	110-101	@Phoenix	W	39-41	12,665
40	12/28	102-99	@New Jersey	W	17-23	7229	81	3/27	84-91	@Houston	L	39-42	15,676
41	12/30	104-106	Golden State	L	17-24	11,742	82	3/29	113-104	Dallas	W	40-42	7171

\* = OT

### 1980-81 PLAYOFFS

#### First Round - Kansas City defeats Portland, 2-1

April 1	Kansas City	98	@ Portland	97 [OT]
April 3	Kansas City	119	vs. Portland	124 [OT]
April 5	Kansas City	104	@ Portland	95

April 15	Kansas City	89	@ Phoenix	101
April 17	Kansas City	76	vs. Phoenix	81
April 19	Kansas City	95	@ Phoenix	88

#### Semifinals - Kansas City defeats Phoenix, 4-3

April 7	Kansas City	80	@ Phoenix	102
April 8	Kansas City	88	@ Phoenix	83
April 10	Kansas City	93	vs. Phoenix	92
April 12	Kansas City	102	vs. Phoenix	95

#### Conference Finals - Kansas City falls to Houston, 1-4

April 21	Kansas City	78	vs. Houston	97
April 22	Kansas City	88	vs. Houston	79
April 24	Kansas City	88	@ Houston	92
April 26	Kansas City	89	@ Houston	100
April 29	Kansas City	88	vs. Houston	97

### FINAL STATISTICS

PLAYER	G.	MIN.	FGM	FGA	PCT.	FTM	FTA	PCT.	OFF.	DEF.	TOT.	AST.	PF	DQ	STL.	BLK.	PTS.	AVG.
Otis Birdsong	71	2593	710	1306	.544	317	455	.697	119	139	258	233	172	2	93	18	1747	24.6
Scott Wedman	81	2902	685	1437	.477	140	204	.686	128	305	433	226	294	4	97	46	1535	19.0
Phil Ford	66	2287	424	887	.478	294	354	.831	26	102	128	580	190	3	99	6	1153	17.5
Reggie King	81	2743	472	867	.544	264	386	.684	235	551	786	122	227	2	102	41	1208	14.9
Joe Meriweather	74	1514	206	415	.496	148	213	.695	126	267	393	77	219	4	27	80	560	7.6
Ernie Grunfeld	79	1584	260	486	.535	75	101	.743	31	175	206	205	155	1	60	15	595	7.5
Charles Whitney	47	782	149	306	.487	50	65	.769	29	77	106	68	98	0	47	6	350	7.4
Sam Lacey	82	2228	237	536	.442	92	117	.786	131	453	584	399	302	5	95	120	567	6.9
JoJo White*	13	236	36	82	.439	11	18	.611	3	18	21	37	21	0	11	1	83	6.4
Leon Douglas	79	1356	185	323	.573	102	186	.548	150	234	384	69	251	2	25	38	472	6.0
Frankie Sanders	23	186	34	77	.442	20	22	.909	6	15	21	17	20	0	16	1	88	3.8
Gus Gerard* (KC)	16	123	19	51	.373	19	29	.655	13	16	29	6	24	0	3	6	57	3.6
Lloyd Walton	61	821	90	218	.413	26	33	.788	13	35	48	208	45	0	32	2	206	3.4
John Lambert (KC)	43	475	65	160	.406	18	23	.783	27	63	90	24	74	0	12	5	148	3.4
Kings	82	19830	3572	7151	.500	1576	2206	.714	1037	2450	3487	2271	2092	23	719	385	8769	106.9
Opponents	82	19830	3424	7117	.481	1889	2500	.756	1138	2510	3648	1857	2015	20	717	383	8768	106.9

3-Pt. FG: Kansas City 49-168 (.292); Whitney 2-6 (.333); Wedman 25-77 (.325); Ford 11-36 (.306); Birdsong 10-35 (.286); Lacey 1-5 (.200); Douglas 0-3; \*Gerard 0-3; Sanders 0-3; Lambert (K.C.) 0-2; Walton 0-1. Opponents 31-153 (.203). \* Did not finish season with team

# 1981-82 KANSAS CITY KINGS



1975-1985



## 30-52 4TH - MIDWEST DIVISION

Front row — from left to right, Reggie King, Ken Dennard, Steve Johnson, Leon Douglas, Reggie Johnson, Eddie Johnson. Back row — from left to right, Trainer Bill Jones, Team Physician Dr. Howard Elfeldt, General Manager Jeff Cohen, Phil Ford, Charles Whitney, Ernie Grunfeld, Kevin Loder, Mike Woodson, Larry Drew, Assistant Coach Frank Hamblen, Head Coach Cotton Fitzsimmons.

G	DATE	SCORE	OPPONENT	W/L	REC.	ATT.	G	DATE	SCORE	OPPONENT	W/L	REC.	ATT.
1	10/30	102-113	San Antonio	L	0-1	10,262	42	1/27	103-110	Seattle	L	14-28	8125
2	10/31	89-95	@Dallas	L	0-2	7865	43	1/28	115-126	@San Antonio	L	14-29	9339
3	11/4	129-128	San Diego	W	1-2	5954	44	2/2	97-102	@Portland	L	14-30	12,666
4	11/6	90-86	Houston	W	2-2	6187	45	2/3	87-97	@Seattle	L	14-31	14,188
5	11/10	107-119	@Chicago	L	2-3	6697	46	2/5	109-102	San Antonio	W	15-31	6005
6	11/11	100-115	@Boston	L	2-4	15,320	47	2/7	110-126	Houston	L	15-32	6172
7	11/13	85-105	@Philadelphia	L	2-5	10,289	48	2/10	125-102	LA Lakers	W	16-32	8180
8	11/14	92-103	@New Jersey	L	2-6	12,015	49	2/12	114-129	Utah	L	16-33	6263
9	11/17	124-110	@New York	W	3-6	8824	50	2/14	93-103	Golden State	L	16-34	6114
10	11/19	99-102	@Indiana	L	3-7	5786	51	2/16	106-119	@Denver	L	16-35	7203
11	11/21	121-128	@Denver	L	3-8	12,015	52	2/17	110-107	Phoenix	W	17-35	5676
12	11/25	122-129*	Detroit	L	3-9	8024	53	2/19	113-97	San Diego	W	18-35	6284
13	11/27	115-123	Denver	L	3-10	6317	54	2/21	104-110	Milwaukee	L	18-36	6078
14	11/29	104-100	Golden State	W	4-10	6151	55	2/23	94-103	@Atlanta	L	18-37	7452
15	12/1	106-104	@Houston	W	5-10	10,027	56	2/24	111-123	Portland	L	18-38	6222
16	12/2	107-112	Portland	L	5-11	7380	57	2/26	98-100	@Washington	L	18-39	7492
17	12/4	112-109	Seattle	W	6-11	6428	58	2/27	119-127*	@Detroit	L	18-40	25,012
18	12/6	106-119	@LA Lakers	L	6-12	15,321	59	3/2	125-117	@Utah	W	19-40	7256
19	12/9	113-109*	Dallas	W	7-12	5964	60	3/3	120-82	Indiana	W	20-40	6326
20	12/11	102-122	@Utah	L	7-13	6336	61	3/5	98-110	@Phoenix	L	20-41	11,912
21	12/12	96-98	@Golden State	L	7-14	8973	62	3/7	124-122**	Chicago	W	21-41	6140
22	12/16	97-81	Phoenix	W	8-14	5199	63	3/9	99-105	@LA Lakers	L	21-42	11,614
23	12/18	100-95	Utah	W	9-14	8294	64	3/11	113-107	@San Diego	W	22-42	3545
24	12/19	87-95	@Phoenix	L	9-15	11,257	65	3/14	114-128	Philadelphia	L	22-43	10,510
25	12/22	106-101	@Milwaukee	W	10-15	10,988	66	3/17	117-116	@Golden State	W	23-43	7552
26	12/23	95-114	@Cleveland	L	10-16	2843	67	3/19	103-109	Seattle	L	23-44	5751
27	12/26	119-124*	Boston	L	10-17	13,599	68	3/21	118-97	San Diego	W	24-44	5668
28	12/29	92-104	@Dallas	L	10-18	9231	69	3/24	110-106	Atlanta	W	25-44	5248
29	12/30	120-116	Denver	W	11-18	7659	70	3/26	87-96	@Dallas	L	25-45	7896
30	1/1	93-125	@Golden State	L	11-19	7355	71	3/28	111-116	LA Lakers	L	25-46	8270
31	1/3	116-127*	@Portland	L	11-20	12,666	72	3/30	99-109	@Portland	L	25-47	12,666
32	1/5	104-112	@San Diego	L	11-21	3422	73	3/31	116-109	@Seattle	W	26-47	16,097
33	1/7	107-103	New York	W	12-21	5808	74	4/2	118-127	@Utah	L	26-48	6605
34	1/9	100-113	@San Antonio	L	12-22	10,656	75	4/4	95-104	@Phoenix	L	26-49	10,916
35	1/12	126-139	@Denver	L	12-23	9849	76	4/7	113-118	@San Antonio	L	26-50	8759
36	1/13	117-104	Cleveland	W	13-23	6384	77	4/9	115-99	Utah	W	27-50	4960
37	1/15	114-104	New Jersey	W	14-23	6529	78	4/11	121-126	San Antonio	L	27-51	4929
38	1/17	97-109	LA Lakers	L	14-24	8679	79	4/13	95-99	@Houston	L	27-52	11,133
39	1/19	112-120	@Houston	L	14-25	9187	80	4/14	114-95	Dallas	W	28-52	7164
40	1/21	94-110	Dallas	L	14-26	6881	81	4/16	123-121	Denver	W	29-52	6013
41	1/23	106-109*	Washington	L	14-27	5859	82	4/18	106-104	Houston	W	30-52	6908

\* = OT

## FINAL STATISTICS

PLAYER	G.	MIN.	FGM	FGA	PCT.	FTM	FTA	PCT.	OFF.	DEF.	TOT.	AST.	PF	DQ	STL.	BLK.	PTS.	AVG.
Cliff Robinson* (KC)	38	1229	322	708	.455	125	180	.694	83	239	322	71	120	1	46	60	769	20.2
Mike Woodson (KC)	76	2186	508	1001	.507	198	254	.780	97	137	234	206	199	2	135	33	1221	16.1
Steve Johnson	78	1741	395	644	.613	212	330	.642	152	307	459	91	372	25	39	89	1002	12.8
Ernie Grunfeld	81	1892	420	822	.511	188	229	.821	55	127	182	276	191	0	72	39	1030	12.7
Reggie Johnson (KC)	31	783	163	293	.556	51	72	.708	54	135	189	31	117	4	20	27	377	12.2
Reggie King	80	2609	383	752	.509	201	285	.705	162	361	523	173	221	6	84	29	967	12.1
Larry Drew	81	1973	358	757	.473	150	189	.794	30	119	149	419	150	0	110	1	874	10.8
Phil Ford	72	1952	285	649	.439	136	166	.819	24	81	105	451	160	0	63	1	713	9.9
Eddie Johnson	74	1517	295	643	.459	99	149	.664	128	194	322	109	210	6	50	14	690	9.3
Joe Meriweather	18	380	47	91	.516	31	40	.775	25	63	88	17	68	1	13	21	125	6.9
Kevin Loder	71	1139	208	448	.464	77	107	.720	69	126	195	88	147	0	35	30	493	6.9
Ken Dennard	30	607	62	121	.512	26	40	.650	47	86	133	42	81	0	35	8	150	5.0
John Lambert* (KC)	42	493	60	139	.432	21	28	.750	36	91	127	24	80	0	12	10	142	3.4
Sam Lacey* (KC)	2	20	3	5	.600	0	2	.000	0	4	4	4	2	0	2	1	6	3.0
Leon Douglas	63	1093	70	140	.500	32	80	.400	111	179	290	35	210	5	15	38	172	2.7
Charles Whitney	23	266	25	71	.352	4	7	.571	13	27	40	19	31	0	12	1	54	2.3
Kings	82	19715	3604	7284	.495	1551	2158	.719	1086	2276	3362	2056	2359	50	743	402	8785	107.1
Opponents	82	19715	3493	6984	.500	2005	2653	.756	1171	2552	3723	1853	2136	30	707	450	9039	110.2

3-Pt. FG: Kansas City 26-130 (.200); Drew 8-27 (.296); Woodson (K.C.) 7-24 (.292); Ford 7-32 (.219); Grunfeld 2-14 (.143); \*Lambert 1-6 (.167); E. Johnson 1-11 (.091); Loder 0-11; \*Robinson 0-3; R. Johnson (K.C.) 0-1; Whitney 0-1. Opponents 48-158 (.304).

\* Did not finish season with team

# 1982-83 KANSAS CITY KINGS



1975-1985



## 45-37 3RD - MIDWEST DIVISION

**Front row — from left to right, LaSalle Thompson, Joe Meriweather, Ken Dennard, Steve Johnson, Eddie Nealy, Reggie King. Back row — from left to right, President and General Manager Joe Axelson, Trainer Bill Jones, Larry Drew, Ray Williams, Eddie Johnson, Kevin Loder, Mike Woodson, Brook Steppe, Assistant Coach Frank Hamblen, Head Coach Cotton Fitzsimmons.**

G	DATE	SCORE	OPPONENT	W/L	REC.	ATT.	G	DATE	SCORE	OPPONENT	W/L	REC.	ATT.
1	10/29	113-111	Portland	W	1-0	12,492	42	1/26	115-125	Dallas	L	23-19	5156
2	11/2	119-112	Milwaukee	W	2-0	7442	43	1/28	99-114	Philadelphia	L	23-20	16,896
3	11/5	113-118	Dallas	L	2-1	7357	44	1/29	122-133	Indiana	L	23-21	5161
4	11/9	117-139	@LA Lakers	L	2-2	12,402	45	1/31	97-114	@New York	L	23-22	8046
5	11/10	100-106	@Phoenix	L	2-3	10,148	46	2/2	117-115	@Washington	W	24-22	4827
6	11/13	112-111	@San Diego	W	3-3	6437	47	2/4	125-143	LA Lakers (St. Louis)	L	24-23	19,206
7	11/16	105-102	@San Antonio	W	4-3	8943	48	2/6	106-116	@LA Lakers	L	24-24	17,505
8	11/20	127-120	@Dallas	W	5-3	9911	49	2/8	115-116*	@Houston	L	24-25	6506
9	11/24	122-112	Detroit	W	6-3	8225	50	2/9	103-98	Golden State	W	25-25	6084
10	11/25	88-79	@Houston	W	7-3	8583	51	2/16	102-111	Phoenix (St. Louis)	L	25-26	6078
11	11/27	105-99	Phoenix	W	8-3	8107	52	2/18	124-118	LA Lakers	W	26-26	15,116
12	11/28	110-118	@Cleveland	L	8-4	1989	53	2/20	128-106	Houston	W	27-26	5737
13	11/30	103-112	@New Jersey	L	8-5	9662	54	2/23	113-107	Washington	W	28-26	5525
14	12/1	143-132	Chicago	W	9-5	5425	55	2/25	125-131	San Antonio	L	28-27	9079
15	12/3	107-123	Golden State	L	9-6	5882	56	2/26	107-118	@Dallas	L	28-28	14,039
16	12/5	106-103	Seattle (St. Louis)	W	10-6	8180	57	3/1	111-129	@Boston	L	28-29	15,320
17	12/8	101-102*	San Antonio	L	10-7	6211	58	3/3	125-118	@Detroit	W	29-29	7258
18	12/10	118-106	San Diego	W	11-7	5435	59	3/4	120-103	Indiana	W	30-29	6414
19	12/11	122-110	@San Antonio	W	12-7	9044	60	3/6	144-105	San Diego	W	31-29	5566
20	12/15	119-118	New Jersey	W	13-7	7440	61	3/9	129-113	Dallas	W	32-29	11,556
21	12/17	90-93	@Seattle	L	13-8	11,263	62	3/11	100-108	@Milwaukee	L	32-30	11,052
22	12/18	106-90	@Golden State	W	14-8	7268	63	3/13	115-120*	Seattle	L	32-31	7754
23	12/20	117-119*	@Utah	L	14-9	7082	64	3/15	98-115	@Portland	L	32-32	12,666
24	12/22	146-102	Denver	W	15-9	6439	65	3/16	102-110	@Seattle	L	32-33	10,981
25	12/26	120-118	Utah	W	16-9	6059	66	3/18	96-109	@LA Lakers	L	32-34	15,817
26	12/28	129-124	Boston	W	17-9	16,482	67	3/20	128-114	Golden State	W	33-34	5773
27	12/30	107-113	Portland	L	17-10	9704	68	3/22	117-94	Cleveland	W	34-34	4924
28	1/2	108-104	@Atlanta	W	18-10	4558	69	3/24	95-112	@Phoenix	L	34-35	10,087
29	1/4	121-137	@Denver	L	18-11	7989	70	3/26	114-111	@Dallas	W	35-35	14,574
30	1/5	138-118	Denver	W	19-11	7222	71	3/27	110-95	Portland	W	36-35	6495
31	1/7	139-117	Utah	W	20-11	7818	72	3/29	111-95	@Houston	W	37-35	6291
32	1/8	113-125	@Philadelphia	L	20-12	16,522	73	4/1	135-119	@San Diego	W	38-35	3267
33	1/11	98-106	@Utah	L	20-13	8595	74	4/2	122-112	@Golden State	W	39-35	5232
34	1/12	118-113	San Antonio	W	21-13	8719	75	4/5	113-130	@San Antonio	L	39-36	7887
35	1/14	120-127	@San Diego	L	21-14	3012	76	4/6	130-113	Denver	W	40-36	7130
36	1/15	110-121	@Portland	L	21-15	12,666	77	4/8	112-97	Utah	W	41-36	8664
37	1/16	96-111	@Seattle	L	21-16	14,253	78	4/9	108-102	@Utah	W	42-36	8968
38	1/19	91-88	New York	W	22-16	11,565	79	4/12	112-102	@Chicago	W	43-36	3936
39	1/21	115-108	Houston	W	23-16	7129	80	4/13	114-103	Atlanta	W	44-36	8429
40	1/23	92-102	Phoenix	L	23-17	7065	81	4/15	117-102	Houston	W	45-36	8379
41	1/25	112-119	@Denver	L	23-18	8133	82	4/17	116-125	@Denver	L	45-37	17,619

\* = OT

## FINAL STATISTICS

PLAYER	G.	MIN.	FGM	FGA	PCT.	FTM	FTA	PCT.	OFF.	DEF.	TOT.	AST.	PF	DQ	STL.	BLK.	PTS.	AVG.
Larry Drew	75	2690	599	1218	.492	310	378	.820	44	163	207	610	207	1	126	10	1510	20.1
Eddie Johnson	82	2933	677	1370	.494	247	317	.779	191	310	501	216	259	3	70	20	1621	19.8
Mike Woodson	81	2426	584	1154	.506	298	377	.790	84	164	248	254	203	0	137	59	1473	18.2
Ray Williams	72	2170	419	1068	.392	256	333	.769	93	234	327	569	248	3	120	26	1109	15.4
Steve Johnson	79	1544	371	595	.624	186	324	.574	140	258	398	95	323	9	40	83	928	11.7
Reggie Johnson* (KC)	50	992	178	355	.501	73	100	.730	75	126	201	48	150	2	18	26	430	8.6
Joe Meriweather	78	1706	258	453	.570	102	163	.626	150	274	424	64	285	4	47	86	618	7.9
LaSalle Thompson	71	987	147	287	.512	89	137	.650	133	242	375	33	186	1	40	61	383	5.4
Kevin Loder	66	818	138	300	.460	53	80	.663	37	88	125	72	98	0	29	8	334	5.1
Reggie King	58	995	104	225	.462	73	96	.760	91	149	240	58	94	1	28	11	281	4.8
Ed Nealy	82	1643	147	247	.595	70	114	.614	170	315	485	62	247	4	68	12	364	4.4
Brook Steppe	62	606	84	176	.477	76	100	.760	25	48	73	68	92	0	26	3	245	4.0
Ken Dennard	22	224	11	34	.324	6	9	.667	20	32	52	6	27	0	16	1	28	1.3
Leon Douglas*	5	46	2	3	.667	0	2	.000	3	4	7	0	13	0	0	3	4	0.8
Kings	82	19780	3719	7485	.497	1839	2530	.727	1256	2407	3663	2155	2432	28	765	409	9328	113.8
Opponents	82	19780	3531	7250	.487	2107	2885	.730	1250	2403	3653	1997	2245	37	809	439	9209	112.3

3-Pt. FG: Kansas City 51-215 (.237); Loder 5-9 (.556); E. Johnson 20-71 (.282); \*R. Johnson 1-4 (.250); Williams 15-74 (.203); Steppe 1-7 (.143); Drew 2-16 (.125); Thompson 0-1. Opponents 40-188 (.213).  
\* Did not finish season with team



# 1983-84 KANSAS CITY KINGS



1975-1985



## 38-44 TIED 3RD - MIDWEST DIVISION

**Front row — from left to right,** Eddie Johnson, Eddie Nealy, LaSalle Thompson, Dave Robisch, Joe Meriweather, Mark Olberding, Larry Micheaux. **Back row — from left to right,** Trainer Bill Jones, President and General Manager Joe Axelson, Dane Suttle, Mike Woodson, Billy Knight, Reggie Theus, Don Buse, Larry Drew, Assistant Coach Frank Hamblen, Head Coach Cotton Fitzsimmons.

\* = OT

G	DATE	SCORE	OPPONENT	W/L	REC.	ATT.	G	DATE	SCORE	OPPONENT	W/L	REC.	ATT.
1	10/28	107-117	LA Lakers	L	0-1	15,782	42	1/26	106-114	Seattle	L	17-25	6921
2	10/30	116-121	Seattle	L	0-2	6479	43	1/31	107-122	Houston	L	17-26	7151
3	11/1	116-114	Golden State	W	1-2	8140	44	2/1	110-119	@Boston	L	17-27	14,890
4	11/3	128-131	Denver	L	1-3	6035	45	2/3	114-112	@New Jersey	W	18-27	12,873
5	11/5	123-106	Houston	W	2-3	12,355	46	2/4	107-100	Denver	W	19-27	9053
6	11/8	97-100	@Chicago	L	2-4	4647	47	2/7	110-112*	Milwaukee	L	19-28	6141
7	11/9	93-95	@Milwaukee	L	2-5	9285	48	2/8	118-110	@San Antonio	W	20-28	7137
8	11/11	100-108	@Philadelphia	L	2-6	16,027	49	2/10	96-115	@Dallas	L	20-29	13,854
9	11/12	106-131	@Detroit	L	2-7	10,288	50	2/11	94-91	Washington	W	21-29	6667
10	11/15	101-100	@Washington	W	3-7	4605	51	2/14	100-106	New York	L	21-30	6193
11	11/17	129-128	@San Antonio	W	4-7	7192	52	2/16	121-99	Utah	W	22-30	5443
12	11/22	118-99	San Diego	W	5-7	5702	53	2/18	111-106	Atlanta Hawks	W	23-30	11,190
13	11/25	96-98	@Dallas	L	5-8	13,873	54	2/21	119-112	Detroit	W	24-30	8145
14	11/26	117-116	Utah	W	6-8	7424	55	2/23	95-107	Phoenix	L	24-31	11,209
15	11/28	113-104	Portland	W	7-8	5604	56	2/25	136-148	@Denver	L	24-32	13,808
16	11/30	120-118	@Phoenix	W	8-8	8507	57	2/28	142-137**	Cleveland	W	25-32	11,220
17	12/1	95-106	@Golden State	L	8-9	4463	58	3/1	108-101	@Houston	W	26-32	7633
18	12/3	107-112	@Utah	L	8-10	8314	59	3/2	94-108	@Dallas	L	26-33	13,010
19	12/6	112-103	Dallas	W	9-10	6033	60	3/3	105-103	Dallas	W	27-33	9776
20	12/8	106-129	@LA Lakers	L	9-11	11,911	61	3/6	128-110	Portland	W	28-33	8889
21	12/10	119-103	Indiana	W	10-11	7241	62	3/8	115-110	Chicago	W	29-33	6396
22	12/14	105-99	@Seattle	W	11-11	8554	63	3/11	109-115	Golden State	L	29-34	6607
23	12/15	116-119	@Golden State	L	11-12	4971	64	3/14	101-93	@Atlanta Hawks	W	30-34	4899
24	12/17	99-119	@Phoenix	L	11-13	9338	65	3/15	108-107	@Indiana	W	31-34	7803
25	12/20	131-114	Denver	W	12-13	4751	66	3/17	109-123	@New York	L	31-35	9440
26	12/23	126-122	San Antonio	W	13-13	5356	67	3/18	108-97	@Cleveland	W	32-35	2796
27	12/27	109-112	Philadelphia	L	13-14	17,009	68	3/20	115-102	@Houston	W	33-35	7143
28	12/29	127-138	@San Antonio	L	13-15	8572	69	3/21	116-123	LA Lakers	L	33-36	17,164
29	12/30	96-99	San Diego	L	13-16	6944	70	3/23	116-126	@Denver	L	33-37	11,952
30	1/3	104-123	@Portland	L	13-17	12,666	71	3/24	125-118	San Antonio	W	34-37	13,747
31	1/4	121-122	@San Diego	L	13-18	3552	72	3/27	106-110	@Utah	L	34-38	9110
32	1/6	110-130	@Utah	L	13-19	10,898	73	3/28	94-111	@Seattle	L	34-39	9115
33	1/7	100-98	Phoenix	W	14-19	9495	74	3/29	113-120	@Portland	L	34-40	12,666
34	1/10	112-102	Dallas	W	15-19	5608	75	3/31	105-103	Utah	W	35-40	13,546
35	1/12	89-95	LA Lakers	L	15-20	9131	76	4/3	109-113	@Phoenix	L	35-41	13,627
36	1/14	104-109	@Houston	L	15-21	9818	77	4/4	121-116	@San Diego	W	36-41	3203
37	1/15	109-96	San Diego	W	16-21	7502	78	4/6	97-112	@LA Lakers	L	36-42	17,505
38	1/17	113-122	Boston	L	16-22	11,478	79	4/7	89-98	@Golden State	L	36-43	9000
39	1/20	114-116	@Denver	L	16-23	10,997	80	4/10	113-125	Seattle	L	36-44	11,512
40	1/21	94-114	@Portland	L	16-24	12,666	81	4/12	114-102	San Antonio	W	37-44	12,994
41	1/24	113-104	New Jersey	W	17-24	6090	82	4/14	108-96	Houston	W	38-44	16,147

### 1983-84 PLAYOFFS

<b>First Round (0-3)</b>	April 20	Kansas City 102	@	Los Angeles 109			
April 18	Kansas City 105	@	Los Angeles 116	April 22	Kansas City 102	vs.	Los Angeles 108

### FINAL STATISTICS

PLAYER	G.	MIN.	FGM	FGA	PCT.	FTM	FTA	PCT.	OFF.	DEF.	TOT.	AST.	PF	DQ	STL.	BLK.	PTS.	AVG.
Eddie Johnson	82	2920	753	1552	.485	268	331	.810	165	290	455	296	266	4	76	21	1794	21.9
Larry Drew	73	2363	474	1026	.462	243	313	.776	33	113	146	558	170	0	121	10	1194	16.4
Reggie Theus (KC)	30	897	170	388	.438	130	173	.751	29	54	83	210	93	1	29	9	474	15.8
Mike Woodson	71	1838	389	816	.477	247	302	.818	62	113	175	175	174	2	83	28	1027	14.5
Billy Knight	75	1885	358	729	.491	243	283	.859	89	166	255	160	122	0	54	6	963	12.8
LaSalle Thompson	80	1915	333	637	.523	160	223	.717	260	449	709	86	327	8	71	145	826	10.3
Steve Johnson	50	893	189	342	.553	101	177	.571	94	158	252	63	188	7	22	48	479	9.6
Mark Olberding	81	2160	249	504	.494	261	318	.821	119	326	445	192	291	2	50	28	759	9.4
Joe Meriweather	73	1501	193	363	.532	94	123	.764	111	242	353	51	247	8	35	61	480	6.6
Dane Suttle	40	469	109	214	.509	40	47	.851	21	25	46	46	46	0	20	0	258	6.5
Dave Robisch (KC)	8	162	18	48	.375	11	13	.846	12	17	29	6	15	0	3	1	47	5.9
Don Buse	76	1327	150	352	.426	63	80	.788	29	87	116	303	62	0	86	1	381	5.0
Kevin Loder* (KC)	10	133	19	43	.442	9	13	.692	7	11	18	14	15	0	3	5	48	4.8
Larry Micheaux	39	332	49	90	.544	21	39	.538	40	73	113	19	46	0	21	11	119	3.1
Ed Nealy	71	960	63	126	.500	48	60	.800	73	149	222	50	138	1	41	9	174	2.5
Kings	82	19755	3516	7230	.486	1939	2495	.777	1144	2273	3417	2229	2200	33	715	383	9023	110.0
Opponents	82	19755	3601	7169	.502	1909	2510	.761	1126	2387	3513	2108	2191	30	660	493	9144	111.5

3-Pt. FG: Kansas City 52-189 (.275); \*Loder 1-3 (.333); E. Johnson 20-64 (.313); Buse 18-59 (.305); Drew 3-10 (.300); Knight 4-14 (.286); Woodson 2-8 (.250); Theus (K.C.) 4-27 (.148); Suttle 0-3; Olberding 0-1. Opponents 33-164 (.201).

\* Did not finish season with team



# 1984-85 KANSAS CITY KINGS



1975-1985



31-51  
5TH - MIDWEST  
DIVISION

**Front row — from left to right, Don Buse, Larry Drew, Eddie Johnson, LaSalle Thompson, Mark Olberding, Reggie Theus, Mike Woodson. Back row — from left to right, Assistant Coach Frank Hamblen, Head Coach Phil Johnson, Joe Meriweather, Mark McNamara, Otis Thorpe, Peter Verhoeven, David Pope, President and General Manager Joe Axelson, Trainer Bill Jones.**

G	DATE	SCORE	OPPONENT	W/L	REC.	ATT.	G	DATE	SCORE	OPPONENT	W/L	REC.	ATT.
1	10/27	119-140	Portland	L	0-1	11,321	42	1/24	119-120	Milwaukee	L	14-28	6228
2	10/30	104-109	Chicago	L	0-2	9391	43	1/26	120-111	Golden State	W	15-28	4999
3	11/1	106-109	Houston	L	0-3	11,640	44	1/29	97-103	@Chicago	L	15-29	7216
4	11/3	114-128	Denver	L	0-4	6440	45	1/30	116-120	@Detroit	L	15-30	9556
5	11/6	94-108	@Houston	L	0-5	13,590	46	2/1	123-142	@Boston	L	15-31	14,890
6	11/9	101-99	@New Jersey	W	1-5	9492	47	2/2	106-124	@Cleveland	L	15-32	3775
7	11/10	100-113	@New York	L	1-6	9373	48	2/5	135-116	San Antonio	W	16-32	3629
8	11/16	116-128	@LA Lakers	L	1-7	13,287	49	2/7	96-114	Utah	L	16-33	5153
9	11/17	113-121	@LA Clippers	L	1-8	7335	50	2/12	109-127	@San Antonio	L	16-34	7155
10	11/20	129-122	Utah	W	2-8	7132	51	2/14	123-138	Denver	L	16-35	6256
11	11/21	92-97	@Washington	L	2-9	4862	52	2/16	111-106	@Seattle	W	17-35	6685
12	11/23	122-105	@Indiana	W	3-9	11,504	53	2/17	96-115	@Portland	L	17-36	12,666
13	11/24	124-135	Boston	L	3-10	17,341	54	2/19	116-96	Portland	W	18-36	3424
14	11/27	96-104	@Seattle	L	3-11	5160	55	2/21	117-123	LA Lakers	L	18-37	9606
15	11/29	107-110	@Golden State	L	3-12	3782	56	2/23	98-121	Dallas	L	18-38	6193
16	11/30	121-130	@LA Lakers	L	3-13	12,766	57	2/26	110-103	Phoenix	W	19-38	3451
17	12/5	121-100	Atlanta	W	4-13	5355	58	2/28	119-127	Philadelphia	L	19-39	11,638
18	12/7	113-121	@Phoenix	L	4-14	10,306	59	3/2	111-114	@Phoenix	L	19-40	14,502
19	12/9	120-123	@Utah (Las Vegas)	L	4-15	4070	60	3/3	126-122*	@LA Clippers	W	20-40	7374
20	12/11	121-120	San Antonio	W	5-15	5687	61	3/5	134-113	New Jersey	W	21-40	3558
21	12/12	107-116	@Dallas	L	5-16	14,226	62	3/7	142-140	Denver	W	22-40	3475
22	12/14	123-117	@Denver	W	6-16	6497	63	3/8	114-127	@Milwaukee	L	22-41	11,052
23	12/15	110-105	Seattle	W	7-16	5732	64	3/10	129-111	LA Clippers	W	23-41	4367
24	12/18	127-116	Phoenix	W	8-16	4498	65	3/12	120-114	Portland	W	24-41	3482
25	12/20	118-113	@Portland	W	9-16	12,666	66	3/13	100-118	@Dallas	L	24-42	16,963
26	12/22	129-123	Detroit	W	10-16	6190	67	3/15	112-115	@Utah	L	24-43	9703
27	12/26	122-133	@Utah	L	10-17	8790	68	3/17	107-101	Utah	W	25-43	3737
28	12/27	96-92	Houston	W	11-17	12,986	69	3/20	118-117*	@Philadelphia	W	26-43	8874
29	12/29	115-123	Indiana	L	11-18	5961	70	3/22	121-102	@Atlanta	W	27-43	13,890
30	1/2	107-115	Phoenix	L	11-19	5760	71	3/23	113-105	New York	W	28-43	4554
31	1/4	132-112	LA Clippers	W	12-19	5272	72	3/25	121-106	Seattle	W	29-43	3787
32	1/5	107-135	@Dallas	L	12-20	17,007	73	3/26	93-115	@Houston	L	29-44	11,438
33	1/7	110-101	Golden State	W	13-20	4794	74	3/28	115-133	@Denver	L	29-45	10,449
34	1/8	110-112	@Houston	L	13-21	13,406	75	3/30	137-121	Golden State	W	30-45	4999
35	1/10	110-117*	Dallas	L	13-22	4997	76	4/3	122-124	@LA Clippers	L	30-46	7541
36	1/11	121-143	@Denver	L	13-23	7410	77	4/5	125-132	@LA Lakers	L	30-47	14,625
37	1/13	114-119	@Seattle	L	13-24	7814	78	4/6	125-141	@Golden State	L	30-48	4836
38	1/15	112-116	Cleveland	L	13-25	4720	79	4/9	117-105	Dallas	W	31-48	3862
39	1/17	130-141	San Antonio	L	13-26	5995	80	4/11	123-125	Houston	L	31-49	7396
40	1/19	103-98	Washington	W	14-26	6335	81	4/12	112-117	@San Antonio	L	31-50	7317
41	1/22	113-117	@San Antonio	L	14-27	7958	82	4/14	116-122	LA Lakers	L	31-51	11,371

\* = OT

## FINAL STATISTICS

PLAYER	G.	MIN.	FGM	FGA	PCT.	FTM	FTA	PCT.	OFF.	DEF.	TOT.	AST.	PF	DQ	STL.	BLK.	PTS.	AVG.
Eddie Johnson	82	3029	769	1565	.491	325	373	.871	151	256	407	273	237	2	83	22	1876	22.9
Mike Woodson	78	1998	530	1068	.496	264	330	.800	69	129	198	143	216	1	117	28	1329	17.0
Reggie Theus	82	2543	501	1029	.487	334	387	.863	106	164	270	656	250	0	95	18	1341	16.4
Larry Drew	72	2373	457	913	.501	154	194	.794	39	125	164	484	147	0	93	8	1075	14.9
Otis Thorpe	82	1918	411	685	.600	230	371	.620	187	369	556	111	256	2	34	37	1052	12.8
LaSalle Thompson	82	2458	369	695	.531	227	315	.721	274	580	854	130	328	4	98	128	965	11.8
Mike Olberding	81	2277	265	528	.502	293	352	.832	139	374	513	243	298	8	56	11	823	10.2
Billy Knight* (KC)	16	189	31	69	.449	13	16	.813	10	12	22	21	14	0	2	1	76	4.8
Joe Meriweather	76	1061	121	243	.498	96	124	.774	94	169	263	27	181	1	17	28	339	4.5
Don Buse	65	939	82	203	.404	23	30	.767	21	40	61	203	75	0	38	1	218	3.4
Ed Nealy	22	225	26	44	.591	10	19	.526	15	29	44	18	26	0	3	1	62	2.8
Mark McNamara (KC)	33	210	28	58	.483	23	44	.523	24	33	57	6	22	0	5	7	79	2.4
Peter Verhoeven	54	366	51	108	.472	21	25	.840	28	35	63	17	85	1	15	7	123	2.3
Dane Suttle*	6	24	6	13	.462	2	2	1.000	0	3	3	2	3	0	1	0	14	2.3
David Pope* (KC)	22	129	17	53	.321	7	13	.538	9	9	18	5	30	0	3	3	41	1.9
Kenny Natt* (KC)	4	16	0	1	.000	0	0	—	1	0	1	3	1	0	0	0	0	0.0
Kings	82	19755	3664	7275	.504	2022	2595	.779	1167	2327	3494	2342	2169	19	661	300	9413	114.8
Opponents	82	19755	3805	7461	.510	1957	2546	.769	1166	2267	3433	2344	2205	30	761	512	9632	117.5

3-Pt. FG: Kansas City 62-238 (.265); \*Knight 1-1 (.000); Meriweather 1-2 (.500); Buse 31-87 (.356); Drew 7-28 (.250); Johnson 13-54 (.241); Woodson 5-21 (.238); Theus 5-38 (.139); Olberding 0-3; Thorpe 0-2; \*Pope 0-1; \*Suttle 0-1; Verhoeven 0-1. Opponents 65-259 (.251).  
\* Did not finish season with team

# 1985-86 SACRAMENTO KINGS



Front row — from left to right, Reggie Theus, Mark Olberding, Otis Thorpe, Rich Kelley, Joe Kleine, LaSalle Thompson, Eddie Johnson. Back row — from left to right, Assistant Coach Jerry Reynolds, Assistant Coach Frank Hamblen, Head Coach Phil Johnson, Mike Bratz, Carl Henry, Terry Tyler, Mike Woodson, Larry Drew, President and General Manager Joe Axelson, Trainer Bill Jones.

## FINAL STATISTICS

PLAYER	G.	MIN.	FGM	FGA	PCT.	FTM	FTA	PCT.	OFF.	DEF.	TOT.	AST.	PF	DQ	STL.	TO	BLK.	PTS.	AVG.
Eddie Johnson	82	2514	623	1311	.475	280	343	.816	173	246	419	214	237	0	54	191	17	1530	18.7
Reggie Theus	82	2919	546	1137	.480	405	490	.827	73	231	304	788	231	3	112	327	20	1503	18.3
Mike Woodson	81	2417	510	1073	.475	242	289	.837	94	132	226	197	215	1	92	145	37	1264	15.6
LaSalle Thompson	80	2377	411	794	.518	202	276	.732	252	518	770	168	295	8	71	184	109	1024	12.8
Larry Drew	75	1971	376	776	.485	128	161	.795	25	100	125	338	134	0	66	133	2	890	11.9
Otis Thorpe	75	1675	289	492	.587	164	248	.661	137	283	420	84	233	3	35	123	34	742	9.9
Terry Tyler	71	1651	295	649	.455	84	112	.750	109	204	313	94	159	0	64	94	108	674	9.5
Mark Olberding	81	2157	225	403	.558	162	210	.771	113	310	423	266	276	3	43	148	23	612	7.6
Joe Kleine	80	1180	160	344	.465	94	130	.723	113	260	373	46	224	1	24	107	34	414	5.2
Carl Henry	28	149	31	67	.463	12	17	.706	8	11	19	4	11	0	5	9	0	78	2.8
Michael Adams*	18	139	16	44	.364	8	12	.667	2	4	6	22	9	0	9	11	1	40	2.2
Mike Bratz	33	269	26	70	.371	14	18	.778	2	21	23	39	43	0	13	17	0	70	2.1
Rich Kelley	37	324	28	49	.571	18	22	.818	29	52	81	43	62	0	10	22	3	74	2.0
David Cooke*	6	38	2	11	.182	5	10	.500	5	5	10	1	5	0	4	2	0	9	1.5
Kings	82	19780	3538	7220	.490	1818	2338	.778	1135	2377	3512	2304	2134	19	602	1553	388	8924	108.8
Opponents	82	19780	3566	7225	.494	1971	2609	.755	1142	2339	3481	2118	2083	29	751	1409	478	9176	111.9

3-Pt. FG: Sacramento Kings 30-134 (.224); Henry 4-10 (.400); Drew 10-31 (.323); Bratz 4-14 (.286); Johnson 4-20 (.200); Theus 6-35 (.171); Woodson 2-13 (.154); \*Adams 0-3; Tyler 0-3; Kelley 0-2; Olberding 0-2; Thompson 0-1. Opponents 73-281 (.260).

\* Did not finish season with team

## 1985-86 PLAYOFFS

### Fifth Place in Midwest Division

First Round (0-3)

April 17	Sacramento 87	@	Houston	107
April 19	Sacramento 103	@	Houston	111
April 22	Sacramento 98	vs.	Houston	113

## TEAM NOTES

- With the seventh overall pick in the 1985 NBA Draft (June 18), the Kings made Arkansas forward Joe Kleine the club's first draft selection in the Sacramento era.
- On August 20, 1985, the Atlantic Richfield Company (ARCO) and the Sacramento Sports Association, owners of the Kings and the Sacramento Sports Arena, agreed to a 10-year sponsorship contract which included naming the facility ARCO Arena.
- On October 25, 1985, the LA Clippers defeated the Kings, 108-104, before a sold out crowd of 10,333 at ARCO Arena in the first regular season professional basketball game played in Sacramento.
- Kings clinched a berth in the Western Conference playoffs on April 5, 1986 with a 119-110 victory versus Phoenix.
- On April 22, 1986, in the third game of a first round Western Conference playoff matchup, the Houston Rockets defeated the Kings, 113-98, before a standing room only crowd at ARCO Arena. The Rockets went on to defeat the Kings, 3-0, in the series and advance to the NBA Finals before losing, 4-2, to the Boston Celtics.

# 1985-86 GAME-BY-GAME

G	DATE	SCORE	+/-	OPPONENT	W/L	REC	KINGS HI. SCORER	OPPONENT HI. SCORER	ATT
1	10/25	104-108	-4	LA Clippers	L	0-1	Theus-24	Smith-36	10,333
2	10/26	112-123	-11	@Denver	L	0-2	Thorpe-24	English-32	9309
3	10/31	122-116	+6	Houston	W	1-2	Johnson-37	Olajuwon-30	10,333
4	11/2	113-119	-6	@Dallas	L	1-3	Thorpe-24	Aguirre-42	16,373
5	11/7	94-95	-1	Cleveland	L	1-4	Drew-23	Free-29	10,333
6	11/9	98-93	+5	Seattle	W	2-4	Woodson-17	McDaniel-18	10,333
7	11/10	111-117	-6	@Golden State	L	2-5	Thorpe-24	Short/Smith-21	11,568
8	11/12	115-126	-11	@Portland	L	2-6	Johnson/Drew-26	Vandeweghe-26	12,666
9	11/14	112-103	+9	Golden State	W	3-6	Johnson-29	Short-32	10,333
10	11/16	96-100	-4	Utah	L	3-7	Drew-24	Dantley-36	10,333
11	11/19	103-99	+4	@San Antonio	W	4-7	Woodson-26	Mitchell-18	5486
12	11/21	97-131	-34	Milwaukee	L	4-8	Johnson-28	Lister/Breuer-19	10,333
13	11/23	118-122	-4	@Denver	L	4-9	Johnson-22	Natt-29	11,793
14	11/24	103-118	-15	New Jersey	L	4-10	Theus/Wood-16	Birdsong-21	10,333
15	11/26	111-107	+4	Phoenix	W	5-10	Theus-25	Edwards-30	10,333
16	11/29	111-133	-22	@Dallas	L	5-11	Theus-23	Aguirre/Perkins-27	17,007
17	11/30	114-131	-17	@Houston	L	5-12	Theus-27	Olajuwon/Leavell-21	14,840
18	12/3	131-118	+13	Chicago	W	6-12	Johnson-29	Wooldridge-23	10,333
19	12/4	103-128	-25	@LA Clippers	L	6-13	Theus/Wood-14	Johnson-31	5472
20	12/7	122-112	+10	@Detroit	W	7-13	Woodson-29	Thomas-27	12,467
21	12/8	89-111	-22	@Washington	L	7-14	Woodson-18	Ruland-25	4553
22	12/10	100-106	-6	@New Jersey	L	7-15	Johnson-23	Richardson-23	9018
23	12/11	101-118	-17	@Boston	L	7-16	Henry-18	Bird-24	14,890
24	12/14	108-103	+5	@Chicago	W	8-16	Theus-21	Green-21	8823
25	12/15	82-140	-58	@Milwaukee	L	8-17	Theus-18	Cummings-21	10,103
26	12/17	132-121	+11	Detroit	W	9-17	Theus-27	Thomas-28	10,333
27	12/19	106-107	-1	@Phoenix	L	9-18	Theus-26	Nance-30	9429
28	12/21	116-117	-1	LA Lakers	L	9-19	Johnson-31	Johnson-24	10,333
29	12/26	121-131	-10	@Golden State	L	9-20	Johnson/Theus-30	Short-41	10,431
30	12/28	111-133	-22	LA Lakers	L	9-21	Theus/Thompson-21	Worthy-31	10,333
31	12/30	84-87	-3	Philadelphia	L	9-22	Johnson-16	Barkley-26	10,333
32	1/2	114-106	+8	San Antonio	W	10-22	Woodson-24	Matthews-23	10,333
33	1/4	112-107	+5	Denver	W	11-22	Woodson-28	English-28	10,333
34	1/6	106-87	+19	Washington	W	12-22	Woodson-21	Williams-22	10,333
35	1/8	88-87	+1	@Indiana	W	13-22	Woodson-25	Williams-18	6557
36	1/10	102-113	-11	@Philadelphia	L	13-23	Theus-23	Malone-26	12,147
37	1/11	101-105	-4	@Cleveland	L	13-24	Woodson-23	Free-24	8495
38	1/13	97-115	-18	@New York	L	13-25	Woodson-21	Ewing-24	12,571
39	1/14	104-115	-11	@Atlanta	L	13-26	Tyler-20	Wilkins-25	4343
40	1/17	125-111	+14	@Golden State	W	14-26	Woodson-31	Short-28	11,409
41	1/18	98-96*	+2	Seattle	W	15-26	Johnson-24	Sikma-30	10,333
42	1/21	119-110	+9	Dallas	W	16-26	Johnson-27	Blackman-23	10,333
43	1/23	107-124	-17	@Houston	L	16-27	Thompson-22	Reid-23	13,215
44	1/25	125-129	-4	Portland	L	16-28	Theus-28	Vandeweghe-33	10,333
45	1/26	121-116	+5	@Portland	W	17-28	Johnson-38	Vandeweghe-29	12,666
46	1/28	125-120	+5	Denver	W	18-28	Tyler-26	English-36	10,333
47	1/30	109-111	-2	Houston	L	18-29	Woodson-26	Lloyd-26	10,333
48	1/31	101-113	-12	@Utah	L	18-30	Theus-37	Dantley-33	10,545
49	2/3	94-90	+4	New York	W	19-30	Woodson-24	Ewing-18	10,333
50	2/6	115-106	+9	Seattle	W	20-30	Theus-23	Henderson/Young-18	10,333
51	2/11	105-100	+5	Boston	W	21-30	Woodson-27	Bird-29	10,333
52	2/13	114-123	-9	Atlanta	L	21-31	Theus-28	Wilkins-43	10,333
53	2/16	94-113	-19	@San Antonio	L	21-32	Drew-18	Lamp-16	7342
54	2/18	115-105	+10	Houston	W	22-32	Theus/Wood-22	Sampson-24	10,333
55	2/20	107-105	+2	San Antonio	W	23-32	Jhsn/Theus/Wood-18	Robertson-21	10,333
56	2/21	118-110	+8	@Phoenix	W	24-32	Johnson-36	Davis-31	12,345
57	2/23	127-124	+3	Golden State	W	25-32	Johnson-23	Short-34	10,333
58	2/25	102-100	+2	@Seattle	W	26-32	Johnson-20	Henderson-22	5069
59	2/28	121-100	+21	Indiana	W	27-32	Theus-27	Williams-25	10,333
60	3/1	94-110	-16	@Utah	L	27-33	Theus-17	Dantley-25	12,452
61	3/4	94-92	+2	Utah	W	28-33	Theus/Johnson-19	Dantley-36	10,333
62	3/6	105-116	-11	@Houston	L	28-34	Woodson-34	Sampson-35	12,802
63	3/8	121-122**	-1	@LA Lakers	L	28-35	Thorpe-28	Johnson-33	17,505
64	3/9	102-117	-15	Dallas	L	28-36	Woodson-17	Blackman-27	10,333
65	3/11	132-120	+12	San Antonio	W	29-36	Theus-33	Mitchell-31	10,333
66	3/12	127-120*	+7	@Dallas	W	30-37	Theus-32	Blackman-46	16,890
67	3/14	104-105	-1	@LA Clippers	L	30-37	Johnson-29	Benjamin-26	7717
68	3/16	113-119	-6	@Denver	L	30-38	Johnson-29	English-36	14,366
69	3/18	117-113	+4	Denver	W	31-38	Johnson-24	English-29	10,333
70	3/19	104-108	-4	@Phoenix	L	31-39	Theus-25	Davis-26	10,676
71	3/22	113-115	-2	LA Lakers	L	31-40	Theus-20	Worthy-32	10,333
72	3/23	102-112	-10	@Portland	L	31-41	Woodson-39	Drexler-32	12,666
73	3/25	116-99	+17	Portland	W	32-41	Drew/Theus/Tyler-18	Vanderweghe-23	10,333
74	3/27	103-101	+2	@Seattle	W	33-41	Theus-24	Sikma-24	5093
75	3/29	103-112	-9	LA Clippers	L	33-42	Thompson-20	Benjamin/Cage-21	10,333
76	4/1	109-99	+10	@San Antonio	W	34-42	Woodson-21	Mitchell-24	5371
77	4/3	105-135	-30	@LA Lakers	L	34-43	Woodson-19	Scott-24	17,505
78	4/5	119-110	+9	Phoenix	W	35-43	Theus-21	Davis-20	10,333
79	4/7	122-115	+7	Dallas	W	36-43	Theus-19	Aguirre-24	10,333
80	4/9	113-108	+5	@Utah	W	37-43	Johnson-26	Dantley-45	12,230
81	4/10	108-119	-11	Utah	L	37-44	Thompson-24	Bailey-22	10,333
82	4/12	92-105	-13	LA Lakers	L	37-45	Thompson-25	Scott-22	10,333

\* = OT

# 1986-87 SACRAMENTO KINGS



Front row — from left to right, Mark Olberding, Eddie Johnson, Joe Kleine, LaSalle Thompson, Johnny Rogers, Otis Thorpe. Back row — from left to right, Head Coach Jerry Reynolds, President and General Manager Joe Axelson, Othell Wilson, Terry Tyler, Reggie Theus, Harold Pressley, Derek Smith, Franklin Edwards, Assistant Coach Don Buse, Trainer Bill Jones.

## FINAL STATISTICS

PLAYER	G.	MIN.	FGM	FGA	PCT.	FTM	FTA	PCT.	OFF.	DEF.	TOT.	AST.	PF	DQ	STL.	TO	BLK.	PTS.	AVG.
Reggie Theus	79	2872	577	1223	.472	429	495	.867	86	180	266	692	208	3	78	289	16	1600	20.3
Otis Thorpe	82	2956	567	1050	.540	413	543	.761	259	560	819	201	292	11	46	189	60	1547	18.9
Eddie Johnson	81	2457	606	1309	.463	267	322	.829	146	207	353	251	218	4	42	163	19	1516	18.7
Derek Smith	52	1658	338	757	.447	178	228	.781	60	122	182	204	184	3	46	126	23	863	16.6
LaSalle Thompson	82	2166	362	752	.481	188	255	.737	237	450	687	122	290	6	69	143	126	912	11.1
Terry Tyler	82	1930	329	664	.495	101	140	.721	116	212	328	73	151	1	55	78	78	760	9.3
Joe Kleine	79	1658	256	543	.471	110	140	.786	173	310	483	71	213	2	35	90	30	622	7.9
Brook Steppe*	34	665	95	199	.477	73	88	.830	21	40	61	81	56	0	18	54	3	266	7.8
Harold Pressley	67	913	134	317	.423	35	48	.729	68	108	176	120	96	1	40	63	21	310	4.6
Johnny Rogers	45	468	90	185	.486	9	15	.600	30	47	77	26	66	0	9	20	8	189	4.2
Othell Wilson	53	789	82	185	.443	43	54	.796	28	53	81	207	67	0	42	77	4	210	4.0
Franklin Edwards	8	122	9	32	.281	10	14	.714	2	8	10	29	7	0	5	17	0	28	3.5
Mark Olberding	76	1002	69	165	.418	116	131	.885	50	135	185	91	144	0	18	56	9	254	3.3
Bruce Douglas*	8	98	7	24	.292	0	4	.000	5	9	14	17	9	0	9	9	0	14	1.8
Jerry Eaves*	3	26	1	8	.125	2	2	1.000	1	0	1	0	6	0	1	2	0	4	1.3
Kings	82	19780	3522	7413	.475	1974	2479	.796	1282	2441	3723	2185	2007	31	513	1403	397	9095	110.9
Opponents	82	19780	3656	7469	.489	1922	2500	.769	1160	2355	3515	2154	2068	21	707	1210	487	9359	114.1

3-Pt. FG: Sacramento Kings 77-307 (.251); \*Steppe 3-9 (.333); Tyler 1-3 (.333); Johnson 37-118 (.314); Smith 9-33 (.273); Pressley 7-28 (.250); Theus 17-78 (.218); Wilson 3-18 (.167); Rogers 0-5; Thompson 0-5; Edwards 0-4; Thorpe 0-3; \*Douglas 0-1; Kleine 0-1; Olberding 0-1. Opponents 125-395 (.316).

\* Did not finish season with team

## TEAM NOTES

- Prior to the 1986-87 campaign, Kings officials announced the franchise had achieved a season ticket base of 9,600.
- Second-year forward Otis Thorpe received EDGE/NBA Player of the Week honors (Jan. 11-18) after averaging 23.3 ppg on .685 field goal shooting in leading the team to victories over Portland (120-118) and Seattle (125-115).
- With a 14-32 record, Head Coach Phil Johnson and Assistant Coach Frank Hamblen were relieved of their duties on February 9, 1987. Assistant Coach Jerry Reynolds was named interim head coach and former Kings guard Don Buse was named interim assistant coach.
- On April 22, 1987, the NBA Board of Governors granted the Kings a one-year extension on their request to delay completion of ARCO Arena II until the 1988-89 season. A divisional realignment was also announced, moving the Kings from the Midwest Division into the Pacific Division, beginning in 1988-89.
- On April 27, 1987, the Kings named NBA Hall of Fame center Bill Russell as head coach, effective June 1, 1987. Willis Reed joined the staff as an assistant coach on May 23, 1986.
- On May 19, 1987, Sacramento Basketball Banquet I was held honoring local high school, junior college, and collegiate basketball players and coaches, including California standout guard and Sacramento High School graduate Kevin Johnson. Otis Thorpe was selected by the media as the Kings Player of the Year. Jim Pollard was chosen as the California Basketball Legend and Indiana University Head Coach Bobby Knight was the keynote speaker.
- With the sixth overall selection in the 1987 NBA Draft, the Kings selected North Carolina guard Kenny Smith.



# 1986-87 GAME-BY-GAME

G	DATE	SCORE	+/-	OPPONENT	W/L	REC	KINGS HI. SCORER	OPPONENT HI. SCORER	ATT
1	10/31	107-106	+1	LA Clippers	W	1-0	Theus-32	Maxwell-21	10,333
2	11/1	103-114	-11	@Seattle	L	1-1	Theus-25	McDaniel-27	6296
3	11/4	84-100	-16	Houston	L	1-2	Smith-22	Olajuwon-26	10,333
4	11/6	95-106	-11	New York	L	1-3	Smith-26	Cartwright-21	10,333
5	11/8	90-102	-12	@Houston	L	1-4	Steppe-17	Olajuwon/Wiggins-25	16,016
6	11/11	119-114	+5	Cleveland	W	2-4	Smith-25	Harper-34	10,333
7	11/12	110-108	+2	@Denver	W	3-4	Tyler-20	Alarie-20	7225
8	11/16	111-113	-2	@LA Lakers	L	3-5	Smith-26	Johnson-34	13,421
9	11/18	105-119	-14	@Seattle	L	3-6	Smith-21	Ellis-28	5411
10	11/20	92-83	+9	Indiana	W	4-6	Thorpe-20	Person-21	10,333
11	11/22	99-107	-8	Milwaukee	L	4-7	Tyler-23	Cummings-24	10,333
12	11/25	123-102	+21	Phoenix	W	5-7	Thorpe-27	Davis-28	10,333
13	11/26	117-129	-12	@Dallas	L	5-8	Johnson-26	Aguirre-29	16,954
14	11/28	97-103	-6	Golden State	L	5-9	Theus-30	Carroll-23	10,333
15	11/30	109-113	-4	Atlanta	L	5-10	Theus-28	Wilkins-27	10,333
16	12/2	124-127	-3	Dallas	L	5-11	Thorpe-30	Aguirre-32	10,333
17	12/4	102-106	-4	Portland	L	5-12	Johnson-22	Drexler-31	10,333
18	12/6	111-114	-3	Utah	L	5-13	Thompson-26	Tripucka/Griffith-20	10,333
19	12/9	120-107	+13	@New Jersey	W	6-13	Theus-33	Woolridge/Washington-27	7521
20	12/10	101-108	-7	@Detroit	L	6-14	Thorpe-23	Dantley-33	10,344
21	12/12	120-130	-10	@Atlanta	L	6-15	Johnson-28	Wilkins-28	11,808
22	12/13	106-119	-13	@Houston	L	6-16	Theus-26	Olajuwon-28	16,016
23	12/16	119-120	-1	Denver	L	6-17	Smith-31	English-45	10,333
24	12/18	117-113	+4	@LA Clippers	W	7-17	Theus-26	Woodson-28	6825
25	12/20	122-114	+8	Phoenix	W	8-17	Smith-27	Davis-28	10,333
26	12/23	117-127*	-10	LA Lakers	L	8-18	Theus/Thompson-20	Johnson-46	10,333
27	12/27	95-99	-4	Philadelphia	L	8-19	Thorpe-26	Robinson-23	10,333
28	12/29	102-119	-17	Boston	L	8-20	Kleine-17	Bird-27	10,333
29	1/2	109-115	-6	@Golden State	L	8-21	Theus-30	Carroll-35	11,726
30	1/4	111-128	-17	@Portland	L	8-22	Smith-25	Drexler-26	12,666
31	1/6	112-104	+8	Denver	W	9-22	Thorpe-27	English-30	10,333
32	1/9	99-109	-10	@Boston	L	9-23	Steppe-22	Parish-28	14,890
33	1/10	115-119	-4	@New York	L	9-24	Thorpe-25	Ewing-34	12,423
34	1/12	109-113	-4	@Washington	L	9-25	Thorpe-26	M. Malone-41	6215
35	1/13	89-113	-24	@Milwaukee	L	9-26	Thompson-19	Cummings-23	10,765
36	1/15	120-118	+2	Portland	W	10-26	Theus/Thorpe-29	Vandeweghe-37	10,333
37	1/17	125-115	+10	Seattle	W	11-26	Theus-29	McDaniel-37	10,333
38	1/20	123-114	+9	Golden State	W	12-26	Theus-31	Floyd-24	10,333
39	1/23	89-109	-20	@Portland	L	12-27	Thorpe/Tyler-12	Carr-20	12,666
40	1/24	138-113	+25	Detroit	W	13-27	Johnson-27	Dumars-24	10,333
41	1/27	118-115	+3	New Jersey	W	14-27	Thorpe-21	Woolridge-22	10,333
42	1/29	107-113	-6	San Antonio	L	14-28	Smith-21	Berry-24	10,333
43	1/31	113-142	-29	@Denver	L	14-29	Johnson-23	English-33	11,354
44	2/1	113-121	-8	Utah	L	14-30	Johnson-29	Green-24	10,333
45	2/3	95-101	-6	@Utah	L	14-31	Theus-26	Bailey-25	11,826
46	2/4	92-128	-36	@LA Lakers	L	14-32	Theus-25	Scott-21	14,729
47	2/10	98-114	-16	LA Lakers	L	14-33	Thorpe-27	Scott-30	10,333
48	2/12	129-125	+4	Dallas	W	15-33	Theus-24	Aguirre-40	10,333
49	2/14	136-111	+25	Washington	W	16-33	Smith-21	Cook-21	10,333
50	2/16	124-120*	+4	@Chicago	W	17-33	Thorpe-29	Jordan-43	13,771
51	2/18	119-129	-10	@Cleveland	L	17-34	Theus/Johnson-27	Daughtery-33	6231
52	2/20	91-123	-32	@Philadelphia	L	17-35	Theus-22	Toney-32	15,344
53	2/22	101-103	-2	@Indiana	L	17-36	Theus-32	Tisdale-35	14,460
54	2/24	112-106	+6	@San Antonio	W	18-36	Johnson-31	Mitchell-25	7306
55	2/25	101-108	-7	@Dallas	L	18-37	Theus-28	Blackman-35	17,007
56	2/28	106-111	+5	@LA Clippers	L	18-38	Thorpe-26	Benjamin-20	8575
57	3/2	117-114	+3	@Denver	W	19-38	Johnson/Thorpe-24	English-26	8144
58	3/4	102-108*	-6	Houston	L	19-39	Thorpe-30	Petersen-28	10,333
59	3/6	119-130	-11	@San Antonio	L	19-40	Johnson-38	Mitchell/Robertson-27	5606
60	3/7	102-105	-3	@Phoenix	L	19-41	Thorpe-26	Davis-36	12,037
61	3/10	114-125	-11	@Golden State	L	19-42	Theus-30	Carroll-31	10,816
62	3/12	109-113	-4	Utah	L	19-43	Johnson-36	Malone-37	10,333
63	3/14	116-123	-7	@Utah	L	19-44	Theus-29	Malone-29	12,212
64	3/15	107-106	+1	Seattle	W	20-44	Thorpe-22	Elis-40	10,333
65	3/17	106-108	-2	San Antonio	L	20-45	Thorpe-27	Robertson-30	10,333
66	3/19	104-105	-1	Dallas	L	20-46	Theus-18	Aguirre-28	10,333
67	3/21	97-112	-15	Chicago	L	20-47	Johnson-29	Jordan-40	10,333
68	3/22	121-129	-8	@LA Lakers	L	20-48	Theus-33	Johnson-33	17,505
69	3/24	128-116	+12	Portland	W	21-48	Johnson-26	Drexler-32	10,333
70	3/26	124-115	+9	Phoenix	W	22-48	Thorpe-24	W. Davis-26	10,333
71	3/28	113-91	+22	LA Clippers	W	23-48	Johnson-20	Woodson-25	10,333
72	3/31	129-132	-3	@Seattle	L	23-49	Thorpe-34	Chambers-36	6095
73	4/2	125-115	+10	@LA Clippers	W	24-49	Theus-32	Woodson-29	6719
74	4/4	120-108	+12	Houston	W	25-49	Thorpe-28	Reid-22	10,333
75	4/6	110-104	+6	@Utah	W	26-49	Thorpe-24	Tripucka-19	12,212
76	4/8	111-110	+1	@San Antonio	W	27-49	Johnson/Theus-24	Berry/Greenwood-20	5276
77	4/9	102-112	-10	@Houston	L	27-50	Thorpe-30	Reid-26	16,279
78	4/11	118-124*	-6	Golden State	L	27-51	Theus-25	Carroll-31	10,333
79	4/13	123-118	+5	San Antonio	W	28-51	Theus-28	Berry/Greenwood-27	10,333
80	4/14	123-132	-9	@Phoenix	L	28-52	Johnson-32	Nance-35	11,369
81	4/16	123-117	+6	Denver	W	29-52	Thorpe-28	English-30	10,333
82	4/18	121-125	-4	@Dallas	L	29-53	Johnson-30	Aguirre-24	17,007

\* = OT

# 1987-88 SACRAMENTO KINGS



Front row — from left to right, Harold Pressley, Otis Thorpe, Joe Kleine, Joe Arlauckas, Ed Pinckney, Reggie Theus. Back row — from left to right, Assistant Coach Phil Johnson, Michael Jackson, Conner Henry, Terry Tyler, Derek Smith, Kenny Smith, Head Coach Jerry Reynolds, Trainer Bill Jones.

## FINAL STATISTICS

PLAYER	G.	MIN.	FGM	FGA	PCT.	FTM	FTA	PCT.	OFF.	DEF.	TOT.	AST.	PF	DQ	STL.	TO	BLK.	PTS.	AVG.
Reggie Theus	73	2653	619	1318	.470	320	385	.831	72	160	232	463	173	0	59	234	16	1574	21.6
Otis Thorpe	82	3072	622	1226	.507	460	609	.755	279	558	837	266	264	3	62	228	56	1704	20.8
Kenny Smith	61	2170	331	694	.477	167	204	.819	40	98	138	434	140	1	92	184	8	841	13.8
Mike McGee (Tot)	48	1003	223	530	.421	76	102	.745	55	73	128	71	81	0	52	65	6	575	12.0
Mike McGee (Sac)	37	886	201	478	.421	74	96	.771	51	61	112	58	75	0	47	58	6	524	14.2
Derek Smith	35	899	174	364	.478	87	113	.770	35	68	103	89	108	2	21	48	17	443	12.7
Joe Kleine	82	1999	324	686	.472	153	188	.814	179	400	579	93	228	1	28	107	59	801	9.8
Harold Pressley	80	2029	318	702	.453	103	130	.792	139	230	369	185	211	4	84	135	55	775	9.7
Franklin Edwards	16	414	54	115	.470	24	32	.750	4	15	19	92	10	0	10	47	1	132	8.3
LaSalle Thompson	69	1257	215	456	.471	118	164	.720	138	289	427	68	217	1	54	109	73	550	8.0
Conner Henry (Tot)	39	433	62	150	.413	39	47	.830	13	36	49	67	37	0	12	39	5	183	4.7
Conner Henry (Sac)	15	207	38	81	.469	26	30	.867	6	14	20	26	15	0	7	16	3	117	7.8
Ed Pinckney	79	1177	179	343	.522	133	178	.747	94	136	230	66	118	0	39	77	32	491	6.2
Terry Tyler	74	1185	184	407	.452	41	64	.641	87	155	242	56	85	0	43	43	47	410	5.5
Jawann Oldham	54	946	119	250	.476	59	87	.678	82	222	304	33	143	2	12	62	110	297	5.5
Joe Arlauckas	9	85	14	43	.326	6	8	.750	6	7	13	8	16	0	3	4	4	34	3.8
Michael Jackson	58	760	64	171	.374	23	32	.719	17	42	59	179	81	0	20	58	5	157	2.7
M. Nessley (Tot)	44	336	20	52	.385	8	18	.444	23	59	82	16	89	1	8	23	12	48	1.1
M. Nessley (Sac)	9	41	2	3	.667	1	4	.250	3	6	9	0	11	0	1	2	1	5	0.6
Kings	82	19780	3458	7337	.471	1795	2324	.772	1232	2461	3693	2116	1895	14	582	1457	493	8855	108.0
Opponents	82	19780	3718	7465	.498	1771	2326	.761	1153	2424	3577	2176	1951	20	784	1195	533	9327	113.7

3-Pt. FG: Sacramento Kings 144-450 (.320); Henry 15-31 (.484); Thompson 2-5 (.400); D. Smith 8-23 (.348); McGee 48-141 (.340); Pressley 36-110 (.327); K. Smith 12-39 (.308); Theus 16-59 (.271); Jackson 6-25 (.240); Tyler 1-7 (.143); Thorpe 0-6; Edwards 0-2. Opponents 120-370 (.324).

## TEAM NOTES

- In his Sacramento coaching debut (Nov. 6, 1987), Bill Russell guided the Kings to a 134-106 victory over the Golden State Warriors at ARCO Arena.
- Guard Kenny Smith earned All-Rookie honors after averaging 13.8 ppg, 2.3 rpg, and a team-leading 7.1 apg.
- On February 29, 1988, Assistant Coach Willis Reed resigned from his post with the Kings to accept the head coaching duties with the New Jersey Nets.
- In a Draft Day trade (June 28, 1988), the Kings acquired Atlanta's 1988 first-round draft choice (#18 overall) and guard Randy Wittman in exchange for guard Reggie Theus and the Kings' 1988 third-round choice. With the No. 18 pick, the Kings selected San Jose State guard Ricky Berry.
- Managing General Partner Gregg Lukenbill announced a reorganization of the Kings basketball staff on March 7, 1988. Head Coach Bill Russell, with a 17-41 record, was named vice president of basketball operations, Assistant Coach Jerry Reynolds was named head coach, and General Manager Joe Axelson was named vice president of business operations. Reynolds immediately chose former Kings coach Phil Johnson as his assistant. That evening, the Kings defeated the Denver Nuggets, 116-114, in overtime at ARCO Arena.

# 1987-88 GAME-BY-GAME

G	DATE	SCORE	+/-	OPPONENT	W/L	REC	KINGS HI. SCORER	OPPONENT HI. SCORER	ATT
1	11/6	134-106	+28	Golden State	W	1-0	Thorpe-31	Floyd-29	10,333
2	11/7	100-121	-21	@Utah	L	1-1	Theus-28	Malone-22	12,212
3	11/10	134-123	+11	Denver	W	2-1	Theus-34	English-29	10,333
4	11/12	114-116	-2	Houston	L	2-2	Theus-34	Free-37	10,333
5	11/14	109-130	-21	@Denver	L	2-3	Thorpe/Arlauckas-17	English-29	11,007
6	11/17	111-126	-15	Indiana	L	2-4	Thorpe-29	Tisdale-23	10,333
7	11/19	113-117*	-4	Milwaukee	L	2-5	Thorpe-33	Cummings-34	10,333
8	11/21	96-103	-7	Dallas	L	2-6	K. Smith-25	Harper-27	10,333
9	11/24	94-98	-4	@Portland	L	2-7	Thorpe-21	Drexler-32	12,666
10	11/26	110-102	+8	New Jersey	W	3-7	Theus-25	Birdsong-26	10,333
11	11/28	115-114*	+1	Philadelphia	W	4-7	Thorpe-27	Barkley-37	10,333
12	12/1	120-125*	-5	LA Lakers	L	4-8	Thorpe-31	Abdul-Jabbar-27	10,333
13	12/2	120-147	-27	@Denver	L	4-9	Theus-35	Rasmussen-22	7779
14	12/4	84-98	-14	@LA Clippers	L	4-10	Thorpe-18	Benjamin/Dailey-19	3205
15	12/5	117-126	-9	Utah	L	4-11	Theus-33	Bailey-25	10,333
16	12/8	97-106	-9	@Houston	L	4-12	Theus-25	Olajuwon-26	16,611
17	12/9	98-125	-27	@Dallas	L	4-13	Thorpe-18	Aguirre-28	16,393
18	12/11	113-115	-2	Cleveland	L	4-14	Thorpe-30	Daughery-27	10,333
19	12/13	100-106	-6	Atlanta	L	4-15	Theus-35	Wilkins-28	10,333
20	12/15	128-108	+20	LA Clippers	W	5-15	Thorpe-31	Dailey-20	10,333
21	12/17	109-114	-5	@Seattle	L	5-16	Thorpe/McGee-21	Chambers-42	10,238
22	12/20	109-120	-11	Phoenix	L	5-17	K. Smith-27	Nance-45	10,333
23	12/22	120-96	+24	San Antonio	W	6-17	McGee-30	Robertson-29	10,333
24	12/23	103-117	-14	@LA Lakers	L	6-18	Theus/McGee-17	Johnson-26	17,505
25	12/26	112-110	+2	@Phoenix	W	7-18	Thorpe-28	Nance-27	10,328
26	12/27	102-114	-12	Boston	L	7-19	Thorpe-30	Bird-35	10,333
27	12/29	117-126	-9	@Dallas	L	7-20	Thorpe-25	Aguirre-31	17,007
28	12/30	108-140	-32	@San Antonio	L	7-21	Thmpsn/Pinckney-16	Dawkins-25	7294
29	1/2	107-105	+2	Utah	W	8-21	Theus-36	Malone-26	10,333
30	1/7	119-124	-5	San Antonio	L	8-22	Theus-24	Dawkins-30	10,333
31	1/8	91-98	-7	@Portland	L	8-23	McGee-27	Drexler-35	12,666
32	1/10	109-108	+1	Seattle	W	9-23	Theus-25	Ellis-30	10,333
33	1/14	87-90	-3	@New Jersey	L	9-24	Theus-20	Williams-21	7940
34	1/15	86-122	-36	@Boston	L	9-25	K. Smith-16	Ainge-29	14,890
35	1/17	113-130	-17	@Washington	L	9-26	Thorpe-33	King-28	3863
36	1/19	107-104	+3	Houston	W	10-26	McGee-28	Olajuwon-23	10,333
37	1/23	97-94	+3	New York	W	11-26	Theus-22	Walker-16	10,333
38	1/26	100-116	-16	Seattle	L	11-27	Thorpe-31	Ellis-42	10,333
39	1/28	94-115	-21	LA Lakers	L	11-28	Thorpe-23	Worthy-26	10,333
40	1/30	126-120	+6	@Phoenix	W	12-28	Thorpe-24	Davis-22	14,471
41	2/1	97-95	+2	Chicago	W	13-28	Theus-28	Jordan-37	10,333
42	2/3	91-123	-32	@Utah	L	13-29	Theus-21	Malone-25	12,212
43	2/4	118-101	+17	Dallas	W	14-29	Theus-23	Aguirre-35	10,333
44	2/9	99-117	-18	@Golden State	L	14-30	Thorpe-24	Sampson-34	11,358
45	2/11	123-113	+10	Portland	W	15-30	Thorpe-25	Drexler-28	10,333
46	2/13	114-116	-2	Phoenix	L	15-31	Thorpe-29	Johnson-25	10,333
47	2/15	95-104	-9	@Cleveland	L	15-32	Theus-29	Daugherty-30	13,342
48	2/16	118-115	+3	@Atlanta	W	16-32	K. Smith-24	Wilkins-51	9162
49	2/18	104-108	-4	@New York	L	16-33	Thorpe-30	Wilkins-39	11,702
50	2/19	90-111	-21	@Chicago	L	16-34	Kleine-15	Jordan-49	17,822
51	2/21	112-130	-18	@Indiana	L	16-35	McGee-27	Tisdale-26	13,201
52	2/23	105-121	-16	Detroit	L	16-36	McGee-29	Thomas-26	10,333
53	2/25	110-129	-19	Washington	L	16-37	D. Smith-16	J. Malone-35	10,333
54	2/26	130-133	-3	@Seattle	L	16-38	D. Smith/Thorpe-27	Ellis-37	11,632
55	2/29	110-115	-5	Utah	L	16-39	Theus-22	Malone-41	10,333
56	3/2	90-115	-25	@Dallas	L	16-40	McGee-17	Aguirre/Tarpley-18	17,007
57	3/4	134-132	+2	@San Antonio	W	17-40	Theus-30	Mitchell-28	6347
58	3/5	94-105	-11	@Houston	L	17-41	Thorpe-26	Olajuwon-24	16,611
59	3/7	116-114*	+2	Denver	W	18-41	Theus-33	Lever/Vincent-23	10,333
60	3/9	97-106	-9	Seattle	L	18-42	Thorpe-27	Ellis-24	10,333
61	3/11	118-124	-6	@Philadelphia	L	18-43	Thorpe-31	Barkley-34	8644
62	3/14	97-109	-12	@Detroit	L	18-44	D. Smith/Theus-20	Dantley-19	16,909
63	3/15	97-108	-11	@Milwaukee	L	18-45	D. Smith-26	Breuer/Pressey-17	11,052
64	3/19	121-104	+17	Houston	W	19-45	D. Smith-26	Olajuwon-29	10,333
65	3/20	112-116	-4	@LA Clippers	L	19-46	D. Smith-26	Woodson-36	4920
66	3/23	118-126	-8	@Golden State	L	19-47	D. Smith-30	Mullin-29	9391
67	3/24	97-117	-20	@Utah	L	19-48	K. Smith-22	Bailey-38	12,064
68	3/26	114-92	+22	LA Lakers	W	20-48	K. Smith-30	Scott-26	10,333
69	3/29	103-107	-4	Denver	L	20-49	Smith/Thrpe/Prsly-19	English-30	10,333
70	3/31	111-121	-10	@Denver	L	20-50	Thorpe-22	English-27	14,518
71	4/2	103-105	-2	LA Clippers	L	20-51	Kleine-23	Benjamin-30	10,333
72	4/3	104-108	-4	@LA Lakers	L	20-52	Pinckney-24	Worthy-24	17,505
73	4/6	115-109	+6	San Antonio	W	21-52	Pressley-29	Robertson-23	10,333
74	4/9	92-95	-3	@Phoenix	L	21-53	Theus-31	Gilliam/K. Johnson-16	10,575
75	4/10	121-115	+7	Golden State	W	22-53	Pressley-31	O. Smith-29	10,333
76	4/12	96-104	-8	Dallas	L	22-54	Theus-25	Blackman-32	10,333
77	4/14	105-123	-18	@Houston	L	22-55	Thorpe-20	Olajuwon-20	16,611
78	4/15	112-116	-4	@San Antonio	L	22-56	Pressley-25	Sundvold-25	5049
79	4/17	102-112	-10	@Portland	L	22-57	Thorpe-25	Drexler-27	12,666
80	4/19	120-105	+15	LA Clippers	W	23-57	Theus-33	White-20	10,333
81	4/22	117-109	+8	@Golden State	W	24-57	Theus-24	Mullin-24	10,577
82	4/23	110-124	-14	Portland	L	24-58	Thorpe-35	Drexler-33	10,333

\* = OT

# 1988-89 SACRAMENTO KINGS



Front row — from left to right, Randy Allen, Wayman Tisdale, Jim Petersen, Brad Lohaus, Ben Gillery, Ricky Berry, Rodney McCray. Back row — from left to right, Head Coach Jerry Reynolds, Vice President of Basketball Operations Bill Russell, Kenny Smith, Danny Ainge, Harold Pressley, Vinny Del Negro, Michael Jackson, Assistant Coach Herman Kull, Trainer Bill Jones.

## FINAL STATISTICS

PLAYER	G.	MIN.	FGM	FGA	PCT.	FTM	FTA	PCT.	OFF.	DEF.	TOT.	AST.	PF	DQ	STL.	TO	BLK.	PTS.	AVG.
Danny Ainge (Tot)	73	2377	480	1051	.457	205	240	.854	71	184	255	402	186	1	93	145	8	1281	17.5
Danny Ainge (Sac)	28	1028	209	462	.452	91	112	.813	34	67	101	187	78	1	41	63	7	567	20.3
W. Tisdale (Tot)	79	2434	532	1036	.514	317	410	.773	187	422	609	128	290	7	55	172	52	1381	17.5
W. Tisdale (Sac)	31	1108	247	472	.523	119	160	.744	88	211	299	53	109	2	20	65	20	613	19.8
Kenny Smith	81	3145	547	1183	.462	263	357	.737	49	177	226	621	173	0	102	249	7	1403	17.3
LaSalle Thompson*	43	1276	247	536	.461	152	188	.809	120	272	392	44	153	6	46	117	55	646	15.0
Rodney McCray	68	2435	340	729	.466	169	234	.722	143	371	514	293	121	0	57	168	36	854	12.6
Harold Pressley	80	2257	383	873	.439	96	123	.780	216	269	485	174	215	1	93	124	76	981	12.3
Ed Pinckney*	51	1334	224	446	.502	177	221	.801	106	195	301	74	125	1	54	81	43	625	12.3
Ricky Berry	64	1406	255	567	.450	131	166	.789	57	140	197	80	197	4	37	82	22	706	11.0
Jim Petersen	66	1633	278	606	.459	115	154	.747	121	292	413	81	236	8	47	147	68	671	10.2
Derek Smith	29	600	111	276	.402	64	95	.674	30	51	81	60	64	1	19	44	8	289	10.0
Vinny Del Negro	80	1556	239	503	.475	85	100	.850	48	123	171	206	160	2	65	77	14	569	7.1
Joe Kleine*	47	913	116	303	.383	81	88	.920	75	166	241	35	126	2	18	67	18	313	6.7
Brad Lohaus (Tot)	77	1214	210	486	.432	81	103	.786	84	172	256	66	161	1	30	77	56	502	6.5
Brad Lohaus (Sac)	29	476	93	216	.431	46	57	.807	37	77	114	17	60	0	9	28	30	233	8.0
Randy Wittman*	31	416	50	117	.427	16	22	.727	6	20	26	32	12	0	10	12	0	118	3.8
Randy Allen	7	43	8	19	.421	1	2	.500	3	4	7	0	7	0	1	2	1	17	2.4
Michael Jackson	14	70	9	24	.375	1	2	.500	1	3	4	11	12	0	3	4	0	21	1.5
Ben Gillery	24	84	6	19	.316	13	23	.565	7	16	23	2	29	0	2	5	4	25	1.0
Kings	82	19780	3362	7351	.457	1620	2104	.770	1141	2454	3595	1970	1877	28	624	1370	409	8651	105.5
Opponents	82	19780	3589	7420	.484	1747	2301	.759	1171	2604	3775	2107	1821	22	759	1284	442	9106	111.0

3-Pt. FG: Sacramento Kings 307-824 (.373); \*Wittman 2-4 (.500); Berry 65-160 (.406); Pressley 119-295 (.403); Ainge 58-150 (.387); K. Smith 46-128 (.359); Jackson 2-6 (.333); Del Negro 6-20 (.300); McCray 5-22 (.227); D. Smith 3-15 (.200); Lohaus 1-7 (.143); Petersen 0-8; \*Pinckney 0-6; Tisdale 0-4; Allen 0-1; \*Kleine 0-1; \*Thompson 0-1. Opponents 181-573 (.316).

\* Did not finish season with team

## TEAM NOTES

- On November 8, 1988, the long awaited debut of ARCO Arena II became a reality when the Kings hosted the Seattle SuperSonics, losing 97-75 before a sold-out crowd of 16,517. NBA Commissioner David Stern participated in the dedication ceremony.
- Midway through the fourth quarter of the Kings-Trail Blazers contest on December 27, 1988, Head Coach Jerry Reynolds collapsed on the sidelines. He lay unconscious for several minutes before doctors revived him and immediately transported him to Sutter Memorial Hospital for further observation. Doctors dismissed cardiac problems, diagnosing the cause of the fainting and dizziness due to a sudden postural change. Reynolds missed the following night's game in Utah, but returned to practice two days later.
- On February 20, 1989, the Kings acquired Indiana forward Wayman Tisdale and the Pacers' 1990 second-round draft choice in exchange for forward LaSalle Thompson and guard Randy Wittman.
- On May 21, 1989, Sacramento won the NBA Lottery's grand prize by receiving the first overall pick in the 1989 NBA Draft. Approximately one month later (June 27), the Kings selected 6-10 Louisville center Pervis Ellison with the No. 1 choice.



# 1988-89 GAME-BY-GAME

G	DATE	SCORE	+/-	OPPONENT	W/L	REC	KINGS HI. SCORER	OPPONENT HI. SCORER	ATT
1	11/5	103-121	-18	@Portland	L	0-1	K. Smith-22	Drexler-27	12,812
2	11/8	75-97	-22	Seattle	L	0-2	Thompson-16	Ellis-28	16,517
3	11/9	81-105	-24	@Utah	L	0-3	K. Smith-22	Malone-35	11,741
4	11/12	71-111	-40	@Dallas	L	0-4	Pinckney-15	Aguirre-22	17,007
5	11/13	127-129	-2	@Houston	L	0-5	McCray-29	Olajuwon-34	16,611
6	11/15	89-119	-30	Phoenix	L	0-6	K. Smith-23	E. Johnson-27	16,517
7	11/16	101-112	-11	@LA Clippers	L	0-7	D. Smith-27	Benjamin-25	8986
8	11/19	107-96	+11	Indiana	W	1-7	Pinckney-26	Person-22	16,517
9	11/22	98-114	-16	Chicago	L	1-8	Thompson-18	Jordan-32	16,517
10	11/26	97-98	-1	New Jersey	L	1-9	Thompson-22	McGee-29	16,517
11	11/29	123-95	+28	LA Clippers	W	2-9	Thompson-18	Williams-19	16,517
12	12/1	126-133*	-7	Denver	L	2-10	McCray-20	English-34	16,517
13	12/3	73-107	-34	Utah	L	2-11	McCray-14	Malone-26	16,517
14	12/6	113-123	-10	@Atlanta	L	2-12	Thompson-25	Wilkins-26	11,070
15	12/7	96-94	+2	@Miami	W	3-12	D. Smith-21	Sundvold-15	15,008
16	12/9	105-112	-7	@Indiana	L	3-13	K. Smith-33	Person/Williams-25	8210
17	12/10	111-124	-13	@New York	L	3-14	Kleine-19	Jackson/Ewing-26	14,820
18	12/13	108-89	+19	San Antonio	W	4-14	Pressley-26	Dawkins-21	16,517
19	12/15	94-90	+4	Miami	W	5-14	K. Smith-19	Sparrow-24	16,517
20	12/17	111-141	-30	@Seattle	L	5-15	Pressley-21	Ellis-27	9146
21	12/20	104-105	-1	@Houston	L	5-16	K. Smith-22	Olajuwon-20	16,611
22	12/21	107-125	-18	@San Antonio	L	5-17	Pressley-26	G. Anderson-17	8879
23	12/23	102-120	-18	@LA Lakers	L	5-18	K. Smith-20	Scott-27	17,505
24	12/27	112-111	+1	Portland	W	6-18	K. Smith-25	Drexler-27	16,517
25	12/28	80-96	-16	@Utah	L	6-19	Berry/Del Negro-15	Malone-21	12,444
26	1/3	123-96	+27	Dallas	W	7-19	Petersen-25	Blackman-20	16,517
27	1/5	106-120	-14	@Seattle	L	7-20	Petersen-23	Ellis-49	8299
28	1/6	142-147**	-5	@Portland	L	7-21	Thompson-31	Drexler-50	12,848
29	1/10	106-97	+9	LA Lakers	W	8-21	Thompson-23	Worthy/Johnson-22	16,517
30	1/11	106-104	+2	@LA Clippers	W	9-21	Smith-23	Dailey-26	8892
31	1/13	90-111	-21	@Phoenix	L	9-22	McCray-20	E. Johnson-32	13,420
32	1/14	93-102	-9	Seattle	L	9-23	McCray-19	Ellis-31	16,517
33	1/16	110-116	-6	@Denver	L	9-24	Pressley-17	English-29	13,672
34	1/17	123-109	+14	Houston	W	10-24	Pressley-24	Floyd-23	16,517
35	1/19	112-106	+6	New York	W	11-24	K. Smith-23	Ewing-38	16,517
36	1/21	111-136	-25	Golden State	L	11-25	McCray/Del Negro-17	Richmond-25	16,517
37	1/24	110-114	-4	Milwaukee	L	11-26	K. Smith-19	Cummings-31	16,517
38	1/26	112-109	+3	@New Jersey	W	12-26	K. Smith-24	B. Williams-21	8187
39	1/27	116-128	-12	@Boston	L	12-27	Berry-28	Parish-26	14,890
40	1/29	97-122	-25	@Detroit	L	12-28	K. Smith-21	Rodman-24	21,454
41	1/31	104-117	-13	@Milwaukee	L	12-29	Pinckney-21	Humphries-23	15,021
42	2/2	98-109	-11	@Chicago	L	12-30	Berry/K. Smith-18	Jordan-40	17,346
43	2/3	94-110	-16	@Cleveland	L	12-31	Berry-24	Harper-28	18,049
44	2/5	98-102	-4	@Miami	L	12-32	K. Smith-20	Cummings-24	15,008
45	2/7	114-99	+15	San Antonio	W	13-32	Berry-23	W. Anderson-26	16,517
46	2/9	142-117	+25	Golden State	W	14-32	Berry-34	L. Smith-18	16,517
47	2/14	99-107	-8	Washington	L	14-33	K. Smith-29	Catledge-19	16,517
48	2/16	84-95	-11	Detroit	L	14-34	Pinckney-16	John/Laimb/Dumars-20	16,517
49	2/18	101-120	-19	Phoenix	L	14-35	Del Negro-21	Chambers-28	16,517
50	2/20	97-100	-3	LA Lakers	L	14-36	Berry/Smith-15	Scott-33	16,517
51	2/22	91-99	-8	Boston	L	14-37	Pressley-19	McHale-25	16,517
52	2/24	103-115	-12	@LA Lakers	L	14-38	K. Smith-30	Scott-31	17,505
53	2/25	97-94	+3	@Seattle	W	15-38	K. Smith-24	McDaniel-26	11,780
54	2/27	107-116	-9	Seattle	L	15-39	Ainge-22	Ellis/McKey-27	16,517
55	3/1	111-114	-3	Philadelphia	L	15-40	K. Smith/Tisdale-25	Barkley-30	16,517
56	3/2	90-110	-20	@Phoenix	L	15-41	K. Smith/Tisdale-19	Chambers-32	10,369
57	3/4	143-155	-12	@Golden State	L	15-42	Ainge-45	Richmond-47	15,025
58	3/5	110-96	+14	Golden State	W	16-42	K. Smith-28	Richaond-26	16,517
59	3/7	95-105	-10	Cleveland	L	16-43	Ainge-19	Williams-24	16,517
60	3/9	96-106	-10	@Philadelphia	L	16-44	Tisdale-26	Barkley-25	14,134
61	3/10	97-114	-17	@Washington	L	16-45	Tisdale-27	J. Williams/Eackles-16	10,129
62	3/12	114-105	+9	@Charlotte	W	17-45	Tisdale-28	Chapman-37	23,388
63	3/14	95-90	+5	Houston	W	18-45	Ainge-29	Olajuwon-40	16,517
64	3/16	103-119	-16	Atlanta	L	18-46	Ainge-36	Wilkins-27	16,517
65	3/18	100-90	+10	Dallas	W	19-46	K. Smith-23	Dantley-30	16,517
66	3/20	110-117	-7	Charlotte	L	19-47	Tisdale-34	Chapman-25	16,517
67	3/23	92-115	-23	LA Lakers	L	19-48	K. Smith-21	Johnson-25	16,517
68	3/25	106-105	+1	Portland	W	20-48	Ainge-21	Porter-25	16,517
69	3/29	108-114	-6	@LA Clippers	L	20-49	Ainge-26	Dailey-29	8678
70	3/30	135-123	+12	Phoenix	W	21-49	Lohaus-29	Chambers-35	16,517
71	4/1	117-97	+20	Utah	W	22-49	Berry-33	Malone-27	16,517
72	4/4	124-128	-4	@Denver	L	22-50	Ainge/Pressley-24	Adams-25	10,785
73	4/6	116-122	-6	@San Antonio	L	22-51	Tisdale-23	Maxwell-28	10,850
74	4/7	102-115	-13	@Dallas	L	22-52	Berry-23	Harper-34	16,723
75	4/10	108-69	+39	Miami	W	23-52	K. Smith-23	Seikaly-18	16,517
76	4/13	121-112	+9	Denver	W	24-52	Berry-25	English-31	16,517
77	4/15	114-110	+4	@Golden State	W	25-52	Ainge-27	Richmond-28	15,025
78	4/17	85-140	-55	@Phoenix	L	25-53	Tisdale-14	E. Johnson-24	14,471
79	4/18	120-118	+2	Portland	W	26-53	Ainge-32	Drexler-34	16,517
80	4/20	115-118	-3	@LA Lakers	L	26-54	Tisdale-22	Worthy-38	17,505
81	4/22	104-89	+15	LA Clippers	W	27-54	Tisdale-27	C. Smith-22	16,517
82	4/23	120-126*	-6	@Portland	L	27-55	Tisdale-31	Drexler-40	12,880

\* = OT

# 1989-90 SACRAMENTO KINGS



**Front row — from left to right,** Pervis Ellison, Wayman Tisdale, Danny Ainge, Ralph Sampson, Antoine Carr, Greg Kite. **Back row — from left to right,** Head Coach Dick Motta, Director of Player Personnel Jerry Reynolds, Michael Jackson, Randy Allen, Harold Pressley, Henry Turner, Rodney McCray, Vinny Del Negro, Sedic Toney, Assistant Coach Herman Kull, Trainer Bill Jones.

## FINAL STATISTICS

PLAYER	G.	MIN.	FGM	FGA	PCT.	FTM	FTA	PCT.	OFF.	DEF.	TOT.	AST.	PF	DQ	STL.	TO	BLK.	PTS.	AVG.
Wayman Tisdale	79	2937	726	1383	.525	306	391	.783	185	410	595	108	251	3	54	153	54	1758	22.3
Antoine Carr (Tot)	77	1727	356	721	.494	237	298	.795	115	207	322	119	247	6	30	125	68	949	12.3
Antoine Carr (Sac)	33	924	228	473	.482	158	196	.806	65	108	173	66	119	2	15	71	34	614	18.6
Danny Ainge	75	2727	506	1154	.438	222	267	.831	69	257	326	453	238	2	113	185	18	1342	17.9
Rodney McCray	82	3238	537	1043	.515	273	348	.784	192	477	669	377	176	0	60	174	70	1358	16.6
Kenny Smith*	46	1747	280	607	.461	106	131	.809	11	109	120	303	98	0	57	122	7	688	15.0
Vinny Del Negro	76	1858	297	643	.462	135	155	.871	39	159	198	250	182	2	64	111	10	739	9.7
Harold Pressley	72	1603	240	566	.424	110	141	.780	94	215	309	149	148	0	58	88	36	636	8.8
Pervis Ellison	34	866	111	251	.442	49	78	.628	64	132	196	65	132	4	16	62	57	271	8.0
Sedic Toney (Tot)	64	968	87	250	.348	67	83	.807	14	46	60	174	106	1	33	73	0	264	4.1
Sedic Toney (Sac)	32	682	57	178	.320	46	58	.793	11	35	46	122	71	1	23	52	0	176	5.5
Henry Turner	36	315	58	122	.475	40	65	.615	22	28	50	22	40	0	17	26	7	156	4.3
Ralph Sampson	26	417	48	129	.372	12	23	.522	11	73	84	28	66	1	14	34	22	109	4.2
Randy Allen	63	746	106	239	.444	23	43	.535	49	89	138	23	102	0	16	28	19	235	3.7
Greg Kite	71	1515	101	234	.432	27	54	.500	131	246	377	76	201	2	31	76	51	230	3.2
Mike Williams*	16	88	6	14	.429	3	6	.500	5	17	22	2	28	0	3	3	7	15	0.9
Michael Jackson	17	58	3	11	.273	3	6	.500	2	5	7	8	3	0	5	4	0	10	0.6
Greg Stokes*	11	34	1	9	.111	2	2	1.000	2	3	5	0	8	0	0	3	0	4	0.4
Kings	82	19755	3305	7056	.468	1515	1964	.771	952	2363	3315	2052	1863	17	546	1239	392	8341	101.7
Opponents	82	19755	3384	7158	.473	1828	2324	.787	1146	2531	3677	2022	1740	14	704	1168	391	8756	106.8

3-Pt. FG: Sacramento Kings 216-649 (.333); Kite 1-1 (1.000); Jackson 1-2 (.500); Ainge 108-289 (.374); \*Smith 22-59 (.373); Toney 16-50 (.320); Del Negro 10-32 (.313); Pressley 46-148 (.311); McCray 11-42 (.262); Sampson 1-4 (.250); Allen 0-7; Carr 0-3; Tisdale 0-6; Turner 0-3; Ellison 0-2; \*Williams 0-1. Opponents 160-507 (.316).

\* Did not finish season with team

## TEAM NOTES

- On August 14, 1989, guard Ricky Berry was found dead in his home from a self-inflicted gunshot wound, just months after the conclusion of a rookie campaign in which he averaged 11.0 ppg, 3.1 rpg, and 1.3 apg.
- Managing General Partner Gregg Lukenbill announced a reorganization of the club's management and basketball staff on December 19, 1990. Executive Vice President of Business Operations Rick Benner was named president of the Kings and ARCO Arena. Head Coach Jerry Reynolds assumed the position of director of player personnel and would eventually relinquish his coaching position. Bill Russell was released from his position as vice president of basketball operations.
- On January 4, 1990, NBA veteran Dick Motta, the third-winningest head coach in NBA history, replaced Reynolds as the Kings head coach. Reynolds compiled a 56-114 (.330) record in three stints as Kings head coach.
- Kings guard Kenny Smith finished second to Atlanta's Dominique Wilkins in the Gatorade Slam Dunk contest during NBA All-Star Weekend in Miami. Smith's appearance marked only the second time since the club moved to Sacramento in 1985 a player represented the Kings in the All-Star festivities. (Terry Tyler in '86 slam dunk contest was the first).
- The Kings made NBA history at the 1990 NBA Draft (June 27, 1990), becoming the first team to select four first-round draft choices—LaSalle forward Lionel Simmons (#7 overall), Texas guard Travis Mays (#14 overall), Temple center Duane Causwell (#18 overall) and St. Louis forward Anthony Bonner (#23 overall).

# 1989-90 GAME-BY-GAME

G	DATE	SCORE	+/-	OPPONENT	W/L	REC	KINGS HI. SCORER	OPPONENT HI. SCORER	ATT
1	11/3	96-114	-18	@Portland	L	0-1	McCray-30	Kersey-22	12,884
2	11/4	107-100	+7	Seattle	W	1-1	Tisdale-30	Cage-24	17,014
3	11/7	96-94	+2	Dallas	W	2-1	McCray-24	Blackman-22	17,014
4	11/8	84-102	-18	@Denver	L	2-2	Smith-24	English-21	6933
5	11/10	109-130	-21	@Phoenix	L	2-3	Tisdale-30	Chambers-24	13,590
6	11/14	94-96	-2	Chicago	L	2-4	Smith-22	Jordan-27	17,014
7	11/16	102-121	-19	New York	L	2-5	Tisdale-24	Ewing-32	17,014
8	11/18	107-102	+5	Indiana	W	3-5	McCray-25	Miller-32	17,014
9	11/21	113-115	-2	Orlando	L	3-6	McCray-27	Reynolds-28	17,014
10	11/22	109-133	-24	@Golden State	L	3-7	Tisdale-33	Mullin-37	15,025
11	11/25	112-98	+14	New Jersey	W	4-7	Tisdale-24	Bowie-23	17,014
12	11/28	81-93	-12	Detroit	L	4-8	Ainge-20	Dumars-16	17,014
13	11/30	93-109	-16	LA Lakers	L	4-9	Smith-19	Worthy-22	17,014
14	12/2	84-114	-30	@LA Clippers	L	4-10	McCray-19	Harper-19	10,530
15	12/5	118-103	+15	Milwaukee	W	5-10	Tisdale-34	Pierce-45	17,014
16	12/8	126-121	+5	@Golden State	W	6-10	Tisdale-40	Mullin-30	15,025
17	12/9	101-108	-7	Cleveland	L	6-11	Ainge-25	Price-23	17,014
18	12/12	103-118	-15	Golden State	L	6-12	Tisdale-26	Richmond-27	17,014
19	12/15	112-121	-9	@Denver	L	6-13	McCray/Ainge-24	Davis-35	9112
20	12/17	113-125	-12	Phoenix	L	6-14	Tisdale-25	E. Johnson-37	17,014
21	12/19	112-115	-3	@Atlanta	L	6-15	Tisdale-29	Wilkins-30	10,185
22	12/20	100-103	-3	@San Antonio	L	6-16	Tisdale-36	Cummings/Robinson-26	12,457
23	12/22	92-103	-11	@Houston	L	6-17	Tisdale/McCray-18	Olajuwon-29	15,077
24	12/23	95-102	-7	@Dallas	L	6-18	Ainge-23	Blackman-27	16,127
25	12/26	102-104	-2	@LA Lakers	L	6-19	Tisdale-33	E. Johnson-27	17,505
26	12/27	112-115*	-3	Boston	L	6-20	Ainge-39	Bird-37	17,014
27	12/29	105-95	+10	Philadelphia	W	7-20	Ainge-33	Barkley-28	17,014
28	1/4	98-112	-14	Denver	L	7-21	Tisdale-29	Davis-27	17,014
29	1/6	121-124	-3	Portland	L	7-22	Tisdale-30	Porter-25	17,014
30	1/8	96-108	-12	@Portland	L	7-23	Ainge-24	Duckworth-26	12,884
31	1/9	84-70	+14	Minnesota	W	8-23	McCray-21	Campbell-20	17,014
32	1/11	87-90	-3	Houston	L	8-24	Smith-23	Olajuwon-27	17,014
33	1/12	96-111	-15	@Phoenix	L	8-25	Ainge-16	Chambers-27	14,487
34	1/15	91-111	-20	@LA Lakers	L	8-26	Smith-20	Green/Divac-25	16,844
35	1/16	108-91	+17	Atlanta	W	9-26	Pressley/McCray-21	Wilkins-28	17,014
36	1/20	81-94	-13	Utah	L	9-27	Smith-16	Stockton-27	17,014
37	1/22	136-104	+32	LA Clippers	W	10-27	Smith-24	Norman-35	17,014
38	1/24	129-99	+30	Golden State	W	11-27	Tisdale-24	Higgins/Marciulionis-19	17,014
39	1/26	93-106	-13	@Dallas	L	11-28	McCray-22	Perkins-19	17,007
40	1/27	92-85	+7	@Charlotte	W	12-28	Tisdale-28	Curry-21	23,901
41	1/29	91-109	-18	@Minnesota	L	12-29	Tisdale-26	Campbell-25	17,250
42	1/30	102-109	-7	@Milwaukee	L	12-30	Tisdale-31	Sikma-23	13,682
43	2/1	89-96	-7	@New York	L	12-31	Tisdale-22	Ewing-31	16,621
44	2/2	99-108	-9	@Washington	L	12-32	McCray-26	Malone-40	7983
45	2/4	89-121	-32	@Boston	L	12-33	Smith-18	McHale-21	14,890
46	2/6	90-100	-10	Dallas	L	12-34	Tisdale-18	Black/Harper-20	17,014
47	2/13	106-98	+8	Washington	W	13-34	Ainge-33	Malone-27	17,014
48	2/15	92-101	-9	LA Lakers	L	13-35	Tisdale-23	Worthy-20	17,014
49	2/17	106-110	-4	@Utah	L	13-36	Carr-24	Malone-41	12,616
50	2/19	99-97	+2	@LA Clippers	W	14-36	Ainge-29	Smith-31	10,026
51	2/20	99-90	+9	LA Clippers	W	15-36	Ainge-30	Smith-30	17,014
52	2/22	98-104	-6	Phoenix	L	15-37	Tisdale-26	Hornacek-25	17,014
53	2/23	85-97	-12	@Seattle	L	15-38	Carr-20	McKey-24	13,023
54	2/26	96-105	-9	San Antonio	L	15-39	Ainge-33	Cummings-24	17,014
55	2/28	92-113	-21	@Miami	L	15-40	Carr-20	Edwards-32	15,008
56	3/1	114-100	+14	@Orlando	W	16-40	Tisdale-24	Catledge-27	15,077
57	3/3	104-103	+1	@Charlotte	W	17-40	Tisdale-25	Bogues-22	23,901
58	3/5	111-128	-17	@New Jersey	L	17-41	Tisdale-27	Morris-22	7860
59	3/6	91-101	-10	@Detroit	L	17-42	Tisdale-40	Dumars/Laimbeer-25	21,454
60	3/8	111-102	+9	Charlotte	W	18-42	Tisdale-33	Chapman-38	17,014
61	3/11	116-123	-7	@Golden State	L	18-43	Carr-27	Mullin-32	15,025
62	3/13	121-87	+34	Miami	W	19-43	Tisdale-23	Rice-18	17,014
63	3/15	86-92	-6	Houston	L	19-44	Ainge-32	Johnson-19	17,014
64	3/17	122-109*	+13	Utah	W	20-44	Carr-29	Malone-35	17,014
65	3/19	97-105	-8	@Utah	L	20-45	Tisdale-24	Malone-32	12,616
66	3/21	90-84	+6	Minnesota	W	21-45	McCray-19	Crbn/Mrphy/Cmpbl-20	17,014
67	3/23	99-115	-16	@Philadelphia	L	21-46	Tisdale-27	Hawkins-21	13,169
68	3/24	116-113	+3	@Chicago	W	22-46	Carr-32	Jordan-43	18,334
69	3/26	95-116	-21	@Cleveland	L	22-47	McCray-27	Daugherty-26	13,548
70	3/28	88-93	-5	@Minnesota	L	22-48	McCray/Tisdale-18	Campbell-32	22,713
71	3/29	101-111	-10	@Indiana	L	22-49	Carr-26	Person/Schrempf-25	10,305
72	3/31	103-115	-12	Charlotte	L	22-50	Tisdale-25	Gilliam-27	17,014
73	4/3	105-114	-9	LA Clippers	L	22-51	Ainge-30	C. Smith-24	17,014
74	4/5	103-110	-7	@LA Lakers	L	22-52	Carr-26	Johnson/Woolridge-21	17,505
75	4/7	93-111	-18	San Antonio	L	22-53	Del Negro-19	Cummings-28	17,014
76	4/9	106-105	+1	@Seattle	W	23-53	Tisdale/Carr-23	Ellis-33	11,678
77	4/10	113-121	-8	Denver	L	23-54	Ainge-22	Rasmussen-26	17,014
78	4/12	114-116	-2	Phoenix	L	23-55	Tisdale-29	K. Johnson-32	17,014
79	4/14	94-105	-11	@San Antonio	L	23-56	Del Negro-22	Cummings-25	15,910
80	4/17	97-112	-15	@Houston	L	23-57	Ainge-27	Floyd-22	15,301
81	4/19	118-130*	-12	Seattle	L	23-58	Ellison-25	Ellis-43	17,014
82	4/21	110-118	-8	Portland	L	23-59	Del Negro-28	Petrovic-24	17,014

\* = OT

# 1990-91 SACRAMENTO KINGS



Front row — from left to right, Antoine Carr, Wayman Tisdale, Bill Wennington, Ralph Sampson, Duane Causwell, Anthony Bonner, Lionel Simmons. **Back row — from left to right, Head Coach Dick Motta, Assistant Coach Rex Hughes, Rory Sparrow, Travis Mays, Bobby Hansen, Anthony Frederick, Rick Calloway, Steve Colter, Jim Les, Assistant Coach Bill Berry, Trainer Bill Jones.**

## FINAL STATISTICS

PLAYER	G.	MIN.	FGM	FGA	PCT.	FTM	FTA	PCT.	OFF.	DEF.	TOT.	AST.	PF	DQ	STL.	TO	BLK.	PTS.	AVG.
Antoine Carr	77	2527	628	1228	.511	295	389	.758	163	257	420	191	315	14	45	171	101	1551	20.1
Wayman Tisdale	33	1116	262	542	.483	136	170	.800	75	178	253	66	99	0	23	82	28	660	20.0
Lionel Simmons	79	2978	549	1301	.422	320	435	.736	193	504	697	315	249	0	113	230	85	1421	18.0
Travis Mays	64	2145	294	724	.406	255	331	.770	54	124	178	253	169	1	81	159	11	915	14.3
Rory Sparrow	80	2375	371	756	.491	58	83	.699	45	141	186	362	189	1	83	126	16	831	10.4
Anthony Bonner	34	750	103	230	.448	44	76	.579	59	102	161	49	62	0	39	41	5	250	7.4
Jim Les	55	1399	119	268	.444	86	103	.835	18	93	111	299	141	0	57	75	4	395	7.2
Duane Causwell	76	1719	210	413	.508	105	165	.636	141	250	391	69	225	4	49	96	148	525	6.9
Leon Wood	12	222	25	63	.397	19	21	.905	5	14	19	49	10	0	5	12	0	81	6.8
Bobby Hansen	36	811	96	256	.375	18	36	.500	33	63	96	90	72	1	20	34	5	229	6.4
Bill Wennington	77	1455	181	415	.436	74	94	.787	101	239	340	69	230	4	46	51	59	437	5.7
Anthony Frederick	35	475	67	168	.399	43	60	.717	36	48	84	44	50	0	22	40	13	177	5.1
Ricky Calloway	64	678	75	192	.391	55	79	.696	25	53	78	61	98	1	22	51	7	205	3.2
Steve Colter	19	251	23	56	.411	7	10	.700	5	21	26	37	27	0	11	11	1	58	3.1
Ralph Sampson	25	348	34	93	.366	5	19	.263	41	70	111	17	54	0	11	27	17	74	3.0
Eric Leckner*	32	378	39	96	.406	16	27	.593	27	60	87	18	69	1	4	25	11	94	2.9
Mike Higgins	7	61	6	10	.600	4	7	.571	4	1	5	2	16	1	0	4	2	16	2.3
Tony Dawson*	4	17	4	7	.571	0	0	.000	2	0	2	0	0	0	0	1	0	9	2.3
Kings	82	19705	3086	6818	.453	1540	2105	.732	1027	2218	3245	1991	2075	28	631	1272	513	7928	96.7
Opponents	82	19705	3142	6687	.470	2045	2686	.761	1164	2543	3707	1912	1847	17	699	1312	448	8484	103.5

3-Pt. FG: Sacramento Kings 216-578 (.374);\*Dawson 1-1 (1.000); Les 71-154 (.461); Sparrow 31-78 (.397); Mays 72-197 (.365); Colter 5-14 (.357); Wood 12-38 (.316); Hansen 19-69 (.275); Simmons 3-11 (.273); Sampson 1-5 (.200); Wennington 1-5 (.200); Carr 0-3; Calloway 0-2; Tisdale 0-1; Opponents 155-491 (.316).

\* Did not finish season with team

## TEAM NOTES

- Forward Lionel Simmons was named Rookie of the Month for December, averaging 13.6 ppg, 7.4 rpg, and 4.6 apg for the month.
- On January 10, 1991, the Kings lost 101-59 at Charlotte, marking the lowest scoring output by a team since February 27, 1955 when Milwaukee scored 57 points at Boston.
- Simmons received the NBA Player of the Week award (Feb. 10-17) after leading the Kings to a 2-1 record for the week by averaging 33.3 ppg (.563 FG, .833 FT), 11.7 rpg, and 4.7 apg.
- Simmons was honored with his second Rookie of the Month award after averaging 24.1 ppg, 11.7 rpg, and 4.5 apg in 11 games in February.
- With a 112-94 loss at Minnesota on April 15, 1991, the Kings set an NBA record for consecutive road losses (35).
- Kings closed out the 1990-91 road schedule with a 127-105 loss at Portland on April 19, 1991, extending the club's NBA record for consecutive road losses to 37.
- Lionel Simmons finished second to New Jersey's Derrick Coleman in Rookie of the Year balloting. Simmons was a consensus first-team All-Rookie selection, while teammate Travis Mays was named to the second team.



# 1990-91 GAME-BY-GAME

G	DATE	SCORE	+/-	OPPONENT	W/L	REC	KINGS HI. SCORER	OPPONENT HI. SCORER	ATT
1	11/2	80-90	-10	@LA Clippers	L	0-1	Tisdale-24	Norman-24	12,845
2	11/3	93-95*	-2	Portland	L	0-2	Tisdale-21	Porter-19	17,014
3	11/6	85-102	-17	Atlanta	L	0-3	Tisdale-26	Wilkins-24	17,014
4	11/9	86-100	-14	@LA Lakers	L	0-4	Hansen-18	Johnson-25	15,618
5	11/10	88-93	-5	New York	L	0-5	Tisdale-25	Ewing-24	17,014
6	11/15	93-122	-29	San Antonio	L	0-6	Simmons-25	Cummings-22	17,014
7	11/17	111-112	-1	@Golden State	L	0-7	Tisdale-29	Mullin-36	15,025
8	11/20	87-82	+5	@Washington	W	1-7	Tisdale-23	King-45	6105
9	11/21	99-101	-2	@Philadelphia	L	1-8	Carr-23	Barkley-31	15,627
10	11/23	105-115	-10	@Boston	L	1-9	Tisdale-28	McHale-21	14,890
11	11/25	92-105	-13	@Detroit	L	1-10	Tisdale-19	Edwards-26	21,454
12	11/27	80-89	-9	Minnesota	L	1-11	Tisdale-19	Corbin-17	17,014
13	11/29	128-136	-8	@Denver	L	1-12	Tisdale-33	Woolridge-32	6379
14	12/1	93-117	-24	@Houston	L	1-13	Tisdale/Mays-23	K. Smith-23	13,528
15	12/4	103-83	+20	Dallas	W	2-13	Carr-31	Harper-20	17,014
16	12/6	104-86	+18	Washington	W	3-13	Tisdale-27	King-25	17,014
17	12/8	93-104	-11	Detroit	L	3-14	Tisdale-24	Dumars-17	17,014
18	12/11	90-113	-23	@Phoenix	L	3-15	Tisdale-28	K. Johnson-26	14,487
19	12/13	100-88	+12	Portland	W	4-15	Carr-20	Kersey/Drexler-20	17,014
20	12/15	117-108	+9	Orlando	W	5-15	Tisdale-36	Reynolds-24	17,014
21	12/18	108-99	+9	Minnesota	W	6-15	Tisdale-25	Campbell-28	17,014
22	12/20	75-110	-35	Seattle	L	6-16	Carr-24	Johnson-22	17,014
23	12/22	93-121	-28	@Seattle	L	6-17	Simmons-18	Johnson-25	10,315
24	12/23	99-109	-10	@LA Clippers	L	6-18	Tisdale-27	Norman-34	11,440
25	12/26	112-128	-16	Denver	L	6-19	Mays-36	Adams-44	17,014
26	12/28	88-104	-16	@San Antonio	L	6-20	Mays-19	Robinson-27	15,908
27	12/29	79-90	-11	@Dallas	L	6-21	Carr-17	Harper-26	17,007
28	1/3	131-113	+18	Golden State	W	7-21	Carr-32	Mullin-25	17,014
29	1/5	98-106	-8	Utah	L	7-22	Tisdale-22	K. Malone-26	17,014
30	1/7	83-111	-28	@Orlando	L	7-23	Tisdale-23	Reynolds-19	15,077
31	1/8	83-95	-12	@Miami	L	7-24	Mays-19	Rice-21	15,008
32	1/10	59-101	-42	@Charlotte	L	7-25	Carr-21	Newman-29	23,901
33	1/12	101-85	+16	Seattle	W	8-25	Mays-22	McKey-20	17,014
34	1/17	78-93	-15	LA Lakers	L	8-26	Carr-21	Worthy-36	17,014
35	1/19	101-97	+4	Phoenix	W	9-26	Carr-25	Chambers-23	17,014
36	1/21	97-94	+3	Houston	W	10-26	Mays-23	Thorpe/Smith-26	17,014
37	1/23	95-91	+4	Milwaukee	W	11-26	Carr-28	Pierce-22	17,014
38	1/25	93-105	-12	@Utah	L	11-27	Simmons-19	K. Malone-20	12,616
39	1/26	96-121	-25	@Portland	L	11-28	Carr-22	Robinson-17	12,884
40	1/28	101-83	+18	New Jersey	W	12-28	Simmons-27	Theus-18	17,014
41	1/30	86-95	-9	@Minnesota	L	12-29	Carr-25	Corbin-27	19,006
42	2/1	112-117	-5	@Milwaukee	L	12-30	Simmons-26	Pierce-33	18,075
43	2/2	78-92	-14	@New York	L	12-31	Carr-18	Vandeweghe-19	15,945
44	2/4	97-108	-11	Chicago	L	12-32	Carr-21	Jordan-24	17,014
45	2/6	97-93	+4	Portland	W	13-32	Mays-27	Porter-20	17,014
46	2/12	103-101	+2	LA Clippers	W	14-32	Simmons-33	Harper-21	17,014
47	2/14	98-81	+17	Philadelphia	W	15-32	Simmons-38	Anderson-20	17,014
48	2/17	110-113	-3	@Indiana	L	15-33	Carr-35	Smits/Williams-22	10,503
49	2/19	83-97	-14	@New Jersey	L	15-34	Carr-20	Coleman-27	7583
50	2/20	104-118	-14	@Cleveland	L	15-35	Carr-41	Daugherty-24	11,763
51	2/22	82-129	-47	@Chicago	L	15-36	Simmons-33	Jordan-34	18,413
52	2/24	90-120	-30	@Orlando	L	15-37	Carr-25	Reynolds-23	15,077
53	2/25	88-96	-8	@Atlanta	L	15-38	Mays-24	Wilkins-31	10,461
54	2/27	90-96	-6	Charlotte	L	15-39	Simmons-30	Newman/Reid-18	17,014
55	3/1	106-112	-6	@Phoenix	L	15-40	Carr/Mays-24	Hornacek-20	14,487
56	3/2	106-120	-14	@Seattle	L	15-41	Simmons-30	Johnson-31	12,182
57	3/5	100-92	+8	Golden State	W	16-41	Sparrow-32	Mullin-25	17,014
58	3/8	87-79	+8	Cleveland	W	17-41	Frederick-21	Daugherty-21	17,014
59	3/10	87-97	-10	@Golden State	L	17-42	Frederick-22	Mullin-34	15,025
60	3/12	95-110	-15	Boston	L	17-43	Carr-32	Lewis-27	17,014
61	3/14	103-107	-4	Indiana	L	17-44	Carr-26	Schrempf-23	17,014
62	3/16	92-85	+7	San Antonio	W	18-44	Carr-25	Robinson-25	17,014
63	3/18	86-104	-18	@Dallas	L	18-45	Simmons-19	Blackman-31	15,827
64	3/19	101-104	-3	@San Antonio	L	18-46	Carr-29	Robinson-30	15,908
65	3/21	87-98	-11	@Houston	L	18-47	Mays-17	Thorpe-28	16,337
66	3/23	95-100	-5	Phoenix	L	18-48	Simmons-42	Chambers-25	17,014
67	3/25	89-99	-10	LA Lakers	L	18-49	Simmons-25	Worthy-26	17,014
68	3/28	116-96	+20	Utah	W	19-49	Sparrow-27	Malone-33	17,014
69	3/29	122-140	-18	@Denver	L	19-50	Sparrow-24	Adams-37	9554
70	3/31	87-115	-28	@LA Lakers	L	19-51	Simmons-26	Teagle-35	16,522
71	4/2	96-90	+6	Miami	W	20-51	Mays-25	Douglas-22	17,014
72	4/3	91-106	-15	@Seattle	L	20-52	Carr-29	Johnson/Kemp-20	11,987
73	4/6	119-108	+11	Golden State	W	21-52	Simmons-31	Mullin/Richmond-28	17,014
74	4/7	109-119	-10	@LA Clippers	L	21-53	Carr-32	Smith/Harper-30	12,821
75	4/9	113-104	+9	Dallas	W	22-53	Simmons-35	Blackman-26	17,014
76	4/11	104-96	+8	Orlando	W	23-53	Mays-20	Skiles-21	17,014
77	4/13	94-95	-1	Houston	L	23-54	Carr-34	Johnson-26	17,014
78	4/15	94-112	-18	@Minnesota	L	23-55	Carr-24	Corbin-19	19,006
79	4/16	101-111	-10	@Utah	L	23-56	Carr-35	K. Malone-28	12,616
80	4/18	123-104	+19	Denver	W	24-56	Simmons-26	Williams-23	17,014
81	4/19	105-127	-22	@Portland	L	24-57	Carr-29	Duckworth-19	12,884
82	4/21	105-101	+4	LA Clippers	W	25-57	Carr-30	Smith-25	17,014

\* = OT

# 1991-92 SACRAMENTO KINGS



Front row — from left to right, Pete Chilcutt, Wayman Tisdale, Les Jepsen, Dwayne Schintzius, Lionel Simmons, Spud Webb, Anthony Bonner, Duane Causwell. Back row — from left to right, Assistant Coach Mike Bratz, Director of Player Personnel Jerry Reynolds, Trainer Bill Jones, Spud Webb, Jim Les, Dennis Hopson, Mitch Richmond, Stevie Thompson, Randy Brown, President Rick Benner, Interim Head Coach Rex Hughes.

## FINAL STATISTICS

PLAYER	G.	MIN.	FGM	FGA	PCT.	FTM	FTA	PCT.	OFF.	DEF.	TOT.	AST.	PF	DQ	STL.	TO	BLK.	PTS.	AVG.
Mitch Richmond	80	3095	685	1465	.468	330	406	.813	62	257	319	411	231	1	92	247	34	1803	22.5
Lionel Simmons	78	2895	527	1162	.454	281	365	.770	149	485	634	337	205	0	135	218	132	1336	17.1
Wayman Tisdale	72	2521	522	1043	.500	151	198	.763	135	334	469	106	248	3	55	124	79	1195	16.6
Spud Webb	77	2724	448	1006	.445	262	305	.859	30	193	223	547	193	1	125	229	24	1231	16.0
Carl Thomas	1	31	5	12	.417	1	2	.500	0	0	0	1	3	0	1	1	0	12	12.0
D. Hopson (Tot)	71	1314	276	593	.465	179	253	.708	105	101	206	102	115	0	67	100	39	743	10.5
D. Hopson (Sac)	69	1304	275	591	.465	179	253	.708	105	101	206	102	113	0	66	100	39	741	10.7
Anthony Bonner	79	2287	294	658	.447	151	241	.627	192	293	485	125	194	0	94	133	26	740	9.4
Duane Causwell	80	2291	250	455	.549	136	222	.613	196	384	580	59	281	4	47	124	215	636	8.0
Bobby Hansen*	2	40	4	9	.444	0	0	—	2	2	4	1	6	0	1	0	0	8	4.0
Jim Les	62	712	74	192	.385	38	47	.809	11	52	63	143	58	0	31	42	3	231	3.7
Pete Chilcutt	69	817	113	250	.452	23	28	.821	78	109	187	38	70	0	32	41	17	251	3.6
Randy Brown	56	535	77	169	.456	38	58	.655	26	43	69	59	68	0	35	42	12	192	3.4
Dwayne Schintzius	33	400	50	117	.427	10	12	.833	43	75	118	20	67	1	6	19	28	110	3.3
Steve Scheffler*	4	15	2	2	1.000	5	6	.833	2	1	3	0	2	0	0	0	1	9	2.3
S. Thompson (Tot)	19	91	14	37	.378	3	8	.375	11	8	19	8	9	0	6	5	3	31	1.6
S. Thompson (Sac)	18	76	13	34	.382	3	8	.375	11	7	18	7	7	0	6	3	3	29	1.6
Les Jepsen	31	87	9	24	.375	7	11	.636	12	18	30	1	17	0	1	3	5	25	0.8
Kings	82	19830	3348	7189	.466	1615	2162	.747	1054	2354	3408	1957	1763	10	727	1360	618	8549	104.3
Opponents	82	19830	3557	7420	.479	1728	2297	.752	1311	2639	3950	2128	1816	14	816	1357	530	9046	110.3

3-Pt. FG: Sacramento Kings 238-675 (.353); Chilcutt 2-2 (1.000); Thomas 1-2 (.500); Richmond 103-268 (.384); Webb 73-199 (.367); Les 45-131 (.344); Hopson 12-47 (.255); Bonner 1-4 (.250); Simmons 1-5 (.200); Brown 0-6; Schintzius 0-4; Tisdale 0-2; \*Hansen 0-2; Causwell 0-1; Jepsen 0-1; Thompson 0-1. Opponents 204-616 (.331).

\*Did not finish season with team

## TEAM NOTES

- On July 1, 1991, the Kings acquired 5-7 point guard Spud Webb and the Hawks' 1994 second-round draft pick in exchange for guard Travis Mays.
- On the eve of the 1991-92 season (Nov. 1), the Kings acquired Golden State guard Mitch Richmond, center Les Jepsen, and the Warriors' 1995 second-round draft choice in exchange for unsigned 1991 draft pick Billy Owens (#3 overall).
- On November 23, 1991, the Kings defeated Orlando, 95-93, ending an NBA record 43-game road losing streak.
- After opening the season with a 7-18 record, Head Coach Dick Motta was fired from his post on December 24, 1991. Assistant Coach Rex Hughes was named interim head coach and Kings regional scout and former player Mike Bratz was named interim assistant coach. Motta was 48-113 (.298) in his stay with the Kings.
- On April 6, 1992, a prominent group of Los Angeles based real estate developers purchased 53 percent of the franchise and ARCO Arena for \$140 million. The group was headed by Jim Thomas of Maguire-Thomas Partners, one of the nation's largest investment builders, and included Eli Broad, Robert Maguire III, Ned Fox Jr. and Richard Gilchirst.
- On May 22, 1992, the club announced the promotion of Director of Player Personnel Jerry Reynolds to general manager and the hiring of Garry St. Jean as the 17th head coach in franchise history. Mike Schuler and Dave Wohl were named assistant coaches.

# 1991-92 GAME-BY-GAME

G	DATE	SCORE	+/-	OPPONENT	W/L	REC	KINGS HI. SCORER	OPPONENT HI. SCORER	ATT
1	11/1	94-90	+4	LA Clippers	W	1-0	Webb-27	Grant-18	17,014
2	11/2	91-153	-62	@Golden State	L	1-1	Les-17	Mullin-32	15,025
3	11/5	87-98	-11	@Seattle	L	1-2	Richmond-18	McKey-20	9343
4	11/6	112-102	+10	Indiana	W	2-2	Richmond-35	Person-25	17,014
5	11/9	80-84	-4	Minnesota	L	2-3	Richmond-23	Mitchell-17	17,014
6	11/11	90-106	-16	@Utah	L	2-4	Simmons-33	K. Malone-29	18,700
7	11/12	103-126	-23	Boston	L	2-5	Simmons/Rchmnd-23	Bird-20	17,014
8	11/14	98-96	+2	Atlanta	W	3-5	Richmond-25	Wilkins-28	17,014
9	11/16	93-102	-9	Houston	L	3-6	Richmond-21	Olajuwon-23	17,014
10	11/19	118-122	-4	@New Jersey	L	3-7	Richmond-32	Bowie-27	6612
11	11/20	104-116	-12	@Atlanta	L	3-8	Richmond-31	Wilkins-32	8808
12	11/22	112-118	-6	@Miami	L	3-9	Richmond-32	Smith/Rice-23	15,008
13	11/23	95-93	+2	@Orlando	W	4-9	Simmons-27	Scott-25	15,151
14	11/26	104-89	+15	Phoenix	W	5-9	Richmond-26	Johnson-17	17,014
15	11/27	100-141	-41	@Phoenix	L	5-10	Hopson-17	Perry-25	14,496
16	11/30	102-118	-16	Chicago	L	5-11	Richmond-32	Jordan-30	17,014
17	12/3	99-94	+5	San Antonio	W	6-11	Richmond-24	Robinson-30	17,014
18	12/7	120-124	-4	@Golden State	L	6-12	Richmond-29	Mullin-35	15,025
19	12/10	90-92	-2	LA Lakers	L	6-13	Webb-23	Scott-26	17,014
20	12/12	106-100	+6	Orlando	W	7-13	Simmons-28	Catledge-27	17,014
21	12/14	110-115	-5	@Portland	L	7-14	Simmons-24	Drexler-28	12,888
22	12/15	94-110	-16	@LA Lakers	L	7-15	Richmond-23	Perkins-23	16,131
23	12/19	102-109	-7	@Houston	L	7-16	Richmond-24	Thorpe/Olajuwon-21	13,113
24	12/21	85-109	-24	@Dallas	L	7-17	Simmons-16	Harper-22	15,134
25	12/23	90-101	-11	@San Antonio	L	7-18	Richmond-35	Elliott-23	16,057
26	12/26	106-115*	-9	Seattle	L	7-19	Richmond-31	Pierce-27	17,014
27	12/28	118-127	-9	@Chicago	L	7-20	Richmond-33	Jordan-33	18,676
28	12/30	117-109	+8	@Minnesota	W	8-20	Richmond-27	Richardson-23	19,006
29	1/2	114-110	+4	Philadelphia	W	9-20	Richmond-29	Barkley-31	17,014
30	1/4	98-110	-12	Miami	L	9-21	Webb-24	Rice-22	17,014
31	1/6	108-110	-2	@Boston	L	9-22	Richmond-23	Gamble-34	14,890
32	1/8	95-114	-19	@Detroit	L	9-23	Hopson-16	Woolridge-23	21,454
33	1/9	96-109	-13	@Charlotte	L	9-24	Richmond-23	Gill-26	23,698
34	1/11	106-105*	+1	@Milwaukee	W	10-24	Tisdale/Simmons-24	Ellis-29	17,319
35	1/13	109-111	-2	@Denver	L	10-25	Simmons-31	Williams-26	13,536
36	1/15	111-128	-17	Phoenix	L	10-26	Simmons-22	Johnson-28	17,014
37	1/17	94-134	-40	@Phoenix	L	10-27	Richmond-16	Johnson-20	14,496
38	1/18	119-113	+6	Charlotte	W	11-27	Richmond-24	Gill-30	17,014
39	1/21	94-85	+9	Denver	W	12-27	Webb/Simmons-18	Mutombo-17	17,014
40	1/23	105-108	-3	LA Lakers	L	12-28	Simmons-24	Threatt-29	17,014
41	1/24	92-95	-3	@LA Lakers	L	12-29	Webb-21	Scott/Teagle-22	16,949
42	1/28	124-118	+6	New Jersey	W	13-29	Richmond-23	Coleman-33	17,014
43	1/29	105-124	-19	@Utah	L	13-30	Simmons-25	K. & J. Malone-26	19,911
44	1/31	112-109	+3	LA Clippers	W	14-30	Simmons-28	Smith-21	17,014
45	2/2	107-147	-40	@Portland	L	14-31	Webb-23	Porter-21	12,888
46	2/3	99-95	+4	Dallas	W	15-31	Richmond-22	Blackman-23	17,014
47	2/5	100-98	+2	Utah	W	16-31	Richmond-23	K. Malone-25	17,014
48	2/12	98-97	+1	Washington	W	17-31	Richmond-25	Grant-22	17,014
49	2/14	106-107	-1	Portland	L	17-32	Webb-22	Porter-22	17,014
50	2/16	106-112	-6	San Antonio	L	17-33	Richmond/Tisdale-24	Elliott-23	17,014
51	2/18	97-110	-13	@New York	L	17-34	Webb/Tisdale-18	Ewing-34	14,767
52	2/19	115-129	-14	@Indiana	L	17-35	Richmond-28	Person-41	9324
53	2/21	102-119	-17	@Cleveland	L	17-36	Tisdale-20	Daugherty-30	14,605
54	2/23	124-117	+5	@Washington	W	18-36	Hopson-26	Grant-25	8633
55	2/24	96-108	-12	@Philadelphia	L	18-37	Hopson-20	Gilliam-29	13,171
56	2/27	110-109*	+1	New York	W	19-37	Richmond-37	Vanderweghe-25	17,014
57	2/29	115-110	+4	Seattle	W	20-37	Simmons-27	Johnson-21	17,014
58	3/2	98-118	-20	Golden State	L	20-38	Webb-25	Hardaway-29	17,014
59	3/4	108-109	-1	Cleveland	L	20-39	Tisdale-27	Daugherty-21	17,014
60	3/6	106-114	-8	@Portland	L	20-40	Tisdale-23	Drexler-34	12,888
61	3/8	108-109	-1	Houston	L	20-41	Richmond-30	Olajuwon-25	17,014
62	3/10	109-120	-11	LA Clippers	L	20-42	Webb-28	Norman-21	17,014
63	3/12	103-114	-11	Utah	L	20-43	Richmond-26	K. Malone-40	17,014
64	3/14	83-89	-6	Detroit	L	20-44	Richmond-26	Dumars-28	17,014
65	3/15	105-131	-26	@LA Clippers	L	20-45	Richmond-26	Manning/Harper-20	11,785
66	3/17	100-118	-18	@Denver	L	20-46	Richmond-24	Williams-27	13,439
67	3/18	89-118	-29	@San Antonio	L	20-47	Richmond-20	Elliott-26	16,057
68	3/20	125-96	+29	@Dallas	W	21-47	Richmond-21	Blackman/luzzolino-21	16,118
69	3/21	100-97	+3	@Houston	W	22-47	Richmond-27	Thorpe-26	16,276
70	3/24	113-102	+11	Milwaukee	W	23-47	Tisdale-28	Robertson-22	17,014
71	3/26	106-128	-22	Portland	L	23-48	Richmond-23	Drexler-20	17,014
72	3/29	112-86	+26	@Minnesota	W	24-48	Tisdale-22	Bailey-21	19,006
73	3/31	136-148**	-12	Golden State	L	24-49	Richmond-33	Mullin-34	17,014
74	4/2	103-111	-8	Seattle	L	24-50	Richmond-29	Johnson-28	17,014
75	4/3	116-124*	-8	@Golden State	L	24-51	Webb-27	Marciulionis-32	15,025
76	4/5	103-89	+14	Dallas	W	25-51	Simmons-23	Hodge-24	17,014
77	4/7	101-103	-2	@Phoenix	L	25-52	Richmond-32	Chambers-22	14,496
78	4/9	124-107	+17	Denver	W	26-52	Simmons-32	Liberty-25	17,014
79	4/11	114-94	+20	Minnesota	W	27-52	Simmons-26	Richardson-21	17,014
80	4/14	103-97	+6	@LA Clippers	W	28-52	Tisdale-24	Manning-20	12,569
81	4/16	102-94	+8	LA Lakers	W	29-52	Tisdale-22	Teagle-27	17,014
82	4/17	106-130	-24	@Seattle	L	29-53	Hopson-18	Kemp-24	12,129

\* = OT

# 1992-93 SACRAMENTO KINGS



Front row — from left to right, Pete Chilcutt, Wayman Tisdale, Walt Williams, Duane Causwell, Lionel Simmons, Anthony Bonner, Marty Conlon.

Back row — from left to right, Head Coach Garry St. Jean, Assistant Coach Mike Schuler, Rod Higgins, Duane Causwell, Randy Brown, Jim Les, Spud Webb, Trainer Bill Jones, Managing General Partner Jim Thomas, Assistant Coach Dave Wohl.  
Not pictured: Mitch Richmond.

## FINAL STATISTICS

PLAYER	G.	MIN.	FGM	FGA	PCT.	FTM	FTA	PCT.	OFF.	DEF.	TOT.	AST.	PF	DQ	STL.	TO	BLK.	PTS.	AVG.
Mitch Richmond	45	1728	371	782	.474	197	233	.845	18	136	154	221	137	3	53	130	9	987	21.9
Lionel Simmons	69	2502	468	1055	.444	298	364	.819	156	339	495	312	197	4	95	196	38	1235	17.9
Walt Williams	59	1673	358	823	.435	224	302	.742	115	150	265	178	209	6	66	179	29	1001	17.0
Wayman Tisdale	76	2283	544	1068	.509	175	231	.758	127	373	500	108	277	8	52	117	47	1263	16.6
Spud Webb	69	2335	342	789	.433	279	328	.851	44	149	193	481	177	0	104	194	6	1000	14.5
Anthony Bonner	70	1764	229	497	.461	143	241	.593	188	267	455	96	183	1	86	105	17	601	8.6
Rod Higgins	69	1425	199	483	.412	130	151	.861	66	127	193	119	141	0	51	63	29	571	8.3
Duane Causwell	55	1211	175	321	.545	103	165	.624	112	191	303	35	192	7	32	58	87	453	8.2
Randy Brown	75	1726	225	486	.463	115	157	.732	75	137	212	196	206	4	108	120	34	567	7.6
Henry James*	8	79	20	45	.444	17	20	.850	6	4	10	1	9	0	3	7	0	60	7.5
Pete Chilcutt	59	834	165	340	.485	32	46	.696	80	114	194	64	102	2	22	54	21	362	6.1
Marty Conlon	46	467	81	171	.474	57	81	.704	48	75	123	37	43	0	13	28	5	219	4.8
Jim Les	73	881	110	259	.425	42	50	.840	20	69	89	169	81	0	40	48	7	328	4.5
Vincent Askew*	9	76	8	17	.471	11	15	.733	7	4	11	5	11	0	2	8	1	27	3.0
Kurt Rambis (Tot)	72	822	67	129	.519	43	65	.662	77	150	227	53	122	0	43	42	18	177	2.5
Kurt Rambis (Sac)	67	781	63	122	.516	42	63	.667	75	146	221	52	119	0	40	36	18	168	2.5
Stan Kimbrough*	3	15	2	6	.333	0	0	—	0	0	0	1	1	0	1	0	0	5	1.7
Kings	82	19780	3360	7264	.463	1865	2447	.762	1137	2281	3418	2075	2085	35	768	1364	348	8847	107.9
Opponents	82	19780	3420	7024	.487	2054	2711	.758	1138	2562	3700	2073	2010	22	767	1466	551	9107	111.1

3-Pt. FG: Sacramento Kings 262-788 (.332); \*Kimbrough 1-2 (.500); Les 66-154 (.429); Richmond 48-130 (.369); Brown 2-6 (.333); Higgins 43-133 (.323); Williams 61-191 (.319); \*James 3-10 (.300); Webb 37-135 (.274); Simmons 1-11 (.091); Bonner 0-7; Conlon 0-4; Rambis 0-2; Tisdale 0-2; Causwell 0-1. Opponents 213-680 (.313).

\*Did not finish season with team

## TEAM NOTES

- Kings closed out the 45th season in franchise history with a record of 25-57 (16-25 home, 9-32 away).
- Club lost 150 player games to injury over the course of the campaign, including 115 in the final 50 games of the season. Of the 150 player games lost to injury, 95 came to Opening Night starters Mitch Richmond (37), Duane Causwell (26), Lionel Simmons (13), Spud Webb (13) and Wayman Tisdale (6).
- Defeated San Antonio, 114-106, on Opening Night (11/6/92) at ARCO Arena in Garry St. Jean's head coaching debut.
- Snapped a 43-game regular season losing streak at the Great Western Forum that dated back to 1974 with a 124-114 win over the Lakers.
- Defeated Dallas, 139-81, at ARCO Arena, marking the largest margin of victory (58 points) in franchise history (12/29/92). Just four nights later (1/2/93), the Kings defeated Philadelphia by 56 points, 154-98, at ARCO Arena to register the largest margins of victory in back-to-back games in NBA history.
- Mitch Richmond became the first Kings player since 1981 to be named to an All-Star Game squad. However, Richmond was unable to participate in the contest due to a fractured right thumb suffered versus Atlanta (2/11/93).
- Guard-forward Walt Williams earned second-team All-Rookie honors after averaging 17.0 ppg, 4.5 rpg, 3.0 apg, and 1.12 spg.



# 1992-93 GAME-BY-GAME

G	DATE	SCORE	+/-	OPPONENT	W/L	REC	KINGS HI. SCORER/REBOUNDER	OPP. HI. SCORER/REBOUNDER	ATT
1	11/6	114-106	+8	San Antonio	W	1-0	Richmond-26/Simmons-10	Elliott-29/Carr-9	17,317
2	11/8	124-114	+10	@LA Lakers	W	2-0	Richmond-29/Tisdale-10	Worthy-30/Campbell-9	15,021
3	11/10	99-97	+2	LA Clippers	W	3-0	Brown-22/Simmons-11	Manning-28/Norman-11	17,317
4	11/11	101-109	-8	@LA Clippers	L	3-1	Williams-24/Simmons-8	Manning-21/Manning-15	9,236
5	11/14	117-133	-16	@Seattle	L	3-2	Williams-24/Simmons,Causwell-9	Pierce-27/Kemp-9	10,588
6	11/15	109-107	+2	Cleveland	W	4-2	Richmond-31/Tisdale-10	Williams-27/Nance,Williams-11	17,317
7	11/17	109-116	-7	@Houston	L	4-3	Causwell-20/Simmons-13	Olajuwon-34/Olajuwon-10	10,158
8	11/18	111-127	-16	@Phoenix	L	4-4	Brown-18/Williams-8	Ceballos-30/Ceballos-13	19,023
9	11/20	99-104	-5	Portland	L	4-5	Tisdale-29/Simmons-14	Robinson-21/Kersey-11	17,317
10	11/23	103-99	+4	Seattle	W	5-5	Richmond-29/Tisdale-14	Benjamin-18/Cage-19	17,317
11	11/25	99-114	-15	@Denver	L	5-6	Richmond-20/Chilcutt,Bonner-7	Jackson-23/Mutombo-13	8,467
12	11/28	89-94	-5	New Jersey	L	5-7	Richmond-26/Rambis-7	Petrovic-26/Bowie,Anderson-8	17,317
13	11/29	99-107	-8	@Portland	L	5-8	Simmons-29/Simmons-9	Drexler-24/Robinson-13	12,888
14	12/1	117-110	+7	LA Lakers	W	6-8	Simmons-26/Williams-9	Threatt-26/Divac-10	17,317
15	12/4	111-112	-1	Charlotte	L	6-9	Richmond-27/Causwell,Williams-10	Johnson-27/Mourning-7	17,317
16	12/8	106-114	-8	Washington	L	6-10	Richmond-35/Tisdale-11	Gugliotta-20/Ellison-14	17,317
17	12/10	99-106	-7	Indiana	L	6-11	Tisdale-32/Tisdale-14	Schrempf-25/Schrempf-12	17,317
18	12/12	120-124	-4	Golden State	L	6-12	Richmond-27/Causwell-8	Mullin,Hardaway-31/Hill-10	17,317
19	12/15	98-106	-8	@Miami	L	6-13	Richmond-23/Tisdale-8	Seikaly-27/Seikaly-15	14,892
20	12/17	91-112	-21	@Orlando	L	6-14	Richmond-19/Simmons,Causwell-6	Anderson-25/O'Neal-20	15,151
21	12/18	108-119	-11	@Cleveland	L	6-15	Richmond,Simmons-16/Rambis-8	Nance,Price-22/Nance-13	13,134
22	12/20	98-104	-6	@New Jersey	L	6-16	Richmond-18/Causwell-7	Anderson-21/Coleman-24	11,023
23	12/22	102-99*	+3	@Milwaukee	W	7-16	Simmons-23/Simmons-12	Murdock-30/Murdock-15	14,536
24	12/23	102-96*	+6	@Minnesota	W	8-16	Richmond-30/Simmons-10	West-26/Laettner,Person-11	18,091
25	12/27	118-102	+16	Boston	W	9-16	Tisdale-31/Tisdale,Simmons-8	Abdelnaby-26/Parish-13	17,317
26	12/29	139-81	+58	Dallas	W	10-16	Bonner-23/Bonner-11	White-15/Bond-7	17,317
27	1/2	154-98	+56	Philadelphia	W	11-16	Williams-40/Bonner,Webb-7	Weatherspoon-20/Payne-6	17,317
28	1/5	126-106	+20	Denver	W	12-16	Richmond-25/Simmons-9	Ellis-20/Mutombo-13	17,317
29	1/8	90-93	-3	@LA Lakers	L	12-17	Tisdale-19/Simmons-10	Worthy-25/Divac-16	15,066
30	1/9	108-94	+14	Miami	W	13-17	Richmond-32/Simmons-9	Seikaly-18/Seikaly-11	17,317
31	1/12	93-104	-11	New York	L	13-18	Richmond-21/Tisdale-13	Starks-33/Ewing-11	17,317
32	1/14	104-114	-10	Phoenix	L	13-19	Tisdale-21/Simmons, Bonner-11	Dumas,Majerle-23/Miller,Maj-9	17,317
33	1/16	107-108	-1	@Utah	L	13-20	Simmons-33/Bonner-10	K. Malone-30/K. Malone,Corbin-11	19,911
34	1/18	111-107	+4	@Golden State	W	14-20	Williams-24/Bonner-12	Mullin-27/Hill-23	15,025
35	1/19	96-102	-6	Houston	L	14-21	Richmond-21/Bonner-14	Olajuwon-27/Olajuwon-15	17,317
36	1/22	127-135	-8	@Portland	L	14-22	Richmond-27/Bonner-14	Porter, Robinson-27/Drexler-8	12,888
37	1/23	113-108	+5	Minnesota	W	15-22	Richmond-24/Bonner-8	West-25/Laettner-11	17,317
38	1/25	106-117	-11	@Atlanta	L	15-23	Simmons-26/Tisdale-9	Wilkins-38/Willis-17	7,162
39	1/27	107-117	-10	@Charlotte	L	15-24	Simmons-26/Bonner-10	Mourning-23/Johnson-15	23,698
40	1/29	130-120	+10	@Dallas	W	16-24	Simmons-35/Rambis-10	Harper-28/Davis-17	11,410
41	1/30	124-129	-5	@San Antonio	L	16-25	Tisdale-29/Simmons-11	Ellis-27/Robinson-12	16,057
42	2/1	115-119	-4	Orlando	L	16-26	Richmond-28/Tisdale-11	Anderson-31/Anderson-14	17,317
43	2/3	88-107	-19	Chicago	L	16-27	Richmond-17/Simmons-8	Jordan-36/Grant-11	17,317
44	2/5	103-116	-13	@Denver	L	16-28	Webb-21/Chilcutt-8	Williams-29/Mutombo-8	14,409
45	2/6	110-119	-9	@LA Clippers	L	16-29	Tisdale-27/Simmons-7	Harper-31/Manning-12	12,903
46	2/9	114-119	-5	Utah	L	16-30	Tisdale-31/Simmons,Bonner-8	K. Malone-36/K. Malone-11	17,317
47	2/11	116-105	+11	Atlanta	W	17-30	Richmond-25/Bonner,Rambis-9	Willis-25/Willis-19	17,317
48	2/13	110-111	-1	Golden State	L	17-31	Simmons-30/3 players-6	Hardaway,Sprewell-23/Hill-14	17,317
49	2/15	101-119	-8	@Chicago	L	17-32	Tisdale,Bonner-18/Bonner-9	Jordan-32/Williams-12	18,237
50	2/17	99-125	-26	@Indiana	L	17-33	Simmons-23/Bonner-11	Miller-27/Davis-13	10,537
51	2/18	114-121	-7	@Minnesota	L	17-34	Simmons-24/Bonner-8	Laettner-28/Laettner-16	17,813
52	2/23	116-123	-7	@LA Clippers	L	17-35	Williams-24/Simmons-11	Harper-25/Roberts-16	10,206
53	2/24	99-104	-5	LA Lakers	L	17-36	Williams-31/Brown-8	Threatt-23/Green-15	17,317
54	2/26	120-141	-21	Seattle	L	17-37	Tisdale,Williams-17/Chilcutt-11	Kemp-26/Kemp-10	17,317
55	2/27	121-117	+4	@Utah	W	18-37	Williams-37/Bonner-17	J. & K. Malone-24/Krystk-9	19,911
56	3/3	86-89	-3	Houston	L	18-38	Williams-18/Simmons-13	Olajuwon-30/Olajuwon-13	17,317
57	3/5	122-130	-8	@Phoenix	L	18-39	Simmons-17/Bonner-9	Barkley-32/West-12	19,023
58	3/6	102-119	-17	@Houston	L	18-40	Simmons-20/Bonner-7	Olajuwon-27/Olajuwon-15	14,551
59	3/9	108-128	-20	Phoenix	L	18-41	Tisdale-32/Simmons-15	Ceballos-40/Ceballos-12	17,317
60	3/11	109-95	+14	Minnesota	W	19-41	Simmons-28/3 players-7	Maxey-24/Maxey-12	17,317
61	3/13	122-94	+28	Dallas	W	20-41	Simmons-24/Williams-10	Davis-21/Smith-7	17,317
62	3/16	110-113	-3	Detroit	L	20-42	Simmons-34/Tisdale,Bonner-10	Dumars-31/Rodman-22	17,317
63	3/18	111-131	-20	@Seattle	L	20-43	Chilcutt-19/Conlon-8	Kemp-27/Kemp-17	10,977
64	3/19	101-113	-12	Golden State	L	20-44	Tisdale-22/Bonner-13	Alexander-20/Hill-16	17,317
65	3/23	121-104	+17	LA Clippers	W	21-44	Tisdale-40/Tisdale-8	Manning-30/Norman-12	17,317
66	3/25	111-113*	-2	Portland	L	21-45	Williams-35/Tisdale-14	Robinson-26/Williams,Robinson-10	17,317
67	3/27	105-125	-20	Milwaukee	L	21-46	Williams-30/Chilcutt,Bonner-8	Lohaus-34/Lohaus,Murdock-8	17,317
68	3/29	89-110	-21	@Boston	L	21-47	Williams-22/Causwell-8	Gamble-28/Kleine-20	14,890
69	3/30	87-109	-22	@New York	L	21-48	Tisdale-17/Brown-7	Starks-20/Ewing-17	19,763
70	4/1	117-97	+20	@Washington	W	22-48	Webb-27/3 players-8	Gugliotta,Grant-19/Gugliotta-18	7,910
71	4/2	100-109	-9	@Detroit	L	22-49	Williams-29/Bonner-9	Dumars-35/Rodman-24	21,454
72	4/4	102-112	-10	@Philadelphia	L	22-50	Williams-17/Bonner-12	Hawkins-33/Gilliam-13	8,345
73	4/6	100-101	-1	Denver	L	22-51	Webb-20/Bonner-9	Jackson-23/Mutombo-18	17,317
74	4/8	114-123	-9	Phoenix	L	22-52	Higgins-26/Rambis-11	Ceballos-28/West-13	17,317
75	4/9	97-111	-14	@Seattle	L	22-53	Higgins-22/Conlon-9	Perkins-19/Kemp-7	14,023
76	4/13	100-110	-10	San Antonio	L	22-54	Williams-20/4 players-6	Anderson,Ellis-17/Robinson-14	17,317
77	4/16	100-93	+7	@San Antonio	W	23-54	Simmons-26/Simmons-10	Robinson-19/Robinson-12	16,057
78	4/17	108-107*	+1	@Dallas	W	24-54	Webb-24/Bonner-13	Harper-23/Davis,Rooks-11	15,973
79	4/20	101-92	+9	Utah	W	25-54	Simmons-24/Tisdale,Simmons-10	K. Malone-25/Benoit-13	17,317
80	4/21	105-132	-27	@Golden State	L	25-55	Webb-34/Chilcutt-8	Spencer-24/Hill-15	15,025
81	4/23	108-112	-4	Portland	L	25-56	Brown-27/Causwell-8	Strickland-24/Kersey,Williams-10	17,317
82	4/24	107-125	-18	@LA Lakers	L	25-57	Webb-24/Simmons-10	Green-26/Green-11	16,482

\* = OT

# 1993-94 SACRAMENTO KINGS



Front row — from left to right, Mike Peplowski, Wayman Tisdale, Walt Williams, Olden Polynice, Duane Causwell, Trevor Wilson, Lionel Simmons, Randy Breuer. **Back row** — from left to right, Managing General Partner Jim Thomas, Assistant Coach Eddie Jordan, Assistant Coach Mike Schuler, Head Coach Garry St. Jean, Mitch Richmond, Randy Brown, Bobby Hurley, Spud Webb, LaBradford Smith, Andre Spencer, Assistant Coach Mike Bratz, Assistant Trainer Pete Youngman, Trainer Bill Jones.

## FINAL STATISTICS

PLAYER	G.	MIN.	FGM	FGA	PCT.	FTM	FTA	PCT.	OFF.	DEF.	TOT.	AST.	PF	DQ	STL.	TO	BLK.	PTS.	AVG.
Mitch Richmond	78	2897	635	1428	.445	426	511	.834	70	216	286	313	211	3	103	216	17	1823	23.4
Wayman Tisdale	79	2557	552	1102	.501	215	266	.808	159	401	560	139	290	4	37	124	52	1319	16.7
Lionel Simmons	75	2702	436	996	.438	251	323	.777	168	394	562	305	189	2	104	183	50	1129	15.1
Spud Webb	79	2567	373	810	.460	204	251	.813	44	178	222	528	182	1	93	168	23	1005	12.7
Walt Williams	57	1356	226	580	.390	148	233	.635	71	164	235	132	200	6	52	145	23	638	11.2
Olden Polynice (Tot)	68	2402	346	662	.523	97	191	.508	299	510	809	41	189	2	42	78	67	789	11.6
Olden Polynice (Sac)	31	1052	124	256	.484	55	99	.556	151	202	353	19	81	1	18	29	31	303	9.8
Trevor Wilson (Tot)	57	1221	187	388	.482	92	166	.554	120	153	273	72	123	0	38	93	11	466	8.2
Trevor Wilson (Sac)	52	1095	168	349	.481	79	141	.560	108	137	245	60	106	0	33	87	10	415	8.0
Pete Chilcutt*	46	974	152	328	.463	31	52	.596	100	171	271	71	116	2	43	56	28	335	7.3
Bobby Hurley	19	499	54	146	.370	24	30	.800	6	28	34	115	28	0	13	48	1	134	7.1
Andre Spencer (Tot)	28	349	52	118	.441	55	77	.714	30	43	73	22	43	0	19	21	7	159	5.7
Andre Spencer (Sac)	23	286	43	100	.430	52	73	.712	26	35	61	19	37	0	18	19	5	138	6.0
L. Smith (Tot)	66	877	124	306	.405	63	84	.750	34	50	84	109	96	2	40	50	5	332	5.0
L. Smith (Sac)	59	829	116	288	.403	48	64	.750	29	47	76	104	88	2	37	49	4	301	5.1
Randy Brown	61	1041	110	251	.438	53	87	.609	40	72	112	133	132	2	63	75	14	273	4.5
Duane Causwell	41	674	71	137	.518	40	68	.588	68	118	186	11	109	2	19	33	49	182	4.4
Mike Peplowski	55	667	76	141	.539	24	44	.545	49	120	169	24	131	2	17	34	25	176	3.2
Jim Les*	18	169	13	34	.382	11	13	.846	5	8	13	39	16	0	7	11	1	45	2.5
Evers Burns*	23	143	22	55	.400	12	23	.522	13	17	30	9	33	0	6	7	3	56	2.4
Randy Breuer	26	247	8	26	.308	3	14	.214	15	41	56	8	30	0	6	9	19	19	0.7
Kings	82	19755	3179	7027	.452	1676	2292	.731	1122	2349	3471	2029	1979	27	669	1333	355	8291	101.1
Opponents	82	19755	3360	7017	.479	1767	2448	.722	1189	2574	3763	2052	1895	14	746	1341	498	8764	106.9

3-Pt. FG: Sacramento Kings 257-729 (.353); \*Les 8-18 (.444); Richmond 127-312 (.407); Simmons 6-17 (.353); Smith 21-60 (.350); Webb 55-164 (.335); Williams 38-132 (.288); Hurley 2-16 (.125); Brown 0-4; Wilson 0-2; Breuer 0-1; Chilcutt 0-1; Peplowski 0-1; Polynice 0-1. Opponents 227-771 (.359).

\* Did not finish season with team

## TEAM NOTES

- Kings posted a 28-54 record in 1993-94, a three-game improvement over the 1992-93 campaign (25-57).
- Sacramento finished ahead of the Los Angeles Clippers (27-55) in the Pacific Division standings, marking the first time since 1988-89 that the Kings did not finish at the bottom of their division.
- Guard Mitch Richmond became the first Kings player since Otis Birdsong in 1980-81 to earn All-NBA honors when he was voted to the second team. Richmond ranked seventh in the NBA in scoring (23.4 ppg) in the regular season, while also averaging 3.7 rpg, 4.0 apg, and 1.32 spg.
- Richmond also became the first Kings player since Nate Archibald in 1975 and the eighth in franchise history to start in an NBA All-Star Game, tallying 10 points, two rebounds, and three assists in 24 minutes for the West squad in the 44th Annual affair in Minneapolis, MN.
- Kings were stricken by the injury bug throughout the season, losing 226 player games to injury or illness, the third highest total in the NBA in 1993-94 and the second most in the Sacramento-era. The rash of injuries forced Head Coach Garry St. Jean to utilize 20 different starting combinations over the course of the season.

# 1993-94 GAME-BY-GAME

G	DATE	SCORE	+/-	OPPONENT	W/L	REC	KINGS HI. SCORER/REBOUNDER	OPP. HI. SCORER/REBOUNDER	ATT
1	11/5	109-100	+9	Denver	W	1-0	Tisdale-21/Simmons-12	Abdul-Rauf-25/Mutombo-17	17,317
2	11/7	110-132	-22	@Phoenix	L	1-1	Richmond-25/Chilcutt-11	K. Johnson-32/Green-14	19,023
3	11/10	112-101	+11	LA Lakers	W	2-1	Simmons-33/Simmons-10	Worthy-20/Divac-15	17,317
4	11/12	93-91	+2	San Antonio	W	3-1	Tisdale-25/Chilcutt-8	Robinson-32/Rodman-24	17,317
5	11/14	102-132	-30	@New Jersey	L	3-2	Richmond-23/Tisdale-7	Anderson,Coleman-26/four-8	12,562
6	11/16	95-118	-23	@Atlanta	L	3-3	Tisdale-26/Tisdale-11	Wilkins-26/Willis,Koncak-8	6949
7	11/17	113-130	-17	@Charlotte	L	3-4	Richmond-26/Tisdale-10	L. Johnson-23/Mourning,L. Johnson-8	23,698
8	11/19	108-113	-5	@Minnesota	L	3-5	Richmond-30/Richmond-9	Laettner-27/Laettner-13	17,810
9	11/21	103-101	+2	Chicago	W	4-5	Richmond-28/Tisdale-9	Armstrong-23/Grant-18	17,317
10	11/24	93-120	-27	Seattle	L	4-6	Richmond-24/Chilcutt,Rchmnd-6	Payton-23/Kemp-15	17,317
11	11/26	89-92	-3	Houston	L	4-7	Richmond-32/Richmond-11	Olajuwon-36/Thorpe-14	17,317
12	11/28	109-120	-11	@Portland	L	4-8	Richmond-29/Peplowski-11	Drexler-24/Kersey-14	12,888
13	11/29	103-105	-2	Indiana	L	4-9	Richmond-26/Williams-11	D. Davis-20/D. Davis-13	17,317
14	12/1	101-111	-10	Minnesota	L	4-10	Tisdale,Williams-25/Peplowski-8	West-23/Brown-12	17,317
15	12/4	101-123	-22	@New York	L	4-11	Simmons-22/Chilcutt-6	Ewing-31/Oakley-15	19,763
16	12/7	87-105	-18	@Indiana	L	4-12	Simmons-26/Chilcutt-9	Miller-22/D. Davis-9	9462
17	12/8	115-129	-14	@Boston	L	4-13	Richmond-34/Simmons-13	Gamble-23/Pinckney-13	14,890
18	12/10	109-103	+6	@Philadelphia	W	5-13	Richmond-26/Simmons-16	Bradley-17/Weatherspoon-14	8676
19	12/12	102-112	-10	LA Clippers	L	5-14	Tisdale-27/Simmons-12	Manning-28/Manning-12	17,317
20	12/15	95-96	-1	Milwaukee	L	5-15	Richmond-27/Simmons-15	Murdock-32/Brickowski,Norman-6	17,317
21	12/17	94-109	-15	Golden State	L	5-16	Simmons-22/Simmons-12	Mullin-23/Owens-10	17,317
22	12/19	91-97	-6	Orlando	L	5-17	Richmond-32/Tisdale-10	O'Neal-27/O'Neal-17	17,317
23	12/23	114-88	+26	Washington	W	6-17	Richmond-22/Tisdale-9	Gugliotta-18/4 players-6	17,317
24	12/26	95-109	-14	@Miami	L	6-18	Richmond-38/Simmons-9	Smith-23/Smith-4	15,200
25	12/27	110-122	-12	@Orlando	L	6-19	Richmond-40/Peplowski-9	O'Neal-32/O'Neal-17	15,291
26	12/29	103-97	+6	@Washington	W	7-19	Simmons-27/Tisdale-11	MacLean-25/Gugliotta-11	18,756
27	12/30	97-91	+6	@Detroit	W	8-19	Tisdale-21/Smith,Tisdale-12	Mills-22/Polynice-13	19,399
28	1/2	119-116	+3	Dallas	W	9-19	Simmons-25/Simmons-10	Mashburn-30/Jones-7	17,317
29	1/4	112-115	-3	@Golden State	L	9-20	Richmond-34/Tisdale-11	Webber-36/Webber-13	15,025
30	1/5	106-98	+8	LA Lakers	W	10-20	Richmond-23/Chilcutt-15	Threatt-20/Divac-19	17,317
31	1/7	93-102	-9	@Seattle	L	10-21	Richmond-27/Simmons-13	Schrempf-20/Payton-8	14,709
32	1/8	98-104	-6	@Denver	L	10-22	Richmond-28/Tisdale-11	Ellis-22/Mutombo-19	14,709
33	1/11	103-95	+8	Miami	W	11-22	Tisdale-23/Tisdale-11	Smith-26/Long-12	17,317
34	1/13	115-104	+11	Charlotte	W	12-22	Tisdale-22/Smith,Tisdale-13	Mourning-18,Mourning-14	17,317
35	1/15	103-119	-16	Phoenix	L	12-23	Wilson-25/Wilson,Simmons-10	Green-35/Green-19	17,317
36	1/19	95-114	-19	Seattle	L	12-24	Wilson-18/Wilson-9	Payton-24/Cage-9	17,317
37	1/21	83-112	-29	@Utah	L	12-25	Richmond-18/Chilcutt,Tisdale-6	K. Malone-20/Spencer-11	19,911
38	1/22	109-119*	-10	Cleveland	L	12-26	Simmons,Webb-22/Simmons-9	Daugherty-27/Daugherty-15	17,317
39	1/25	91-107	-16	@San Antonio	L	12-27	Richmond-15/Simmons-7	Robinson-31/Rodman-20	17,630
40	1/27	97-113	-16	@Houston	L	12-28	Tisdale,Richmond-15/Williams-9	Olajuwon-24/Thorpe-14	11,467
41	1/29	101-108	-7	@Dallas	L	12-29	Richmond-34/Wilson-10	Jackson-24/White-14	12,157
42	2/1	102-97	+5	Portland	W	13-29	Tisdale-30/Wilson-10	C. Robinson-30/Strickland-9	17,317
43	2/4	83-108	-25	Denver	L	13-30	Smith-14/Tisdale-10	Ellis-19/Ellis-12	17,317
44	2/5	110-122	-12	@LA Clippers	L	13-31	Richmond-30/Tisdale-11	Manning-27/Harper-10	10,773
45	2/8	100-124	-24	@Portland	L	13-32	Tisdale-26/Wilson-14	Drexler-21/Williams-15	12,888
46	2/9	105-95	+10	LA Clippers	W	14-32	Richmond-35/Simmons-11	Harper-26/Williams-8	17,317
47	2/10	103-84	+19	@LA Lakers	W	15-32	Simmons-32/Causwell-11	Van Exel-17/Lynch-16	10,785
48	2/15	113-123	-10	@Golden State	L	15-33	Williams-22/Simmons-6	Owens-29/Owens,Johnson-10	15,025
49	2/16	94-92*	+2	Philadelphia	W	16-33	Richmond-32/Williams-15	Weatherspoon-20/Perry-13	17,317
50	2/18	90-81	+9	Utah	W	17-33	Richmond-27/Simmons-13	K. Malone-19/Spencer-18	17,317
51	2/21	86-112	-26	@Phoenix	L	17-34	Tisdale-14/Causwell,Simmons-8	Barkley-23/Barkley-11	19,023
52	2/22	95-93	+2	Boston	W	18-34	Richmond-23/Simmons,Tisdale-8	McDaniel-22/Fox-15	17,317
53	2/24	102-90	+12	LA Lakers	W	19-34	Simmons-29/Polynice-12	Threatt-28/Divac-16	17,317
54	2/25	111-121	-10	@LA Clippers	L	19-35	Richmond-37/Polynice-20	Spencer-28/Spencer-14	8083
55	3/1	88-100	-12	New York	L	19-36	Richmond-29/Polynice,Tisdale-9	Ewing-28/Ewing-21	17,317
56	3/5	98-114	-16	@Seattle	L	19-37	Webb-21/Polynice-8	Kemp-25/Kemp-14	14,677
57	3/6	85-102	-17	Seattle	L	19-38	Spencer-18/Polynice-11	Payton-24/Kemp-11	17,317
58	3/8	82-103	-21	@Cleveland	L	19-39	Tisdale,Richmond-16/Polynice-13	Williams,Brandon-18/Hill-13	18,341
59	3/9	104-96	+8	@Minnesota	W	20-39	Richmond-35/Polynice-10	West,Person-28/Person-9	17,436
60	3/11	108-100	+8	@Milwaukee	W	21-39	Richmond-25/Polynice-21	Baker-22/Baker-11	17,508
61	3/12	94-111	-17	@Chicago	L	21-40	Richmond-22/Simmons-7	Pippen-20/3 players-8	18,676
62	3/14	102-108	-6	Detroit	L	21-41	Richmond-21/Polynice-13	Thomas-22/Chilcutt-12	17,317
63	3/16	132-111	+21	New Jersey	W	22-41	Richmond-25/Polynice-12	Coleman-29/Williams,Colmn-9	17,317
64	3/18	115-103	+12	@Denver	W	23-41	Richmond-29/Polynice-10	Pack-24/Williams-17	17,171
65	3/19	100-107	-7	@San Antonio	L	23-42	Richmond-27/Polynice-9	Robinson-48/Robinson-16	20,640
66	3/22	94-96	-2	Portland	L	23-43	Simmons-26/Tisdale-17	Drexler-28/Williams-15	17,317
67	3/24	91-107	-16	San Antonio	L	23-44	Richmond-24/Tisdale-7	Robinson-38/Rodman-18	17,317
68	3/25	91-100	-9	@Portland	L	23-45	Simmons-20/Polynice-8	Drexler-23/Williams-14	12,888
69	3/29	101-122	-21	Houston	L	23-46	Richmond-24/Tisdale-10	Thorpe-21/Thorpe-18	17,317
70	3/31	102-106	-4	Atlanta	L	23-47	Williams-32/Simmons-9	Willis-29/Willis-21	17,317
71	4/2	102-87	+15	Minnesota	W	24-47	Tisdale-24/Polynice-17	Laettner-19/Kings-12	17,317
72	4/5	80-88	-8	Dallas	L	24-48	Richmond-22/Polynice-16	Jackson-16/Rooks-10	17,317
73	4/6	123-128*	-5	@LA Lakers	L	24-49	Richmond-39/Polynice-15	Worthy-31/Divac-14	12,066
74	4/8	104-101	+3	Phoenix	W	25-49	Richmond-33/Polynice-11	Barkley-30/Barkley-16	17,317
75	4/11	118-97	+21	LA Clippers	W	26-49	Tisdale-26/Polynice-18	Vaught-21/Vaught-11	17,317
76	4/12	91-126	-35	@Utah	L	26-50	Richmond-20/Spencer-10	Malone-21/Malone-11	19,911
77	4/14	99-104	-5	@Houston	L	26-51	Richmond-26/Polynice-20	Olajuwon-34/Horry-14	13,127
78	4/16	106-98	+8	@Dallas	W	27-51	Tisdale-32/Polynice-10	Jackson-20/Jones-13	12,376
79	4/19	108-115	-7	Utah	L	27-52	Webb-28/Polynice-10	Malone-30/Malone-13	17,317
80	4/21	96-121	-25	@Golden State	L	27-53	Tisdale-17/Wilson-11	Grayer-19/Owens-12	15,025
81	4/23	100-101	-1	@Phoenix	L	27-54	Webb-32/Polynice-16	K. Johnson-20/Barkley-14	19,023
82	4/24	105-97	+8	Golden State	W	28-54	Webb-25/Polynice-14	Jennings-15/Gatling-13	17,317

\* = OT

# 1994-95 SACRAMENTO KINGS



Front row — from left to right, Michael Smith, Brian Grant, Walt Williams, Duane Causwell, Olden Polynice, Lionel Simmons, Henry Turner. **Back row — from left to right,** Head Coach Garry St. Jean, Assistant Coach Eddie Jordan, Assistant Coach Mike Bratz, Mitch Richmond, Randy Brown, Spud Webb, Bobby Hurley, Doug Lee, Assistant Trainer Pete Youngman, Trainer Bill Jones.

## FINAL STATISTICS

PLAYER	G.	MIN.	FGM	FGA	PCT.	FTM	FTA	PCT.	OFF.	DEF.	TOT.	AST.	PF	DQ	STL.	TO	BLK.	PTS.	AVG.
Mitch Richmond	82	3172	668	1497	.446	375	445	.843	69	288	357	311	227	2	91	234	29	1867	22.8
Walt Williams	77	2739	445	998	.446	266	364	.731	100	245	345	316	265	3	123	243	63	1259	16.4
Brian Grant	80	2289	413	809	.511	231	363	.636	207	391	598	99	276	4	49	163	116	1058	13.2
Spud Webb	76	2458	302	689	.438	226	242	.934	29	145	174	468	148	0	75	185	8	878	11.6
Olden Polynice	81	2534	376	691	.544	124	194	.639	277	448	725	62	238	0	48	113	52	877	10.8
Michael Smith	82	1736	220	406	.542	127	262	.485	174	312	486	67	235	1	61	106	49	567	6.9
Lionel Simmons	58	1064	131	312	.420	59	84	.702	61	135	196	89	118	0	28	70	23	327	5.6
Alaa Abdelnaby*	51	476	117	220	.532	20	35	.571	34	72	106	13	102	1	15	40	12	254	5.0
Randy Brown	67	1086	124	287	.432	55	82	.671	24	84	108	133	153	0	99	78	19	317	4.7
Bobby Hurley	68	1105	103	284	.363	58	76	.763	14	56	70	226	79	0	29	110	0	285	4.2
Duane Causwell	58	820	76	147	.517	57	98	.582	57	117	174	15	146	4	14	33	80	209	3.6
Trevor Wilson*	15	147	18	40	.450	11	14	.786	10	16	26	12	12	0	4	6	2	47	3.1
Henry Turner	30	149	23	57	.404	20	35	.571	17	11	28	7	20	0	8	12	1	68	2.3
Doug Lee	22	75	9	25	.360	18	21	.857	0	5	5	5	18	0	6	5	3	43	2.0
Derrick Phelps	3	5	0	1	.000	0	2	.000	0	0	0	1	3	0	0	0	0	0	0.0
Kings	82	19855	3025	6463	.468	1647	2317	.711	1073	2325	3398	1824	2040	15	650	1449	457	8056	98.2
Opponents	82	19855	2964	6549	.453	1833	2473	.741	1145	2268	3413	1820	2033	18	756	1348	515	8138	99.2

3-Pt. FG: Sacramento Kings 359-1037 (.346); Polynice 1-1 (1.000); Turner 2-5 (.400); Lee 7-18 (.389); Simmons 6-16 (.375); Richmond 156-424 (.368); Williams 103-296 (.348); Webb 48-145 (.331); Brown 14-47 (.298); Hurley 21-76 (.276); Grant 1-4 (.250); Smith 0-2; Causwell 0-1. Opponents 377-1240 (.304).

\* Did not finish season with team

## TEAM NOTES

- Kings registered a 39-43 regular-season record, marking the franchise's most victories in a season since 1982-83 (45-37). Sacramento finished fifth in the Pacific Division, and missed advancing to the NBA Playoffs by just one game after falling 102-89 at Denver (4/23/95) on the final day of the regular season in a winner-take-all battle for the eighth and final Western Conference Playoff berth.
- Guard Mitch Richmond earned Second-Team All-NBA honors after averaging 22.8 ppg, 4.4 rpg, 3.8 apg, and 1.11 spg. Richmond's 22.8 ppg led all guards in scoring and ranked eighth in the NBA.
- Forward Brian Grant was named to the NBA's First-Team All-Rookie squad, averaging 13.2 ppg (.511 FG%), 7.5 rpg, and 1.45 bpg. Grant earned Schick Rookie of the Month honors for January after averaging 15.8 ppg (.511 FG%), 9.7 rpg, and 2.13 bpg in helping lead the Kings to a 9-6 mark.
- Richmond was named MVP of the 45th Annual All-Star Game in Phoenix, scoring a game-high 23 points (10-13 FG, 3-3 3pt, 0-0 FT) with four rebounds and two assists in only 22 minutes off the bench to lead the Western Conference to a 139-112 victory over the East. The 10-for-13 (.769) shooting performance is the third best in All-Star history.



# 1994-95 GAME-BY-GAME

G	DATE	SCORE	+/-	OPPONENT	W/L	REC	KINGS HI. SCORER/REBOUNDER	OPP. HI. SCORER/REBOUNDER	ATT
1	11/4	107-89	+18	Phoenix	W	1-0	Richmond-20/Polynice, Grant-10	Tisdale-16/Green-12	17,317
2	11/9	108-100	+8	@Seattle	W	2-0	Richmond-28/Williams-7	Kemp-21/Kemp-9	16,352
3	11/10	84-104	-20	Portland	L	2-1	Richmond-23/Grant-9	C. Robinson-25/Dudley-17	17,317
4	11/12	105-97	+8	Atlanta	W	3-1	Richmond-32/Polynice-9	Norman-21/Long-9	17,317
5	11/15	99-105	-6	@Houston	L	3-2	Richmond-31/Polynice-11	Olajuwon-28/Olajuwon-14	14,656
6	11/17	94-96	-2	@Dallas	L	3-3	Richmond-21/Richmond-9	Mashburn-23/Taprtley-9	13,516
7	11/20	96-88	+8	Cleveland	W	4-3	Grant-18/Grant-10	Hill-17/Hill-20	17,317
8	11/23	98-103	-5	New Jersey	L	4-4	Richmond-27/Causwell-11	Gilliam-24/Coleman-12	17,317
9	11/25	108-105*	+3	Denver	W	5-4	Richmond-33/Polynice-13	Pack-24/Mutombo-16	17,317
10	11/27	89-94	-5	Utah	L	5-5	Richmond-25/Polynice-11	Malone-25/Malone, Benoit-14	17,317
11	11/29	94-89	+5	@Miami	W	6-5	Williams-20/Grant-7	Coles-19/Rice, Willis-7	14,301
12	11/30	107-114	-7	@Orlando	L	6-6	Richmond-20/Grant-8	O'Neal-41/Grant-11	16,010
13	12/2	96-99	-3	@Philadelphia	L	6-7	Richmond-30/Polynice-9	Burton-25/Bradley, Williams-7	9,336
14	12/3	94-89	+5	@New Jersey	W	7-7	Richmond-31/Smith-11	Gilliam-22/Williams-14	20,049
15	12/6	108-95	+13	Milwaukee	W	8-7	Polynice-22/Polynice-16	Robinson-31/Conlon-12	17,317
16	12/8	103-91	+12	Seattle	W	9-7	Richmond-26/Richmond-9	Askew-17/Kemp-19	17,317
17	12/10	106-94	+12	Golden State	W	10-7	Richmond-24/Grant-12	Hardaway-23/Rozier-11	17,317
18	12/11	88-93	-5	@Portland	L	10-8	Grant, Richmond-17/Williams-7	Strickland-24/Dudley-9	12,888
19	12/13	112-107	+5	@Golden State	W	11-8	Richmond-29/Smith-8	Hardaway-23/Seikaly-12	15,025
20	12/15	84-94	-10	New York	L	11-9	Richmond-21/Smith-9	Ewing-27/Ewing-18	17,317
21	12/17	98-109	-11	@Phoenix	L	11-10	Williams, Richmond-20/Polynice-7	Barkey-27/Barkley-14	19,023
22	12/20	105-102	+3	Washington	W	12-10	Richmond-28/Polynice-15	Webber, Duckworth-19/Howard-12	17,317
23	12/22	109-89	+20	Minnesota	W	13-10	Williams, Polynice-17/Causwell-9	Rider-27/Foster-8	17,317
24	12/23	89-100	-11	@LA Lakers	L	13-11	Richmond-25/Polynice-18	Jones-27/Divac-10	12,637
25	12/26	103-123	-20	@Seattle	L	13-12	Grant-23/Smith-13	Perkins-26/Kemp-9	15,780
26	12/27	102-101	+1	Portland	W	14-12	Richmond-30/Simmons-10	Strickland-22/Dudley-10	17,317
27	12/30	85-82	+3	Philadelphia	W	15-12	Richmond-21/Polynice, Williams-11	Barros-23/Bradley-16	17,317
28	1/3	100-108	-8	Phoenix	L	15-13	Webb-23/Polynice-14	Barkley-26/Manning-10	17,317
29	1/5	94-88	+6	Detroit	W	16-13	Grant-24/Polynice-15	Dumars-24/Mills-11	17,317
30	1/7	96-95	+1	Miami	W	17-13	Williams, Richmond-27/Grant, Smith-7	Rice-23/Willis, Owens-9	17,317
31	1/10	98-85	+13	@Minnesota	W	18-13	Grant-18/Polynice-15	Laettner-26/Laettner-10	13,017
32	1/11	88-97	-9	@Milwaukee	L	18-14	Richmond-19/Polynice-14	Baker-26/Pinckney-15	13,279
33	1/13	89-79	+10	@Chicago	W	19-14	Polynice-25/Grant-14	Kukoc-19/Blount-8	22,243
34	1/15	97-98	-1	@Boston	L	19-15	Grant-25/Grant, Polynice-12	Wilkins-22/Montross-13	14,890
35	1/17	95-88	+7	Portland	W	20-15	Richmond-29/Grant-16	C. Robinson-22/Dudley-11	17,317
36	1/19	112-103	+9	Golden State	W	21-15	Richmond-26/Smith-11	Hardaway-29/Alexander-17	17,317
37	1/21	92-86	+6	@LA Clippers#	W	22-15	Richmond-21/Polynice-11	Vaught-21/Vaught-13	17,751
38	1/22	87-103	-16	@Portland	L	22-16	Richmond-18/Grant-9	C. Robinson-27/Dudley-10	12,888
39	1/24	110-109**	+1	Dallas	W	23-16	Richmond-32/Polynice-17	Mashburn-35/L. Williams-13	17,317
40	1/25	88-130	-42	@Utah	L	23-17	Richmond-18/Polynice, Grant-7	Malone-25/Malone-10	19,911
41	1/28	87-84	+3	@Dallas	W	24-17	Grant-23/Grant-11	Mashburn-21/Jones-17	17,502
42	1/31	96-97	-1	San Antonio	L	24-18	Richmond-33/Grant-12	Robinson-23/Rodman-19	17,317
43	2/2	88-68	+20	Chicago	W	25-18	Williams-20/Grant-10	Pippen-22/Pippen-11	17,317
44	2/4	96-97	-1	@San Antonio	L	25-19	Abdelnaby-24/Polynice-8	Robinson-34/Rodman-22	18,436
45	2/8	86-97	-11	Houston	L	25-20	Richmond-28/Smith-8	Olajuwon-31/Olajuwon-17	17,317
46	2/14	108-101	+7	Boston	W	26-20	Williams-25/Polynice, Grant-10	Wilkins-23/Radja-18	17,317
47	2/16	98-82	+16	LA Lakers	W	27-20	Williams-18/Polynice-16	Jones-18/Jones-10	17,317
48	2/18	109-92	+17	LA Clippers	W	28-20	Richmond-25/Polynice-11	Piatkowski-20/Outlaw-7	17,317
49	2/20	93-99	-6	@Detroit	L	28-21	Webb-24/Grant-10	Hill-20/West, Miller-10	15,148
50	2/22	89-100	-11	@Charlotte	L	28-22	Williams-28/Polynice-13	Mourning-29/Mourning-17	23,698
51	2/23	90-103	-13	@New York	L	28-23	Williams-20/Polynice-11	Ewing-38/Mason-12	19,763
52	2/25	98-102	-4	@Washington	L	28-24	Richmond-32/Polynice, Grant-9	Webber-25/Muresan-8	18,756
53	2/27	99-118	-19	@Atlanta	L	28-25	Richmond-20/Grant-9	Lang, Long-20/Long-10	10,539
54	3/1	87-98	-11	Minnesota	L	28-26	Richmond-21/Polynice-11	Rooks-28/Rooks-13	17,317
55	3/3	104-109**	-5	@LA Lakers	L	28-27	Grant-29/Polynice-10	Divac-27/Divac-19	12,040
56	3/5	88-80	+8	Charlotte	W	29-27	Williams, Richmond-20/Grant-10	Curry-21/Johnson-12	17,317
57	3/7	95-102*	-7	Utah	L	29-28	Williams-31/Grant-9	Malone-33/Malone-12	17,317
58	3/9	94-109	-15	Indiana	L	29-29	Richmond-21/3 players-6	Miller-30/Smits-12	17,317
59	3/10	93-110	-17	@Utah	L	29-30	Richmond-19/Polynice-10	Malone-22/Chambers-8	19,911
60	3/12	105-93	+12	@LA Clippers	W	30-30	Williams-25/Smith-10	Vaught-20/Vaught-8	8,740
61	3/14	90-91	-1	Dallas	L	30-31	Grant-27/Polynice-18	Mashburn-27/Jones, Willms-12	17,317
62	3/16	101-123	-22	@Denver	L	30-32	Richmond-17/Polynice-8	Abdul-Rauf, Ellis-19/Mutombo-12	17,171
63	3/17	128-110	+18	Golden State	W	31-32	Richmond-27/Polynice-11	Gatling-27/Rozier-13	17,317
64	3/19	116-121	-5	@LA Lakers	L	31-33	Richmond-38/Grant, Smith-10	Van Exel-35/Bowie-11	13,219
65	3/20	91-89	+2	Denver	W	32-33	Richmond-20/Polynice-12	Abdul-Rauf-27/Rose-8	17,317
66	3/22	89-101	-12	@Cleveland	L	32-34	Richmond-19/Grant-11	Price-23/Cage-14	20,562
67	3/24	96-103	-7	@Indiana	L	32-35	Richmond-30/Grant-9	Smits-31/Davis-16	16,482
68	3/26	104-98	+6	@Minnesota	W	33-35	Richmond-23/Polynice-9	Laettner-23/Rooks-10	15,553
69	3/28	117-106	+11	Orlando	W	34-35	Richmond-35/Grant-9	O'Neal-32/O'Neal-12	17,317
70	3/30	96-113	-17	Phoenix	L	34-36	Richmond-32/Grant-8	Barkley-27/Green-10	17,317
71	3/31	95-120	-25	@Seattle	L	34-37	Grant-21/Smith-11	Payton-27/Kemp-12	14,698
72	4/4	109-105	+4	Houston	W	35-37	Williams-30/Smith-11	Drexler-29/Drexler-8	17,317
73	4/6	94-96	-2	San Antonio	L	35-38	Richmond-24/Grant-11	Robinson-29/Cummings-15	17,317
74	4/8	105-112*	-7	LA Clippers	L	35-39	Richmond-44/Polynice-9	Massenburg-26/Riley-10	17,317
75	4/11	117-85	+32	@LA Clippers	W	36-39	Williams-25/Polynice-9	Dehere, Piatkowski-14/Massenburg, Smith-5	8,836
76	4/12	109-99	+10	LA Lakers	W	37-39	Polynice-27/Polynice-16	Divac-24/Divac-15	17,317
77	4/14	88-98	-10	@San Antonio	L	37-40	Richmond-22/Polynice-13	Robinson-32/Robinson-16	25,130
78	4/15	84-98	-14	@Houston	L	37-41	Williams, Richmond-19/Grant-9	Smith-18/Olajuwon-13	16,611
79	4/18	101-111	-10	@Phoenix	L	37-42	Richmond-28/Smith-8	Barkley-28/Barkley-11	19,023
80	4/20	112-98	+14	@Golden State	W	38-42	Richmond-30/Smith-11	Wood-18/Rozier-19	15,025
81	4/21	105-97	+8	Seattle	W	39-42	Williams-27/Polynice-14	Schrempf-26/Kemp-7	17,317
82	4/23	89-102	-13	@Denver	L	39-43	Richmond-32/Polynice, Grant-8	Williams-23/Mutombo-19	17,171

\* = OT

# 1995-96 SACRAMENTO KINGS



Front row — from left to right, Michael Smith, Brian Grant, Walt Williams, Duane Causwell, Olden Polynice, Lionel Simmons, Tyrone Corbin. **Back row — from left to right,** Assistant Coach Eddie Jordan, Assistant Coach Mike Bratz, Head Coach Garry St. Jean, Byron Houston, Sarunas Marciulionis, Tyus Edney, Mitch Richmond, Bobby Hurley, Clint McDaniel, Corliss Williamson, Bobby Hurley, Assistant Trainer Pete Youngman, Trainer Bill Jones.

## FINAL STATISTICS

PLAYER	G.	MIN.	FGM	FGA	PCT.	FTM	FTA	PCT.	OFF.	DEF.	TOT.	AST.	PF	DQ	STL.	TO	BLK.	PTS.	AVG.
Mitch Richmond	81	2946	611	1368	.447	425	491	.866	54	215	269	255	233	6	125	220	19	1872	23.1
Walt Williams*	45	1381	235	540	.435	130	172	.756	62	145	207	165	151	0	53	103	42	658	14.6
Brian Grant	78	2398	427	842	.507	262	358	.732	175	370	545	127	269	9	40	185	103	1120	14.4
Billy Owens (Tot)	62	1982	323	673	.480	157	247	.636	143	268	411	204	192	2	49	164	38	808	13.0
Billy Owens (Sac)	22	594	84	200	.420	45	70	.643	49	76	125	70	60	1	19	51	16	218	9.9
Olden Polynice	81	2441	431	818	.527	122	203	.601	257	507	764	58	250	3	52	127	66	985	12.2
Sarunas Marciulionis	53	1039	176	389	.452	155	200	.775	20	57	77	118	112	1	52	96	4	571	10.8
Tyus Edney	80	2481	305	740	.412	197	252	.782	63	138	201	491	203	2	89	192	3	860	10.8
Tyrone Corbin*	49	930	117	259	.452	77	92	.837	55	124	179	61	96	1	47	50	17	312	6.4
Kevin Gamble (Tot)	65	1325	152	379	.401	38	48	.792	21	92	113	100	147	2	35	43	8	386	5.9
Kevin Gamble (Sac)	21	292	35	82	.427	5	10	.500	7	20	27	18	28	0	4	11	3	81	3.9
Corliss Williamson	53	609	125	268	.466	47	84	.560	56	58	114	23	115	2	11	76	9	297	5.6
Michael Smith	65	1384	144	238	.605	68	177	.384	143	246	389	110	166	0	47	72	46	357	5.5
Lionel Simmons	54	810	86	217	.396	55	75	.733	41	104	145	83	85	0	31	51	20	246	4.6
Byron Houston	25	276	32	64	.500	21	26	.808	31	53	84	7	59	2	13	17	7	86	3.4
Duane Causwell	73	1044	90	216	.417	70	96	.729	86	162	248	20	173	2	27	53	78	250	3.4
Bobby Hurley	72	1059	65	230	.283	68	85	.800	12	63	75	216	121	0	28	86	3	220	3.1
Clint McDaniel	12	71	8	23	.348	12	16	.750	3	7	10	7	10	0	5	2	0	30	2.5
Kings	82	19755	2971	6494	.458	1759	2407	.731	1114	2345	3459	1829	2131	29	643	1442	436	8163	99.5
Opponents	82	19755	2987	6461	.462	1950	2596	.751	1056	2312	3368	1805	2006	21	767	1356	505	8385	102.3

3-Pt. FG: Sacramento Kings 462-1194 (.387); Smith 1-1 (1.000); Richmond 225-515 (.437); Owens 5-12 (.417); Marciulionis 64-157 (.408); Simmons 19-51 (.373); Edney 53-144 (.368); Williams 58-170 (.341); McDaniel 2-6 (.333); Houston 1-3 (.333); Polynice 1-3 (.333); Hurley 22-76 (.289); Gamble 6-23 (.261); Grant 4-17 (.235); Corbin 1-12 (.083); Causwell 0-1; Williamson 0-3. Opponents 461-1215 (.379).

\* Did not finish season with team

## 1995-96 PLAYOFFS

### First Round (1-3)

April 26	Sacramento	85	@	Seattle	97
April 28	Sacramento	90	@	Seattle	81
April 30	Sacramento	89	vs.	Seattle	96
May 2	Sacramento	87	vs.	Seattle	101

\* = OT

## TEAM NOTES

- Kings registered a 39-43 regular-season record, marking the franchise's most victories in a season since 1982-83 (45-37). Sacramento finished fifth in the Pacific Division, and missed advancing to the NBA Playoffs by just one game after falling 102-89 at Denver (4/23/95) on the final day of the regular season in a winner-take-all battle for the eighth and final Western Conference Playoff berth.

- Guard Mitch Richmond earned Second-Team All-NBA honors after averaging 22.8 ppg, 4.4 rpg, 3.8 apg, and 1.11 spg. Richmond's 22.8 ppg led all guards in scoring and ranked eighth in the NBA.

- Richmond was named MVP of the 45th Annual All-Star

Game in Phoenix, scoring a game-high 23 points (10-13 FG, 3-3 3pt, 0-0 FT) with four rebounds and two assists in only 22 minutes off the bench to lead the Western Conference to a 139-112 victory over the East. The 10-for-13 (.769) shooting performance is the third best in All-Star history.

- Forward Brian Grant was named to the NBA's First-Team All-Rookie squad, averaging 13.2 ppg (.511 FG%), 7.5 rpg, and 1.45 bpg. Grant earned Schick Rookie of the Month honors for January after averaging 15.8 ppg (.511 FG%), 9.7 rpg, and 2.13 bpg in helping lead the Kings to a 9-6 mark.

# 1995-96 GAME-BY-GAME

G	DATE	SCORE	+/-	OPPONENT	W/L	REC	KINGS HI. SCORER/REBOUNDER	OPP. HI. SCORER/REBOUNDER	ATT
1	11/3	95-86	+9	Minnesota	W	1-0	Williams-20/Grant-9	Porter-19/Gugliotta-12	17,317
2	11/5	99-82	+17	LA Clippers	W	2-0	Polynice-23/Smith-12	Vaught-20/Vaught-10	17,317
3	11/7	109-106	+3	@Philadelphia	W	3-0	Richmond-23/Smith-10	Stackhouse-34/Maxwell-11	8064
4	11/8	109-90	+19	@Toronto	W	4-0	Richmond-32/Polynice-8	Murray-22/Miller-11	16,793
5	11/10	119-95	+24	@Indiana	W	5-0	Williams-19/Grant,Polynice-6	Miller-19/A. Davis-10	15,947
6	11/11	84-86	-2	@New Jersey	L	5-1	Richmond-17/Grant-14	Edwards-24/Williams-14	11,205
7	11/14	100-106	-6	LA Lakers	L	5-2	Richmond-28/Houston-12	Ceballos-31/Campbell-12	17,317
8	11/16	105-102	+3	@Portland	W	6-2	Richmond-25/Polynice-9	Strickland-23/Dudley-11	21,401
9	11/17	105-96	+9	Phoenix	W	7-2	Grant-24/Grant-13	Barkley-31/Barkley-9	17,317
10	11/19	94-108	-14	Atlanta	L	7-3	Williams,Grant-15/Williams-8	Smith-32/Lang-11	17,317
11	11/22	95-116	-21	@Utah	L	7-4	Grant,Richmond-21/Grant-9	Malone-25/Malone,Keefe-7	19,911
12	11/24	99-98	+1	@LA Lakers	W	8-4	Grant-23/Polynice-14	Ceballos-23/Ceballos-11	16,343
13	11/26	99-92	+7	New Jersey	W	9-4	Marciulionis-25/Polynice-10	Edwards-24/Gilliam,Williams-10	17,317
14	11/28	91-85	+6	Denver	W	10-4	Richmond-22/Polynice-13	Abdul-Rauf-24/Mutombo-17	17,317
15	11/30	105-95	+10	Indiana	W	11-4	Polynice-21/Polynice-13	Miller-21/D. Davis-11	17,317
16	12/2	109-106	+3	Orlando	W	12-4	Grant-27/Polynice-12	Hardaway-22/Koncak-7	17,317
17	12/8	103-120	-17	Seattle	L	12-5	Richmond-26/Polynice-8	Hawkins-34/Kemp,Payton-7	17,317
18	12/10	110-90	+20	Miami	W	13-5	Richmond-15/Simmons-9	Thomas-29/Thomas-15	17,317
19	12/12	93-133	-40	Houston	L	13-6	Edney-17/Polynice-12	Olajuwon-31/Olajuwon-15	17,317
20	12/15	114-110	+4	@Houston	W	14-6	Richmond-47/Polynice-10	Olajuwon-37/3 players-7	16,611
21	12/16	106-122	-16	@San Antonio	L	14-7	Richmond-23/Polynice-11	Elliott-31/Perdue-15	15,675
22	12/18	92-85	+7	Vancouver	W	15-7	Grant-22/Simmons,Causwell-8	Reeves-23/Amaya-7	17,317
23	12/21	96-103	-7	@LA Clippers	L	15-8	Richmond-23/Grant-10	Vaught-22/Vaught-15	6020
24	12/22	83-116	-33	@LA Lakers	L	15-9	Richmond-24/3 players-7	Ceballos-27/Campbell-12	16,189
25	12/26	115-98	+17	San Antonio	W	16-9	Richmond-31/Smith-12	Robinson-25/Robinson-14	17,317
26	12/29	117-97	+20	Philadelphia	W	17-9	Richmond-20/Corbin-9	Stackhouse-22/Weatherston-6	17,317
27	1/4	126-96	+30	Denver	W	18-9	Richmond-41/Polynice-12	Abdul-Rauf-26/McDyess-9	17,317
28	1/6	115-106	+9	Golden State	W	19-9	Williams-27/Polynice-10	Smith-25/Smith-8	17,317
29	1/9	88-104	-16	@Atlanta	L	19-10	Marciulionis,Richmond-19/Polynice-13	Long-20/Augmon-7	9004
30	1/10	104-113	-9	@Boston	L	19-11	Richmond-31/Polynice-6	Radja-25/Radja-10	17,156
31	1/12	88-117	-29	@Washington	L	19-12	Grant-17/Polynice-7	Howard-29/Muresan-16	18,756
32	1/13	119-111	+8	@New York	W	20-12	Richmond-32/Polynice-11	Ewing-29/Ewing-11	19,763
33	1/15	94-103	-9	@Minnesota	L	20-13	Grant-25/Polynice-8	Rider-29/Gugliotta-8	14,102
34	1/18	105-100	+5	Portland	W	21-13	Richmond-38/Polynice-16	McKie-18/McKie-8	17,317
35	1/20	115-110	+5	@Denver	W	22-13	Richmond-22/Polynice-13	Abdul-Rauf-36/McDyess-12	16,820
36	1/21	97-111	-14	@Phoenix	L	22-14	Richmond-21/Polynice-10	Barkley-22/Barkley-13	19,023
37	1/23	109-111	-2	Dallas	L	22-15	Richmond-36/Grant-16	Jackson-30/Meyer,Kidd-10	17,317
38	1/26	118-124	-6	@Golden State	L	22-16	Richmond-36/Polynice-8	Sprewell-26/Smith-14	15,025
39	1/30	102-75	+27	Toronto	W	23-16	Williams-29/Polynice,Smith-10	Miller-18/Massenburg-5	17,317
40	2/1	85-105	-20	Chicago	L	23-17	Richmond-30/Polynice-13	Jordan-27/Rodman-21	17,317
41	2/3	94-85	+9	@Detroit	W	24-17	Richmond-34/Polynice-14	Hill-22/Ratliff-13	17,350
42	2/5	92-103	-11	@Miami	L	24-18	Richmond-18/Polynice-7	Mourning-25/Willis-14	14,284
43	2/6	102-112	-10	@Orlando	L	24-19	Richmond-25/Smith-9	Hardaway-24/Grant-8	17,248
44	2/8	105-115	-10	@Charlotte	L	24-20	Richmond-29/Polynice-10	Rice-33/Johnson-11	24,042
45	2/13	90-94	-4	Minnesota	L	24-21	Richmond-32/Williams,Polynice-9	Rider-18/Gugliotta-11	17,317
46	2/14	86-93	+7	@Vancouver	L	24-22	Richmond-30/Smith-8	Anthony-21/Reeves-11	15,391
47	2/16	102-130	-28	Boston	L	24-23	Polynice-20/Polynice,Smith-8	Radja-31/Williams-8	17,317
48	2/19	111-118*	-7	@Houston	L	24-24	Richmond-31/Polynice-15	Olajuwon-40/Olajuwon-13	16,285
49	2/21	91-93	-2	@Dallas	L	24-25	Richmond-19/Grant-15	Jackson-21/Williams-20	14,980
50	2/23	105-112	-7	San Antonio	L	24-26	Polynice,Richmond-20/Polynice-12	Robinson-31/Robinson-14	17,317
51	2/24	91-104	-13	@Seattle	L	24-27	Richmond-22/Polynice-9	Kemp-30/Kemp-18	17,072
52	2/26	78-93	-15	Detroit	L	24-28	Owens-21/Grant-10	Hill-21/Thorpe-13	17,317
53	2/28	90-85	+5	New York	W	25-28	Richmond-22/Owens-18	Ewing-31/Ewing,Mason-13	17,317
54	2/29	110-122	-12	@LA Clippers	L	25-29	Richmond-29/Polynice-12	Vaught-23/Williams-12	8680
55	3/3	99-108	-9	Washington	L	25-30	Richmond-35/Edney-10	Cheaney-25/Howard-10	17,317
56	3/5	97-112	-15	Utah	L	25-31	Richmond-28/Causwell-9	Stockton-30/Malone-15	17,317
57	3/7	89-102	-13	LA Lakers	L	25-32	Polynice-21/Polynice-13	Campbell-29/Campbell-11	17,317
58	3/8	105-117	-12	@Portland	L	25-33	Richmond-30/Polynice-10	Sabonis-23/Sabonis-17	20,485
59	3/10	96-95	+1	@Golden State	W	26-33	Richmond-19/Polynice-10	Willis-21/Smith-11	15,025
60	3/11	92-88	+4	Vancouver	W	27-33	Richmond-29/Polynice-12	Reeves-26/Reeves-12	17,317
61	3/13	104-95	+9	Milwaukee	W	28-33	Richmond-25/Smith-11	Robinson-25/Benjamin-18	17,317
62	3/15	87-113	-26	@Minnesota	L	28-34	Richmond-26/Polynice-8	Mitchell-23/Garnett-9	13,277
63	3/17	84-115	-31	@Cleveland	L	28-35	Richmond-18/Owens-10	Brandon-26/Sura-7	17,821
64	3/19	67-89	-22	@Chicago	L	28-36	Richmond-23/Causwell-14	Jordan-20/Jordan-9	23,312
65	3/20	122-97	+25	@Milwaukee	W	29-36	Grant-30/Polynice-10	Newman-19/Baker-9	13,176
66	3/22	80-78	+2	Portland	W	30-36	Richmond-19/Grant-12	C. Robinson-15/Dudley-13	17,317
67	3/24	110-112	-2	Seattle	L	30-37	Polynice-24/Grant,Polynice-12	Payton-38/Kemp,Payton-11	17,317
68	3/26	98-102	-4	@Phoenix	L	30-38	Richmond-27/Polynice-13	Barkley-29/Barkley-12	19,023
69	3/29	107-101*	+6	Charlotte	W	31-38	Marciulionis-25/Grant-10	Anderson-24/Parish-13	17,317
70	3/31	105-100*	+5	Cleveland	W	32-38	Grant-32/Grant-10	Brandon-20/Cage-11	17,317
71	4/2	104-97	+7	@Dallas	W	33-38	Grant-25/Smith-10	McCloud-26/Williams-12	15,194
72	4/3	96-117	-21	@San Antonio	L	33-39	Polynice-27/Polynice-11	Del Negro-25/Robinson-9	13,910
73	4/5	96-91	+5	Houston	W	34-39	Richmond-28/Grant,Polynice-12	Drexler-23/Brown,Bryant-11	17,317
74	4/7	92-107	-15	Utah	L	34-40	Richmond-27/Grant-9	Malone-35/Keefe-9	17,317
75	4/9	95-86	+9	Dallas	W	35-40	Grant-25/Polynice-10	McCloud-37/Jones-11	17,317
76	4/10	89-108	-19	@Seattle	L	35-41	Simmons-19/Polynice-5	Schrempf-20/Johnson-12	17,072
77	4/12	98-99	-1	@Vancouver	L	35-42	Marciulionis-22/Polynice-9	Reeves-20/Amaya-13	18,619
78	4/14	101-96	+5	LA Clippers	W	36-42	Richmond-30/Polynice-18	Vaught-18/Vaught-10	17,317
79	4/15	90-86	+4	@Denver	W	37-42	Polynice-25/Polynice-17	McDyess-19/L. Ellis-9	15,415
80	4/17	103-102	+1	Phoenix	W	38-42	Richmond-32/Owens-9	Manning-22/Bennett-8	17,317
81	4/20	92-104	-12	@Utah	L	38-43	Polynice-21/Smith-10	Malone-18/Foster-9	19,911
82	4/21	107-100	+7	Golden State	W	39-43	Richmond-20/Smith-13	Armstrong-24/Smith-10	17,317

\* = OT

# 1996-97 SACRAMENTO KINGS



Front row — from left to right, Vice President, Basketball Operations Geoff Petrie, Michael Smith, Brian Grant, Billy Owens, Olden Polynice, Kevin Salvadori, Lionel Simmons, Corliss Williamson, Managing General Partner Jim Thomas. **Back row — from left to right**, Assistant V.P., Basketball Operations Wayne Cooper, Assistant Coach Mike Bratz, Head Coach Eddie Jordan, Mahmoud Abdul-Rauf, Tyus Edney, Mitch Richmond, Bobby Hurley, Jeff Grayer, Kevin Gamble, Trainer Pete Youngman, Assistant Coach Pete Carril, Director, Player Personnel Jerry Reynolds.

## FINAL STATISTICS

PLAYER	G.	MIN.	FGM	FGA	PCT.	FTM	FTA	PCT.	OFF.	DEF.	TOT.	AST.	PF	DQ	STL.	TO	BLK.	PTS.	AVG.
Mitch Richmond	81	3125	717	1578	.454	457	531	.861	59	260	319	338	211	1	118	237	24	2095	25.9
Mahmoud Abdul-Rauf	75	2131	411	924	.445	115	136	.846	16	106	122	189	174	3	56	119	6	1031	13.7
Olden Polynice	82	2893	442	967	.457	141	251	.562	272	500	772	178	298	4	46	166	80	1025	12.5
Corliss Williamson	79	1992	371	745	.498	173	251	.689	139	187	326	124	263	4	60	157	49	915	11.6
Billy Owens	66	1995	299	640	.467	101	145	.697	134	258	392	187	187	4	62	133	25	724	11.0
Brian Grant	24	607	91	207	.440	70	90	.778	49	93	142	28	75	0	19	44	25	252	10.5
Tyus Edney	70	1376	150	391	.384	177	215	.823	34	79	113	226	98	0	60	112	2	485	6.9
Michael Smith	81	2526	202	375	.539	128	258	.496	257	512	769	191	251	3	82	130	60	532	6.6
Kevin Gamble	62	953	123	286	.430	7	10	.700	13	94	107	77	76	0	21	27	17	307	5.0
Jeff Grayer	25	316	38	83	.458	11	20	.550	21	17	38	25	42	0	8	15	7	91	3.6
Lionel Simmons	41	521	45	136	.331	42	48	.875	30	74	104	57	63	0	8	34	13	139	3.4
Bobby Hurley	49	632	46	125	.368	37	53	.698	9	29	38	146	53	0	27	55	3	143	2.9
Devin Gray*	3	25	3	11	.273	2	4	.500	3	6	9	2	3	0	3	0	0	8	2.7
Duane Causwell	46	581	48	94	.511	20	37	.541	57	70	127	20	131	5	15	34	38	118	2.6
Mahmoud Abdul-Rauf	23	154	12	33	.364	13	18	.722	6	19	25	10	17	0	2	12	13	37	1.6
Lloyd Daniels*	5	28	2	16	.125	0	0	-	1	3	4	1	4	0	1	3	0	6	1.2
Kings	82	19855	3000	6611	.454	1494	2067	.723	1100	2307	3407	1799	1946	24	588	1332	362	7908	96.4
Opponents	82	19855	3010	6521	.462	1723	2337	.737	1063	2341	3404	1777	1789	18	716	1257	429	8185	99.8

3-Pt. FG: Sacramento Kings 414-1058 (.391); Causwell 2-3 (.667); Gamble 54-112 (.482); Richmond 204-477 (.428); Abdul-Rauf 94-246 (.382); Grayer 4-11 (.364); Owens 25-72 (.347); Hurley 14-45 (.311); Simmons 7-30 (.233); Edney 8-42 (.190); Daniels 2-11 (.182); Polynice 0-6; Williamson 0-3. Opponents 442-1254 (.352).

\* Did not finish season with team\* Did not finish season with team

## TEAM NOTES

- Kings closed out the 49th season in franchise history and the 12th in the Sacramento-era with a regular-season record of 34-48, finishing sixth in the Pacific Division and ninth overall in the Western Conference. The 34 victories were the fourth most in the Sacramento-era. With a 22-19 mark at ARCO Arena, the Kings posted a winning record at home for the third straight season.
- Guard Mitch Richmond earned Second-Team All-NBA honors after averaging 25.9 ppg, 3.9 rpg, 4.2 apg, and 1.46 spg. Richmond ranked fourth in the NBA in scoring while also ranking 34th in assists, 34th in steals, fifth in three-point percentage, 14th in free throw percentage, and 22nd in minutes.
- Eddie Jordan took over the head coaching reins from Garry St. Jean on 3/20/97. The Kings posted a 6-9 mark under Jordan, including a late playoff run in which the club registered a 5-3 mark in the final eight games of the season. St. Jean compiled a 159-236 (.402) record in five seasons as Kings head coach (1992-93 — 1996-97).
- Kings accepted a \$70 million dollar loan from the City of Sacramento and a revised signage and promotional package from ARCO Products Company to remain in Sacramento on 2/18/97.



# 1996-97 GAME-BY-GAME

G	DATE	SCORE	+/-	OPPONENT	W/L	REC	KINGS HI. SCORER/REBOUNDER	OPP. HI. SCORER/REBOUNDER	ATT
1	11/1	85-96	-11	@Houston	L	0-1	Abdul-Rauf-17/Smith-10	Drexler-25/Olajuwon-13	16,285
2	11/2	107-94	+13	@Dallas	W	1-1	Richmond-24/Grant-15	Jackson-26/Miller-11	18,042
3	11/5	80-102	-22	Houston	L	1-2	Abul-Rauf-16/Polynice-11	Olajuwon-34/Barkley-12	17,317
4	11/7	87-91	-4	Atlanta	L	1-3	Richmond-29/Polynice-15	Laettner-23/Mutombo-20	17,317
5	11/9	103-102	+1	Portland	W	2-3	Richmond-29/3 players-7	Sabonis-21/Sabonis-13	17,317
6	11/11	94-110	-16	Seattle	L	2-4	Richmond-28/Smith-17	Kem-31/Kemp-9	17,317
7	11/13	74-105	-31	@Utah	L	2-5	Richmond-16/Causwell-8	Malone-22/Ostertag-13	19,283
8	11/15	103-99	+4	Milwaukee	W	3-5	Richmond-30/Polynice-12	Robinson-29/Gilliam-13	17,317
9	11/16	96-108	-12	@Seattle	L	3-6	Richmond-27/Owens-8	Kemp-25/Kemp-12	17,072
10	11/18	84-83	+1	@Vancouver	W	4-6	Owens-17/Polynice-11	Reeves-19/Rogers-9	14,672
11	11/19	90-92*	-2	@Portland	L	4-7	Abdul-Rauf-31/Polynice-12	Robinson-23/Sabonis,Dudley-10	20,245
12	11/22	108-111**	-3	Miami	L	4-8	Richmond-32/Smith-9	Hardaway-22/Mourning-14	17,317
13	11/24	74-103	-29	@Cleveland	L	4-9	Richmond-23/Simmons-9	Brandon-21/Mills-9	13,786
14	11/26	98-87	+11	@Toronto	W	5-9	Abdul-Rauf-18/Owens-8	Stoudamire-27/Jones-16	15,037
15	11/28	83-101	-18	@Indiana	L	5-10	Richmond-18/Owens-7	Miller-19/D. Davis-12	14,732
16	11/30	101-115	-14	@New York	L	5-11	Richmond-25/Polynice-8	Ewing-29/Ewing-14	19,763
17	12/1	66-95	-29	@Detroit	L	5-12	Williamson-15/Smith-9	Hill-23/Hill-14	14,063
18	12/3	96-89	+7	@Minnesota	W	6-12	Richmond-29/Owens-11	Gugliotta-22/Gugliotta-13	11,191
19	12/6	95-101	-6	Phoenix	L	6-13	Richmond-22/Owens-16	Manning-19/Williams-10	17,317
20	12/8	91-84	+7	Orlando	W	7-13	Richmond-22/Smith-13	Armstrong-17/Grant-9	17,317
21	12/10	90-92	-2	LA Lakers	L	7-14	Polynice-18/Polynice-12	O'Neal-27/O'Neal-13	17,317
22	12/12	93-86	+7	Dallas	W	8-14	Richmond-24/Smith-12	Gatling-21/Gatling-9	17,317
23	12/14	94-106	-12	@LA Clippers	L	8-15	Richmond-33/Polynice-10	Dehere-16/Vaught-18	7269
24	12/16	89-97	-8	Washington	L	8-16	Richmond-28/Smith-15	Webber-24/Webber-14	17,317
25	12/18	79-95	-16	@Denver	L	8-17	Richmond-32/Polynice-18	Johnson-18/Johnson-23	7682
26	12/19	112-105	+7	Minnesota	W	9-17	Richmond-31/Polynice-12	Gugliotta-33/Gugliotta-12	17,317
27	12/21	101-99*	+2	Portland	W	10-17	Richmond-37/Smith-13	Wallace-38/Sabonis-11	17,317
28	12/23	100-88	+12	LA Clippers	W	11-17	Richmond-23/Polynice-14	Rogers-20/Vaught-10	17,317
29	12/26	111-88	+23	Vancouver	W	12-17	Richmond,Polynice-18/Smith-12	Abdur-Rahim-20/Abdur-Rhm-9	17,317
30	12/28	126-96	+30	Boston	W	13-17	Richmond-27/Smith-10	Day-24/Walker-9	17,317
31	12/30	88-100	-12	@Phoenix	L	13-18	Richmond-40/Owens-12	Johnson-28/Williams-9	19,023
32	1/2	83-90	-7	LA Lakers	L	13-19	Richmond-32/Polynice-15	O'Neal-25/O'Neal-16	17,317
33	1/3	93-100	-7	@LA Lakers	L	13-20	Richmond-33/Polynice-9	Campbell-22/Campbell-15	17,505
34	1/5	107-106	+1	Philadelphia	W	14-20	Abdul-Rauf-25/Smith-12	Coleman-35/Coleman-16	17,317
35	1/7	96-109	-13	Denver	L	14-21	Richmond-19/Polynice-13	L. Ellis-33/Johnson-16	17,317
36	1/11	109-101	+8	@Vancouver	W	15-21	Richmond-32/Smith-11	Abdur-Rahim-37/Reeves-10	16,092
37	1/12	93-97	-4	Charlotte	L	15-22	Abdul-Rauf-22/Smith-14	Rice-26/Divac-15	17,317
38	1/14	105-98*	+7	Indiana	W	16-22	Richmond-37/Owens-11	A. Davis-30/A. Davis-11	17,317
39	1/16	80-89	-9	@Houston	L	16-23	Richmond-23/Polynice-16	Olajuwon-26/Barkley-10	16,285
40	1/17	76-96	-20	@San Antonio	L	16-24	Williamson-16/Smith,Causwell-12	Elliot-19/Perdue-11	13,938
41	1/22	97-92	+5	Detroit	W	17-24	Richmond-38/Smith-12	Hill-33/Thorpe-13	17,317
42	1/24	107-92	+15	@Philadelphia	W	18-24	Richmond-33/Polynice-14	Stackhouse-29/Weatherspoon-11	13,428
43	1/25	105-113	-8	@Washington	L	18-25	Richmond-38/Smith-11	Webber-27/Howard-13	18,756
44	1/28	91-88	3	@Minnesota	W	19-25	Richmond-28/Smith-14	Gugliotta-25/Gugliotta-8	14,119
45	1/30	93-111	-18	Chicago	L	19-26	Richmond-28/Smith-11	Jordan-32/Longley-11	17,317
46	2/1	113-107	+6	@Denver	W	20-26	Richmond-35/Richmond-13	L. Ellis-27/L. Ellis-7	10,821
47	2/3	85-79	+6	@San Antonio	W	21-26	Richmond-26/Polynice-17	Maxwell-15/Anderson-12	12,764
48	2/4	96-104	-8	@Dallas	L	21-27	Richmond-31/Polynice-8	Cassell-20/McCloud-9	12,338
49	2/6	100-115	-15	@Charlotte	L	21-28	Richmond-37/Smith-11	Mason-22/Divac-10	24,042
50	2/11	98-120	-22	Utah	L	21-29	Richmond-34/Polynice-11	Malone-30/Malone-8	17,317
51	2/13	105-98	+7	LA Clippers	W	22-29	Richmond-41/Polynice-15	Sealy-20/Outlaw,Vaught-8	17,317
52	2/16	105-85	+20	Golden State	W	23-29	Polynice-23/Smith-16	Sprewell-20/Smith-9	17,317
53	2/18	95-84	+11	Minnesota	W	24-29	Richmond-20/Polynice-21	Gugliotta-28/Gugliotta-18	17,317
54	2/20	87-109	-22	New York	L	24-30	Richmond-25/Smith-9	Ewing-24/Oakley-12	17,317
55	2/25	90-97	-7	@New Jersey	L	24-31	Richmond-32/Smith-17	Gill-28/McDaniel-13	13,010
56	2/26	111-105	+6	@Boston	W	25-31	Richmond-38/Polynice-14	Fox-25/Walker-9	15,651
57	2/28	108-126	-18	@Chicago	L	25-32	Abdul-Rauf-26/Polynice-11	Jordan-35/Rodman-11	23,836
58	3/1	103-92	+11	@Milwaukee	W	26-32	Owens-31/Owens-17	Baker-20/Baker-15	16,987
59	3/3	108-95	+13	New Jersey	W	27-32	Abdul-Rauf-22/Smith-12	Cassell-24/Jackson-11	17,317
60	3/5	105-100	+5	Denver	W	28-32	Richmond-34/Owens-13	Stith-21/Johnson-18	17,317
61	3/7	87-104	-17	@Phoenix	L	28-33	Richmond-32/Polynice-14	Johnson-21/Williams-10	19,023
62	3/9	98-102	-4	@Golden State	L	28-34	Abdul-Rauf-24/Polynice-8	Sprewell-20/Smith-8	16,242
63	3/11	85-88	-3	Cleveland	L	28-35	Richmond-29/Smith-15	Mills-21/Hill-13	17,317
64	3/13	96-103	-7	Toronto	L	28-36	Richmond-26/Polynice,Smith-8	Stoudamire-31/Camby,Wilms-6	17,317
65	3/16	88-89	-1	Dallas	L	28-37	Richmond-26/Polynice-13	Strickland-21/Bradley-11	17,317
66	3/18	87-92	-5	@Portland	L	28-38	Richmond-29/Polynice-8	Anderson-22/Sabonis-9	21,029
67	3/19	98-108	-10	@LA Clippers	L	28-39	Richmond-29/Smith-13	Sealy-27/Vaught-12	6227
68	3/21	114-110*	+4	San Antonio	W	29-39	Richmond-28/Polynice,Smith-13	Wilkins-31/Perdue,Feick-7	17,317
69	3/22	99-113	-14	@Seattle	L	29-40	Richmond-25/Smith-11	Hawkins-22/Hawkins-8	17,072
70	3/25	103-114	-11	@Orlando	L	29-41	Richmond-34/Smith-12	Hardaway-30/Seikaly-14	17,248
71	3/26	88-101	-13	@Miami	L	29-42	Richmond-32/Smith-7	Mourning,Hardwy-26/Austin-9	14,973
72	3/29	74-88	-14	@Atlanta	L	29-43	Owens-15/Smith-12	Laettner-24/Mutombo-15	14,942
73	4/2	87-118	-31	@Utah	L	29-44	Richmond-18/Williamson-7	Malone-23/Ostertag-11	19,911
74	4/4	94-108	-14	Houston	L	29-45	Richmond-23/Grant-9	Olajuwon-25/Barkley-12	17,317
75	4/6	113-101	+12	Seattle	W	30-45	Richmond-27/Smith-12	Payton-19/Kemp,Schrempf-8	17,317
76	4/8	109-93	+16	Vancouver	W	31-45	Richmond-26/Smith-10	Reeves-28/Reeves-13	17,317
77	4/10	99-101	-2	Phoenix	L	31-46	Richmond-23/Polynice-12	Tisdale-19/Williams-13	17,317
78	4/11	97-87	+10	Golden State	W	32-46	Richmond-24/Williamson-13	Sprewell-24/Fuller-13	17,317
79	4/14	120-106	+14	San Antonio	W	33-46	Richmond-33/Grant-12	Del Negro-29/Perdue-18	17,317
80	4/17	99-108	-9	@LA Lakers	L	33-47	Richmond-23/Polynice-11	O'Neal-42/O'Neal-12	17,505
81	4/19	122-120*	+2	@Golden State	W	34-47	Abdul-Rauf-28/Smith-11	Marshall-24/Fuller-10	18,388
82	4/20	109-113	-4	Utah	L	34-48	Abdul-Rauf-34/Polynice-9	Malone-18/Malone-6	17,317

\* = OT

# 1997-98 SACRAMENTO KINGS



Front row — from left to right, Corliss Williamson, Lawrence Funderburke, Olden Polynice, Michael Stewart, Otis Thorpe, Mark Hendrickson, Billy Owens. **Back row — from left to right,** Assistant Coach Ralph Lewis, Head Coach Eddie Jordan, Assistant Coach Pete Carril, Assistant Coach Mike Bratz, Mitch Richmond, Terry Dehere, Mahmoud Abdul-Rauf, Anthony Johnson, Chris Robinson, Tariq Abdul-Wahad, Trainer Pete Youngman, Assistant Trainer Chuck Tache, Equipment Manager Robert Pimental, Strength and Conditioning Coach Al Biancani.

## FINAL STATISTICS

PLAYER	G.	MIN.	FGM	FGA	PCT.	FTM	FTA	PCT.	OFF.	DEF.	TOT.	AST.	PF	DQ	STL.	TO	BLK.	PTS.	AVG.
Mitch Richmond	70	2569	543	1220	.445	407	471	.864	50	179	229	279	154	0	88	181	15	1623	23.2
Corliss Williamson	79	2819	561	1134	.495	279	443	.630	162	284	446	230	252	4	76	199	48	1401	17.7
Billy Owens	78	2348	338	728	.464	116	197	.589	170	412	582	219	231	5	93	153	38	818	10.5
Otis Thorpe (TOT)	74	2197	294	624	.471	164	240	.683	151	386	537	222	238	4	48	152	30	752	10.2
Otis Thorpe (SAC)	27	623	89	194	.459	46	70	.657	51	115	166	61	80	1	18	37	7	224	8.3
L. Funderburke	52	1094	191	390	.490	110	162	.679	80	154	234	63	56	0	19	62	15	493	9.5
Olden Polynice	70	1458	249	542	.459	52	115	.452	173	266	439	107	158	0	37	98	45	550	7.9
Anthony Johnson	77	2266	226	609	.371	80	110	.727	51	120	171	329	188	1	64	120	6	574	7.5
M. Abdul-Rauf	31	530	103	273	.377	16	16	1.000	6	31	37	58	31	0	16	19	1	227	7.3
Tariq Abdul-Wahad	59	959	144	357	.403	84	125	.672	44	72	116	51	81	0	35	65	13	376	6.4
Terry Dehere	77	1410	180	451	.399	79	99	.798	21	85	106	196	150	0	52	96	4	489	6.4
Michael Stewart	81	1761	155	323	.480	65	142	.458	197	339	536	61	251	6	29	85	195	375	4.6
C. Robinson (TOT)	35	414	65	174	.374	8	16	.500	9	37	46	39	50	0	19	33	4	162	4.6
C. Robinson (SAC)	19	271	42	111	.378	7	14	.500	9	24	33	29	29	0	12	18	3	108	5.7
Michael Smith*	18	347	26	61	.426	17	30	.567	35	65	100	29	35	0	15	15	9	69	3.8
Bobby Hurley*	34	417	47	115	.409	30	37	.811	7	29	36	80	36	0	13	42	0	128	3.8
Mark Hendrickson	48	737	58	149	.389	47	57	.825	33	110	143	41	60	0	26	31	9	163	3.4
Derek Grimm*	9	34	4	14	.286	2	2	1.000	0	4	4	0	6	0	3	3	1	14	1.6
Kevin Salvadori*	16	87	1	13	.077	3	6	.500	5	15	20	3	12	0	0	5	11	5	0.3
Kings	82	19730	2957	6684	.442	1440	2096	.687	1094	2304	3398	1836	1810	17	596	1271	420	7637	93.1
Opponents	82	19730	3095	6776	.457	1560	2102	.742	1157	2533	3690	1824	1775	12	694	1256	466	8095	98.7

3-Pt. FG: Sacramento Kings 283-806 (.351); Robinson 17-42 (.405); Richmond 130-334 (.389); Dehere 50-132 (.379); Owens 26-70 (.371); Grimm 4-12 (.333); Johnson 42-128 (.328); Hurley 4-15 (.267); Abdul-Wahad 4-19 (.211); Abdul-Rauf 5-31 (.161); Funderburke 1-7 (.143); Williamson 0-9; Hendrickson 0-5; Thorpe 0-5; Polynice 0-1. Opponents 345-968 (.356).

\* Did not finish season with team

## TEAM NOTES

- Kings closed out the 50th season in franchise history and the 13th in the Sacramento-era with a regular-season record of 27-55, finishing fifth in the Pacific Division and ninth overall in the Western Conference. With a 21-20 mark at ARCO Arena, the Kings posted a winning record at home for the fourth straight season.
- The Maloof family of Albuquerque, New Mexico acquired a minority limited partnership in the team and ARCO Arena on 1/14/98.
- Guard Mitch Richmond earned Third-Team All-NBA honors after averaging 23.2 ppg, 3.3 rpg, 4.0 apg, and 1.26 spg. Richmond ranked fourth in the NBA in scoring while also ranking 35th in assists, 28th in three-point percentage, 10th in free throw percentage, 40th in steals, and 30th in minutes.

# 1997-98 GAME-BY-GAME

G	DATE	SCORE	+/-	OPPONENT	W/L	REC	KINGS HI. SCORER/REBOUNDER	OPP. HI. SCORER/REBOUNDER	ATT
1	11/1	96-97	-1	@Vancouver	L	0-1	Richmond-24/Smith-12	Abdur-Rahim-19/Thorpe-13	15,460
2	11/2	77-93	-16	Houston	L	0-2	Richmond-21/Smith-13	Olajuwon-18/Barkley-14	17,317
3	11/4	98-101	-3	LA Lakers	L	0-3	Richmond-24/Polynice-12	Jones-35/Blount-7	17,317
4	11/7	85-98	-13	LA Clippers	L	0-4	Richmond-25/Owens-8	Barry-17/Rogers-10	15,858
5	11/9	86-78	+8	New York	W	1-4	Richmond-23/Stewart,Williamson-10	Ewing-21/Oakley-10	15,046
6	11/11	82-101	-19	@Miami	L	1-5	Richmond-17/Owens-7	Austin-24/Brown-18	14,603
7	11/12	115-89	+26	@Orlando	W	2-5	Richmond-25/Polynice-10	Strong-17/Strong-15	16,614
8	11/14	103-104	-1	@Atlanta	L	2-6	Richmond-23/3 players-8	Laettner-18/Laettner-12	21,529
9	11/15	87-114	-27	@New York	L	2-7	Richmond-18/Owens-5	Starks-19/Oakley,Dudley-10	19,763
10	11/18	102-95	+7	Dallas	W	3-7	Williamson-20/Polynice-13	Scott,Green-20/Green-13	12,665
11	11/20	97-95	+2	Utah	W	4-7	Richmond-22/Owens,Williamsn-9	Malone-32/Malone-9	14,648
12	11/23	88-103	-15	Chicago	L	4-8	Richmond-23/Stewart-10	Jordan-33/Rodman-14	17,317
13	11/25	97-93	+4	Denver	W	5-8	Williamson-24/Williamson-10	Newman-19/Garrett-21	12,950
14	11/26	97-99	-2	@LA Clippers	L	5-9	Richmond-31/Owens-18	Rogers-20/Rogers-12	8467
15	11/28	96-113	-17	@Seattle	L	5-10	Richmond-21/Funderburke-10	Baker-21/Baker-10	17,072
16	11/30	73-87	-14	New Jersey	L	5-11	Richmond-16/Owens-16	Gill-26/Williams-13	12,897
17	12/2	102-121	-19	@Charlotte	L	5-12	Richmond-25/Owens-11	Rice-30/Divac-8	21,166
18	12/4	96-118	-22	@Washington	L	5-13	Richmond-26/Stewart-8	Webber-26/Webber-14	18,230
19	12/5	90-101	-11	@Minnesota	L	5-14	Richmond-29/Polynice-11	Marbury-22/Garnett-12	16,151
20	12/7	99-84	+15	Golden State	W	6-14	Richmond,Williamson-24/Polynice-13	Smith-24/Marshall-10	12,226
21	12/9	113-101	+12	Utah	W	7-14	Williamson-27/Polynice-10	Malone-34/Malone-10	13,624
22	12/13	91-95*	-4	@Golden State	L	7-15	Richmond-30/Polynice-14	Smith-25/Marshall-12	10,087
23	12/14	89-93	-4	Atlanta	L	7-16	Williamson-20/Polynice-12	Blaylock-26/Mutombo-13	13,380
24	12/16	94-87	+7	Portland	W	8-16	Williamson-26/Stewart-15	Sabonis-23/Sabonis-8	13,039
25	12/19	98-116	-18	@Houston	L	8-17	Richmond-24/Stewart,Polynice-8	Willis-28/Barkley-16	16,285
26	12/20	89-88	+1	@Dallas	W	9-17	Williamson-27/Williamson-10	Scott-21/Green-10	12,888
27	12/22	89-79	+10	Minnesota	W	10-17	Richmond-27/Stewart-13	Gugliotta-19/Gugliotta-17	14,612
28	12/23	82-93	-11	@Portland	L	10-18	Richmond-30/Polynice-10	Sabonis-19/Sabonis,Grant-12	19,131
29	12/26	95-111	-16	Seattle	L	10-19	Richmond-25/Stewart-11	Baker-25/Baker-16	16,161
30	12/28	92-90	+2	Philadelphia	W	11-19	Richmond-29/Williamson-16	Iverson-17/Coleman-10	14,597
31	12/30	80-93	-13	@LA Lakers	L	11-20	Abdul-Wahad-19/Polynice-13	Campbell-23/Campbell-9	16,283
32	1/2	94-80	+14	Vancouver	W	12-20	Richmond-23/Polynice-12	Abdur-Rahim-30/Reeves-13	13,925
33	1/4	106-90	+16	Charlotte	W	13-20	Richmond-23/Stewart-10	Wesley-17/Mason-11	13,275
34	1/6	105-89	+16	LA Clippers	W	14-20	Williamson-24/Stewart-14	Rogers-18/Vrankovic-11	13,136
35	1/8	103-92	+11	@Dallas	W	15-20	Polynice-26/Polynice-16	Scott-23/Finley-10	9514
36	1/10	67-109	-42	@San Antonio	L	15-21	Williamson-17/Owens-11	Duncan-28/Duncan-16	17,720
37	1/12	96-90	+6	Phoenix	W	16-21	Richmond-35/Stewart-19	Robinson-23/McDyess-16	14,458
38	1/14	108-96	+12	Orlando	W	17-21	Richmond-23/Polynice-12	Seikaly-24/Outlaw-12	14,013
39	1/16	92-117	-25	@Indiana	L	17-22	Richmond-24/Polynice,Stewart-8	Rose-23/D. Davis-7	15,129
40	1/19	85-98	-13	@Philadelphia	L	17-23	Richmond-22/Polynice-11	Iverson-24/Iverson-10	18,092
41	1/21	98-99	-1	@Toronto	L	17-24	Richmond-27/Owens-12	Stoudamire-36/Camby-18	14,212
42	1/22	96-112	-16	@Cleveland	L	17-25	Richmond-31/Stewart-7	Kemp-29/Ilgaukas-13	13,092
43	1/24	97-101	-4	@Milwaukee	L	17-26	Richmond-32/Williamson-8	Robinson-26/Johnson-18	16,904
44	1/26	111-92	+19	Seattle	W	18-26	Richmond-24/Owens,Stewart-9	Baker-20/Schrempf-9	14,295
45	1/30	123-97	+26	Toronto	W	19-26	Richmond-27/Polynice-9	Wallace-18/Camby,Rogers-6	14,170
46	2/1	97-103	-6	San Antonio	L	19-27	Richmond-31/Owens-11	Robinson-33/Robinson-18	17,053
47	2/3	93-115	-22	Indiana	L	19-28	Richmond-24/Owens,Williamson-9	Smits-18/D. Davis-9	15,095
48	2/4	101-99	+2	@Denver	W	20-28	Richmond-32/Owens-13	Ellis-23/Ellis-13	7904
49	2/10	86-88	-2	@Phoenix	L	20-29	Williamson-26/Owens-11	Kidd-21/McDyess-14	19,023
50	2/12	87-84	+3	Denver	W	21-29	Richmond-27/Owens-12	Goldwire-16/Ellis-14	13,616
51	2/13	109-92	+17	@Golden State	W	22-29	Richmond-35/Owens,Smith-9	Marshall-19/Dampier-11	10,594
52	2/15	88-86	+2	Washington	W	23-29	Richmond-29/Owens-12	Murray-29/Davis-11	17,317
53	2/17	102-99	+3	Boston	W	24-29	Richmond-23/Stewart-8	McCarty-20/Walker-17	13,721
54	2/20	77-91	-14	Miami	L	24-30	Richmond-22/Owens-6	Mourning-26/Mourning-15	17,317
55	2/22	95-113	-18	@Minnesota	L	24-31	Richmond-32/Owens-9	Mitchell-17/Garnett-11	17,977
56	2/23	85-111	-26	@Detroit	L	24-32	Dehere,Richmond-14/Polynice-9	Hill-28/Hill-13	16,228
57	2/25	94-111	-17	@Boston	L	24-33	Owens-20/Owens-11	Walker-25/Walker-10	18,624
58	2/26	99-102	-3	@New Jersey	L	24-34	Williamson-30/Thorpe-10	Cassell-25/Williams-16	14,118
59	2/28	94-109	-15	@Chicago	L	24-35	Richmond-34/Thorpe,Hendrickson-6	Pippen-29/Rodman-18	23,914
60	3/2	95-116	-21	San Antonio	L	24-36	Richmond-21/Owens,Thorpe-6	Duncan-29/Duncan-17	14,108
61	3/4	109-89	+20	Detroit	W	25-36	Williamson-40/Funderburke-11	Hill-22/Williams-10	14,772
62	3/6	98-96	+2	@Vancouver	W	26-36	Richmond-32/Owens-15	Abdur-Rahim-30/Abdr-Rhm-10	14,605
63	3/9	88-93	-5	Golden State	L	26-37	Williamson-27/Williamson-11	Dampier-22/Caffey,Marshall,Weatherspoon-13	14,944
64	3/11	95-110	-15	@Utah	L	26-38	Williamson,Richmond-21/Stewart-5	Malone-25/Malone-9	19,911
65	3/12	86-97	-11	@San Antonio	L	26-39	Richmond-22/3 players-7	Robinson-29/Robinson-11	14,679
66	3/14	86-89	-3	@Houston	L	26-40	Richmond-18/Stewart-10	Olajuwon-23/Barkley,Olajuwon-11	16,285
67	3/17	80-107	-27	@Phoenix	L	26-41	Richmond-19/Owens-6	McDyess-19/McDyess-7	19,203
68	3/19	85-90	-5	Cleveland	L	26-42	Williamson-21/Owens-9	Kemp-19/Kemp-14	13,722
69	3/22	93-96	-3	LA Lakers	L	26-43	Williamson-24/Owens-10	O'Neal-33/Horry-14	17,317
70	3/23	83-109	-26	@Seattle	L	26-44	Abdul-Wahad-18/Polynice-7	Payton-24/Schrempf-10	17,072
71	3/25	91-114	-23	@LA Lakers	L	26-45	Williamson-19/Stewart-7	O'Neal-25/O'Neal-14	16,634
72	3/27	73-90	-17	Portland	L	26-46	Williamson-16/Stwrt,Abdl-Wah-6	Rider-24/Grant-14	15,675
73	3/29	96-104	-8	Minnesota	L	26-47	Williamson-35/Stewart,Wilmsn-9	Garnett-32/Garnett-14	16,465
74	4/3	86-87	-1	Milwaukee	L	26-48	Richmond-23/Thorpe-18	Honeycutt-20/Gilliam-9	13,287
75	4/5	105-99	+6	Dallas	W	27-48	Thorpe,Robinson-22/Thorpe-15	Finley-23/Mursepp-14	14,861
76	4/7	97-103	-6	Phoenix	L	27-49	Williamson-27/Stewart-9	Robinson-33/Robinson-10	13,950
77	4/9	103-128	-25	@Denver	L	27-50	Williamson-19/Thorpe-8	Newman-35/Ellis-15	10,959
78	4/10	85-97	-12	Houston	L	27-51	Williamson-20/Stewart-9	Olajuwon-24/Olajuwon-12	15,968
79	4/14	66-92	-26	@Portland	L	27-52	Williamson-12/Stewart-7	Williams-19/Sabonis-9	20,269
80	4/16	86-99	-13	@Utah	L	27-53	Abdul-Wahad,Williamson-14/Owens-10	Malone-21/Malone-8	19,911
81	4/18	77-83	-6	@LA Clippers	L	27-54	Williamson-27/Stewart,Williamson-9	Robinson-20/Austin-15	14,257
82	4/19	108-112*	-4	Vancouver	L	27-55	Abdul-Wahad-31/Polynce,Funderburke-8	Massenburg-34/Massenburg-12	15,329

\* = OT

# 1998-99 SACRAMENTO KINGS



**Front row — from left to right,** Oliver Miller, Jerome James, Corliss Williamson, Vlade Divac, Chris Webber, Peja Stojakovic, Lawrence Funderburke, Scot Pollard. **Back row — from left to right,** Head Coach Rick Adelman, Assistant Coach Byron Scott, Assistant Coach John Wetzal, Jon Barry, Michael Hawkins, Jason Williams, Vernon Maxwell, Tariq Abdul-Wahad, Trainer Pete Youngman, Owner Jim Thomas, Assistant Coach Pete Carril.

## FINAL STATISTICS

PLAYER	G.	MIN.	FGM	FGA	PCT.	FTM	FTA	PCT.	OFF.	DEF.	TOT.	AST.	PF	DQ	STL.	TO	BLK.	PTS.	AVG.
Chris Webber	42	1719	378	778	.486	79	174	.454	149	396	545	173	145	1	60	148	89	839	20.0
Vlade Divac	50	1761	262	557	.470	179	255	.702	140	361	501	215	166	2	44	131	51	714	14.3
Corliss Williamson	50	1374	269	555	.485	120	188	.638	85	121	206	66	118	1	30	75	8	659	13.2
Jason Williams	50	1805	231	617	.374	79	105	.752	14	139	153	299	91	0	95	143	1	641	12.8
Vernon Maxwell	46	1007	164	421	.390	84	114	.737	13	72	85	76	111	1	30	67	3	492	10.7
T. Abdul-Wahad	49	1205	177	407	.435	94	136	.691	72	114	186	50	121	0	50	70	15	454	9.3
L. Funderburke	47	936	167	299	.559	85	120	.708	101	121	222	30	77	0	22	52	23	420	8.9
Predrag Stojakovic	48	1025	141	373	.378	63	74	.851	43	100	143	72	43	0	41	53	7	402	8.4
Scot Pollard (Tot)	16	259	33	61	.541	16	23	.696	38	44	82	4	41	0	8	5	18	82	5.1
Scot Pollard (Sac)	16	259	33	61	.541	16	23	.696	38	44	82	4	41	0	8	5	18	82	5.1
Jon Barry	43	736	59	138	.428	71	84	.845	25	71	96	112	61	1	53	47	5	213	5.0
Oliver Miller	4	35	5	11	.455	0	0	—	7	1	8	0	3	0	0	4	2	10	2.5
Terry Dehere*	4	20	4	11	.364	0	0	—	2	0	2	1	2	0	2	2	0	9	2.3
Kevin Ollie*	7	68	4	13	.308	4	5	.800	0	6	6	3	8	0	3	3	1	12	1.7
Michael Hawkins	24	203	14	40	.350	3	3	1.000	10	15	25	27	14	0	3	13	1	36	1.5
Jerome James	16	42	9	24	.375	6	12	.500	6	11	17	1	11	0	2	9	6	24	1.5
Peter Aluma*	2	5	1	2	.500	0	0	—	1	1	2	0	4	0	1	2	1	2	1.0
Kings	50	12200	1918	4307	.445	883	1293	.683	706	1573	2279	1129	1016	6	444	842	232	5009	100.2
Opponents	50	12200	2009	4500	.446	793	1113	.712	750	1598	2348	1165	1102	8	490	790	221	5030	100.6

3-Pt. FG: Sacramento Kings 290-943 (.308); Maxwell 80-231 (.346); Stojakovic 57-178 (.320); Williams 100-323 (.310); Barry 24-79 (.304); Abdul-Wahad 6-21 (.286); Hawkins 5-19 (.263); Divac 11-43 (.256); Dehere 1-5 (.200); Funderburke 1-5 (.200); Williamson 1-5 (.200); Webber 4-34 (.118). Opponents 219-652 (.336).

\* Did not finish season with team

## 1998-99 PLAYOFFS

### Third Place Tie in Pacific Division First Round (2-3)

\* = OT

May 8	Sacramento	87	@	Utah	117
May 10	Sacramento	101	@	Utah	90
May 12	Sacramento	84	vs.	Utah	81
May 14	Sacramento	89	vs.	Utah	90*
May 16	Sacramento	92	@	Utah	99*

## TEAM NOTES

- Rick Adelman was named head coach prior to the 1998-99 campaign (9/17/98) after Eddie Jordan was relieved of his head coaching duties on August 18, 1998. Jordan posted a 33-64 record (.340) as head coach of the Kings.
- The Maloof Family announced their controlling interest purchase of the Kings and ARCO Arena on January 15, 1999. The official ownership transaction took effect on July 1, 1999, after the NBA Board of Governors approved the sale on May 7, 1999.



# 1998-99 GAME-BY-GAME

G	DATE	SCORE	+/-	OPPONENT	W/L	REC	KINGS HI. SCORER/REBOUNDER	OPP. HI. SCORER/REBOUNDER	ATT	
1	2/5	83-101	-18	@San Antonio	L	0-1	Williams-21/Webber-12	Duncan-19/Duncan-17	19,002	
2	2/7	109-87	+22	Vancouver	W	1-1	Webber-25/Divac-16	Reeves-14/Reeves-9	17,317	
3	2/9	112-95	+17	@Phoenix	W	2-1	Webber-28/Webber-20	Gugliotta-26/4 players-8	18,217	
4	2/10	82-92	-10	@Houston	L	2-2	Webber-21/Webber-19	Olajuwon-19/Olajuwon-13	16,285	
5	2/15	112-120*	-8	@Utah	L	2-3	Webber-26/Webber-11	Malone-26/Malone,Russell-9	19,911	
6	2/16	101-98	+3	Boston	W	3-3	Webber,Williamson-22/Webber-15	Mercer-24/Walker-12	16,576	
7	2/17	109-106*	+3	@Seattle	W	4-3	Webber-23/Webber,Divac-14	Payton-34/Polynice-15	17,072	
8	2/19	106-95	+11	Charlotte	W	5-3	Williams-25/Divac-14	Reid,Wesley-21/Coleman-10	17,317	
9	2/21	90-102	-12	@Minnesota	L	5-4	Webber-20/Funderburke-12	Smith-30/Garnett-19	16,848	
10	2/22	96-107	-11	@Orlando	L	5-5	Webber-22/Webber-13	Anderson-30/Grant-14	16,542	
11	2/24	81-94	-13	@Philadelphia	L	5-6	Webber-21/Webber-11	Iverson-36/Lynch-14	14,437	
12	2/25	115-105	+10	@Washington	W	6-6	Divac-22/Divac-17	Howard,Jackson-17/Howard-8	16,813	
13	2/27	90-97	-7	@Dallas	L	6-7	Divac-20/Webber-14	Trent-29/Trent-16	15,009	
14	3/1	102-105	-3	Seattle	L	6-8	Webber-18/Webber-14	Baker-31/Polynice,Payton-10	16,786	
15	3/2	111-101	+10	@Vancouver	W	7-8	Webber-36/Webber-17	Abdur-Rahim-29/Abdur-Rahim-12	13,252	
16	3/3	93-97*	-4	Portland	L	7-9	Webber-20/Webber-14	Grant-20/Grant-18	15,160	
17	3/6	111-99	+12	@Phoenix	W	8-9	Williams-24/Webber-14	Kidd-21/Kidd-9	19,023	
18	3/7	94-89	+5	Dallas	W	9-9	Webber-18/Webber-13	Trent,Finley-18/Trent-14	14,715	
19	3/9	98-103	-5	@Portland	L	9-10	Funderburke-18/Divac-16	Rider-21/Grant-11	18,147	
20	3/11	92-106	-14	@LA Clippers	L	9-11	Divac-19/Webber-9	Martin-18/Wright-25	7,884	
21	3/12	95-101	-6	Minnesota	L	9-12	Williams-17/Webber-10	Garnett-26/Garnett-17	17,317	
22	3/14	105-101	+4	LA Lakers	W	10-12	Williams-21/Webber-11	O'Neal-33/O'Neal-11	17,317	
23	3/15	111-105	+6	@Golden State	W	11-12	Webber-20/Divac-8	Coles-23/Marshall-14	15,084	
24	3/16	109-121	-12	San Antonio	L	11-13	Divac-18/Webber-14	Duncan-29/Duncan-12	14,570	
25	3/18	78-88	-10	Portland	L	11-14	Webber-16/Webber-20	Wallace-25/Wallace-13	14,397	
26	3/20	90-104	-14	@Dallas	L	11-15	Abdul-Wahad-16/Webber-16	3 players-22/Trent-11	16,161	
27	3/22	100-110	-10	@Houston	L	11-16	Webber-29/Webber-11	Olajuwon-32/Barkley-16	16,285	
28	3/24	92-91	+1	New York	W	12-16	Maxwell-19/Webber-9	Ewing-23/Ewing-14	17,023	
29	3/26	111-109	+2	@LA Lakers	W	13-16	Webber-29/Webber,Divac-10	Bryant-26/Rodman-9	17,505	
30	3/28	93-107	-14	Houston	L	13-17	Williams-21/Funderburke-15	Olajuwon-24/Barkley-11	17,317	
31	3/30	104-101*	+3	Utah	W	14-17	Maxwell-33/Pollard-11	Malone-20/Russell,Keefe-9	17,317	
32	3/31	86-100	-14	@Portland	L	14-18	Divac-20/Divac-12	Stoudamire-21/Grant-9	18,468	
33	4/3	96-105	-9	@Minnesota	L	14-19	Divac-19/Webber-10	Garnett-24/Garnett-10	17,011	
34	4/6	112-106*	+6	@Seattle	W	15-19	Williams-21/Divac-14	Payton-21/Schrempf,Polynice-10	17,072	
35	4/7	89-104	-15	LA Lakers	L	15-20	Williamson-22/Webber-16	O'Neal-30/O'Neal-18	17,317	
* = OT	36	4/10	110-104	+6	Denver	W	16-20	Webber-23/Divac-15	Van Exel-29/Fortson-17	17,317
37	4/11	91-88	+3	@Vancouver	W	17-20	Webber-24/Webber-10	Abdur-Rahim-23/Smith-14	17,167	
38	4/13	100-105*	-5	Utah	L	17-21	Williamson-22/Webber-16	Malone-30/Malone-10	17,317	
39	4/15	98-99*	-1	Seattle	L	17-22	Webber-26/Webber-21	Schrempf-19/Polynice-16	17,317	
40	4/17	119-97	+22	Denver	W	18-22	Williamson-29/Divac-14	McDyess-29/Fortson-16	16,285	
41	4/19	102-98	+4	@LA Clippers	W	19-22	Williamson-23/Abdul-Wahad-9	Taylor-24/Olowokandi-10	10,878	
42	4/21	103-94	+9	Golden State	W	20-22	Webber-25/Webber-16	Mills-19/Marshall-12	17,087	
43	4/23	105-97	+8	Minnesota	W	21-22	Williams-27/Webber-19	Garnett-29/Garnett,Garrett-9	17,317	
44	4/24	105-102	+3	Dallas	W	22-22	Divac-28/Divac-9	Trent-32/Trent-14	17,317	
45	4/26	89-114	-25	@Golden State	L	22-23	Stojakovic,Funderburke-17/Divac-10	Starks-25/Jamison-11	16,111	
46	4/27	104-100*	+4	San Antonio	W	23-23	Divac-27/Divac-15	Duncan-32/Duncan-19	16,776	
47	4/29	103-81	+22	LA Clippers	W	24-23	Abdul-Wahad-19/Divac,Pollard-11	Hudson-20/3 players-7	16,938	
48	5/2	111-100	+11	Phoenix	W	25-23	Williams-24/Webber-13	Gugliotta-21/Longley,Kidd-9	17,317	
49	5/3	112-104	+8	@Denver	W	26-23	Divac-25/Pollard-10	Billups-26/Fortson-18	14,653	
50	5/5	99-95	+4	Vancouver	W	27-23	Divac-29/Divac-17	Abdur-Rahim-26/Smith-14	17,317	

# 1999-00 SACRAMENTO KINGS



Front row — from left to right, Bill Wennington, Tyrone Corbin, Corliss Williamson, Vlade Divac, Chris Webber, Peja Stojakovic, Lawrence Funderburke, Scot Pollard. Back row — from left to right, Assistant Coach Pete Carril, Head Coach Rick Adelman, Assistant Coach Byron Scott, Assistant Coach John Wetzel, Nick Anderson, Ryan Robertson, Darrick Martin, Jason Williams, Tony Delk, Jon Barry, Trainer Pete Youngman, Owner Joe Maloof, Owner Gavin Maloof, Vice President, Basketball Operations Geoff Petrie.

## FINAL STATISTICS

PLAYER	G.	MIN.	FGM	FGA	PCT.	FTM	FTA	PCT.	OFF.	DEF.	TOT.	AST.	PF	DQ	STL.	TO	BLK.	PTS.	AVG.
Chris Webber	75	2880	748	1548	.483	311	414	.751	189	598	787	345	264	7	120	218	128	1834	24.5
Jason Williams	81	2760	363	973	.373	128	170	.753	22	208	230	589	140	0	117	296	8	999	12.3
Vlade Divac	82	2374	384	764	.503	230	333	.691	174	482	656	244	251	2	103	190	103	1005	12.3
Peja Stojakovic	74	1749	321	717	.448	135	153	.882	74	202	276	106	97	0	52	88	7	877	11.9
Nick Anderson	72	2094	306	782	.391	37	76	.487	83	256	339	123	118	0	94	95	16	781	10.8
Corliss Williamson	76	1707	311	622	.500	163	212	.769	122	168	290	82	192	0	38	110	19	785	10.3
Jon Barry	62	1281	161	346	.465	107	116	.922	38	121	159	150	104	1	75	85	7	495	8.0
Lawrence Funderburke	75	1026	184	352	.523	115	163	.706	98	136	234	33	91	0	32	40	20	483	6.4
Tony Delk	46	682	120	279	.430	47	59	.797	36	52	88	55	58	0	35	32	5	296	6.4
Darrick Martin	71	893	133	350	.380	98	119	.824	7	37	44	122	89	0	28	62	2	402	5.7
Scot Pollard	76	1336	149	283	.527	114	159	.717	168	236	404	43	213	3	55	50	59	412	5.4
Ryan Robertson	1	25	2	6	.333	1	1	1.000	0	0	0	0	0	0	0	0	0	5	5.0
Tyrone Corbin	54	941	88	247	.356	33	39	.846	40	125	165	60	99	2	36	29	5	219	4.1
Bill Wennington	7	57	6	19	.316	2	2	1.000	5	14	19	1	13	0	2	1	2	14	2.0
Kings	82	19805	3276	7288	.450	1521	2016	.754	1056	2635	3691	1953	1729	15	787	1325	381	8607	105.0
Opponents	82	19805	3269	7239	.452	1434	1910	.751	1143	2761	3904	1950	1943	19	753	1437	404	8368	102.0

3-Pt. FG: Sacramento Kings 534-1656 (.322); Barry 66-154 (.429); Stojakovic 100-267 (.375); Anderson 132-397 (.332); Martin 38-124 (.306); Williams 145-505 (.287); Webber 27-95 (.284); Divac 7-26 (.269); Corbin 10-44 (.227); Delk 9-40 (.225); Funderburke 0-2; Robertson 0-2. Opponents 396-1123 (.353).

### 1999-00 PLAYOFFS

#### Fifth Place in Pacific Division First Round (2-3)

\* = OT

April 23	Sacramento	107	@	LA Lakers	117
April 27	Sacramento	89	@	LA Lakers	113
April 30	Sacramento	99	vs.	LA Lakers	91
May 2	Sacramento	101	vs.	LA Lakers	88
May 5	Sacramento	86	@	LA Lakers	113

### TEAM NOTES

- The Kings closed out the 52nd season in franchise history and the 15th in the Sacramento-era with a regular-season record of 44-38 overall (30-11 home, 14-27 road), finishing fifth in the Pacific Division and securing the eighth seed in the Western Conference Playoffs.
- The team's 44 victories marked the most wins in the Sacramento era and the most since the 1982-83 Kansas City Kings posted a 45-37 record. The 14 road wins were also a Sacramento-era record, the most wins away from home since the 1982-83 Kings won 15 road contests.

# 1999-00 GAME-BY-GAME

G	DATE	SCORE	+/-	OPPONENT	W/L	REC	KINGS HI. SCORER/REBOUNDER	OPP. HI. SCORER/REBOUNDER	ATT
1	11/5	100-95	+5	Minnesota (J)	W	1-0	Anderson-17/Webber-15	Garnett-34/Garnett-17	32,623
2	11/6	101-114	-13	@Minnesota (J)	L	1-1	Webber-22/Webber-10	Garnett-31/Garnett-12	34,013
3	11/12	105-92	+13	Utah	W	2-1	Webber-20/Webber-9	Malone-20/Ostertag-13	17,317
4	11/14	126-116	+10	Denver	W	3-1	Webber-32/Webber,Divac-12	Van Exel-26/LaFrentz-13	15,491
5	11/16	81-77	+4	Vancouver	W	4-1	Webber-19/Corbin-10	Abdur-Rahim-24/Abdur-Rahim-18	14,169
6	11/18	128-110	+18	@Houston	W	5-1	Williams 23/Pollard-9	Olajuwon-31/Barkley-16	14,898
7	11/19	103-94	+9	@Dallas	W	6-1	Webber-24/Pollard-12	Finley-24/Finley-12	15,507
8	11/21	110-105	+5	Houston	W	7-1	Webber-28/Webber-11	Francis-21/Olajuwon-15	17,317
9	11/23	105-92	+13	New Jersey	W	8-1	Webber-26/Webber-22	Marbury-31/Van Horn-17	17,021
10	11/26	124-95	+29	Golden State	W	9-1	Webber-20/Webber-9	Starks-16/Jamison-11	17,317
11	11/29	88-98	-10	@Miami	L	9-2	Webber-18/Webber-10	Mashburn-22/Mourning-11	14,723
12	11/30	111-102	+9	@Orlando	W	10-2	Webber-22/Webber,Anderson-11	Armstrong-29/Outlaw-9	14,439
13	12/2	100-110	-10	@Atlanta	L	10-3	Webber-26/Divac-11	Rider-32/Mutombo-18	14,537
14	12/4	114-104	+10	@Washington	W	11-3	Webber-25/Webber-11	Richmond-23/Smith-9	19,220
15	12/6	95-109	-14	@New Jersey	L	11-4	Webber-25/Webber-14	Van Horn-27/Feick-16	13,127
16	12/8	103-91	+12	LA Lakers	W	12-4	Webber-20/Webber-12	Bryant,O'Neal-27/O'Neal-9	17,317
17	12/10	97-107	-10	Miami	L	12-5	Webber-26/Webber-10	Mourning-37/Brown,Mourning-11	17,317
18	12/11	96-101	-5	Portland	L	12-6	Webber-36/Webber-12	Pippen,Wallace-24/Wallace,Sabonis-11	17,317
19	12/15	109-106	+3	@Vancouver	W	13-6	Webber-21/Webber-13	Bibby-26/Abdur-Rahim-15	12,490
20	12/16	106-116	-10	@Denver	L	13-7	Webber-26/Divac-7	Van Exel-38/Clark-16	15,576
21	12/18	103-119	-16	@Phoenix	L	13-8	Williams-22/Divac-11	Robinson-33/Kidd-14	19,023
22	12/20	99-111	-12	@Golden State	L	13-9	Williamson-24/Delk-11	Caffey-26/Caffey-14	15,176
23	12/21	108-95	+13	Milwaukee	W	14-9	Williams-28/Divac-12	Cassell-20/Robinson,Williams-6	17,317
24	12/23	91-97	-6	@LA Clippers	L	14-10	Webber-33/Williamson-11	Hudson-16/Taylor-10	14,315
25	12/26	118-111	+7	Dallas	W	15-10	Webber-31/Divac-13	Finley-23/Finley-8	17,317
26	12/28	114-101	+13	Boston	W	16-10	Webber-23/Webber-11	Walker-23/Griffin-10	17,317
27	12/29	113-104	+9	@Seattle	W	17-10	Webber-31/Webber-10	Payton-25/Grant-10	17,072
28	1/4	111-107	+4	@Cleveland	W	18-10	Webber-36/Webber-10	Sura-26/Kemp-11	14,875
29	1/6	89-101	-12	@Toronto	L	18-11	Webber-27/Webber-19	Oakley-20/Oakley-16	19,800
30	1/7	93-101	-8	@Boston	L	18-12	Anderson-24/Webber-11	Pierce-19/3 players-10	18,624
31	1/9	116-113	+3	Indiana	W	19-12	Webber-31/Williamson-9	Croshere-22/Davis-12	17,317
32	1/11	110-93	+17	Houston	W	20-12	Webber-26/Webber-12	Francis-16/Miller-12	17,317
33	1/13	107-103	+4	San Antonio	W	21-12	Webber-34/Webber-19	Duncan-33/Duncan-20	17,317
34	1/15	114-99	+15	@Golden State	W	22-12	Webber-37/Webber-16	Jamison-23/Marshall-10	18,372
35	1/16	113-102	+11	Cleveland	W	23-12	Webber-25/Webber-11	Kemp-20/Bryant,Murray-11	17,317
36	1/18	104-98	+6	LA Clippers	W	24-12	Webber-30/Divac-11	Taylor-22/Olowokandi-15	17,317
37	1/20	111-103	+8	Orlando	W	25-12	Divac,Stojakovic-17/Divac-12	Maggette-18/Outlaw-8	17,317
38	1/22	101-104	-3	Utah	L	25-13	Williams-22/Divac-10	Malone,Russell-24/Malone-9	17,317
39	1/25	110-99	+11	@Charlotte	W	26-13	Webber-30/Divac-12	Coleman-24/Campbell-11	17,370
40	1/26	104-112	-8	@Milwaukee	L	26-14	Anderson-24/Divac-12	Allen-22/Johnson-15	16,931
41	1/28	102-90	+12	@Chicago	W	27-14	Webber-24/Webber-12	Brand-30/Brand-18	22,292
42	1/30	111-120	-9	@New York	L	27-15	Webber-26/Webber,Divac-6	Sprewell-32/Ewing-12	19,763
43	1/31	90-105	-15	@Minnesota	L	27-16	Webber-14/Webber-7	Garnett-31/Garnett-12	18,046
44	2/2	113-110	+3	@Detroit	W	28-16	Webber-39/Webber-11	Stackhouse-35/Williams-16	20,259
45	2/4	94-104	-10	@Indiana	L	28-17	Webber-26/Divac-14	Rose-22/Davis-13	18,345
46	2/6	108-119	-11	@Philadelphia	L	28-18	Webber-32/Webber-15	Iverson-50/Hill-14	20,718
47	2/8	119-80	+39	Chicago	W	29-18	Webber-22/Webber,Divac-10	Brand-25/Brand-10	17,317
48	2/10	96-84	+12	Denver	W	30-18	Webber-22/Webber-14	McDyess-21/Clark,LaFrentz-9	17,317
49	2/15	108-117	-9	Phoenix	L	30-19	Webber-27/Webber-9	Rogers-36/Kidd-11	17,317
50	2/17	108-119	-11	@Utah	L	30-20	Webber-22/Pollard-9	Malone-30/Malone-13	19,911
51	2/18	118-85	+33	Seattle	W	31-20	Stojakovic 21/Pollard-14	Barry-21/Baker-8	17,317
52	2/20	103-108*	-5	Portland	L	31-21	Webber-33/Webber-19	Wallace-24/Sabonis-14	17,317
53	2/21	117-123*	-6	@Denver	L	31-22	Stojakovic-30/Webber-15	McDyess-29/McDyess-13	18,527
54	2/23	94-100	-6	Atlanta	L	31-23	Webber-28/Webber-20	Rider-33/Jackson-12	17,317
55	2/26	90-102	-12	@Vancouver	L	31-24	Webber-36/Webber,Divac-10	Abdur-Rahim-22/Abdr-Rahm-11	17,856
56	2/29	112-87	+25	Vancouver	W	32-24	Webber-23/Pollard-10	Harrington-20/Long-10	17,317
57	3/2	99-102	-3	@Houston	L	32-25	Webber-29/Webber-11	Mobley-22/Thomas-9	15,754
58	3/4	108-103*	+5	@San Antonio	W	33-25	Webber-31/Pollard-9	Robinson-23/Duncan-15	35,113
59	3/6	130-109	+21	Dallas	W	34-25	Webber-22/Webber,Divac-10	Ceballos-27/Rodman-8	17,317
60	3/8	105-92	+13	Charlotte	W	35-25	Divac-27/Divac-11	Wesley-21/Campbell-13	17,317
61	3/10	103-88	+15	Toronto	W	36-25	Webber-25/Webber-12	Carter-25/Davis-15	17,317
62	3/12	106-109	-3	@LA Lakers	L	36-26	Webber-24/Divac-13	Bryant-40/O'Neal-20	18,997
63	3/14	91-96	-5	@Portland	L	36-27	Stojakovic-22/Webber-11	Sabonis-20/Sabonis-16	20,499
64	3/15	98-78	+20	LA Clippers	W	37-27	Webber-25/Divac-15	Odom-21/Olowokandi-14	17,317
65	3/18	104-83	+21	@LA Clippers	W	38-27	Divac,Stojakovic-20/Webber- 9	Anderson-25/Piatkowski-13	18,964
66	3/21	98-86	+12	Washington	W	39-27	Divac-24/Divac-12	Richmond-26/White-10	17,317
67	3/22	93-114	-21	@Phoenix	L	39-28	Webber-16/Webber-6	Robinson-26/Marion-9	19,023
68	3/24	113-103	+10	Detroit	W	40-28	Webber-29/Webber-14	Hill-35/Hill-9	17,317
69	3/26	89-90	-1	LA Lakers	L	40-29	Webber-28/Webber-15	O'Neal-34/Bryant-14	17,317
70	3/28	103-95	+8	New York	W	41-29	Webber-21/Webber-10	Houston-33/Thomas-10	17,317
71	3/31	108-123	-15	@Seattle	L	41-30	Stojakovic-23/Webber-12	Payton-35/Baker-14	16,274
72	4/2	117-95	+22	Philadelphia	W	42-30	Webber-26/Divac-11	Iverson-23/Hill-8	17,317
73	4/4	102-105	-3	@Dallas	L	42-31	Williamson-20/Divac,Pollard-10	Finley-38/Bradley-7	14,029
74	4/5	108-98	+10	@San Antonio	W	43-31	Williamson-28/Williamson-11	Duncan-28/Robinson-8	24,333
75	4/7	92-95	-3	Minnesota	L	43-32	Divac-20/Divac-12	Brandon-30/Garnett-14	17,317
76	4/9	97-102	-5	Phoenix	L	43-33	Williams-24/Webber-13	Hardaway-25/Hardaway-12	17,317
77	4/11	92-98*	-6	San Antonio	L	43-34	Divac,Williamson-17/Webber-12	Robinson-26/Robinson-14	17,317
78	4/13	130-107	+23	Golden State	W	44-34	Webber-24/Divac-13	Hughes-35/Hughes-12	17,317
79	4/14	114-121	-7	@LA Lakers	L	44-35	Webber-36/Webber-10	O'Neal-41/O'Neal-16	18,997
80	4/16	95-102	-7	@Portland	L	44-36	Webber-21/Divac-14	Wallace-18/Wallace-9	20,584
81	4/18	112-119*	-7	Seattle	L	44-37	Webber,Williamson-23/Pollard-11	Payton-33/Lewis-13	17,317
82	4/19	86-95	-9	@Utah	L	44-38	Martin-16/Divac,Wennington-10	Hornacek,Malone-18/3 with-8	19,911

\* = OT

# 2000-01 SACRAMENTO KINGS



Front row — from left to right, Art Long, Hedo Turkoglu, Jabari Smith, Vlade Divac, Chris Webber, Peja Stojakovic, Lawrence Funderburke, Scot Pollard. Back row — from left to right, Head Coach Rick Adelman, Assistant Coach Pete Carril, Assistant Coach Elston Turner, Assistant Coach John Wetzel, Nick Anderson, Bobby Jackson, Darrick Martin, Jason Williams, Jon Barry, Doug Christie, Trainer Pete Youngman, Owner Joe Maloof, Owner Gavin Maloof.

## FINAL STATISTICS

PLAYER	G.	MIN.	FGM	FGA	PCT.	FTM	FTA	PCT.	OFF.	DEF.	TOT.	AST.	PF	DQ	STL.	TO	BLK.	PTS.	AVG.
Chris Webber	70	2836	786	1635	.481	324	461	.703	179	598	777	294	226	1	93	195	118	1898	27.1
Peja Stojakovic	75	2905	559	1189	.470	267	312	.856	93	341	434	164	144	0	91	146	13	1529	20.4
Doug Christie	81	2939	311	788	.395	280	312	.897	95	260	355	289	224	2	183	154	45	996	12.3
Vlade Divac	81	2420	364	755	.482	242	350	.691	207	466	673	231	242	5	87	192	93	974	12.0
Jason Williams	77	2290	281	690	.407	60	76	.789	19	166	185	416	114	0	94	160	9	720	9.4
Bobby Jackson	79	1648	231	526	.439	65	88	.739	74	172	246	161	139	0	87	103	7	566	7.2
Scot Pollard	77	1658	185	395	.468	128	171	.749	173	292	465	47	206	4	48	66	97	498	6.5
Hedo Turkoglu	74	1245	138	335	.412	87	112	.777	49	161	210	69	139	1	52	55	24	391	5.3
Jon Barry	62	1010	103	255	.404	64	73	.877	16	78	94	130	66	0	28	53	6	316	5.1
Lawrence Funderburke	59	698	120	242	.496	48	77	.623	74	122	196	17	44	0	9	32	13	288	4.9
Darrick Martin	31	176	29	76	.382	31	35	.886	2	14	16	14	27	0	7	10	0	103	3.3
Jabari Smith	9	66	11	22	.500	4	6	.667	1	7	8	6	7	0	4	3	0	26	2.9
Nick Anderson	21	169	14	57	.246	0	0	----	3	22	25	13	13	0	10	7	4	38	1.8
Art Long	9	20	0	4	.000	0	2	.000	2	6	8	1	5	0	0	2	3	0	0.0
Darrick Martin, Jason Williams, Jon Barry, Doug Christie, Trainer Pete Youngman, Owner Joe Maloof, Owner Gavin Maloof.	82	20080	3132	6969	.449	1600	2075	.771	987	2705	3692	1852	1596	13	793	1221	432	8343	101.7
Opponents	82	20080	3087	7139	.432	1291	1724	.749	1121	2643	3764	1816	1766	14	666	1334	476	7866	95.9

3-Pt. FG: Sacramento Kings 479-1353 (.354); Martin 14-27 (.519); Stojakovic 144-360 (.400); Christie 94-250 (.376); Jackson 39-104 (.375); Barry 46-132 (.348); Turkoglu 28-86 (.326); Williams 98-311 (.315); Divac 4-14 (.286); Anderson 10-39 (.256); Webber 2-28 (.071); Pollard 0-2. Opponents 401-1131 (.355).

## 2000-01 PLAYOFFS

### Second Place in Pacific Division First Round (3-1)

April 22	Sacramento	83	vs.	Phoenix	86
April 25	Sacramento	116	vs.	Phoenix	90
April 29	Sacramento	104	@	Phoenix	96
May 2	Sacramento	89	@	Phoenix	82

### Semifinals (0-4)

May 6	Sacramento	105	@	LA Lakers	108
May 8	Sacramento	90	@	LA Lakers	96
May 11	Sacramento	81	vs.	LA Lakers	103
May 13	Sacramento	113	vs.	LA Lakers	119

\* = OT

## TEAM NOTES

- Kings posted the fourth-best record in the NBA at 55-27, matching the franchise record for most wins in a season.
- Rick Adelman served as head coach of the Western Conference All-Star Team.
- Chris Webber earned First-Team All-NBA honors.



# 2000-01 GAME-BY-GAME

G	DATE	SCORE	+/-	OPPONENT	W/L	REC	KINGS HI. SCORER/REBOUNDER	OPP. HI. SCORER/REBOUNDER	ATT
1	10/31	100-81	+19	@Chicago	W	1-0	Stojakovic,Webber-23/Stojakovic-8	Mercer-19/Brand,Ruffin-6	21,814
2	11/1	100-102**	-2	@Cleveland	L	1-1	Webber-27/Webber-8	Murray-18/Weatherspoon-11	17,695
3	11/3	100-93	+7	@Detroit	W	2-1	Webber-31/Pollard-14	Stackhouse-22/Wallace-10	22,076
4	11/4	91-99	-8	@Minnesota	L	2-2	Stojakovic-22/Divac-12	Garnett-28/Garnett-12	19,006
5	11/6	79-75	+4	Portland	W	3-2	Webber-29/Divac-11	Wallace-24/Davis-11	17,317
6	11/8	115-84	+31	Golden State	W	4-2	Stojakovic,Webber-27/Webber-9	Fortson-17/Fortson-14	17,317
7	11/10	114-107*	+7	@Golden State	W	5-2	Webber-35/Webber-16	Jamison-37/Fortson-17	17,467
8	11/12	109-84	+25	Dallas	W	6-2	Stojakovic-28/Webber-13	Nowitzki-16/Vaught-8	17,317
9	11/14	96-82	+14	Orlando	W	7-2	Stojakovic-27/Divac,Stojakovic-11	Armstrong-22/Outlaw,Amstg-8	17,317
10	11/16	110-112*	-2	LA Lakers	L	7-3	Christie-32/Stojakovic-17	O'Neal-33/O'Neal-16	17,317
11	11/22	100-71	+29	Chicago	W	8-3	Webber-29/Webber-13	Brand-16/Brand-10	17,317
12	11/25	125-101	+24	Seattle	W	9-3	Stojakovic-29/Webber-14	Payton-26/Ewing-8	17,317
13	11/28	88-81	+7	@Houston	W	10-3	Webber-21/Webber-11	Mobley-21/Mobley-8	11,813
14	11/29	79-82	-3	@San Antonio	L	10-4	Webber-25/Webber-17	Duncan-22/Duncan-13	17,341
15	12/1	105-98	+7	Phoenix	W	11-4	Webber-28/Webber-14	Delk-21/Marion-10	17,317
16	12/5	81-75	+6	San Antonio	W	12-4	Webber-30/Stojakovic,Webber-10	Duncan-23/Duncan-23	17,317
17	12/8	111-98	+13	Houston	W	13-4	Webber-37/Webber-18	Francis-20/Olajuwon-9	17,317
18	12/10	101-97	+4	Miami	W	14-4	Webber-19/Webber-10	Hardaway-25/Grant-16	17,317
19	12/12	99-107	-8	@Atlanta	L	14-5	Webber-22/Webber-13	Terry-38/Mutombo-17	18,113
20	12/13	90-101	-11	@Charlotte	L	14-6	Webber-25/Divac-8	Mashburn-33/Brown-12	12,806
21	12/15	104-81	+23	@Boston	W	15-6	Webber-30/Webber-13	Walker-15/Potapenko-12	15,486
22	12/17	95-79	+16	@New Jersey	W	16-6	Webber-33/Webber-12	Marbury-17/Williams-8	13,011
23	12/19	106-72	+34	Washington	W	17-6	Webber-19/Webber-11	Strickland-13/Smith-13	17,317
24	12/20	85-89	-4	@Seattle	L	17-7	Webber-20/Webber-13	Payton-19/Patterson-15	17,072
25	12/22	95-91	+4	@Vancouver	W	18-7	Webber-33/Webber-12	Harrington-24/Harrington-20	14,656
26	12/23	97-92	+5	Seattle	W	19-7	Webber-23/Webber-11	Baker-20/Lewis-14	17,317
27	12/28	91-87	-4	Charlotte	W	20-7	Webber-24/Webber-10	Wesley-24/Mashburn,Brown-13	17,317
28	12/30	104-107*	-3	Philadelphia	L	20-8	Stojakovic-33/Webber-10	Iverson-46/Hill-13	17,317
29	1/2	121-117*	+4	Phoenix	W	21-8	Divac-34/Divac-12	Delk-53/Marion-12	17,317
30	1/5	91-93*	-2	Indiana	L	21-9	Webber-51/Webber-26	O'Neal-20/O'Neal-16	17,317
31	1/8	100-97	+3	Minnesota	W	22-9	Stojakovic-24/Divac,Stojakovic,Webber-9	Garnett-26/Szczerbiak-9	17,317
32	1/10	108-103	+5	Cleveland	W	23-9	Webber-30/Webber-14	Gatling-38/Weatherspoon-11	17,317
33	1/12	93-106	-13	@Denver	L	23-10	Webber-24/Webber-14	Van Exel-25/Posey-19	17,512
34	1/13	84-81	+3	@Houston	W	24-10	Webber-31/Webber-14	Francis-21/Mobley-11	14,552
35	1/15	116-105	+11	@Dallas	W	25-10	Webber-34/Webber-12	Nowitzki-28/Nowitzki-11	18,187
36	1/17	111-106	+5	Boston	W	26-10	Webber-30/Divac-11	Walker-47/Pierce-6	17,317
37	1/20	111-101	+10	@Portland	W	27-10	Webber-34/Webber-10	Wallace-25/Sabonis-8	20,580
38	1/21	107-109	-2	@Seattle	L	27-11	Stojakovic-30/Webber-18	Payton-30/Patterson-11	17,072
39	1/23	130-104	+26	New Jersey	W	28-11	Webber-25/Divac-10	Van Horn-20/Van Horn-9	17,317
40	1/25	91-97	-6	San Antonio	L	28-12	Stojakovic,Webber-23/Webber-11	Duncan-36/Duncan-21	17,317
41	1/27	101-89	+12	@LA Clippers	W	29-12	Webber-33/Divac,Webber-11	McInnis,Miles-16/Parks-13	19,341
42	1/30	105-79	+26	Golden State	W	30-12	Webber-28/Pollard,Webber-12	Jamison-18/Blount-15	17,317
43	2/2	105-95	+10	Vancouver	W	31-12	Webber-41/Webber-15	Abdur-Rahim-27/Abdur-Rahim-9	17,317
44	2/4	94-100	-6	@LA Lakers	L	31-13	Webber-25/Christie-11	Bryant-26/Bryant-11	18,997
45	2/6	109-112	-3	@Milwaukee	L	31-14	Webber-39/Webber-11	Cassell-29/Johnson-9	17,329
46	2/7	88-117	-29	@Minnesota	L	31-15	Webber-22/Anderson,Turkoglu,Webber-5	Garnett-40/Garnett-7	18,274
47	2/13	97-94*	+3	@Utah	W	32-15	Webber-34/Pollard,Stojakovic,Webber-8	Malone-28/Marshall-15	19,485
48	2/15	81-105	-24	@Portland	L	32-16	Divac-19/Divac-8	Stoudamire-20/Davis-9	20,471
49	2/16	117-84	+33	Denver	W	33-16	Stojakovic-29/Pollard-11	Lenard-23/McDyess-13	17,317
50	2/18	90-94	-4	Utah	L	33-17	Stojakovic-27/Christie-9	Marshall-31/Marshall-14	17,317
51	2/20	94-80	+14	Atlanta	W	34-17	Williams-22/Divac-19	Terry-16/Mutombo-15	17,317
52	2/22	115-110	+5	@Washington	W	35-17	Christie-32/Pollard-14	Hamilton-29/White-14	19,911
53	2/23	119-118***	+1	@Toronto	W	36-17	Stojakovic-39/Pollard-17	Carter-38/Davis,Oakley-12	19,800
54	2/25	86-88	-2	@New York	L	36-18	Stojakovic-26/Pollard-13	Houston-21/Camby-17	19,763
55	2/27	106-93*	+13	LA Clippers	W	37-18	Stojakovic-25/Divac-12	McInnis-33/Olowokandi-9	17,317
56	2/28	122-101	+21	@Golden State	W	38-18	Stojakovic-24/Funderburke-12	Jamison-36/Jamison-12	19,107
57	3/2	81-88	-7	@LA Clippers	L	38-19	Stojakovic-31/Pollard-18	Maggette-23/Parks-12	19,415
58	3/6	98-91	+7	Toronto	W	39-19	Christie,Williams,Webber-19/Divac-17	Carter,Davis-25/Carter,Davis-9	17,317
59	3/7	100-89	+11	@Phoenix	W	40-19	Webber-41/Webber-14	Marion-23/Marion-8	19,023
60	3/9	110-104	+6	Denver	W	41-19	Webber-41/Webber-12	Lenard-24/LaFrentz-14	17,317
61	3/11	105-90	+15	Utah	W	42-19	Stojakovic-31/Divc,Stojakovic,Webber-6	Starks-21/Russell-8	17,317
62	3/13	114-108*	+6	@Orlando	W	43-19	Webber-33/Webber-15	McGrady-25/McGrady,Reid-10	16,157
63	3/14	104-114	-10	@Miami	L	43-20	Webber-26/Webber-17	Mason-25/Mason-13	19,600
64	3/16	100-79	+21	@Philadelphia	W	44-20	Webber-26/Webber-11	Iverson-28/Lynch-8	20,866
65	3/18	95-101	-6	@Indiana	L	44-21	Stojakovic-27/Webber-15	Miller-24/Harrington-16	18,345
66	3/20	125-109	+16	Houston	W	45-21	Stojakovic-29/Webber-10	Mobley-30/Thomas-8	17,317
67	3/22	103-98	+5	Detroit	W	46-21	Webber-29/Webber-15	Stackhouse-31/Wallace-19	17,317
68	3/25	72-84	-12	LA Lakers	L	46-22	Christie,Webber-15/Divac-14	O'Neal-23/O'Neal-15	17,317
69	3/27	124-117*	+7	New York	W	47-22	Webber-39/Webber-15	Thomas-33/Camby-14	17,317
70	3/28	108-84	+24	@LA Lakers	W	48-22	Webber-25/Webber-12	O'Neal-33/O'Neal-11	18,997
71	3/30	110-98	+12	Minnesota	W	49-22	Webber-22/Pollard-13	Brandon-20/Lopez-9	17,317
72	4/1	107-119	-12	Dallas	L	49-23	Webber-27/Christie,Webber-10	Howard-32/Howard-12	17,317
73	4/3	101-107	-6	Milwaukee	L	49-24	Webber-28/Christie,Webber-11	Cassell-33/Johnson-14	17,317
74	4/5	92-86	+6	@Utah	W	50-24	Webber-26/Divac-12	Malone-21/Malone-9	19,911
75	4/6	118-90	+28	@Vancouver	W	51-24	Webber-36/Divac-12	Jones-17/Massenburg-13	14,863
76	4/8	98-89	+9	Portland	W	52-24	Stojakovic,Webber-20/Divac-17	Pippen-21/Wallace-11	17,317
77	4/10	116-109*	+7	LA Clippers	W	53-24	Webber-31/Webber-11	Odum-20/Odom-10	17,317
78	4/12	107-105*	+2	@San Antonio	W	54-24	Webber-26/Divac,Webber-13	Duncan-42/Duncan,Robinsn-11	34,357
79	4/13	97-101	-4	@Dallas	L	54-25	Webber-24/Webber-13	Finley-31/Bradley-15	18,187
80	4/15	86-88	-2	@Phoenix	L	54-26	Webber-22/Stojakovic-12	Kidd-20/Marion-19	19,023
81	4/16	110-100	+10	Vancouver	W	55-26	Stojakovic-31/Divac-16	Jones-25/Long-8	17,317
82	4/18	100-110	-10	@Denver	L	55-27	Pollard 18/Pollard 14	LaFrentz-32/LaFrentz-20	18,495

\* = OT

# 2001-02 SACRAMENTO KINGS



Front row — from left to right, Chucky Brown, Hedo Turkoglu, Gerald Wallace, Vlade Divac, Chris Webber, Peja Stojakovic, Mike Bibby, Doug Christie, Lawrence Funderburke, Vlade Divac, Scot Pollard. Back row — from left to right, Hedo Turkoglu, Head Coach Rick Adelman, Assistant Coach Pete Carril, Assistant Coach Elston Turner, Assistant Coach John Wetznel, Mateen Cleaves, Bobby Jackson, Mike Bibby, Brent Price, Doug Christie, Trainer Pete Youngman, Owner Gavin Maloof, Owner Joe Maloof, President, Basketball Operations Geoff Petrie.

## FINAL STATISTICS

PLAYER	G.	MIN.	FGM	FGA	PCT.	FTM	FTA	PCT.	OFF.	DEF.	TOT.	AST.	PF	DQ	STL.	TO	BLK.	PTS.	AVG.
Chris Webber	54	2071	532	1075	.495	253	338	.749	150	396	546	258	181	1	90	158	76	1322	24.5
Peja Stojakovic	71	2649	547	1130	.484	283	323	.876	72	301	373	175	120	0	81	140	14	1506	21.2
Mike Bibby	80	2659	446	985	.453	155	193	.803	37	185	222	403	133	0	87	134	15	1098	13.7
Doug Christie	81	2798	338	735	.460	206	242	.851	74	300	374	340	209	3	160	164	25	972	12.0
Vlade Divac	80	2420	338	716	.472	209	340	.615	205	466	671	297	229	1	79	158	94	888	11.1
Bobby Jackson	81	1750	334	754	.443	149	184	.810	82	169	251	164	145	1	73	93	11	896	11.1
Hedo Turkoglu	80	1970	290	687	.422	167	230	.726	63	300	363	163	184	0	57	81	31	810	10.1
Scot Pollard	80	1881	197	358	.550	115	166	.693	188	377	565	53	202	1	70	68	76	509	6.4
Lawrence Funderburke	56	722	115	245	.469	34	56	.607	76	122	198	32	65	0	11	33	18	264	4.7
Gerald Wallace	54	430	75	175	.429	23	46	.500	49	40	89	27	46	0	19	22	6	173	3.2
Mateen Cleaves	32	153	30	68	.441	8	9	.889	1	7	8	25	9	0	7	27	0	70	2.2
Brent Price	20	89	9	27	.333	9	13	.692	4	4	8	9	13	0	3	10	1	31	1.6
Chucky Brown	18	92	10	27	.370	1	2	.500	10	23	33	6	12	0	2	5	4	21	1.2
Kings	82	197553267	7003	1618	.467	1618	2154	.751	1013	2702	3715	1958	15607		741	1128375	8578	104.6	
Opponents	82	197553128	7108	1312	.440	1312	1764	.744	1065	2617	3682	1839	182718		633	1246387	7954	97.0	

3-Pt. FG: Sacramento Kings 426-1160 (.367); Stojakovic 129-310 (.416); Bibby 51-138 (.370); Turkoglu 63-171 (.368); Jackson 79-219 (.361); Christie 90-256 (.352); Price 4-15 (.267); Webber 5-19 (.263); Cleaves 2-8 (.250); Divac 3-13 (.231); Funderburke 0-3; Wallace 0-7. Opponents 386-1145 (.337).

2001-02 PLAYOFFS				
First Place in Pacific Division				
First Round (3-1)				
April 20	Sacramento	89	vs.	Utah 86
April 23	Sacramento	86	vs.	Utah 93
April 27	Sacramento	90	@	Utah 87
April 29	Sacramento	91	@	Utah 86
Semifinals (4-1)				
May 4	Sacramento	108	vs.	Dallas 91
May 6	Sacramento	102	vs.	Dallas 110
May 9	Sacramento	125	@	Dallas 119
May 11	Sacramento	115	@	Dallas 113*
May 13	Sacramento	114	vs.	Dallas 101
Conf. Finals (3-4)				
May 18	Sacramento	99	vs.	LA Lakers 106
May 20	Sacramento	96	vs.	LA Lakers 90
May 24	Sacramento	103	@	LA Lakers 90
May 26	Sacramento	99	@	LA Lakers 100
May 28	Sacramento	92	vs.	LA Lakers 91
May 31	Sacramento	102	@	LA Lakers 106
June 2	Sacramento	106	vs.	LA Lakers 112*

\* = OT

## TEAM NOTES

- Kings claimed their first-ever Pacific Division title with an NBA-best 61-21 record. Set new franchise records for most wins (61), home victories (36) and road wins (25) in a season.

# 2001-02 GAME-BY-GAME

G	DATE	SCORE	+/-	OPPONENT	W/L	REC	KINGS HI. SCORER/REBOUNDER	OPP. HI. SCORER/REBOUNDER	ATT
1	10/30	101-95	+6	Seattle	W	1-0	Divac-27/Pollard,Stojakovic,Fundburke-9	Baker-20/Barry-9	17,317
2	11/3	106-94	+12	@Denver	W	2-0	Stojakovic-24/Pollard,Funderburke,Turkoglu-7	Van Exel-32/Van Exel-9	15,138
3	11/4	103-83	+20	San Antonio	W	3-0	Divac-25/Divac-11	Duncan-17/Duncan-13	17,317
4	11/6	115-99	+16	@Cleveland	W	4-0	Stojakovic-32/Divac,Stojakovic-10	Murray-22/Doleac-11	14,584
5	11/7	104-116	-12	@Indiana	L	4-1	Stojakovic-36/Divac-10	Harrington-22/O'Neal-9	15,309
6	11/9	105-115	-10	@Orlando	L	4-2	Stojakovic-31/Divac-15	McGrady-44/McGrady-13	17,248
7	11/10	90-75	+15	@Miami	W	5-2	Stojakovic-22/Divac-10	Gatling,Jones-12/Mourning-8	17,853
8	11/13	95-86	+9	Toronto	W	6-2	Bibby 20/Pollard-12	Carter-23/Clark-10	17,317
9	11/16	105-71	+34	Chicago	W	7-2	Stojakovic-21/Funderburke-8	Mercer-14/Miller-8	17,317
10	11/18	85-93	-8	@LA Lakers	L	7-3	Stojakovic-25/Divac-15	Bryant-29/O'Neal-15	18,997
11	11/19	113-77	+36	Houston	W	8-3	Stojakovic-25/Pollard 14	Francis-18/Thomas,Willis-7	17,317
12	11/21	95-83	+12	Portland	W	9-3	Bibby 25/Divac,Pollard-10	Wells-13/Wallace-12	17,317
13	11/24	98-97	+1	New Jersey	W	10-3	Stojakovic-29/Divac-19	Martin-20/Kidd, Van Horn-10	17,317
14	11/26	94-98	-4	@Memphis	L	10-4	Stojakovic-21/Divac,Pollard-12	Buford-21/Massenburg-10	12,215
15	11/27	89-84	+5	@Houston	W	11-4	Stojakovic-24/Pollard-11	Torres-20/Thomas-19	10,467
16	11/29	110-98	+12	@Dallas	W	12-4	Stojakovic-32/Pollard-17	Nowitzki-29/Nowitzki-11	18,384
17	11/30	109-106*	+3	@San Antonio	W	13-4	Turkoglu-24/Jackson,Stojakovic-8	Duncan-38/Robinson-12	26,808
18	12/2	114-120*	-6	Dallas	L	13-5	Stojakovic-31/Divac-17	Nowitzki-32/Nowitzki-14	17,317
19	12/4	94-84	+10	Philadelphia	W	14-5	Stojakovic-20/Pollard-13	Iverson-24/Mutombo-13	17,317
20	12/7	97-91	+6	LA Lakers	W	15-5	Stojakovic-25/Stojakovic-8	O'Neal-31/O'Neal-16	17,317
21	12/9	95-88	+7	Miami	W	16-5	Stojakovic-23/Christie-9	Jackson-17/Jackson-11	17,317
22	12/11	112-100	+12	Orlando	W	17-5	Webber-24/Christie-13	McGrady-21/Miller-9	17,317
23	12/12	88-114	-26	@Phoenix	L	17-6	Webber-21/Webber-12	Delk,Marion-21/Marion-13	14,568
24	12/14	94-114	-20	@Minnesota	L	17-7	Webber-26/Webber-9	Garnett-29/Garnett-24	17,113
25	12/16	104-87	+17	Memphis	W	18-7	Webber-22/Christie-12	Gasol-15/Gasol-12	17,713
26	12/18	102-98	+4	Detroit	W	19-7	Bibby-25/Webber-14	Stackhouse-35/Wallace-9	17,713
27	12/19	92-104	-12	@Seattle	L	19-8	Christie-23/Divac-8	Payton-27/Barry,Baker-9	15,831
28	12/22	85-101	-16	@LA Clippers	L	19-9	Christie,Jackson-19/Divac-12	Brand-26/Brand-13	18,964
29	12/23	133-101	+32	Phoenix	W	20-9	Stojakovic-26/Turkoglu 10	Delk-24/Voskuhl-6	17,317
30	12/26	89-74	+15	Portland	W	21-9	Stojakovic-19/Webber-13	Wallace-25/Wallace-13	17,317
31	12/28	125-111	+14	Minnesota	W	22-9	Stojakovic-27/Divac,Webber-8	Szczerbiak-31/Nesterovic-10	17,317
32	12/30	109-94	+15	Boston	W	23-9	Webber-30/Pollard 11	Pierce-26/Battie,Walker-8	17,317
33	1/2	105-91	+14	LA Clippers	W	24-9	Webber-21/Webber-10	McInnis-20/Olowokandi-12	17,317
34	1/5	118-112	+6	@Phoenix	W	25-9	Webber-35/Pollard-13	Marbury-35/Marion,Majerle-8	17,042
35	1/6	115-101	+14	Milwaukee	W	26-9	Stojakovic-29/Divac-13	Allen-29/Mason-14	17,317
36	1/13	103-100	+3	Phoenix	W	27-9	Webber-28/Webber-13	Marbury-33/Hardaway-11	17,317
37	1/15	109-102	+7	Cleveland	W	28-9	Stojakovic-36/Webber-14	Murray-22/Skinner-12	17,317
38	1/16	112-107	+5	@Denver	W	29-9	Stojakovic-29/Webber-12	LaFrentz-30/LaFrentz-10	16,780
39	1/18	121-97	+24	Golden State	W	30-9	Webber-26/Webber,Turkoglu-8	Jamison-24/Fortson-12	17,317
40	1/21	112-98	+14	Memphis	W	31-9	Webber-24/Pollard,Webber-11	Massenburg-23/Swift-11	17,317
41	1/22	110-116*	-6	@Portland	L	31-10	Webber-34/Divac-9	Wells-34/Wallace-15	19,980
42	1/24	113-80	+33	Utah	W	32-10	Webber-24/Divac,Pollard-8	Malone-14/Padgett,Russell-8	17,310
43	1/26	114-90	+24	@Utah	W	33-10	Stojakovic-25/Pollard-15	Malone-17/Malone-10	19,571
44	1/31	99-95	+4	@Seattle	W	34-10	Stojakovic-32/Divac-10	Payton-25/Mason-13	17,072
45	2/1	132-96	+36	Denver	W	35-10	Webber-29/Webber-12	LaFrentz-16/LaFrentz-11	17,317
46	2/3	112-107	+5	@Minnesota	W	36-10	Webber-31/Webber-14	Garnett-32/Garnett-12	19,006
47	2/4	83-117	-34	@New Jersey	L	36-11	Webber-23/Webber-9	Van Horn-25/Van Horn-8	14,840
48	2/6	102-85	+17	@Boston	W	37-11	Stojakovic-24/Divac-14	Walker-26/Pierce-8	15,621
49	2/7	101-108	-7	@Washington	L	37-12	Webber-21/Divac-10	Hamilton-33/Jones-15	20,674
50	2/12	99-86	+13	San Antonio	W	38-12	Stojakovic-23/Webber-12	Duncan-24/Duncan-21	17,317
51	2/14	109-93	+16	Washington	W	39-12	Stojakovic-21/Webber-14	Hamilton-20/Laettner-11	17,317
52	2/17	116-126	-10	Seattle	L	39-13	Webber-39/Webber-11	Payton-31/James,Lewis-9	17,317
53	2/19	99-79	+20	Atlanta	W	40-13	Webber-19/Webber-12	Terry-17/Newble,Abdur-Rahim-9	17,317
54	2/21	92-115	-23	@San Antonio	L	40-14	Jackson-18/Divac-9	C. Smith-32/Duncan-13	18,594
55	2/23	97-111	-14	@Dallas	L	40-15	Webber-28/Webber-14	Nash-28/Nowitzki-21	20,181
56	2/26	107-81	+26	Utah	W	41-15	Stojakovic-19/Divac-12	3 players-11/Collins,Padgett-8	17,317
57	3/1	116-108	+8	@Golden State	W	42-15	Webber-32/Divac-10	Jamison-20/Fortson-17	19,869
58	3/3	86-97	-11	Indiana	L	42-16	Bibby-19/Divac-14	O'Neal-29/Miller,O'Neal-11	17,317
59	3/4	95-107	-12	@Portland	L	42-17	Stojakovic-26/Webber-8	Wells-20/Davis-14	19,980
60	3/8	99-87	+12	Charlotte	W	43-17	Stojakovic-24/Divac-10	Nailon-18/Campbell-8	17,317
61	3/10	98-73	+25	@Milwaukee	W	44-17	Stojakovic-21/Webber-15	3 players-14/Robinson-9	18,178
62	3/11	107-103	+4	@Chicago	W	45-17	Stojakovic-29/Divac-14	Rose-35/Chandler-12	19,208
63	3/13	92-88	+4	@Philadelphia	W	46-17	Webber-22/Webber-10	Iverson-32/Mutombo-17	20,804
64	3/14	96-113	-17	@New York	L	46-18	Bibby 21/Pollard 16	Sprewell-43/Thomas-11	19,763
65	3/17	116-113	+3	@Toronto	W	47-18	Webber-31/Webber-15	Carter-22/Olajuwon-13	19,800
66	3/19	110-87	+23	Houston	W	48-18	Webber-35/Webber-12	Mobley-17/Thomas-11	17,317
67	3/21	118-82	+36	Denver	W	49-18	Turkoglu-31/Divac-10	McCloud-15/Cheaney,Howard-7	17,317
68	3/24	96-97	-1	LA Lakers	L	49-19	Webber-24/Divac-17	Bryant-29/O'Neal,Shaw-7	17,317
69	3/26	107-90	+17	LA Clippers	W	50-19	Webber-35/Webber-13	Olowokandi-23/Olowokandi-10	17,317
70	3/28	101-74	+27	@Houston	W	51-19	Webber-19/Divac,Jackson,Webber-9	Thomas-20/Thomas-15	12,515
71	3/29	92-87	+5	@Charlotte	W	52-19	Webber-23/Webber-12	Mashburn-22/Brown-11	14,092
72	3/31	92-91	+1	@Atlanta	W	53-19	Webber-19/Webber-12	Vaughn-20/Mohammed-17	19,841
73	4/2	107-83	+24	@Memphis	W	54-19	Jackson-19/Webber-11	Swift-20/Gasol-14	11,835
74	4/3	107-86	+21	@Detroit	W	55-19	Webber-28/Divac-9	Williamson-13/Wallace-11	22,076
75	4/5	117-109	+8	@Utah	W	56-19	Webber-28/Webber-10	Marshall-32/Marshall-13	19,911
76	4/7	116-82	+34	New York	W	57-19	Webber-16/Webber-14	Sprewell-19/Houston-12	17,317
77	4/9	122-103	+19	Minnesota	W	58-19	Webber-30/Pollard-8	Szczerbiak-16/Garnett-12	17,317
78	4/10	118-116	+2	@Golden State	W	59-19	Webber-31/Webber-12	Jamison-20/Richardson-10	16,232
79	4/12	125-106	+19	@LA Clippers	W	60-19	Webber-28/Divac-10	Brand-24/Brand,Olowokandi-7	19,818
80	4/14	100-113	-13	Dallas	L	60-20	Webber-19/Webber/Divac-9	Van Exel-27/LaFrentz-13	17,317
81	4/16	120-106	+14	Golden State	W	61-20	Funderburke-29/Pollard-14	Richardson-40/Arenas-9	17,317
82	4/17	95-109	-14	@LA Lakers	L	61-21	Bibby,Funderburke-15/Pollard-11	Bryant,O'Neal-21/Walker-15	18,997

\* = OT

# 2002-03 SACRAMENTO KINGS



**Front row — from left to right,** Keon Clark, Hedo Turkoglu, Gerald Wallace, Vlade Divac, Chris Webber, Peja Stojakovic, Lawrence Funderburke, Scot Pollard. **Back row — from left to right,** Special Assistant to the President, Basketball Operations Pete Carril, Assistant Coach Terry Porter, Assistant Coach Elston Turner, Assistant Coach John Wetzal, Head Coach Rick Adelman, Damon Jones, Mateen Cleaves, Bobby Jackson, Mike Bibby, Jim Jackson, Doug Christie, Trainer Pete Youngman, Owner Gavin Maloof, Owner Joe Maloof, President, Basketball Operations Geoff Petrie.

## FINAL STATISTICS

PLAYER	G.	MIN.	FGM	FGA	PCT.	FTM	FTA	PCT.	OFF.	DEF.	TOT.	AST.	PF	DQ	STL.	TO	BLK.	PTS.	AVG.
Chris Webber	67	2622	661	1433	.461	215	354	.607	160	544	704	364	204	1	106	215	88	1542	23.0
Peja Stojakovic	72	2450	497	1034	.481	231	264	.875	61	336	397	141	143	1	72	101	5	1380	19.2
Mike Bibby	55	1835	329	700	.470	161	187	.861	34	113	147	285	93	0	72	127	8	875	15.9
Bobby Jackson	59	1676	340	732	.464	126	149	.846	57	162	219	182	126	0	71	106	3	895	15.2
Vlade Divac	80	2384	305	655	.466	179	251	.713	157	417	574	274	239	3	83	152	105	795	9.9
Doug Christie	80	2710	267	557	.479	141	174	.810	61	281	342	376	186	1	180	144	37	748	9.4
Jim Jackson	63	1309	204	462	.442	47	55	.855	84	178	262	118	132	0	31	80	4	487	7.7
Keon Clark	80	1780	226	451	.501	84	128	.656	138	313	451	80	227	2	38	94	150	536	6.7
Hedo Turkoglu	67	1175	165	391	.422	88	110	.800	35	153	188	87	125	0	25	50	12	447	6.7
Gerald Wallace	47	571	90	183	.492	39	74	.527	38	90	128	23	68	0	24	44	15	220	4.7
Damon Jones	49	709	80	210	.381	20	27	.741	11	59	70	80	42	0	18	23	4	224	4.6
Scot Pollard	23	325	40	87	.460	23	38	.605	46	60	106	6	50	0	13	15	15	103	4.5
Lawrence Funderburke	27	229	32	72	.444	10	17	.588	17	38	55	8	25	0	1	6	11	74	2.7
Mateen Cleaves	12	55	6	23	.261	3	4	.750	1	7	8	10	6	0	2	14	0	16	1.3
Kings	82	19830	3242	6990	.464	1367	1832	.746	900	2751	3651	2034	16668		736	1192	457	8342	101.7
Opponents	82	19830	2991	7125	.420	1454	1962	.741	1145	2614	3759	1759	16359		684	1262	356	7809	95.2

3-Pt. FG: Sacramento Kings 491-1288 (.381); Cleaves 1-1 (1.000); J. Jackson 32-71 (.451); Bibby 56-137 (.409); Christie 73-185 (.395); Stojakovic 155-406 (.382); B. Jackson 89-235 (.379); Turkoglu 29-78 (.372); Jones 44-121 (.364); Wallace 1-4 (.250); Divac 6-25 (.240); Webber 5-21 (.238); Clark 0-4. Opponents 373-1166 (.320).

## 2002-03 PLAYOFFS

### First Place in Pacific Division

#### First Round (4-1)

April 19	Sacramento	96	vs.	Utah	90
April 21	Sacramento	108	vs.	Utah	95
April 26	Sacramento	104	@	Utah	107
April 28	Sacramento	99	@	Utah	82
April 30	Sacramento	111	vs.	Utah	91

\* = OT

#### Semifinals (3-4)

May 6	Sacramento	124	@	Dallas	113
May 8	Sacramento	110	@	Dallas	132
May 10	Sacramento	137	vs.	Dallas	141**
May 11	Sacramento	99	vs.	Dallas	83
May 13	Sacramento	93	@	Dallas	112
May 15	Sacramento	115	vs.	Dallas	109
May 17	Sacramento	99	@	Dallas	112

## TEAM NOTES

- Despite numerous injuries, the Kings finished with the third-best record in the NBA, 59-23, and claimed their second straight Pacific Division title.
- Kings guard Bobby Jackson became the first Kings player and only the second point guard in NBA history to win the NBA Sixth Man of the Year award.



# 2002-03 GAME-BY-GAME

G	DATE	SCORE	+/-	OPPONENT	W/L	REC	KINGS HI. SCORER/REBOUNDER	OPP. HI. SCORER/REBOUNDER	ATT
1	10/29	94-67	+27	Cleveland	W	1-0	Jones-18/Webber-14	Davis-17/Hill-11	17,317
2	10/31	100-72	+28	Portland	W	2-0	Stojakovic-26/B. Jackson,Wallace-10	Wallace-24/Davis-11	17,317
3	11/2	116-99	+17	@Memphis	W	3-0	Divac-24/Clark-10	Gasol-20/Gasol,Swift-7	17,112
4	11/3	78-88	-10	@Miami	L	3-1	Clark-19/Divac-10	Jones-16/Grant-14	15,468
5	11/5	121-125	-4	@Orlando	L	3-2	B. Jackson-26/Funderburke-12	McGrady-41/Burke,McGrady-8	14,292
6	11/6	88-95	-7	@New York	L	3-3	Webber-22/Webber-11	Houston-21/Harrington-8	19,763
7	11/8	99-91	+8	Memphis	W	4-3	Stojakovic-22/Webber-17	Gooden-23/Swift-10	17,317
8	11/10	105-97	+8	Atlanta	W	5-3	Webber-27/Divac-10	Abdur-Rahim-32/Ratliff-13	17,317
9	11/13	104-93	+11	@Golden State	W	6-3	Webber-33/B. Jackson-9	Jamison-31/Dampier-12	18,369
10	11/15	97-111	-14	@Seattle	L	6-4	Webber-24/Clark-9	Payton-24/Mason-17	17,072
11	11/17	101-99	+2	Orlando	W	7-4	Webber-24/Divac,Webber-10	McGrady-36/McGrady-14	17,317
12	11/19	111-98	+13	Chicago	W	8-4	Christie,B. Jackson-22/Divac-10	Baxter-17/Marshall-10	17,317
13	11/20	93-89	+4	@L.A. Clippers	W	9-4	B. Jackson,Webber-19/Clark-11	Maggette-30/Olowokandi-12	18,087
14	11/22	118-101	+17	Phoenix	W	10-4	B. Jackson-24/Webber-13	Marbury-39/Marion-10	17,317
15	11/23	95-94	+1	@Portland	W	11-4	Webber-24/Webber-10	Wallace-30/Wallace-9	18,782
16	11/26	91-85	+6	@Cleveland	W	12-4	Webber-28/Webber-11	Davis-22/Hill,Ilgaukas-11	11,595
17	11/27	74-90	-16	@Minnesota	L	12-5	Webber-19/Webber-11	Garnett-20/Garnett-13	17,821
18	11/29	107-94	+13	L.A. Clippers	W	13-5	B. Jackson-31/Wallace-10	Brand-25/Brand-12	17,317
19	12/1	103-84	+19	Houston	W	14-5	Wallace-21/Wallace-8	Francis-22/Thomas-8	17,317
20	12/3	98-86	+12	Minnesota	W	15-5	B. Jackson-24/Webber-11	Hudson-19/Garnett-16	17,317
21	12/4	92-90	+2	@Denver	W	16-5	Webber-31/Divac-14	Whitney-22/Howard-7	13,002
22	12/6	98-77	+21	Denver	W	17-5	Christie 23/Webber-11	Posey-22/Howard-10	17,317
23	12/8	104-80	+24	@San Antonio	W	18-5	J. Jackson,Webber-23/Webber-13	Duncan-16/Duncan-13	16,873
24	12/10	96-103	-7	@Houston	L	18-6	Webber-30/Webber-11	Francis-32/Yao-15	13,158
25	12/14	98-96	+2	@Utah	W	19-6	Webber-27/Webber-13	Kirilenko-18/Cheaney,Jackson-8	19,911
26	12/15	107-92	+15	New Orleans	W	20-6	Webber-28/Webber-8	Davis-23/Brown-13	17,317
27	12/17	95-86	+9	Phoenix	W	21-6	Webber-27/Divac,Webber-12	Jacobsen-15/Outlaw-11	17,317
28	12/19	81-83	-2	San Antonio	L	21-7	Webber-23/Webber-12	Duncan-23/Duncan-14	17,317
29	12/21	101-110	-9	@Phoenix	L	21-8	Webber-29/Webber-15	Marbury,Marion-28/Stdmre-12	18,133
30	12/22	103-88	+15	Golden State	W	22-8	Stojakovic,Webber-20/Webber-12	Jamison-20/Foyle-15	17,317
31	12/25	105-99	+6	@L.A. Lakers	W	23-8	Stojakovic-26/Webber-15	Bryant,O'Neal-27/O'Neal-17	18,997
32	12/28	113-119*	-6	Portland	L	23-9	Bibby-22/Webber-10	Wells-32/Davis-14	17,317
33	1/4	87-76	+11	@Denver	W	24-9	Bibby-24/Stojakovic-10	Howard-20/Howard-15	17,393
34	1/5	96-70	+26	Miami	W	25-9	Bibby-22/Divac-12	C. Butler-16/Grant-12	17,317
35	1/7	101-76	+25	@Milwaukee	W	26-9	Bibby-20/Webber-13	Allen-16/Johnson-7	16,072
36	1/9	118-82	+36	@New Jersey	W	27-9	Stojakovic-24/Webber-11	Collins,Harris,Johnson-11/Martin-13	20,049
37	1/10	109-115*	-6	@Minnesota	L	27-10	Webber-30/Webber-8	Smith-25/Garnett-15	16,591
38	1/12	106-98	+8	Memphis	W	28-10	Stojakovic-30/Divac,Webber-10	Gasol-26/Gasol-12	17,317
39	1/15	123-94	+29	Dallas	W	29-10	Webber-29/Webber-15	Van Exel-20/Nowitzki-9	17,317
40	1/18	107-112	-5	@L.A. Clippers	L	29-11	Stojakovic-37/Divac-10	Brand-34/Brand-15	20,037
41	1/20	102-80	+22	@Golden State	W	30-11	Divac,Stojakovic,Webber-16/Divac-11	Richardson-28/Murphy-15	19,871
42	1/21	109-102	+7	New Jersey	W	31-11	Webber-36/Webber-15	Kidd-27/Martin-13	17,317
43	1/23	104-98	+6	@Memphis	W	32-11	Webber-26/Divac-11	Gasol-24/Gasol-17	13,228
44	1/24	104-115	-11	@Atlanta	L	32-12	Webber-32/Webber-13	Robinson-29/Abdur-Rahim-9	15,697
45	1/26	97-101	-4	@Toronto	L	32-13	Bibby-30/Webber-19	Carter-22/J. Williams-14	19,800
46	1/28	92-102	-10	Utah	L	32-14	Stojakovic-32/Divac,Stojakovic-6	Malone-29/Malone-10	17,317
47	1/30	95-77	+18	@Seattle	W	33-14	Turkoglu-22/Stojakovic-14	Lewis-25/Mason-11	16,286
48	1/31	113-124	-11	L.A. Lakers	L	33-15	Stojakovic-36/Turkoglu-7	Bryant-38/O'Neal-10	17,317
49	2/2	89-105	-16	@Houston	L	33-16	Stojakovic-31/4 players-6	Griffin-22/Yao-11	16,285
50	2/4	110-109	+1	@Dallas	W	34-16	Bibby-27/Stojakovic-14	Finley,Nowitzki-28/Nowitzki-16	20,102
51	2/5	84-108	-24	@New Orleans	L	34-17	Stojakovic-20/Clark-9	Mashburn-26/Brown-10	17,217
52	2/11	99-80	+19	Washington	W	35-17	Stojakovic-20/Christie-12	Hughes-19/Laettner-11	17,317
53	2/14	110-81	+29	Seattle	W	36-17	Stojakovic-24/Clark-14	Payton-20/Payton-7	17,317
54	2/16	101-104	-3	San Antonio	L	36-18	Divac-22/Clark-13	Duncan-34/Duncan-12	17,317
55	2/18	102-93	+9	Milwaukee	W	37-18	Stojakovic-26/Divac-19	Kukoc-21/Caffey-11	17,317
56	2/20	105-83	+22	Boston	W	38-18	Clark,Christie-18/Clark,Stojakovic-9	Pierce-22/Pierce-12	17,317
57	2/23	99-92	+7	New York	W	39-18	Webber-20/Webber-11	Thomas-17/Weatherspoon-11	17,317
58	2/25	81-75	+6	Detroit	W	40-18	Webber-19/Webber-13	Hamilton-18/Wallace-19	17,317
59	2/27	126-124*	+2	@Dallas	W	41-18	Stojakovic-36/Clark-11	Nowitzki-36/Nowitzki-13	20,059
60	3/1	100-108	-8	@San Antonio	L	41-19	Webber-36/Webber-9	Parker-32/Duncan-15	18,797
61	3/3	107-99	+8	Philadelphia	W	42-19	Webber-29/Divac-13	Iverson-35/Coleman-10	17,317
62	3/5	96-95*	+1	Minnesota	W	43-19	Webber-25/Stojakovic,Webber-11	Garnett-27/Garnett-24	17,317
63	3/7	108-105*	+3	@Utah	W	44-19	Bibby,Webber-24/Webber-15	Malone-25/Ostertag-11	19,911
64	3/9	107-88	+19	Indiana	W	45-19	Bibby,B. Jackson-17/Webber-12	Harrington-27/Foster,Harrington-11	17,317
65	3/13	84-109	-25	@Phoenix	L	45-20	Webber-22/Webber-11	Marion-27/Stoudamire,Marion-11	18,184
66	3/14	119-84	+35	Toronto	W	46-20	Webber-26/Webber-10	Carter,Peterson-16/N'diaye-10	17,317
67	3/16	123-129*	-6	Dallas	L	46-21	Stojakovic-30/Webber-15	Nowitzki-34/Nowitzki-18	17,317
68	3/18	117-91	+26	Golden State	W	47-21	Stojakovic-20/Pollard-12	Arenas-22/Dampier-11	17,317
69	3/20	107-99	+8	L.A. Lakers	W	48-21	Webber-26/Webber-11	Bryant-34/Bryant,O'Neal-13	17,317
70	3/22	113-104	+9	@Portland	W	49-21	Stojakovic-30/Webber-15	Wallace-31/Davis,Wallace-6	20,580
71	3/23	109-108	+1	Houston	W	50-21	Webber-24/Divac-12	Francis-38/Yao-19	17,317
72	3/27	93-83	+10	L.A. Clippers	W	51-21	Webber-23/Divac-13	Wilcox-16/Ely-12	17,317
73	3/29	107-92	+15	@Chicago	W	52-21	Stojakovic-27/Pollard-13	Curry-24/Curry-14	22,638
74	3/30	88-99	-11	@Detroit	L	52-22	Webber-22/Webber-8	Robinson-21/Wallace-16	22,076
75	4/1	103-98	+5	@Indiana	W	53-22	Stojakovic-26/Pollard-16	O'Neal-24/B. Miller-11	17,088
76	4/2	105-99	+6	@Washington	W	54-22	Webber-28/Webber-9	Stackhouse-27/Lue-8	20,172
77	4/4	93-92	+1	@Boston	W	55-22	Webber-27/Webber-11	Pierce-40/Bremer,Walker,Williams-6	18,624
78	4/6	97-81	+16	@Philadelphia	W	56-22	Stojakovic,Webber-21/Webber-11	Iverson-24/Coleman-10	20,702
79	4/8	107-85	+22	Seattle	W	57-22	Webber-20/Clark-8	Allen,Drobnjak-22/Evans,Radmanovic-8	17,317
80	4/10	104-117	-13	@L.A. Lakers	L	57-23	Bibby,Webber-24/Webber-9	Bryant-34/O'Neal-16	18,997
81	4/11	105-103	+2	Denver	W	58-23	Webber-29/Webber-10	Howard-24/Camby-16	17,317
82	4/16	95-84	+11	Utah	W	59-23	Webber-15/B. Jackson-7	Kirilenko-15/Massenburg,Ostertag-6	17,317

\* = OT

# 2003-04 SACRAMENTO KINGS



Front row — from left to right, Tony Massenburg, Brad Wallace, Vlade Divac, Chris Webber, Peja Stojakovic, Jabari Smith, Darius Songaila. Back row — from left to right, Assistant Coach/Scout Bubba Burrage, Assistant Coach John Wetzel, Assistant Coach Elston Turner, Head Coach Rick Adelman, Anthony Peeler, Bobby Jackson, Mike Bibby, Rodney Buford, Doug Christie, Assistant Coach Pete Carril, Trainer Pete Youngman, President, Basketball Operations Geoff Petrie, Vice President, Basketball Operations Wayne Cooper.

## FINAL STATISTICS

PLAYER	G.	MIN.	FGM	FGA	PCT.	FTM	FTA	PCT.	OFF.	DEF.	TOT.	AST.	PF	DQ	STL.	TO	BLK.	PTS.	AVG.
Peja Stojakovic	81	3264	665	1386	.480	394	425	.927	91	417	508	173	159	0	108	153	14	1964	24.2
Chris Webber	23	831	174	421	.413	81	114	.711	48	152	200	105	76	1	31	60	20	430	18.7
Mike Bibby	82	2980	527	1170	.450	304	373	.815	67	210	277	444	146	0	112	175	18	1506	18.4
Brad Miller	72	2621	373	731	.510	256	329	.778	191	552	743	312	247	7	68	144	86	1014	14.1
Bobby Jackson	50	1185	263	592	.444	81	109	.752	55	119	174	105	106	1	49	63	8	689	13.8
Doug Christie	82	2780	317	688	.461	148	172	.860	69	260	329	347	186	0	151	155	41	831	10.1
Vlade Divac	81	2317	314	668	.470	170	260	.654	136	327	463	432	222	2	57	173	77	800	9.9
Anthony Peeler	75	1391	156	348	.448	68	61	.836	31	122	153	120	103	0	56	77	10	431	5.7
Darius Songaila	73	976	133	273	.487	71	88	.807	91	134	225	48	126	1	42	43	12	337	4.6
Tony Massenburg	59	789	104	219	.475	43	63	.683	57	131	188	29	144	0	14	45	18	251	4.3
Jabari Smith	31	168	26	70	.371	12	20	.600	11	20	31	11	25	0	2	7	6	64	2.1
Gerald Wallace	37	337	32	89	.360	11	24	.458	35	39	74	19	37	0	14	8	14	75	2.0
Rodney Buford	22	141	19	56	.339	3	6	.500	6	9	15	7	9	0	6	4	1	41	1.9
Kings	82	19780	3103	6711	.462	1626	2044	.796	888	2492	3380	2152	1586	12	710	1137	325	8433	102.8
Opponents	82	19780	3140	6920	.454	1333	1780	.749	1080	2521	3601	1743	1817	20	651	1225	413	8022	97.8

3-Pt. FG: Sacramento Kings 601-1498 (.401); Peeler 68-141 (.482); Stojakovic 240-554 (.433); Bibby 148-378 (.392); Jackson 81-219 (.370); Christie 49-142 (.345); Miller 12-38 (.316); Webber 1-5 (.200); Divac 2-13 (.154); Massenburg 0-1; Buford 0-2; Wallace 0-2; Smith 0-3. Opponents 409-1205 (.339).

## 2003-04 PLAYOFFS

### Second Place in Pacific Division

#### First Round (4-1)

April 18	Sacramento	116	vs.	Dallas	105
April 20	Sacramento	83	vs.	Dallas	79
April 24	Sacramento	79	@	Dallas	104
April 26	Sacramento	94	@	Dallas	92
April 29	Sacramento	119	vs.	Dallas	118

#### Semifinals (3-4)

May 4	Sacramento	104	@	Minnesota	98
May 8	Sacramento	89	@	Minnesota	94
May 10	Sacramento	113	vs.	Minnesota	114*
May 12	Sacramento	87	vs.	Minnesota	81
May 14	Sacramento	74	@	Minnesota	86
May 16	Sacramento	104	vs.	Minnesota	87
May 19	Sacramento	80	@	Minnesota	83

\* = OT

## TEAM NOTES

- Kings finished second in the Pacific Division, compiling a 55-27 regular season record. It marked the fourth straight season in which the team had won 55 or more games.
- Kings forward-guard Peja Stojakovic finished second in the NBA in scoring (24.2 ppg) and led the league in free throw shooting (.927), becoming the first King to do so since Spud Webb (.934) during the 1994-95 season.

# 2003-04 GAME-BY-GAME

G	DATE	SCORE	+/-	OPPONENT	W/L	REC	KINGS HI. SCORER/REBOUNDER	OPP. HI. SCORER/REBOUNDER	ATT
1	10/29	106-92	+14	Cleveland	W	1-0	Stojakovic-22/Miller-9	James-25/Boozler-11	17,317
2	10/31	100-89	+11	Philadelphia	W	2-0	Stojakovic-28/Miller-9	Iverson-27/Coleman-10	17,317
3	11/1	88-109	-21	@Denver	L	2-1	Stojakovic-19/Miller-12	Anthony-23/Camby-12	18,111
4	11/5	125-121*	+4	@Minnesota	W	3-1	Stojakovic-34/Divac,Miller-8	Garnett-28/Garnett-11	15,889
5	11/7	111-114	-3	@New York	L	3-2	Stojakovic-36/Divac-7	Houston-39/Thomas-14	19,333
6	11/9	82-91	-9	@Boston	L	3-3	Miller-19/Miller-16	Baker-18/Baker-13	16,502
7	11/11	97-91	+6	Detroit	W	4-3	Bibby-23/Stojakovic-10	Hamilton-19/Okur-9	17,317
8	11/13	110-112*	-2	@Portland	L	4-4	Stoj.-27/Massenburg,Miller-7	Randolph-28/Randolph-14	17,422
9	11/14	94-64	+30	Toronto	W	5-4	Stojakovic-17/Miller-12	Carter,Murray-13/Davis-10	17,317
10	11/16	106-104	+2	Golden State	W	6-4	Stojakovic-33/Stojakovic-11	Richardson-31/Dampier-15	17,317
11	11/19	118-110	+8	@Utah	W	7-4	Stojakovic-30/Miller-13	Arroyo-25/Ostertag-10	17,664
12	11/21	122-92	+30	Orlando	W	8-4	Miller-22/Miller-14	Giricek-19/Hunter,McGrady-9	17,317
13	11/23	110-99	+11	Chicago	W	9-4	Stojakovic-21/Miller-10	Crawford-19/Chandler-12	17,317
14	11/25	109-89	+20	Memphis	W	10-4	Stojakovic-26/Stojakovic-9	Gasol-21/Gasol-10	17,317
15	11/28	103-74	+29	Houston	W	11-4	Miller-29/Christie,Miller-7	Mobley-17/Yao-8	17,317
16	11/30	105-92	+13	New Jersey	W	12-4	Stojakovic-25/Miller-11	Rogers-23/Martin-7	17,317
17	12/5	109-112*	-3	Minnesota	L	12-5	Miller-35/Stojakovic-11	Sprewell-37/Garnett-25	17,317
18	12/7	91-88	+3	Indiana	W	13-5	Stojakovic-27/Miller-15	O'Neal-20/O'Neal-13	17,317
19	12/9	105-95	+10	LA Clippers	W	14-5	Stojakovic-26/Bibby-7	Maggette-27/Kaman-14	17,317
20	12/12	100-93	+7	@Utah	W	15-5	Bibby-25/Miller,Stojakovic-8	Bell-17/Ostertag-12	19,678
21	12/14	107-102	+5	Phoenix	W	16-5	Stojakovic-36/Jackson,Miller-9	Marion-32/Marion-12	17,317
22	12/16	100-105	-5	@Memphis	L	16-6	Stojakovic-27/Miller-16	Gasol-22/Wright-13	11,210
23	12/18	101-90	+11	@New Orleans	W	17-6	Miller-21/Miller-14	Davis-23/Magloire-13	13,769
24	12/19	98-86	+12	@Atlanta	W	18-6	Stojakovic-31/Miller-12	Terry-25/Abdur-Rahim-10	11,666
25	12/21	117-98	+19	Portland	W	19-6	Stojakovic-29/Miller-14	Wallace-27/Randolph-13	17,317
26	12/23	114-97	+17	Memphis	W	20-6	Stojakovic-41/Miller-17	Gasol-23/Gasol-10	17,317
27	12/25	103-111	-8	Dallas	L	20-7	Bibby-23/Miller-12	Nowitzki-31/Nowitzki-14	17,317
28	12/26	91-98	-7	@Golden State	L	20-8	Bibby-28/Miller-10	Richardson-25/Murphy-14	20,192
29	12/28	98-89	+9	Utah	W	21-8	Stojakovic-37/Christie-9	Kirilenko-21/Harpring,Kirilko-11	17,317
30	1/3	116-109	+7	@LA Clippers	W	22-8	Bibby-24/Miller-11	Drobnjak-22/Brand-9	18,252
31	1/4	130-99	+31	Seattle	W	23-8	Stojakovic-24/Miller-11	Lewis-18/Evans,Radmanovic-6	17,317
32	1/6	105-89	+16	Atlanta	W	24-8	Stojakovic-28/Miller-10	Abdur-Rahim,Jackson-19/Ab-Rahim,Henderson-8	17,317
33	1/7	93-104	-11	@Seattle	L	24-9	Bibby,Stojakovic-19/Miller-17	Allen-22/Evans-12	15,035
34	1/9	113-93	+20	@Phoenix	W	25-9	Stojakovic-29/Stojakovic-12	Johnson-23/Marion-11	16,848
35	1/11	117-106	+11	Denver	W	26-9	Stojakovic-33/Stojakovic-8	Miller-30/Anthony-12	17,317
36	1/13	90-86	+4	Miami	W	27-9	Stojakovic-24/Miller-9	Odom-21/Odom-12	17,317
37	1/16	103-83	+20	LA Lakers	W	28-9	Stojakovic-23/Miller-14	Rush-30/Sampson,Medv.-9	17,317
38	1/19	125-100	+25	@LA Clippers	W	29-9	Stojakovic-31/Miller-8	Brand-24/Maggette-9	17,325
39	1/20	104-109*	-5	Portland	L	29-10	Stojakovic-34/Jackson-10	Anderson-29/Wallace-15	17,317
40	1/22	95-89	+6	@Cleveland	W	30-10	Stojakovic-37/Miller-15	Wagner-20/Boozler-11	17,720
41	1/23	95-109	-14	@Memphis	L	30-11	Divac-17/Divac-12	Miller-27/Wright-14	17,119
42	1/25	99-108	-9	@Dallas	L	30-12	Stojakovic-24/Miller-17	Finley-23/Nowitzki-12	20,284
43	1/28	99-94	+5	@Houston	W	31-12	Bibby-28/Stojakovic-9	J. Jackson-28/Taylor-14	18,209
44	1/29	96-91	+5	@San Antonio	W	32-12	Stojakovic-22/Divac-9	Duncan-35/Duncan-18	17,669
45	1/31	110-103	+7	@Seattle	W	33-12	Stojakovic-29/Miller-17	Daniels-30/Allen-8	17,072
46	2/3	117-101	+16	Seattle	W	34-12	Stojakovic-26/Miller-15	Lewis-25/Evans,Potapenko-8	17,317
47	2/6	94-102	-8	San Antonio	L	34-13	Bibby,Divac,Stojakovic-20/Miller-11	Duncan-28/Duncan-14	17,317
48	2/8	115-92	+23	Denver	W	35-13	Stojakovic-35/Divac,Miller-10	Anthony-24/Camby-16	17,317
49	2/10	124-117	+7	@Milwaukee	W	36-13	Stojakovic-31/Miller-8	Kukoc,Mason-21/Skinner-10	17,407
50	2/11	96-94	+2	@Detroit	W	37-13	Bibby-26/Miller-15	Hamilton-27/Wallace-19	22,076
51	2/17	127-111	+16	Boston	W	38-13	Stojakovic-28/Divac-11	Davis-32/Mihm-8	17,317
52	2/19	75-92	-17	@Minnesota	L	38-14	Stojakovic-15/Divac-8	Garnett-22/Garnett-24	18,667
53	2/20	91-83	+8	@Chicago	W	39-14	Stojakovic-24/Divac,Songaila-11	Crawford-23/Davis-12	20,172
54	2/22	96-81	+15	@Toronto	W	40-14	Stoj.-27/Massenburg,Songaila-10	Bosh-20/Marshall-13	19,800
55	2/24	107-99	+8	New York	W	41-14	Bibby-28/Songaila-13	T. Thomas-33/K. Thomas-10	17,317
56	2/26	103-101	+2	@L.A. Lakers	W	42-14	Stojakovic-37/Stojakovic-9	Bryant-35/Bryant-11	18,997
57	2/27	97-102	-5	Utah	L	42-15	Bibby-26/Divac-8	Kirilenko-24/Ostertag,Kirilenko-11	17,317
58	2/29	108-94	+14	Phoenix	W	43-15	Stojakovic-32/Miller-10	Stoudemire-33/Stoudemire-17	17,317
59	3/2	113-106	+7	L.A. Clippers	W	44-15	Webber-26/Webber-12	Maggette-32/Brand,Richardson-8	17,317
60	3/4	114-105	+9	@Philadelphia	W	45-15	Stojakovic-27/Miller-7	Iverson-32/Dalembert-15	18,798
61	3/6	96-102	-6	@Miami	L	45-16	Bibby-24/Miller-11	Odom-30/Odom-19	16,500
62	3/7	107-90	+17	@Orlando	W	46-16	Stojakovic-28/Miller-13	Howard-26/Howard-8	15,625
63	3/9	96-92	+4	Golden State	W	47-16	Christie-23/Webber-11	Dampier-26/Dampier-18	17,317
64	3/11	120-102	+18	Dallas	W	48-16	Christie,Stojakovic-22/Miller-16	Nowitzki-21/Walker-9	17,317
65	3/12	81-83	-2	@Portland	L	48-17	Stojakovic-18/Stojakovic-9	Stoudemire-20/Randolph-14	20,308
66	3/14	101-87	+14	San Antonio	W	49-17	Bibby-24/Miller-13	Ginobili-16/Nesterovic-13	17,317
67	3/16	77-94	-17	@New Jersey	L	49-18	Bibby-17/Webber-9	Kittles-24/Collins-10	16,949
68	3/17	108-114	-6	@Washington	L	49-19	Stojakovic-25/Miller-8	Brown-30/Brown-19	15,255
69	3/19	94-92	+2	@Indiana	W	50-19	Bibby-25/Webber-16	O'Neal-23/Foster-12	18,345
70	3/21	100-95	+5	Houston	W	51-19	Stojakovic-29/Webber-15	Taylor-23/J. Jackson-11	17,317
71	3/23	101-112	-11	Milwaukee	L	51-20	Bibby-27/Webber-10	Redd-26/Van Horn-11	17,317
72	3/24	91-115	-24	@LA Lakers	L	51-21	Stojakovic-20/Stojakovic-8	Bryant-36/O'Neal-16	18,997
73	3/28	100-92	+8	Washington	W	52-21	Stojakovic-29/Stojakovic-11	Arenas-27/Brown-15	17,317
74	3/31	89-107	-18	@San Antonio	L	52-22	Stojakovic-19/Songaila-9	Ginobili-29/Duncan,Nesterovic,Turkoglu-7	18,797
75	4/1	117-127	-10	@Dallas	L	52-23	Bibby-23/Webber-11	Finley-29/Nowitzki-10	20,533
76	4/4	99-94	+5	@Houston	W	53-23	Stojakovic-28/Stojakovic-11	Yao-21/Yao-10	18,148
77	4/6	105-91	+14	New Orleans	W	54-23	Stojakovic-26/Miller-10	Armstrong-21/Magloire-13	17,317
78	4/8	86-94	-8	Minnesota	L	54-24	Webber-21/Webber-11	Cassell-29/Garnett-17	17,317
79	4/9	96-101	-5	@Phoenix	L	54-25	Bibby-26/Miller-15	Johnson-24/McDyess-15	18,422
80	4/11	102-85	+17	LA Lakers	W	55-25	Webber-25/Webber-12	Payton-15/Malone-11	17,317
81	4/12	89-97	-8	@Denver	L	55-26	Stojakovic-20/Miller-8	Miller-21/Camby-21	19,746
82	4/14	91-97	-6	@Golden State	L	55-27	Stojakovic-27/Miller-11	Richardson-28/Boyle-17	19,831

\* = OT

# 2004-05 SACRAMENTO KINGS



Front row — from left to right, Owner Gavin Maloof, Darius Songaila, Brian Skinner, Brad Miller, Peja Stojakovic, Kenny Thomas, Corliss Williamson, Owner Joe Maloof. **Middle row — from left to right,** Assistant Coach/ Scout Bubba Burrage, Assistant Coach Elston Turner, Assistant Coach T.R. Dunn, Head Coach Rick Adelman, Bobby Jackson, Mike Bibby, Eddie House, Assistant Coach Pete Carril, Trainer Pete Youngman, President of Basketball Operations Geoff Petrie. **Back row — from left to right,** Maurice Evans, Kevin Martin, Erik Daniels, Greg Ostertag.

## FINAL STATISTICS

PLAYER	G.	MIN.	FGM	FGA	PCT.	FTM	FTA	PCT.	OFF.	DEF.	TOT.	AST.	PF	DQ	STL.	TO	BLK.	PTS.	AVG.
Chris Webber*	46	1668	412	917	.449	143	179	.799	94	353	447	252	144	3	68	133	34	978	21.3
Peja Stojakovic	66	2534	451	1016	.444	253	275	.920	62	223	285	138	157	0	79	102	12	1329	20.1
Mike Bibby	80	3084	560	1264	.443	320	413	.775	77	255	332	541	191	0	124	203	30	1571	19.6
Cuttino Mobley (Tot)	66	2388	408	932	.438	168	205	.820	45	184	229	188	152	1	74	133	30	1134	17.2
Cuttino Mobley (Sac)	43	1662	280	636	.440	113	136	.831	34	132	166	146	103	0	51	92	21	765	17.8
Brad Miller	56	2089	319	609	.524	233	287	.812	139	382	521	220	181	4	69	82	68	876	15.6
Kenny Thomas (Tot)	73	2167	367	781	.470	173	227	.762	184	351	535	152	227	3	67	131	17	908	12.4
Kenny Thomas (Sac)	26	823	150	305	.492	78	108	.722	78	149	227	75	76	0	27	48	11	378	14.5
Bobby Jackson	25	536	109	255	.427	50	58	.862	23	62	85	59	58	1	14	28	2	301	12.0
Corliss Williamson (Tot)	72	1527	273	584	.467	195	244	.799	104	155	259	78	218	3	38	86	15	741	10.3
Corliss Williamson (Sac)	24	471	79	167	.473	65	79	.823	31	50	81	35	74	2	12	26	3	223	9.3
Darius Songaila	81	1668	257	488	.527	94	111	.847	125	219	344	114	206	2	51	70	18	608	7.5
Doug Christie*	31	996	83	204	.407	50	56	.893	29	94	123	153	61	0	43	68	13	226	7.3
Maurice Evans	65	1233	165	373	.442	59	78	.756	88	113	201	45	104	1	37	34	8	416	6.4
Eddie House (Tot)	68	891	165	366	.451	23	27	.852	16	67	83	96	65	0	44	35	6	397	5.8
Eddie House (Sac)	50	550	98	214	.458	13	14	.929	14	47	61	67	39	0	18	22	3	237	4.7
Brian Skinner (Tot)	49	941	104	205	.507	25	70	.357	107	173	280	43	102	0	31	40	49	233	4.8
Brian Skinner (Sac)	25	695	82	148	.554	20	53	.377	84	134	218	38	73	0	26	27	43	184	7.4
Matt Barnes	43	715	62	151	.411	35	58	.603	49	84	133	57	80	0	30	45	7	164	3.8
Kevin Martin	45	455	45	117	.385	36	55	.655	29	29	58	22	35	0	16	24	3	131	2.9
Michael Bradley*	8	48	8	12	.667	2	6	.333	5	6	11	2	8	0	0	3	0	18	2.3
Greg Ostertag	56	556	37	84	.440	13	38	.342	55	112	167	37	88	1	7	24	40	87	1.6
Erik Daniels	21	72	6	18	.333	0	0	---	7	11	18	4	7	0	2	6	0	13	0.6
Kings	82	19855	3203	6978	.459	1577	2004	.787	1023	2455	3478	2005	1685	14	674	1073	316	8505	103.7
Opponents	82	19855	3186	6941	.459	1485	2011	.738	1102	2532	3634	1766	1762	9	622	1204	365	8328	101.6

3-Pt. FG: Sacramento Kings 522-1396 (.374); Stojakovic 174-433 (.402); Bibby 131-364 (.360); Mobley 92-217 (.424)SAC, 150-342 (.439)TOT; Jackson 33-96 (.344); House 28-62 (.452)SAC, 44-97 (.454)TOT; Evans 27-82 (.329); Webber 11-29 (.379); Christie 10-39 (.256); Barnes 5-22 (.227); Martin 5-25 (.200); Miller 5-19 (.263); Daniels 1-2 (.500); Thomas 0-1 SAC, 1-5 (.200)TOT; Skinner 0-1 TOT; Ostertag 0-2; Williamson 0-2 TOT; Songaila 0-3. Opponents 471-1318 (.357).

\* Did not finish season with team

## 2004-05 PLAYOFFS

### Second Place in Pacific Division

#### First Round (1-4)

April 23	Sacramento	82	@	Seattle	87
April 26	Sacramento	93	@	Seattle	105
April 29	Sacramento	116	vs.	Seattle	104
May 1	Sacramento	102	vs.	Seattle	115
May 3	Sacramento	118	@	Seattle	122

\* = OT

## TEAM NOTES

- Kings finished second in the Pacific Division, compiling a 50-32 regular season record. It marked the fifth straight season in which the team had won 50 or more games. Sacramento advanced to the postseason for the seventh consecutive season.
- Head Coach Rick Adelman earned his 700th coaching victory with the Kings' 112-93 win versus Portland (3/22/05), becoming the 15th NBA coach to reach the milestone.



# 2004-05 GAME-BY-GAME

G	DATE	SCORE	+/-	OPPONENT	W/L	REC	KINGS HI. SCORER/REBOUNDER	OPP. HI. SCORER/REBOUNDER	ATT
1	11/2	98-107	-9	@Dallas	L	0-1	Miller-24/Webber-10	Nowitzki-33/Nowitzki-10	20,041
2	11/3	85-101	-16	@San Antonio	L	0-2	Bibby-23/Webber-9	Duncan-30/Duncan-14	18,797
3	11/6	101-104*	-3	@Houston	L	0-3	Bibby-31/Webber-13	Yao-33/McGrady-13	18,003
4	11/9	108-92	+16	Toronto	W	1-3	Miller,Webber-21/Miller-12	Alston,Rose-15/Woods-11	17,317
5	11/10	78-108	-30	@Seattle	L	1-4	Miller-17/Miller-9	Allen-20/Fortson-13	14,355
6	11/13	113-111	+2	@Phoenix	W	2-4	Webber-28/Webber-10	Nash,Stoudemire-29/Marion-15	18,422
7	11/14	101-89	+12	Denver	W	3-4	Miller-26/Miller,Webber-9	Anthony-28/Elson-8	17,317
8	11/16	113-106	+7	Chicago	W	4-4	Stojakovic-29/Webber-13	Piatkowski-24/Chandler-14	17,317
9	11/19	107-105	+2	Memphis	W	5-4	Webber-31/Webber-12	Swift-23/Gasol-18	17,317
10	11/21	88-79	+9	Milwaukee	W	6-4	Stojakovic-21/Webber-14	Redd-16/Gadzuric-13	17,317
11	11/23	102-96	+6	Houston	W	7-4	Stojakovic-22/Bibby-9	Yao-29/Taylor-10	17,317
12	11/26	109-106	+3	@LA Lakers	W	8-4	Stojakovic-26/Webber-16	Bryant-40/Odom-14	18,997
13	11/28	110-121	-11	Minnesota	L	8-5	Webber-25/Webber-10	Garnett-28/Garnett-16	17,317
14	11/30	98-93	+5	@Memphis	W	9-5	Stojakovic-29/Webber-11	Miller-25/Gasol-13	14,192
15	12/1	94-81	+13	@New Orleans	W	10-5	Miller-24/Bibby,Webber-7	Wesley-18/Lynch-10	12,133
16	12/3	113-87	+26	Indiana	W	11-5	Webber-29/Miller-13	Tinsley-21/Edwards,Gill,Jones-5	17,317
17	12/5	119-105	+14	Boston	W	12-5	Stojakovic-27/Miller,Webber-10	Blount-18/LaFrentz-14	17,317
18	12/7	109-92	+17	Charlotte	W	13-5	Stojakovic-30/Stojakovic-12	S. Smith-16/Okafor-15	17,317
19	12/10	105-113	-8	@Minnesota	L	13-6	Webber-25/Miller-9	Garnett-35/Garnett-18	19,101
20	12/11	97-92*	+5	@Indiana	W	14-6	Webber-26/Miller-13	Croschere-21/Foster-18	17,091
21	12/14	89-86	+3	@Milwaukee	W	15-6	Bibby-27/Miller-11	Mason-23/Gadzuric-8	13,687
22	12/16	99-115	-16	LA Lakers	L	15-7	Jackson,Webber-20/Songaila-10	Bryant-31/Mihm-8	17,317
23	12/19	107-71	+36	New Orleans	W	16-7	Stojakovic-21/Songaila-11	Brown,Dickau-14/Andersen-7	17,317
24	12/21	104-93	+13	Washington	W	17-7	Stojakovic-26/Webber-10	Arenas-22/Jamison-8	17,317
25	12/23	107-109	-2	Miami	L	17-8	Webber-26/Ostertag-10	O'Neal-25/Haslem-12	17,317
26	12/26	94-98	-4	Golden State	L	17-9	Webber-28/Miller-13	Richardson-26/Murphy-13	17,317
27	12/31	109-102	+7	@Utah	W	18-9	Stojakovic-26/Miller-10	Boozer-25/Boozer,Harpring-10	19,911
28	1/2	86-81	+5	San Antonio	W	19-9	Stojakovic-28/Webber-13	Ginobili-18/Nesterovic-12	17,317
29	1/4	105-98	+7	@New York	W	20-9	Webber-22/Webber-11	Marbury-26/Mohammed-11	19,763
30	1/5	93-96	-3	@Toronto	L	20-10	Bibby-32/Miller-19	Bosh-23/Araujo-14	18,288
31	1/7	100-97	+3	@Atlanta	W	21-10	Bibby-31/Webber-8	Harrington-22/Walker-11	13,626
32	1/8	117-121*	-4	@New Orleans	L	21-11	Stojakovic-37/Miller-16	B. Davis-26/Brown-14	14,635
33	1/11	109-100	+9	Denver	W	22-11	Stojakovic-27/Miller,Songaila-8	Martin-17/Camby-11	17,317
34	1/13	107-93	+14	Utah	W	23-11	Stojakovic-27/Webber-15	Harpring-16/Boozer-9	17,317
35	1/15	99-95	+4	LA Clippers	W	24-11	Webber-36/Webber-10	Brand-25/Brand-14	17,317
36	1/17	89-83	+6	@LA Clippers	W	25-11	Webber-23/Webber-14	Brand-24/Kaman-15	17,139
37	1/18	113-107*	+6	Portland	W	26-11	Webber-32/Webber-13	Van Exel-30/Przybilla-22	17,317
38	1/20	123-96	+27	Cleveland	W	27-11	Webber-27/Webber-13	James-18/Ilgaukas-11	17,317
39	1/23	73-103	-30	San Antonio	L	27-12	Bibby-13/Miller-14	Duncan-23/Duncan-13	17,317
40	1/25	113-93	+20	New Jersey	W	28-12	Miller-31/Miller-12	Carter-23/Krstic-7	17,317
41	1/27	80-90	-10	@San Antonio	L	28-13	Miller-19/Webber-8	Ginobili-25/Duncan-12	18,797
42	1/28	117-111*	+6	@Houston	W	29-13	Webber-30/Miller-14	McGrady-30/Yao-9	18,191
43	1/30	94-84	+10	@Minnesota	W	30-13	Miller-27/Miller-15	Garnett-21/Garnett-13	18,722
44	2/1	101-106	-5	Seattle	L	30-14	Bibby-25/Barnes-8	Lewis-24/Evans-15	17,317
45	2/2	111-107*	+4	@Golden State	W	31-14	Miller-38/Miller-17	Richardson-37/Najera-11	17,347
46	2/4	116-115	+1	New York	W	32-14	Bibby-40/Miller-9	Marbury-37/K. Thomas-17	17,317
47	2/5	108-114	-6	@Portland	L	32-15	Bibby-35/Webber-13	Stoudemire-30/Randolph,Przybilla-12	19,002
48	2/8	123-125	-2	Phoenix	L	32-16	Bibby-27/Miller,Webber-10	Nash-33/Marion-16	17,317
49	2/10	107-115	-8	@Seattle	L	32-17	Stojakovic-28/Webber-9	Allen-34/Evans-12	16,629
50	2/11	113-115	-2	Dallas	L	32-18	Bibby-25/Webber-11	Nowitzki-27/Dampier-8	17,317
51	2/13	104-100	+4	@Boston	W	33-18	Bibby-27/Webber-17	LaFrentz-25/LaFrentz-9	14,252
52	2/15	102-107	-5	@Chicago	L	33-19	Miller-23/Miller,Webber-9	Curry-25/Curry-12	21,789
53	2/16	85-96	-11	@New Jersey	L	33-20	Bibby-25/Webber-10	Carter-21/Collins-13	12,227
54	2/22	114-104	+10	Atlanta	W	34-20	Webber-30/Miller-14	Harrington-25/J. Smith-10	17,317
55	2/24	113-122	-9	@Dallas	L	34-21	Bibby,Mobley-26/Miller-15	Nowitzki-34/Nowitzki-11	20,377
56	2/26	101-99	+2	@Philadelphia	W	35-21	Bibby-19/Thomas-10	Iverson-27/Webber,Dalembt-11	21,068
57	2/27	110-108	+2	@Washington	W	36-21	Bibby-38/Thomas-12	Arenas-43/Brown-10	20,173
58	3/1	87-94	-7	@Charlotte	L	36-22	Williamson-18/Skinner-16	Brezec-19/Okafor-13	11,790
59	3/2	111-114	-3	@Orlando	L	36-23	Stojakovic-28/Songaila-7	Francis-29/Howard-16	13,568
60	3/4	83-104	-21	@Miami	L	36-24	Bibby-22/Skinner-11	Wade-22/Haslem-13	20,122
61	3/6	100-85	+15	Detroit	W	37-24	Bibby,Thomas-19/Skinner-12	R. Wallace-19/B. Wallace-14	17,317
62	3/8	85-82	+3	Memphis	W	38-24	Bibby-26/Evans-14	Cardinal-15/Miller-8	17,317
63	3/11	113-112	+1	LA Clippers	W	39-24	Bibby-28/Skinner,Thomas-9	Maggette-26/Kaman,Magtte-10	17,317
64	3/13	96-111	-15	Houston	L	39-25	Stojakovic-21/Skinner-11	McGrady-22/McGrady-12	17,317
65	3/15	105-94	+11	Orlando	W	40-25	Stojakovic-27/Skinner,Thomas-11	Francis-25/Cato-12	17,317
66	3/17	97-100	-3	@Golden State	L	40-26	Mobley-28/Skinner-11	Richardson-40/Murphy-13	17,836
67	3/19	111-107*	+4	@LA Clippers	W	41-26	Mobley,Stojakovic-24/Skinner-9	Maggette-28/Maggette-12	19,816
68	3/20	94-104	-10	Golden State	L	41-27	Bibby-24/Songaila-9	Murphy-29/Murphy-14	17,317
69	3/22	112-93	+19	Portland	W	42-27	Thomas-24/Thomas-9	Abdur-Rahim-27/Przybilla-21	17,317
70	3/24	109-101	+8	Dallas	W	43-27	Stojakovic-38/Stojakovic-9	Nowitzki-35/Howard-10	17,317
71	3/26	99-113	-14	@Denver	L	43-28	Stojakovic-24/Skinner-8	Anthony-28/Najera-11	19,729
72	3/28	118-109	+9	Philadelphia	W	44-28	Mobley-30/Skinner-19	Iverson-34/Dalembert-16	17,317
73	3/30	82-99	-17	@Detroit	L	44-29	Bibby-26/Thomas-11	Hamilton-24/B. Wallace-14	22,076
74	4/1	128-109	+19	@Cleveland	W	45-29	Bibby,Mobley,Stojakovic-22/Evans,Thomas-8	James-35/James-8	20,562
75	4/3	100-112	-12	Minnesota	L	45-30	Stojakovic-25/Thomas-16	Garnett-30/Garnett-13	17,317
76	4/5	122-101	+21	Seattle	W	46-30	Stojakovic-24/Thomas-8	Allen-23/Evans-12	17,317
77	4/8	119-115	+4	@Portland	W	47-30	Stojakovic-35/Skinner-16	Abdur-Rahim,Miles-23/Przybilla-15	17,539
78	4/10	124-105	+19	LA Lakers	W	48-30	Thomas-32/Thomas-14	Bryant-18/Butler,Grant-5	17,317
79	4/15	115-106	+9	@LA Lakers	W	49-30	Bibby-26/Thomas-9	Butler-34/Walton-12	18,997
80	4/16	98-116	-18	@Phoenix	L	49-31	House-17/Ostertag, Thomas-8	Stoudemire-38/Stoudemire-9	18,422
81	4/18	82-92	-10	@Utah	L	49-32	Bibby-26/Songaila-11	Harpring-24/Harpring-13	18,603
82	4/20	132-107	+25	Phoenix	W	50-32	Mobley,Songaila,Williamson-19/Ostertag-10	Stoudemire-30/Stoudemire-11	17,317

\* = OT

# 2005-06 SACRAMENTO KINGS



**Front row — from left to right,** Owner Gavin Maloof, Francisco Garcia, Ron Artest, Brad Miller, Shareef Abdur-Rahim, Kenny Thomas, Corliss Williamson, Owner Joe Maloof. **Middle row — from left to right,** Assistant Coach/Scout Bubba Burrage, Assistant Coach Elston Turner, Assistant Coach T.R. Dunn, Head Coach Rick Adelman, Jason Hart, Ronnie Price, Mike Bibby, Bonzi Wells, Assistant Coach Pete Carril, Trainer Pete Youngman, President of Basketball Operations Geoff Petrie, Vice President of Basketball Operations Wayne Cooper. **Back row — from left to right,** Jamal Sampson, Sergei Monia, Kevin Martin, Vitaly Potapenko.

## FINAL STATISTICS

PLAYER	G.	MIN.	FGM	FGA	PCT.	FTM	FTA	PCT.	OFF.	DEF.	TOT.	AST.	PF	DQ	STL.	TO	BLK.	PTS.	AVG.
Mike Bibby	82	3167	597	1382	.432	342	403	.849	29	211	240	444	169	0	82	199	10	1728	21.1
Ron Artest (Tot)	56	2207	350	867	.404	206	305	.675	75	211	286	203	164	1	122	131	41	984	17.6
Ron Artest (Sac)	40	1604	241	630	.383	132	184	.717	49	159	208	168	119	1	80	88	30	674	16.9
Peja Stojakovic*	31	1147	171	424	.403	98	105	.933	34	131	165	68	82	2	19	51	2	511	16.5
Brad Miller	79	2923	434	877	.495	280	338	.828	122	493	615	374	234	1	61	180	62	1182	15.0
Bonzi Wells	52	1684	284	613	.463	129	190	.679	142	259	401	144	156	0	94	126	25	707	13.6
Shareef Abdur-Rahim	72	1961	332	632	.525	218	278	.784	106	251	357	149	227	1	48	108	42	887	12.3
Kevin Martin	72	1913	262	546	.480	188	222	.847	58	203	261	97	138	0	55	81	9	778	10.8
Kenny Thomas	82	2293	305	604	.505	138	204	.676	199	419	618	168	196	1	72	135	39	748	9.1
Francisco Garcia	67	1301	130	325	.400	78	101	.772	39	146	185	94	135	0	41	75	47	377	5.6
Corliss Williamson	37	362	43	103	.417	38	49	.776	21	46	67	14	56	0	7	30	4	126	3.4
Jason Hart	66	818	86	221	.389	37	56	.661	12	59	71	70	85	0	31	43	5	218	3.3
Sergei Monia (Tot)	26	343	29	87	.333	10	14	.714	11	41	52	19	41	0	7	12	5	77	3.0
Sergei Monia (Sac)	3	7	0	2	.000	2	2	1.000	0	1	1	0	0	0	1	0	0	2	0.7
Vitaly Potapenko (Tot)	33	353	37	71	.521	10	17	.588	27	37	64	9	50	0	2	16	2	84	2.5
Vitaly Potapenko (Sac)	9	32	5	7	.714	0	0	---	1	1	2	2	6	0	0	2	0	10	1.1
Brian Skinner*	38	429	38	69	.551	12	27	.444	30	71	101	17	54	0	11	18	20	88	2.3
Ronnie Price	29	150	21	58	.362	12	12	1.000	5	10	15	11	10	0	6	10	0	60	2.1
Jamal Sampson	12	39	5	7	.714	0	2	.000	5	13	18	5	5	0	0	0	4	10	0.8
Kings	82	19830	2954	6500	.454	1704	2173	.784	852	2473	3325	1825	16726	608	1199	299	8106	98.9	
Opponents	82	19830	3053	6726	.454	1412	1891	.747	953	2503	3456	1733	188621	656	1199	403	7980	97.3	

3-Pt. FG: Sacramento Kings 494-1408 (.351); Bibby 192-497 (.386); Stojakovic\* 71-179 (.397); Martin 66-179 (.369); Artest 60-199 (.302)SAC, 78-253 (.308)TOT; Garcia 39-137 (.285); Miller 34-88 (.386); Wells 10-45 (.222); Hart 9-31 (.290); Price 6-27 (.222); Abdur-Rahim 5-22 (.227); Williamson 2-2 (1.000); Thomas 0-1; Monia 0-1 SAC, 9-34 (.265)TOT. Opponents 462-1316 (.351).

\* Did not finish season with team

2005-06 PLAYOFFSS			
Fourth Place in Pacific Division			
First Round (2-4)			
April 22	Sacramento	88	@ San Antonio 122
April 25	Sacramento	119	@ San Antonio 128*
April 28	Sacramento	94	vs. San Antonio 93
April 30	Sacramento	102	vs. San Antonio 84
May 2	Sacramento	98	@ San Antonio 109
May 5	Sacramento	83	vs. San Antonio 105

\* = OT

### TEAM NOTES

- Kings finished fourth in the Pacific Division, compiling a 44-38 regular season record. Sacramento advanced to the postseason for the eighth consecutive season, setting a new franchise record for consecutive playoff appearances.
- Sacramento went 25-11 after starting the season 19-27. After acquiring Ron Artest from Indiana for Peja Stojakovic on January 26, the Kings posted a 26-14 record, including 15-3 at ARCO Arena.

# 2005-06 GAME-BY-GAME

G	DATE	SCORE	+/-	OPPONENT	W/L	REC	KINGS HI. SCORER/REBOUNDER	OPP. HI. SCORER/REBOUNDER	ATT
1	11/1	67-93	-26	@ NO/OKC	L	0-1	Stojakovic-18/Abdur-Rahim-8	Brown-20/West-11	19,163
2	11/2	89-98	-9	@ Houston	L	0-2	Wells-22/Wells-18	Barry-24/Yao-10	16,457
3	11/6	118-117	+1	@ Phoenix	W	1-2	Stojakovic-33/Abdur-Rahim-12	Barbosa-23/Marion-14	17,298
4	11/8	88-102	-14	Detroit	L	1-3	Wells-16/Bibby,Miller-6	Prince-25/B.Wallace-14	17,317
5	11/9	91-107	-16	@ Denver	L	1-4	Stojakovic-26/Abdur-Rahim,Stojakovic-7	Camby-20/Camby-11	12,371
6	11/11	101-85	+16	Denver	W	2-4	Stojakovic-23/Abdur-Rahim,Miller-9	Camby-20/Camby-17	17,317
7	11/13	95-105	-10	New York	L	2-5	Stojakovic-31/Abdur-Rahim-13	Frye-19/Curry-8	17,317
8	11/15	119-83	+36	Utah	W	3-5	Bibby-25/Wells-11	Palacio-19/Whaley-7	17,317
9	11/18	103-82	+21	Milwaukee	W	4-5	Stojakovic-19/Miller-8	Smith-21/Magloire-14	17,317
10	11/20	104-106	-2	@ Seattle	L	4-6	Bibby,Stojakovic-25/Wells-11	Allen-28/Collison-9	16,113
11	11/21	93-96	-3	San Antonio	L	4-7	Bibby-33/Wells-14	Parker-23/Duncan-19	17,317
12	11/23	114-105	+9	New Jersey	W	5-7	Bibby-25/Wells-9	Jackson-21/Jackson-9	17,317
13	11/25	106-104	+2	Toronto	W	6-7	Bibby-25/Wells-9	Bosh-22/Peterson-9	17,317
14	11/29	110-92	+18	Charlotte	W	7-7	Bibby-25/Abdur-Rahim-9	Rush-15/Brezec-12	17,317
15	11/30	106-113	-7	@ Golden State	L	7-8	Wells-23/Thomas,Wells-8	Richardson-33/Foyle-13	19,279
16	12/2	87-98	-11	Miami	L	7-9	Miller-18/Miller-15	Wade-27/Haslem-8	17,317
17	12/4	77-85	-8	Minnesota	L	7-10	Bibby-14/Miller-8	Szczerbiak-18/Garnett-10	17,317
18	12/6	97-102	-5	Cleveland	L	7-11	Abdur-Rahim-25/Wells-12	James-30/Gooden,Ilgaukas-7	17,317
19	12/8	95-106	-11	Houston	L	7-12	Bibby-24/Miller-8	McGrady-28/Yao-9	17,317
20	12/10	123-104	+19	@ Seattle	W	8-12	Wells-31/Wells-8	Allen-24/Evans,Wilkins-6	15,982
21	12/11	110-100	+10	NO/OKC	W	9-12	Abdur-Rahim,Stojakovic,Wells-23/Abdur-Rahim.-11	Paul-18/Brown-8	17,317
22	12/13	93-91	+2	@ Minnesota	W	10-12	Wells-20/Wells-7	Szczerbiak-25/Madsen-10	13,989
23	12/14	98-109	-11	@ Detroit	L	10-13	Miller-16/Miller-9	Hamilton-36/B.Wallace-17	22,076
24	12/17	89-90	-1	@ San Antonio	L	10-14	Abdur-Rahim-25/Miller-13	Parker-25/Duncan-14	18,797
25	12/19	103-106*	-3	@ Charlotte	L	10-15	Abdur-Rahim-32/Miller-12	Brezec-26/Okafor-12	14,155
26	12/22	95-105	-10	Dallas	L	10-16	Bibby-22/Abdur-Rahim-8	Nowitzki-37/Howard-13	17,317
27	12/26	92-105	-13	Portland	L	10-17	Stojakovic-19/Miller-12	Randolph-22/Randolph-9	17,317
28	12/27	110-93	+17	@ L.A. Clippers	W	11-17	Bibby-38/Miller-10	Brand-25/Kaman-11	18,151
29	12/30	116-112	+4	Boston	W	12-17	Bibby-33/Miller-10	Davis-33/Jefferson-8	17,317
30	1/3	98-111	-13	Philadelphia	L	12-18	Miller-36/Thomas-14	Iguodala-22/Webber-16	17,317
31	1/6	118-114	+4	L.A. Clippers	W	13-18	Bibby-32/Stojakovic-13	Cassell-28/Brand,Kaman-13	17,317
32	1/8	83-108	-25	Indiana	L	13-19	Thomas-21/Skinner-9	Jackson-31/Foster-10	17,317
33	1/10	85-99	-14	@ Memphis	L	13-20	Bibby-26/Thomas-10	Gasol-27/Miller-10	14,081
34	1/11	88-80	+8	@ Houston	W	14-20	Bibby,Williamson-19/Miller-11	Howard-24/Mutombo-18	12,252
35	1/13	76-90	-14	@ NO/OKC	L	14-21	Miller-18/Thomas-11	West-19/Paul-8	11,343
36	1/15	104-100	+4	Orlando	W	15-21	Bibby-42/Miller-12	Nelson-29/Howard-19	17,317
37	1/17	119-90	+29	Phoenix	W	16-21	Martin-25/Thomas-15	Marion-25/Diaw-10	17,317
38	1/19	118-109*	+8	L.A. Lakers	W	17-21	Bibby-40/Thomas-12	Bryant-51/Odom-10	17,317
39	1/21	78-83*	-10	@ Orlando	L	17-22	Bibby-17/Miller-11	Turkoglu-22/Howard-15	15,766
40	1/22	99-119	-20	@ Miami	L	17-23	Stojakovic-19/Thomas-10	O'Neal-27/Haslem,O'Neal,Wade-6	20,071
41	1/24	103-109	-6	@ Philadelphia	L	17-24	Bibby-44/Thomas-13	Iverson-41/Dalembert,Webber.-13	13,451
42	1/25	106-102*	+4	@ New York	W	18-24	Bibby-35/Miller-15	Marbury-22/Taylor-12	18,106
43	1/27	74-84	-10	@ Boston	L	18-25	Miller-22/Thomas-12	Pierce-18/Perkins-11	18,624
44	1/29	123-124*	-1	@ Toronto	L	18-26	Bibby-42/Thomas-11	Peterson-23/Peterson-10	16,573
45	1/31	98-91	+7	Denver	W	19-26	Martin-25/Wells-14	Anthony-24/Camby-13	17,317
46	2/3	79-89	-10	@ Utah	L	19-27	Artest-20/Wells-10	Kirilenko-24/Kirilenko-11	19,113
47	2/5	96-78	+18	Utah	W	20-27	Bibby-23/Thomas-9	Okur-25/Kirilenko,Okur-8	17,317
48	2/7	104-96	+8	Memphis	W	21-27	Martin,Miller-22/Miller-10	Jackson-24/Battier-10	17,317
49	2/9	98-80	+18	Chicago	W	22-27	Martin-23/Martin-8	Nocioni,Song.-14/Chandler-16	17,317
50	2/10	104-112	-8	@ Phoenix	L	22-28	Artest-28/Thomas-11	Nash-24/Thomas-9	18,422
51	2/12	109-84	+25	Atlanta	W	23-28	Artest,Martin-20/Thomas-10	Childress,Johnson-13/Batista,Pachulia.-6	17,317
52	2/14	105-101*	+4	@ Chicago	W	24-28	Bibby-31/Artest-14	Gordon-30/Chandler-15	19,591
53	2/15	78-84	-6	@ Memphis	L	24-29	Martin-14/Thomas-12	Gasol-24/Wright-9	14,541
54	2/21	102-77	+25	Golden State	W	25-29	Miller-17/Thomas-13	Pietrus-16/Biedrins-8	17,317
55	2/23	85-106	-21	@ L.A. Lakers	L	25-30	Bibby-25/Thomas-13	Bryant-36/George-9	18,997
56	2/27	115-91	+24	Portland	W	26-30	Martin-25/Thomas-11	Skinner-17/Khryapa,Skinner-7	17,317
57	3/1	97-90	+7	@ Cleveland	W	27-30	Thomas-22/Thomas-10	James,Ilgaukas.,Murray-19/James-7	17,363
58	3/3	102-93	+9	@ Atlanta	W	28-30	Miller-24/Miller-10	Harrington-23/Harrington-10	15,200
59	3/5	107-117	-10	@ Washington	L	28-31	Artest-30/Thomas-11	Jamison-31/Haywood,Jamison-8	19,612
60	3/6	109-84	+25	@ New Jersey	W	29-31	Bibby-29/Wells-10	Carter-21/Collins-10	15,749
61	3/8	123-116	+7	@ Milwaukee	W	30-31	Bibby-36/Thomas-12	Redd-32/Magloire-7	14,024
62	3/10	105-93	+12	Memphis	W	31-31	Artest-30/Thomas-10	Gasol-26/Gasol-12	17,317
63	3/12	85-80	+5	Dallas	W	32-31	Miller-17/Miller-10	Nowitzki-24/Nowitzki-13	17,317
64	3/14	114-98	+16	L.A. Lakers	W	33-31	Bibby-29/Miller-11	Bryant-30/Brown-8	17,317
65	3/17	93-98	-5	@ Indiana	L	33-32	Bibby-22/Wells-17	Granger-23/Foster-16	18,345
66	3/19	89-95	-6	@ Minnesota	L	33-33	Bibby-35/Thomas-13	Garnett-37/Garnett-10	18,207
67	3/21	105-96	+9	Seattle	W	34-33	Artest-34/Miller-14	Allen-23/Wilcox-19	17,317
68	3/22	80-87	-7	@ L.A. Lakers	L	34-34	Artest-18/Artest,Miller-10	Bryant-28/Brown-12	18,997
69	3/25	91-89	+2	@ Utah	W	35-34	Bibby-24/Thomas,Wells-8	Boozer-19/Boozer-16	17,867
70	3/26	83-90	-7	Golden State	L	35-35	Abdur-Rahim-24/Thomas-11	Foyle-18/Murphy-13	17,317
71	3/28	84-97	-13	Washington	L	35-36	Bibby-20/Thomas-9	Butler-23/Butler-9	17,317
72	3/29	106-90	+16	@ Portland	W	36-36	Miller-24/Thomas-8	Khryapa-18/Przybilla-12	15,167
73	3/31	96-93	+3	@ Golden State	W	37-36	Wells-22/Thomas,Wells-9	Dunleavy-24/Murphy-12	20,011
74	4/2	106-96	+10	L.A. Clippers	W	38-36	Artest-26/Miller-9	Cassell,Kaman-20/Brand-13	17,317
75	4/4	101-127	-26	@ Dallas	L	38-37	Wells-30/Wells-7	Nowitzki-29/Dampier,Howard-8	20,128
76	4/5	97-87	+10	@ San Antonio	W	39-37	Bibby-31/Thomas-10	Parker-16/Mohammed-9	18,797
77	4/7	96-93	+3	@ L.A. Clippers	W	40-37	Bibby-30/Wells-10	Mobley-19/Kaman-15	18,735
78	4/9	86-77	+9	Houston	W	41-37	Miller-30/Wells-12	Howard-22/Yao-12	17,317
79	4/11	110-123	-13	Phoenix	L	41-38	Artest,Bibby,Miller-23/Miller-10	Bell-25/Marion-8	17,317
80	4/15	100-82	+18	@ Denver	W	42-38	Bibby-23/Thomas-13	Patterson-20/Camby-17	18,209
81	4/16	96-79	+17	NO/OKC	W	43-38	Bibby-23/Thomas-9	Paul-12/Bass-7	17,317
82	4/18	111-105	+6	Seattle	W	44-38	Wells-23/Thomas-18	Allen-26/Collison-11	17,317

\* = OT



**Front row — from left to right, Head Coach** Eric Musselman, Francisco Garcia, Ron Artest, Brad Miller, Shareef Abdur-Rahim, Corliss Williamson, Assistant Coach T.R. Dunn, Assistant Coach Scott Brooks. **Middle row — from left to right, Assistant Coach** Mark Hughes, Team Video Coordinator Bubba Burrage, Assistant Coach Jason Hamm, Assistant Coach Brendan O'Connor, Ronnie Price, Quincy Douby, Mike Bibby, John Salmons, Strength & Conditioning Coach Daniel Shapiro, Athletic Trainer Pete Youngman, President of Basketball Operations Geoff Petrie, Vice President of Basketball Operations Wayne Cooper. **Back row -- from left to right,** Justin Williams, Kevin Martin, Vitaly Potapenko. **Not pictured:** Kenny Thomas

## FINAL STATISTICS

PLAYER	G.	MIN.	FGM	FGA	PCT.	FTM	FTA	PCT.	OFF.	DEF.	TOT.	AST.	PF	DQ	STL.	TO	BLK.	PTS.	AVG.
Kevin Martin	80	2818	505	1067	.473	481	570	.844	69	273	342	173	181	1	98	135	11	1618	20.2
Ron Artest	70	2641	458	1040	.440	307	415	.740	102	352	454	235	205	1	149	146	43	1316	18.8
Mike Bibby	82	2784	471	1166	.404	288	347	.830	39	224	263	388	139	0	88	197	6	1403	17.1
Shareef Abdur-Rahim	80	2015	310	654	.474	170	234	.726	122	276	398	109	243	3	53	116	40	793	9.9
Corliss Williamson	68	1337	236	463	.510	148	207	.715	63	158	221	39	183	1	29	97	15	620	9.1
Brad Miller	63	1783	224	494	.453	115	149	.772	79	322	401	224	155	0	38	108	39	568	9.0
John Salmons	79	2135	236	517	.456	159	204	.779	47	217	264	254	177	2	73	119	27	671	8.5
Francisco Garcia	79	1410	163	380	.429	95	114	.833	53	152	205	87	190	2	45	70	43	474	6.0
Kenny Thomas	62	1412	146	303	.482	39	76	.513	134	243	377	76	141	2	43	90	16	331	5.3
Justin Williams	26	333	54	88	.614	23	63	.365	51	64	115	2	51	0	5	15	16	131	5.0
Ronnie Price	58	563	67	172	.390	37	55	.673	15	56	71	48	64	0	28	33	4	192	3.3
Jason Hart*	13	100	15	30	.500	10	11	.909	2	13	15	10	23	2	3	4	0	43	3.3
Quincy Douby	42	359	48	126	.381	11	15	.733	11	26	37	15	21	0	15	15	4	119	2.8
Maurice Taylor*	12	103	8	28	.286	8	13	.615	10	18	28	5	16	0	4	6	1	24	2.0
Vitaly Potapenko	3	13	0	4	.000	0	0	---	0	2	2	0	3	0	0	2	0	0	0.0
Kings	82	19805	2941	6532	.450	1891	2473	.765	797	2396	3193	1665	1792	14	671	1194	265	8303	101.3
Opponents	82	19805	3147	6671	.472	1600	2115	.757	907	2648	3555	1840	1990	16	572	1335	405	8451	103.1

3-Pt. FG: Sacramento Kings 530-1513 (.350); Bibby 173-481 (.360); Martin 127-333 (.381); Artest 93-260 (.358); Garcia 53-149 (.356); Salmons 40-112 (.357); Price 21-65 (.323); Douby 12-50 (.240); Miller 5-33 (.152); Abdur-Rahim 3-20 (.150); Hart 3-6 (.500); Williamson 0-2; Thomas 0-1; Williams 0-1. Opponents 557-1524 (.365).

\* Did not finish season with team

## TEAM NOTES

- Kings finished fifth in the Pacific Division, compiling a 33-49 regular season record. Sacramento's eight consecutive seasons of advancing to the playoffs ended.
- Sacramento led the league in free throw attempts per game (30.2) and free throws attempted (2,473). The Kings were also ranked third in the NBA in steals per game (8.18 spg), fourth in forcing turnovers (16.3 tpg) and fifth in points off turnovers (18.7 ppg).
- Kevin Martin finished second in the voting for the NBA's Most Improved Player behind Golden State's Monta Ellis. Martin led the Kings in scoring (20.2 ppg), field goals made (505), three-point percentage (.381), free throws made (481) and attempted (570). His 481 free throws made set a new Sacramento era record for most free throws made in a single season and his 570 attempts is second-best in the Sacramento era. Martin made 18 free throws at Indiana on 2/25/07, setting a new Sacramento era record for most free throws made in a game.
- Mike Bibby dished out his 4,000th career assist on 1/20/07 at Detroit, becoming the 61st player in the NBA to record 10,000 points and 4,000 assists in a career. Bibby set a new franchise record with nine three-pointers on 3/25/07 vs. Phoenix.



# 2006-07 GAME-BY-GAME

G	DATE	SCORE	+/-	OPPONENT	W/L	REC	KINGS HI. SCORER/REBOUNDER	OPP. HI. SCORER/REBOUNDER	ATT
1	11/1	83-92	-9	@ Minnesota	L	0-1	Martin-23/Artest-12	Garnett-24/Garnett-12	19,356
2	11/3	89-88	+1	@ Chicago	W	1-1	Martin-30/Artest-13	Deng-29/Wallace-13	22,454
3	11/4	91-104	-13	@ Milwaukee	L	1-2	Salmons-18/Thomas-7	Redd-26/Bogut-8	18,717
4	11/6	93-81	+12	Minnesota	W	2-2	Artest-22/Thomas-11	James-23/Blount,Garnett-10	17,317
5	11/8	99-86	+13	Detroit	W	3-2	Martin-30/Thomas-15	Billups-25/Wallace-15	17,317
6	11/12	107-92	+15	Toronto	W	4-2	Martin-26/Artest-10	Bosh-19/Bosh-7	17,317
7	11/15	115-111	+4	Memphis	W	5-2	Bibby-32/Abdur-Rahim-13	Atkins-27/Miller,Roberts-8	17,317
8	11/16	105-117	-12	@ Golden State	L	5-3	Martin-26/Artest-12	Davis-36/Biedrins-16	17,821
9	11/19	99-108	-9	San Antonio	L	5-4	Artest-22/Abdur-Rahim-12	Duncan-35/Duncan-14	17,317
10	11/22	101-110	-9	Utah	L	5-5	Martin-24/Martin,Abdur-Rahim-8	Boozer-32/Boozer-13	17,317
11	11/24	109-100	+9	@ Seattle	W	6-5	Martin-35/Thomas-14	Lewis-26/Wilcox-13	16,757
12	11/25	105-85	+20	Portland	W	7-5	Martin-27/Thomas-9	Randolph-24/Randolph-8	17,317
13	11/28	93-80	+13	L.A. Clippers	W	8-5	Artest-28/Thomas-9	Livingston-20/Brand-18	17,317
14	12/1	90-109	-19	@ Dallas	L	8-6	Artest-15/Price,Artest-5	Howard-24/Diop,Nowitzki-10	20,277
15	12/2	98-100	-2	@ San Antonio	L	8-7	Martin-30/Miller-10	Bowen-23/Duncan-11	18,797
16	12/4	89-92	-3	Orlando	L	8-8	Bibby-19/Thomas-14	Howard-18/Howard-16	17,317
17	12/5	102-127	-25	@ Phoenix	L	8-9	Bibby-21/Miller-9	Barbosa-26/Stoudemire-13	18,422
18	12/7	91-93*	-2	Miami	L	8-10	Bibby-20/Thomas-12	Wade-32/Haslem-14	17,317
19	12/10	117-92	+25	Atlanta	W	9-10	Miller-19/Artest-8	Stoudemire-26/Smith-9	17,317
20	12/12	113-126	-13	@ Golden State	L	9-11	Martin-32/Abdur-Rahim,Artest-9	Barnes-32/Biedrins-14	17,574
21	12/15	98-97	+1	@ Utah	W	10-11	Abdur-Rahim-21/Bibby,Abdur-Rahim-8	Okur-17/Boozer,Kirilenko-11	19,911
22	12/16	98-105	-7	Phoenix	L	10-12	Martin-23/Thomas-13	Stoudemire-20/Stoudemire-9	17,317
23	12/18	91-109	-18	Dallas	L	10-13	Miller-19/Thomas-15	Nowitzki-29/Nowitzki-13	17,317
24	12/21	119-126	-7	Washington	L	10-14	Martin-40/Miller-9	Jamison-33/Haywood-14	17,317
25	12/22	101-96	+5	@ Denver	W	11-14	Miller,Salmons-21/Miller-14	Boykins-25/Nene-15	18,022
26	12/27	101-76	+25	Philadelphia	W	12-14	Bibby-21/Thomas-9	Iguodala-15/Dalembert-8	17,317
27	12/29	93-102	-9	@ L.A. Clippers	L	12-15	Bibby-26/Miller,Salmons-6	Brand-22/Kaman-8	18,505
28	12/30	119-96	+23	Golden State	W	13-15	Martin-25/Abdur-Rahim-8	McLeod,Barnes-17/Dunleavy,Murphy-8	17,317
29	1/2	112-100	+12	New York	W	14-15	Artest-39/Thomas-9	Crawford-28/Lee-15	17,317
30	1/4	128-132*	-4	L.A. Lakers	L	14-16	Bibby-38/Thomas-8	Bryant-42/Bynum-11	17,317
31	1/6	105-110*	-5	Portland	L	14-17	Bibby-28/Abdur-Rahim-7	Randolph-32/Randolph-15	17,317
32	1/9	98-108	-10	Cleveland	L	14-18	Bibby-26/Martin-11	James-34/Gooden-11	17,317
33	1/12	87-95	-8	@ Portland	L	14-19	Martin-17/Martin-7	Randolph-23/Randolph-12	14,762
34	1/13	111-115*	-4	Houston	L	14-20	Artest-34/Williamson-12	McGrady-37/Mutombo-18	17,317
35	1/15	97-102	-5	@ New York	L	14-21	Martin-30/Taylor-7	Marbury-25/Lee-12	19,207
36	1/17	85-101	-16	@ Toronto	L	14-22	Bibby-21/Martin,Salmons,Abdur-Rahim-6	Peterson-22/Bosh-9	15,175
37	1/19	96-91	+5	@ Boston	W	15-22	Martin-27/Artest-11	West-25/Jefferson-11	16,019
38	1/20	74-91	-17	@ Detroit	L	15-23	Williamson-17/Miller-10	Hamilton-19/Webber-10	22,076
39	1/22	88-87	+1	New Jersey	W	16-23	Artest-21/Miller-10	Moore-22/Kidd-10	17,317
40	1/24	114-106	+8	Milwaukee	W	17-23	Artest-36/Thomas-9	Boykins-36/Patterson-12	17,317
41	1/26	84-88	-4	@ NO/OKC	L	17-24	Bibby,Martin-21/Artest-12	Mason-24/Chandler-12	16,607
42	1/27	104-106	-2	@ Dallas	L	17-25	Artest-25/Miller-10	Nowitzki-32/Nowitzki-11	20,487
43	1/29	117-124	-7	@ Memphis	L	17-26	Bibby-23/Miller,Thomas-5	Gasol-34/Roberts-14	12,396
44	1/31	100-98	+2	@ Minnesota	W	18-26	Martin-28/Thomas-11	Davis-24/Garnett-10	14,607
45	2/3	94-87	+7	Denver	W	19-26	Martin-28/Artest-11	Anthony-20/Camby-15	17,317
46	2/5	105-99	+6	NO/Okla. City	W	20-26	Artest-21/Williamson-8	Paul-24/Chandler-13	17,317
47	2/8	86-77	+9	Chicago	W	21-26	Martin-29/Miller-12	Deng-20/Wallace-13	17,317
48	2/10	114-93	+21	@ Seattle	W	22-26	Martin-26/Thomas-8	Allen-29/Wilcox-11	17,072
49	2/11	103-114	-11	Seattle	L	22-27	Martin-24/Artest-12	Allen,Wilcox-25/Lewis-10	17,317
50	2/13	104-109*	-5	@ Houston	L	22-28	Artest-39/Thomas-9	McGrady-28/Hayes-14	13,185
51	2/14	93-110	-17	@ NO/OKC	L	22-29	Artest-18/Garcia,Abdur-Rahim,Artest.-5	Mason-18/Chandler-15	16,753
52	2/20	104-101	+3	Boston	W	23-29	Martin-22/Artest,Miller-8	Pierce-26/Jefferson-15	17,317
53	2/22	106-109	-3	@ Washington	L	23-30	Artest-32/Miller-13	Arenas-43/Arenas,Haywood-7	15,508
54	2/23	96-109	-13	@ New Jersey	L	23-31	Artest-33/Abdur-Rahim-10	Carter-26/Kidd-13	18,902
55	2/25	110-93	+17	@ Indiana	W	24-31	Martin-35/Abdur-Rahim-8	O'Neal-19/Murphy-11	12,258
56	2/26	82-89	-7	@ Philadelphia	L	24-32	Martin-23/Miller-10	Iguodala-22/Dalembert-17	11,034
57	2/28	135-120	+15	Charlotte	W	25-32	Martin-36/Martin,Miller,Salmons-5	Wallace-31/Wallace-6	17,317
58	3/2	116-108	+8	@ L.A. Lakers	W	26-32	Bibby-33/Ab.-Rah.,Miller-5	Bryant-30/Odom-13	18,997
59	3/3	104-96	+8	@ Portland	W	27-32	Martin-33/Artest-9	Randolph-24/Randolph-12	19,980
60	3/6	102-98	+3	Indiana	W	28-32	Martin-27/Martin,Miller-7	Dunleavy-24/O'Neal-12	17,317
61	3/8	93-100	-7	San Antonio	L	28-33	Martin-26/Martin-12	Ginobili-31/Duncan-13	17,317
62	3/11	101-113	-12	Denver	L	28-34	Bibby-34/Artest-8	Anthony-29/Camby-10	17,317
63	3/13	100-124	-24	@ Cleveland	L	28-35	Artest-19/Miller,Williamson-6	Hughes,Pavlovic-25/Goodeen,Ilgaukas-10	20,562
64	3/14	108-111	-3	@ Charlotte	L	28-36	Martin-26/Martin,Miller-7	Carroll-22/Voskuhl-13	12,848
65	3/16	97-103	-6	@ Miami	L	28-37	Artest-32/Artest-11	O'Neal-23/Posey-11	19,600
66	3/17	95-83	+12	@ Orlando	W	29-37	Martin-20/Miller-12	Nelson-23/Howard-12	17,361
67	3/19	76-99	-23	@ Atlanta	L	29-38	Williamson-14/Garcia-9	Childress-25/Smith-12	13,879
68	3/21	89-95	-6	Minnesota	L	29-39	Bibby-23/Williamson-10	Foye-24/Garnett-18	17,317
69	3/22	100-118	-18	@ Phoenix	L	29-40	Bibby-28/Abdur-Rahim,Garcia,Martin-6	Stoudemire-33/Stoudemire-21	18,422
70	3/25	107-100	+7	Phoenix	W	30-40	Bibby-37/Artest-9	Barbosa-27/Stoudemire-11	17,317
71	3/30	101-105	-4	L.A. Clippers	L	30-41	Artest-29/Miller-9	Mobley-26/Kaman-12	17,317
72	4/1	103-126	-23	@ L.A. Lakers	L	30-42	Artest-26/Miller-7	Evans-21/Brown-7	18,997
73	4/3	93-97	-4	Dallas	L	30-43	Artest-25/Artest-10	Howard-29/George,Howard-8	17,317
74	4/4	115-120	-5	@ Denver	L	30-44	Artest-32/Williams-13	Anthony-31/Nene-12	16,045
75	4/6	107-103	+4	Utah	W	31-44	Martin-21/Artest-10	Okur-24/Millsap,Okur-8	17,317
76	4/8	106-112	-6	Houston	L	31-45	Martin-24/Abdur-Rahim-8	McGrady-40/Hayes,McGrady-8	17,317
77	4/10	112-100	+12	@ Memphis	W	32-45	Bibby-25/Williams-11	D. Jones-20/Gasol-9	11,393
78	4/11	100-109	-9	@ San Antonio	L	32-46	Bibby,Garcia-22/Williams-10	Duncan-26/Duncan-13	18,797
79	4/13	108-125	-17	Golden State	L	32-47	Abdur-Rahim-23/Abdur-Rahim-14	Jackson-26/Biedrins-12	17,317
80	4/15	105-100	+5	@ L.A. Clippers	W	33-47	Garcia-16/Douby,Williams-6	Brand-29/Brand-14	19,060
81	4/16	118-125	-7	NO/Okla. City	L	33-48	Artest-22/Williams-9	West-25/Armstrong-7	17,317
82	4/18	106-117	-11	L.A. Lakers	L	33-49	Bibby-17/Garcia-9	Bryant-34/Odom-13	17,317

\* = OT



Front row — from left to right, Head Coach Reggie Theus, Francisco Garcia, Ron Artest, Brad Miller, Mikki Moore, Spencer Hawes, Kevin Martin, President of Basketball Operations Geoff Petrie. Middle row — from left to right, Assistant Coach Chuck Person, Assistant Coach Jason Hamm, Assistant Coach Kenny Natt, John Salmons, Beno Udrih, Quincy Douby, Anthony Johnson, Video Coordinator Todd Purves, Assistant Coach Rex Kalamian, Assistant Coach Randy Brown, Assistant Coach/Advance Scout Bubba Burrage, Vice President of Basketball Operations Wayne Cooper. Back row -- from left to right, Equipment Manager Rob Pimental, Strength & Conditioning Coach Daniel Shapiro, Lorenzen Wright, Kenny Thomas, Shelden Williams, Shareef Abdur-Rahim, Assistant Trainer Manny Romero, Athletic Trainer Pete Youngman.

## FINAL STATISTICS

PLAYER	G.	MIN.	FGM	FGA	PCT.	FTM	FTA	PCT.	OFF.	DEF.	TOT.	AST.	PF	DQ	STL.	TO	BLK.	PTS.	AVG.
Kevin Martin	61	2216	417	914	.456	502	578	.869	48	225	273	129	150	1	62	131	5	1443	23.7
Ron Artest	57	2172	436	962	.453	212	295	.719	101	227	328	199	159	1	133	148	38	1168	20.5
Mike Bibby	15	473	78	192	.406	23	31	.742	11	45	56	75	34	0	19	38	2	203	13.5
Brad Miller	72	2513	337	728	.463	262	309	.848	167	514	681	264	247	5	69	164	74	964	13.4
Beno Udrih	65	2080	328	707	.464	125	147	.850	34	183	217	282	138	1	56	148	10	834	12.8
John Salmons	81	2517	381	799	.477	214	260	.823	76	273	349	208	171	0	93	170	31	1015	12.5
Francisco Garcia	79	2096	348	753	.462	162	208	.779	52	212	264	128	232	3	96	128	50	971	12.3
Mikki Moore	82	2385	282	489	.577	134	182	.736	160	334	494	84	310	9	35	110	46	698	8.5
Anthony Johnson (TOT)	69	1530	155	355	.437	35	43	.814	22	115	137	262	115	0	52	84	9	387	5.6
Anthony Johnson (SAC)	27	410	40	88	.455	9	11	.818	5	34	39	60	29	0	10	34	1	104	3.9
Quincy Douby	74	876	132	335	.394	48	52	.923	17	66	83	53	80	0	30	59	12	354	4.8
Spencer Hawes	71	931	146	318	.459	38	58	.655	68	162	230	44	128	1	14	56	40	334	4.7
Shelden Williams (TOT)	64	776	92	212	.434	71	105	.676	68	137	205	19	110	0	22	35	21	255	4.0
Shelden Williams (SAC)	28	362	55	112	.491	36	54	.667	34	64	98	8	50	0	9	21	10	146	5.2
Dahntay Jones	25	206	23	53	.434	34	51	.667	7	28	35	12	28	1	8	10	6	81	3.2
Shareef Abdur-Rahim	6	51	3	14	.214	4	4	1.000	6	4	10	4	9	0	1	1	0	10	1.7
Justin Williams	22	117	12	26	.462	7	22	.318	19	29	48	0	14	0	5	3	5	31	1.4
Kenny Thomas	23	281	16	38	.421	0	5	.000	18	43	61	13	38	0	6	21	1	32	1.4
Darryl Watkins	9	71	5	15	.333	2	5	.400	5	7	12	0	8	0	2	7	2	12	1.3
Orien Greene	7	61	3	11	.273	0	0	---	0	6	6	3	9	0	3	7	1	6	0.9
Lorenzen Wright (TOT)	18	161	6	21	.286	3	6	.500	8	30	38	4	31	0	3	4	3	15	0.8
Lorenzen Wright (SAC)	5	13	1	4	.250	0	0	---	1	0	1	1	5	0	0	2	0	2	0.4
<b>KINGS</b>	<b>82</b>	<b>19830</b>	<b>3043</b>	<b>6558</b>	<b>.464</b>	<b>1812</b>	<b>2272</b>	<b>.798</b>	<b>829</b>	<b>2456</b>	<b>3285</b>	<b>1567</b>	<b>1839</b>	<b>22</b>	<b>651</b>	<b>1317</b>	<b>334</b>	<b>8408</b>	<b>102.5</b>
<b>OPPONENTS</b>	<b>82</b>	<b>19830</b>	<b>3137</b>	<b>6732</b>	<b>.466</b>	<b>1722</b>	<b>2287</b>	<b>.753</b>	<b>970</b>	<b>2465</b>	<b>3435</b>	<b>1878</b>	<b>1892</b>	<b>15</b>	<b>661</b>	<b>1250</b>	<b>452</b>	<b>8593</b>	<b>104.8</b>

3-Pt. FG: Sacramento Kings 510-1367 (.373); Garcia 113-289 (.391); Martin 107-266 (.402); Artest 84-221 (.380); Udrih 53-137 (.387); Douby 42-122 (.344); Salmons 39-120 (.325); Miller 28-90 (.311); Bibby 24-61 (.393); Johnson 15-30 (.500) SAC, 42-93 (.452) TOT; Hawes 4-21 (.190); Jones 1-6 (.167); S. Williams 0-1 SAC, 0-2 TOT; Greene 0-1. Opponents 597-1600 (.373).

\* Did not finish season with team

## TEAM NOTES

- Kings finished fourth in the Pacific Division, compiling a 38-44 regular season record.
- Sacramento ranked third in the league in free throw percentage (.798) and seventh in steals per game (7.94 spg). Kevin Martin led the team in scoring (23.7 ppg) and placed sixth in the NBA. Ron Artest finished second in the league in steals for the second straight season (2.33 spg).
- Martin established a new single-season record for most free throws made in a season (502), eclipsing the mark he set in 2006-07 (481). He also made 16 straight free throws in the game against Memphis (3/26/08). Versus Minnesota (3/7/08), Martin scored a career-high 48 points, going 22-of-24 from the free throw line, setting new ARCO Arena and Sacramento-era records for free throws made and attempted.

# 2007-08 GAME-BY-GAME

G	DATE	SCORE	+/-	OPPONENT	W/L	REC	KINGS HI. SCORER/REBOUNDER	OPP. HI. SCORER/REBOUNDER	ATT
1	10/31	90-104	-14	@New Orleans	L	0-1	Martin-26/Garcia-6	Paul-22/Chandler-13	15,188
2	11/2	80-96	-16	@San Antonio	L	0-2	Martin-22/Salmons-9	Duncan,Parker-15/Duncan,Oberto-10	17,072
3	11/3	102-123	-21	@Dallas	L	0-3	Martin-28/Martin-6	Jo. Howard-27/Diop-8	20,343
4	11/6	104-98	+6	Seattle	W	1-3	Martin-31/Miller-11	Szczerbiak-32/Wilcox-10	14,908
5	11/9	91-93	-2	Cleveland	L	1-4	Martin-32/Miller-10	James-26/Ilgaukas-15	15,293
6	11/10	100-93	+7	Minnesota	W	2-4	Martin-29/Miller-16	Jefferson-17/Jefferson-12	13,170
7	11/12	93-117	-24	@Utah	L	2-5	Salmons-22/Moore-9	Boozer-32/Boozer-10	19,911
8	11/14	103-108	-5	@Minnesota	L	2-6	Martin-22/Miller-8	McCants-33/Jaric-8	11,656
9	11/16	123-118**	+5	New York	W	3-6	Martin-43/Miller-11	Curry-27/Lee-16	12,549
10	11/18	105-95	+10	Detroit	W	4-6	Udrih-23/Miller,Moore-9	Prince-19/Wallace-12	12,978
11	11/20	98-100	-2	Phoenix	L	4-7	Artest-33/Artest-12	Stoudemire-26/Marion,Stoudemire-13	13,592
12	11/21	111-127	-16	@Phoenix	L	4-8	Garcia-31/Salmons,J.Williams-10	Marion-25/Stoudemire,Diaw-6	18,422
13	11/23	84-87	-3	@Portland	L	4-9	Martin-21/Artest-11	Aldridge-28/Aldridge-12	19,980
14	11/26	112-99	+13	San Antonio	W	5-9	Udrih-27/Miller-10	Duncan-15/Parker-7	12,587
15	11/28	96-103	-7	Golden State	L	5-10	Martin-28/Miller-18	Ellis-22/Barnes-9	13,652
16	12/1	107-99	+8	Houston	W	6-10	Martin,Artest-26/Hawes-10	McGrady-40/Yao-11	15,081
17	12/4	117-107	+10	Utah	W	7-10	Martin-25/Miller-11	Williams-30/Boozer-11	12,688
18	12/7	87-97	-10	L.A. Clippers	L	7-11	Artest-21/Salmons-10	Kaman-26/Kaman-12	13,094
19	12/8	97-101	-4	@Denver	L	7-12	Salmons-25/Moore-13	Iverson-23/Camby-13	15,493
20	12/10	96-93	+3	Milwaukee	W	8-12	Salmons-22/Miller-10	Redd-24/Bogut-9	12,449
21	12/12	78-90	-12	@Boston	L	8-13	Artest,Udrih-16/Moore-8	Pierce-26/Davis-9	18,624
22	12/14	109-99	+10	@Philadelphia	W	9-13	Miller-25/Miller-10	Miller-24/Dalembert-9	10,856
23	12/15	79-92	-12	@Washington	L	9-14	Miller-21/Moore-10	Stevenson-19/Haywood-11	20,173
24	12/18	106-101	+5	@New Jersey	W	10-14	Salmons-31/Miller-10	Jefferson-36/Kidd-10	11,902
25	12/19	102-89	+13	@Milwaukee	W	11-14	Artest-26/Miller-9	Redd-27/Yi-12	13,746
26	12/23	105-106	-1	Denver	L	11-15	Artest-24/Artest-9	Anthony-30/Camby-14	15,055
27	12/26	69-89	-20	Boston	L	11-16	Artest-15/Miller-11	R. Allen-17/Garnett-10	17,317
28	12/28	80-92	-12	Philadelphia	L	11-17	Salmons-22/Miller-12	Dalembert-19/Dalembert-12	13,897
29	12/30	102-117	-15	Phoenix	L	11-18	Garcia-30/Moore-12	Stoudemire-31/Stoudemire-17	15,962
30	1/2	107-97	+10	@New York	W	12-18	Salmons-32/Miller-16	Curry-24/Lee-12	19,763
31	1/4	93-97	-4	@Cleveland	L	12-19	Salmons-22/Moore-11	James-24/Ilgaukas-15	20,562
32	1/5	93-94	-1	@Chicago	L	12-20	Miller-22/Miller-13	Nocioni-26/Wallace-11	21,908
33	1/8	104-100	+4	Orlando	W	13-20	Salmons-21/Moore-12	Howard-29/Howard-15	12,831
34	1/10	116-113	+3	Memphis	W	14-20	Salmons-28/Salmons-11	Gay-31/Gay,Milicic,Warrick-7	12,493
35	1/12	105-111	-6	Indiana	L	14-21	Martin-25/Miller-15	Dunleavy-23/O'Neal-7	14,047
36	1/14	122-120	+2	Dallas	W	15-21	Martin-39/Miller-9	Harris,Terry-25/Dampier-10	14,077
37	1/16	91-116	-25	@Toronto	L	15-22	Martin-22/Miller-7	Bosh-31/Bosh-9	17,760
38	1/18	100-93	+7	@Detroit	W	16-22	Martin-24/Miller-9	Billups-28/McDyess-11	22,076
39	1/19	110-104	+6	@Indiana	W	17-22	Moore-22/Miller-16	Granger-26/Foster-11	14,015
40	1/22	128-94	+34	New Jersey	W	18-22	Artest-27/Martin,Miller-7	Carter-21/Nachbar-5	13,232
41	1/23	85-111	-26	@L.A. Clippers	L	18-23	Bibby-16/Miller-12	Thornton-23/Kaman-21	15,513
42	1/25	113-127	-14	@Utah	L	18-24	Martin-32/Artest-8	Boozer-33/Boozer-10	19,911
43	1/27	103-101	+2	@Seattle	W	19-24	Martin-26/Miller-12	Durant-19/Thomas-10	13,409
44	1/30	105-91	+14	Charlotte	W	20-24	Martin,Miller-22/Miller-21	Wallace-25/Okafor-15	12,627
45	2/1	112-103	+9	New Orleans	W	21-24	Artest-24/Miller-14	Stojakovic-25/Chandler,Stojakovic-9	14,245
46	2/2	105-101	+4	Chicago	W	22-24	Artest-28/Miller-20	Gordon-33/Wallace-9	15,526
47	2/6	92-105	-13	Seattle	L	22-25	Artest-20/Moore-9	Watson-23/Watson,Wilcox-10	13,136
48	2/8	117-104	+13	Utah	W	23-25	Martin-27/Miller,Artest-8	Boozer-23/Boozer-12	14,865
49	2/9	102-105	-3	@Golden State	L	23-26	Bibby-24/Miller,Artest-13	Ellis-34/Ellis,Davis,Biedrins-9	20,018
50	2/12	94-107	-13	@Memphis	L	23-27	Martin-33/Miller-13	Warrick-24/Warrick-13	10,161
51	2/13	87-89	-2	@Houston	L	23-28	Artest-30/J. Williams-12	Yao-25/Yao-14	16,115
52	2/19	105-94	+11	@Portland	W	24-28	Artest-24/Moore-9	Outlaw-23/Przybilla-9	19,980
53	2/20	119-107	+12	Atlanta	W	25-28	Artest-29/Miller-13	Childress-18/Horford-12	13,641
54	2/22	116-115*	+1	@Charlotte	W	26-28	Garcia-23/Miller-14	Richardson-29/Okafor-7	16,842
55	2/24	93-112	-19	@Orlando	L	26-29	Artest-23/Martin-10	Howard-26/Howard-10	17,519
56	2/26	86-107	-21	@Miami	L	26-30	Hawes-16/Moore-9	Marion-24/Blount-9	19,243
57	2/27	117-123	-6	@Atlanta	L	26-31	Miller,Udrih-25/Miller-13	J. Johnson-26/Horford-14	15,661
58	2/29	106-115	-9	@Dallas	L	26-32	Martin,Udrih-25/Moore-12	Nowitzki-34/Dampier-13	20,354
59	3/2	120-109	+11	Miami	W	27-32	Artest-32/Miller-9	Wade-26/Marion-8	15,028
60	3/4	105-117	-12	L.A. Lakers	L	27-33	Martin,Artest-23/Moore-13	Bryant-34/Odom-12	17,317
61	3/5	109-116**	-7	@L.A. Clippers	L	27-34	Udrih-25/Hawes-8	Thornton-27/Kaman,Powell-11	17,030
62	3/7	103-111	-8	Minnesota	L	27-35	Martin-48/Miller-8	McCants-22/Jefferson-13	13,990
63	3/9	114-113	+1	@L.A. Lakers	W	28-35	Udrih-25/Moore-9	Bryant-26/Odom-10	18,997
64	3/13	96-85	+11	Portland	W	29-35	Artest-22/Udrih-8	Roy-21/Przybilla-10	13,333
65	3/15	99-127	-28	@Phoenix	L	29-36	Artest-26/Artest-9	Stoudemire-30/Stoudemire-10	18,422
66	3/16	106-100	+6	Toronto	W	30-36	Martin-32/Miller-11	Kapono-26/Nesterovic-8	13,963
67	3/18	122-105	+17	Golden State	W	31-36	Martin-34/Miller-13	Davis-24/Biedrins,Azubuike-8	16,245
68	3/21	89-102	-13	@San Antonio	L	31-37	Artest-23/Moore-9	Duncan-21/Duncan-13	18,797
69	3/22	111-117	-6	@Memphis	L	31-38	Martin-29/Hawes-12	Gay-24/Milicic-10	11,151
70	3/24	100-108	-8	@Houston	L	31-39	Martin-18/Miller-7	Alston-28/Mutombo-9	18,241
71	3/26	107-106*	+1	Memphis	W	32-39	Martin-36/Miller-17	Warrick-26/Milicic,Crittenton-9	13,433
72	3/28	108-114	-6	Washington	L	32-40	Artest-28/Miller-8	Jamison-25/Jamison-12	14,061
73	3/30	120-107	+13	@Seattle	W	33-40	Martin-31/Artest-12	Durant-25/Collison-8	10,862
74	4/1	99-98	+1	Houston	W	34-40	Artest-30/Miller-7	McGrady-32/Battier-9	14,169
75	4/3	110-98	+12	L.A. Clippers	W	35-40	Martin-26/Miller-10	Maggette-28/Powell-13	12,707
76	4/5	118-115	+3	@Denver	W	36-40	Martin-36/Moore-10	Anthony-47/Camby-14	18,921
77	4/6	92-114	-22	L.A. Lakers	L	36-41	Martin-22/Hawes-11	Bryant-29/Radmanovic-14	17,317
78	4/8	132-140	-8	@Golden State	L	36-42	Garcia-31/Martin,S.Williams-7	Davis-33/Biedrins-17	20,003
79	4/11	103-86	+17	Portland	W	37-42	Salmons-18/Hawes,Martin,S.Williams-7	Aldridge-24/Aldridge-15	13,327
80	4/12	94-91	+3	New Orleans	W	38-42	Artest-22/Salmons-11	West-30/West-15	14,965
81	4/14	98-101	-3	San Antonio	L	38-43	Salmons-29/Salmons-10	Parker-32/Oberto-8	15,334
82	4/15	101-124	-23	@L.A. Lakers	L	38-44	Douby-32/S. Williams-11	Gasol-22/Odom-12	18,997

\* = OT



**Front row — from left to right,** Head Coach Kenny Natt, Francisco Garica, Kevin Martin, Jason Thompson, Spencer Hawes, Donté Greene, Andres Nocioni. **Middle row — from left to right,** Assistant Coach Shareef Abdur-Rahim, Assistant Coach Jason Hamm, Assistant Coach Rex Kalamian, Video Coordinator Todd Purves, Rashad McCants, Beno Udrih, Bobby Jackson, Will Solomon, Assistant Coach Pete Carril, Assistant Coach Randy Brown, Assistant Coach/Advance Scout Bubba Burrage, Vice President of Basketball Operations Wayne Cooper. **Back row — from left to right,** Equipment Manager Rob Pimental, Strength & Conditioning Coach Daniel Shapiro, Ike Diogu, Cedric Simmons, Kenny Thomas, Calvin Booth, Athletic Trainer Pete Youngman, Assistant Trainer Manny Romero.

### FINAL STATISTICS

PLAYER	G.	MIN.	FGM	FGA	PCT.	FTM	FTA	PCT.	OFF.	DEF.	TOT.	AST.	PF	DQ	STL.	TO	BLK.	PTS.	AVG.
Martin	51	1947	341	811	.420	457	527	.867	29	154	183	138	116	0	61	146	8	1254	24.6
Salmons*	53	1980	351	744	.472	191	232	.823	43	178	221	196	122	0	58	122	9	970	18.3
Garcia	65	1975	295	665	.444	146	178	.820	56	162	218	150	196	4	80	112	67	824	12.7
Gooden*	1	26	5	9	.556	2	2	1.000	3	10	13	2	2	0	0	3	0	12	12.0
Miller*	43	1354	184	388	.474	125	156	.801	83	261	344	148	135	0	30	83	24	513	11.9
Nocioni (TOT)	76	1992	299	701	.427	145	183	.792	54	307	361	102	261	5	39	113	33	867	11.4
Nocioni (SAC)	23	713	113	252	.448	45	59	.763	20	119	139	42	85	1	13	40	17	316	13.7
Hawes	77	2259	373	800	.466	90	136	.662	148	401	549	149	249	4	44	160	93	876	11.4
Thompson	82	2303	356	717	.497	198	286	.692	234	372	606	93	314	9	46	146	59	910	11.1
Udrih	73	2270	321	696	.461	123	150	.820	46	174	220	342	192	2	81	158	12	800	11.0
McCants (TOT)	58	1100	192	488	.393	107	141	.759	21	89	110	68	103	0	47	64	14	554	9.6
McCants (SAC)	24	465	87	196	.444	47	60	.783	10	37	47	36	40	0	20	19	8	246	10.3
Jackson	71	1484	193	485	.398	86	101	.851	42	158	200	143	100	0	62	66	4	532	7.5
Brown*	47	675	94	247	.381	26	34	.765	8	28	36	87	74	0	15	47	1	245	5.2
Solomon (TOT)*	53	712	105	245	.429	25	34	.735	12	52	64	133	71	0	27	54	4	263	5.0
Solomon (SAC)*	14	168	26	64	.406	5	10	.500	3	18	21	10	11	0	7	5	0	70	5.0
Douby*	20	227	30	88	.341	14	15	.933	3	22	25	13	23	0	2	6	5	84	4.2
Diogu (TOT)	29	215	39	74	.527	40	53	.755	26	30	56	3	23	0	3	12	3	119	4.1
Diogu (SAC)	10	142	33	55	.600	25	33	.758	14	25	39	3	14	0	2	6	1	92	9.2
Greene	55	725	77	236	.326	29	34	.853	19	67	86	30	68	0	16	37	14	209	3.8
Williams*	30	305	40	89	.449	32	42	.762	25	53	78	8	36	0	12	26	10	112	3.7
Moore*	46	746	63	121	.521	34	42	.810	45	107	152	28	112	1	13	27	14	160	3.5
Booth (TOT)	8	55	5	10	.500	6	8	.750	5	6	11	0	10	0	1	1	2	16	2.0
Booth (SAC)	7	55	5	10	.500	6	8	.750	4	6	10	0	10	0	1	1	2	16	2.3
Simmons (TOT)	1	84	11	25	.440	7	16	.438	5	11	16	2	8	0	1	2	4	29	1.6
Simmons (SAC)	7	23	0	4	.000	1	2	.500	1	3	4	0	2	0	0	2	0	1	0.1
Thomas	8	62	3	8	.375	0	0	---	4	11	15	1	9	0	6	1	1	6	0.8
KINGS	82	19905	2990	6685	.447	1682	2107	.798	840	2366	3206	1619	1910	21	569	1266	349	8248	100.6
OPPONENTS	82	19905	3281	6792	.483	1824	2412	.756	1018	2592	3610	1796	1737	7	704	1178	423	8966	109.3

3-Pt. FG: Sacramento Kings 586-1594 (.368); Martin 115-277 (.415); Garcia 88-221 (.398); Salmons 77-184 (.418); Jackson 60-197 (.305); Nocioni 45-102 (.441) SAC, 124-311 (.399) TOT; Hawes 40-115 (.348); Udrih 35-113 (.310); Brown 31-94 (.330); McCants 25-70 (.357) SAC, 63-189 (.333) TOT; Greene 26-100 (.260); Miller 20-43 (.465); Solomon 13-29 (.448) SAC, 28-86 (.326) TOT; Douby 10-37 (.270); Diogu 1-2 (.500) SAC, 1-2 (.500) TOT; Thompson 0-8; Williams 0-2. Opponents 580-1430 (.406).

\* Did not finish season with team

### TEAM NOTES

- Kings finished fifth in the Pacific Division, compiling a 17-65 regular season record.
- For the third consecutive season, Kevin Martin led the team in scoring (24.6 ppg).
- Sacramento ranked sixth in the league in free throw percentage (.798), matching the Sacramento-era record single-season record set in 2007-08.



# 2008-09 GAME-BY-GAME

G	DATE	SCORE	+/-	OPPONENT	W/L	REC	KINGS HI. SCORER/REBOUNDER	OPP. HI. SCORER/REBOUNDER	ATT
1	10/29	96-98	-2	@Minnesota	L	0-1	Salmons-24/Hawes-14	Jefferson-21/Jefferson-10	17,820
2	10/31	77-103	-26	@Miami	L	0-2	Douby,Salmons-14/Hawes-11	Wade-20/Marion-10	19,600
3	11/1	103-121	-18	@Orlando	L	0-3	Martin-31/Thompson-5	Howard-29/Howard-14	16,704
4	11/3	91-125	-34	@Philadelphia	L	0-4	Thompson-17/Hawes-8	Young-18/Dalembert-6	10,100
5	11/5	100-95	+5	Memphis	W	1-4	Martin-33/Moore-11	Mayo-28/Gay,Gasol,Lowry-6	13,685
6	11/7	121-109	+12	Minnesota	W	2-4	Martin-26/Miller-10	Love-20/Jefferson-9	10,592
7	11/9	115-98	+17	Golden State	W	3-4	Martin-27/Hawes-11	Biedrins-16/Biedrins-18	12,090
8	11/11	92-100	-8	Detroit	L	3-5	Hawes-19/Thompson-9	Iverson-30/Prince-11	11,423
9	11/12	103-98	+5	@L.A. Clippers	W	4-5	Udrih-30/Miller,Thompson-11	Thornton-20/Kaman-6	13,266
10	11/14	95-97*	-2	Phoenix	L	4-6	Salmons-21/Miller-11	O'Neal-29/O'Neal-13	12,810
11	11/16	88-90	-2	San Antonio	L	4-7	Salmons-31/Miller,Moore-8	Finley-21/Duncan-10	11,699
12	11/18	94-109	-15	@Memphis	L	4-8	Salmons-18/Thompson-9	Gay-22/Warrick-10	10,834
13	11/19	105-96	+9	@New Orleans	W	5-8	Salmons-29/Miller-8	West-22/Chandler-10	15,533
14	11/21	96-117	-21	Portland	L	5-9	Thompson-19/Thompson-12	Blake-20/Przybilla-10	12,056
15	11/23	108-118	-10	@L.A. Lakers	L	5-10	Salmons-24/Hawes-8	Bryant-24/Ariza-11	18,997
16	11/24	90-91	-1	@Portland	L	5-11	Salmons-20/Miller,Thompson-6	Roy-28/Przybilla-12	20,467
17	11/26	114-116*	-2	New Jersey	L	5-12	Salmons-38/Miller-13	Carter-25/Lopez,Anderson-8	11,650
18	11/28	94-120	-26	@Utah	L	5-13	Salmons-20/Hawes,Green-6	Okur-20/Okur-12	19,911
19	11/29	78-101	-23	Dallas	L	5-14	Udrih-13/Udrih-9	J. Terry-24/Dampier-13	12,650
20	12/2	94-99	-5	Utah	L	5-15	Martin-22/Miller-9	Korver-15/Millsap,Okur-11	10,798
21	12/6	85-118	-33	Denver	L	5-16	Salmons-22/Thompson-15	Billups-24/Anthony,Nene-7	12,322
22	12/9	113-101	+12	L.A. Lakers	W	6-16	Garcia,Salmons-21/Hawes-9	Bryant-28/Gasol-12	16,068
23	12/12	103-112	-9	@L.A. Lakers	L	6-17	Salmons-26/Thompson-8	Bryant-32/Gasol-11	18,997
24	12/13	90-114	-24	New York	L	6-18	Salmons-14/Thompson-11	Harrington-33/Lee-19	12,155
25	12/15	118-103	+15	Minnesota	W	7-18	Garcia-21/Hawes,Miller-10	Jefferson-22/Love-15	10,593
26	12/16	77-109	-32	@Portland	L	7-19	Salmons-21/Moore-6	Roy-29/Przybilla-14	20,005
27	12/19	96-107	-11	@Houston	L	7-20	Salmons-26/Miller-11	Yao-30/Landry-11	18,271
28	12/20	90-99	-9	@New Orleans	L	7-21	Salmons-26/Thompson-10	Paul-34/Chandler-8	16,869
29	12/22	85-101	-16	@San Antonio	L	7-22	Salmons-22/Garcia,Hawes,Miller,Thompson-6	Parker-18/Thomas-7	18,372
30	12/26	101-107	-6	Toronto	L	7-23	Miller,Salmons-20/Hawes,Miller-8	O'Neal-36/O'Neal-9	12,059
31	12/28	63-108	-45	Boston	L	7-24	Salmons-11/Moore-8	Garnett-21/Perkins-12	16,029
32	12/30	92-90	+2	L.A. Clippers	W	8-24	Martin-20/Miller-13	Gordon-24/Camby-24	11,420
33	1/2	92-98	-6	@Detroit	L	8-25	Miller-25/Miller-16	Stuckey-38/Johson-14	22,076
34	1/3	117-122	-5	@Indiana	L	8-26	Martin-45/Jackson-10	Granger-35/Murphy-13	12,765
35	1/5	90-98	-8	@New Jersey	L	8-27	Martin-36/Thomas-8	Carter-29/Yi-13	12,314
36	1/6	94-99	-5	@Chicago	L	8-28	Martin-29/Miller-12	Gordon-24/Gooden-10	18,060
37	1/9	115-119*	-4	Miami	L	8-29	Salmons-29/Miller-16	Wade-41/Beasley-10	12,587
38	1/11	102-95	+7	Dallas	W	9-29	Martin-21/Hawes-8	J. Terry-33/Nowitzki-8	12,294
39	1/13	107-139	-32	Orlando	L	9-30	Martin-30/Garcia-5	Howard-25/Howard-15	11,168
40	1/14	135-133***	+2	@Golden State	W	10-30	Miller-30/Miller-22	Crawford-35/Biedrins-14	19,122
41	1/16	122-129	-7	Milwaukee	L	10-31	Martin,Salmons-24/Thompson-11	Redd-44/Villanueva-12	11,663
42	1/20	99-118	-19	@Denver	L	10-32	Martin-25/Thompson-11	Kleiza-27/Nene-12	15,164
43	1/21	107-110	-3	Washington	L	10-33	Salmons,Udrih-24/Salmons,Williams,Thompson-5	Jamison-33/McGuire-12	10,821
44	1/24	104-106	-2	@Milwaukee	L	10-34	Martin-20/Miller-13	Jefferson-20/Elson-12	15,379
45	1/25	97-113	-16	@Toronto	L	10-35	Salmons-21/Salmons-7	Bosh-31/O'Neal-10	18,127
46	1/27	110-117	-7	@Cleveland	L	10-36	Martin-35/Martin-7	M. Williams-43/James-15	20,562
47	1/28	100-119	-19	@Boston	L	10-37	Salmons-22/Thompson-11	House-28/Garnett,Allen-8	18,624
48	1/30	88-109	-21	Chicago	L	10-38	Martin-27/Thompson-12	Gordon,Deng-20/Thomas-10	13,356
49	2/1	122-118*	+4	Oklahoma City	W	11-38	Martin-37/Salmons-10	Westbrook-34/Collison-14	10,817
50	2/2	81-129	-48	@Phoenix	L	11-39	Salmons-19/Hawes-9	Stoudemire-25/O'Neal-9	18,422
51	2/6	107-111	-4	Utah	L	11-40	Martin-37/Hawes-8	Williams-34/Okur-11	17,317
52	2/8	113-116	-3	@Okla. City	L	11-41	Udrih-29/Hawes,Martin,Thompson,Udrih-6	Durant-39/Durant,Green,Westbrook-7	18,271
53	2/10	100-118	-18	@Dallas	L	11-42	Martin-18/Jackson-6	Howard,Wright-23/Dampier-16	19,667
54	2/11	82-94	-12	@Houston	L	11-43	Martin-18/Hawes-7	Yao-24/Yao-18	15,626
55	2/18	100-105	-5	Atlanta	L	11-44	Martin-32/Hawes-14	Bibby-29/Horford-18	11,213
56	2/20	115-106	+9	@Memphis	W	12-44	Martin-33/Thompson-9	Mayo-24/Gay,Conley-10	15,036
57	2/21	95-116	-21	@Dallas	L	12-45	Udrih-18/Hawes-9	Howard,Bass-20/Singleton-12	20,223
58	2/23	105-112	-7	New Orleans	L	12-46	Martin-32/Hawes-14	Paul-27/Chandler-10	11,633
59	2/25	91-98	-7	Charlotte	L	12-47	Martin-27/Gooden-13	Wallace-27/Okafor-11	10,439
60	2/27	98-86	+12	L.A. Clippers	W	13-47	Martin-20/Hawes-15	B. Davis,Novak-13/Camby-13	12,846
61	2/28	89-102	-13	@Utah	L	13-48	Martin-19/Thompson-12	Brewer,Okur-26/Millsap-12	19,911
62	3/3	109-117	-8	Indiana	L	13-49	Martin-21/Hawes,Nocioni,Thompson-7	Jack-26/Murphy-10	10,748
63	3/8	114-106	+8	Denver	W	14-49	Martin-26/Hawes,Jackson-8	Anthony-32/Balkman-10	12,678
64	3/10	98-99	-1	Oklahoma City	L	14-50	Hawes-20/Hawes-10	Green,Westbrook-22/Krstic-15	10,784
65	3/13	123-126*	-3	Cleveland	L	14-51	Martin-34/Nocioni-9	James-51/Varejao-12	16,317
66	3/15	104-106	-2	@Washington	L	14-52	Martin-24/Thompson-14	Jamison-30/Jamison-9	15,108
67	3/17	97-119	-22	@Atlanta	L	14-53	Martin-31/Thompson-8	Horford-23/Horford-12	14,226
68	3/18	88-104	-16	@Charlotte	L	14-54	McCants-30/Thompson-11	Wallace-25/Wallace-12	13,594
69	3/20	121-94	+27	@New York	W	15-54	Martin-30/Hawes-13	Robinson-19/Wilcox-9	19,763
70	3/22	100-112	-12	Philadelphia	L	15-55	Garcia-24/Thompson-13	Iguodala-27/Iguodala-7	12,943
71	3/27	95-113	-18	Memphis	L	15-56	Martin-31/Thompson-8	Gasol-27/Gay-9	12,987
72	3/29	126-118	+8	Phoenix	W	16-56	Thompson-21/Hawes-10	Nash-31/Dudley-11	13,623
73	3/31	110-111	-1	New Orleans	L	16-57	Nocioni-23/Udrih-7	West-40/West-9	17,317
74	4/1	141-143*	-2	@Golden State	L	16-58	Martin-50/Thompson-19	Ellis-42/Azubiuke,Turiaf-13	18,743
75	4/3	111-139	-28	@Phoenix	L	16-59	Garcia-29/Hawes-10	Nash-29/Barnes-11	18,422
76	4/5	100-105	-5	Golden State	L	16-60	Jackson-17/Nocioni-15	Azubiuke-30/Azubiuke-15	12,975
77	4/7	104-122	-18	L.A. Lakers	L	16-61	Hawes-21/Hawes-15	Gasol-26/Gasol-12	17,317
78	4/9	98-115	-17	Houston	L	16-62	Hawes-22/Hawes-11	Artest-26/Yao-9	12,897
79	4/10	78-109	-31	@L.A. Clippers	L	16-63	Udrih-18/Hawes-13	Skinner-21/Kaman-13	18,232
80	4/12	92-95	-3	San Antonio	L	16-64	Hawes-24/Thompson-11	Parker-25/Thomas-13	13,330
81	4/13	98-118	-20	@Denver	L	16-65	Diogu-32/Diogu-11	Smith-45/Andersen-10	15,823
82	4/15	97-90	+7	@Minnesota	W	17-65	Diogu-28/Diogu-13	Smith-18/Love-10	17,333

\* = OT



**Front row — from left to right,** Head Coach Paul Westphal, Francisco Garcia, Carl Landry, Jason Thompson, Spencer Hawes, Donté Greene, Andres Nocioni, President Geoff Petrie. **Middle row — from left to right,** Assistant Coach Truck Robinson, Assistant Coach Shareef Abdur-Rahim, Assistant Coach Mario Rodriguez\*, Assistant Vice President of Basketball Operations Mike Petrie, Omri Casspi, Beno Udrih, Tyreke Evans, Dominic McGuire, Assistant Coach Pete Carril, Director of Player Personnel Jerry Reynolds, Assistant Coach Jim Eyen, Assistant Coach Bryan Gates, Advance Scout Bubba Burrage, Vice President of Basketball Operations and General Manager Wayne Cooper. **Back row — from left to right,** Equipment Manager Rob Pimental, Strength & Conditioning Coach Daniel Shapiro, Jon Brockman, Sean May, Ime Udoka, Athletic Trainer Pete Youngman, Assistant Trainer Manny Romero.

## FINAL STATISTICS

PLAYER	G.	MIN.	FGM	FGA	PCT.	FTM	FTA	PCT.	OFF.	DEF.	TOT.	AST.	PF	DQ	STL.	TO	BLK.	PTS.	AVG.
Evans	72	2677	36	141	.255	348	465	.748	66	314	380	414	204	2	109	216	26	1450	20.1
Martin	22	774	39	110	.355	127	155	.819	20	74	94	57	51	0	23	35	4	436	19.8
Landry (TOT)	80	2469	1	3	.333	344	427	.806	188	280	468	66	234	2	55	136	63	1343	16.8
Landry (SAC)	28	1054	1	3	.333	109	147	.741	66	116	182	26	88	1	27	50	17	504	18.0
Udrih	79	2477	75	199	.377	118	141	.837	38	181	219	372	166	0	89	136	10	1023	12.9
Thompson	75	2357	1	10	.100	198	277	.715	224	413	637	124	279	7	41	139	73	939	12.5
Casspi	77	1931	75	203	.369	117	174	.672	75	274	349	95	125	0	54	98	17	792	10.3
Hawes	72	1904	26	87	.299	73	106	.689	145	291	436	158	200	1	32	131	83	723	10.0
Greene	76	1630	69	183	.377	90	140	.643	53	181	234	71	150	2	41	93	53	647	8.5
Nocioni	75	1477	96	249	.386	71	99	.717	32	190	222	75	160	1	32	67	26	635	8.5
Garcia	25	575	23	59	.390	15	17	.882	11	55	66	45	49	0	10	21	19	202	8.1
Rodriguez*	39	517	15	42	.357	43	62	.694	15	35	50	121	46	0	29	59	3	234	6.0
Udoka	69	944	26	91	.286	42	57	.737	51	140	191	58	83	0	34	42	6	250	3.6
May	37	331	0	4	.000	21	32	.656	20	50	70	17	46	0	12	19	7	123	3.3
Brockman	52	654	0	0	---	37	62	.597	105	108	213	22	115	0	15	23	5	147	2.8
Mason*	5	66	0	0	---	3	4	.750	4	9	13	2	5	0	1	4	1	13	2.6
Temple*	5	23	0	2	.000	5	5	1.000	1	2	3	2	1	0	1	2	0	11	2.2
Armstrong*	6	56	0	0	---	2	2	1.000	5	9	14	2	5	0	2	4	4	10	1.7
Thomas*	26	313	0	0	---	7	12	.583	35	51	86	15	42	0	10	17	10	41	1.6
Dorsey*	8	52	0	0	---	4	10	.400	5	13	18	0	9	0	1	2	1	12	1.5
McGuire (TOT)	51	307	0	0	---	0	7	.000	23	56	79	11	35	0	5	17	4	38	0.7
McGuire (SAC)	10	67	0	0	---	0	2	.000	6	12	18	3	3	0	1	7	1	8	0.8
<b>KINGS</b>	<b>82</b>	<b>19880</b>	<b>482</b>	<b>1383</b>	<b>.349</b>	<b>1430</b>	<b>1969</b>	<b>.726</b>	<b>977</b>	<b>2518</b>	<b>3495</b>	<b>1679</b>	<b>1827</b>	<b>14</b>	<b>564</b>	<b>1226</b>	<b>366</b>	<b>8200</b>	<b>100.0</b>
<b>OPPONENTS</b>	<b>82</b>	<b>19880</b>	<b>497</b>	<b>1391</b>	<b>.357</b>	<b>1663</b>	<b>2149</b>	<b>.774</b>	<b>909</b>	<b>2538</b>	<b>3447</b>	<b>1683</b>	<b>1650</b>	<b>12</b>	<b>586</b>	<b>1120</b>	<b>468</b>	<b>8558</b>	<b>104.4</b>

3-Pt. FG: Sacramento Kings 482-1383 (.349); Evans 36-141 (.255); Martin 39-110 (.355); Landry 1-3 (.333) SAC, 1-3 (.333) TOT; Udrih 75-199 (.377); Thompson 1-10 (.100); Casspi 75-203 (.369); Hawes 26-87 (.299); Greene 69-183 (.377); Nocioni 96-249 (.386); Garcia 23-59 (.390); Rodriguez 15-42 (.357); Udoka 26-91 (.286); May 0-4 (.000); Temple 0-2. Opponents 497-1391 (.357).

\* Did not finish season with team

## TEAM NOTES

- Paul Westphal, in his first season as head coach of the Kings, guided Sacramento to a fifth-place finish in the Pacific Division, compiling a 25-57 regular season record.
- Sacramento ranked 10th in the NBA in rebounding (42.6 rpg), and third in offensive rebounding (11.9 orgg).
- The Kings rallied from a third-quarter 35-point deficit to defeat the Bulls, 102-98, at Chicago on December 21, 2009. It was the largest deficit to come back from and win since the Jazz overcame a 36-point deficit to beat the Nuggets on Nov. 27, 1996.
- Rookie Tyreke Evans, selected fourth overall in the 2009 NBA Draft, averaged a team-high 20.1 ppg, 5.3 rpg, a team-leading 5.8 apg, and 1.51 spg and became the first Kings player in the Sacramento era to win the NBA Rookie of the Year award.

# 2009-10 GAME-BY-GAME

G	DATE	SCORE	+/-	OPPONENT	W/L	REC	KINGS HI. SCORER/REBOUNDER	OPP. HI. SCORER/REBOUNDER	ATT
1	10/28	89-102	-13	@Okla. City	L	0-1	Martin-27/Thompson-9	Durant-25/Durant-11	18,203
2	10/30	92-97	-5	@New Orleans	L	0-2	Evans-22/Thompson-12	Paul-31/Okafor-13	17,306
3	10/31	94-113	-19	@San Antonio	L	0-3	Martin-29/Hawes-10	Parker-24/Blair,Duncan-10	16,966
4	11/2	127-116*	+11	Memphis	W	1-3	Martin-48/Hawes-11	Randolph-30/Gasol,Rndph-16	17,317
5	11/4	105-113	-8	Atlanta	L	1-4	Martin-29/Thompson-12	Crawford,Johnson-26/Horford,Johnson-8	11,751
6	11/7	104-99	+5	@Utah	W	2-4	Evans-32/Thompson-11	Williams-29/Boozer-17	18,825
7	11/8	120-107	+13	Golden State	W	3-4	Evans-23/Casspi,Thompson-10	Jackson-21/Azubuike-7	10,760
8	11/10	101-98	+3	Okla. City	W	4-4	Thompson-21/Thompson-14	Durant-37/Krstic-8	10,523
9	11/13	109-100	+9	Houston	W	5-4	Thompson-27/Thompson-11	Ariza-28/Scola-9	11,762
10	11/17	87-101	-14	Chicago	L	5-5	Greene-24/Thompson-9	Salmons-23/Noah-14	12,634
11	11/20	102-104	-2	@Dallas	L	5-6	Evans-29/Thompson-8	Nowitzki, Terry-20/Gooden-16	19,871
12	11/21	106-113	-7	@Houston	L	5-7	Hawes-24/Hawes,Nocioni-9	Scola-22/Scola-12	16,202
13	11/23	105-116	-9	@Memphis	L	5-8	Evans-28/Thompson-10	Gay-24/Gay-8	10,109
14	11/25	111-97	+14	New York	W	6-8	Greene-24/Evans-11	Lee,Robinson-25/Lee-12	11,375
15	11/27	109-96	+13	New Jersey	W	7-8	Evans,Udrih-21/Hawes-10	Harris-25/Lopez-11	12,725
16	11/29	112-96	+16	New Orleans	W	8-8	Rodriguez-24/Thompson-14	West-24/Okafor,Brown-9	11,548
17	12/2	110-105	+5	Indiana	W	9-8	Evans-26/Hawes-7	Granger-33/Foster-18	10,021
18	12/5	107-115	-8	@Phoenix	L	9-9	Evans-21/Thomas-18	Nash-32/Stoudemire-21	17,747
19	12/6	102-115	-13	Miami	L	9-10	Evans-30/Thompson-8	Wade-34/Haslem-6	13,186
20	12/8	94-96	-2	@New Orleans	L	9-11	Evans-25/Thompson-9	West-24/Okafor,West-12	13,140
21	12/9	106-118	-12	@San Antonio	L	9-12	Casspi-20/Thompson-9	Jefferson-23/McDyess-9	17,353
22	12/12	120-100	+20	Minnesota	W	10-12	Thompson-23/Thompson-12	Jefferson-26/Love-12	11,333
23	12/15	88-95	-7	@Portland	L	10-13	Evans-19/Thompson-9	Roy,Aldridge-25/Przybylla-10	20,588
24	12/16	112-109	+3	Washington	W	11-13	Evans-26/Thompson-13	Arenas-33/Haywood-14	16,579
25	12/18	96-112	-16	@Minnesota	L	11-14	Casspi-21/Thompson-9	Love,Brewer-20/Love-16	13,144
26	12/19	96-95	+1	@Milwaukee	W	12-14	Evans-24/Thompson-10	Delfino-17/Bogut-13	13,745
27	12/21	102-98	+4	@Chicago	W	13-14	Evans-23/Evans-8	Deng-26/Noah-10	19,631
28	12/23	104-117*	-13	Cleveland	L	13-15	Evans-28/Hawes-12	James-34/James-16	16,407
29	12/26	103-112**	-9	LA Lakers	L	13-16	Udrih-23/Casspi-10	Bryant-38/Odom-15	17,345
30	12/28	106-101	+5	Denver	W	14-16	Nocioni-21/Thompson-11	Anthony-34/Martin-12	14,548
31	12/30	106-116	-10	Philadelphia	L	14-17	Casspi,Greene-21/Thompson-11	Williams-22/Dalembert,Iguodala,Young-7	13,156
32	1/1	108-109	-1	@LA Lakers	L	14-18	Hawes-30/Hawes-11	Bryant-39/Gasol-16	18,997
33	1/2	91-99	-8	Dallas	L	14-19	Casspi-22/Casspi-11	Nowitzki-25/Gooden-10	14,294
34	1/5	109-113	-4	Phoenix	L	14-20	Evans-27/Evans-11	Nash-30/Richardson-9	13,630
35	1/8	101-108	-7	@Golden State	L	14-21	Evans-25/Udoka-14	Ellis-39/Biedrins-9	18,327
36	1/9	102-100	+2	Denver	W	15-21	Evans-27/Brockman-12	Billups-27/Martin-10	14,411
37	1/12	88-109	-21	Orlando	L	15-22	Evans-18/Casspi-11	Howard-30/Howard-16	14,426
38	1/15	86-98	-12	@Philadelphia	L	15-23	Martin,Thompson-19/Thompson-16	Young-20/Dalembert-12	16,767
39	1/16	86-96	-10	@Washington	L	15-24	Martin-23/Hawes-7	Butler-19/Haywood-10	17,242
40	1/18	103-105	-2	@Charlotte	L	15-25	Evans-34/Brockman-14	Wallace-28/Felton-9	13,678
41	1/20	97-108	-11	@Atlanta	L	15-26	Evans-24/Casspi-8	Crawford-20/Smith-9	14,809
42	1/22	84-100	-16	@Orlando	L	15-27	Evans-19/Thompson-10	Howard-19/Howard-15	17,461
43	1/23	84-115	-31	@Miami	L	15-28	Evans-15/Hawes,Thompson-7	Wade-27/Beasley-13	18,521
44	1/26	99-96	+3	Golden State	W	16-28	Udrih-24/Hawes-13	Curry-27/Maggette-12	14,522
45	1/29	94-101	-7	@Utah	L	16-29	Martin-33/Hawes-9	Millsap-32/Millsap-14	19,480
46	1/30	96-103	-7	Charlotte	L	16-30	Martin-31/Thompson-16	Wallace-38/Wallace-11	14,186
47	2/1	109-112*	-3	@Denver	L	16-31	Hawes-23/Brockman-11	Martin-24/Martin-12	15,544
48	2/3	113-115	-2	San Antonio	L	16-32	Evans-32/Evans-7	Hill-23/Duncan-13	12,934
49	2/5	102-114	-12	Phoenix	L	16-33	Greene-31/Casspi-8	Stoudemire-30/Stoudemire-9	14,922
50	2/7	104-115	-11	@Toronto	L	16-34	Martin-24/Hawes-11	Bosh-36/Bosh-11	18,007
51	2/9	118-114*	+4	@New York	W	17-34	Evans-27/Thompson-11	Chandler-35/Lee,Jeffries-10	19,531
52	2/10	103-97	+6	@Detroit	W	18-34	Martin-26/Hawes-11	Prince-23/Wallace-13	14,152
53	2/16	92-95	-3	Boston	L	18-35	Casspi-19/Evans,Thompson-11	Pierce,Wallace-17/Garnett-9	14,439
54	2/17	98-130	-32	@Golden State	L	18-36	Evans,Thompson-17/Thompson-15	Watson-40/Tolliver-8	17,023
55	2/20	89-99	-10	@LA Clippers	L	18-37	Evans-21/Landry-8	Gordon-30/Kaman-16	17,903
56	2/21	88-104	-16	@Phoenix	L	18-38	Landry-18/Thompson-9	Richardson-26/Stoudemire-14	17,369
57	2/23	89-101	-12	Detroit	L	18-39	Evans-28/Thompson-8	Hamilton-30/Stuckey-8	11,557
58	2/26	103-99	+4	Utah	W	19-39	Udrih-25/Hawes-12	Boozer-26/Okur-11	12,938
59	2/28	97-92	+5	LA Clippers	W	20-39	Evans-22/Hawes-9	Kaman-18/Kaman-11	13,071
60	3/2	107-113	-6	@Okla. City	L	20-40	Evans-27/Landry-7	Durant-39/Durant-10	17,677
61	3/3	84-81	+3	@Houston	W	21-40	Landry-22/Hawes,Landry-10	Brooks-22/Scola-18	15,651
62	3/5	100-108	-8	@Dallas	L	21-41	Landry-21/Hawes-9	Nowitzki-31/Nowitzki-12	19,954
63	3/7	102-108	-6	Okla. City	L	21-42	Evans-24/Landry,Thompson-8	Durant-27/Krstic-10	12,081
64	3/9	81-88	-7	@Portland	L	21-43	Evans-18/Hawes-9	Roy-19/Camby,Roy,Howard-8	20,587
65	3/10	113-90	+23	Toronto	W	22-43	Udrih-24/Evans-10	Bargnani-20/Turkoglu-7	13,412
66	3/12	94-110	-16	Portland	L	22-44	Landry-18/Evans-10	Roy-28/Camby-7	12,110
67	3/14	114-100	+14	Minnesota	W	23-44	Evans-29/Evans-9	Jefferson-22/Jefferson-10	10,736
68	3/16	99-106	-7	LA Lakers	L	23-45	Evans-25/Evans-11	Bryant-30/Bynum,Gasol-12	17,361
69	3/19	108-114**	-6	Milwaukee	L	23-46	Udrih-26/Udoka-13	Jennings-35/Bogut-11	12,098
70	3/21	102-89	+13	@LA Clippers	W	24-46	Landry-24/Hawes-10	Gordon-23/Kaman-9	17,233
71	3/22	85-102	-17	Memphis	L	24-47	Landry-23/Udrih-7	Randolph-25/Randolph-12	11,497
72	3/24	79-93	-14	@New Jersey	L	24-48	Udrih-19/Thompson-11	Lopez-26/Lopez-13	10,068
73	3/26	86-94	-8	@Boston	L	24-49	Landry-30/Greene-9	Pierce-22/Garnett-13	18,624
74	3/28	90-97	-7	@Cleveland	L	24-50	Nocioni-21/Thompson-14	James-34/Jamison-9	20,562
75	3/30	95-102	-7	@Indiana	L	24-51	Udrih,Thompson-18/Thompson-11	Granger-33/Murphy-13	13,339
76	3/31	99-108	-9	@Minnesota	L	24-52	Landry-22/Evans,Landry,Thmpsn-7	Jefferson,Brewer-19/Jefferson-12	15,582
77	4/3	87-98	-11	Portland	L	24-53	Udrih-22/Landry-9	Roy-24/Camby-15	12,875
78	4/6	86-95	-9	San Antonio	L	24-54	Evans-22/Evans-9	Jefferson-18/McDyess-11	11,732
79	4/8	116-94	+22	LA Clippers	W	25-54	Evans-28/Thompson-15	Kaman-23/Jordan-10	11,418
80	4/10	108-126	-18	Dallas	L	25-55	Landry-30/Evans-8	Nowitzki-39/Kidd-10	15,247
81	4/12	107-117	-10	Houston	L	25-56	Evans-24/Thompson-10	Martin-39/Hayes,Jeffries-7	14,549
82	4/13	100-106	-6	@LA Lakers	L	25-57	Udrih-21/Thompson-16	Gasol-28/Odom-10	18,997

\* = OT

# 2010-11 SACRAMENTO KINGS



**Front row** — from left to right, Head Coach Paul Westphal, Francisco Garcia, Omri Casspi, DeMarcus Cousins, Samuel Dalembert, Jason Thompson, Donté Greene, President Geoff Petrie. **Middle row** — from left to right, Assistant Coach Truck Robinson, Assistant Coach Mario Elie, Assistant Coach Otis Hughley, Assistant Coach Jim Eyen, Pooh Jeter, Beno Udrih, Tyreke Evans, Marcus Thornton, Assistant Coach Pete Carril, Director of Player Personnel Jerry Reynolds, Video Coordinator Todd Purves, Advance Scout Bubba Burrage, Vice President of Basketball Operations and General Manager Wayne Cooper. **Back row** — from left to right, Equipment Manager Rob Pimental, Strength & Conditioning Coach Daniel Shapiro, Darnell Jackson, Hassan Whiteside, Jermaine Taylor, Athletic Trainer Pete Youngman, Assistant Trainer Manny Romero.

## FINAL STATISTICS

PLAYER	G.	MIN.	FGM	FGA	PCT.	FTM	FTA	PCT.	OFF.	DEF.	TOT.	AST.	PF	DQ	STL.	TO	BLK.	PTS.	AVG.
Tyreke Evans	57	2107	382	933	.409	205	266	.771	46	229	275	319	143	1	85	184	30	1012	17.8
DeMarcus Cousins	81	2310	432	1004	.430	276	402	.687	217	482	699	204	332	10	85	268	68	1143	14.1
Beno Udrih	79	2734	412	824	.500	197	228	.864	41	224	265	386	181	2	94	141	9	1086	13.7
Marcus Thornton (TOT)	73	1776	350	807	.434	145	184	.788	61	197	258	135	110	0	64	93	9	933	12.8
Marcus Thornton (SAC)	27	1030	213	473	.450	95	118	.805	36	91	127	92	60	0	45	56	5	574	21.3
Carl Landry*	53	1406	238	484	.492	155	215	.721	127	126	253	50	125	0	30	82	20	631	11.9
Francisco Garcia	58	1386	207	475	.436	65	76	.855	24	109	133	71	126	0	51	45	49	560	9.7
Jason Thompson	75	1748	271	534	.507	121	200	.605	144	310	454	88	212	1	28	99	44	663	8.8
Omri Casspi	71	1702	225	546	.412	68	101	.673	74	233	307	74	115	0	54	68	13	610	8.6
Samuel Dalembert	80	1938	268	567	.473	108	148	.730	212	445	657	67	225	2	36	132	116	644	8.1
Jermaine Taylor (TOT)	34	482	94	196	.480	21	28	.750	26	36	62	32	39	0	14	46	5	223	6.6
Jermaine Taylor (SAC)	26	406	78	164	.476	16	22	.727	25	28	53	30	35	0	12	40	3	184	7.1
Donté Greene	69	1127	156	386	.404	43	65	.662	49	98	147	48	88	0	36	60	20	400	5.8
Luther Head*	36	586	68	164	.415	39	50	.780	16	44	60	70	43	0	10	32	9	200	5.6
Marquis Daniels (TOT)	49	938	114	232	.491	39	57	.684	24	89	113	64	63	0	39	38	22	271	5.5
Pooh Jeter	62	858	106	259	.409	37	41	.902	9	61	70	162	54	0	29	51	2	255	4.1
Darnell Jackson	59	486	77	158	.487	30	49	.612	49	45	94	14	61	0	12	23	3	187	3.2
Antoine Wright*	7	31	1	8	.125	0	0	---	2	1	3	0	3	0	1	1	0	2	0.3
Hassan Whiteside	1	2	0	0	---	0	0	---	0	0	0	0	2	0	0	0	0	0	0.0
<b>KINGS</b>	<b>82</b>	<b>19855</b>	<b>3134</b>	<b>6979</b>	<b>.449</b>	<b>1455</b>	<b>1981</b>	<b>.734</b>	<b>1071</b>	<b>2526</b>	<b>3597</b>	<b>1675</b>	<b>1805</b>	<b>16</b>	<b>608</b>	<b>1324</b>	<b>391</b>	<b>8151</b>	<b>99.4</b>
<b>OPPONENTS</b>	<b>82</b>	<b>19855</b>	<b>3260</b>	<b>6826</b>	<b>.478</b>	<b>1589</b>	<b>2085</b>	<b>.762</b>	<b>868</b>	<b>2508</b>	<b>3376</b>	<b>1779</b>	<b>1723</b>	<b>9</b>	<b>666</b>	<b>1204</b>	<b>464</b>	<b>8589</b>	<b>104.7</b>

3-Pt. FG: Sacramento Kings 428-1277 (.335); Casspi 92-247 (.372); Garcia 81-224 (.362); Udrih 65-182 (.357); Thornton 53-147 (.361) SAC, 88-240 (.367) TOT; Greene 45-154 (.292); Evans 43-148 (.291); Head 25-64 (.391); Taylor 12-40 (.300) SAC, 14-45 (.311); Jeter 6-30 (.200); Jackson 3-11 (.273); Cousins 3-18 (.167); Dalembert 0-4; Landry 0-3; Thompson 0-3; Dalembert 0-2. Opponents 480-1353 (.355).

\* Did not finish season with team

## TEAM NOTES

- Kings finished fourth in the Pacific Division, compiling a 24-58 regular season record. For the first time in the Sacramento era and since the 1968-69 season the Kings finished with more wins on the road (13) than at home (11).
- Sacramento was ranked second in offensive rebounds per game (13.1 rpg) and fourth in rebounding overall (43.9 rpg).
- Rookie forward-center DeMarcus Cousins set a new Sacramento-era rookie record for most rebounds in a season (699), surpassing Lionel Simmons' mark of 697, set in 1990-91.
- Marcus Thornton, acquired along with cash considerations from New Orleans in exchange for forward Carl Landry on February 23, averaged 21.3 points (.450 FG%, .361 3pt%, .805 FT%), 4.7 rebounds, 3.4 assists, and 1.67 steals per game in 27 games with the Kings. Thornton scored a career-high 42 points in a March 14th win over the Warriors.



# 2010-11 GAME-BY-GAME

G	DATE	SCORE	+/-	OPPONENT	W/L	REC	KINGS HI. SCORER/REBOUNDER	OPP. HI. SCORER/REBOUNDER	ATT
1	10/27	117-116	+1	@Minnesota	W	1-0	Garcia, Landry-22/Landry-11	Ridnour-20/Love-10	17,067
2	10/29	100-106	-6	@New Jersey	L	1-1	Garcia, Evans-18/Jackson-6	Lopez-29/Humphries-8	13,482
3	10/30	107-104	+3	@Cleveland	W	2-1	Evans-21/Cousins-10	Sessions-21/Varejao-9	20,562
4	11/1	111-108	+3	Toronto	W	3-1	Evans-23/Dalembert-14	Bargnani-28/Evans-19	17,317
5	11/3	100-112	-12	L.A. Lakers	L	3-2	Evans-21/Dalembert, Thompson-10	Bryant-30/Gasol-11	16,113
6	11/6	91-100	-9	Memphis	L	3-3	Evans-30/Dalembert-12	Gay-32/Randolph-11	14,085
7	11/10	89-98	-8	Minnesota	L	3-4	Casspi-17/Dalembert-9	Beasley-42/Beasley, Love-9	12,433
8	11/12	89-103	-14	@Phoenix	L	3-5	Landry-20/Landry-11	Nash-28/Richardson-8	18,029
9	11/14	94-100	-6	Detroit	L	3-6	Evans-20/Landry, Cousins-8	Stuckey-17/Wallace-10	12,377
10	11/17	106-113	-7	New York	L	3-7	Evans-23/Cousins-10	Gallinari, Stoudemire-27/Stoudemire-10	12,817
11	11/19	86-81	+5	New Jersey	W	4-7	Evans-20/Cousins-10	Humphries-18/Lopez,Humphries-10	11,766
12	11/21	71-75	-4	New Orleans	L	4-8	Greene-15/Dalembert, Greene-10	West-17/Okafor-12	12,003
13	11/22	83-94	-11	@Utah	L	4-9	Cousins-18/Dalembert, Cousins-9	Miles-20/Millsap-9	18,698
14	11/25	82-100	-18	@L.A. Clippers	L	4-10	Landry-18/Landry, Cousins-6	Gordon-28/Griffin-15	11,504
15	11/27	85-96	-11	Chicago	L	4-11	Thompson-18/Thompson-9	Rose-30/Brewer-10	13,504
16	11/30	98-107	-9	Indiana	L	4-12	Udrih-24/Dalembert-12	Granger-37/Hibbert-8	10,927
17	12/3	80-113	-33	@L.A. Lakers	L	4-13	Thompson-19/Thompson-10	Bryant-22/Odom-7	18,997
18	12/4	103-105	-2	Dallas	L	4-14	Evans-25/Cousins-11	Nowitzki-25/Marion-8	12,900
19	12/6	91-98	-7	@L.A. Clippers	L	4-15	Casspi-21/Dalembert-11	Gordon-29/Griffin-11	14,964
20	12/8	116-91	+25	Washington	W	5-15	Udrih-23/Thompson-14	Thornton-20/McGee-9	12,308
21	12/11	83-104	-21	Miami	L	5-16	Casspi-20/Dalembert-11	Wade-36/Bosh-17	16,396
22	12/14	105-118	-13	@Houston	L	5-17	Cousins, Landry-17/Thompson-10	Scola-23/Scola-10	13,414
23	12/15	91-94	-3	@New Orleans	L	5-18	Evans-22/Cousins-7	Paul-22/Okafor, West-9	13,325
24	12/17	87-102	-15	@Okla. City	L	5-19	Evans-22/Cousins-16	Durant-24/Ibaka-10	18,203
25	12/19	93-102	-9	Houston	L	5-20	Cousins-19/Cousins-8	Martin-22/Hayes-11	13,599
26	12/21	109-117*	-8	Golden State	L	5-21	Udrih-34/Cousins-13	Ellis-36/Lee-12	13,740
27	12/23	79-84	-5	Milwaukee	L	5-22	Udrih-17/Dalembert, Landry-12	Boykins-19/Bogut-13	12,360
28	12/27	99-100	-1	L.A. Clippers	L	5-23	Evans-32/Dalembert, Cousins-8	Gordon-31/Griffin-14	14,590
29	12/29	100-98	+2	Memphis	W	6-23	Udrih-24/Cousins-16	Randolph-35/Randolph-17	12,636
30	1/1	86-104	-18	@Denver	L	6-24	Thompson-17/Cousins-8	Billups-22/Nene-14	17,466
31	1/2	94-89	+5	Phoenix	W	7-24	Cousins-28/Landry-12	Nash-20/Hill, Gortat-6	12,500
32	1/4	102-108	-6	Atlanta	L	7-25	Evans-29/Casspi-11	Ja. Crawford-31/Smith-11	11,472
33	1/6	122-102	+20	Denver	W	8-25	Evans-27/Casspi, Cousins-6	Anthony-26/Nene-8	13,184
34	1/9	112-118	-6	@Toronto	L	8-26	Udrih-25/Thompson-11	Bargnani-30/Johnson-9	17,206
35	1/11	133-136*	-3	@Washington	L	8-27	Garcia, Udrih-26/Casspi, Cousins-8	Young-43/Blatche-13	16,226
36	1/12	95-119	-24	@Boston	L	8-28	Landry-17/Thompson-9	Pierce-25/Erden-9	18,624
37	1/14	93-83	+10	@New York	W	9-28	Udrih-29/Cousins-10	Stoudemire-25/Stoudemire-13	19,763
38	1/15	106-110	-4	@Detroit	L	9-29	Evans-25/Cousins-8	Prince-21/Monroe-7	18,784
39	1/17	98-100	-2	@Atlanta	L	9-30	Cousins-20/Greene-11	Johnson-36/Smith-10	14,820
40	1/19	90-94*	-4	Portland	L	9-31	Udrih-20/Dalembert-12	Batum-24/Przybylla-11	12,722
41	1/21	112-119*	-7	@Golden State	L	9-32	Evans-35/Thompson-12	Curry-34/Wright-12	18,428
42	1/24	96-81	+15	@Portland	W	10-32	Evans-26/Landry, Cousins-8	Matthews-21/Batum-9	20,488
43	1/25	89-94	-5	Charlotte	L	10-33	Evans, Landry-19/Evans, Casspi, Thompson-8	Jackson-21/K. Brown-18	13,984
44	1/28	100-95	+5	@L.A. Lakers	W	11-33	Cousins-27/Landry, Cousins-10	Bryant-38/Gasol-11	18,997
45	1/29	102-96	+6	New Orleans	W	12-33	Cousins-25/Cousins-12	West-21/West-7	14,534
46	2/1	90-95	-5	Boston	L	12-34	Evans, Cousins-20/Dalembert, Casspi-7	Allen-22/Perkins-10	16,482
47	2/4	100-113	-13	San Antonio	L	12-35	Evans-25/Cousins-10	Parker-25/Blair-12	15,772
48	2/7	104-107	-3	Utah	L	12-36	Cousins-25/Cousins-14	Jefferson-23/Kirilenko-8	11,509
49	2/9	100-102	-2	Dallas	L	12-37	Dalembert-20/Cousins-15	Terry-22/Kidd-8	12,310
50	2/12	97-99	-2	Okla. City	L	12-38	Evans-30/Cousins-12	Durant-35/Durant, Ibaka-6	14,987
51	2/13	113-108	+5	@Phoenix	W	13-38	Evans-21/Dalembert-15	Nash-22/Gortat-12	17,798
52	2/15	96-126	-30	@Okla. City	L	13-39	Cousins-21/Cousins-13	Cook-20/Ibaka-9	18,087
53	2/16	100-116	-16	@Dallas	L	13-40	Taylor-17/Cousins-12	Kidd-20/Haywood-10	20,420
54	2/22	97-117	-20	@Miami	L	13-41	Dalembert-18/Dalembert-13	James-31/Bosh-9	19,754
55	2/23	111-105	+6	@Orlando	W	14-41	Taylor-21/Dalembert-9	Howard-31/Howard-17	19,146
56	2/25	98-110	-12	@Charlotte	L	14-42	Dalembert-18/Thompson-13	Jackson-30/Brown-13	15,782
57	2/26	92-120	-28	@Memphis	L	14-43	Udrih-24/Casspi, Dalembert-8	Randolph-23/Randolph-12	16,028
58	2/28	105-99	+6	L.A. Clippers	W	15-43	Thornton-29/Dalembert-10	Griffin-27/Griffin-12	17,317
59	3/2	102-107	-5	Portland	L	15-44	Cousins-28/Cousins-11	Matthews-21/Camy-13	12,286
60	3/5	102-109*	-7	@Utah	L	15-45	Thornton-22/Cousins-18	Jefferson-27/Elson-9	19,911
61	3/7	101-123	-22	Houston	L	15-46	Cousins-20/Dalembert-12	Budinger-20/Lowry-7	12,561
62	3/9	102-106	-4	Orlando	L	15-47	Cousins-29/Dalembert-10	Nelson-26/Howard-15	12,728
63	3/11	103-108	-5	@San Antonio	L	15-48	Taylor, Casspi-16/Cousins-11	Parker-27/Duncan-10	18,712
64	3/12	103-115	-12	@New Orleans	L	15-49	Thornton-25/Cousins-11	Paul-33/West-9	15,530
65	3/14	129-119	+10	Golden State	W	16-49	Thornton-42/Dalembert-16	Thornton-23/Lee, Radmanovic-4	14,243
66	3/16	93-97	-4	Cleveland	L	16-50	Thornton-23/Cousins-16	Sessions-20/Hickson, Harangody-8	13,477
67	3/18	80-102	-22	Philadelphia	L	16-51	Cousins-19/Dalembert-13	Holiday-15/Young-10	15,373
68	3/20	127-95	+32	@Minnesota	W	17-51	Dalembert-26/Dalembert-17	Ridnour-22/Milicic-6	18,993
69	3/21	92-132	-40	@Chicago	L	17-52	Thornton-25/Cousins-8	Korver, Rose-18/Noah-9	21,873
70	3/23	97-90	+7	@Milwaukee	W	18-52	Thornton-27/Dalembert-12	Delfino-30/Bogut-9	14,122
71	3/25	110-93	+17	@Indiana	W	19-52	Cousins-18/Cousins-14	Granger-20/Hansbrough, Rush, George-8	13,813
72	3/27	114-111*	+3	@Philadelphia	W	20-52	Thornton-32/Dalembert-19	Holiday-28/Hawes-15	16,235
73	3/29	116-113	+3	Phoenix	W	21-52	Thornton-24/Thornton-11	Dudley, Frye-21/Gortat-11	13,774
74	3/30	90-104	-14	@Denver	L	21-53	Thornton-27/Dalembert, Thompson-6	Lawson-20/Nene-15	17,955
75	4/1	90-99	-9	Denver	L	21-54	Garcia-17/Dalembert-12	Felton-17/Nene-12	15,871
76	4/3	106-97	+9	Utah	W	22-54	Evans-24/Cousins-9	Millsap-21/Jefferson-9	17,215
77	4/5	104-101	+3	@Houston	W	23-54	Dalembert, Thornton-.21/Dalembert, Cousins-15	Martin-30/Hayes, Scola-10	15,523
78	4/6	92-124	-32	@San Antonio	L	23-55	Evans-16/Cousins-11	Ginobili-25/Duncan-8	18,590
79	4/8	96-101	-5	@Memphis	L	23-56	Thornton-18/Dalembert-16	Randolph-27/Randolph-15	16,517
80	4/10	104-103	+1	@Golden State	W	24-56	Thornton-21/Dalembert-14	Curry-27/Lee-14	19,596
81	4/11	112-120	-8	Oklahoma City	L	24-57	Cousins-30/Dalembert, Cousins, Thornton-9	Durant-32/Durant, Ibaka-8	15,683
82	4/13	108-116*	-8	L.A. Lakers	L	24-58	Thornton-33/Dalembert-18	Bryant-36/Gasol-13	17,641

\* = OT



**Front row — from left to right,** Head Coach Keith Smart, Francisco Garcia, John Salmmons, DeMarcus Cousins, Chuck Hayes, Jason Thompson, Donté Greene, President Geoff Petrie. **Middle row — from left to right,** Assistant Coach Alex English, Assistant Coach Bobby Jackson, Assistant Coach Jim Eyan, Director of Player Personnel Jerry Reynolds, Terrence Williams, Jimmer Fredette, Isaiah Thomas, Marcus Thornton, Tyreke Evans, Video Coordinator Joe Cook, Assistant Vice President Mike Petrie, Advance Scout Scott Wissell, Special Consultant Clifford Ray, Vice President of Basketball Operations and General Manager Wayne Cooper. **Back row — from left to right,** Equipment Manager Dwayne Wilson, Strength & Conditioning Coach Daniel Shapiro, Tyler Honeycutt, Hassan Whiteside, Travis Outlaw, Director of Sports Medicine Pete Youngman, Head Athletic Trainer Manny Romero.

### FINAL STATISTICS

PLAYER	G.	MIN.	FGM	FGA	PCT.	FTM	FTA	PCT.	OFF.	DEF.	TOT.	AST.	PF	DQ	STL.	TO	BLK.	PTS.	AVG.
Thornton	51	1780	352	803	.438	141	163	.865	84	104	188	98	111	3	71	84	12	952	18.7
Cousins	64	1950	448	999	.448	262	373	.702	265	438	703	102	257	7	93	170	75	1160	18.1
Evans	63	2162	408	900	.453	201	258	.779	64	225	289	283	136	0	84	171	29	1037	16.5
Thomas	65	1656	256	571	.448	154	185	.832	48	120	168	266	121	0	53	105	8	749	11.5
Thompson	64	1657	237	443	.535	109	181	.602	166	277	443	79	149	1	43	68	44	583	9.1
Fredette	61	1135	172	446	.386	40	48	.833	17	56	73	108	73	0	30	67	3	462	7.6
Salmmons	46	1250	141	345	.409	29	45	.644	20	114	134	93	77	0	37	45	7	344	7.5
Williams (TOT)	30	550	85	198	.429	27	46	.587	13	89	102	65	35	0	20	43	7	213	7.1
Williams (SAC)	18	369	65	141	.461	21	34	.618	11	63	74	55	19	0	16	33	6	159	8.8
Greene	53	777	108	266	.406	44	55	.800	19	114	133	34	67	0	18	32	29	285	5.4
Garcia	49	798	86	229	.376	24	30	.800	11	88	99	31	73	0	36	22	37	234	4.8
Hickson*	35	644	64	173	.370	37	58	.638	67	110	177	22	44	0	18	39	17	165	4.7
Outlaw	39	500	60	175	.343	31	46	.674	19	42	61	16	34	0	19	20	21	167	4.3
Hayes	54	1039	73	170	.429	26	39	.667	72	162	234	77	111	1	36	50	17	172	3.2
Whiteside	18	109	12	27	.444	5	12	.417	16	23	39	0	12	0	3	5	15	29	1.6
Honeycutt	15	88	8	24	.333	3	5	.600	3	11	14	7	3	0	4	2	3	20	1.3
<b>KINGS</b>	<b>66</b>	<b>15915</b>	<b>2490</b>	<b>5712</b>	<b>.436</b>	<b>1127</b>	<b>1532</b>	<b>.736</b>	<b>882</b>	<b>1947</b>	<b>2829</b>	<b>1271</b>	<b>1287</b>	<b>12</b>	<b>561</b>	<b>952</b>	<b>323</b>	<b>6518</b>	<b>98.8</b>
<b>OPPONENTS</b>	<b>66</b>	<b>15915</b>	<b>2668</b>	<b>5609</b>	<b>.476</b>	<b>1118</b>	<b>1468</b>	<b>.762</b>	<b>815</b>	<b>2154</b>	<b>2969</b>	<b>1571</b>	<b>13138</b>		<b>518</b>	<b>1014</b>	<b>423</b>	<b>6893</b>	<b>104.4</b>

3-Pt. FG: Sacramento Kings 411-1301 (.316); Thomas 83-219 (.379); Fredette 78-216 (.361); Thornton 107-310 (.345); Honeycutt 1-3 (.333); Williams 8-27 (.296); 16-46 (.348) TOT; Salmmons 33-112 (.295); Garcia 38-131 (.290); Outlaw 16-60 (.267); Greene 25-105 (.238); Evans 20-99 (.202); Cousins 2-14 (.143); Thompson 0-2; Hayes 0-2; Hickson 0-1. Opponents 439-1236 (.355)

\* Did not finish season with team

### TEAM NOTES

- Kings finished fourth in the Pacific Division, compiling a 22-44 regular season record. Keith Smart was named head coach on January 5, 2012, replacing Paul Westphal after the first seven games of the lockout-shortened season. Sacramento posted a 16-17 home record, surpassing the 11-win home total in 2010-11.
- The Kings ranked second in the NBA in offensive rebounding (13.4 orpg), fifth in steals (8.50 spg), sixth in scoring (98.8 ppg), and 10th in rebounding (42.9 rpg). It marked the third straight season in which the Kings finished in the top 3 in offensive rebounding and top 10 in rebounding.
- Rookie Isaiah Thomas was named to the 2011-12 NBA All-Rookie Second Team. Thomas was named back-to-back Western Conference Rookie of the Month in February and March, becoming only the fourth Kings rookie in the Sacramento era to win the award.
- Marcus Thornton led the Kings in scoring (18.7 ppg), three-pointers made (107) and attempted (310), and free throw percentage (.865).
- DeMarcus Cousins ranked first in the NBA in offensive rebounding (4.1 orpg) and 265 total offensive rebounds) and charges taken (47). His 11.0 rpg was tied with Kris Humphries for fourth in the NBA. Cousins recorded a team-high 36 double-doubles, sixth highest in the league.

# 2011-12 GAME-BY-GAME

G	DATE	SCORE	+/-	OPPONENT	W/L	REC	KINGS HI. SCORER/REBOUNDER	OPP. HI. SCORER/REBOUNDER	ATT
1	12/26	100-91	+9	L.A. Lakers	W	1-0	Thornton-27/Cousins-11	Bryant-29/Gasol-9	17,317
2	12/27	79-101	-22	@ Portland	L	1-1	Cousins-16/Hayes,Cousins-11	Wallace-25/Camby-9	20,350
3	12/29	98-108	-10	Chicago	L	1-2	Thornton-20/Cousins-12	Rose-19/Boozer-15	17,317
4	12/31	92-114	-22	New York	L	1-3	Thornton-14/Hayes-13	Anthony-23/Harrelson-12	16,175
5	1/1	96-80	+16	New Orleans	W	2-3	Evans-27/Hayes-10	Ariza-17/Kaman-15	13,628
6	1/3	86-113	-17	@ Memphis	L	2-4	Fredette-17/Hickson-10	Gay-23/Gasol-15	12,391
7	1/4	83-110	-27	@ Denver	L	2-5	Cousins-26/Evans,Hayes,Thompson-5	Harrington-15/Koufos-11	14,562
8	1/5	103-100	+3	Milwaukee	W	3-5	Thornton-27/Cousins-15	Jennings-31/Gooden-9	11,813
9	1/8	97-104	-7	Orlando	L	3-6	Evans-28/Hickson-11	J.Richardson-22/Anderson-11	14,150
10	1/10	85-112	-27	@ Philadelphia	L	3-7	Cousins-17/Cousins-10	Brand-21/Brand,Turner-10	10,255
11	1/11	98-91	+7	@ Toronto	W	4-7	Evans-29/Cousins-19	Barbosa-24/Bargnani-10	14,323
12	1/13	89-103	-14	@ Houston	L	4-8	Evans-27/Greene-8	Lowry-25/Dalembert-16	12,870
13	1/14	60-99	-39	@ Dallas	L	4-9	Thornton-14/Cousins-10	Terry-21/Marion-8	20,313
14	1/16	86-99	-13	@ Minnesota	L	4-10	Garcia,Thmpsn,Thornton-12/Evans-8	Love-33/Love-11	16,159
15	1/18	92-88	+4	Indiana	W	5-10	Thornton-17/Cousins-19	Collison,Granger-16/George-9	14,170
16	1/20	88-86	+2	@ San Antonio	W	6-10	Evans-23/Cousins-13	Parker-24/Duncan-10	18,581
17	1/21	95-128	-33	@ Memphis	L	6-11	Greene-21/Cousins-11	Gay-23/Speights-15	16,562
18	1/23	89-101	-12	@ Portland	L	6-12	Cousins-18/Cousins-13	Crawford-26/Aldridge-16	20,363
19	1/25	93-122	-29	Denver	L	6-13	Fredette-19/Cousins-15	Gallinari-23/Miller-10	12,097
20	1/28	93-96	-3	@ Utah	L	6-14	Evans-31/Cousins-9	Hayward-21/Millsap-14	19,911
21	1/31	90-93	-3	@ Golden State	L	6-15	Evans-22/Cousins-14	Rush-20/Rush-6	17,753
22	2/2	95-92	+3	Portland	W	7-15	Thornton-20/Thompson-12	Aldridge-28/Aldridge-14	11,740
23	2/4	114-106*	+8	Golden State	W	8-15	Thornton-28/Cousins-20	D.Wright-24/Biedrins, Lee,McGuire-5	16,411
24	2/6	100-92	+8	@ New Orleans	W	9-15	Cousins-28/Cousins-19	Vasquez-20/Kaman-12	13,222
25	2/7	84-86	-2	@ Minnesota	L	9-16	Thornton-22/Cousins,Hickson-11	Pekovic-23/Beasley-14	14,073
26	2/9	106-101	+5	Oklahoma City	W	10-16	Evans-22/Thompson-10	Westbrook-33/Ibaka-9	17,317
27	2/11	84-98	-14	Phoenix	L	10-17	Cousins-26/Cousins-9	Dudley-20/Dudley-10	16,964
28	2/14	115-121	-6	@ Chicago	L	10-18	Cousins-28/Cousins-17	Deng-23/Noah-11	21,936
29	2/15	85-100	-15	@ New York	L	10-19	Evans-19/Hickson-6	Fields-15/Fields-10	19,763
30	2/17	108-114	-6	@ Detroit	L	10-20	Cousins-26/Cousins-15	Stuckey-36/Prince-10	14,686
31	2/19	92-93	-1	@ Cleveland	L	10-21	Thomas-23/Thornton-10	Irving-23/Casspi,Thompson-12	16,812
32	2/21	108-120	-12	@ Miami	L	10-22	Thomas-24/Thompson-10	Wade-30/Bosh-10	20,068
33	2/22	115-107	+8	@ Washington	W	11-22	Evans,Thornton-22/Cousins-16	Crawford-32/McGee-10	17,085
34	2/28	103-96	+7	Utah	W	12-22	Cousins-22/Cousins-11	Harris-18/Favors-11	13,896
35	3/1	100-108	-8	L.A. Clippers	L	12-23	Cousins-23/Cousins-10	Paul-22/Griffin-9	15,512
36	3/2	107-115	-8	@ L.A. Lakers	L	12-24	Garcia-18/Cousins-13	Bryant-38/Bynum-15	18,997
37	3/4	88-96	-8	@ Phoenix	L	12-25	Thornton-21/Cousins-14	Nash-19/Gortat-17	15,026
38	3/5	116-119*	-3	@ Denver	L	12-26	Evans,Thornton-27/Thompson-8	Afflalo-32/Faried-12	14,823
39	3/7	99-98	+1	New Orleans	W	13-26	Thornton-25/Thompson-8	Jack-25/Kaman-11	13,487
40	3/9	110-97	+13	Dallas	W	14-26	Evans,Thornton-17/Evans-9	Terry-23/Nowitzki-9	16,857
41	3/11	99-106	-7	Atlanta	L	14-27	Cousins-28/Cousins-12	Smith-28/Pachulia-13	13,976
42	3/13	89-115	-16	Golden State	L	14-28	Cousins-19/Cousins-12	Lee,Robinson,Rush-17/Wright-10	12,011
43	3/14	112-124	-12	Detroit	L	14-29	Evans-23/Thompson-15	Stuckey-35/Monroe-11	12,173
44	3/16	120-95	+25	Boston	W	15-29	Thornton-36/Thompson-15	Allen-26/Garnett-9	17,317
45	3/18	115-99	+16	Minnesota	W	16-29	Thornton-24/Thompson-10	Love-21/Love-11	15,616
46	3/20	119-110	+9	Memphis	W	17-29	Thornton-31/Thompson-13	Gay-23/Gasol-10	11,105
47	3/22	102-103	-1	Utah	L	17-30	Evans-25/Cousins-18	Jefferson-26/Favors-10	11,646
48	3/24	108-111	-3	@ Golden State	L	17-31	Cousins-28/Cousins-18	Thompson-31/Lee-14	19,596
49	3/26	106-113*	-7	@ Houston	L	17-32	Cousins-38/Cousins-14	Patterson-24/Scola-14	13,572
50	3/28	112-117	-5	San Antonio	L	17-33	Thomas-28/Cousins-11	Ginobili-20/Leonard-9	13,119
51	3/30	104-103	+1	@ Utah	W	18-33	Cousins-27/Cousins-14	Jefferson-27/Jefferson-16	19,911
52	3/31	99-111	-12	New Jersey	L	18-34	Evans-23/Thompson-10	Morrow-24/Humphries-12	14,370
53	4/2	116-108	+8	Minnesota	W	19-34	Evans-24/Williams-12	Love-23/Love-7	12,279
54	4/3	100-109	-9	Phoenix	L	19-35	Cousins-41/Cousins-12	Gortat-20/Gortat-10	12,462
55	4/5	85-93	-8	L.A. Clippers	L	19-36	Thomas-17/Thompson-16	Foye-20/Griffin-9	14,411
56	4/7	94-109	-15	@ L.A. Clippers	L	19-37	Cousins-15/Cousins-20	Griffin-27/Griffin-14	19,060
57	4/8	87-104	-17	Houston	L	19-38	Williams-21/Whiteside-10	Lee-25/Patterson,Dalembert-10	13,299
58	4/10	100-110	-10	@ Dallas	L	19-39	Cousins-25/Cousins-18	Beaubois,Nowitzki-15/Marion-14	20,241
59	4/11	96-105	-9	@ New Orleans	L	19-40	Thornton-25/Thompson-7	Smith-22/Kaman-10	16,906
60	4/13	89-115	-26	@ Oklahoma City	L	19-41	Thomas-21/Cousins-12	Durant-29/Perkins-11	18,203
61	4/15	104-103	+1	Portland	W	20-41	Cousins-23/Cousins,Hayes-7	Matthews-31/Hickson-13	16,012
62	4/18	102-127	-25	San Antonio	L	20-42	Thomas-21/Cousins-9	Neal,Splitter-17/Splitter-7	16,954
63	4/20	92-103	-11	Oklahoma City	L	20-43	Cousins-18/Cousins-9	Durant-29/Durant-14	16,882
64	4/22	114-88	+26	@ Charlotte	W	21-43	Cousins-29/Thompson-11	Brown,Mullens,Walker-13/Mullens-8	11,317
65	4/24	110-118	-8	@ Oklahoma City	L	21-44	Cousins-32/Cousins,Outlaw-7	Durant-32/Durant-9	18,203
66	4/26	113-96	+17	L.A. Lakers	W	22-44	Cousins-23/Cousins-19	McRoberts-16/McRoberts-9	16,281

\* = OT



**Front row — from left to right, Head Coach Keith Smart, John Salmons, Marcus Thornton, DeMarcus Cousins, Chuck Hayes, Jason Thompson, Patrick Patterson, President of Basketball Operations Geoff Petrie. Middle row — from left to right, Assistant Coach Alex English, Director of Player Development Fat Lever, Assistant Coach Bobby Jackson, Assistant Coach Jim Eyan, Director of Player Personnel Jerry Reynolds, Toney Douglas, Jimmer Fredette, Isaiah Thomas, Tyreke Evans, Advance Scout Scott Wissell, Special Assistant Ross McMains, Assistant Coach Clifford Ray, Vice President and General Manager of Basketball Operations Wayne Cooper. Back row — from left to right, Equipment Manager Dwayne Wilson, Strength & Conditioning Coach Daniel Shapiro, James Johnson, Cole Aldrich, Travis Outlaw, Director of Sports Medicine Pete Youngman, Assistant Equipment Manager Miguel Lopez, Head Athletic Trainer Manny Romero.**

## FINAL STATISTICS

PLAYER	G	GS	MIN	FG	FGA	PCT	3FG	3FGA	3PCT	FT	FTA	PCT	OFF	DEF	TOT	AST	PF	DQ	STL	TO	BLK	PTS	AVG
Cousins	75	74	2289	482	1036	.465	4	22	.182	312	423	.738	222	524	746	199	269	4	108	225	55	1280	17.1
Evans	65	61	2016	366	765	.478	45	133	.338	210	271	.775	56	231	287	229	133	0	90	128	27	987	15.2
Thomas	79	62	2122	366	832	.440	115	321	.358	253	287	.882	29	132	161	316	167	0	67	140	3	1100	13.9
Thornton	72	8	1726	332	774	.429	141	379	.372	111	126	.881	50	131	181	91	105	0	61	68	4	916	12.7
Thompson	82	81	2285	374	745	.502	0	3	.000	143	206	.694	172	377	549	84	227	1	48	101	61	891	10.9
Patterson (TOT)	71	41	1775	319	623	.512	51	132	.386	48	63	.762	113	224	337	81	138	0	31	61	40	737	10.4
Patterson (SAC)	24	3	556	83	168	.494	16	36	.444	11	14	.786	40	76	116	30	48	0	13	19	13	193	8.0
Salmons	76	72	2278	244	612	.399	99	267	.371	85	110	.773	33	174	207	226	143	1	51	85	25	672	8.8
Brooks	46	20	959	139	303	.459	48	127	.378	40	52	.769	12	66	78	108	89	2	29	63	7	366	8.0
Douglas (TOT)	71	0	1288	188	466	.403	82	216	.380	76	84	.905	34	104	138	151	145	0	71	81	3	534	7.5
Douglas (SAC)	22	0	376	49	114	.430	21	54	.389	16	16	1.000	11	37	48	58	42	0	31	25	1	135	6.1
Fredette	69	0	967	172	409	.421	65	156	.417	85	99	.859	19	52	71	92	64	0	31	68	3	494	7.2
Outlaw	38	2	444	74	177	.418	14	50	.280	38	52	.731	17	44	61	21	35	0	11	19	8	200	5.3
Garcia	40	15	710	77	205	.376	40	109	.367	12	14	.857	7	61	68	43	66	0	32	20	31	206	5.2
Johnson	54	11	878	117	283	.413	2	21	.095	40	67	.597	49	96	145	58	99	0	41	68	50	276	5.1
Robinson	51	0	809	103	243	.424	0	0	---	41	71	.577	92	146	238	36	95	0	25	65	21	247	4.8
Hayes	74	1	1209	84	190	.442	0	1	.000	30	48	.625	113	186	299	112	114	0	31	44	18	198	2.7
Aldrich (TOT)	45	0	388	44	80	.550	0	0	---	12	20	.600	30	90	120	9	60	0	5	23	23	100	2.2
Aldrich (SAC)	15	0	175	21	37	.568	0	0	---	8	11	.727	18	45	63	3	19	0	2	9	14	50	3.3
Honeycutt	9	0	32	3	11	.273	0	2	.000	2	2	1.000	3	7	10	2	2	0	0	5	1	8	0.9
KINGS	82	-	19830	3086	6904	.447	610	1681	.363	1437	1869	.769	943	2385	3328	1708	1717	8	671	1199	342	8219	100.2
OPPONENTS	82	-	19830	3222	6831	.472	625	1762	.355	1550	1980	.783	973	2601	3574	2058	1636	6	624	1208	517	8619	105.1

## TEAM NOTES

- The Kings finished fourth in the Pacific Division, compiling a 28-54 regular season record. Sacramento posted a 20-21 home record. Sacramento posted a 15-2 record when shooting 50 percent or better from the field.
- The Kings ranked 10th in the NBA in scoring (100.2 ppg), 11th in free throw percentage (.769) and 12th in three-point field goal percentage (.363).
- DeMarcus Cousins, in his third NBA season, led the Kings in scoring (17.1 ppg), rebounding (9.9 rpg, 9th in the NBA), and steals (1.44 spg). Among centers, Cousins ranked second in steals, tied for fourth in scoring, 10th in rebounding, sixth in assists (2.7 apg) and second in free throws made per game (4.2). Cousins recorded his first career triple-double with 12 points, 10 rebounds, and a career-high 10 assists in a win against New York (12/28/12).
- Sacramento traded rookie forward Thomas Robinson (selected fifth overall in the 2012 NBA Draft), guard Francisco Garcia and Tyler Honeycutt to Houston in exchange for forward Patrick Patterson, guard Toney Douglas, center Cole Aldrich and cash considerations on February 20, 2013.
- On May 31, 2013, the sale of the Sacramento Kings to an ownership group led by Vivek Ranadivé was completed. The Maloof family had owned the Kings for the previous 13 seasons (1999-00 - 2012-13).



# 2012-13 GAME-BY-GAME

G	DATE	SCORE	+/-	OPPONENT	W/L	REC	KINGS HI. SCORER/REBOUNDER	OPP. HI. SCORER/REBOUNDER	ATT
1	10/31	87-93	-6	@Chicago	L	0-1	Evans-21/Evans,Thompson-8	Noah-23/Deng-12	21,313
2	11/2	80-92	-12	@Minnesota	L	0-2	Thomas-20/Hayes-11	Barea-21/Cunningham-9	19,356
3	11/3	98-106**	-8	@Indiana	L	0-3	Thornton-26/Cousins-13	Hill,West-18/West-18	18,165
4	11/5	94-92	+2	Golden State	W	1-3	Cousins-23/Cousins-15	Thompson-22/Thompson-7	17,317
5	11/7	105-103	+2	Detroit	W	2-3	Cousins-21/Cousins-11	Knight,Monroe-21/Monroe-12	10,185
6	11/9	86-97	-11	San Antonio	L	2-4	Thornton,Thompson-17/Cousins-9	Duncan-23/Duncan-12	13,505
7	11/11	90-103	-13	@L.A. Lakers	L	2-5	Fredette-18/Thompson-10	Howard-23/Howard-18	18,997
8	11/13	86-103	-17	Portland	L	2-6	Johnson-16/Thompson-11	Lillard-22/Hickson-13	10,153
9	11/16	96-112	-16	@Atlanta	L	2-7	Thompson-19/Cousins-16	Korver-22/Horford-10	11,814
10	11/18	90-99	-9	Brooklyn	L	2-8	Cousins-29/Thompson-8	Blatche-22/Humphries-10	11,965
11	11/21	113-97	+16	L.A. Lakers	W	3-8	Thornton-23/Thompson-10	Bryant-38/Gasol,Howard-9	15,249
12	11/23	102-104	-2	@Utah	L	3-9	Evans-19/Cousins-7	Hayward-23/Favors-14	18,000
13	11/24	108-97	+11	Utah	W	4-9	Evans-27/Cousins,Thompson-9	Foye-17/Millsap-8	12,239
14	11/27	89-97	-8	Minnesota	L	4-10	Cousins,Evans-20/Evans-7	Love-23/Love-24	10,741
15	11/30	92-97	-5	Indiana	L	4-11	Cousins-19/Cousins-16	West-31/West-11	12,544
16	12/1	81-116	-35	@L.A. Clippers	L	4-12	Thornton-20/Thompson-12	Crawford-17/Griffin-9	19,060
17	12/5	107-100	+7	Toronto	W	5-12	Cousins-25/Cousins-13	Lowry-34/Davis-11	12,476
18	12/7	91-82	+9	Orlando	W	6-12	Cousins,Thomas-17/Cousins-14	Davis-20/Davis-11	16,305
19	12/8	99-80	+19	@Portland	W	7-12	Cousins,Salmmons-19/Cousins-12	Aldridge-17/Hickson-15	19,454
20	12/10	96-119	-23	@Dallas	L	7-13	Cousins,Garcia-25/Thompson-12	Mayo-19/Mayo-7	19,737
21	12/12	85-98	-13	@Milwaukee	L	7-14	Evans-17/Thompson-15	Jennings-19/Ilyasova-14	11,491
22	12/14	103-113	-10	@Okla. City	L	7-15	Thomas-26/Cousins-7	Durant-31/Ibaka-11	18,203
23	12/16	97-122	-25	Denver	L	7-16	Thomas-20/Cousins-11	McGee-19/Faried,Iguodala-8	13,327
24	12/17	90-101	-11	@Phoenix	L	7-17	Fredette-22/Cousins-10	Brown-22/Gortat-13	13,068
25	12/19	131-127	+4	Golden State	W	8-17	Cousins-24/Thompson-15	Curry-32/Lee-8	12,885
26	12/21	85-97	-12	@L.A. Clippers	L	8-18	Fredette-16/Thompson-8	Paul-24/Griffin-13	19,060
27	12/23	108-96	+12	Portland	W	9-18	Thornton-22/Salmmons-7	Aldridge-22/Aldridge,Hickson-11	13,244
28	12/26	91-109	-18	@Portland	L	9-19	Salmmons-19/Hayes-9	Aldridge-28/Hickson-14	20,545
29	12/28	106-105	+1	New York	W	10-19	Thornton-18/Cousins-10	J.Smith-28/Chandler-18	16,407
30	12/30	118-96	+22	Boston	W	11-19	Thomas-27/Cousins-10	Pierce,Terry-20/Garnett-12	15,305
31	1/1	97-103	-6	@Detroit	L	11-20	Cousins-21/Cousins-14	Knight-20/Drummond,Monroe-11	12,175
32	1/2	97-94	+3	@Cleveland	W	12-20	Thompson-19/Cousins-16	Irving-22/Thompson-13	12,331
33	1/4	105-96	+9	@Toronto	W	13-20	Cousins-31/Cousins-20	Lowry-24/Davis-13	17,824
34	1/5	93-113	-20	@Brooklyn	L	13-21	Cousins-28/Cousins-11	Lopez-18/Evans-12	17,732
35	1/7	81-113	-32	Memphis	L	13-22	Salmmons-17/Robinson-12	Ellington-26/Randolph-7	11,531
36	1/10	112-117*	-5	Dallas	L	13-23	Cousins-29/Robinson-10	Mayo-24/Marion,Mayo-10	14,011
37	1/12	99-128	-29	Miami	L	13-24	Thomas-34/Robinson-10	Chalmers-34/Anthony-7	14,367
38	1/14	124-118	+6	Cleveland	W	14-24	Cousins-26/Cousins-14	Walters-33/Thompson-15	12,194
39	1/16	95-94	+1	Washington	W	15-24	Cousins,Evans,Salmmons-21/Cousins-16	Beal-26/Nene,Webster-9	11,611
40	1/18	69-85	-16	@Memphis	L	15-25	Cousins-22/Cousins-12	Conley-19/Gasol-10	15,910
41	1/19	97-93	+4	@Charlotte	W	16-25	Thornton-18/Cousins-10	Sessions-16/Haywood-7	17,012
42	1/21	105-114	-9	@New Orleans	L	16-26	Cousins-29/Cousins-13	Anderson-27/Aminu-11	10,880
43	1/23	96-106	-10	Phoenix	L	16-27	Evans-16/Cousins-15	Scola-21/Scola-7	12,741
44	1/25	95-105	-10	Oklahoma City	L	16-28	Evans-16/Cousins,Salmmons-8	Durant,Martin-24/Durant-11	15,022
45	1/26	93-121	-28	@Denver	L	16-29	Brooks-16/Robinson-10	Lawson-26/Faried,Miller-9	17,651
46	1/28	96-94	+2	@Washington	W	17-29	Thomas-22/Evans,Hayes,Thompson-5	Okafor-23/Okafor-15	13,422
47	1/30	81-99	18	@Boston	L	17-30	Evans-19/Evans-11	Pierce-16/Pierce-10	18,624
48	2/1	80-89	-9	@Philadelphia	L	17-31	Evans-29/Cousins-12	T. Young-23/Young-15	17,927
49	2/2	81-120	-39	@New York	L	17-32	Cousins-25/Cousins-9	J. Smith-25/Chandler-20	19,033
50	2/4	91-98*	-7	@Utah	L	17-33	Thompson-23/Thompson-10	Foye-20/Jefferson-12	17,742
51	2/9	120-109	+11	Utah	W	18-33	Thomas-25/Cousins-11	Burks-26/Favors,Millsap-8	16,193
52	2/10	117-111	+6	Houston	W	19-33	Salmmons,Thomas-23/Hayes-12	Harden-30/Asik-12	15,526
53	2/12	101-108	-7	@Memphis	L	19-34	Cousins-23/Cousins,Evans-7	Gasol-24/Gasol-12	14,722
54	2/13	100-123	-23	@Dallas	L	19-35	Evans-23/Cousins-13	Carter-26/Marion-9	19,892
55	2/19	102-108	-6	San Antonio	L	19-36	Thomas-22/Thompson-8	Parker-30/Duncan-14	14,940
56	2/22	108-122	-14	@Atlanta	L	19-37	Thomas-30/Cousins-13	Horford-24/Horford-8	15,031
57	2/24	95-110	-15	@New Orleans	L	19-38	Salmmons-18/Cousins-10	Davis-20/Anderson-9	12,788
58	2/26	129-141**	-12	@Miami	L	19-39	Thornton-36/Cousins-15	James-40/Bosh,James,Wade-8	19,734
59	2/27	125-101	+24	@Orlando	W	20-39	Salmmons-21/Thornton-8	Harris-23/Afflalo-7	16,722
60	3/1	102-130	-28	@San Antonio	L	20-40	Thornton-25/Cousins-7	Blair-16/Splitter-11	18,581
61	3/3	119-83	+36	Charlotte	W	21-40	Salmmons-22/Thompson-14	Henderson,Mullens-12/Kidd-Gilchrist,McRoberts-6	14,555
62	3/5	113-120	-7	Denver	L	21-41	Thornton-32/Cousins-13	Lawson-24/Faried-12	11,923
63	3/6	83-87	-4	@Golden State	L	21-42	Thompson-17/Patterson,Thompson-8	Thompson-20/Lee-10	19,596
64	3/8	121-112	+9	Phoenix	W	22-42	Thomas-27/Cousins-14	Beasley-24/Scola-9	13,501
65	3/10	113-115	-2	Milwaukee	L	22-43	Cousins-24/Cousins-10	Ellis-29/Dalembert-11	14,761
66	3/13	121-79	+42	Chicago	W	23-43	Evans-26/Patterson-9	Boozer-21/Noah-9	14,426
67	3/17	102-113	-11	@L.A. Lakers	L	23-44	Thomas-26/Hayes,Thompson-7	Jamison-27/Howard-17	18,997
68	3/19	116-101	+15	L.A. Clippers	W	24-44	Thornton-25/Cousins-11	Griffin-26/Jordan-9	13,563
69	3/21	101-98	+3	Minnesota	W	25-44	Thomas-24/Cousins-14	Pekovic-18/Pekovic-12	12,176
70	3/23	95-101	-6	@Denver	L	25-45	Cousins-24/Cousins-15	Gallinari-19/Faried,Koufos-9	19,155
71	3/24	103-117	-14	Philadelphia	L	25-46	Thomas-25/Cousins-9	Wright-22/Hawes,Holiday-10	14,647
72	3/27	105-98	+7	@Golden State	W	26-46	Thomas-31/Patterson,Thompson-9	Lee-20/Lee-10	19,596
73	3/28	117-103	+14	@Phoenix	W	27-46	Cousins-34/Cousins-14	Scola-25/Beasley-8	15,086
74	3/30	98-103	-5	L.A. Lakers	L	27-47	Evans-21/Cousins-11	Howard-24/Howard-15	17,317
75	4/3	102-112	-10	Houston	L	27-48	Evans-22/Thompson-15	Parsons-29/Jones-12	12,377
76	4/5	108-117	-9	Dallas	L	27-49	Thomas-29/Thompson-16	Marion-25/Marion-12	13,903
77	4/7	87-89	-2	Memphis	L	27-50	Cousins-22/Cousins,Hayes-9	Conley-25/Gasol-10	15,205
78	4/10	121-110	11	New Orleans	W	28-50	Salmmons-22/Thompson-8	Gordon-23/Davis-10	14,275
79	4/12	101-108	-7	@San Antonio	L	28-51	Cousins-19/Cousins-12	Parker-22/Splitter-12	18,581
80	4/14	100-121	-21	@Houston	L	28-52	Outlaw-15/Aldrich-12	Harden-29/Asik-12	18,138
81	4/15	95-104	-9	@Okla. City	L	28-53	Thomas-16/Aldrich-13	Durant-29/Brewer-13	18,203
82	4/17	108-112	-4	L.A. Clippers	L	28-54	Cousins-36/Cousins-22	Paul-25/Jordan-10	17,317

\* = OT

# 2013-14 SACRAMENTO KINGS



## Front row — from left

to right, Head Coach Michael Malone, Reggie Evans, Jason Thompson, DeMarcus Cousins, Rudy Gay, Quincy Acy, Assistant Coach Chris Jent.

## Middle row — from

left to right, Assistant Coach/Assistant Director of Player Development Ryan Bowen, Assistant Coach Corliss Williamson, Assistant Coach/Director of Player Development Dee Brown, Assistant Coach Micah Nori, Ben McLemore, Jared Cunningham, Isaiah Thomas, Ray McCallum, Director of Athletic Performance Chip Schaefer, Director of Sports Medicine Pete Youngman, Head Athletic Trainer Manny Romero. **Back row**

— from left to right, Derrick Williams, Aaron Gray, Travis Outlaw. **Not pictured:** Carl Landry.

## FINAL STATISTICS

PLAYER	G	GS	MIN	FG	FGA	PCT	3FG	3FGA	3PCT	FT	FTA	PCT	OFF	DEF	TOT	AST	PF	DQ	STL	TO	BLK	PTS	AVG
Cousins	71	71	2298	591	1191	.496	0	7	.000	432	595	.726	218	613	831	207	270	4	109	251	91	1614	22.7
Thomas	72	54	2497	496	1096	.453	127	364	.349	346	407	.850	47	163	210	454	185	0	93	213	8	1465	20.3
Gay (TOT)	73	73	2531	537	1179	.455	65	197	.330	318	387	.822	113	324	437	209	171	2	95	224	56	1457	20.0
Gay (SAC)	55	55	1892	407	844	.482	43	138	.312	250	299	.836	84	220	304	169	124	1	67	165	33	1107	20.1
Vasquez*	18	18	465	65	150	.433	16	50	.320	30	32	.938	5	29	34	95	38	0	6	27	1	176	9.8
McLemore	82	55	2187	255	679	.376	95	297	.320	115	143	.804	53	182	235	82	201	1	45	96	18	720	8.8
Thornton*	46	26	1121	142	373	.381	57	179	.318	42	52	.808	39	85	124	47	74	0	31	38	8	383	8.3
Williams (TOT)	78	15	1820	206	482	.427	26	99	.263	186	259	.718	71	252	323	56	114	0	48	76	20	624	8.0
Williams (SAC)	67	15	1658	187	428	.437	24	84	.286	172	243	.708	68	229	297	55	105	0	44	70	16	570	8.5
Thompson	82	61	2007	251	496	.506	0	0	---	84	145	.579	153	374	527	53	251	5	32	95	56	586	7.1
Patterson*	17	6	415	50	122	.410	9	39	.231	9	16	.563	34	65	99	15	39	0	13	16	3	118	6.9
Bowen	45	10	897	113	300	.377	22	59	.373	32	43	.744	18	61	79	120	69	0	22	39	9	280	6.2
Corliss	41	0	463	94	198	.475	36	73	.493	17	19	.895	7	38	45	61	28	0	14	44	3	241	5.9
Williamson	18	8	445	41	117	.350	16	42	.381	7	7	1.000	8	38	46	44	32	0	12	14	8	105	5.8
Outlaw	63	4	1065	130	326	.399	41	117	.350	42	52	.808	36	132	168	48	94	0	20	26	19	343	5.4
Terry (TOT)	35	0	570	55	152	.362	39	103	.379	10	15	.667	4	33	37	56	48	0	13	27	0	159	4.5
Mbaha Moute*	9	5	196	15	32	.469	1	3	.333	9	13	.692	9	18	27	15	18	1	9	4	5	40	4.4
Landry	18	1	233	31	60	.517	0	0	---	14	17	.824	15	42	57	5	34	1	3	9	1	76	4.2
Evans (TOT)	54	20	899	71	150	.473	0	0	---	72	130	.554	115	219	334	21	119	1	37	58	3	214	4.0
Evans (SAC)	24	14	500	48	91	.527	0	0	---	37	65	.569	62	123	185	16	65	1	24	30	1	133	5.5
Acy (TOT)	63	0	848	66	141	.468	4	15	.267	35	53	.660	72	144	216	28	122	1	23	30	26	171	2.7
Acy (SAC)	56	0	786	60	127	.472	2	10	.200	30	45	.667	67	134	201	24	114	1	19	28	23	152	2.7
Johnson (TOT)	45	0	392	36	113	.319	9	47	.191	19	26	.731	9	46	55	20	26	0	6	15	2	100	2.2
Johnson (SAC)	7	0	50	3	17	.176	1	6	.167	2	4	.500	2	2	4	4	3	0	0	1	1	9	1.3
Haynes*	16	1	179	14	32	.438	0	0	---	5	7	.714	20	27	47	6	18	0	11	7	2	33	2.1
Cunningham (TOT)	13	0	80	6	21	.286	1	7	.143	13	16	.813	1	5	6	8	16	0	3	2	0	26	2.0
Cunningham (SAC)	8	0	58	5	19	.263	1	6	.167	13	14	.929	1	4	5	5	13	0	3	0	0	24	3.0
Gray (TOT)	37	6	354	27	61	.443	0	1	.000	11	20	.550	42	69	111	22	64	0	10	31	8	65	1.8
Gray (SAC)	33	6	335	25	58	.431	0	1	.000	10	18	.556	39	64	103	19	57	0	10	27	8	60	1.8
Ndiaye*	14	0	74	3	9	.333	0	0	---	0	1	.000	5	13	18	3	15	0	0	3	4	6	0.4
White*	3	0	9	0	1	.000	0	0	---	0	0	---	0	0	0	0	2	0	0	0	0	0	0.0
<b>KINGS</b>	<b>82</b>	<b>-</b>	<b>19830</b>	<b>3026</b>	<b>6766</b>	<b>.447</b>	<b>491</b>	<b>1475</b>	<b>.333</b>	<b>1698</b>	<b>2237</b>	<b>.759</b>	<b>990</b>	<b>2656</b>	<b>3646</b>	<b>1547</b>	<b>1849</b>	<b>15</b>	<b>587</b>	<b>1249</b>	<b>318</b>	<b>8241</b>	<b>100.5</b>
<b>OPPONENTS</b>	<b>82</b>	<b>-</b>	<b>19830</b>	<b>3103</b>	<b>6734</b>	<b>.461</b>	<b>696</b>	<b>1833</b>	<b>.380</b>	<b>1577</b>	<b>2139</b>	<b>.737</b>	<b>813</b>	<b>2568</b>	<b>3381</b>	<b>1927</b>	<b>1897</b>	<b>23</b>	<b>637</b>	<b>1116</b>	<b>459</b>	<b>8479</b>	<b>103.4</b>

\* Did not finish season with the team

## TEAM NOTES

- Under first-year Kings Head Coach Michael Malone, the Kings finished fourth in the Pacific Division, compiling a 28-54 regular season record. The Kings were 23-6 when scoring 105 points or more.
- The Kings ranked fifth in offensive rebounding (12.1 orgp) and ninth in rebounding (44.5 rpg) in the NBA.
- Sacramento was the only team in the NBA to have three players averaging 20 or more points per game - Cousins (22.7 ppg), Isaiah Thomas (20.3 ppg) and Rudy Gay (20.0 ppg).
- DeMarcus Cousins, in his fourth NBA season, led the Kings in scoring (22.7 ppg, tied 9th in NBA), rebounding (11.7 rpg, 5th in the NBA), steals (1.54 spg) and blocks (1.28 bpg). With 53 double-doubles, Cousins set a new Sacramento-era single-season record.

# 2013-14 GAME-BY-GAME

G	DATE	SCORE	+/-	OPPONENT	W/L	REC	KINGS HI. SCORER/REBOUNDER	OPP. HI. SCORER/REBOUNDER	ATT
1	10/30	90-88	+2	DENVER	W	1-0	Cousins-30/Cousins-14	Lawson-20/Hickson-9	17,317
2	11/1	101-110	-9	L.A. CLIPPERS	L	1-1	Thomas-29/Cousins-10	Paul-26/Griffin-17	17,317
3	11/2	87-98	-11	@Golden State	L	1-2	McLemore-19/Outlaw-12	Thompson-27/Lee-12	19,596
4	11/5	100-105	-5	ATLANTA	L	1-3	Thomas-26/Patterson-9	Horford-27/Millsap-11	13,506
5	11/8	91-104	-13	@Portland	L	1-4	Cousins-35/Cousins-9	Lillard-22/Lillard-8	17,627
6	11/9	85-96	-11	PORTLAND	L	1-5	Cousins-33/Cousins-12	Aldridge-22/Aldridge-14	15,482
7	11/13	107-86	+21	BROOKLYN	W	2-5	Thornton-24/Thompson-11	Lopez-16/Lopez,Pierce-9	15,122
8	11/15	90-97	-7	DETROIT	L	2-6	Cousins-26/Cousins-13	Smith-21/Drummond-18	17,317
9	11/17	86-97	-11	MEMPHIS	L	2-7	Outlaw-18/Ndiaye,Outlaw-6	Randolph-22/Randolph-10	15,630
10	11/19	107-104	+3	PHOENIX	W	3-7	Cousins-27/Cousins-12	Green-23/Frye-9	14,626
11	11/20	113-106	+7	@Phoenix	W	4-7	Thomas-23/Cousins-12	Dragic-31/Plumlee-7	12,705
12	11/23	102-103	-1	@L.A. Clippers	L	4-8	Cousins-23/Cousins-19	Paul-22/Jordan-12	19,060
13	11/24	86-100	-14	@L.A. Lakers	L	4-9	Vasquez-20/Cousins-8	Henry-21/Hill-13	18,997
14	11/29	98-104*	-6	L.A. CLIPPERS	L	4-10	Cousins-25/Cousins,Patterson-9	Crawford-31/Jordan-15	17,317
15	12/1	113-115	-2	GOLDEN STATE	L	4-11	Cousins-24/Patterson,Thompson,Williams-7	Curry-36/Lee-12	15,588
16	12/3	95-97	-2	OKLAHOMA CITY	L	4-12	Thomas-24/Patterson,Thompson-10	Durant-27/Durant-11	15,089
17	12/6	100-106	-6	L.A. LAKERS	L	4-13	Cousins,McLemore-20/Cousins-11	Gasol,Meeks-19/Hill-9	17,317
18	12/7	112-102*	+10	@Utah	W	5-13	Cousins-28/McLemore-9	Hayward-22/Burke-10	16,500
19	12/9	112-97	+15	DALLAS	W	6-13	Cousins-32/Cousins-19	Ellis-21/Crowder-7	15,329
20	12/11	101-122	-21	UTAH	L	6-14	Cousins-21/Cousins-11	Jefferson-20/Favors-7	15,198
21	12/13	107-116	-9	@Phoenix	L	6-15	Thomas-29/Cousins-16	Dragic-29/Plumlee,Tucker-9	14,128
22	12/15	106-91	+15	HOUSTON	W	7-15	Gay-26/Cousins-10	Harden-25/Howard-10	15,606
23	12/17	87-95	-8	@Charlotte	L	7-16	Cousins-30/Cousins-17	Walker-24/Bijombo,Jefferson-9	11,339
24	12/18	107-124	-17	@Atlanta	L	7-17	Cousins-28/Cousins,Thompson-7	Korver-28/Horford-10	10,185
25	12/20	103-122	-19	@Miami	L	7-18	Cousins-27/Cousins-8	Bosh-25/Bosh-8	19,600
26	12/21	105-100	+5	@Orlando	W	8-18	Gay,Thomas-23/Cousins-11	Afflalo-26/O'Quinn,Vucevic-9	14,283
27	12/23	100-113	-13	NEW ORLEANS	L	8-19	Cousins-24/Cousins-14	Evans-25/Davis-11	17,317
28	12/27	108-103*	+5	MIAMI	W	9-19	Cousins-27/Cousins-17	James-33/James-8	17,317
29	12/29	104-112	-8	@San Antonio	L	9-20	Cousins-29/Cousins-14	Ginobili-28/Duncan-13	18,581
30	12/31	110-106	-4	@Houston	W	10-20	Gay-25/Cousins-16	Harden-38/Jones-11	18,232
31	1/2	104-113	-9	PHILADELPHIA	L	10-21	Cousins-33/Cousins-14	Young-28/Turner-10	16,259
32	1/4	103-113	-10	CHARLOTTE	L	10-22	Cousins-26/Thompson-14	Walker-30/McRoberts-11	16,410
33	1/7	123-119	+4	PORTLAND	W	11-22	Cousins-35/Cousins-13	Lillard-41/Batum-11	15,518
34	1/10	103-83	+20	ORLANDO	W	12-22	Cousins-24/Cousins-14	Harris-16/Davis-12	15,694
35	1/12	124-80	+44	CLEVELAND	W	13-22	Thomas-26/Thompson-16	Miles-14/Varejao-7	16,072
36	1/14	92-116	-24	@Indiana	L	13-23	Cousins-31/Cousins-13	George-31/West-8	17,530
37	1/15	111-108	+3	@Minnesota	W	14-23	Gay-33/Cousins-11	Love-27/Love-11	12,399
38	1/17	90-91	-1	@Memphis	L	14-24	Cousins-22/Cousins-17	Conley-25/Randolph-9	17,212
39	1/19	93-108	-15	@Oklahoma City	L	14-25	Thomas-38/Cousins-14	Durant-30/Adams,Collison-7	18,203
40	1/21	114-97	+17	@New Orleans	W	15-25	Gay-41/Cousins-11	Evans-17/Davis-6	16,459
41	1/22	98-119	-21	@Houston	L	15-26	Williams-22/Williams-11	Howard-26/Howard-13	16,488
42	1/24	111-116*	-5	INDIANA	L	15-27	Thornton-42/Williams-11	George-36/Hibbert-11	17,317
43	1/26	117-125	-8	DENVER	L	15-28	Thomas-22/Thompson-10	Lawson-27/Faried-11	15,939
44	1/27	99-106	-7	@Utah	L	15-29	Thompson-19/Williams-15	Favors-17/Favors-12	16,663
45	1/29	89-99	-10	MEMPHIS	L	15-30	Thomas-24/Landry-9	Conley-27/Randolph-7	15,195
46	1/31	103-107	-4	@Dallas	L	15-31	Gay-35/Gay-12	Nowitzki-34/Wright-10	19,614
47	2/1	93-95	-2	@San Antonio	L	15-32	Thomas-26/Acy-10	Duncan-23/Duncan-17	18,581
48	2/3	99-70	+29	CHICAGO	W	16-32	Cousins-25/Cousins-16	Butler-17/Boozer-9	15,178
49	2/5	109-101	+8	TORONTO	W	17-32	Cousins-25/Cns,Gay,Thmpsn-10	Lowry-21/Valanciunas-11	17,317
50	2/7	89-99	-10	@Boston	L	17-33	Cousins-31/Cousins-16	Sullinger-31/Sullinger-16	18,624
51	2/9	84-93	-9	@Washington	L	17-34	Thomas-30/Cousins-12	Nene-18/Gortat,Seraphin-8	18,173
52	2/11	99-109	-10	@Cleveland	L	17-35	Cousins-21/Cousins-10	Deng-22/Thompson-13	14,245
53	2/12	106-101*	+5	@New York	W	18-35	Fredette-24/Cousins-14	Anthony-36/Thphy,Chandler-11	19,812
54	2/19	92-101	-9	GOLDEN STATE	L	18-36	Thomas-26/Acy-12	Lee-23/Lee-11	17,317
55	2/22	105-98	+7	BOSTON	W	19-36	Gay-22/Cousins,Gay-7	Green-29/Humphries-8	17,317
56	2/23	109-95	+14	@Denver	W	20-36	Thomas-23/Gay-11	Fournier,Foye-27/Faried,Foye,Hickson-6	16,263
57	2/25	103-129	-26	HOUSTON	L	20-37	Gay-25/Evans-8	Harden-43/Howard-11	16,057
58	2/28	122-126	-4	@L.A. Lakers	L	20-38	Gay-32/Williams-12	Farmar-30/Johnson-12	18,997
59	3/1	97-108	-11	MINNESOTA	L	20-39	Gay-24/Cousins-17	Martin-26/Love-10	17,085
60	3/3	96-89	+7	NEW ORLEANS	W	21-39	Cousins-23/Evans-13	Evans-27/Evans-10	16,225
61	3/5	116-102	+14	@Milwaukee	W	22-39	Thomas-25/Thompson-13	Knight-25/Henson-7	11,079
62	3/7	87-99	-12	@Toronto	L	22-40	Cousins-24/Evans-10	Ross-18/Johnson-9	18,188
63	3/9	89-104	-15	@Brooklyn	L	22-41	Cousins-28/Cousins-20	Thornton-27/Anderson, Teletovic, Williams-4	17,732
64	3/11	89-99	-10	@Detroit	L	22-42	Gay-20/Cousins-14	Smith-24/Monroe-12	15,234
65	3/12	115-98	+17	@Philadelphia	W	23-42	Gay-27/Cousins-12	Sims-20/Sims-10	11,109
66	3/15	87-94	-7	@Chicago	L	23-43	Thomas-26/Cousins-14	Noah-23/Noah-11	22,012
67	3/16	102-104	-2	@Minnesota	L	23-44	Thomas-27/Williams-11	Martin-31/Dieng-11	13,171
68	3/18	117-111*	+6	WASHINGTON	W	24-44	Cousins,Gay,Thomas-24/Cousins-14	Beal,Gortat-19/Gortat-14	16,084
69	3/21	79-99	-20	SAN ANTONIO	L	24-45	Thomas-18/Cousins-13	Belinelli-17/Splitter-11	17,317
70	3/23	124-107	+17	MILWAUKEE	W	25-45	Cousins-32/Cousins-12	Mayo-21/Antetokounmpo-6	16,341
71	3/26	99-107	-8	NEW YORK	L	25-46	Cousins-32/Cousins-15	Anthony-36/Chandler-8	15,594
72	3/28	81-94	-13	@Oklahoma City	L	25-47	McLemore-18/Thompson-14	Durant-29/Ibaka-8	18,203
73	3/29	100-103	-3	@Dallas	L	25-48	Gay-30/Evans-18	Nowitzki-19/Nowitzki-7	20,210
74	3/31	102-97	+5	@New Orleans	W	26-48	Cousins-35/Cousins-14	Morrow-23/Davis-8	15,548
75	4/2	107-102	+5	L.A. LAKERS	W	27-48	Gay-31/Thompson-12	Meeks-21/Hill-15	17,317
76	4/4	69-102	-33	@Golden State	L	27-49	Cousins-19/Cousins-11	Thompson-21/Green,Speights-10	19,596
77	4/6	91-93	-2	DALLAS	L	27-50	Gay-32/Cousins-10	Ellis-23/Dalembert-11	17,023
78	4/8	92-107	-15	OKLAHOMA CITY	L	27-51	Cousins,Outlaw-24/Cousins-14	Butler,Durant-23/Collison-7	16,696
79	4/9	99-100	-1	@Portland	L	27-52	Cousins-30/Cousins-12	Aldridge-22/Lopez,Robinson-9	20,002
80	4/12	101-117	-16	@L.A. Clippers	L	27-53	Cousins-32/Evans-14	Griffin-27/Jordan-9	19,060
81	4/13	106-103	+3	MINNESOTA	W	28-53	Cousins-35/Cousins-15	Love-43/Dieng-14	16,965
82	4/16	99-104	-5	PHOENIX	L	28-54	McLemore-31/Gray-13	Goodwin-29/Mark. Morris-6	17,317

\* = OT



**Front row — from left to right:** Kings Head Coach George Karl, Reggie Evans, Jason Thompson, DeMarcus Cousins, Rudy Gay, Derrick Williams, Carl Landry, Assistant Coach Vance Walberg. **Second row (L to R):** Assistant Coach/Assistant Director of Player Development Ryan Bowen, Assistant Coach Corliss Williamson, Assistant Coach/Director of Player Development Dee Brown, Assistant Coach Micah Nori, Omri Casspi, Andre Miller, Darren Collison, Ray McCallum, Ben McLemore, Director of Sports Science Chip Schaefer, Director of Sports Medicine Pete Youngman, Equipment Manager Dwayne Wilson, Head Athletic Trainer Manny Romero, Assistant Strength & Conditioning Coach Ramsey Nijem, Director of Team Security & Player Development Hakeem Sylvester. **Last row (L to R):** Seasonal Video Coordinator Joe Kennedy, Assistant Video Coordinator Travess Armenta, Assistant Player Development Coach Greg St. Jean, Ryan Hollins, Sim Bhullar, Eric Moreland, Nik Stauskas, Video Coordinator Elvis Valcarcel, Assistant Equipment Manager Miguel Lopez, Athletic Training Intern Ernie DeLosAngeles.

## FINAL STATISTICS

PLAYER	G	GS	MIN	FG	FGA	PCT	3FG	3FGA	3PCT	FT	FTA	PCT	OFF	DEF	TOT	AST	PF	DQ	STL	TO	BLK	PTS	AVG
Cousins	59	59	2013	498	1066	.467	2	8	.250	423	541	.782	185	562	747	210	241	10	90	254	103	1421	24.1
Gay	68	67	2408	508	1116	.455	79	220	.359	337	393	.858	98	301	399	250	157	1	71	183	41	1432	21.1
Collison	45	45	1565	260	550	.473	60	161	.373	145	184	.788	19	124	143	252	95	0	67	112	14	725	16.1
McLemore	82	82	2670	363	831	.437	140	391	.358	130	160	.813	31	210	241	140	219	3	77	138	19	996	12.1
Casspi	67	19	1416	209	427	.489	35	87	.402	140	191	.733	54	206	260	102	107	0	31	88	9	593	8.9
Williams	74	6	1462	217	485	.447	49	156	.314	134	196	.684	41	161	202	50	67	0	34	56	4	617	8.3
McCallum	68	30	1436	206	470	.438	34	111	.306	57	84	.679	52	128	180	188	92	0	45	85	11	503	7.4
Landry	70	15	1192	190	369	.515	0	0	---	123	150	.820	99	169	268	26	132	1	15	54	17	503	7.2
Thompson	81	63	1991	201	428	.470	0	1	.000	89	143	.622	139	391	530	85	239	4	33	84	57	491	6.1
Sessions*	36	7	642	63	183	.344	6	28	.214	64	88	.727	13	56	69	96	45	0	13	51	0	196	5.4
A. Miller (TOT)	81	0	1253	145	290	.500	7	34	.206	58	77	.753	37	116	153	284	103	0	32	104	6	355	4.4
A. Miller (SAC)	30	0	622	68	148	.459	6	26	.231	30	38	.789	16	60	76	141	47	0	18	58	4	172	5.7
Stauskas	73	1	1127	108	296	.365	48	149	.322	55	64	.859	11	77	88	67	92	0	20	40	17	319	4.4
Evans	47	7	764	58	137	.423	0	2	.000	60	97	.619	97	202	299	32	91	0	22	45	5	176	3.7
Hollins	46	9	441	53	82	.646	0	0	---	31	54	.574	36	67	103	14	65	0	6	25	19	137	3.0
Q. Miller	6	0	61	4	18	.222	1	7	.143	8	11	.727	2	10	12	3	4	0	6	3	3	17	2.8
Stockton	3	0	33	2	6	.333	1	2	.500	3	6	.500	0	2	2	9	1	0	2	4	0	8	2.7
Bhullar	3	0	3	1	2	.500	0	0	---	0	0	---	0	1	1	1	0	0	0	0	1	2	0.7
Moreland	3	0	2	1	1	1.000	0	0	---	0	0	---	0	1	1	0	1	0	0	0	0	2	0.7
Wear	2	0	7	0	2	.000	0	1	.000	0	0	---	2	0	2	1	1	0	0	0	0	0	0.0
<b>KINGS</b>	<b>82</b>	<b>-</b>	<b>19855</b>	<b>3010</b>	<b>6617</b>	<b>.455</b>	<b>461</b>	<b>1350</b>	<b>.341</b>	<b>1829</b>	<b>2400</b>	<b>.762</b>	<b>895</b>	<b>2728</b>	<b>3623</b>	<b>1667</b>	<b>1696</b>	<b>19</b>	<b>550</b>	<b>1333</b>	<b>324</b>	<b>8310</b>	<b>101.3</b>
<b>OPPONENTS</b>	<b>82</b>	<b>-</b>	<b>19855</b>	<b>3238</b>	<b>7094</b>	<b>.456</b>	<b>718</b>	<b>2055</b>	<b>.349</b>	<b>1420</b>	<b>1898</b>	<b>.748</b>	<b>898</b>	<b>2479</b>	<b>3377</b>	<b>1912</b>	<b>1958</b>	<b>14</b>	<b>712</b>	<b>1059</b>	<b>508</b>	<b>8614</b>	<b>105.0</b>

\* Did not finish season with the team

## TEAM NOTES

- The Kings had three head coaches during the 2014-15 season - Michael Malone (beginning of the season until 12/15/14, record: 11-13), Tyrone Corbin (12/15/14 - 2/12/15, record: 7-21), George Karl (2/17/15 - end of the season, record: 11-19).
- Sacramento ranked ninth in rebounding (44.2 rpg) and 10th in free throw percentage (.762 FT%).
- DeMarcus Cousins was named to the 2015 Western Conference All-Star team, becoming the first Kings player since Brad Miller and Peja Stojakovic in 2004 to represent the Kings. Cousins recorded 14 points (6-7 FG, 2-3 FT) and seven rebounds in 18 minutes off the bench in the West's 163-158 win over the East at Madison Square Garden on February 16, 2015.
- Cousins was named to the All-NBA Second team after leading the Kings in points (24.1 ppg, ranked 5th in the NBA), rebounds (12.7 rpg, 3rd in the NBA) and blocks (1.76 bpg, 10th in the NBA). He also led the NBA in personal fouls drawn (8.8) and was tied for third in double-doubles (47).
- On March 6, 2015, at Orlando, Jason Thompson played in his 519th career game, becoming the Kings' career leader in games played in the Sacramento era. Thompson, who was traded to the Philadelphia 76ers in the offseason, finished his Kings career with 541 games.



# 2014-15 GAME-BY-GAME

G	DATE	SCORE	+/-	OPPONENT	W/L	REC	KINGS HI. SCORER/REBOUNDER	OPP. HI. SCORER/REBOUNDER	ATT
1	10/29	77-95	-18	GOLDEN STATE	L	0-1	Cousins-20/Cousins-11	Curry-24/Curry,Green-10	17,317
2	10/31	103-94	+9	PORTLAND	W	1-1	Gay-40/Cousins-9	Aldridge-22/Lillard-7	14,648
3	11/2	98-92	+6	@L.A. Clippers	W	2-1	Cousins-34/Cousins-17	Griffin,Hawes-17/Jordan-9	19,060
4	11/3	110-105	+5	@Denver	W	3-1	Collison-21/Evans-14	Afflalo,McGee-16/Faried-10	12,516
5	11/5	131-109	+22	DENVER	W	4-1	Cousins-30/Cousins-11	Foye-19/Faried,Nurkic-5	14,539
6	11/7	114-112**	+2	@Phoenix	W	5-1	Cousins-25/Cousins-18	Bledsoe-23/Plumlee-16	15,476
7	11/9	93-101	-8	@Okla. City	L	5-2	Gay-23/Gay-10	Jackson-22/Ibaka,Lamb-9	18,203
8	11/11	98-106	-8	@Dallas	L	5-3	Gay-26/Cousins-11	Nowitzki-23/Chandler-11	19,663
9	11/13	110-111	-1	@Memphis	L	5-4	Gay-25/Cousins-12	Conley-22/Randolph-8	15,666
10	11/15	94-91	+3	SAN ANTONIO	W	6-4	Cousins-25/Cousins-10	Ginobili-21/Diaw,Duncan-8	17,317
11	11/18	100-106	-6	NEW ORLEANS	L	6-5	Cousins-24/Cousins-17	Davis-28/Davis-9	16,526
12	11/20	103-88	+15	CHICAGO	W	7-5	Cousins-22/Cousins-14	Butler-23/Noah-11	17,317
13	11/22	113-101	+12	@Minnesota	W	8-5	Cousins-31/Cousins-18	Wiggins-29/Dieng-10	13,191
14	11/25	99-89	+10	@New Orleans	W	9-5	Casspi,Cousins-22/Cousins-12	Evans-22/Davis-9	17,037
15	11/26	89-102	-13	@Houston	L	9-6	Cousins-29/Cousins-17	Harden-26/Harden-7	18,058
16	11/28	104-112	-8	@San Antonio	L	9-7	Gay-23/Landry-10	Parker-27/Duncan-8	18,581
17	11/30	85-97	-12	MEMPHIS	L	9-8	Gay-20/Evans-20	Randolph-22/Randolph-12	16,240
18	12/2	109-117	-8	TORONTO	L	9-9	McLemore-21/Evans-7	Lowry-27/Valanciunas-8	15,522
19	12/5	102-101*	+1	INDIANA	W	10-9	Gay-27/Thompson-10	West-16/Scola,West-8	15,512
20	12/6	96-105	-9	ORLANDO	L	10-10	Collison-22/Thompson-9	Harris-27/Dedmon-8	16,021
21	12/8	101-92	+9	UTAH	W	11-10	Gay-29/Evans-13	Hayward-19/Gobert-9	16,511
22	12/9	95-98	-3	@L.A. Lakers	L	11-11	Collison-26/Evans-14	Bryant-32/Boozer-9	18,267
23	12/11	109-113*	-4	HOUSTON	L	11-12	Collison-24/Thompson-15	Harden-44/Beverley-10	16,676
24	12/13	90-95	-5	DETROIT	L	11-13	Gay-20/Landry-11	Monroe-24/Smith-13	16,242
25	12/16	92-104	-12	OKLAHOMA CITY	L	11-14	Gay-22/Hollins, Thompson-9	Westbrook-32/Adams-10	17,317
26	12/18	107-108	-1	MILWAUKEE	L	11-15	Cousins-27/Cousins-11	Knight-20/Dudley,Knight,Pachulia-5	15,645
27	12/21	108-101	+7	L.A. LAKERS	W	12-15	Cousins-29/Cousins-14	Young-26/Hill-9	17,317
28	12/22	108-128	-20	@Golden State	L	12-16	Cousins-22/Gay-9	Thompson-25/Barnes,Green-8	19,596
29	12/26	106-115	-9	PHOENIX	L	12-17	Collison-19/Evans-16	Marc. Morris-20/Len-11	17,317
30	12/27	135-129*	+6	NEW YORK	W	13-17	Cousins-39/Cousins-11	Anthony-36/Anthony-11	17,317
31	12/29	99-107	-8	@Brooklyn	L	13-18	Gay-25/Cousins-13	Plumlee-22/Garnett-8	17,732
32	12/31	84-106	-22	@Boston	L	13-19	Collison,Landry-14/Cousins-11	Sullinger-20/Sullinger-11	18,624
33	1/1	110-107	+3	@Minnesota	W	14-19	Collison,Gay-21/Landry-9	Wiggins-27/Dieng-10	13,337
34	1/4	95-114	-16	@Detroit	L	14-20	Cousins-18/Cousins-15	Jennings-35/Drummond-14	12,254
35	1/7	104-83	+21	OKLAHOMA CITY	W	15-20	Gay-28/Cousins-15	Durant-24/Ibaka-10	16,037
36	1/9	108-118	-10	DENVER	L	15-21	Cousins-32/Cousins-13	Afflalo,Lawson-22/Faried-13	16,029
37	1/11	103-84	+19	CLEVELAND	W	16-21	Cousins-26/Cousins-13	Love-25/Mozgov-12	16,143
38	1/13	104-108*	-4	DALLAS	L	16-22	Cousins-32/Cousins-16	Ellis-28/Chandler-17	15,747
39	1/16	83-95	-12	MIAMI	L	16-23	Cousins-17/Cousins-11	Bosh-30/Bosh-7	16,350
40	1/17	108-117	-9	L.A. CLIPPERS	L	16-24	Thompson-23/Thompson-22	Griffin-30/Barnes-10	16,601
41	1/19	94-98	-4	@Portland	L	16-25	Gay-26/Cousins-19	Lillard-22/Lillard,Robinson-6	19,441
42	1/21	100-103	-3	BROOKLYN	L	16-26	Cousins-28/Cousins-14	Lopez-22/Johnson-8	16,427
43	1/23	101-126	-25	@Golden State	L	16-27	Cousins-28/Cousins-11	Thompson-52/Lee-9	19,596
44	1/26	-----		@New York			PPD-SEVERE WEATHER (3/3)		
44	1/28	102-119	-17	@Toronto	L	16-28	Gay-22/Landry-7	Williams-27/Valanciunas-9	19,800
45	1/30	90-101	-11	@Cleveland	L	16-29	Cousins-21/Cousins-13	Love-23/Love-10	20,562
46	1/31	99-94	+5	@Indiana	W	17-29	Gay-31/Cousins-19	Miles,West-17/Hibbert-7	18,165
47	2/3	96-121	-25	GOLDEN STATE	L	17-30	Cousins-26/Cousins-11	Curry-23/Speights-8	17,317
48	2/5	78-101	-23	DALLAS	L	17-31	Cousins-23/Cousins-11	Ellis-21/Chandler-16	16,993
49	2/7	90-102	-12	@Utah	L	17-32	Cousins-27/Evans-11	Hayward-30/Kanter-13	19,128
50	2/8	85-83	+2	PHOENIX	W	18-32	Cousins-28/Cousins-12	Thomas-26/Plumlee-12	17,013
51	2/10	86-104	+18	@Chicago	L	18-33	Gay-24/Cousins-8	Gasol-26/Gasol-16	21,560
52	2/11	103-111	-8	@Milwaukee	L	18-34	Cousins-28/Cousins-19	Mayo-21/Middleton-10	13,046
53	2/20	109-101	+8	BOSTON	W	19-34	Cousins-31/Cousins-15	Bradley-28/Bass-10	17,317
54	2/21	99-126	-27	@L.A. Clippers	L	19-35	Cousins-21/Casspi-17	Rivers-28/Jordan-15	19,133
55	2/25	102-90	+12	MEMPHIS	W	20-35	Gay-28/Evans, Thompson-11	Randolph-20/Koufos-9	16,794
56	2/27	96-107	-11	SAN ANTONIO	L	20-36	McLemore-21/Evans, Thompson-11	Parker-19/Splitter-9	17,317
57	3/1	99-110	-11	PORTLAND	L	20-37	Gay-24/Gay-8	Lillard-31/Aldridge-15	16,776
58	3/3	124-86	+38	@New York	W	21-37	Gay-25/Cousins-10	Shved-15/Aldrich,Shved-7	19,812
59	3/4	85-112	-27	@San Antonio	L	21-38	Cousins-14/McCallum, Thompson-7	Leonard-21/Ayres-7	18,581
60	3/6	114-119	-5	@Orlando	L	21-39	Gay-39/Cousins-12	Oladipo-32/Frye-10	15,112
61	3/7	109-114*	-5	@Miami	L	21-40	Cousins,Gay-27/Cousins-17	Wade-28/Beasley-7	19,600
62	3/9	105-130	-25	@Atlanta	L	21-41	Gay-23/Cousins-14	Carroll,Korver-20/Carroll,Teague-5	18,418
63	3/11	113-106	+7	@Charlotte	W	22-41	McLemore-27/Cousins-14	Kidd-Gilchrist-23/Kidd-Gilchrist-9	15,885
64	3/13	107-114	-7	@Philadelphia	L	22-42	Cousins-39/Cousins-24	Covington-24/Noel-12	12,331
65	3/14	97-113	-16	@Washington	L	22-43	Cousins-30/Cousins,Evans,McCallum-6	Wall-31/Gooden-9	20,356
66	3/16	103-110	-7	ATLANTA	L	22-44	Cousins-20/Cousins-13	Teague-23/Millsap-10	16,835
67	3/18	105-116	-11	L.A. CLIPPERS	L	22-45	Gay-23/Evans-11	Paul-30/Jordan-15	16,785
68	3/20	101-91	+10	CHARLOTTE	W	23-45	Gay-33/Evans-16	Henderson-20/Kidd-Gilchrist-7	16,799
69	3/22	109-86	+23	WASHINGTON	W	24-45	Gay-26/Cousins-7	Beal-19/Gortat-7	17,008
70	3/24	107-106	+1	PHILADELPHIA	W	25-45	Cousins-33/Cousins-17	Covington-21/Noel-10	16,636
71	3/25	108-99	+9	@Phoenix	W	26-45	Cousins-24/Cousins-11	Mark. Morris-24/Tucker-11	17,589
72	3/27	88-102	-14	@New Orleans	L	26-46	Cousins-39/Cousins-20	Evans-25/Asik-12	17,669
73	3/30	83-97	-14	@Memphis	L	26-47	Gay-24/Evans-7	Conley-18/Koufos-12	17,218
74	4/1	111-115	-4	@Houston	L	26-48	Cousins-24/Cousins-21	Harden-51/Dorsey-11	18,312
75	4/3	95-101	-6	NEW ORLEANS	L	26-49	Cousins-24/Cousins-20	Gordon-21/Evans-12	17,021
76	4/5	95-101	-6	UTAH	L	26-50	Cousins-26/Cousins-12	Hood-25/Booker,Gobert-9	16,716
77	4/7	116-111	+5	MINNESOTA	W	27-50	Gay-33/McCallum-9	Martin-37/Wiggins-8	16,770
78	4/8	91-103	-12	@Utah	L	27-51	Casspi,Landry,McLemore-16/Thompson-11	Hood-20/Favors-11	18,351
79	4/10	103-116	-13	@Oklahoma City	L	27-52	McLemore-20/Thompson-14	Westbrook-27/Adams-11	18,203
80	4/12	111-122	-11	@Denver	L	27-53	Casspi-22/Casspi-7	Faried-30/Chandler-9	14,004
81	4/13	102-92	+10	L.A. LAKERS	W	28-53	Casspi-26/Thompson-10	Clarkson-23/Davis-14	17,317
82	4/15	122-99	+23	@L.A. Lakers	W	29-53	McLemore-24/Landry-9	Brown-32/Davis-12	18,997

\* = OT

# 2015-16 SACRAMENTO KINGS



Front row — from left to right: Kings Head Coach George Karl, Omri Casspi, Quincy Acy, Rudy Gay, DeMarcus Cousins, Kosta Koufos, Caron Butler, Associate Head Coach Chad Iske. **Second row (L to R):** Assistant Coach Cortliss Williamson, Assistant Coach Nancy Lieberman, Marco Belinelli, Seth Curry, Rajon Rondo, Darren Collison, Ben McLemore, Assistant Coach Anthony Carter, Assistant Coach John Welch. **Last row (L to R):** James Anderson, Eric Moreland, Willie Cauley-Stein, Duje Dukan.

## FINAL STATISTICS

PLAYER	G	GS	MIN	FG	FGA	PCT	3FG	3FGA	3PCT	FT	FTA	PCT	OFF	DEF	TOT	AST	PF	DQ	STL	TO	BLK	PTS	AVG
Cousins	65	65	2246	601	1332	.451	70	210	.333	476	663	.718	158	589	747	214	236	7	101	249	92	1748	26.9
Gay	70	70	2379	466	1007	.463	74	215	.344	198	254	.780	103	353	456	120	184	1	100	139	51	1204	17.2
Collison	74	15	2219	377	776	.486	87	217	.401	194	226	.858	28	141	169	318	142	0	76	130	4	1035	14.0
Rondo	72	72	2537	355	782	.454	62	170	.365	87	150	.580	77	358	435	839	175	1	141	278	10	859	11.9
Casspi	69	21	1880	299	622	.481	112	274	.409	103	159	.648	58	352	410	95	154	1	56	94	17	813	11.8
Belinelli	68	7	1672	245	635	.386	91	297	.306	115	138	.833	10	107	117	127	91	0	37	80	2	696	10.2
McLemore	68	53	1443	195	455	.429	67	185	.362	74	103	.718	34	114	148	79	140	0	52	99	10	531	7.8
Cauley-Stein	66	39	1412	191	339	.563	0	2	.000	81	125	.648	134	218	352	37	146	1	48	46	66	463	7.0
Curry	44	9	692	102	224	.455	50	111	.450	45	54	.833	9	51	60	67	41	0	22	36	3	299	6.8
Koufos	78	14	1482	236	444	.532	0	0	---	57	104	.548	169	254	423	33	185	1	40	48	70	529	6.8
Dukan	1	0	24	2	10	.200	2	5	.400	0	0	---	2	2	4	1	2	0	1	0	0	6	6.0
Acy	59	29	876	119	214	.556	19	49	.388	50	68	.735	65	123	188	27	103	0	29	27	24	307	5.2
Butler	17	1	176	25	59	.424	3	18	.167	10	12	.833	5	17	22	10	19	0	9	3	1	63	3.7
Anderson	51	15	721	67	178	.376	23	86	.267	22	29	.759	13	73	86	41	54	0	21	42	14	179	3.5
Moreland	8	0	48	3	6	.500	0	0	---	2	4	.500	3	8	11	1	4	0	0	3	4	8	1.0
<b>KINGS</b>	<b>82</b>	<b>-</b>	<b>19805</b>	<b>3283</b>	<b>7083</b>	<b>.464</b>	<b>660</b>	<b>1839</b>	<b>.359</b>	<b>1514</b>	<b>2089</b>	<b>.725</b>	<b>868</b>	<b>2760</b>	<b>3628</b>	<b>2009</b>	<b>1676</b>	<b>12</b>	<b>733</b>	<b>1326</b>	<b>368</b>	<b>8740</b>	<b>106.6</b>
<b>OPPONENTS</b>	<b>82</b>	<b>-</b>	<b>19805</b>	<b>3327</b>	<b>7194</b>	<b>.462</b>	<b>839</b>	<b>2293</b>	<b>.366</b>	<b>1450</b>	<b>1902</b>	<b>.762</b>	<b>926</b>	<b>2765</b>	<b>3691</b>	<b>1986</b>	<b>1800</b>	<b>10</b>	<b>722</b>	<b>1308</b>	<b>437</b>	<b>8943</b>	<b>109.1</b>

\* Did not finish season with the team

## TEAM NOTES

- Kings Head Coach George Karl guided the Kings to a 33-49 record (18-23 home, 15-26 road) in their 31st season in Sacramento. The 33 wins were the most since the 2007-08 team won 38.
- The Kings were ranked third in scoring (106.6 ppg), fourth in assists (24.5 apg) and fifth in steals (8.94 spg).
- With the Golden 1 Center set to open prior to the 2016-17 season, the Kings played their final game in Sleep Train Arena, defeating the Oklahoma City Thunder, 114-112, on April 9, 2016.
- The 2015-16 Kings set new Sacramento-era records in three-point field goals made (660) and attempted (1,839) and two-point field goal percentage (.500).
- The Kings ended a 14-game losing streak to the Thunder in Oklahoma City with a 116-104 win on Jan. 4, 2016, and a 22-game losing streak to the Mavericks in Dallas thanks to a 104-101 decision on March 3, 2016.
- An All-Star Game appearance and an All-NBA Second Team nod for the second straight season, DeMarcus Cousins posted career-high averages in scoring (26.9 ppg), steals (1.55 spg) and minutes (34.6 mpg) while also averaging 11.5 rpg, 3.3 apg, 1.4 bpg. Among NBA leaders, Cousins ranked fourth in scoring, fifth in rebounding, sixth in double-doubles (47) and led all players in personal fouls drawn (8.9). Cousins recorded a career-high 56 points to set a new Sleep Train Arena record and a Sacramento-era record for most points in a game in a double-overtime loss to the Hornets on Jan. 25, 2016.
- Rajon Rondo averaged a league-leading 11.7 apg, becoming the first Kings player since Nate Archibald (1972-73, 11.4 apg) to lead the NBA in assists per game. With six triple-doubles during the 2015-16 season, Rondo established a new Sacramento-era single-season record.
- Willie Cauley-Stein was named to the 2015-16 NBA All-Rookie Second Team after averaging 7.0 ppg (.563 FG%, .648 FT%), 5.3 rpg, 1.00 bpg and 21.4 mpg in 66 contests, of which he started 39.

# 2015-16 GAME-BY-GAME

G	DATE	SCORE	+/-	OPPONENT	W/L	REC	KINGS HI. SCORER/REBOUNDER	OPP. HI. SCORER/REBOUNDER	ATT
1	10/28	104-111	-7	L.A. CLIPPERS	L	0-1	Cousins-32/Cousins-13	Griffin-33/Jordan-12	17,458
2	10/30	132-114	+18	L.A. LAKERS	W	1-1	Cousins,Rondo-21/Cousins-11	Clarkson-22/Kelly-6	17,391
3	10/31	109-114	-5	@L.A. Clippers	L	1-2	Rondo-21/C-S,Cousins,Gay-9	Griffin-37/Jordan-18	19,060
4	11/3	89-103	-14	MEMPHIS	L	1-3	Gay-19/Cauley-Stein-7	Randolph-20/Ja.Green-12	17,317
5	11/4	97-118	-21	@Phoenix	L	1-4	Koufos-16/Gay-8	Bledsoe-19/Chandler-11	16,497
6	11/6	110-116	-6	HOUSTON	L	1-5	Casspi,Collison-22/Cauley-Stein-9	Harden-43/Capela-12	16,983
7	11/7	94-103	-9	GOLDEN STATE	L	1-6	Belinelli,Gay-22/Rondo-12	Curry-24/Ezeli-12	17,317
8	11/9	88-106	-18	SAN ANTONIO	L	1-7	Cousins-21/Cousins-12	Leonard-24/Duncan-14	17,317
9	11/11	101-92	+9	DETROIT	W	2-7	Cousins-33/Casspi,Rondo-11	Jackson,Morris-16/Drummond-17	17,317
10	11/13	111-109	+2	BROOKLYN	W	3-7	Cousins-40/Cousins-13	Jack-21/Lopez-10	17,131
11	11/15	107-101	+6	TORONTO	W	4-7	Cousins-36/Cousins-10	DeRozan-24/Biyombo-6	17,006
12	11/18	97-103	-6	@Atlanta	L	4-8	Cousins-24/Cousins,Rondo-12	Millsap-23/Millsap-16	13,008
13	11/19	109-116	-7	@Miami	L	4-9	Belinelli-23/Gay-12	Wade-24/Bosh-11	19,600
14	11/21	97-91	+6	@Orlando	W	5-9	Cousins-29/Cousins-12	Harris-24/Vucevic-11	16,104
15	11/23	122-127*	-5	@Charlotte	L	5-10	Cousins-30/Cousins-11	Walker-39/Batum-10	14,163
16	11/25	129-118	+11	@Milwaukee	W	6-10	Gay-36/Koufos,Rondo-9	Anttkmpo,Middleton-21/Hsns-11	14,120
17	11/27	91-101	-10	MINNESOTA	L	6-11	Belinelli-17/Koufos-13	Wiggins-22/Dieng,LaVine,Towns-8	17,317
18	11/28	101-120	-19	@Golden State	L	6-12	Gay-20/Acy,Casspi,Gay,Koufos-7	Curry-19/Ezeli,Green-11	19,596
19	11/30	112-98	+14	DALLAS	W	7-12	Cousins-31/Cousins-9	Parsons-14/Pachulia-10	16,937
20	12/3+	97-114	-17	BOSTON	L	7-13	Gay-18/Koufos-10	Olynyk,Thomas-21/Johnson-7	18,660
21	12/5	113-120	-7	@Houston	L	7-14	McLemore-19/Koufos-12	Harden-31/Howard-18	17,318
22	12/6	95-98	-3	@Oklahoma City	L	7-15	Gay-20/Cousins-10	Durant-20/Adams-12	18,203
23	12/8	114-106	+8	UTAH	W	8-15	Cousins,Gay-23/Cousins-12	Burks,Hayward-18/Booker,Favors-10	16,505
24	12/10	99-97	+2	NEW YORK	W	9-15	Cousins-27/Cousins-11	Anthony-23/Anthony-14	17,317
25	12/15	107-97	+10	HOUSTON	W	10-15	Cousins-26/Gay-13	Harden-33/Capela-9	17,317
26	12/18	95-99	-4	@Minnesota	L	10-16	Cousins-24/Cousins-12	Wiggins-32/Dieng-9	12,770
27	12/20	104-94	+10	@Toronto	W	11-16	Gay,Rondo-19/Casspi-11	DeRozan-28/Biyombo-13	19,800
28	12/21	99-113	-14	@Washington	L	11-17	Cousins-22/Cousins,Rondo-8	Gortat-27/Gortat-16	15,124
29	12/23	108-106	+2	@Indiana	W	12-17	Cousins-25/Cousins-16	Ellis-21/George-10	18,165
30	12/27	94-98	-4	PORTLAND	L	12-18	Cousins-36/Gay-14	McCollum-35/Leonard,McCollum-11	17,317
31	12/28	103-122	-19	@Golden State	L	12-19	Casspi-36/Acy-10	K.Thompson-29/Curry-14	19,596
32	12/30	105-110	-5	PHILADELPHIA	L	12-20	Belinelli-28/Casspi,Cousins-11	Noel-20/Grant-11	17,317
33	1/2	142-119	+23	PHOENIX	W	13-20	Cousins-32/Cousins-9	Knight-23/Knight,Warren-5	17,317
34	1/4	116-104	+12	@Oklahoma City	W	14-20	Cousins-33/Cousins-19	Ibaka-25/Adams-10	18,203
35	1/5	116-117**	-1	@Dallas	L	14-21	Cousins-35/Cousins-17	Williams-25/Pachulia-17	20,059
36	1/7	118-115	+3	L.A. LAKERS	W	15-21	Cousins-29/Cousins-10	Bryant-28/Randle-10	17,386
37	1/9	116-128	-12	GOLDEN STATE	L	15-22	Cousins-33/Cousins-10	Curry-38/Bogut-11	17,317
38	1/13	97-109	-12	NEW ORLEANS	L	15-23	Cousins-32/Cousins-12	Davis,Gordon-24/Asik-13	17,317
39	1/14	103-101	+2	@Utah	W	16-23	Cousins-36/Cousins-17	Hayward-21/Gobert-12	17,894
40	1/16	110-103	+7	@L.A. Clippers	W	17-23	Cousins-19/Cousins-13	Redick-22/Aldrich-10	19,191
41	1/20	112-93	+19	@L.A. Lakers	W	18-23	Cousins-36/Cousins-16	Bass-18/Randle-12	18,997
42	1/21	91-88	+3	ATLANTA	W	19-23	Cousins-24/Cousins-16	Millsap-14/Millsap-14	17,019
43	1/23	108-97	+11	INDIANA	W	20-23	Cousins-48/Cousins-13	George-34/J.Hill-13	17,419
44	1/25	128-129**	-1	CHARLOTTE	L	20-24	Cousins-56/Cousins-12	Daniels-28/Kaminsky-8	16,991
45	1/26	97-112	-15	@Portland	L	20-25	Cousins-17/Casspi-8	McCollum-18/Plumlee-8	19,393
46	1/28	105-114	-9	@New Orleans	L	20-26	Cousins,McLemore-26/Cousins-10	Anderson-36/Asik-13	15,636
47	1/30	117-121	-4	@Memphis	L	20-27	Gay-21/Cousins-14	Je.Green-29/Gasol-6	18,119
48	2/1	111-104	+7	MILWAUKEE	W	21-27	Gay-32/Koufos-11	Monroe-24/Monroe-12	16,827
49	2/3	102-107	-5	CHICAGO	L	21-28	Cousins-30/Cousins-11	Moore-24/Gasol-13	17,317
50	2/5	119-128	-9	@Brooklyn	L	21-29	Collison-25/Cousins-10	Johnson-27/Young-14	14,432
51	2/7	119-128	-9	@Boston	L	21-30	Cousins-31/Cousins-7	Bradley-25/Johnson-9	18,624
52	2/8	100-120	-20	@Cleveland	L	21-31	Casspi,Gay-16/Cousins,Rondo-8	Irving-32/Shumpert-11	20,562
53	2/10	114-110	+4	@Philadelphia	W	22-31	Cousins-28/Cousins-12	Covington-29/Okafor-10	12,501
54	2/19	116-110	+6	DENVER	W	23-31	Cousins-37/Cousins-20	Gallinari-27/Barton,Faried-9	17,317
55	2/23	114-110	+4	@Denver	W	24-31	Cousins-39/Gay-10	Barton-18/Jokic-13	15,721
56	2/24	92-108	-16	SAN ANTONIO	L	24-32	Cousins-22/Cousins-10	Parker-23/Aldridge-9	17,317
57	2/26	107-117	-10	L.A. CLIPPERS	L	24-33	Cousins-26/Cousins-15	Paul-40/Jordan-11	17,317
58	2/29	116-131	-15	OKLAHOMA CITY	L	24-34	Cousins-35/Cousins-12	Durant-27/Westbrook-13	17,317
59	3/2	98-104	-6	@Memphis	L	24-35	Cousins-18/Cousins-16	Conley-24/Martin,Randolph-8	15,310
60	3/3	104-101	+3	@Dallas	W	25-35	Cousins-22/Cousins-13	Parsons-28/Lee-11	19,910
61	3/5	94-104	-10	@San Antonio	L	25-36	Cousins-31/Cousins-9	Leonard-25/Leonard-13	18,418
62	3/7	112-115	-3	@New Orleans	L	25-37	Cousins-40/Cousins-16	Davis-31/Davis-10	16,403
63	3/9	111-120	-9	CLEVELAND	L	25-38	Cousins-29/Cousins-11	Irving-30/Thompson-15	17,317
64	3/11	100-107	-7	ORLANDO	L	25-39	Koufos-19/Gay-7	A.Gordon-20/Gordon-11	17,081
65	3/13	99-108	-8	UTAH	L	25-40	Cousins-31/Cousins-10	Favors-28/Favors-14	17,023
66	3/15	106-98	+8	@L.A. Lakers	W	26-40	Collison,Cousins-22/Cousins,Gay-8	Williams-17/Randle-11	18,997
67	3/16	108-123	-15	NEW ORLEANS	L	26-41	Collison-23/Cousins-12	Anderson-29/Davis-14	17,086
68	3/18	108-115	-7	@Detroit	L	26-42	Cousins-31/Cousins-10	Morris-24/Drummond-11	15,982
69	3/20	88-80	+8	@New York	W	27-42	Cousins-24/Cousins-20	Lopez-23/Lopez-20	19,812
70	3/21	102-109	-7	@Chicago	L	27-43	Collison,Cousins-19/Cousins-18	Gibson,Rose-18/Gasol-14	21,531
71	3/23	104-113	-9	@Minnesota	L	27-44	Rondo-25/Koufos-15	Towns-26/Dieng-12	12,151
72	3/25	116-94	+22	PHOENIX	W	28-44	Cousins-29/Cousins-11	Booker-26/Jenkins,Tucker-8	17,317
73	3/27	133-111	+22	DALLAS	W	29-44	Cauley-Stein-21/Cousins-12	Felton-15/Lee,Powell-6	17,147
74	3/28	93-105	-12	@Portland	L	29-45	Curry-21/Cauley-Stein-14	Crabbe-21/Davis-9	19,393
75	3/30	120-111	+9	WASHINGTON	W	30-45	Cousins-29/Cousins-10	Beal-24/Gortat-12	17,185
76	4/1	106-112	-6	MIAMI	L	30-46	Collison-26/Gay-13	Green-30/Whiteside-13	17,317
77	4/2	115-106	+9	@Denver	W	31-46	Gay-25/C-S,Gay-9	Harris-19/Jokic-13	15,607
78	4/5	107-115	-8	PORTLAND	L	31-47	Cousins-30/Rondo-10	McCollum-30/Harkless-16	17,317
79	4/7	97-105	-8	MINNESOTA	L	31-48	Collison-19/Gay-13	Bjelica,Dieng,LaVine-18/Dieng-13	17,317
80	4/9	114-112	+2	OKLAHOMA CITY	W	32-48	Collison-27/Acy,Gay-8	Durant-31/Adams,Ibaka-8	17,317
81	4/11	105-101	+4	@Phoenix	W	33-48	Curry-20/Koufos-8	Teletovic-26/Len-12	17,288
82	4/13	81-116	-35	@Houston	L	33-49	McLemore-24/Koufos-11	Harden-38/Capela-17	18,311

\* = OT

+ = Mexico City



# 2016-17 SACRAMENTO KINGS



Front row — from left to right: Kings Head Coach David Joerger, Arron Afflalo, Anthony Tolliver, Rudy Gay, Kosta Koufos, Willie Cauley-Stein, Garrett Temple, Associate Head Coach Elston Turner. **Second row (L to R):** Assistant Coach Duane Ticknor, Assistant Coach Bryan Gates, Assistant Coach Bob Thornton, Tyreke Evans, Ty Lawson, Darren Collison, Langston Galloway, Ben McLemore, Assistant Coach Larry Lewis, Assistant Coach Jason March, Assistant Coach/Scout Dan Hartfield. **Last row (L to R):** Buddy Hield, Skal Labissiere, Georgios Papagiannis, Malachi Richardson.

## FINAL STATISTICS

PLAYER	G	GS	MIN	FG	FGA	PCT	3FG	3FGA	3PCT	FT	FTA	PCT	OFF	DEF	TOT	AST	PF	DQ	STL	TO	BLK	PPTS	AVG
Cousins	55	55	1891	505	1118	.452	95	267	.356	423	549	.770	115	468	583	266	203	4	75	207	74	1528	27.8
Gay	30	30	1013	201	442	.455	42	113	.372	118	138	.855	35	155	190	83	79	0	44	74	26	562	18.7
Collison	68	63	2063	340	714	.476	73	175	.417	147	171	.860	23	129	152	312	119	0	67	114	9	900	13.2
Hield (TOT)	82	55	1888	327	767	.426	148	379	.391	64	76	.842	35	233	268	121	115	0	38	101	9	866	10.6
Hield (SAC)	25	18	727	142	296	.480	59	138	.428	35	43	.814	16	86	102	44	34	0	20	53	2	378	15.1
Evans (TOT)	40	6	788	150	370	.405	42	118	.356	69	92	.750	13	124	137	124	60	0	35	61	9	411	10.3
Evans (SAC)	14	6	314	59	143	.413	21	48	.438	24	34	.706	7	44	51	33	19	0	12	22	5	163	11.6
Lawson	69	25	1732	237	522	.454	34	118	.288	173	217	.797	44	135	179	334	119	1	74	129	6	681	9.9
Labissiere	33	12	612	117	218	.537	3	8	.375	52	74	.703	51	112	163	27	64	1	16	37	13	289	8.8
Afflalo	61	45	1580	185	420	.440	62	151	.411	83	93	.892	9	116	125	78	104	0	21	42	6	515	8.4
Cauley-Stein	75	21	1421	255	481	.530	0	2	.000	101	151	.669	85	254	339	80	147	1	53	69	44	611	8.1
McLemore	61	27	1176	180	419	.430	65	170	.382	70	93	.753	19	110	129	51	108	0	29	62	6	495	8.1
Galloway (TOT)	74	2	1494	207	545	.380	120	308	.390	51	64	.797	27	129	156	93	96	0	46	46	6	585	7.9
Galloway (SAC)	19	2	375	42	104	.404	19	40	.475	11	12	.917	7	28	35	28	20	0	6	18	1	114	6.0
Temple	65	20	1728	183	432	.424	82	220	.373	58	74	.784	32	152	184	168	141	0	84	78	28	506	7.8
Barnes	54	13	1366	147	383	.384	69	211	.327	50	66	.758	55	238	293	150	138	0	36	83	17	413	7.6
Tolliver	65	9	1477	155	351	.442	90	230	.391	61	82	.744	51	186	237	77	109	0	34	56	20	461	7.1
Koufos	71	62	1419	216	392	.551	0	1	.000	38	62	.613	118	285	403	47	172	2	36	61	48	470	6.6
Farmar	2	0	35	4	12	.333	4	9	.444	0	0	---	1	2	3	9	1	0	2	3	0	12	6.0
Casspi	22	2	397	53	117	.453	11	29	.379	12	21	.571	20	70	90	26	23	0	10	17	1	129	5.9
Papagiannis	22	0	355	56	102	.549	0	2	.000	12	14	.857	24	62	86	20	44	0	3	24	17	124	5.6
Richardson	22	0	198	28	68	.412	8	28	.286	15	19	.789	3	20	23	11	23	0	5	8	1	79	3.6
KINGS	82	-	19880	3105	6734	.461	737	1960	.376	1483	1913	.775	715	2652	3367	1844	1667	9	627	1201	324	8430	102.8
OPPONENTS	82	-	19880	3153	6824	.462	896	2462	.364	1546	1988	.778	826	2689	3515	1941	1646	10	694	1304	420	8748	106.7

## TEAM NOTES

- Kings Head Coach Dave Joerger guided the Kings to a 32-50 record (17-24 home, 15-26 road) in his first season as the team's head coach and the Kings' 32nd season in Sacramento.
- The Kings opened the brand new Golden 1 Center in downtown Sacramento and sold out all 41 home games, averaging 17,608 fans each game.
- On February 20, 2017, The Sacramento Kings acquired guards Buddy Hield, Tyreke Evans, Langston Galloway and 2017 first and second-round draft selections from the New Orleans Pelicans in exchange for forward/center DeMarcus Cousins and forward Omri Casspi.
- In games decided by three points or less, Sacramento was 10-6 on the season and 17-13 in games decided by five points or less.



# 2016-17 GAME-BY-GAME

G	DATE	SCORE	+/-	OPPONENT	W/L	REC	KINGS HI. SCORER/REBOUNDER	OPP. HI. SCORER/REBOUNDER	ATT
1	10/26	113-94	+19	@Phoenix	W	1-0	Cousins-24/Barnes-7	Booker-18/Chandler-10	18,055
2	10/27	94-102	-8	SAN ANTONIO	L	1-1	Cousins-37/Cousins-16	Leonard-30/Anderson-8	17,608
3	10/29	106-103	+3	MINNESOTA	W	2-1	Cousins-29/Cousins,Koufos-7	Wiggins-29/Dieng-13	17,608
4	10/31	95-106	-11	@Atlanta	L	2-2	Gay-22/Cousins-12	Howard-18/Millsap-13	12,501
5	11/1	96-108*	-12	@Miami	L	2-3	Cousins, Gay-30/Gay-12	Dragic-25/Whiteside-11	19,612
6	11/3	94-102	-8	@Orlando	L	2-4	Cousins-33/Cousins,Koufos,Lawson-7	Fournier-29/Gordon-11	17,026
7	11/5	91-117	-26	@Milwaukee	L	2-5	Temple-19/Koufos-7	Teletovic-22/Antetokounmpo-8	16,021
8	11/6	96-91	+5	@Toronto	W	3-5	Gay-23/Cousins-14	DeRozan-23/Patterson-9	19,800
9	11/8	102-94	+8	NEW ORLEANS	W	4-5	Cousins-28/Barnes-8	Davis-34/Asik-9	17,608
10	11/10	91-101	-10	L.A. LAKERS	L	4-6	Cousins-28/Cousins-9	Williams-21/Randle-8	17,608
11	11/11	120-122*	-2	@Portland	L	4-7	Cousins-33/Gay-14	Lillard-36/Harkless-8	19,918
12	11/16	105-110	-5	SAN ANTONIO	L	4-8	Cousins-26/Cousins-17	P.Gasol-24/Aldridge-8	17,608
13	11/18	115-121	-6	L.A. CLIPPERS	L	4-9	Cousins-38/Cousins-13	Griffin-29/Jordan-12	17,608
14	11/20	102-99	+3	TORONTO	W	5-9	Gay-23/Cousins-10	Lowry-25/Valanciunas-13	17,608
15	11/23	116-101	+15	OKLAHOMA CITY	L	6-9	Cousins-36/Cousins-13	Westbrook-31/Westbrook-11	17,608
16	11/25	104-117	-13	HOUSTON	L	6-10	Cousins-32/Cousins-9	Harden-23/Ariza,Capella-10	17,608
17	11/27	122-105	+17	@Brooklyn	W	7-10	Cousins-37/Cousins-11	Kilpatrick-22/Hamilton-10	13,646
18	11/28	95-101*	-6	@Washington	L	7-11	Cousins-36/Cousins-20	Beal-31/Oubre Jr.-11	12,751
19	12/2	92-97	-5	@Boston	L	7-12	Cousins-28/Barnes-16	Horford-26/Bradley,Jerabko-9	18,624
20	12/4	98-106	-8	@New York	L	7-13	Cousins-36/Cousins-13	Anthony,Rose-20/Porzingis-14	19,812
21	12/7	120-89	+31	@Dallas	W	8-13	Cousins-24/Cousins-13	Williams-20/Mejri-7	19,711
22	12/9	100-103	-3	NEW YORK	L	8-14	Cousins-28/Cousins-12	Anthony-33/Porzingis,O'Quinn-11	17,608
23	12/10	84-104	-20	@Utah	L	8-15	Gay-20/Cousins-10	Hayward-26/Gobert-15	19,331
24	12/12	116-92	+24	L.A. LAKERS	W	9-15	Cousins-31/Cousins-17	Russell-17/Randle-8	17,608
25	12/14	98-132	-34	@Houston	L	9-16	Temple-20/Tolliver-10	Anderson-22/Harden-11	15,039
26	12/16	96-92	+4	@Memphis	W	10-16	Cousins-22/Koufos-13	Gasol-20/Allen,Randolph-9	15,987
27	12/18	79-99	-20	@Dallas	L	10-17	Cousins-33/Koufos-9	Finney-Smith-17/Barnes-9	19,504
28	12/20	126-121	+5	PORTLAND	W	11-17	Cousins-55/Cousins-14	McCollum-36/Ma.Plumlee-13	17,608
29	12/21	94-93	+1	@Utah	W	12-17	Cousins-21/Cousins-8	Hayward-28/Gobert-14	19,195
30	12/23	109-105	+4	@Minnesota	W	13-17	Cousins-32/Cousins-7	LaVine-40/Towns-13	13,288
31	12/26	102-100	+2	PHILADELPHIA	W	14-17	Cousins-30/Gay-9	Embiid-25/Saric-9	17,608
32	12/28	89-102	-13	@Portland	L	14-18	Cousins-28/Koufos-10	McCollum-20/Ma. Plumlee-14	19,665
33	12/31	98-112	-14	MEMPHIS	L	14-19	Cousins-26/Barnes,Koufos-8	Conley-22/Conley-8	17,608
34	1/3	120-113	+7	@Denver	W	15-19	Cousins-31/Cousins-6	Gallinari-24/Jokic,Nurkic-6	11,018
35	1/4	102-107	-5	MIAMI	L	15-20	Afflalo,Lawson,Temple-15/Barnes-7	T.Johnson-23/Richardson-8	17,608
36	1/6	98-106	-8	L.A. CLIPPERS	L	15-21	Cousins-25/Cousins-11	Rivers-24/Speights-11	17,608
37	1/8	106-117	-12	GOLDEN STATE	L	15-22	Gay-23/Cousins-10	Curry-30/Durant,Green,Iguodala, Pachulia-7	17,608
38	1/10	100-94	+6	DETROIT	W	16-22	Cousins-26/Cousins-11	Caldwell-Pope-21/Drummond-12	17,608
39	1/13	108-120	-12	CLEVELAND	L	16-23	Cousins-26/Gay-10	Irving-26/Love-17	17,608
40	1/15	118-122	-4	OKLAHOMA CITY	L	16-24	Cousins-31/Cousins-11	Westbrook-36/Kanter-12	17,608
41	1/18	100-106	-6	INDIANA	L	16-25	Cousins-25/Cousins-12	George-24/Teague-7	17,608
42	1/20	91-107	-16	@Memphis	L	16-26	Cousins-19/Cousins-10	Gasol-28/Allen,Randolph-10	16,991
43	1/21	99-102	-3	@Chicago	L	16-27	Cousins-42/Cousins-14	Wade-30/Felicio-10	21,606
44	1/23	109-104	+5	@Detroit	W	17-27	Cousins-22/Cousins-13	Jackson-18/Drummond-12	14,017
45	1/25	116-112*	+4	@Cleveland	W	18-27	Cousins-28/Cousins-11	James-24/Love-16	20,562
46	1/27	111-115*	-4	@Indiana	L	18-28	Collison,Cousins-26/Cousins-16	George-33/Teague-8	17,522
47	1/28	109-106	+3	@Charlotte	W	19-28	Cousins-35/Cousins-18	Walker-26/Batum,Hawes-7	18,597
48	1/30+	119-122	-3	@Philadelphia	L	19-29	Cousins-46/Cousins-15	Covington-23/Covington-10	15,840
49	1/31	83-105	-22	@Houston	L	19-30	Cousins-16/Barnes-11	Anderson-25/Anderson,Capela-11	15,187
50	2/3	103-105	-2	PHOENIX	L	19-31	Collison-22/Cousins-11	Booker-33/Chandler-12	17,608
51	2/4	109-106*	+3	GOLDEN STATE	W	20-31	Cousins-32/Barnes-14	Curry-35/Durant-9	17,608
52	2/6	107-112	-5	CHICAGO	L	20-32	Lawson-22/Cousins-14	Wade-31/Carter-Williams,Lopez,Wade-6	17,608
53	2/8	108-92	+16	BOSTON	W	21-32	Colison-26/Barnes,Koufos-11	Thomas-26/Olynyk-11	17,608
54	2/10	108-107	+1	ATLANTA	W	22-32	Collison,Cousins,McLemore-22/Cousins-11	Hardaway-28/Howard-11	17,608
55	2/12	105-99	+6	NEW ORLEANS	W	23-32	Cousins-28/Cousins-14	Davis-32/Davis-10	17,608
56	2/14	97-96	+1	@L.A. Lakers	W	24-32	Cousins-40/Cousins-12	Williams-29/Clarkson,Randle-7	19,997
57	2/15	86-109	-23	@Golden State	L	24-33	Barnes-15/Barnes-14	Thompson-35/McGee-10	19,596
58	2/23	116-100	+16	DENVER	W	25-33	Cauley-Stein-29/Cauley-Stein-10	Harris-23/Jokic-11	17,608
59	2/25	85-99	-14	CHARLOTTE	L	25-34	McLemore-18/Labissiere-13	Kaminsky-23/Kaminsky-13	17,608
60	2/27	88-102	-14	MINNESOTA	L	25-35	Cauley-Stein,Koufos,McLemore-14/Koufos-11	Towns-29/Towns-17	17,608
61	3/1	100-109	-9	BROOKLYN	L	25-36	Hield-16/Tolliver-6	Lopez-24/Booker,Lopez-8	17,608
62	3/5	109-110*	-1	UTAH	L	25-37	Lawson-19/Koufos-10	Hood-28/Gobert-23	17,608
63	3/6	96-108	-12	@Denver	L	25-38	Collison-17/Koufos-9	Chandler-36/Chandler,Plumlee-11	11,614
64	3/8	104-114	-10	@San Antonio	L	25-39	Evans-26/Koufos-10	Ginobli-19/Lee-10	18,418
65	3/10	122-130*	-8	WASHINGTON	L	25-40	Cauley-Stein-20/Cauley-Stein-13	Beal-38/Beal-10	17,608
66	3/11	92-105	-13	DENVER	L	25-41	Hield-17/Koufos-8	Harris-24/Jokic-14	17,608
67	3/13	120-115	+5	ORLANDO	W	26-41	Collison,Tolliver-19/ Cauley-Stein-8	Vucevic-23/Payton-10	17,608
68	3/15	107-101	+6	@Phoenix	W	27-41	Labissiere-32/Cauley-Stein,Labissiere-11	Warren-24/Williams-11	17,196
69	3/18	94-110	-16	@Oklahoma City	W	27-42	Papagiannis-14/Papagiannis-11	Westbrook-28/Adams-13	18,203
70	3/19	102-118	-16	@San Antonio	L	27-43	Hield,Cauley-Stein-18/Papagiannis-10	Gasol-22/Gasol-9	18,418
71	3/22	104-113	-18	MILWAUKEE	L	27-44	Hield-21/Cauley-Stein,Labissiere-8	Antetokounmpo-32/ Antetokounmpo 14	17,608
72	3/24	100-114	-14	@Golden State	L	27-45	Hield-22/Labissiere-10	Curry-27/McGee-10	19,596
73	3/26	98-97	+1	@L.A. Clippers	W	28-45	Collison-19/Cauley-Stein-14	Jordan-20/Jordan-11	19,060
74	3/27	91-90	+1	MEMPHIS	W	29-45	Collison-23/Cauley-Stein-9	Conley-22/Randolph-15	17,608
75	3/29	82-112	-30	UTAH	L	29-46	McLemore-22/Cauley-Stein-8	Hayward-20/Gobert-15	17,608
76	3/31	89-117	-28	@New Orleans	L	29-47	McLemore-15/Cauley-Stein-14	Cousins-37/Cousins-13	17,304
77	4/1	123-117	+6	@Minnesota	W	30-47	Hield-22/Cauley-Stein-10	Wiggins-32/Towns-11	18,960
78	4/4	98-87	+1	DALLAS	W	31-47	McLemore-22/Cauley-Stein-16	Brussino-13/Noel-10	17,608
79	4/7	94-98	-4	@L.A. Lakers	L	31-48	Labissiere-19/Papagiannis-10	Randle-25/Nance Jr.-11	18,997
80	4/9	128-135	-7	HOUSTON	L	31-49	Labissiere-25/Cauley-Stein-10	Harden-35/Harden-11	17,608
81	4/11	129-104	+25	PHOENIX	W	32-49	Hield-30/Lawson,McLemore-10	Utis-27/Williams-11	17,608
82	4/12	95-115	-20	@L.A. Clippers	L	32-50	Cauley-Stein-19/Cauley-Stein-14	Jordan,Redick-18/Jordan-17	19,060

+ = postponed to later date

# 2017-18 SACRAMENTO KINGS



**Front row — from left to right:** Kings Head Coach David Joerger, Vince Carter, Justin Jackson, De'Aaron Fox, Buddy Hield, Bogdan Bogdanovic, Frank Mason III, Head Coach Elston Turner. **Second row (L to R):** Assistant Coach Duane Ticknor, Assistant Coach Bryan Gates, Assistant Coach Phil Ricci, Assistant Coach Bob Thornton, Iman Shumpert, Skal Labissiere, Zach Randolph, Kosta Koufos, Willie Cauley-Stein, Garrett Temple, Director of Sports Medicine Pete Youngman, Assistant Coach Larry Lewis, Assistant Coach Jason March, Assistant Coach/Scout Dan Hartfield, Assistant Coach Jenny Boucek. **Last row (L to R):** Bruno Caboclo, Jack Cooley, Harry Giles III, Jakarr Sampson

## FINAL STATISTICS

PLAYER	G	GS	MIN	FG	FGA	PCT	3FG	3FGA	3PCT	FT	FTA	PCT OFF	DEF TOT	AST	PF	DQ	STL	TO	BLK	PTS	AVG		
Randolph	59	58	1508	361	763	.473	51	147	.347	84	107	.785	97	300	397	127	119	0	42	116	10	857	14.5
Hield	80	13	2024	416	933	.446	176	408	.431	71	81	.877	55	252	307	155	148	0	85	124	22	1079	13.5
Cauley-Stein	73	57	2044	388	773	.502	3	12	.250	153	247	.619	131	379	510	172	185	2	77	109	67	932	12.8
Bogdanovic	78	52	2175	344	772	.446	129	329	.392	100	119	.840	31	192	223	258	172	0	72	125	16	917	11.8
Fox	73	61	2026	328	797	.412	47	153	.307	141	195	.723	33	171	204	320	163	1	70	173	20	844	11.6
Hill	43	36	1143	153	326	.469	58	128	.453	77	99	.778	22	95	117	119	75	0	39	60	12	441	10.3
Labissiere	60	29	1240	205	458	.448	18	51	.353	95	118	.805	99	189	288	72	132	0	25	73	49	523	8.7
Temple	65	35	1615	199	476	.418	89	227	.392	60	78	.769	22	130	152	124	135	0	57	79	27	547	8.4
Mason	52	2	984	144	380	.379	31	86	.360	94	115	.817	30	100	130	147	72	0	34	65	10	413	7.9
Koufos	71	12	1391	222	389	.571	0	0	---	33	74	.446	149	323	472	87	146	0	47	49	32	477	6.7
Jackson	68	41	1506	185	419	.442	57	185	.308	26	36	.722	27	160	187	74	81	0	28	40	13	453	6.7
Cooley	7	0	87	13	27	.481	0	0	---	14	19	.737	14	16	30	6	13	0	1	3	0	40	5.7
Carter	58	4	1026	114	283	.403	57	165	.345	28	37	.757	18	130	148	69	96	0	42	36	26	313	5.4
Sampson	22	6	344	44	81	.543	5	10	.500	10	16	.625	21	57	78	9	48	0	8	8	22	103	4.7
Shumpert (TOT)	14	6	276	22	58	.379	7	26	.269	11	15	.733	7	34	41	17	22	0	9	16	4	62	4.4
Richardson	25	4	319	29	88	.330	12	39	.308	17	22	.773	5	28	33	13	27	0	10	10	1	87	3.5
Hayes (TOT)	9	0	122	11	33	.333	4	16	.250	1	3	.333	4	18	22	6	8	0	2	2	3	27	3.0
Hayes (SAC)	5	0	105	8	28	.286	2	12	.167	0	2	.000	4	18	22	4	8	0	2	1	3	18	3.6
Caboclo (TOT)	12	0	106	9	31	.290	3	17	.176	5	6	.833	7	15	22	4	8	0	3	4	4	26	2.2
Caboclo (SAC)	10	0	100	9	29	.310	3	15	.200	5	6	.833	7	14	21	3	7	0	2	4	4	26	2.6
Papagiannis	16	0	118	17	41	.415	0	0	---	0	0	---	12	24	36	9	12	0	2	8	6	34	2.1
KINGS	82	-	19755	3179	7063	.450	738	1967	.375	1008	1371	.735	777	2578	3355	1768	1639	3	643	1125	340	8104	98.8
OPPONENTS	82	-	19755	3177	6759	.470	976	2586	.377	1347	1760	.765	745	2843	3588	1939	1422	4	636	1175	389	8677	105.8

## TEAM NOTES

- Kings Head Coach Dave Joerger led the Kings to a 27-55 record (14-27 home, 13-28 road) in his second season as the team's head coach and the Kings' 33rd season in Sacramento. Joerger picked up his 200th career win as a head coach on Mar. 9 versus Orlando.
- The Kings made the second most buzzer beaters this season tied with the Houston Rockets with five as De'Aaron Fox (11/9, 1/25) and Bogdan Bogdanovic (11/27, 4/6) each made two while Skal Labissiere knocked down one of his own (3/4).
- On February 8, 2018, the Sacramento Kings made two deadline day trade deals. In a trade with the Cavaliers, the Kings acquired Iman Shumpert and Joe Johnson as well as a 2020 second-round draft pick, the rights to Dimitrios Agravanis and cash considerations in exchange for guard George Hill and the rights to center Arturas Gudaitis. In the second deal with Toronto, Sacramento swapped forward Bruno Caboclo for guard Malachi Richardson.
- When holding opponents to under 100 points, Sacramento finished the season with a record of 18-7.
- The Kings ended the season undefeated in overtime after the team was able to win all three games that went past regulation.
- Bogdan Bogdanovic earned 2017-18 All-Rookie Second Team honors after averaging 11.8 ppg (.446 FG%, .392 3pt%, .840 FT%), 2.9 rpg, 3.3 apg, 0.9 spg and 27.9 mpg in 78 games, 52 of which he started.
- The Kings snapped a six-game skid to the Miami Heat as well as a 16-game road losing streak in Miami after defeating the Heat, 89-88, on Jan. 25, 2018. Sacramento went on to beat the Heat, 123-119, in overtime at the Golden 1 Center on Mar. 14, 2018 marking the first season since 2001-02 that the Kings swept the Heat.
- The Kings ended an eight-game road losing streak to the Warriors on Nov. 27, 2017. Sacramento would go on to also win the second road game the series on Mar. 16, 2018 marking the first time the team won both games in Oakland in the same year since the 2002-03 season. Over the past five seasons, only two others teams have knocked off the Warriors twice at Oracle Arena in the same season. The Denver Nuggets and San Antonio Spurs both won two contests in Oakland during the 2013-14 season.

# 2017-18 GAME-BY-GAME

G	DATE	SCORE	+/-	OPPONENT	W/L	REC	KINGS HI. SCORER/REBOUNDER	OPP. HI. SCORER/REBOUNDER	ATT
1	10/18	100-105	-5	HOUSTON	L	0-1	Cauley-Stein-21/Cauley-Stein, Labissiere-10	Harden-27/Capela-17	17,583
2	10/20	93-88	+5	@Dallas	W	1-1	Hill-21/Cauley-Stein-11	Barnes-24/Nowitzki-9	19,273
3	10/21	79-96	-17	@Denver	L	1-2	Fox-18/Randolph-9	Millsap,Faried-18/Chandler-12	19,520
4	10/23	115-117	-2	@Phoenix	L	1-3	Temple-23/Koufos-9	Booker-22/Chandler-14	14,903
5	10/26	106-114	-8	NEW ORLEANS	L	1-4	Fox-14/Randolph-9	Cousins-41/Cousins-23	17,583
6	10/29	83-110	-27	WASHINGTON	L	1-5	Bogdanovic-15/Koufos-10	Wall-19/Gortat-9	17,583
7	10/31	83-101	-18	@Indiana	L	1-6	Fox-18/Cauley-Stein, Hield, Koufos, Labissiere-7	Bogdanovic-17/Sabonis-16	12,245
8	11/1	86-113	-27	@Boston	L	1-7	Hield-17/Hield-7	Brown,Irving-22/Teis-10	18,624
9	11/4	99-108	-9	@Detroit	L	1-8	Randolph-19/Hield-8	Bradley-24/Drummond-19	17,683
10	11/7	94-86	+8	OKLAHOMA CITY	W	2-8	Hield-21/Randolph-8	Westbrook-20/Westbrook-12	17,583
11	11/9	109-108	+1	PHILADELPHIA	W	3-8	Randolph-20/Koufos-12	Covington-24/Embiid-15	17,583
12	11/11	91-118	-27	@New York	L	3-9	Labissiere-19/Koufos-10	Porzingis-34/Kanter-13	19,812
13	11/13	92-110	-18	@Washington	L	3-10	Hill-16/Randolph-9	Wall-21/Mahinmi-9	14,660
14	11/15	80-126	-4	@Atlanta	L	3-11	Randolph-16/Jackson,Koufos,Randolph-4	Schroder-21/Dedmon-14	13,860
15	11/17	86-82	+4	PORTLAND	W	4-11	Cauley-Stein-22/Cauley-Stein-10	Lillard-29/Davis-8	17,583
16	11/18	90-102	-12	@Portland	L	4-12	Cauley-Stein-18/Cauley-Stein-9	McCollum-25/Davis-8	19,522
17	11/20	98-114	-16	DENVER	L	4-13	Hill,Koufos-16/Randolph-6	Barton-25/Jokic-14	17,583
18	11/22	113-102	+11	L.A. LAKERS	W	5-13	Cauley-Stein-26/Labissiere-8	Caldwell-Pope-20/Randle-8	17,583
19	11/25	95-97	-2	LA CLIPPERS	L	5-14	Hield-27/Randolph-7	Griffin-33/Jordan-16	17,583
20	11/27	110-106	+4	@Golden State	W	6-14	Cauley-Stein-19/Cauley-Stein-8	Thompson-21/West-7	19,596
21	11/28	87-112	-25	MILWAUKEE	L	6-15	Temple-18/Cauley-Stein-10	Antetokounmpo-32/Brogdon-7	17,583
22	12/1	107-106	+1	@Chicago	W	7-15	Randolph-25/Randolph-13	Grant-17/Nwaba-9	19,268
23	12/2	104-109	-5	@Milwaukee	L	7-16	Randolph-22/Randolph-7	Antetokounmpo-33/Antetokounmpo-13	15,581
24	12/6	95-101	-6	@Cleveland	L	7-17	Randolph-18/Sampson-16	James-32/Love-13	20,562
25	12/8	116-109*	-7	@New Orleans	W	8-17	Randolph-35/Randolph-13	Cousins-38/Cousins-11	15,019
26	12/10	87-102	-15	TORONTO	L	8-18	Randolph-19/Randolph-11	DeRozan-25/Lowry-12	17,583
27	12/12	99-92	+7	PHOENIX	W	9-18	Hill-18/Koufos-8	Warren-18/Chandler-10	17,583
28	12/14	96-119	-23	@Minnesota	L	9-19	Hill-16/Randolph-9	Towns-30/Towns-14	11,126
29	12/17	93-108	-15	@Toronto	L	9-20	Bogdanovic, Temple-18/Cauley-Stein, Koufos-6	DeRozan-21/Valanciunas-15	19,800
30	12/19	101-95	+6	@Philadelphia	W	10-20	Randolph-27/Temple-8	Covington-17/Simmons-12	20,558
31	12/20	104-99	+5	@Brooklyn	W	11-20	Hill-22/Cauley-Stein-9	Dinwiddie-16/Hollis-Jefferson-10	13,179
32	12/23	99-108	-9	SAN ANTONIO	L	11-21	Hield-24/Cauley-Stein-11	Aldridge-29/Gasol-11	17,583
33	12/26	95-122	-27	@LA Clippers	L	11-22	Cauley-Stein-17/Cauley-Stein-7	Harrell-22/Jordan-15	16,393
34	12/27	109-95	+14	CLEVELAND	W	12-22	Carter-24/Cauley-Stein-9	Love-23/James-10	17,583
35	12/29	101-111	-10	PHOENIX	L	12-23	Randolph-14/Cauley-Stein-9	Booker,Warren-26/Chandler-11	17,583
36	12/31	96-114	-18	MEMPHIS	L	12-24	Cauley-Stein-21/Cauley-Stein-8	Evans-26/Davis-9	17,583
37	1/2	111-131	-20	CHARLOTTE	L	12-25	Randolph-24/Labissiere-15	Batum-21/Howard-8	17,583
38	1/6	106-98	+8	DENVER	W	13-25	Fox-18/Carter-8	Lyles-19/Lyles-9	17,583
39	1/8	100-107	-7	SAN ANTONIO	L	13-26	Cauley-Stein-22/Cauley-Stein-9	Aldridge-31/Aldridge-12	17,583
40	1/9	86-99	-13	@L.A. Lakers	L	13-27	Bogdanovic-19/Koufos-15	Randle-22/Randle-14	18,997
41	1/11	115-121	-6	LA CLIPPERS	L	13-28	Bogdanovic-22/Koufos-14	L. Williams-30/Griffin-12	17,583
42	1/13	105-126	-21	@LA Clippers	L	13-29	Cauley-Stein-23/Cauley-Stein-13	L. Williams-26/Reed-13	16,656
43	1/15	88-95	-13	@Oklahoma City	L	13-30	Hield-16/Labissiere-8	Anthony-20/Westbrook-16	18,203
44	1/17	105-120	-15	UTAH	L	13-31	Cauley-Stein-26/Cauley-Stein-10	Mitchell-34/Favors-11	17,583
45	1/19	88-106	-18	@Memphis	L	13-32	Fox-16/Cauley-Stein-11	D. Brooks-22/Green-10	16,831
46	1/22	107-112	-5	@Charlotte	L	13-33	Labissiere-23/Cauley-Stein-10	Walker-26/Howard-16	11,806
47	1/23	105-99	+6	@Orlando	W	14-33	Temple-34/Cauley-Stein, Labissiere-9	Fournier-22/Gordon-12	18,846
48	1/25	89-88	+1	@Miami	W	15-33	Hield-24/Randolph-10	Dragic-23/Whiteside-14	19,600
49	1/28	98-113	-15	@San Antonio	L	15-34	Fox-26/Koufos-12	Forbes-23/Gasol-11	18,418
50	1/30	114-103	+11	@New Orleans	W	16-34	Randolph-26/Koufos-17	Davis-23/Davis-13	14,292
51	2/2	104-119	-15	GOLDEN STATE	L	16-35	Randolph-18/Randolph-7	Durant-33/Paculia-13	17,583
52	2/3	99-106	-7	DALLAS	L	16-36	Fox, Temple-15/Cauley-Stein-8	Barnes-18/Powell-9	17,583
53	2/5	104-98	+6	CHICAGO	W	17-36	Bogdanovic-15/Randolph-9	LaVine-27/Portis-14	17,583
54	2/9	100-118	-18	PORTLAND	L	17-37	Cauley-Stein-19/Randolph-9	Lillard-50/Davis-14	17,583
55	2/11	106-111	-5	@Minnesota	L	17-38	Fox-23/Koufos-10	Towns-29/Towns, Wiggins-8	18,068
56	2/13	114-109	+5	@Dallas	W	18-38	Randolph-22/Koufos, Randolph-7	Barea-19/Nowitzki, Powell-6	19,801
57	2/14	91-100	-9	@Houston	L	18-39	Bogdanovic-20/Cauley-Stein, Koufos-8	Harden-28/Capela-11	18,055
58	2/22	107-110	-3	OKLAHOMA CITY	L	18-40	Randolph-29/Randolph-12	George-26/Westbrook-15	17,583
59	2/24	108-113	-5	L.A. LAKERS	L	18-41	Bogdanovic, Hield-21/Cauley-Stein-15	Caldwell-Pope-34/Randle-13	17,583
60	2/26	100-118	-18	MINNESOTA	L	18-42	Labissiere-20/Cauley-Stein, Hield-5	Towns-26/Towns-17	17,583
61	2/27	99-116	-17	@Portland	L	18-43	Randolph-20/Cauley-Stein-10	Lillard-26/Davis-12	19,468
62	3/1	116-111*	+5	BROOKLYN	W	19-43	Bogdanovic-23/Koufos-11	Carroll-22/Allen-13	17,583
63	3/3	91-98	-7	UTAH	L	19-44	Fox-17/Labissiere-12	Mitchell-27/Gobert-12	17,583
64	3/4	102-99	+3	NEW YORK	W	20-44	Bogdanovic-22/Koufos-8	Hardaway-24/Kanter-16	17,583
65	3/7	101-114	-13	NEW ORLEANS	L	20-45	Hield-20/Koufos-10	Mirtoic-26/Mirotoic-10	17,583
66	3/9	94-88	+6	ORLANDO	W	21-45	Temple-23/Koufos-13	Simmons-25/Biyombo-7	17,583
67	3/11	104-130	-26	@Denver	L	21-46	Hield-18/Koufos-10	G. Harris-21/Jokic-11	19,520
68	3/12	101-106	-5	@Oklahoma City	L	21-47	Bogdanovic-19/Koufos-10	Anthony, George-21/Westbrook-10	18,203
69	3/14	123-119*	+4	MIAMI	W	22-47	Hield-24/Cauley-Stein, Randolph-9	Dragic-33/Adebayo-16	17,583
70	3/16	98-93	+5	@Golden State	W	23-47	Hield-22/Koufos-12	Cook-25/Green-10	19,596
71	3/17	97-103	-6	@Utah	L	23-48	Hield-23/Hield, Koufos, Mason-6	Mitchell-28/Gobert-13	18,306
72	3/19	90-106	-16	DETROIT	L	23-49	Hield-20/Cauley-Stein, Hield-6	Griffin-26/Drummond-16	17,583
73	3/22	105-90	+15	ATLANTA	W	24-49	Jackson-20/Koufos-11	Taylor-18/Dedmon-10	17,583
74	3/25	93-104	-11	BOSTON	L	24-50	Hield-21/Koufos-9	Rozier-33/Monroe-8	17,583
75	3/27	97-103	-6	DALLAS	L	24-51	Labissiere-19/Jackson, Labissiere-8	Barnes-20/Kleber-9	17,583
76	3/29	103-106	-3	INDIANA	L	24-52	Bogdanovic-21/Cauley-Stein, Hield-7	Bogdanovic-25/Sabonis, Young-8	17,583
77	3/31	96-112	-16	GOLDEN STATE	L	24-53	Hield-19/Cauley-Stein-9	Durant-27/Durant-10	17,583
78	4/1	84-83	+1	@L.A. Lakers	W	25-53	Hield-19/Labissiere-9	Randle-19/Zubac-10	18,997
79	4/3	94-97	-3	@Phoenix	L	25-54	Bogdanovic-22/Fox-9	Jackson-28/Len-15	16,826
80	4/6	94-93	+1	@Memphis	W	26-54	Cauley-Stein-18/Cauley-Stein-8	M. Brooks-23/Rabb-11	16,527
81	4/9	85-98	-13	@San Antonio	L	26-55	Cauley-Stein-25/Cauley-Stein-10	Gay-18/Aldridge-14	18,418
82	4/11	96-83	+3	HOUSTON	W	27-55	Cauley-Stein-22/Cauley-Stein-11	Green-31/Black-11	17,583

\* = OT



# 2018-19 SACRAMENTO KINGS



**Front row — from left to right:** Kings Head Coach David Joerger, Yogi Ferrell, Harrison Barnes, Buddy Hield, De'Aaron Fox, Bogdan Bogdanovic, Alec Burks, Frank Mason III, Assoc. Head Coach Elston Turner  
**Second row (L to R):** Assistant Coach Duane Ticknor, Assistant Coach Bryan Gates, Assistant Coach Phil Ricci, Assistant Coach Bob Thornton, Corey Brewer, Nemanja Bjelica, Kosta Koufos, Willie Cauley-Stein, Kosta Koufos, Marvin Bagley III, Harry Giles III, Assistant Coach Larry Lewis, Assistant Coach Jason March, Assistant Coach/Scout Dan Hartfield, Assistant Coach Bobby Jackson.  
**Last row (L to R):** Troy Williams, Wenyen Gabriel, Caleb Swanigan

## FINAL STATISTICS

PLAYER	G	GS	MIN	FG	FGA	PCT	3FG	3FGA	3PCT	FT	FTA	PCT	OFF	DEF	TOT	AST	PF	DQ	STL	TO	BLK	PTS	AVG
Hield	82	82	2615	623	1360	.458	278	651	.427	171	193	.886	106	306	412	205	202	2	58	146	33	1695	20.7
Fox	81	81	2546	505	1102	.458	86	232	.371	303	417	.727	43	261	304	590	204	0	133	227	45	1399	17.3
Barnes (TOT)	77	77	2533	431	1027	.420	174	441	.395	229	278	.824	57	304	361	115	122	0	50	98	13	1265	16.4
Barnes (SAC)	28	28	949	141	310	.455	53	130	.408	64	80	.800	21	133	154	53	43	0	17	30	2	399	14.3
Bagley	62	4	1567	356	706	.504	30	96	.313	181	262	.691	162	309	471	62	120	2	33	98	59	923	14.9
Bogdanovic	70	17	1947	361	863	.418	134	372	.360	134	162	.827	40	203	243	267	142	1	72	117	15	990	14.1
Cauley-Stein	81	81	2213	412	741	.556	1	2	.500	140	254	.551	181	497	678	194	227	1	96	84	51	965	11.9
Bjelica	77	70	1788	284	593	.479	103	257	.401	70	92	.761	125	319	444	147	197	2	54	82	56	741	9.6
Shumpert	42	40	1099	133	348	.382	74	202	.366	34	41	.829	19	110	129	91	92	1	47	38	20	374	8.9
Burks (TOT)	64	24	1375	192	474	.405	61	168	.363	116	141	.823	30	205	235	128	91	0	39	65	21	561	8.8
Burks (SAC)	13	0	127	9	20	.450	0	6	.000	4	5	.800	2	20	22	10	7	0	8	4	1	22	1.7
Giles	58	0	820	175	348	.503	0	6	.000	58	91	.637	66	156	222	85	150	3	31	73	22	408	7.0
Jackson	52	3	1083	125	295	.424	55	159	.346	41	50	.820	25	121	146	68	67	0	23	22	13	346	6.7
Ferrell	71	3	1067	153	352	.435	54	149	.362	60	67	.896	13	96	109	137	64	0	36	40	4	420	5.9
Williams	21	0	312	44	98	.449	14	44	.318	9	15	.600	12	47	59	11	37	0	10	9	8	111	5.3
Mason	38	0	435	71	169	.420	14	64	.219	39	57	.684	6	37	43	84	34	0	16	36	4	195	5.1
Brewer (TOT)	31	3	492	53	123	.431	14	44	.318	31	43	.721	26	50	76	39	63	0	32	19	7	151	4.9
Brewer (SAC)	24	0	352	33	74	.446	10	30	.333	22	30	.733	22	37	59	29	47	0	20	11	5	98	4.1
McLemore	19	0	158	25	64	.391	17	41	.415	8	12	.667	3	14	17	4	22	0	6	5	3	75	3.9
Koufos	42	1	502	73	153	.477	0	0	---	10	24	.417	52	125	177	36	68	0	15	27	18	156	3.7
Johnson (TOT)	7	0	49	9	18	.500	3	7	.429	2	2	1.000	2	6	8	0	4	0	2	2	0	23	3.3
Johnson (SAC)	1	0	6	1	2	.500	0	1	.000	0	0	---	0	0	0	0	1	0	0	0	0	2	2.0
Labissiere	13	0	113	13	30	.433	4	11	.364	6	11	.545	4	20	24	6	21	0	2	7	3	36	2.8
Swanigan (TOT)	21	0	178	18	53	.340	1	7	.143	6	9	.667	17	47	64	11	28	0	6	18	1	43	2.0
Swanigan (SAC)	3	0	33	4	9	.444	0	2	.000	0	2	.000	4	8	12	4	6	0	2	2	1	8	2.7
<b>KINGS</b>	<b>82</b>	<b>-</b>	<b>19730</b>	<b>3541</b>	<b>7637</b>	<b>.464</b>	<b>927</b>	<b>2455</b>	<b>.378</b>	<b>1354</b>	<b>1865</b>	<b>.726</b>	<b>906</b>	<b>2819</b>	<b>3725</b>	<b>2083</b>	<b>1751</b>	<b>12</b>	<b>679</b>	<b>1095</b>	<b>363</b>	<b>9363</b>	<b>114.2</b>
<b>OPPONENTS</b>	<b>82</b>	<b>-</b>	<b>19730</b>	<b>3465</b>	<b>7430</b>	<b>.466</b>	<b>986</b>	<b>2837</b>	<b>.348</b>	<b>1539</b>	<b>1998</b>	<b>.770</b>	<b>917</b>	<b>3015</b>	<b>3932</b>	<b>2024</b>	<b>17538</b>	<b>618</b>	<b>1304</b>	<b>420</b>	<b>9455</b>	<b>115.3</b>	

## TEAM NOTES

- The Kings finished the 2018-19 season with a 39-43 record marking a 12-win improvement from the previous season and the most wins since 2005-06. Sacramento went 24-17 at Golden 1 Center, the most home wins dating back to the 2007-08 season when the team went 26-15.
- Sacramento ended the season ranked Top-10 in the NBA in the following categories: Fourth in 3-point field goal percentage (.378), ninth in points (114.2) and offensive rebounds per game (11.05), seventh in turnovers per game (13.4) and 10th in steals per game (8.28), first in points off turnovers (19.3) and second in opponent turnovers (15.9). The Kings were third in pace this season (15.9) helping them average a league-best 20.9 fast break points.
- Guard De'Aaron Fox ranked eighth in assists per game (7.3) and ninth in steals per game in NBA (1.64) while guard Buddy Hield was seventh in 3-point field goal percentage (.427) and eighth in free throw percentage (.886) among league leaders.
- Guard Buddy Hield set the franchise single-season record with 278 3-pointers, the fourth most in the NBA in 2018-19. Sacramento knocked down 927 shots from beyond the arc breaking the previous record with nearly 200 makes from 3-point distance.
- Forward Marvin Bagley III earned 2018-19 All-Rookie First Team honors after averaging 14.9 ppg (.504 FT%, .313 3pt%, .688 FT%), 7.6 rpg, 1.0 apg, 0.5 spg, 1.0 bpg and 25.3 mpg in 62 games, four of which he started.
- The Kings beat the Suns in a wire-to-wire win on Dec. 4, 122-105 after holding Phoenix to nine points in the first quarter, the lowest since at least 1954 when Rochester held the Philadelphia Warriors to 10 points in the opening 12 minutes on Feb. 17, 1955. Sacramento outscored the Suns, 36-9, in the first frame for the largest point differential in a quarter in the Sacramento era as it is only the second game in franchise history where the team outscored their opponent by 27 points in a quarter.
- On Jan. 5, Sacramento and Golden State set the NBA record for combined 3-pointers in a game with 41. The record was broken on Jan. 16, but remains the only game where two teams, Sacramento (20) and Golden State (21), each had 20-plus makes from 3-point range.
- With a win at Oklahoma City on Feb. 23, Sacramento picked up third win in four games, marking its first series victory over the Thunder since OKC's relocation from Seattle after the 2007-08 season.
- The Kings won seven consecutive home contests from Jan. 7 to Feb. 4, which is their longest home winning streak since Sacramento won 14 straight at home from Jan. 15 to Mar 16, 2006.
- Sacramento defeated San Antonio on Mar. 31, 113-106, for their third straight win against the Spurs sweeping the season series for the first time in franchise history.



# 2018-19 GAME-BY-GAME

G	DATE	SCORE	+/-	OPPONENT	W/L	REC	KINGS HI. SCORER/REBOUNDER	OPP. HI. SCORER/REBOUNDER	ATT
1	10/17	117-123	-4	UTAH	L	0-1	Cauley-Stein-23/Bjelica-8	Mitchell-24/Gobert-15	17,583
2	10/19	129-149	-20	@New Orleans	L	0-2	Cauley-Stein-20/Bagley III-8	Mirotic-36/Randle-14	18,337
3	10/21	131-120	+11	@Oklahoma City	W	1-2	Shumpert-26/Bagley III, Cauley-Stein-7	Westbrook-32/Adams-14	18,203
4	10/23	112-126	-14	@Denver	L	1-3	Bagley III-20/Bagley III-9	Murray-19/Jokic-12	13,214
5	10/24	97-92	+5	MEMPHIS	W	2-3	Hield-23/Bjelica, Jackson-11	Conely-27/Gasol-10	14,198
6	10/26	116-112	+4	WASHINGTON	W	3-3	Bjelica-26/Bjelica-12	Wall-26/Green, Oubre Jr.-9	14,101
7	10/29	123-113	+10	@Miami	W	4-3	Cauley-Stein-26/Cauley-Stein-13	Richardson-31/Whiteside-24	19,600
8	10/30	107-99	+8	@Orlando	W	5-3	Hield-25/Cauley-Stein, Hield-11	Gordon-18/Vucevic-15	15,074
9	11/1	146-115	+31	@Atlanta	W	6-3	Fox-31/Fox-10/Fox-15	Lin-23/Poythress-8/Young-10	12,095
10	11/4	109-144	-35	@Milwaukee	L	6-4	Jackson-22/Shumpert-7	Antetokounmpo-26/Antetokounmpo-15	17,341
11	11/7	105-114	-9	TORONTO	L	6-5	Cauley-Stein, Hield-24/Cauley-Stein-8	Leonard-25/Ibaka-14	17,583
12	11/9	121-110	+11	MINNESOTA	W	7-5	Cauley-Stein-25/Hield-10	Towns-39/Towns-19	17,583
13	11/10	86-101	-15	L.A. LAKERS	L	7-6	Fox-21/Cauley-Stein-12	James-25/Chandler-12	17,583
14	11/12	104-99	+5	SAN ANTONIO	W	8-6	Bogdanovic-22/Cauley-Stein-13	DeRozan-23/Aldridge-18	15,500
15	11/16	104-112	-8	MEMPHIS	L	8-7	Fox-23/Cauley-Stein, Williams-8	Jackson-27/Gasol-14	13,811
16	11/17	112-132	-20	@Houston	L	8-8	Hield-23/Bagley III-8	Harden-34/Capela-16	18,055
17	11/19	117-113	+4	OKLAHOMA CITY	W	9-8	Hield-25/Cauley-Stein-14	Westbrook-29/Adams-15	16,250
18	11/21	119-110	+9	@Utah	W	10-8	Cauley-Stein-23/Bjelica-8	Mitchell-35/Gobert-15	18,306
19	11/24	116-117	-1	@Golden State	L	10-9	Hield-28/Bagley III-17	Durant-44/Durant-13	19,596
20	11/25	112-133	-21	UTAH	L	10-10	Bogdanovic-20/Giles-8/Giles-6	Rubio-27/Gobert-15/Ingles-6	16,048
21	11/29	121-133	-12	LA CLIPPERS	L	10-11	Bogdanovic-26/Bagley III, Cauley-Stein-10	Harris-28/Harrell, Harris-6	17,583
22	12/1	111-110	+1	INDIANA	W	11-11	Bogdanovic-20/Cauley-Stein-13	Bogdanovic-27/Turner-12	17,583
23	12/4	122-105	+17	@Phoenix	W	12-11	Hield-20/Bjelica-7	Melton-21/Holmes-10	12,977
24	12/7	129-110	+19	@Cleveland	W	13-11	Fox-30/Koufos-8	Clarkson-26/Burks, Nance Jr.-7	19,432
25	12/8	97-107	-10	@Indiana	L	13-12	Hield-20/Bjelica-12	T. Young-20/Turner-13	16,867
26	12/10	108-89	+19	@Chicago	W	14-12	Fox-25/Cauley-Stein-16	LaVine-19/Carter Jr., Portis-8	18,164
27	12/12	141-130	+11	MINNESOTA	W	15-12	Bjelica-25/Bagley III-10	Wiggins-25/Towns-11	15,770
28	12/14	125-130	-5	GOLDEN STATE	L	15-13	Hield-27/Cauley-Stein-11	Curry-35/Green-14	17,583
29	12/16	120-113	+7	@Dallas	W	16-13	Fox, Hield-28/Bjelica-11	Doncic-28/Jordan-23	19,935
30	12/17	105-132	-27	@Minnesota	L	16-14	Hield-21/Koufos-8	Wiggins-17/Towns-14	12,417
31	12/19	113-132	-19	OKLAHOMA CITY	L	16-15	Hield-37/Cauley-Stein-7	George-43/Adams-23	17,583
32	12/21	102-99	+3	MEMPHIS	W	17-15	Hield-28/Cauley-Stein-13	Conley-23/Green-9	16,369
33	12/23	122-117	+5	NEW ORLEANS	W	18-15	Hield-28/Cauley-Stein-17	Holiday-27/Davis-17	16,643
34	12/26	118-127	-9	@LA Clippers	L	18-16	Fox-19/Fox, Hield-6	Williams-24/Harrell-9	19,068
35	12/27	117-116	+1	L.A. LAKERS	W	19-16	Bogdanovic-23/Cauley-Stein, Fox-9	Kuzma-33/Chandler-10	17,583
36	12/30	114-121	-7	@L.A. Lakers	L	19-17	Fox-26/Cauley-Stein-12	Caldwell-Pope-26/McGee-12	18,997
37	1/1	108-113*	-5	PORTLAND	L	19-18	Hield-27/Bjelica-15	Lillard-25/Nurkic-23	17,583
38	1/3	113-117	-4	DENVER	L	19-19	Hield-29/Bjelica, Cauley-Stein-6	Murray-36/Jokic-13	17,583
39	1/5	123-127	-4	GOLDEN STATE	L	19-20	Hield-32/Cauley-Stein-13	Curry-42/Jerebko-8	17,583
40	1/7	111-95	+16	ORLANDO	W	20-20	Fox-20/Cauley-Stein-11	Ross-20/Vucevic-13	18,997
41	1/8	111-115	-4	@Phoenix	L	20-21	Fox-24/Cauley-Stein-7	Oubre Jr.-26/Ayton-12	13,977
42	1/10	112-102	+10	DETROIT	W	21-21	Hield-18/Cauley-Stein-14	Johnson-16/Drummond, Leur-11	16,916
43	1/12	104-97	+7	CHARLOTTE	W	22-21	Bogdanovic-22/Cauley-Stein-12	Walker-31/Bjombom-10	17,583
44	1/14	115-107	+8	PORTLAND	W	23-21	Hield-19/Bagley III-11	Lillard-35/Aminu, Nurkic-11	17,583
45	1/17	95-114	-19	@Charlotte	L	23-22	Hield-24/Cauley-Stein-11	Walker-23/Hernangomez-16	15,431
46	1/19	103-101	+2	@Detroit	W	24-22	Hield-35/Hield-9	Griffin-38/Pachulia-12	15,377
47	1/21	94-123	-29	@Brooklyn	L	24-23	Bogdanovic-22/Hield-7	Russell-31/Davis-16	14,233
48	1/22	105-120	-15	@Toronto	L	24-24	Bagley-22/Bagley III-11	Lowry, VanVleet-19	19,800
49	1/25	99-96	+3	@Memphis	W	25-24	Hield-26/Bjelica-11	Casspi-18/Gasol-10	14,486
50	1/27	108-122	-14	@LA Clippers	L	25-25	Fox-21/Cauley-Stein-12	Harrell-25/Beverley-10	19,068
51	1/30	135-113	+22	ATLANTA	W	26-25	Giles-20/Bagley III-12	Young-23/Dedmon-9	17,583
52	2/2	115-108	+7	PHILADELPHIA	W	27-25	Hield-34/Bagley III-13	Butler, Embiid-29/Embiid-17	17,583
53	2/4	127-112	+15	SAN ANTONIO	W	28-25	Bagley-24/Bagley III-12	DeRozan-24/Aldridge-9	16,245
54	2/6	101-127	-26	HOUSTON	L	28-26	Hield-20/Bagley III, Hield-10	Harden-36/Faried-11	17,583
55	2/8	102-96	+6	MIAMI	W	29-26	Hield-23/Bagley III, Barnes, Cauley-Stein, Hield-10	Richardson-21/Whiteside-19	17,583
56	2/10	117-104	+13	PHOENIX	W	30-26	Bagley III-32/Bjelica, Cauley-Stein-8	Booker-27/Ayton, Holmes-9	17,583
57	2/13	118-120	-2	@Denver	L	30-27	Hield-25/Barnes-11	Millsap-25/Jokic-18	17,938
58	2/21	123-125	-2	@Golden State	L	30-28	Bagley III-28/Bagley-14	Curry-36/Cousins-10	19,596
59	2/23	119-116	+3	@Oklahoma City	W	31-28	Hield-34/Cauley-Stein-11	Westbrook-41/George-13	18,203
60	2/25	105-112	-7	@Minnesota	L	31-29	Bagley III-25/Bagley-11	Towns-34/Towns-21	13,691
61	2/27	140-141*	-1	MILWAUKEE	L	31-30	Hield-32/Barnes-14	Bledsoe-26/Bledsoe-12	17,583
62	3/1	109-116	-7	LA CLIPPERS	L	31-31	Hield-23/Cauley-Stein-12	Shamet-20/Green, Zubac-10	17,583
63	3/4	115-108	+7	NEW YORK	W	32-31	Hield-28/Barnes-10	Trier-29/Vonleh-13	17,034
64	3/6	109-111	-2	BOSTON	L	32-32	Barnes-24/Barnes, Hield-8	Tatum-24/Horford-11	17,583
65	3/9	102-94	+8	@New York	W	33-32	Fox-30/Cauley-Stein-12	Smith Jr.-18/Jordan-15	19,812
66	3/11	115-121	-6	@Washington	L	33-33	Fox-23/Bjelica-12	Beal-27/Portis-13	15,012
67	3/14	120-126	-6	@Boston	L	33-34	Hield-34/Cauley-Stein-13	Irving-31/Morris-13	18,624
68	3/15	114-123	-9	@Philadelphia	L	33-35	Barnes, Fox-16/Cauley-Stein-7	Butler-22/Embiid-17	20,704
69	3/17	129-102	+27	CHICAGO	W	34-35	Bagley III-21/Bagley III-9	LaVine-18/Felicio-10	17,583
70	3/19	121-123	-2	BROOKLYN	L	34-36	Bagley III-28/Bjelica-10	Russell-44/Allen-7	17,583
71	3/21	116-100	+16	DALLAS	W	35-36	Hield-29/Cauley-Stein-18	Jackson-19/Doncic-10	17,583
72	3/23	112-103	+9	PHOENIX	W	36-36	Barnes, Hield-25/Bjelica-17	Booker-32/Ayton-11	17,583
73	3/24	106-111	-5	@L.A. Lakers	L	36-37	Bagley III-25/Bagley III-11	James-29/McGee-13	18,997
74	3/26	125-121	+4	@Dallas	W	37-37	Fox-23/Cauley-Stein-7	Doncic-28/Doncic-12	20,168
75	3/28	118-121	-3	@New Orleans	L	37-38	Hield-27/Cauley-Stein-12	Randle-34/Randle-11	13,976
76	3/30	108-119	-11	@Houston	L	37-39	Bogdanovic-24/Bagley III-12	Harden-50/Capela-15	18,055
77	3/31	113-106	+7	@San Antonio	W	38-39	Hield-26/Koufos-11	Aldridge-27/Aldridge-18	18,407
78	4/2	105-130	-25	HOUSTON	L	38-40	Hield-20/Brewer-10	Harden-36/Capela-13	17,583
79	4/4	117-104	+13	CLEVELAND	W	39-40	Hield-23/Cauley-Stein-9	Clarkson-22/Nance Jr.-16	17,583
80	4/5	98-119	-21	@Utah	L	39-41	Hield-17/Bagley III-12	Allen, Mitchell-23/Gobert-11	18,306
81	4/7	129-133	-4	NEW ORLEANS	L	39-42	Barnes-29/Bagley III-14	Clark-31/Okafor-14	17,583
82	4/10	131-136	-5	@Portland	L	39-43	Bagley III-20/Bagley III-9	Simons-37/Labissiere-15	19,814

\* = OT

# 2019-20 SACRAMENTO KINGS



## FINAL STATISTICS

PLAYER	G	GS	MIN	FG	FGA	PCT	3FG	3FGA	3PCT	FT	FTA	PCT	OFF	DEF	TOT	AST	PF	DQ	STL	TO	BLK	PTS	AVG
Fox	51	49	1634	391	815	.480	54	185	.292	241	342	.705	35	161	196	348	145	1	74	158	25	1077	21.1
Hield	72	44	2216	498	1162	.429	271	688	.394	115	136	.846	57	271	328	213	165	0	66	168	17	1382	19.2
Bogdanovic	61	28	1766	337	766	.440	164	441	.372	86	116	.741	26	181	207	207	133	0	64	102	15	924	15.1
Barnes	72	72	2482	365	793	.460	102	268	.381	214	267	.801	77	278	355	159	93	0	43	88	12	1046	14.5
Bagley	13	6	334	78	167	.467	4	22	.182	25	31	.806	29	68	97	10	43	0	6	18	12	185	14.2
Parker (TOT)	38	23	918	219	429	.510	32	119	.269	61	81	.753	61	153	214	68	99	2	45	64	16	531	14.0
Parker (SAC)	6	0	80	21	36	.583	1	4	.250	8	9	.889	7	16	23	10	6	0	3	4	1	51	8.5
Holmes	44	38	1242	223	344	.648	0	0	---	93	118	.788	127	231	358	42	169	3	41	52	56	539	12.3
Bjelica	72	67	2011	314	653	.481	134	320	.419	69	84	.821	111	347	458	203	216	1	62	99	40	831	11.5
Bazemore (TOT)	68	21	1688	200	534	.375	84	244	.344	113	147	.769	27	267	294	93	196	2	74	91	40	597	8.8
Bazemore (SAC)	25	0	577	87	208	.418	28	73	.384	55	75	.733	14	108	122	32	75	1	29	31	9	257	10.3
Len (TOT)	55	12	971	177	319	.555	16	59	.271	68	105	.648	100	221	321	50	127	1	23	55	48	438	8.0
Len (SAC)	15	3	225	35	59	.593	2	3	.667	17	24	.708	31	60	91	8	34	0	3	16	15	89	5.9
Giles III	46	17	667	139	251	.554	0	2	.000	38	49	.776	43	145	188	60	119	1	22	44	18	316	6.9
Joseph	72	26	1759	171	412	.415	56	159	.352	60	70	.857	44	144	188	251	133	1	53	80	21	458	6.4
Ariza	32	0	791	64	165	.388	43	122	.352	21	27	.778	21	125	146	50	63	0	35	28	7	192	6.0
Mika	1	0	19	2	3	.667	0	0	---	2	2	1.000	2	5	7	0	5	0	0	0	0	6	6.0
Dedmon	34	10	541	69	171	.404	14	71	.197	23	28	.821	46	121	167	15	93	0	15	47	26	175	5.1
Ferrell	50	0	530	79	188	.420	24	79	.304	36	42	.857	6	43	49	69	38	0	18	28	4	218	4.4
Jeffries	13	0	141	20	40	.500	5	18	.278	5	6	.833	3	15	18	7	19	0	4	2	1	50	3.8
James	36	0	232	35	84	.417	9	29	.310	10	21	.476	6	26	32	18	17	0	6	8	9	89	2.5
Gabriel	11	0	61	6	17	.353	1	8	.125	6	10	.600	4	6	10	3	7	0	3	5	2	19	1.7
Guy	3	0	10	2	5	.400	0	3	.000	0	0	---	0	1	1	1	1	0	0	0	0	4	1.3
Brewer	5	0	33	2	4	.500	0	1	.000	1	3	.333	2	6	8	2	7	0	4	2	0	5	1.0
Tolliver	9	0	82	3	17	.176	2	15	.133	1	2	.500	2	9	11	3	6	0	4	4	1	9	1.0
Swanigan	7	0	23	2	4	.500	0	0	---	1	2	.500	2	5	7	2	8	0	1	6	2	5	0.7
KINGS	72	-	17455	2943	6364	.462	914	2511	.364	1127	1464	.770	695	2372	3067	1713	15958		556	1043	293	7927	110.1
OPPONENTS	72	-	17455	2898	6158	.471	894	2506	.357	1384	1752	.790	654	2481	3135	1791	14048		557	1094	303	8074	112.1

## TEAM NOTES

- The Kings finished the 2019-20 season with a record of 31-41 as they went 3-5 during the eight seeding games after being one of 22 teams invited to resume play during the 2020 NBA Restart in Orlando, FL.
- Sacramento ended the season ranked Top-10 in the NBA in the following categories: 10th in total 3-point field goals (914), ninth in points off turnovers (17.4) fifth in opponent fast break points (12.1) and fourth in opponent second chance points (11.9) per game.
- Guard De'Aaron Fox ranked 21st in points (21.1), 15th in assists (6.8) and 16th in steals (1.5) per game. Guard Buddy Hield ranked second in total 3s (271) and third in 3s per game (3.8). Forward Nemanja Bjelica shot .419% from beyond the arc for the eighth highest 3-point field goal percentage in the NBA during the 2019-20 season.
- Guard Buddy Hield finished with 271 3-pointers, his second straight season with 270 making him only the third player to complete the feat (Stephen Curry, 2014-17 and James Harden, 2018-20).
- Guard De'Aaron Fox is the second Kings player along with Nate Archibald (1974-75, 1975-76) to average at least 21.0 points, 6.5 assists and 1.5 steals per game in a season. Fox joined Archibald as the only players to average 17.0 points, 6.5 assists and 1.5 steals in consecutive seasons.
- The Kings made at least 20 3s in five games, including a franchise best 21 3-pointers on three occasions, including Jan. 30 at the LA Clippers, Mar. 7 at the Portland Trail Blazers and at the Los Angeles Lakers on Aug. 13. Sacramento made 15 3s in the first half at LAC, a franchise record as the Kings made nine 3s in a quarter in four games this season, a franchise best, in all three of these games as well as against the Mavericks on Aug. 4.
- On Jan. 27, the Kings were down by as many as 27 points to the Timberwolves, including a 22-point deficit with less than six minutes to go. Sacramento was also down by as many as 17 with less than three minutes and 12 points with 1:15 or less in the game. The Kings would go on to win the game as they were the only team over the last 20 seasons to win after being down by 20+ points with six minutes or less in the game according to ESB. According to ESPN Stats & Info, the Kings were the first team to win a game since the 1996-97 season after trailing by 17 or more with three minutes or less (teams were previously 0-8,378).

# 2019-20 GAME-BY-GAME

G	DATE	SCORE	+/-	OPPONENT	W/L	REC	KINGS HI. SCORER/REBOUNDER	OPP. HI. SCORER/REBOUNDER	ATT
1	10/23	95-124	-29	@Phoenix	L	0-1	Hield-20/Bagley III-10	Booker-22/Ayton-11	18,055
2	10/25	112-122	-10	Portland	L	0-2	Fox-28/Dedmon-8	Lillard-35/Whiteside-9	17,583
3	10/26	81-113	-32	@Utah	L	0-3	Dedmon-11/Dedmon-6	Bogdanovic-26/Davis-7/	18,306
4	10/28	94-101	-7	Denver	L	0-4	Holmes-24/Holmes-13	Murray-18/Jokic-13	15,870
5	10/30	111-118	-7	Charlotte	L	0-5	Hield-23/Holme-9	Washington-23/Zeller-15	15,416
6	11/1	102-101	+1	Utah	W	1-5	Fox-25/Dedmon-7	Mitchell-24/Gobert-16	16,273
7	11/3	113-92	+21	@New York	W	2-5	Fox-24/Holmes-10/Fox, Bjelica-6	Morris Sr.-28/Randle-7	19,812
8	11/6	120-124	-4	@Toronto	L	2-6	Barnes-26/Hield, Holmes-8	Lowry-24/Siakam-13	19,800
9	11/8	121-109	+12	@Atlanta	W	3-6	Hield-22/Holmes-9	Young-30/Parker-8	16,647
10	11/12	107-99	+8	Portland	W	4-6	Bogdanovic-25/Bjelica-12	Lillard-23/Whiteside-7	16,358
11	11/15	97-99	-2	@L.A. Lakers	L	4-7	Hield-21/Hield, Holmes-8	James-29/Howard, McGee-7	18,997
12	11/17	100-99	+1	Boston	W	5-7	Hield-35/Bjelica-14	Brown-24/Theis-10	16,633
13	11/19	120-116	+4	Phoenix	W	6-7	Bogdanovic-31/Holmes-15	Booker-30/Oubre Jr.-8	16,732
14	11/22	97-116	-19	@Brooklyn	L	6-8	Barnes-18/Holmes-8	Dinwiddie-23/Jordan-10	15,619
15	11/24	113-106	+7	@Washington	W	7-8	Barnes-26/Bjelica-12	Beal-20/Wagner-11	15,885
16	11/25	102-103	-1	@Boston	L	7-9	Hield-41/Bjelica-6	Brown-24/Kanter-9	19,156
17	11/27	91-97	-6	@Philadelphia	L	7-10	Hield-22/Barnes-9	Embiid-33/Embiid-16	20,592
18	11/30	100-97 <sup>OT</sup>	+3	Denver	W	8-10	Barnes-30/Bjelica-12	Harris-25/Barton-12	17,583
19	12/2	106-113	-7	Chicago	L	8-11	Hield-26/Holmes-9	LaVine-28/Carter Jr.-10	17,257
20	12/4	116-127	-11	@Portland	L	8-12	Holmes-28/Holmes-10	McCollum-33/Whiteside-16	19,393
21	12/6	104-105 <sup>OT</sup>	-1	@San Antonio	L	8-13	Hield-23/Holmes-14	Aldridge-19/Aldridge-13	18,354
22	12/8	110-106	+4	@Dallas	W	9-13	Bjelica-30/Holmes-9	Hardaway-29/Finney-Smith, Porzingis-8	19,566
23	12/9	119-118	+1	@Houston	W	10-13	Hield-26/Barnes, Holmes-8	Westbrook-34/Tucker-19	18,055
24	12/11	94-93	+1	Oklahoma City	W	11-13	Hield-23, Hield, Holmes-7	Schroder-17/Adams-10	16,723
25	12/13	101-103	-2	New York	L	11-14	Hield-34/Hield-12	Randle-26/Randle, Robinson-9	17,583
26	12/15	100-79	+21	@Golden State	W	12-14	Bogdanovic-25/Bagley III-6	Cauley-Stein-14/Cauley-Stein, Criss, Lee-5	18,064
27	12/17	102-110	-8	@Charlotte	L	12-15	Fox-19/Bagley III-7	Monk-23/Biyombo-12	13,229
28	12/20	105-119	-14	@Indiana	L	12-16	Holmes-20/Holmes-9	Warren-23/Sabonis-9	14,649
29	12/21	115-119	-4	@Memphis	L	12-17	Barnes-25/Holmes-12	Jackson Jr.-18/Crowder-10	15,603
30	12/23	104-113	-9	Houston	L	12-18	Fox-31/Holmes-13	Harden-34/Capela-14	17,583
31	12/26	104-105 <sup>2OT</sup>	-1	Minnesota	L	12-19	Holmes-20/Holmes-18	Dieng-21/Dieng-15/	17,583
32	12/28	110-112	-2	Phoenix	L	12-20	Hield-23/Barnes-10	Booker-32/Oubre Jr.-15	17,583
33	12/29	115-120	-5	@Denver	L	12-21	Bjelica-27/Bjelica, Holmes-6	Barton, Porter Jr.-19/Jokic-8	19,520
34	12/31	87-105	-18	@LA Clippers	L	12-22	Holmes-22/Holmes-10/Fox-6	Leonard-24/Zubac-13	16,231
35	1/2	128-123	+5	Memphis	W	13-22	Fox-27/Ariza-8/Fox-9	Morant-23/Valanciunas-12	17,351
36	1/4	115-117	-2	New Orleans	L	13-23	Barnes-30/Hield, Holmes-12	Ball-24/Favors-11	16,808
37	1/6	111-98	+13	Golden State	W	14-23	Fox, Hield-21/Bjelica-10	Robinson III-16/Cauley-Stein-9	15,819
38	1/7	114-103	+11	@Phoenix	W	15-23	Fox-27/Dedmon-10/Fox-6	Booker-34/Ayton-9	14,134
39	1/10	106-127	-21	Milwaukee	L	15-24	Barnes, Fox-19/Bjelica-13	Middleton-27/Brown-12	17,583
40	1/13	112-114	-2	Orlando	L	15-25	Bjelica-34/Fox-8	Vucevic-26/Vucevic-15	16,299
41	1/15	123-127	-4	Dallas	L	15-26	Fox-27/Bjelica-12	Doncic-25/Doncic-15	17,029
42	1/18	101-123	-22	@Utah	L	15-27	Fox-21/Bagley III-7	Bogdanovic-30/Gobert-15	18,306
43	1/20	113-118 <sup>OT</sup>	-5	@Miami	L	15-28	Bjelica-22/Bagley III-15	Nunn-25/Adebayo-11	19,600
44	1/22	106-127	-21	@Detroit	L	15-29	Fox-22/Dedmon-10	Wood-23/Morris-11	13,972
45	1/24	98-91	+7	@Chicago	W	16-29	Hield-21/Hield-8	LaVine-21/Felicio-9	17,661
46	1/27	133-129 <sup>OT</sup>	+4	@Minnesota	W	17-29	Hield-42/Bjelica-9	Wiggins-36/Wiggins-9	13,449
47	1/29	100-120	-20	Oklahoma City	L	17-30	Bogdanovic-23/Dedmon-7	Schroder-24/Adams-8	16,935
48	1/30	124-103	+21	@LA Clippers	W	18-30	Fox-34/Dedmon-11	Williams-22/Zubac-10	19,068
49	2/1	113-129	-16	L.A. Lakers	L	18-31	Fox-24/Giles III-8	Davis-21/James-10	17,583
50	2/3	113-109	+4	Minnesota	W	19-31	Fox-31/Dedmon-12	Towns-22/Towns-10	15,819
51	2/7	105-97	+8	Miami	W	20-31	Bogdanovic-23/Hield-7	Adebayo-26/Adebayo-7	16,760
52	2/8	122-102	+20	San Antonio	W	21-31	Hield-31/Giles III-12	Murray-17/Aldridge-10	16,756
53	2/10	111-123	-22	@Milwaukee	L	21-32	Barnes-23/Bjelica, Fox-8	Bledsoe, Middleton-28/Middleton-11	16,245
54	2/12	111-130	-21	@Dallas	L	21-33	Hield-22/Barnes, Bazemore, Bjelica-7	Doncic-33/Porzingis-13	19,842
55	2/20	129-125	+4	Memphis	W	22-33	Barnes-32/Bjelica-6	Melton-24/Clarke, Valanciunas-11	17,078
56	2/22	112-103	+9	@LA Clippers	W	23-33	Bazemore-23/Giles III-12	Leonard-31/Zubac-15	19,068
57	2/25	112-94	+18	@Golden State	W	24-33	Barnes, Fox-21/Bazemore-10	Chriss-21/Chriss-10	18,064
58	2/27	108-112	-4	@Oklahoma City	L	24-34	Barnes-21/Len-11	Gallinari-24/Adams, Noel-7	18,203
59	2/28	104-101	+3	@Memphis	W	25-34	Fox-25/Bjelica-11	Brooks-32/Valanciunas-25	17,794
60	3/1	106-100	+6	Detroit	W	26-34	Fox-23/Len-13	Wood-20/Wood-12	17,499
61	3/3	133-126	+7	Washington	W	27-34	Fox-31/Bjelica-7	Beal-35/Bertans-7	16,419
62	3/5	108-125	-17	Philadelphia	L	27-35	Fox-23/Bazemore-9	Harris-28/Harris-14	15,485
63	3/7	123-111	+22	@Portland	W	28-35	Bogdanovic-27	McCollum, Whiteside-19	17,034
64	3/8	113-118	-5	Toronto	L	28-36	Fox-28/Bjelica-10	Powell-31/Ibaka-10	16,449
65	7/31*	120-129	-9	@San Antonio	L	28-37	Fox-39/Bazemore-11	DeRozan-27/Gay, White-8	1
66	8/2*	116-132	-16	@Orlando	L	28-38	Giles III-23/Giles III-8	Ross-25/Vucevic-12	1
67	8/4*	110-114	-4	Dallas	L	28-39	Fox-28/Bjelica-13	Doncic-34/Doncic-20	1
68	8/6*	104-125	-5	New Orleans	W	29-39	Bogdanovic-35	Ingram-24, Williamson-24/Holiday-5	1
69	8/7*	106-119	-13	@Brooklyn	L	29-40	Bogdanovic-27/Len-11	LeVert-22/Allen-11	1
70	8/9*	112-129	-17	Houston	L	29-41	Fox-26/Barnes-10	Rivers-41/Covington-13	1
71	8/11*	112-106	+6	New Orleans	W	30-41	Barnes-25/Giles III-11	Okafor-21/Hart-10	1
72	8/13*	136-122	+14	@L.A. Lakers	W	31-41	Hield-28/Bjelica-8, Parker-8	Walters-19/McGee-9	1

\*denotes seeding games that took place in 2020 NBA Restart in Orlando as initial postponement of the season due to the COVID-19 pandemic did not allow for the original 82-game regular season to be played

# 2020-21 SACRAMENTO KINGS



**Front row — from left to right:** Kings Head Coach Luke Walton, Terence Davis II, Harrison Barnes, Buddy Hield, De'Aaron Fox, Tyrese Haliburton, Delon Wright, Kyle Davis, Assoc. Head Coach Alvin Gentry

**Second row (L to R):** Teena Murray, Player Development Coach, Lindsey Harding, Assistant Coach Roy Rana, Assistant Coach Rex Kalamian, Assistant Coach/Scout Jonah Herscu, Justin James, Marvin Bagley III, Richaun Holmes, Hassan Whiteside, Chimezie Metu, Maurice Harkless, Player Development Coach Stacey Augmon, Director of Player Development Rico Hines, Player Development Coach Bobby Jackson, Assistant Coach Jessie Mermuys, Head Athletic Trainer Joe Resendez.

**Last row (L to R):** Video Coordinator Isaac Yacob, Head Video Coordinator/Player Development Coach Will Scott, Jahmi'us Ramsey, Damian Jones, Robert Woodard III, Louis King, Head Strength Coach Craig Slaunwhite, Player Development Assistant Akachi Okugo.

## FINAL STATISTICS

PLAYER	G	GS	MIN	FG	FGA	PCT	3FG	3FGA	3PCT	FT	FTA	PCT	OFF	DEF	TOT	AST	PF	DQ	STL	TO	BLK	PTS	AVG
Fox	58	58	2036	529	1110	.477	103	320	.322	300	417	.719	33	170	203	417	170	1	87	174	27	1461	25.2
Hield	71	71	2433	403	992	.406	282	721	.391	88	104	.846	29	305	334	257	175	0	63	130	30	1176	16.6
Barnes	58	58	2102	319	642	.497	100	256	.391	195	235	.830	64	321	385	201	75	0	43	93	11	933	16.1
Holmes	61	61	1782	366	575	.637	2	11	.182	135	170	.794	144	360	504	101	213	4	39	75	96	869	14.2
Bagley	43	42	1112	247	490	.504	37	108	.343	77	134	.575	106	212	318	43	100	2	21	59	21	608	14.1
Haliburton	58	20	1746	292	619	.472	121	296	.409	48	56	.857	39	134	173	309	83	1	77	92	28	753	13.0
Wright [TOT]	63	39	1748	240	518	.463	64	172	.372	101	126	.802	65	204	269	278	75	1	101	83	30	645	10.2
Wright [SAC]	27	8	696	104	225	.462	33	83	.398	30	36	.833	28	77	105	97	30	0	43	35	11	271	10.0
Davis [TOT]	61	4	1074	195	456	.428	98	267	.367	45	55	.818	20	134	154	83	97	0	44	63	14	533	8.7
Davis [SAC]	27	0	581	108	246	.439	54	145	.372	29	37	.784	11	77	88	46	49	0	27	34	7	299	11.1
Whiteside	36	4	546	126	224	.563	0	1	.000	41	79	.519	61	154	215	20	73	0	9	40	46	293	8.1
King	6	1	85	17	34	.500	4	11	.364	6	6	1.000	5	13	18	9	9	0	7	4	3	44	7.3
Bjelica	26	1	439	69	150	.460	17	58	.293	32	42	.762	24	76	100	49	48	0	8	28	2	187	7.2
Joseph	44	2	944	111	250	.444	31	94	.330	36	47	.766	25	74	99	108	98	0	39	44	9	289	6.6
Metu	36	6	488	91	179	.508	13	37	.351	31	43	.721	31	81	112	28	59	0	14	29	18	226	6.3
Robinson	23	2	369	42	99	.424	16	44	.364	21	23	.913	11	34	45	20	23	0	4	11	3	121	5.3
Harkless [TOT]	37	23	772	69	165	.418	23	84	.274	33	43	.767	13	76	89	44	86	1	30	22	20	194	5.2
Harkless [SAC]	6	9	26	20	64	.312	18	73	.247	33	41	.805	11	65	76	37	72	1	28	19	16	179	6.9
Jones [TOT]	39	10	546	70	103	.680	1	5	.200	42	58	.724	36	85	121	29	77	0	11	26	29	183	4.7
Jones [SAC]	17	4	341	46	70	.657	1	4	.250	25	35	.714	21	56	77	24	36	0	9	15	17	118	6.9
James	36	0	310	52	111	.468	14	38	.368	21	36	.583	9	21	30	22	23	0	8	15	3	139	3.9
Jeffries	18	2	232	24	57	.421	9	28	.321	6	7	.857	9	20	29	6	23	0	7	8	4	63	3.5
Ramsey	13	0	94	15	38	.395	5	19	.263	5	5	1.000	2	8	10	6	8	0	4	3	1	40	3.1
Pelle	1	0	4	0	1	.000	0	0	---	3	4	.750	1	0	1	1	1	0	0	0	0	3	3.0
Guy	31	0	235	29	88	.330	13	46	.283	16	20	.800	5	30	35	32	20	0	6	11	0	87	2.8
Parker	3	0	27	4	7	.571	0	1	.000	0	0	---	1	5	6	1	4	0	0	3	1	8	2.7
Silva [TOT]	15	0	92	10	16	.625	1	1	1.000	11	15	.733	7	20	27	6	24	1	1	10	6	32	2.1
Silva [SAC]	4	0	9	1	3	.333	0	0	---	0	0	---	0	2	2	0	4	0	0	1	1	2	0.5
Woodard	13	0	45	8	20	.400	1	6	.167	3	8	.375	4	12	16	2	4	0	0	1	3	20	1.5
KINGS	72	-	17305	3067	6382	.481	874	2400	.364	1181	1585	.745	674	2307	2981	1836	1400	9	543	963	358	8189	113.7
OPPONENTS	72	-	17305	3139	6438	.488	893	2349	.380	1283	1631	.787	767	2489	3256	1823	1348	3	545	988	336	8454	117.4

## TEAM NOTES

- Upon conclusion of the 2020-21 regular season, Sacramento finished with a record of 31-41, matching the team's mark from the previous season. Both campaigns operated on a shortened schedule due to the COVID-19 pandemic.
- Guard De'Aaron Fox ranked 15th amongst all players in points (25.2) and ninth in assists (7.2) per game, while earning Western Conference Player of the Week honors on two occasions. Center Richaun Holmes ranked second in field goal percentage (.637), eighth in blocks (1.57) and 18th in rebounds (8.3) per game. Guard Delon Wright finished eighth in steals per game (1.6). Forward Harrison Barnes ranked fourth in minutes per game (36.2).
- Guard Buddy Hield finished the regular season ranked second in three-point field goals made (282) - his third straight season with 270 - making him only the second player to complete the feat (Stephen Curry, 2014-17). Hield has the most threes made in a season by a Kings player, breaking his own record of 278 (2018-19). He stands second in franchise history in threes made as a King (1,066), behind only Peja Stojakovic (1,070).
- At the trade deadline, Sacramento executed three deals announced on March 26, 2021. The Kings acquired Wright from Detroit in exchange for guard Cory Joseph. In a trade

with Miami, Sacramento acquired forwards Maurice Harkless and Chris Silva in exchange for forward Nemanja Bjelica. With Toronto, the Kings acquired guard Terence Davis in exchange for a 2021 second-round draft pick.

- Guard Tyrese Haliburton was named to the 2021 NBA All-Rookie First Team, becoming the 19th player in franchise history and 14th during the Sacramento-era to earn All-Rookie Team honors. His selection to the team capped a rookie season full of accolades, including being named Western Conference Rookie of the Month for December/January and February, and a selection to the 2021 NBA Rising Stars U.S. Team roster.



# 2020-21 GAME-BY-GAME

G	DATE	SCORE	+/-	OPPONENT	W/L	REC	KINGS HI. SCORER/REBOUNDER	OPP. HI. SCORER/REBOUNDER	ATT
1	12/23	124-122*	+2	@Denver	WillW	1-0	Hield-22/Bagley III-10	Jokic-29/Jokic-15	--
2	12/26	106-103	+3	Phoenix	W	2-0	Fox-24/Bagley III-11	Booker-26/Ayton-12	--
3	12/27	100-116	-16	Phoenix	L	2-1	Hield-17/Holmes-11	Bridges-22/Ayton-15	--
4	12/29	125-115	+10	Denver	W	3-1	Fox-24/Hield-8	Porter Jr.-30/Porter Jr.-10	--
5	12/31	119-122	-3	@Houston	L	3-2	Barnes-24/Holmes-13	Harden-33/Wood-12	--
6	1/2	94-102	-8	@Houston	L	3-3	Fox-23/Bagley III-9	Wall-28/Wood-15	--
7	1/4	106-137	-31	@Golden State	L	3-4	Barnes-18/Barnes-9	Curry-30/Curry-9	--
8	1/6	128-124	+4	Chicago	W	4-4	Holmes-24/Bagley III-12	White-36/Carter Jr.-17	--
9	1/8	123-144	-21	Toronto	L	4-5	Fox-23/Hield-5	VanVleet-34/Boucher-10	--
10	1/9	99-125	-26	Portland	L	4-6	Bagley III-15/Bagley III-8	McCollum-37/Kanter-15	--
11	1/11	127-122	+5	Indiana	W	5-6	Barnes-30/Holmes-10	Sabonis-28/Sabonis-11	--
12	1/13	126-132	-6	Portland	L	5-7	Fox-29/Holmes-9	Lillard-40/Nurkic-12	--
13	1/15	100-138	-38	LA Clippers	L	5-8	Bagley III-20/Metu-8	Leonard-27/Mann-9	--
14	1/17	123-128	-5	New Orleans	L	5-9	Fox-43/Bagley III-10	Williamson-31/Adams-15	--
15	1/20	96-115	-19	@LA Clippers	L	5-10	Fox-25/Bagley III-8	Leonard-32/Zubac-12	--
16	1/22	103-94	+9	New York	W	6-10	Fox-22/Holmes-14	Randle-26/Randle-15	--
17	1/27	121-107	+14	@Orlando	W	7-10	Hield-29/Holmes-12	Vucevic-26/Birch-14	--
18	1/29	126-124	+2	@Toronto	W	8-10	Barnes-26/Whiteside-9	Siakam-32/Baynes-10	--
19	1/30	104-105	-1	@Miami	L	8-11	Fox-30/Haliburton-7	Butler-30/Adebayo-13	--
20	2/1	118-109	-9	@New Orleans	W	9-11	Fox-38/Haliburton-11	Ingram-20/Hart-13	--
21	2/3	116-111	+5	Boston	W	10-11	Fox-26/Hield-10	Tatum-27/Thompson-10	--
22	2/6	119-114	+5	Denver	W	11-11	Barnes-28/Whiteside-11	Jokic-50/Hampton-10	--
23	2/7	113-110	+3	@LA Clippers	W	12-11	Fox-36/Barnes-12	Willams-23/Zubac-14	--
24	2/9	111-119	-8	Philadelphia	L	12-12	Fox-34/Hield-8	Embiid-25/Embiid-17	--
25	2/12	112-123	-11	Orlando	L	12-13	Hield-19/Bjelica-9	Vucevic-42/Vucevic-9	--
26	2/14	110-124	-14	Memphis	L	12-14	Fox-23/Hield-6	Valanciunas-25/Valanciunas-13	--
27	2/15	125-136	-11	Brooklyn	L	12-15	Whiteside-26/Whiteside-16	Irving-40/Harden-13	--
28	2/18	110-118	-8	Miami	L	12-16	Bjelica-25/Bagley III-10	Herro-27/Adebayo-12	--
29	2/20	114-122	-8	@Chicago	L	12-17	Bagley III-26/Bagley III-11	LaVine-38/Williams-11	--
30	2/21	115-128	-13	@Milwaukee	L	12-18	Haliburton-23/Holmes-11	Antetokounmpo-38/Antetokounmpo-18	--
31	2/23	118-127	-9	@Brooklyn	L	12-19	Fox-27/Holmes-11	Harden-29/Harden-11	--
32	2/25	121-140	-19	@New York	L	12-20	Fox-29/Barnes-7	Quickley-25/Randle-14	--
33	2/26	110-107	+3	@Detroit	W	13-20	Fox-27/Holmes-17	Grant-30/Stewart-11	--
34	2/28	126-127	-1	Charlotte	L	13-21	Hield-30/Bagley III-10	Washington-42/Bridges-9	--
35	3/3	123-120	+3	L.A. Lakers	W	14-21	Hield-29/Holmes-9	Schroeder-28/Harrell-13	--
36	3/4	119-123	-4	@Portland	L	14-22	Fox-32/Holmes-11	Lillard-44/Kanter-21	--
37	3/11	125-105	+20	Houston	W	15-22	Fox-30/Holmes-11	Oladipo-23/Brown-10	--
38	3/13	106-121	-15	@Atlanta	L	15-23	Fox-32/Holmes-12	Young-28/Capela-14	--
39	3/15	116-122	-6	@Charlotte	L	15-24	Fox-29/Holmes-15	Rozier-26/Biyombo-10	--
40	3/17	121-119	+2	@Washington	W	16-24	Fox-28/Barnes-8	Beal-29/Westbrook-14	--
41	3/19	107-96	+11	@Boston	W	17-24	Fox-29/Barnes-13	Brown-19/Brown-11	--
42	3/20	105-129	-24	@Philadelphia	L	17-25	Hield-25/Barnes-7	Harris-29/Howard-13	--
43	3/22	119-105	+14	@Cleveland	W	18-25	Fox-30/Holmes-16	McGee-18/McGee-9	--
44	3/24	110-108	+2	Atlanta	W	19-25	Fox-37/Whiteside-12	Young-29/Capela-17	--
45	3/25	141-119	+22	Golden State	W	20-25	Fox-44/Holmes-11	Wiggins-26/Wiggins-10	--
46	3/27	100-98	+2	Cleveland	W	21-25	Fox-36/Holmes-14	Sexton-26/Nance Jr.-9	--
47	3/29	132-115	+17	@San Antonio	W	22-25	Fox-24/Holmes-12	Murray-23/Poeltl-11	--
48	3/31	106-120	-14	@San Antonio	L	22-26	Fox-20/Holmes-15	DeRozan-26/Poeltl-14	--
49	4/2	94-115	-21	L.A. Lakers	L	22-27	Barnes-26/Holmes-7	Kuzma-30/Caldwell-Pope-10	--
50	4/3	128-129	-1	Milwaukee	L	22-28	Fox-27/Holmes-9	Holiday-33/DiVincenzo-14	--
51	4/5	106-116	-10	Minnesota	L	22-29	Fox-31/Barnes-12	Russell-25/Towns-13	--
52	4/8	101-113	-12	Detroit	L	22-30	Fox-23/Fox-9	Joseph-24/Stewart-13	--
53	4/10	112-128	-16	@Utah	L	22-31	Fox-30/Holmes-10	Mitchell-42/O'Neale-14	--
54	4/12	110-117	-7	@New Orleans	L	22-32	Fox-43/Barnes-11	Ingram-34/Adams-16	--
55	4/14	111-123	-12	Washington	L	22-33	Fox-33/Whiteside-9	Beal-31/Westbrook-15	--
56	4/15	114-122	-8	@Phoenix	L	22-34	Fox-27/Whiteside-10	Ayton-26/Ayton-11	--
57	4/18	121-107	+14	@Dallas	W	23-34	Fox-30/Whiteside-10	Doncic-37/Portingis-11	--
58	4/20	120-134	-14	Minnesota	L	23-35	Barnes-20/Barnes-8	Edwards-28/Towns-18	--
59	4/21	128-125	+3	Minnesota	W	24-35	Fox-30/Jones-8	Towns-26/Reid-7	--
60	4/25	113-117	-4	@Golden State	L	24-36	Hield-25/Barnes-7	Curry-37/Green-14	--
61	4/26	113-106	+7	Dallas	W	25-36	Holmes-24/Jones-7	Doncic-24/Doncic-8	--
62	4/28	105-154	-49	Utah	L	25-37	Hield-18/Hield-5	Bogdanovic-24/Favors-11	--
63	4/30	110-106	+4	@L.A. Lakers	W	26-37	Haliburton-23/Holmes-9	Davis-22/Davis-11	--
64	5/2	111-99	+12	@Dallas	W	27-37	Hield-27/Bagley III-9	Doncic-30/Powell-7	--
65	5/4	103-99	+4	@Oklahoma City	W	28-37		Hield-18/Hield-11	--
		Bazley-24/Brown-17	--						
66	5/5	104-93	+11	@Indiana	W	29-37	Bagley III-31/Bagley III-12	Sabonis-17/Sabonis-13	--
67	5/7	104-113	-9	San Antonio	L	29-38	Davis-24/Wright-7	DeRozan-25/Poeltl-10	--
68	5/9	126-98	+28	Oklahoma City	W	30-38	Harkless-18/Metu-9	Bazley-18/Brown-9	--
69	5/11	122-106	+16	Oklahoma City	W	31-38	Davis-27/Holmes-7	Williams-20/Brown-13	--
70	5/13	110-116	-6	@Memphis	L	31-39	James-31/Metu-5	Brooks-30/Valanciunas-13	--
71	5/14	106-107	-1	@Memphis	L	31-40	King-27/Jones-11	Winslow-25/Winslow-13	--
72	5/16	99-121	-22	Utah	L	31-41	Davis-20/Metu-8	Clarkson-33/Gobert-16	--

\* = OT

# 2021-22 SACRAMENTO KINGS



Front row — from left to right: Kings Interim Head Coach Alvin Gentry, Josh Jackson, Maurice Harkless, Harrison Barnes, De'Aaron Fox, Donte DiVincenzo, Davion Mitchell, Terence Davis II, Assistant Coach Mike Longabardi. **Second row (L to R):** Head Video Coordinator Isaac Jacob, Director of Player Development Rico Hines, Assistant coach Doug Christie, Player Development Coach Stacey Augmon, Chimezie Metu, Damian Jones, Domantas Sabonis, Richaun Holmes, Neemias Queta, Trey Lyles, Video Coordinator Garrius Adams, Assistant Coach Jonah Herscu, Player Development Coach Lindsey Harding, Head Athletic Trainer Joe Resendez. **Last row (L to R):** Justin Holiday, Alex Len

## FINAL STATISTICS

PLAYER	G	GS	MIN	FG	FGA	PCT	3FG	3FGA	3PCT	FT	FTA	PCT	OFF	DEF	TOT	AST	PF	DQ	STL	TO	BLK	PTS	AVG
Fox	59	59	2084	516	1092	.473	74	249	.297	261	348	.750	25	206	231	330	172	1	68	168	25	1367	23.2
Sabonis (TOT)	62	61	2136	443	773	.573	39	125	.312	246	332	.741	201	551	752	323	203	3	59	195	27	1171	18.9
Sabonis (SAC)	15	15	504	112	202	.554	4	17	.235	55	74	.743	46	139	185	87	57	1	13	52	5	283	18.9
Barnes	77	77	2580	391	834	.469	142	360	.394	341	413	.826	82	350	432	186	94	0	53	118	14	1265	16.4
Hield	55	6	1574	265	693	.382	182	495	.368	80	92	.870	43	178	221	105	113	0	48	90	15	792	14.4
Haliburton	51	51	1757	268	586	.457	104	252	.413	87	104	.837	39	160	199	379	71	0	86	115	34	727	14.3
Mitchell	75	19	2076	352	843	.418	101	320	.316	56	85	.659	33	133	166	313	141	0	55	114	24	861	11.5
Lyles (TOT)	75	23	1536	262	562	.466	67	209	.321	195	243	.802	89	290	379	88	123	0	29	73	32	786	10.5
Lyles (SAC)	24	20	547	87	178	.489	23	63	.365	57	67	.851	29	106	135	30	32	0	7	19	6	254	10.6
Holmes	45	37	1074	198	300	.660	2	5	.400	70	90	.778	93	224	317	48	128	1	17	56	41	468	10.4
Davis	30	11	536	113	267	.423	49	149	.329	36	44	.818	11	83	94	40	70	1	25	33	11	311	10.4
Holiday (TOT)	74	65	2057	261	662	.394	177	482	.367	50	62	.806	29	161	190	128	154	2	57	70	33	749	10.1
Holiday (SAC)	25	25	641	71	204	.348	50	146	.342	16	21	.762	11	44	55	38	49	0	21	21	15	208	8.3
Bagley	30	17	663	114	246	.463	15	62	.242	35	47	.745	67	148	215	17	50	0	9	21	11	278	9.3
DiVincenzo (TOT)	42	1	1005	118	336	.351	74	218	.339	70	83	.843	40	130	170	118	69	0	48	72	8	380	9.0
DiVincenzo (SAC)	25	1	665	79	218	.362	53	144	.368	47	56	.839	22	88	110	89	43	0	37	44	5	258	10.3
Metu	60	20	1279	203	449	.452	57	186	.306	71	91	.780	34	301	335	60	93	0	51	61	32	534	8.9
Jones	56	15	1017	175	266	.658	10	29	.345	94	131	.718	75	171	246	69	130	1	26	59	47	454	8.1
Lamb (TOT)	56	0	935	133	347	.383	55	170	.324	89	106	.840	26	128	154	81	59	0	31	37	22	410	7.3
Lamb (SAC)	17	0	322	48	119	.403	16	53	.302	22	26	.846	11	49	60	30	15	0	8	13	8	134	7.9
Jackson (TOT)	51	3	830	120	300	.400	33	130	.254	55	77	.714	21	120	141	54	88	1	26	47	22	328	6.4
Jackson (SAC)	12	0	123	17	49	.347	3	17	.176	15	21	.714	4	14	18	5	17	0	5	9	4	52	4.3
Thompson	30	3	455	76	151	.503	1	1	1.000	32	60	.533	72	89	161	18	52	0	11	29	12	185	6.2
Len	39	10	620	94	176	.534	6	21	.286	41	63	.651	52	109	161	45	100	1	13	43	25	235	6.0
Harkless	47	24	863	83	181	.459	31	101	.307	20	28	.714	12	100	112	23	77	0	29	31	24	217	4.6
King	10	0	104	15	47	.319	8	27	.296	7	10	.700	0	12	12	9	14	0	2	0	1	45	4.5
Ramey	19	0	134	24	58	.414	5	18	.278	7	14	.500	4	9	13	7	10	0	1	5	1	60	3.2
Queta	15	0	120	17	38	.447	0	0	----	11	17	.647	14	17	31	6	18	0	1	6	8	45	3.0
Mudiay	2	0	11	0	2	.000	0	0	----	3	4	.750	0	0	0	4	1	0	1	1	0	3	1.5
Robinson	3	0	15	1	8	.125	0	3	.000	0	0	----	0	1	1	2	2	0	0	1	0	2	0.7
Woodard	12	0	42	2	16	.125	1	4	.250	2	2	1.000	5	6	11	3	3	0	1	1	1	7	0.6
Murkey	1	0	1	0	0	----	0	0	----	0	0	----	0	0	0	0	0	0	0	0	0	0	0.0
<b>KINGS</b>	<b>82</b>	<b>-</b>	<b>19805</b>	<b>3321</b>	<b>7223</b>	<b>.460</b>	<b>937</b>	<b>2722</b>	<b>.344</b>	<b>1466</b>	<b>1908</b>	<b>.768</b>	<b>784</b>	<b>2737</b>	<b>3521</b>	<b>1943</b>	<b>1552</b>	<b>6</b>	<b>588</b>	<b>1156</b>	<b>369</b>	<b>9045</b>	<b>110.3</b>
<b>OPPONENTS</b>	<b>82</b>	<b>-</b>	<b>19805</b>	<b>3561</b>	<b>7429</b>	<b>.479</b>	<b>1065</b>	<b>2864</b>	<b>.372</b>	<b>1306</b>	<b>1682</b>	<b>.776</b>	<b>866</b>	<b>2891</b>	<b>3757</b>	<b>2077</b>	<b>1665</b>	<b>16</b>	<b>668</b>	<b>1106</b>	<b>395</b>	<b>9493</b>	<b>115.8</b>

## TEAM NOTES

- The Kings finished the 2021-22 regular season with a record of 30-52.
- Guard De'Aaron Fox became the first player drafted by the Kings to reach 2,000 career assists. In 322 games, he ranks as the second fastest player to reach that milestone in the Sacramento-era. Fox is now the fifth player in franchise history to reach 1,900 assists as a member of the Kings.
- Guard Davion Mitchell completed his rookie campaign season finishing sixth in total points (861) and third in assists (313) amongst rookies. Mitchell also set a new Sacramento rookie record by dishing out 17 assists vs. New Orleans, surpassing Kenny Smith who previously held the record with 15 assists twice during the 1988 season.
- At the trade deadline, Sacramento executed a four-team trade deal, announced on February 10, 2022. The Kings acquired Donte DiVincenzo from the Milwaukee Bucks, Josh Jackson and Trey Lyles from the Detroit Pistons in a trade that sent Marvin Bagley III to Detroit.
- On February 8, 2022, the Kings announced a trade for the rights to Domantas Sabonis, Justin Holiday, Jeremy Lamb and a 2023 second-round draft selection from the Indiana Pacers in exchange for Tyrese Haliburton, Buddy Hield and Tristan Thompson.
- Harrison Barnes scored 29 points at Milwaukee on January 22, 2022 and in the process reached the 10,000 points plateau for his 10 NBA seasons as a professional. Barnes becomes the fifth player from the 2012 NBA Draft class to reach 10,000 points.
- The Sacramento Kings ended its best road trip of the season at 4-1. The last time the Kings won 4+ games on a road trip of 5+ games was through March 20th-27th in 2011 (4-1).

# 2021-22 GAME-BY-GAME

KINGS											OPPONENT	
G	DATE	SCORE	+/-	OPPONENT	W/L	REC	HI. SCORER/REBOUNDER	HI. SCORER/REBOUNDER	ATT			
1	10/20	124-121	+3	@Portland	W	1-0	Barnes-36/Holmes-11	McCollum-34/Nurkic-14	17,467			
2	10/22	101-110	-9	Utah	L	1-1	Barnes-25/Barnes-15	Mitchell-27/Gobert-20	17,583			
3	10/24	107-119	-12	Golden State	L	1-2	Barnes-24/Holmes-11	Curry-27/Porter Jr.-9	13,876			
4	10/27	110-107	+3	@Phoenix	W	2-2	Hield-26/Holmes-12	Booker-31/Ayton-21	14,678			
5	10/29	113-109	+4	@New Orleans	W	3-2	Fox-23/Barnes-12	Valanciunas-24/Walanciunas-13	17,507			
6	10/31	99-105	-6	@Dallas	L	3-3	Holmes-22/Holmes-13	Doncic-23/Doncic-8	19,231			
7	11/2	113-119	-6	@Utah	L	3-4	Barnes-23/Holmes-10	Mitchell-36/Gobert-20	18,306			
8	11/3	112-99	+13	New Orleans	W	4-4	Barnes-23/Barnes-8	Alexander-Walker-16/Valanciunas-11	19,800			
9	11/5	140-110	+30	Charlotte	W	5-4	Hield-26/Holmes-20	Hayward-25/Plumlee-6	14,905			
10	11/7	91-94	-3	Indiana	L	5-5	Barnes-22/Holmes-9	LeVert-22/Turner-15	12,993			
11	11/8	104-109	-5	Phoenix	L	5-6	Barnes-26/Holmes-8	Payne-24/Booker-9	13,566			
12	11/10	117-136	-19	@San Antonio	L	5-7	Fox-37/Holmes-12	Murray-26/Johnson-12	15,065			
13	11/12	103-105	-2	@Oklahoma City	L	5-8	Barnes-21/Holmes-15	Dort-22/Robinson-Earl-14	12,881			
14	11/15	129-107	+22	@Detroit	W	6-8	Hield-22/Metu-10	Bey-28/Steward-15	10,092			
15	11/17	97-107	-10	@Minnesota	L	6-9	Fox-28/Thompson-9	Edwards-26/Vabderbilt-7	13,108			
16	11/19	89-108	-19	Toronto	L	6-10	Fox-17/Metu-9	Siakam-32/Boucher-12	13,159			
17	11/20	105-123	-18	Utah	L	6-11	Holmes-22/Barnes-8	Mitchell-26/Gobert-14	13,180			
18	11/22	94-102	-8	Philadelphia	L	6-12	Fox-23/Hield-9	Maxey-24/Drummond-23	13,948			
19	11/24	125-121	+4	Portland	W	7-12	Hield-22/Bagley III-8	Lillard-32/Nurkic-17	14,997			
20	11/26	141-137 <sup>OT</sup>	+4	@Los Angeles	W	8-12	Fox-34/Len-8	James-30/Westbrook-10	18,997			
21	11/28	101-128	-27	@Memphis	L	8-13	Hield-14/Metu-11	Brooks-21/Adams-12	12,844			
22	11/30	92-117	-25	Los Angeles	L	8-14	Holmes-27/Metu-11	Davis-25/Howard-13	12,459			
23	12/1	124-115	+9	@LA	W	9-14	Fox-24/Holmes-11	Mann-19/Hartenstein-8	17,217			
24	12/4	104-99	+5	LA	W	10-14	Davis-28, Bagley III-11	Morris Sr.-21/Zubac-11	15,004			
25	12/8	142-130	+12	Orlando	W	11-14	Fox-33/Thompson-10	Anthony-33/Carter Jr.-10	14,364			
26	12/10	123-124	-1	@Charlotte	L	11-15	Fox-31/Bagley III-10	Bouknight-24/Martin-8	16,335			
27	12/11	103-117	-14	@Cleveland	L	11-16	Hield-21/Jones-8	Okoro-20/Mobley-15	19,432			
28	12/13	101-124	-23	@Toronto	L	11-17	Fox-29/Bagley III-11	Boucher-17/Watanabe-11	19,463			
29	12/15	119-105	+14	Washington	W	12-17	Fox-28/Haliburton-8	Beal-30/Caldwell-Pope-7	13,806			
30	12/17	105-124	-19	Memphis	L	12-18	Haliburton-21/Metu-11	Banes-24/Adams-12	14,659			
31	12/19	121-114	+7	San Antonio	W	13-18	Hield-29/Jones-18	Murray-25/Johnson-11	15,091			
32	12/20	98-113	-15	@Golden State	L	13-19	Haliburton-24/Thompson-9	Curry-30/Green-11	18,064			
33	12/22	89-105	-16	LA	L	13-20	Haliburton-22/Metu-10	Bledsoe-19/Bledsoe-8	15,386			
34	12/26	102-127	-25	Memphis	L	13-21	Haliburton-18/Barnes-7	Bane-28/Konchar-14	15,685			
35	12/28	117-111	+6	Oklahoma City	W	14-21	Haliburton-24/Jones-14	Gilgeous-Alexander-33/Dort-8	14,750			
36	12/29	95-94	+1	Dallas	W	15-21	Fox-16/Metu-8	Brunson-25/Porzingis-7	16,071			
37	12/31	96-112	-16	Dallas	L	15-22	Haliburton-17/Jones-8	Porzingis-24/Porzingis-8	15,833			
38	1/2	115-113	+2	Miami	W	16-22	Hield-26/Jones-10	Yurtseven-22/Yurtseven-16	13,699			
39	1/4	114-122	-8	@Los Angeles	L	16-23	Fox-30/Bagley III-12	James-31/Howard-14	17,919			
40	1/5	102-108	-6	Atlanta	L	16-24	Fox-30/Bagley III-12	Huerter-25/Capela-14	13,104			
41	1/7	111-121	-10	@Denver	L	16-25	Fox-30/Len-10	Jokic-33/Jokic-10	15,966			
42	1/9	88-103	-15	@Portland	L	16-26	Haliburton-17/Len-10	Simons-31/Nurkic-16	16,408			
43	1/10	108-109	-1	Cleveland	L	16-27	Haliburton-21/Bagley III-10	Allen-18/Allen-17	12,110			
44	1/12	125-116	+9	Los Angeles	W	17-27	Fox-29/Bagley III-9	James-34/Westbrook-12	12,199			
45	1/14	126-114	+12	Houston	W	18-27	Fox-27/Bagley III-13	Wood-26/Tate-10	12,857			
46	1/16	112-118	-6	Houston	L	18-28	Hield-27/Metu-7	Wood-23/Wood-14	13,601			
47	1/19	131-133	-2	Detroit	L	18-29	Davis-35/Bagley III-9	Bey-30/Olynyk-9	12,907			
48	1/22	127-133	-6	@Milwaukee	L	18-30	Barnes-29/Hield-8	Middleton-34/Portis-12	17,341			
49	1/25	75-128	-53	@Boston	L	18-31	Hield-11/Holmes-9	Tatum-36/William III-17	19,156			
50	1/26	104-121	-17	@Atlanta	L	18-32	Barnes-28/Barnes-9	Okongwu-18/Gallinari-9	15,080			
51	1/29	101-103	-2	@Philadelphia	L	18-33	Haliburton-38/Holmes-9	Embiid-36/Embiid-12	20,380			
52	1/31	96-116	-20	@New York	L	18-34	Haliburton-21/Holmes-7	Burks-21/Robinson-13	15,925			
53	2/2	112-101	+11	Brooklyn	W	19-34	Barnes-19/Metu-12	Claxton-23/Claxton-11	13,153			
54	2/3	114-126	-12	@Golden State	L	19-35	Mitchell-26/ Haliburton-6	Thompson-23/Kuminga-7	18,064			
55	2/5	113-103	+10	Oklahoma City	W	20-35	Barnes-24/Harkless-11	Giddey-24/Pokusevski-9	14,097			
56	2/8	114-134	-20	Minnesota	L	20-36	Fox-29/Metu-8	Towns-25/Vanderbilt-11	12,409			
57	2/9	132-119	+19	Minnesota	W	21-36	Barnes-30/Sabonis-14	Russell-29/Vanderbilt-11	12,527			
58	2/12	123-110	+13	@Washington	W	22-36	Fox-26/Sabonis-11	Kuzma-22/Kuzma-8	14,169			
59	2/14	85-109	-24	@Brooklyn	L	22-37	Fox-26/Sabonis-9	Curry-23/Drummond-9	16,873			
60	2/16	118-125	-7	@Chicago	L	22-38	Fox-33/Sabonis-12	DeRozan-38/Vucevic-10	19,166			
61	2/24	110-128	-18	Denver	L	22-39	Sabonis-33/Sabonis-14	Barton-31/Jokic-12	15,855			
62	2/26	110-115	-5	@ Denver	L	22-40	Fox-26/Sabonis-16	Gordon-23/Jokic-10	19,520			
63	2/28	131-110	+21	@Oklahoma City	W	23-40	Fox-29/Sabonis-16	Gilgeous-Alexander-37/Pokusevski-8	13,945			
64	3/2	95-125	-30	@New Orleans	L	23-41	Fox-25/Sabonis-14	Ingram-33/Valanciunas-14	15,490			
65	3/3	115-112	+3	@San Antonio	W	24-41	Barnes-27/Sabonis-12	Walker IV-30/Murray-12	13,049			
66	3/5	113-114	-1	@Dallas	L	24-42	Fox-44/Sabonis-10	Dinwiddie-36/Green-12	20,060			
67	3/7	115-131	-16	New York	L	24-43	Fox-24/Sabonis-13	Randle-46/Randle-9	14,720			
68	3/9	100-106	-6	Denver	L	24-44	Fox-32/Lyles-9	Jokic-38/Jokic-18	14,697			
69	3/12	125-134	-9	@Utah	L	24-45	Fox-41/Holmes-6	Clarkson-45/Whiteside-21	18,306			
70	3/14	112-103	+9	Chicago	W	25-45	Fox-34/Lyles-11	LaVine-27/Vucevic-14	15,943			
71	3/16	126-135	-9	Milwaukee	L	25-46	Sabonis-22/Lyles-12	Antetokounmpo-36/Antetokounmpo-10	15,864			
72	3/18	97-126	-29	Boston	L	25-47	Sabonis-30/Sabonis-20	Tatum-32/Horford-9	15,313			
73	3/20	124-110 <sup>OT</sup>	-3	Phoenix	L	25-48	Mitchell-28/Sabonis-12	Booker-31/Ayton-10	17,583			
74	3/23	110-109	+1	@Indiana	W	26-48	Mitchell-25/Jones-6	Hield-25/Brissett-10	14,227			
75	3/26	114-110 <sup>OT</sup>	+4	@Orlando	W	27-48	Mitchell-22/Lyles-18	Wagner-19/Bamba-13	16,366			
76	3/28	100-123	-23	@Miami	L	27-49	Mitchell-21/Metu-9	Butler-27/Adebayo-15	19,600			
77	3/30	121-118	+3	@Rockets	W	28-49	Jones-24/Jones-9	Green-32/Porter Jr.-12	13,365			
78	4/1	122-117	+5	@Rockets	W	29-49	Barnes-25/Jones-17	Green-33/Garuba-14	14,857			
79	4/3	90-109	-19	Golden State	L	29-50	Barnes-18/Barnes-10	Wiggins-25/Bjelica-12	17,583			
80	4/5	109-123	-14	New Orleans	L	29-51	Jones-22/Barnes-6	Hayes-23/Hayes-12	16,047			
81	4/9	98-117	-19	@LA	L	29-52	Mitchell-22/Metu-10	George-23/Zubac-12	17,568			
82	4/10	116-109	+7	@Phoenix	W	30-52	Jones-19/Lyles-7	Shamet-27/McGee-13	17,071			

\* = OT



# 2022-23 SACRAMENTO KINGS



Front row — from left to right: Kings Head Coach Mike Brown, Davion Mitchell, Kevin Huerter, Harrison Barnes, DeAaron Fox, Malik Monk, Terence Davis II, Matthew Dellavedova, Associate Head Coach Jordi Fernandez. **Second row (L to R):** Assistant Coach Leandro Barbosa, Assistant Coach Doug Christie, Assistant Coach Jay Triano, Keegan Murray, Chemezie Metu, Domantas Sabonis, Richaun Holmes, Alex Len, Trey Lyles, Assistant Coach/ Director of Player Development Dutch Gaitley, Assistant Coach Luke Loucks, Assistant Coach/ Player Development Coach Lindsey Harding. **Last row (L to R):** Keon Ellis, Neemias Queta, Kessler Edwards, PJ Dozier

## FINAL STATISTICS

PLAYER	G	GS	MIN	FG	FGA	PCT	3FG	3FGA	3PCT	FT	FTA	PCT	OFF	DEF	TOT	AST	PF	DQ	STL	TO	BLK	PTS	AVG
Fox	73	73	2435	682	1331	.521	119	367	.324	343	440	.780	40	266	306	447	172	0	83	181	23	1826	25.0
Sabonis	79	79	2736	577	938	.615	31	83	.373	325	438	.742	251	722	973	573	279	9	65	230	39	1510	19.1
Huerter	75	75	2203	420	866	.485	205	510	.402	95	131	.725	42	209	251	221	181	0	80	97	24	1140	15.2
Barnes	82	82	2662	374	791	.473	132	353	.374	350	413	.847	87	279	366	128	103	0	57	86	10	1230	15.0
Monk	77	0	1720	357	796	.448	143	398	.359	184	207	.889	32	171	203	298	125	0	49	146	20	1041	13.5
Murray	80	78	2382	354	782	.453	206	501	.411	62	81	.765	89	282	371	98	162	0	61	60	42	976	12.2
Lyles	74	0	1247	187	408	.458	87	240	.363	101	124	.815	68	232	300	66	97	0	27	64	31	562	7.6
Davis	64	5	841	154	364	.423	89	243	.366	34	43	.791	20	119	139	67	104	1	43	53	12	431	6.7
Mitchell	80	9	1447	181	399	.454	63	197	.320	25	31	.806	16	89	105	185	112	0	44	62	15	450	5.6
Metu	66	0	689	129	219	.589	9	38	.237	54	73	.740	47	151	198	40	81	0	22	32	21	321	4.9
Holmes	42	1	348	55	89	.618	5	8	.625	15	19	.789	29	51	80	9	50	0	3	14	11	130	3.1
Edwards (TOT)	36	4	386	36	93	.387	17	55	.309	11	15	.733	23	38	61	23	40	0	14	13	6	100	2.8
Edwards (SAC)	22	3	306	30	69	.435	15	43	.349	10	13	.769	17	30	47	21	37	0	11	9	5	85	3.9
Queta	5	0	29	6	9	.667	0	0	---	0	2	.000	5	6	11	1	7	0	0	1	2	12	2.4
Len	26	2	161	16	30	.533	0	2	.000	11	16	.688	24	36	60	12	28	0	4	16	11	43	1.7
Ellis	16	0	71	7	16	.438	6	12	.500	4	7	.571	4	4	8	6	10	0	5	1	1	24	1.5
Dellavedova	32	0	213	17	50	.340	9	27	.333	4	7	.571	1	12	13	41	20	0	7	10	0	47	1.5
Dozier	16	0	79	10	33	.303	2	16	.125	0	0	---	1	13	14	10	7	0	6	5	1	22	1.4
Okpala	35	3	248	16	38	.421	7	21	.333	7	8	.875	7	27	34	13	39	0	7	7	7	46	1.3
Moneke	2	0	8	1	2	.500	0	0	---	0	2	.000	2	0	2	1	2	0	0	2	0	2	1.0
Burton	2	0	6	0	2	.000	0	1	.000	0	0	---	0	0	0	0	0	0	0	0	0	0	0.0
<b>KINGS</b>	<b>82</b>	<b>-</b>	<b>19830</b>	<b>3573</b>	<b>7232</b>	<b>.494</b>	<b>1128</b>	<b>3060</b>	<b>.369</b>	<b>1624</b>	<b>2055</b>	<b>.790</b>	<b>782</b>	<b>2699</b>	<b>3481</b>	<b>2237</b>	<b>1616</b>	<b>10</b>	<b>574</b>	<b>1106</b>	<b>275</b>	<b>9898</b>	<b>120.7</b>
<b>OPPONENTS</b>	<b>82</b>	<b>-</b>	<b>19830</b>	<b>3589</b>	<b>7288</b>	<b>.492</b>	<b>1022</b>	<b>2740</b>	<b>.373</b>	<b>1481</b>	<b>1882</b>	<b>.787</b>	<b>795</b>	<b>2665</b>	<b>3460</b>	<b>2187</b>	<b>1711</b>	<b>13</b>	<b>598</b>	<b>1164</b>	<b>341</b>	<b>9681</b>	<b>118.1</b>

## TEAM NOTES

- The Kings finished with the third-most wins in the Western Conference (48-34), matched a franchise record for most wins on the road (25-16), which ranked first in the Western Conference and saw a playoff berth for the first time since the 2005-06 season.
- De'Aaron Fox and Domantas Sabonis were both selected to the All-NBA Third Team, marking the fourth time in franchise history where two players were named to the same All-NBA Team.
- Murray, a former Iowa standout, was named to the 2023 Jordan Rising Stars and became the NBA's All-Time Rookie 3-Point Leader with 206 3-pointers made and was a prime candidate for the 2022-23 NBA Rookie of the Year Award.
- Head Coach Mike Brown was named the first-ever unanimous NBA Coach of the Year in league history and General Manager Monte McNair received the NBA Basketball Executive of the Year Award.
- Fox surpassed Mitch Richmond for second place on the Sac-era assists list with 2,452 assists. He became the fourth player in franchise history with 30+ points in five straight games or more, including the first in the Sac era and was the first player with a 30-point streak of eight-plus games since Tiny Archibald's nine-game streak in 1975.
- Sabonis, a 2022-23 rebounding champion, tallied a league-leading 65 double-doubles and 14 triple-doubles this past season. He tied with Chris Webber for the second-most triple-doubles in franchise history. Subsequently, Sabonis passed Oscar Robertson for the sixth-most triple-doubles in a single season in franchise history.
- Among reserves, Malik Monk ranked seventh in PPG (Min. 25 GP), first in total points (1,041), third in assists (298) and third in 3PM (143). In addition, Monk became the fifth player in franchise history to record a 40+ point game off the bench (at LAC; Feb. 24, 2023).
- At the conclusion of the season, the Kings led the NBA in offensive efficiency and points per game while finishing second in field goal percentage (49.4%), third in assists (27.3), fifth in three-pointers made (1,128) and ninth in three-point percentage (37.3%).



# 2022-23 GAME-BY-GAME

G	DATE	SCORE	+/-	OPPONENT	W/L	REC	KINGS		OPPONENT		ATT
							HI. SCORER/REBOUNDER/ASSIST	HI. SCORER/REBOUNDER/ASSIST			
1	Oct 19	108-115	-7	PORTLAND	L	0-1	Fox-33/Barnes-8/Fox-7	Grant-23/Grant,Winslow-8/Lillard-8	17,611		
2	Oct 22	109-111	-2	L.A. CLIPPERS	L	0-2	Fox-36/Sabonis-10/Sabonis-7	George-40/Zubac-8/George-6	16,296		
3	Oct 23	125-130	-5	@Golden State	L	0-3	Fox-26/Sabonis-14/Fox-10	Curry-33/Looney-8/Looney-6	18,064		
4	Oct 27	110-125	-15	MEMPHIS	L	0-4	Fox-27/Sabonis-11/Sabonis-9	Bane-31/Adams-11/Morant-6	15,511		
5	Oct 29	119-113	+6	MIAMI	W	1-4	Huerter-27/Fox-13/Huerter-7	Herro-34/Butler-7/Butler-6	14,618		
6	Oct 31	115-108	+7	@Charlotte	W	2-4	Huerter-26/Sabonis-16/Sabonis-7	Washington-28/Plumlee-10/Smith Jr.-8	12,020		
7	Nov 2	107-110	-3	@Miami	L	2-5	Huerter,Sabonis-22/Sabonis-12/Sabonis-8	Herro-26/Herro-12/Lowry-7	19,600		
8	Nov 5	126-123 <sup>OT</sup>	+3	@Orlando	W	3-5	Fox-37/Sabonis-11/Sabonis-6	Banchero-33/Banchero-10/Suggs-7	18,846		
9	Nov 7	113-116	-3	@Golden State	L	3-6	Fox-28/Sabonis-14/Fox,Sabonis-6	Curry-47/Looney-13/Curry-8	18,064		
10	Nov 9	127-120	+7	CLEVELAND	W	4-6	Sabonis-21/Barnes-9/Fox-8	Mitchell-38/LeVert-10/Garland-8	13,816		
11	Nov 11	120-114	+6	@L.A. Lakers	W	5-6	Fox-32/Sabonis-10/Fox-12	Davis-24/Davis-14/Westbrook-11	17,849		
12	Nov 13	122-115	+7	GOLDEN STATE	W	6-6	Sabonis-26/Sabonis-22/Fox,Sabonis-8	Curry-27/Looney-10/Green-11	16,410		
13	Nov 15	153-121	+32	BROOKLYN	W	7-6	Davis-31/Davis-9/Fox-9	Durant-27/Simmons-5/Durant-6	17,611		
14	Nov 17	130-112	+18	SAN ANTONIO	W	8-6	Fox-28/Barnes,Sabonis-8/Fox-8	Vassell-29/Poeltl-7/Sochan-5	16,522		
15	Nov 20	137-129	+8	DETROIT	W	9-6	Fox-33/Sabonis-13/Fox,Sabonis-7	Ivey-24/Duren-8/Hayes-6	17,866		
16	Nov 22	113-109	+4	@Memphis	W	10-6	Fox-32/Sabonis-13/Sabonis-8	Morant-34/Adams-16/Jones,Morant-6	16,826		
17	Nov 23	106-115	-9	@Atlanta	L	10-7	Monk-27/Sabonis-13/Sabonis-7	Young-35/Capela-14/Young-7	18,173		
18	Nov 25	104-122	-18	@Boston	L	10-8	Fox-20/Murray,Sabonis-10/Sabonis-6	Tatum-30/Tatum-8/Horford,Smart-5	19,156		
19	Nov 28	117-122	-5	PHOENIX	L	10-9	Monk-30/Sabonis-9/Sabonis-10	Booker-44/Ayton-12/Bridges,Payne-7	16,407		
20	Nov 30	137-114	+23	INDIANA	W	11-9	Barnes-22/Sabonis-10/Sabonis-7	Mathurin,Smith-22/Jackson,Smith,Turner-6/17,611 Haliburton,McConnell-10	16,587		
21	Dec 3	123-96	+27	@L.A. Clippers	W	12-9	Sabonis-24/Metu-8/Sabonis-6	Boston-18/Zubac-15/Covington-4	16,587		
22	Dec 4	110-101	+9	CHICAGO	W	13-9	Monk-20/Sabonis-17/Sabonis-10	LaVine-41/LaVine-8/Caruso,DeRozan-4	17,611		
23	Dec 7	113-126	-13	@Milwaukee	L	13-10	Sabonis-23/Sabonis-12/Sabonis-7	G.Antetokounmpo-35/Lopez-9/G.Antetokounmpo-7	17,341		
24	Dec 9	106-95	+11	@Cleveland	W	14-10	Barnes-20/Sabonis-18/Mitchell,Sabonis-6	LeVert-22/Allen,Stevens-8/Garland,LeVert-6	19,432		
25	Dec 11	99-112	-13	@New York	L	14-11	Sabonis-20/Sabonis-12/Huerter-6	Barrett,Randle-27/Barrett,Hartenstein,Robinson-9	19,812		
26	Dec 13	103-123	-20	@Philadelphia	L	14-12	Sabonis-22/Sabonis-10/Sabonis-5	Embiid-31/Embiid,Harden,Harris-7/Harden-15	19,768		
27	Dec 14	124-123	+1	@Toronto	W	15-12	Fox-27/Sabonis-20/Fox-10	VanVleet-39/VanVleet-8/Barnes-10	19,800		
28	Dec 16	122-113	+9	@Detroit	W	16-12	Fox-24/Sabonis-13/Fox-9	Bogdanovic-22/Duren-14/Joseph,Ivey-5	17,892		
29	Dec 19	119-125	-6	CHARLOTTE	L	16-13	Fox-37/Sabonis-23/Sabonis-7	Oubre-31/Richards-11/Ball-12	17,803		
30	Dec 21	134-120	+14	L.A. LAKERS	W	17-13	Huerter-26/Sabonis-21/Sabonis-12	James-31/Bryant-10/James-11	17,611		
31	Dec 23	111-125	-14	WASHINGTON	L	17-14	Fox-26/Sabonis-15/Sabonis-10	Kuzma-32/Portingis-13/Wright-8	17,894		
32	Dec 27	106-113	-7	DENVER	L	17-15	Fox-26/Lyles-10/Mitchell-9	Porter-30/Jokic-9/Jokic-11	17,937		
33	Dec 28	127-126	+1	DENVER	W	18-15	Monk-33/Sabonis-10/Fox-13	Jokic-40/Jokic,Jordan,Porter-7/Hyland-11	17,985		
34	Dec 30	126-125	+1	UTAH	W	19-15	Huerter-30/Sabonis-11/Fox-10	Markkanen-36/Kessler,Vanderbilt-8/Clarkson-9	17,946		
35	Jan 1	108-118	-10	@Memphis	L	19-16	Fox-19/Sabonis-14/Fox-6	Morant-35/Adams-23/Jones-8	17,794		
36	Jan 3	117-115	+2	@Utah	W	20-16	Fox-37/Sabonis-14/Sabonis-8	Markkanen-28/Vanderbilt-9/Conley-7	18,206		
37	Jan 4	117-120	-3	ATLANTA	L	20-17	Fox-25/Sabonis-14/Sabonis-8	Collins,Hunter-22/Collins-12/Young-6	17,611		
38	Jan 7	134-136	-2	L.A. LAKERS	L	20-18	Fox-34/Sabonis-12/Fox-9	James-37/Bryant-14/Westbrook-15	17,611		
39	Jan 9	136-111	+25	ORLANDO	W	21-18	Barnes-30/Sabonis-10/Fox-9	Banchero-17/Banchero-8/Fultz-5	16,499		
40	Jan 11	135-115	+20	HOUSTON	W	22-18	Sabonis-25/Sabonis-14/Fox,Sabonis-9	J.Green-26/Sengun-10/Sengun-10	16,057		
41	Jan 13	139-114	+25	HOUSTON	W	23-18	Barnes-27/Sabonis-15/Sabonis-16	J.Green,Smith-27/Smith-8/Sengun-7	17,894		
42	Jan 15	132-119	+13	@San Antonio	W	24-18	Barnes-29/Sabonis-18/Sabonis-8	Poeltl-23/Sochan-8/Jones-8	12,339		
43	Jan 18	116-111	+5	@L.A. Lakers	W	25-18	Fox-31/Holmes-11/Huerter-8	James-32/James-8/James-9	18,142		
44	Jan 20	118-113	+5	OKLAHOMA CITY	W	26-18	Murray-29/Murray,Sabonis-14/Sabonis-14	Gilgeous-Alexander-37/Giddey-10/Gilgeous-Alexander-7	17,932		
45	Jan 21	127-129	-2	PHILADELPHIA	L	26-19	Fox-31/Sabonis-9/Sabonis-10	Maxey-32/Harrell,Melton,Reed-7/Milton-7	17,861		
46	Jan 23	133-100	+33	MEMPHIS	W	27-19	Lyles-24/Sabonis-10/Sabonis-11	Bane-21/Jones,Tillman-6/Jones-8	17,821		
47	Jan 25	95-113	-18	TORONTO	L	27-20	Huerter-21/Sabonis-8/Fox-8	Siakam-26/Siakam-11/Barnes-10	17,767		
48	Jan 28	110-117	-7	@Minnesota	L	27-21	Fox-29/Sabonis-10/Fox-6	Edwards-34/Gobert-14/Edwards,Russell-6	17,136		
49	Jan 30	118-111 <sup>OT</sup>	+7	@Minnesota	W	28-21	Fox-32/Murray,Sabonis-13/Monk-5	Edwards-33/Gobert-14/Russell-7	15,342		
50	Feb 1	119-109	+10	@San Antonio	W	29-21	Sabonis-34/Sabonis-11/Fox-10	Branham-22/Poeltl-12/Branham,Johnson-5	13,207		
51	Feb 3	104-107	-3	@Indiana	L	29-22	Barnes-23/Sabonis-16/Sabonis-6	Hield-21/Turner-13/Haliburton-9	17,274		
52	Feb 5	104-136	-32	@New Orleans	L	29-23	Monk-16/Sabonis-11/Dellavedova-6	Murphy-30/Hernangomez-16/Four Players-4	17,779		
53	Feb 6	140-120	+20	@Houston	W	30-23	Murray-30/Sabonis-7/Sabonis-10	J.Green-27/Martin-8/Gordon-8	15,405		
54	Feb 8	130-128	+2	@Houston	W	31-23	Fox-31/Sabonis-9/Fox-11	J.Green-41/Fernando-10/Sengun-11	15,881		
55	Feb 10	114-122	-8	DALLAS	L	31-24	Fox-33/Sabonis-11/Sabonis-7	Irving-25/McGee-9/Irving-10	18,111		
56	Feb 11	133-128 <sup>OT</sup>	+5	DALLAS	W	32-24	Fox-36/Sabonis-14/Fox,Huerter-5	Irving-28/Doncic-9/Irving-7	18,111		
57	Feb 14	109-120	-11	@Phoenix	L	32-25	Fox-35/Sabonis-15/Sabonis-7	Booker-32/Ayton-11/Paul-19	17,071		
58	Feb 23	133-116	+17	PORTLAND	W	33-25	Fox-31/Sabonis-17/Sabonis-10	Little-26/Eubanks-7/Arcidiacono-6	18,041		
59	Feb 24	176-175 <sup>OT</sup>	+1	@L.A. Clippers	W	34-25	Monk-45/Sabonis-10/Fox-12	Leonard-44/George,Plumlee-10/Westbrook-14	19,068		
60	Feb 26	124-115	+9	@Oklahoma City	W	35-25	Fox-33/Sabonis-15/Fox,Sabonis-8	Joe-24/Giddey,Waters-7/Giddey-5	15,147		
61	Feb 28	123-117	+6	@Oklahoma City	W	36-25	Barnes-29/Sabonis-13/Huerter,Sabonis-9	Jal.Williams-27/Saric-8/Jalen.Williams-8	13,353		
62	Mar 3	128-127	+1	L.A. CLIPPERS	W	37-25	Fox-33/Sabonis-10/Monk-8	George-28/Plumlee-8/Westbrook-10	18,111		
63	Mar 4	134-138	-4	MINNESOTA	L	37-26	Huerter-29/Sabonis-14/Fox-7	Edwards-27/Gobert-14/Anderson-9	18,111		
64	Mar 6	123-108	+15	NEW ORLEANS	W	38-26	Huerter-25/Sabonis-11/Sabonis-11	Ingram-24/Valanciunas-12/Jones-8	17,708		
65	Mar 9	122-117	+5	NEW YORK	W	39-26	Sabonis-24/Sabonis-13/Sabonis-10	Barrett-25/Hart-15/Hart-7	18,068		
66	Mar 11	128-119	+9	@Phoenix	W	40-26	Barnes-19/Sabonis-8/Fox-6	Booker-28/Ayton-12/Paul-16	17,071		
67	Mar 13	124-133	-9	MILWAUKEE	L	40-27	Fox-35/Sabonis-17/Sabonis-15	G.Antetokounmpo-46/G.Antetokounmpo-12/Middleton-9	18,111		
68	Mar 15	117-114	+3	@Chicago	W	41-27	Fox-32/Sabonis-17/Sabonis-10	DeRozan-33/Vucevic-14/LaVine-6	21,886		
69	Mar 16	101-96	+5	@Brooklyn	W	42-27	Sabonis-24/Sabonis-21/Monk-6	Bridges-23/Claughton-14/Dinwiddie-7	18,172		
70	Mar 18	132-118	+14	@Washington	W	43-27	Sabonis-30/Sabonis-9/Sabonis-10	Kuzma-33/Avdija-11/Avdija-6	18,529		
71	Mar 20	120-128	-8	@Utah	L	43-28	Fox-37/Sabonis-12/Sabonis-9	Agbaji-27/Olynk-10/Dunn-10	18,206		
72	Mar 21	109-132	-23	BOSTON	L	43-29	Fox-18/Sabonis-13/Sabonis-12	Tatum-36/Tatum-8/White-12	18,111		
73	Mar 24	135-127	+8	PHOENIX	W	44-29	Huerter-29/Huerter,Sabonis-9/Sabonis-9	Booker-32/Booker-8/	18,151		
74	Mar 25	121-113	+8	UTAH	W	45-29	Huerter-27/Sabonis-15/Sabonis-7	Kessler-31/Kessler-11/Olynk-10	18,151		
75	Mar 27	115-119	-4	MINNESOTA	L	45-30	Fox-29/Lyles-11/Fox-6	McDaniels-20/Gobert-16/Anderson-11	18,151		
76	Mar 29	120-80	+40	@Portland	W	46-30	Monk-19/Sabonis-12/Fox,Monk-6	Sharpe-30/Knox-12/Sharpe-7	18,550		
77	Mar 31	138-114	+24	@Portland	W	47-30	Fox,Monk,Murray,Sabonis-20/Sabonis-12/Fox-11	Sharpe-27/Eubanks-10/Mays-6	18,389		
78	Apr 2	134-142 <sup>OT</sup>	-8	SAN ANTONIO	L	47-31	Fox-28/Sabonis-8/Sabonis-6	McDermott-30/Barlow,Jones-10/Jones-11	18,183		
79	Apr 4	121-103	+18	@New Orleans	W	48-31	Fox-23/Sabonis-12/Sabonis-11	Ingram-22/Valanciunas-8/Ingram-6	15,799		
80	Apr 5	119-123	-4	@Dallas	L	48-32	Fox-28/Sabonis-11/Sabonis-11	Irving-31/Doncic-10/Irving-8	20,271		
81	Apr 7	97-119	-22	GOLDEN STATE	L	48-33	Lyles,Metu-15/Metu-9/Mitchell-5	Thompson-29/Looney-16/DiVincenzo-9	18,253		
82	Apr 9	95-109	-14	@Denver	L	48-34	Barnes-17/Sabonis-9/Dozier-6	Brown-21/Bryant,Jordan,White-8/Smith-9	19,652		

\* = OT


# KINGS YEARLY TRANSACTIONS



1971-72	
April 10, 1972	Selected 6-10 Eau Claire State center Mike Ratliff in the second round (#28 overall) and 6-8 USC forward Ron Riley in the third round (#38 overall) of the 1972 NBA Draft.
1972-73	
October 9, 1972	Acquired forward Toby Kimball from Milwaukee for a future draft choice.
November 2, 1972	Acquired 6-5 guard Dick Gibbs from Houston for cash.
November 9, 1972	Traded guard John Mengelt to Detroit for a future draft choice.
August 9, 1972	Acquired 6-6 forward Don Kojis from Seattle in exchange for Jim Fox and future considerations.
January 26, 1973	Acquired 6-10 center John Block from Philadelphia in exchange for Tom Van Arsdale and a future draft choice.
April 10, 1973	Selected 6-9 Minnesota forward Ron Behagen in the first round (#7 overall), 6-3 Marshall guard Mike D'Antoni (#20 overall) and 6-9 Marquette forward Larry McNeill in the second round (#25 overall) of the 1973 NBA Draft.
1973-74	
October 8, 1973	Signed 6-1 free agent guard Howard "Butch" Komives.
October 29, 1973	Acquired 6-3 guard Jimmy Walker in exchange for veteran forward Matt Guokas.
November 12, 1973	Acquired 6-11 center Otto Moore from Houston for forward Ron Riley.
December 5, 1973	Signed 6-1 free agent guard Justus Thigpen.
May 29, 1974	Selected 6-7 Colorado forward Scott Wedman in the first round (#6 overall) and 7-0 Tennessee center Len Kosmalski in the second round (#24 overall) of the 1974 NBA Draft.
1974-75	
February 1, 1975	Acquired 6-6 forward Ollie Johnson and 6-2 guard Rick Adelman from the New Orleans Jazz in exchange for Nate Williams.
June 25, 1975	Selected 6-7 DePaul forward Bill Robinzine (#10 overall) and 6-7 Pennsylvania guard-forward Bob Bigelow (#13 overall) in the first round and 6-5 Louisiana State guard Glenn Hansen (#31 overall) in the second round of the 1975 NBA Draft.
1975-76	
October 14, 1975	Acquired 6-2 free agent guard Lee Winsfield from Buffalo's waivers.
November 12, 1975	Signed 6-9 free agent Rick Roberson.
December 8, 1975	Acquired former Kings forward Matt Guokas from Chicago for future draft choices.
1976-77	
June 8, 1976	Selected 6-10 UCLA forward-center Richard Washington in the first round (#3 overall) and 6-4 UCLA guard Andre McCarter in the sixth round (#89 overall) of the 1976 NBA Draft.
August 5, 1976	Selected 6-2 guard Ron Boone, previously of the American Basketball Association's Utah Stars, in the first round (#3 overall) and 6-3 guard Mike Barr, previously of the ABA's Spirits of St. Louis, in the second round (#25 overall) of the 1976 ABA-NBA Dispersal Draft.
September 10, 1976	Acquired 6-2 guard Brian Taylor, 6-11 center and Sacramento native Jim Eakins, and a future draft choice from New Jersey in exchange for guard Nate "Tiny" Archibald.
1977-78	
May 25, 1977	Acquired 7-2 center Tom Burlison from the Denver Nuggets in exchange for guard Brian Taylor and a future draft choice.
June 1, 1977	Acquired 6-2 guard Lucius Allen from the Los Angeles Lakers in exchange for Ollie Johnson and future draft choices.
June 10, 1977	Selected 6-4 Houston guard Otis Birdsong in the first round (#2 overall) and 6-3 North Carolina guard John Kuester in the third round (#53 overall) of the 1977 NBA Draft.
September 19, 1977	Signed 6-8 free agent forward Bob Nash
October 20, 1977	Signed 6-3 free agent guard Louie Nelson.
November 16, 1977	Signed 6-9 forward Kevin Restani off waivers from Milwaukee.
1978-79	
May 10, 1978	Hired Lowell "Cotton" Fitzsimmons as head coach.
June 9, 1978	Selected 6-1 North Carolina guard Phil Ford in the NBA Draft with the second overall pick.



MIKE D'ANTONI



RICK ADELMAN

# KINGS YEARLY TRANSACTIONS

January 30, 1979	Waived rookie free-agent guard Marlon Redmond.
March 11, 1979	Signed forward Ron Behagen to a 10-day contract. Behagen was previously drafted by the Kings with the seventh overall pick in the 1973 NBA Draft.
June 25, 1979	Selected 6-6 Alabama forward Reggie King with the #18 overall pick in the 1979 NBA Draft.
1979-80	
July 24, 1979	Hired John Begzos as General Manager.
October 8, 1979	Waived veteran guard Lucius Allen, and forwards Bob Nash and Darnell Hillman.
October 11, 1979	Acquired 6-6 Tennessee guard-forward Ernie Grunfeld and a second round draft choice from the Milwaukee Bucks in exchange for forward-center Richard Washington.
November 27, 1979	Acquired 6-10 center Len Elmore from the Indiana Pacers for the Bucks' second-round pick from the Grunfeld-Washington deal. Waived guard Marlon Redmond to make room for Len Elmore.
May 14, 1980	Signed Coach Lowell "Cotton" Fitzsimmons to a four-year contract extension.
May 28, 1980	Allowed 6-0 Northwestern reserve guard Billy McKinney to be selected by the Dallas Mavericks in the NBA expansion draft.
June 10, 1980	Selected 6-5 North Carolina State guard Charles "Hawkeye" Whitney with the #16 overall pick in the 1980 NBA Draft.
June 12, 1980	Signed 6-10 Alabama free agent center-forward Leon Douglas to a five-year contract.
June 20, 1980	Received Bucks' 1981 second round draft choice as compensation for Len Elmore.
1980-81	
July 8, 1980	Released 7-2 center Tom Burluson.
September 10, 1980	Acquired 6-3 Kansas guard JoJo White from the Golden State Warriors for future cash considerations.
September 16, 1980	Signed first round draft choice Hawkeye Whitney to a multi-year contract.
September 25, 1980	Acquired 6-10 Southern Illinois center Joe Meriweather and New York's 1981 first round draft pick (via Seattle) in a three-way trade also involving the Knicks and Cleveland, who received forward Bill Robinzine.
October 30, 1989	Relieved John Begzos as Executive Vice President and General Manager.
November 3, 1980	Received \$50,000 and Atlanta's 1981 second round draft pick after Tom Burluson signed with the Hawks, as awarded by NBA commissioner Larry O'Brien.
November 8, 1980	Signed 6-0 Marquette guard Lloyd Walton.
December 26, 1980	Waived 6-8 forward Gus Gerard and signed 6-10 USC free agent forward John Lambert.
January 20, 1981	Signed 6-6 UCLA guard-forward Frankie Sanders to a 10-day contract.
January 23, 1981	Hired Jeff Cohen as Executive Vice President and General Manager.
February 12, 1981	Signed Frankie Sanders for the remainder of the 1980-81 season.
June 9, 1981	Matched Cleveland's offer for 6-4 guard Otis Birdsong, then traded Birdsong [along with the Kings second round draft choice (#44) in the 1981 NBA Draft] to the New Jersey Nets for 6-9 forward Cliff Robinson. Minutes before the trading deadline, the Kings received Cleveland's first round draft choice (#17 overall) by pledging not to exercise the right of first refusal in matching the Cavaliers' offer to 6-7 forward Scott Wedman. Selected 6-10 Oregon State center Steve Johnson (#7) and 6-6 Alabama State guard-forward Kevin Loder (#17) in the first round and 6-6 Illinois forward Eddie Johnson (#29 overall) in the second round of the 1981 NBA Draft.
1981-82	
July 30, 1981	Signed six-year veteran forward-center Joe Meriweather to a three-year pact.
August 26, 1981	Acquired 6-2 guard Larry Drew in a trade with the Detroit Pistons, giving up second round draft choices in 1982 and 1984.
September 11, 1981	Signed 1981 second round draft choice Eddie Johnson.
October 1, 1981	Signed Kevin Loder to a multi-year contract on the day before training camp opened.
October 7, 1981	Signed Steve Johnson to a multi-year contract.
November 12, 1981	Acquired 6-5 forward Mike Woodson and a 1982 first round draft pick from the New Jersey Nets for 12-year veteran center Sam Lacey. The pick was to be the earlier selection from the Phoenix Suns or Los Angeles Lakers.



PHIL FORD



ERNIE GRUNFELD



# KINGS YEARLY TRANSACTIONS

February 16, 1982	Acquired 6-9 forward Reggie Johnson from Cleveland for Cliff Robinson. Received the San Antonio Spurs' 1984 third round draft pick and cash for John Lambert.
February 18, 1982	Signed 6-8 Duke forward Ken Dennard, the final cut in preseason camp, through the 1983-84 season, making him the fourth rookie to earn a roster spot on the team.
April 30, 1982	Rehired General Manager Joe Axelson to a five-year contract after Jeff Cohen, General Manager and Executive Vice President resigned after 13 months. June 29, 1982 Selected 6-10 Texas forward-center LaSalle Thompson with the fifth overall pick and 6-5 Georgia Tech guard Brook Steppe with the #17 overall pick in the 1982 NBA Draft.
1982-83	
November 9, 1982	Signed LaSalle Thompson to a multi-year contract.
November 19, 1982	Waived Leon Douglas to create roster room for LaSalle Thompson.
February 15, 1983	Activated Ken Dennard and traded Reggie Johnson to the Philadelphia 76ers for cash.
June 8, 1983	Franchise was purchased for cash and assumption of obligations totaling \$10.5 million dollars by Sacramento, California, business and real estate investors, Joseph Benvenuti, Frank and Gregg Lukenbill, Robert A. Cook, Stephen H. Cippa, and Frank McCormack.
June 28, 1983	Obtained 6-8 veteran power forward Mark Olberding from the Chicago Bulls in exchange for guard Ennis Whatley, the #13 pick of the 1983 NBA Draft. In the second round, the Kings obtained the Bulls second round selection 6-9 Houston forward Larry Micheaux (#29 overall) in exchange for its second-round selection 6-7 San Jose State forward Chris McNealy (#38 overall) and a 1984 second round pick. 1983-84
1983-84	
July 20, 1983	Signed 6-7 Kansas State forward and 1982 eighth round pick (#166 overall) Ed Nealy to a two-year contract.
August 1, 1983	Signed Larry Micheaux to a three-year deal.
September 17, 1983	Acquired 6-6 veteran guard Billy Knight from the Indiana Pacers in a three-team deal with New York and Indiana. Kings also received a 1984 second round pick from Indiana in exchange for Brooke Steppe and cash from New York in exchange for 6-2 guard Ray Williams. The Knicks also sent the Pacers their 1984 first round pick and 6-5 guard Vince Taylor.
September 26, 1983	Received the Denver Nuggets' 1985 third round pick in exchange for Ken Dennard.
September 28, 1983	Signed 6-4 veteran free agent guard Don Buse to a one-year contract.
September 29, 1983	Signed veteran free agent guard Larry Drew to a five-year contract. Contract terms were not disclosed, however the deal included an innovative cash/real estate compensation package.
October 12, 1983	Signed 6-5 veteran free agent forward Mike Woodson to a five-year deal.
October 26, 1993	Received the Seattle SuperSonics' 1985 second round pick in exchange for 6-6 forward Reggie King.
October 28, 1983	Signed 6-3 guard Dane Suttle for the remainder of the season after placing Mike Woodson on the injured list for rehabilitation from orthoscopic surgery for torn cartilage in his right knee.
November 22, 1983	Activated Mike Woodson and waived forward Kevin Loder.
February 15, 1984	Acquired 6-5 NBA All-Star guard Reggie Theus minutes before the trading deadline from the Chicago Bulls. In exchange, traded veteran Steve Johnson and three second round draft selections, two from previous deals, (Indiana's 1984, Kansas City's 1985, and Seattle's 1985) to the Bulls.
March 31, 1984	Signed 6-10 veteran free agent center Dave Robisch to a two-year contract and placed Joe Meriweather on the injured list.
May 15, 1984	Named Jack McKinney head coach.
June 19, 1984	Selected 6-10 Providence College forward Otis Thorpe with the #9 overall pick in the first round of the 1984 NBA Draft.
1984-85	
July 11, 1984	Extended the club's first-ever free agent offer sheet to veteran center Paul Mokeski of the Milwaukee Bucks. The Bucks matched the offer on July 24, thus retaining the rights to Mokeski.
September 21, 1984	Signed Kings free agent Joe Meriweather to a one-year contract.
September 24, 1984	Inked rookie Otis Thorpe to a multi-year deal.
October 24, 1984	Released Ed Nealy, trimming the roster to 11.
November 2, 1984	Signed 6-9 free agent forward Peter Verhoeven to a one-year contract.
November 18, 1984	Named former Kings mentor Phil Johnson head coach by signing a three-year deal after Jack McKinney unexpectedly resigned.
December 6, 1984	Waived 6-2 guard Dane Suttle.
December 8, 1984	Signed 6-7 forward David Pope.
December 11, 1984	Acquired 6-11 veteran reserve center Mark McNamara from San Antonio in exchange for veteran swingman Billy Knight, in a deal signed hours before the two teams were set to tip



# KINGS YEARLY TRANSACTIONS

December 14, 1984	off. Both players donned their new uniforms at game time. Signed 6-3 veteran free agent guard Kenny Natt to a 10-day contract to replace Larry Drew, who was placed on the injured list with a severely sprained left foot suffered in the previous game at Dallas.
February 27, 1985	Waived Pope and re-signed Ed Nealy, who was playing with the Sarasota Stingers of the CBA.
June 18, 1985	Selected 6-11 Arkansas center Joe Kleine with the sixth overall pick, marking the first NBA Draft choice made by the Kings in Sacramento.
1985-86	
August 9, 1985	Received Milwaukee's 1986 third round draft pick in exchange for Mark McNamara.
September 5, 1985	Signed Sacramento native, 6-8 St. Mary's forward David Cooke to a two-year contract.
September 17, 1985	Signed 7-0 veteran free agent center Rich Kelley to a one-year deal.
September 26, 1985	Signed veteran free agent forward Mark Olberding to a two-year pact.
October 8, 1985	Signed rookie Kleine to a multi-year contract 12 days after training camp opened.
November 18, 1985	Signed Detroit Pistons' 6-7 veteran free agent forward Terry Tyler to an offer sheet.
November 20, 1985	Acquired Tyler and compensated Detroit with an option to switch first round draft picks in either 1986 or 1987, or a second round choice in 1987 and an undisclosed amount of cash. Waived David Cooke to clear room on the roster.
December 17, 1985	Signed 6-2 veteran free agent guard Mike Bratz for the remainder of the season and waived rookie Michael Adams.
June 17, 1986	Selected 6-7 Villanova swingman Harold Pressley with the #17 overall pick in the first round and 6-10 UC Irvine forward Johnny Rogers with the #57 overall pick in the second round of the 1986 NBA Draft.
1986-87	
August 7, 1986	Signed Los Angeles Clippers' free agent guards Derek Smith and Franklin Edwards to offer sheets.
August 19, 1986	Secured Smith, Edwards, and veteran Junior Bridgeman days before the LA Clippers deadline for matching the Kings offer. In exchange, the club sent guards Larry Drew, Mike Woodson, a 1988 first round draft pick, a 1989 second round draft pick, and an undisclosed amount of cash to the Clippers.
September 5, 1986	Signed 1986 second round draft choice (#57 overall) Johnny Rogers to a two-year contract.
September 23, 1986	Signed 1986 first round draft pick Harold Pressley to a four-year deal.
October 17, 1986	Announced during player introductions of the Kings pre-season game at ARCO Arena the signing of veteran free agent LaSalle Thompson to a four-year pact. Waived free agent forward Bill Nelson.
October 22, 1986	Waived guards Mike Bratz and Bruce Douglas.
October 23, 1986	Matched an offer sheet extended to veteran free agent Eddie Johnson by Cleveland.
October 25, 1986	Re-signed Bruce Douglas after guard Franklin Edwards suffered a fracture in his right foot and was subsequently sidelined through January, 1987.
October 28, 1986	Placed veteran Junior Bridgeman and free agent Dan Federmann on waivers.
December 16, 1986	Waived Bruce Douglas and signed guard Othell Wilson.
December 23, 1986	Waived guard Brook Steppe.
December 26, 1986	Signed Brooke Steppe to a 10-day contract.
January 6, 1987	Signed Brooke Steppe to a second 10-day contract.
January 15, 1987	Placed Franklin Edwards on the active roster for the first time since his pre-season injury and released Steppe.
February 1, 1987	Signed guard Jerry Eaves to a 10-day contract after Franklin Edwards reinjured his foot.
February 9, 1987	Terminated Head Coach Phil Johnson and Assistant Coach Frank Hamblen after opening the season with a 14-32 record. Jerry Reynolds assumed the head coaching duties and former Kings' player Don Buse was assigned the assistant coach position.
February 13, 1987	Released Jerry Eaves.
February 16, 1987	Signed guard Reggie Theus to a three-year contract extension with an option for a fourth year.



LASALLE THOMPSON



# KINGS YEARLY TRANSACTIONS

April 27, 1987	Signed NBA Hall of Fame center Bill Russell to a seven-year deal, effective June 1. Russell assumed the head coaching duties and within four years had the option of becoming general manager and eventually president.
May 2, 1987	Waived Othell Wilson.
May 23, 1987	Hired Willis Reed as an assistant coach.
June 21, 1987	Acquired 6-9 forward Ed Pickney from Phoenix with a 1988 second round pick in exchange for forward Eddie Johnson.
June 22, 1987	Selected 6-3 North Carolina guard Kenny Smith with the sixth overall pick in the 1987 NBA Draft.
1987-88	
October 14, 1987	Signed rookie Kenny Smith to a four-year deal six days after training camp opened.
October 15, 1987	Acquired 7-0 veteran center Jawann Oldham from the New York Knicks in exchange for a 1988 second round draft pick.
November 3, 1987	Waived second-year forward Johnny Rogers and placed guard Franklin Edwards on the injured list with a sprained right ankle.
December 14, 1987	Acquired 6-5 Mike McGee from the Atlanta Hawks in exchange for the Kings' second round picks in 1991 and 1995. Waived rookie Joe Arlauckas to clear room for McGee.
January 18, 1988	Waived veteran Franklin Edwards and activated Derek Smith from the injured list where he was placed after undergoing an individualized knee strengthening program for his left knee.
March 7, 1988	Announced the re-alignment of the basketball operations staff. Named Bill Russell vice president of basketball operations, after compiling a 17-41 record as head coach, Jerry Reynolds head coach, and reassigned President and General Manager Joe Axelson as vice president of business operations. Reynolds' first move was to name former Kings coach Phil Johnson as his assistant.
March 26, 1988	Signed Conner Henry to the first of two 10-day contracts to replace Derek Smith who fractured the frontal rim of his left eye after colliding with Utah's Karl Malone and missed the remainder of the season.
April 1, 1988	Signed 7-2 free agent center Martin Nessley to a 10-day contract to replace center LaSalle Thompson who was placed on the injured list for the first time in his six-year career after tearing his lateral meniscus in his right knee, a season-ending injury.
April 11, 1988	Signed Martin Nessley to a second 10-day contract.
April 14, 1988	Signed Connor Henry for the remainder of the season.
June 28, 1988	Acquired forward Randy Wittman and the Atlanta Hawks' 1988 first round pick (#18 overall) in exchange for Reggie Theus and the Kings' 1988 third round draft choice. Selected 6-8 San Jose State guard Ricky Berry (#18 overall) with the first round pick and 6-5 North Carolina State guard Vinny Del Negro (#29 overall) with the second round selection in the 1988 NBA Draft.
1988-89	
August 1, 1988	Signed rookie Ricky Berry to a three-year contract.
August 22, 1988	Signed rookie Vinny Del Negro to a two-year contract.
October 6, 1988	Waived veteran forward Terry Tyler.
October 11, 1988	Acquired 6-8 forward Rodney McCray and 6-11 center Jim Peterson from the Houston Rockets for free agent Otis Thorpe after signing Thorpe to a multi-year contract.
October 19, 1988	Released rookie free agent Randy Allen.
October 31, 1988	Received the New Jersey Nets' 1991 and 1996 second round picks in exchange for Mike McGee.
December 12, 1988	Hired Herman Kull as assistant coach after Phil Johnson resigned to accept a similar position with the Utah Jazz.
December 16, 1988	Waived 6-2 Georgetown guard Michael Jackson.
February 1, 1989	Signed Jim Peterson, who was to be an unrestricted free agent at the end of the season, to a multi-year contract extension with the club through the mid-1990's.
February 7, 1989	Waived veteran swingman Derek Smith and signed Michael Jackson to a 10-day contract.
February 18, 1989	Signed Michael Jackson to a contract for the remainder of the season.
February 20, 1989	Acquired 6-9 Oklahoma forward Wayman Tisdale and a 1990 or 1991 second round draft pick from the Indiana Pacers in exchange for LaSalle Thompson and Randy Wittman.
February 23, 1989	Acquired 6-5 veteran guard and two-time NBA All-Star Danny Ainge and 7-0 Iowa forward-center Brad Lohaus in exchange for center Joe Kleine and forward Ed Pickney.
March 3, 1989	Signed 6-8 forward Randy Allen to a 10-day contract following injuries suffered by Rodney McCray and Ricky Berry.
March 13, 1989	Signed Randy Allen to a second 10-day contract.
March 23, 1989	Signed Randy Allen for the remainder of the season.

# KINGS YEARLY TRANSACTIONS

June 27, 1989	Selected 6-10 Louisville center Pervis Ellison with the franchise's first number one overall pick in the 1989 NBA Draft.
1989-90	
September 27, 1989	Acquired 1984 NBA "Rookie of the Year" 7-4 center Ralph Sampson from the Golden State Warriors in exchange for Jim Peterson.
October 26, 1989	Signed Wayman Tisdale and Pervis Ellison to multi-year deals, however both missed training camp due to contract negotiations. Released Ben Gillery and free agents Luther Burks and Wayne Casey.
November 2, 1989	Waived Jawann Oldham to reach the 12-player roster limit.
November 25, 1989	Signed veteran free agent center Greg Kite for the remainder of the season to replace Ralph Sampson who was placed on the injured list to rehabilitate his knees.
December 16, 1989	Placed Pervis Ellison on the IL following an examination by Dr. Roger Mann who determined rest was needed. Released Greg Stokes and signed free agent forward Mike Williams for the remainder of the season.
December 19, 1989	Released Bill Russell from his post as vice president of basketball operations and named Rick Benner president of the Kings and ARCO Arena. It was also announced Jerry Reynolds would eventually assume the position of director of player personnel after a permanent head coach was named.
January 4, 1990	Named Dick Motta, the third winningest coach in NBA history, head coach.
February 13, 1990	Acquired 6-9 forward Antoine Carr, 6-2 guard Sedric Toney, and a 1991 second round draft pick in exchange for guard Kenny Smith and forward Mike Williams.
June 25, 1990	Acquired 6-6 guard Bobby Hansen, 6-11 center Eric Leckner, Utah's 1990 first (#23 overall) and second (#49 overall) round picks and Washington's 1991 second round pick (#35 overall). Washington received Pervis Ellison and Utah received Bullets' guard Jeff Malone and the Kings' 1990 second round pick (#33 overall).
June 26, 1990	Acquired Dallas' 1990 first round picks (#14, #18 overall) and 7-0 center Bill Wennington in exchange for Rodney McCray and the Kings' 1990 (#49 overall) and 1991 (#35 overall) second round picks.
June 27, 1990	Selected 6-7 LaSalle forward Lionel Simmons (#7 overall), 6-2 Texas guard Travis Mays (#14 overall), 7-0 Temple center Duane Causwell (#18 overall) and 6-8 St. Louis forward Anthony Bonner (#23 overall) in the 1990 NBA Draft, marking the first time in league history one franchise made four first round selections. Acquired 6-2 veteran guard Rory Sparrow from the Miami Heat in exchange for the rights to the Kings' second round selection, Virginia Tech guard Vernell "Bimbo" Coles (#40 overall).
1990-91	
July 9, 1990	Waived guards Michael Jackson and Sedric Toney and forward Randy Allen.
August 1, 1990	Acquired 6-2 guard Byron Irvin, 1991 and 1992 second round picks, and future considerations from the Portland Trail Blazers in exchange for veteran guard Danny Ainge.
August 28, 1990	Signed rookie Duane Causwell to a two-year contract.
September 14, 1990	Signed rookie Travis Mays to a three-year contract.
September 20, 1990	Signed rookie Anthony Bonner to a three-year contract.
September 28, 1990	Signed rookie Lionel Simmons to a five-year contract.
October 26, 1990	Released free agent guards Dennis Nutt and Kevin Nixon and forward Jason Reese.
October 30, 1990	Acquired 6-2 guard Steve Colter from the Washington Bullets in exchange for guard Byron Irvin.
October 31, 1990	Released rookie free agents forward-center Marty Conlon and guard Joe Frederick.
November 1, 1990	Signed 6-6 rookie free agent swingman Ricky Calloway to replace Anthony Bonner who was placed on the IL with a stress fracture in his left foot.
November 28, 1990	Signed 6-2 guard Leon Wood to replace Colter, who was placed on the IL with a sprained left ankle.
December 10, 1990	Waived Calloway prior to activating Anthony Bonner.
December 18, 1990	Re-signed Ricky Calloway after Bobby Hansen was placed on the IL with torn cartilage in his left knee.
December 24, 1990	Waived Leon Wood before the guaranteed contract deadline.
December 31, 1990	Signed 5-11 CBA guard Jim Les to a 10-day contract.
January 10, 1991	Signed Jim Les to a second 10-day contract.
January 14, 1991	Signed 6-7 CBA forward Anthony Frederick to a 10-day contract after placing leading scorer and rebounder Wayman Tisdale on the injured list with a torn



RICKY BERRY



# KINGS YEARLY TRANSACTIONS

	tendon in his right foot.
January 20, 1991	Signed Jim Les to a contract for the remainder of the season.
January 23, 1991	Signed Anthony Frederick to a second 10-day contract.
January 29, 1991	Received the Charlotte Hornets' 1993 (with contingencies) and 1995 second round picks in exchange for center Eric Leckner.
February 11, 1991	Signed forward Mike Higgins to a 10-day contract.
February 22, 1991	Signed Mike Higgins to second 10-day contract.
February 28, 1991	Signed Anthony Frederick for the remainder of the season after center Ralph Sampson was placed on the injured list with strained tendons in his right forefoot.
March 7, 1991	Signed 6-6 CBA swingman Tony Dawson to a 10-day contract.
June 26, 1991	Selected 6-9 Syracuse forward Billy Owens (#3 overall) and 6-10 North Carolina forward Pete Chilcutt (#27 overall) in the first round and 6-2 New Mexico State guard Randy Brown (#31 overall) and 6-7 James Madison swingman Steve Hood (#42 overall) in the second round of the 1991 NBA Draft.
1991-92	
July 1, 1991	Acquired 5-7 point guard Anthony "Spud" Webb and a 1994 second round pick from the Atlanta Hawks in exchange for guard Travis Mays.
July 3, 1991	Signed guard Jim Les to a three-year contract.
July 21, 1991	Signed rookie Pete Chilcutt to a three-year deal.
September 23, 1991	Acquired second-year 7-2 center Dwayne Schintzius and the San Antonio Spurs' 1994 second round draft choice in exchange for 6-9 veteran forward Antoine Carr.
October 2, 1991	Signed rookie Randy Brown to a two-year deal.
October 24, 1991	Waived injury plagued center Ralph Sampson after reaching a buyout agreement on his contract, which had two years remaining.
October 29, 1991	Waived free agent guards Steve Alford, Stevie Thompson, Clinton Venable, and free agent forward Mark Peterson. Also waived second round pick guard Steve Hood.
November 1, 1991	Acquired 6-5 guard Mitch Richmond, 7-0 center Les Jepsen, and a 1995 second round draft pick from Golden State in exchange for unsigned rookie Billy Owens. Jepsen joined the club on the injured list with tonsillitis. In a related move, the Kings waived 6-7 Ball State forward Paris McCurdy and renounced the rights to guard Vinny Del Negro, who spent the 1990-91 season playing overseas in Italy.
November 4, 1991	Acquired 6-5 guard Dennis Hopson from the Chicago Bulls in exchange for Bobby Hansen and a 1992 second round draft pick. Waived 6-4 Eastern Michigan rookie guard Carl Thomas.
December 12, 1991	Signed point guard Anthony "Spud" Webb to a four-year contract extension.
December 24, 1991	Named Assistant Coach Rex Hughes interim head coach to replace Dick Motta who was relieved of his duties. Scout and former Kings guard Mike Bratz was named interim assistant coach.
February 13, 1992	Signed 6-10 forward Steve Scheffler to a 10-day contract to replace Dwayne Schintzius who was placed on the injured list for a herniated disk in his lower back.
February 26, 1992	Signed 6-4 CBA swingman Stevie Thompson to a 10-day contract.
March 7, 1992	Signed Stevie Thompson to a second 10-day contract.
March 17, 1992	Signed Stevie Thompson for the remainder of the season.
June 18, 1992	Named former NBA guard Eddie Jordan assistant coach, scout and video coordinator.
June 24, 1992	Selected 6-8 Maryland guard-forward Walt Williams with the seventh overall pick in the 1992 NBA Draft. Selected Morehead State 6-8 forward Brett Roberts in the second round (#54 overall).
1992-93	
July 1, 1992	Signed center Duane Causwell to a five-year contract extension.
July 20, 1992	Waived center Dwayne Schintzius.
September 14, 1992	Signed 6-11 free agent forward-center Marty Conlon.
October 8, 1992	Signed 6-6 free agent guard Vincent Askew.
October 10, 1992	Waived free agent invitee David Whitmore.
October 17, 1992	Waived free agent invitee Shedrick Anderson.
October 24, 1992	Waived free agent invitee Roy Fisher.
October 29, 1992	Signed 1992 first round draft pick Walt Williams to a multi-year contract.
November 2, 1992	Waived Les Jepsen and free agent invitees Ben Coleman, Michael Curry, and Stan Kimbrough.
November 13, 1992	Signed Stan Kimbrough to replace Spud Webb, who was placed on the IL with torn ligaments in his left wrist.
November 16, 1992	Extended guard Mitch Richmond's contract.
November 25, 1992	Acquired the Seattle SuperSonics' 1993 second round draft pick in exchange for guard Vincent Askew.



# KINGS YEARLY TRANSACTIONS

November 27, 1992	Signed veteran free agent forwards Rod Higgins and Kurt Rambis and waived Stan Kimbrough.
February 2, 1993	Signed 6-8 CBA forward Henry James to a 10-day contract.
February 13, 1993	Signed Henry James to a second 10-day contract.
May 15, 1993	Extended General Manager Jerry Reynolds' contract.
May 20, 1993	Promoted Mike Schuler to lead assistant coach, Eddie Jordan to full-time assistant coach, and hired Mike Bratz as an assistant coach/scout/video coordinator. With the staff restructuring, assistant coach Dave Wohl's contract was not renewed.
June 30, 1993	Selected 6-0 Duke guard Bobby Hurley with the seventh overall pick in the 1993 NBA Draft. In the second round, the club selected 6-8 Maryland forward Evers Burns (#31 overall), 6-9 Baylor center Alex Holcombe (#44 overall) and 6-10 Michigan St. forward Mike Peplowski (#52 overall).
1993-94	
September 22, 1993	Hired Del Harris as a basketball consultant.
October 5, 1993	Signed second-round draft picks Evers Burns and Mike Peplowski and free agent Randy Breuer.
November 2, 1993	Waived veteran forward Marty Conlon and free agent training camp invitees Russ Schoene and Craig Sedmak.
December 8, 1993	Signed 6-3 free agent guard LaBradford Smith.
December 12, 1993	Exercised the option on Head Coach Garry St. Jean's contract, extending the agreement through the 1994-95 season.
December 15, 1993	Signed 6-8 free agent forward Trevor Wilson.
December 28, 1993	General Manager Jerry Reynolds resigned.
January 11, 1994	Waived veteran guard Jim Les.
February 16, 1994	Acquired 7-0 center Olden Polynice and forward David Wood from the Detroit Pistons in exchange for center Duane Causwell and second-round draft picks in 1994, 1995, and 1996. The club also waived rookie forward Evers Burns.
February 19, 1994	Pistons rescinded the trade of Duane Causwell and three second-round draft picks for Olden Polynice and David Wood because Causwell did not pass his physical in Detroit.
February 20, 1994	Re-acquired Olden Polynice from Detroit in exchange for forward-center Pete Chilcutt, a conditional first-round draft pick, and a 1994 second-round draft pick.
March 3, 1994	Signed 6-6 forward Andre Spencer to a 10-day contract.
March 14, 1994	Signed Spencer to a second 10-day contract.
March 24, 1994	Signed Spencer for the remainder of the season.
April 25, 1994	Assistant Coach Mike Schuler resigned.
May 11, 1994	Basketball Consultant Del Harris resigned.
June 1, 1994	Hired Geoff Petrie as Vice President, Basketball Operations.
June 29, 1994	Selected 6-9 Xavier forward Brian Grant with the eighth overall pick in the 1994 NBA Draft. Club also selected 6-8 Providence forward Michael Smith (#35 overall) and 6-9 Ohio State forward Lawrence Funderburke (#51 overall) in the second round of the draft.
1994-95	
July 23, 1994	Signed 6-7 unrestricted free agent guard-forward Henry Turner.
July 23, 1994	Jerry Reynolds agreed to remain with the club as Director of Player Personnel and the club also hired Wayne Cooper as Director of Basketball Services/Assistant Coach.
July 26, 1994	Signed 6-10 unrestricted free agent forward-center Alaa Abdelnaby.
August 17, 1994	Re-signed restricted free agent center Olden Polynice to a multi-year contract.
August 19, 1994	Renounced the rights to unrestricted free agent forward Wayman Tisdale and signed 6-9 unrestricted free agent forward-center Frank Brickowski.
August 24, 1994	Re-signed restricted free agent forward Lionel Simmons to a multi-year contract.
October 7, 1994	Signed second-round draft pick Michael Smith and re-signed free agents Mike Peplowski (center), LaBradford Smith (guard) and Trevor Wilson (forward-guard). Also signed restricted free agent 6-5 guard Jimmy Oliver and renounced the rights to 1993 second-round draft pick Alex Holcombe (forward-center).
October 30, 1994	Signed first-round draft pick Brian Grant to a multi-year contract and waived Jimmy Oliver.
October 31, 1994	Waived LaBradford Smith and free agent invitee guard Thomas Hill and signed free agent 6-6 guard Doug Lee.
November 3, 1994	Waived Mike Peplowski.
January 24, 1995	Forward-center Frank Brickowski underwent surgery to repair a dislocated right shoulder suffered in the preseason. The injury forced Brickowski to miss the entire 1994-95 regular season.
March 22, 1995	Waived forward-center Alaa Abdelnaby.

# KINGS YEARLY TRANSACTIONS

April 20, 1995	Signed free agent 6-4 rookie guard Derrick Phelps to a contract for the remainder of the regular season.
May 1, 1995	Signed Head Coach Garry St. Jean to a three-year contract extension.
June 24, 1995	Derrick Phelps was selected by the Toronto Raptors in the 1995 NBA Expansion Draft.
June 28, 1995	Selected 6-7 Arkansas forward Corliss Williamson with the 13th overall pick in the 1995 NBA Draft. Club also selected 5-10 UCLA guard Tyus Edney (#47 overall) and 6-8 Yugoslavian guard-forward Dejan Bodiroga (#51 overall) in the second round of the draft.
June 29, 1995 1995-96	Acquired 6-6 veteran forward Tyrone Corbin from Atlanta for guard Spud Webb.
July 1, 1995	NBA imposed a lockout of its players until a new collective bargaining agreement was reached.
September 18, 1995	NBA ended its 79-day lockout.
September 18, 1995	Acquired 6-5 guard Sarunas Marciulionis and 6-5 forward Byron Houston from Seattle for forward-center Frank Brickowski.
September 27, 1995	Signed forward Michael Smith to a multi-year contract.
October 3, 1995	Signed first-round draft pick Corliss Williamson to a three-year contract and second-round draft pick Tyus Edney to a two-year contract.
October 25, 1995	Waived guard-forward Henry Turner and renounced the rights to guard Doug Lee.
November 2, 1995	Signed 6-4 free agent guard Clint McDaniel to a one-year contract.
February 22, 1996	Acquired 6-9 forward-guard Billy Owens and 6-6 forward-guard Kevin Gamble from Miami in exchange for guard-forward Walt Williams and forward Tyrone Corbin.
June 14, 1996	Hired former Princeton Head Coach Pete Carril as an assistant coach.
June 24, 1996	Acquired 6-1 guard Mahmoud Abdul-Rauf from Denver in exchange for guard Sarunas Marciulionis and a 1996 second-round draft pick (#37 overall—Jeff McInnis).
June 26, 1996	Selected 6-9 guard-forward Predrag Stojakovic of PAOK (Greece) with the 14th overall pick in the 1996 NBA Draft. Club also selected 6-7 Texas Tech forward Jason Sasser in the second round (#41 overall) of the draft.
June 27, 1996 1996-97	Conveyed the rights of Jason Sasser to Portland for future considerations.
July 1, 1996	Announced the retirement of trainer Bill Jones.
July 22, 1996	Promoted Wayne Cooper to vice president, basketball operations and Pete Youngman to head trainer. Club also renewed the contracts of Director, Player Personnel Jerry Reynolds, Director, Scouting Scotty Stirling, Assistant Coach Mike Bratz, and Assistant Coach Eddie Jordan.
October 1, 1996	Renounced the rights to forward Byron Houston and guard Clint McDaniel.
October 30, 1996	Waived free agent guards Dell Demps and Gaylon Nickerson and signed 7-0 free-agent center Kevin Salvadori to a one-year contract.
November 17, 1996	Signed 6-7 free agent guard-forward Lloyd Daniels.
December 10, 1996	Waived Lloyd Daniels.
December 21, 1996	Signed 6-7 free agent forward Devin Gray.
January 6, 1997	Waived Devin Gray.
January 20, 1997	Signed 6-5 guard-forward Jeff Grayer to a 10-day contract.
January 30, 1997	Signed Jeff Grayer to a second consecutive 10-day contract.
February 10, 1997	Signed Jeff Grayer to a contract for the remainder of the season.
March 20, 1997	Relieved Garry St. Jean of his head coaching duties and named assistant coach Eddie Jordan to the post. Added Wayne Cooper to the coaching staff as a bench assistant.
June 5, 1997	Named Ralph Lewis assistant coach.
June 25, 1997	Selected San Jose State 6-6 guard-forward Olivier Saint-Jean (now Tariq Abdul-Wahad) with the 11th overall pick in the 1997 NBA Draft. Club also selected College of Charleston 6-3 guard Anthony Johnson in the second round (#40 overall).
1997-98	
July 8, 1997	Signed 1997 first-round draft pick Olivier Saint-Jean (Abdul-Wahad) and 1994 second-round draft selection Lawrence Funderburke (6-9 forward) to contracts.
July 17, 1997	Re-signed free agent center Kevin Salvadori to a one-year contract .



CORLISS WILLIAMSON

# KINGS YEARLY TRANSACTIONS

July 25, 1997	Signed 1997 second-round draft pick Anthony Johnson to a one-year contract.
August 1, 1997	Signed 6-4 free agent guard Terry Dehere to a two-year contract.
August 12, 1997	Re-signed free agent center Duane Causwell and then traded Causwell's rights to Miami in exchange for 6-3 guard Gary Grant, 6-11 center Matt Fish, a conditional 1999 second-round draft pick, and other considerations.
September 5, 1997	Waived Gary Grant and Matt Fish.
September 11, 1997	Signed free agent forwards Anthony Avent and Derek Grimm and forward-center Stacey King.
September 19, 1997	Re-signed free agent center Matt Fish.
October 5, 1997	Waived Anthony Avent.
October 10, 1997	Waived Stacey King and Matt Fish.
October 30, 1997	Announced the retirement of forward Lionel Simmons. Renounced the rights to free agent guard-forward Jeff Grayer.
November 20, 1997	Waived Derek Grimm.
December 23, 1997	Signed 6-9 free agent forward Mark Hendrickson.
January 14, 1998	Maloof family of Albuquerque, New Mexico, purchased a minority ownership interest in the Kings and ARCO Arena.
February 18, 1998	Acquired forward-center Otis Thorpe and guard Chris Robinson from Vancouver for forward Michael Smith and guard Bobby Hurley.
February 20, 1998	Waived Kevin Gamble and Kevin Salvadori.
May 14, 1998	Acquired forward Chris Webber from Washington for guard Mitch Richmond and forward-center Otis Thorpe.
June 15, 1998	Signed 1996 first-round draft pick Predrag Stojakovic to a three-year contract.
June 24, 1998	Selected Florida 6-1 guard Jason Williams with the seventh overall pick in the 1998 NBA Draft. Club also selected Florida A&M 7-1 center Jerome James in the second round (#36 overall).
June 30, 1998	Opted not to renew the contract of assistant coach Ralph Lewis.
1998-99	
July 1, 1998	NBA imposed a lockout of its players until a new collective bargaining agreement was reached.
August 18, 1998	Relieved Eddie Jordan of his duties as head coach and opted not to renew the contract of assistant coach Mike Bratz.
September 18, 1998	Named Rick Adelman head coach.
October 7, 1998	Named John Wetzels, Byron Scott, and Steve Fisher assistant coaches.
January 7, 1999	NBA ended its 191-day lockout.
January 15, 1999	Maloof family announced the purchase of controlling interest of the Kings and ARCO Arena, effective July 1, 1999.
January 21, 1999	Signed free agents Peter Aluma (center), Terrell Bell (center), Dion Cross (guard), Tony Dumas (guard), Isaac Fontaine (guard), Joe McLean (guard-forward), Kevin Ollie (guard), Ray Owes (forward), Ryan Perryman (forward), Dylan Rigdon (guard) and Randy White (forward).
January 22, 1999	Signed free agents Vlade Divac (center), Jon Barry (guard) and Vernon Maxwell (guard). Also, re-signed free agent forward Corliss Williamson and signed 1998 NBA Draft picks Jason Williams and Jerome James and waived Isaac Fontaine, Ryan Perryman, Dylan Rigdon, and Randy White.
January 29, 1999	Waived Dion Cross and Tony Dumas.
February 1, 1999	Signed free agent center Oliver Miller.
February 2, 1999	Placed guard Chris Robinson and forward Ray Owes on the injured list and waived Joe McLean and Terrell Bell.
February 19, 1999	Waived Peter Aluma and Kevin Ollie and placed Oliver Miller on the injured list.
February 22, 1999	Claimed guard Michael Hawkins off waivers from Portland.
February 23, 1999	Waived guard Terry Dehere.
February 24, 1999	Signed free agent center Scot Pollard.
March 10, 1999	Waived Ray Owes.
March 12, 1999	President Rick Benner resigned from his post effective July 1, 1999. In conjunction with Benner's resignation, the club announced John Thomas would become president of the Kings and ARCO Arena on July 1.
March 26, 1999	Assistant Coach Steve Fisher accepted the head coaching job at San Diego State University.
March 27, 1999	Re-signed Vice President, Basketball Operations Geoff Petrie to a multi-year



PEJA STOJAKOVIC



# KINGS YEARLY TRANSACTIONS

	contract.
May 7, 1999	NBA Board of Governors unanimously approved the Maloof family purchase of the Kings, and subsequently named Joe Maloof to the Board of Governors.
June 30, 1999	Selected Kansas 6-5 guard Ryan Robertson in the second round (#45 overall) of the '99 Draft.
1999-00	
July 1, 1999	Maloof family officially took over controlling interest of the Kings and ARCO Arena.
July 13, 1999	Renewed the contracts of Assistant Vice President, Basketball Operations Wayne Cooper, Assistant Coach Pete Carril, Director, Scouting Scotty Stirling, and Trainer Pete Youngman.
July 27, 1999	Signed Assistant Coaches John Wetzel and Byron Scott to contract extensions.
August 1, 1999	Renounced the rights to guards Michael Hawkins and Chris Robinson and centers Jerome James and Oliver Miller.
August 3, 1999	Re-signed free agents Jon Barry (guard) and Scot Pollard (center-forward) and renounced the rights to guard Vernon Maxwell and acquired guard Nick Anderson from Orlando in exchange for guard Tariq Abdul-Wahad and a future first-round draft pick.
August 4, 1999	Re-signed forward Lawrence Funderburke and signed free agent guard Darrick Martin.
August 16, 1999	Signed free agent guard Tony Delk.
August 28, 1999	Extended the contract of Director of Player Personnel Jerry Reynolds.
August 30, 1999	Signed 1999 second-round draft pick Ryan Robertson to a contract.
September 7, 1999	Signed free agent center Bill Wennington.
September 28, 1999	Re-signed forward Corliss Williamson.
October 1, 1999	Signed free agents Art Long (forward), Malcolm Mackey (forward), Mark Sanford (forward) and Keith Veney (guard).
October 2, 1999	Signed free agent forward Tyrone Corbin.
October 11, 1999	Waived Malcolm Mackey, Mark Sanford, and Keith Veney.
October 29, 1999	Waived Art Long.
February 23, 1999	Maloof family announced the groundbreaking of a state-of-the-art training facility for the Kings and the WNBA's Sacramento Monarchs adjacent to ARCO Arena.
June 27, 2000	Assistant Coach Byron Scott accepted the head coaching job with the New Jersey Nets.
June 28, 2000	Selected Efes Pilsen (Turkish League) 6-9 guard-forward Hedo Turkoglu with the 16th overall pick in the 1999 NBA Draft. Club also selected Louisiana State 6-10 center-forward Jabari Smith in the second round (#45 overall).
2000-01	
July 17, 2000	Signed 2000 second-round draft pick Jabari Smith to a contract.
August 1, 2000	Re-signed forward-center Scot Pollard and signed free agent guard Bobby Jackson.
August 4, 2000	Signed 2000 first-round draft pick Hedo Turkoglu to a multi-year contract.
August 10, 2000	Re-signed guard Jon Barry.
August 16, 2000	Signed forward-guard Peja Stojakovic to a multi-year contract extension.
September 18, 2000	Hired Elston Turner as assistant coach.
September 27, 2000	Signed Head Coach Rick Adelman to a contract extension through the 2001-02 season. Club also picked up the option on Vice President Wayne Cooper's contract through 2001-02.
September 29, 2000	Acquired guard-forward Doug Christie from Toronto for forward Corliss Williamson.
October 1, 2000	Signed free agents Malik Allen (forward), J.R. Henderson (forward), Jerome James (center), Antonio Lang (forward) and Roy Rogers (forward).
October 22, 2000	Waived Jerome James and J.R. Henderson.
October 30, 2000	Waived Malik Allen, Antonio Lang, and Roy Rogers.
December 20, 2000	Signed Head Coach Rick Adelman to a contract extension through the 2003-04 season.
February 2, 2001	Extended contract of President, Basketball Operations Geoff Petrie.
February 18, 2001	Signed Art Long to a 10-day contract.
February 28, 2001	Signed Art Long to a second 10-day contract.
March 10, 2001	Signed Art Long for the remainder of the season.
March 15, 2001	Extended contract of Vice President, Basketball Operations Wayne Cooper.
June 27, 2001	Selected Alabama 6-7 forward Gerald Wallace with the 25th overall pick in the 2001 NBA Draft. Club also selected Saint Louis 6-4 guard-forward Maurice Jeffers in the second round (#55 overall).
June 27, 2001	Acquired guards Mike Bibby and Brent Price from Vancouver for guard Jason Williams and guard-forward Nick Anderson.
June 29, 2001	Renounced the rights to Darrick Martin and Jabari Smith.
2001-02	



# KINGS YEARLY TRANSACTIONS

July 6, 2001	Signed 2001 first-round draft pick Gerald Wallace to multi-year contract.
July 18, 2001	Re-signed guard-forward Doug Christie.
July 21, 2001	Re-signed forward Chris Webber.
September 7, 2001	Acquired guard Mateen Cleaves from Detroit for guard Jon Barry and a future first-round draft choice.
October 1, 2001	Signed free agents Mario Bennett (forward), Torraye Braggs (forward), Eric Chenowith (center), Garth Joseph (center), Jabari Smith (forward), Jamie Watson (forward) and Mike Wilks (guard).
October 10, 2001	Waived Eric Chenowith, Garth Joseph, and Mike Wilks.
October 22, 2001	Waived Maurice Jeffers and Torraye Braggs.
October 26, 2001	Waived Mario Bennett and Jamie Watson.
December 18, 2001	Waived Jabari Smith.
February 26, 2002	Signed forward Chucky Brown to a 10-day contract.
March 8, 2002	Signed Chucky Brown to a second 10-day contract.
March 18, 2002	Signed Chucky Brown for the remainder of the season.
June 21, 2002	Named Pete Carril Special Assistant to President of Basketball Operations.
June 26, 2002	Selected Gonzaga 6-0 guard Dan Dickau with the 28th overall pick in the 2002 NBA Draft. Traded draft rights of Dickau to Atlanta in exchange for a future first-round pick. Club also selected Central Connecticut State 6-9 forward Corsley Edwards in the second round (#58 overall).
2002-03	
July 29, 2002	Hired Terry Porter as an assistant coach.
August 9, 2002	Signed 2002 second-round draft pick Corsley Edwards to a contract.
August 14, 2002	Signed free agent center-forward Keon Clark.
August 16, 2002	Re-signed guard Mike Bibby.
September 10, 2002	Acquired forward Jumaine Jones from Cleveland for guard Mateen Cleaves.
September 12, 2002	Exercised option on guard-forward Hedo Turkoglu for the 2003-04 season.
September 17, 2002	Jones-Cleaves trade rescinded by Cleveland.
September 30, 2002	Signed free agents Jean-Paul Afif (forward), Sean Chen (guard), Sean Daugherty (center), Kiwane Garris (guard), Nakiea Miller (forward), Jason Sasser (forward), Casey Shaw (center) and David Webber (guard).
October 7, 2002	Waived Jean-Paul Afif, Sean Daugherty, and Nakiea Miller.
October 17, 2002	Waived Sean Chen, Kiwane Garris, and Casey Shaw.
October 18, 2002	Signed free agent guard Damon Jones.
October 23, 2002	Waived Corsley Edwards, Jason Sasser, and David Webber.
December 1, 2002	Signed free agent guard-forward Jim Jackson.
June 9, 2003	Conveyed a future first-round pick from Atlanta to Detroit in exchange for a future first-round selection owed by Sacramento to Detroit from the 9/7/01 trade of Jon Barry for Mateen Cleaves.
June 23, 2003	Acquired the draft rights to forward Darius Songaila from Boston for two second-round draft picks (No. 56 in the 2003 NBA Draft and a second-round choice in 2005).
June 25, 2003	Signed Songaila to a contract.
June 27, 2003	Extended Head Coach Rick Adelman's contract. Pete Carril, after spending 2002-03 as Special Assistant to President, Basketball Operations, resumed role as a full-time assistant coach.
2003-04	
July 24, 2003	Acquired center Brad Miller from Indiana in a three-team trade. Indiana received Kings center-forward Scot Pollard and Spurs forward Danny Ferry. San Antonio received Kings forward-guard Hedo Turkoglu and Indiana guard-forward Ron Mercer.
August 5, 2003	Acquired a future second-round pick from Utah in exchange for center-forward Keon Clark and two future second-round selections.
August 15, 2003	Signed free agent guard Anthony Peeler.
August 22, 2003	Signed free agent center-forward Tony Massenburg.
September 29, 2003	Signed free agents Roberto Bergersen (forward-guard), Wayne Bernard (guard), Rodney Buford (guard), Ashante Johnson (forward), Brandin Knight (guard), Boyko Mladenov (center), Jabari Smith (forward), Cedric Suitt (center).
October 1, 2003	Promoted Bubba Burrage to assistant coach/advance NBA scout.
October 2, 2003	Signed free agent Mark Strickland (forward) and Phil Ricci (forward) and waived



DOUG CHRISTIE

# KINGS YEARLY TRANSACTIONS



October 8, 2003	Wayne Bernard and Boyko Mladenov.
October 13, 2003	Waived Cedric Suitt.
October 17, 2003	Waived Ashante Johnson.
October 22, 2003	Exercised fourth-year option on guard-forward Gerald Wallace.
December 8, 2003	Waived Roberto Bergersen, Brandin Knight, Phil Ricci, Mark Strickland.
December 22, 2003	Waived Rodney Buford.
February 16, 2004	Activated Lawrence Funderburke from the injured list.
February 21, 2004	Activated Chris Webber from the injured list, placed Lawrence Funderburke (left Achilles tendinitis) on injured list.
February 23, 2004	Placed Bobby Jackson (abdominal strain) on the injured list, signed Rodney Buford to a 10-day contract.
March 2, 2004	Waived Lawrence Funderburke.
March 12, 2004	Signed Rodney Buford to a second 10-day contract.
April 8, 2004	Signed Rodney Buford for the remainder of the season.
June 3, 2004	Activated Bobby Jackson from the injured list, placed Gerald Wallace (sprained left foot) on the injured list.
June 24, 2004	Assistant Coach John Wetzel retired.
June 30, 2004	Selected Western Carolina 6-7 guard-forward Kevin Martin with the 26th overall pick in the 2004 NBA Draft. Club also selected Morehead State 6-4 guard Ricky Minard in the second round (48th overall).
2004-05	Hired T.R. Dunn as an assistant coach.
July 7, 2004	Signed draft selections Martin and Minard to multi-year contracts.
July 21, 2004	Signed free agent center Greg Ostertag.
July 23, 2004	Re-signed forward Darius Songaila.
August 10, 2004	Signed free agent forward David Bluthenthal.
October 1, 2004	Signed free agent guard Courtney Alexander.
October 1, 2004	Signed free agents Matt Barnes (forward), Tony Bland (guard), Erik Daniels (forward), Maurice Evans (guard), Anwar Ferguson (center), Alton Ford (forward), Liu Wei (guard) and Adam Parada (center).
October 23, 2004	Waived Anwar Ferguson, Tony Bland, and Lui Wei.
October 27, 2004	Waived Adam Parada.
November 1, 2004	Waived David Bluthenthal, Alton Ford, and Ricky Minard.
November 20, 2004	Waived Courtney Alexander.
January 7, 2005	Acquired guard Eddie House off waivers from Milwaukee, placed Bobby Jackson on injured list (left wrist ligament tear surgery).
January 10, 2005	Acquired guard Cuttino Mobley and forward Michael Bradley from Orlando for guard Doug Christie.
January 25, 2005	Activated Erik Daniels and placed Maurice Evans on the IL (strained right groin).
February 1, 2005	Exercised the option on Head Coach Rick Adelman's contract for the 2005-06 season.
February 2, 2005	Activated Maurice Evans and placed Erik Daniels on the IL (sore lower back).
February 10, 2005	Exercised the option on the contracts of Assistant Coaches Elston Turner and T.R. Dunn and extended the contracts of Assistant Coaches Pete Carril and Bubba Burrage through 2005-06.
February 11, 2005	Awarded Kings President, Basketball Operations Geoff Petrie with a multi-year contract extension.
February 23, 2005	Acquired forwards Brian Skinner, Kenny Thomas, and Corliss Williamson in exchange for forwards Chris Webber, Matt Barnes, and Michael Bradley.
March 11, 2005	Kings extended the contract of Vice President of Basketball Operations Wayne Cooper.
March 13, 2005	Placed Brad Miller on injured list (fractured left fibula) and activated Erik Daniels.
April 20, 2005	Activated Bobby Jackson and placed Peja Stojakovic on the IL (strained left groin).
June 28, 2005	Selected Louisville 6-7 guard Francisco Garcia with the 23rd overall pick in the 2005 NBA Draft.
2005-06	
July 1, 2005	Strength and Conditioning Coach Al Biancani retired.
July 6, 2005	Signed draft selection Garcia to a multi-year contract.
August 2, 2005	Acquired guard Jason Hart from Charlotte in exchange for a future second-round



MIKE BIBBY

# KINGS YEARLY TRANSACTIONS

	draft choice.
August 3, 2005	Signed free agent guard Ronnie Price to a contract. Acquired guard Bonzi Wells from Memphis in exchange for guard Bobby Jackson and center Greg Ostertag.
August 9, 2005	Signed free agent forward-center Jamal Sampson to a contract.
August 12, 2005	Signed free agent forward Shareef Abdur-Rahim to a multi-year contract.
August 24, 2005	Hired Daniel Shapiro as strength and conditioning coach.
October 3, 2005	Signed free agents Erik Daniels (forward), Anwar Ferguson (center), Luis Flores (guard), Lonnie Jones (center), Dan Langhi (forward), Rickey Paulding (guard) and Eric Sandrin (forward).
October 10, 2005	Waived Anwar Ferguson and Dan Langhi.
October 17, 2005	Waived Erik Daniels and Rickey Paulding.
October 25, 2005	Waived Luis Flores and Eric Sandrin.
October 27, 2005	Waived Luke Schenscher.
January 25, 2006	Acquired forward-guard Ron Artest from Indiana in exchange for forward-guard Peja Stojakovic.
February 23, 2006	Acquired center Vitaly Potapenko from Seattle and guard-forward Sergei Monia from Portland by sending center-forward Brian Skinner to Portland as part of a four-team, 10-player trade.
May 9, 2006	Mutually agree not to renew Head Coach Rick Adelman's contract. Opted not to renew the contracts of Assistant Coaches Pete Carril, Elston Turner, T.R. Dunn, and Bubba Burrage.
June 3, 2006	Named Eric Musselman head coach.
June 23, 2006	Named Scott Brooks, T.R. Dunn, Brendan O'Connor, Jason Hamm, and Mark Hughes assistant coaches. Named Clay Moser advance NBA scout.
June 28, 2006	Selected Rutgers 6-3 guard Quincy Douby with the 19th overall pick in the 2006 NBA Draft.
June 30, 2006	Exercised option on guard-forward Francisco Garcia.
2006-07	
July 3, 2006	Signed draft selection Quincy Douby to a multi-year contract.
July 24, 2006	Signed free agent guard John Salmons to a multi-year contract.
July 24, 2006	Signed guard Eugene "Pooh" Jeter, forward Louis Amundson, and center Justin Williams to contracts.
August 15, 2006	Signed free agent center Loren Woods to a contract.
August 25, 2006	Requested waivers on guard Sergei Monia.
October 3, 2006	Signed free agent forward Maurice Taylor to a contract.
October 10, 2006	Waived Pooh Jeter.
October 23, 2006	Waived Loren Woods.
October 26, 2006	Waived Louis Amundson and Justin Williams.
January 5, 2007	Signed Justin Williams to a 10-day contract.
January 15, 2007	Re-signed Justin Williams to a second 10-day contract.
January 23, 2007	Waived Maurice Taylor.
January 25, 2007	Signed Justin Williams for the remainder of the season.
March 1, 2007	Waived Jason Hart.
2007-08	
April 20, 2007	Relieved Eric Musselman of head coaching duties.
June 19, 2007	Named Reggie Theus head coach.
June 22, 2007	Picked up options on Francisco Garcia and Quincy Douby.
June 28, 2007	Selected Washington 7-0 center Spencer Hawes with the 10th overall pick in the 2007 NBA Draft.
July 3, 2007	Relieved Scott Brooks, Brendan O'Connor, and Mark Hughes of assistant coaching duties and Clay Moser of his NBA advance scouting duties.
July 5, 2007	Signed Spencer Hawes and guard Mustafa Shakur.
July 7, 2007	Named Kenny Natt as an assistant coach.
July 20, 2007	Withdrawn qualifying offer to Ronnie Price.
July 21, 2007	Signed free agent forward-center Mikki Moore to a multi-year contract.
August 1, 2007	Named Randy Brown and Chuck Person as assistant coaches.
August 7, 2007	Center Justin Williams agreed to the team's qualifying offer, retroactive to July



PETE CARRIL



# KINGS YEARLY TRANSACTIONS

	3, 2007.
August 29, 2007	Named Rex Kalamian as an assistant coach.
	Extended contract of Kevin Martin.
August 31, 2007	Signed guard Orien Greene to a contract.
October 14, 2007	Waived Rashid Byrd, Nik Caner-Medley, Adam Parada, and Brandon Robinson.
October 31, 2007	Waived Mustafa Shakur.
November 1, 2007	Signed free agent guard Beno Udrih.
November 15, 2007	Requested waivers on guard Orien Greene.
December 10, 2007	Signed free agent guard Dahntay Jones.
	Waived Darryl Watkins.
February 16, 2008	Acquired guards Anthony Johnson and Tyronn Lue and forwards Shelden Williams and Lorenzen Wright from Atlanta in exchange for guard Mike Bibby.
	Waived Dahntay Jones and Justin Williams.
February 29, 2008	Waived Tyronn Lue.
2008-09	
May 27, 2008	Exercised option on contract of President, Basketball Operations Geoff Petrie.
June 26, 2008	Selected Rider 6-11 forward Jason Thompson with the 12th overall pick in the 2008 NBA Draft. Club also selected Virginia 6-0 guard Sean Singletary (42nd overall) and Georgetown 6-8 forward Patrick Ewing Jr. (43rd overall) in the second round.
July 8, 2008	Signed Jason Thompson.
July 9, 2008	Re-signed guard Beno Udrih to a multi-year contract.
	Signed Sean Singletary and Patrick Ewing Jr.
July 25, 2008	Signed free agent guard Bobby Brown.
August 14, 2008	Acquired forward Donté Greene, guard Bobby Jackson, and a future first round pick and other considerations from Houston in exchange for forward Ron Artest, guard Sean Singletary and forward Patrick Ewing Jr.
September 29, 2008	Signed Francisco Garcia to a multi-year contract extension.
September 22, 2008	Shareef Abdur-Rahim announces his retirement NBA as a player due to a reoccurring knee injury.
October 1, 2008	Named Shareef Abdur-Rahim as an assistant coach.
	October 8, 2008 Waived free agent forward Zhang Kai.
October 21, 2008	Waived forwards Noel Felix and Bobby Jones.
December 15, 2008	Relieved Reggie Theus of his coaching duties. Relieved Chuck Person of his duties as an assistant coach. Named Kenny Natt as interim head coach.
	Hired Jason Levien as Team General Counsel/Assistant General Manager.
January 8, 2009	Named Pete Carril as Basketball Development Consultant.
February 17, 2009	Acquired guard Sam Cassell and cash considerations from Boston in exchange for a conditional 2nd round pick in 2015.
February 18, 2009	Acquired Drew Gooden, Andres Nocioni, Cedric Simmons and Ike Diogu in a three-team trade that sent Brad Miller and John Salmons to Chicago and Michael Ruffin to Portland.
	Waived guards Quincy Douby and Sam Cassell.
February 19, 2009	Acquired guard Rashad McCants and center Calvin Booth from Minnesota in exchange for forward Shelden Williams and guard Bobby Brown.
	Acquired guard Will Solomon from the Toronto Raptors and cash considerations from Boston in a three-team trade that sent Boston's Patrick O'Bryant to Toronto and a protected Kings' second round pick in 2014 to Boston.
	Waived forward Mikki Moore.
April 8, 2009	Waived guard Will Solomon.
June 12, 2009	Named Paul Westphal head coach.
June 22, 2009	Named Jim Eyen, Mario Elie, and Truck Robinson as assistant coaches.
June 25, 2009	Selected Memphis 6-6 guard Tyreke Evans with the 4th overall pick in the 2009 NBA Draft. Club also selected Israel 6-9 forward Omri Casspi (23rd overall) in the first round.
	Acquired 6-3 guard Sergio Rodriguez, the draft rights to Washington 6-7 forward Jon Brockman (38th overall) and cash considerations from the Portland Trail Blazers in exchange for the draft rights to Jeff Pendergraph (31st overall).
2009-10	
July 8, 2009	Signed Tyreke Evans.
July 10, 2009	Signed Omri Casspi.
July 17, 2009	Named Bryan Gates as an assistant coach.
August 3, 2009	Signed free agent forward Sean May.



# KINGS YEARLY TRANSACTIONS

September 15, 2009	Signed Jon Brockman.
September 17, 2009	Signed free agent guard-forward Desmond Mason.
October 20, 2009	Waived Melvin Ely and Lanny Smith.
October 23, 2009	Former Kings guard Bobby Jackson announced his retirement from the NBA.
October 25, 2009	Exercised the fourth-year option Spencer Hawes and third-year options on Jason Thompson and Donté Greene.
November 4, 2009	Signed free agent guard-forward Ime Udoka.
November 5, 2009	Requested waivers on Desmond Mason.
December 29, 2009	Signed President of Basketball Operations Geoff Petrie to a multi-year contract extension. Promoted Wayne Cooper to Vice President of Basketball Operations and General Manager. Promoted Mike Petrie to Assistant Vice President of Basketball Operations.
January 11, 2010	Acquire center-forward Hilton Armstrong in a trade with the New Orleans Hornets in exchange for a conditional 2016 second round pick and cash considerations.
February 20, 2010	Acquired Carl Landry and Joey Dorsey from Houston, Larry Hughes from New York by sending Kevin Martin and Hilton Armstrong to Houston and Sergio Rodriguez to New York in a three-team trade. Acquired Dominic McGuire and cash considerations from Washington in exchange for a protected 2010 second-round draft pick. Waived Kenny Thomas.
February 23, 2010	Waived Larry Hughes.
March 3, 2010	Signed Garrett Temple to a 10-day contract.
March 29, 2010	Waived Joey Dorsey.
April 12, 2010	Picked up the option on the contract of Kings Head Coach Paul Westphal for the 2011-12 season.
April 14, 2010	Exercised the team option on Carl Landry's contract for the 2010-11 season.
June 17, 2010	Acquired center Samuel Dalembert in a trade with the Philadelphia 76ers in exchange for center Spencer Hawes and forward Andres Nocioni.
June 24, 2010	Selected Kentucky 6-11 center DeMarcus Cousins with the 5th overall pick in the 2010 NBA Draft. Club also selected Marshall 7-0 center Hassan Whiteside (33rd overall) in the second round.
2010-11	
July 6, 2010	Signed free agent guard Donald Sloan.
July 7, 2010	Signed DeMarcus Cousins.
July 8, 2010	Signed Hassan Whiteside.
July 21, 2010	Acquired forward Darnell Jackson and a future second-round draft pick from Milwaukee in a sign and trade that sent Jon Brockman to the Bucks.
July 23, 2010	Signed free agent forward-guard Antoine Wright and guard Eugene "Pooh" Jeter.
July 29, 2010	Named Otis Hughley as an assistant coach.
September 27, 2010	Signed free agents forward-center Connor Atchley, guard Joe Crawford, guard J.R. Giddens, guard Luther Head, forward Darnell Jackson, and forward Marcus Landry. Waived J.R. Giddens and Donald Sloan.
October 4, 2010	Waived J.R. Giddens and Donald Sloan.
October 15, 2010	Waived Connor Atchley, Joe Crawford, and Marcus Landry.
October 25, 2010	Exercised the options on guard Tyreke Evans and forwards Jason Thompson, Donté Greene, and Omri Casspi
November 29, 2010	Waived Antoine Wright. Assigned Hassan Whiteside to the Reno Bighorns of the NBA D-League.
December 15, 2010	Acquired guard Jermaine Taylor and cash considerations from Houston in exchange for a heavily-protected, second-round pick.
January 9, 2011	Recalled Hassan Whiteside from Reno (D-League).
February 23, 2011	Acquired guard Marcus Thornton and cash considerations from New Orleans in exchange for forward Carl Landry.
February 24, 2011	Acquired forward-guard Marquis Daniels and cash considerations from Boston in exchange for a protected second-round pick in the 2017 Draft.
March 4, 2011	Hassan Whiteside underwent successful surgery to repair a partially torn patellar tendon in his left knee.
March 19, 2011	Waived guard Luther Head.
June 14, 2011	Waived guard Jermaine Taylor.
June 14, 2011	Extended qualifying offer to guard Marcus Thornton, making him a restricted free agent.
June 23, 2011	Acquired forward John Salmons and draft rights to Jimmer Fredette from Milwaukee in a three-team trade that sent guard Beno Udrih to the Bucks and the draft rights to Bismack Biyombo




# KINGS YEARLY TRANSACTIONS

	to Charlotte. The Bobcats also received forward-guard Corey Maggette from Milwaukee in exchange for Stephen Jackson, Shaun Livingston and the draft rights to Tobias Harris.
June 23, 2011	Selected BYU 6-2 guard Jimmer Fredette with the 10th overall pick (acquired in three-team trade) in the 2011 NBA Draft. Club also selected UCLA 6-8 forward Tyler Honeycutt (35th overall) and Washington 5-9 guard Isaiah Thomas (60th overall) in the second round.
June 30, 2011	Acquired forward-center J.J. Hickson in a trade with the Cleveland Cavaliers in exchange for forward Omri Casspi and a conditional future first-round draft pick.
2011-12	
November 15, 2011	Hired Keith Smart and Bobby Jackson as assistant coaches. Additionally, the Kings hired Dwayne Wilson (equipment manager) and announced the promotions of Pete Youngman (director of sports medicine) and Manny Romero (head athletic trainer).
December 9, 2011	Renounced the rights to center Samuel Dalembert, guard Pooh Jeter, forward-guard Marquis Daniels and forward Darnell Jackson.
December 9, 2011	Re-signed restricted free agent guard Marcus Thornton to a multi-year contract.
December 9, 2011	Signed free agent center-forward Chuck Hayes to a multi-year contract.
December 9, 2011	Signed rookies Jimmer Fredette, Tyler Honeycutt and Isaiah Thomas to contracts.
December 10, 2011	Signed free agents forward Lawrence Hill and guard Adrian Oliver.
December 17, 2011	Awarded forward Travis Outlaw on a waiver claim under the NBA's new amnesty waiver procedure.
December 19, 2011	Voided Chuck Hayes' contract after failing physical.
December 21, 2011	Waived forward Lawrence Hill and guard Adrian Oliver.
December 24, 2011	Signed free agent center-forward Chuck Hayes to a multi-year contract.
January 1, 2012	Assigned Tyler Honeycutt and Hassan Whiteside to the Reno Bighorns of the D-League.
January 5, 2012	Relieved Kings Head Coach Paul Westphal of coaching duties. Named Keith Smart head coach.
January 13, 2012	Hired Alex English as assistant coach.
January 13, 2012	Recalled Tyler Honeycutt from Reno Bighorns.
February 3, 2012	Recalled Hassan Whiteside from Reno Bighorns.
March 5, 2012	Exercised contract option on Head Coach Keith Smart.
March 19, 2012	Waived J.J. Hickson.
March 21, 2012	Signed Terrence Williams to a 10-day contract.
March 31, 2012	Signed Terrence Williams to a contract for the remainder of the season.
June 28, 2012	Selected Kansas 6-10 forward Thomas Robinson with the fifth overall pick in the 2012 NBA Draft. Also selected UC Santa Barbara 6-5 guard Orlando Johnson in the second round (36th overall). Johnson's draft rights were traded to Indiana for cash considerations.
2012-13	
July 9, 2012	Signed Thomas Robinson.
July 11, 2012	Re-signed restricted free agent forward Jason Thompson to a multi-year contract.
July 16, 2012	Acquired forward James Johnson from the Toronto Raptors in exchange for a second round pick in 2014. Agreed in principle to a contract with free agent guard Aaron Brooks. August 6, 2012 Extended the contract of Head Coach Keith Smart for the 2013-14 season.
October 1, 2012	Signed free agents center Cyril Awere, forward Tony Mitchell, center Hamady Ndiaye, and forward Willie Reed.
October 15, 2012	Waived Cyril Awere.
October 17, 2012	Exercised the 2013-14 contract options of center DeMarcus Cousins and guard Jimmer Fredette.
October 26, 2012	Waived forwards Tony Mitchell, Willie Reed and center Hamady Ndiaye.
November 7, 2012	Assigned Tyler Honeycutt to D-League's Reno Bighorns.
December 17, 2012	Recalled Tyler Honeycutt from D-League's Reno Bighorns.
December 22, 2012	Suspended center DeMarcus Cousins indefinitely for unprofessional behavior and conduct detrimental to the team.
December 24, 2012	Reinstated DeMarcus Cousins.
February 20, 2013	Acquired forward Patrick Patterson, center Cole Aldrich, guard Toney Douglas and cash considerations from the Houston Rockets in exchange for forwards Francisco Garcia, Thomas Robinson and Tyler Honeycutt.
March 1, 2013	Waived guard Aaron Brooks.
March 31, 2013	Announced Head Coach Keith Smart would not be retained for the 2013-14 season.

# KINGS YEARLY TRANSACTIONS

June 3, 2013	Hired Michael Malone as Kings head coach.
June 4, 2013	Announced Kings Assistant Coaches Jim Eyen, Alex English, and Clifford Ray would not be retained for the upcoming season.
June 10, 2013	Hired Chris Jent as an assistant coach.
June 17, 2013	Named Pete D'Alessandro as general manager.
June 21, 2013	Named Mike Bratz as assistant general manager.
June 25, 2013	Hired Brendan Malone as an assistant coach.
June 27, 2013	Selected Kansas 6-5 guard Ben McLemore with the 7th overall pick in the 2013 NBA Draft. Club also selected Detroit 6-3 guard Ray McCallum (36th overall) in the second round.
2013-14	
July 9, 2013	Hired Dee Brown as assistant coach/director of player development and Micah Nori as an assistant coach. Also hired Bill Pope as advance scout.
July 10, 2013	Acquired guard Greivis Vásquez from New Orleans in a three-team trade that sent guard Tyreke Evans to the Pelicans. To round out the deal, the Kings will also receive a 2016 second-round draft pick and future second-round draft considerations while Portland acquired center Robin Lopez and guard Terrel Harris from New Orleans in exchange for the draft rights to Jeff Withey.
July 11, 2013	Announced Kings and Reno Bighorns entered into a single-affiliation partnership beginning with the 2013-14 NBA D-League season.
July 12, 2013	Acquired forward Luc Mbah a Moute from the Milwaukee Bucks in exchange for two future second-round picks.
July 13, 2013	Signed Ben McLemore to a contract.
July 15, 2013	Signed free agent forward Carl Landry.
July 18, 2013	Signed Ray McCallum to a contract.
August 2, 2013	Hired Corliss Williamson as an assistant coach.
August 21, 2013	Hired Ryan Bown as an assistant coach.
August 28, 2013	Signed free agent guard Trent Lockett.
August 29, 2013	Named Kings Director of Player Personnel Shareef Abdur-Rahim as general manager of the Reno Bighorns. Also named Kings Basketball Operations Coordinator Chris Gilbert as Reno Bighorns assistant general manager.
September 5, 2013	Added Chris Mullin as Advisor to the Chairman and Majority Owner Vivek Ranadivé.
September 11, 2013	Named Robert "Chip" Schaefer as director of athletic performance.
September 30, 2013	Signed center DeMarcus Cousins to a multi-year contract extension.
October 15, 2013	Waived DeQuan Jones and Brandon Heath.
	Announced Carl Landry to undergo surgery to repair a tear in his left hip flexor muscle (rectus femoris).
October 23, 2013	Kings assistant coach Brendan Malone resigned.
October 24, 2013	Waived guard Trent Lockett.
November 21, 2013	Assigned Ray McCallum to the Reno Bighorns.
November 26, 2013	Acquired forward Derrick Williams from the Minnesota Timberwolves in exchange for forward Luc Mbah a Moute.
November 27, 2013	Recalled Ray McCallum from the Reno Bighorns.
December 9, 2013	Acquired forward Rudy Gay and Quincy Acy and center Aaron Gray from the Toronto Raptors in exchange for guard Greivis Vasquez and forwards Chuck Hayes, Patrick Patterson and John Salmons.
January 6, 2014	Requested waivers on center Hamady Ndiaye.
February 19, 2014	Acquired forward Reggie Evans and guard Jason Terry from the Brooklyn Nets in exchange for guard Marcus Thornton.
February 22, 2014	Announced newly-acquired Jason Terry will spend remainder of season rehabilitating his left knee.
February 26, 2014	Signed guard Orlando Johnson to a 10-day contract.
February 27, 2014	Mutually agreed with guard Jimmer Fredette to a contract buyout.
March 6, 2014	Signed forward Royce White to a 10-day contract.
March 8, 2014	Signed Orlando Johnson to a second 10-day contract.
March 18, 2014	Signed Royce White to a second 10-day contract.
March 20, 2014	Carl Landry underwent successful arthroscopic right knee surgery to repair a medial meniscus tear.
March 26, 2014	Signed forward Willie Reed (from NBADL Springfield Armor) for the



VIVEK RANADIVÉ

# KINGS YEARLY TRANSACTIONS



	remainder of the season.
March 28, 2014	Assigned Reed to the Reno Bighorns.
March 31, 2014	Signed guard Jared Cunningham to a 10-day contract.
April 8, 2014	Recalled forward Willie Reed from Reno.
April 10, 2014	Assigned Reed to Reno. Signed Cunningham for the remainder of the season.
April 14, 2014	Recall Willie Reed from Reno.
June 25, 2014	Extended qualifying offer to guard Isaiah Thomas.
June 26, 2014	Selected Michigan 6-6 guard Nik Stauskas with the 8th overall pick in the 2014 NBA Draft.
2014-15	
July 8, 2014	Signed Nik Stauskas to a contract.
July 12, 2014	Signed free agent guard Darren Collison. Acquired draft rights to Alex Oriakhi and trade exception from the Phoenix Suns in exchange for guard Isaiah Thomas.
July 13, 2014	Hired Tyrone Corbin as an assistant coach.
July 30, 2014	Signed free agent forward-center Eric Moreland.
August 6, 2014	Acquired forward-center Jeremy Tyler, guard Wayne Ellington and the unencumbered rights to the Knicks' 2016 second-round draft selection from New York in exchange for forwards Quincy Acy and Travis Outlaw.
August 14, 2014	Signed free agent center Sim Bhullar to a contract. Bhullar became first player of Indian descent to sign with an NBA team.
September 3, 2014	Waived Wayne Ellington.
September 17, 2014	Acquired guard-forward Alonzo Gee, guard Scott Hopson and a trade exception from Houston in exchange for guard Jason Terry and a pair of future second-round draft selections.
September 18, 2014	Signed free agent center Ryan Hollins.
September 18, 2014	Signed free agent forward Omri Casspi.
September 23, 2014	Waived guard Scotty Hopson.
September 25, 2014	Waived guard-forward Alonzo Gee.
October 17, 2014	Announced David Arseneault Jr. will serve as the head coach of the Kings' D-League affiliate Reno Bighorns.
October 19, 2014	Picked up the 2015-16 option on guard Ben McLemore's contract.
October 19, 2014	Waived center Sim Bhullar, guard Deonte Burton and forward David Wear.
October 25, 2014	Waived guard Trey Johnson.
November 14, 2014	Assigned forward Eric Moreland to the Reno Bighorns.
November 17, 2014	Recalled forward Eric Moreland from the Reno Bighorns.
November 19, 2014	Signed forward Rudy Gay to a multi-year contract extension.
November 21, 2014	Assigned forward Eric Moreland to the Reno Bighorns.
November 25, 2014	Recalled forward Eric Moreland from the Reno Bighorns.
November 28, 2014	Reassigned forward Eric Moreland to the Reno Bighorns.
November 30, 2014	Recalled forward Eric Moreland from the Reno Bighorns.
December 12, 2014	Assigned forward Eric Moreland to the Reno Bighorns.
December 13, 2014	Recalled forward Eric Moreland from the Reno Bighorns.
December 14, 2014	Reassigned forward Eric Moreland to the Reno Bighorns.
December 15, 2015	Relieved Michael Malone of his head coaching duties; Assistant Coach Tyrone Corbin assumed head coaching responsibilities.
December 16, 2014	Recalled forward Eric Moreland from the Reno Bighorns.
January 17, 2015	Signed forward Quincy Miller to a 10-day contract.
January 30, 2015	Signed forward Quincy Miller to a second 10-day contract.
February 12, 2015	Relieved Tyrone Corbin of his head coaching duties.
February 12, 2015	Reached an agreement in principle with George Karl to become the team's head coach.
February 17, 2015	Named George Karl as team's new head coach.
February 19, 2015	Acquired guard Andre Miller from the Washington Wizards in exchange for guard Ramon Sessions.
February 20, 2015	Signed guard David Stockton to a 10-day contract.
February 23, 2015	Hired Vance Walberg as an assistant coach.
March 3, 2015	Named Vlade Divac vice president of basketball and franchise operations.
March 23, 2015	Signed forward David Wear to a 10-day contract.
April 2, 2015	Signed center Sim Bhullar to a 10-day contract.
April 20, 2015	Signed guard David Stockton through the 2015-16 season.



# KINGS YEARLY TRANSACTIONS

May 12, 2015	Picked up the option on Reno Bighorns David Arseneault Jr.
June 25, 2015	Selected University of Kentucky forward-center Willie Cauley-Stein in the first round (6th overall) of the 2015 NBA Draft.
2015-16	
July 9, 2015	Acquired a second-round draft selection in the 2016 NBA Draft from the San Antonio Spurs in exchange for guard Ray McCallum.
July 10, 2015	Acquired the draft rights to Arturas Gudaitis and Luka Mitrovic from the Philadelphia 76ers in exchange for forward Carl Landry, forward-center Jason Thompson, guard Nik Stauskas and future draft considerations.
July 13, 2015	Signed guard Rajon Rondo, guard-forward Marco Belinelli and center Kosta Koufos.
July 14, 2015	Signed forwards Omri Casspi and Luc Mbah a Moute.
July 16, 2015	Void contract of Luc Mbah a Moute.
July 16, 2015	Signed forward-center Willie Cauley-Stein.
July 16, 2015	Signed free agent guard James Anderson.
July 22, 2015	Signed free agent guard Seth Curry, forwards Quincy Acy and Duje Dukan.
July 23, 2015	Signed free agent forward Caron Butler.
July 29, 2015	Waived forward Eric Moreland.
July 31, 2015	Signed Chad Iske as associate head coach and John Welch, Anthony Carter, and Nancy Lieberman as assistant coaches, joining Corliss Williamson and Vance Walberg on Kings Head Coach George Karl's coaching staff.
August 31, 2015	Announced Vlade Divac will serve as vice president of basketball operations and general manager, named Mike Bratz as assistant general manager, Roland Beech as vice president of basketball strategy and data science and Peja Stojakovic as director of player personnel and development.
October 3, 2015	Picked up option on Ben McLemore.
October 15, 2015	Waived guard Marshall Henderson and forward Vince Hunter.
October 22, 2015	Waived guard David Stockton.
November 13, 2015	Assigned Duje Dukan to the Reno Bighorns.
December 7, 2015	Recalled Duje Dukan from Reno.
December 9, 2015	Assigned Duje Dukan to Reno.
December 10, 2015	Recalled Duje Dukan from Reno.
December 17, 2015	Assigned Duje Dukan to Reno.
December 27, 2015	Recalled Duje Dukan from Reno.
February 4, 2016	Assigned Duje Dukan to Reno.
February 17, 2016	Parted ways with assistant coach Vance Walberg.
February 24, 2016	Recalled Duje Dukan from Reno.
February 25, 2016	Assigned Duje Dukan to Reno.
March 10, 2016	Suspended DeMarcus Cousins for one game for conduct detrimental to the team.
March 19, 2016	Assigned Eric Moreland to Reno.
March 30, 2016	Signed Vice President of Basketball Operations and General Manager Vlade Divac to a multi-year contract.
April 1, 2016	Recalled Duje Dukan and Eric Moreland from Reno.
April 7, 2016	Assigned Duje Dukan to Reno.
April 8, 2016	Recalled Duje Dukan from Reno.
April 14, 2016	Announced George Karl will not be retained as head coach for the 2016-17 season.
April 28, 2016	Named Ken Catanella assistant general manager.
May 9, 2016	Named Dave Joerger as team's new head coach.
June 3, 2016	Named Elston Turner, Duane Ticknor, Bryan Gates, Corliss Williamson, Nancy Lieberman and Jason March as assistant coaches.
June 23, 2016	Selected Oklahoma 6-4 guard Isaiah Cousins in the second round (59th overall) of the 2016 NBA Draft.
June 23, 2016	Acquired the draft rights for 7-0 center Georgios Papagiannis (13th overall) and Kentucky 6-11 forward-center Skal Labissiere (28th overall), the rights to Bogdan Bogdanovic and a future second-round selection from the Phoenix Suns in exchange for the draft rights to Marquese Chriss (8th overall) on the night of the 2016 NBA Draft.
2016-17	
July 4, 2016	Waived forwards Caron Butler and Duje Dukan.



VLADE DIVAC



# KINGS YEARLY TRANSACTIONS

July 4, 2016	Rescinded qualifying offer for guard Seth Curry, allowing him to become an unrestricted free agent.
July 7, 2016	Acquired the draft rights of guard Syracuse 6-6 guard Malachi Richardson (first round - 22nd overall) from the Charlotte Hornets in exchange for forward Marco Belinelli.
July 9, 2016	Signed free agent guards Arron Afflalo and Garrett Temple and forwards Matt Barnes and Anthony Tolliver to contracts.
July 9, 2016	Named Bob Thornton an assistant coach and Larry Lewis as a player development coach.
July 12, 2016	Signed guard Malachi Richardson to a contract.
July 13, 2016	Signed center Georgios Papagiannis to a contract.
July 14, 2016	Claimed guard-forward Lamar Patterson off waivers.
July 15, 2016	Signed forward-center Skal Labissiere to a contract.
August 31, 2016	Signed guard Ty Lawson to a one-year deal.
September 6, 2016	Signed guard Isaiah Cousins to a contract.
September 14, 2016	Signed Jordan Farmar.
October 19, 2016	Waived Lamar Patterson
October 21, 2016	Signed Lamar Patterson
October 24, 2016	Waived Isaiah Cousins, Jordan Farmar and Lamar Patterson
November 2, 2016	Signed Jordan Farmar.
November 7, 2016	Waived Jordan Farmar.
November 11, 2016	Assigned Skal Labiessiere, Georgios Papagiannis and Malachi Richardson to Reno.
November 18, 2016	Recalled Georgios Papagiannis from Reno.
November 21, 2016	Assigned Georgios Papagiannis to Reno.
November 23, 2016	Recalled Skal Labissiere, Georgios Papagiannis and Malachi Richardson from Reno.
November 25, 2016	Assigned Skal Labissiere, Georgios Papagiannis and Malachi Richardson to Reno.
December 13, 2016	Recalled Skal Labissiere and Malachi Richardson from Reno.
December 19, 2016	Recalled Georgios Papagiannis from Reno.
December 20, 2016	Assigned Skal Labissiere and Georgios Papagiannis to Reno.
December 26, 2016	Recalled Skal Labissiere and Georgios Papagiannis from Reno.
January 2, 2017	Assigned Skal Labissiere and Georgios Papagiannis to Reno.
January 10, 2017	Assigned Malachi Richardson to Reno.
January 11, 2017	Recalled Malachi Richardson from Reno.
January 15, 2017	Recalled Skal Labiessiere and Georgios Papagiannis from Reno.
January 24, 2017	Assigned Georgios Papagiannis to Reno.
February 4, 2017	Recalled Georgios Papagiannis from Reno.
February 20, 2017	Acquired guards Buddy Hield, Tyreke Evans, Langston Galloway and 2017 first and second-round draft selections from the New Orleans Pelicans in exchange for forward/center DeMarcus Cousins and forward Omri Casspi.
February 24, 2017	Assigned Georgios Papagiannis to Reno.
February 26, 2017	Recalled Georgios Papagiannis from Reno.
March 1, 2017	Assigned Georgios Papagiannis to Reno.
March 2, 2017	Recalled Georgios Papagiannis from Reno.
March 3, 2017	Assigned Georgios Papagiannis to Reno.
March 5, 2017	Recalled Georgios Papagiannis from Reno.
March 9, 2017	Assigned Georgios Papagiannis to Reno.
March 11, 2017	Recalled Georgios Papagiannis from Reno.
June 1, 2017	Waived Anthony Tolliver.
June 22, 2017	Selected 6-3 Kentucky guard De'Aaron Fox in the first round (5th overall) of the 2017 NBA Draft.
	Selected 7-0 Gonzaga center Zach Collins in the first round (10th overall) of the 2017 NBA Draft.
	Selected 5-11 Kansas guard Frank Mason III in the second round (34th overall) of the 2017 NBA Draft.
	Acquired the draft rights of 6-8 North Carolina forward Justin Jackson (15th overall) and 6-10 Duke center/forward Harry Giles III from the Portland Trail Blazers in exchange for the draft rights of Collins.
June 23, 2017	Waived Arron Afflalo.
2017-18	

# KINGS YEARLY TRANSACTIONS

July 6, 2017	Signed Harry Giles III to a contract.
	Signed Justin Jackson to a contract.
July 7, 2017	Signed De'Aaron Fox to a contract.
July 10, 2017	Signed free agent guard/forward Vince Carrter.
	Signed free agent forward Zach Randolph.
	Signed free agent guard George Hill.
July 13, 2017	Signed Frank Mason III.
	Signed Bogdan Bogdanovic to a contract.
July 29, 2017	Signed free agent forward Jack Cooley to Two-Way contract.
	Signed free agent forward JaKarr Sampson to Two-Way contract.
September 10, 2017	Signed Matt Jones.
September 26, 2017	Signed Marcus Williams.
October 1, 2017	Signed Reggie Hearn.
October 10, 2017	Signed David Stockton.
	Waived Marcus Williams.
October 10, 2017	Waived David Stockton.
	Waived Matt Jones.
	Waived Reggie Hearn.
November 9, 2017	Assigned Georgios Papagiannis to Reno.
November 13, 2017	Recalled Georgios Papagiannis from Reno.
November 16, 2017	Assigned Georgios Papagiannis to Reno.
November 20, 2017	Recalled Georgios Papagiannis from Reno.
November 29, 2017	Assigned Justin Jackson, Georgios Papagiannis and Malachi Richardson to Reno.
December 5, 2017	Assigned Skal Labissiere to Reno.
	Recalled Georgios Papagiannis from Reno.
December 9, 2017	Recalled Justin Jackson, Skal Labissiere and Malachi Richardson from Reno.
January 5, 2018	Assigned Justin Jackson and Georgios Papagiannis to Reno.
January 6, 2018	Recalled Justin Jackson and Georgios Papagiannis from Reno.
January 7, 2018	Assigned Justin Jackson to Reno.
January 8, 2018	Recalled Justin Jackson from Reno.
February 8, 2018	As part of a three-team trade, acquired guard Iman Shumpert, the rights to Dimitrios Agravanis, a 2020 second round draft pick and cash considerations from the Cleveland Cavaliers and guard Joe Johson and cash considerations from the Utah Jazz in exchange for trading guard George Hill to Cleveland.
	Acquired forward Bruno Caboclo from the Toronto Raptors in exchange for guard Malachi Richardson.
	Waived Georgios Papagiannis.
February 11, 2018	Waived Joe Johnson.
March 23, 2018	Assigned Bruno Cabolo to Reno.
March 25, 2018	Recalled Bruno Cabolo from Reno.
March 31, 2018	Signed Nigel Hayes to a multi-year contract.
May 9, 2018	Named Peja Stojakovic an assistant general manager.
June 21, 2018	Selected Duke 6-11 forward Marvin Bagley III in the first round (2nd overall) of the 2018 NBA Draft.
	Selected Duke 6-6 guard Gary Trent Jr. in the second round (37th overall) of the 2018 NBA Draft
	Acquired two 2020 second round picks and cash considerations in exchange for the draft rights to Gary Trent Jr..
2018-19	
July 1, 2018	Signed Marvin Bagley III to a contract.
July 7, 2018	Waived Nigel Hayes.
July 17, 2018	Acquired guard Ben McLemore, center Deyonta Davis, a 2021 second-round draft pick and cash considerations in exchange for guard Garrett Temple.
July 20, 2018	Signed Nemanja Bjelica.
July 31, 2018	Signed Wenyen Gabriel to a Two-Way contract.
August 4, 2018	Signed Jamel Artis to a contract.
August 13, 2018	Named Ty Ellis head coach of the Stockton Kings of the NBA G League.
August 28, 2018	Named Teena Murray Senior Director of Athlete Health and Performance.




# KINGS YEARLY TRANSACTIONS

	Named Mike Roncarati Director of Prevention and Rehabilitation.
	Named Joe Resendez Head Athletic Trainer.
	Named Jesse Green Performance Analyst.
September 22, 2018	Waived Deyonta Davis.
September 24, 2018	Signed Cameron Reynolds.
September 27, 2018	Signed Brandon Austin.
	Signed Kalin Lucas.
September 30, 2018	Waived Brandon Austin.
October 2, 2018	Waived Taren Sullivan.
October 4, 2018	Waived Gabe Vincent.
October 7, 2018	Waived Jamel Artis.
October 13, 2018	Waived Kalin Lucas.
	Waived Cameron Reynolds.
October 19, 2018	Signed Troy Williams to a Two-Way contract.
November 10, 2018	Assigned Harry Giles III to Stockton.
November 12, 2018	Recalled Harry Giles III from Stockton.
December 19, 2018	Assigned Harry Giles III to Stockton.
December 23, 2018	Recalled Harry Giles III from Stockton.
December 28, 2018	Assigned Harry Giles III to Stockton.
December 29, 2018	Recalled Harry Giles III from Stockton.
February 7, 2019	Acquired forward Harrison Barnes from the Dallas Mavericks in exchange for forwards Justin Jackson and Zach Randolph.
	As part of a three-team trade, acquired guard Alec Burks from the Cleveland Cavaliers and a 2020 second round pick from the Houston Rockets in exchange for guard Iman Shumpert who was traded to Houston.
	Acquired forward Caleb Swanigan from the Portland Trail Blazers in exchange for forward Skal Labissiere.
	Waived Ben McLemore.
February 8, 2019	Signed Corey Brewer to a 10-day contract.
February 18, 2019	Signed Corey Brewer to second a 10-day contract.
February 20, 2019	Assigned Caleb Swanigan to Stockton.
February 28, 2019	Signed Corey Brewer to contract for the remainder of the season.
March 5, 2019	Assigned Caleb Swanigan to Stockton.
March 19, 2019	Assigned Caleb Swanigan to Stockton.
March 22, 2019	Signed Cody Demps to a 10-day contract.
March 23, 2019	Assigned Cody Demps to Stockton.
April 1, 2019	Signed BJ Johnson to a contract for the remainder of the season.
April 2, 2019	Assigned BJ Johnson to Lakeland.
April 3, 2019	Recalled BJ Johnson from Lakeland.
April 11, 2019	Relieved Dave Joerger of head coaching duties.
April 15, 2019	Named Luke Walton as the team's new head coach.
June 17, 2019	Named Igor Kokoskov, Bob Beyer, Jesse Mermuys and Roy Rana as assistant coaches
	Named Bobby Jackson as assistant player development coach, Jonah Herscu as advance scout and Will Scott as head video coordinator and player development coach
June 20, 2019	Selected 6-7 Wyoming forward Justin James in the second round (40th overall) of the 2019 NBA Draft.
	Selected 6-7 Michigan forward Ignas Brazdeikis in the second round (55th overall) of the 2019 NBA Draft.
	Selected 6-6 guard Vanja Marinkovic in the second round (60th overall) of the 2019 NBA Draft
June 21, 2019	Acquired the draft rights of 6-2 Virginia guard Kyle Guy (55th overall) from the New York Knicks in exchange for the draft rights of Brazdeikis.
	Hired Joe Dumars as a Special Advisor to the General Manager
2019-20	
July 4, 2019	Waived Frank Mason III
July 6, 2019	Signed free agent guard Cory Joseph.
July 7, 2019	Signed Kyle Guy to a Two-Way contract.
	Signed free agent guard Trevor Ariza.
July 8, 2019	Signed free agent forward Harrison Barnes and free agent center Dewayne Dedmon.
July 10, 2019	Signed Justin James to a contract.



# KINGS YEARLY TRANSACTIONS

July 16, 2019	Signed free agent forward Richaun Holmes.
July 17, 2019	Signed free agent forward Tyler Lydon
July 19, 2019	Named Stacey Augmon and Lindsey Harding as assistant coaches/player development and Rico Hines as a player development coach.
	Waived BJ Johnson.
July 30, 2019	Signed Isaiah Pineiro to a contract.
August 20, 2019	Signed Eric Mika to a contract.
September 24, 2019	Signed Tyler Ulis to a contract.
October 11, 2019	Signed Hollis Thompson to a contract.
	Waived Eric Mika
	Waived Isaiah Pineiro
October 20, 2019	Waived Hollis Thompson
	Waived Tyler Ulis
October 21, 2019	Signed Buddy Hield to a contract extension
	Converted Wenyen Gabriel's Two-Way contract to a Standard NBA Contract
	Claimed DaQuan Jeffries off waivers from Orlando
	Signed DaQuan Jeffries to a Two-Way contract
	Waived Tyler Lydon
November 13, 2019	Assigned Wenyen Gabriel, Justin James and Caleb Swanigan to Stockton.
	Recalled Caleb Swanigan from Stockton.
November 14, 2019	Recalled Wenyen Gabriel and Justin James from Stockton.
November 29, 2019	Assigned Wenyen Gabriel and Caleb Swanigan to Stockton.
November 30, 2019	Recalled Wenyen Gabriel and Caleb Swanigan from Stockton.
December 10, 2019	Assigned Wenyen Gabriel to Stockton.
December 11, 2019	Recalled Wenyen Gabriel from Stockton.
December 16, 2019	Assigned Caleb Swanigan to Stockton.
December 18, 2019	Assigned Wenyen Gabriel to Stockton.
December 22, 2019	Recalled Wenyen Gabriel and Caleb Swanigan from Stockton.
January 11, 2020	Assigned Wenyen Gabriel, Justin James and Caleb Swanigan to Stockton.
	Recalled Caleb Swanigan from Stockton.
January 12, 2020	Recalled Wenyen Gabriel and Justin James from Stockton.
January 14, 2020	Assigned Wenyen Gabriel and Justin James to Stockton.
January 15, 2020	Recalled Wenyen Gabriel and Justin James from Stockton.
January 21, 2020	Acquired forward/guard Kent Bazemore, forward Anthony Tolliver, a 2024 second round selection and a 2020 second round selection from the Portland Trail Blazers in exchange for forwards Trevor Ariza, Wenyen Gabriel and Caleb Swanigan.
February 1, 2020	Signed Eric Mika to a 10-day contract.
February 6, 2020	Acquired center Alex Len and forward Jabari Parker from the Atlanta Hawks in exchange for center Dewayne Dedmon, a 2020 second round pick and a 2021 second round pick.
	Waived Eric Mika.
February 29, 2020	Waived Anthony Tolliver
June 23, 2020	Signed Corey Brewer for the remainder of the NBA season
August 14, 2020	Vlade Divac steps down as General Manger
	Joe Dumars named interim Executive Vice President of Basketball Operations
August 15, 2020	Peja Stojakovic steps down as Assistant General Manager
September 27, 2020	Monte McNair named General Manager
October 14, 2020	Wes Wilcox named Assistant General Manager
October 14, 2020	Phil Jabour named Vice President of Player Personnel
October 14, 2020	Paul Johnson named Director of Basketball Operations and General Manager of Stockton Kings
November 18, 2020	Selected Tyrese Haliburton in the first round (12th overall) of the 2020 NBA Draft
November 18, 2020	Acquired Robert Woodard II in a trade on draft night with the 40th selection from the Memphis Grizzlies in exchange for the draft rights to forward Xavier Tillman Sr. with the 35th selection
November 18, 2020	Selected Jahmi'us Ramsey in the second round (43rd overall) in the 2020 NBA Draft
2020-21	
November 25, 2020	Signed De'Aaron Fox to a contract extension
November 27, 2020	Signed Tyrese Haliburton to a contract
November 27, 2020	Signed free agent forward Chimezie Metu



MONTE McNAIR

# KINGS YEARLY TRANSACTIONS



November 27, 2020	Signed Hassan Whiteside to a contract
November 28, 2020	Re-signed restricted free agent guard DaQuan Jeffries
November 30, 2020	Signed free agent forward/center Frank Kaminsky III
December 1, 2020	Signed Robert Woodard II to a contract
December 2, 2020	Signed free agent forward Glenn Robinson III
December 4, 2020	Signed Jahmi'us Ramsey to a contract
December 4, 2020	Exercised 2021-22 option on Marvin Bagley III
December 16, 2020	Named Jas Randhawa Senior Performance and Reconditioning Coach, Rico Hines Director of Player Development and Assistant Coach, Jesse Green Head of Sport Science and Miguel Lopez Equipment Manager
December 20, 2020	Waived Frank Kaminsky III
December 22, 2020	Waived Chimezie Metu
December 24, 2020	Signed Chimezie Metu to a Two-Way contract
January 30, 2021	Flex-assigned Jahmi'us Ramsey to the Agua Caliente Clippers and Robert Woodard II to the Austin Spurs for the NBA G League single site in Orlando, Fla.
February 24, 2021	Waived Glenn Robinson III
February 25, 2021	Signed center Norvel Pelle to a 10-day contract
March 1, 2021	Recalled Robert Woodard II from Austin
March 6, 2021	Recalled Jahmi'us Ramsey from Agua Caliente
March 22, 2021	Acquired forward-center Mfiondu Kabengele, a future second round draft selection and cash consideration from the Los Angeles Clippers in exchange for a future second-round draft selection
March 26, 2021	Acquired forwards Maurice Harkless and Chris Silva in exchange for forward Nemanja Bjelica
March 26, 2021	Acquired guard Terence Davis II in exchange for a 2021 second round draft selection
March 26, 2021	Acquired guard Delon Wright from the Detroit Pistons in exchange for guard Cory Joseph
April 3, 2021	Waived DaQuan Jeffries
April 7, 2021	Signed center Damian Jones to a 10-day contract
April 17, 2021	Signed Damian Jones to a second 10-day contract
April 28, 2021	Signed Chimezie Metu to a multi-year contract
	Waived Chris Silva
	Signed Damian Jones to a multi-year contract
May 1, 2021	Signed forward Louis King to a Two-Way contract
May 27, 2021	Named Bobby Jackson Stockton Kings Head Coach
May 27, 2021	Named Paul Johnson Vice President of Player Development (in addition to current role as Stockton Kings General Manager), Jonah Herscu Assistant Coach, Penny Chatzis Director of Team Player Development and Robbie Lemons Director of Basketball Operations
July 27, 2021	Extended qualifying offer to Terence Davis II
July 29, 2021	Selected Davion Mitchell in the first round (ninth overall) of the 2021 NBA Draft
July 29, 2021	Selected Neemias Queta in the second round (39th overall) of the 2021 NBA Draft
August 2, 2021	Named Doug Christie Assistant Coach
August 3, 2021	Kyle Guy became an unrestricted free agent
August 5, 2021	Signed Davion Mitchell to a contract
August 6, 2021	Re-signed Richaun Holmes to a contract
August 6, 2021	Re-signed Terence Davis II to a contract
August 7, 2021	Re-signed Maurice Harkless to a contract
August 8, 2021	Signed Neemias Queta to a Two-Way contract
August 15, 2021	Waived Justin James
August 23, 2021	Named Will Scott Associate Head Coach, Jimmy Alapag Assistant Coach, Akachi Okugo Assistant Coach and Kaiti Jones Performance Coach and Sport Scientist of Stockton Kings and Sydney Haydel Director of Basketball Operations of Stockton Kings and Player Development Coordinator of Sacramento Kings
September 8, 2021	Signed Emanuel Terry
September 23, 2021	Signed Matt Coleman
September 25, 2021	Signed D.J. Steward
October 12, 2021	Waived Matt Coleman and DJ Steward
	Signed Ade Murkey and Damien Jefferson
October 14, 2021	Waived Ade Murkey and Damien Jefferson
October 15, 2021	Waived Emanuel Terry

# KINGS YEARLY TRANSACTIONS

October 25, 2021	Assigned Jahmi'us Ramsey and Robert Woodard II to Stockton
November 3, 2021	Recalled Jahmi'us Ramsey and Robert Woodard II from Stockton
November 4, 2021	Assigned Jahmi'us Ramsey and Robert Woodard II to Stockton
November 7, 2021	Recalled Jahmi'us Ramsey from Stockton
November 9, 2021	Assigned Robert Woodard II to Stockton
November 19, 2021	Recalled Robert Woodard II from Stockton
November 21, 2021	Relieved Luke Walton of coaching duties
	Assigned Jahmi'us Ramsey and Robert Woodard II to Stockton
November 26, 2021	Recalled Jahmi'us Ramsey from Stockton
December 10, 2021	Assigned Jahmi'us Ramsey to Stockton
December 17, 2021	Signed Justin Robinson to a 10-day contract
	Recalled Jahmi'us Ramsey and Robert Woodard II from Stockton
December 22, 2021	Signed Ade Murkey to a 10-day contract
	Signed Emanuel Mudiay to a 10-day contract
January 3, 2022	Assigned Robert Woodard II to Stockton
January 6, 2022	Assigned Jahmi'us Ramsey to Stockton
January 7, 2022	Recalled Jahmi'us Ramsey and Robert Woodard II from Stockton
January 11, 2022	Assigned Jahmi'us Ramsey to Stockton
January 20, 2022	Assigned Robert Woodard II to Stockton
January 21, 2022	Recalled Jahmi'us Ramsey and Robert Woodard II from Stockton
February 8, 2022	Acquired forward/center Domantas Sabonis, forward Justin Holiday, guard Jeremy Lamb and a 2023 second round selection from the Indiana Pacers in exchange for Tyrese Haliburton, Buddy Hield and Tristan Thompson.
February 10, 2022	Acquired guard Donte DiVincenzo, forward Josh Jackson, and forward Trey Lyles from the Detroit Pistons in exchange for Marvin Bagley III
	Waived Jahmi'us Ramsey and Robert Woodard II
February 17, 2022	Waived Lou King
March 9, 2022	Domantas Sabonis suspended for 1-game
April 11, 2022	Relieved Alvin Gentry of coaching duties
May 9, 2022	Named Mike Brown as the team's new head coach
June 23, 2022	Selected Keegan Murray in the first round (4th overall) of the 2022 NBA Draft
	Drafted Jaden Hardy in the second round (37th overall) of the 2022 NBA Draft
	Acquired the draft rights to Sasha Vezenkov and cash considerations from the Cleveland Cavaliers in exchange for a 2022 second-round pick
July 2, 2022	Signed Keegan Murray to a contract
	Signed Keon Ellis and Neemias Queta to two-way contracts
July 6, 2022	Signed Malik Monk as a free agent
	Acquired Kevin Huerter from the Atlanta Hawks in exchange for Maurice Harkless, Justin Holiday and a conditional 2024 first-round draft pick
July 18, 2022	Signed Chima Moneke
July 29, 2022	Signed Matthew Dellavedova
August 12, 2022	Signed Sam Merrill
	Named Jordi Fernandez associate head coach, Jay Triano, Doug Christie, Luke Loucks and Leandro Barbosa assistant coaches, Dutch Gaitley assistant coach and Director of Player Development and retained Lindsey Harding as assistant coach and player development coach
	Named Deividas Dulkys player development coach, Robbie Lemons Senior Director of Coaching Analytics and Strategy, Charless Allen Head Video Coordinator/Special Assistant to the Head Coach and Garrius Adams Assistant Video Coordinator
September 8, 2022	Signed DJ Steward
September 14, 2022	Signed KZ Okpala
September 20, 2022	Signed Kent Bazemore and Quinn Cook
October 13, 2022	Signed Jordan Ford and Wes Iwundu; Waived Quin Cook and Kent Bazemore
October 14, 2022	Signed Alex O'Connell and Jeriah Horne; Waived Jordan Ford and Wes Iwundu
October 15, 2022	Waived Alex O'Connell, Sam Merrill and Jeriah Horne
January 6, 2023	Waived Chima Moneke
January 9, 2023	Signed PJ Dozier to a 10-day contract
January 19, 2023	Signed PJ Dozier to a second 10-day contract
January 30, 2023	Signed Deonte Burton to a 10-day contract
February 7, 2023	Traded David Michineau to the Brooklyn Nets for cash and Kessler Edwards; Nets recieved a trade exception; Waived Deonte Burton
February 25, 2023	Signed PJ Dozier and waived KZ Okpala
June 20, 2023	Named Lindsey Harding as head coach and Anjali Randadive as General Manager of the Stockton Kings



MIKE BROWN



# KINGS YEARLY TRANSACTIONS

June 22, 2023	Drafted Olivier-Maxence Prosper in the first-round (24th pick) of the 2023 NBA Draft Drafted Jordan Walsh in the second-round (38th pick) of the 2023 NBA Draft Drafted Jalen Slawson in the second-round (54th pick) of the 2023 NBA Draft
June 28, 2023	Traded Jordan Walsh and a 2024 second round draft pick to the Boston Celtics for Colby Jones
July 2, 2023	Signed Colby Jones to a multi-year contract Signed Jalen Slawson and Keon Ellis to a two-way contract
July 6, 2023	Traded Richaun Holmes and Olivier-Maxence Prosper to the Dallas Mavericks for cash Traded a 2028 (2nd round) draft pick and a 2030 (2nd round) draft pick to the Indiana Pacers for Chris Duarte
July 7, 2023	Signed Trey Lyles to a multi-year contract
July 8, 2023	Waived P.J. Dozier
July 9, 2023	Signed Alex Len
July 13, 2023	Signed Sasha Vezenkov to a multi-year contract
July 21, 2023	Signed Nerlens Noel
August 8, 2023	Signed Neemias Queta
September 2, 2023	Signed JaVale McGee
September 8, 2023	Signed Skal Labissiere Waived Skal Labissiere
September 12, 2023	Signed Jordan Ford Waived Neemias Queta and Nerlens Noel
September 14, 2023	Signed Jordan Ford to a two-way contract
September 21, 2023	Signed Chance Comanche
September 22, 2023	Signed Deonte Burton
September 29, 2023	Signed James Akinjo
September 30, 2023	Waived James Akinjo Signed Jaylen Nowell
October 2, 2023	Signed Jeremy Lamb
October 9, 2023	Waived Jeremy Lamb
October 12, 2023	Waived Deonte Burton and Chance Comanche
October 19, 2023	Signed Dane Goodwin and Jake Stephens
October 20, 2023	Waived Dane Goodwin, Jaylen Nowell and Jake Stephens



# KINGS RETIRED JERSEYS



**NATE ARCHIBALD:** Nate "Tiny" Archibald played six of his 13 NBA seasons with the Kings franchise. Selected by the Cincinnati Royals in the second round of the 1970 NBA Draft, Archibald starred in six NBA All-Star Games. The 6-1, 180 guard posted his best season in 1972-73, averaging a career-best 34.0 ppg and 11.4 apg, becoming the only player in NBA history to lead the league in both scoring and assists. Archibald was inducted into the Hall of Fame in 1991.



**MITCH RICHMOND:** Mitch Richmond became the first player in Sacramento-era history to have his jersey retired (December 5, 2003). Richmond ranks among the top five in franchise history in points, field goals made and attempted, free throws made and attempted, free throw percentage, steals, three-pointers made and attempted, and three-point field goal percentage. He became the first Sacramento King to be named to the All-Star Game, and earned the All-Star MVP award in 1995 after tallying 23 points in 22 minutes off the bench. Also while with Sacramento, Richmond represented the United States in the 1996 Olympics, winning a gold medal. On August 8, 2014, Richmond was inducted into the Naismith Basketball Hall of Fame.



**CHRIS WEBBER:** One of the most talented forwards to ever don a Kings jersey, Chris Webber helped the Kings reach the NBA Playoffs in six straight seasons (1998-99 - 2003-04), earn two back-to-back Pacific Division titles (2001-02, 2002-03) and record a franchise record 61 regular season wins in 2001-02. Acquired from Washington in exchange for Mitch Richmond and Otis Thorpe on May 14, 1998, Webber recorded 51 points and 26 rebounds on January 5, 2001 versus Indiana, both Sacramento-era single-game records. As a King, Webber was a four-time NBA All-Star and a five-time All-NBA Team selection. He averaged 23.5 ppg, 10.6 rpg, 4.8 apg, 1.51 spg and 1.47 bpg in 377 games with Sacramento. His jersey was lifted to the rafters on February 6, 2009 (Kings vs. Utah).



**6TH MAN (THE FANS):** The No. 6 jersey was retired to acknowledge the support of the Kings fans. The Kings have two of the highest consecutive sellout streaks in NBA history. A sellout streak of 497 games still stands as the fourth-longest sellout streak in NBA history. The milestone streak began on opening night in 1985, the first season the Kings played in Sacramento, and ended after the second game of the 1997-98 season. From November 26, 1999, to April 18, 2007, the Kings sold out 354 straight home contests, ranking eighth on the NBA's all-time sellout list. The team sold out every home game in the Golden 1 Center's opening season.



**BOBBY DAVIES:** Bobby Davies, known as the Harrisburg Houdini, played all 10 of his NBA seasons with the Rochester Royals (1945-46 - 1954-55). His two free throws in the final 40 seconds of regulation broke a 75-75 tie in the seventh and deciding game of the 1951 NBA Finals against New York, helping give the franchise its first and only NBA Championship. The four-time All-Star averaged 16.2 ppg, 2.9 rpg, and 6.0 apg in his best statistical season in 1951-52. A 6-1, 175 guard, Davies was inducted into the Hall of Fame in 1969.



**MAURICE STOKES:** The 6-7, 240 forward played all three of his seasons for the franchise, playing his first two seasons with Rochester (1955-56 - 1956-57) and his last with Cincinnati (1957-58). In his first season, Stokes was named NBA Rookie of the Year and was named to the All-NBA Second Team after posting team-highs of 16.8 ppg (11th in NBA), 16.3 rpg (2nd in NBA), and 4.9 apg (9th in NBA). An All-Star in all three seasons, Stokes averaged 16.4 ppg, 17.3 rpg, and 5.3 apg in 202 career games. His brilliant career was cut short when he was diagnosed with post-traumatic encephalopathy (brain injury damaging motor-control center) after a fall suffered three days earlier in a game against the Minneapolis Lakers (3/12/58).



**OSCAR ROBERTSON:** Known as the Big O, Oscar Robertson displayed an uncanny all-around game, finishing his 12-year NBA career with 25.7 ppg, 7.5 rpg, and 9.5 apg in 1,040 career games. He played 10 of his 14 NBA seasons with the Cincinnati Royals. His best season came in 1961-62 when the 6-5, 210 guard became the first player in NBA history to average a triple double for a season - 30.8 ppg, 12.5 rpg, 11.4 apg. He averaged 30 or more points in six of his first seven seasons in the league and 10 or more assists in five of his first seven seasons. Robertson, who led the league in assists in six seasons, ranks among the NBA's all-time leaders in scoring (10th), assists (6th), and points (12th). The 12-time All-Star was inducted into the Basketball Hall of Fame in 1979.




**PEJA STOJAKOVIC:** Drafted by the Kings in the first round (14th overall) of the 1996 NBA Draft, Peja Stojakovic went on to play 13 NBA seasons, eight with Sacramento, and finished his career as a three-time NBA All-Star, NBA Champion (2011 Dallas Mavericks) and the Kings' franchise leader in three-pointers made (1,070) and attempted (2,687) and free throw percentage (.893). He ranks in the top 10 in NBA history in several categories, including fifth in career free throw percentage (.895), 18th in three-pointers made (1,760), and tied for eighth with Steve Nash in playoff free throw percentage (.900). His #16 jersey was retired on December 16, 2014, during halftime of the Kings-Thunder game.

# KINGS RETIRED JERSEYS



**VLADE DIVAC:** Known for his craftiness on the court and his generosity off of it, Vlade Divac signed with the Kings as a free agent on January 22, 1999. Divac helped the Kings reach the NBA Playoffs in six straight seasons (1998-99 - 2003-04) while capturing two back-to-back Pacific Division titles (2001-02, 2002-03) and a franchise record 61 regular season wins in 2001-02. An All-Star in 2001, Divac played six of his 16 NBA seasons with the Kings, averaging 13.2 ppg, 7.8 rpg, 3.7 apg and 1.15 bpg in 454 games with Sacramento. He is one of 15 players in NBA history to amass 13,000 points, 9,000 rebounds and 1,500 blocks in a career. His jersey was retired on March 31, 2009 (Kings vs. New Orleans).



**JACK TWYMAN:** A 6-6 guard from Cincinnati, Jack Twyman played all 11 of his NBA seasons with the Kings franchise, two coming in Rochester (1955-56 and 1956-57) and the other nine seasons (1957-58 - 1965-66) in his hometown. Twyman averaged 14 or more points in his first 10 seasons and averaged 31.2 ppg, 8.9 rpg, and 3.5 apg during the 1959-60 regular season. In 1958-59, Twyman ranked second in the league in scoring, posting a 25.8 scoring average. Twyman twice scored 50 or more points in his career, including a 59-point performance versus Minneapolis (1/15/60), which still remains as the Kings' franchise single-game scoring record. Among franchise career leaders, Twyman ranks second in points (15,840), field goals made (6,237) and attempted (13,873), and free throws made (3,366) and attempted (4,325). The Hall of Fame inducted the six-time All-Star guard in 1982.



**SAM LACEY:** Sam Lacey, a 6-10, 235 pound forward out of New Mexico State, played 11 of his 13 NBA seasons with the Kings franchise. The first selection of the Royals in the 1970 NBA Draft, Lacey averaged a double-double in points and rebounds in his first six seasons in the league. Lacey stands as the franchise leader in games played (888) and rebounds (9,353). He ranks in second in minutes played (29,991), fifth in points (9,895) and fourth in field goals made (4,101) and field goals attempted (9,280).



# FIRST GAME IN SACRAMENTO ERA

SACRAMENTO KINGS VS. LA CLIPPERS

OCTOBER 25, 1985

ARCO ARENA, SACRAMENTO, CA

ATTENDANCE: 10,333

SCORE BY PERIODS	1	2	3	4	FINAL
LA CLIPPERS	21	21	37	29	108
SACRAMENTO	25	32	30	17	104

## FIRSTS IN SACRAMENTO KINGS BASKETBALL

**First basket:** Reggie Theus, Sacramento

**First rebound:** LaSalle Thompson, Sacramento

**First assist:** Otis Thorpe, Sacramento

**First steal:** Derek Smith, LA Clippers

**First free throw:** LaSalle Thompson, Sacramento

**First block:** James Donaldson, LA Clippers

### VISITORS: LA CLIPPERS

PLAYER	FG	FGA	FT	FTA	REB	PTS
Cedric Maxwell	4	10	7	8	8	15
Marques Johnson	9	16	2	2	1	20
James Donaldson	2	7	3	4	15	7
Derek Smith	14	19	8	14	6	36
Franklin Edwards	5	10	6	6	2	16
Michael Cage	2	4	1	2	3	5
Jamaal Wilkes	1	7	2	2	3	4
Junior Bridgeman	0	2	0	0	0	0
Benoit Benjamin	1	2	1	2	4	3
Lancaster Gordon	1	2	0	0	0	2
Jay Murphy	0	1	0	0	0	0
TOTALS	39	80	30	40	42	108

3-POINT FG: (0-0)

### HOME: SACRAMENTO

PLAYER	FG	FGA	FT	FTA	REB	PTS
Eddie Johnson	7	18	5	7	4	19
Otis Thorpe	5	6	3	6	7	13
LaSalle Thompson	4	8	3	6	13	11
Reggie Theus	9	15	6	6	4	24
Larry Drew	6	14	0	0	2	12
Mark Olberding	0	5	3	8	3	3
Mike Woodson	5	11	2	4	1	12
Rich Kelley	1	3	2	2	5	4
Joe Kleine	2	4	2	2	5	4
Carl Henry	0	1	0	0	1	0
Michael Adams	0	0	0	0	0	0
David Cooke		0	3	0	0	3
0						
TOTALS	39	88	26	41	48	104

3-PT FG: Johnson 0-1, Theus 0-1 (Total 0-2)



**OSCAR ROBERTSON**  
1961 NBA ALL-STAR GAME MVP



**MITCH RICHMOND**  
1995 NBA ALL-STAR GAME MVP



**JERRY LUCAS**  
1965 NBA ALL-STAR GAME MVP

## BY THE NUMBERS

**PARTICIPANTS IN ALL-STAR GAME:** 25 (8 in Sac-era - Mitch Richmond, Chris Webber, Vlade Divac, Peja Stojakovic, Brad Miller, DeMarcus Cousins, De'Aaron Fox, Domantas Sabonis)

**MOST ALL-STAR GAME APPEARANCES:** 10, Oscar Robertson (6, Mitch Richmond)

**MOST STARTS 10:** Oscar Robertson (Webber 2, Divac 1, Richmond 1)

**ALL-STAR GAME STARTERS:** 9

**TOTAL ALL-STAR GAME APPEARANCES:** 76

## ALL-STAR GAME PARTICIPANTS

Archibald, Nate	1973*, 75*, 76
Birdsong, Otis	1979, 80, 81
Coleman, Jack	1955
Cousins, DeMarcus	2015, 16, 17
Davies, Bob	1951*, 52*, 53, 54
De'Aaron Fox	2023
Divac, Vlade	2001
Domantas Sabonis	2023
Embry, Wayne	1961, 62, 63, 64, 65
Green, Johnny	1971
Lacey, Sam	1975
Lucas, Jerry	1964*, 65* (MVP), 66*, 67, 68*, 69*
Miller, Brad	2004
Regan, Richie	1957
Richmond, Mitch	1993, 94*, 95 (MVP), 96, 97, 98
Risen, Arnie	1952, 53, 54, 55
Robertson, Oscar	1961* (MVP), 62*, 63*, 64* (MVP), 65*, 66*, 67*, 68*, 69* (MVP), 70*
Smith, Adrian	1966 (MVP)
Stojakovic, Peja	2002, 03, 04
Stokes, Maurice	1956, 57*, 58
Twyman, Jack	1957, 58*, 59, 60*, 62, 63*
Van Arsdale, Tom	1971, 72
Wanzer, Bobby	1952*, 53*, 54*, 55*, 56*
Webber, Chris	2000, 01*, 02*, 03+
Wedman, Scott	1976

\*Started that year's game  
+Named, but could not play due to injury

## ALL-STAR GAME COACHES

Bobby Wanzer (Cincinnati)	1957
Rick Adelman (Sacramento)	2001
Rick Adelman (Sacramento)	2003



**De'AARON FOX & DOMANTAS SABONIS**  
2023 NBA All-Star Game



# KINGS AT ALL-STAR WEEKEND

## ALL-STAR ROOKIE/SOPHOMORE GAME PARTICIPANTS

1994	Bobby Hurley - Honorary Coach
1995	Brian Grant Michael Smith
1996	Tyus Edney
1998	Michael Stewart
2000	Jason Williams
2002	Hedo Turkoglu
2010	Tyreke Evans (MVP) Omri Casspi
2011	Tyreke Evans* DeMarcus Cousins
2012	DeMarcus Cousins
2013	Isaiah Thomas
2018	Bogdan Bogdanovic (MVP) De'Aaron Fox Buddy Hield
2019	Marvin Bagley III Bogdan Bogdanovic De'Aaron Fox
2021	Tyrese Haliburton**
2022	Davion Mitchell Tyrese Haliburton
2023	Keegan Murray

\* Evans named to Sophomore Team but due to injury did not participate  
 \*\*Haliburton named to Rising Stars U.S. Team but game was not played due to limited All-Star events.



**TYREKE EVANS**  
2010 T-MOBILE ROOKIE CHALLENGE MVP



**GERALD WALLACE**  
2002 NBA SLAM DUNK CONTEST



**HEDO TURKOGLU, TICHA PENICHEIRO, SARUNAS MARCIULIONIS, TOM CAVANAUGH**  
2002 INAUGURAL 3-ON-3 HOOP-IT-UP CHAMPIONS

## 3-POINT SHOOTOUT PARTICIPANTS

1991	Danny Ainge
1992	Jim Les, Mitch Richmond
1994	Mitch Richmond
2001	Peja Stojakovic (runner-up)
2002	Peja Stojakovic (Champion)
2003	Peja Stojakovic (Champion)
2004	Peja Stojakovic (runner-up)
2019	Buddy Hield
2020	Buddy Hield (Champion)
2023	Kevin Huerter

## SLAM DUNK CONTEST PARTICIPANTS

1986	Terry Tyler
1990	Kenny Smith (runner-up)
2002	Gerald Wallace (runner-up)
2014	Ben McLemore

## SKILLS CHALLENGE

2016	DeMarcus Cousins
2018	Buddy Hield
2019	De'Aaron Fox

## 2-BALL PARTICIPANTS

1998	Mitch Richmond/Ruthie Bolton-Holifield
2000	Jason Williams/Yolanda Griffith
2001	Peja Stojakovic/Ruthie Bolton-Holifield (Champion)

## 3-ON-3 HOOP-IT-UP PARTICIPANTS

2002	Hedo Turkoglu (Kings), Ticha Penicheiro, (Monarchs), Sarunas Marciulionis(former King) Tom Cavanaugh (actor, NBC's 'Ed')
------	--

(Champion)

## H.O.R.S.E. PARTICIPANTS

2010	Omri Casspi
------	-------------

## SHOOTING STARS PARTICIPANTS

2010	Tyreke Evans, Chris Webber, Nicole Powell
------	---



**RICK ADELMAN AND KINGS COACHING STAFF WITH 2003 WESTERN CONFERENCE ALL-STARS**



**BEN McLEMORE**  
2014 NBA SLAM DUNK CONTEST



# KINGS HONORS



**OSCAR ROBERTSON**  
1963-64 MVP



**BOBBY JACKSON**  
2002-03 6TH MAN



**TYREKE EVANS**  
2009-10 ROY

## YEARLY AWARDS

### MOST VALUABLE PLAYER

1963-64 Oscar Robertson (Cincinnati)

### COACH OF THE YEAR

1974-75 Phil Johnson (KC-Omaha)  
1978-79 Cotton Fitzsimmons (Kansas City)  
2022-23 Mike Brown (Sacramento)\*

### SIXTH MAN OF THE YEAR

2002-03 Bobby Jackson (Sacramento)

### EXECUTIVE OF THE YEAR

1972-73 Joe Axelson (KC-Omaha)  
1998-99 Geoff Petrie (Sacramento)  
2000-01 Geoff Petrie (Sacramento)  
2022-23 Monte McNair (Sacramento)

### ROOKIE OF THE YEAR

1955-56 Maurice Stokes (Rochester)  
1960-61 Oscar Robertson (Cincinnati)  
1963-64 Jerry Lucas (Cincinnati)  
1978-79 Phil Ford (Kansas City)  
2009-10 Tyreke Evans (Sacramento)

### ALL-NBA TEAM SELECTIONS

1948-49 1st Bob Davies (Rochester)  
2nd Arnie Risen (Rochester)  
1949-50 1st Bob Davies (Rochester)  
1950-51 1st Bob Davies (Rochester)  
1951-52 1st Bob Davies (Rochester)  
2nd Bobby Wanzer (Rochester)  
1952-53 2nd Bob Davies (Rochester)  
2nd Bobby Wanzer (Rochester)  
1953-54 2nd Bobby Wanzer (Rochester)  
1955-56 2nd Maurice Stokes (Rochester)  
1956-57 2nd Maurice Stokes (Rochester)  
1957-58 2nd Maurice Stokes (Cincinnati)  
1959-60 2nd Jack Twyman (Cincinnati)

1960-61 1st Oscar Robertson (Cincinnati)  
1961-62 1st Oscar Robertson (Cincinnati)  
2nd Jack Twyman (Cincinnati)  
1962-63 1st Oscar Robertson (Cincinnati)  
1963-64 1st Oscar Robertson (Cincinnati)  
2nd Jerry Lucas (Cincinnati)  
1964-65 1st Oscar Robertson (Cincinnati)  
1st Jerry Lucas (Cincinnati)  
1965-66 1st Oscar Robertson (Cincinnati)  
1st Jerry Lucas (Cincinnati)  
1966-67 1st Oscar Robertson (Cincinnati)  
2nd Jerry Lucas (Cincinnati)  
1967-68 1st Oscar Robertson (Cincinnati)  
1st Jerry Lucas (Cincinnati)  
1968-69 1st Oscar Robertson (Cincinnati)  
1969-70 2nd Oscar Robertson (Cincinnati)  
1971-72 2nd Nate Archibald (Cincinnati)  
1972-73 1st Nate Archibald (KC-Omaha)  
1974-75 1st Nate Archibald (KC-Omaha)  
1975-76 1st Nate Archibald (Kansas City)  
1978-79 2nd Phil Ford (Kansas City)  
1979-80 3rd Phil Ford (Kansas City)  
1980-81 2nd Otis Birdsong (Kansas City)  
1993-94 2nd Mitch Richmond (Sacramento)  
1994-95 2nd Mitch Richmond (Sacramento)  
1995-96 3rd Mitch Richmond (Sacramento)  
1996-97 2nd Mitch Richmond (Sacramento)  
1997-98 3rd Mitch Richmond (Sacramento)  
1998-99 2nd Chris Webber (Sacramento)  
1999-00 3rd Chris Webber (Sacramento)  
2000-01 1st Chris Webber (Sacramento)  
2001-02 2nd Chris Webber (Sacramento)  
2002-03 2nd Chris Webber (Sacramento)  
2003-04 2nd Peja Stojakovic (Sacramento)  
2014-15 2nd DeMarcus Cousins (Sacramento)  
2015-16 2nd DeMarcus Cousins (Sacramento)  
2022-23 3rd De'Aaron Fox (Sacramento)  
3rd Domantas Sabonis (Sacramento)

### ALL-DEFENSIVE TEAM

1970-71 2nd Norm Van Lier (Cincinnati)  
1976-77 2nd Brian Taylor (Kansas City)  
1979-80 2nd Scott Wedman (Kansas City)  
2000-01 2nd Doug Christie (Sacramento)  
2001-02 2nd Doug Christie (Sacramento)  
2002-03 1st Doug Christie (Sacramento)  
2003-04 2nd Doug Christie (Sacramento)  
2005-06 1st Ron Artest (Sacramento)

### ALL-ROOKIE TEAM

1963-64 1st Jerry Lucas (Cincinnati)  
1973-74 1st Ron Behagen (KC-Omaha)  
1974-75 1st Scott Wedman (KC-Omaha)  
1978-79 1st Phil Ford (Kansas City)  
1987-88 1st Kenny Smith (Sacramento)  
1990-91 1st Lionel Simmons (Sacramento)  
2nd Travis Mays (Sacramento)  
1992-93 2nd Walt Williams (Sacramento)  
1994-95 1st Brian Grant (Sacramento)  
1995-96 2nd Tyus Edney (Sacramento)  
1998-99 1st Jason Williams (Sacramento)  
2000-01 2nd Hedo Turkoglu (Sacramento)  
2009-10 1st Tyreke Evans (Sacramento)  
2010-11 1st DeMarcus Cousins (Sacramento)  
2011-12 2nd Isaiah Thomas (Sacramento)  
2015-16 2nd Willie Cauley-Stein (Sacramento)  
2016-17 1st Buddy Hield (Sacramento)  
2017-18 2nd Bogdan Bogdanovic (Sacramento)  
2018-19 1st Marvin Bagley III (Sacramento)  
2020-21 1st Tyrese Haliburton (Sacramento)  
2022-23 1st Keegan Murray (Sacramento)

\*Denotes chosen by unanimous decision

# KINGS HONORS

## J. WALTER KENNEDY CITIZENSHIP AWARD

Vlade Divac 1999-2000

## PACIFIC DIVISION SPORTSMANSHIP AWARD

Mitch Richmond 1996-97

## ALL-INTERVIEW TEAM

Chris Webber 1999-00  
Chris Webber 2000-01  
Chris Webber 2002-03 (1st Team)

## MONTHLY/WEEKLY AWARDS

### PLAYER OF THE MONTH

Larry Drew December 1982  
Chris Webber January 2002  
Chris Webber December 2002  
Peja Stojakovic November 2003  
Chris Webber January 2005

### COACH OF THE MONTH

Garry St. Jean November 1995  
Rick Adelman January 2002  
Rick Adelman January 2004  
Mike Brown February 2023

### ROOKIE OF THE MONTH

Lionel Simmons December 1990  
Lionel Simmons February 1991  
Brian Grant January 1995  
Tyreke Evans October/November 2009  
Tyreke Evans December 2009  
Isaiah Thomas February 2012  
Isaiah Thomas March 2012  
Ben McLemore November 2013  
Buddy Hield March 2017  
Tyrese Haliburton December/January 2021,  
February 2021  
Keegan Murray December 2022  
January 2023

### HOMETOWN HERO OF THE MONTH

Lawrence Funderburke December 2000  
Vlade Divac June 2001  
Chris Webber February 2003

## PLAYER OF THE WEEK

Phil Ford November 18, 1979  
Scott Wedman January 6, 1980  
Otis Birdsong October 26, 1980  
Phil Ford January 25, 1981  
Eddie Johnson November 6, 1983  
Otis Thorpe January 20, 1987  
Harold Pressley April 11, 1988  
Lionel Simmons February 18, 1991  
Mitch Richmond January 27, 1997  
Chris Webber April 25, 1999  
Chris Webber January 3, 2000  
Chris Webber January 18, 2000  
Chris Webber December 11, 2000  
Chris Webber January 22, 2001  
Chris Webber January 7, 2002  
Chris Webber December 15, 2002  
Peja Stojakovic March 23, 2003  
Peja Stojakovic December 14, 2003  
Brad Miller January 31, 2005  
Mike Bibby February 28, 2005  
Mike Bibby March 13, 2006  
Kevin Martin March 4, 2007  
Brad Miller February 4, 2008  
DeMarcus Cousins January 13, 2014  
DeMarcus Cousins November 24, 2014  
DeMarcus Cousins November 16, 2015  
DeMarcus Cousins January 25, 2016  
DeMarcus Cousins January 30, 2017  
De'Aaron Fox February 8, 2021  
De'Aaron Fox March 29, 2021  
De'Aaron Fox November 21, 2022  
Domantas Sabonis January 16, 2023  
Domantas Sabonis March 13, 2023  
Domantas Sabonis March 20, 2023

## KINGS-ROYALS IN THE HALL OF FAME

Nate Archibald 1970-71 thru 1975-76  
Inducted 1990  
Al Cervi 1945-46 thru 1947-48  
Inducted 1984  
Vlade Divac 1998-99 thru 2003-04  
Inducted 2019  
Bob Davies 1945-46 thru 1954-55  
Inducted 1969  
Wayne Embry 1958-59 thru 1965-66  
Inducted 1999  
Alex Hannum 1951-52 thru 1953-54  
Inducted 1998  
Red Holzman 1945-46 thru 1952-53  
Inducted 1985  
Clyde Lovellette 1957-58  
Inducted 1987

Jerry Lucas 1963-64 thru 1969-70  
Inducted 1979  
Mitch Richmond 1991-92 thru 1997-98  
Inducted 2014  
Arnie Risen 1948-49 thru 1954-55  
Inducted 1998  
Oscar Robertson 1960-61 thru 1969-70  
Inducted 1979  
Maurice Stokes 1955-56 thru 1957-58  
Inducted 2004  
Jack Twyman 1955-56 thru 1965-66  
Inducted 1982  
Bobby Wanzer 1948-49 thru 1956-57  
Inducted 1986

## COACHES

Rick Adelman 1998-99 thru 2005-06  
Inducted 2021  
Pete Carril (asst.) 1996-97-2005-06, 2009-10-2011-12  
Inducted 1997  
Bob Cousy 1969-70 thru 1973-74  
Inducted 1970  
Lester Harrison 1945-46 thru 1954-55  
Inducted 1979  
Willis Reed (asst.) 1987-88  
Inducted 1981  
Bill Russell 1987-88 thru 1989-90  
Inducted 1974 (Player),  
2021 (Coach)  
Bobby Wanzer 1948-49 thru 1956-57  
Inducted 1986

## RETIRED NUMBERS

1 Nate Archibald  
2 Mitch Richmond  
4 Chris Webber  
6 Sixth man (Fan)  
11 Bobby Davies  
12 Maurice Stokes  
14 Oscar Robertson  
16 Peja Stojakovic  
21 Vlade Divac  
27 Jack Twyman  
44 Sam Lacey



MITCH RICHMOND



CHRIS WEBBER



VLADE DIVAC



# KINGS FIRST-ROUND DRAFT CHOICES

YEAR	PLAYER	SCHOOL/FROM	HT	POS	OVERALL
2023	Olivier-Maxence Prosper (traded to Dallas)	Marquette	6-8	F	24
2023	Jordan Walsh (traded to Boston)	Arkansas	6-7	F	38
2023	Jalen Slawson	Furman	6-7	F	54
2022	Keegan Murray	Iowa	6-8	F	4
2021	Davion Mitchell	Butler	6-2	G	9
2020	Tyrese Haliburton	Iowa State	6-4 1/2	G	12
2019	No first round selection				
2018	Marvin Bagley III	Duke	6-11	F	2
2017	De'Aaron Fox	Kentucky	6-5	G	5
2017	Zach Collins (traded to Portland)	Gonzaga	7-0	C	10
2017	Frank Mason III	Kansas	5-11	G	34
2016	Marquese Chriss (traded to Phoenix)	Washington	6-10	F	8
2015	Willie Cauley-Stein	Kentucky	7-0	C	6
2014	Nik Stauskas	Michigan	6-6	G	8
2013	Ben McLemore	Kansas	6-5	G	7
2012	Thomas Robinson	Kansas	6-10	F	5
2011	Bismack Biyombo (traded to Charlotte)	Democratic Republic of the Congo	6-9	C-F	7
2010	DeMarcus Cousins	Kentucky	6-11	F-C	5
2009	Tyreke Evans	Memphis	6-6	G	4
2009	Omri Casspi	Maccabi Tel Aviv (Israel)	6-9	F	23
2008	Jason Thompson	Rider	6-11	F	12
2007	Spencer Hawes	Washington	7-0	C	10
2006	Quincy Douby	Rutgers	6-3	G	19
2005	Francisco Garcia	Louisville	6-7	G	23
2004	Kevin Martin	Western Carolina	6-7	G	26
2003	No first round selection				
2002	Dan Dickau (traded to Atlanta)	Gonzaga	6-0	G	28
2001	Gerald Wallace	Alabama	6-7	F	25
2000	Hidayet Turkoglu	Efes Pilsen (Turkey)	6-9	G-F	16
1999	No first round selection				
1998	Jason Williams	Florida	6-1	G	7
1997	Olivier Saint-Jean (Abdul-Wahad)	San Jose State	6-6	G-F	11
1996	Predrag Stojakovic	PAOK (Greece)	6-9	G-F	14
1995	Corliss Williamson	Arkansas	6-7	F	13
1994	Brian Grant	Xavier (OH)	6-9	F	8
1993	Bobby Hurley	Duke	6-0	G	7
1992	Walt Williams	Maryland	6-8	G-F	7
1991	Billy Owens	Syracuse	6-9	F	3
1991	Pete Chilcutt	North Carolina	6-10	F-C	27
1990	Lionel Simmons	La Salle	6-8	F	7
1990	Travis Mays	Texas	6-2	G	14
1990	Duane Causwell	Temple	7-0	C	18
1990	Anthony Bonner	St. Louis	6-8	F	23
1989	Pervis Ellison	Louisville	6-9	F-C	1
1988	Ricky Berry	San Jose State	6-8	G	18
1987	Kenny Smith	North Carolina	6-3	G	6
1986	Harold Pressley	Villanova	6-7	G-F	17
1985	Joe Kleine	Arkansas	6-11	C	6
1984	Otis Thorpe	Providence	6-10	F	9
1983	Ennis Whatley *	Alabama	6-3 1/2	G	13
1982	LaSalle Thompson	Texas	6-10	C	5
1982	Brook Steppe	Georgia Tech	6-5	G	17
1981	Steve Johnson	Oregon State	6-10	C	7
1981	Kevin Loder	Alabama State	6-6	G-F	17
1980	Charles "Hawkeye" Whitney	North Carolina State	6-5 1/2	F-G	16
1979	Reggie King	Alabama	6-6	F	18
1978	Phil Ford	North Carolina	6-1	G	2
1978	Mike Evans **	Kansas State	6-1	G	21
1977	Otis Birdsong	Houston	6-4	G	2
1976	Richard Washington	UCLA	6-11	F	3
1975	Bill Robinzine	DePaul	6-7	F	10
1975	Bob Bigelow	Pennsylvania	6-7	F-G	13
1974	Scott Wedman	Colorado	6-7	F	6
1973	Ron Behagen	Minnesota	6-8	F	7
1972	Nate Williams #	Utah State	6-5	F	-
1971	Ken Durrett	La Salle	6-7	F	4
1970	Sam Lacey	New Mexico State	6-10	C	5
1969	Herm Gilliam	Purdue	6-3	G	8
1968	Don Smith (Abdul-Aziz)	Iowa State	6-9	C-F	5
1967	Mel Daniels # *	New Mexico	6-10	C-F	9
1966	Walt Wesley	Kansas	6-11	C	6
1965	Nate Bowman	Wichita State	6-10	C	6
1964	George Wilson	Cincinnati	6-8	F	T
1963	Thomas Thacker	Cincinnati	6-2	G	T
1962	Jerry Lucas	Ohio State	6-8	F-C	T
1961	Larry Siegfried	Ohio State	6-4	F	3
1960	Oscar Robertson	Cincinnati	6-5	G	T
1959	Bob Boozer	Kansas State	6-8	F	1
1958	Archie Dees	Indiana	6-8	C	2
1957	Rod Hundley	West Virginia	6-4	G	1
1956	Si Green	Duquesne	6-2	G	-
1955	Bob Armstrong	Michigan State	6-8	F	-
1954	Tom Marshall	Western Kentucky	6-4	F	-
1953	Richie Regan	Seton Hall	6-2	F	-
1952	Chuck Darling	Iowa	n/a	n/a	-
1951	Sam Ranzino	North Carolina State	6-1	F	-
1950	Joe McNamee	San Francisco	6-6	C	-
1949	Frank Saul	Seton Hall	6-2	F	-
1948	Bill Gabor	Syracuse	6-0	G	-

T Territorial draft pick  
 \* Drafted for Chicago in exchange for Mark Olberding  
 \*\* Drafted by Denver for KC in exchange for a 1979 second-round pick  
 # Acquired in the 1971 supplemental draft  
 #\* Signed in ABA



# HISTORY OF KINGS DRAFT

## 1970 DRAFT

- 1st Sam Lacey – New Mexico State
- 2nd A | Nate Archibald – Texas-El Paso  
B | Doug Cook – Davidson
- 3rd Greg Hyder – Eastern New Mexico
- 4th Wade Fuller – Loyola at Chicago
- 5th Uluss Thompson – Wiley College
- 6th Charles Bishop – Louisiana Tech
- 7th Mike Bernard – Kentucky State
- 8th Joel McBride – Augusta College
- 9th Bob Mabry – Rio Grande (OH)
- 10th Carl Johnson – Gustavus Adolphus
- 11th Ted Hillary – St. Joseph's (IN)
- 12th Reggie Roach – Virginia State
- 13th Larry Gray – Huston-Pillston
- 14th Andy Jennings – Alderson Broaddus
- 15th Mike Neer – Washington & Lee
- 16th Paul Favorite – Georgetown

## 1971 DRAFT

- 1st Ken Durrett – La Salle
- 2nd A | John Mengelt – Auburn  
B | Joe Bergman – Creighton
- 3rd Rich Yunkus – Georgia Tech
- 4th Sid Catlett – Notre Dame
- 5th A | Jim Guymond –  
Eastern New Mexico  
B | Tyrone Marioneaux – Loyola of Louis.
- 6th Gil McGregor – Wake Forest
- 7th Ollie Shannon – Minnesota
- 8th Frank Fitzgerald – Boston College

## 1972 DRAFT

- 2nd A | Sam Sibert – Kentucky State  
B | Mike Ratliff – Eau Claire State
- 3rd Ron Riley – USC
- 4th Frank Schade – Eau Claire State
- 5th Dave Bustion – Denver
- 6th Jerry Crocker – Guilford College (NC)
- 7th Mike Sneed – Fayetteville
- 8th Jerry Clack – Oklahoma
- 9th Steve McMahon – Merrimack College
- 10th David Hall – Kansas State
- 11th Floyd Mathew – Northern Arizona
- 12th Len Baltimore – George Washington
- 13th Kent Scott – Pittsburgh
- 14th Bob Allen – Missouri
- 15th Mike Jefferies – Oklahoma State
- 16th Mike Peterson – Nebraska

## 1973 DRAFT

- 1st Ron Behagen – Minnesota
- 2nd A | Mike D'Antoni – Marshall  
B | Larry McNeill – Marquette
- 5th M.L. Carr – Guilford College (NC)
- 6th Mike Quick – San Francisco
- 7th Mike Jeffries – Missouri
- 8th Mike Williams – Kentucky Wesleyan
- 9th James Brown – Dartmouth
- 10th Ernie Kusyner – Kansas State

## 1974 DRAFT

- 1st Scott Wedman – Colorado
- 2nd Len Kosmalski – Tennessee
- 4th Lloyd Batts – Cincinnati
- 5th Terry Compton – Vanderbilt
- 6th Ron Kennedy – Arizona
- 7th Mark Browne – Missouri
- 8th Richie O'Connor – Fairfield
- 9th Jeff Dawson – Illinois
- 10th Dennis White – Arkansas

## 1975 DRAFT

- 1st A | Bill Robinzine – DePaul  
B | Bob Bigelow – Penn
- 2nd Glen Hansen – LSU
- 3rd Bob Guyette – Kentucky
- 4th Kevin Cleuss – St. John's (NY)
- 5th Ed Stahl – North Carolina
- 5th Clint Chapman – USC
- 7th Wayne Croft – Clemson
- 8th Jim Bostic – New Mexico State

## 1976 DRAFT

- 1st Richard Washington – UCLA
- 4th Clarence Ramsey – Washington
- 5th Willie Hodge – Duke
- 6th Andre McCarter – UCLA
- 7th Craig Prosser – Canisius
- 8th Mike Davis – Bradley
- 9th Dave Logan – Colorado
- 10th Harry Bailey – N. Texas State

## 1977 DRAFT

- 1st Otis Birdsong – Houston
- 2nd Eddie Owens – UNLV
- 3rd A | Bill Paterno – Notre Dame  
B | John Kuester – North Carolina
- 4th Larry Williams – Texas Southern
- 5th Bob Chapman – Michigan State
- 6th Bob Cooper – Providence
- 7th Bruce Jenner – Graceland College (IA)

## 1978 DRAFT

- 1st Phil Ford – North Carolina
- 3rd Jeff Cook – Idaho State
- 4th Geff Crompton – North Carolina
- 5th Derick Claiborne – Massachusetts
- 6th Jim Krivacs – Texas
- 7th Charles McMillan – N. Texas State
- 8th Ron Hammye – Bowling Green

## 1979 DRAFT

- 1st Reggie King – Alabama
- 3rd Terry Crosby – Tennessee
- 4th John McCullough – Oklahoma
- 5th Curtis Watkins – DePaul
- 6th Bob Roma – Princeton
- 7th Nick Daniels – Xavier (OH)
- 8th Tony Vann – Alabama-Huntsville
- 9th Gary Wilson – Southern Illinois
- 10th Russell Saunders – New Mexico

## 1980 DRAFT

- 1st Hawkeye Whitney – N.C. State
- 3rd Tony Murphy – Southern (LA)
- 5th Kelvin Blakely – Eastern Michigan
- 6th Trent Grooms – Kent State
- 7th Arnold McDowell – Montana State
- 8th Selected ineligible player
- 9th Charlie Cole – Delta State
- 10th Selected ineligible player

## 1981 DRAFT

- 1st A | Steve Johnson – Oregon State  
B | Kevin Loder – Alabama State
- 2nd Eddie Johnson – Illinois
- 3rd Curtis Berry – Missouri
- 4th A | Kenneth Dennard – Duke  
B B.B. Davis – Lamar
- 5th U.S. Reed – Arkansas
- 6th Brian Walker – Purdue
- 7th Clinton Wheeler – Wm. Paterson (NJ)
- 8th Randy Smithson – Wichita State
- 9th Mike Perry – Richmond
- 10th Mark Wilson – Fort Hays State (KS)

## 1982 DRAFT

- 1st A | LaSalle Thompson – Texas  
B | Brook Steppe – Georgia Tech
- 3rd Jim Johnstone – Wake Forest
- 4th Mike Sanders – UCLA
- 5th Ken Simpson – Grambling
- 6th Poncho Wright – Louisville
- 7th Perry Range – Illinois
- 8th Ed Nealy – Kansas State
- 9th Jack Moore – Nebraska
- 10th Robert Estes – Iowa State

## 1983 DRAFT

- 1st Ennis Whately – Alabama +
- 2nd Chris McNealy – San Jose State %
- 3rd Steve Harriel – Washington State
- 4th Mike Jackson – Wyoming
- 5th Lorenza Andrews – Oklahoma State
- 6th Alvis Rogers – Wake Forest
- 7th Dane Suttle – Pepperdine
- 8th Preston Neumayr – UC Davis
- 9th Bernard Hill – Panhandle State (OK)
- 10th Aaron Haskins – Washington State  
+ Traded to Chicago for Mark Olberding  
% Traded to Chicago for Larry Micheaux

## 1984 DRAFT

- 1st Otis Thorpe – Providence
- 3rd A | Roosevelt Chapman – Dayton  
B | Jeff Allen – St. John's (NY)
- 4th Carl Henry – Kansas
- 5th Jim Foster – South Carolina
- 6th Bruce Vanley – Tulsa
- 7th Chipper Harris – Robert Morris
- 8th Nate Rollins – Fort Hays State (KS)
- 9th Greg Turner – Auburn
- 10th Victor Coleman – NW Missouri St.

## 1985 DRAFT

- 1st Joe Kleine – Arkansas
- 3rd A | Charles Bradley – South Florida  
B | Michael Adams – Boston College
- 4th Willie Simmons – Louisiana Tech
- 5th Bob Lojewski – St. Joseph's (PA)
- 6th Charles Balentine – Arkansas
- 7th Alton Lee Gipson – Florida State

## 1986 DRAFT

- 1st Harold Pressley – Villanova
- 2nd Johnny Rogers – UC Irvine
- 3rd Bruce Douglas – Illinois
- 4th A | Alvin Franklin – Houston  
B | Bob Beecher – Virginia Tech
- 5th Keith Morrison – Washington State
- 6th John Flowers – UNLV
- 7th Ron Rankin – SE Missouri State

## 1987 DRAFT

- 1st Kenny Smith – North Carolina
- 3rd Sven Meyer – Oregon
- 4th Joe Arlauckas – Niagara
- 5th Vernon Carr – Michigan State
- 6th Daryl Thomas – Indiana
- 7th Scott Aduabato – Upsala College (NJ)

## 1988 DRAFT

- 1st Ricky Berry – San Jose State
- 2nd Vinny Del Negro – N.C. State

# HISTORY OF KINGS DRAFT



YR	RD	NO	PLAYER	POS	HT/WT	CLASS	COLLEGE/FROM
1989	1	1	Pervis Ellison	PF/C	6-9/210	Senior	Louisville
	2		NONE				
1990	1	7	Lionel Simmons	SF	6-7/210	Senior	LaSalle
	1	14	Travis Mays	PG	6-2/190	Senior	Texas
	1	18	Duane Causwell	C	7-0/240	Senior	Temple
	1	23	Anthony Bonner	PF	6-8/215	Senior	Saint Loius
	2	40	Bimbo Coles*	PG	6-1/180	Senior	Virginia Tech
1991	1	3	Billy Owens	SF	6-9/225	Junior	Syracuse
	1	27	Pete Chilcutt	PF	6-10/230	Senior	North Carolina
	2	31	Randy Brown	PG/SG	6-3/190	Senior	New Mexico State
	2	42	Steve Hood	SF	6-7/185	Senior	James Madison
1992	1	7	Walt Williams	SF	6-8/220	Senior	Maryland
	2	54	Brett Roberts	SF	6-8/230	Senior	Morehead State
1993	1	7	Bobby Hurley	PG	6-0/160	Senior	Duke
	2	31	Evers Burns	PF	6-8/220	Senior	Maryland
	2	44	Alex Holcombe	PF	6-9/244	Senior	Baylor
	2	52	Mike Peplowski	PF	6-11/270	Senior	Michigan State
1994	1	8	Brian Grant	PF	6-9/254	Senior	Xavier
	2	35	Michael Smith	PF	6-8/230	Senior	Providence
	2	51	Lawrence Funderburke	PF	6-9/230	Senior	Ohio State
1995	1	13	Corliss Williamson	SF	6-7/245	Junior	Arkansas
	2	47	Tyus Edney	PG	5-10/152	Senior	UCLA
	2	51	Dejan Bodiroga	SF	6-8/217	N/A	Stefanel Milano (Italy)
1996	1	14	Peja Stojakovic	SF	6-9/230	N/A	PAOK (Greece)
	2	41	Jason Sasser*	SF	6-7/214	Senior	Texas Tech
* Sasser's draft rights were traded to Portland for future considerations							
1997	1	11	Olivier Saint-Jean	SG/SF	6-6/223	Senior	San Jose State
	2	40	Anthony Johnson	PG	6-3/190	Senior	College of Charleston
1998	1	7	Jason Williams	PG	6-1/190	Junior	Florida
	2	36	Jerome James	C	7-0/315	Junior	Florida A&M
1999	1		NONE				
	2	45	Ryan Robertson	PG/SG	6-5/190	Senior	Kansas
2000	1	16	Hedo Turkoglu	SF	6-8/220	N/A	Efes Pilsen (Turkey)
	2	45	Jabari Smith	PF	6-11/250	Senior	Louisiana State
2001	1	25	Gerald Wallace	SF/SG	6-7/210	Freshman	Alabama
	2	55	Maurice Jeffers	SG/PG	6-4/195	Senior	Saint Louis
2002	1	28	Dan Dickau*	PG	6-0/170	Senior	Gonzaga
	2	60	Corsley Edwards	PF	6-9/295	Senior	Central Connecticut State
*Dickau's draft rights were traded to Atlanta for future considerations							
2003	1		NONE				
	2		NONE				
2004	1	26	Kevin Martin	SG	6-7/185	Junior	Western Carolina
	2	49	Ricky Minard	SG	6-4/200	Senior	Morehead State
2005	1	23	Francisco Garcia	SG	6-7/195	Junior	Louisville
	2		NONE				
2006	1	19	Quincy Douby	PG/SG	6-3/175	Junior	Rutgers
	2		NONE				
2007	1	10	Spencer Hawes	C	7-0/230	Freshman	Washington
	2		NONE				

# HISTORY OF KINGS DRAFT

YR	RD	NO	PLAYER	POS	HT/WT	CLASS	COLLEGE/FROM
2008	1	12	Jason Thompson	PF	6-11/250	Senior	Rider
	2	42	Sean Singletary	PG	6-0/184	Senior	Virginia
	2	43	Patrick Ewing Jr.	SF	6-7/225	Senior	Georgetown
2009	1	4	Tyreke Evans	SG/PG	6-5/195	Freshman	Memphis
	1	23	Omri Casspi	F	6-9/225	N/A	Maccabi Tel Aviv (Israel)
	2	31	Jeff Pendergraph*	PF	6-9/230	Senior	Arizona State
	2	38	Jon Brockman	PF	6-7/255	Senior	Washington
* Pendergraph's draft rights were traded to Portland for Brockman's draft rights, Sergio Rodriguez, and cash considerations							
2010	1	5	DeMarcus Cousins	C	6-11/270	Freshman	Kentucky
	2	33	Hassan Whiteside	C	7-0/235	Freshman	Marshall
2011	1	7	Bismack Biyombo*	PF	6-9/240	N/A	Fuenlabrada (Spain)
	2	35	Tyler Honeycutt	SF	6-8/180	Sophomore	UCLA
	2	60	Isaiah Thomas	PG	5-9/185	Junior	Washington
	1	10	Jimmer Fredette	PG/SG	6-2/195	Senior	Brigham Young
*In a three-team, eight-player trade, the Kings traded Biyombo's draft rights and Beno Udrih to Milwaukee; the Kings received Fredette's draft rights and John Salmons							
2012	1	5	Thomas Robinson	PF	6-9/240	Junior	Kansas
	2	36	Orlando Johnson*	SG/SF	6-5/205	Senior	UC Santa Barbara
* Johnson's draft rights were traded to Indiana for cash considerations							
2013	1	7	Ben McLemore	SG	6-5/195	Freshman	Kansas
	2	36	Ray McCallum	PG	6-3/190	Junior	Detroit
2014	1	8	Nik Stauskas	SG	6-6/205	Sophomore	Michigan
2015	1	6	Willie Cauley-Stein	C	7-0/240	Junior	Kentucky
2016	1	8	Marquese Chriss	F	6-10/233	Freshman	Washington
	2	59	Isaiah Cousins	G	6-4/187	Senior	Oklahoma
* Chriss' draft rights were traded to Phoenix for the draft rights of center Georgios Papagiannis and forward-center Skal Labissiere, rights to Bogdan Bogdanovic and a future second-round selection							
2017	1	5	De'Aaron Fox	G	6-5/178	Freshman	Kentucky
	1	10	Zach Collins*	C	7-0/230	Freshman	Gonzaga
	2	34	Frank Mason III	G	5-11/190	Senior	Kansas
* Collins' draft rights were traded to Portland for the draft rights of forward Josh Jackson and center Harry Giles							
2018	1	2	Marvin Bagley III	F	6-11/234	Freshman	Duke
	2	37	Gary Trent Jr.	G	6-6/204	Freshman	Duke
2019	1		NONE				
	2	40	Justin James	G	6-7/190	Senior	Wyoming
	2	47	Ignas Brazdeikis*	F	6-7/221	Freshman	Michigan
	2	60	Vanja Marinkovic	F	6-6/200	N/A	Partizan NIS
* Brazdeikies' draft rights were traded to New York for the draft rights for Kyle Guy							
2020	1	12	Tyrese Haliburton	G	6-4 <sup>1/4</sup> /175	Sophomore	Iowa State
	2	40	Robert Woodard II	F	6-7/235	Sophomore	Mississippi State
	2	43	Jahmi'us Ramsey	G	6-2 <sup>1/2</sup> /195	Freshman	Texas Tech
2021	1	9	Davion Mitchell	G	6-2/205	Junior	Baylor
	2	39	Neemias Queta	C	7-0/245	Junior	Utah State
2022	1	4	Keegan Murray	F	6-8/215	Sophomore	Iowa
	2	37	Jaden Hardy*	G	6-4/198	N/A	G League Ignite
* Hardy's' draft rights were traded to Dallas for a 2024 second-round pick and a 2028 second-round pick							
2023	1	24	Oliver-Maxence Prosper*	F	6-8/230	Junior	Marquette
	2	38	Jordan Walsh*	F	6-7/205	Freshman	Arkansas
	2	54	Jalen Slawson	F	6-7/222	Senior	Furman
* Prosper's draft rights were traded to Dallas for cash considerations							
* Walsh's draft rights were traded to Boston for the draft rights for Colby Jones							

SACRAMENTO

*Kings*

BASKETBALL

# ***ALL-TIME ROSTER***





# ALL-TIME NUMERICAL ROSTER

## 0

Olden Polynice (93/94-97/98)  
Thomas Robinson (12/13)  
Toney Douglas (12/13)  
Orlando Johnson (13/14)  
Trevor Ariza (19/20)  
Tyrese Haliburton (20/21-21/22)  
Donte DiVincenzo (21/22)  
Malik Monk (22/23)

## 00

Tony Delk (99/00)  
Art Long (00/01)  
Greg Ostertag (04/05)  
Willie Cauley-Stein (15/16-18/19)

## 1

**Nate Archibald (74/75-75/76)**  
Phil Ford (78/79-81/82)  
Sedric Toney (89/90)  
Travis Mays (90/91)

## 2

Kenny Natt (84/85)  
Dane Suttle (84/85)  
Michael Adams (85/86)  
Othell Wilson (86/87)  
Michael Jackson (87/88-89/90)  
Rory Sparrow (90/91)  
**Mitch Richmond (91/92-97/98)**

## 3

Frank Saul (49/50-50/51)  
Sam Ranzino (51/52)  
Jack McMahon (52/53-55/56)  
Ed Fleming (56/57)  
Chris Harris (55/56)  
Lee Winfield (75/76)  
Randy Brown (91/92-94/95)  
Mahmoud Abdul-Rauf (96/97-97/98)  
Vernon Maxwell (98/99)  
Gerald Wallace (01/02-03/04)  
Cuttino Mobley (04/05)  
Shareef Abdur-Rahim (05/06-06/07)  
Ike Diogu (08/09)  
Ime Udoka (09/10)  
Jermaine Taylor (10/11)  
Antoine Wright (10/11)  
Tyler Honeycutt (11/12)  
Aaron Brooks (12/13)  
Ray McCallum (13/14-14/15)  
Marco Belinelli (15/16)  
Skal Labissiere (16/17)  
George Hill (17/18)  
Yogi Ferrell (18/19-19/20)  
Jahmi'us Ramsey (20/21)  
Terence Davis II (21/22-22/23)

## 4

Connie Simmons (55/56)  
Art Heyman (65/66)  
Marlon Redmond (79/80)  
Frankie Sanders (80/81)  
Henry Turner (89/90)  
Rick Calloway (90/91)  
Anthony "Spud" Webb (91/92-94/95)  
Corliss Williamson (95/96-97/98)  
**Chris Webber (98/99-04/05)**

## 5

Don Meineke (55/56)  
Guy Rodgers (67/68)  
Tom Van Arsdale (67/68-72/73)  
Mike D'Antoni (73/74)  
Rick Adelman (74/75)  
John Kuester (77/78)  
Stephen Thompson (91/92)  
Derrick Phelps (94/95)  
Tyus Edney (95/96-96/97)  
Chris Robinson (97/98)  
Hedo Turkoglu (00/01-02/03)  
Maurice Evans (04/05)  
Jason Hart (05/06-06/07)  
Orien Greene (07/08)  
Anthony Johnson (07/08)  
Bobby Brown (08/09)  
Andres Nocioni (08/09-09/10)  
Eugene "Pooh" Jeter (10/11)  
John Salmons (11/12-13/14)  
Quincy Acy (13/14)  
Ryan Hollins (14/15)  
James Anderson (15/16)  
Malachi Richardson (16/17)  
De'Aaron Fox (17/18-22/23)

## 6

No players listed at number 6; number is retired in honor of Kings fans.

## 7

Paul Noel (50/51-51/52)  
Ed Fleming (55/56)  
John McCarthy (56/57)  
Danny Ainge (88/89-89/90)  
Vincent Askew (92/93)  
Bobby Hurley (93/94-97/98)  
Michael Hawkins (98/99)  
Bill Wennington (99/00)  
Keon Clark (02/03)  
Ronnie Price (05/06-06/07)  
Dahntay Jones (07/08)  
Rashad McCants (08/09)  
Dominic McGuire (09/10)  
Jimmer Fredette (11/12-13/14)  
Darren Collison (14/15-16/17)  
Skal Labissiere (17/18-18/19)  
Kyle Guy (19/20-20/21)  
Chimezie Metu (21/22-22/23)

## 8

Bob Burrow (56/57)  
Eddie Johnson (81/82-86/87)  
Oliver Miller (98/99)  
Mateen Cleaves (01/02-02/03)  
Anthony Peeler (03/04)  
Quincy Douby (06/07)  
Hilton Armstrong (09/10)  
Rudy Gay (13/14-16/17)  
Bogdan Bogdanovic (17/18-19/20)  
Maurice Harkless (20/21-21/22)  
Matthew Dellavedova (22/23)

## 9

Bobby Wanzer (48/49-56/57)  
Ken Dennard (81/82-82/83)  
Henry Turner (94/95)  
Tariq Abdul-Wahad (97/98-98/99)  
Damon Jones (02/03)  
Matt Barnes (04/05)  
Kenny Thomas (04/05-06/07)  
Luther Head (10/11)

Tyler Honeycutt (12-13)  
Patrick Patterson (12/13-13/14)  
Jared Cunningham (13/14)  
Ramon Sessions (14/15)  
David Stockton (14/15)  
Rajon Rondo (15/16)  
Langston Galloway (16/17)  
Iman Shumpert (17/18-18/19)  
BJ Johnson (18/19)  
Cory Joseph (19/20-20/21)  
Terence Davis II (20/21)  
Justin Robinson (21/22)  
Justin Holiday (21/22)  
Kevin Huerter (22/23)

## 10

Jack Coleman (49/50-55/56)  
Dick Duckett (57/58)  
Jack Twyman (55/56-56/57)  
Larry Staverman (58/59-59/60)  
Ralph Davis (60/61)  
Adrian Smith (61/62-69/70)  
Nate Archibald (70/71-73/74)  
Mike D'Antoni (74/75-75/76)  
Otis Birdsong (77/78-80/81)  
Don Buse (83/84-84/85)  
Franklin Edwards (87/88)  
Randy Wittman (88/89)  
Anthony Johnson (97/98)  
Ryan Robertson (99/00)  
Mike Bibby (01/02-06/07)  
Sergio Rodriguez (09/10)  
Samuel Dalembert (10/11)  
Greivis Vasquez (13/14)  
Nik Stauskas (14/15)  
Ty Lawson (16/17)  
Frank Mason III (17/18-18/19)  
Justin James (19/20-20/21)  
Emmanuel Mudiay (21/22)  
Domantas Sabonis (21/22-22/23)

## 11

**Bob Davies (48/49-54/55)**  
James Paxson (57/58)  
Vern Hatton (58/59)  
Phil Rollins (59/60)  
Arlen Bockhorn (60/61-64/65)  
Jon McGlocklin (65/66-66/67)  
Al Jackson (67/68)  
Doug Sims (68/69)  
Bob Bigelow (75/76-77/78)  
Ron Behagan (73/74-74/75, 78/79)  
Lloyd Walton (80/81)  
Cliff Robinson (81/82)

## 12

Robert Fitzgerald (48/49)  
Lionel Malamed (48/49)  
Arnitz Johnson (49/50-52/53)  
Norman Swanson (53/54)  
**Maurice Stokes (55/56-57/58)**  
Sihugo Green (56/57, 58/59)  
Hub Reed (59/60)  
Dave Piontek (56/57-59/60, 62/63)  
Terry Crosby (79/80)  
Jo Jo White (80/81)

## 13

Andrew Levane (48/49)  
Bob Boozer (60/61-63/64)  
George Wilson (64/65-65/66)  
Walt Wesley (66/67-68/69)  
Bill Turner (69/70)

Leon Douglas (80/81-82/83)  
Carl Henry (85/86)  
Sarunas Marciulionis (95/96)  
Michael Stewart (97/98)  
Doug Christie (00/01-04/05)  
Darryl Watkins (07/08)  
Tyreke Evans (09/10-12/13)  
Derrick Williams (13/14-14/15)  
Quincy Acy (15/16)  
Georgios Papagiannis (16/17-17/18)  
Alec Burks (18/19)  
Dewayne Dedmon (19/20)  
Corey Brewer (19/20)  
Robert Woodard II (20/21)  
Tristan Thompson (21/22)  
Keegan Murray (22/23)

## 14

Arnie Risen (48/49-54/55)  
Med Park (58/59-59/60)  
**Oscar Robertson (60/61-69/70)**  
Brian Taylor (76/77)  
Brook Steppe (82/83)

## 15

Francis Curran (48/49-49/50)  
Marion Spears (51/52-54/55)  
Arlen Bockhorn (58/59-59/60)  
Wayne Embry (60/61-65/66)  
Gary Gray (67/68)  
Fred Foster (68/69-70/71)  
Willie Williams (70/71)  
John Mengelt (71/72-72/73)  
Frank Schade (72/73)  
Howard Komives (73/74)  
Scott Wedman (74/75-80/81)  
Vinny Del Negro (88/89-89/90)  
LaBradford Smith (93/94)  
Kevin Ollie (98/99)  
Darrick Martin (99/00-00/01)  
Erik Daniels (04/05)  
Sergei Monia (05/06)  
John Salmons (06/07)  
Cedric Simmons (08/09)  
Joey Dorsey (09/10)  
DeMarcus Cousins (10/11-16/17)  
Vince Carter (17/18)  
Damian Jones (20/21)  
Davion Mitchell (21/22-22/23)

## 16

William "Red" Holzman (48/49-52/53)  
Thomas Marshall (54/55, 56/57)  
Dick Ricketts (55/56-57/58)  
Jerry Paulson (57/58)  
Jack Parr (58/59)  
Phil Jordon (59/60-60/61)  
Jerry Lucas (63/64-69/70)  
Tom Burleson (77/78-79/80)  
Greg Hyder (70/71)  
**Peja Stojakovic (99/00-04/05)**  
Ben McLemore (13/14)

## 17

Arnitz Johnson (48/49)  
Don Henriksen (54/55)  
Boris Nachamkin (54/55)  
Hub Reed (60/61)  
George Wilson (66/67)  
Len Chappell (66/67-67/68)  
Pat Frink (68/69)  
Jim King (69/70)  
Will Solomon (08/09)

Garret Temple (09/10, 16/17-17/18)  
Robert Woodard II (21/22)  
Kessler Edwards (22/23)

## 18

Mike Novak (48/49-49/50)  
Ed Mikan (49/50-50/51)  
Ray Ragelis (51/52)  
Cal Christensen (52/53-54/55)  
Jack Twyman (55/56-58/59)  
Phil Rollins (60/61)  
Dave Zeller (61/62)  
Bill Dinwiddie (67/68-68/69)  
Charles Paulk (70/71)  
Darrell Imhoff (71/72)  
Kevin Restani (77/78)  
Derek Smith (86/87)  
Omri Casspi (09/10-10/11, 14/15-16/17)

## 19

Bill Calhoun (48/49-50/51)  
Phil Rollins (58/59)  
Tom Hawkins (62/63-64/65)  
Bob Cousy (69/70)  
Moe Barr (70/71)  
Beno Udrih (07/08-10/11)  
Troy Williams (18/19)  
DaQuan Jeffries (19/20-20/21)  
Chima Moneke (22/23)

## 20

Andy Duncan (48/49-49/50)  
Joe McNamee (50/51-51/52)  
Alex Hannum (51/52-53/54)  
Frank Reddout (53/54)  
Art Spoelstra (54/55-56/57)  
Richie Regan (55/56-57/58)  
Thomas Marshall (57/58-58/59)  
Wayne Stevens (59/60)  
Tom Hawkins (65/66)  
Flynn Robinson (66/67-67/68)  
Johnny Green (69/70-72/73)  
Andre McCarter (76/77-77/78)  
Louie Nelson (77/78)  
Ernie Grunfeld (79/80-81/82)  
Eddie Nealy (82/83-84/85)  
David Cooke (85/86)  
Bobby Hansen (90/91-91/92)  
Dennis Hopson (91/92)  
Andre Spencer (93/94)  
Doug Lee (94/95)  
Clint McDaniels (95/96)  
Jeff Grayer (96/97)  
Jon Barry (98/99-00/01)  
Vitaly Potapenko (05/06-06/07)  
Donté Greene (08/09-11/12)  
Quincy Miller (14/15)  
Jordan Farmar (16/17)  
Harry Giles (17/18-19/20)  
Hassan Whiteside (20/21)  
Jahmi'us Ramsey (21/22)

## 21

Joe Buckhalter (61/62-62/63)  
Larry Staverman (61/62-63/64)  
Jay Arnette (63/64-65/66)  
Bob Love (66/67-67/68)  
Fred Hetzel (68/69)  
Don Smith (68/69)  
Wally Anderzunas (69/70)  
Don Kojis (72/73-74/75)  
Harold Pressley (86/87-89/90)  
Steve Colter (90/91)  
Carl Thomas (91/92)  
Rod Higgins (92/93)

# ALL-TIME NUMERICAL ROSTER

Stan Kimbrough (92/93)  
Trevor Wilson (93/94-94/95)  
**Vlade Divac (98/99-03/04)**

## 22

George King (57/58)  
Don Meineke (57/58)  
Archie Dees (58/59)  
Win Wilfong (59/60)  
Harold "Happy" Hairston (64/65-67/68)  
Luther Rackley (69/70)  
Darrell Imhoff (70/71)  
Nate Williams (71/72-74/75)  
Gus Gerard (78/79-80/81)  
Larry Drew (81/82-85/86)  
Jerry Eaves (86/87)  
Franklin Edwards (86/87)  
Rodney McCray (88/89-89/90)  
Lionel Simmons (90/91-96/97)  
Jim Jackson (02/03)  
Shelden Williams (07/08-08/09)  
Isaiah Thomas (11/12-13/14)  
Andre Miller (14/15)  
Matt Barnes (16/17)  
Richaun Holmes (19/20-22/23)

## 23

John Tresvant (67/68-68/69)  
Al Tucker (68/69)  
Jim Fox (67/68, 71/72)  
Norm Van Lier (69/70-71/72)  
Fred Taylor (71/72)  
Ted Manakas (73/74)  
Ron Riley (73/74)  
Justus Thigpen (73/74)  
Don May (74/75)  
Marlon Redmond (78/79)  
Mike Green (79/80)  
Mike Bratz (85/86)  
Wayman Tisdale (88/89-93/94)  
Tyrone Corbin (95/96, 99/00)  
Kevin Martin (04/05-09/10)  
Marcus Thornton (10/11-13/14)  
Ben McLemore (14/15-16/17, 18/19)  
Malachi Richardson (17/18)  
Louis King (20/21-21/22)  
Keon Ellis (22/23)

## 24

Jim Palmer (58/59-59/60)  
Enoch "Bud" Olsen (64/65-65/66)  
Connie Dierking (65/66-70/71)  
Matt Guokas (71/72-73/74, 75/76)  
Jimmy Walker (73/74-75/76)  
Ron Boone (76/77-77/78)  
John Lambert (80/81-81/82)  
Reggie Theus (83/84-87/88)  
Anthony Bonner (90/91-92/93)  
Lloyd Daniels (96/97)  
Terry Dehere (97/98-98/99)  
Bobby Jackson (00/01-04/05)  
Maurice Taylor (06/07)  
Desmond Mason (09/10)  
Carl Landry (09/10-10/11, 13/14-14/15)  
Buddy Hield (16/17-21/22)  
Deonte Burton (22/23)

## 25

Tom Thacker (63/64-65/66)  
Gil McGregor (71/72)  
Jim Eakins (76/77)  
Billy McKinney (78/79-79/80)  
Ray Williams (82/83)  
Billy Knight (83/84-84/85)  
Brook Steppe (86/87)  
Mike McGee (87/88)  
Marty Conlon (92/93)  
Nick Anderson (99/00-00/01)  
Brent Price (01/02)  
Darius Songaila (03/04-04/05)  
Travis Outlaw (11/12-13/14)  
Eric Moreland (14/15-15/16)  
Justin Jackson (17/18-18/19)  
Chimezie Metu (20/21)  
Alex Len (19/20, 21/22-22/23)

## 26

John McCarthy (58/59)  
Duje Dukan (15/16)  
Kent Bazemore (19/20)  
Jeremy Lamb (21/22)

## 27

**Jack Twyman (57/58-59/60, 64/65-65/66)**

## 29

Ron Riley (72/73)  
JaKarr Sampson (17/18)

## 30

Herm Gilliam (69/70)  
Bob Arzen (70/71)  
Tom Black (70/71)  
Flynn Robinson (70/71)  
Darnell Hillman (78/79)  
Kevin Loder (81/82-83/84)  
David Pope (84/85)  
Kenny Smith (87/88-89/90)  
Kurt Rambis (92/93)  
Alaa Abdelnaby (94/95)  
Billy Owens (95/96-97/98)  
Justin Williams (06/07-07/08)  
Reggie Evans (13/14-14/15)  
Seth Curry (15/16)  
Glenn Robinson III (20/21)  
Chris Silva (20/21)  
Damian Jones (21/22)  
KZ Okpala (22/23)

## 31

Jack Twyman (60/61-63/64)  
Dick Gibbs (72/73)  
Larry McNeill (73/74-75/76)  
Richard Washington (76/77-78/79)  
Conner Henry (87/88)  
Duane Causwell (90/91-96/97)  
Scot Pollard (98/99-02/03)  
Jamal Sampson (05/06)  
Spencer Hawes (07/08-09/10)  
J.J. Hickson (11/12)  
Jason Terry (13/14)  
David Wear (14/15)  
Caron Butler (15/16)  
Norvel Pelle (20/21)

Ade Murkey (21/22)

## 32

Reggie Johnson (81/82-82/83)  
Dane Suttle (83/84)  
Johnny Rogers (86/87)  
Rayann Oldham (87/88)  
Greg Kite (89/90)  
Tony Dawson (90/91)  
Mike Higgins (90/91)  
Pete Chilcutt (91/92-93/94)  
Kevin Salvadori (96/97)  
Rodney Buford (03/04)  
Francisco Garcia (05/06-12/13)  
Sim Bhullar (14/15)  
Tyreke Evans (16/17)  
Wenyen Gabriel (18/19-19/20)

## 33

Ken Durrett (71/72-74/75)  
Ollie Johnson (74/75-76/77)  
Steve Johnson (81/82-83/84)  
Derek Smith (88/89)  
Randy Allen (88/89)  
Leon Wood (90/91)  
Jim Les (90/91-93/94)  
Brian Grant (94/95-96/97)  
Otis Thorpe (84/85-87/88, 97/98)  
Kevin Salvadori (97/98)  
Michael Bradley (04/05)  
Mikki Moore (07/08-08/09)  
Hassan Whiteside (10/11-11/12)  
Aaron Gray (13/14)  
Luc Mbah a Moute (13/14)  
Corey Brewer (18/19)  
Jabari Parker (19/20-20/21)

## 34

Clyde Lovelette (57/58)  
Wayne Embry (58/59-59/60)  
John Block (72/73-73/74)  
Mike Barr (76/77)  
Ricky Berry (88/89)  
Bill Wennington (90/91)  
Michael Smith (94/95-97/98)  
Rodney Buford (03/04)  
Tony Massenburg (03/04)  
Cortliss Williamson (99/00, 04/05-06/07)  
Jason Thompson (08/09-14/15)

## 35

Glenn Hansen (75/76-77/78)  
Dave Robisch (83/84)  
Mark McNamara (84/85)  
Joe Kleine (85/86-88/89)  
Mike Williams (89/90)  
Antoine Carr (89/90-90/91)  
Byron Houston (95/96)  
Royce White (13/14)  
Marvin Bagley III (18/19-21/22)  
PJ Dozier (22/23)

## 40

Larry Micheaux (83/84)  
Peter Verhoven (84/85)  
Terry Tyler (85/86-87/88)  
Randy Allen (89/90)  
Kevin Gamble (95/96-96/97)  
Jon Brockman (09/10)

Arron Afflalo (16/17)  
Harrison Barnes (18/19-22/23)  
**41**  
Win Wilfong (60/61)  
Dan Tieman (62/63)  
Pete Cross (72/73)  
Len Elmore (79/80)  
LaSalle Thompson (82/83-88/89)  
Greg Stokes (89/90)  
Anthony Frederick (90/91)  
Darnell Jackson (10/11)  
Kosta Koufos (15/16-18/19)  
Trey Lyles (21/22-22/23)

## 42

Lucius Allen (77/78-78/79)  
Mike Woodson (81/82-85/86)  
Bruce Douglas (86/87)  
Pervis Ellison (89/90)  
Dwayne Schintzius (91/92)  
Walt Williams (92/93-95/96)  
Mark Hendrickson (97/98)  
Bonzi Wells (05/06)  
Lorenzen Wright (07/08)  
Sean May (09/10)  
Chuck Hayes (11/12-13/14)

## 43

Sid Catlett (71/72)  
Mike Ratliff (72/73-73/74)  
Otto Moore (73/74)  
Charles Whitney (80/81-81/82)  
Derek Smith (87/88)  
Jim Petersen (88/89)  
Peter Aluma (98/99)  
Anthony Tolliver (16/17)

## 44

**Sam Lacey (70/71-81/82)**

## 45

Eric Leckner (90/91)  
Steve Scheffler (91/92)  
Randy Breuer (93/94)  
Devin Gray (96/97)  
Cole Aldrich (12/13)  
Jack Cooley (17/18)

## 50

Rick Roberson (75/76)  
Joe Meriweather (80/81-84/85)  
Rich Kelley (85/86)  
Ben Gillery (88/89)  
Ralph Sampson (89/90-90/91)  
Eddie House (04/05)  
Zach Randolph (17/18-18/19)  
Caleb Swanigan (18/19-19/20)

## 51

Mike Farmer (60/61)  
Hub Reed (61/62-62/63)  
Reggie King (79/80-82/83)  
Les Jepsen (91/92)  
Henry James (92/93)  
Lawrence Funderburke (97/98-02/03)

## 52

Bill Robinzine (75/76-79/80)  
Jabari Smith (00/01-01/02)  
Chucky Brown (01/02)  
Brad Miller (03/04-08/09)  
Calvin Booth (08/09)  
James Johnson (12/13)

## 53

Mark Olberding (83/84-86/87)  
Joe Arlauckas (87/88)  
Martin Nessley (87/88)  
Evers Burns (93/94)  
Jerome James (98/99)

## 54

Ed Pinckney (87/88-88/89)  
Brad Lohaus (88/89)  
Mike Peplowski (93/94)  
Derek Grimm (97/98)  
Brian Skinner (04/05)

## 55

Len Kosmalski (74/75-75/76)  
Bob Nash (77/78-78/79)  
Jason Williams (98/99-00/01)  
Jabari Smith (03/04)  
Terrence Williams (11/12)  
Hamady Ndiaye (13/14)  
Delon Wright (20/21)  
Josh Jackson (21/22)

## 58

Willie Reed (13/14)

## 61

Bob Nordmann (61/62)

## 71

Enoch "Bud" Olsen (62/63-63/64)  
Bob Wiesenhahn (61/62)

## 88

Nemanja Bjelica (18/19-19/20)  
Neemias Queta (21/22-22/23)

## 90

Drew Gooden (08/09)

## 93

Ron Artest (06/07-07/08)

\* Retired jersey numbers are in purple

Uniform numbers unknown for the following: Price Brookfield 49-50, James Davis 55-56, Dave Gambee 59-60, Jake Jones 71-72, Toby Kimball 72-73, Freddie Lewis 66-67, Al Masino 53-54, Sam Sibert 72-73, Jim Ware 66-67 (Note — Some players wore multiple uniform numbers over their career. Years in parenthesis indicate the season(s) in which a multiple-numbered player wore that particular jersey number)



SACRAMENTO

*Kings*

BASKETBALL

# *PLAYOFFS*



# FRANCHISE PLAYOFF HISTORY



## 1948-49 — ROCHESTER ROYALS — Western Division Champion (45-15)

Round	Date	W/L	Score	Opponent	Site	Att.
Western Division	3/22	W	93-64	vs. St. Louis	Rochester Edgerton Park Sports Arena	4,200
Semifinals (2-0)	3/23	W	66-64	@ St. Louis	St. Louis Arena	2,095
Western Division	3/27	L	79-80	vs. Minneapolis	Rochester Edgerton Park Sports Arena	4,200
Finals (0-2)	3/29	L	55-67	@ Minneapolis	St. Paul Auditorium	10,419

## 1949-50 — ROCHESTER ROYALS — Tie with Minneapolis for Central Division Title (51-17)

Round	Date	W/L	Score	Opponent	Site	Att.
Central Division	3/23	L	84-90	vs. Fort Wayne	Rochester Edgerton Park Sports Arena	4,300
Semifinals (0-2)	3/25	L	78-79*	@ Fort Wayne	Fort Wayne North Side High School	3,600

## 1950-51 — ROCHESTER ROYALS — Runner-up Western Division (41-27)

Round	Date	W/L	Score	Opponent	Site	Att.
Western Division	3/20	W	110-81	vs. Fort Wayne	Rochester Edgerton Park Sports Arena	2,029
Semifinals (2-1)	3/22	L	78-83	@ Fort Wayne	Fort Wayne North Side High School	3,751
	3/24	W	97-78	vs. Fort Wayne	Rochester Edgerton Park Sports Arena	3,444
Western Division	3/29	L	73-76	@ Minneapolis	Minneapolis Auditorium	5,844
Finals (3-1)	3/31	W	70-66	@ Minneapolis	Minneapolis Auditorium	7,651
	4/1	W	83-70	vs. Minneapolis	Rochester Edgerton Park Sports Arena	4,206
	4/3	W	80-75	vs. Minneapolis	Rochester Edgerton Park Sports Arena	4,260
NBA Championship (4-3)	4/7	W	92-65	vs. New York	Rochester Edgerton Park Sports Arena	4,205
	4/8	W	99-84	vs. New York	Rochester Edgerton Park Sports Arena	4,200
	4/11	W	78-71	@ New York	NY 69th Regiment Armory	5,000
	4/13	L	73-79	@ New York	NY 69th Regiment Armory	4,000
	4/15	L	89-92	vs. New York	Rochester Edgerton Park Sports Arena	4,206
	4/18	L	73-80	@ New York	NY 69th Regiment Armory	4,500
	4/21	W	79-75	vs. New York	Rochester Edgerton Park Sports Arena	4,200

## 1951-52 — ROCHESTER ROYALS — Western Division Champions (41-25)

Round	Date	W/L	Score	Opponent	Site	Att.
Western Division	3/18	W	95-78	vs. Fort Wayne	Rochester Edgerton Park Sports Arena	2,220
Semifinals (2-0)	3/20	W	92-86	@ Fort Wayne	Fort Wayne North Side High School	2,900
Western Division	3/29	W	88-78	vs. Minneapolis	Rochester Edgerton Park Sports Arena	4,200
Finals (1-3)	3/30	L	78-83	vs. Minneapolis	Rochester Edgerton Park Sports Arena	4,206
	4/5	L	67-77	@ Minneapolis	Minneapolis Auditorium	9,146
	4/6	L	80-82	@ Minneapolis	Minneapolis Auditorium	9,212

## 1952-53 — ROCHESTER ROYALS — Runner-up Western Division (44-26)

Round	Date	W/L	Score	Opponent	Site	Att.
Western Division	3/20	L	77-84	vs. Fort Wayne	Rochester Edgerton Park Sports Arena	2,200
Semifinals (1-2)	3/22	W	83-71	@ Fort Wayne	Fort Wayne Memorial Coliseum	6,045
	3/24	L	65-67	vs. Fort Wayne	Rochester Edgerton Park Sports Arena	3,500

## 1953-54 — ROCHESTER ROYALS — Runner-up Western Division (44-28)

Round	Date	W/L	Score	Opponent	Site	Att.
Western Division	3/16	W	82-75	vs. Fort Wayne	Rochester Edgerton Park Sports Arena	1,503
Round Robin (2-1)	3/17	L	88-109	@ Minneapolis	Minneapolis Auditorium	2,491
	3/21	W	89-71	@ Fort Wayne	Fort Wayne Memorial Coliseum	2,586
	3/23			@ Minneapolis	Cancelled	
Western Division	3/24	L	76-89	@ Minneapolis	Minneapolis Auditorium	2,469
Finals (1-2)	3/27	W	74-73	vs. Minneapolis	Rochester Edgerton Park Sports Arena	1,800
	3/28	L	72-82	@ Minneapolis	Minneapolis Auditorium	5,268

## 1954-55 — ROCHESTER ROYALS — Third Place Western Division (29-43)

Round	Date	W/L	Score	Opponent	Site	Att.
Western Division	3/16	L	78-82	@ Minneapolis	St. Paul Auditorium	4,851
Semifinals (1-2)	3/18	W	94-92	vs. Minneapolis	Rochester Edgerton Park Sports Arena	2,280
	3/19	L	110-119	@ Minneapolis	St. Paul Auditorium	4,219

## 1957-58 — CINCINNATI ROYALS — Runner Up Tie Western Division (33-39)

Round	Date	W/L	Score	Opponent	Site	Att.
Western Division	3/15	L	83-100	@ Detroit	University of Detroit Memorial Building	2,462
Semifinals (0-2)	3/16	L	104-124	vs. Detroit	Cincinnati Gardens	2,508

## 1961-62 — CINCINNATI ROYALS — Runner Up Western Division (43-37)

Round	Date	W/L	Score	Opponent	Site	Att.
Western Division	3/16	L	122-123	@ Detroit	Detroit Convention Arena	4,121
Semifinals (1-3)	3/17	W	129-107	vs. Detroit	Cincinnati Gardens	1,829
	3/18	L	107-118	@ Detroit	Detroit Convention Arena	3,147
	3/20	L	111-112	vs. Detroit	Cincinnati Gardens	3,336



# FRANCHISE PLAYOFF HISTORY

## 1962-63 — CINCINNATI ROYALS — Third Place Eastern Division (42-38)

Round	Date	W/L	Score	Opponent	Site	Att.
Eastern Division	3/19	L	120-123 @	Syracuse	Syracuse Onondaga War Memorial	4,325
Semifinals (3-2)	3/21	W	133-115 vs.	Syracuse	Cincinnati Gardens	3,205
	3/23	L	117-121 @	Syracuse	Syracuse Onondaga War Memorial	8,087
Eastern Division	3/24	W	125-118 vs.	Syracuse	Cincinnati Gardens	3,331
	3/26	W	131-127* @	Syracuse	Syracuse Onondaga War Memorial	7,418
Eastern Division	3/28	W	135-132 @	Boston	Boston Garden	13,798
Finals (3-4)	3/29	L	102-125 vs.	Boston	Cincinnati Gardens	11,102
	3/31	W	121-116 @	Boston	Boston Garden	13,909
	4/3	L	110-128 vs.	Boston	Xavier University Field House	3,498
	4/6	L	120-125 @	Boston	Boston Garden	13,909
	4/7	W	109-99 vs.	Boston	Cincinnati Gardens	7,745
	4/10	L	131-142 @	Boston	Boston Garden	13,909

## 1963-64 — CINCINNATI ROYALS — Runner-up Eastern Division (55-25)

Round	Date	W/L	Score	Opponent	Site	Att.
Eastern Division	3/22	W	127-102 vs.	Philadelphia	Cincinnati Gardens	6,238
Semifinals (3-2)	3/24	L	114-122 @	Philadelphia	Philadelphia Convention Hall	4,510
	3/25	W	101-89 vs.	Philadelphia	Cincinnati Gardens	7,171
Eastern Division	3/28	L	120-129 @	Philadelphia	Philadelphia Convention Hall	4,255
	3/29	W	130-124 vs.	Philadelphia	Cincinnati Gardens	7,913
Eastern Division	3/31	L	87-103 @	Boston	Boston Garden	13,909
Finals (1-4)	4/2	L	90-101 @	Boston	Boston Garden	13,909
	4/5	L	92-102 vs.	Boston	Cincinnati Gardens	11,850
	4/7	W	102-93 vs.	Boston	Cincinnati Gardens	2,300
	4/9	L	95-109 @	Boston	Boston Garden	13,909

## 1964-65 — CINCINNATI ROYALS — Runner-up Eastern Division (48-32)

Round	Date	W/L	Score	Opponent	Site	Att.
Eastern Division	3/24	L	117-119* vs.	Philadelphia	Cincinnati Gardens	6,422
Semifinals (1-3)	3/26	W	121-120 @	Philadelphia	Philadelphia Convention Hall	5,801
	3/28	L	94-108 vs.	Philadelphia	Cincinnati Gardens	6,289
	3/31	L	112-119 @	Philadelphia	Philadelphia Convention Hall	7,451

## 1965-66 — CINCINNATI ROYALS — Third Place Eastern Division (45-35)

Round	Date	W/L	Score	Opponent	Site	Att.
Eastern Division	3/23	W	107-103 @	Boston	Boston Garden	9,510
Semifinals (2-3)	3/26	L	125-132 vs.	Boston	Cincinnati Gardens	10,027
	3/27	W	113-107 @	Boston	Boston Garden	13,531
	3/30	L	103-120 vs.	Boston	Cincinnati Gardens	12,107
	4/1	L	103-112 @	Boston	Boston Garden	13,909

## 1966-67 — CINCINNATI ROYALS — Third Place Eastern Division (39-42)

Round	Date	W/L	Score	Opponent	Site	Att.
Eastern Division	3/21	W	120-116 @	Philadelphia	Philadelphia Convention Hall	5,097
Semifinals (1-3)	3/22	L	102-123 vs.	Philadelphia	Cincinnati Gardens	5,276
	3/24	L	106-121 @	Philadelphia	Philadelphia Convention Hall	8,987
	3/25	L	94-112 vs.	Philadelphia	Cincinnati Gardens	2,624

## 1974-75 — KANSAS CITY-OMAHA KINGS — Runner-up Midwest Division (44-38)

Round	Date	W/L	Score	Opponent	Site	Att.
Western Conf.	4/9	L	89-95 @	Chicago	Chicago Stadium	15,433
Semifinals (2-4)	4/13	W	102-95 vs.	Chicago	Kemper Memorial Arena	11,378
	4/16	L	90-93 @	Chicago	Chicago Stadium	18,347
	4/18	W	104-100* vs.	Chicago	Kemper Memorial Arena	14,945
	4/20	L	77-104 @	Chicago	Chicago Stadium	16,247
	4/23	L	89-101 vs.	Chicago	Kemper Memorial Arena	12,445

## 1978-79 — KANSAS CITY KINGS — Midwest Division Champions (48-34)

Round	Date	W/L	Score	Opponent	Site	Att.
Western Conf.	4/17	L	99-102 @	Phoenix	Phoenix Veterans Memorial Coliseum	12,660
Semifinals (1-4)	4/20	W	111-91 vs.	Phoenix	Kemper Memorial Arena	13,659
	4/22	L	93-108 @	Phoenix	Tempe Arizona State University	14,301
	4/25	L	94-108 vs.	Phoenix	Kemper Memorial Arena	13,124
	4/27	L	99-120 @	Phoenix	Phoenix Veterans Memorial Coliseum	12,660

## 1979-80 — KANSAS CITY KINGS — Runner-up Midwest Division (47-35)

Round	Date	W/L	Score	Opponent	Site	Att.
Western Conf.	4/2	L	93-96 @	Phoenix	Phoenix Veterans Memorial Coliseum	12,660
First Round (1-2)	4/4	W	106-96 vs.	Phoenix	Kemper Memorial Arena	9,637
	4/6	L	99-114 @	Phoenix	Phoenix Veterans Memorial Coliseum	11,306

# FRANCHISE PLAYOFF HISTORY

## 1980-81 — KANSAS CITY KINGS — Runner Up Tie Midwest Division (40-42)

Round	Date	W/L	Score	Opponent	Site	Att.	
Western Conf.	4/1	W	98-97*	@ Portland	Portland Memorial Coliseum	12,666	
First Round (2-1)	4/3	L	119-124*	vs. Portland	Kemper Memorial Arena	11,088	
	4/5	W	104-95	@ Portland	Portland Memorial Coliseum	12,666	
Western Conf.	4/7	L	80-102	@ Phoenix	Phoenix Veterans Memorial Coliseum	12,660	
Semifinals (4-3)	4/8	W	88-83	@ Phoenix	Phoenix Veterans Memorial Coliseum	12,660	
	4/10	W	93-92	vs. Phoenix	Kemper Memorial Arena	13,776	
	4/12	W	102-95	vs. Phoenix	Kemper Memorial Arena	11,089	
	4/15	L	89-101	@ Phoenix	Phoenix Veterans Memorial Coliseum	12,660	
	4/17	L	76-81	vs. Phoenix	Kemper Memorial Arena	15,232	
Western Conf.	4/19	W	95-88	@ Phoenix	Phoenix Veterans Memorial Coliseum	12,660	
	4/21	L	78-97	vs. Houston	Kemper Memorial Arena	13,885	
	Finals (1-4)	4/22	W	88-79	vs. Houston	Kemper Memorial Arena	14,326
		4/24	L	88-92	@ Houston	Houston Summit	16,121
		4/26	L	89-100	@ Houston	Houston Summit	16,121
4/29	L	88-97	vs. Houston	Kemper Memorial Arena	14,640		

## 1983-84 — KANSAS CITY KINGS — Third Place Tie Midwest Division (38-44)

Round	Date	W/L	Score	Opponent	Site	Att.
Western Conf.	4/18	L	105-116	@ Los Angeles	Los Angeles Forum	13,918
First Round (0-3)	4/20	L	102-109	@ Los Angeles	Los Angeles Forum	14,986
	4/22	L	102-108	vs. Los Angeles	Kemper Memorial Arena	7,261

## 1985-86 — SACRAMENTO KINGS — Fifth Place Midwest Division (37-45)

Round	Date	W/L	Score	Opponent	Site	Att.	Network
Western Conf.	4/17	L	87-107	@ Houston	Houston Summit	15,101	-----
First Round (0-3)	4/19	L	103-111	@ Houston	Houston Summit	16,016	WTBS
	4/22	L	98-113	vs. Houston	ARCO Arena I	10,333	WTBS

## 1995-96 — SACRAMENTO KINGS — Fifth Place Pacific Division (39-43)

Round	Date	W/L	Score	Opponent	Site	Att.	Network
Western Conf.	4/26	L	85-97	@ Seattle	KeyArena	17,072	TNT
First Round (1-3)	4/28	W	90-81	@ Seattle	KeyArena	17,072	TNT
	4/30	L	89-96	vs. Seattle	ARCO Arena	17,317	TNT
	5/2	L	87-101	vs. Seattle	ARCO Arena	17,317	TBS

## 1998-99 — SACRAMENTO KINGS — Third Place Tie Pacific Division (27-23)

Round	Date	W/L	Score	Opponent	Site	Att.	Network
Western Conf.	5/8	L	87-117	@ Utah	Delta Center	19,911	NBC
First Round (2-3)	5/10	W	101-90	@ Utah	Delta Center	19,911	TBS
	5/12	W	84-81*	vs. Utah	ARCO Arena	17,317	TNT
	5/14	L	89-90	vs. Utah	ARCO Arena	17,317	TNT
	5/16	L	92-99*	@ Utah	Delta Center	19,911	NBC

## 1999-00 — SACRAMENTO KINGS — Fifth Place Pacific Division (44-38)

Round	Date	W/L	Score	Opponent	Site	Att.	Network
Western Conf.	4/23	L	107-117	@ LA Lakers	STAPLES Center	18,997	NBC
First Round (2-3)	4/27	L	89-113	@ LA Lakers	STAPLES Center	18,997	TNT
	4/30	W	99-91	vs. LA Lakers	ARCO Arena	17,317	NBC
	5/2	W	101-88	vs. LA Lakers	ARCO Arena	17,317	TNT
	5/5	L	86-113	@ LA Lakers	STAPLES Center	18,997	TNT

## 2000-01 — SACRAMENTO KINGS — Second Place Pacific Division (55-27)

Round	Date	W/L	Score	Opponent	Site	Att.	Network
Western Conf.	4/22	L	83-86	vs. Phoenix	ARCO Arena	17,317	NBC
First Round (3-1)	4/25	W	116-90	vs. Phoenix	ARCO Arena	17,317	TNT
	4/27	W	104-96	@ Phoenix	America West Arena	19,023	NBC
	5/2	W	89-82	@ Phoenix	America West Arena	18,836	TNT
Western Conf.	5/6	L	105-108	@ LA Lakers	STAPLES Center	18,997	NBC
Semifinals (0-4)	5/8	L	90-96	@ LA Lakers	STAPLES Center	18,997	TBS
	5/11	L	81-103	vs. LA Lakers	ARCO Arena	17,317	TNT
	5/13	L	113-119	vs. LA Lakers	ARCO Arena	17,317	NBC

## 2001-02 — SACRAMENTO KINGS — First Place Pacific Division (61-21)

Round	Date	W/L	Score	Opponent	Site	Att.	Network
Western Conf.	4/20	W	89-86	vs. Utah	ARCO Arena	17,317	NBC
First Round (3-1)	4/23	L	86-93	vs. Utah	ARCO Arena	17,317	TBS
	4/27	W	90-87	@ Utah	Delta Center	19,911	NBC
	4/29	W	91-86	@ Utah	Delta Center	19,911	TNT
	Western Conf.	5/4	W	108-91	vs. Dallas	ARCO Arena	17,317
Semifinals (4-1)	5/6	L	102-110	vs. Dallas	ARCO Arena	17,317	TNT
	5/9	W	125-119	@ Dallas	American Airlines Center	20,265	TNT
	5/11	W	115-113*	@ Dallas	American Airlines Center	20,274	NBC
	5/13	W	114-101	vs. Dallas	ARCO Arena	17,317	TNT

# FRANCHISE PLAYOFF HISTORY

Round	Date	W/L	Score		Opponent	Site	Att.	Network
Western Conf.	5/18	L	99-106	vs.	LA Lakers	ARCO Arena	17,317	NBC
Finals (3-4)	5/20	W	96-90	vs.	LA Lakers	ARCO Arena	17,317	TNT
	5/24	W	103-90	@	LA Lakers	STAPLES Center	18,997	NBC
	5/26	L	99-100	@	LA Lakers	STAPLES Center	18,997	NBC
	5/28	W	92-91	vs.	LA Lakers	ARCO Arena	17,317	NBC
	5/31	L	102-106	@	LA Lakers	STAPLES Center	18,997	NBC
	6/2	L	106-112*	vs.	LA Lakers	ARCO Arena	17,317	NBC
<b>2002-03 — SACRAMENTO KINGS — First Place Pacific Division (59-23)</b>								
Round	Date	W/L	Score		Opponent	Site	Att.	Network
Western Conf.	4/19	W	96-90	vs.	Utah	ARCO Arena	17,317	TNT
First Round (4-1)	4/21	W	108-95	vs.	Utah	ARCO Arena	17,317	TNT
	4/26	L	104-107	@	Utah	Delta Center	19,911	ESPN
	4/28	W	99-82	@	Utah	Delta Center	19,911	TNT
	5/30	W	111-91	vs.	Utah	ARCO Arena	17,317	TNT
	5/6	W	124-113	@	Dallas	American Airlines Center	20,525	ESPN2
Western Conf. Semifinals (3-4)	5/8	L	110-132	@	Dallas	American Airlines Center	20,491	ESPN
	5/10	L	137-141+	vs.	Dallas	ARCO Arena	17,317	ESPN
	5/11	W	99-83	vs.	Dallas	ARCO Arena	17,317	TNT
	5/13	L	93-112	@	Dallas	American Airlines Center	20,556	TNT
	5/15	W	115-109	vs.	Dallas	ARCO Arena	17,317	ESPN
	5/17	L	99-112	@	Dallas	American Airlines Center	20,595	TNT
	<b>2003-04 — SACRAMENTO KINGS — Second Place Pacific Division (55-27)</b>							
Round	Date	W/L	Score		Opponent	Site	Att.	Network
Western Conf.	4/18	W	116-105	vs.	Dallas	ARCO Arena	17,317	ABC
First Round (4-1)	4/20	W	83-79	vs.	Dallas	ARCO Arena	17,317	TNT
	4/24	L	79-104	@	Dallas	American Airlines Center	20,580	ESPN
	4/26	W	94-92	@	Dallas	American Airlines Center	20,677	TNT
	4/29	W	119-118	vs.	Dallas	ARCO Arena	17,317	TNT
	5/4	W	104-98	@	Minnesota	Target Center	18,792	TNT
Western Conf. Semifinals (3-4)	5/8	L	89-94	@	Minnesota	Target Center	19,599	TNT
	5/10	L	113-114*	vs.	Minnesota	ARCO Arena	17,317	TNT
	5/12	W	87-81	vs.	Minnesota	ARCO Arena	17,317	ESPN
	5/14	L	74-86	@	Minnesota	Target Center	19,818	TNT
	5/16	W	104-87	vs.	Minnesota	ARCO Arena	17,317	ABC
	5/19	L	80-83	@	Minnesota	Target Center	19,944	TNT
<b>2004-05 — SACRAMENTO KINGS — Second Place Pacific Division (50-32)</b>								
Round	Date	W/L	Score		Opponent	Site	Att.	Network
Western Conf.	4/23	L	82-87	@	Seattle	KeyArena	17,072	ESPN
First Round (1-4)	4/26	L	93-105	@	Seattle	KeyArena	17,072	TNT
	4/29	W	116-104	vs.	Seattle	ARCO Arena	17,317	ESPN
	5/1	L	102-115	vs.	Seattle	ARCO Arena	17,317	TNT
	5/3	L	118-122	@	Seattle	KeyArena	17,072	TNT
<b>2005-06 — SACRAMENTO KINGS — Fourth Place Pacific Division (44-38)</b>								
Round	Date	W/L	Score		Opponent	Site	Att.	Network
Western Conf.	4/22	L	88-122	@	San Antonio	AT&T Center	18,797	ESPN
First Round (2-4)	4/25	L	119-128*	@	San Antonio	AT&T Center	18,797	TNT
	4/28	W	94-93	vs.	San Antonio	ARCO Arena	17,317	ESPN2
	4/30	W	102-84	vs.	San Antonio	ARCO Arena	17,317	TNT
	5/2	L	98-109	@	San Antonio	AT&T Center	18,797	NBTV
	5/5	L	83-105	vs.	San Antonio	ARCO Arena	17,317	ESPN
<b>2022-23 — SACRAMENTO KINGS — First Place Pacific Division (48-34)</b>								
Round	Date	W/L	Score		Opponent	Site	Att.	Network
Western Conf.	4/15	W	126-123	vs.	Golden State	Golden 1 Center	18,253	ABC
First Round (3-4)	4/17	W	114-106	vs.	Golden State	Golden 1 Center	18,253	TNT
	4/20	L	114-97	@	Golden State	Chase Center	18,064	TNT
	4/23	L	126-125	@	Golden State	Chase Center	18,064	ABC
	4/26	L	123-116	vs.	Golden State	Golden 1 Center	18,253	TNT
	4/28	W	118-99	@	Golden State	Chase Center	18,064	ESPN
	4/30	L	120-100	vs.	Golden State	Golden 1 Center	18,253	ABC

\* Denotes overtime period  
+ Denotes double overtime

**DID YOU KNOW ...** The franchise record for consecutive playoff appearances is eight as the Kings qualified for the playoffs from 1998 to 2006. Since moving to Sacramento, the Kings have been to the NBA Playoffs 10 times.



## KINGS-ROYALS INDIVIDUAL RECORDS

### Most Points

Game.....	43	Oscar Robertson	at	Boston	Apr. 10, 1963
Game.....	43	Oscar Robertson	at	Boston	Mar. 28, 1963
Half (2nd).....	29	De'Aaron Fox	vs.	Golden State	Apr. 15, 2023
Half (2nd).....	29	Oscar Robertson	at	Boston	Mar. 28, 1963
Quarter (3rd).....	17	Oscar Robertson	at	Boston	Mar. 28, 1963

### Most Field Goals

Game.....	17	Oscar Robertson	at	Boston	Mar. 28, 1963
-----------	----	-----------------	----	--------	---------------

### Most Field Goal Attempts

Game.....	32	Chris Webber	vs.	Phoenix	Apr. 22 2001
-----------	----	--------------	-----	---------	--------------

### Most Free Throws

Game.....	21	Oscar Robertson	at	Boston	Apr. 10, 1963
-----------	----	-----------------	----	--------	---------------

### Most Free Throw Attempts

Game.....	22	Oscar Robertson	at	Boston	Apr. 10, 1963
-----------	----	-----------------	----	--------	---------------

### Most Rebounds

Game.....	28	Jack Coleman	vs.	New York	Apr. 8, 1951
-----------	----	--------------	-----	----------	--------------

### Most Offensive Rebounds

Game.....	10	Bonzi Wells	vs.	San Antonio	Apr. 28, 2006
Game.....	10	Chris Webber	vs.	Phoenix	Apr. 22, 2001

### Most Defensive Rebounds

Game.....	19	Sam Lacey	vs.	Chicago	Apr. 13, 1975
-----------	----	-----------	-----	---------	---------------

### Most Assists

Game.....	18	Oscar Robertson	at	Philadelphia	Mar. 29, 1964
-----------	----	-----------------	----	--------------	---------------

### Most 3-Point Field Goals

Game.....	6	Mike Bibby	vs.	Dallas	Apr. 29, 2004
-----------	---	------------	-----	--------	---------------

### Most 3-Point Field Goal Attempts

Game.....	13	Keegan Murray	at	Golden State	April 28, 2023
Game.....	13	Peja Stojakovic	vs.	Minnesota	May 10, 2004

### Most Steals

Game.....	6	Doug Christie	at	Dallas	May 11, 2002
Game.....	6	Ernie Grunfeld	at	Houston	Apr. 26, 1981
Game.....	6	Sam Lacey	at	Houston	Apr. 24, 1981
Game.....	6	Bill Robinzine	vs.	Phoenix	Apr. 20, 1979

### Most Blocked Shots

Game.....	7	Chris Webber	vs.	LA Lakers	May 2, 2000
-----------	---	--------------	-----	-----------	-------------

### Most Turnovers

Game.....	8	Sam Lacey	vs.	Phoenix	Apr. 25, 1979
-----------	---	-----------	-----	---------	---------------



# FRANCHISE PLAYOFF RECORDS

## OPPONENT INDIVIDUAL RECORDS

### Most Points

Game .....	50	Stephen Curry	vs.	Golden State	April 30, 2023
Half (2nd).....	30	Stephen Curry	vs.	Golden State	April 30, 2023
Quarter (1st).....	18	Dirk Nowitzki	at	Dallas	May 8, 2003

### Most Field Goals

Game .....	21	Shaquille O'Neal	at	LA Lakers	Apr. 23, 2000
------------	----	------------------	----	-----------	---------------

### MOST FIELD GOAL ATTEMPTS

Game .....	38	Stephen Curry	vs.	Golden State	April 30, 2023
------------	----	---------------	-----	--------------	----------------

### Most Free Throws

Game .....	17	Kobe Bryant	vs.	LA Lakers	May 13, 2001
Game .....	17	George Mikan	vs.	Minneapolis	Mar. 29, 1952

### Most Free Throw Attempts

Game .....	19	Kobe Bryant	vs.	LA Lakers	May 13, 2001
Game .....	19	Kobe Bryant	vs.	LA Lakers	May 11, 2001
Game .....	19	Shaquille O'Neal	at	LA Lakers	May 6, 2001

### Most Rebounds

Game .....	35	Bill Russell	at	Boston	Apr. 9, 1964
------------	----	--------------	----	--------	--------------

### Most Offensive Rebounds

Game .....	11	Shaquille O'Neal	at	LA Lakers	May 6, 2001
------------	----	------------------	----	-----------	-------------

### Most Defensive Rebounds

Game .....	20	Kevin Garnett	at	Minnesota	May 19, 2004
------------	----	---------------	----	-----------	--------------

### Most Assists

Game .....	19	Wilt Chamberlain	at	Philadelphia	Mar. 24, 1967
------------	----	------------------	----	--------------	---------------

### Most 3-Point Field Goals

Game .....	7	Stephen Curry	vs.	Golden State	April 30, 2023
Game .....	7	Sam Cassell	at	Minnesota	May 4, 2004

### Most 3-Point Field Goal Attempts

Game .....	18	Stephen Curry	vs.	Golden State	April 30, 2023
------------	----	---------------	-----	--------------	----------------

### Most Steals

Game .....	6	Shawn Kemp	vs.	Seattle	May 2, 1996
Game .....	6	Allen Leavell	vs.	Houston	Apr. 21, 1981

### Most Blocked Shots

Game .....	7	Shaquille O'Neal	at	LA Lakers	May 6, 2001
------------	---	------------------	----	-----------	-------------

### Most Turnovers

Game .....	9	Steve Nash	at	Dallas	May 11, 2002
Game .....	9	Shawn Kemp	at	Seattle	Apr. 28, 1996

# FRANCHISE PLAYOFF RECORDS

## KINGS-ROYALS TEAM RECORDS

### Most Points

Game (2OT).....	137	vs. Dallas	May 10, 2003
Game.....	135	at Boston	Mar. 28, 1963
Half (2nd).....	74	at Boston	Mar. 28, 1963
Quarter (4th).....	44	vs. Syracuse	Mar. 21, 1963
Overtime.....	17	at Syracuse	Mar. 26, 1963

### Fewest Points

Game.....	55	at Minneapolis	Mar. 29, 1949
Half (2nd).....	20	at Minneapolis	Mar. 29, 1949
Quarter (4th).....	3	at Minneapolis	Mar. 29, 1949
Overtime.....	7	vs. Portland	Apr. 3, 1981

### Most Field Goals

Game.....	53	vs. Philadelphia	Mar. 29, 1964
-----------	----	------------------	---------------

### Most Field Goal Attempts

Game.....	113	at Philadelphia	Mar. 24, 1967
Game.....	113	vs. Syracuse	Mar. 21, 1963

### Highest Field Goal Percentage

Game.....	.564	vs. Philadelphia (53-94)	Mar. 29, 1964
-----------	------	--------------------------	---------------

### Lowest Field Goal Percentage

Game.....	.224	vs. Fort Wayne (17-76)	Mar. 24, 1953
-----------	------	------------------------	---------------

### Most Free Throws

Game.....	45	at Boston	Mar. 27, 1966
-----------	----	-----------	---------------

### Most Free Throw Attempts

Game.....	54	at Boston	Mar. 27, 1966
Game.....	54	at Boston	Apr. 6, 1963

### Most Rebounds

Game.....	79	vs. Syracuse	Mar. 21, 1963
-----------	----	--------------	---------------

### Most Offensive Rebounds

Game.....	29	at Phoenix	Apr. 27, 1979
-----------	----	------------	---------------

### Most Defensive Rebounds

Game.....	44	at Dallas	Apr. 26, 2004
Game (+2OT).....	44	vs. Dallas	May 10, 2003

### Most Assists

Game(+1OT).....	35	at Portland	Apr. 1 1981
Game.....	35	vs. Philadelphia	Mar. 29, 1964

### Most 3-Point Field Goals

Game.....	17	at Golden State	Apr. 28, 2023
-----------	----	-----------------	---------------

### Most 3-Point Field Goal Attempts

Game.....	47	vs. Golden State	Apr. 30, 2023
Game.....	37	at Golden State	Apr. 20, 2023

### Most Personal Fouls

Game.....	40	at Fort Wayne	Mar. 22, 1953
-----------	----	---------------	---------------

### Most Steals

Game.....	14	at Utah	Apr. 28, 2003
Game.....	14	at Phoenix	Apr. 22, 1979
Game.....	14	vs. Phoenix	Apr. 20, 1979
Game.....	14	at Phoenix	Apr. 17, 1979

### Most Blocked Shots

Game.....	10	at Dallas	May 17, 2003
-----------	----	-----------	--------------

### Most Turnovers

Game.....	26	several times	
-----------	----	---------------	--

# FRANCHISE PLAYOFF RECORDS

## OPPONENT TEAM RECORDS

### Most Points

Game.....	142	at Boston	Apr. 10, 1963
Half (2nd).....	83	at Dallas	May 8, 2003
Quarter (2nd).....	44	at Dallas	May 8, 2003
Overtime.....	13	at Syracuse	Mar. 26, 1963

### Fewest Points

Game.....	64	at St. Louis	Mar. 3, 1949
Game.....	64	vs. St. Louis	Mar. 2, 1949
Half (1st).....	26	at St. Louis	Mar. 23, 1949
Quarter (2nd).....	10	vs. Phoenix	Apr. 22, 2001
Quarter (3rd).....	10	at St. Louis	Mar. 23, 1949
Overtime.....	6	vs. Chicago	Apr. 18, 1975

### Most Field Goals

Game (2OT).....	53	vs. Dallas	May 10, 2003
Game.....	52	at Los Angeles	Apr. 23, 2000
Game.....	52	at Boston	Mar. 28, 1963

### Most Field Goal Attempts

Game.....	120	at Boston	Mar. 28, 1963
-----------	-----	-----------	---------------

### Highest Field Goal Percentage

Game.....	.575	at San Antonio (33-84)	Apr. 22, 2006
-----------	------	------------------------	---------------

### Lowest Field Goal Percentage

Game (+10T).....	.267	at Fort Wayne (24-73)	Mar. 24, 1950
Game.....	.271	vs. New York (23-85)	Apr. 7, 1951

### Most Free Throws

Game.....	40	at Boston	Apr. 10, 1963
-----------	----	-----------	---------------

### Most Free Throw Attempts

Game.....	52	vs. Fort Wayne	Mar. 24, 1953
Game.....	52	at Fort Wayne	Mar. 22, 1953

### Most Rebounds

Game.....	80	at Detroit	Mar. 15, 1958
-----------	----	------------	---------------

### Most Offensive Rebounds

Game.....	25	at LA Lakers	May 26, 2002
Game.....	25	at LA Lakers	Apr. 23, 2000

### Most Defensive Rebounds

Game.....	43	at Dallas	May 13, 2003
-----------	----	-----------	--------------

### Most Assists

Game.....	37	at Phoenix	Apr. 6, 1980
-----------	----	------------	--------------

### Most 3-Point Field Goals

Game (2OT).....	19	vs. Dallas	May 10, 2003
Game.....	17	at Dallas	May 8, 2003

### Most 3-Point Field Goal Attempts

Game.....	50	at Golden State	Apr. 20, 2023
Game.....	50	vs. Golden State	Apr. 15, 2023

### Most Personal Fouls

Game.....	41	at Fort Wayne	Mar. 22, 1953
Game.....	41	vs. Minneapolis	Apr. 3, 1951
Game.....	41	vs. Fort Wayne	Mar. 24, 1951

### Most Steals

Game.....	19	at Dallas	Apr. 24, 2004
-----------	----	-----------	---------------

### Most Blocked Shots

Game.....	13	at LA Lakers	Apr. 18, 1984
-----------	----	--------------	---------------

### Most Turnovers

Game.....	30	at Phoenix	Apr. 22, 1979
-----------	----	------------	---------------

# FRANCHISE PLAYOFF STATISTICS

## Highest Points-per-Game Average, Single Playoff Series

### All-Time Franchise History

PPG	Points	Games	Series	Season	Team	Player
33.4	234	7	Division Finals	1962-63	Cincinnati	Oscar Robertson
31.8	159	5	Division Semifinals	1965-66	Cincinnati	Oscar Robertson
30.4	152	5	Division Semifinals	1963-64	Cincinnati	Oscar Robertson
29.4	147	5	Division Semifinals	1962-63	Cincinnati	Oscar Robertson
28.8	115	4	Division Semifinals	1961-62	Cincinnati	Oscar Robertson
28.2	141	5	Division Finals	1963-64	Cincinnati	Oscar Robertson
28.0	112	4	Division Semifinals	1964-65	Cincinnati	Oscar Robertson
27.5	55	2	Conference Semifinals	2002-03	Sacramento	Chris Webber
27.4	192	7	First Round	2022-23	Sacramento	De'Aaron Fox
27.0	81	3	First Round	1980-81	Kansas City	Otis Birdsong
26.3	105	4	Conference Semifinals	2000-01	Sacramento	Chris Webber
26.0	52	2	Division Semifinals	1951-52	Rochester	Bob Davies
25.7	77	3	First Round	1980-81	Kansas City	Scott Wedman
25.2	126	5	Division Semifinals	1962-63	Cincinnati	Jack Twyman
25.2	126	5	Conference Semifinals	2001-02	Sacramento	Chris Webber

## Highest Points-per-Game Average, Single Playoff Series

### Sacramento Era (1985-86 to date)

PPG	Points	Games	Series	Season	Player
27.5	55	2	Conference Semifinals	2002-03	Chris Webber
27.4	192	7	First Round	2022-23	De'Aaron Fox
26.3	105	4	Conference Semifinals	2000-01	Chris Webber
25.2	126	5	Conference Semifinals	2001-02	Chris Webber
24.4	122	5	First Round	1999-00	Chris Webber
24.4	122	5	First Round	2005-06	Bonzi Wells
24.3	170	7	Conference Finals	2001-02	Chris Webber
23.6	118	5	First Round	2003-04	Mike Bibby
23.4	164	7	Conference Semifinals	2002-03	Peja Stojakovic
23.3	93	4	First Round	2000-01	Peja Stojakovic
22.7	159	7	Conference Finals	2001-02	Mike Bibby
22.6	113	5	First Round	2002-03	Peja Stojakovic
22.2	111	5	First Round	2002-03	Chris Webber
22.0	110	5	First Round	2004-05	Peja Stojakovic

## Most Points, Playoff Game, All-Time Franchise History

PTS	Player	Date	Opponent
43	Oscar Robertson	03/28/1963	Cincinnati at Boston
43	Oscar Robertson	04/10/1963	Cincinnati at Boston
41	Oscar Robertson	03/21/1963	Cincinnati vs Syracuse
40	Oscar Robertson	03/26/1965	Cincinnati at Philadelphia
39	Peja Stojakovic	05/10/2003	Sacramento vs Dallas (2OT)
38	De'Aaron Fox	04/23/2023	Sacramento at Golden State
38	De'Aaron Fox	04/15/2023	Sacramento vs. Golden State
38	Peja Stojakovic	05/03/2005	Sacramento at Seattle
38	Bonzi Wells	05/02/2006	Sacramento at San Antonio
37	Peja Stojakovic	05/02/2001	Sacramento at Phoenix
37	Mitch Richmond	04/28/1996	Sacramento at Seattle
37	Oscar Robertson	04/01/1966	Cincinnati at Boston

## Most Points, Playoff Game Sacramento Era

PTS	Player	Date	Opponent
39	Peja Stojakovic	05/10/2003	Sacramento vs Dallas (2OT)
38	De'Aaron Fox	04/23/2023	Sacramento at Golden State
38	De'Aaron Fox	04/15/2023	Sacramento vs. Golden State
38	Peja Stojakovic	05/03/2005	Sacramento at Seattle
38	Bonzi Wells	05/02/2006	Sacramento at San Antonio
37	Mitch Richmond	04/28/1996	Sacramento at Seattle
37	Peja Stojakovic	05/02/2001	Sacramento at Phoenix
36	Mike Bibby	04/29/2004	Sacramento vs Dallas
35	Mike Bibby	05/03/2005	Sacramento at Seattle
34	Chris Webber	05/06/2001	Sacramento at L.A. Lakers
33	Eddie Johnson	04/22/1986	Sacramento vs Houston
33	Mike Bibby	05/04/2004	Sacramento at Minnesota
32	Malik Monk	04/15/2023	Sacramento vs. Golden State



# A GAME 7 THRILLER FOR THE NBA TITLE

The Sacramento Kings' lone franchise NBA World Championship came in 1951 when the then-Rochester Royals defeated the New York Knickerbockers in seven games. Following is the game story and box score of the Royals' thrilling 79-75 Game 7 victory over the Knickerbockers as it appeared in the New York Times.

By Leonard Koppett

ROCHESTER, N.Y., April 21 — Proving once again that free throws are more important than field goals, the Rochester Royals won the National Basketball Association championship before 4,200 spectators at the arena tonight by beating the New York Knickerbockers, 79 to 75, in the seventh game of the final play-off series. The Royals had won the first three games, the Knicks the next three.

Just how completely dependent Rochester's victory was on its foul line steadiness is clear in the chronology and statistics of the game. Bob Davies broke a 75-all tie with forty-four seconds to play when he sank two free throws after being fouled by Dick McGuire while driving to the basket; and in all, the Royals made twenty-nine out of thirty-seven free-throw attempts while New York sank only seventeen out of twenty-five. The Knicks had four more baskets, twenty-nine to twenty-five.

The fouls brought about New York's defeat in another way, too. Both its centers, Nat Clifton and Connie Simmons, fouled out in the last quarter, when the Knicks took the lead for the first time after trailing by as much as fourteen points in the first half. Meanwhile Arnie Risen, Rochester's center who took top-scoring honors with 24 points and scored the deciding basket before Davies made his free throws, committed his fourth foul twenty-two minutes before the game ended and played unpenalized the rest of the way.

## Clifton, Simmons Foul Out

With Clifton and Simmons out, the Knicks were unable to control the jump balls that followed each foul in the last three minutes, so that their doom was really sealed when Risen made his last basket. New York was ahead, 74 to 72, when Simmons fouled out with two minutes left. Risen made the toss, then jumped against Ernie Vandeweghe and, when Rochester got possession, Arnie's hook shot put the Royals ahead, 75 to 74. Boryla tied it up a moment later but Rochester then froze the ball until Davies drove in.

Before the final minutes, the Knickerbockers' made another of their typical comebacks that marked their play all season long. The most "overtime" club in the league, they qualified for the final by coming from behind in their final game against Syracuse, and, after losing the first three to Rochester, trailed in each of the three games they won.

Tonight, trying to perform the ultimate in comebacks, they started by falling behind, 13 to 3. By the end of the first quarter they were up to 22 to 16, but a few minutes later Rochester led, 32 to 18. The Knicks battled back to within four points but trailed, 40 to 36, at halftime.

## Knicks Finally Take Lead

In the third quarter they climbed to within three, then two, and were behind, 62 to 60, entering the last quarter. They finally achieved a 69-all tie midway through the period and took the lead for the first time, 71 to 70, with four minutes to go. Both times Gallatin converted under-the-basket feeds from McGuire.

McGuire added a foul half a minute later and the teams alternated free throws until Simmons fouled out against Risen. Rochester's final basket, with two seconds left, was a lay-up by Coleman after a successful freeze had settled matters.

Lou Eisenstein and Stan Stutz, the officials, charged the Knicks with thirty-two personals and the Royals with twenty-two. Splitting each team's total evenly between the two halves. Very few fouls were called against Rochester, however, in the play under the boards, where the Royals emerged with a 48-to-41 edge in rebounds. Clifton's fifth personal was particularly unfortunate for the Knicks, since it came while Rochester was holding the ball at mid-court. He was called for bumping Risen while moving into position. A minute and a half later he fouled out.

## Coaches Voice No Complaints

No complaints were voiced about the officials, however, either by Knick coach, Joe Lapchick, or Rochester coach, Les Harrison, who, after Rochester's loss in New York Wednesday, found Eisenstein unsatisfactory and asked that he be replaced for tonight's game.

By their victory, the Royals earned \$7,500 to add to their previous winnings and wound up with \$13,250 in play-off money to divide up. The Knicks finished with \$2,500 less and the satisfaction-disappointment of one of basketball's greatest near-misses.

		NEW YORK (75)						
Players	FG	FGA	FT	FTA	TP	PF	A	R
Boryla, F	6	13	4	4	16	3	2	7
Clifton, C	4	11	3	6	11	6	2	8
Gallatin, F	5	8	2	3	12	4	1	10
Lumpp, G	0	2	0	0	0	1	0	0
McGuire, G	1	1	2	2	4	5	4	4
Simmons, C	4	15	3	5	11	6	3	8
Vandeweghe, G	2	6	1	2	5	5	5	3
Zaslofsky, G	7	14	2	3	16	2	2	1
Totals	29	70	17	25	75	32	19	41

		ROCHESTER (79)						
Players	FG	FGA	FT	FTA	TP	PF	A	R
Calhoun, F	0	0	0	0	0	0	1	1
Coleman, F	3	6	3	6	9	4	9	7
Davies, G	7	19	6	7	20	4	3	3
Holzman, G	1	1	0	0	2	0	0	0
Johnson, F	2	8	7	7	11	5	3	11
McNamee, C	0	1	0	0	0	2	0	2
Risen, C	7	19	10	14	24	4	2	13
Saul, G	0	0	0	0	0	0	1	0
Wanzer, G	5	11	3	3	13	3	3	11
Totals	25	65	29	37	79	22	22	48

New York	16	18	26	15	—	75
Rochester	22	18	22	17	—	79

Officials: Stan Stutz and Lou Eisenstein.

SACRAMENTO

*Kings*

BASKETBALL

# *OPPONENTS*



# ATLANTA HAWKS



**Team Address:** 101 Marietta Street, Suite 1900, Atlanta, GA 30303  
**PF Address:** Emory Sports Medicine Complex, 1968 Hawks Lane, Brookhaven, GA 30329  
**Phone:** (404) 878-3800  
**Website:** Hawks.com  
**X:** @ATLHawks;  
**PR X:** @HawksPR

**COLORS:**



**HOME COURT (CAPACITY):**  
 State Farm Arena (17,044) - opened 1999

**FOUNDED:** 1949-50, Tri-Cities Blackhawks; 1951-52, Milwaukee Hawks; 1955-56, St. Louis Hawks; 1968-69, Atlanta Hawks

**HEAD COACH:** Quinn Snyder (College - NC State)  
**ASSISTANT COACHES:**  
 Bryan Bailey (College - Bucknell Univeristy)  
 Mike Brey (College - George Washington)  
 Brittni Donaldson (College - Northern Iowa)  
 Steve Klei (College - Indiana University)  
 Igor Kokoskov (College - Belgrade)  
 Antonio Lang (College - Duke)  
 Sanjay Lumpkin (College - Northwestern)  
 Ronald Nored (College - Butler)  
 Ryan Schmidt (College - Western Oregon)  
 Ekpe Udoh (College - Baylor)  
 Jeff Watkinson (College - North Carolina State)  
**DIRECTOR OF INTEGRATIVE HEALTH:** Ray Chow (College - University of Toronto)  
**DIRECTOR OF ATHLETIC TRAINING:** Scottie Parker (College - Northwestern (MN))  
**HEAD STRENGTH & CONDITIONING COACH:** Paddy Hogben (College - University of Bath)  
**PRINCIPAL OWNER & GOVERNOR OF THE BOARD OF DIRECTORS:** Tony Ressler  
**CEO:** Steve Koonin  
**GENERAL MANAGER:** Landry Fields  
**ASSISTANT GENERAL MANAGER:** Kyle Korver  
**SVP, SALARY CAP ADMINISTRATION:** Michelle Leftwich  
**SVP, TEAM OPERATIONS:** Dan Martinez  
**VP, PLAYER PERSONNEL:** Dotun Akinwale  
**VP, BASKETBALL OPERATIONS:** Grant Liffman  
**VP, BASKETBALL STRATEGY AND ANALYTICS:** Dwight Lutz  
**VP, PLAYER PERSONNEL AND BASKETBALL INTELLIGENCE:** Tori Miller  
**VP, CAP STRATEGY AND PLAYER PERSONNEL:** Ryan Silverstein  
**EXECUTIVE VICE PRESIDENT & CHIEF COMMUNICATIONS OFFICER:** Garin Narain  
**VICE PRESIDENT, BASKETBALL COMMUNICATIONS:** Jon Steinberg  
**SENIOR MANAGER, BASKETBALL COMMUNICATIONS:** Billy Hartman  
**RADIO:** 92.9 The Game, Steve Holman, Mike Conti (pregame,halftime, postgame host)  
**TV:** Bally Sports Southeast (cable), Bob Rathbun, Dominique Wilkins, Tabitha Turner

**NBA TITLES WON:** 1, 1957-58

**ALL-TIME NBA REGULAR SEASON RECORD:**  
 2891-2964 (.494)

**2022-23 RECORD:** 41-41 (2nd in Southeast)

**2022-23 NBA PLAYOFFS RESULTS :** Lost 4-2 to Boston in the First Round

**ALL-TIME SERIES (74 YEARS)**

	OVERALL	HOME	ROAD
Sac-Era	24-48	17-18	7-28
All-Time	159-164		

**CURRENT STREAKS**

	OVERALL	HOME	ROAD
Kings	L4	L2	L2

**2023-24 SERIES SCHEDULE**

DATE	SITE	TIME (PT)
11/23	Golden 1 Center	4:30 p.m.
1/4	State Farm Arena	7:00 p.m.

**2022-23 VS. HAWKS (0-2)**

DATE	SITE	RESULT
11/23	State Farm Arena	L, 106-115
1/4	Golden 1 Center	L, 117-120

**SERIES FACTS**

Last Home Win: 3/24/21 (110-108)  
 Last Road Win: 11/8/19 (121-109)  
 Last Home Loss: 1/4/23 (117-120)  
 Last Road Loss: 11/23/22 (106-115)  
 Biggest Win: 32 (99-67) vs. Mil., 2/26/52  
 Biggest Loss: 46 (80-126) @ Atl, 11/15/17

**2022-23 SEASON SERIES (0-2) SACRAMENTO KINGS VS. ATLANTA**

PLAYER	G-GS	MIN	FG-FGA	PCT	3FG-A	PCT	FT-FTA	PCT	OFF	DEF	TOT	AST	PF-DQ	STL	TO	BLK	PTS	AVG
Fox	1-1	38	12-23	.522	1-3	.333	5-7	.714	1	1	2	6	2-0	1	1	0	30	30.0
Fox	2-2	69	16-40	.400	1-7	.143	10-14	.714	1	9	10	10	5-0	2	5	0	43	21.5
Huerter	2-2	63	12-25	.480	7-16	.438	6-6	1.000	0	7	7	10	9-0	2	5	1	37	18.5
Monk	2-0	46	15-27	.556	4-11	.364	2-2	1.000	0	2	2	9	5-0	4	2	0	36	18.0
Sabonis	2-2	74	13-24	.542	0-1	.000	9-12	.750	5	22	27	15	5-0	3	7	1	35	17.5
Barnes	2-2	69	11-23	.478	2-9	.222	6-6	1.000	2	9	11	2	1-0	1	2	0	30	15.0
Lyles	2-0	34	5-8	.625	1-3	.333	3-3	1.000	6	6	12	3	6-0	1	2	1	14	7.0
Murray	2-2	47	3-12	.250	2-6	.333	4-4	1.000	4	7	11	1	5-0	1	2	2	12	6.0
Metu	1-0	14	2-3	.667	1-1	1.000	0-0	---	1	5	6	1	1-0	0	0	0	5	5.0
Mitchell	2-0	43	4-10	.400	1-2	.500	0-1	.000	0	0	2	2	2-0	0	1	0	9	4.5
Davis	2-0	13	1-3	.333	0-0	---	0-0	---	1	1	2	0	3-0	1	2	0	2	1.0
Dellavedova	1-0	2	0-0	---	0-0	---	0-0	---	0	0	0	0	0-0	0	0	0	0	0.0
Holmes	1-0	5	0-2	.000	0-0	---	0-0	---	0	2	2	0	0-0	0	0	0	0	0.0
Okpala	1-0	0	0-0	---	0-0	---	0-0	---	0	0	0	0	0-0	0	0	0	0	0.0
KINGS	2	480	82-177	.463	19-56	.339	40-48	.833	20	70	90	53	42-0	15	30	5	223	111.5
HAWKS	2	480	86-176	.489	21-60	.350	42-45	.933	17	74	91	44	41-0	18	29	10	235	117.5

**2022-2023 SEASON SERIES (2-0) ATLANTA HAWKS VS. SACRAMENTO**

PLAYER	G-GS	MIN	FG-FGA	PCT	3FG-FGA	PCT	FT-FTA	PCT	OFF	DEF	TOT	AST	PF-DQ	STL	TO	BLK	PTS	AVG
Young	2-2	66	18-31	.581	5-9	.556	15-16	.938	0	1	1	13	4-0	1	9	0	56	28.0
Murray	2-2	70	13-33	.394	2-8	.250	8-8	1.000	2	11	13	8	3-0	6	4	0	36	18.0
Hunter	2-2	70	14-29	.483	3-11	.273	4-5	.800	3	15	18	4	5-0	3	4	1	35	17.5
Bogdanovic	1-0	32	7-13	.538	3-7	.429	0-0	---	2	6	8	3	2-0	1	0	0	17	17.0
Collins	2-2	72	10-23	.435	2-11	.182	7-7	1.000	0	15	15	5	8-0	3	6	3	29	14.5
Capela	1-1	28	5-10	.500	0-0	---	1-1	1.000	4	10	14	1	3-0	0	0	3	11	11.0
Griffin	2-0	41	6-14	.429	3-9	.333	2-2	1.000	1	3	4	4	1-0	1	1	1	17	8.5
Okongwu	2-1	51	4-8	.500	0-0	---	5-6	.833	4	10	14	2	9-0	0	4	2	13	6.5
A. Holiday	2-0	26	4-7	.571	3-4	.750	0-0	---	0	0	0	2	4-0	2	0	0	11	5.5
Johnson	2-0	20	5-8	.625	0-1	.000	0-0	---	1	2	3	2	2-0	1	0	0	10	5.0
Kaminsky	1-0	2	0-0	---	0-0	---	0-0	---	0	1	1	0	0-0	0	0	0	0	0.0
HAWKS	2	480	86-176	.489	21-60	.350	42-45	.933	17	74	91	44	41-0	18	29	10	235	117.5
KINGS	2	480	82-177	.463	19-56	.339	40-48	.833	20	70	90	53	42-0	15	30	5	223	111.5



# ATLANTA HAWKS



DOMINIQUE WILKINS

## KINGS VS HAWKS

DATE	W/L	H/A	SCORE	+/-	DATE	W/L	H/A	SCORE	+/-
1/14/86	L	A	104-115	-11	1/7/05	W	A	100-97	+3
2/13/86	L	H	114-123	-9	2/22/05	W	H	114-104	+10
11/30/86	L	H	109-113	-4	2/12/06	W	H	109-84	+25
12/12/86	L	A	120-130	-10	3/3/06	W	A	102-93	+9
12/13/87	L	H	100-106	-6	12/10/06	W	H	117-92	+25
2/16/87	W	A	118-115	+3	3/19/07	L	A	76-99	-23
12/6/88	L	A	113-123	-10	2/20/08	W	H	119-107	+12
3/16/89	L	H	103-119	-16	2/27/08	L	A	117-123	-6
12/19/89	L	A	112-115	-3	2/18/09	L	H	100-105	-5
1/16/90	W	H	108-91	+17	3/17/09	L	A	97-119	-22
11/6/90	L	H	85-102	-17	11/4/09	L	H	105-113	-8
2/25/91	L	A	88-96	-8	1/20/10	L	A	97-108	-11
11/14/91	W	H	98-96	+2	1/4/11	L	H	102-108	-6
11/20/91	L	A	104-116	-12	1/17/11	L	A	98-100	-2
1/25/93	L	A	106-117	-11	3/11/12	L	H	99-106	-7
2/11/93	W	H	116-105	+11	11/16/12	L	H	96-112	-16
11/16/93	L	A	95-118	-23	2/22/13	L	A	108-122	-14
3/31/94	L	H	102-106	-4	11/5/13	L	H	100-105	-5
11/12/94	W	H	105-97	+8	12/18/13	L	A	107-124	-17
2/27/95	L	A	99-118	-19	3/9/15	L	A	105-130	-25
11/19/95	L	H	94-108	-14	3/16/15	L	H	103-110	-7
1/9/96	L	A	88-104	-16	11/18/15	L	A	97-103	-6
11/7/96	L	H	87-91	-4	1/21/16	W	H	91-88	+3
3/29/97	L	A	74-88	-14	11/31/16	L	A	95-106	-11
11/14/97	L	A	103-104	-1	2/10/17	W	H	108-107	1
12/14/97	L	H	89-93	-4	11/15/17	L	A	80-126	-46
12/2/99	L	A	100-110	-10	3/22/18	W	H	105-90	+15
2/23/00	L	H	94-100	-6	11/1/18	W	A	146-115	+31
12/12/00	L	A	99-107	-8	1/30/19	W	H	135-113	+22
2/20/01	W	H	94-80	+14	11/8/19	W	A	121-109	+12
2/19/02	W	H	99-79	+20	3/13/21	L	A	106-121	-15
3/31/02	W	A	92-91	+1	3/24/21	W	H	110-108	+2
11/10/02	W	H	105-97	+8	1/5/22	L	H	102-108	-6
1/24/03	L	A	104-115	-11	1/26/22	L	A	104-121	-17
12/19/03	W	A	98-86	+12	11/23/22	L	A	106-115	-9
1/6/04	W	H	105-89	+16	1/4/23	L	H	117-120	-3

	OVR	HM	RD	NTL
49-68	99-90			
68-69	2-4	1-1	1-2	0-1
69-70	3-3	1-0	1-1	1-2
70-71	4-2	3-0	1-2	
71-72	3-3	2-1	1-2	
72-73	2-2	2-0	0-2	
73-74	3-1	1-1	2-0	
74-75	2-2	1-1	1-1	
75-76	2-2	2-0	0-2	
76-77	2-1	0-1	2-0	
77-78	1-2	1-1	0-1	
78-79	2-2	2-0	0-2	
79-80	2-0	1-0	1-0	
80-81	1-1	1-0	0-1	
81-82	1-1	1-0	0-1	
82-83	2-0	1-0	1-0	
83-84	2-0	1-0	1-0	
84-85	2-0	1-0	1-0	
85-86	0-2	0-1	0-1	
86-87	0-2	0-1	0-1	
87-88	1-1	0-1	1-0	
88-89	0-2	0-1	0-1	
89-90	1-1	1-0	0-1	
90-91	0-2	0-1	0-1	
91-92	1-1	1-0	0-1	
92-93	1-1	1-0	0-1	
93-94	0-2	0-1	0-1	
94-95	1-1	1-0	0-1	

	OVR	HM	RD	NTL
95-96	0-2	0-1	0-1	
96-97	0-2	0-1	0-1	
97-98	0-2	0-1	0-1	
98-99	0-0	0-0	0-0	
99-00	0-2	0-1	0-1	
00-01	1-1	1-0	0-1	
01-02	2-0	1-0	1-0	
02-03	1-1	1-0	0-1	
03-04	2-0	1-0	1-0	
04-05	2-0	1-0	1-0	
05-06	2-0	1-0	1-0	
06-07	1-1	1-0	0-1	
07-08	1-1	1-0	0-1	
08-09	0-2	0-1	0-1	
09-10	0-2	0-1	0-1	
10-11	0-2	0-1	0-1	
11-12	0-1	0-1	0-0	
12-13	0-2	0-1	0-1	
13-14	0-2	0-1	0-1	
14-15	0-2	0-1	0-1	
15-16	1-1	1-0	0-1	
16-17	1-1	1-0	0-1	
17-18	1-1	1-0	0-1	
18-19	2-0	1-0	1-0	
19-20	1-0	0-0	1-0	
20-21	1-1	1-0	0-1	
21-22	0-2	0-1	0-1	
22-23	0-2	0-1	0-1	



# BOSTON CELTICS



226 Causeway Street, 4th Floor  
Boston, MA 02114

Phone: (617) 854-8000

Fax: (617) 854-8000

Website: Celtics.com

X/Instagram: @celtics

## COLORS:



Celtics Green



Celtics Gold



Celtics Black



Celtics Brown



Celtics Beige



Celtics White

## HOME COURT (CAPACITY):

TD Garden (18,624) - opened 1995

FOUNDED: 1946-47, Boston Celtics

**HEAD COACH:** Ime Udoka (College - Portland State)

### ASSISTANT COACHES:

Will Hardy (College - Williams College)

Damon Stoudamire (College - Arizona)

Ben Sullivan (College - Portland)

Joe Mazzulla (College - West Virginia)

Aaron Miles (College - Kansas)

Tony Dobbins (College - Richmond)

### SPECIAL ASSISTANT TO THE HEAD COACH:

Matt Reynolds (College - Syracuse)

### Executive Director of Performance:

Phil Coles (College - Sydney)

### ATHLETIC TRAINER:

Art Horne (College - Canisius College)

### MANAGING PARTNER, GOVERNOR & CHIEF

**EXECUTIVE OFFICER:** Wyc Grousbeck

### PRESIDENT, BASKETBALL OPERATIONS:

Brad Stevens

### SENIOR VICE PRESIDENT OF COMMUNICATIONS:

Christian Megliola

### VICE PRESIDENT, MEDIA SERVICES/ALUMNI

**RELATIONS:** Jeff Twiss

### VICE PRESIDENT, COMMUNICATIONS:

Taylor Kielpinski-Rogers

### DIRECTOR, BASKETBALL COMMUNICATIONS:

Brian Olive

### MANAGER, BASKETBALL COMMUNICATIONS:

Heather Ward

### RADIO:

98.5 FM The Sports Hub, Sean Grande,

Cedric Maxwell

### TV:

NBC Sports Boston (cable), Mike Gorman,

Tom Heinsohn, Brian Scalabrine, Abby Chin

**NBA TITLES WON:** 17, last in 2007-08

### ALL-TIME NBA REGULAR SEASON RECORD:

3570-2462 (.592)

**2022-23 RECORD:** 57-25 (1st in Atlantic)

**2022-23 PLAYOFF RESULTS:** Lost 4-3 to Miami in the NBA Eastern Conference Finals

### ALL-TIME SERIES (75 YEARS)

	OVERALL	HOME	ROAD	NTL
Sac-Era	29-45	22-16	7-29	0-1
All-Time	119-190	75-69	33-103	

### CURRENT STREAKS

	OVERALL	HOME	ROAD
Kings	L4	L2	L2

### 2023-24 SERIES SCHEDULE

DATE	SITE	TIME (PT)
12/20	Golden 1 Center	7:00 p.m.
4/5	TD Garden	4:30 p.m.

### 2022-23 VS. CELTICS (0-2)

DATE	SITE	RESULT
11/25	TD Garden	L, 104-122
3/21	Golden 1 Center	L, 109-132

### SERIES FACTS

Last Home Win: 2/3/21 (116-111)

Last Road Win: 3/19/21 (107-96)

Last Home Loss: 3/21/23 (109-132)

Last Road Loss: 11/25/22 (104-122)

Biggest Win: 32 (95-63) vs. Bos., 11/13/48

Biggest Loss: 53 (75-128) vs. Bos., 1/25/22

## 2022-2023 SEASON SERIES (0-2) SACRAMENTO KINGS VS. BOSTON

PLAYER	G-GS	MIN	FG-FGA	PCT	3FG-A	PCT	FT-FTA	PCT	OFF	DEF	TOT	AST	PF-DQ	STL	TO	BLK	PTS	AVG
Fox	2-2	59	12-28	.429	5-14	.357	9-10	.900	0	5	5	5	3-0	0	3	0	38	19.0
Sabonis	2-2	70	14-25	.560	0-3	.000	6-10	.600	6	17	23	18	7-0	1	9	0	34	17.0
Mitchell	2-0	33	10-14	.714	4-6	.667	2-2	1.000	0	2	2	2	2-0	0	1	1	26	13.0
Barnes	2-2	48	7-16	.438	2-4	.500	7-8	.875	4	6	10	2	3-0	0	3	0	23	11.5
Murray	2-2	62	7-22	.318	4-16	.250	0-0	---	3	12	15	2	7-0	2	3	1	18	9.0
Davis	2-0	35	5-11	.455	5-11	.455	0-1	.000	1	6	7	1	3-0	0	2	0	15	7.5
Monk	2-0	40	5-19	.263	1-10	.100	4-5	.800	0	3	3	5	3-0	2	1	1	15	7.5
Huerter	1-1	32	2-10	.200	0-6	.000	3-3	1.000	0	3	3	3	2-0	0	2	1	7	7.0
Okpala	1-0	21	3-5	.600	1-2	.500	0-0	---	1	3	4	1	4-0	1	0	1	7	7.0
Edwards (TOT)	2-1	21	3-6	.500	2-4	.500	0-0	---	3	0	3	1	3-0	0	0	1	8	4.0
Edwards (SAC)	1-1	20	3-5	.600	2-4	.500	0-0	---	3	0	3	1	3-0	0	0	1	8	8.0
Metu	2-0	15	2-4	.500	0-0	---	3-3	1.000	1	1	2	0	1-0	0	2	0	7	3.5
Lyles	2-0	19	1-2	.500	1-2	.500	3-4	.750	1	6	7	0	1-0	0	4	1	6	3.0
Holmes	2-0	10	2-2	1.000	1-1	1.000	0-0	---	1	1	2	0	0-0	0	1	0	5	2.5
Dellavedova	2-0	7	2-3	.667	0-1	.000	0-1	.000	0	0	0	4	0-0	0	0	0	4	2.0
Dozier	1-0	5	0-2	.000	0-0	---	0-0	---	0	1	1	0	0-0	0	1	1	0	0.0
Ellis	1-0	5	0-0	---	0-0	---	0-0	---	0	0	0	1	2-0	0	0	0	0	0.0
KINGS	2	480	75-168	.446	26-80	.325	37-47	.787	21	66	87	45	41-0	6	32	8	213	106.5
CELTICS	2	480	90-175	.514	34-81	.420	40-50	.800	15	66	81	60	39-0	18	16	9	254	127.0

## 2022-2023 SEASON SERIES (2-0) BOSTON CELTICS VS. SACRAMENTO

PLAYER	G-GS	MIN	FG-FGA	PCT	3FG-A	PCT	FT-FTA	PCT	OFF	DEF	TOT	AST	PF-DQ	STL	TO	BLK	PTS	AVG
Tatum	2-2	66	24-42	.571	4-13	.308	14-20	.700	2	14	16	8	4-0	3	4	0	66	33.0
Brown	2-2	61	19-32	.594	5-11	.455	9-9	1.000	0	10	10	8	6-0	2	2	0	52	26.0
White	2-2	63	12-22	.545	8-17	.471	4-6	.667	3	7	10	14	4-0	3	1	2	36	18.0
Horford	2-2	55	9-14	.643	6-8	.750	0-0	---	1	8	9	5	2-0	1	0	2	24	12.0
Smart	2-2	62	6-19	.316	3-12	.250	6-7	.857	2	4	6	12	8-0	2	5	0	21	10.5
Pritchard	1-0	15	2-4	.500	2-3	.667	3-4	.750	0	1	1	0	0-0	0	0	0	9	9.0
Brogdon	2-0	43	5-17	.294	2-6	.333	0-0	---	1	5	6	6	3-0	4	1	1	12	6.0
Hauser	2-0	24	4-8	.500	4-8	.500	0-0	---	1	2	3	1	1-0	0	0	0	12	6.0
R. Williams	1-0	21	2-4	.500	0-0	---	2-2	1.000	2	5	7	0	5-0	0	1	1	6	6.0
G. Williams	2-0	40	3-7	.429	0-2	.000	2-2	1.000	3	3	6	5	2-0	2	0	1	8	4.0
Kornet	2-0	16	3-3	1.000	0-0	---	0-0	---	0	5	5	1	3-0	0	0	2	6	3.0
Davison	1-0	3	1-2	.500	0-0	---	0-0	---	0	0	0	0	0-0	1	0	0	2	2.0
Muscala (TOT)	2-0	14	1-5	.200	1-5	.200	0-0	---	0	3	3	0	2-0	0	1	0	3	1.5
Muscala (BOS)	1-0	3	0-0	---	0-0	---	0-0	---	0	1	1	0	1-0	0	0	0	0	0.0
Jackson	1-0	4	0-1	.000	0-1	.000	0-0	---	0	1	1	0	0-0	0	0	0	0	0.0
Vonleh	1-0	4	0-0	---	0-0	---	0-0	---	0	0	0	0	0-0	0	1	0	0	0.0
CELTICS	2	480	90-175	.514	34-81	.420	40-50	.800	15	66	81	60	39-0	18	16	9	254	127.0
KINGS	2	480	75-168	.446	26-80	.325	37-47	.787	21	66	87	45	41-0	6	32	8	213	106.5



BILL RUSSELL

## KINGS VS CELTICS

DATE	W/L	H/A	SCORE	+/-					
12/11/85	L	A	101-118	-17	12/30/05	W	H	116-112	+4
2/11/86	W	H	105-100	+5	1/27/06	L	A	74-84	-10
12/29/86	L	H	102-119	-17	1/19/07	W	A	96-91	+5
1/9/87	L	A	99-109	-10	2/20/07	W	H	104-101	+3
12/27/87	L	H	102-114	-12	12/12/07	L	A	78-90	-12
1/15/88	L	A	86-122	-36	12/26/07	L	H	69-89	-20
1/27/89	L	A	116-128	-12	12/28/08	L	H	63-108	-45
2/22/89	L	H	91-99	-8	1/28/09	L	A	100-119	-19
12/27/89	L	H	112-115 <sup>OT</sup>	-3	2/16/10	L	H	92-95	-3
2/4/90	L	A	89-121	-32	3/26/10	L	A	86-94	-8
11/23/90	L	A	105-115	-10	1/12/11	L	A	95-119	-24
3/12/91	L	H	95-110	-15	2/1/11	L	H	90-95	-5
11/12/91	L	H	103-126	-23	3/16/12	W	H	120-95	+25
1/6/92	L	A	108-110	-2	12/30/12	W	H	118-96	+22
12/27/92	W	H	118-102	+16	1/30/13	L	A	81-99	-18
3/29/93	L	A	89-110	-21	2/7/14	L	A	89-99	-10
12/8/93	L	A	115-129	-14	2/22/14	W	H	105-98	+7
2/22/94	W	H	95-93	+2	12/31/14	L	A	84-106	-22
1/15/95	L	A	97-87	-1	2/20/15	W	H	109-101	+8
2/14/95	W	H	108-101	+7	12/3/15	L	N*	97-114	-17
1/10/96	L	A	104-113	-9	2/7/16	L	A	119-128	-9
2/16/96	L	H	102-130	-28	* Mexico City (SAC was home team)				
12/28/96	W	H	126-96	+30	12/2/16	L	A	92-97	-5
2/26/97	W	A	111-105	+6	2/8/17	W	H	108-92	+16
2/17/98	W	H	102-99	+3	11/1/17	L	A	86-113	-27
2/25/98	L	A	94-111	-17	3/25/18	L	H	93-104	-11
2/16/99	W	H	101-98	+3	3/6/19	L	H	1109-111	-2
12/28/99	W	H	114-101	+13	3/14/19	L	A	120-126	-6
1/7/00	L	A	93-101	-8	11/17/19	W	H	100-99	+1
12/15/00	W	A	104-81	+23	11/25/19	L	A	102-103	-1
1/17/01	W	H	111-106	+5	2/3/21	W	H	116-111	+15
12/30/01	W	H	109-94	+15	3/19/21	W	A	107-96	+11
2/6/02	W	A	102-85	+17	1/25/22	L	A	75-128	-53
2/20/03	W	H	105-83	+22	3/18/22	L	H	97-126	-29
4/4/03	W	A	93-92	+1	11/25/22	L	A	104-122	-18
11/9/03	L	A	82-91	-9	3/21/23	L	H	109-132	-23
2/17/04	W	H	127-111	+16					
12/5/04	W	H	119-105	+14					
2/13/05	W	A	104-100	+4					

	OVR	HM	RD	NTL
48-72	75-120			
72-73	1-3	0-2	1-1	
73-74	1-3	1-1	0-2	
74-75	2-2	1-1	1-1	
75-76	2-2	2-0	0-2	
76-77	1-3	1-1	0-2	
77-78	2-2	2-0	0-2	
78-79	3-1	1-1	2-0	
79-80	1-1	1-0	0-1	
80-81	1-1	1-0	0-1	
81-82	0-2	0-1	0-1	
82-83	1-1	1-0	0-1	
83-84	0-2	0-1	0-1	
84-85	0-2	0-1	0-1	
85-86	1-1	1-0	0-1	
86-87	0-2	0-1	0-1	
87-88	0-2	0-1	0-1	
88-89	0-2	0-1	0-1	
89-90	0-2	0-1	0-1	
90-91	0-2	0-1	0-1	
91-92	0-2	0-1	0-1	
92-93	1-1	1-0	0-1	
93-94	1-1	1-0	0-1	
94-95	1-1	1-0	0-1	
95-96	0-2	0-1	0-1	
96-97	2-0	1-0	1-0	
97-98	1-1	1-0	0-1	
98-99	1-0	1-0	0-0	
99-00	1-1	1-0	0-1	
00-01	2-0	1-0	1-0	
01-02	2-0	1-0	1-0	
02-03	2-0	1-0	1-0	
03-04	1-1	1-0	0-1	
04-05	2-0	1-0	1-0	
05-06	1-1	1-0	0-1	
06-07	2-0	1-0	1-0	
07-08	0-2	0-1	0-1	
08-09	0-2	0-1	0-1	
09-10	0-2	0-1	0-1	
10-11	0-2	0-1	0-1	
11-12	1-0	1-0	0-0	
12-13	1-1	1-0	0-1	
13-14	1-1	1-0	0-1	
14-15	1-1	1-0	0-1	
15-16	0-2	0-0	0-1	0-1
16-17	1-1	1-0	0-1	
17-18	0-2	0-1	0-1	
18-19	0-2	0-1	0-1	
19-20	1-1	1-0	0-1	
20-21	2-0	1-0	1-0	
21-22	0-2	0-1	0-1	
22-23	0-2	0-1	0-1	

# BROOKLYN NETS



168 39th St, 7th Floor, Brooklyn, NY 11232

**PF Address:** HSS Training Center, 168 39th St, 8th Floor, Brooklyn, NY 11232

**Phone:** (718) 933-3000

**Business Phone:** (718) 215-2299

**Website:** brooklynnets.com

**X/Instagram:** @brooklynnets

**COLORS:**



Nets Black  
Nets White

**HOME COURT [CAPACITY]:**

Barclays Center [17,732] - opened 2012

**FOUNDED:** 1967-68, New Jersey Americans; 1968-69, New York Nets; 1977-78, New Jersey Nets, Former member of ABA; 2012-13, Brooklyn Nets

**HEAD COACH:** Jacque Vaughn (College - Kansas)  
**ASSISTANT COACHES:**  
 Kevin Ollie (College - Connecticut)  
 Willie Weaver (College - Texas)  
 Jay Hernandez (College - Hofstra)  
 Trevor Hendry (College - Clark University)  
 Ryan Forehan-Kelly (College - California)  
 Ronnie Burrell (College - UNC Greensboro)  
**ASSISTANT COACH/DIRECTOR OF PLAYER DEVELOPMENT:** Adam Caporn (College - Saint Mary's College (CA))  
**ASSISTANT COACH/PLAYER DEVELOPMENT:** Corey Vinson (College - LSU)  
**DIRECTOR OF SPORTS MEDICINE:** Les Gelis (College - La Trobe)  
**DIRECTOR OF SPORTS SCIENCE:** Dan Meehan (College - University of Melbourne)  
**HEAD ATHLETIC TRAINER/PHYSICAL THERAPIST:** Jonathan Filipe (College - Kings' College)  
**DIRECTOR OF PERFORMANCE REHABILITATION:** Stefania Rizzo (College - University of Western Ontario)  
**HEAD STRENGTH AND CONDITIONING COACH:** Dave Regan (College - Australian Catholic University)  
**PHYSICAL PERFORMANCE COACH:** Chris Miller (College - USC)  
**GOVERNOR, BROOKLYN NETS:** Joseph Tsai  
**VICE CHAIRMAN, BSE GLOBAL:** Clara Wu Tsai  
**ALTERNATE GOVERNOR, BROOKLYN NETS:** Oliver Weisberg  
**ALTERNATE GOVERNOR & CHIEF EXECUTIVE OFFICER:** Sam Zussman  
**ALTERNATE GOVERNOR & GENERAL MANAGER:** Sean Marks  
**ASSISTANT GENERAL MANAGER:** Jeff Peterson  
**ASSISTANT GENERAL MANAGER:** Andy Birdsong  
**SR. DIRECTOR OF PUBLIC RELATIONS:** Aaron Harris  
**DIRECTOR OF PUBLIC RELATIONS:** Eli Pearlstein  
**SR. MANAGER OF PUBLIC RELATIONS:** Megan Walsh  
**COORDINATOR OF PUBLIC RELATIONS:** Daniel Loftus  
 TV: YES Network, Ian Eagle, Ryan Ruocco, Noah Eagle, Sarah Kustok, Richard Jefferson, Meghan Triplett  
 Radio: WFAN (660 AM/101.9 FM), Chris Carrino, Tim Capstraw

**NBA TITLES WON:** None

**ALL-TIME NBA REGULAR SEASON RECORD:** 1577-2127 (.426)

**2022-23 RECORD:** 45-37 (4th in Atlantic)

**2022-23 PLAYOFF RESULTS:** Lost 0-4 to Philadelphia in the First round

**ALL-TIME SERIES (47 YEARS)**

	OVERALL	HOME	ROAD
Sac-Era	34-39	24-12	10-27
All-Time	52-45	35-13	17-32

**CURRENT STREAKS**

	OVERALL	HOME	ROAD
Kings	W2	W2	W1

**2023-24 SERIES SCHEDULE**

DATE	SITE	TIME (PT)
12/11	Golden 1 Center	7:00 p.m.
4/7	Barclays Center	4:30 p.m.

**2022-23 VS. NETS (2-0)**

DATE	SITE	RESULT
11/15	Golden 1 Center	W, 153-121
3/16	Barclays Center	W, 101-96

**SERIES FACTS**  
 Last Home Win: 11/15/22 (153-121)  
 Last Road Win: 3/16/23 (101-96)  
 Last Home Loss: 2/15/21 (125-136)  
 Last Road Loss: 2/14/22 (109-85)  
 Biggest Win: 36 (118-82) @ NJ, 1/9/03  
 Biggest Loss: 34 (83-117) @ NJ, 2/4/02

## 2022-2023 SEASON SERIES (2-0) SACRAMENTO KINGS VS. BROOKLYN

PLAYER	G-GS	MIN	FG-FGA	PCT	3FG-A	PCT	FT-FTA	PCT	OFF	DEF	TOT	AST	PF-DQ	STL	TO	BLK	PTS	AVG
Sabonis	2-2	66	14-20	.700	0-2	.000	13-14	.929	8	20	28	12	7-0	1	7	5	41	20.5
Fox	2-2	59	10-28	.357	3-13	.231	9-15	.600	1	9	10	14	1-0	1	1	1	32	16.0
Davis	2-0	35	12-18	.667	7-12	.583	0-0	---	0	11	11	4	5-0	3	1	1	31	15.5
Barnes	2-2	52	7-14	.500	3-7	.429	10-11	.909	1	9	10	5	5-0	1	1	0	27	13.5
Monk	2-0	46	9-20	.450	4-10	.400	5-6	.833	2	6	8	12	3-0	0	4	0	27	13.5
Lyles	2-0	36	8-21	.381	5-11	.455	2-4	.500	4	7	11	1	2-0	1	3	0	23	11.5
Edwards (TOT)	1-0	24	4-6	.667	2-4	.500	0-0	---	2	1	3	1	4-0	0	2	0	10	10.0
Edwards (SAC)	1-0	24	4-6	.667	2-4	.500	0-0	---	2	1	3	1	4-0	0	2	0	10	10.0
Huerter	2-2	36	7-14	.500	5-9	.556	0-0	---	2	2	4	4	2-0	1	2	0	19	9.5
Murray	2-2	44	6-14	.429	3-8	.375	0-0	---	0	7	7	0	4-0	1	1	0	15	7.5
Okpala	1-0	12	1-1	1.000	0-0	---	4-4	1.000	0	0	0	0	2-0	0	0	0	6	6.0
Holmes	1-0	6	2-2	1.000	1-1	1.000	0-0	---	0	1	1	0	2-0	0	0	0	5	5.0
Mitchell	2-0	30	4-9	.444	0-4	.000	2-3	.667	1	1	2	3	2-0	0	1	1	10	5.0
Len	1-0	5	2-2	1.000	0-0	---	0-0	---	0	1	1	0	0-0	0	0	0	4	4.0
Metu	2-0	21	2-5	.400	0-1	.000	0-0	---	1	3	4	1	2-0	1	4	1	4	2.0
Dellavedova	1-0	8	0-2	.000	0-0	---	0-0	---	0	0	0	4	0-0	1	1	0	0	0.0
KINGS	2	480	88-176	.500	33-82	.402	45-57	.789	22	78	100	61	41-0	11	29	9	254	127.0
NETS	2	480	73-161	.453	25-67	.373	46-56	.821	6	64	70	45	40-0	13	24	7	217	108.5

## 2022-2023 SEASON SERIES (0-2) BROOKLYN NETS VS. SACRAMENTO

PLAYER	G-GS	MIN	FG-FGA	PCT	3FG-A	PCT	FT-FTA	PCT	OFF	DEF	TOT	AST	PF-DQ	STL	TO	BLK	PTS	AVG
Durant	1-1	31	8-15	.533	0-1	.000	11-11	1.000	0	4	4	6	2-0	0	2	1	27	27.0
Bridges (TOT)	2-2	76	13-31	.419	3-13	.231	7-9	.778	2	10	12	9	3-0	4	3	3	36	18.0
Bridges (BRK)	1-1	35	7-17	.412	2-7	.286	7-8	.875	0	4	4	2	3-0	1	1	0	23	23.0
Dinwiddie (TOT)	1-1	38	6-15	.400	3-7	.429	3-8	.375	0	3	3	7	3-0	2	2	1	18	18.0
Dinwiddie (BRK)	1-1	38	6-15	.400	3-7	.429	3-8	.375	0	3	3	7	3-0	2	2	1	18	18.0
Curry	2-0	46	8-16	.500	4-7	.571	3-3	1.000	0	4	4	4	4-0	1	2	0	23	11.5
Simmons	1-0	20	5-7	.714	0-0	---	1-2	.500	0	5	5	3	0-0	1	2	0	11	11.0
Sumner	2-1	30	5-10	.500	2-5	.400	9-9	1.000	0	2	2	1	5-0	2	2	0	21	10.5
Claxton	2-2	50	9-16	.563	0-0	---	2-2	1.000	2	13	15	2	7-0	1	1	2	20	10.0
Johnson (TOT)	1-1	36	4-11	.364	2-6	.333	0-0	---	0	6	6	2	2-0	1	0	1	10	10.0
Johnson (BRK)	1-1	36	4-11	.364	2-6	.333	0-0	---	0	6	6	2	2-0	1	0	1	10	10.0
Sharpe	1-0	12	2-4	.500	1-1	1.000	2-2	1.000	0	3	3	3	1-0	0	0	1	7	7.0
Watanabe	2-0	26	5-9	.556	3-5	.600	0-0	---	1	2	3	3	2-0	0	1	0	13	6.5
Edwards	1-0	12	2-4	.500	1-3	.333	1-2	.500	2	1	3	0	1-0	1	0	1	6	6.0
Thomas	2-0	26	4-11	.364	1-4	.250	3-4	.750	0	4	4	3	0-0	1	3	0	12	6.0
Brown (TOT)	1-0	8	1-3	.333	0-0	---	3-4	.750	3	3	6	0	0-0	0	0	1	5	5.0
Finney-Smith (TOT)	1-1	24	1-4	.250	1-4	.250	2-2	1.000	0	2	2	3	4-0	0	0	0	5	5.0
Finney-Smith (BRK)	1-1	24	1-4	.250	1-4	.250	2-2	1.000	0	2	2	3	4-0	0	0	0	5	5.0
O'Neale	2-1	48	3-10	.300	3-10	.300	1-2	.500	1	6	7	3	4-0	2	3	0	10	5.0
Duke	1-0	13	2-3	.667	0-0	---	0-0	---	0	0	0	1	2-0	0	3	0	4	4.0
Mills	1-0	4	1-1	1.000	1-1	1.000	0-0	---	0	2	2	1	0-0	0	0	0	3	3.0
Harris	2-1	27	1-8	.125	1-6	.167	1-1	1.000	0	3	3	1	0-0	0	1	0	4	2.0
NETS	2	480	73-161	.453	25-67	.373	46-56	.821	6	64	70	45	40-0	13	24	7	217	108.5
KINGS	2	480	88-176	.500	33-82	.402	45-57	.789	22	78	100	61	41-0	11	29	9	254	127.0



DARRYL DAWKINS

## KINGS VS NETS

DATE	W/L	H/A	SCORE	+/-	DATE	W/L	H/A	SCORE	+/-
11/24/85	L	H	103-118	-15	1/25/05	W	H	113-93	+20
12/10/85	L	A	100-106	-6	2/16/05	L	A	85-96	-11
12/9/86	W	A	120-107	+13	11/23/05	W	H	114-105	+9
1/27/87	W	H	118-115	+3	3/6/06	W	A	109-84	+25
11/26/87	W	H	110-102	+8	1/22/07	W	H	88-87	+1
1/14/88	L	A	87-90	-3	2/23/07	L	A	96-109	-13
11/26/88	L	H	97-98	-1	12/18/07	W	A	106-101	+5
1/26/89	W	A	112-109	+3	1/22/08	W	H	128-94	+34
11/25/89	W	H	112-98	+14	11/26/08	L	H	114-116 <sup>OT</sup>	-2
3/5/90	L	A	111-128	-17	1/5/09	L	A	90-98	-8
1/28/91	W	H	101-83	+18	11/27/09	W	H	109-96	+13
2/19/91	L	A	83-97	-14	3/24/10	L	A	79-93	-14
11/19/91	L	A	118-122	-4	10/29/10	L	A	100-106	-6
1/28/92	W	H	124-118	+6	11/19/10	W	H	86-81	+5
11/28/92	L	H	89-94	-5	3/31/12	L	H	99-111	-12
12/20/92	W	A	98-104	-6	11/18/12	L	H	90-99	-9
11/14/93	L	A	102-132	-30	1/5/13	L	A	93-113	-20
3/16/94	W	H	132-111	+21	11/13/13	W	H	107-86	+21
11/23/94	L	H	98-103	-5	3/9/14	L	A	89-104	-15
12/3/94	W	A	94-89	+5	12/29/14	L	A	99-107	-8
11/11/95	L	A	84-86	-2	1/21/15	L	H	100-103	-3
11/26/95	W	H	99-92	+7	11/13/15	W	H	111-109	+2
2/25/97	L	A	90-97	-7	2/5/16	L	A	119-128	-9
3/3/97	W	H	108-95	+13	11/27/16	W	A	122-105	+17
11/30/97	L	H	73-87	-14	3/1/17	L	H	100-109	-9
2/26/98	L	A	99-102	-3	12/20/17	W	A	104-99	+5
11/23/99	W	H	105-92	+13	3/1/18	W	H	116-111 <sup>OT</sup>	+5
12/6/99	L	A	95-109	-14	1/21/19	L	A	94-123	-29
12/17/00	W	A	95-79	+16	3/19/19	L	H	121-123	-2
1/23/01	W	H	130-104	+26	11/22/19	L	A	97-116	-19
11/24/01	W	H	98-97	+1	8/7/20	L	A	106-119	-13
2/04/02	L	A	83-117	-34	2/15/21	L	H	125-136	-11
1/09/03	W	A	118-82	+36	2/23/21	L	A	118-127	-9
1/21/03	W	H	109-102	+7	2/2/22	W	H	112-101	+11
11/30/03	W	H	105-92	+13	2/14/22	L	A	109-85	-24
3/16/04	L	A	77-94	-17	11/15/22	W	H	153-121	+32
					3/16/23	W	A	101-96	+5

	OVR	HM	RD
76-77	4-0	2-0	2-0
77-78	2-2	1-1	1-1
78-79	3-1	2-0	1-1
79-80	1-1	1-0	0-1
80-81	2-0	1-0	1-0
81-82	1-1	1-0	0-1
82-83	1-1	1-0	0-1
83-84	2-0	1-0	1-0
84-85	2-0	1-0	1-0
85-86	0-2	0-1	0-1
86-87	2-0	1-0	1-0
87-88	1-1	1-0	0-1
88-89	1-1	0-1	1-0
89-90	1-1	1-0	0-1
90-91	1-1	1-0	0-1
91-92	1-1	1-0	0-1
92-93	0-2	0-1	0-1
93-94	1-1	1-0	0-1
94-95	1-1	0-1	1-0
95-96	1-1	1-0	0-1
96-97	1-1	1-0	0-1
97-98	0-2	0-1	0-1
98-99	0-0	0-0	0-0
99-00	1-1	1-0	0-1
00-01	2-0	1-0	1-0
01-02	1-1	1-0	0-1
02-03	2-0	1-0	1-0
03-04	1-1	1-0	0-1
04-05	1-1	1-0	0-1
05-06	2-0	1-0	1-0
06-07	1-1	1-0	0-1
07-08	2-0	1-0	1-0
08-09	0-2	0-1	0-1
09-10	1-1	1-0	0-1
10-11	1-1	1-0	0-1
11-12	0-1	0-1	0-0
12-13	0-2	0-1	0-1
13-14	1-1	1-0	0-1
14-15	0-2	0-1	0-1
15-16	1-1	1-0	0-1
16-17	1-1	0-1	1-0
17-18	2-0	1-0	1-0
18-19	0-2	0-1	0-1
19-20	0-2	0-0	0-2
20-21	0-2	0-1	0-1
21-22	1-1	1-0	0-1
22-23	2-0	1-0	1-0




# CHARLOTTE HORNETS



333 East Trade Street,  
Charlotte, NC 28202  
Phone: (704) 688-8600  
Website: Hornets.com  
X/Instagram: @hornets

### COLORS:



### HOME COURT (CAPACITY):

Spectrum Center (19,077) - opened 2005

**FOUNDED:** 1988-89 expansion team, 2002-03 New Orleans Hornets; 2004-05 expansion team, Charlotte Bobcats; 2014-15 Charlotte Hornets

### HEAD COACH:

Steve Clifford (College - Maine Farmington)

### ASSISTANT COACHES:

Tyrone Corbin (College - DePaul)  
Bob Beyer (College - Alfred)  
Marlon Garnett (College - Santa Clara)  
Rex Walters (College - Kansas)  
Mike Wells (College - )

Nick Friedman (College - Miami)  
Norman Richards (College - Hofstra)  
Bruce Kreutzer (College - New Paltz)

### DIRECTOR OF HEALTHCARE & SPORTS PERFORMANCE:

Joe Sharpe (College - Old Dominion)

### ASSOCIATE HEAD ATHLETIC TRAINER:

Quinton Sawyer (College - North Carolina)

### ASSISTANT ATHLETIC TRAINER: Nina Hsieh

(College - AT Stills)

### STRENGTH & CONDITIONING COACH: Adam Linens

(College - )

### ASSISTANT STRENGTH & CONDITIONING COACH:

Jason Meiring (College - )

### CO-CHAIRMAN & GOVERNOR: Rick Schnall

### CO-CHAIRMAN & ALTERNATE GOVERNOR: Gabe Plotkin

### ALTERNATE GOVERNOR: Michael Jordan

### PRESIDENT & VICE CHAIRMAN: Fred Whitfield

### EXECUTIVE VP AND COO: James R. Jordan

### PRESIDENT OF BASKETBALL OPERATIONS & GM:

Mitch Kupchak

### SVP, BASKETBALL OPERATIONS & ASSISTANT

### GENERAL MANAGER: Buzz Peterson

### VP OF PLAYER PERSONNEL: Larry Jordan

### CHIEF COMMUNICATIONS OFFICER: Mike Cristaldi

### SR. DIRECTOR OF BASKETBALL

### COMMUNICATIONS: Brian Travis

### MANAGER OF BASKETBALL COMMUNICATIONS:

McKayla Hernandez

### SR. COORDINATOR OF BASKETBALL

### COMMUNICATIONS: Jack Brandsgard

### SENIOR DIRECTOR OF CORPORATE

### COMMUNICATIONS: Josh Rosen

### RADIO: WFNZ 92.7 FM, Sam Farber

### TV: Bally Sports Southeast, Eric Collins, Dell Curry,

Ashley ShahAhmadi

### NBA TITLES WON: None

### ALL-TIME NBA REGULAR SEASON RECORD:

1153-1478 (.438)

### 2022-23 RECORD: 27-55 (5th in Southeast)

### 2022-23 PLAYOFF RESULTS: Did not qualify

### ALL-TIME SERIES (34 YEARS)

	OVERALL	HOME	ROAD
Sac-Era	29-37	18-15	11-22
All-Time	29-37	18-15	11-22

### CURRENT STREAKS

	OVERALL	HOME	ROAD
Kings	L1	L1	W1

### 2023-24 SERIES SCHEDULE

DATE	SITE	TIME (PT)
1/2	Golden 1 Center	7:00 p.m.
1/10	Spectrum Center	4:00 p.m.

### 2022-23 VS. HORNETS (1-1)

DATE	SITE	RESULT
10/31	Spectrum Center	W, 115-108
12/19	Golden 1 Center	L, 119-125

### SERIES FACTS

Last Home Win: 11/5/21 (140-110)  
Last Road Win: 10/31/22 (115-108)  
Last Home Loss: 2/28/21 (126-127)  
Last Road Loss: 12/19/22 (119-125)  
Biggest Win: 36 (119-83) vs. Cha., 3/3/13  
Biggest Loss: 42 (59-101) @ Cha., 1/10/91

## 2022-2023 SEASON SERIES (1-1) SACRAMENTO KINGS VS. CHARLOTTE

PLAYER	G-GS	MIN	FG-FGA	PCT	3FG-A	PCT	FT-FTA	PCT	OFF	DEF	TOT	AST	PF-DQ	STL	TO	BLK	PTS	AVG
Fox	2-2	43	16-29	.552	3-8	.375	10-12	.833	1	4	5	3	6-0	0	5	0	45	22.5
Sabonis	2-2	72	15-28	.536	2-3	.667	5-10	.500	9	30	39	14	10-1	2	4	0	37	18.5
Huerter	2-2	68	11-27	.407	8-18	.444	5-7	.714	1	4	5	6	6-0	2	2	1	35	17.5
Mitchell	2-0	52	12-15	.800	6-8	.750	0-0	---	1	4	5	5	2-0	4	5	0	30	15.0
Barnes	2-2	67	7-19	.368	0-7	.000	13-16	.813	2	10	12	5	1-0	2	1	0	27	13.5
Murray	2-2	63	9-24	.375	5-12	.417	0-2	.000	1	4	5	2	5-0	2	1	2	23	11.5
Monk	2-0	40	6-22	.273	3-13	.231	4-5	.800	0	2	2	6	1-0	0	3	0	19	9.5
Dellavedova	1-0	8	1-2	.500	1-2	.500	0-0	---	0	0	0	3	1-0	0	0	0	3	3.0
Lyles	2-0	26	1-4	.250	1-3	.333	3-4	.750	2	3	5	3	6-0	1	3	2	6	3.0
Davis	2-0	19	2-5	.400	0-3	.000	1-3	.333	1	1	2	2	2-0	3	1	0	5	2.5
Holmes	1-0	12	1-1	1.000	0-0	---	0-0	---	0	0	0	0	1-0	0	1	0	2	2.0
Queta	1-0	7	1-3	.333	0-0	---	0-0	---	2	2	4	0	0-0	0	1	1	2	2.0
Len	1-0	2	0-1	.000	0-0	---	0-0	---	0	0	0	0	1-0	0	0	0	0	0.0
Okpala	1-0	0	0-0	---	0-0	---	0-0	---	0	0	0	0	0-0	0	0	0	0	0.0
KINGS	2	480	82-180	.456	29-77	.377	41-59	.695	20	64	84	49	42-1	16	27	6	234	117.0
HORNETS	2	480	92-179	.514	24-60	.400	25-37	.676	17	77	94	57	51-1	15	35	13	233	116.5

## 2022-2023 SEASON SERIES (1-1) CHARLOTTE HORNETS VS. SACRAMENTO

PLAYER	G-GS	MIN	FG-FGA	PCT	3FG-A	PCT	FT-FTA	PCT	OFF	DEF	TOT	AST	PF-DQ	STL	TO	BLK	PTS	AVG
Oubre	2-2	63	18-38	.474	7-16	.438	4-6	.667	1	12	13	3	4-0	2	6	1	47	23.5
La. Ball	1-1	27	9-19	.474	5-10	.500	0-0	---	1	4	5	12	6-1	0	2	0	23	23.0
Hayward	2-2	71	11-22	.500	2-5	.400	7-7	1.000	1	8	9	7	3-0	2	5	0	31	15.5
Washington	2-2	66	13-27	.481	4-8	.500	1-2	.500	2	12	14	5	8-0	0	2	3	31	15.5
Smith	1-1	37	7-13	.538	1-5	.200	0-0	---	2	5	7	8	4-0	6	4	1	15	15.0
Plumlee	2-2	53	12-14	.857	0-0	---	3-7	.429	2	12	14	5	7-0	0	3	4	27	13.5
McDaniels	2-0	53	6-16	.375	3-8	.375	4-4	1.000	2	4	6	7	7-0	2	4	2	19	9.5
Richards	2-0	42	8-12	.667	0-0	---	2-5	.400	5	10	15	4	6-0	1	3	1	18	9.0
Maledon	2-0	37	5-13	.385	0-5	.000	4-6	.667	0	8	8	6	3-0	2	2	1	14	7.0
Bouknight	1-0	16	2-4	.500	2-3	.667	0-0	---	0	2	2	1	2-0	0	2	0	6	6.0
Thor	2-0	14	1-1	1.000	0-0	---	0-0	---	1	2	3	0	1-0	0	1	0	2	1.0
HORNETS	2	480	92-179	.514	24-60	.400	25-37	.676	17	77	94	57	51-1	15	35	13	233	116.5
KINGS	2	480	82-180	.456	29-77	.377	41-59	.695	20	64	84	49	42-1	16	27	6	234	117.0



# CHARLOTTE HORNETS



LARRY JOHNSON

## KINGS VS HORNETS

DATE	W/L	H/A	SCORE	+/-	DATE	W/L	H/A	SCORE	+/-
3/12/89	W	A	114-105	+9	1/30/08	W	H	105-91	+14
3/20/89	L	H	110-117	-7	2/22/08	W	A	116-115 <sup>OT</sup>	+1
1/27/90	W	A	92-85	+7	2/25/09	L	H	91-98	-7
3/3/90	W	A	104-103	+1	3/18/09	L	A	88-104	-16
3/8/90	W	H	111-102	+9	1/18/10	L	A	103-105	-2
3/31/90	L	H	103-115	-12	1/30/10	L	H	96-103	-7
1/10/91	L	A	59-101	-42	1/25/11	L	H	89-94	-5
2/27/91	L	H	90-96	-6	2/25/11	L	A	98-110	-12
1/9/92	L	A	96-109	-13	4/22/12	W	A	114-88	+26
1/18/92	W	H	119-113	+6	1/19/13	W	A	97-93	+4
12/4/92	L	H	111-112	-1	3/3/13	W	H	119-83	+36
1/27/93	L	A	107-117	-10	12/17/13	L	A	87-95	-8
11/17/93	L	A	113-130	-17	1/4/14	L	H	103-113	-10
1/13/94	W	H	115-104	+11	3/11/15	W	A	113-106	+7
2/22/95	L	A	89-100	-11	3/20/15	W	H	101-91	+10
3/5/95	W	H	88-80	+8	11/23/15	L	A	122-127 <sup>OT</sup>	-5
2/8/96	L	A	105-115	-10	1/25/16	L	H	128-129 <sup>2OT</sup>	-1
3/29/96	W	H	107-101 <sup>OT</sup>	+6	1/28/17	W	A	109-106	+3
1/12/97	L	H	93-97	-4	2/25/17	L	H	85-99	-14
2/6/97	L	A	100-115	-15	1/2/18	L	H	111-131	-20
12/2/97	L	A	102-121	-19	1/22/18	L	A	107-112	-5
1/4/98	W	H	106-90	+16	1/12/19	W	H	104-97	+7
2/19/99	W	H	106-95	+11	1/17/19	L	A	95-114	-19
1/25/00	W	A	110-99	+11	10/30/19	L	H	111-118	-7
3/8/00	W	H	105-92	+13	12/17/19	L	A	102-110	-8
12/13/00	L	A	90-101	-11	2/28/21	L	H	126-127	-1
12/28/00	W	H	91-87	+4	3/15/21	L	A	116-122	-6
3/8/02	W	H	99-87	+12	11/5/21	W	H	140-110	+30
3/29/02	W	A	92-87	+5	12/10/21	L	A	124-123	-1
12/7/04	W	H	109-92	+17	10/31/22	W	A	115-108	+7
3/1/05	L	A	87-94	-7	12/19/22	L	H	119-125	-6
11/29/05	W	H	110-92	+18					
12/19/05	L	A	103-106 <sup>OT</sup>	-3					
2/28/07	W	H	135-120	+15					
3/14/07	L	A	108-111	-3					

	OVR	HM	RD
88-89	1-1	0-1	1-0
89-90	3-1	1-1	2-0
90-91	0-2	0-1	0-1
91-92	1-1	1-0	0-1
92-93	0-2	0-1	0-1
93-94	1-1	1-0	0-1
94-95	1-1	1-0	0-1
95-96	1-1	1-0	0-1
96-97	0-2	0-1	0-1
97-98	1-1	1-0	0-1
98-99	1-0	1-0	0-0
99-00	2-0	1-0	1-0
00-01	1-1	1-0	0-1
01-02	2-0	1-0	1-0
04-05	1-1	1-0	0-1
05-06	1-1	1-0	0-1
06-07	1-1	1-0	0-1
07-08	2-0	1-0	1-0
08-09	0-2	0-1	0-1
09-10	0-2	0-1	0-1
10-11	0-2	0-1	0-1
11-12	1-0	0-0	1-0
12-13	2-0	1-0	1-0
13-14	0-2	0-1	0-1
14-15	2-0	1-0	1-0
15-16	0-2	0-1	0-1
16-17	1-1	0-1	1-0
17-18	0-2	0-1	0-1
18-19	1-1	1-0	0-1
19-20	0-2	0-1	0-1
20-21	0-2	0-1	0-1
21-22	1-1	1-0	0-1
22-23	1-1	0-1	1-0

# CHICAGO BULLS



1901 West Madison Street  
Chicago, IL 60612


Phone: (312) 455-4000

Website: Bulls.com

X/Instagram/TikTok: @chicagobulls

PR X: @BullsPR

### COLORS:



### HOME COURT (CAPACITY):

United Center (20,917) - opened 1994

FOUNDED: 1966-67, Chicago Bulls

**HEAD COACH:** Billy Donovan (College - Providence)

### ASSISTANT COACHES:

Maurice Cheeks (College - West Texas A&M)

Chris Fleming (College - Richmond)

Josh Longstaff (College - Bryant University)

John Bryant (College - St. Joseph's)

Damian Cotter (College - Sydney)

Billy Schmidt - (College - Dayton)

### DIRECTOR OF PLAYER DEVELOPMENT:

Peter Patton (College - DePaul)

### PLAYER DEVELOPMENT COORDINATORS:

Ty Abbott, Jordan Ash, Austin Dufault, Logan Power,

Peter Crawford

### PLAYER DEVELOPMENT SPECIALIST:

Rancik

### DIRECTOR, PERFORMANCE HEALTH:

Chip Schaefer (College - Utah)

**HEAD ATHLETIC TRAINER:** Todd Campbell (College - Northeastern)

**ASSISTANT ATHLETIC TRAINER:** Arnold Lee (College - Cal Baptist)

### HEAD STRENGTH AND CONDITIONING COACH:

Geoff Puls (College - Wisconsin-La Crosse)

### ASSISTANT STRENGTH & CONDITIONING COACH:

Matthew Comer (College - Cincinnati)

### PHYSICAL THERAPIST:

Michael Orr (College - Governor's State University)

### CHAIRMAN/ALTERNATE NBA GOVERNOR:

Jerry Reinsdorf

### PRESIDENT AND CHIEF EXECUTIVE OFFICER:

Michael Reinsdorf

### EXECUTIVE VICE PRESIDENT-BASKETBALL OPERATIONS:

Arturas Karnisovas

### CHIEF OPERATING OFFICER & GENERAL COUNSEL:

Ram Padmanabhan

### GENERAL MANAGER:

Marc Eversley

### SENIOR ADVISOR, BASKETBALL OPERATIONS:

John Paxson

### ASSISTANT GENERAL MANAGERS:

Pat Connelly, JJ Polk

### VICE PRESIDENT, BASKETBALL STRATEGY & ANALYTICS:

Steve Weinman

### VICE PRESIDENT OF COMMUNICATIONS:

Patrick Sandusky

### DIRECTOR OF BASKETBALL COMMUNICATIONS:

Beth Esler

### SR. MANAGER OF BASKETBALL COMMUNICATIONS:

Josh Schur

### SR. COORDINATOR OF BASKETBALL COMMUNICATIONS:

Andre Toran

TV: NBC Sports Chicago (cable), Adam Amin, Stacey King

RADIO: 670 The Score (WSCR AM 670), Chuck Swirsky,

Bill Wennington

RADIO (SPANISH): WRTO (1200 AM), Miguel Esparza,

Elio Benitez

**NBA TITLES WON:** 6, last 1997-98

### ALL-TIME NBA REGULAR SEASON RECORD:

2344-2254 (.510)

**2022-23 RECORD:** 40-42 (3rd in Central)

**2022-23 PLAYOFF RESULTS:** Did not qualify

### ALL-TIME SERIES (57 YEARS)

	OVERALL	HOME	ROAD
Sac-Era	37-37	21-16	16-21
All-Time	84-84	49-30	33-49

### CURRENT STREAKS

	OVERALL	HOME	ROAD
Kings	W3	W3	W1

### 2023-24 SERIES SCHEDULE

DATE	SITE	TIME (PT)
2/3	United Center	5:00 p.m.
3/4	Golden 1 Center	7:00 p.m.

### 2022-23 VS. BULLS (2-0)

DATE	SITE	RESULT
12/4	Golden 1 Center	W, 110-101
3/15	United Center	W, 117-114

### SERIES FACTS

Last Home Win: 12/4/22 (110-101)

Last Road Win: 3/15/23 (117-114)

Last Home Loss: 12/2/19 (106-113)

Last Road Loss: 2/16/22 (118-125)

Biggest Win: 42 (121-79) vs. Chi., 3/13/13

Biggest Loss: 47 (82-129) @ Chi., 2/22/91

### 2022-2023 SEASON SERIES (2-0) SACRAMENTO KINGS VS. CHICAGO

PLAYER	G-GS	MIN	FG-FGA	PCT	3FG-A	PCT	FT-FTA	PCT	OFF	DEF	TOT	AST	PF-DQ	STL	TO	BLK	PTS	AVG
Fox	2-2	65	17-31	.548	6-13	.462	8-9	.889	0	10	10	5	3-0	4	9	0	48	24.0
Monk	2-0	48	14-26	.538	8-17	.471	3-3	1.000	0	6	6	8	4-0	3	6	1	39	19.5
Barnes	2-2	73	9-20	.450	5-12	.417	11-12	.917	1	8	9	1	5-0	1	3	0	34	17.0
Huerter	2-2	59	10-28	.357	5-18	.278	2-3	.667	0	3	3	8	4-0	1	2	0	27	13.5
Sabonis	2-2	76	8-14	.571	1-1	1.000	8-9	.889	6	28	34	20	8-0	1	5	1	25	12.5
Murray	2-2	53	6-14	.429	5-12	.417	3-4	.750	2	12	14	1	2-0	0	3	2	20	10.0
Metu	2-0	20	8-9	.889	0-1	.000	1-2	.500	0	3	3	1	1-0	1	2	0	17	8.5
Mitchell	2-0	40	3-12	.250	0-5	.000	3-4	.750	0	3	3	8	4-0	4	5	1	9	4.5
Okpala	1-0	18	2-3	.667	0-1	.000	0-0	---	0	4	4	2	2-0	0	1	0	4	4.0
Edwards (TOT)	2-0	19	1-5	.200	1-4	.250	1-2	.500	1	2	3	0	2-0	0	0	0	4	2.0
Edwards (SAC)	1-0	18	1-5	.200	1-4	.250	1-2	.500	1	2	3	0	2-0	0	0	0	4	4.0
Davis	1-0	5	0-1	.000	0-1	.000	0-0	---	0	1	1	2	0-0	1	0	0	0	0.0
Len	1-0	5	0-1	.000	0-0	---	0-0	---	0	1	1	0	1-0	0	1	0	0	0.0
KINGS	2	480	78-164	.476	31-85	.365	40-48	.833	10	81	91	56	36-0	16	39	5	227	113.5
BULLS	2	480	76-183	.415	25-67	.373	38-44	.864	20	67	87	45	40-1	22	31	9	215	107.5

### 2022-2023 SEASON SERIES (0-2) CHICAGO BULLS VS. SACRAMENTO

PLAYER	G-GS	MIN	FG-FGA	PCT	3FG-A	PCT	FT-FTA	PCT	OFF	DEF	TOT	AST	PF-DQ	STL	TO	BLK	PTS	AVG
LaVine	2-2	72	23-50	.460	5-16	.313	15-16	.938	3	10	13	8	1-0	4	4	0	66	33.0
DeRozan	2-2	75	16-38	.421	4-6	.667	15-17	.882	1	7	8	7	5-0	2	4	0	51	25.5
Vucevic	2-2	72	12-32	.375	2-11	.182	6-7	.857	6	14	20	4	4-0	0	4	1	32	16.0
Williams	2-1	58	9-20	.450	4-8	.500	1-1	1.000	4	6	10	2	6-0	5	3	3	23	11.5
White	2-0	44	7-13	.538	5-9	.556	0-0	---	1	9	10	6	3-0	2	5	0	19	9.5
Beverley (TOT)	5-5	145	11-29	.379	6-18	.333	2-2	1.000	2	16	18	12	15-1	7	6	3	30	6.0
Beverley (CHI)	1-1	29	1-7	.143	1-6	.167	0-0	---	1	10	11	3	6-1	1	1	2	3	3.0
Dosunmu	2-1	51	3-12	.250	2-7	.286	1-2	.500	2	1	3	7	5-0	2	0	0	9	4.5
D. Jones	1-0	17	1-1	1.000	1-1	1.000	0-0	---	1	2	3	0	3-0	1	3	0	3	3.0
Terry	1-0	7	1-1	1.000	1-1	1.000	0-0	---	0	0	0	1	1-0	0	0	0	3	3.0
Dragic	1-0	8	1-2	.500	0-1	.000	0-0	---	0	1	1	2	1-0	0	2	0	2	2.0
Drummond	2-0	18	2-3	.667	0-0	---	0-1	.000	1	4	5	1	4-0	2	3	1	4	2.0
Caruso	1-1	30	0-4	.000	0-1	.000	0-0	---	0	3	3	4	1-0	3	1	2	0	0.0
Taylor (TOT)	1-0	9	0-2	.000	0-0	---	0-0	---	1	1	2	0	2-0	0	2	0	0	0.0
BULLS	2	480	76-183	.415	25-67	.373	38-44	.864	20	67	87	45	40-1	22	31	9	215	107.5
KINGS	2	480	78-164	.476	31-85	.365	40-48	.833	10	81	91	56	36-0	16	39	5	227	113.5



MICHAEL JORDAN

## KINGS VS BULLS

DATE	W/L	H/A	SCORE	+/-	DATE	W/L	H/A	SCORE	+/-
12/3/85	W	H	131-118	+13	2/9/06	W	H	98-80	+18
12/14/85	W	A	108-103	+5	2/14/06	W	A	105-101 <sup>OT</sup>	+4
2/16/87	W	A	124-120 <sup>OT</sup>	+4	11/3/06	W	A	89-88	+1
3/21/87	L	H	97-112	-15	2/8/07	W	H	86-77	+9
2/1/88	W	H	97-95	+2	1/5/08	L	A	93-94	-1
2/19/88	L	A	90-111	-21	2/2/08	W	H	105-101	+4
11/22/88	L	H	98-114	-16	1/6/09	L	A	94-99	-5
2/2/89	L	A	98-109	-11	1/30/09	L	H	88-109	-21
11/14/89	L	H	94-96	-2	11/17/09	L	H	87-101	-14
3/24/90	W	A	116-113	+3	12/21/09	W	A	102-98	+4
2/4/91	L	H	97-108	-11	11/27/10	L	H	85-96	-11
2/22/91	L	A	82-129	-47	3/21/11	L	A	92-132	-40
11/30/91	L	H	102-118	-16	12/29/11	L	H	98-108	-10
12/28/91	L	A	118-127	-9	2/14/12	L	A	115-121	-6
2/3/93	L	H	88-107	-19	10/31/12	L	A	87-93	-6
2/15/93	L	A	101-119	-8	3/13/13	W	H	121-79	+42
11/21/93	W	H	103-101	+2	2/3/14	W	H	99-70	+29
3/12/94	L	A	94-111	-17	3/15/14	L	A	87-94	-7
1/13/95	W	A	89-79	+10	11/20/14	W	H	103-88	+15
2/2/95	W	H	88-68	+20	2/10/15	L	A	86-104	-18
2/1/96	L	H	85-105	-20	2/3/16	L	H	102-107	-5
3/19/96	L	A	67-89	-22	3/21/16	L	A	102-109	-7
1/30/97	L	H	93-111	-18	1/21/17	L	A	99-102	-3
2/28/97	L	A	108-126	-18	2/6/17	L	H	107-112	-5
11/23/97	L	H	88-103	-15	12/1/17	W	A	107-106	-1
2/28/98	L	A	94-109	-15	2/5/18	W	H	104-98	-6
1/28/00	W	A	102-90	+12	12/10/18	W	A	108-89	+19
2/8/00	W	H	119-80	+39	3/17/19	W	H	129-102	+27
10/31/00	W	A	100-81	+19	12/2/19	L	H	106-113	-7
11/22/00	W	H	100-71	+29	1/24/20	W	A	98-81	+17
11/16/01	W	H	105-71	+34	1/6/21	W	H	128-124	+4
3/11/01	W	A	107-103	+4	2/20/21	L	A	114-122	-8
11/19/02	W	H	111-98	+13	02/16/22	L	A	118-125	-7
3/29/03	W	A	107-92	+15	03/14/22	W	H	112-103	+9
11/23/03	W	H	110-99	+11	12/4/22	W	H	110-101	+9
2/20/04	W	A	91-83	+8	3/15/23	W	A	117-114	+3
11/16/04	W	H	113-106	+7					
2/15/05	L	A	102-107	-5					

	OVR	HM	RD	NTL		OVR	HM	RD	NTL
66-67	4-5	2-1	2-3	0-1	94-95	2-0	1-0	1-0	
67-68	2-5	1-2	1-1	0-2	95-96	0-2	0-1	0-1	
68-69	5-1	2-0	2-1	1-0	96-97	0-2	0-1	0-1	
69-70	3-3	2-0	0-2	1-1	97-98	0-2	0-1	0-1	
70-71	0-4	0-1	0-2	0-1	98-99	0-0	0-0	0-0	
71-72	1-3	1-1	0-2		99-00	2-0	1-0	1-0	
72-73	2-5	1-2	1-3		00-01	2-0	1-0	1-0	
73-74	2-5	1-3	1-2		01-02	2-0	1-0	1-0	
74-75	5-4	3-1	2-3		02-03	2-0	1-0	1-0	
75-76	6-1	4-0	2-1		03-04	2-0	1-0	1-0	
76-77	2-2	1-1	1-1		04-05	1-1	1-0	0-1	
77-78	4-0	2-0	2-0		05-06	2-0	1-0	1-0	
78-79	4-0	2-0	2-0		06-07	2-0	1-0	1-0	
79-80	3-3	2-0	0-3	1-0	07-08	1-1	1-0	0-1	
80-81	0-2	0-1	0-1		08-09	0-2	0-1	0-1	
81-82	1-1	1-0	0-1		09-10	1-1	0-1	1-0	
82-83	2-0	1-0	1-0		10-11	0-2	0-1	0-1	
83-84	1-1	1-0	0-1		11-12	0-2	0-1	0-1	
84-85	0-2	0-1	0-1		12-13	1-1	1-0	0-1	
85-86	2-0	1-0	1-0		13-14	1-1	1-0	0-1	
86-87	1-1	0-1	1-0		14-15	1-1	1-0	0-1	
87-88	1-1	1-0	0-1		15-16	0-2	0-1	0-1	
88-89	0-2	0-1	0-1		16-17	0-2	0-1	0-1	
89-90	1-1	0-1	1-0		17-18	2-0	1-0	1-0	
90-91	0-2	0-1	0-1		18-19	2-0	1-0	1-0	
91-92	0-2	0-1	0-1		19-20	1-1	0-1	1-0	
92-93	0-2	0-1	0-1		20-21	1-1	1-0	0-1	
93-94	1-1	1-0	0-1		21-22	1-1	1-0	0-1	
					22-23	2-0	1-0	1-0	



# CLEVELAND CAVALIERS



1 Center Court,  
Cleveland, OH 44115  
**PF Address:** Cleveland Clinic Courts,  
6101 Brecksville Road, Independence,  
OH 44131  
**Phone:** (216) 420-2000  
Ticket Information: 800-820-CAVS (2287)  
**Website:** Cavs.com  
**X:** @cavs;  
**PR X:** @CavsNotes

**COLORS:**



**HOME COURT (CAPACITY):**

Rocket Mortgage Fieldhouse (19,432) -  
opened 1994

**FOUNDED:** 1970-71, Cleveland Cavaliers

**HEAD COACH:**  
J.B. Bickerstaff (College - Missouri)  
**ASSOCIATE HEAD COACH:**  
Greg Buckner (College - Clemson)  
**ASSISTANT COACHES:** Luke Walton (College - Arizona)  
J.J. Outlaw (College - Villanova)  
Sidney Lowe (College - NC State)  
Dan Geriot (College - Richmond)  
Nate Reinking (College - Kent State)  
**HEAD ATHLETIC TRAINER:**  
Steve Spiro (College - Miami (FL))  
**HEAD STRENGTH-AND-CONDITIONING COACH:**  
Derek Millender (College - South Alabama)

**CHAIRMAN:** Dan Gilbert  
**PRESIDENT OF BASKETBALL OPERATIONS:** Koby Altman  
**VP, BASKETBALL & BUSINESS OPERATIONS:** Grant Gilbert  
**GENERAL MANAGER:** Mike Gansey

**VP OF BASKETBALL OPERATIONS/TEAM COUNSEL:**  
Jason Hillman  
**VP OF BASKETBALL STRATEGY AND PERSONNEL:**  
Jon Nichols

**DIRECTOR OF SCOUTING:** Brendon Yu  
**ASSISTANT GENERAL MANAGER:** Brandon Weems  
**SENIOR BASKETBALL ADVISOR:** Bernie Bickerstaff  
**DIRECTOR, TEAM OPERATIONS:** Mark Cashman  
**SENIOR DIRECTOR, BASKETBALL ADMINISTRATION:**

Lauren Marvinney  
**CHIEF EXECUTIVE OFFICER:** Nic Barlage  
**VICE PRESIDENT OF BASKETBALL COMMUNICATIONS:**  
B.J. Evans

**BASKETBALL COMMUNICATIONS SENIOR MANAGER:**  
Cherome Owens  
**BASKETBALL COMMUNICATIONS MANAGER:**  
Sam Coombs

**ASSISTANT TO BASKETBALL COMMUNICATIONS:**  
Devynne Booker  
**RADIO:** WTAM (1100 AM), Tim Alcorn, Jim Chones, Brad Sellers

**RADIO (SPANISH):** LA MEGA (87.7 FM), Rafael Hernández Brito  
**TV:** Bally Sports Ohio, John Michael, Austin Carr, Serena Winters, Brad Daugherty

**NBA TITLES WON:** 1, 2016 NBA Champions  
**ALL-TIME NBA REGULAR SEASON RECORD:**  
1984-2287 (.465)

**2022-23 RECORD:** 51-31 (2nd in Central)  
**2022-23 PLAYOFF RESULTS:** Lost 1-4 to New York in the First Round

**ALL-TIME SERIES (53 YEARS)**

	OVERALL	HOME	ROAD
Sac-Era	30-41	18-17	12-24
All-Time	64-61	39-22	24-39

**CURRENT STREAKS**

	OVERALL	HOME	ROAD
Kings	W2	W1	W1

**2023-24 SERIES SCHEDULE**

DATE	SITE	TIME (PT)
11/13	Golden 1 Center	7:00 p.m.
2/5	Rocket Mortgage Fieldhouse	4:00 p.m.

**2022-23 VS. CAVS (2-0)**

DATE	SITE	RESULT
11/9	Golden 1 Center	W, 127-120
12/9	Rocket Mortgage Fieldhouse	W, 106-95

**SERIES FACTS**  
Last Home Win: 11/9/22 (127-120)  
Last Road Win: 12/9/22 (106-95)  
Last Home Loss: 1/10/22 (108-109)  
Last Road Loss: 12/11/21 (103-117)  
Biggest Win: 44 (124-80) vs. Clev., 1/12/14  
Biggest Loss: 33 (91-124) @ Clev., 12/5/74


**2022-2023 SEASON SERIES (2-0) SACRAMENTO KINGS VS. CLEVELAND**

PLAYER	G-GS	MIN	FG-FGA	PCT	3FG-A	PCT	FT-FTA	PCT	OFF	DEF	TOT	AST	PF-DQ	STL	TO	BLK	PTS	AVG
Barnes	2-2	72	11-17	.647	5-10	.500	13-18	.722	1	11	12	4	5-0	2	4	1	40	20.0
Sabonis	2-2	73	10-20	.500	0-2	.000	19-26	.731	6	17	23	12	7-0	6	3	2	39	19.5
Huerter	2-2	64	10-22	.455	5-12	.417	8-9	.889	0	5	5	4	5-0	5	2	1	33	16.5
Murray	2-2	63	11-18	.611	10-15	.667	0-0	---	0	5	5	1	8-0	3	1	2	32	16.0
Fox	1-1	29	6-14	.429	1-4	.250	2-2	1.000	0	2	2	8	1-0	3	0	0	15	15.0
Monk	2-0	49	8-17	.471	4-10	.400	3-4	.750	0	3	3	5	4-0	0	6	1	23	11.5
Lyles	2-0	36	7-14	.500	5-10	.500	2-2	1.000	0	3	3	2	4-0	0	4	1	21	10.5
Mitchell	2-1	52	6-11	.545	2-6	.333	1-2	.500	0	5	5	9	3-0	0	3	0	15	7.5
Metu	2-0	23	5-8	.625	0-2	.000	2-4	.500	0	3	3	2	1-0	1	2	0	12	6.0
Dellavedova	1-0	16	1-1	1.000	1-1	1.000	0-0	---	0	1	1	4	3-0	3	1	0	3	3.0
Okpala	1-0	4	0-0	---	0-0	---	0-0	---	0	0	0	0	1-0	0	0	1	0	0.0
KINGS	2	480	75-142	.528	33-72	.458	50-67	.746	7	55	62	51	42-0	23	28	9	233	116.5
CAVALIERS	2	480	80-165	.485	21-56	.375	34-42	.810	20	58	78	44	46-0	11	38	5	215	107.5

**2022-2023 SEASON SERIES (0-2) CLEVELAND CAVALIERS VS. SACRAMENTO**

PLAYER	G-GS	MIN	FG-FGA	PCT	3FG-A	PCT	FT-FTA	PCT	OFF	DEF	TOT	AST	PF-DQ	STL	TO	BLK	PTS	AVG
Mitchell	1-1	39	16-28	.571	6-14	.429	0-0	---	3	2	5	4	3-0	1	3	0	38	38.0
LeVert	2-2	75	18-39	.462	3-10	.300	4-4	1.000	4	12	16	12	6-0	2	7	0	43	21.5
E. Mobley	2-2	76	12-23	.522	0-3	.000	8-11	.727	3	10	13	4	6-0	2	6	0	32	16.0
Allen	2-2	65	9-16	.563	0-1	.000	11-13	.846	6	9	15	2	9-0	0	6	3	29	14.5
Garland	2-2	69	8-26	.308	4-11	.364	5-6	.833	0	2	2	14	5-0	2	10	0	25	12.5
Osman	2-0	50	10-18	.556	4-9	.444	0-2	.000	0	7	7	3	5-0	3	2	1	24	12.0
Love	1-0	21	2-5	.400	1-3	.333	4-4	1.000	1	7	8	2	2-0	0	2	0	9	9.0
Stevens	1-1	26	3-6	.500	1-1	1.000	0-0	---	2	6	8	0	2-0	0	0	0	7	7.0
Wade	1-0	14	1-1	1.000	1-1	1.000	0-0	---	0	2	2	0	3-0	0	0	0	3	3.0
Neto	1-0	17	0-1	.000	0-1	.000	2-2	1.000	0	0	0	1	3-0	1	0	0	2	2.0
Okoro	2-0	24	1-2	.500	1-2	.500	0-0	---	0	1	1	1	1-0	0	1	1	3	1.5
Lopez	1-0	3	0-0	---	0-0	---	0-0	---	1	0	1	1	1-0	0	0	0	0	0.0
CAVALIERS	2	480	80-165	.485	21-56	.375	34-42	.810	20	58	78	44	46-0	11	38	5	215	107.5
KINGS	2	480	75-142	.528	33-72	.458	50-67	.746	7	55	62	51	42-0	23	28	9	233	116.5

# CLEVELAND CAVALIERS



LENNY WILKENS

## KINGS VS CAVALIERS

DATE	W/L	H/A	SCORE	+/-	DATE	W/L	H/A	SCORE	+/-
11/7/85	L	H	94-95	-1	1/20/05	W	H	123-96	+27
1/11/86	L	A	101-105	-4	4/1/05	W	A	128-109	+19
11/11/86	W	H	119-114	+5	12/6/05	L	H	97-102	-5
2/18/87	L	A	119-129	-10	3/1/06	W	A	97-90	+7
12/11/87	L	H	113-115	-2	1/9/07	L	H	98-108	-10
2/15/88	L	A	95-104	-9	3/13/07	L	A	100-124	-24
2/3/89	L	A	94-110	-16	11/9/07	L	H	91-93	-2
3/7/89	L	H	95-105	-10	1/4/08	L	A	93-97	-4
12/9/89	L	H	101-108	-7	1/27/09	L	A	110-117	-7
3/26/90	L	A	95-116	-21	3/13/09	L	H	123-126 <sup>OT</sup>	-3
2/20/91	L	A	104-118	-14	12/23/09	L	H	104-117 <sup>OT</sup>	-13
3/8/91	W	H	87-79	+8	3/28/10	L	A	90-97	-7
2/21/92	L	A	102-119	-17	10/30/10	W	A	107-104	+3
3/4/92	L	H	108-109	-1	3/16/11	L	H	93-97	-4
11/15/92	W	H	109-107	+7	2/19/12	L	A	92-93	-1
12/18/92	L	A	108-119	-11	1/2/13	W	A	97-94	+3
1/22/94	L	H	109-119 <sup>OT</sup>	-10	1/14/13	W	H	124-118	+6
3/8/94	L	A	82-103	-21	1/12/14	W	H	124-80	+44
11/20/94	W	H	96-88	+8	2/11/14	L	A	99-109	-10
3/22/95	L	A	89-101	-12	1/11/15	W	H	103-84	+19
3/17/96	L	A	84-115	-31	1/30/15	L	A	90-101	-11
3/31/96	W	H	105-100 <sup>OT</sup>	+5	2/8/16	L	A	100-120	-20
11/24/96	L	A	74-103	-29	3/9/16	L	H	111-120	-9
3/11/97	L	H	85-88	-3	1/13/17	L	H	108-120	-12
1/22/98	L	A	96-112	-16	1/25/17	W	A	116-112 <sup>OT</sup>	+4
3/19/98	L	H	85-90	-5	12/6/17	L	H	95-101	-5
2/19/99	W	H	106-95	+11	12/27/17	W	A	109-95	+14
1/4/00	W	A	111-107	+4	12/7/18	W	A	129-110	+19
1/16/00	W	H	113-102	+11	4/4/19	W	H	117-104	+13
11/1/00	L	A	100-102 <sup>2OT</sup>	-2	3/22/21	W	A	119-105	+14
1/10/01	W	H	108-103	+5	3/27/21	W	H	100-98	+2
11/6/01	W	A	115-99	+16	12/11/21	L	A	103-117	-14
1/15/02	W	H	109-102	+7	1/10/22	L	H	108-109	-1
10/29/02	W	H	94-67	+27	11/9/22	W	H	127-120	+7
11/26/02	W	A	91-85	+6	12/9/22	W	A	106-95	+11
10/29/03	W	H	106-92	+14					
1/22/04	W	A	95-99	+6					

BACK TO TABLE OF CONTENTS

	OVR	HM	RD	NTL		OVR	HM	RD	NTL
70-71	5-1	3-0	2-1			97-98	0-2	0-1	0-1
71-72	6-2	3-0	2-2	1-0		98-99	0-0	0-0	0-0
72-73	2-2	2-0	0-2			99-00	2-0	1-0	1-0
73-74	4-0	2-0	2-0			00-01	1-1	1-0	0-1
74-75	2-2	2-0	0-2			01-02	2-0	1-0	1-0
75-76	3-1	2-0	1-1			02-03	2-0	1-0	1-0
76-77	1-3	0-2	1-1			03-04	2-0	1-0	1-0
77-78	2-2	1-1	1-1			04-05	2-0	1-0	1-0
78-79	3-1	2-0	1-1			05-06	1-1	0-1	1-0
79-80	0-2	0-1	0-1			06-07	0-2	0-1	0-1
80-81	2-0	1-0	1-0			07-08	0-2	0-1	0-1
81-82	1-1	1-0	0-1			08-09	0-2	0-1	0-1
82-83	1-1	1-0	0-1			09-10	0-2	0-1	0-1
83-84	2-0	1-0	1-0			10-11	1-1	0-1	1-0
84-85	0-2	0-1	0-1			11-12	0-1	0-0	0-1
85-86	0-2	0-1	0-1			12-13	2-0	1-0	1-0
86-87	1-1	1-0	0-1			13-14	1-1	1-0	0-1
87-88	0-2	0-1	0-1			14-15	1-1	1-0	0-1
88-89	0-2	0-1	0-1			15-16	0-2	0-1	0-1
89-90	0-2	0-1	0-1			16-17	1-1	0-1	1-0
90-91	1-1	1-0	0-1			17-18	1-1	1-0	0-1
91-92	0-2	0-1	0-1			18-19	2-0	1-0	1-0
92-93	1-1	1-0	0-1			19-20	0-0	0-0	0-0
93-94	0-2	0-1	0-1			20-21	2-0	1-0	1-0
94-95	1-1	1-0	0-1			21-22	0-2	0-1	0-1
95-96	1-1	1-0	0-1			22-23	2-0	1-0	1-0
96-97	0-2	0-1	0-1						

# DALLAS MAVERICKS



American Airlines Center  
2500 Victory Avenue  
Dallas, TX 75219  
Phone: (214) 665-4660  
Ticket Info: (214) 747-6287  
Website: Mavs.com  
X: @dallasmavs  
PR X: @MavsPR

**COLORS:**



**HOME COURT (CAPACITY):** American Airlines Center (19,200) - opened 2001  
**FOUNDED:** 1980-81 expansion team, Dallas Mavericks

**HEAD COACH:** Jason Kidd (College - California)  
**ASSISTANT COACHES:**  
Sean Sweeney (College - St. Thomas)  
Jared Dudley (College - Boston College)  
Alex Jensen (College - Utah)  
Eric Hughes (College - Cal State East Bay)  
Darrell Armstrong (College - Fayetteville State (NC))  
Josh Broghamer (College - Northern Iowa)  
Marko Milic (College - Slovenia)  
Peter Patton (College - DePaul)  
God Shammgod (College - Providence)  
Keith Venev (College - Marshall)  
**DIRECTOR OF PLAYER HEALTH AND PERFORMANCE:**  
Casey Smith (College - Arizona State)  
**DIRECTOR OF ATHLETIC PERFORMANCE:**  
Jeremy Holsopple (College - Kentucky)  
**HEAD ATHLETIC TRAINER:**  
Dionne Calhoun (College - San Diego State)  
**ASSISTANT ATHLETIC TRAINER:** Heather Mau (College - Adelphi University)  
**HEAD EQUIPMENT MANAGER:**  
Kory Johnson (College - Newberry)  
**GOVERNOR:** Mark Cuban  
**CEO:** Cynt Marshall  
**PRESIDENT OF BASKETBALL OPERATIONS/GM:**  
Nico Harrison  
**ASSISTANT GENERAL MANAGER/VP OF BASKETBALL OPERATIONS:** Michael Finley  
**ASSISTANT GENERAL MANAGER:** Matt Riccardi  
**DIRECTOR OF BASKETBALL COMMUNICATIONS:**  
Alan Rakowski  
**BASKETBALL COMMUNICATIONS MANAGER:**  
Kristen Deahl  
**BASKETBALL COMMUNICATIONS COORDINATOR:**  
Dave Maurer  
**SENIOR VP OF CORPORATE COMMUNICATIONS & EVENTS:** Erin Finegold  
**RADIO:** 97.1 FM the Freak (KEGL), Chuck Cooperstein, Brad Davis  
**RADIO (SPANISH):** KFZO (Univision 99.1 FM), Victor Villalba  
**TV:** Bally Sports Southwest (cable), Mark Followill, Derek Harper, Jeff "Skin" Wade

**NBA TITLES WON:** 1, 2010-11  
**ALL-TIME NBA REGULAR SEASON RECORD:**  
1747-1714 (.505)  
**2022-23 RECORD:** 38-44 (3rd in Southwest)  
**2022-23 PLAYOFF RESULTS:** Did not qualify  
**ALL-TIME SERIES (43 YEARS)**

	OVERALL	HOME	ROAD
Sac-Era	63-86	39-35	24-51
All-Time	78-101	49-40	29-61

**CURRENT STREAKS**

	OVERALL	HOME	ROAD
Kings	L1	W1	L3

**2023-24 SERIES SCHEDULE**

11/19	American Airlines Center	4:30 p.m.
1/27	American Airlines Center	6:00 p.m.
3/26	Golden 1 Center	7:00 p.m.
3/29	Golden 1 Center	7:00 p.m.

**2022-23 VS. MAVERICKS (1-2)**

DATE	SITE	RESULT
2/10	Golden 1 Center	L, 114-122
2/11	Golden 1 Center	W, 133-128 <sup>OT</sup>
4/5	American Airlines Center	L, 119-123

**SERIES FACTS**  
Last Home Win: 2/11/23 (133-128<sup>OT</sup>)  
Last Road Win: 12/8/19 (110-106)  
Last Home Loss: 2/10/23 (114-122)  
Last Road Loss: 4/5/23 (119-123)  
Biggest Win: 58 (139-81) vs. Dallas, 12/29/92  
Biggest Loss: 40 (71-111) @ Dallas, 11/12/88

## 2022-2023 SEASON SERIES (1-2) SACRAMENTO KINGS VS. DALLAS

PLAYER	G-GS	MIN	FG-FGA	PCT	3FG-A	PCT	FT-FTA	PCT	OFF	DEF	TOT	AST	PF-DQ	STL	TO	BLK	PTS	AVG
Fox	3-3	113	32-65	.492	2-15	.133	31-35	.886	3	12	15	18	6-0	3	8	2	97	32.3
Sabonis	3-3	113	24-35	.686	1-2	.500	10-15	.667	10	26	36	20	16-2	4	6	0	59	19.7
Davis	2-0	53	13-21	.619	5-11	.455	0-0	---	2	8	10	4	8-0	2	2	0	31	15.5
Huerter	3-3	98	18-39	.462	5-17	.294	3-4	.750	3	16	19	9	8-0	5	3	0	44	14.7
Barnes	3-3	98	15-39	.385	2-12	.167	5-5	1.000	6	6	12	1	4-0	1	0	0	37	12.3
Murray	3-3	94	11-23	.478	7-15	.467	3-3	1.000	1	17	18	5	3-0	1	1	2	32	10.7
Monk	2-0	39	8-22	.364	2-8	.250	3-3	1.000	0	7	7	8	3-0	1	4	1	21	10.5
Lyles	3-0	51	8-14	.571	3-6	.500	3-3	1.000	3	8	11	4	1-0	0	2	0	22	7.3
Metu	2-0	19	3-3	1.000	0-0	---	3-4	.750	1	5	6	1	1-0	0	1	0	9	4.5
Mitchell	3-0	40	4-13	.308	2-9	.222	2-2	1.000	0	0	0	3	3-0	0	2	0	12	4.0
Len	1-0	13	0-2	.000	0-0	---	2-2	1.000	7	2	9	0	1-0	0	1	0	2	2.0
Edwards (TOT)	1-0	10	0-2	.000	0-1	.000	0-0	---	2	0	2	1	0-0	1	0	0	0	0.0
Edwards (SAC)	1-0	10	0-2	.000	0-1	.000	0-0	---	2	0	2	1	0-0	1	0	0	0	0.0
Ellis	1-0	4	0-0	---	0-0	---	0-0	---	0	0	0	0	1-0	0	0	0	0	0.0
KINGS	3	745	136-278	.489	29-96	.302	65-76	.855	38	107	145	74	55-2	18	30	5	366	122.0
MAVERICKS	3	745	134-268	.500	58-138	.420	47-56	.839	25	96	121	85	56-0	12	38	11	373	124.3

## 2022-2023 SEASON SERIES (2-1) DALLAS MAVERICKS VS. SACRAMENTO

PLAYER	G-GS	MIN	FG-FGA	PCT	3FG-A	PCT	FT-FTA	PCT	OFF	DEF	TOT	AST	PF-DQ	STL	TO	BLK	PTS	AVG
Doncic	2-2	80	20-39	.513	5-20	.250	11-15	.733	2	17	19	11	3-0	1	7	0	56	28.0
Irving (TOT)	3-3	120	28-58	.483	13-28	.464	15-15	1.000	4	10	14	25	10-0	4	6	1	84	28.0
Irving (DAL)	3-3	120	28-58	.483	13-28	.464	15-15	1.000	4	10	14	25	10-0	4	6	1	84	28.0
Green	3-2	109	19-29	.655	9-17	.529	3-4	.750	2	16	18	9	7-0	1	7	1	50	16.7
Hardaway	3-3	88	16-35	.457	10-22	.455	3-3	1.000	0	18	18	11	3-0	1	0	0	45	15.0
Wood	3-0	55	16-37	.432	8-17	.471	2-3	.667	3	7	10	4	4-0	2	1	4	42	14.0
Bullock	3-2	94	7-17	.412	6-14	.429	4-4	1.000	1	9	10	6	7-0	2	1	0	24	8.0
McGee	3-0	38	9-17	.529	0-0	---	4-6	.667	7	5	12	2	4-0	0	3	2	22	7.3
Hardy	3-0	50	7-14	.500	5-9	.556	0-0	---	0	5	5	5	1-0	0	2	1	19	6.3
Powell	3-3	52	7-8	.875	0-0	---	4-5	.800	5	5	10	2	12-0	0	4	1	18	6.0
Wright	1-0	13	2-3	.667	1-2	.500	0-0	---	0	1	1	3	0-0	0	0	0	5	5.0
Kleber	1-0	15	1-3	.333	0-2	.000	1-1	1.000	0	2	2	3	1-0	0	1	0	3	3.0
Pinson	2-0	26	2-8	.250	1-7	.143	0-0	---	1	0	1	4	3-0	1	2	1	5	2.5
Ntilikina	1-0	6	0-0	---	0-0	---	0-0	---	0	1	1	0	1-0	0	0	0	0	0.0
MAVERICKS	3	745	134-268	.500	58-138	.420	47-56	.839	25	96	121	85	56-0	12	38	11	373	124.3
KINGS	3	745	136-278	.489	29-96	.302	65-76	.855	38	107	145	74	55-2	18	30	5	366	122.0

# DALLAS MAVERICKS



ROLANDO BLACKMAN

## KINGS VS MAVERICKS

DATE	W/L	H/A	SCORE	+/-	DATE	W/L	H/A	SCORE	+/-	DATE	W/L	H/A	SCORE	+/-
11/2/85	L	A	113-119	-6	11/2/96	W	A	107-94	+13	11/20/09	L	A	102-104	-2
11/29/85	L	A	111-133	-22	12/12/96	W	H	93-86	+7	1/2/10	L	H	91-99	-8
1/21/86	W	H	119-110	+9	2/4/97	L	A	96-104	-8	3/5/10	L	A	100-108	-8
3/9/86	L	H	102-117	-15	3/16/97	L	H	88-89	-1	4/10/10	L	H	108-126	-18
3/12/86	W	A	127-120 <sup>OT</sup>	+7	11/18/97	W	H	102-95	+7	12/4/10	L	H	103-105	-2
4/7/86	W	H	122-115	+7	12/20/97	W	A	89-88	+1	2/9/11	L	H	100-102	-2
11/26/86	L	A	117-129	-12	1/8/98	W	A	103-92	+11	2/16/11	L	A	100-116	-16
12/2/86	L	H	124-127	-3	4/5/98	W	H	105-99	+6	1/14/12	L	A	60-99	-39
2/12/87	W	H	129-125	+4	2/27/99	L	A	90-97	-7	3/9/12	W	H	110-97	+13
2/25/87	L	A	101-108	-7	3/7/99	W	H	94-89	+5	4/10/12	L	A	100-110	-10
3/19/87	L	H	104-105	-1	3/20/99	L	A	90-104	-14	12/10/12	L	A	96-119	-23
4/18/87	L	A	121-125	-4	4/24/99	W	H	105-102	+3	1/10/13	L	H	112-117 <sup>OT</sup>	-5
11/21/87	L	H	96-103	-7	11/19/99	W	A	103-94	+9	2/13/13	L	A	100-123	-23
12/9/87	L	A	98-125	-27	12/26/99	W	H	118-111	+7	4/5/13	L	H	108-117	-9
12/29/87	L	A	117-126	-9	3/6/99	W	H	130-109	+21	12/9/13	W	H	112-97	+15
2/4/88	W	H	118-101	+17	4/4/00	L	A	102-105	-3	1/31/14	L	A	103-107	-4
3/2/88	L	A	90-115	-25	11/12/00	W	A	109-84	+25	3/29/14	L	A	100-103	-3
4/12/88	L	H	96-104	-8	1/15/01	W	H	116-105	+11	4/6/14	L	H	91-93	-2
11/12/88	L	A	71-111	-40	4/1/01	L	H	107-119	-12	11/11/14	L	A	98-106	-8
1/3/89	W	H	123-96	+27	4/13/01	L	A	97-101	-4	1/13/15	L	H	104-108 <sup>OT</sup>	-4
3/18/89	W	H	100-90	+10	11/29/01	W	H	110-98	+12	2/5/15	L	H	78-101	-23
4/7/89	L	A	102-115	-13	12/2/01	L	H	114-120 <sup>OT</sup>	-6	11/30/15	W	H	112-98	+14
11/7/89	W	H	96-94	+2	2/23/02	L	A	97-111	-14	1/5/16	L	A	116-117 <sup>OT</sup>	-1
12/23/89	L	A	95-102	-7	4/14/02	L	H	100-113	-13	3/3/16	W	A	104-101	+3
1/26/90	L	A	93-106	-13	1/15/03	W	H	123-94	+29	3/27/16	W	H	133-111	+22
2/6/90	L	H	90-100	-10	2/4/03	W	A	110-109	+1	12/07/16	W	A	120-89	+31
12/4/90	W	H	103-83	+20	2/27/03	W	A	126-124 <sup>OT</sup>	+2	12/18/16	L	A	79-99	-20
12/29/90	L	A	79-90	-11	3/16/03	L	H	123-129 <sup>OT</sup>	-6	4/4/17	W	H	98-87	+11
3/18/91	L	A	86-104	-18	12/25/03	L	H	103-111	-8	10/20/17	W	A	93-88	+5
4/9/91	W	H	113-104	+9	1/25/04	L	A	99-108	-9	2/3/18	L	H	99-106	-7
12/21/91	L	A	85-109	-24	3/11/04	W	H	120-102	+18	2/13/18	W	A	114-109	+5
2/3/92	W	H	99-95	+4	4/1/04	L	A	117-127	-10	3/27/18	L	H	97-103	-6
3/20/92	W	A	125-96	+29	11/2/04	L	A	98-107	-9	12/16/18	W	A	120-113	+7
4/5/92	W	A	103-89	+14	2/11/05	L	H	113-115	-2	3/21/19	W	H	116-100	+16
12/29/92	W	A	139-81	+58	2/24/05	L	A	113-122	-9	3/26/19	W	A	125-121	+4
1/29/93	W	A	130-120	+10	12/22/05	L	H	95-105	-10	12/8/19	W	A	110-106	+4
3/13/93	W	H	122-94	+28	3/12/06	W	H	85-80	+5	1/15/20	L	H	123-127	-4
4/17/93	W	A	108-107 <sup>OT</sup>	+1	4/4/06	L	A	101-127	-26	2/12/20	L	A	111-130	-10
1/2/94	W	H	119-116	+3	12/1/06	L	A	90-109	-19	8/4/20	L	H	110-114 <sup>OT</sup>	-4
1/29/94	L	A	101-108	-7	12/18/06	L	H	91-109	-18	4/18/21	W	A	121-107	+14
4/5/94	L	H	80-88	-8	1/27/07	L	A	104-106	-2	3/26/21	W	H	113-106	+7
4/16/94	W	A	106-98	+8	4/3/07	L	H	93-97	-4	5/2/21	W	A	111-99	+12
11/7/94	L	A	94-96	-2	11/3/07	L	A	102-123	-21	10/31/21	L	A	99-105	-6
1/24/95	W	H	110-109 <sup>OT</sup>	+1	1/14/08	W	H	122-120	+2	12/29/21	W	H	95-94	+1
1/28/95	W	A	87-84	+3	2/29/08	L	A	106-115	-9	12/31/21	L	H	96-112	-16
3/14/95	L	H	90-91	-1	11/29/08	L	H	78-101	23	3/5/22	L	A	113-114	-1
1/23/96	L	H	109-111	-2	1/11/09	W	H	102-95	+7	2/10/23	L	H	114-122	-8
2/21/96	L	A	91-93	-2	2/10/09	L	A	100-118	-18	2/11/23	W	H	133-128 <sup>OT</sup>	+5
4/2/96	W	A	104-97	+7	2/21/09	L	A	95-116	-21	4/5/23	L	A	119-123	-4
4/9/96	W	H	95-86	+9										

	OVR	HM	RD
80-81	6-0	3-0	3-0
81-82	2-4	2-1	0-3
82-83	3-3	1-2	2-1
83-84	3-3	3-0	0-3
84-85	1-5	1-2	0-3
85-86	3-3	2-1	1-2
86-87	1-5	1-2	0-3
87-88	1-5	1-2	0-3
88-89	2-2	2-0	0-2
89-90	1-3	1-1	0-2
90-91	2-2	2-0	0-2
91-92	3-1	2-0	1-1
92-93	4-0	2-0	2-0
93-94	2-2	1-1	1-1
94-95	2-2	1-1	1-1
95-96	2-2	1-1	1-1
96-97	2-2	1-1	1-1
97-98	4-0	2-0	2-0
98-99	2-2	2-0	0-2
99-00	3-1	2-0	1-1
00-01	2-2	1-1	1-1
01-02	1-3	0-2	1-1
02-03	3-1	1-1	2-0
03-04	1-3	1-1	0-2
04-05	1-3	1-1	0-2
05-06	1-2	1-1	0-1
06-07	0-4	0-2	0-2
07-08	1-2	1-0	0-2
08-09	1-3	1-1	0-2
09-10	0-4	0-2	0-2
10-11	0-3	0-2	0-1
11-12	1-2	1-0	0-2
12-13	0-4	0-2	0-2
13-14	1-3	1-1	0-2
14-15	0-3	0-2	0-1
15-16	3-1	2-0	1-1
16-17	2-1	1-0	1-1
17-18	2-2	0-2	2-0
18-19	3-0	1-0	2-0
19-20	1-3	0-2	1-1
20-21	3-0	1-0	2-0
21-22	1-3	1-1	0-2
22-23	1-2	1-1	0-1



# DENVER NUGGETS



1000 Chopper Circle  
 Denver, CO 80204  
**Phone:** (303) 405-1100  
**Website:** Nuggets.com  
**X/Instagram:** @Nuggets  
**PR X:** @NuggetsPR

**COLORS:**



**HOME COURT (CAPACITY):**

Ball Arena (19,520) - opened 1999

**FOUNDED:** 1967-68, Denver Rockets;  
 1974-75, Denver Nuggets; Former member  
 of ABA

**HEAD COACH:** Michael Malone (College - Loyola (MD))  
**ASSISTANT COACHES:**  
 David Adelman (College - Portland State)  
 Ryan Saunders (College -  
 Popeye Jones (College - Murray St.)  
 Ryan Bowen (College - Iowa)  
 Charles Klask (College - Michigan State)  
 John Beckett (College - Eckerd College)  
 Elvis Valcarcel (College - Rutgers)  
 Ognjen Stojakovic (College - Belgrade University)  
**PLAYER DEVELOPMENT:**  
 Stephen Graham (College - Oklahoma State),  
 Boniface N'Dong  
**SPECIAL ASSISTANT TO HEAD COACH:** Andrew  
 Munson  
**VICE PRESIDENT OF SPORTS MEDICINE:**  
 Steve Short (College - Michigan Tech)  
**HEAD ATHLETIC TRAINER:**  
 Dan Shimensky (College - Central Washington.)  
**DIR. OF PERFORMANCE/HEAD STRENGTH AND**  
**CONDITIONING COACH:** Felipe Eichenberger (College -  
 Northwestern Oklahoma State)

**OWNER:** E. Stanley Kroenke  
**KSE VICE CHAIRMAN:** Josh Kroenke  
**GENERAL MANAGER:** Calvin Booth  
**ASSISTANT GENERAL MANAGER:** Tommy Balcetis  
**VP OF BASKETBALL OPERATIONS/VP, GRAND RAPIDS**  
**GOLD:** Ben Tenzer  
**VP OF BASKETBALL ADMINISTRATION:** Lisa Johnson  
**VP OF PLAYER PERSONNEL:** Jim Clibanoff  
**VP, MEDIA RELATIONS:** Nick O'Hayre  
**DIRECTOR, MEDIA RELATIONS:** Cody Wise  
**MANAGER, MEDIA RELATIONS:** Makalah Emanuel  
**RADIO:** Altitude Radio Network (92.5 FM), Jason  
 Kosmicki  
**TV:** Altitude Sports & Entertainment, Chris Marlowe,  
 Scott Hastings, Chris Dempsey, Vic Lombardi, Katy  
 Winge

**NBA TITLES WON:** 1, 2022-23

**ALL-TIME NBA REGULAR SEASON RECORD:**  
 1897-1890 (.501)

**2022-23 RECORD:** 53-29 (1st in Northwest)

**2022-23 PLAYOFF RESULTS:** Won 4-1 over Miami  
 in the NBA Finals

**ALL-TIME SERIES (47 YEARS)**

	OVERALL	HOME	ROAD
Sac-Era	71-76	50-25	21-51
All-Time	94-101	66-33	28-68

**CURRENT STREAKS**

	OVERALL	HOME	ROAD
Kings	L1	W1	L3

**2023-24 SERIES SCHEDULE**

DATE	SITE	TIME (PT)
12/2	Golden 1 Center	7:00 p.m.
2/9	Golden 1 Center	7:00 p.m.
2/14	Ball Arena	6:00 p.m.
2/28	Ball Arena	6:00 p.m.

**2022-23 VS. NUGGETS (1-2)**

DATE	SITE	RESULT
12/27	Golden 1 Center	L, 106-113
12/28	Golden 1 Center	W, 127-126
4/9	Ball Arena	L, 95-109

**SERIES FACTS**

Last Home Win: 12/28/22 (127-126)  
 Last Road Win: 12/23/20 (124-122<sup>PT</sup>)  
 Last Home Loss: 12/27/22 (106-113)  
 Last Road Loss: 4/9/23 (95-109)  
 Biggest Win: 44 (146-102) vs. Den., 12/22/83  
 Biggest Loss: 33 (85-118) vs. Den., 12/6/08


**2022-2023 SEASON SERIES (1-2) SACRAMENTO KINGS VS. DENVER**

PLAYER	G-GS	MIN	FG-FGA	PCT	3FG-A	PCT	FT-FTA	PCT	OFF	DEF	TOT	AST	PF-DQ	STL	TO	BLK	PTS	AVG
Fox	3-3	85	28-47	.596	6-14	.429	8-10	.800	1	4	5	20	2-0	1	10	0	70	23.3
Sabonis	2-2	57	18-27	.667	2-2	1.000	7-11	.636	8	11	19	10	7-0	1	4	3	45	22.5
Monk	3-0	74	17-36	.472	4-15	.267	7-8	.875	1	3	4	7	2-0	2	9	1	45	15.0
Huerter	3-3	76	15-28	.536	7-15	.467	2-2	1.000	2	5	7	5	10-0	4	5	1	39	13.0
Barnes	3-3	74	12-26	.462	6-13	.462	8-10	.800	4	6	10	3	5-0	2	2	0	38	12.7
Murray	3-3	78	12-25	.480	5-17	.294	1-2	.500	1	8	9	4	2-0	3	0	1	30	10.0
Metu	1-0	12	2-4	.500	0-1	.000	5-6	.833	0	0	0	0	0-0	1	0	0	9	9.0
Lyles	3-0	68	7-17	.412	2-10	.200	2-2	1.000	4	17	21	5	3-0	2	5	0	18	6.0
Mitchell	2-0	39	5-12	.417	1-5	.200	0-0	---	1	1	2	11	1-0	3	2	0	11	5.5
Davis	1-0	18	2-9	.222	1-8	.125	0-2	.000	0	1	1	0	1-0	0	0	0	5	5.0
Dozier	1-0	24	2-8	.250	0-3	.000	0-0	---	1	3	4	6	2-0	3	2	0	4	4.0
Holmes	3-0	41	3-9	.333	0-1	.000	2-2	1.000	3	7	10	2	5-0	1	0	2	8	2.7
Okpala	2-0	21	1-1	1.000	1-1	1.000	0-0	---	0	3	3	1	4-0	1	2	3	3	1.5
Ellis	1-0	13	0-3	.000	0-2	.000	1-2	.500	0	0	0	1	0-0	0	0	0	1	1.0
Len	2-1	26	0-1	.000	0-1	.000	2-2	1.000	1	8	9	1	5-0	1	2	2	2	1.0
Edwards (TOT)	1-0	10	0-2	.000	0-1	.000	0-0	---	1	0	1	0	4-0	0	0	0	0	0.0
Edwards (SAC)	1-0	10	0-2	.000	0-1	.000	0-0	---	1	0	1	0	4-0	0	0	0	0	0.0
Queta	1-0	4	0-1	.000	0-0	---	0-0	---	1	1	2	0	0-0	0	0	1	0	0.0
KINGS	3	720	124-256	.484	35-109	.321	45-59	.763	29	78	107	76	53-0	25	43	14	328	109.3
NUGGETS	3	720	132-255	.518	32-92	.348	52-64	.813	32	93	125	90	57-1	29	49	13	348	116.0

**2022-2023 SEASON SERIES (1-2) DENVER NUGGETS VS. SACRAMENTO**

PLAYER	G-GS	MIN	FG-FGA	PCT	3FG-A	PCT	FT-FTA	PCT	OFF	DEF	TOT	AST	PF-DQ	STL	TO	BLK	PTS	AVG
Jokic	2-2	69	22-34	.647	0-3	.000	16-16	1.000	1	15	16	17	6-0	2	5	1	60	30.0
Murray	1-1	38	7-15	.467	3-7	.429	8-8	1.000	1	4	5	7	1-0	2	1	0	25	25.0
Porter	2-2	64	18-32	.563	9-17	.529	4-5	.800	2	11	13	3	5-0	2	6	3	49	24.5
Bryant (TOT)	4-3	103	27-38	.711	4-5	.800	8-11	.727	8	28	36	6	11-0	2	4	2	66	16.5
Bryant (DEN)	1-0	21	5-8	.625	2-3	.667	0-0	---	1	7	8	0	1-0	0	0	1	12	12.0
Watson	1-1	26	4-10	.400	0-2	.000	5-7	.714	2	2	4	0	1-0	1	2	1	13	13.0
Hyland	2-1	53	10-25	.400	4-13	.308	1-1	1.000	1	5	6	17	4-0	0	2	1	25	12.5
Jackson (TOT)	3-2	75	12-28	.429	6-13	.462	6-8	.750	1	5	6	9	4-0	2	9	0	36	12.0
Jackson (DEN)	1-0	25	7-11	.636	2-6	.333	0-0	---	0	3	3	4	1-0	1	1	0	16	16.0
Brown	2-1	40	10-20	.500	0-3	.000	3-5	.600	0	6	6	6	3-0	3	1	0	23	11.5
Nnaji	3-2	72	15-28	.536	2-11	.182	0-2	.000	8	8	16	1	11-1	2	6	1	32	10.7
Cancar	3-1	66	8-13	.615	6-8	.750	6-7	.857	2	5	7	7	4-0	2	3	1	28	9.3
Caldwell-Pope	2-2	61	7-19	.368	2-8	.250	2-2	1.000	2	4	6	6	5-0	4	3	1	18	9.0
Braun	3-1	60	10-18	.556	1-4	.250	2-3	.667	3	2	5	2	4-0	1	4	2	23	7.7
Jordan	3-1	49	4-7	.571	0-0	---	3-4	.750	4	12	16	2	4-0	3	5	1	11	3.7
Reed	2-0	17	2-4	.500	1-3	.333	2-4	.500	2	1	3	3	3-0	3	1	0	7	3.5
White	1-0	15	1-3	.333	0-1	.000	0-0	---	3	5	8	1	1-0	1	1	0	2	2.0
Smith	3-0	41	2-8	.250	0-3	.000	0-0	---	0	3	3	14	3-0	2	4	0	4	1.3
NUGGETS	3	720	132-255	.518	32-92	.348	52-64	.813	32	93	125	90	57-1	29	49	13	348	11.0
KINGS	3	720	124-256	.484	35-109	.321	45-59	.763	29	78	107	76	53-0	25	43	14	328	103

# DENVER NUGGETS



ALEX ENGLISH

## KINGS VS NUGGETS

DATE	W/L	H/A	SCORE	+/-	DATE	W/L	H/A	SCORE	+/-	DATE	W/L	H/A	SCORE	+/-
10/26/85	L	A	112-123	-11	12/18/96	L	A	79-95	-16	12/28/09	W	H	106-101	+5
11/23/85	L	A	118-122	-4	1/7/97	L	H	96-109	-13	1/9/10	W	H	102-100	+2
1/4/86	W	H	112-107	+5	3/1/97	W	A	113-107	+6	2/1/10	L	A	109-112 <sup>OT</sup>	-3
1/28/86	W	H	125-120	+5	3/5/97	W	H	105-100	+5					
3/16/86	L	A	113-119	-6						1/1/11	L	A	86-104	-18
3/18/86	W	H	117-113	+4	11/25/97	W	H	97-93	+4	1/6/11	W	H	122-102	+20
					2/4/98	W	A	101-99	+2	3/30/11	L	A	90-104	-14
11/12/86	W	A	110-108	+2	2/12/98	W	H	87-84	+3	4/1/11	L	H	90-99	-9
12/16/86	L	H	119-120	-1	4/9/98	L	A	103-128	-25					
1/6/87	W	H	112-104	+8						1/4/12	L	A	83-110	-27
1/31/87	L	A	113-142	-29	4/10/99	W	H	110-104	+6	1/25/12	L	H	93-122	-29
3/2/87	W	A	117-114	+3	4/17/99	W	H	119-97	+22	3/5/12	L	A	116-119 <sup>OT</sup>	-3
4/16/87	W	H	123-117	+6	5/3/99	W	A	112-104	+8					
										12/16/12	L	H	97-122	-25
11/10/87	W	H	134-123	+11	11/14/99	L	H	126-116	+10	1/26/13	L	A	93-121	-28
11/14/87	L	A	109-130	-21	12/16/99	W	A	106-116	-10	3/5/13	L	H	113-120	-7
12/2/87	L	A	120-147	-27	2/10/00	W	H	96-84	+12	3/23/13	L	A	95-101	-6
3/7/88	W	H	116-114 <sup>OT</sup>	+2	2/21/00	L	A	117-123 <sup>OT</sup>	-6					
3/29/88	L	H	103-107	-4	1/21/01	L	A	93-106	-13	10/30/13	W	H	90-88	+2
3/31/88	L	A	111-121	-10	2/16/01	W	H	117-84	+33	1/26/14	L	H	117-125	-8
					3/9/01	W	H	110-104	+6	2/23/14	W	A	109-95	+14
12/1/88	L	H	126-133 <sup>OT</sup>	-7	4/18/01	L	A	100-110	-10					
1/16/89	L	A	110-116	-6						11/3/14	W	A	110-105	+5
4/4/89	L	A	124-128	-4	11/3/01	W	A	106-94	+12	11/5/14	W	H	131-109	+22
4/13/89	W	H	121-112	+9	1/16/02	W	A	112-107	+5	1/9/15	L	H	108-118	-10
					2/1/02	W	H	132-96	+36	4/12/15	L	A	111-122	-11
11/8/89	L	A	84-102	-18	3/21/02	W	H	118-82	+36					
12/15/89	L	A	112-121	-9						2/19/16	W	H	116-110	+6
1/4/90	L	H	98-112	-14						2/23/16	W	A	114-110	+4
4/10/90	L	H	113-121	-8	12/4/02	W	A	92-90	+2	4/2/16	W	A	115-106	+9
					12/6/02	W	H	98-77	+21					
11/29/90	L	A	128-136	-8	1/4/03	W	A	87-76	+11	1/3/17	W	A	120-113	+7
12/26/90	L	H	112-128	-16	4/11/03	W	H	105-103	+2	2/23/17	W	H	116-100	+16
3/29/91	L	A	122-140	-18						3/6/17	L	H	96-108	-12
4/18/91	W	H	123-104	+19	11/1/03	L	A	88-109	-21	3/11/17	L	A	92-105	-13
					1/11/04	W	H	117-106	+11					
1/13/92	L	A	109-111	-2	2/8/04	W	H	115-92	+23	10/21/17	L	A	79-96	-17
1/21/92	W	H	94-85	+9	4/12/04	L	A	89-97	-8	11/20/17	L	H	98-114	-16
3/17/92	L	A	100-118	-18						1/6/18	W	H	106-98	+12
4/9/92	W	H	124-107	+17	11/14/04	W	H	101-89	+12	3/11/18	L	A	104-130	-26
					1/11/05	W	H	109-100	+9					
11/25/92	L	A	99-114	-15	3/26/05	L	A	99-113	-14	10/23/18	L	A	112-126	-14
1/5/93	W	H	126-106	+20						1/3/19	L	H	113-117	-4
2/5/93	L	A	103-116	-13	11/9/05	L	A	91-107	-16	2/13/19	L	A	118-120	-2
4/6/93	L	H	100-101	-1	11/11/05	W	H	101-85	+16					
					1/31/06	W	H	98-91	+7	10/28/19	L	H	94-101	-7
11/5/93	W	H	109-100	+9	4/15/06	W	A	100-82	+18	11/30/19	W	H	100-97 <sup>OT</sup>	+3
1/8/94	L	A	98-104	-6						12/29/19	L	A	115-120	-5
2/4/94	L	H	83-108	-25	12/22/06	W	A	101-96	+5					
3/18/94	W	A	115-103	+12	2/3/07	W	H	94-87	+7	12/23/20	W	A	124-122 <sup>OT</sup>	+2
					3/11/07	L	H	101-113	-12	12/29/20	W	H	125-115	+10
11/25/94	W	H	108-105 <sup>OT</sup>	+3	4/4/07	L	A	115-120	-5	2/6/21	W	H	119-114	+5
3/16/95	L	A	101-123	-22										
3/20/95	W	H	91-89	+2	12/8/07	L	A	97-101	-4	1/7/22	L	A	111-121	-10
4/23/95	L	A	89-102	-13	12/23/07	L	H	105-106	-1	2/24/22	L	H	1110-128	-18
11/28/95	W	H	91-85	+6	4/5/08	W	A	118-115	+3	2/26/22	L	A	110-115	-5
										3/9/22	L	H	100-106	-6
1/4/96	W	H	126-96	+30	12/6/08	L	H	85-118	-33					
1/20/96	W	A	115-110	+5	1/20/09	L	A	99-118	-19	12/27/22	L	H	106-113	-7
4/15/96	W	A	90-86	+4	3/8/09	W	H	114-106	+8	12/28/22	W	H	127-126	+1
					4/13/09	L	A	98-118	-20	4/9/23	L	A	95-109	-14

## OVR HM RD

80-81	6-0	3-0	3-0
81-82	2-4	2-1	0-3
82-83	3-3	1-2	2-1
83-84	3-3	3-0	0-3
84-85	1-5	1-2	0-3
85-86	3-3	2-1	1-2
86-87	1-5	1-2	0-3
87-88	1-5	1-2	0-3
88-89	2-2	2-0	0-2
89-90	1-3	1-1	0-2
90-91	2-2	2-0	0-2
91-92	3-1	2-0	1-1
92-93	4-0	2-0	2-0
93-94	2-2	1-1	1-1
94-95	2-2	1-1	1-1
95-96	2-2	1-1	1-1
96-97	2-2	1-1	1-1
97-98	4-0	2-0	2-0
98-99	2-2	2-0	0-2
99-00	3-1	2-0	1-1
00-01	2-2	1-1	1-1
01-02	1-3	0-2	1-1
02-03	3-1	1-1	2-0
03-04	1-3	1-1	0-2
04-05	1-3	1-1	0-2
05-06	1-2	1-1	0-1
06-07	0-4	0-2	0-2
07-08	1-2	1-0	0-2
08-09	1-3	1-1	0-2
09-10	0-4	0-2	0-2
10-11	0-3	0-2	0-1
11-12	1-2	1-0	0-2
12-13	0-4	0-2	0-2
13-14	1-3	1-1	0-2
14-15	0-3	0-2	0-1
15-16	3-1	2-0	1-1
16-17	2-1	1-0	1-1
17-18	2-2	0-2	2-0
18-19	0-3	0-1	0-2
19-20	1-2	1-1	0-1
20-21	3-0	2-0	1-0
21-22	0-4	0-2	0-2
22-23	1-2	1-1	0-1

# DETROIT PISTONS



2643 Woodward Ave., Detroit, MI 48201  
**PF Address:** 6201 Second Avenue, Detroit, MI 48202  
**Phone:** (313) - PISTONS (747-8667)  
**Website:** Pistons.com  
**X/Instagram:** @detroitpistons

### COLORS:



### HOME COURT (CAPACITY):

Little Caesars Arena (20,062) - opened 2017

**FOUNDED:** 1948-49, Fort Wayne Pistons; 1957-58, Detroit Pistons

**HEAD COACH:** Monty Williams (College - Notre Dame)  
**ASSISTANT COACHES:** Mark Bryant (College - Seton Hall)  
 Daniel Burke (College - Portland State)  
 Jarrett Jack (College - Georgia Tech)  
 Brian Randle (College - Illinois)  
 Stephen Scalzi (College - Boston College)  
 Stephen Silas (College - Brown University)  
**ASSISTANT/PLAYER DEVELOPMENT COACH/HEAD COACH, MOTOR CITY CRUISE:**  
 Janelle McMillan (College - Arizona State)  
**ASSISTANT PLAYER DEVELOPMENT COACH:**  
 Spencer Rivers (College - UC Irvine)

**SR. MEDICAL DIRECTOR:**  
 Sebastien Poirier (College - Salem State)  
**DIRECTOR OF ATHLETIC TRAINING:**  
 Alex Garland (College - Central Michigan) **SENIOR**  
**DIRECTOR OF PERFORMANCE:**  
 Trent Salo (College - Calvin College)  
**HEAD STRENGTH & CONDITIONING COACH:**  
 Jordan Sabourin (College - California University of Pennsylvania)

**OWNER:** Tom Gores  
**VICE CHAIRMAN:** Arn Tellem  
**GENERAL MANAGER:** Troy Weaver

**ASSOCIATE GENERAL MANAGER:** George David  
**ASSISTANT GENERAL MANAGER:** Tony Leotti  
**EXECUTIVE VICE PRESIDENT & CHIEF COMMUNICATIONS OFFICER:** Kevin Grigg  
**VICE PRESIDENT, PUBLIC RELATIONS:** Cletus Lewis  
**DIRECTOR, COMMUNICATIONS:** Mike Horan  
**MANAGER, PUBLIC RELATIONS:** Corey Moore  
**COORDINATOR, PUBLIC RELATIONS:** Ben Bagley  
**RADIO:** 97.1 The Ticket, Mark Champion, Rick Mahorn, George Blaha  
**TV:** Bally Sports Detroit (Cable), George Blaha, Greg Kelsner

**NBA TITLES WON:** 3, 1988-89, 1989-90, 2003-04

**ALL-TIME NBA REGULAR SEASON RECORD:**  
 2813-3103 (.475)

**2022-23 RECORD:** 17-65 (5th in Central)

**2022-23 PLAYOFF RESULTS:** Did not qualify

### ALL-TIME SERIES (75 YEARS)

	OVERALL	HOME	ROAD
Sac-Era	33-41	19-18	14-23
All-Time	176-174		

### CURRENT STREAKS

	OVERALL	HOME	ROAD
Kings	W2	W2	W1

### 2023-24 SERIES SCHEDULE

DATE	SITE	TIME (PT)
11/20	Golden 1 Center	3:00 p.m.
12/16	Little Caesars Arena	4:00 p.m.

### 2022-23 VS. PISTONS (2-0)

DATE	SITE	RESULT
11/20	Golden 1 Center	W, 137-129
12/16	Little Caesars Arena	W, 122-113

### SERIES FACTS

Last Home Win: 11/20/22 (137-129)  
 Last Road Win: 12/16/22 (122-113)  
 Last Home Loss: 1/19/22 (131-133)  
 Last Road Loss: 1/22/20 (106-127)  
 Biggest Win: 34 (130-96) vs. Det., 12/31/57  
 Biggest Loss: 44 (100-144) @ Det., 2/18/73

## 2022-2023 SEASON SERIES (2-0) SACRAMENTO KINGS VS. DETROIT

PLAYER	G-GS	MIN	FG-FGA	PCT	3FG-A	PCT	FT-FTA	PCT	OFF	DEF	TOT	AST	PF-DQ	STL	TO	BLK	PTS	AVG
Fox	2-2	75	20-37	.541	2-9	.222	15-18	.833	0	9	9	16	8-0	1	5	0	57	28.5
Barnes	2-2	73	13-20	.650	4-6	.667	16-17	.941	3	13	16	5	3-0	3	3	0	46	23.0
Sabonis	2-2	75	13-16	.813	1-2	.500	11-15	.733	5	21	26	14	7-0	3	6	1	38	19.0
Huerter	2-2	67	15-28	.536	7-17	.412	0-0	---	3	4	7	9	9-0	2	2	0	37	18.5
Murray	2-2	70	11-23	.478	5-12	.417	6-7	.857	0	4	4	1	2-0	0	3	0	33	16.5
Monk	2-0	45	6-14	.429	0-4	.000	7-7	1.000	0	3	3	9	5-0	2	4	0	19	9.5
Davis	2-0	21	5-10	.500	3-6	.500	0-0	---	0	0	0	0	4-0	0	0	0	13	6.5
Mitchell	1-0	14	2-5	.400	1-3	.333	0-0	---	0	1	1	3	1-0	0	0	0	5	5.0
Lyles	1-0	10	1-4	.250	1-4	.250	0-0	---	0	0	0	0	0-0	0	0	0	3	3.0
Metu	2-0	18	3-7	.429	0-1	.000	0-0	---	1	6	7	0	2-0	1	1	0	6	3.0
Holmes	1-0	3	1-1	1.000	0-0	---	0-0	---	0	1	1	1	0-0	0	0	0	2	2.0
Dellavedova	1-0	9	0-2	.000	0-2	.000	0-0	---	0	0	0	1	2-0	0	0	0	0	0.0
KINGS	2	480	90-167	.539	24-66	.364	55-64	.859	12	62	74	59	43-0	12	25	1	259	129.5
PISTONS	2	480	86-174	.494	25-58	.431	45-54	.833	24	57	81	42	50-1	11	29	4	242	121.0

## 2022-2023 SEASON SERIES (0-2) DETROIT PISTONS VS. SACRAMENTO

PLAYER	G-GS	MIN	FG-FGA	PCT	3FG-A	PCT	FT-FTA	PCT	OFF	DEF	TOT	AST	PF-DQ	STL	TO	BLK	PTS	AVG
Bogdanovic	2-2	64	14-28	.500	3-10	.300	12-12	1.000	0	5	5	4	4-0	1	6	0	43	21.5
Ivey	2-2	52	10-23	.435	5-8	.625	4-6	.667	2	5	7	8	11-1	1	4	0	29	14.5
Bagley	2-1	38	11-18	.611	0-2	.000	6-7	.857	5	7	12	1	6-0	2	2	1	28	14.0
Bey	1-0	27	5-11	.455	2-5	.400	2-4	.500	1	1	2	0	0-0	1	0	0	14	14.0
Duren	2-1	58	11-15	.733	0-0	---	5-6	.833	11	11	22	2	6-0	1	1	1	27	13.5
Stewart	1-1	26	4-7	.571	3-5	.600	2-2	1.000	0	7	7	1	2-0	0	4	0	13	13.0
Burks	2-0	49	6-17	.353	1-5	.200	10-13	.769	0	6	6	1	5-0	1	5	1	23	11.5
Hayes	2-2	57	7-19	.368	3-8	.375	3-3	1.000	0	2	2	10	8-0	0	3	1	20	10.0
Joseph	2-0	35	7-17	.412	3-6	.500	1-1	1.000	2	2	4	10	2-0	1	1	0	18	9.0
Knox II	2-0	39	7-12	.583	4-6	.667	0-0	---	2	8	10	4	4-0	2	0	0	18	9.0
Livers	1-1	16	2-4	.500	1-3	.333	0-0	---	0	2	2	1	1-0	0	1	0	5	5.0
Diallo	1-0	18	2-3	.667	0-0	---	0-0	---	1	1	2	0	1-0	1	1	0	4	4.0
PISTONS	2	480	86-174	.494	25-58	.431	45-54	.833	24	57	81	42	50-1	11	29	4	242	121.0
KINGS	2	480	90-167	.539	24-66	.364	55-64	.859	12	62	74	59	43-0	12	25	1	259	129.5

# DETROIT PISTONS



ISIAH THOMAS

## KINGS VS PISTONS

DATE	W/L	H/A	SCORE	+/-	DATE	W/L	H/A	SCORE	+/-
12/7/85	W	A	122-112	+10	11/8/05	L	H	88-102	-14
12/17/85	W	H	132-121	+11	12/14/05	L	A	98-109	-11
12/10/86	L	A	101-108	-7	11/8/06	W	H	99-86	+13
1/24/87	W	H	138-113	+25	1/20/07	L	A	74-91	-17
2/23/88	L	H	105-121	-16	11/18/07	W	H	105-95	+10
3/14/88	L	A	97-109	-12	1/18/08	W	A	100-93	+7
1/29/89	L	A	97-122	-25	11/11/08	L	H	92-100	-8
2/16/89	L	H	84-95	-11	1/2/09	L	A	92-98	-6
11/28/89	L	H	81-93	-12	2/10/10	W	A	103-97	+6
3/6/90	L	A	91-101	-10	2/23/10	L	H	89-101	-12
11/25/90	L	A	92-105	-13	11/14/10	L	H	94-100	-6
12/8/90	L	H	93-104	-11	1/15/11	L	A	106-110	-4
1/8/92	L	A	95-114	-19	2/17/12	L	A	108-114	-6
3/14/92	L	H	83-89	-6	3/14/12	L	H	112-124	-12
3/16/93	L	H	110-113	-3	11/7/12	W	H	105-103	+2
4/2/93	L	A	100-109	-9	1/1/13	L	A	97-103	-6
12/30/93	L	A	97-91	+6	11/15/13	L	H	90-97	-7
3/14/94	L	H	102-108	-6	3/11/14	L	A	89-99	-10
1/5/95	W	H	94-88	+6	12/13/14	L	H	90-95	-5
2/20/95	L	A	93-99	-6	1/4/15	L	A	95-114	-19
2/3/96	W	A	94-85	+9	11/11/15	W	H	101-92	+9
2/26/96	L	H	78-93	-15	3/18/16	L	A	108-115	-7
12/1/96	L	A	66-95	-29	1/10/17	W	H	100-94	+6
1/22/97	W	H	97-92	+5	1/23/17	W	A	109-104	+5
2/23/98	L	A	85-111	-26	11/4/17	L	A	99-108	-9
3/4/98	W	H	109-89	+20	3/19/18	L	H	90-106	-16
2/2/00	W	A	113-110	+3	1/10/19	W	H	112-102	+10
3/24/00	W	H	113-103	+10	1/19/19	W	A	103-101	+2
11/3/00	W	A	100-93	+7	1/22/20	L	A	106-127	-21
3/22/01	W	H	103-98	+5	3/1/20	W	H	106-100	+6
12/18/01	W	H	102-98	+4	2/26/21	W	A	110-107	+3
4/3/02	W	A	107-86	+21	4/8/21	L	H	101-113	-7
2/25/03	W	H	81-75	+6	11/15/21	W	A	129-107	+22
3/30/03	L	A	88-99	-11	1/19/22	L	H	131-133	-2
11/11/03	W	H	97-91	+6	11/20/22	W	H	137-129	+8
2/11/04	W	A	96-94	+2	12/16/22	W	A	122-113	+9
3/6/05	W	H	100-85	+15					
3/30/05	L	A	82-99	-17					

OVR	HM	RD
48-72	68-71	
72-73	3-3	3-0 0-3
73-74	2-4	2-1 0-3
74-75	6-2	4-0 2-2
75-76	2-5	2-2 0-3
76-77	0-4	0-2 0-2
77-78	3-1	2-0 1-1
78-79	2-2	2-0 0-2
79-80	2-0	1-0 1-0
80-81	1-1	1-0 0-1
81-82	0-2	0-1 0-1
82-83	2-0	1-0 1-0
83-84	1-1	1-0 0-1
84-85	1-1	1-0 0-1
85-86	2-0	1-0 1-0
86-87	1-1	1-0 0-1
87-88	0-2	0-1 0-1
88-89	0-2	0-1 0-1
89-90	0-2	0-1 0-1
90-91	0-2	0-1 0-1
91-92	0-2	0-1 0-1
92-93	0-2	0-1 0-1
93-94	1-1	0-1 1-0
94-95	1-1	1-0 0-1
95-96	1-1	0-1 1-0
96-97	1-1	1-0 0-1
97-98	1-1	1-0 0-1
98-99	0-0	0-0 0-0
99-00	2-0	1-0 1-0
00-01	2-0	1-0 1-0
01-02	2-0	1-0 1-0
02-03	1-1	1-0 0-1
03-04	2-0	1-0 1-0
04-05	1-1	1-0 0-1
05-06	0-2	0-1 0-1
06-07	1-1	1-0 0-1
07-08	2-0	1-0 1-0
08-09	0-2	0-1 0-1
09-10	1-1	0-1 1-0
10-11	0-2	0-1 0-1
11-12	0-2	0-1 0-1
12-13	1-1	1-0 0-1
13-14	0-2	0-1 0-1
14-15	0-2	0-1 0-1
15-16	1-1	1-0 0-1
16-17	2-0	1-0 1-0
17-18	0-2	0-1 0-1
18-19	2-0	1-0 1-0
19-20	1-1	1-0 0-1
20-21	1-1	0-1 1-0
21-22	1-1	0-1 1-0
22-23	2-0	1-0 1-0



# GOLDEN STATE WARRIORS



1 Warriors Way  
 San Francisco, CA 94158  
**Phone:** (415) 388-0100  
**Website:** Warriors.com  
**X:** @warriors  
**PR X:** @warriorsPR

**COLORS:**



**HOME COURT (CAPACITY):**

Chase Center (18,064) - opened 2019

**FOUNDED:** 1946-47, Philadelphia Warriors;  
 1962-63, San Francisco Warriors; 1971-72,  
 Golden State Warriors

**HEAD COACH:** Steve Kerr (College - Arizona)

**ASSISTANT COACHES:**

Ron Adams (College - Fresno Pacific)  
 Kenny Atkinson (College - Richmond)  
 Chris Demarco (College - Dominican)  
 Bruce Fraser (College - Arizona)  
 DeJan Milojevic  
 Kris Weems (College - Stanford)

**VP, PLAYER HEALTH AND PERFORMANCE:**

Dr. Rick Celebrini (College - University of British Columbia)

**HEAD ATHLETIC TRAINER:**

Drew Yoder (College - Kansas State)

**CO-EXECUTIVE CHAIRMAN & CEO:** Joe Lacob

**CO-EXECUTIVE CHAIRMAN:** Peter Guber

**PRESIDENT & CHIEF OPERATING OFFICER:**

Brandon Schneider

**GENERAL MANAGER:** Mike Dunleavy Jr.

**EXECUTIVE VP, BASKETBALL OPERATIONS:** Kirk Lacob

**DIRECTOR OF PLAYER PERSONNEL/ASSISTANT**

**GENERAL MANAGER:** Larry Harris

**SENIOR VICE PRESIDENT, COMMUNICATIONS:**

Raymond Ridder

**SENIOR DIRECTOR, PUBLIC RELATIONS:** Brett Winkler

**DIRECTOR, BASKETBALL COMMUNICATIONS:**

Michael Ravina

**DIRECTOR, PUBLICATIONS AND STATISTICAL**

**INFORMATION:** Darryl Arata

**MANAGER, PUBLIC RELATIONS:** Cole Lawrence

**RADIO:** KGMZ-FM (95.7 The Game), Tim Roye, Tom Tolbert

**TV:** NBC Sports Bay Area (cable), Bob Fitzgerald,

Kelenna Azubuike

**NBA TITLES WON:** 6, 1946-47, 1955-56, 1974-75,  
 2014-15, 2016-17, 2017-18

**ALL-TIME NBA REGULAR SEASON RECORD:**  
 2923-3098 (.485)

**2022-23 RECORD:** 44-38 (4th in Pacific)

**2022-23 PLAYOFF RESULTS:** Lost 2-4 to Los Angeles in the Western Conference Semifinals

**ALL-TIME SERIES (75 YEARS)**

	OVERALL	HOME	ROAD
Sac-Era	72-87	45-33	27-54
All-Time	193-215		

**CURRENT STREAKS**

	OVERALL	HOME	ROAD
Kings	L1	L1	L6

**2023-24 SERIES SCHEDULE**

DATE	SITE	TIME (PT)
10/27	Golden 1 Center	7:00 p.m.
11/1	Chase Center	7:00 p.m.
11/28	Golden 1 Center	7:00 p.m.
1/25	Chase Center	7:00 p.m.

**2022-23 VS. WARRIORS (1-3)**

DATE	SITE	RESULT
10/23	Chase Center	L, 125-130
11/7	Chase Center	L, 113-116
11/13	Golden 1 Center	W, 122-115
4/7	Golden 1 Center	L, 97-119

**SERIES FACTS**

Last Home Win: 11/13/22 (122-115)  
 Last Road Win: 2/25/20 (112-94)  
 Last Home Loss: 4/7/23 (97-119)  
 Last Road Loss: 11/7/22 (113-116)  
 Biggest Win: 32 (85-53) vs. Phil., 11/5/49  
 Biggest Loss: 62 (91-153) @ GS, 11/2/91

**2022-2023 SEASON SERIES (1-3) SACRAMENTO KINGS VS. GOLDEN STATE**

PLAYER	G-GS	MIN	FG-FGA	PCT	3FG-A	PCT	FT-FTA	PCT	OFF	DEF	TOT	AST	PF-DQ	STL	TO	BLK	PTS	AVG
Fox	3-3	107	29-56	.518	5-15	.333	13-17	.765	3	8	11	24	10-0	4	8	1	76	25.3
Sabonis	3-3	90	22-42	.524	2-5	.400	18-22	.818	13	37	50	18	7-0	0	7	1	64	21.3
Monk	3-0	84	15-39	.385	8-22	.364	14-14	1.000	3	11	14	16	3-0	4	4	0	52	17.3
Holmes	2-0	31	11-19	.579	1-1	1.000	3-4	.750	6	2	8	3	5-0	1	3	0	26	13.0
Murray	4-3	136	20-49	.408	11-28	.393	1-2	.500	5	14	19	5	10-0	6	4	1	52	13.0
Huerter	3-3	95	13-32	.406	8-20	.400	3-6	.500	0	13	13	9	6-0	2	6	0	37	12.3
Davis	4-1	84	12-34	.353	6-22	.273	1-2	.500	3	11	14	6	12-1	3	6	0	31	7.8
Metu	4-0	56	11-20	.550	0-3	.000	7-11	.636	1	16	17	4	7-0	2	2	1	29	7.3
Dozier	1-0	20	3-10	.300	1-6	.167	0-0	---	0	2	2	3	3-0	0	1	0	7	7.0
Barnes	4-4	101	10-22	.455	2-9	.222	4-7	.571	3	5	8	5	2-0	5	5	1	26	6.5
Mitchell	4-1	75	11-32	.344	4-15	.267	0-0	---	2	2	4	10	9-0	5	4	0	26	6.5
Edwards (TOT)	1-0	23	2-3	.667	1-1	1.000	1-2	.500	1	1	2	2	0-0	2	0	0	6	6.0
Edwards (SAC)	1-0	23	2-3	.667	1-1	1.000	1-2	.500	1	1	2	2	0-0	2	0	0	6	6.0
Len	1-1	16	2-3	.667	0-0	---	1-2	.500	5	1	6	2	2-0	0	2	1	5	5.0
Lyles	4-0	36	8-18	.444	3-11	.273	0-0	---	3	7	10	3	6-0	1	1	1	19	4.8
Ellis	1-0	4	0-0	---	0-0	---	1-2	.500	0	0	0	0	0-0	2	0	0	1	1.0
Okpala	1-1	4	0-1	.000	0-1	.000	0-0	---	1	0	1	0	0-0	0	0	0	0	0.0
KINGS	4	960	169-380	.445	52-159	.327	67-91	.736	49	130	179	110	82-1	37	55	7	457	114.3
WARRIORS	4	960	172-343	.501	60-154	.390	76-97	.784	32	143	175	115	84-0	23	70	21	480	120.0

**2022-2023 SEASON SERIES (1-3) GOLDEN STATE WARRIORS VS. SACRAMENTO**

PLAYER	G-GS	MIN	FG-FGA	PCT	3FG-A	PCT	FT-FTA	PCT	OFF	DEF	TOT	AST	PF-DQ	STL	TO	BLK	PTS	AVG
Curry	4-4	139	45-77	.584	20-40	.500	22-24	.917	1	25	26	20	6-0	4	11	1	132	33.0
Wiggins	3-3	106	30-54	.556	9-23	.391	6-9	.667	4	15	19	5	7-0	7	4	3	75	25.0
Thompson	4-4	132	26-63	.413	15-38	.395	3-4	.750	0	15	15	11	7-0	2	8	5	70	17.5
Wiseman	1-0	20	5-7	.714	0-0	---	4-6	.667	0	6	6	3	3-0	0	2	0	14	14.0
Poole	4-0	89	14-42	.333	6-20	.300	18-22	.818	1	6	7	13	11-0	2	10	0	52	13.0
Payton (TOT)	1-0	21	4-5	.800	2-3	.667	0-0	---	2	3	5	0	5-0	0	3	2	10	10.0
Payton (GS)	1-0	21	4-5	.800	2-3	.667	0-0	---	2	3	5	0	5-0	0	3	2	10	10.0
DiVincenzo	3-1	64	9-15	.600	5-10	.500	4-4	1.000	1	10	11	12	2-0	1	5	0	27	9.0
D. Green	4-4	132	12-23	.522	0-4	.000	4-7	.571	1	23	24	26	11-0	1	15	3	28	7.0
Kuminga	4-0	50	8-16	.500	2-6	.333	9-11	.818	0	1	2	2	7-0	0	2	1	27	6.8
Looney	4-4	104	11-19	.579	0-0	---	0-2	.000	16	31	47	19	14-0	3	4	4	22	5.5
Lamb	3-0	34	5-11	.455	1-5	.200	0-0	---	2	4	6	2	5-0	1	2	0	11	3.7
J. Green	1-0	13	1-2	.500	0-1	.000	1-2	.500	2	2	4	0	2-0	2	0	1	3	3.0
Moody	3-0	37	2-5	.400	0-1	.000	3-4	.750	2	1	3	0	3-0	0	2	1	7	2.3
Jerome	1-0	12	0-2	.000	0-1	.000	2-2	1.000	0	0	0	1	1-0	0	0	0	2	2.0
Baldwin	1-0	2	0-1	.000	0-1	.000	0-0	---	0	0	0	0	0-0	0	0	0	0	0.0
Quinones	1-0	4	0-1	.000	0-1	.000	0-0	---	0	1	1	1	0-0	0	2	0	0	0.0
Rollins	1-0	1	0-0	---	0-0	---	0-0	---	0	0	0	0	0-0	0	0	0	0	0.0
WARRIORS	4	960	172-343	.501	60-154	.390	76-97	.784	32	143	175	115	84-0	23	70	21	480	120.0
KINGS	4	960	169-380	.445	52-159	.327	67-91	.736	49	130	179	110	82-1	37	55	7	457	114.3

# GOLDEN STATE WARRIORS



**RICK BARRY**

## KINGS VS WARRIORS

DATE	W/L	H/A	SCORE	+/-	DATE	W/L	H/A	SCORE	+/-	DATE	W/L	H/A	SCORE	+/-
11/10/85	L	A	111-117	-6	2/16/97	W	H	105-85	+2	11/8/09	W	H	120-107	+13
11/14/85	W	H	112-103	+9	3/9/97	L	A	98-102	-4	1/8/10	L	A	101-108	-7
12/26/85	W	A	121-131	-10	4/11/97	W	H	97-87	+10	1/26/10	W	H	99-96	+3
1/17/86	W	A	125-111	+14	4/19/97	W	A	122-120 <sup>OT</sup>	+2	2/17/10	L	A	98-130	-32
2/23/86	W	H	127-124	+3	12/7/97	W	H	99-84	+15	12/21/10	L	H	109-117 <sup>OT</sup>	-8
11/28/86	L	H	97-103	-6	12/13/97	L	A	91-95 <sup>OT</sup>	-4	1/21/11	L	A	112-119 <sup>OT</sup>	-7
1/2/87	L	A	109-115	-6	2/13/98	W	A	109-92	+17	3/14/11	W	H	129-119	+10
1/20/87	W	H	123-114	+9	3/9/98	L	H	88-93	-5	4/10/11	W	A	104-103	+1
3/10/87	L	A	114-125	-11	3/15/99	W	A	111-105	+6	1/31/12	L	A	90-93	-3
4/11/87	L	H	118-124 <sup>OT</sup>	-6	4/21/99	W	H	103-94	+9	2/4/12	W	H	114-106 <sup>OT</sup>	+8
11/6/87	W	H	134-106	+28	4/26/99	L	A	89-114	-25	3/13/12	L	H	89-115	-16
2/9/88	L	A	99-117	-18	11/26/99	W	H	124-95	+29	3/24/12	L	A	108-111	-3
3/23/88	L	A	118-126	-8	12/20/99	L	A	99-111	-12	11/5/12	W	H	94-92	+2
4/10/88	W	H	121-115	+7	1/15/00	W	A	114-99	+15	12/19/12	W	H	131-127	+4
4/22/88	W	A	117-109	+8	4/13/00	W	H	130-107	+23	3/6/13	L	A	83-87	-4
1/21/89	L	H	111-136	-25	11/8/00	W	H	115-84	+31	3/27/13	W	A	105-98	+7
2/9/89	W	H	142-117	+25	11/10/00	W	A	114-107 <sup>OT</sup>	+7	11/2/13	L	A	87-98	-11
3/4/89	L	A	143-155	-12	1/30/01	W	H	105-79	+26	12/1/13	L	H	113-115	-2
3/5/89	W	H	110-96	+14	2/28/01	W	A	122-101	+21	2/19/14	L	H	92-101	-9
4/15/89	W	A	114-110	+4	1/18/02	W	H	121-97	+24	4/4/14	L	A	69-102	-33
11/22/89	L	A	109-133	-24	3/1/02	W	A	116-108	+8	10/29/14	L	H	77-95	-18
12/8/89	W	A	126-121	+5	4/10/02	W	A	118-116	+2	12/22/14	L	A	108-128	-20
12/12/89	L	H	103-118	-15	4/16/02	W	H	120-106	+14	1/23/15	L	A	101-126	-25
1/24/90	W	H	129-99	+30	11/13/02	W	A	104-93	+11	2/3/15	L	H	96-121	-25
3/11/90	L	A	116-123	-7	12/22/02	W	H	103-88	+15	11/7/15	L	H	94-103	-9
11/17/90	L	A	111-112	-1	1/20/03	W	A	102-80	+22	11/28/15	L	A	101-120	-19
1/3/91	W	H	131-113	+18	3/18/03	W	H	117-91	+26	12/28/15	L	A	103-122	-19
3/5/91	W	A	100-92	+8	11/16/03	W	H	106-104	+2	1/9/16	L	H	116-128	-12
3/10/91	L	A	87-97	-10	12/26/03	L	A	91-98	-7	1/8/17	L	H	106-117	-11
4/6/91	W	H	119-108	+11	3/9/04	W	H	96-92	+4	2/4/17	W	H	109-106	+3
11/2/91	L	A	91-153	-62	4/14/04	L	A	91-97	-6	2/15/17	L	A	86-109	-23
12/7/91	L	A	120-124	-4	12/26/04	L	H	94-98	-4	3/24/17	L	A	100-114	-14
3/2/92	L	H	98-118	-20	2/2/05	W	A	111-107 <sup>OT</sup>	+4	11/24/18	L	A	116-117	-1
3/31/92	L	H	136-148 <sup>2OT</sup>	-12	3/17/05	L	A	97-100	-3	12/14/18	L	H	125-130	-5
4/3/92	L	A	116-124 <sup>OT</sup>	-8	3/20/05	L	H	94-104	-10	1/5/19	L	H	123-127	-4
12/12/92	L	H	120-124	-4	11/30/05	L	A	106-113	-7	2/21/19	L	A	123-125	-2
1/18/93	W	A	111-107	+4	2/21/06	W	H	102-77	+25	12/15/19	W	A	100-79	+21
2/13/93	L	H	110-111	-1	3/26/06	L	H	83-90	-7	1/6/20	W	H	111-98	+13
3/19/93	L	H	101-113	-12	3/31/06	W	A	96-93	+3	2/25/20	W	A	112-94	+18
4/21/93	L	A	105-132	-27	11/16/06	L	A	105-117	-12	1/4/21	L	A	137-106	-31
12/17/93	L	H	94-109	-15	12/12/06	L	A	113-126	-13	3/25/21	W	H	141-119	+22
1/4/94	L	A	112-115	-3	12/30/06	W	H	119-96	+23	4/25/21	L	A	113-117	-4
2/15/94	L	A	113-123	-10	4/13/07	L	H	108-125	-17	10/24/21	L	H	107-119	-12
4/21/94	L	A	96-121	-25	11/28/07	L	H	96-103	-7	12/20/21	L	A	98-113	-15
4/24/94	W	H	105-97	+8	2/9/08	W	A	102-105	-3	2/3/22	L	A	114-126	-12
12/10/94	W	H	106-94	+12	3/18/08	W	H	122-105	+17	4/3/22	L	H	109-119	-10
12/13/94	W	A	112-107	+5	4/8/08	L	A	132-140	-8	10/23/22	L	A	125-130	-5
1/19/95	W	H	112-103	+9	11/9/08	W	H	115-98	+17	11/7/22	L	A	113-116	-3
3/17/95	W	H	128-110	+18	1/14/09	W	A	135-133 <sup>3OT</sup>	+2	11/13/22	W	H	122-115	+7
4/20/95	W	A	112-98	+14	4/1/09	L	A	141-143 <sup>OT</sup>	-2	4/7/23	L	H	97-119	-22
1/6/96	L	H	115-106	+9	4/5/09	L	H	100-105	-5					
1/26/96	W	A	118-124	-6										
3/10/96	W	A	96-95	+1										
4/21/96	W	H	107-100	+7										

48-62	52-57	OV	HM	RD	NTL	(Phil. Era)
62-63	6-3	4-0	2-2	0-1		
63-64	5-4	1-2	2-2	2-0		
64-65	8-2	4-1	4-1			
65-66	5-5	2-1	1-3	2-1		
66-67	5-4	2-1	3-2	0-1		
67-68	4-3	3-0	1-3			
68-69	3-3	1-1	2-1	0-1		
69-70	2-4	0-3	2-1			
70-71	2-3	0-1	1-2	1-0		
71-72	2-3	2-1	0-2			
72-73	2-4	2-1	0-3			
73-74	3-3	2-1	1-2			
74-75	2-2	2-0	0-2			
75-76	1-4	1-2	0-2			
76-77	3-1	2-0	1-1			
77-78	1-3	0-2	1-1			
78-79	2-2	1-1	1-1			
79-80	3-3	2-1	1-2			
80-81	0-5	0-3	0-2			
81-82	2-3	1-1	1-2			
82-83	4-1	2-1	2-0			
83-84	1-4	1-1	0-3			
84-85	3-2	3-0	0-2			
85-86	3-2	2-0	1-2			
86-87	1-4	1-2	0-2			
87-88	3-2	2-0	1-2			
88-89	3-2	2-1	1-1			
89-90	2-3	1-1	1-2			
90-91	3-2	3-0	0-2			
91-92	0-5	0-2	0-3			
92-93	1-4	0-3	1-1			
93-94	1-4	1-1	0-3			
94-95	5-0	3-0	2-0			
95-96	3-1	2-0	1-1			
96-97	3-1	2-0	1-1			
97-98	2-2	1-1	1-1			
98-99	2-1	1-0	1-1			
99-00	3-1	2-0	1-1			
00-01	4-0	2-0	2-0			
01-02	4-0	2-0	2-0			
02-03	4-0	2-0	2-0			
03-04	2-2	2-0	0-2			
04-05	1-3	0-2	1-1			
05-06	2-2	1-1	1-1			
06-07	1-3	1-1	0-2			
07-08	1-3	1-1	0-2			
08-09	2-2	1-1	1-1			
09-10	2-2	1-0	0-2			
10-11	2-2	1-1	1-1			
11-12	1-3	1-1	0-2			
12-13	3-1	2-0	1-1			
13-14	0-4	0-2	0-2			
14-15	0-4	0-2	0-2			
15-16	0-4	0-2	0-2			
16-17	1-3	1-1	0-2			
17-18	2-2	0-2	2-0			
18-19	0-4	0-2	0-2			
19-20	3-0	1-0	2-0			
20-21	1-2	1-0	0-2			
21-22	0-4	0-2	0-2			
22-23	1-3	1-1	0-2			

# HOUSTON ROCKETS



Toyota Center, 1510 Polk Street  
Houston, TX 77002  
Phone: (713) 758-7200  
Website: Rockets.com  
Twitter: @HoustonRockets

### COLORS:



### HOME COURT (CAPACITY):

Toyota Center (18,055) - opened 2003

**FOUNDED:** 1967-68, San Diego Rockets;  
1971-72 Houston Rockets

**HEAD COACH:** Ime Udoka (College - Portland State)

### ASSISTANT COACHES:

Ben Sullivan (College - Portland)  
Royal Ivey (College - Texas)  
Garrett Jackson (College - Saint Mary's College (CA))  
Tiago Splitter (Brazil)  
Cam Hodges (College - Minnesota State)  
Mike Moser (College - Oregon)

### HEAD ATHLETIC TRAINER:

Jason Biles (College - North Florida)

**OWNER:** Tilman J. Fertita

### PRESIDENT OF BUSINESS OPERATIONS:

Gretchen Sheirr

**GENERAL MANAGER:** Rafael Stone

### EXECUTIVE VICE PRESIDENT OF BASKETBALL

**OPERATIONS & ASSISTANT GM:** Eli Witus

### SENIOR VICE PRESIDENT OF BASKETBALL

**OPERATIONS:** Keith Jones

### VICE PRESIDENT, MEDIA & PLAYER RELATIONS:

Tracey Hughes

### SENIOR MANAGER, MEDIA RELATIONS:

Sean McCloskey

**MANAGER, MEDIA RELATIONS:** David Wolf

### SENIOR COORDINATOR, MEDIA RELATIONS:

Tomorrow Huff

**RADIO:** SportsTalk (KMBE 790 AM), NewsRadio 740 (KTRH 740 AM), Craig Ackerman, Matt Thomas

**RADIO (SPANISH):** La Ranchera (KEYH 850 AM, KNTE 101.7 FM), Adrian Chavarria

**TV:** AT&T SportsNet, Bill Worrell, Matt Bullard, Clyde Drexler, Craig Ackerman

**NBA TITLES WON:** 2, 1993-94, 1994-95

**ALL-TIME NBA REGULAR SEASON RECORD:**  
2328-2196 (.515)

**2022-23 RECORD:** 22-60 (4th in Southwest Division)

**2022-23 PLAYOFF RESULTS:** Did not qualify

### ALL-TIME SERIES (56 YEARS)

	OVERALL	HOME	ROAD
Sac-Era	52-97	33-41	19-56
All-Time	98-138	61-54	35-83

### CURRENT STREAKS

	OVERALL	HOME	ROAD
Kings	W6	W2	W4

### 2023-24 SERIES SCHEDULE

DATE	SITE	TIME (PT)
11/4	Toyota Center	5:00 p.m.
11/6	Toyota Center	5:00 p.m.
3/10	Golden 1 Center	3:00 p.m.

### 2022-23 VS. ROCKETS (4-0)

DATE	SITE	RESULT
1/11	Golden 1 Center	W, 135-115
1/13	Golden 1 Center	W, 139-114
2/6	Toyota Center	W, 140-120
2/8	Toyota Center	W, 130-128

### SERIES FACTS

Last Home Win: 1/13/23 (139-114)  
Last Road Win: 2/8/23 (130-128)  
Last Home Loss: 1/16/22 (112-118)  
Last Road Loss: 1/2/21 (94-102)  
Biggest Win: 36 (113-77) vs. Hou., 11/19/01  
Biggest Loss: 40 (93-133) vs. Hou., 12/12/95

## 2022-2023 SEASON SERIES (4-0) SACRAMENTO KINGS VS. HOUSTON

PLAYER	G-GS	MIN	FG-FGA	PCT	3FG-A	PCT	FT-FTA	PCT	OFF	DEF	TOT	AST	PF-DQ	STL	TO	BLK	PTS	AVG
Fox	4-4	132	34-67	.507	5-13	.385	22-28	.786	5	11	16	33	6-0	6	13	1	95	23.8
Sabonis	4-4	139	30-51	.588	1-7	.143	22-28	.786	11	34	45	40	16-0	5	9	2	83	20.8
Barnes	4-4	128	21-43	.488	9-20	.450	17-17	1.000	8	8	16	6	3-0	2	1	0	68	17.0
Murray	4-4	119	23-48	.479	15-32	.469	3-3	1.000	5	16	21	4	10-0	5	4	1	64	16.0
Monk	4-0	87	18-43	.419	13-25	.520	14-15	.933	3	6	9	9	4-0	2	6	1	63	15.8
Lyles	4-0	83	18-26	.692	6-13	.462	5-6	.833	1	15	16	2	7-0	3	1	5	47	11.8
Huerter	2-2	49	9-19	.474	3-13	.231	2-2	1.000	0	4	6	6	3-0	2	2	2	23	11.5
Davis	4-2	81	14-30	.467	8-19	.421	5-5	1.000	2	11	13	6	7-0	5	4	2	41	10.3
Metu	4-0	41	8-10	.800	0-0	---	2-2	1.000	3	6	9	5	8-0	0	1	4	18	4.5
Mitchell	4-0	54	6-13	.462	3-8	.375	2-2	1.000	2	0	2	12	6-0	2	1	2	17	4.3
Ellis	3-0	5	3-3	1.000	3-3	1.000	0-0	---	0	1	1	0	0-0	0	0	0	9	3.0
Holmes	2-0	6	2-2	1.000	1-1	1.000	0-0	---	0	1	1	1	1-0	0	0	1	5	2.5
Dellavedova	3-0	8	2-2	1.000	1-1	1.000	0-0	---	0	1	1	4	0-0	0	0	0	5	1.7
Dozier	2-0	2	1-1	1.000	1-1	1.000	0-0	---	0	0	0	0	0-0	1	0	0	3	1.5
Okpala	2-0	21	1-2	.500	1-2	.500	0-0	---	0	3	3	0	3-0	0	0	0	3	1.5
Burton	1-0	2	0-1	.000	0-1	.000	0-0	---	0	0	0	0	0-0	0	0	0	0	0.0
Len	1-0	2	0-0	---	0-0	---	0-0	---	0	0	0	1	1-0	0	0	0	0	0.0
KINGS	4	960	190-361	.526	70-159	.440	94-108	.870	40	117	157	129	75-0	33	42	21	544	136.0
ROCKETS	4	960	178-361	.493	51-132	.386	70-94	.745	46	119	165	105	83-0	26	62	18	477	119.3

## 2022-2023 SEASON SERIES (0-4) HOUSTON ROCKETS VS. SACRAMENTO

PLAYER	G-GS	MIN	FG-FGA	PCT	3FG-A	PCT	FT-FTA	PCT	OFF	DEF	TOT	AST	PF-DQ	STL	TO	BLK	PTS	AVG
J. Green	4-4	142	43-89	.483	19-41	.463	16-21	.762	3	9	12	10	10-0	4	13	0	121	30.3
Martin	4-3	128	23-37	.622	7-16	.438	7-13	.538	5	17	22	2	7-0	1	4	2	60	15.0
Sengun	4-4	127	22-39	.564	2-4	.500	11-15	.733	7	25	32	35	14-0	6	12	1	57	14.3
Smith	4-4	129	22-49	.449	3-18	.167	10-11	.909	7	21	28	7	8-0	1	3	5	57	14.3
Gordon	4-4	118	17-33	.515	8-19	.421	11-16	.688	0	3	3	20	5-0	3	10	2	53	13.3
Wall (TOT)	1-0	12	3-6	.500	1-1	1.000	5-5	1.000	0	0	0	1	3-0	0	2	0	12	12.0
Mathews	2-0	27	7-15	.467	6-12	.500	0-0	---	1	2	3	3	5-0	3	0	1	20	10.0
Tate	4-0	84	14-32	.438	1-5	.200	4-5	.800	7	9	16	13	10-0	3	5	1	33	8.3
Eason	4-0	71	12-23	.522	1-6	.167	3-3	1.000	4	11	15	1	9-0	1	5	2	28	7.0
Porter	1-1	10	2-5	.400	1-2	.500	0-0	---	0	3	3	3	0-0	1	0	0	5	5.0
Fernando	3-0	36	5-14	.357	0-0	---	4-4	1.000	8	10	18	3	6-0	0	3	4	14	4.7
Christopher	4-0	48	5-13	.385	1-4	.250	3-4	.750	0	2	2	3	5-0	2	3	0	14	3.5
Marjanovic	1-0	4	1-3	.333	0-0	---	1-2	.500	1	3	4	1	0-0	0	0	0	3	3.0
Days	1-0	2	1-1	1.000	0-0	---	0-0	---	1	1	2	1	0-0	0	0	0	2	2.0
Washington	1-0	2	1-3	.333	0-1	.000	0-0	---	0	0	0	0	0-0	0	0	0	2	2.0
Garuba	3-0	25	2-4	.500	1-3	.333	0-0	---	2	3	5	2	4-0	1	2	0	5	1.7
Nix	2-0	6	1-1	1.000	1-1	1.000	0-0	---	0	0	0	1	0-0	0	0	0	3	1.5
Kaminsky (TOT)	1-0	2	0-0	---	0-0	---	0-0	---	0	1	1	0	0-0	0	0	0	0	0.0
ROCKETS	4	960	178-361	.493	51-132	.386	70-94	.745	46	119	165	105	83-0	26	62	18	477	119.3
KINGS	4	960	190-361	.526	70-159	.440	94-108	.870	40	117	157	129	75-0	33	42	21	544	136.0

# HOUSTON ROCKETS



HAKEEM OLAJUWON

## KINGS VS ROCKETS

DATE	W/L	H/A	SCORE	+/-	DATE	W/L	H/A	SCORE	+/-	DATE	W/L	H/A	SCORE	+/-	
10/31/85	W	H	122-116	+6	11/2/97	L	H	77-93	-16	1/13/12	L	A	89-103	-14	
11/30/85	L	A	114-131	-17	12/19/97	L	A	98-116	-18	3/26/12	L	A	106-113 <sup>OT</sup>	-7	
1/23/86	L	A	107-124	-17	3/14/98	L	A	86-89	-3	4/8/12	L	H	87-104	-17	
1/30/86	L	H	109-111	-2	4/10/98	L	H	85-97	-12						
2/18/86	W	H	115-105	+10	2/10/99	L	A	82-92	-10	2/10/13	W	H	117-111	+6	
3/6/86	L	A	105-116	-11	3/22/99	L	A	100-110	-10	4/3/13	L	H	102-112	-10	
					3/28/99	L	H	93-107	-14	4/14/13	L	A	100-121	-21	
11/4/86	L	H	84-100	-16						12/15/13	W	H	106-91	+15	
11/8/86	L	A	90-102	-12	11/18/99	W	A	128-110	+18	12/31/13	W	A	110-106	+4	
12/13/86	L	A	106-119	-13	11/21/99	W	H	110-105	+5	1/22/14	L	A	98-119	-21	
3/4/87	L	H	102-108 <sup>OT</sup>	-6	1/11/00	W	H	110-93	+17	2/25/14	L	H	103-129	-26	
4/4/87	W	H	120-108	+12	3/2/00	L	A	99-102	-3						
4/9/87	L	A	102-112	-10						11/26/14	L	A	89-102	-13	
					11/28/00	W	A	88-81	+7	12/11/14	L	H	109-113 <sup>OT</sup>	-4	
11/12/87	L	H	114-116	-2	12/8/00	W	H	111-98	+13	4/1/15	L	A	111-115	-4	
12/8/87	L	A	97-106	-9	1/13/01	W	A	84-81	+3						
1/19/88	W	H	107-104	+3	3/20/01	W	H	125-109	+16	11/6/15	L	H	110-116	-6	
3/5/88	L	A	94-105	-11	11/19/01	W	H	113-77	+36	12/5/15	L	A	113-120	-7	
3/19/88	W	H	121-104	+17	11/27/01	W	A	89-84	+5	12/15	W	H	107-97	+10	
4/14/88	L	A	105-123	-18	3/19/02	W	H	110-87	+23	4/13/16	L	A	81-116	-35	
					3/28/02	W	A	101-74	+27						
11/13/88	L	A	127-129	-2	12/1/02	W	H	103-84	+19	11/25/16	L	H	104-117	-13	
12/20/88	L	A	104-105	-1	12/10/02	L	A	96-103	-7	12/14/16	L	A	98-132	-34	
1/17/89	W	H	123-109	+14	2/2/03	L	A	89-105	-16	1/31/17	W	H	83-105	-22	
3/14/89	W	H	95-90	+5	3/23/03	W	H	109-108	+1	4/9/17	L	A	128-135	-7	
										10/18/17	L	H	100-105	-5	
12/22/89	L	A	92-103	-11	11/28/03	W	H	103-74	+29	2/14/18	L	A	98-132	-9	
1/11/90	L	H	87-90	-3	1/28/04	W	A	99-94	+5	4/11/18	W	H	96-83	+13	
3/15/90	L	H	86-92	-6	3/21/04	W	H	100-95	+5						
4/17/90	L	A	97-112	-15	4/4/04	W	A	99-94	+5	11/17/18	L	A	112-132	-20	
										12/6/19	L	H	101-127	-26	
12/1/90	L	A	93-117	-24	11/6/04	L	A	101-104 <sup>OT</sup>	-3	3/30/19	L	A	108-119	-11	
1/21/91	W	H	97-94	+3	11/23/04	W	H	102-96	+6	4/2/19	L	H	105-130	-25	
3/21/91	L	A	87-98	-11	1/28/05	W	A	117-111 <sup>OT</sup>	+6	12/9/19	W	A	119-1118	+1	
4/13/91	L	H	94-95	-1	3/13/05	L	H	96-111	-15	12/23/19	L	H	104-113	-7	
										8/9/20	L	A	112-129	-17	
11/16/91	L	H	93-102	-9	11/2/05	L	A	89-98	-9						
12/19/91	L	A	102-109	-7	12/8/05	L	H	95-106	-11	12/31/20	L	A	119-128	-9	
3/8/92	L	H	108-109	-1	1/11/06	W	A	88-80	+8	1/2/21	L	A	94-102	-8	
3/21/92	W	A	100-97	+3	4/9/06	W	H	86-77	+9	3/11/21	W	H	125-105	-17	
11/17/92	L	A	109-116	-7	1/13/07	L	H	111-115 <sup>OT</sup>	-4	1/14/21	W	H	126-114	+12	
1/19/93	L	H	96-102	-6	2/13/07	L	A	104-109 <sup>OT</sup>	-5	1/16/22	L	H	112-118	-6	
3/3/93	L	H	86-89	-3	4/8/07	L	H	106-112	-6	3/30/22	W	A	121-118	+3	
3/6/96	L	A	102-119	-17						4/1/22	W	A	122-117	+5	
					12/1/07	W	H	107-99	+8						
11/26/93	L	H	89-92	-3	2/13/08	L	A	87-89	-2	1/11/23	W	H	135-115	+20	
1/27/94	L	A	97-113	-16	3/24/08	L	A	100-108	-8	1/13/23	W	H	139-114	+25	
3/29/94	L	H	101-122	-21	4/1/08	W	H	99-98	+1	2/6/23	W	A	140-120	+20	
4/14/94	L	A	99-104	-5						2/8/23	W	A	130-128	+2	
					12/19/08	L	A	96-107	-11						
11/15/94	L	A	99-105	-6	2/11/09	L	A	82-94	-12						
2/8/95	L	H	86-97	-11	4/9/09	L	H	98-115	-17						
4/4/95	W	H	109-105	-4											
4/15/95	L	A	84-98	-14											
12/12/95	L	H	93-133	-40	11/13/09	W	H	109-100	+9						
12/15/95	W	A	114-110	+4	11/21/09	L	A	106-113	-7						
2/19/96	L	A	111-118 <sup>OT</sup>	-7	3/3/10	W	A	84-81	+3						
4/5/96	W	H	96-91	+5	4/12/10	L	H	107-117	-17						
11/1/96	L	A	85-96	-11	12/14/10	L	A	105-118	-13						
11/5/96	L	H	80-102	-22	12/19/10	L	H	93-102	-9						
1/16/97	L	A	80-89	-9	3/7/11	L	H	101-123	-22						
4/4/97	L	H	94-108	-14	4/5/11	W	A	104-101	+3						

	OVR	HM	RD	NTL
67-68	7-0	2-0	4-0	1-0
68-69	2-4	1-1	0-3	1-0
69-70	4-2	3-0	1-2	
70-71	1-3	1-1	0-2	
71-72	0-4	0-2	0-1	0-1
72-73	4-0	2-0	2-0	
73-74	2-2	2-0	0-2	
74-75	0-4	0-2	0-2	
75-76	2-2	1-1	1-1	
76-77	2-2	2-0	0-2	
77-78	2-2	2-0	0-2	
78-79	1-3	1-1	0-2	
79-80	2-0	1-0	1-0	
80-81	4-2	2-1	2-1	
81-82	3-3	2-1	1-2	
82-83	5-1	3-0	2-1	
83-84	4-2	2-1	2-1	
84-85	1-5	1-2	0-3	
85-86	2-4	2-1	0-3	
86-87	1-5	1-2	0-3	
87-88	2-4	2-1	0-3	
88-89	2-2	2-0	0-2	
89-90	0-4	0-2	0-2	
90-91	1-3	1-1	0-2	
91-92	1-3	0-2	1-1	
92-93	0-4	0-2	0-2	
93-94	0-4	0-2	0-2	
94-95	1-3	1-1	0-2	
95-96	2-2	1-1	1-1	
96-97	0-4	0-2	0-2	
97-98	0-4	0-2	0-2	
98-99	0-3	0-1	0-2	
99-00	3-1	2-0	1-1	
00-01	4-0	2-0	2-0	
01-02	4-0	2-0	2-0	
02-03	2-2	2-0	0-2	
03-04	4-0	2-0	2-0	
04-05	2-2	1-1	1-1	
05-06	2-2	1-1	1-1	
06-07	0-3	0-2	0-1	
07-08	2-2	2-0	0-2	
08-09	0-3	0-1	0-2	
09-10	2-2	1-1	1-1	
10-11	1-3	0-2	1-1	
11-12	0-3	0-1	0-2	
12-13	1-2	1-1	0-1	
13-14	2-2	1-1	1-1	
14-15	0-3	0-1	0-2	
15-16	1-3	1-1	0-2	
16-17	0-4	0-2	0-2	
17-18	1-2	1-1	0-1	
18-19	0-4	0-2	0-2	
19-20	1-2	0-2	1-0	
20-21	1-2	1-0	0-2	
21-22	3-1	1-1	2-0	
22-23	4-0	2-0	2-0	



# INDIANA PACERS



125 S. Pennsylvania Street  
 Indianapolis, IN 46204  
**Phone:** (317) 917-2500  
**Website:** Pacers.com  
**X/Instagram:** @Pacers  
**PR X:** @Pacers\_PR

### COLORS:



### HOME COURT (CAPACITY):

Bankers Life Fieldhouse (17,274) -  
 opened 1999

**FOUNDED:** 1967-68 Indiana Pacers;  
 Former member of ABA

### HEAD COACH:

Rick Carlisle (College - Buena Vista)

### ASSISTANT COACHES:

Lloyd Pierce (College - Santa Clara)  
 Mike Weiner (College - Florida)  
 Jenny Boucek (College - Virginia)  
 Jim Boylen (College - Maine)

### ASSISTANT COACHES/PLAYER DEVELOPMENT:

Maurice Baker (College - Oklahoma State)  
 Jannero Pargo (College - Arkansas)

Isaac Jacob (College - Cal State Northridge)

**VIDEO COORDINATOR:** Martin Tombe (College - San Diego)

### SENIOR DIRECTOR OF MEDICAL OPERATIONS/HEAD

**ATHLETIC TRAINER:** Josh Corbeil (College - Boston University)

**CHAIRMAN, CEO AND NBA GOVERNOR:** Herbert Simon

### VICE CHAIRMAN AND ALTERNATE GOVERNOR:

Stephen Simon

**VICE CHAIRMAN:** Jim Morris

**PRESIDENT OF BASKETBALL OPERATIONS:** Kevin Pritchard

**CHIEF OPERATING OFFICER:** Rick Fuson

**GENERAL MANAGER:** Chad Buchanan

**ASSISTANT GENERAL MANAGER:** Kelly Krauskopf

**VICE PRESIDENT OF BASKETBALL OPERATIONS:**

Ted Wu

**CONSULTANT, BASKETBALL OPERATIONS:** Larry Bird

**VICE PRESIDENT OF BASKETBALL ADMINISTRATION:**

Sonya Clutinger

**VICE PRESIDENT OF PLAYER RELATIONS:**

Karen Atkinson

**VICE PRESIDENT OF PLAYER personnel:** Ryan Carr

**VICE PRESIDENT OF PRO SCOUT:** Vance Catlin

**VICE PRESIDENT OF BASKETBALL**

**COMMUNICATIONS:** Michael Preston

**SENIOR DIRECTOR OF MEDIA RELATIONS:** Krissy Myers

**SENIOR MANAGER OF PUBLIC RELATIONS:** Wes

Kaminski

**RADIO:** 1070 The Fan, 93.5 FM, Mark Boyle

**TV:** Bally Sports Indiana, Quinn Buckner, Chris Denari,  
 Jeremiah Johnson, Eddie Gill

**NBA TITLES WON:** None

### ALL-TIME NBA REGULAR SEASON RECORD:

2275-2173 (.511)

**2021-22 RECORD:** 35-47 (4th in Central)

**2021-22 PLAYOFF RESULTS:** Did not qualify

### ALL-TIME SERIES (46 YEARS)

	OVERALL	HOME	ROAD
Sac-Era	31-41	19-17	12-24
All-Time	44-52	28-20	16-32

### CURRENT STREAKS

	OVERALL	HOME	ROAD
Kings	L1	W1	L1

### 2023-24 SERIES SCHEDULE

DATE	SITE	TIME (PT)
1/18	Golden 1 Center	7:00 p.m.
2/2	Bankers Life Fieldhouse	4:00 p.m.

### 2022-23 VS. PACERS (1-1)

DATE	SITE	RESULT
11/30	Golden 1 Center	W, 137-114
2/3	Bankers Life Fieldhouse	L, 104-107

### SERIES FACTS

Last Home Win: 11/30/22 (137-114)

Last Road Win: 3/23/22 (110-109)

Last Home Loss: 11/7/21 (91-94)

Last Road Loss: 2/3/23 (104-107)

Biggest Win: 38 (120-82) vs. Ind., 3/3/82

Biggest Loss: 26 (99-125) @ Ind., 2/17/93

## 2022-2023 SEASON SERIES (1-1) SACRAMENTO KINGS VS. INDIANA

PLAYER	G-GS	MIN	FG-FGA	PCT	3FG-A	PCT	FT-FTA	PCT	OFF	DEF	TOT	AST	PF-DQ	STL	TO	BLK	PTS	AVG
Barnes	2-2	61	13-21	.619	4-9	.444	15-17	.882	1	9	10	5	3-0	2	1	0	45	22.5
Fox	1-1	27	7-11	.636	1-1	1.000	4-5	.800	0	5	5	6	4-0	0	3	0	19	19.0
Monk	2-0	48	10-19	.526	4-7	.571	8-9	.889	2	7	9	11	5-0	2	9	1	32	16.0
Davis	2-0	35	9-23	.391	6-15	.400	6-6	1.000	0	8	8	5	3-0	2	2	2	30	15.0
Huerter	2-2	64	12-24	.500	3-13	.231	2-4	.500	1	7	8	3	3-0	4	2	0	29	14.5
Sabonis	2-2	61	11-22	.500	1-4	.250	3-4	.750	5	21	26	13	7-0	2	7	1	26	13.0
Metu	2-0	28	8-12	.667	2-4	.500	0-0	---	4	8	12	1	3-0	0	2	2	18	9.0
Murray	2-2	51	5-18	.278	3-13	.231	4-4	1.000	2	11	13	1	3-0	0	5	1	17	8.5
Lyles	1-0	20	3-9	.333	1-4	.250	0-0	---	3	1	4	1	2-0	0	2	0	7	7.0
Mitchell	2-1	42	4-11	.364	3-7	.429	0-0	---	0	2	2	3	1-0	1	2	2	11	5.5
Len	1-0	5	2-3	.667	0-0	---	0-0	---	3	2	5	1	1-0	0	0	0	4	4.0
Okpala	1-0	15	1-1	1.000	1-1	1.000	0-0	---	1	3	4	1	3-0	1	1	1	3	3.0
Dellavedova	2-0	16	0-5	.000	0-2	.000	0-0	---	0	0	0	1	1-0	0	1	0	0	0.0
Holmes	1-0	7	0-2	.000	0-1	.000	0-0	---	0	1	1	0	1-0	0	0	0	0	0.0
KINGS	2	480	85-181	.470	29-81	.358	42-49	.857	22	85	107	52	40-0	14	38	10	241	120.5
PACERS	2	480	80-189	.423	29-78	.372	32-44	.727	21	73	94	56	39-0	21	33	10	221	110.5

## 2022-2023 SEASON SERIES (1-1) INDIANA PACERS VS. SACRAMENTO

PLAYER	G-GS	MIN	FG-FGA	PCT	3FG-A	PCT	FT-FTA	PCT	OFF	DEF	TOT	AST	PF-DQ	STL	TO	BLK	PTS	AVG
Brogdon	1-1	38	9-19	.474	4-10	.400	2-2	1.000	1	3	4	9	2-0	1	2	0	24	24.0
Smith	1-1	19	8-10	.800	4-5	.800	2-3	.667	2	4	6	0	3-0	0	1	1	22	22.0
Hield	2-2	64	14-28	.500	8-17	.471	2-3	.667	4	10	14	7	5-0	2	4	0	38	19.0
Mathurin	2-0	54	10-26	.385	1-7	.143	15-17	.882	2	4	6	0	3-0	2	5	0	36	18.0
Nesmith	2-1	56	9-23	.391	6-12	.500	1-2	.500	3	7	10	4	7-0	2	2	2	25	12.5
Haliburton	2-2	59	8-25	.320	3-13	.231	0-0	---	0	8	8	19	1-0	5	3	0	19	9.5
Turner	2-2	60	7-22	.318	1-7	.143	3-6	.500	4	15	19	1	6-0	2	5	7	18	9.0
Bitadze	1-0	4	3-4	.750	1-1	1.000	1-2	.500	1	1	2	0	0-0	0	0	0	8	8.0
Theis	1-0	15	3-4	.750	1-2	.500	1-2	.500	0	4	4	1	2-0	0	2	0	8	8.0
Nembhard	2-2	61	7-17	.412	1-8	.125	0-0	---	0	3	3	9	5-0	3	3	0	15	7.5
Brissett	2-0	28	4-9	.444	2-4	.500	4-5	.800	0	7	7	0	3-0	2	1	0	14	7.0
McConnell	2-0	37	6-14	.429	1-2	.500	0-0	---	0	7	7	13	2-0	3	3	0	13	6.5
Jackson	1-0	13	1-5	.200	0-0	---	3-4	.750	4	2	6	2	0-0	0	0	0	5	5.0
Taylor	1-0	9	0-2	.000	0-0	---	0-0	---	1	1	2	0	2-0	0	2	0	0	0.0
PACERS	2	480	80-189	.423	29-78	.372	32-44	.727	21	73	94	56	39-0	21	33	10	221	110.5
KINGS	2	480	85-181	.470	29-81	.358	42-49	.857	22	85	107	52	40-0	14	38	10	241	120.5



**REGGIE MILLER**

## KINGS VS PACERS

DATE	W/L	H/A	SCORE	+/-	DATE	W/L	H/A	SCORE	+/-
1/8/86	W	A	88-87	+1	12/3/04	W	H	113-87	+26
2/28/86	W	H	121-100	+21	12/11/04	W	A	97-92 <sup>OT</sup>	+5
11/20/86	W	H	92-83	+9	1/8/05	L	H	83-108	-25
2/22/87	L	A	101-103	-2	3/17/06	L	A	93-98	-5
11/17/87	L	H	111-126	-15	2/25/07	W	A	110-93	+17
2/21/88	L	A	112-130	-18	3/6/07	W	H	102-98	+3
11/19/88	W	H	107-96	+11	1/12/08	L	H	105-111	-6
12/9/88	L	A	105-112	-7	1/19/08	W	A	110-104	+6
11/18/89	W	H	107-102	+5	1/3/09	L	A	117-122	-5
3/29/90	L	A	101-111	-10	3/3/09	L	H	109-117	-8
2/17/91	L	A	110-113	-3	12/2/09	W	H	110-105	+5
3/14/91	L	H	103-107	-4	3/30/10	L	A	95-102	-7
11/6/91	W	H	112-102	+10	11/30/10	L	H	98-107	-9
2/19/92	L	H	115-129	-14	3/25/11	W	A	110-93	+17
12/10/92	L	H	99-106	-7	1/18/12	W	H	92-88	+4
2/17/93	L	A	99-125	-26	11/3/12	L	A	98-106 <sup>2OT</sup>	-8
11/29/93	L	H	103-105	-2	11/30/12	L	H	92-97	-5
12/7/93	L	A	87-105	-18	1/14/14	L	A	92-116	-24
3/9/95	L	H	94-109	-15	1/24/14	L	H	111-116 <sup>OT</sup>	-5
3/24/95	L	A	96-103	-7	12/5/14	W	H	102-101 <sup>OT</sup>	+1
11/10/95	W	A	119-95	+24	1/31/15	W	A	99-94	+5
11/30/95	W	H	105-95	+10	12/23/15	W	A	108-106	+2
11/28/96	L	A	83-101	-18	1/23/16	W	H	108-97	+11
1/14/97	W	H	105-98 <sup>OT</sup>	+7	1/18/17	L	H	100-106	-6
1/16/98	L	A	92-117	-25	1/27/17	L	A	111-125 <sup>OT</sup>	-4
2/3/98	L	H	93-115	-22	10/31/17	L	A	83-101	-18
1/9/99	W	H	116-113	+3	3/29/18	L	H	103-106	-3
2/4/00	L	A	94-104	-10	12/1/19	W	H	111-110	+1
1/5/01	L	H	91-93 <sup>OT</sup>	-2	12/8/19	L	A	97-107	-10
3/18/01	L	A	95-101	-6	12/20/19	L	A	105-119	-14
11/7/01	L	A	104-116	-12	1/11/21	W	H	127-122	+5
3/3/02	L	H	86-97	-11	5/5/21	W	A	104-93	+11
3/9/03	W	H	107-88	+19	11/7/21	L	H	91-94	-3
4/1/03	W	A	103-98	+5	3/23/22	W	A	110-109	+1
12/7/03	W	H	91-88	+3	11/30/22	W	H	137-114	+23
3/19/03	W	A	94-92	+2	2/3/23	L	A	104-107	-3

## OVR HM RD


76-77	2-2	1-1	1-1
77-78	2-2	2-0	0-2
78-79	3-1	2-0	1-1
79-80	1-1	1-0	0-1
80-81	0-2	0-1	0-1
81-82	1-1	1-0	0-1
82-83	1-1	1-0	0-1
83-84	2-0	1-0	1-0
84-85	1-1	0-1	1-0
85-86	2-0	1-0	1-0
86-87	1-1	1-0	0-1
87-88	0-2	0-1	0-1
88-89	1-1	1-0	0-1
89-90	1-1	1-0	0-1
90-91	0-2	0-1	0-1
91-92	1-1	1-0	0-1
92-93	0-2	0-1	0-1
93-94	0-2	0-1	0-1
94-95	0-2	0-1	0-1
95-96	2-0	1-0	1-0
96-97	1-1	1-0	0-1
97-98	0-2	0-1	0-1
98-99	0-0	0-0	0-0
99-00	1-1	1-0	0-1
00-01	0-2	0-1	0-1
01-02	0-2	0-1	0-1
02-03	2-0	1-0	1-0
03-04	2-0	1-0	1-0
04-05	2-0	1-0	1-0
05-06	0-2	0-1	0-1
06-07	2-0	1-0	1-0
07-08	1-1	0-1	1-0
08-09	0-2	0-1	0-1
09-10	1-1	1-0	0-1
10-11	1-1	0-1	1-0
11-12	1-0	1-0	0-0
12-13	0-2	0-1	0-1
13-14	0-2	0-1	0-1
14-15	2-0	1-0	1-0
15-16	2-0	1-0	1-0
16-17	0-2	0-1	0-1
17-18	0-2	0-1	0-1
18-19	1-1	1-0	0-1
19-20	0-1	0-0	0-1
20-21	2-0	1-0	1-0
21-22	1-1	0-1	1-0
22-23	1-1	1-0	0-1

# LOS ANGELES CLIPPERS



1212 South Flower Street, 5th Floor  
Los Angeles, CA 90015  
Phone: (310) 862-6000  
Website: Clippers.com  
X/Instagram: @laclippers  
PR X: @ClippersPR

## COLORS:



## HOME COURT (CAPACITY):

Crypto.com Arena (19,068) - opened 1999

## FOUNDED:

1970-71, Buffalo Braves;  
1978-79, San Diego Clippers;  
1984-85, Los Angeles Clippers

**HEAD COACH:** Tyronn Lue (College - Nebraska)

**ASSOCIATE HEAD COACH:**

Dan Craig (College - Plymouth State)

**ASSISTANT COACHES:**

Jeremy Castleberry (College - San Diego State)

Larry Drew (College - Missouri)

Shaun Fein (College - Georgia Tech)

Jay Larranaga (College - Bowling Green)

Brendan O'Connor (College - St. Anselm)

Brian Shaw (College - St. Mary's)

**ASSISTANT COACH/VP OF PLAYER PERFORMANCE:**

Todd Wright (College - Springfield College) **PLAYER**

**VICE PRESIDENT OF MEDICAL:**

Maggie Bryant (College - St. Thomas) **EXECUTIVE**

**DIRECTOR OF MEDICAL SERVICES & HEAD ATHLETIC**

**TRAINER:** Jasen Powell (College - Cal Poly Pomona)

**CHAIRMAN:** Steve Ballmer

**PRESIDENT OF BASKETBALL OPERATIONS:**

Lawrence Frank

**GENERAL MANAGER:** Trent Redden

**SENIOR VP/ASSISTANT GENERAL MANAGER:**

Mark Hughes

**CHIEF COMMUNICATIONS OFFICER:** Chris Wallace

**VICE PRESIDENT, BASKETBALL COMMUNICATIONS:**

Dennis Rogers

**BASKETBALL COMMUNICATIONS MANAGER:**

Curtis Jackson

**BASKETBALL COMMUNICATIONS MANAGER:**

Cooper Dzierzanowski

**RADIO:** TBD

**RADIO (SPANISH):** ESPN Deportes (1330 AM) TBD

**TV:** SoCal (cable), Brian Sieman, Mike Fratello, Jim

Jackson, Kristina Pink and Jaime Maggio

KTLA: David Pinaglore

**NBA TITLES WON:** None

**ALL-TIME NBA REGULAR SEASON RECORD:**  
1792-2486 (.417)

**2022-23 RECORD:** 44-38 (3rd in Pacific)

**2022-23 PLAYOFF RESULTS:** Lost 1-4 to Phoenix  
in the First Round

**ALL-TIME SERIES (53 YEARS)**

	OVERALL	HOME	ROAD
Sac-Era	78-80	47-31	31-49
All-Time	122-103	71-39	50-64

**CURRENT STREAKS**

	OVERALL	HOME	ROAD
Kings	W3	W1	W2

**2022-23 SERIES SCHEDULE**

DATE	SITE	TIME (PT)
10/22	Golden 1 Center	7:00 p.m.
12/3	Staples Center	1:00 p.m.
2/24	Staples Center	7:30 p.m.
3/3	Golden 1 Center	7:00 p.m.

**2022-23 VS. LA CLIPPERS (3-1)**

DATE	SITE	RESULT
10/22	Golden 1 Center	L, 109-111
12/3	Staples Center	W, 123-96
2/24	Staples Center	W, 176-175 <sup>2OT</sup>
3/3	Golden 1 Center	W, 128-127

**SERIES FACTS**

Last Home Win: 3/3/23 (128-127)  
Last Road Win: 2/24/23 (176-175<sup>2OT</sup>)  
Last Home Loss: 10/22/22 (109-111)  
Last Road Loss: 4/9/22 (98-117)  
Biggest Win: 39 (144-105) vs. LAC., 3/6/83  
Biggest Loss: 38 (100-138) vs. LAC., 1/15/21

## 2022-2023 SEASON SERIES (3-1) SACRAMENTO KINGS VS. LA CLIPPERS

PLAYER	G-GS	MIN	FG-FGA	PCT	3FG-A	PCT	FT-FTA	PCT	OFF	DEF	TOT	AST	PF-DQ	STL	TO	BLK	PTS	AVG
Fox	4-4	139	49-84	.583	7-18	.389	20-30	.667	4	19	23	27	7-0	7	10	2	125	31.3
Sabonis	4-4	127	32-50	.640	2-6	.333	12-16	.750	11	24	35	24	17-1	4	11	6	78	19.5
Murray	4-3	136	27-47	.574	11-27	.407	6-7	.857	4	16	20	5	9-0	5	3	3	71	17.8
Monk	4-0	93	21-47	.447	9-24	.375	11-13	.846	0	6	6	17	7-0	1	7	0	62	15.5
Huerter	4-4	106	19-34	.559	12-22	.545	9-10	.900	1	8	9	12	11-0	3	4	0	59	14.8
Barnes	4-4	138	13-33	.394	2-13	.154	21-28	.750	5	20	25	4	10-0	4	4	0	49	12.3
Lyles	3-0	48	7-13	.538	3-8	.375	3-3	1.000	2	11	13	2	7-0	2	2	1	20	6.7
Metu	4-0	50	8-11	.727	0-0	---	4-6	.667	6	16	22	2	7-0	2	2	2	20	5.0
Mitchell	4-0	61	9-20	.450	2-9	.222	0-0	---	0	5	5	12	9-0	1	1	1	20	5.0
Okpala	2-1	37	3-9	.333	1-3	.333	2-2	1.000	2	4	6	2	2-0	1	1	1	9	4.5
Davis	4-0	45	6-17	.353	4-11	.364	0-0	---	1	4	5	6	4-0	3	2	0	16	4.0
Dellavedova	1-0	7	1-3	.333	0-0	---	1-2	.500	0	1	1	1	0-0	0	0	0	3	3.0
Len	1-0	4	1-2	.500	0-0	---	0-0	---	0	0	0	0	0-0	0	0	0	2	2.0
Holmes	2-0	19	1-2	.500	0-0	---	0-0	---	2	1	3	0	3-0	0	0	0	2	1.0
Dozier	1-0	0	0-0	---	0-0	---	0-0	---	0	0	0	0	0-0	0	0	0	0	0.0
Edwards (TOT)	2-0	7	0-3	.000	0-1	.000	0-0	---	0	0	0	0	0-0	0	0	0	0	0.0
KINGS	4	1010	197-372	.530	53-141	.376	89-117	.761	38	135	173	114	93-1	33	47	16	536	134.0
CLIPPERS	4	1010	180-359	.501	58-141	.411	91-111	.820	35	129	164	109	95-1	27	63	12	509	127.3

## 2022-2023 SEASON SERIES (1-3) LA CLIPPERS VS. SACRAMENTO

PLAYER	G-GS	MIN	FG-FGA	PCT	3FG-A	PCT	FT-FTA	PCT	OFF	DEF	TOT	AST	PF-DQ	STL	TO	BLK	PTS	AVG
Leonard	1-1	46	16-22	.727	6-9	.667	6-6	1.000	0	4	4	4	4-0	3	2	2	44	44.0
George	3-3	113	33-65	.508	10-26	.385	26-29	.897	4	19	23	19	8-0	4	9	2	102	34.0
Westbrook (TOT)	5-2	174	40-77	.519	10-23	.435	17-27	.630	5	18	23	55	16-1	3	23	3	107	21.4
Westbrook (LAC)	2-2	75	19-29	.655	2-6	.333	4-7	.571	1	6	7	24	7-1	2	12	2	44	22.0
Boston	1-0	20	6-13	.462	4-6	.667	2-2	1.000	1	2	3	2	1-0	1	2	0	18	18.0
Powell	2-1	70	7-24	.292	5-10	.500	9-10	.900	0	3	3	7	3-0	0	6	0	28	14.0
Gordon (TOT)	6-5	168	27-49	.551	13-29	.448	15-21	.714	0	7	7	25	11-0	4	11	2	82	13.7
Gordon (LAC)	2-1	50	10-16	.625	5-10	.500	4-5	.800	0	4	4	5	6-0	1	1	0	29	14.5
Plumlee (TOT)	4-4	104	21-25	.840	0-0	---	8-15	.533	7	25	32	12	13-0	1	7	5	50	12.5
Plumlee (LAC)	2-2	51	9-11	.818	0-0	---	5-8	.625	5	13	18	7	6-0	1	4	1	23	11.5
Wall	1-0	12	3-6	.500	1-1	1.000	5-5	1.000	0	0	0	1	3-0	0	2	0	12	12.0
Zubac	2-2	51	9-13	.692	0-0	---	5-6	.833	6	17	23	2	7-0	1	2	1	23	11.5
Kennard	1-0	28	4-11	.364	1-4	.250	2-2	1.000	0	1	1	0	0-0	0	0	0	11	11.0
Covington	3-0	74	11-25	.440	3-15	.200	5-5	1.000	0	15	15	7	8-0	5	2	2	30	10.0
Jackson	2-2	50	5-17	.294	4-7	.571	6-8	.750	1	2	3	5	3-0	1	8	0	20	10.0
Hyland (TOT)	3-1	65	11-34	.324	4-19	.211	3-3	1.000	2	8	10	19	7-0	1	2	1	29	9.7
Hyland (LAC)	1-0	12	1-9	.111	0-6	.000	2-2	1.000	1	3	4	2	3-0	1	0	0	4	4.0
Batum	4-1	114	14-24	.583	9-18	.500	0-0	---	5	15	20	5	9-0	4	2	1	37	9.3
Mann	4-1	81	15-27	.556	3-7	.429	3-5	.600	5	6	11	11	10-0	1	1	0	36	9.0
Preston	1-0	15	4-9	.444	1-5	.200	0-0	---	0	2	2	3	1-0	0	2	0	9	9.0
Morris	3-3	70	10-25	.400	4-9	.444	0-0	---	1	8	9	3	10-0	2	3	0	24	8.0
Brown	1-0	8	1-3	.333	0-0	---	3-4	.750	3	3	6	0	0-0	0	0	1	5	5.0
Diabate	1-0	19	1-1	1.000	0-0	---	2-2	1.000	2	3	5	0	1-0	0	3	0	4	4.0
Coffey	3-1	50	2-9	.222	0-2	.000	2-5	.400	0	3	3	2	5-0	0	1	0	6	2.0
CLIPPERS	4	1010	180-359	.501	58-141	.411	91-111	.820	35	129	164	109	95-1	27	63	12	509	127.3
KINGS	4	1010	197-372	.530	53-141	.376	89-117	.761	38	135	173	114	93-1	33	47	16	536	134.0

# LOS ANGELES CLIPPERS



**BOB McADOO**

## KINGS VS CLIPPERS

DATE	W/L	H/A	SCORE	+/-	DATE	W/L	H/A	SCORE	+/-	DATE	W/L	H/A	SCORE	+/-
10/23/85	L	A	104-108	-4	11/17/97	L	A	85-98	-13	12/17/12	L	A	81-116	-35
12/4/85	L	A	103-128	-25	11/26/97	L	A	97-99	-2	12/21/12	L	A	85-97	-12
12/21/85	L	A	116-117	-1	1/6/98	W	A	105-89	+16	1/17/13	W	H	116-101	+15
3/14/86	L	A	104-105	-1	4/18/98	L	A	77-83	-6	4/17/13	L	H	108-112	-4
3/29/86	L	A	103-112	-9	3/11/99	L	A	92-106	-14	11/1/13	L	H	101-110	-9
10/31/86	W	H	107-106	+1	4/19/99	W	A	102-98	+4	11/23/13	L	A	102-103	-1
12/18/86	W	A	117-113	+4	4/29/99	W	H	103-81	+22	11/29/13	L	A	98-104 <sup>OT</sup>	-6
2/28/87	W	A	106-111	+5	12/23/99	L	A	91-97	-6	4/12/14	L	A	101-117	-16
3/28/87	L	H	113-91	+22	1/18/00	W	H	104-98	+6	11/2/14	W	A	98-92	+6
4/2/87	W	A	125-115	+10	3/15/00	W	H	98-78	+20	1/17/15	L	H	108-117	-9
12/4/87	L	A	84-98	-14	3/18/00	W	A	104-83	+21	2/21/15	L	H	99-126	-27
12/15/87	W	H	128-108	+20	1/27/01	W	A	101-89	+12	3/18/15	L	H	105-116	-11
3/20/88	L	A	112-116	-4	2/27/01	W	H	106-93 <sup>OT</sup>	+13	10/28/15	L	H	104-111	-7
4/2/88	L	H	103-105	-2	3/2/01	L	A	81-88	-7	10/31/15	L	A	109-114	-5
4/19/88	W	A	120-105	+15	4/10/01	W	H	116-109 <sup>OT</sup>	+7	1/16/16	W	A	110-103	+7
11/16/88	L	A	101-112	-11	12/22/01	L	A	85-101	-16	2/26/16	L	H	107-117	-10
11/29/88	W	H	123-95	+28	1/2/02	W	H	105-91	+14	11/18/16	L	H	115-121	-6
1/11/89	W	A	108-104	+2	3/25/02	W	H	107-90	+17	3/26/17	W	A	98-106	+1
3/29/89	L	A	108-114	-6	4/12/02	W	A	125-106	+19	4/12/17	L	A	98-97	+1
4/22/89	W	A	104-89	+15	11/20/02	W	A	93-89	+4	11/25/17	L	H	95-115	-20
12/2/89	L	A	84-114	-30	11/29/02	L	H	107-94	+13	12/26/17	L	A	95-97	-2
1/22/90	W	A	136-104	+32	1/18/03	L	A	107-112	-5	1/17/18	L	H	95-122	-27
2/19/90	W	A	99-97	+2	3/27/03	W	H	93-83	+10	1/11/18	L	A	115-121	-6
2/20/90	W	H	99-90	+9	12/9/03	W	H	105-95	+10	1/13/18	L	A	105-126	-21
4/3/90	L	A	105-114	-9	1/3/04	W	A	116-109	+7	1/25/17	L	H	95-97	-2
11/2/90	L	A	80-90	-10	1/9/04	W	A	125-100	+25	12/26/17	L	A	95-122	-27
12/12/90	L	A	99-109	-10	3/2/04	W	H	113-106	+7	1/11/18	L	H	115-121	-6
2/12/91	L	A	103-101	+2	1/15/05	W	H	99-95	+4	1/13/18	L	A	105-126	-21
4/7/91	L	A	109-119	-10	1/17/05	W	A	89-83	+6	11/29/18	L	H	121-133	-12
4/21/91	W	A	105-101	+4	3/11/05	W	H	113-112	+1	12/26/18	L	A	118-127	-9
11/1/91	W	H	94-90	+4	3/19/05	W	A	111-107 <sup>OT</sup>	+4	1/27/19	L	A	108-122	-14
1/31/91	W	H	112-109	+3	12/27/05	W	A	110-93	+17	3/11/19	L	H	109-116	-7
3/10/92	L	A	109-120	-11	1/6/06	W	H	118-114	+4	12/31/19	L	H	87-105	-18
3/15/92	L	A	105-131	-26	4/2/06	W	H	106-96	+10	1/30/20	W	A	124-103	+21
4/14/92	W	A	103-97	+6	4/7/06	W	A	96-93	+3	2/22/20	W	A	112-103	+9
11/10/92	W	H	99-97	+2	11/28/06	W	H	93-80	+13	1/15/21	L	H	100-138	-38
11/11/92	L	A	101-109	-8	12/29/06	L	A	93-102	-9	1/20/21	L	H	96-115	-19
2/6/93	L	A	110-119	-9	3/30/07	L	H	101-105	-4	2/7/20	W	A	113-110	+3
2/23/93	L	A	116-123	-7	4/15/07	W	A	105-100	+5	12/1/21	W	A	124-115	+9
3/23/93	W	H	121-104	+17	12/7/07	L	H	87-97	-10	12/4/21	W	H	104-99	+5
12/12/93	L	A	102-112	-10	1/23/08	L	A	85-111	-26	12/22/21	L	H	89-105	-16
2/5/94	W	A	110-122	+10	3/5/08	L	A	109-111 <sup>6OT</sup>	-7	4/9/22	L	A	98-117	-19
2/9/94	W	A	105-95	+10	4/3/08	W	H	110-98	+12	10/22/22	L	H	109-111	-2
2/25/94	L	A	111-121	-10	11/12/08	W	A	103-98	+5	12/3/22	W	A	123-96	+27
4/11/94	W	A	118-97	+21	2/27/09	W	H	98-86	+12	2/24/23	W	A	176-175 <sup>2OT</sup>	+1
1/21/95	W	A#	92-86	+6	4/10/09	L	A	78-109	-31	3/3/23	W	H	128-127	+1
2/18/95	W	A	109-92	+17	2/20/10	L	A	89-99	-10					
3/12/95	W	A	105-93	+12	2/28/10	W	H	97-92	+5					
4/8/95	L	A	105-112 <sup>OT</sup>	-7	3/21/10	W	A	102-89	+13					
4/11/95	W	A	117-85 <sup>OT</sup>	+32	4/8/10	W	H	116-94	+22					
# Anaheim					11/25/10	L	A	82-100	-18					
11/5/95	W	H	99-82	+17	12/6/10	L	A	91-98	-7					
12/21/95	L	A	96-103	-7	12/27/10	L	H	99-100	-1					
2/29/96	L	A	110-122	-12	2/28/11	W	H	105-99	+6					
4/14/96	W	A	101-96	+5	3/1/12	L	H	100-108	-8					
12/14/96	L	A	94-106	-12	4/5/12	L	H	85-93	-8					
12/23/96	W	H	100-88	+12	4/7/12	L	A	94-109	-15					
2/15/97	W	H	105-88	+10										
3/18/97	W	H	105-88	+10										
3/19/97	L	A	98-108	-10										

	OVR	HM	RD	NTL
70-71	4-0	2-0	2-0	
71-72	3-3	1-1	1-2	1-0
72-73	3-1	2-0	1-1	
73-74	2-2	1-1	1-1	
74-75	3-1	2-0	1-1	
75-76	0-4	0-2	0-2	
76-77	3-0	2-0	1-0	
77-78	2-1	1-0	1-1	
78-79	2-2	1-1	1-1	
79-80	5-1	2-1	3-0	
80-81	3-2	1-1	2-1	
81-82	4-1	3-0	1-1	
82-83	4-1	2-0	2-1	
83-84	3-2	2-1	1-1	
84-85	3-2	2-0	1-2	
85-86	0-5	0-3	0-2	
86-87	4-1	2-0	2-1	
87-88	2-3	2-1	0-2	
88-89	3-2	2-0	1-2	
89-90	3-2	2-1	1-1	
90-91	2-3	2-0	0-3	
91-92	3-2	2-1	1-1	
92-93	2-3	2-0	0-3	
93-94	2-3	2-1	0-2	
94-95	4-1	1-1	3-0	
95-96	2-2	2-0	0-2	
96-97	2-2	2-0	0-2	
97-98	1-3	1-1	0-2	
98-99	2-1	1-0	1-1	
99-00	3-1	2-0	1-1	
00-01	3-1	2-0	1-1	
01-02	3-1	2-0	1-1	
02-03	3-1	2-0	1-1	
03-04	4-0	2-0	2-0	
04-05	4-0	2-0	2-0	
05-06	4-0	2-0	2-0	
06-07	2-2	1-1	1-1	
07-08	1-3	1-1	0-2	
08-09	3-1	2-0	1-1	
09-10	3-1	2-0	1-1	
10-11	1-3	1-1	0-2	
11-12	0-3	0-2	0-1	
12-13	1-3	1-1	0-2	
13-14	0-4	0-2	0-2	
14-15	1-3	0-2	1-1	
15-16	1-3	0-2	1-1	
16-17	1-3	0-2	1-1	
17-18	0-4	0-2	0-2	
18-19	0-4	0-2	0-2	
19-20	2-1	0-1	2-0	
20-21	1-2	0-1	1-1	
21-22	2-2	1-1	1-1	
22-23	3-1	1-1	2-0	



# LOS ANGELES LAKERS



2275 E. Mariposa Ave.  
El Segundo, CA 90245  
**Phone:** (310) 426-6000  
**MR Fax:** (310) 426-6105  
**Website:** Lakers.com;  
**X/Instagram:** @Lakers  
**X Twitter:** @Lakers\_MR

**COLORS:**



**HOME COURT (CAPACITY):**

Cyrpto.com Arena Center (18,910) - opened 1999

**FOUNDED:** 1948-49, Minneapolis Lakers;  
1960-61, Los Angeles Lakers

**HEAD COACH:** Darvin Ham (College - Texas Tech)  
**ASSISTANT COACHES:** Chris Jent (College - Ohio State)  
Phil Handy (College - Hawaii)  
Jordan Ott (College - Penn State)  
JD DuBois (College - Utah)  
Schuyler Rimmer (College - Florida)  
Zach Peterson (College - Michigan State)  
DeMarre Carroll (College - Missouri)  
**ATHLETIC TRAINER:** Roger Sancho (College - Texas)  
**HEAD STRENGTH & CONDITIONING COACH:**  
Ed Streit (College - Illinois State)  
**GOVERNOR:** Jeanie Buss  
**PRESIDENT, BUSINESS OPERATIONS:** Tim Harris  
**VP, BASKETBALL OPERATIONS & GENERAL MANAGER:** Rob Pelinka  
**DIRECTOR, MEDIA RELATIONS:** Mitch Heckart  
**ASSOCIATE DIRECTOR, MEDIA RELATIONS:**  
Ta’Nisha Cooper  
**MANAGER, MEDIA RELATIONS:** Noah Camarena  
**COORDINATOR, MEDIA RELATIONS:** Chris McGean  
**RADIO:** ESPNLA Radio (710 AM), John Ireland, Mychal Thompson  
**RADIO (SPANISH):** ESPN Deportes (1330 AM), Fernando Gonzalez, Jose "Pepe" Mantilla (Home), Francisco Pinto (Road)  
**TV:** Spectrum SportsNet - Bill Macdonald, Stu Lantz, Mike Trudell

**NBA TITLES WON:** 17, last in 2019-20  
**ALL-TIME NBA REGULAR SEASON RECORD:**  
3503-2419 (.592)  
**2022-23 RECORD:** 43-39 (5th in Pacific)  
**2022-23 PLAYOFF RESULTS:** Lost 0-4 to Denver in the Western Conference Finals  
**ALL-TIME SERIES (75 YEARS)**

	OVERALL	HOME	ROAD
Sac-Era	55-103	33-46	22-56
All-Time	164-282	104-97	44-159

**CURRENT STREAKS**

	OVERALL	HOME	ROAD
Kings	W1	L1	W2

**2023-24 SERIES SCHEDULE**

DATE	SITE	TIME (PT)
10/29	Golden 1 Center	6:00 p.m.
11/15	Crypto.com Arena	7:00 p.m.
3/6	Crypto.com Arena	7:30 p.m.
3/13	Golden 1 Center	7:30 p.m.

**2022-23 VS. LAKERS (3-1)**

DATE	SITE	RESULT
11/11	Crypto.com Arena	W, 120-114
12/21	Golden 1 Center	W, 134-120
1/7	Golden 1 Center	L, 134-136
1/18	Crypto.com Arena	W, 116-111

**SERIES FACTS**  
Last Home Win: 12/21/22 (134-120)  
Last Road Win: 1/18/23 (116-111)  
Last Home Loss: 1/7/23 (134-136)  
Last Road Loss: 1/4/22 (114-122)  
Biggest Win: 34 (146-112) vs. LAL, 1/5/71  
Biggest Loss: 44 (102-146) @ LAL, 2/6/68

**2022-2023 SEASON SERIES (3-1) SACRAMENTO KINGS VS. L.A. LAKERS**

PLAYER	G-GS	MIN	FG-FGA	PCT	3FG-A	PCT	FT-FTA	PCT	OFF	DEF	TOT	AST	PF-DQ	STL	TO	BLK	PTS	AVG
Fox	4-4	143	44-76	.579	4-17	.235	27-35	.771	0	16	16	33	10-0	3	10	0	119	29.8
Sabonis	3-3	105	23-40	.575	1-4	.250	12-14	.857	11	32	43	25	15-1	2	10	1	59	19.7
Huerter	4-4	137	29-55	.527	13-33	.394	6-8	.750	5	15	20	14	7-0	10	7	4	77	19.3
Barnes	4-4	141	21-48	.438	8-20	.400	21-26	.808	6	18	24	6	3-0	1	4	2	71	17.8
Murray	4-4	127	17-35	.486	12-24	.500	5-6	.833	3	11	14	2	10-0	4	3	1	51	12.8
Holmes	2-1	42	9-10	.900	0-0	---	2-2	1.000	6	10	16	1	4-0	0	3	0	20	10.0
Queta	1-0	11	5-5	1.000	0-0	---	0-2	.000	1	2	3	0	3-0	0	0	0	10	10.0
Metu	2-0	34	6-11	.545	1-3	.333	3-4	.750	5	5	10	1	3-0	1	1	2	16	8.0
Lyles	4-0	56	8-21	.381	3-12	.250	9-11	.818	8	5	13	1	4-0	0	2	1	28	7.0
Mitchell	4-0	64	9-18	.500	7-13	.538	1-1	1.000	0	1	1	4	8-0	1	3	1	26	6.5
Davis	3-0	38	5-16	.313	3-12	.250	2-2	1.000	0	2	2	4	6-0	2	3	2	15	5.0
Monk	3-0	50	5-19	.263	0-6	.000	2-2	1.000	2	3	5	11	6-0	0	6	1	12	4.0
Dellavedova	2-0	2	0-0	---	0-0	---	0-0	---	0	0	0	0	0-0	0	0	0	0	0.0
Okpala	3-0	11	0-1	.000	0-1	.000	0-0	---	0	0	0	2	1-0	0	0	0	0	0.0
<b>KINGS</b>	<b>4</b>	<b>960</b>	<b>181-355</b>	<b>.510</b>	<b>52-145</b>	<b>.359</b>	<b>90-113</b>	<b>.796</b>	<b>47</b>	<b>120</b>	<b>167</b>	<b>104</b>	<b>80-1</b>	<b>24</b>	<b>52</b>	<b>15</b>	<b>504</b>	<b>126.0</b>
<b>LAKERS</b>	<b>4</b>	<b>960</b>	<b>177-343</b>	<b>.516</b>	<b>41-104</b>	<b>.394</b>	<b>86-107</b>	<b>.804</b>	<b>35</b>	<b>119</b>	<b>154</b>	<b>99</b>	<b>91-1</b>	<b>30</b>	<b>54</b>	<b>16</b>	<b>481</b>	<b>120.3</b>

**2022-2023 SEASON SERIES (1-3) LOS ANGELES LAKERS VS. SACRAMENTO**

PLAYER	G-GS	MIN	FG-FGA	PCT	3FG-A	PCT	FT-FTA	PCT	OFF	DEF	TOT	AST	PF-DQ	STL	TO	BLK	PTS	AVG
James	3-3	108	36-74	.486	3-19	.158	25-28	.893	1	21	22	27	2-0	2	7	3	100	33.3
Davis	1-1	34	8-17	.471	0-1	.000	8-11	.727	6	8	14	3	2-0	2	2	3	24	24.0
Westbrook	3-0	99	21-48	.438	8-17	.471	13-20	.650	4	12	16	31	9-0	1	11	1	63	21.0
Reaves	1-0	33	7-12	.583	0-2	.000	5-5	1.000	2	3	5	1	1-0	1	3	0	19	19.0
Walker	2-2	70	14-27	.519	5-10	.500	5-6	.833	0	6	6	2	4-0	4	4	1	38	19.0
Bryant	3-3	81	22-30	.733	2-2	1.000	8-11	.727	7	21	28	6	10-0	2	4	1	54	18.0
Schroder	3-3	94	16-30	.533	6-10	.600	12-14	.857	1	4	5	7	9-0	1	6	0	50	16.7
Gabriel	4-1	71	15-21	.714	0-2	.000	1-2	.500	7	7	14	3	18-1	1	6	4	31	7.8
Beverley	4-4	116	10-22	.455	5-12	.417	2-2	1.000	1	6	7	9	9-0	6	5	1	27	6.8
Christie	4-0	94	8-18	.444	6-13	.462	5-6	.833	0	13	13	5	7-0	3	0	0	27	6.8
Nunn	3-0	41	6-17	.353	4-8	.500	0-0	---	0	1	1	0	4-0	1	2	1	16	5.3
T. Brown	3-2	60	5-17	.294	1-7	.143	2-2	1.000	2	10	12	3	5-0	4	1	0	13	4.3
Toscano-Anderson	3-1	42	6-7	.857	1-1	1.000	0-0	---	3	3	6	2	9-0	1	2	1	13	4.3
Jones	2-0	14	3-3	1.000	0-0	---	0-0	---	1	4	5	0	1-0	1	0	0	6	3.0
S. Brown	1-0	2	0-0	---	0-0	---	0-0	---	0	0	0	0	1-0	0	0	0	0	0.0
<b>LAKERS</b>	<b>4</b>	<b>960</b>	<b>177-343</b>	<b>.516</b>	<b>41-104</b>	<b>.394</b>	<b>86-107</b>	<b>.804</b>	<b>35</b>	<b>119</b>	<b>154</b>	<b>99</b>	<b>91-1</b>	<b>30</b>	<b>54</b>	<b>16</b>	<b>481</b>	<b>120.3</b>
<b>KINGS</b>	<b>4</b>	<b>960</b>	<b>181-355</b>	<b>.510</b>	<b>52-145</b>	<b>.359</b>	<b>90-113</b>	<b>.796</b>	<b>47</b>	<b>120</b>	<b>167</b>	<b>104</b>	<b>80-1</b>	<b>24</b>	<b>52</b>	<b>15</b>	<b>504</b>	<b>126.0</b>

# LOS ANGELES LAKERS



ERVIN "MAGIC" JOHNSON

## KINGS VS LAKERS

DATE	W/L	H/A	SCORE	+/-	DATE	W/L	H/A	SCORE	+/-	DATE	W/L	H/A	SCORE	+/-
12/21/85	L	H	116-117	-1	12/10/96	L	H	90-92	-2	11/3/10	L	H	100-112	-12
12/28/85	L	H	111-133	-22	1/2/97	L	H	83-90	-7	12/3/10	L	A	80-113	-33
3/8/86	L	A	121-122 <sup>2OT</sup>	-1	1/3/97	L	A	93-100	-9	1/28/11	W	A	100-95	+5
3/22/86	L	H	113-115	-2	4/17/97	L	A	99-108	-7	4/13/11	L	H	108-116 <sup>OT</sup>	-8
4/3/86	L	A	105-135	-30										
4/12/86	L	H	92-105	-13	11/4/97	L	H	98-101	-3	12/26/11	W	H	100-91	+9
11/16/86	L	A	111-113	-2	12/30/97	L	A	80-93	-13	3/2/12	L	A	107-115	-8
12/23/86	L	H	117-127 <sup>OT</sup>	-10	3/22/98	L	H	93-96	-3	4/26/12	W	H	113-96	+17
2/4/87	L	A	92-128	-36	3/25/98	L	A	91-114	-23					
2/10/87	L	H	98-114	-16	3/14/99	W	A	105-101	+4	11/11/12	L	A	90-103	-13
3/22/87	L	A	121-129	-8	3/26/99	W	A	111-109	+2	11/21/12	W	H	113-97	+16
					4/7/99	L	H	89-104	-15	3/17/13	L	A	102-113	-11
12/1/87	L	H	120-125 <sup>OT</sup>	-5						3/30/13	L	H	98-103	-5
12/23/87	L	A	103-117	-14	12/8/99	W	H	103-91	+12	11/24/13	L	A	86-100	-14
1/28/88	L	H	94-115	-21	3/12/00	L	A	106-109	-3	12/6/13	L	H	100-106	-6
3/26/88	W	H	114-92	+22	3/26/00	L	H	89-90	-1	2/28/14	L	A	122-126	-4
4/3/88	L	A	104-108	-4	4/14/00	L	A	114-121	-7	4/2/14	W	H	107-102	+5
12/23/88	L	A	102-120	-18	11/16/00	L	H	110-112 <sup>OT</sup>	-2	12/9/14	L	A	95-98	-3
1/10/89	W	H	106-97	+9	2/4/01	L	A	94-100	-6	12/21/14	W	H	108-101	+7
2/20/89	L	H	97-100	-3	3/25/01	L	H	72-84	-12	4/13/15	W	H	102-92	+10
2/24/89	L	A	103-115	-12	3/28/01	W	A	108-84	+24	4/15/15	W	A	122-99	+23
3/23/89	L	H	92-115	-23										
4/20/89	L	A	115-118	-3	11/18/01	L	A	85-93	-8	10/30/15	W	H	132-114	+18
11/30/89	L	H	93-109	-16	12/7/01	W	H	97-91	+6	1/7/16	W	H	118-115	+3
12/26/89	L	A	102-104	-2	3/24/02	L	H	96-97	-1	1/20/16	W	A	112-93	+19
1/15/90	L	A	91-111	-20	4/17/02	L	A	95-109	-14	3/15/16	W	A	106-98	+8
2/15/90	L	H	92-101	-9	12/25/02	W	A	105-99	+6	11/10/16	L	H	91-101	+18
4/5/90	L	A	103-110	-7	1/31/03	L	H	113-124	-11	12/12/16	W	H	118-115	+3
11/9/90	L	A	86-100	-14	3/20/03	W	H	107-99	+8	2/14/17	W	A	112-93	+19
1/17/91	L	H	78-93	-15	4/10/03	W	H	104-117	-13	4/7/17	L	A	106-98	+8
3/25/91	L	H	89-99	-10	1/16/04	W	H	103-83	+20	11/22/17	W	H	113-102	+11
3/31/91	L	A	87-115	-28	2/26/04	W	A	103-101	+2	1/9/18	L	H	86-99	-13
					3/24/04	L	A	91-115	-24	2/24/18	L	A	108-113	-5
12/10/91	L	H	90-92	-2	4/11/04	W	H	102-85	+17	4/1/18	W	A	84-83	+1
12/15/91	L	A	94-110	-16										
1/23/92	L	H	105-108	-3	11/26/04	W	A	109-106	+3	11/10/18	L	H	86-101	-15
1/24/92	L	A	92-95	-3	12/16/04	L	H	99-115	-16	12/27/18	W	H	117-116	+1
4/16/92	W	H	102-94	+8	4/10/05	W	H	124-105	+19	12/30/18	L	A	114-121	-7
11/8/92	W	A	124-114	+10	4/15/05	W	A	115-106	+9	3/24/19	L	A	106-111	-5
12/1/92	W	H	117-110	+7	1/19/06	W	H	118-109 <sup>OT</sup>	+8	11/15/19	L	A	97-99	-2
1/8/93	L	A	90-93	-3	2/23/06	L	A	85-106	-21	2/1/20	L	H	113-129	-16
2/24/93	L	H	99-104	-5	3/14/06	W	H	114-98	+16	8/13/20	W	A	136-122	+14
4/24/93	L	A	107-125	-18	3/22/06	L	A	80-87	-7					
11/10/93	W	H	112-101	+11	1/4/07	L	H	128-132 <sup>OT</sup>	-4	3/3/21	W	H	123-120	+2
1/5/94	W	H	106-98	+8	3/2/07	W	A	116-108	+8	4/2/21	L	A	94-115	-21
2/10/94	W	A	103-84	+19	4/1/07	L	A	103-126	-23	4/30/21	W	A	110-106	+4
2/24/94	W	H	102-90	+12	4/18/07	L	H	106-117	-11					
4/6/94	L	A	123-128 <sup>OT</sup>	-5						11/26/21	W	A	141-137 <sup>3OT</sup>	-15
12/23/94	L	A	89-100	-11	3/4/08	L	H	105-117	-12	11/30/21	L	H	92-117	+1
2/16/95	W	H	98-82	+16	3/9/08	W	A	114-113	+1	1/4/22	L	A	114-122	-8
3/3/95	L	A	104-109 <sup>2OT</sup>	-5	4/6/08	L	H	92-114	-22	1/12/22	W	H	125-116	+9
3/19/95	L	A	116-121	-5	4/15/08	L	A	101-124	-23					
4/12/95	W	H	109-99	+10						11/11/22	W	A	120-114	+6
					11/23/08	L	A	108-118	-10	12/21/22	W	H	134-120	+14
11/14/95	L	H	100-106	-6	12/9/08	W	H	113-101	+12	1/7/23	L	H	134-136	-2
11/24/95	W	A	99-98	+1	12/12/08	L	A	103-112	-9	1/18/23	W	A	116-111	+5
12/22/95	L	A	83-116	-33	4/7/09	L	H	104-122	-18					
3/7/96	L	H	89-102	-13										
					12/26/09	L	H	103-112 <sup>2OT</sup>	-9					
					1/1/10	L	A	108-109	-1					
					3/16/10	L	H	99-106	-7					
					4/13/10	L	A	100-106	-6					

OVER	HM	RD	NTL
48-60	53-69	(MIN Era)	
60-61	8-5	5-0	2-2 1-3
61-62	5-7	3-1	1-4 1-2
62-63	3-6	2-2	1-3 0-1
63-64	4-5	2-3	2-2
64-65	6-4	5-0	1-4
65-66	4-6	3-1	1-4 0-1
66-67	3-6	1-2	1-3 1-1
67-68	1-6	1-1	0-4 0-1
68-69	2-4	2-0	0-3 0-1
69-70	2-4	0-2	2-1 0-1
70-71	1-4	0-1	0-2 1-1
71-72	1-4	1-1	0-3
72-73	1-5	0-3	1-2
73-74	1-5	1-2	0-3
74-75	3-1	2-0	1-1
75-76	2-3	2-0	0-3
76-77	1-3	1-1	0-2
77-78	2-2	2-0	0-2
78-79	2-2	2-0	0-2
79-80	2-4	2-1	0-3
80-81	0-5	0-2	0-3
81-82	1-4	1-2	0-2
82-83	1-4	1-0	0-3 0-1
83-84	0-5	0-3	0-2
84-85	0-5	0-2	0-3
85-86	0-5	0-3	0-2
86-87	0-5	0-2	0-3
87-88	1-4	1-2	0-2
88-89	1-5	1-2	0-3
89-90	0-5	0-2	0-3
90-91	0-4	0-2	0-2
91-92	1-4	1-2	0-2
92-93	2-3	1-1	1-2
93-94	4-1	3-0	1-1
94-95	2-3	2-0	0-3
95-96	1-3	0-2	1-1
96-97	0-4	0-2	0-2
97-98	0-4	0-2	0-2
98-99	2-1	1-1	1-0
99-00	1-3	1-1	0-2
00-01	1-3	0-2	1-1
01-02	1-3	1-1	0-2
02-03	3-1	1-1	1-1
03-04	3-1	2-0	1-1
04-05	3-1	1-1	2-0
05-06	2-2	2-0	0-2
06-07	1-3	0-2	1-1
07-08	1-3	0-2	1-1
08-09	1-3	1-1	0-2
09-10	0-4	0-2	0-2
10-11	1-3	0-2	1-1
11-12	2-1	2-0	0-1
12-13	1-3	1-1	0-2
13-14	1-3	1-1	0-2
14-15	3-1	2-0	1-1
15-16	4-0	2-0	2-0
16-17	2-2	1-1	1-1
17-18	2-2	1-1	1-1
18-19	1-3	1-1	0-2
19-20	1-2	0-1	1-1
20-21	2-1	1-0	1-1
21-22	2-2	1-1	1-1
22-23	3-1	1-1	2-0

# MEMPHIS GRIZZLIES



191 Beale Street, Memphis, TN 38103  
**Phone:** (901) 205-1234  
**Website:** Grizzlies.com  
**X/Instagram:** @memgrizz  
**PR X:** @GrizzliesPR

### COLORS:



### HOME COURT (CAPACITY):

FedExForum (17,794) - opened 2004

**FOUNDED:** 1995-96 expansion team,  
 Vancouver Grizzlies; 2000-01, Memphis Grizzlies

**HEAD COACH:** Taylor Jenkins (College - Pennsylvania)

### ASSISTANT COACHES:

Anthony Carter (College - Hawaii)  
 Blake Ahearn (College - Missouri State)  
 Brad Jones (College - Lambuth)  
 David McClure (College - Duke)  
 James "Scoonie" Penn (College - Ohio State)  
 Patrick St. Andrews (College - Penn State Behrend)  
 Sonia Raman (College - Tufts)  
 Vitaly Potapenko (College - Wright State)

### HEAD OF SPORTS MEDICINE:

Eric Oetter (College - Georgia)  
**DIRECTOR OF MENTAL PERFORMANCE AND WELLNESS:** Dr. Chelsi Day (College - Ohio State)

### DIRECTOR OF PERFORMANCE:

Christopher Chase (College - Connecticut)

### HEAD OF RECONDITIONING:

Mike Roncarati (College - Northeastern)

### DIRECTOR OF REHABILITATION:

Jarred Boyd (College - VCU)

### HEAD ATHLETIC TRAINER:

Pete Elliott (College - Long Island University)

### CHAIRMAN AND CONTROLLING OWNER:

Robert Pera

### PRESIDENT OF BASKETBALL OPERATIONS & PRESIDENT AND GENERAL MANAGER:

Zachary Z. Kleiman

### VICE PRESIDENT OF BASKETBALL AFFAIRS:

Tayshaun Prince

### VICE PRESIDENT OF BASKETBALL STRATEGY:

Rich Cho

### VICE PRESIDENT OF PLAYER PERSONNEL:

Chris Makris

### VICE PRESIDENT OF TEAM OPERATIONS & PLAYER PROGRAMS:

Chantal Hassard

### SENIOR ADVISOR:

Glen Grunwald

### VP OF COMMUNICATIONS AND BASKETBALL INFORMATION STRATEGY:

Laura Ehret

### DIRECTOR OF COMMUNICATIONS AND PUBLICATIONS:

Ross Wooden

### DIRECTOR OF COMMUNICATIONS:

Shantonie Derrick

### COORDINATORS OF COMMUNICATIONS AND PUBLICATIONS:

Kaki Gieber, Brandon Abraham

### RADIO:

ESPN 92.9FM/680 AM, Eric Hasseltine, Elliot Perry, Michael Wallace, Jessica Benson, Jon Roser, Gary Darby

### TV:

Bally Sports Southeast (Cable), Pete Pranica, Brevin Knight, Rob Fischer, Chris Vernon

**NBA TITLES WON:** None

### ALL-TIME NBA REGULAR SEASON RECORD:

971-1258 (.436)

**2022-23 RECORD:** 51-31 (1st in Southwest)

**2022-23 PLAYOFF RESULTS:** Lost 2-4 to Los Angeles in the First Round

### ALL-TIME SERIES (28 YEARS)

	OVERALL	HOME	ROAD
Sac-Era	54-49	35-16	19-33
All-Time	54-49	35-16	19-33

### CURRENT STREAKS

	OVERALL	HOME	ROAD
Kings	W1	W1	L1

### 2023-24 SERIES SCHEDULE

DATE	SITE	TIME (PT)
12/31	FedExForum	5:00 p.m.
1/29	FedExForum	5:00 p.m.
3/18	Golden 1 Center	7:00 p.m.

### 2022-23 VS. GRIZZLIES (2-2)

DATE	SITE	RESULT
10/27	Golden 1 Center	L, 110-125
11/22	FedExForum	W, 113-109
1/1	FedExForum	L, 108-118
1/23	Golden 1 Center	W, 133-100

### SERIES FACTS

Last Home Win: 1/23/23 (133-100)  
 Last Road Win: 11/22/22 (113-109)  
 Last Home Loss: 10/27/22 (110-125)  
 Last Road Loss: 1/1/23 (108-118)  
 Biggest Win: 33 (133-100) vs. MEM, 1/23/23  
 Biggest Loss: 33 (95-128) @ MEM, 1/21/12

## 2022-2023 SEASON SERIES (2-2) SACRAMENTO KINGS VS. MEMPHIS

PLAYER	G-GS	MIN	FG-FGA	PCT	3FG-A	PCT	FT-FTA	PCT	OFF	DEF	TOT	AST	PF-DQ	STL	TO	BLK	PTS	AVG
Fox	4-4	139	36-72	.500	10-21	.476	13-14	.929	4	19	23	24	10-0	10	15	1	95	23.8
Barnes	4-4	129	23-47	.489	15-30	.500	21-22	.955	0	14	14	6	3-0	4	11	0	82	20.5
Monk	4-0	96	22-48	.458	10-28	.357	6-7	.857	4	14	18	22	6-0	1	10	1	60	15.0
Sabonis	4-4	132	22-41	.537	0-5	.000	8-12	.667	13	35	48	32	16-0	2	14	0	52	13.0
Murray	4-4	125	19-46	.413	10-25	.400	2-2	1.000	8	13	21	3	5-0	2	3	1	50	12.5
Huerter	4-4	105	15-35	.429	9-21	.429	5-7	.714	2	14	16	10	6-0	5	4	1	44	11.0
Lyles	3-0	58	10-19	.526	7-14	.500	4-4	1.000	3	12	15	2	4-0	2	4	6	31	10.3
Metu	3-0	26	7-12	.583	0-3	.000	0-0	---	1	6	7	2	4-0	0	1	0	14	4.7
Mitchell	4-0	58	6-17	.353	2-9	.222	3-3	1.000	2	2	4	7	6-0	2	2	0	17	4.3
Holmes	3-0	36	3-5	.600	0-0	---	1-1	1.000	2	6	8	0	7-0	0	2	3	7	2.3
Davis	4-0	25	3-13	.231	1-10	.100	2-2	1.000	0	3	4	4	3-0	2	2	0	9	2.3
Dozier	1-0	3	1-1	1.000	0-0	---	0-0	---	0	1	1	0	0-0	2	0	0	2	2.0
Okpala	3-0	8	0-0	---	0-0	---	1-2	.500	0	1	1	0	1-0	1	0	0	1	0.3
Dellavedova	3-0	5	0-0	---	0-0	---	0-0	---	0	1	1	1	0-0	0	0	0	0	0.0
Len	3-0	8	0-0	---	0-0	---	0-0	---	1	2	3	2	1-0	0	2	0	0	0.0
Moneke	1-0	6	0-1	.000	0-0	---	0-2	.000	2	0	2	1	2-0	0	0	0	0	0.0
KINGS	4	960	167-357	.468	64-166	.386	66-78	.846	42	143	185	116	74-0	33	74	13	464	116.0
GRIZZLIES	4	960	176-381	.462	44-131	.336	56-82	.683	55	125	180	106	80-0	42	59	24	452	113.0

## 2022-2023 SEASON SERIES (2-2) MEMPHIS GRIZZLIES VS. SACRAMENTO

PLAYER	G-GS	MIN	FG-FGA	PCT	3FG-A	PCT	FT-FTA	PCT	OFF	DEF	TOT	AST	PF-DQ	STL	TO	BLK	PTS	AVG
Morant	3-3	98	33-62	.532	3-11	.273	22-30	.733	2	17	19	17	7-0	3	11	1	91	30.3
Bane	2-2	62	20-31	.645	9-12	.750	3-4	.750	2	8	10	9	3-0	1	5	0	52	26.0
Jackson	3-3	85	20-43	.465	6-15	.400	9-12	.750	4	11	15	5	11-0	3	1	9	55	18.3
Brooks	4-4	124	23-62	.371	5-20	.250	2-2	1.000	5	5	10	14	8-0	3	8	2	53	13.3
Jones	4-1	114	19-43	.442	10-21	.476	4-5	.800	2	15	17	27	3-0	5	3	0	52	13.0
Adams	3-3	89	13-26	.500	0-0	---	2-9	.222	25	25	50	7	11-0	1	11	3	28	9.3
Clarke	3-0	53	12-18	.667	0-1	.000	4-5	.800	2	5	7	5	5-0	3	4	2	28	9.3
Z. Williams	1-0	17	3-10	.300	1-6	.167	2-3	.667	1	1	2	2	2-0	1	0	0	9	9.0
Konchar	3-2	68	8-23	.348	3-12	.250	3-3	1.000	4	12	16	4	4-0	7	5	2	22	7.3
Tillman	2-1	42	7-10	.700	0-0	---	0-0	---	2	5	7	2	4-0	4	2	1	14	7.0
Aldama	3-1	61	7-20	.350	3-13	.231	2-3	.667	1	3	4	5	8-0	5	0	3	19	6.3
LaRavia	4-0	49	5-7	.714	3-5	.600	0-0	---	2	8	10	3	5-0	3	1	0	13	3.3
Roddy	4-0	66	4-17	.235	1-11	.091	1-4	.250	2	8	10	4	5-0	2	2	0	10	2.5
Chandler	3-0	20	2-4	.500	0-1	.000	0-0	---	0	1	1	2	2-0	1	1	1	4	1.3
Lofton	3-0	7	0-3	.000	0-2	.000	2-2	1.000	0	0	0	0	1-0	0	1	0	2	0.7
V. Williams	2-0	5	0-2	.000	0-1	.000	0-0	---	1	1	2	0	1-0	0	1	0	0	0.0
GRIZZLIES	4	960	176-381	.462	44-131	.336	56-82	.683	55	125	180	106	80-0	42	59	24	452	113.0
KINGS	4	960	167-357	.468	64-166	.386	66-78	.846	42	143	185	116	74-0	33	74	13	464	116.0

# MEMPHIS GRIZZLIES



SHAREEF  
ABDUR-RAHIM

## KINGS VS GRIZZLIES

DATE	W/L	H/A	SCORE	+/-	DATE	W/L	H/A	SCORE	+/-	DATE	W/L	H/A	SCORE	+/-
<b>Vancouver</b>														
12/18/95	W	H	92-85	+7	11/19/04	W	H	107-105	+2	11/13/14	L	A	110-111	-1
2/14/96	L	A	86-93	+7	11/30/04	W	A	98-93	+5	11/30/14	L	H	85-97	-12
3/11/96	W	H	92-88	+4	3/8/05	W	H	85-82	+3	2/25/15	W	H	102-90	+12
4/12/96	L	A	98-99	-1						3/30/15	L	A	83-97	-14
					1/10/06	L	A	85-99	-14					
11/18/96	W	A	84-83	+1	2/7/06	W	H	104-96	+8	11/3/15	L	H	89-103	-14
12/26/96	W	H	111-88	+23	2/15/06	L	A	78-84	-6	1/30/16	L	A	117-121	-4
1/11/97	W	A	109-101	+8	3/10/06	W	H	105-93	+12	3/2/16	L	A	98-104	-6
4/8/97	W	H	109-93	+16						12/16/16	W	A	96-92	+4
					11/15/06	W	H	115-111	+4	12/31/16	L	H	98-112	-14
11/1/97	L	A	96-97	-1	1/29/07	L	A	117-124	-7	1/20/17	L	A	91-107	-16
1/2/98	W	H	94-80	+14	4/10/07	W	A	112-100	+12	3/27/17	W	H	91-90	+1
3/6/98	W	A	98-96	+2						12/31/17	L	H	96-114	-18
4/19/98	L	H	108-112 <sup>OT</sup>	-4	1/10/08	W	H	116-113	+3	1/19/18	L	A	88-106	-18
					2/12/08	L	A	94-107	-13	4/6/18	W	A	94-93	+1
2/7/99	W	H	109-87	+22	3/22/08	L	A	111-117	-6					
3/2/99	W	A	111-101	+10	3/26/08	W	H	107-106 <sup>OT</sup>	+1	10/24/18	W	H	97-92	+5
4/11/99	W	A	91-88	+3						11/16/18	L	A	104-112	-8
5/5/99	W	H	99-95	+4	11/5/08	W	H	100-95	+5	12/21/18	W	H	102-99	+3
					11/18/08	L	A	94-109	-15	1/25/19	W	A	99-96	+3
11/16/99	W	H	81-77	+4	2/20/09	W	A	115-106	+9					
12/15/99	W	A	109-106	+3	3/27/09	L	H	95-113	-18	12/21/19	L	A	115-119	-4
2/26/00	L	A	90-102	-12						1/2/20	W	H	128-123	+5
2/29/00	W	H	112-87	+25	11/2/09	W	H	127-116 <sup>OT</sup>	+11	2/20/20	W	H	129-125	+4
					11/23/09	L	A	105-116	-9	2/28/20	W	A	104-101	+3
12/22/01	W	A	95-91	+4	3/22/10	L	H	85-102	-17					
2/2/02	W	H	105-95	+10						11/6/10	L	H	91-100	-9
4/6/01	W	A	118-90	+28	11/6/10	L	H	91-100	-9	12/29/10	W	H	100-98	+2
4/16/01	W	H	110-100	+10	2/26/11	L	A	92-120	-28	2/26/11	L	A	92-120	-28
					4/8/11	L	A	96-101	-5	4/8/11	L	A	96-101	-5
<b>Memphis</b>														
11/26/01	L	A	94-98	-4	1/3/12	L	A	96-113	-17	11/28/21	L	A	101-128	-27
12/16/01	W	H	104-87	+17	1/21/12	L	A	95-128	-33	12/17/21	L	H	105-124	-19
1/21/02	W	H	112-98	+14	3/20/12	W	H	119-110	+9	12/26/21	L	A	102-127	-25
4/2/02	W	A	107-83	+24										
					1/7/13	L	H	81-113	-32	10/27/22	L	H	110-125	-15
11/2/02	W	A	116-99	+17	1/18/13	L	A	69-85	-16	11/22/22	W	A	113-109	+4
11/8/02	W	H	99-91	+8	2/12/13	L	A	101-108	-7	1/1/23	L	A	108-118	-10
1/12/03	W	H	106-98	+8	4/7/13	L	H	87-89	-2	1/23/23	W	H	133-100	+33
1/23/03	W	A	104-98	+6										
					11/17/13	L	H	86-97	-11					
11/25/03	W	H	109-89	+20	1/17/14	L	A	90-91	-1					
12/16/03	L	A	100-105	-5	1/29/14	L	H	89-99	-10					
12/23/03	W	H	114-97	+17										
1/23/04	L	A	95-109	-14										

## OVR HM RD

95-96	2-2	2-0	0-2
96-97	4-0	2-0	2-0
97-98	2-2	1-1	1-1
98-99	4-0	2-0	2-0
99-00	3-1	2-0	1-1
00-01	4-0	2-0	2-0
01-02	3-1	2-0	1-1
02-03	4-0	2-0	2-0
03-04	2-2	2-0	0-2
04-05	3-0	2-0	1-0
05-06	2-2	2-0	0-2
06-07	2-1	1-0	1-1
07-08	2-2	2-0	0-2
08-09	2-2	1-1	1-1
09-10	1-2	1-1	0-1
10-11	1-3	1-1	0-2
11-12	1-2	1-0	0-2
12-13	0-4	0-2	0-2
13-14	0-3	0-2	0-1
14-15	1-3	1-1	0-2
15-16	0-3	0-1	0-2
16-17	2-2	1-1	1-1
17-18	1-2	0-1	1-1
18-19	3-1	2-0	1-1
19-20	3-1	2-0	1-1
20-21	0-3	0-1	0-2
21-22	0-3	0-2	0-1
22-23	2-2	1-1	1-1




# MIAMI HEAT



601 Biscayne Blvd.  
Miami, FL 33132  
**Phone:** (786) 777-4328  
**Website:** Heat.com  
**X/Instagram:**  
@MiamiHEAT  
**PR X:** MiamiHEAT\_SMR

**COLORS:**



**HOME COURT (CAPACITY):**

Kaseya Arena (19,600) - opened 2000

**Founded:** 1988-89 expansion team,  
Miami Heat

**HEAD COACH:** Erik Spoelstra (College - Portland)  
**ASSISTANT COACHES:** Chris Quinn (College - Notre Dame)  
Malik Allen (College - Villanova)  
Caron Butler (College - Villanova)  
**ASSISTANT COACH/PLAYER DEVELOPMENT:**  
Octavio de la Grana (College - Liberty)  
**ASSISTANT COACH/PLAYER DEVELOPMENT:**  
Eric Glass (College - Cal State Fullerton)  
**VIDEO COORDINATOR:**  
Dan Bisaccio (College - Emerson College)  
**VP, SPORTS PERFORMANCE:**  
Jay Sabol (College - Florida International)  
**HEAD ATHLETIC TRAINER:**  
Wes Brown (College - UNC Wilmington)  
**ASSISTANT ATHLETIC TRAINERS:** Armando Rivas (College - Cal State Fullerton)  
Jeff Bangs (College - West Chester University)  
Ian Lackey (College - Dakota Wesleyan)  
**HEAD STRENGTH & CONDITIONING COACH:**  
Eric Foran (College - Florida)  
**MANAGING GENERAL PARTNER:** Micky Arison  
**CHIEF EXECUTIVE OFFICER:** Nick Arison  
**PRESIDENT:** Pat Riley  
**EXECUTIVE VP, BASKETBALL OPERATIONS/GENERAL MANAGER:** Andy Elisburg  
**VP, PLAYERS PROGRAMS:** Alonzo Mourning  
**VP, BASKETBALL OPERATIONS/ ASSISTANT GENERAL MANAGER:** Adam Simon  
**VICE PRESIDENT, SPORTS MEDIA RELATIONS:**  
Tim Donovan  
**SENIOR DIRECTOR OF SPORTS MEDIA RELATIONS:**  
Rob Wilson  
**DIRECTOR OF SPORTS MEDIA RELATIONS:**  
Michael Lissack  
**SPORTS MEDIA RELATIONS SENIOR MANAGER:**  
Nick Maiorana  
**SPORTS MEDIA RELATIONS ASSISTANT:** Maddox Burnett  
**CABLE TELEVISION:** Bally Sports Sun, Eric Reid, John Crotty, Will Manso, Kelly Saco, Jeremy Tache, Jason Jackson, Amy Audbert, Ron Rothstein  
**RADIO:** AM 560 Sports WQAM (710 AM), Jason Jackson, Amy Audibert  
**SPANISH RADIO:** WAQI (710 AM), José Pañeda, Joe Pujala

**NBA TITLES WON:** 3, 2005-06, 2011-12, 2012-13

**ALL-TIME NBA REGULAR SEASON RECORD:**  
1475-1328 (.526)

**2022-23 RECORD:** 44-38 (1st in Southeast)

**2022-23 PLAYOFF RESULTS:** Lost 1-4 in the NBA Finals

**ALL-TIME SERIES (35 YEARS)**

	OVERALL	HOME	ROAD
Sac-Era	24-45	19-15	5-30
All-Time	24-45	19-15	5-30

**CURRENT STREAKS**

	OVERALL	HOME	ROAD
Kings	L1	WW	L4

**2023-24 SERIES SCHEDULE**

DATE	SITE	TIME (PT)
1/31	Kaseya Center	4:30 p.m.
2/26	Golden 1 Center	7:00 p.m.

**2022-23 VS. HEAT (1-1)**

DATE	SITE	RESULT
10/29	Golden 1 Center	W, 119-113
11/2	American Airlines Arena	L, 107-110

**SERIES FACTS**

Last Home Win: 10/29/22 (119-113)  
Last Road Win: 10/29/18 (123-113)  
Last Home Loss: 2/18/21 (110-118)  
Last Road Loss: 11/2/22 (107-110)  
Biggest Win: 39 (108-69) vs. Miami, 4/10/89  
Biggest Loss: 31 (84-115) @ Miami, 1/23/10

**2022-2023 SEASON SERIES (1-1) SACRAMENTO KINGS VS. MIAMI**

PLAYER	G-GS	MIN	FG-FGA	PCT	3FG-A	PCT	FT-FTA	PCT	OFF	DEF	TOT	AST	PF-DQ	STL	TO	BLK	PTS	AVG
Huerter	2-2	76	17-28	.607	11-17	.647	4-6	.667	0	5	5	9	5-0	1	1	0	49	24.5
Sabonis	2-2	60	16-24	.667	1-1	1.000	7-9	.778	2	17	19	11	8-1	1	4	1	40	20.0
Fox	1-1	36	6-17	.353	0-2	.000	5-5	1.000	2	11	13	5	4-0	0	3	2	17	17.0
Murray	2-2	63	11-20	.550	4-12	.333	3-4	.750	0	5	5	6	5-0	1	7	4	29	14.5
Monk	2-0	36	10-18	.556	3-9	.333	2-2	1.000	0	2	2	9	5-0	0	5	1	25	12.5
Barnes	2-2	68	7-19	.368	3-9	.333	6-6	1.000	3	8	11	7	5-0	0	2	0	23	11.5
Lyles	2-0	31	5-10	.500	3-7	.429	0-2	.000	1	8	9	1	1-0	1	2	1	13	6.5
Mitchell	2-1	41	5-11	.455	1-5	.200	0-1	.000	0	4	4	5	4-0	0	5	0	11	5.5
Dellavedova	1-0	20	2-5	.400	1-1	1.000	0-0	---	1	1	2	1	4-0	1	2	0	5	5.0
Holmes	2-0	32	4-6	.667	0-0	---	1-2	.500	1	7	8	0	3-0	0	1	0	9	4.5
Davis	2-0	13	0-4	.000	0-4	.000	4-4	1.000	0	3	3	2	2-0	0	0	0	4	2.0
Len	1-0	3	0-0	---	0-0	---	1-2	.500	0	1	1	0	1-0	0	0	0	1	1.0
Okpala	1-0	0	0-0	---	0-0	---	0-0	---	0	0	0	0	0-0	0	0	0	0	0.0
KINGS	2	480	83-162	.512	27-67	.403	33-43	.767	10	72	82	56	47-1	5	33	9	226	113.0
HEAT	2	480	82-178	.461	22-62	.355	37-44	.841	18	62	80	45	45-1	12	20	8	223	111.5

**2022-2023 SEASON SERIES (1-1) MIAMI HEAT VS. SACRAMENTO**

PLAYER	G-GS	MIN	FG-FGA	PCT	3FG-A	PCT	FT-FTA	PCT	OFF	DEF	TOT	AST	PF-DQ	STL	TO	BLK	PTS	AVG
Herro	2-2	73	25-43	.581	7-14	.500	3-4	.750	3	12	15	0	1-0	1	5	3	60	30.0
Adebayo	2-2	70	18-32	.563	0-0	---	7-8	.875	4	13	17	10	11-1	0	5	2	43	21.5
Lowry	2-2	75	11-22	.500	3-11	.273	12-13	.923	2	8	10	12	6-0	4	5	1	37	18.5
Butler	1-1	37	4-11	.364	0-1	.000	5-7	.714	1	6	7	6	0-0	2	2	0	13	13.0
Strus	2-1	67	8-22	.364	5-16	.313	0-0	---	2	3	5	5	7-0	1	0	1	21	10.5
Dedmon	1-0	16	4-6	.667	2-3	.667	0-0	---	2	6	8	3	3-0	0	1	1	10	10.0
Martin	2-2	56	6-16	.375	1-3	.333	4-4	1.000	3	4	7	3	5-0	3	1	0	17	8.5
Vincent	2-0	49	4-16	.250	3-9	.333	2-3	.667	0	2	2	5	8-0	1	0	0	13	6.5
Haslem	1-0	8	1-2	.500	0-0	---	1-2	.500	0	1	1	0	1-0	0	0	0	3	3.0
Robinson	2-0	30	1-8	.125	1-5	.200	3-3	1.000	1	7	8	1	3-0	0	0	0	6	3.0
Jovic	1-0	1	0-0	---	0-0	---	0-0	---	0	0	0	0	0-0	0	0	0	0	0.0
HEAT	2	480	82-178	.461	22-62	.355	37-44	.841	18	62	80	45	45-1	12	20	8	223	111.5
KINGS	2	480	83-162	.512	27-67	.403	33-43	.767	10	72	82	56	47-1	5	33	9	226	113.0



**ALONZO MOURNING**

## KINGS VS HEAT

DATE	W/L	H/A	SCORE	+/-	DATE	W/L	H/A	SCORE	+/-
12/7/88	W	A	96-94	+2	12/7/06	L	H	91-93 <sup>OT</sup>	-2
12/15/88	W	H	94-90	+4	3/16/07	L	A	97-103	-6
2/5/89	L	A	98-102	-4	2/26/08	L	A	86-107	-21
4/10/89	W	H	108-69	+39	3/2/08	W	H	120-109	+11
2/28/90	L	A	92-113	-21	10/31/08	L	A	77-103	-26
3/13/90	W	H	121-87	+34	1/9/09	L	H	115-119 <sup>OT</sup>	-4
1/8/91	L	A	83-95	-12	12/6/09	L	H	102-115	-13
4/2/91	W	H	96-90	+6	1/23/10	L	A	84-115	-31
11/22/91	L	A	112-118	-6	12/11/10	L	H	83-104	-21
1/4/92	L	H	98-110	-12	2/22/11	L	A	97-117	-20
12/15/92	L	A	98-106	-8	2/21/12	L	A	108-120	-12
1/9/93	W	H	108-94	+14	1/12/13	L	H	99-128	-29
12/26/93	L	A	95-109	-14	2/26/13	L	A	129-141 <sup>2OT</sup>	-12
1/11/94	W	H	103-95	+8	12/20/13	L	A	103-122	-19
11/29/94	W	A	94-89	+5	12/27/13	W	H	108-103 <sup>OT</sup>	+5
1/7/95	W	H	96-95	+1	1/16/15	L	H	83-95	-12
12/10/95	W	H	110-90	+20	3/7/15	L	A	109-114 <sup>OT</sup>	-5
2/5/96	L	A	92-103	-11	11/19/15	L	A	109-116	-7
11/22/96	L	H	108-111 <sup>2OT</sup>	-3	4/1/16	L	H	106-112	-6
3/26/97	L	A	88-101	-13	11/16/16	L	A	96-108 <sup>OT</sup>	-12
11/11/97	L	A	82-101	-19	1/4/17	L	H	102-107	-5
2/20/98	L	H	77-91	-24	1/25/18	W	A	89-88	+1
11/29/99	L	A	88-98	-10	3/14/18	W	H	123-119 <sup>OT</sup>	+4
12/10/99	L	H	97-101	-10	10/29/18	W	A	123-113	+10
12/10/00	W	H	101-97	+4	2/8/19	W	H	102-96	+6
3/14/01	L	A	104-114	-10	1/20/20	L	A	113-118 <sup>OT</sup>	-5
11/10/01	W	A	90-75	+15	2/7/20	W	H	105-97	+8
12/9/01	W	H	95-88	+7	1/30/21	L	A	104-105	-1
11/3/02	L	A	77-88	-10	2/18/21	L	H	110-118	-8
1/5/03	W	H	96-70	+26	1/2/22	W	H	115-113	+2
1/13/04	W	H	90-86	+4	3/28/22	L	A	100-123	-23
3/6/04	L	A	96-102	-6	10/29/22	W	H	119-113	+6
12/23/04	L	H	107-109	-2	11/2/22	L	A	107-110	-3
3/4/05	L	A	83-104	-21					
12/2/05	L	H	87-98	-11					
1/22/06	L	A	99-119	-20					


	OVR	HM	RD
88-89	3-1	2-0	1-1
89-90	1-1	1-0	0-1
90-91	1-1	1-0	0-1
91-92	0-2	0-1	0-1
92-93	1-1	1-0	0-1
93-94	1-1	1-0	0-1
94-95	2-0	1-0	1-0
95-96	1-1	1-0	0-1
96-97	0-2	0-1	0-1
97-98	0-2	0-1	0-1
98-99	0-0	0-0	0-0
99-00	0-2	0-1	0-1
00-01	1-1	1-0	0-1
01-02	2-0	1-0	1-0
02-03	1-1	1-0	0-1
03-04	1-1	1-0	0-1
04-05	0-2	0-1	0-1
05-06	0-2	0-1	0-1
06-07	0-2	0-1	0-1
07-08	1-1	1-0	0-1
08-09	0-2	0-1	0-1
09-10	0-2	0-1	0-1
10-11	0-2	0-1	0-1
11-12	0-1	0-0	0-1
12-13	0-2	0-1	0-1
13-14	1-1	1-0	0-1
14-15	0-2	0-1	0-1
15-16	0-2	0-1	0-1
16-17	0-2	0-1	0-1
17-18	2-0	1-0	1-0
18-19	2-0	1-0	1-0
19-20	1-1	1-0	0-1
20-21	0-2	0-1	0-1
21-22	1-1	1-0	0-1
22-23	1-1	1-0	0-1

# MILWAUKEE BUCKS



1543 N. 2nd Street, 6th Floor  
Milwaukee, WI 53212  
**Phone:** (414) 227-0500  
**Website:** Bucks.com  
**X/Instagram:** @Bucks  
**PRX:** @BucksMediaInfo

### COLORS:



### HOME COURT (CAPACITY):

Fiserv Forum (17,500) - opened 2018

**FOUNDED:** 1968-69, Milwaukee Bucks

**HEAD COACH:** Mike Budenholzer (College - Texas)

### ASSISTANT COACHES:

Terry Stotts (College - Oklahoma)  
Joe Prunty (College - Cal Poly)  
Patrick Mutombo (College - Metro State)  
DJ Bakker (College - Trinity Christian)  
Nate Mitchell (College - University of  
Cumberlands)  
Vin Baker (College - Hartford)

Josh Oppenheimer (College - Rhode Island)  
Sidney Dobner (College - )

### VICE PRESIDENT OF PERFORMANCE:

Troy Flanagan (College - RMIT University)

### HEAD ATHLETIC TRAINER:

Scott Faust (College - Alabama Huntsville)  
**ASSISTANT ATHLETIC TRAINER:** Michelle Ruan  
(College - University of Illinois at Chicago)

### HEAD OF STRENGTH & CONDITIONING:

Suki Hobson (College - Leeds)

### SENIOR STRENGTH COACH:

Michael Davie  
**OWNERS:** Wes Edens, Jimmy Haslam, Dee  
Haslam, Jamie Dinan

### GENERAL MANAGER:

Jon Horst  
**ASSISTANT GENERAL MANAGER:** Milt Newton

### CHIEF COMMUNICATIONS OFFICER:

Barry Baum

### VICE PRESIDENT OF COMMUNICATIONS:

Dan Smyczek

### COMMUNICATIONS MANAGER:

Eric Kohlbeck

### COMMUNICATIONS COORDINATE:

Kate Reed

### RADIO:

WTMJ 620 AM, 103.3 FM Ted Davis,  
Dennis Krause (Home games)

### TV:

Fox Sports Wisconsin, Jim Paschke,  
Marques Johnson, Steve Novak, Katie George

**NBA TITLES WON:** 2, 1970-71, 2020-21

### ALL-TIME NBA REGULAR SEASON RECORD:

2340-2103 (.527)

**2022-23 RECORD:** 58-24 (1st in Central)

**2022-23 PLAYOFF RESULTS:** Lost 1-4 to Miami in  
the First Round

### ALL-TIME SERIES (55 YEARS)

	OVERALL	HOME	ROAD
Sac-Era	31-42	16-21	15-21
All-Time	58-96	34-42	23-52

### CURRENT STREAKS

	OVERALL	HOME	ROAD
Kings	L14	L7	L7

### 2023-24 SERIES SCHEDULE

DATE	SITE	TIME (PT)
1/14	Fiserv Forum	4:00 p.m.
3/12	Golden 1 Center	7:00 p.m.

### 2022-23 VS. BUCKS (0-2)

DATE	SITE	RESULT
12/7	Fiserv Forum	L, 113-126
3/13	Golden 1 Center	L, 124-133

### SERIES FACTS

Last Home Win: 2/1/16 (111-104)  
Last Road Win: 11/25/15 (129-118)  
Last Home Loss: 3/13/23 (124-133)  
Last Road Loss: 12/7/22 (113-126)  
Biggest Win: 25 (101-76) @ Mil., 1/7/03  
25 (98-73) @ Mil., 3/10/02  
25 (122-97) @ Mil., 3/20/96  
25 (129-104) @ Mil., 11/24/69  
Biggest Loss: 58 (82-140) @ Mil., 12/15/85

## 2022-2023 SEASON SERIES (0-2) SACRAMENTO KINGS VS. MILWAUKEE

PLAYER	G-GS	MIN	FG-FGA	PCT	3FG-A	PCT	FT-FTA	PCT	OFF	DEF	TOT	AST	PF-DQ	STL	TO	BLK	PTS	AVG
Fox	2-2	69	18-39	.462	6-18	.333	8-10	.800	2	8	10	5	4-0	2	4	2	50	25.0
Sabonis	2-2	75	20-34	.588	2-3	.667	4-4	1.000	14	15	29	22	6-0	1	3	0	46	23.0
Huerter	2-2	60	15-26	.577	11-17	.647	0-0	---	1	3	4	6	7-0	0	2	0	41	20.5
Barnes	2-2	63	10-20	.500	5-14	.357	9-10	.900	1	6	7	2	2-0	0	1	0	34	17.0
Monk	2-0	49	10-27	.370	1-8	.125	1-3	.333	1	7	8	6	1-0	2	3	0	22	11.0
Murray	2-2	49	8-17	.471	4-10	.400	2-2	1.000	1	5	6	1	6-0	1	1	2	22	11.0
Metu	2-0	19	3-8	.375	2-4	.500	2-2	1.000	0	5	5	1	5-0	0	1	1	10	5.0
Lyles	2-0	32	2-10	.200	2-7	.286	0-0	---	2	6	8	4	2-0	0	0	0	6	3.0
Holmes	1-0	1	1-1	1.000	0-0	---	0-0	---	0	0	0	0	0-0	0	0	0	2	2.0
Mitchell	2-0	32	2-8	.250	0-4	.000	0-0	---	0	3	3	2	2-0	0	2	1	4	2.0
Dellavedova	1-0	1	0-0	---	0-0	---	0-0	---	0	0	0	0	0-0	0	0	0	0	0.0
Edwards (TOT)	2-0	19	0-3	.000	0-2	.000	0-0	---	0	1	1	0	1-0	0	0	0	0	0.0
Edwards (SAC)	1-0	18	0-3	.000	0-2	.000	0-0	---	0	1	1	0	1-0	0	0	0	0	0.0
Ellis	1-0	1	0-0	---	0-0	---	0-0	---	0	1	1	0	0-0	0	0	0	0	0.0
Len	1-0	1	0-1	.000	0-0	---	0-0	---	0	1	1	1	0-0	0	0	0	0	0.0
Okpala	1-0	8	0-1	.000	0-1	.000	0-0	---	1	1	2	0	2-0	0	0	0	0	0.0
KINGS	2	480	89-195	.456	33-88	.375	26-31	.839	23	62	85	50	38-0	6	17	6	237	118.5
BUCKS	2	480	96-182	.527	29-66	.439	38-46	.826	22	71	93	63	33-0	5	20	6	259	129.5

## 2022-2023 SEASON SERIES (2-0) MILWAUKEE BUCKS VS. SACRAMENTO

PLAYER	G-GS	MIN	FG-FGA	PCT	3FG-A	PCT	FT-FTA	PCT	OFF	DEF	TOT	AST	PF-DQ	STL	TO	BLK	PTS	AVG
G. Antetokounmpo	2-2	67	31-47	.660	4-4	1.000	15-17	.882	2	16	18	11	6-0	2	8	0	81	40.5
Middleton	2-2	63	14-26	.538	7-13	.538	10-10	1.000	1	8	9	15	5-0	1	1	0	45	22.5
Holiday	2-2	69	16-32	.500	3-9	.333	7-9	.778	2	9	11	14	2-0	1	2	1	42	21.0
Lopez	2-2	71	15-29	.517	6-13	.462	4-5	.800	7	10	17	7	7-0	0	1	4	40	20.0
Allen	2-2	57	7-13	.538	4-8	.500	0-0	---	2	7	9	5	4-0	0	3	0	18	9.0
Portis	2-0	39	4-6	.667	0-0	---	2-4	.500	1	7	8	1	1-0	0	3	0	10	5.0
Carter	2-0	32	3-9	.333	2-6	.333	0-0	---	3	3	6	4	1-0	1	0	0	8	4.0
Connaughton	2-0	46	3-10	.300	2-8	.250	0-1	.000	2	7	9	1	4-0	0	1	1	8	4.0
Crowder (TOT)	1-0	19	2-5	.400	0-2	.000	0-0	---	1	3	4	2	2-0	0	0	0	4	4.0
Crowder (MIL)	1-0	19	2-5	.400	0-2	.000	0-0	---	1	3	4	2	2-0	0	0	0	4	4.0
Hill	1-0	14	1-4	.250	1-3	.333	0-0	---	1	1	2	3	1-0	0	0	0	3	3.0
Dragic (TOT)	1-0	8	1-2	.500	0-1	.000	0-0	---	0	1	1	2	1-0	0	2	0	2	2.0
T. Antetokounmpo	1-0	1	0-0	---	0-0	---	0-0	---	0	0	0	0	0-0	0	0	0	0	0.0
Green	1-0	1	0-0	---	0-0	---	0-0	---	0	0	0	0	0-0	0	0	0	0	0.0
Mamukelashvili	1-0	1	0-1	.000	0-0	---	0-0	---	0	0	0	0	0-0	0	0	0	0	0.0
BUCKS	2	480	96-182	.527	29-66	.439	38-46	.826	22	71	93	63	33-0	5	20	6	259	129.5
KINGS	2	480	89-195	.456	33-88	.375	26-31	.839	23	62	85	50	38-0	6	17	6	237	118.5



SIDNEY MONCRIEF

## KINGS VS BUCKS

DATE	W/L	H/A	SCORE	+/-	DATE	W/L	H/A	SCORE	+/-
11/21/85	L	H	97-131	-34	11/21/04	W	H	88-79	+9
12/15/85	L	A	82-140	-58	12/14/04	W	A	89-86	+3
11/22/86	L	H	99-107	-8	11/18/05	W	H	103-82	+21
1/13/87	L	A	89-113	-24	3/8/06	W	A	123-116	+7
11/19/87	L	H	113-117 <sup>OT</sup>	-4	11/4/06	L	A	91-104	-13
3/15/88	L	A	97-108	-11	1/24/07	W	H	114-106	+8
1/24/89	L	H	110-114	-4	12/10/07	W	H	96-93	+3
1/31/89	L	A	104-117	-13	12/19/07	W	A	102-89	+13
12/5/89	W	H	118-103	+15	1/16/09	L	H	122-129	-7
1/30/90	L	A	102-109	-7	1/24/09	L	A	104-106	-2
1/23/91	W	H	95-91	+4	12/19/09	W	A	96-95	+1
2/1/91	L	A	112-117	-5	3/19/10	L	H	108-114 <sup>2OT</sup>	-6
1/11/92	W	A	106-105 <sup>OT</sup>	+1	12/23/10	L	H	79-84	-5
3/24/92	W	H	113-102	+11	3/23/11	W	A	97-90	+7
12/22/92	W	A	102-99 <sup>OT</sup>	+3	1/5/12	W	H	103-100	+3
3/27/93	L	H	105-125	-20	12/12/12	L	A	85-98	-13
12/15/93	L	H	95-96	-1	3/10/13	L	H	113-115	-2
3/11/94	W	A	108-100	+8	3/5/14	W	A	116-102	+14
12/6/94	W	H	108-95	+13	3/23/14	W	H	124-107	+17
1/11/95	L	A	88-97	-9	12/18/14	L	H	107-108	-1
3/13/96	W	H	104-95	+9	2/11/15	L	A	103-111	-8
3/20/96	W	A	122-97	+25	11/25/15	W	A	129-118	+11
11/15/96	W	H	103-99	+4	2/1/16	W	H	111-104	+7
3/1/97	W	A	103-92	+11	11/5/16	L	A	91-117	-26
1/24/98	L	A	97-101	-4	3/22/17	L	H	98-116	-18
4/3/98	L	H	86-87	-1	11/28/17	L	H	87-112	-25
12/21/99	W	H	108-95	+13	12/2/17	L	A	104-109	-5
1/26/00	L	A	104-112	-8	11/4/18	L	A	109-144	-35
2/6/01	L	A	109-112	-3	2/27/19	L	H	140-141 <sup>OT</sup>	-1
4/3/01	L	H	101-107	-6	1/10/20	L	H	106-127	-21
1/6/02	W	H	115-101	+14	2/10/20	L	A	111-123	-22
3/10/02	W	A	98-73	+25	2/21/21	L	A	115-128	-13
1/7/03	W	A	101-76	+25	4/3/21	L	H	128-129	-1
2/18/03	W	H	102-93	+9	1/22/22	L	A	127-133	-6
2/10/04	W	A	124-117	+7	3/16/22	L	H	126-135	-9
3/23/04	L	H	101-112	-11	12/7/22	L	A	113-126	-13
					3/13/23	L	H	124-133	-9

	OVR	HM	RD	NTL
68-69	5-1	2-1	2-0	1-0
69-70	2-5	1-1	1-3	0-1
70-71	1-4	1-1	0-2	0-1
71-72	0-5	0-3	0-2	
72-73	1-6	1-3	0-3	
73-74	0-7	0-3	0-4	
74-75	6-3	4-1	2-2	
75-76	2-5	2-1	0-4	
76-77	2-2	2-0	0-2	
77-78	0-4	0-2	0-2	
78-79	2-2	1-1	1-1	
79-80	3-3	2-1	1-2	
80-81	1-1	1-0	0-1	
81-82	1-1	0-1	1-0	
82-83	1-1	1-0	0-1	
83-84	0-2	0-1	0-1	
84-85	0-2	0-1	0-1	
85-86	0-2	0-1	0-1	
86-87	0-2	0-1	0-1	
87-88	0-2	0-1	0-1	
88-89	0-2	0-1	0-1	
89-90	1-1	1-0	0-1	
90-91	1-1	1-0	0-1	
91-92	2-0	1-0	1-0	
92-93	1-1	0-1	1-0	
93-94	1-1	0-1	1-0	
94-95	1-1	1-0	0-1	
95-96	2-0	1-0	1-0	
96-97	2-0	1-0	1-0	
97-98	0-2	0-1	0-1	
98-99	0-0	0-0	0-0	
99-00	1-1	1-0	0-1	
00-01	0-2	0-1	0-1	
01-02	2-0	1-0	1-0	
02-03	2-0	1-0	1-0	
03-04	1-1	0-1	1-0	
04-05	2-0	1-0	1-0	
05-06	2-0	1-0	1-0	
06-07	1-1	1-0	0-1	
07-08	2-0	1-0	1-0	
08-09	0-2	0-1	0-1	
09-10	1-1	0-1	1-0	
10-11	1-1	0-1	1-0	
11-12	1-0	1-0	0-0	
12-13	0-2	0-1	0-1	
13-14	2-0	1-0	1-0	
14-15	0-2	0-1	0-1	
15-16	2-0	1-0	1-0	
16-17	0-2	0-1	0-1	
17-18	0-2	0-1	0-1	
18-19	0-2	0-1	0-1	
19-20	0-2	0-1	0-1	
20-21	0-2	0-1	0-1	
21-22	0-2	0-1	0-1	
22-23	0-2	0-1	0-1	

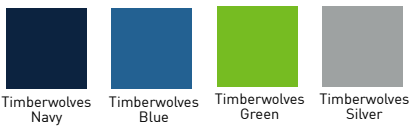


# MINNESOTA TIMBERWOLVES



600 Hennepin Avenue, Suite 300  
 Minneapolis, MN 55403  
**Phone:** (612) 673-1600  
**Ticket Information:** (612) 673-1234  
**Website:** Timberwolves.com  
**X:** @MNTimberwolves  
**PR X:** @TWolves\_PR

**COLORS:**



**HOME COURT (CAPACITY):**

Target Center (18,024) - opened 1990

**FOUNDED:** 1989-90 expansion team,  
 Minnesota Timberwolves

**HEAD COACH:** Chris Finch (College - Minnesota)

**ASSISTANT COACHES:**

Micah Nori (College - Indiana)  
 Pablo Prigioni  
 Elston Turner (College - Mississippi)  
 Kevin Hanson (College - San Diego)  
 Corliss Williamson (College - Arkansas)  
**ASSISTANT COACH/DIRECTOR OF PLAYER DEVELOPMENT:** Joe Boylan

**ASSISTANT COACH/QUALITY CONTROL COACH:**

Jeff Newton  
**VICE PRESIDENT OF PLAYER HEALTH/ HEAD ATHLETIC TRAINER:** Gregg Farnam (College - St. Cloud State)  
**VP, SPORTS SCIENCE AND PERFORMANCE:** Javair Gillett  
**VP, TEAM MEDICAL SERVICES:** Dr. Sheldon Burns

**OWNER:** Glen Taylor

**CEO:** Ethan Casson

**PRESIDENT OF BASKETBALL OPERATIONS:**

Tim Connelly  
**EXECUTIVE VP OF BASKETBALL OPERATIONS:**  
 Sachin Gupta

**SENIOR VP OF BASKETBALL OPERATIONS:** Matt Lloyd

**VP OF BASKETBALL OPERATIONS:** Dell Demps

**ASSISTANT GENERAL MANAGER:** Steve Senior,

Emmanuel Rohan

**DIRECTOR OF PLAYER PERSONNEL/IOWA WOLVES GM:** Jonathan Wallace

**CHIEF COMMUNICATIONS OFFICER:** Patrick Rees

**COMMUNICATIONS DIRECTOR:** Sara Perez

**SR. COMMUNICATIONS AND BROADCAST MANAGER:**

Aaron Freeman

**COMMUNICATIONS COORDINATOR:** Derek Ahrensbrak

**TV:** Bally Sports North (cable) Michael Grady, Jim

Petersen, Katie Storm

**RADIO:** WCCO (830 AM) Alan Horton

**NBA TITLES WON:** None

**ALL-TIME NBA REGULAR SEASON RECORD:**  
 1049-1581 (.399)

**2022-23 RECORD:** 42-40 (2nd in Northwest)

**2022-23 PLAYOFF RESULTS:** Lost 1-4 to Denver in the First Round

**ALL-TIME SERIES (34 YEARS)**

	OVERALL	HOME	ROAD
Sac-Era	59-64	37-27	23-40
All-Time	60-67	37-27	23-40

**CURRENT STREAKS**

	OVERALL	HOME	ROAD
Kings	L2	L2	W1

**2023-24 SERIES SCHEDULE**

DATE	SITE	TIME (PT)
11/24	Target Center	5:00 p.m.
12/23	Golden 1 Center	7:00 p.m.
3/1	Target Center	5:00 p.m.

**2022-23 VS. TIMBERWOLVES (1-3)**

DATE	SITE	RESULT
1/28	Target Center	L, 110-117
1/30	Target Center	W, 118-111 <sup>OT</sup>
3/4	Golden 1 Center	L, 134-138
3/27	Golden 1 Center	L, 115-119

**SERIES FACTS**

Last Home Win: 2/9/22 (132-119)  
 Last Road Win: 1/30/23 (118-111<sup>OT</sup>)  
 Last Home Loss: 3/27/23 (115-119)  
 Last Road Loss: 1/28/23 (110-117)  
 Biggest Win: 32 (127-95) @ Minn., 3/20/11  
 Biggest Loss: 29 (88-117) @ Minn., 2/7/01

**2022-2023 SEASON SERIES (1-3) SACRAMENTO KINGS VS. MINNESOTA**

PLAYER	G-GS	MIN	FG-FGA	PCT	3FG-A	PCT	FT-FTA	PCT	OFF	DEF	TOT	AST	PF-DQ	STL	TO	BLK	PTS	AVG
Fox	4-4	148	43-93	.462	4-19	.211	25-32	.781	0	14	14	23	11-0	5	6	2	115	28.8
Sabonis	4-4	148	37-55	.673	1-2	.500	13-20	.650	15	32	47	15	21-2	2	9	2	88	22.0
Barnes	4-4	150	16-43	.372	5-16	.313	23-28	.821	4	10	14	4	6-0	5	5	0	60	15.0
Huerter	4-4	117	20-41	.488	11-26	.423	5-8	.625	3	12	15	10	13-0	3	3	0	56	14.0
Monk	4-0	97	19-37	.514	3-12	.250	11-13	.846	1	6	7	16	8-0	3	9	0	52	13.0
Lyles	4-0	70	9-19	.474	4-10	.400	11-15	.733	6	18	24	2	3-0	4	3	1	33	8.3
Metu	3-0	27	8-12	.667	0-2	.000	2-4	.500	1	5	6	2	4-0	1	0	0	18	6.0
Murray	4-4	119	9-30	.300	6-22	.273	0-0	---	12	14	26	3	10-0	2	1	0	24	6.0
Davis	2-0	22	3-7	.429	2-4	.500	2-2	1.000	0	3	3	1	3-0	2	0	0	10	5.0
Mitchell	4-0	54	5-8	.625	0-0	---	2-2	1.000	0	5	5	7	4-0	1	1	0	12	3.0
Edwards (TOT)	2-0	20	2-4	.500	1-2	.500	0-0	---	0	3	3	1	1-0	1	0	1	5	2.5
Edwards (SAC)	2-0	20	2-4	.500	1-2	.500	0-0	---	0	3	3	1	1-0	1	0	1	5	2.5
Len	2-0	8	1-1	1.000	0-0	---	2-4	.500	1	1	2	0	1-0	0	0	2	4	2.0
Dozier	1-0	2	0-2	.000	0-1	.000	0-0	---	0	1	1	0	1-0	0	0	0	0	0.0
Holmes	1-0	0	0-0	---	0-0	---	0-0	---	0	0	0	0	0-0	0	0	0	0	0.0
Okpala	1-0	4	0-2	.000	0-1	.000	0-0	---	0	0	0	0	0-0	0	0	0	0	0.0
KINGS	4	985	172-354	.486	37-117	.316	96-128	.750	43	124	167	84	86-2	29	37	8	477	119.3
TIMBERWOLVES	4	985	177-338	.524	58-139	.417	73-111	.658	34	139	173	115	90-0	22	56	14	485	121.3

**2022-2023 SEASON SERIES (2-1) MINNESOTA TIMBERWOLVES VS. SACRAMENTO**

PLAYER	G-GS	MIN	FG-FGA	PCT	3FG-A	PCT	FT-FTA	PCT	OFF	DEF	TOT	AST	PF-DQ	STL	TO	BLK	PTS	AVG
Edwards	4-4	153	44-83	.530	12-29	.414	11-22	.500	6	21	27	26	12-0	4	17	3	111	27.8
Conley (TOT)	4-4	121	23-41	.561	11-22	.500	18-21	.857	1	7	8	21	10-0	5	4	0	75	18.8
Conley (MIN)	2-2	58	13-20	.650	5-10	.500	9-10	.900	0	5	5	6	3-0	1	0	0	40	20.0
Russell	2-2	77	12-30	.400	9-19	.474	2-5	.400	1	5	6	13	5-0	1	5	0	35	17.5
McDaniels	4-4	142	26-46	.565	8-20	.400	5-7	.714	5	13	18	10	17-0	3	6	1	65	16.3
Gobert	4-4	143	20-32	.625	0-0	---	21-31	.677	11	47	58	6	13-0	2	8	5	61	15.3
Anderson	4-4	135	17-30	.567	7-10	.700	10-14	.714	6	17	23	31	11-0	3	5	3	51	12.8
Reid	4-0	67	20-35	.571	5-16	.313	3-7	.429	2	11	13	3	12-0	2	2	1	48	12.0
Nowell	3-0	56	13-29	.448	2-10	.200	4-5	.800	3	7	10	5	6-0	1	2	0	32	10.7
Alexander-Walker	2-0	33	4-13	.308	4-11	.364	4-5	.800	0	4	4	5	4-0	1	1	1	16	8.0
Alexander-Walker	2-0	33	4-13	.308	4-11	.364	4-5	.800	0	4	4	5	4-0	1	1	1	16	8.0
Prince	2-0	32	3-5	.600	2-4	.500	3-3	1.000	0	4	4	2	1-0	1	4	0	11	5.5
Rivers	2-0	44	3-6	.500	2-4	.500	0-0	---	0	3	3	3	2-0	2	2	0	8	4.0
McLaughlin	2-0	30	2-5	.400	2-3	.667	0-0	---	0	2	2	5	3-0	1	0	0	6	3.0
Knight	1-0	8	0-1	.000	0-1	.000	1-2	.500	0	0	0	0	0-0	0	1	0	1	1.0
Garza	1-0	4	0-3	.000	0-2	.000	0-0	---	0	0	0	0	1-0	0	1	0	0	0.0
Moore	1-0	1	0-0	---	0-0	---	0-0	---	0	0	0	0	0-0	0	0	0	0	0.0
Ryan (TOT)	1-0	3	0-0	---	0-0	---	0-0	---	0	0	0	0	0-0	0	0	0	0	0.0
Ryan (MIN)	1-0	3	0-0	---	0-0	---	0-0	---	0	0	0	0	0-0	0	0	0	0	0.0
TIMBERWOLVES	4	985	177-338	.524	58-139	.417	73-111	.658	34	139	173	115	90-0	22	56	14	485	121.3
KINGS	4	985	172-354	.486	37-117	.316	96-128	.750	43	124	167	84	86-2	29	37	8	477	119.3

# MINNESOTA TIMBERWOLVES



KEVIN GARNETT

## KINGS VS TIMBERWOLVES

DATE	W/L	H/A	SCORE	+/-	DATE	W/L	H/A	SCORE	+/-
1/9/90	W	H	84-70	+14	11/4/00	L	A	91-99	-8
1/29/90	L	A	91-109	-18	1/8/01	W	H	100-97	+3
3/21/90	W	H	90-84	+6	2/7/01	L	A	88-117	-29
3/28/90	L	A	88-93	-5	3/30/01	W	H	110-98	+12
11/27/90	L	H	80-89	-9	12/14/01	L	A	94-114	-20
12/18/90	W	H	108-99	+9	12/28/01	W	H	125-111	+14
1/30/91	L	A	86-95	-9	2/3/02	W	A	112-107	+5
4/15/91	L	A	94-112	-18	4/9/02	W	H	122-103	+19
11/9/91	L	H	80-84	-4	11/27/02	L	A	74-90	-16
12/30/91	W	A	117-109	+8	12/3/02	W	H	98-86	+12
3/29/92	W	A	112-86	+26	1/10/03	L	A	109-115 <sup>OT</sup>	-6
4/11/92	W	H	114-94	+20	3/5/03	W	H	96-95 <sup>OT</sup>	+1
12/23/92	W	A	102-96 <sup>OT</sup>	+6	11/5/03	W	A	125-121 <sup>OT</sup>	+4
1/23/93	W	H	113-108	+5	12/5/03	L	H	109-112 <sup>OT</sup>	-3
2/18/93	L	A	114-121	-7	2/19/04	L	A	75-92	-17
3/11/93	W	H	109-95	+14	4/8/04	L	H	86-94	-8
11/19/93	L	A	108-113	-5	11/28/04	L	H	110-121	-11
12/1/93	L	H	101-111	-10	12/10/04	L	A	105-113	-8
3/9/94	W	A	104-96	+8	1/30/05	W	A	94-84	+10
4/2/94	W	H	102-87	+15	4/3/05	L	H	100-112	-12
12/22/94	W	H	109-89	+20	12/4/05	L	H	77-85	-8
1/10/95	W	A	98-85	+13	12/13/05	W	A	93-91	+2
3/1/95	L	H	87-98	-11	3/19/06	L	A	89-95	-6
3/26/95	W	A	104-98	+6	11/1/06	L	A	83-92	-9
11/3/95	W	H	95-86	+9	11/6/06	W	H	93-81	+12
1/15/96	L	A	94-103	-9	1/31/07	W	A	100-98	+2
2/13/96	L	H	90-94	-4	3/21/07	L	H	89-95	-6
3/15/96	L	A	87-113	-26	11/10/07	W	H	100-93	+7
12/3/96	W	A	96-89	+7	11/14/07	L	A	103-108	-5
12/19/96	W	H	112-105	+7	3/7/08	L	H	103-111	-8
1/28/97	W	A	91-88	+3	10/29/08	L	A	96-98	-2
2/18/97	W	H	95-84	+11	11/7/08	W	H	121-109	+12
12/5/97	L	A	90-101	-11	12/15/08	W	H	118-103	+15
12/22/97	W	H	89-79	+10	4/15/09	W	A	97-90	+6
2/22/98	L	A	95-113	-18	12/12/09	W	H	120-100	+20
3/29/98	L	H	96-104	-8	12/18/09	L	A	96-112	-16
2/21/99	L	A	90-102	-12	3/14/10	W	H	114-100	+14
3/12/99	L	H	95-101	-6	3/31/10	L	A	99-108	-9
4/3/99	L	A	96-105	-9	10/27/10	W	A	117-116	+1
4/23/99	W	H	105-97	+8	11/10/10	L	H	89-98	-8
11/5/99	W	H#	100-95	+5	3/20/11	W	A	127-95	+32
11/6/99	L	A#	101-114	-13	1/16/12	L	A	86-99	-13
1/31/00	L	A	90-105	-15	2/7/12	L	A	84-86	-2
4/7/00	L	H	92-95	-3	3/18/12	W	H	115-99	+16
# Japan					4/2/12	W	H	116-108	+8

OVR	HM	RD	NTL
89-90	2-2	2-0	0-2
90-91	1-3	1-1	0-2
91-92	3-1	1-1	2-0
92-93	3-1	2-0	1-1
93-94	2-2	1-1	1-1
94-95	3-1	1-1	2-0
95-96	1-3	1-1	0-2
96-97	4-0	2-0	2-0
97-98	1-3	1-1	0-2
98-99	1-3	1-1	0-2
99-00	1-3	0-1	0-1
00-01	2-2	2-0	0-2
01-02	3-1	2-0	1-1
02-03	2-2	2-0	0-2
03-04	1-3	0-2	1-1
04-05	1-3	0-2	1-1
05-06	1-2	0-1	1-1
06-07	2-2	1-1	1-1
07-08	1-2	1-1	0-1
08-09	3-1	2-0	1-1
09-10	2-2	2-0	0-2
10-11	2-1	0-1	2-0
11-12	2-2	2-0	0-2
12-13	1-2	1-1	0-1
13-14	2-2	1-1	1-1
14-15	3-0	1-0	2-0
15-16	0-4	0-2	0-2
16-17	3-1	1-1	2-0
17-18	0-3	0-1	0-2
18-19	2-2	2-0	0-2
19-20	1-2	1-1	0-1
20-21	1-2	1-1	0-1
21-22	1-2	1-1	0-1
22-23	1-3	0-2	1-1

# NEW ORLEANS PELICANS



5800 Airline Drive  
Metairie, LA 70003  
**Phone:** (504) 593-4700  
**Ticket Info:** (504) 525-HOOP [4667]  
**Website:** Pelicans.com  
**X:** @pelicansnba  
**PR X:** @pelicansPR

### COLORS:



### HOME COURT (CAPACITY):

Smoothie King Center (16,867) - opened in 1999 (Hornets' 1st game on Oct. 30 2002)

**FOUNDED:** 2002-03, New Orleans Hornets;  
2005-06 New Orleans/Oklahoma  
City Hornets; 2007-08, New Orleans Hornets;  
2013-14 New Orleans Pelicans

**HEAD COACH:** Willie Green (College -Detroit Mercy)  
**ASSOCIATE HEAD COACH:** James Borrego (College - San Diego)  
**ASSISTANT COACHES:**  
Jarron Collins (College - Stanford)  
Ryan Frazier (College - Bucknell)  
Casey Hill (College - Trinity)  
Aaron Milles (College - Kansas)  
Fred Vinson (College - Georgia Tech)  
**COACHING ADVISOR:** Mike D'Antoni (College - Marshall)  
**ASSISTANT/ PLAYER DEVELOPMENT COACHES:**  
Corey Brewer (College - Florida), Darnell Lazare (LSU)  
**HEAD ATHLETIC TRAINER:**  
Tom Maystadt (College - Iowa State)  
**DIRECTOR OF SPORTS SCIENCE & PERFORMANCE:**  
Daniel Bove (College - Penn State)  
**DIRECTOR OF REHABILITATION:** Amy Atmore (College - USC)  
**GOVERNOR:** Gayle Benson  
**PRESIDENT:** Dennis Lauscha  
**EXECUTIVE VICE PRESIDENT:** David Griffin  
**GENERAL MANAGER:** Trajan Langdon  
**VICE PRESIDENT OF BASKETBALL OPERATIONS/ TEAM DEVELOPMENT:** Swin Cash  
**SR. VP OF COMMUNICATIONS/BROADCASTING:** Greg Bensel  
**EXECUTIVE DIRECTOR OF BASKETBALL COMMUNICATIONS:** Matt Ryan  
**SR. BASKETBALL COMMUNICATIONS & BROADCAST MANAGER:** Chris Trahand  
**BASKETBALL COMMUNICATIONS COORDINATOR:** Henry Valier  
**CORPORATE COMMUNICATIONS MANAGER:** Sam Shannon  
**RADIO:** (WRNO 99.5 FM) Todd Graffagnini, John DeShazier, Erin Summers  
**TV:** Bally Sports New Orleans (cable) Joel Meyers, Antonio Daniels, Jen Hale

**NBA TITLES WON:** None

**ALL-TIME NBA REGULAR SEASON RECORD:** 782-904 (.464)

**2022-2023 RECORD:** 42-40 (2nd in Southwest)

**2022-23 PLAYOFF RESULTS:** Did not qualify

### ALL-TIME SERIES (21 years)

	OVERALL	HOME	ROAD
Sac-Era	33-39	21-15	12-24
All-Time	33-39	21-15	12-24

### CURRENT STREAKS

	OVERALL	HOME	ROAD
Kings	W2	W1	W1

### 2022-23 SERIES SCHEDULE

DATE	SITE	TIME (PT)
11/20	Smoothie King Center	5:00 p.m.
11/22	Smoothie King Center	5:00 p.m.
1/7	Golden 1 Center	3:00 p.m.
4/11	Golden 1 Center	7:00 p.m.

### 2022-23 VS. PELICANS (2-1)

DATE	SITE	RESULT
2/5	Smoothie King Center	L, 104-136
3/6	Golden 1 Center	W, 123-108
4/4	Smoothie King Center	W, 121-103

### SERIES FACTS

Last Home Win: 3/6/23 (123-108)  
Last Road Win: 4/4/23 (121-103)  
Last Home Loss: 3/2/22 (95-125)  
Last Road Loss: 2/5/23 (104-136)  
Biggest Win: 36 (107-71) vs. NO, 12/19/04  
Biggest Loss: 30 (125-95) at NO, 3/2/22

## 2022-2023 SEASON SERIES (1-3) SACRAMENTO KINGS VS. NEW ORLEANS

PLAYER	G-GS	MIN	FG-FGA	PCT	3FG-A	PCT	FT-FTA	PCT	OFF	DEF	TOT	AST	PF-DQ	STL	TO	BLK	PTS	AVG
Fox	1-1	30	10-23	.435	2-6	.333	1-2	.500	2	3	5	9	0-0	1	3	0	23	23.0
Sabonis	3-3	94	20-35	.571	3-4	.750	4-6	.667	10	24	34	25	10-0	1	10	1	47	15.7
Huerter	3-3	79	17-34	.500	9-22	.409	3-6	.500	2	6	8	12	8-0	5	1	2	46	15.3
Monk	3-0	59	16-26	.615	3-11	.273	9-11	.818	1	6	7	7	5-0	3	4	0	44	14.7
Barnes	3-3	86	11-23	.478	2-9	.222	13-15	.867	1	4	5	5	3-0	4	2	2	37	12.3
Murray	3-3	97	13-31	.419	9-24	.375	1-1	1.000	4	9	13	4	3-0	2	3	1	36	12.0
Mitchell	3-2	77	13-24	.542	6-13	.462	1-1	1.000	2	2	4	10	2-0	2	3	0	33	11.0
Lyles	3-0	45	8-17	.471	3-11	.273	7-8	.875	0	10	10	6	7-0	0	3	0	26	8.7
Metu	3-0	27	6-7	.857	1-2	.500	3-4	.750	1	3	4	3	2-0	0	2	2	16	5.3
Davis	3-0	26	5-14	.357	3-10	.300	0-0	---	0	4	4	3	2-0	0	1	0	13	4.3
Dellavedova	2-0	34	2-8	.250	1-5	.200	2-2	1.000	0	3	3	8	2-0	0	2	0	7	3.5
Ellis	3-0	20	3-5	.600	2-3	.667	2-3	.667	3	1	4	3	3-0	2	0	1	10	3.3
Holmes	2-0	13	2-4	.500	0-0	---	0-1	.000	1	2	3	0	3-0	0	0	1	4	2.0
Len	2-0	14	1-1	1.000	0-0	---	2-2	1.000	1	3	4	1	4-0	0	1	2	4	2.0
Dozier	2-0	4	1-1	1.000	0-0	---	0-0	---	0	1	1	0	0-0	0	0	0	2	1.0
Edwards (TOT)	3-0	15	1-5	.200	1-4	.250	0-0	---	0	7	7	3	2-0	1	1	0	3	1.0
Edwards (SAC)	2-0	11	0-2	.000	0-2	.000	0-0	---	0	5	5	1	2-0	0	1	0	0	0.0
Burton	1-0	4	0-1	.000	0-0	---	0-0	---	0	0	0	0	0-0	0	0	0	0	0.0
KINGS	3	720	128-256	.500	44-122	.361	48-62	.774	28	86	114	97	56-0	20	38	12	348	116.0
HORNETS	3	720	128-249	.514	32-75	.427	59-75	.787	28	97	125	75	56-0	23	41	11	347	115.7

## 2022-2023 SEASON SERIES (2-1) NEW ORLEANS PELICANS VS. SACRAMENTO

PLAYER	G-GS	MIN	FG-FGA	PCT	3FG-A	PCT	FT-FTA	PCT	OFF	DEF	TOT	AST	PF-DQ	STL	TO	BLK	PTS	AVG
Ingram	2-2	76	16-31	.516	3-6	.500	11-13	.846	2	8	10	13	6-0	2	13	1	46	23.0
Hernangomez	1-0	28	7-16	.438	0-2	.000	8-8	1.000	3	13	16	4	5-0	0	3	1	22	22.0
Murphy	3-3	108	21-34	.618	13-25	.520	9-11	.818	1	10	11	8	5-0	4	2	2	64	21.3
McCollum	3-3	89	21-44	.477	4-13	.308	4-5	.800	2	9	11	10	9-0	2	7	1	50	16.7
Valanciunas	2-2	59	14-21	.667	1-1	1.000	3-4	.750	5	15	20	7	6-0	0	1	1	32	16.0
Richardson (TOT)	4-0	102	20-37	.541	9-18	.500	3-3	1.000	2	8	10	10	8-0	6	7	0	52	13.0
Richardson (NO)	1-0	20	1-4	.250	1-2	.500	0-0	---	0	0	0	0	1-0	1	1	0	3	3.0
Jones	3-3	101	12-24	.500	4-4	1.000	1-2	.500	3	11	14	13	8-0	3	4	2	29	9.7
Marshall	3-1	60	11-22	.500	0-5	.000	6-10	.600	0	10	10	8	2-0	3	3	0	28	9.3
Nance	2-1	37	6-9	.667	0-0	---	5-8	.625	5	7	12	1	4-0	1	0	3	17	8.5
Daniels	2-0	26	5-7	.714	1-3	.333	3-3	1.000	2	5	7	1	2-0	1	0	0	14	7.0
Graham	1-0	15	2-5	.400	2-5	.400	0-0	---	0	0	0	3	2-0	0	0	0	6	6.0
Lewis	3-0	44	5-14	.357	2-5	.400	4-5	.800	0	5	5	5	4-0	1	1	0	16	5.3
Hayes	3-0	34	5-11	.455	0-0	---	5-6	.833	3	4	7	0	2-0	4	2	0	15	5.0
Alvarado	1-0	15	1-5	.200	0-2	.000	0-0	---	1	0	1	1	0-0	1	2	0	2	2.0
Temple	2-0	8	1-2	.500	1-2	.500	0-0	---	1	0	1	1	0-0	0	0	0	3	1.5
PELICANS	3	720	128-249	.514	32-75	.427	59-75	.787	28	97	125	75	56-0	23	41	11	347	115.7
KINGS	3	720	128-256	.500	44-122	.361	48-62	.774	28	86	114	97	56-0	20	38	12	348	116.0

# NEW ORLEANS PELICANS



## KINGS VS PELICANS

DATE	W/L	H/A	SCORE	+/-
<b>New Orleans</b>				
12/15/02	W	H	107-92	+15
2/5/03	L	A	84-108	-24
12/18/03	W	A	101-90	+11
4/6/04	W	H	105-91	+14
12/1/04	W	A	94-81	+13
12/19/04	W	H	107-71	+36
1/8/05	L	A	117-121 <sup>OT</sup>	-4
<b>New Orleans/Oklahoma City</b>				
11/1/05	L	A	67-93	-26
12/11/05	W	H	110-100	+10
1/13/06	L	A	76-90	-14
4/16/06	W	H	96-79	+17
1/26/07	L	A	84-88	-4
2/5/07	W	H	105-99	+6
2/14/07	L	A	93-110	-17
4/16/07	L	H	118-125	-7
<b>New Orleans</b>				
10/31/07	L	A	90-104	-14
2/1/08	W	H	112-103	+9
4/12/08	W	H	94-91	+3
11/19/08	W	A	105-96	+9
12/20/08	L	A	90-99	-9
2/23/09	L	H	105-112	-7
3/31/09	L	H	110-111	-1
10/30/09	L	A	92-97	-5
11/29/09	W	H	112-96	+16
12/8/09	L	A	94-96	-2
11/21/10	L	H	71-75	-4
12/15/10	L	A	91-94	-3
1/29/11	W	H	102-96	+6
3/12/11	L	A	103-115	-12
1/1/12	W	H	96-80	+16
2/6/12	W	A	100-92	+8
3/7/12	W	H	99-98	+1
4/11/12	L	A	96-105	-9
1/21/13	L	A	105-114	-9
2/24/13	L	A	95-110	-15
4/10/13	W	H	121-110	+11

DATE	W/L	H/A	SCORE	+/-
12/23/13	L	H	100-113	-13
1/21/14	W	A	114-97	+17
3/3/14	W	H	96-89	+7
3/31/14	W	A	102-97	+5
11/18/14	L	H	100-106	-6
11/25/14	W	A	99-89	+10
3/27/15	L	A	88-102	-14
4/3/15	L	H	95-101	-6
1/13/16	L	H	97-109	-12
1/28/16	L	A	105-114	-9
3/7/16	L	A	112-115	-3
3/16/16	L	H	108-123	-15
11/8/16	W	H	102-94	+8
2/12/17	W	H	105-99	+6
3/31/17	L	A	89-117	-28
11/26/17	L	H	106-114	-9
12/8/17	W	A	116-109 <sup>OT</sup>	+7
1/30/18	W	A	114-103	+11
3/7/18	L	H	101-114	-13
10/19/18	L	A	129-149	-20
12/23/18	W	H	122-117	+5
3/28/19	L	A	118-121	-3
4/7/19	L	H	129-133	-4
1/4/20	L	H	115-117	-2
8/6/20	W	H	140-125	+15
8/11/20	W	H	112-106	+6
1/17/21	L	H	123-128	-5
2/1/21	W	A	118-109	+9
4/12/21	L	A	110-117	-7
10/29/21	W	A	113-109	+4
11/3/21	W	H	112-99	+13
3/2/22	L	A	95-125	-30
4/5/22	L	H	109-123	-14
2/5/23	L	A	104-136	-32
3/6/23	W	H	123-108	+15
4/4/23	W	A	121-103	+18

	OVR	HM	RD
02-03	1-1	1-0	0-1
03-04	2-0	1-0	1-0
04-05	2-1	1-0	1-1
05-06	2-2	2-0	0-2
06-07	1-3	1-1	0-2
07-08	2-1	2-0	0-1
08-09	1-3	0-2	1-1
09-10	1-2	1-0	0-2
10-11	1-3	1-1	0-2
11-12	3-1	2-0	1-1
12-13	1-2	1-0	0-2
13-14	3-1	1-1	2-0
14-15	1-3	0-2	1-1
15-16	0-4	0-2	0-2
16-17	2-1	2-0	0-1
17-18	2-2	0-2	2-0
18-19	1-3	1-1	0-2
19-20	2-1	2-1	0-0
20-21	1-2	0-1	1-1
21-22	2-2	1-1	1-1
22-23	2-1	1-0	1-1



# NEW YORK KNICKS



Two Pennsylvania Plaza  
New York, NY 10121-0091  
**Phone:** (212) 465-6471  
**Website:** NYKnicks.com  
**X/Instagram:** @nyknicks  
**PR X:** @NY\_KnicksPR

**COLORS:**



**HOME COURT (CAPACITY):**

Madison Square Garden (19,812) -  
opened 1968

**FOUNDED:** 1946-47, New York  
Knickerbockers

**HEAD COACH:** Tom Thibodeau (College - Salem State)  
**ASSOCIATE HEAD COACH:**  
Johnnie Bryant (College - Utah)  
**ASSISTANT COACHES:**  
Rick Brunson (College - Temple)  
Darren Erman (College - Emory)  
Andy Greer (College - Brockport)  
Dice Yoshimoto  
Othella Harrington (College - Georgetown)  
Daniel Brady

**HEAD ATHLETIC TRAINER:**  
Anthony Goenaga (College - Long Island University)  
**EXECUTIVE CHAIRMAN AND CEO, MSG SPORTS:**  
James L. Dolan

**PRESIDENT AND COO:** David Hopkinson  
**PRESIDENT, NEW YORK KNICKS:** Leon Rose  
**EVP, BASKETBALL ADVISOR:** William Wesley  
**SVP, BASKETBALL OPERATIONS:** Gersson Rosas  
**SENIOR DIRECTOR, COMMUNICATIONS:**  
Derek Lapinski

**DIRECTOR, COMMUNICATIONS:** Mallory Kwitter  
**SPECIALIST, COMMUNICATIONS:** Brittany Stamoulis  
**RADIO:** ESPN Radio (98.7 FM)  
**TV:** MSG Network (cable), Mike Breen, Walt Frazier,  
Rebecca Haarlow

**NBA TITLES WON:** 2, 1969-70, 1972-73

**ALL-TIME NBA REGULAR SEASON RECORD:**  
2924-3099 (.485)

**2022-23 RECORD:** 47-35 (3rd in Atlantic)

**2022-23 PLAYOFF RESULTS:** Lost 2-4 to Miami  
in the Eastern Conference Semifinals

**ALL-TIME SERIES (75 YEARS)**

	OVERALL	HOME	ROAD
Sac-Era	35-40	23-15	12-25
All-Time	159-149	84-53	59-81

**CURRENT STREAKS**

	OVERALL	HOME	ROAD
Kings	W1	W1	L3

**2022-23 SERIES SCHEDULE**

DATE	SITE	TIME (PT)
3/16	Golden 1 Center	7:00 p.m.
4/4	Madison Square Garden	4:30 p.m.

**2022-23 VS. KNICKS (1-1)**

DATE	SITE	RESULT
12/11	Madison Square Garden	L, 99-112
3/9	Golden 1 Center	W, 122-117

**SERIES FACTS**

Last Home Win: 3/9/23 (122-117)  
Last Road Win: 11/3/19 (113-92)  
Last Home Loss: 1/31/22 (96-116)  
Last Road Loss: 12/11/22 (99-112)  
Biggest Win: 40 (134-94) vs. NY, 12/10/61  
Biggest Loss: 43 (92-135) vs. NY, 2/6/70

**2022-2023 SEASON SERIES (1-1) SACRAMENTO KINGS VS. NEW YORK**

PLAYER	G-GS	MIN	FG-FGA	PCT	3FG-A	PCT	FT-FTA	PCT	OFF	DEF	TOT	AST	PF-DQ	STL	TO	BLK	PTS	AVG
Fox	1-1	31	9-16	.563	1-4	.250	4-7	.571	0	3	3	7	4-0	4	3	0	23	23.0
Sabonis	2-2	76	16-25	.640	0-0	---	12-19	.632	6	19	25	14	6-0	0	5	1	44	22.0
Huerter	2-2	71	12-28	.429	4-16	.250	3-6	.500	3	5	8	8	3-0	4	2	0	31	15.5
Monk	2-0	43	9-25	.360	6-14	.429	7-7	1.000	2	7	9	6	2-0	1	4	1	31	15.5
Murray	2-2	61	10-23	.435	5-13	.385	4-6	.667	3	10	13	2	6-0	2	1	1	29	14.5
Barnes	2-2	73	8-19	.421	1-8	.125	8-12	.667	1	4	5	3	4-0	1	4	0	25	12.5
Lyles	2-0	33	7-13	.538	2-6	.333	8-8	1.000	2	7	9	0	4-0	1	4	0	24	12.0
Mitchell	2-1	44	5-10	.500	1-4	.250	1-2	.500	0	4	4	3	5-0	1	3	0	12	6.0
Dellavedova	1-0	13	1-3	.333	0-2	.000	0-0	---	0	0	0	4	2-0	1	1	0	2	2.0
Davis	2-0	15	0-4	.000	0-4	.000	0-0	---	0	4	4	0	4-0	1	0	0	0	0.0
Edwards (TOT)	2-0	5	0-1	.000	0-1	.000	0-0	---	0	0	0	0	0-0	0	0	0	0	0.0
Edwards (SAC)	1-0	0	0-0	---	0-0	---	0-0	---	0	0	0	0	0-0	0	0	0	0	0.0
Metu	2-0	16	0-1	.000	0-0	---	0-0	---	0	3	3	0	2-0	1	1	0	0	0.0
Okpala	1-0	4	0-0	---	0-0	---	0-0	---	0	0	0	1	0-0	0	0	0	0	0.0
KINGS	2	480	77-167	.461	20-71	.282	47-67	.701	17	66	83	48	42-0	17	29	3	221	110.5
KNICKS	2	480	82-190	.432	21-85	.247	44-58	.759	38	75	113	46	47-1	16	31	5	229	114.5

**2022-2023 SEASON SERIES (1-1) NEW YORK KNICKERBOCKERS VS. SACRAMENTO**

PLAYER	G-GS	MIN	FG-FGA	PCT	3FG-A	PCT	FT-FTA	PCT	OFF	DEF	TOT	AST	PF-DQ	STL	TO	BLK	PTS	AVG
Barrett	2-2	77	18-44	.409	3-14	.214	13-19	.684	1	15	16	8	4-0	3	4	2	52	26.0
Randle	2-2	63	17-42	.405	5-23	.217	11-15	.733	2	16	18	8	8-0	2	6	0	50	25.0
Brunson	2-2	46	13-26	.500	3-7	.429	8-9	.889	1	4	5	5	1-0	2	6	0	37	18.5
Hart (TOT)	2-1	70	11-15	.733	1-1	1.000	5-5	1.000	8	14	22	12	4-0	4	5	0	28	14.0
Hart (NY)	1-0	32	3-4	.750	1-1	1.000	2-2	1.000	8	7	15	7	1-0	3	3	0	9	9.0
Grimes	2-2	71	9-21	.429	5-14	.357	3-3	1.000	3	4	7	5	6-0	2	2	1	26	13.0
Robinson	2-2	39	9-11	.818	0-0	---	3-4	.750	10	7	17	1	10-1	0	2	2	21	10.5
Quickley	2-0	53	5-22	.227	2-13	.154	3-4	.750	0	6	6	7	5-0	1	1	0	15	7.5
Brown (TOT)	1-0	8	1-3	.333	0-0	---	3-4	.750	3	3	6	0	0-0	0	0	1	5	5.0
Toppin	1-0	12	2-7	.286	1-5	.200	0-0	---	2	0	2	0	1-0	1	1	0	5	5.0
Washington (TOT)	1-0	9	2-3	.667	1-2	.500	0-0	---	0	0	0	0	0-0	0	1	1	5	5.0
Hartenstein	2-0	51	4-6	.667	0-2	.000	1-2	.500	7	11	18	0	8-0	2	1	0	9	4.5
McBride	2-0	28	2-7	.286	1-6	.167	0-0	---	3	2	5	5	2-0	0	1	0	5	2.5
Sims	1-0	8	0-0	---	0-0	---	0-0	---	1	3	4	0	1-0	0	0	0	0	0.0
KNICKS	2	480	82-190	.432	21-85	.247	44-58	.759	38	75	113	46	47-1	16	31	5	229	114.5
KINGS	2	480	77-167	.461	20-71	.282	47-67	.701	17	66	83	48	42-0	17	29	3	221	110.5



WALT FRAZIER

## KINGS VS KNICKS

DATE	W/L	H/A	SCORE	+/-	DATE	W/L	H/A	SCORE	+/-
1/13/86	L	A	97-115	-18	11/13/05	L	H	95-105	-10
2/3/86	W	H	94-90	+4	1/25/06	W	A	106-102 <sup>OT</sup>	+4
11/6/86	L	H	95-106	-11	1/2/07	W	H	112-100	+12
1/10/87	L	A	115-119	-4	1/15/07	L	A	97-102	-5
1/23/88	W	H	97-94	+3	11/16/07	W	H	123-118 <sup>2OT</sup>	+5
2/18/88	L	A	104-108	-4	1/2/08	W	A	107-97	+10
12/10/88	L	A	111-124	-13	12/13/08	L	H	90-114	-24
1/19/89	W	H	112-106	+6	3/20/09	W	A	121-94	+27
11/16/89	L	H	102-121	-19	11/25/09	W	H	111-97	+14
2/1/90	L	A	89-96	-7	2/9/10	W	A	118-114 <sup>OT</sup>	+4
11/10/90	L	H	88-93	-5	11/17/10	L	H	106-113	-5
2/2/91	L	A	78-92	-14	1/14/11	W	A	93-83	+10
2/18/92	L	A	97-110	-13	12/31/11	L	H	92-114	-22
2/27/92	W	H	110-109 <sup>OT</sup>	+1	2/15/12	L	A	85-100	-15
1/12/93	L	H	93-104	-11	12/28/12	W	H	106-105	+1
3/30/93	L	A	87-109	-22	2/2/13	L	A	81-120	-39
12/4/93	L	A	101-123	-22	2/12/14	W	A	106-101 <sup>OT</sup>	+5
3/1/94	L	H	88-100	-12	3/26/14	L	H	99-107	-8
12/15/94	L	H	84-94	-10	12/27/14	W	H	135-129 <sup>OT</sup>	+6
2/23/95	L	A	90-103	-13	3/3/15*	W	A	124-86	+38
1/13/96	W	A	119-111	+8	* 1/26/15 Postponed - Severe weather				
2/28/96	W	H	90-85	+5	12/10/15	W	H	99-97	+2
11/30/96	L	A	101-115	-14	3/20/16	W	A	88-80	+8
2/20/97	L	H	87-109	-22	12/4/16	L	A	98-106	-8
11/9/97	W	H	86-78	+8	12/9/16	L	H	100-103	-3
11/15/97	L	A	87-114	-27	11/7/17	L	A	91-118	-27
3/24/99	W	H	92-91	+1	3/4/18	W	L	102-99	+3
1/30/00	L	A	111-120	-9	3/4/19	W	H	115-108	+7
3/28/00	W	H	103-95	+8	3/9/19	W	A	102-94	+8
2/25/01	L	A	86-88	-2	11/3/19	W	A	113-92	+21
3/27/01	W	H	124-117 <sup>OT</sup>	+7	12/13/19	L	H	101-103	-2
3/14/02	L	A	96-113	-17	1/22/21	W	H	103-94	+9
4/7/02	W	H	116-82	+34	2/25/21	L	A	121-140	-19
11/6/02	L	A	88-95	-7	1/31/22	L	A	96-116	-20
2/23/03	W	H	99-92	+7	3/7/22	L	H	115-131	-16
11/7/03	L	A	111-114	-3	12/11/22	L	A	99-112	-13
2/24/04	W	H	107-99	+8	3/9/23	W	H	122-117	+5
1/4/05	W	A	105-98	+7					
2/4/05	W	H	116-115	+1					

OVR	HM	RD
48-72	108-86	
72-73	0-4	0-2 0-2
73-74	1-3	0-2 1-1
74-75	2-2	1-1 1-1
75-76	1-3	1-1 0-2
76-77	4-0	2-0 2-0
77-78	0-4	0-2 0-2
78-79	2-1	1-0 1-1
79-80	1-1	0-1 1-0
80-81	1-1	1-0 0-1
81-82	2-0	1-0 1-0
82-83	1-1	1-0 0-1
83-84	0-2	0-1 0-1
84-85	1-1	1-0 0-1
85-86	1-1	1-0 0-1
86-87	0-2	0-1 0-1
87-88	1-1	1-0 0-1
88-89	1-1	1-0 0-1
89-90	0-2	0-1 0-1
90-91	0-2	0-1 0-1
91-92	1-1	1-0 0-1
92-93	0-2	0-1 0-1
93-94	0-2	0-1 0-1
94-95	0-2	0-1 0-1
95-96	2-0	1-0 1-0
96-97	0-2	0-1 0-1
97-98	1-1	1-0 0-1
98-99	1-0	1-0 0-0
99-00	1-1	1-0 0-1
00-01	1-1	1-0 0-1
01-02	1-1	1-0 0-1
02-03	1-1	1-0 0-1
03-04	1-1	1-0 0-1
04-05	2-0	1-0 1-0
05-06	1-1	0-1 1-0
06-07	1-1	1-0 0-1
07-08	2-0	1-0 1-0
08-09	1-1	0-1 1-0
09-10	2-0	1-0 1-0
10-11	1-1	0-1 1-0
11-12	0-2	0-1 0-1
12-13	1-1	1-0 0-1
13-14	1-1	0-1 1-0
14-15	2-0	1-0 1-0
15-16	2-0	1-0 1-0
16-17	0-2	0-1 0-1
17-18	1-1	1-0 0-1
18-19	2-0	1-0 1-0
19-20	1-1	0-1 1-0
20-21	1-1	1-0 0-1
21-22	0-2	0-1 0-1
22-23	1-1	1-0 0-1

# OKLAHOMA CITY THUNDER



208 Thunder Drive  
Oklahoma City, OK 73102  
**Phone:** (405) 208-4800  
**Website:** okcthunder.com  
**X/Instagram:** @okcthunder

**COLORS:**



**HOME COURT (CAPACITY):** Paycom Center (18,203) - opened 2002

**FOUNDED:** 1967-68, Seattle SuperSonics, 2008-09 Oklahoma City Thunder

**HEAD COACH:** Mark Daigneault (College - Connecticut)  
**ASSISTANT COACHES:**  
Dave Bliss (College - Cornell)  
Mike Wilks (College - Rice)  
David Akinyooye (College - Adelphi)  
Grant Gibbs (College - Creighton University)  
Chip Engelland (College - Duke)  
Eric Maynor (College - VCU)  
**ASSISTANT COACH/PROGRAM DEVELOPMENT COACHES:** Connor Johnson (College - Amherst College)  
**VICE PRESIDENT OF HUMAN & PLAYER PERFORMANCE:** Donnie Strack, DPT, ATC (College - Regis)  
**SENIOR ATHLETIC PERFORMANCE COACH:** Andrew Paul (College - Missouri)  
**CHAIRMAN:** Clay Bennett  
**EXECUTIVE VICE PRESIDENT & GENERAL MANAGER:** Sam Presti  
**VICE PRESIDENT OF BASKETBALL OPERATIONS:** Rob Hennigan  
**EVP/CHIEF ADMINISTRATIVE OFFICER:** Danny Barth  
**VICE PRESIDENT OF LOGISTICS & ENGAGEMENT:** Marc St Yves  
**VICE PRESIDENT OF BASKETBALL COMMUNICATIONS & ENGAGEMENT:** Matt Tumbleson  
**SENIOR BASKETBALL COMMUNICATIONS LEADS:** John Read, Laila Wani  
**BASKETBALL COMMUNICATIONS COORDINATOR:** Cole Terlip  
**RADIO:** WWLS (98.1 FM/640 AM), Matt Pinto  
**SPANISH RADIO:** WKY (930 AM), Eleno Ornales  
**TV:** Bally Sports Oklahoma (cable), Chris Fisher, Michael Cage, Nick "Sparky" Gallo, Paris Lawson

**NBA TITLES WON:** 1, 1978-79  
**ALL-TIME NBA REGULAR SEASON RECORD:** 2413-2111 (.533)  
**2022-23 RECORD:** 40-42 (5th in Northwest)  
**2022-23 PLAYOFF RESULTS:** Did not qualify  
**ALL-TIME SERIES (56 YEARS)**

	OVERALL	HOME	ROAD
Sac-Era	63-92	40-38	23-54
All-Time	99-149	61-62	37-85

**CURRENT STREAKS**

	OVERALL	HOME	ROAD
Kings	W6	W5	W3

**2023-24 SERIES SCHEDULE**

DATE	SITE	TIME (PST)
11/10	Golden 1 Center	7:00 p.m.
12/14	Golden 1 Center	7:00 p.m.
2/11	Paycom Center	12:00 p.m.
4/9	Paycom Center	5:00 p.m.

**2022-23 VS. THUNDER (3-0)**

DATE	SITE	RESULT
1/20	Golden 1 Center	W, 118-113
2/26	Paycom Center	W, 124-115
2/28	Paycom Center	W, 123-117

**SERIES FACTS**  
Last Home Win: 1/20/23 (118-113)  
Last Road Win: 2/28/23 (123-117)  
Last Home Loss: 1/29/20 (100-120)  
Last Road Loss: 11/12/21 (103-105)  
Biggest Win: 33 (118-85) vs. Sea., 2/18/00  
Biggest Loss: 35 (75-110) vs. Sea., 12/20/90

**2022-2023 SEASON SERIES (3-0) SACRAMENTO KINGS VS. OKLAHOMA CITY**

PLAYER	G-GS	MIN	FG-FGA	PCT	3FG-A	PCT	FT-FTA	PCT	OFF	DEF	TOT	AST	PF-DQ	STL	TO	BLK	PTS	AVG
Fox	2-2	75	21-42	.500	5-15	.333	11-19	.579	1	6	7	10	6-0	2	3	0	58	29.0
Murray	3-3	105	22-37	.595	12-23	.522	6-6	1.000	8	22	30	7	4-0	4	2	0	62	20.7
Sabonis	3-3	107	19-27	.704	1-2	.500	15-19	.789	8	34	42	31	10-0	0	14	1	54	18.0
Barnes	3-3	109	15-30	.500	6-14	.429	13-14	.929	4	15	19	9	3-0	0	4	2	49	16.3
Huerter	3-3	88	17-36	.472	4-17	.235	2-2	1.000	3	9	12	12	7-0	1	9	1	40	13.3
Lyles	3-0	52	10-24	.417	5-14	.357	7-11	.636	5	11	16	3	4-0	1	3	1	32	10.7
Monk	3-0	51	7-16	.438	5-13	.385	5-5	1.000	1	8	9	9	8-0	0	9	1	24	8.0
Mitchell	3-1	58	9-17	.529	4-10	.400	0-0	---	0	3	3	6	6-0	2	2	1	22	7.3
Metu	3-0	34	6-10	.600	0-1	.000	2-4	.500	4	6	10	3	6-0	1	1	0	14	4.7
Dellavedova	1-0	14	1-4	.250	1-3	.333	1-2	.500	0	0	0	1	2-0	0	2	0	4	4.0
Davis	2-0	23	2-9	.222	2-9	.222	0-0	---	0	4	4	0	2-0	0	3	0	6	3.0
Dozier	1-0	1	0-1	.000	0-1	.000	0-0	---	0	0	0	0	0-0	0	0	0	0	0.0
Holmes	1-0	2	0-0	---	0-0	---	0-0	---	0	0	0	0	1-0	0	1	0	0	0.0
Okpala	1-0	2	0-1	.000	0-1	.000	0-0	---	0	0	0	0	0-0	0	0	0	0	0.0
KINGS	3	720	129-254	.508	45-123	.366	62-82	.756	34	118	152	91	59-0	11	55	7	365	121.7
THUNDER	3	720	129-277	.466	43-115	.374	44-58	.759	29	86	115	73	62-1	23	33	2	345	115.0

**2022-2023 SEASON SERIES (0-3) OKLAHOMA CITY THUNDER VS. SACRAMENTO**

PLAYER	G-GS	MIN	FG-FGA	PCT	3FG-A	PCT	FT-FTA	PCT	OFF	DEF	TOT	AST	PF-DQ	STL	TO	BLK	PTS	AVG
Gilgeous-Alexander	1-1	38	16-23	.696	2-3	.667	3-4	.750	1	0	1	7	0-0	2	0	0	37	37.0
Jal. Williams	3-3	96	21-37	.568	3-8	.375	10-11	.909	1	7	8	14	10-0	6	5	0	55	18.3
Joe	3-2	79	16-29	.552	13-24	.542	8-11	.727	1	7	8	4	6-0	2	2	0	53	17.7
Dort	3-3	88	16-44	.364	9-19	.474	3-3	1.000	4	7	11	5	10-1	1	3	0	44	14.7
Giddey	3-3	81	19-33	.576	2-5	.400	1-4	.250	7	16	23	15	4-0	1	7	2	41	13.7
Saric (TOT)	2-0	36	7-12	.583	2-7	.286	7-7	1.000	1	8	9	2	2-0	0	4	0	23	11.5
Saric (OKC)	2-0	36	7-12	.583	2-7	.286	7-7	1.000	1	8	9	2	2-0	0	4	0	23	11.5
Wiggins	2-0	53	7-16	.438	3-7	.429	0-0	---	4	4	8	6	2-0	2	1	0	17	8.5
K. Williams	3-0	75	9-25	.360	1-11	.091	2-7	.286	5	10	15	5	10-0	7	6	0	21	7.0
Robinson-Earl	2-0	41	3-12	.250	2-9	.222	4-4	1.000	2	3	5	2	3-0	0	0	0	12	6.0
Waters	2-0	24	4-7	.571	3-6	.500	1-1	1.000	0	7	7	1	3-0	2	0	0	12	6.0
Jay. Williams	3-3	56	6-17	.353	1-6	.167	2-3	.667	1	11	12	4	6-0	0	2	0	15	5.0
Mann	3-0	42	4-17	.235	1-5	.200	3-3	1.000	2	4	6	8	5-0	0	2	0	12	4.0
Muscala	1-0	11	1-5	.200	1-5	.200	0-0	---	0	2	2	0	1-0	0	1	0	3	3.0
THUNDER	3	720	129-277	.466	43-115	.374	44-58	.759	29	86	115	73	62-1	23	33	2	345	115.0
KINGS	3	720	129-254	.508	45-123	.366	62-82	.756	34	118	152	91	59-0	11	55	7	365	121.7

# OKLAHOMA CITY THUNDER



NATE McMILLAN

## KINGS VS THUNDER

DATE	W/L	H/A	SCORE	+/-	DATE	W/L	H/A	SCORE	+/-	DATE	W/L	H/A	SCORE	+/-
Seattle					11/28/97	L	A	96-113	-17	2/9/12	W	H	106-101	+5
11/9/85	W	H	98-93	+5	12/26/97	L	H	95-111	-16	4/13/12	L	A	89-115	-26
11/18/86	W	H	98-96 <sup>OT</sup>	+2	1/26/98	W	H	111-92	+19	4/20/12	L	H	92-103	-11
2/6/86	W	H	115-106	+9	2/23/98	L	A	83-109	-26	4/24/12	L	A	110-118	-8
2/25/86	W	A	102-100	+2	3/23/98	L	A	83-109	-26					
3/27/86	W	A	103-101	+2						12/14/12	L	A	103-113	-13
					2/17/99	W	A	109-106 <sup>OT</sup>	+3	1/25/13	L	H	95-105	-10
11/1/86	L	A	103-114	-11	3/1/99	L	H	102-105 <sup>OT</sup>	-3	4/15/13	L	A	95-104	-9
11/18/86	L	A	105-119	-14	4/6/99	W	A	112-106 <sup>OT</sup>	+6					
1/17/87	W	H	125-115	+10	4/15/99	L	H	98-99 <sup>OT</sup>	-1	12/3/13	L	H	95-97	-2
3/15/87	W	H	107-106	+1					1/19/14	L	A	93-108	-15	
3/31/87	L	A	129-132	-3	12/29/99	W	A	113-104	+9	3/28/14	L	A	81-94	-13
					2/18/00	W	H	118-85	+33	4/8/14	L	H	92-107	-15
12/17/87	L	A	109-114	-5	3/31/00	L	A	108-123	-15					
1/10/88	W	H	109-108	+1	4/18/00	L	H	112-119 <sup>OT</sup>	-7	11/9/14	L	A	93-101	-8
1/26/88	L	H	100-116	-16					12/16/14	L	H	92-104	-12	
2/26/88	L	A	130-133	-3	11/25/00	W	H	125-101	+24	1/7/15	W	H	104-83	+21
3/9/88	L	H	97-106	-9	12/20/00	L	A	85-89	-4	4/10/15	L	A	103-116	-13
					12/23/00	W	H	97-92	+5					
11/8/88	L	H	75-97	-22	1/21/01	L	A	107-109	-2	12/6/15	L	A	95-98	-3
12/17/88	L	A	111-141	-30					1/4/16	W	A	116-104	+12	
1/5/89	L	A	106-120	-14	10/30/01	W	H	101-95	+6	2/29/16	L	H	116-131	-15
1/14/89	L	H	93-102	-9	12/19/01	L	A	92-104	-12	4/9/16	W	H	114-112	+2
2/25/89	W	A	97-94	+3	1/31/02	W	A	99-95	+4					
2/27/89	L	H	107-116	-9	2/17/02	L	H	116-126	-10	11/23/16	W	H	116-101	+15
									1/15/17	L	H	118-122	-4	
11/4/89	W	H	107-100	+7	11/15/02	L	A	97-111	-14	3/18/17	L	A	94-110	-16
2/23/90	L	A	85-97	-12	1/30/03	W	A	95-77	+18					
4/9/90	W	A	106-105	+1	2/14/03	W	H	110-81	+29	11/7/17	W	H	94-86	+8
4/19/90	L	H	118-130 <sup>OT</sup>	-12	4/8/03	W	H	107-85	+22	1/15/18	L	A	88-95	-13
									2/22/18	L	H	107-110	-3	
12/20/90	L	H	75-110	-35	1/4/04	W	H	130-99	+31	3/12/18	L	A	101-106	-5
12/22/90	L	A	93-121	-28	1/7/04	L	A	93-104	-11					
1/12/90	W	H	101-85	+16	1/31/04	W	A	110-103	+7	10/21/18	W	A	131-120	+11
3/2/91	L	A	106-120	-14	2/3/04	W	H	117-101	+16	11/19/18	W	H	117-113	+4
4/3/91	L	A	91-106	-15					12/19/18	L	H	113-132	-19	
					11/10/04	L	A	78-108	-30	2/23/19	W	A	119-116	+3
11/5/91	L	A	87-98	-11	2/1/05	L	H	101-106	-5					
12/26/91	L	H	106-115 <sup>OT</sup>	-9	2/10/05	L	A	107-115	-8	12/11/19	W	H	94-93	+1
2/29/92	W	H	115-110	+4	4/5/05	W	H	122-101	+21	1/29/20	L	H	100-120	-20
4/2/92	L	H	103-111	-8					2/27/20	L	A	108-112	-4	
4/17/92	L	A	106-130	-24	11/20/05	L	A	104-106	-2					
					12/10/05	W	A	123-104	+19	5/4/21	W	A	103-99	+4
11/14/92	L	A	117-133	-16	3/21/06	W	H	105-96	+9	5/9/21	W	H	126-98	+28
11/23/92	W	H	103-99	+4	4/18/06	W	H	111-105	+6	5/11/21	W	H	122-106	+16
2/26/93	L	H	120-141	-21										
3/18/93	L	A	111-131	-20	11/24/06	W	A	109-100	+9	11/12/21	L	A	103-105	-2
4/9/93	L	A	97-111	-14	2/10/07	W	A	114-93	+21	12/28/21	W	H	117-111	+6
					2/11/07	L	H	103-114	-11	2/5/22	W	H	113-103	+10
11/24/93	L	H	93-120	-27					2/28/22	W	A	131-110	+21	
1/7/94	L	A	93-102	-9	11/6/07	W	H	104-98	+6					
1/19/94	L	H	95-114	-19	1/27/08	W	A	103-101	+2	1/20/23	W	H	118-113	+5
3/5/94	L	A	98-114	-16	2/6/08	L	H	92-105	-13	2/26/23	W	A	124-115	+9
3/6/94	L	H	85-102	-17	3/30/08	W	A	120-107	+13	2/28/23	W	A	123-117	+6
11/9/94	W	A	108-100	+8	Oklahoma City									
12/8/94	W	H	103-91	+12	2/1/09	W	H	112-118 <sup>OT</sup>	+4					
12/26/94	L	A	103-123	-20	2/8/09	L	A	113-116	-3					
3/31/95	L	A	95-120	-25	3/10/09	L	H	98-99	-1					
4/21/95	W	H	105-97	+8										
					10/28/09	L	A	89-102	-13					
12/8/95	L	H	103-120	-17	11/10/09	W	H	101-98	+3					
2/24/96	L	A	91-104	-13	3/2/10	L	A	107-113	-6					
3/24/96	L	H	110-112	-2	3/7/10	L	H	102-108	-6					
4/10/96	L	A	89-108	-19										
					12/17/10	L	A	87-102	-15					
11/11/96	L	H	94-110	-16	2/12/11	L	H	97-99	-2					
11/16/96	L	A	96-108	-12	2/15/11	L	A	96-126	-30					
3/22/97	L	A	99-113	-14	4/11/11	L	H	112-120	-8					
4/6/97	W	H	113-101	+12										

	OVR	HM	RD	NTL
67-68	6-1	3-0	2-0	1-1
68-69	3-3	2-0	1-2	0-1
69-70	1-5	1-2	0-3	
70-71	1-4	1-2	0-2	
71-72	0-5	0-2	0-3	
72-73	4-2	2-1	2-1	
73-74	2-4	1-2	1-2	
74-75	1-3	0-2	1-1	
75-76	2-3	1-2	1-1	
76-77	1-3	1-1	0-2	
77-78	1-3	0-2	1-1	
78-79	2-2	2-0	0-2	
79-80	3-3	2-1	1-2	
80-81	2-3	1-1	1-2	
81-82	2-3	1-2	1-1	
82-83	1-4	1-1	0-3	
83-84	1-4	0-3	1-1	
84-85	3-2	2-0	1-2	
85-86	5-0	3-0	2-0	
86-87	2-3	2-0	0-3	
87-88	1-4	1-2	0-2	
88-89	1-5	0-3	1-2	
89-90	2-2	1-1	1-1	
90-91	1-4	1-1	0-3	
91-92	1-4	1-2	0-2	
92-93	1-4	1-1	0-3	
93-94	0-5	0-3	0-2	
94-95	3-2	2-0	1-2	
95-96	0-4	0-2	0-2	
96-97	1-3	1-1	0-2	
97-98	1-3	1-1	0-2	
98-99	2-2	0-2	2-0	
99-00	2-2	1-1	1-1	
00-01	2-2	2-0	0-2	
01-02	2-2	1-1	1-1	
02-03	3-1	2-0	1-1	
03-04	3-1	2-0	1-1	
04-05	1-3	1-1	0-2	
05-06	3-1	2-0	1-1	
06-07	2-1	0-1	2-0	
07-08	3-1	1-1	2-0	
08-09	1-2	1-1	0-1	
09-10	1-3	1-1	0-2	
10-11	0-4	0-2	0-2	
11-12	1-3	1-1	0-2	
12-13	0-3	0-1	0-2	
13-14	0-4	0-2	0-2	
14-15	1-3	1-1	0-2	
15-16	2-2	1-1	1-1	
16-17	1-2	1-1	0-1	
17-18	1-3	1-1	0-2	
18-19	3-1	1-1	2-0	
19-20	1-2	1-1	0-1	
20-21	3-0	2-0	1-0	
21-22	3-1	2-0	1-1	
22-23	3-0	1-0	2-0	




# ORLANDO MAGIC



400 W. Church St. Suite 250  
Orlando, FL 32801  
**Phone:** (407) 916-2400  
**Ticket Info:** (407) 896-2442  
**Website:** Orlandomagic.com;  
**X/Instagram:** @orlandomagic  
**PR X:** Magic\_PR

## COLORS:



## HOME COURT (CAPACITY):

Amway Center (18,846) - opened 1989

**FOUNDED:** 1989-90 expansion team,  
Orlando Magic

## HEAD COACH:

Jamahl Mosley (College - Colorado)

## ASSISTANT COACHES:

Jesse Mermuys (College - Arizona)  
Dale Osbourne (College - South Alabama)  
Bret Brielmaier (College - Arizona)  
Lionel Chalmers (College - Xavier [OH])

## HIGH PERFORMANCE DIRECTOR:

Arnie Kander (College - Wayne State)

## HEAD ATHLETIC TRAINER:

Ernest Eugene (College - East Tennessee)

## HEAD STRENGTH AND CONDITIONING COACH:

Todor Pandov (College - Western Kentucky)

## CHAIRMAN/GOVERNOR:

Dan DeVos

## BOARD OF DIRECTORS:

Dick DeVos, Doug DeVos,  
Ryan DeVos, Cole DeVos

## CHIEF EXECUTIVE OFFICER/ALTERNATE GOVERNOR:

Alex Martins

## ALTERNATE GOVERNOR/SENIOR VICE PRESIDENT,

**TREASURER AND SECRETARY:** Bob Schierbeek

## PRESIDENT OF BASKETBALL OPERATIONS:

Jeff Weltman

## GENERAL MANAGER:

Anthony Parker

## EXECUTIVE VP OF BASKETBALL OPERATIONS:

Pete D'Alessandro

## ASSISTANT GENERAL MANAGER:

David Bencs

## CHIEF COMMUNICATIONS OFFICER:

Joel Glass

## VP OF COMMUNICATIONS AND ALUMNI RELATIONS:

George Galante

## SENIOR DIRECTOR OF COMMUNICATIONS:

Trish Wingerson

## COMMUNICATIONS SPECIALIST:

Louis Axen

## RADIO:

FM 96.9 The Game (FM 96.9), Jake Chapman

## TV:

Bally Sports Florida (cable) David Steele, Jeff

Turner, Dante Marchitelli, Kendra Douglas

## NBA TITLES WON:

None

## ALL-TIME NBA REGULAR SEASON RECORD:

1268-1453 (.468)

## 2022-23 RECORD:

34-48 (4th in Southeast)

## 2022-23 PLAYOFF RESULTS:

Did not qualify

## ALL-TIME SERIES (34 YEARS)

	OVERALL	HOME	ROAD
Sac-Era	38-30	22-12	16-18
All-Time	38-30	22-12	16-18

## CURRENT STREAKS

	OVERALL	HOME	ROAD
Kings	W4	W2	W3

## 2023-24 SERIES SCHEDULE

DATE	SITE	TIME (PT)
1/3	Golden 1 Center	7:00 p.m.
3/23	Amway Center	4:00 p.m.

## 2022-23 VS. MAGIC (2-0)

DATE	SITE	RESULT
11/5	Amway Center	W, 126-123 <sup>OT</sup>
1/9	Golden 1 Center	W, 136-111

## SERIES FACTS

Last Home Win: 1/9/23 (136-111)  
Last Road Win: 11/5/22 (126-123<sup>OT</sup>)  
Last Home Loss: 2/12/21 (112-123)  
Last Road Loss: 8/2/20 (116-132)  
Biggest Win: 30 (122-92) vs. Orl., 11/21/03  
Biggest Loss: 32 (107-139) vs. Orl., 1/13/09

## 2022-2023 SEASON SERIES (2-0) SACRAMENTO KINGS VS. ORLANDO

PLAYER	G-GS	MIN	FG-FGA	PCT	3FG-A	PCT	FT-FTA	PCT	OFF	DEF	TOT	AST	PF-DQ	STL	TO	BLK	PTS	AVG
Fox	2-2	69	19-38	.500	3-14	.214	7-7	1.000	1	6	7	12	4-0	1	6	0	48	24.0
Barnes	2-2	66	15-23	.652	7-11	.636	2-3	.667	2	4	6	2	2-0	1	2	0	39	19.5
Sabonis	2-2	70	15-26	.577	1-2	.500	6-14	.429	4	17	21	14	4-0	1	5	1	37	18.5
Lyles	2-0	46	9-18	.500	7-12	.583	4-5	.800	0	8	8	4	3-0	0	2	1	29	14.5
Monk	2-0	55	11-21	.524	3-11	.273	4-4	1.000	1	7	8	11	5-0	0	2	1	29	14.5
Huerter	2-2	54	8-19	.421	7-14	.500	0-2	.000	0	4	4	6	6-0	1	3	1	23	11.5
Murray	2-2	51	6-13	.462	6-10	.600	0-0	---	1	4	5	3	3-0	2	1	0	18	9.0
Metu	2-0	25	7-10	.700	0-0	---	3-3	1.000	3	9	12	3	3-0	0	1	0	17	8.5
Okpala	1-0	11	2-4	.500	1-3	.333	0-0	---	1	0	1	1	1-0	0	0	0	5	5.0
Davis	2-0	15	3-9	.333	1-4	.250	0-0	---	1	2	3	4	1-0	2	1	1	7	3.5
Dellavedova	1-0	5	1-1	1.000	1-1	1.000	0-0	---	0	0	0	1	0-0	0	0	0	3	3.0
Mitchell	2-0	28	2-5	.400	1-3	.333	0-0	---	1	4	5	2	3-0	1	2	0	5	2.5
Holmes	2-0	7	1-2	.500	0-0	---	0-0	---	2	1	3	0	1-0	0	0	0	2	1.0
Dozier	1-0	5	0-1	.000	0-1	.000	0-0	---	0	1	1	0	0-0	0	0	0	0	0.0
KINGS	2	505	99-190	.521	38-86	.442	26-38	.684	17	67	84	63	36-0	9	25	5	262	131.0
MAGIC	2	505	91-182	.500	18-67	.269	34-40	.850	16	73	89	51	44-1	15	31	11	234	117.0

## 2022-2023 SEASON SERIES (0-2) ORLANDO MAGIC VS. SACRAMENTO

PLAYER	G-GS	MIN	FG-FGA	PCT	3FG-A	PCT	FT-FTA	PCT	OFF	DEF	TOT	AST	PF-DQ	STL	TO	BLK	PTS	AVG
Banchero	2-2	72	19-37	.514	2-10	.200	10-13	.769	1	23	24	8	2-0	3	2	1	50	25.0
F. Wagner	2-2	70	20-34	.588	3-10	.300	4-5	.800	0	5	5	7	7-0	3	3	0	47	23.5
Bol	1-1	37	10-11	.909	2-3	.667	1-1	1.000	1	6	7	2	5-0	0	0	0	23	23.0
Carter	2-2	66	12-21	.571	3-7	.429	5-6	.833	2	14	16	9	9-1	1	6	3	32	16.0
Fultz	1-1	28	8-10	.800	0-0	---	0-0	---	1	1	2	5	1-0	0	2	1	16	16.0
M. Wagner	1-0	18	4-7	.571	3-6	.500	1-2	.500	1	5	6	2	5-0	1	2	0	12	12.0
Suggs	2-1	59	6-16	.375	2-10	.200	6-6	1.000	3	2	5	11	5-0	1	8	1	20	10.0
Anthony	1-0	29	3-13	.231	0-5	.000	2-2	1.000	1	6	7	3	3-0	1	1	1	8	8.0
G. Harris	1-1	24	3-6	.500	2-4	.500	0-0	---	1	1	2	1	2-0	2	2	0	8	8.0
Hampton	1-0	17	2-6	.333	0-1	.000	1-1	1.000	1	1	2	1	1-0	0	1	0	5	5.0
K. Harris	1-0	16	1-4	.250	0-2	.000	2-2	1.000	1	2	3	0	1-0	0	0	0	4	4.0
Okeke	1-0	23	2-6	.333	0-3	.000	0-0	---	2	4	6	0	1-0	2	1	2	4	4.0
Bamba	1-0	10	0-4	.000	0-3	.000	2-2	1.000	0	0	0	0	1-0	0	0	2	2	2.0
Ross	2-0	29	1-5	.200	1-2	.500	0-0	---	0	2	2	1	1-0	1	2	0	3	1.5
Houstan	1-0	7	0-2	.000	0-1	.000	0-0	---	1	1	2	1	0-0	0	0	0	0	0.0
Schofield	1-0	3	0-0	---	0-0	---	0-0	---	0	0	0	0	0-0	0	0	0	0	0.0
MAGIC	2	505	91-182	.500	18-67	.269	34-40	.850	16	73	89	51	44-1	15	31	11	234	117.0
KINGS	2	505	99-190	.521	38-86	.442	26-38	.684	17	67	84	63	36-0	9	25	5	262	131.0



SHAQUILLE O'NEAL

## KINGS VS MAGIC

DATE	W/L	H/A	SCORE	+/-	DATE	W/L	H/A	SCORE	+/-
11/21/89	L	H	113-115	-2	12/4/06	L	H	89-92	-3
3/1/90	W	A	114-100	+14	3/17/07	W	A	95-83	+12
12/15/90	W	H	117-108	+9	1/8/08	W	H	104-100	+4
1/7/91	L	A	83-111	-28	2/24/08	L	A	93-112	-19
2/24/91	L	A	90-120	-30	11/1/08	L	A	103-121	-18
4/11/91	W	H	104-96	+8	1/13/09	L	H	107-139	-32
11/23/91	W	A	95-93	+2	1/12/10	L	H	88-109	-21
12/12/91	W	H	106-100	+6	1/22/10	L	A	84-100	-16
12/17/92	L	A	91-112	-21	2/23/11	W	A	111-105	+6
2/1/93	L	H	115-119	-4	3/9/11	L	H	102-106	-4
12/19/93	L	H	91-97	-6	1/8/12	L	H	97-104	-7
12/27/94	L	A	110-122	-12	12/7/12	W	H	91-82	+9
11/30/94	L	A	107-114	-7	2/27/13	W	A	125-101	+24
3/28/95	W	H	117-106	+11	12/21/13	W	A	105-100	+5
12/2/95	W	H	109-106	+3	1/10/14	W	H	103-83	+20
2/6/96	L	A	102-112	-10	12/6/14	L	H	96-105	-9
12/8/96	W	H	91-84	+7	3/6/15	L	A	114-119	-5
3/25/97	L	A	103-114	-11	11/21/15	W	A	97-91	+6
11/12/97	W	A	115-89	+26	3/11/16	L	H	100-107	-7
1/14/98	W	H	108-96	+12	11/3/16	L	A	94-102	-8
2/22/99	L	A	96-107	-11	3/13/17	W	H	120-115	+5
11/30/99	W	A	111-102	+9	1/23/18	W	A	105-99	+6
1/20/00	W	H	111-103	+8	3/9/18	W	H	94-88	+6
11/14/00	W	H	96-82	+14	10/30/18	W	A	107-99	+8
3/13/01	W	A	114-108 <sup>OT</sup>	+6	1/7/19	W	H	111-95	+16
11/9/01	L	A	105-115	-10	1/13/20	L	H	112-114	-2
12/11/01	W	A	112-100	+12	8/2/20	L	A	116-132	-16
11/5/02	L	A	121-125	-4	1/27/21	W	A	121-107	+14
11/17/02	W	H	101-99	+2	2/12/21	L	H	112-123	-11
11/21/03	W	H	122-92	+30	12/8/21	W	H	142-130	+12
3/7/04	W	A	107-90	+17	3/26/22	W	A	114-110 <sup>OT</sup>	+4
3/2/05	L	A	114-111	-3	11/5/22	W	A	126-123 <sup>OT</sup>	+3
3/15/05	W	H	105-94	+11	1/9/23	W	H	136-111	+25
1/15/06	W	H	104-100	+4					
1/21/06	L	A	78-83 <sup>OT</sup>	-10					

## OVR HM RD


89-90	1-1	0-1	1-0
90-91	2-2	2-0	0-2
91-92	2-0	1-0	1-0
92-93	0-2	0-1	0-1
93-94	0-2	0-1	0-1
94-95	1-1	1-0	0-1
95-96	1-1	1-0	0-1
96-97	1-1	1-0	0-1
97-98	2-0	1-0	1-0
98-99	0-1	0-0	0-1
99-00	2-0	1-0	1-0
00-01	2-0	1-0	1-0
01-02	1-1	1-0	0-1
02-03	1-1	1-0	0-1
03-04	2-0	1-0	1-0
04-05	1-1	1-0	0-1
05-06	1-1	1-0	0-1
06-07	1-1	1-0	0-1
07-08	1-1	1-0	0-1
08-09	0-2	0-1	0-1
09-10	0-2	0-1	0-1
10-11	1-1	0-1	1-0
11-12	0-1	0-1	0-0
12-13	2-0	1-0	1-0
13-14	2-0	1-0	1-0
14-15	0-2	0-1	0-1
15-16	1-1	0-1	1-0
16-17	1-1	1-0	0-1
17-18	2-0	1-0	1-0
18-19	2-0	1-0	1-0
19-20	0-2	0-1	0-1
20-21	1-1	0-1	1-0
21-22	1-1	0-1	1-0
22-23	2-0	1-0	1-0

# PHILADELPHIA 76ERS



Penn Medicine 76ers Training Complex  
3 Banner Way  
Camden, NJ 08103  
**Phone:** (215) 339-7600  
**Ticket Information:** (215) 339 7676  
**Website:** Sixers.com  
**X/Instagram:** @sixers;  
**X Twitter:** @SixersStats

**COLORS:**



**HOME COURT (CAPACITY):**

Wells Fargo Center (20,007) - opened 1996

**FOUNDED:** 1949-50, Syracuse Nationals;  
1963-64, Philadelphia 76ers

**HEAD COACH:**

Nick Nurse (College - Northern Iowa)

**ASSISTANT COACHES:**

Bryan Gates (College - Boise State)  
Bobby Jackson (College - Minnesota)  
Rico Hines (College - UCLA)  
Matt Brase (College - Arizona)  
Coby Karl (College - Boise State)  
Mike Longbardi (College - Frostburg State)  
Doug West (College - Villanova)

**SKILL DEVELOPMENT COACHES:** Dwayne Jones, Tyler Lashbrook, Jason Love, Spencer Rivers, TJ DiLeo, Reggie Redding

**VICE PRESIDENT, ATHLETE CARE:** Simon Rice (College - La Trobe University)

**HEAD ATHLETIC TRAINER & MEDICAL SERVICES**

**DIRECTOR:** Kevin Johnson (College - Indiana State)

**MANAGING PARTNER:** Josh Harris

**CO-MANAGING PARTNER:** David Blitzer

**CHIEF EXECUTIVE OFFICER:** Tad Brown

**PRESIDENT, BASKETBALL OPERATIONS:** Daryl Morey

**GENERAL MANAGER:** Elton Brand

**PUBLIC RELATIONS:** Dave Sholler, Molly McEndy, Rob King, Brandon Chinn, Erik Chambliss, Will Abbamont

**RADIO:** The Fanatic (97.5 FM), Tom McGinnis

**TV:** NBC Sports Philadelphia (cable), NBC Sports Philadelphia+, Kate Scott, Alaa Abdelnaby

**NBA TITLES WON:** 3, 1954-55, 1966-67, 1982-83

**ALL-TIME NBA REGULAR SEASON RECORD:**  
3054-2805 (.521)

**2022-23 RECORD:** 54-28 (2nd in Atlantic)

**2021-22 PLAYOFF RESULTS:** Lost 3-4 to Boston in the Eastern Conference Semifinals

**ALL-TIME SERIES (75 YEARS)**

	OVERALL	HOME	ROAD
Sac-Era	33-41	20-16	13-25
All-Time	128-172	73-62	41-93

**CURRENT STREAKS**

	OVERALL	HOME	ROAD
Kings	L9	L4	L5

**2023-24 SERIES SCHEDULE**

DATE	SITE	TIME (PT)
1/12	Wells Fargo Arena	4:00 p.m.
3/25	Golden 1 Center	7:00 p.m.

**2022-23 VS. 76ERS (0-2)**

DATE	SITE	RESULT
12/13	Wells Fargo Center	L, 103-123
1/21	Golden 1 Center	L, 127-129

**SERIES FACTS**

Last Home Win: 2/2/19 (115-108)  
Last Road Win: 2/10/16 (114-100)  
Last Home Loss: 1/21/23 (127-129)  
Last Road Loss: 12/13/22 (103-123)  
Biggest Win: 56 (154-98) vs. Phil., 1/2/93  
Biggest Loss: 37 (87-124) @ Syracuse, 11/16/60

**2022-2023 SEASON SERIES (0-2) SACRAMENTO KINGS VS. PHILADELPHIA**

PLAYER	G-GS	MIN	FG-FGA	PCT	3FG-A	PCT	FT-FTA	PCT	OFF	DEF	TOT	AST	PF-DQ	STL	TO	BLK	PTS	AVG
Fox	2-2	68	16-34	.471	1-9	.111	11-14	.786	0	8	8	10	4-0	3	4	0	44	22.0
Barnes	2-2	69	12-25	.480	7-15	.467	7-9	.778	2	10	12	3	3-0	1	1	0	38	19.0
Sabonis	2-2	67	15-20	.750	0-1	.000	8-11	.727	5	14	19	15	7-0	0	5	0	38	19.0
Huerter	2-2	55	11-20	.550	3-9	.333	2-2	1.000	1	2	3	4	5-0	4	4	0	27	13.5
Monk	2-0	44	7-20	.350	2-10	.200	9-9	1.000	0	5	5	7	3-0	2	2	2	25	12.5
Davis	1-0	14	5-8	.625	2-5	.400	0-0	---	2	0	2	1	2-0	0	3	1	12	12.0
Murray	2-2	62	5-14	.357	4-12	.333	2-2	1.000	1	5	6	2	5-0	1	1	2	16	8.0
Holmes	2-0	12	5-6	.833	1-1	1.000	0-0	---	1	3	4	0	0-0	0	0	2	11	5.5
Metu	2-0	14	3-8	.375	1-3	.333	0-0	---	2	2	4	0	1-0	0	2	0	7	3.5
Mitchell	2-0	30	2-12	.167	1-5	.200	0-0	---	1	2	3	5	3-0	0	2	2	5	2.5
Lyles	2-0	29	2-7	.286	0-3	.000	0-2	.000	1	6	7	0	2-0	0	0	0	4	2.0
Okpala	2-0	8	1-1	1.000	1-1	1.000	0-0	---	0	2	2	0	3-0	0	1	0	3	1.5
Ellis	1-0	6	0-1	.000	0-1	.000	0-0	---	0	1	1	1	1-0	0	0	0	0	0.0
Len	1-0	0	0-0	---	0-0	---	0-0	---	0	0	0	0	0-0	0	0	0	0	0.0
Queta	1-0	2	0-0	---	0-0	---	0-0	---	1	0	1	1	3-0	0	0	0	0	0.0
KINGS	2	480	84-176	.477	23-75	.307	39-49	.796	17	60	77	49	42-0	11	26	9	230	115.0
76ERS	2	480	92-177	.520	28-63	.444	40-50	.800	20	68	88	61	47-1	14	27	7	252	126.0

**2022-2023 SEASON SERIES (2-0) PHILADELPHIA 76ERS VS. SACRAMENTO**

PLAYER	G-GS	MIN	FG-FGA	PCT	3FG-A	PCT	FT-FTA	PCT	OFF	DEF	TOT	AST	PF-DQ	STL	TO	BLK	PTS	AVG
Maxey	1-1	41	12-29	.414	2-8	.250	6-6	1.000	0	3	3	6	2-0	0	2	0	32	32.0
Embiid	1-1	30	10-16	.625	0-1	.000	11-13	.846	1	6	7	2	3-0	1	3	1	31	31.0
Harden	1-1	36	7-13	.538	4-7	.571	3-6	.500	0	7	7	15	2-0	5	6	0	21	21.0
Harris	2-2	59	16-30	.533	4-13	.308	2-2	1.000	2	10	12	15	7-1	1	5	1	38	19.0
Milton	2-0	62	10-22	.455	2-5	.400	7-8	.875	2	4	6	10	6-0	2	2	0	29	14.5
Niang	2-0	53	11-20	.550	7-13	.538	0-0	---	2	10	12	4	3-0	1	2	0	29	14.5
Melton	1-1	31	4-8	.500	2-4	.500	4-4	1.000	2	5	7	5	3-0	3	4	1	14	14.0
Harrell	2-1	45	7-10	.700	0-0	---	3-5	.600	5	5	10	3	3-0	1	0	2	17	8.5
Thybulle	2-1	35	6-8	.750	3-4	.750	2-3	.667	0	4	4	0	7-0	0	0	0	17	8.5
House	1-0	5	2-3	.667	2-2	1.000	0-0	---	0	0	0	0	0-0	0	0	0	6	6.0
Reed	2-0	20	4-9	.444	0-0	---	1-2	.500	5	4	9	0	4-0	0	1	1	9	4.5
Korkmaz	1-0	12	1-3	.333	0-2	.000	1-1	1.000	0	3	3	1	1-0	0	1	0	3	3.0
Tucker	2-2	43	2-4	.500	2-4	.500	0-0	---	1	6	7	0	6-0	0	0	0	6	3.0
Springer	1-0	6	0-2	.000	0-0	---	0-0	---	0	1	1	0	0-0	0	0	1	0	0.0
76ERS	2	480	92-177	.520	28-63	.444	40-50	.800	20	68	88	61	47-1	14	27	7	252	126.0
KINGS	2	480	84-176	.477	23-75	.307	39-49	.796	17	60	77	49	42-0	11	26	9	230	115.0

# PHILADELPHIA 76ERS



JULIUS "DR. J" ERVING

## KINGS VS 76ERS

DATE	W/L	H/A	SCORE	+/-	DATE	W/L	H/A	SCORE	+/-
12/30/85	L	H	84-87	-3	2/26/05	W	A	101-99	+2
1/10/86	L	A	102-113	-11	3/28/05	W	H	118-109	+9
12/27/86	L	H	95-99	-4	1/3/06	L	H	98-111	-13
2/20/87	L	A	91-123	-32	1/24/06	L	A	103-109	-6
11/28/87	W	H	115-114 <sup>OT</sup>	+1	12/27/06	W	H	101-76	+25
3/11/88	L	A	118-124	-6	2/26/07	L	A	82-89	-7
3/1/89	L	H	111-114	-3	12/14/07	W	A	109-99	+10
3/9/89	L	A	96-106	-10	12/28/07	L	H	80-92	-12
12/29/89	W	H	105-95	+10	11/3/08	L	A	91-125	-34
3/23/90	L	A	99-115	-16	3/22/09	L	H	100-112	-12
11/21/90	L	A	99-101	-2	12/30/09	L	H	106-116	-10
2/14/91	W	H	98-81	+17	1/15/10	L	A	86-98	-12
1/2/92	W	H	114-110	+4	3/18/11	L	H	80-102	-22
2/24/92	L	A	96-108	-12	3/27/11	W	A	114-111 <sup>OT</sup>	+3
1/2/93	W	H	154-98	+56	1/10/12	L	A	85-112	-27
4/4/93	L	A	102-112	-10	2/1/13	L	A	80-89	-9
12/10/93	W	A	109-103	+6	3/24/13	L	H	103-117	-14
2/16/94	W	H	94-92 <sup>OT</sup>	+2	1/2/14	L	H	104-113	-9
12/2/94	L	A	96-99	-3	3/12/14	W	A	115-98	+17
12/30/94	W	H	85-82	+3	3/13/15	L	A	107-114	-7
11/7/95	W	A	109-106	+3	3/24/15	W	H	107-106	+1
12/29/95	W	H	117-97	+20	12/30/15	L	H	105-110	-5
1/5/97	W	H	107-106	+1	2/10/16	W	A	114-100	+14
1/24/97	W	A	107-92	+15	12/26/16	W	H	102-100	+2
12/28/97	W	H	92-90	+2	1/30/17*	L	A	119-122	-3
1/19/98	L	A	85-98	-13	*11/30/16 PPD	- court conditions			
2/24/99	L	A	81-94	-13	11/9/17	W	H	109-108	+1
2/6/00	L	A	108-119	-11	12/19/17	W	A	101-95	+6
4/2/00	W	H	117-95	+22	2/2/19	W	H	115-108	+7
12/30/00	L	H	104-107 <sup>OT</sup>	-3	3/15/19	L	A	114-123	-9
3/16/01	W	A	100-79	+21	11/27/19	L	A	91-97	-6
12/4/01	W	H	94-84	+10	3/5/20	L	H	108-125	-17
3/13/02	W	A	92-88	+4	2/9/21	L	H	111-119	-8
3/3/03	W	H	107-99	+8	3/20/21	L	A	105-129	-24
4/6/03	W	A	97-81	+16	11/22/21	L	H	94-102	-8
10/31/03	W	H	100-89	+11	1/29/22	L	A	101-103	-2
3/4/04	W	A	114-105	+9	12/13/22	L	A	103-123	-20
					1/21/23	L	H	127-129	-2


OVR	HM	RD
49-72	83-103	
72-73	3-1	2-0
73-74	1-3	0-2
74-75	1-3	1-1
75-76	1-3	1-1
76-77	1-3	1-1
77-78	1-3	1-1
78-79	2-2	1-1
79-80	1-1	1-0
80-81	0-2	0-1
81-82	0-2	0-1
82-83	0-2	0-1
83-84	0-2	0-1
84-85	1-1	0-1
85-86	0-2	0-1
86-87	0-2	0-1
87-88	1-1	1-0
88-89	0-2	0-1
89-90	1-1	1-0
90-91	1-1	1-0
91-92	1-1	1-0
92-93	1-1	1-0
93-94	2-0	1-0
94-95	1-1	1-0
95-96	2-0	1-0
96-97	2-0	1-0
97-98	1-1	1-0
98-99	0-1	0-0
99-00	1-1	1-0
00-01	1-1	0-1
01-02	2-0	1-0
02-03	2-0	1-0
03-04	2-0	1-0
04-05	2-0	1-0
05-06	0-2	0-1
06-07	1-1	1-0
07-08	1-1	0-1
08-09	0-2	0-1
09-10	0-2	0-1
10-11	1-1	0-1
11-12	0-1	0-0
12-13	0-2	0-1
13-14	1-1	0-1
14-15	1-1	1-0
15-16	1-1	0-1
16-17	1-1	1-0
17-18	2-0	1-0
18-19	1-1	1-0
19-20	0-2	0-1
20-21	0-2	0-1
21-22	0-2	0-1
22-23	0-2	0-1



# PHOENIX SUNS



201 East Jefferson Street  
Phoenix, AZ 85004  
Phone: (602) 379-7900  
Website: Suns.com  
X: @Suns  
PR Twitter: @SunsBballComm  
COLORS:



**HOME COURT [CAPACITY]:**  
Footprint Center (17,071) -  
opened on June 1, 1992

**FOUNDED:** 1968-69, Phoenix Suns

**HEAD COACH:** Frank Vogel (College - Kentucky)  
**ASSOCIATE HEAD COACH:**  
Kevin Young (College - Clayton State)  
**ASSISTANT COACHES:**  
David Fizdale (College - San Diego)  
Quinton Crawford (College - Arizona)  
Miles Simon (College - Arizona)  
Greg St. Jean (College - Wesleyan University)  
John Lucas III (College - Oklahoma State)  
Dru Anthrop (College - Purdue)  
Jon Pastorek (UC Santa Barbara)  
**PLAYER DEVELOPMENT COACH:** Corey Vinson  
**VICE PRESIDENT, PLAYER HEALTH & PERFORMANCE:**  
Brady Howe (College - Weber State)  
**DIRECTOR, MEDICAL SERVICES/HEAD ATHLETIC TRAINER:** David Crewe (College - Wisconsin-La Crosse)  
**DIRECTOR PERFORMANCE AND REHABILITATION:**  
Adam Loiacono (College - Maine)  
**OWNER:** Mat Ishbia  
**ALTERNATE GOVERNORS:** Justin Ishbia, Sam Garvin, Jahm Najafi  
**PREIDENT, BASKETBALL OPERATIONS & GENERAL MANAGER:** James Jones  
**ASSISTANT GENERAL MANAGER:** Trevor Bukstein  
**ASSISTANT GENERAL MANAGER/VICE PRESIDENT, BASKETBALL STRATEGY:** Ryan Resch  
**ASSISTANT GENERAL MANAGER/VICE PRESIDENT, BASKETBALL OPERATIONS:** Morgan Cato  
**SENIOR VICE PRESIDENT, BASKETBALL COMMUNICATIONS:** Stacey Mitch  
**DIRECTOR, BASKETBALL COMMUNICATIONS:** Cole Mickelson  
**MANAGER, BASKETBALL COMMUNICATIONS:** Bryce Marsee  
**MANAGER, BASKETBALL COMMUNICATIONS:** Palmer Black  
**RADIO:** Arizona Sports 98.7 FM, Jon Bloom, Tim Kempton  
**RADIO [SPANISH]:** KSUN 1400 AM, Arturo Ochoa,  
**TV:** Arizona's Family, Kevin Ray, Eddie Johnson, Ann Meyers Drysdale

**NBA TITLES WON:** None  
**ALL-TIME NBA REGULAR SEASON RECORD:**  
2380-2063 (.536)  
**2022-23 RECORD:** 45-37 (2nd in Pacific)  
**2021-22 PLAYOFF RESULTS:** Lost 2-4 to Denver in the Western Conference Semifinals  
**ALL-TIME SERIES (55 YEARS)**

	OVERALL	HOME	ROAD
Sac-Era	63-96	40-40	23-56
All-Time	102-143	64-55	35-86

**CURRENT STREAKS**

	OVERALL	HOME	ROAD
Kings	W2	W1	W1

**2023-24 SERIES SCHEDULE**

DATE	SITE	TIME (PT)
12/22	Golden 1 Center	7:00 p.m.
1/16	Footprint Center	6:00 p.m.
2/13	Footprint Center	7:00 p.m.
4/12	Golden 1 Center	7:30 p.m.

**2022-23 VS. SUNS (2-2)**

DATE	SITE	RESULT
11/28	Golden 1 Center	L, 117-122
2/14	Footprint Center	L, 109-120
3/11	Footprint Center	W, 128-119
3/24	Golden 1 Center	W, 135-127

**SERIES FACTS**  
Last Home Win: 3/24/23 (135-127)  
Last Road Win: 3/11/23 (128-119)  
Last Home Loss: 11/28/22 (117-122)  
Last Road Loss: 2/14/23 (109-120)  
Biggest Win: 37 (105-68) vs. Pho., 3/8/81  
37 (122-85) vs. Pho., 10/21/79  
Biggest Loss: 55 (85-140) @ Pho., 4/17/89

## 2022-2023 SEASON SERIES (2-2) SACRAMENTO KINGS VS. PHOENIX

PLAYER	G-GS	MIN	FG-FGA	PCT	3FG-A	PCT	FT-FTA	PCT	OFF	DEF	TOT	AST	PF-DQ	STL	TO	BLK	PTS	AVG
Sabonis	4-4	148	30-47	.638	1-4	.250	24-28	.857	13	28	41	30	9-0	6	13	2	85	21.3
Fox	4-4	121	31-71	.437	8-22	.364	13-16	.813	4	10	14	17	10-0	4	9	4	83	20.8
Monk	3-0	74	19-34	.559	7-15	.467	11-12	.917	2	6	8	16	4-0	3	5	1	56	18.7
Huerter	4-4	119	27-54	.500	11-29	.379	9-13	.692	3	18	21	10	11-0	5	7	4	74	18.5
Barnes	4-4	135	18-34	.529	4-14	.286	19-22	.864	3	8	11	3	3-0	3	2	0	59	14.8
Lyles	3-0	55	6-19	.316	3-9	.333	8-8	1.000	3	8	11	1	2-0	1	3	0	23	7.7
Murray	4-4	86	12-28	.429	6-14	.429	0-0	---	3	8	11	10	11-0	0	3	3	30	7.5
Davis	3-0	46	8-17	.471	6-11	.545	0-0	---	1	9	10	2	8-0	2	4	0	22	7.3
Mitchell	4-0	78	8-21	.381	3-12	.250	3-3	1.000	0	9	9	9	7-0	2	1	0	22	5.5
Metu	4-0	44	6-8	.750	0-0	---	7-7	1.000	1	4	5	1	3-0	5	1	1	19	4.8
Edwards (TOT)	3-0	47	5-9	.556	2-6	.333	2-2	1.000	1	7	8	4	8-0	2	2	1	14	4.7
Edwards (SAC)	3-0	47	5-9	.556	2-6	.333	2-2	1.000	1	7	8	4	8-0	2	2	1	14	4.7
Okpala	1-0	5	1-2	.500	0-0	---	0-0	---	0	0	0	0	1-0	0	0	0	2	2.0
Dellavedova	1-0	1	0-0	---	0-0	---	0-0	---	0	0	0	0	0-0	0	0	0	0	0.0
Ellis	1-0	1	0-1	.000	0-1	.000	0-0	---	0	0	0	0	1-0	0	1	0	0	0.0
KINGS	4	960	171-345	.496	51-137	.372	96-111	.865	34	115	149	103	78-0	33	52	16	489	122.3
SUNS	4	960	192-360	.533	39-127	.307	65-81	.802	38	127	165	122	88-0	34	58	21	488	122.0

## 2022-2023 SEASON SERIES (2-2) PHOENIX SUNS VS. SACRAMENTO

PLAYER	G-GS	MIN	FG-FGA	PCT	3FG-A	PCT	FT-FTA	PCT	OFF	DEF	TOT	AST	PF-DQ	STL	TO	BLK	PTS	AVG
Booker	4-4	142	51-83	.614	3-13	.231	31-34	.912	3	21	24	19	17-0	12	13	0	136	34.0
Durant (TOT)	1-1	31	8-15	.533	0-1	.000	11-11	1.000	0	4	4	6	2-0	0	2	1	27	27.0
Ayton	3-3	109	30-42	.714	0-0	---	8-11	.727	8	27	35	3	7-0	5	3	4	68	22.7
Paul	3-3	108	18-40	.450	4-19	.211	8-8	1.000	3	14	17	48	3-0	3	8	0	48	16.0
Bridges	1-1	40	6-14	.429	1-6	.167	0-1	.000	2	6	8	7	0-0	3	2	3	13	13.0
Ross (TOT)	4-0	78	19-34	.559	11-22	.500	2-2	1.000	1	7	8	3	7-0	3	4	0	51	12.8
Ross (PHO)	2-0	49	18-29	.621	10-20	.500	2-2	1.000	1	5	6	2	6-0	2	2	0	48	24.0
Okogie	3-3	95	13-25	.520	6-11	.545	6-8	.750	3	8	11	5	7-0	1	4	3	38	12.7
D. Lee	3-0	52	9-18	.500	3-11	.273	1-1	1.000	1	3	4	3	5-0	1	4	0	22	7.3
S. Lee (TOT)	1-0	6	3-4	.750	0-1	.000	1-1	1.000	0	0	0	1	0-0	0	0	0	7	7.0
S. Lee (PHO)	1-0	6	3-4	.750	0-1	.000	1-1	1.000	0	0	0	1	0-0	0	0	0	7	7.0
Warren (TOT)	3-0	39	9-16	.563	2-5	.400	0-1	.000	1	5	6	1	8-0	3	1	0	20	6.7
Warren (PHO)	3-0	39	9-16	.563	2-5	.400	0-1	.000	1	5	6	1	8-0	3	1	0	20	6.7
Craig	4-4	115	9-27	.333	3-13	.231	2-4	.500	7	14	21	8	8-0	3	5	4	23	5.8
Landale	4-0	46	9-14	.643	0-2	.000	5-5	1.000	4	6	10	6	7-0	0	0	1	23	5.8
Shamet	2-0	34	4-9	.444	3-7	.429	0-0	---	0	3	3	0	3-0	0	2	0	11	5.5
Washington	1-0	9	2-3	.667	1-2	.500	0-0	---	0	0	0	0	0-0	0	1	1	5	5.0
Biyombo	3-1	31	6-8	.750	0-0	---	0-3	.000	3	5	8	4	3-0	0	4	4	12	4.0
Payne	3-1	46	4-18	.222	2-8	.250	1-2	.500	0	6	6	14	9-0	0	6	0	11	3.7
Wainright	3-0	38	1-10	.100	1-9	.111	0-0	---	2	4	6	1	5-0	1	1	1	3	1.0
SUNS	4	960	192-360	.533	39-127	.307	65-81	.802	38	127	165	122	88-0	34	58	21	488	122.0
KINGS	4	960	171-345	.496	51-137	.372	96-111	.865	34	115	149	103	78-0	33	52	16	489	122.3

# PHOENIX SUNS

CHARLES BARKLEY



## KINGS VS SUNS

DATE	W/L	H/A	SCORE	+/-	DATE	W/L	H/A	SCORE	+/-
11/26/85	W	H	111-107	+4	12/6/96	L	H	95-101	-6
12/19/85	L	A	106-107	-1	12/30/96	L	A	88-100	-12
2/21/86	W	A	118-110	+8	3/7/97	L	A	87-104	-17
3/19/86	L	A	104-108	-4	4/10/97	L	H	99-101	-2
4/5/86	W	H	119-110	+9	1/12/98	W	H	96-90	+6
11/25/86	W	H	123-102	+21	2/10/98	L	A	86-88	-2
12/20/86	W	H	122-114	+8	3/17/98	L	A	80-107	-27
3/7/87	L	A	102-105	-3	4/7/98	L	H	97-103	-6
3/26/87	W	H	124-115	+9	2/9/99	W	A	112-95	+17
4/14/87	L	A	123-132	-9	3/6/99	W	A	111-99	+12
12/20/87	L	H	109-120	-11	5/2/99	W	H	111-100	+11
12/26/87	W	A	112-110	+2	12/18/99	L	A	103-119	-16
1/30/88	W	A	126-120	+6	2/15/00	L	H	108-117	-9
2/13/88	L	H	114-116	-2	3/22/00	L	A	93-114	-21
4/9/88	L	A	92-95	-3	4/9/00	L	H	97-102	-5
11/15/88	L	H	89-119	-30	12/1/00	W	H	105-98	+7
1/13/89	L	A	90-111	-21	1/2/01	W	H	121-117 <sup>OT</sup>	+4
2/18/89	L	H	101-120	-19	3/7/01	W	A	100-89	+11
3/2/89	L	A	90-110	-20	4/15/01	L	A	86-88	-2
3/30/89	W	H	135-123	+12	12/12/01	L	A	88-114	-26
4/17/89	L	A	85-140	-55	12/23/01	W	H	133-101	+32
11/10/89	L	A	109-130	-21	1/5/02	W	A	118-112	+6
12/17/89	L	H	113-125	-12	1/13/02	W	H	103-100	+3
1/12/90	L	A	96-111	-15	11/22/02	W	H	118-101	+17
2/22/90	L	H	98-104	-6	12/17/02	W	H	95-86	+9
4/12/90	L	H	114-116	-2	12/21/02	L	A	101-110	-9
12/11/90	L	A	90-113	-23	3/13/03	L	A	84-109	-25
1/19/91	W	H	101-97	+4	12/14/03	W	H	107-102	+5
3/1/91	L	A	106-112	-6	1/9/04	W	A	113-93	+20
3/23/91	L	H	95-100	-5	2/29/04	W	H	108-94	+14
11/26/91	W	H	104-89	+15	4/9/04	L	A	96-101	-5
11/27/91	L	A	100-141	-41	11/13/04	W	A	113-111	+2
1/15/92	L	H	111-128	-17	2/8/05	L	H	123-125	-2
1/17/92	L	A	94-134	-40	4/16/05	L	A	98-116	-18
4/7/92	L	A	101-103	-2	4/20/05	W	H	132-107	+25
11/18/92	L	A	111-127	-16	11/6/05	W	A	118-117	+1
1/14/93	L	H	104-114	-10	1/17/06	W	A	119-90	+29
3/5/93	L	A	122-130	-8	2/10/06	L	A	104-112	-8
3/9/93	L	H	108-128	-20	4/11/06	L	H	110-123	-13
4/8/93	L	H	114-123	-9	12/5/06	L	A	102-127	-25
11/7/93	L	A	110-132	-22	12/16/06	L	H	98-105	-7
1/15/94	L	H	103-119	-16	3/22/07	L	A	100-118	-18
2/21/94	L	A	86-112	-26	3/25/07	W	H	107-100	+7
4/8/94	W	H	104-101	+3	11/20/07	L	H	98-100	-2
4/23/94	L	A	100-101	-1	11/21/07	L	A	111-127	-16
11/4/94	W	H	107-89	+18	12/30/07	L	H	102-117	-15
12/17/94	L	A	98-109	-11	3/15/08	L	A	99-127	-28
1/3/95	L	H	100-108	-8	11/14/08	L	H	95-97 <sup>OT</sup>	-2
3/30/95	L	H	96-113	-17	2/2/09	L	A	81-129	-48
4/18/95	L	A	101-111	-10	3/29/09	W	H	126-118	+8
11/17/95	W	H	105-96	+9	4/3/09	L	A	111-139	-28
1/21/96	L	A	97-111	-14	12/5/09	L	A	107-115	-8
3/26/96	L	A	98-102	-4	1/5/10	L	H	109-113	-4
4/17/96	W	H	103-102	+1	2/5/10	L	H	102-114	-12
					2/21/10	L	A	88-104	-16

	OVR	HM	RD	NTL
68-69	4-2	0-1	1-1	3-0
69-70	3-3	2-0	1-2	0-1
70-71	1-4	0-1	1-2	0-1
71-72	2-3	2-1	0-2	
72-73	3-3	1-2	2-1	
73-74	4-2	3-0	1-2	
74-75	3-1	1-1	2-0	
75-76	3-2	2-0	1-2	
76-77	3-1	2-0	1-1	
77-78	0-4	0-2	0-2	
78-79	2-2	2-0	0-2	
79-80	1-5	1-2	0-3	
80-81	3-2	2-1	1-1	
81-82	2-3	2-0	0-3	
82-83	1-4	1-2	0-2	
83-84	2-3	1-1	1-2	
84-85	2-3	2-1	0-2	
85-86	3-2	2-0	1-2	
86-87	3-2	3-0	0-2	
87-88	2-3	0-2	2-1	
88-89	1-5	1-2	0-3	
89-90	0-5	0-3	0-2	
90-91	1-3	1-1	0-2	
91-92	1-4	1-1	0-3	
92-93	0-5	0-3	0-2	
93-94	1-4	1-1	0-3	
94-95	1-4	1-2	0-2	
95-96	2-2	2-0	0-2	
96-97	0-4	0-2	0-2	
97-98	1-3	1-1	0-2	
98-99	3-0	1-0	2-0	
99-00	0-4	0-2	0-2	
00-01	3-1	2-0	1-1	
01-02	3-1	2-0	1-1	
02-03	2-2	2-0	0-2	
03-04	3-1	2-0	1-1	
04-05	2-2	1-1	1-1	
05-06	2-2	1-1	1-1	
06-07	1-3	1-1	0-2	
07-08	0-4	0-2	0-2	
08-09	1-3	1-1	0-2	
09-10	0-4	0-2	0-2	
10-11	3-1	2-0	1-1	
11-12	0-3	0-2	0-1	
12-13	2-2	1-1	1-1	
13-14	2-2	1-1	1-1	
14-15	3-1	1-1	2-0	
15-16	3-1	2-0	1-1	
16-17	3-1	1-1	2-0	
17-18	1-3	1-1	0-2	
18-19	3-1	2-0	1-1	
19-20	2-2	1-1	1-1	
20-21	1-2	1-1	0-1	
21-22	2-2	0-2	2-0	
22-23	2-2	1-1	1-1	

# PORTLAND TRAIL BLAZERS



One Center Court, Suite 200  
Portland, OR 97227  
Phone: (503) 234-9291  
Website: trailblazers.com  
X: @trailblazers  
PR X: @TrailBlazersPR

**COLORS:**



**HOME COURT (CAPACITY):**  
Moda Center [19,441] - opened 1995

**FOUNDED:** 1970-71, Portland Trail Blazers

**HEAD COACH:** Chauncey Billups (College - Colorado)  
**ASSISTANT COACHES:**  
Scott Brooks (College - UC Irvine)  
Roy Rogers (College - Alabama)  
Steve Hetzel (College - Michigan St.)  
Jonah Hersu (College - Lake Forest College (IL))  
Rodney Billups (College - University of Denver)  
Mark Tyndale (College - Temple)  
**PLAYER DEVELOPMENT COACHES:** Pooh Jeter, Gilbert Abraham, Ryan Gomes  
**ANALYTICS COACH:** Jacob Mooallem (College - Indiana)  
**HEAD VIDEO COORDINATOR:** Eli Kell-Abrams  
**DIRECTOR OF HEALTH AND PERFORMANCE:**  
Dr. Evan Ellis (College - Johns Hopkins)  
**HEAD ATHLETIC TRAINER:**  
Dr. Courtney Watson (College - California)  
**ASSISTANT ATHLETIC TRAINER/PHYSICAL THERAPIST:** Michah Smith  
**HEAD STRENGTH COACH:** Dale Boyd  
**SPORTS PERFORMANCE THERAPIST:** Charles Loftis  
**SPORTS SCIENTIST/PHYSICAL THERAPIST:** Cruz Romero  
**DIRECTOR OF MIND HEALTH & WELLNESS:**  
Dr. Chantelle Green  
**CHAIR:** Jody Allen  
**VICE CHAIR:** Bert Kolde  
**PRESIDENT OF BUSINESS OPERATIONS:**  
Dewayne Haskins  
**GENERAL MANAGER:** Joe Cronin  
**ASSISTANT GENERAL MANAGERS:** Andrae Patterson, Mike Schmitz, Sergi Oliva  
**SVP, COMMUNICATIONS & PUBLIC AFFAIRS:**  
Natalie King  
**VICE PRESIDENT, BASKETBALL COMMUNICATIONS:**  
Rahsaan Gethers  
**DIRECTOR, BASKETBALL COMMUNICATIONS:**  
Maggie Yang  
**BASKETBALL COMMUNICATIONS COORDINATOR:**  
Amanda Janczak  
**RADIO:** Rip City Radio 620 AM, Travis Demers, Michael Holton  
**TV:** ROOT Sports (cable) Kevin Calabro, Lamar Hurd, Brooke Olzendam

**NBA TITLES WON:** 1, 1976-77

**ALL-TIME NBA REGULAR SEASON RECORD:**  
2271-2009 (.531)

**2022-23 RECORD:** 33-49 (5th in Northwest)

**2022-23 PLAYOFF RESULTS:** Did not qualify

**ALL-TIME SERIES (53 YEARS)**

	OVERALL	HOME	ROAD
Sac-Era	55-99	40-38	15-61
All-Time	86-140	63-50	21-90

**CURRENT STREAKS**

	OVERALL	HOME	ROAD
Kings	W3	W1	W2

**2023-24 SERIES SCHEDULE**

DATE	SITE	TIME (PT)
11/8	Golden 1 Center	7:00 p.m.
12/26	Moda Center	7:00 p.m.
4/14	Golden Center	12:30 p.m.

**2022-23 VS. TRAIL BLAZERS (2-1)**

DATE	SITE	RESULT
10/19	Golden 1 Center	L, 108-115
2/23	Golden 1 Center	W, 133-116
3/29	Moda Center	W, 120-80
3/31	Moda Center	W, 138-114

**SERIES FACTS**

Last Home Win: 2/23/23 (133-116)  
Last Road Win: 3/31/23 (138-114)  
Last Home Loss: 10/19/22 (108-115)  
Last Road Loss: 1/9/22 (88-103)  
Biggest Win: 40 (120-80) @ POR, 3/29/23  
Biggest Loss: 40 (107-147) @ POR, 2/2/92

**2022-2023 SEASON SERIES (3-1) SACRAMENTO KINGS VS. PORTLAND**

PLAYER	G-GS	MIN	FG-FGA	PCT	3FG-A	PCT	FT-FTA	PCT	OFF	DEF	TOT	AST	PF-DQ	STL	TO	BLK	PTS	AVG
Fox	4-4	115	38-61	.623	10-23	.435	16-19	.842	1	20	21	27	10-0	7	16	0	102	25.5
Sabonis	4-4	124	25-41	.610	0-2	.000	16-25	.640	9	36	45	27	9-1	7	15	1	66	16.5
Huerter	4-4	98	24-43	.558	15-30	.500	1-2	.500	1	12	13	7	7-0	2	3	2	64	16.0
Monk	4-0	83	22-41	.537	12-24	.500	4-6	.667	2	11	13	16	5-0	2	4	2	60	15.0
Murray	3-3	75	17-31	.548	9-19	.474	0-0	---	5	5	10	5	7-0	1	1	5	43	14.3
Davis	4-0	53	15-27	.556	10-16	.625	8-9	.889	2	9	11	4	6-0	3	3	2	48	12.0
Barnes	4-4	112	12-27	.444	2-10	.200	16-19	.842	6	10	16	10	3-0	2	3	1	42	10.5
Lyles	4-0	72	10-28	.357	6-20	.300	2-2	1.000	2	19	21	3	5-0	2	2	0	28	7.0
Edwards (TOT)	3-0	33	5-12	.417	3-7	.429	0-0	---	2	2	4	3	1-0	2	2	1	13	4.3
Edwards (SAC)	3-0	33	5-12	.417	3-7	.429	0-0	---	2	2	4	3	1-0	2	2	1	13	4.3
Len	3-0	30	4-6	.667	0-0	---	1-2	.500	1	9	10	0	6-0	2	2	2	9	3.0
Mitchell	4-0	84	5-17	.294	1-9	.111	0-0	---	1	8	9	15	5-0	4	3	2	11	2.8
Holmes	4-0	25	2-3	.667	0-1	.000	3-4	.750	0	3	3	1	3-0	1	0	1	7	1.8
Metu	3-0	23	2-7	.286	0-0	---	0-1	.000	2	8	10	1	3-0	2	0	1	4	1.3
Dozier	2-0	8	1-4	.250	0-2	.000	0-0	---	0	1	1	1	0-0	0	0	0	2	1.0
Dellavedova	2-0	8	0-1	.000	0-1	.000	0-0	---	0	1	1	1	0-0	0	0	0	0	0.0
Okpala	1-1	16	0-1	.000	0-1	.000	0-0	---	0	2	2	1	3-0	0	0	0	0	0.0
KINGS	4	960	182-350	.520	68-165	.412	67-89	.753	34	156	190	122	73-1	37	57	20	499	124.8
TRAIL BLAZERS	4	960	152-359	.423	55-143	.385	66-85	.776	37	118	155	93	70-0	37	58	17	425	106.3

**2022-2023 SEASON SERIES (1-3) PORTLAND TRAIL BLAZERS VS. SACRAMENTO**

PLAYER	G-GS	MIN	FG-FGA	PCT	3FG-A	PCT	FT-FTA	PCT	OFF	DEF	TOT	AST	PF-DQ	STL	TO	BLK	PTS	AVG
Reddish (TOT)	1-1	35	7-18	.389	3-11	.273	7-7	1.000	2	2	4	4	1-0	2	5	0	24	24.0
Reddish (POR)	1-1	35	7-18	.389	3-11	.273	7-7	1.000	2	2	4	4	1-0	2	5	0	24	24.0
Grant	1-1	35	5-11	.455	3-3	1.000	10-13	.769	2	6	8	1	4-0	2	1	0	23	23.0
Simons	1-1	36	9-22	.409	3-10	.300	1-2	.500	0	3	3	2	2-0	2	0	0	22	22.0
Lillard	1-1	37	5-18	.278	1-8	.125	9-9	1.000	3	1	4	8	0-0	2	4	0	20	20.0
Sharpe	4-2	120	28-67	.418	14-31	.452	8-10	.800	1	14	15	14	9-0	2	11	3	78	19.5
Hart	1-1	38	8-11	.727	0-0	---	3-3	1.000	0	7	7	5	3-0	1	2	0	19	19.0
Johnson	1-0	19	5-10	.500	3-3	1.000	3-4	.750	1	0	1	3	1-0	2	1	0	16	16.0
Mays	1-1	30	5-8	.625	3-6	.500	1-1	1.000	1	1	2	6	1-0	1	2	0	14	14.0
Watford	2-1	41	9-16	.563	0-2	.000	5-8	.625	2	5	7	6	2-0	1	3	0	23	11.5
Winslow	1-0	26	5-9	.556	1-2	.500	0-0	---	3	5	8	0	3-0	1	0	0	11	11.0
Little	4-2	96	16-42	.381	7-21	.333	4-7	.571	0	8	8	3	2-0	6	4	2	43	10.8
Walker	3-0	64	12-24	.500	5-10	.500	1-1	1.000	1	7	8	5	6-0	0	2	2	30	10.0
Arcidiacono (TOT)	1-1	34	3-8	.375	3-5	.600	0-0	---	0	6	6	6	3-0	0	1	0	9	9.0
Arcidiacono (POR)	1-1	34	3-8	.375	3-5	.600	0-0	---	0	6	6	6	3-0	0	1	0	9	9.0
Nurkic	1-1	25	3-9	.333	0-0	---	2-2	1.000	2	5	7	1	1-0	2	4	0	8	8.0
Knox II (TOT)	5-1	111	16-39	.410	5-16	.313	2-3	.667	6	21	27	10	8-0	4	7	0	39	7.8
Knox II (POR)	3-1	72	9-27	.333	1-10	.100	2-3	.667	4	13	17	6	4-0	2	7	0	21	7.0
Eubanks	4-3	93	13-29	.448	0-2	.000	5-9	.556	14	17	31	10	13-0	2	4	5	31	7.8
Thybulle (TOT)	5-4	123	12-23	.522	8-13	.615	6-8	.750	1	14	15	6	12-0	5	4	3	38	7.6
Thybulle (POR)	3-3	88	6-15	.400	5-9	.556	4-5	.800	1	10	11	6	5-0	5	4	3	21	7.0
Harrison	1-0	24	2-4	.500	2-2	1.000	0-0	---	0	5	5	4	4-0	0	0	0	6	6.0
Butler	3-0	47	2-11	.182	1-8	.125	1-1	1.000	0	3	3	3	6-0	4	0	2	6	2.0
TRAIL BLAZERS	4	960	152-359	.423	55-143	.385	66-85	.776	37	118	155	93	70-0	37	58	17	425	106.3
KINGS	4	960	182-350	.520	68-165	.412	67-89	.753	34	156	190	122	73-1	37	57	20	499	124.8

# PORTLAND TRAIL BLAZERS



CLYDE DREXLER

## KINGS VS BLAZERS

DATE	W/L	H/A	SCORE	+/-	DATE	W/L	H/A	SCORE	+/-	DATE	W/L	H/A	SCORE	+/-
11/12/85	L	A	115-126	-11	11/9/96	W	H	103-102	+1	1/19/11	L	H	90-94 <sup>OT</sup>	-4
1/25/86	L	A	125-129	-4	11/19/96	L	A	90-92 <sup>OT</sup>	-2	1/24/11	W	A	96-81	+15
1/26/86	L	A	121-116	+5	12/21/96	W	H	101-99 <sup>OT</sup>	+2	3/2/11	L	H	102-107	-5
3/23/86	L	A	102-112	-10	3/18/97	L	A	87-92	-5	12/27/11	L	A	79-101	-22
3/25/86	W	H	116-99	+17	12/16/97	W	H	94-87	+7	1/23/12	L	A	89-101	-12
12/4/86	L	A	102-106	-2	12/23/97	L	A	82-93	-11	2/2/12	W	H	95-92	+3
1/4/87	L	A	111-128	-17	3/27/98	L	H	73-90	-17	4/15/12	W	H	104-103	+1
1/15/87	W	H	120-118	+2	4/14/98	L	A	66-92	-26	11/13/12	L	H	86-103	-17
1/23/87	L	A	89-109	-20	3/3/99	L	H	93-97 <sup>OT</sup>	-4	12/8/12	W	A	99-80	+19
3/24/87	W	H	128-116	+12	3/9/99	L	A	98-103	-5	12/23/12	W	H	108-96	+12
11/24/87	L	A	94-98	-4	3/18/99	L	H	78-88	-10	12/26/12	L	A	91-109	-18
1/8/88	L	A	91-98	-7	3/31/99	L	A	86-100	-14	11/8/13	L	A	91-104	-13
2/11/88	W	H	123-113	+10	12/11/99	L	H	96-101	-5	11/9/13	L	H	85-96	-11
4/17/88	L	A	102-112	-10	2/20/00	L	A	103-108 <sup>OT</sup>	-5	1/7/14	W	H	123-119	+4
4/23/88	L	H	110-124	-14	3/14/00	L	A	91-96	-5	4/9/14	L	A	99-100	-1
11/5/88	L	A	103-121	-18	4/16/00	L	A	95-102	-7	10/31/14	W	H	103-94	+9
12/27/88	W	H	112-111	+1	11/6/00	W	H	79-75	+4	1/19/15	L	A	94-98	-4
1/6/89	L	A	142-147 <sup>2OT</sup>	-5	1/20/01	W	A	111-101	+10	3/1/15	L	H	99-110	-11
1/6/89	W	H	106-105	+1	2/15/01	L	A	81-105	-24	12/27/15	L	H	94-98	-4
3/25/89	W	H	120-118	+2	4/8/01	W	H	98-89	+9	1/26/16	L	A	97-112	-15
4/18/89	W	H	120-118	+2	11/21/01	W	H	95-83	+12	3/28/16	L	A	93-105	-12
4/23/89	L	A	120-126 <sup>OT</sup>	-6	12/26/01	W	H	89-74	+15	4/5/16	L	H	107-115	-8
11/3/89	L	A	96-114	-18	1/22/02	L	A	110-116 <sup>OT</sup>	-6	11/11/16	L	A	120-122 <sup>OT</sup>	-2
1/6/90	L	A	121-124	-3	3/4/02	L	A	95-107	-12	12/20/16	W	H	126-121	+5
1/8/90	L	A	96-108	-12	10/31/02	W	H	100-72	+28	12/28/16	L	A	89-102	-13
4/21/90	L	H	110-118	-8	11/23/02	W	A	95-94	+1	11/17/17	W	H	86-82	+4
11/3/90	L	H	93-95 <sup>OT</sup>	-2	12/28/02	L	H	113-119 <sup>OT</sup>	-6	11/18/17	L	A	90-102	-12
12/13/90	W	H	100-88	+12	3/22/03	W	A	113-104	+9	2/9/18	L	H	90-102	-18
1/26/91	L	A	96-121	-25	11/13/03	L	A	110-112 <sup>OT</sup>	-2	2/27/18	L	A	100-118	-18
2/6/91	W	H	97-93	+4	12/21/03	W	H	117-98	+19	1/1/19	L	H	108-113 <sup>OT</sup>	-5
4/19/91	L	A	105-127	-22	1/20/04	L	H	104-109 <sup>OT</sup>	-5	1/14/19	W	H	115-107	+8
12/14/91	L	A	110-115	-5	3/12/04	L	A	81-83	-2	4/10/19	L	A	131-136	-5
2/2/92	L	A	107-147	-40	1/18/05	W	H	113-107 <sup>OT</sup>	+6	10/25/19	L	H	112-122	-10
2/14/92	L	A	106-107	-1	2/5/05	L	A	108-114	-6	11/12/29	W	H	107-99	+8
3/6/92	L	A	106-114	-8	3/22/05	W	H	112-93	+19	12/4/19	L	A	116-127	-11
3/26/92	L	H	106-128	-22	4/8/05	W	A	119-115	+4	3/7/20	W	A	123-111	+12
11/20/92	L	H	99-104	-5	12/26/05	L	H	92-105	-13	1/9/21	L	H	99-125	-26
11/29/92	L	A	99-107	-8	2/27/06	W	H	115-91	+24	1/13/21	L	H	126-132	-6
1/22/93	L	A	127-135	-8	3/29/06	W	A	106-90	+16	3/4/21	L	A	119-123	-4
3/25/93	L	H	111-113 <sup>OT</sup>	-2	11/25/06	W	H	105-85	+20	10/20/21	W	A	124-121	+3
4/23/93	L	H	108-112	-4	1/6/07	L	H	105-110 <sup>OT</sup>	-5	11/24/21	W	H	125-121	+4
11/28/93	L	A	109-120	-11	1/12/07	L	A	87-95	-8	1/9/22	L	A	88-103	-15
2/1/94	W	H	102-97	+5	3/3/07	W	A	104-96	+8	10/19/22	L	H	108-115	-7
2/8/94	L	A	100-124	-24	11/23/07	L	A	84-87	-3	2/23/23	W	H	133-116	+17
3/22/94	L	H	94-96	-2	2/19/08	W	A	105-94	+11	3/29/23	W	A	120-80	+40
3/25/94	L	A	91-100	-9	3/13/08	W	H	96-85	+11	3/31/23	W	A	138-114	+24
11/10/94	L	H	84-104	-20	4/11/08	W	H	103-86	+17	11/17/08	L	H	96-117	-21
12/11/94	W	A	88-93	-5	11/21/08	L	H	96-117	-21	11/24/08	L	A	90-91	-1
12/27/94	W	H	102-101	+1	12/16/08	L	A	77-109	-32	12/15/09	L	A	88-95	-7
1/17/95	W	H	95-88	+7	12/15/09	L	A	88-95	-7	3/9/10	L	A	81-88	-7
1/22/95	L	A	87-103	-16	3/9/10	L	A	81-88	-7	3/12/10	L	H	94-110	-16
11/16/95	W	A	105-102	+3	4/3/10	L	H	87-98	-11					
1/18/96	W	H	105-100	+5										
3/8/96	L	A	105-117	-12										
3/22/96	W	H	80-78	+2										

	OVR	HM	RD
70-71	4-0	2-0	2-0
71-72	2-2	2-0	0-2
72-73	4-2	3-0	1-2
73-74	4-2	3-0	1-2
74-75	3-1	2-0	1-1
75-76	0-5	0-2	0-3
76-77	2-2	2-0	0-2
77-78	0-4	0-2	0-2
78-79	1-3	1-1	0-2
79-80	1-5	1-2	0-3
80-81	3-2	2-1	1-1
81-82	0-5	0-2	0-3
82-83	2-3	2-1	0-2
83-84	2-3	2-0	0-3
84-85	3-2	2-1	1-1
85-86	2-3	1-1	1-2
86-87	2-3	2-1	0-2
87-88	1-4	1-1	0-3
88-89	3-3	3-0	0-3
89-90	0-4	0-2	0-2
90-91	2-3	2-1	0-2
91-92	0-5	0-2	0-3
92-93	0-5	0-3	0-2
93-94	1-4	1-1	0-3
94-95	2-3	2-1	0-2
95-96	3-1	2-0	1-1
96-97	2-2	2-0	0-2
97-98	1-3	1-1	0-2
98-99	0-4	0-2	0-2
99-00	0-4	0-2	0-2
00-01	3-1	2-0	1-1
01-02	2-2	2-0	0-2
02-03	3-1	1-1	2-0
03-04	1-3	1-1	0-2
04-05	3-1	2-0	1-1
05-06	2-1	1-1	1-0
06-07	2-2	1-1	1-1
07-08	3-1	2-0	1-1
08-09	0-3	0-1	0-2
09-10	0-4	0-2	0-2
10-11	1-2	0-2	1-0
11-12	2-2	2-0	0-2
12-13	2-2	1-1	1-1
13-14	1-3	1-1	0-2
14-15	1-2	1-1	0-1
15-16	0-4	0-2	0-2
16-17	1-2	1-0	0-2
17-18	1-3	1-1	0-2
18-19	1-2	1-1	0-1
19-20	2-2	1-1	1-1
20-21	0-3	0-2	0-1
21-22	2-1	1-0	1-1
22-23	3-1	1-1	2-0




# SAN ANTONIO SPURS



One AT&T Center, San Antonio, TX 78219  
**Phone:** (210) 444-5500  
**Ticket Info:** (210) 444-5050  
**Website:** Spurs.com  
**X/Instagram:** @spurs  
**PR X:** @SpursPR

**COLORS:**



**HOME COURT (CAPACITY):**  
**One Frost Bank Center (18,354) - opened 2002**

**FOUNDED:** 1967-68, Dallas Chaparrals;  
 1970-71, Texas Chaparrals; 1971-72, Dallas Chaparrals; 1973-74, San Antonio Spurs,  
 Former member of ABA

**PRESIDENT OF BASKETBALL OPERATIONS/HEAD COACH:** Gregg Popovich (College - Air Force Academy)  
**ASSISTANT COACHES:**

Brett Brown (College - Boston University)  
 Mitch Johnson (College - Stanford)  
 Matt Nielsen (Australia)  
 Darius Songaila (College - Wake Forest)

**PLAYER DEVELOPMENT ASSISTANTS:** Josh Brannon,  
 Candic Dupree, Greg Stiemsma

**HEAD VIDEO COORDINATOR:** Kenny Trevino  
**DIRECTOR OF PLAYER PERFORMANCE AND WELLNESS:** Xavi Schelling (Basqueta Manresa)

**DIRECTOR OF PLAYER REHABILITATION:**  
 Marilyn Adams (College - University of Alberta)

**HEAD ATHLETIC TRAINER:**  
 Will Sevening (College - Wisconsin-LaCrosse)

**CHAIRMAN:** Peter J. Holt  
**PRESIDENT & CEO:** RC Buford

**GENERAL MANAGER:** Brian Wright  
**VICE PRESIDENT OF BASKETBALL OPERATIONS:**

Dave Telep  
**AUSTIN SPURS GENERAL MANAGER:** Brent Barry  
**VICE PRESIDENT, BASKETBALL COMMUNICATIONS:**

Tom James  
**RADIO:** WOAI (1200 AM), Bill Schoening  
**SPANISH RADIO:** KXTN (107.5 FM-HD, 1350 AM), Paul Castro  
**TV:** KENS (Ch. 5), KMYS (Ch. 35), Baly Sports  
 Southwest (cable) Bill Land, Sean Elliott, Dan Weiss,  
 Michelle Beadle

**NBA TITLES WON:** 5, 1998-99, 2002-03, 2004-05, 2006-07, 2013-14

**ALL-TIME NBA REGULAR SEASON RECORD:**  
 2283-1502 (.603)

**2022-23 RECORD:** 26-60(4th in Southwest)

**2022-23 PLAYOFF RESULTS:** Did not qualify

**ALL-TIME SERIES (47 YEARS)**

	OVERALL	HOME	ROAD
Sac-Era	49-98	29-44	20-54
All-Time	65-126	40-55	25-71

**CURRENT STREAKS**

	OVERALL	HOME	ROAD
Kings	L1	L1	W3

**2023-24 SERIES SCHEDULE**

DATE	SITE	TIME (PT)
11/17	One Frost Bank Center	4:30 p.m.
2/22	Golden 1 Center	7:00 p.m.
3/7	Golden 1 Center	7:00 p.m.

**2022-23 VS. SPURS (2-1)**

DATE	SITE	RESULT
11/17	Golden 1 Center	W, 130-112
1/15	One Frost Bank Center	W, 132-119
2/1	One Frost Bank Center	W, 119-109
4/2	Golden 1 Center	L, 134-142 <sup>OT</sup>

**SERIES FACTS**

Last Home Win: 11/17/22 (130-112)  
 Last Road Win: 2/1/23 (119-109)  
 Last Home Loss: 4/2/23 (134-142<sup>OT</sup>)  
 Last Road Loss: 11/10/21 (117-136)  
 Biggest Win: 28 (130-102) vs. SA, 10/29/76  
 Biggest Loss: 42 (67-109) @ SA, 1/10/98

**2022-2023 SEASON SERIES (3-1) SACRAMENTO KINGS VS. SAN ANTONIO**

PLAYER	G-GS	MIN	FG-FGA	PCT	3FG-A	PCT	FT-FTA	PCT	OFF	DEF	TOT	AST	PF-DQ	STL	TO	BLK	PTS	AVG
Fox	4-4	145	45-82	.549	5-19	.263	15-15	1.000	1	9	10	25	11-0	4	3	1	110	27.5
Sabonis	4-4	144	35-51	.686	3-5	.600	21-28	.750	8	37	45	19	15-0	3	10	3	94	23.5
Barnes	4-4	141	22-39	.564	8-16	.500	22-27	.815	4	16	20	6	4-0	5	7	1	74	18.5
Monk	3-0	76	20-36	.556	6-13	.462	4-5	.800	1	8	9	12	4-0	5	4	0	50	16.7
Murray	3-3	90	11-27	.407	5-17	.294	5-8	.625	4	12	16	5	6-0	2	1	0	32	10.7
Huerter	4-4	111	14-44	.318	5-24	.208	1-2	.500	1	8	9	14	6-0	1	3	1	34	8.5
Lyles	4-0	74	12-18	.667	3-8	.375	7-8	.875	2	7	9	1	4-0	2	2	3	34	8.5
Metu	3-0	38	9-15	.600	1-3	.333	3-3	1.000	3	8	11	2	5-0	1	1	0	22	7.3
Mitchell	4-0	73	12-19	.632	4-8	.500	1-1	1.000	0	3	3	9	1-0	1	0	0	29	7.3
Edwards (TOT)	1-0	22	2-7	.286	1-5	.200	1-1	1.000	2	4	6	1	5-0	2	0	0	6	6.0
Edwards (SAC)	1-0	22	2-7	.286	1-5	.200	1-1	1.000	2	4	6	1	5-0	2	0	0	6	6.0
Davis	4-1	46	8-21	.381	4-13	.308	2-2	1.000	2	4	6	4	6-0	4	5	0	22	5.5
Len	2-0	15	3-5	.600	0-0	---	0-0	---	4	3	7	2	2-0	1	3	2	6	3.0
Moneke	1-0	2	1-1	1.000	0-0	---	0-0	---	0	0	0	0	0-0	0	2	0	2	2.0
Dellavedova	1-0	2	0-0	---	0-0	---	0-0	---	0	1	1	0	0-0	0	0	0	0	0.0
Dozier	1-0	0	0-0	---	0-0	---	0-0	---	0	0	0	0	0-0	0	0	0	0	0.0
Ellis	1-0	2	0-0	---	0-0	---	0-0	---	0	0	0	0	1-0	0	0	0	0	0.0
Okpala	2-0	6	0-0	---	0-0	---	0-0	---	0	0	0	1	0-0	0	0	0	0	0.0
KINGS	4	985	194-365	.532	45-131	.344	82-100	.820	32	120	152	101	70-0	31	43	11	515	128.8
SPURS	4	985	194-363	.534	42-110	.382	52-68	.765	40	124	164	117	85-1	22	65	13	482	120.5

**2022-2023 SEASON SERIES (1-3) SAN ANTONIO SPURS VS. SACRAMENTO**

PLAYER	G-GS	MIN	FG-FGA	PCT	3FG-A	PCT	FT-FTA	PCT	OFF	DEF	TOT	AST	PF-DQ	STL	TO	BLK	PTS	AVG
Vassell	1-1	36	11-19	.579	4-9	.444	3-5	.600	0	3	3	3	1-0	1	2	1	29	29.0
Champagnie (TOT)	1-0	28	9-14	.643	4-7	.571	4-5	.800	0	6	6	0	2-0	1	2	0	26	26.0
Champagnie (SA)	1-0	28	9-14	.643	4-7	.571	4-5	.800	0	6	6	0	2-0	1	2	0	26	26.0
K. Johnson	2-2	72	16-43	.372	3-15	.200	3-5	.600	3	12	15	8	3-0	0	5	0	38	19.0
McDermott	2-0	52	11-19	.579	5-10	.500	8-9	.889	2	1	3	4	8-0	0	0	0	35	17.5
Poeltl	3-3	88	24-34	.706	0-0	---	3-6	.500	10	16	26	9	12-0	2	8	4	51	17.0
Richardson	3-0	82	19-33	.576	8-16	.500	3-3	1.000	2	8	10	10	7-0	5	6	0	49	16.3
Branham	3-1	85	18-31	.581	5-15	.333	1-2	.500	0	4	4	10	7-0	1	4	0	42	14.0
Collins	3-1	58	15-27	.556	3-6	.500	4-6	.667	0	10	10	6	12-1	0	5	1	37	12.3
Barlow	1-0	30	5-8	.625	0-0	---	2-2	1.000	5	5	10	5	3-0	1	1	2	12	12.0
Jones	4-4	106	21-37	.568	1-3	.333	5-5	1.000	5	13	18	27	4-0	3	6	0	48	12.0
Bates-Diop	3-3	90	13-24	.542	1-5	.200	6-7	.857	2	13	15	7	4-0	3	0	1	33	11.0
Sochan	3-3	71	11-22	.500	0-4	.000	4-5	.800	2	11	13	7	4-0	0	5	0	26	8.7
Roby	2-0	30	6-9	.667	4-4	1.000	0-0	---	0	3	3	3	3-0	0	1	2	16	8.0
Hall	1-0	16	1-3	.333	1-2	.500	2-2	1.000	2	3	5	2	2-0	0	2	0	5	5.0
Graham (TOT)	2-1	34	3-11	.273	3-11	.273	0-2	.000	0	2	2	4	2-0	1	0	0	9	4.5
Graham (SA)	1-1	19	1-6	.167	1-6	.167	0-2	.000	0	2	2	1	0-0	1	0	0	3	3.0
Bassey	1-0	11	2-2	1.000	0-0	---	0-0	---	1	1	2	2	2-0	1	4	0	4	4.0
S. Johnson	2-0	28	3-7	.429	0-0	---	2-2	1.000	2	4	6	7	3-0	0	3	0	8	4.0
Mamukelashvili	1-0	17	2-5	.400	0-1	.000	2-2	1.000	3	2	5	1	0-0	1	2	0	6	6.0
Wesley	3-0	30	4-12	.333	1-3	.333	0-0	---	1	4	5	3	5-0	1	5	0	9	3.0
Birch (TOT)	1-0	7	1-3	.333	0-0	---	0-0	---	1	1	2	0	0-0	1	0	1	2	2.0
Langford	2-1	24	1-5	.200	1-2	.500	0-0	---	0	0	0	1	1-0	1	2	0	3	1.5
Dieng	2-0	13	1-3	.333	0-2	.000	0-0	---	0	3	3	1	2-0	0	0	2	2	1.0
SPURS	4	985	194-363	.534	42-110	.382	52-68	.765	40	124	164	117	85-1	22	65	13	482	120.5
KINGS	4	985	194-365	.532	45-131	.344	82-100	.820	32	120	152	101	70-0	31	43	11	515	128.8

# SAN ANTONIO SPURS



DAVID ROBINSON

## KINGS VS SPURS

DATE	W/L	H/A	SCORE	+/-	DATE	W/L	H/A	SCORE	+/-	DATE	W/L	H/A	SCORE	+/-
11/19/85	W	A	103-99	+4	1/10/98	L	A	67-109	-42	1/20/12	W	A	88-86	+2
1/2/86	W	H	114-106	+8	2/1/98	L	H	97-103	-6	3/28/12	L	H	112-117	-5
2/16/86	L	A	94-113	-19	3/2/98	L	H	95-116	-21	4/18/12	L	H	102-127	-25
2/20/86	W	H	107-105	+2	3/12/98	L	A	86-97	-11	11/9/12	L	H	86-97	-11
3/11/86	W	H	132-120	+12	2/5/99	L	A	83-101	-18	2/19/13	L	H	102-108	-6
4/1/86	W	A	109-99	+10	3/16/99	L	H	109-121	-12	3/1/13	L	A	102-130	-28
1/29/87	L	H	107-113	-6	4/27/99	W	H	104-100 <sup>OT</sup>	+4	4/12/13	L	A	101-108	-7
2/24/87	W	A	112-106	+6	1/13/00	W	H	107-103	+4	12/29/13	L	A	104-112	-8
3/6/87	L	A	119-130	-11	3/4/00	W	A	108-103 <sup>OT</sup>	+5	2/1/14	L	A	93-95	-2
3/17/87	L	H	106-108	-2	4/5/00	W	A	108-98	+10	3/21/14	L	H	79-99	-20
4/8/87	W	A	111-110	+1	4/11/00	L	H	92-98 <sup>OT</sup>	-6	11/15/14	W	H	94-91	+3
4/13/87	W	H	123-118	+5	11/29/00	L	A	79-82	-3	11/28/14	L	A	104-112	-8
12/22/87	W	H	120-96	+24	12/5/00	W	H	81-75	+6	2/27/15	L	H	96-107	-11
12/30/87	L	A	108-140	-32	1/25/01	L	H	91-97	-6	3/4/15	L	A	85-112	-27
1/7/88	L	H	119-124	-5	4/12/01	W	A	107-105 <sup>OT</sup>	+2	11/9/15	L	H	88-106	-18
3/4/88	W	A	134-132	+2	11/4/01	W	H	103-83	+20	2/24/16	L	H	92-108	-16
4/6/88	W	H	115-109	+6	11/30/01	W	A	109-106 <sup>OT</sup>	+3	3/5/16	L	A	94-104	-10
4/15/88	L	A	112-116	-4	2/12/02	L	A	99-86	+13	10/27/16	L	H	94-102	-8
12/13/88	W	H	108-89	+19	2/21/02	L	A	92-115	-23	11/16/16	L	H	105-110	-5
12/21/88	L	A	107-125	-18	12/8/02	W	A	104-80	+24	3/8/17	L	A	104-114	-10
2/7/89	W	H	114-99	+15	12/19/02	L	H	81-83	-2	3/19/17	L	A	102-118	-16
4/6/89	L	A	116-122	-6	2/16/03	L	H	101-104	-3	12/23/17	L	H	99-108	-9
12/20/89	L	A	100-103	-3	3/1/03	L	A	100-108	-8	1/8/18	L	H	100-107	-7
2/26/90	L	H	96-105	-9	1/29/04	W	A	96-91	+5	1/28/18	L	A	98-113	-15
4/7/90	L	H	93-111	-18	2/6/04	L	H	94-102	-8	4/9/18	L	A	85-98	-13
4/14/90	L	A	94-105	-11	3/14/04	W	H	101-87	+14	11/12/18	W	H	104-99	+5
11/15/90	L	H	93-122	-29	3/31/04	L	A	89-107	-18	2/4/19	W	H	127-112	+15
12/28/90	L	A	88-104	-16	11/3/04	L	A	85-101	-16	3/31/19	W	A	113-106	+7
3/16/91	W	H	92-85	+7	1/2/05	W	H	86-81	+5	12/6/19	L	A	104-105 <sup>OT</sup>	-1
3/19/91	L	A	101-104	-3	1/23/05	L	H	73-103	-30	2/8/20	W	H	122-102	+20
12/3/91	W	H	99-94	+5	1/27/05	L	A	80-90	-10	7/31/20	L	A	120-129	-9
12/23/91	L	A	90-101	-11	11/21/05	L	H	93-96	-3	3/29/21	W	A	132-115	+17
2/16/92	L	H	106-112	-6	12/17/05	L	A	89-90	-1	3/31/21	L	A	106-120	-14
3/18/92	L	A	89-118	-29	4/5/06	W	A	97-87	+10	5/7/21	L	H	104-113	-9
11/6/92	W	H	114-106	+8	11/19/06	L	H	99-108	-9	11/10/21	L	A	117-136	-19
1/30/93	L	A	124-129	-5	12/2/06	L	A	98-100	-2	12/19/21	W	H	121-114	+7
4/13/93	L	H	100-110	-10	3/8/07	L	H	93-100	-7	3/3/22	W	A	115-112	+3
4/16/93	W	A	100-93	+7	4/11/07	L	A	100-109	-9	11/17/22	W	H	130-112	+18
11/12/93	W	H	93-91	+2	11/2/07	L	A	80-96	-16	11/23/22	W	A	132-119	+13
1/25/94	L	A	91-107	-16	11/26/07	W	H	112-99	+13	2/1/23	W	A	119-109	+10
3/19/94	L	A	100-107	-7	3/21/08	L	A	89-102	-13	4/2/23	L	H	134-142 <sup>OT</sup>	-8
3/24/94	L	H	91-107	-16	4/14/08	L	H	98-101	-3					
1/31/95	L	H	96-97	-1	11/16/08	L	H	88-90	-2					
2/4/95	L	A	96-97	-1	12/22/08	L	A	85-101	-16					
4/6/95	L	H	94-96	-2	4/12/09	L	H	92-95	-3					
4/14/95	L	A	88-98	-10	10/31/09	L	A	94-113	-19					
12/16/95	L	A	106-122	-16	12/9/09	L	A	106-118	-12					
12/26/95	W	H	115-98	+17	2/3/10	L	H	113-115	-2					
2/23/96	L	H	105-112	-7	4/6/10	L	H	86-95	-9					
4/3/96	L	A	96-117	-21										
1/17/97	L	A	76-96	-20										
2/3/97	W	A	85-79	+6	2/4/11	L	H	100-113	-13					
3/21/97	W	H	114-110 <sup>OT</sup>	+4	3/11/11	L	A	103-108	-5					
4/14/97	W	H	120-106	+14	4/6/11	L	A	92-124	-32					

	OVR	HM	RD
76-77	1-3	1-1	0-2
77-78	0-4	0-2	0-2
78-79	1-3	1-1	0-2
79-80	1-1	1-0	0-1
80-81	2-4	1-2	1-2
81-82	1-5	1-2	0-3
82-83	3-3	1-2	2-1
83-84	5-1	3-0	2-1
84-85	2-4	2-1	0-3
85-86	5-1	3-0	2-1
86-87	3-3	1-2	2-1
87-88	3-3	2-1	1-2
88-89	2-2	2-0	0-2
89-90	0-4	0-2	0-2
90-91	1-3	1-1	0-2
91-92	1-3	1-1	0-2
92-93	2-2	1-1	1-1
93-94	1-3	1-1	0-2
94-95	0-4	0-2	0-2
95-96	1-3	1-1	0-2
96-97	3-1	2-0	1-1
97-98	0-4	0-2	0-2
98-99	1-2	1-1	0-1
99-00	3-1	1-1	2-0
00-01	2-2	1-1	1-1
01-02	3-1	2-0	1-1
02-03	1-3	0-2	1-1
03-04	2-2	1-1	1-1
04-05	1-3	1-1	0-2
05-06	1-2	0-1	1-1
06-07	0-4	0-2	0-2
07-08	1-3	1-1	0-2
08-09	0-3	0-2	0-1
09-10	0-4	0-2	0-2
10-11	0-3	0-1	0-2
11-12	1-2	0-2	1-0
12-13	0-4	0-2	0-2
13-14	0-3	0-1	0-2
14-15	1-3	1-1	0-2
15-16	0-3	0-2	0-1
16-17	0-4	0-2	0-2
17-18	0-4	0-2	0-2
18-19	3-0	2-0	1-0
19-20	1-2	1-0	0-2
20-21	1-2	0-1	1-1
21-22	2-1	1-0	1-1
22-23	3-1	1-1	2-0

# TORONTO RAPTORS



Scotiabank Arena, 40 Bay Street  
Toronto, Ontario, Canada M5J 2X2  
**PF Address:** OVO Athletic Centre, 30  
British Columbia Road, Toronto, Ontario,  
Canada M6K 3C3  
**Phone:** (416) 815-5600  
**Website:** Raptors.com  
**X/Instagram:** @raptors  
**PR X:** @Raptors\_PR

## COLORS:



## HOME COURT (CAPACITY):

Scotiabank Arena (19,800) - opened 1999

**FOUNDED:** 1995-96 expansion team,  
Toronto Raptors

**HEAD COACH:** Darko Rajakovic (Serbia)

## ASSISTANT COACHES:

Pat Delany (College - Saint Anselm)  
Jama Mahlalela (College - British Columbia)  
James Wade (College - Kennesaw State)  
Mike Batiste (College - Arizona State)  
Ivo Simovic (Serbia)  
Vin Bhavnani (College - USC)  
Jim Sann (College - Colorado)  
Mary Andrade (Portugal)  
Drew Jones (College - Penn State)

## VICE PRESIDENT/PLAYER HEALTH & PERFORMANCE:

Alex McKechnie (Leeds School of Physiotherapy)

## HEAD ATHLETIC TRAINER:

Rayhan Malik (College - York University)

## STRENGTH AND CONDITIONING COACH:

Jon Lee (College - University of British Columbia)

## CHAIRMAN OF THE BOARD, MLSE & CHAIRMAN, NBA

**BOARD OF GOVERNORS:** Lawrence M. Tanenbaum,  
O.C.

**VICE-CHAIRMAN & PRESIDENT:** Masai Ujiri

**GENERAL MANAGER:** Bobby Webster

**DIRECTOR, COMMUNICATIONS:** Jennifer Quinn

## SENIOR MANAGER, BASKETBALL COMMUNICATIONS:

Phil Summers

**MANAGER, COMMUNICATIONS:** Josh Su

**COORDINATOR, COMMUNICATIONS:** Justine Jones

**RADIO:** TSN Radio 1050 (AM 1050), Sportsnet 590 (AM  
590), Paul Jones, Eric Smith, Jevohn Shepherd

**TV:** TSN, Sportsnet (Cable) Matt Devlin, Alvin Williams,  
Jack Armstrong, Savanna Hamilton, Kayla Grey

**NBA TITLES WON:** 1, 2018-19

**ALL-TIME NBA REGULAR SEASON RECORD:**  
1071-1157 (.481)

**2022-23 RECORD:** 41-41 (5th in Atlantic)

**2022-23 PLAYOFF RESULTS:** Did not qualify

## ALL-TIME SERIES (28 YEARS)

	OVERALL	HOME	ROAD
Sac-Era	28-25	17-9	11-16
All-Time	28-25	17-9	11-16

## CURRENT STREAKS

	OVERALL	HOME	ROAD
Kings	L1	L6	W1

## 2023-24 SERIES SCHEDULE

DATE	SITE	TIME (PT)
12/14	Scotiabank Arena	4:30 p.m.
1/25	Golden 1 Center	7:00 p.m.

## 2022-23 VS. RAPTORS (1-1)

DATE	SITE	RESULT
12/14	Scotiabank Arena	W, 124-123
1/25	Golden 1 Center	L, 95-113

## SERIES FACTS

Last Home Win: 11/20/16 (102-99)  
Last Road Win: 12/14/22 (124-123)  
Last Home Loss: 1/25/22 (95-113)  
Last Road Loss: 12/13/21 (101-124)  
Biggest Win: 35 (119-84) vs. Tor., 3/14/03  
Biggest Loss: 25 (91-116) @ Tor., 1/16/08

## 2022-2023 SEASON SERIES (1-1) SACRAMENTO KINGS VS. TORONTO

PLAYER	G-GS	MIN	FG-FGA	PCT	3FG-A	PCT	FT-FTA	PCT	OFF	DEF	TOT	AST	PF-DQ	STL	TO	BLK	PTS	AVG
Fox	2-2	72	16-35	.457	5-10	.500	6-8	.750	1	9	10	18	8-0	1	7	0	43	21.5
Huerter	1-1	32	8-12	.667	5-9	.556	0-0	---	0	4	4	4	1-0	1	2	1	21	21.0
Davis	1-1	25	7-14	.500	5-12	.417	0-0	---	1	2	3	2	3-0	0	4	1	19	19.0
Monk	2-0	52	8-20	.400	6-13	.462	9-10	.900	2	2	4	5	1-0	0	2	0	31	15.5
Sabonis	2-2	75	14-22	.636	1-1	1.000	1-1	1.000	7	21	28	11	6-0	4	14	1	30	15.0
Murray	2-2	66	10-22	.455	6-15	.400	0-0	---	1	6	7	4	3-0	1	0	1	26	13.0
Barnes	2-2	67	7-15	.467	1-8	.125	7-8	.875	2	9	11	3	1-0	0	1	0	22	11.0
Lyles	2-0	35	3-9	.333	1-5	.200	4-4	1.000	0	8	8	7	1-0	1	0	1	11	5.5
Holmes	2-0	6	2-3	.667	0-0	---	2-2	1.000	0	0	0	0	2-0	0	0	0	6	3.0
Mitchell	2-0	30	3-8	.375	0-4	.000	0-0	---	2	2	4	3	0-0	0	3	0	6	3.0
Metu	2-0	21	2-6	.333	0-1	.000	0-0	---	1	4	5	1	2-0	1	1	0	4	2.0
KINGS	2	480	80-166	.482	30-78	.385	29-33	.879	17	67	84	58	28-0	9	34	5	219	109.5
RAPTORS	2	480	95-191	.497	18-61	.295	28-34	.824	22	58	80	53	35-0	20	17	15	236	118.0

## 2022-23 SEASON SERIES (1-1) TORONTO RAPTORS VS. SACRAMENTO

PLAYER	G-GS	MIN	FG-FGA	PCT	3FG-A	PCT	FT-FTA	PCT	OFF	DEF	TOT	AST	PF-DQ	STL	TO	BLK	PTS	AVG
VanVleet	2-2	76	20-41	.488	4-17	.235	12-12	1.000	0	12	12	10	6-0	8	4	3	56	28.0
Siakam	2-2	77	18-43	.419	3-9	.333	6-8	.750	5	10	15	13	5-0	2	2	2	45	22.5
Achiuwa	1-0	28	9-12	.750	1-3	.333	0-0	---	1	4	5	0	3-0	0	3	0	19	19.0
Barnes	2-2	78	13-24	.542	2-5	.400	6-8	.750	4	9	13	20	4-0	2	4	1	34	17.0
Trent	2-2	61	12-24	.500	3-9	.333	0-0	---	1	5	6	4	6-0	1	1	0	27	13.5
Anunoby	1-1	31	4-9	.444	3-6	.500	0-0	---	0	3	3	2	1-0	2	1	1	11	11.0
Boucher	2-0	40	9-16	.563	2-6	.333	2-2	1.000	2	8	10	0	3-0	2	0	4	22	11.0
Young	1-1	28	3-5	.600	0-0	---	0-0	---	2	1	3	1	2-0	1	1	0	6	6.0
Banton	1-0	5	2-3	.667	0-1	.000	0-0	---	0	1	1	0	2-0	0	0	2	4	4.0
Koloko	1-0	13	2-4	.500	0-0	---	0-0	---	3	1	4	1	0-0	1	0	1	4	4.0
Hernangomez	2-0	36	2-7	.286	0-5	.000	2-4	.500	3	3	6	2	3-0	0	0	0	6	3.0
Birch	1-0	7	1-3	.333	0-0	---	0-0	---	1	1	2	0	0-0	1	0	1	2	2.0
RAPTORS	2	480	95-191	.497	18-61	.295	28-34	.824	22	58	80	53	35-0	20	17	15	236	118.0
KINGS	2	480	80-166	.482	30-78	.385	29-33	.879	17	67	84	58	28-0	9	34	5	219	109.5



VINCE CARTER

## KINGS VS RAPTORS

DATE	W/L	H/A	SCORE	+/-	DATE	W/L	H/A	SCORE	+/-
11/8/95	W	A	109-90	+19	11/1/10	W	H	111-108	+3
1/30/96	W	H	102-75	+27	1/9/11	L	A	112-118	-6
11/26/96	W	A	98-87	+11	1/11/12	W	A	98-91	+7
3/13/97	L	H	96-103	-7	12/5/12	W	H	107-100	+7
1/21/98	L	A	98-99	-1	1/4/13	W	A	105-96	+9
1/30/98	W	H	123-97	+26	2/5/14	W	H	109-101	+8
1/6/00	L	A	89-101	-12	3/7/14	L	A	87-99	-12
3/10/00	W	H	103-88	+15	12/2/14	L	H	109-117	-8
2/23/01	W	A	119-118 <sup>3OT</sup>	+1	1/28/15	L	A	102-119	-17
3/6/01	W	H	98-91	+7	11/15/15	W	H	107-101	+6
11/13/01	W	H	95-86	+9	12/20/15	W	A	104-94	+10
3/17/02	W	A	116-113	+3	11/16/16	W	A	96-91	+5
1/26/03	L	A	97-101	-4	11/20/16	W	H	102-99	+3
3/14/03	W	H	119-84	+35	12/10/17	L	H	87-102	-15
11/14/03	W	H	94-64	+30	12/17/17	L	A	93-108	-15
2/22/04	W	A	96-81	+15	11/7/18	L	H	105-114	-9
11/9/04	W	H	108-92	+16	1/22/19	L	A	105-120	-15
1/5/05	L	A	93-96	-3	11/6/19	L	A	120-124	-4
11/25/06	W	H	106-104	+2	3/8/20	L	H	113-118	-5
1/29/06	L	A	123-124 <sup>OT</sup>	-1	1/8/21	L	H	123-144	-21
11/12/06	W	H	107-92	+15	1/29/21	W	A	126-124	+2
1/17/07	L	A	85-101	-16	11/19/21	L	H	89-108	-19
1/16/08	L	A	91-116	-25	12/13/21	L	A	101-124	-23
3/16/08	W	H	106-100	+6	12/14/22	W	A	124-123	+1
12/26/08	L	H	101-107	-6	1/25/23	L	H	95-113	-18
1/25/09	L	A	97-113	-16					
2/7/10	L	A	104-115	-11					
3/10/10	W	H	113-90	+23					

	OVR	HM	RD
95-96	2-0	1-0	1-0
96-97	1-1	0-1	1-0
97-98	1-1	1-0	0-1
98-99	0-0	0-0	0-0
99-00	1-1	1-0	0-1
00-01	2-0	1-0	1-0
01-02	2-0	1-0	1-0
02-03	1-1	1-0	0-1
03-04	2-0	1-0	1-0
04-05	1-1	1-0	0-1
05-06	1-1	1-0	0-1
06-07	1-1	1-0	0-1
07-08	1-1	1-0	0-1
08-09	0-2	0-1	0-1
09-10	1-1	1-0	0-1
10-11	1-1	1-0	0-1
11-12	1-0	0-0	1-0
12-13	2-0	1-0	1-0
13-14	1-1	1-0	0-1
14-15	0-2	0-1	0-1
15-16	2-0	1-0	1-0
16-17	2-0	1-0	1-0
17-18	0-2	0-1	0-1
18-19	0-2	0-1	0-1
19-20	0-2	0-1	0-1
20-21	1-1	0-1	1-0
21-22	0-2	0-1	0-1
22-23	1-1	0-1	1-0





# UTAH JAZZ

KARL MALONE + JOHN STOCKTON

## KINGS VS JAZZ

DATE	W/L	H/A	SCORE	+/-	DATE	W/L	H/A	SCORE	+/-	DATE	W/L	H/A	SCORE	+/-
11/16/85	L	H	96-100	-4	11/20/97	W	H	97-95	+2	1/28/12	L	A	93-96	-3
1/31/86	L	A	101-113	-12	12/9/97	W	H	113-101	+12	2/28/12	W	H	103-96	+7
3/1/86	L	A	94-110	-16	3/11/98	L	A	95-110	-15	3/22/12	L	H	102-103	-1
3/4/86	W	H	94-92	+2	4/16/98	L	A	86-99	-13	3/30/12	W	A	104-103	+1
4/9/86	W	A	113-108	+5	2/15/99	L	A	112-120 <sup>OT</sup>	-8	11/23/12	L	A	102-104	-2
4/10/86	L	H	108-119	-11	3/30/99	W	H	104-101 <sup>OT</sup>	+3	11/24/12	W	H	108-97	+11
12/6/86	L	H	111-114	-3	4/13/99	L	H	100-105 <sup>OT</sup>	-5	2/4/13	L	A	91-98 <sup>OT</sup>	-7
2/1/87	L	H	113-121	-8	11/12/99	W	H	105-92	+13	2/9/13	W	H	120-109	+11
2/3/87	L	A	95-101	-6	1/22/00	L	H	101-104	-3	12/7/13	W	A	112-102*	10
3/12/87	L	H	109-113	-4	2/17/00	L	A	108-119	-11	12/11/13	L	H	101-122	-21
3/14/87	L	A	116-123	-7	4/19/00	L	A	86-95	-9	1/27/14	L	A	99-106	-7
4/6/87	W	A	110-104	+6	2/13/01	W	A	97-94 <sup>OT</sup>	+3	12/8/14	W	H	101-92	+9
11/7/87	L	A	100-121	-21	2/18/01	L	H	90-94	-4	2/7/15	L	A	90-102	-12
12/5/87	L	H	117-126	-9	3/11/01	W	H	105-90	+15	4/5/15	L	H	95-101	-6
1/2/88	W	H	107-105	+2	4/5/01	W	A	92-86	+6	4/8/15	L	A	91-103	-12
2/3/88	L	A	91-123	-32	1/24/02	W	H	113-80	+33	12/8/15	W	H	114-106	+8
2/29/88	L	H	110-115	-5	1/26/02	W	A	114-90	+24	1/14/16	W	A	103-101	+2
3/24/88	L	A	97-117	-20	2/26/02	W	H	107-81	+26	3/13/16	L	H	99-108	-8
11/9/88	L	A	81-105	-24	4/5/02	W	A	117-109	+8	12/10/16	L	A	84-104	-20
12/3/88	L	H	73-107	-34	12/14/02	W	A	98-96	+2	12/21/16	W	A	94-93	+1
12/28/88	L	A	80-96	-16	1/28/03	L	H	92-102	-10	3/5/17	L	H	109-110 <sup>OT</sup>	-6
4/1/89	W	H	117-97	+20	3/7/03	W	A	108-105 <sup>OT</sup>	+3	3/29/17	L	H	82-112	-20
1/20/90	L	H	81-94	-13	4/16/03	W	H	95-84	+11	1/17/18	L	H	105-120	-15
2/17/90	L	A	106-110	-4	11/19/03	W	A	118-110	+8	3/3/18	L	H	91-98	-7
3/17/90	W	H	122-109 <sup>OT</sup>	+13	12/12/03	W	A	100-93	+7	3/17/18	L	A	97-103	-6
3/19/90	L	A	97-105	-8	12/28/03	W	H	98-89	+9	10/17/18	L	H	117-123	-4
1/5/91	L	H	98-106	-8	2/27/04	L	H	97-102	-5	11/21/18	W	A	119-110	+10
1/25/91	L	A	93-105	-12	12/31/04	W	A	109-102	+7	11/25/18	L	H	112-133	-21
3/28/91	W	H	116-96	+20	1/13/05	W	H	107-93	+14	4/5/19	L	A	98-119	-21
4/16/91	L	A	101-111	-10	4/18/05	L	A	82-92	-10	10/26/19	L	A	81-113	-32
11/11/91	L	A	90-106	-16	11/15/05	W	H	119-83	+36	11/1/19	W	H	102-101	+1
1/29/92	L	A	105-124	-19	2/3/06	L	A	79-89	-10	1/18/20	L	A	101-123	-22
2/5/92	W	H	100-98	+2	2/5/06	W	H	96-78	+18	4/10/21	L	A	112-128	-16
3/12/92	L	H	103-114	-11	3/25/06	W	A	91-89	+2	4/28/21	L	H	105-154	-49
1/16/93	L	A	107-108	-1	11/22/06	L	H	101-110	-9	5/16/21	L	H	99-121	-22
2/9/93	L	H	114-119	-5	12/15/06	W	A	98-97	+1	10/22/21	L	H	101-110	-9
2/27/93	W	A	121-117	+4	4/6/07	W	H	107-103	+4	11/2/21	L	A	113-119	-6
4/20/93	W	H	101-92	+9	11/12/07	L	A	93-117	-24	11/20/21	L	H	105-123	-18
1/21/94	L	A	83-112	-29	12/4/07	W	H	117-107	+10	3/12/22	L	A	125-134	-9
2/18/94	W	H	90-81	+9	1/25/08	L	A	113-127	-14	12/30/22	W	H	126-125	+1
4/12/94	L	A	91-126	-35	2/8/08	W	H	117-104	+13	1/3/23	W	A	117-115	+2
4/19/94	L	H	108-115	-7	11/28/08	L	A	94-120	-26	3/20/23	L	A	120-128	-8
11/27/94	L	H	89-94	-5	12/2/08	L	H	94-99	-5	3/25/23	W	H	121-113	+8
1/25/95	L	A	88-130	-42	2/6/09	L	H	107-111	-4					
3/7/95	L	H	95-102 <sup>OT</sup>	-7	2/28/09	L	A	89-102	-13					
3/10/95	L	A	93-110	-17	11/7/09	W	A	104-99	+5					
11/22/95	L	A	95-116	-21	1/29/10	L	A	94-101	-7					
3/5/96	L	H	97-112	-15	2/26/10	W	H	103-99	+4					
4/7/96	L	H	92-107	-15	11/22/10	L	A	83-94	-11					
4/20/96	L	A	92-104	-12	2/7/11	L	H	104-107	-3					
11/13/96	L	A	74-105	-31	3/5/11	L	A	102-109 <sup>OT</sup>	-7					
2/11/97	L	H	98-120	-22	4/3/11	W	H	106-97	+9					
4/2/97	L	A	87-118	-31										
4/20/97	L	H	109-113	-4										

	OVR	HM	RD
74-75	2-2	2-0	0-2
75-76	1-3	1-1	0-2
76-77	2-2	2-0	0-2
77-78	2-2	2-0	0-2
78-79	3-1	2-0	1-1
79-80	6-0	3-0	3-0
80-81	5-1	3-0	2-1
81-82	3-3	2-1	1-2
82-83	4-2	3-0	1-2
83-84	3-3	3-0	0-3
84-85	2-4	2-1	0-3
85-86	2-4	1-2	1-2
86-87	1-5	0-3	1-2
87-88	1-5	1-2	0-3
88-89	1-3	1-1	0-2
89-90	1-3	1-1	0-2
90-91	1-3	1-1	0-2
91-92	1-3	1-1	0-2
92-93	2-2	1-1	1-1
93-94	1-3	1-1	0-2
94-95	0-4	0-2	0-2
95-96	0-4	0-2	0-2
96-97	0-4	0-2	0-2
97-98	2-2	2-0	0-2
98-99	1-2	1-1	0-1
99-00	1-3	1-1	0-2
00-01	3-1	1-1	2-0
01-02	4-0	2-0	2-0
02-03	3-1	1-1	2-0
03-04	3-1	1-1	2-0
04-05	2-1	1-0	1-1
05-06	3-1	2-0	1-1
06-07	2-1	1-1	1-0
07-08	2-2	2-0	0-2
08-09	0-4	0-2	0-2
09-10	2-1	1-0	1-1
10-11	1-3	1-1	0-2
11-12	2-2	1-1	1-1
12-13	2-2	2-0	0-2
13-14	1-2	0-1	1-1
14-15	1-3	1-1	0-2
15-16	2-1	1-1	1-0
16-17	1-3	0-2	1-1
17-18	0-3	0-2	0-1
18-19	1-3	0-2	1-1
19-20	1-2	1-0	0-2
20-21	0-3	0-2	0-1
21-22	0-4	0-2	0-2
22-23	3-1	2-0	1-1

# WASHINGTON WIZARDS



1100 Oak Drive SE, Washington, DC 20032

Phone: (202) 661-5000

Website: WashingtonWizards.com

X: @WashWizards

### COLORS:



### HOME COURT (CAPACITY):

Capital One Arena (20,362) - opened 1997

**FOUNDED:** 1961-62, Chicago Packers; 1962-63, Chicago Zephyrs; 1963-64, Baltimore Bullets; 1973-74, Capital Bullets; 1974-75, Washington Bullets; 1977-98, Washington Wizards

**HEAD COACH:** Wes Unseld Jr. (College - Johns Hopkins)

### ASSISTANT COACHES:

Brian Keefe (College - UNLV)  
Joseph Blair (College - Arizona)  
David Vanterpool (College - St. Bonaventure)  
Mike Miller (College - Florida)  
Zach Guthrie (College - Texas)  
James Posey (College - Xavier)

**ASSISTANT COACH FOR ANALYTICS:** Sammy Gelfand

### VICE PRESIDENT OF PLAYER PERFORMANCE:

Mark Simpson

### SENIOR DIRECTOR OF PLAYER PERFORMANCE:

Tyler Terrell

**DIRECTOR OF PLAYER HEALTH:** Dr. Michael Ashton

**DIRECTOR OF PERFORMANCE THERAPY:** Dr. Michael Davis

**DIRECTOR OF ATHLETIC PERFORMANCE:** Dr. Powell Bernhardt

**CHAIRMAN & CEO:** Ted Leonsis

### PRESIDENT, MONUMENTAL BASKETBALL:

Michael Winger

**GENERAL MANAGER:** Will Dawkins

### SENIOR VICE PRESIDENT, MONUMENTAL BASKETBALL:

John Thompson III

### SENIOR VICE PRESIDENT OF PLAYER PERSONNEL:

Travis Schlenk

### CHIEF OF ATHLETIC CARE & PERFORMANCE:

Dr. Daniel Medina

### ASSISTANT GENERAL MANAGER/STRATEGY & ANALYTICS:

Brett Greenberg

**VICE PRESIDENT OF COLLEGE PERSONNEL:** Frank Ross

**VICE PRESIDENT OF PRO PERSONNEL:** Johnny Rogers

**VICE PRESIDENT OF COMMUNICATIONS:** Scott Hall

### SENIOR DIRECTOR OF BASKETBALL COMMUNICATIONS:

Daren Jenkins

**COMMUNICATIONS MANAGERS:** Matt Quinn, Kara Swirsky

**COMMUNICATIONS COORDINATOR:** Alessandro Carusone

**RADIO:** WFED (1500 AM), WTEM (980 AM), Dave Johnson, Glen Consor

**TV:** NBC Sports Washington (cable), Chris Miller, Drew Gooden

**NBA TITLES WON:** 1, 1977-78

### ALL-TIME NBA REGULAR SEASON RECORD:

2257-2748 (.451)

**2022-23 RECORD:** 35-47 (3rd in Southeast)

**2022-23 PLAYOFF RESULTS:** Did not qualify

### ALL-TIME SERIES (62 YEARS)

	OVERALL	HOME	ROAD
Sac-Era	38-36	23-13	15-23
All-Time	111-95	61-27	39-61

### CURRENT STREAKS

	OVERALL	HOME	ROAD
Kings	W1	L1	W4

### 2023-24 SERIES SCHEDULE

DATE	SITE	TIME (PT)
12/18	Golden 1 Center	7:00 p.m.
3/21	Capital One Arena	4:00 p.m.

### 2022-23 VS. WIZARDS (1-1)

DATE	SITE	RESULT
12/23	Golden 1 Center	L, 111-125
3/18	Capital One Arena	W, 132-118

### SERIES FACTS

Last Home Win: 12/15/21 (119-105)  
Last Road Win: 3/18/23 (132-118)  
Last Home Loss: 12/23/23 (111-125)  
Last Road Loss: 3/11/19 (115-121)  
Biggest Win: 34 (106-72) vs. WAS, 12/19/00  
Biggest Loss: 43 (108-151) @ WAS, 3/3/65

## 2022-23 SEASON SERIES (1-1) SACRAMENTO KINGS VS. WASHINGTON

PLAYER	G-GS	MIN	FG-FGA	PCT	3FG-A	PCT	FT-FTA	PCT	OFF	DEF	TOT	AST	PF-DQ	STL	TO	BLK	PTS	AVG
Sabonis	2-2	68	15-26	.577	0-3	.000	20-22	.909	9	15	24	20	4-0	1	2	1	50	25.0
Fox	2-2	61	15-28	.536	0-5	.000	8-16	.500	2	7	9	10	6-0	2	3	2	38	19.0
Monk	2-0	50	10-23	.435	7-13	.538	6-6	1.000	0	9	9	10	5-0	2	5	1	33	16.5
Huerter	1-1	24	5-10	.500	2-5	.400	2-3	.667	1	1	2	0	3-0	0	3	0	14	14.0
Lyles	1-0	23	6-6	1.000	2-2	1.000	0-1	.000	1	3	4	1	1-0	1	2	1	14	14.0
Davis	2-0	34	9-15	.600	5-8	.625	0-1	.000	0	7	7	0	3-0	2	1	0	23	11.5
Barnes	2-2	65	7-20	.350	4-10	.400	4-5	.800	0	8	8	2	2-0	0	2	0	22	11.0
Murray	2-2	58	8-23	.348	6-14	.429	0-2	.000	2	7	9	3	2-0	3	0	1	22	11.0
Edwards (TOT)	1-1	19	3-3	1.000	2-2	1.000	1-2	.500	1	1	2	1	3-0	0	0	0	9	9.0
Edwards (SAC)	1-1	19	3-3	1.000	2-2	1.000	1-2	.500	1	1	2	1	3-0	0	0	0	9	9.0
Mitchell	2-0	35	4-5	.800	3-3	1.000	0-0	---	0	3	3	3	4-0	1	0	0	11	5.5
Dellavedova	1-0	4	1-2	.500	1-1	1.000	0-0	---	0	0	0	0	0-0	0	0	0	3	3.0
Dozier	1-0	4	1-2	.500	0-1	.000	0-0	---	0	2	2	0	1-0	0	1	0	2	2.0
Metu	2-0	13	1-3	.333	0-0	---	0-0	---	2	5	7	2	3-0	0	0	3	2	1.0
Ellis	1-0	4	0-1	.000	0-0	---	0-0	---	1	0	1	0	1-0	0	0	0	0	0.0
Holmes	1-0	6	0-0	---	0-0	---	0-0	---	1	0	1	0	2-0	0	0	0	0	0.0
Len	1-0	4	0-1	.000	0-1	.000	0-0	---	0	1	1	1	1-0	0	2	0	0	0.0
Okpala	1-0	3	0-2	.000	0-1	.000	0-0	---	0	1	1	0	0-0	0	0	0	0	0.0
Queta	1-0	4	0-0	---	0-0	---	0-0	---	0	1	1	0	1-0	0	0	0	0	0.0
KINGS	2	480	85-170	.500	32-69	.464	41-58	.707	20	71	91	53	42-0	12	21	9	243	121.5
WIZARDS	2	480	90-179	.503	23-68	.338	40-51	.784	17	69	86	57	41-1	15	20	9	243	121.5

## 2022-23 SEASON SERIES (1-1) WASHINGTON WIZARDS VS. SACRAMENTO

PLAYER	G-GS	MIN	FG-FGA	PCT	3FG-A	PCT	FT-FTA	PCT	OFF	DEF	TOT	AST	PF-DQ	STL	TO	BLK	PTS	AVG
Kuzma	2-2	69	26-46	.565	6-19	.316	7-9	.778	1	15	16	8	2-0	3	1	0	65	32.5
Beal	2-2	66	18-33	.545	4-8	.500	4-5	.800	0	4	4	6	5-0	1	7	0	44	22.0
Hachimura	1-0	27	9-15	.600	3-7	.429	0-0	---	0	5	5	4	2-0	0	1	0	21	21.0
Morris	2-2	53	6-13	.462	3-7	.429	8-8	1.000	0	4	4	8	1-0	3	0	0	23	11.5
Kispert	2-1	56	9-19	.474	4-12	.333	0-0	---	3	6	9	4	3-0	1	2	0	22	11.0
Goodwin	1-0	6	3-5	.600	2-3	.667	0-0	---	0	1	1	1	0-0	1	0	0	8	8.0
Gibson	2-0	28	7-9	.778	0-1	.000	0-2	.000	2	2	4	3	10-1	0	3	0	14	7.0
Porzingis	1-1	34	2-11	.182	0-3	.000	3-5	.600	2	11	13	1	3-0	1	0	2	7	7.0
Gafford	2-2	34	4-5	.800	0-0	---	5-6	.833	3	2	5	5	8-0	1	2	3	13	6.5
Gill	1-0	14	1-3	.333	0-1	.000	4-4	1.000	1	5	6	0	3-0	1	0	2	6	6.0
Huff	1-0	6	1-1	1.000	0-0	---	3-3	1.000	0	3	3	0	0-0	0	0	0	5	5.0
Nunn (TOT)	4-0	47	6-19	.316	4-10	.400	2-2	1.000	0	1	1	1	4-0	2	2	1	18	4.5
Nunn (WAS)	1-0	6	0-2	.000	0-2	.000	2-2	1.000	0	0	0	1	0-0	1	0	0	2	2.0
Davis	1-0	13	2-5	.400	0-2	.000	0-3	.000	0	0	0	0	0-0	0	0	1	4	4.0
Avdija	1-0	28	1-9	.111	1-2	.500	0-0	---	3	8	11	6	1-0	1	1	0	3	3.0
Wright	2-0	35	1-3	.333	0-1	.000	4-4	1.000	1	2	3	10	3-0	1	0	1	6	3.0
Cooks	1-0	6	0-0	---	0-0	---	0-0	---	1	1	2	0	0-0	0	1	0	0	0.0
WIZARDS	2	480	90-179	.503	23-68	.338	40-51	.784	17	69	86	57	41-1	15	20	9	243	121.5
KINGS	2	480	85-170	.500	32-69	.464	41-58	.707	20	71	91	53	42-0	12	21	9	243	121.5

# WASHINGTON WIZARDS



WES UNSELD

## KINGS VS WIZARDS

DATE	W/L	H/A	SCORE	+/-	DATE	W/L	H/A	SCORE	+/-
12/8/85	L	A	89-111	-22	2/21/04	W	H	104-93	+13
1/6/86	W	H	106-87	+19	2/27/05	W	A	110-108	+2
1/12/87	L	A	109-113	-4	3/5/06	L	A	107-117	-10
2/14/87	W	H	136-111	+25	3/28/06	L	H	84-97	-13
1/17/88	L	A	113-130	-17	12/21/06	L	H	119-126	-7
2/25/88	L	H	110-129	-19	2/22/07	L	A	106-109	-3
2/14/89	L	H	99-107	-8	12/15/07	L	A	79-92	-13
3/10/89	L	A	97-114	-17	3/28/08	L	H	108-114	-6
2/2/90	L	A	99-108	-9	1/21/09	L	H	107-110	-3
2/13/90	W	H	106-98	+8	3/15/09	L	A	104-106	-2
11/20/90	W	A	87-82	+5	12/16/09	W	H	112-109	+3
12/6/90	W	H	104-86	+18	1/16/10	L	A	86-96	-10
2/12/92	W	H	98-97	+1	12/8/10	W	H	116-91	+25
2/23/92	W	A	124-117	+5	1/11/11	L	A	133-136 <sup>OT</sup>	-3
12/8/93	L	H	106-114	-8	2/22/12	W	A	115-107	+8
4/1/93	W	A	117-97	+20	1/16/13	W	H	95-94	+1
12/23/93	W	H	114-88	+26	1/28/13	W	A	96-94	+2
12/29/93	W	A	103-97	+6	2/9/14	L	A	84-93	-9
12/20/94	W	H	105-102	+3	3/18/14	W	H	117-111 <sup>OT</sup>	+6
2/25/95	L	A	98-102	-4	3/14/15	L	A	97-113	-16
1/12/96	L	A	88-117	-29	3/22/15	W	H	109-86	+23
3/3/96	L	H	99-108	-9	12/21/15	L	A	99-113	-14
12/16/96	L	H	89-97	-8	3/30/16	W	H	120-111	+9
1/25/97	L	A	105-113	-8	11/28/16	L	A	95-101 <sup>OT</sup>	-6
12/4/97	L	A	96-118	-22	3/10/17	L	H	122-130 <sup>OT</sup>	-8
2/15/98	W	H	88-86	+2	10/29/17	L	H	83-110	-27
2/25/99	W	A	115-105	+10	11/13/17	L	A	92-110	-18
12/4/99	W	A	114-104	+10	10/26/18	W	H	116-112	+4
3/21/00	W	H	98-86	+12	3/11/19	L	A	115-121	-6
12/19/00	W	H	106-72	+34	11/24/19	W	A	113-106	+7
2/22/01	W	A	115-110	+5	3/3/20	W	H	133-126	+7
2/7/02	L	A	101-108	-7	3/17/21	W	A	121-119	+2
2/14/02	W	H	109-93	+16	4/14/21	L	H	111-123	-12
2/11/03	W	H	99-80	+19	12/15/21	W	H	119-105	+14
4/2/03	W	A	105-99	+6	02/12/22	W	A	123-110	+13
3/17/04	L	A	108-114	-6	12/23/22	L	H	111-125	-14
3/28/04	W	H	100-92	+8	3/21/23	W	A	132-118	+14

## OVR HM RD

61-72 (ROC/CIN)	54-39
72-73	1-3 1-1 0-2
73-74	1-3 0-2 1-1
74-75	1-3 1-1 0-2
75-76	1-3 1-1 0-2
76-77	2-2 2-0 0-2
77-78	2-2 1-1 1-1
78-79	3-0 2-0 1-0
79-80	2-0 1-0 1-0
80-81	1-1 1-0 0-1
81-82	0-2 0-1 0-1
82-83	2-0 1-0 1-0
83-84	2-0 1-0 1-0
84-85	1-1 1-0 0-1
85-86	1-1 1-0 0-1
86-87	1-1 1-0 0-1
87-88	0-2 0-1 0-1
88-89	0-2 0-1 0-1
89-90	1-1 1-0 0-1
90-91	2-0 1-0 1-0
91-92	2-0 1-0 1-0
92-93	1-1 0-1 1-0
93-94	2-0 1-0 1-0
94-95	1-1 1-0 0-1
95-96	0-2 0-1 0-1
96-97	0-2 0-1 0-1
97-98	1-1 1-0 0-1
98-99	1-0 0-0 1-0
99-00	2-0 1-0 1-0
00-01	2-0 1-0 1-0
01-02	1-1 1-0 0-1
02-03	2-0 1-0 1-0
03-04	1-1 1-0 0-1
04-05	2-0 1-0 1-0
05-06	0-2 0-1 0-1
06-07	0-2 0-1 0-1
07-08	0-2 0-1 0-1
08-09	0-2 0-1 0-1
09-10	1-1 1-0 0-1
10-11	1-1 1-0 0-1
11-12	1-0 0-0 1-0
12-13	2-0 1-0 1-0
13-14	1-1 1-0 0-1
14-15	1-1 1-0 0-1
15-16	1-1 1-0 0-1
16-17	0-2 0-1 0-1
17-18	0-2 0-1 0-1
18-19	1-1 1-0 0-1
19-20	2-0 1-0 1-0
20-21	1-1 0-1 1-0
21-22	2-0 1-0 1-0
22-23	1-1 0-1 1-0



# NBA DIVISION ALIGNMENT



## WESTERN CONFERENCE

## EASTERN CONFERENCE

### SOUTHWEST DIVISION

DALLAS MAVERICKS  
HOUSTON ROCKETS  
MEMPHIS GRIZZLIES  
NEW ORLEANS PELICANS  
SAN ANTONIO SPURS

### ATLANTIC DIVISION

BOSTON CELTICS  
BROOKLYN NETS  
NEW YORK KNICKS  
PHILADELPHIA 76ERS  
TORONTO RAPTORS

### NORTHWEST DIVISION

DENVER NUGGETS  
MINNESOTA TIMBERWOLVES  
OKLAHOMA CITY THUNDER  
PORTLAND TRAIL BLAZERS  
UTAH JAZZ

### CENTRAL DIVISION

CHICAGO BULLS  
CLEVELAND CAVALIERS  
DETROIT PISTONS  
INDIANA PACERS  
MILWAUKEE BUCKS

### PACIFIC DIVISION

GOLDEN STATE WARRIORS  
LOS ANGELES CLIPPERS  
LOS ANGELES LAKERS  
PHOENIX SUNS  
SACRAMENTO KINGS

### SOUTHEAST DIVISION

ATLANTA HAWKS  
CHARLOTTE HORNETS  
MIAMI HEAT  
ORLANDO MAGIC  
WASHINGTON WIZARDS

### KEY DATES

**2023**  
**JUNE 30**  
Teams can begin negotiating with free agents (beginning at 6 p.m. ET)  
**JULY 3 & 5**  
California Summer League (Sacramento, CA)  
**JULY 3, 5 & 6**  
Salt Lake City Summer League (Salt Lake City, UT)  
**JULY 6**  
NBA Teams may begin signing free agents to contracts (12:01 p.m. ET)  
**JULY 7-17**  
NBA 2K24 Summer League (Las Vegas, NV)  
**JULY 7-9**  
NBA Con (Las Vegas, NV)  
**AUGUST 7**  
USA vs. Puerto Rico (Las Vegas, Nevada)  
**AUGUST 11-12**  
Naismith Basketball Hall of Fame Enshrinement Weekend (Springfield, MA)  
**AUGUST 12**  
USA vs. Slovenia (Malaga, Spain)  
**AUGUST 13**  
USA vs. Spain (Malaga, Spain)  
**AUGUST 18**  
USA vs. Greece (Abu Dhabi, UAE)  
**AUGUST 20**  
USA vs. Germany (Abu Dhabi, UAE)  
**AUGUST 25 - SEPT. 10**  
2023 FIBA Men's World Cup (Philippines, Japan and

Indonesia)  
**SEPTEMBER 26**  
First allowable date for players participating in preseason games in Abu Dhabi, UAE to report to their teams (no earlier than 11 a.m. local time)  
**SEPTEMBER 27**  
Training Camps open for all teams participating in preseason games outside North America  
**OCTOBER 2**  
First allowable date for all other veteran players to report to their teams (no earlier than 11 a.m. local time)  
**OCTOBER 3**  
NBA Training Camps open  
**OCTOBER 5**  
NBA Preseason games begin  
**OCTOBER 5 & 7**  
NBA Abu Dhabi Games, Dallas Mavericks vs. Minnesota Timberwolves, (Abu Dhabi, UAE)  
**OCTOBER 20**  
NBA Preseason ends  
**OCTOBER 23**  
Rosters set for NBA Opening Day (5 p.m. ET)  
**OCTOBER 24**  
Start of the 2023-24 NBA Regular Season  
**OCTOBER 28**  
NBA G League Draft  
**OCTOBER 30 - NOV. 9**  
NBA G League Training Camp

**NOVEMBER 3**  
In-Season Tournament begins  
**NOVEMBER 9**  
Rosters set for NBA G League Opening Day (5 p.m. ET)  
**NOVEMBER 10**  
NBA G League Season begins  
**NOVEMBER 9**  
NBA Mexico City Game, Atlanta Hawks vs. Orlando Magic (Mexico City, Mexico)  
**DECEMBER 7**  
NBA In-Season Tournament Semifinals (Las Vegas, NV)  
**DECEMBER 9**  
NBA In-Season Tournament Finals (Las Vegas, NV)  
**DECEMBER 19-22**  
NBA G League Winter Showcase and Showcase Cup Championship Game  
**DECEMBER 27**  
NBA G League 34-game regular season begins  
**2024**  
**JANUARY 5**  
10-day contracts may now be signed  
**JANUARY 10**  
All NBA contracts are guaranteed for the remainder of the season  
**JANUARY 11**  
NBA Paris Game, Brooklyn Nets vs. Cleveland Cavaliers (Paris, France)  
**JANUARY 23-27**  
NBA Rivals Week

**FEBRUARY 8**  
NBA Trade Deadline (3 p.m. ET)  
**FEBRUARY 16-18**  
NBA All-Star 2024 (Indianapolis, IN)  
**FEBRUARY 16-21**  
NBA All-Star break  
**MARCH 1**  
Playoff Eligibility Waiver Deadline  
**MARCH 30**  
NBA G League Regular Season ends  
**APRIL 2**  
NBA G League Playoffs begin  
**APRIL 14**  
Regular Season ends  
**APRIL 15**  
Rosters set for NBA Playoffs 2024 (3 p.m. ET)  
**APRIL 16-19**  
NBA Play-In Tournament  
**APRIL 20**  
NBA Playoffs 2024 begin  
**APRIL 28**  
NBA Early Entry Eligibility Deadline (11:59 p.m. ET)  
**MAY 6-7**  
Conference Semifinals begin (possible move up to May 4-5)  
**MAY 12**  
NBA DRAFT LOTTERY 2024 PRESENTED BY STATE FARM  
**MAY 13-19**  
NBA COMBINE (CHICAGO, IL)

**MAY 21-22**  
Conference Finals begin (possible move up to May 19-20)  
**JUNE 6**  
NBA Finals 2024 Game 1  
**JUNE 9**  
NBA Finals 2024 Game 2  
**JUNE 12**  
NBA Finals 2024 Game 3  
**JUNE 14**  
NBA Finals 2024 Game 4  
**JUNE 17**  
NBA Draft Early Entry Entrant Withdrawal Deadline (5 p.m. ET)  
**JUNE 17**  
NBA Finals 2024 Game 5 (if necessary)  
**JUNE 20**  
NBA Finals 2024 Game 6 (if necessary)  
**JUNE 23**  
NBA Finals 2024 Game 7 (if necessary)  
**JUNE 27**  
NBA Draft 2024 presented by State Farm



**NATIONAL BASKETBALL ASSOCIATION  
NBA ENTERTAINMENT  
WOMEN'S NATIONAL BASKETBALL ASSOCIATION  
NBA G LEAGUE  
NBA 2K LEAGUE**

**NEW YORK**

Olympic Tower 645 Fifth Avenue  
New York, NY 10022  
Telephone: (212) 407-8000  
Fax: (212) 832-3861

**NEW JERSEY**

100 Plaza Drive  
Secaucus, NJ 07094  
Telephone: (201) 865-1500  
Fax: (201) 974-5973

**INTERNATIONAL OFFICES**

**AFRICA**

**CAIRO**

5A Building H, Second Floor  
Unit 3  
New Cairo  
Cairo  
Egypt

**DAKAR**

Levels 4 and 5, Serenity Building  
King Fahd Palace Road  
Almadies, Dakar  
Senegal

**JOHANNESBURG**

6th Floor  
The Ridge  
1 Discovery Place  
Sandton, 2196  
South Africa

**LAGOS**

6th Floor, Landmark Towers  
5B Water Corporation Road  
Oniru, Lagos State  
Nigeria

**ASIA-PACIFIC**

**BEIJING**

19th Floor, Office Tower 2, China  
Central Place  
No. 79 Jianguo Road, Chaoyang District  
Beijing, China 100025  
Telephone: +86-10-5200-8200  
FAX: +86-10-5200-8202

**HONG KONG**

Room 3101, Lee Gardens One  
33 Hysan Avenue  
Causeway Bay, Hong Kong  
Telephone: +852-2843-9600  
Fax: +852-2536-4808

**MANILA**

Unit 1701, World Plaza Building  
5th Avenue corner 30th Street  
Bonifacio Global City  
Taguig, 1634 Philippines  
Telephone: +632-866-8205

**MUMBAI**

C-1804, ONE BKC  
G Block, Bandra Kurla Complex  
Bandra East, Mumbai - 400051  
Telephone: +91-22-6124-6100

**SHANGHAI**

Unit 2703-2708, 27F, Tower 2 Plaza  
66 1266 Nanjing West Road  
Jing An District  
Shanghai, China 200040  
Telephone: +86-21-6137-2200  
Fax: +86-21-6288-9920

**CANADA**

16 York Street, Suite 2510  
Toronto, Ontario, Canada M5J 0E6  
Telephone: (416) 682-2000

**EUROPE & THE MIDDLE EAST**

**LONDON**

Endeavour House  
189 Shaftesbury Avenue  
London, United Kingdom WC2H 8JR  
Telephone: +44-20-7420-8900

**MADRID**

47 Leganitos Street 6th Floor  
28013 Madrid, Spain  
Telephone: +34-912-153-573

**LATIN AMERICA**

**RIO DE JANEIRO**

Av Borges de Medeiros, 633  
Sala 301 - Leblon  
Rio de Janeiro, RJ, Brazil 22430-041  
Telephone: +55-21-3206-6400  
Fax: +55-21-2586-6001

**MEXICO CITY**

Av. Prolongacion Paseo de la Reforma  
No. 1236, Piso 6  
Planta Baja Desarrollo Santa Fe  
Cuajimalpa De Morelos, Ciudad De  
Mexico 05348  
Telephone: +52-55-9171-7700



## AUSTIN SPURS

1717 Scottsdale Drive, Suite 155, Cedar Park, TX 78641  
 Arena: H-E-B Center at Cedar Park  
 Tel: (512) 236-8333  
 Media Relations Contact: Loren Leali'e'e (llealiiee@spurs.com)  
 NBA Affiliation: San Antonio

## BIRMINGHAM SQUADRON

950 22nd Street N, Suite 925, Birmingham, AL 35203  
 Arena: Legacy Arena at the BJCC  
 Tel: (256) 708-0281  
 Media Relations Contact: Dawson Boyd (Dawson.Boyd@pelicans.com)  
 NBA Affiliation: New Orleans

## CAPITAL CITY GO-GO

1100 Oak Drive SE, Washington, DC 20032  
 Arena: Ent. & Sports Arena in Congress Hts.  
 Tel: (202) 318-5278  
 Media Relations Contact: Autumn Hair (ahair@monumentalsports.com)  
 NBA Affiliation: Washington

## CLEVELAND CHARGE

1 Center Court, Cleveland, OH, 44115  
 Arena: Cleveland State University Wolstein Center  
 Tel: (216) 420-2730  
 Media Relations Contact: Sean Wyatt (SWyatt@cavs.com)  
 NBA Affiliation: Cleveland

## COLLEGE PARK SKYHAWKS

101 Marietta Street NW, Suite 1100, Atlanta, GA 30303  
 Arena: Gateway Center Arena at College Park  
 Tel: (404) 878-3800  
 Media Relations Contact: Jerome Schwich (Jerome.schwich@cpskyhawks.com)  
 NBA Affiliation: Atlanta

## DELAWARE BLUE COATS

401 Garasches Lane, Wilmington, DE 19801  
 Arena: Chase Fieldhouse  
 Tel: (302) 504-7587  
 Media Relations Contact: Alex Yoh (alexboh@76ers.com and BlueCoatsPR@76ers.com)  
 NBA Affiliation: Philadelphia

## GRAND RAPIDS GOLD

130 Fulton Street W, Grand Rapids, MI 49503  
 Arena: Van Andel Arena  
 Tel: (616) 350-4881  
 Media Relations Contact: Shane Marvin (smarvin@nbagrandrapids.com) and Brittney Whitefield (bwhitefield@nbagrandrapids.com)  
 NBA Affiliation: Denver

## GREENSBORO SWARM

2411 B West Gate City Boulevard, Greensboro, NC 27403  
 Arena: Fieldhouse at the Greensboro Coliseum Complex  
 Tel: (336) 907-3608  
 Media Relations Contact: Haley Winstead (hwinstead@gsoswarm.com)  
 NBA Affiliation: Charlotte

## INDIANA MAD ANTS

125 S. Pennsylvania Street Indianapolis, IN 46204  
 Arena: Gainbridge Fieldhouse  
 Tel: (260) 702-9561  
 Media Relations Contact: Dan Vance (dvance@pacers.com)  
 NBA Affiliation: Indiana

## IOWA WOLVES

730 3rd Street, Des Moines, IA 50309  
 Arena: Wells Fargo Arena  
 Tel: (515) 564-8550  
 Media Relations Contact: John Meyer (john.meyer@iawolves.com)  
 NBA Affiliation: Minnesota

## LONG ISLAND NETS

1255 Hempstead Turnpike, Uniondale, New York 11553  
 Arena: Nassau Coliseum  
 Tel: (516) 654-8199  
 Media Relations Contact: Patricia Douglas (pdouglas@bseglobal.net)  
 NBA Affiliation: Brooklyn

## MAINE CELTICS

550 Forest Avenue, Portland, ME 04012  
 Arena: Portland Exposition Building  
 Tel: (207) 210-6655  
 Media Relations Contact: Evans Boston (EBoston@maineceltics.com)  
 NBA Affiliation: Boston

## MEMPHIS HUSTLE

191 Beale Street, Memphis, TN 38103  
 Arena: Landers Center  
 Tel: (901) 205-1234  
 Media Relations Contact: Brandon Abraham (BAbraham@grizzlies.com)  
 NBA Affiliation: Memphis

## MEXICO CITY CAPITANES

Av. de las Granjas 800, Santa Barbara, Azcapotzalco, 02230, Mexico City, Mexico  
 Arena: Arena Ciudad de México  
 Tel: +52 55 6414 6100  
 Media Relations Contact: Adriana Barrón (abarron@capitanes.mx)  
 NBA Affiliation: None

## MOTOR CITY CRUISE

1290 West Warren Avenue, Detroit, MI 48201  
 Arena: Wayne State Fieldhouse  
 Tel: (417) 331-0002  
 Media Relations Contact: Brody Hickle (bhickle@pistons.com)  
 NBA Affiliation: Detroit

## NBA G LEAGUE IGNITE

200 S Green Valley Parkway, Henderson, NV 89012  
 Arena: The Dollar Loan Center  
 Media Relations Contact: Dermonte Bond (dbond@nba.com)  
 NBA Affiliation: None

## OKLAHOMA CITY BLUE

208 Thunder Drive, Oklahoma City, OK 73102  
 Arena: Paycom Center  
 Tel: (405) 208-4800  
 Media Relations Contact: Cole Terlip (cterlip@okcthunder.com)  
 NBA Affiliation: Oklahoma City

## ONTARIO CLIPPERS

1212 Flower Street, Los Angeles, CA 90015  
 Arena: Toyota Arena  
 Tel: (909) 406-9090  
 Media Relations Contact: Cooper Dzierzanowski (cdzierzanowski@clippers.com)  
 NBA Affiliation: LA Clippers

## OSCEOLA MAGIC

1875 Silver Spur Lane, Kissimmee, FL 34744  
 Arena: Silver Spurs Arena  
 Tel: (407) 447-2140  
 Media Relations Contact: Comron Fouladi (cfouladi@osceolamagic.com)  
 NBA Affiliation: Orlando

## RAPTORS 905

5600 Rose Cherry Place, Mississauga, ON L4Z4B6  
 Arena: Paramount Fine Foods Centre  
 Tel: (416) 815-5600  
 Media Relations Contact: Safia Hersi (SHersi@raptors905.com)  
 NBA Affiliation: Toronto

## RIO GRANDE VALLEY VIPERS

4421 N. McColl Road, McAllen, TX 78504  
 Arena: Bert Ogden Arena  
 Tel: (956) 843-0072  
 Media Relations Contact: Juanita Maldonado (juanita@rgvipers.com)  
 NBA Affiliation: Houston

## RIP CITY REMIX

1 Center Court Suite 200, Portland, OR 97277  
 Arena: Chiles Center  
 Tel: (503) 235-8771  
 Media Relations Contact: Hunter Hippel (hunter.hippel@ripcity.com)  
 NBA Affiliation: Portland

**SALT LAKE CITY STARS**

3200 S Decker Lake Drive, West Valley City, UT  
84119

Arena: Maverik Center

Tel: (801) 325-7827

Media Relations Contact: Megan Zipfel (megan.  
zipfel@utahjazz.com)

NBA Affiliation: Utah

**SANTA CRUZ WARRIORS**

903 Pacific Avenue, Suite 101, Santa Cruz, CA  
95060

Arena: Kaiser Permanente Arena

Tel: (503) 704-6328

Media Relations Contact: Anna Burleson  
(aburleson@warriors.com)

NBA Affiliation: Golden State

**SIOUX FALLS SKYFORCE**

2131 South Minnesota Avenue, Sioux Falls, SD  
57105

Arena: Sanford Pentagon

Tel: (605) 332-0605

Media Relations Contact: Nick Robinson (nick@  
skyforceonline.com)

NBA Affiliation: Miami

**SOUTH BAY LAKERS**

2275 East Mariposa Avenue, El Segundo, CA  
90245

Arena: UCLA Health Training Center

Tel: (310) 426-6000

Media Relations Contact: Cole Knox (cknox@  
sb-lakers.com)

NBA Affiliation: Los Angeles Lakers

**STOCKTON KINGS**

400 East Main Street, Suite 760 Stockton, CA  
95202

Arena: Stockton Arena

Tel: (888) 564-7209

Media Relations Contact: Shannon Malone  
Mazibuko (Smalone@kings.com)

NBA Affiliation: Sacramento

**TEXAS LEGENDS**

2601 Avenue of the Stars, Suite 300, Frisco, TX  
75034

Arena: Comerica Center

Tel: (214) 469-0822

Media Relations Contact: Britney Wynn (bwynn@  
texlegends.com)

NBA Affiliation: Dallas

**WESTCHESTER KNICKS**

711 Old Saw Mill River Road, Tarrytown, NY  
10591

Arena: Total Mortgage Arena

Tel: (212) 485-7116

Media Relations Contact: Derek Lapinski  
(Derek.Lapinski@msgsports.com)

NBA Affiliation: New York

**WINDY CITY BULLS**

5333 Prairie Stone Parkway, Hoffman Estates,  
IL 60192

Arena: NOW Arena

Tel: (847) 396-7070

Media Relations Contact: Hayden Garrett  
(hgarrett@bulls.com)

NBA Affiliation: Chicago

**WISCONSIN HERD**

549 High Avenue, Oshkosh, WI 54901

Arena: Oshkosh Arena

Tel: (920) 233-4374

Media Relations Contact: Jamie Winsted (jamie.  
winsted@wisconsinherd.com)

NBA Affiliation: Milwaukee



# NBA G-LEAGUE 2022-23 SEASON

## G LEAGUE SHOWCASE CUP STANDINGS

### CENTRAL

TEAM	W-L	PCT	GB	HOME	AWAY
Cleveland	12-6	.667	---	8-1	4-5 6-4
Fort Wayne	12-6	.667	---	7-2	5-4 7-3
Windy City	12-7	.632	0.5	6-2	6-5 6-4
Iowa	11-7	.611	1.0	8-0	3-7 6-4
Sioux Falls	11-7	.611	1.0	8-2	3-5 7-3
Wisconsin	8-10	.444	4.0	4-5	4-5 4-6
Grand Rapids	5-13	.278	7.0	3-6	2-7 4-6
Motor City	4-14	.222	8.0	3-7	1-7 2-8

### EAST

TEAM	W-L	PCT	GB	HOME	AWAY
College Park	12-6	.667	---	7-2	5-4 7-3
Maine	11-7	.611	1.0	6-2	5-5 4-6
Long Island	10-8	.556	2.0	4-6	6-2 6-4
Capital City	9-9	.500	3.0	4-5	5-4 3-7
Delaware	8-10	.444	4.0	5-4	3-6 5-5
Greensboro	7-11	.389	5.0	4-5	3-6 5-5
Raptors 905	7-11	.389	5.0	4-5	3-6 3-7
Westchester	6-12	.333	6.0	4-5	2-7 5-5

### SOUTH

TEAM	W-L	PCT	GB	HOME	AWAY
Rio Grande Valley	13-5	.722	---	7-3	6-2 8-2
Mexico City	12-6	.667	1.0	7-3	5-3 7-3
Memphis	11-7	.611	2.0	4-4	7-3 8-2
Texas	9-9	.500	4.0	4-4	5-5 4-6
Lakeland	7-11	.389	6.0	5-4	2-7 4-6
Birmingham	6-12	.333	7.0	2-6	4-6 3-7
Austin	5-13	.278	8.0	3-6	2-7 1-9

### WEST

TEAM	W-L	PCT	GB	HOME	AWAY
Ontario	15-4	.789	---	9-2	6-2 7-3
South Bay	13-5	.722	1.5	7-3	6-2 8-2
Stockton	9-9	.500	5.5	3-5	6-4 5-5
Oklahoma City	8-10	.444	6.5	4-6	4-4 4-6
Santa Cruz	8-10	.444	6.5	4-5	4-5 5-5
Salt Lake City	6-12	.333	8.5	4-5	2-7 3-7
G League Ignite	4-14	.222	10.5	2-6	2-8 1-9

## G LEAGUE SHOWCASE CUP RESULTS

### QUARTERFINALS

[Single Elimination]

**Monday, December 19**

Maine Celtics defeat South Bay Lakers, 112-106

Ontario Clippers defeat Iowa Wolves, 121-95

Windy City Bulls defeat Rio Grande Valley Vipers, 102-96

Cleveland Charge defeat College Park Skyhawks, 120-104

### SEMIFINALS

[Single Elimination]

**Tuesday, December 20**

Ontario Clippers defeat Maine Celtics, 124-112

Windy City Bulls defeat Cleveland Charge, 96-94

### FINALS

[Single Elimination]

**Thursday, December 22**

Ontario Clippers defeat Windy City Bulls, 99-97

## G LEAGUE FINAL REGULAR SEASON STANDINGS

### EASTERN CONFERENCE

TEAM	W-L	PCT	GB	HOME	AWAY
Long Island	23-9	.719	--	14-2	9-7
Delaware	20-12	.625	3	7-9	13-3
Capital City	19-13	.594	4	9-7	10-6
Maine	19-13	.594	4	10-6	9-7
Cleveland	18-14	.563	5	9-7	9-7
Fort Wayne	18-14	.563	5	8-8	10-6
Lakeland	18-14	.563	5	8-8	10-6
Windy City	18-14	.563	5	8-8	10-6
Motor City	17-15	.531	6	10-6	7-9
Raptors 905	16-16	.500	7	8-8	8-8
College Park	15-17	.469	8	9-7	6-10
Greensboro	11-21	.344	12	7-9	4-12
Wisconsin	11-21	.344	12	7-9	4-12
Grand Rapids	9-23	.281	14	5-11	4-12
Westchester	9-23	.281	14	5-11	4-12

### WESTERN CONFERENCE

TEAM	W-L	PCT	GB	HOME	AWAY
Stockton	25-7	.781	--	13-3	12-4
Memphis	23-9	.719	2	13-3	10-6
South Bay	21-11	.656	4	12-4	9-7
Salt Lake City	20-12	.625	5	10-6	10-6
Sioux Falls	20-12	.625	5	10-6	10-6
Mexico City	18-14	.563	7	11-5	7-9
Rio Grande Valley	18-14	.563	7	9-7	9-7
Santa Cruz	18-14	.563	7	11-5	7-9
Ontario	17-15	.531	8	9-7	8-8
Oklahoma City	13-19	.406	12	6-10	7-9
Birmingham	11-21	.344	14	5-11	6-10
G League Ignite	11-21	.344	14	5-11	6-10
Iowa	9-23	.281	16	6-10	3-13
Austin	8-24	.250	17	5-11	3-13
Texas	7-25	.219	18	3-13	4-12
G League Ignite	4-14	.222	10.5	2-6	2-8

## G LEAGUE POSTSEASON RESULTS

### FIRST ROUND

[Single Elimination]

**Tuesday, March 28**

Capital City Go-Go defeat Fort Wayne Mad Ants, 101-187

Sioux Falls Skyforce defeat Salt Lake City Stars, 115-107

**Wednesday, March 29**

Cleveland Charge defeat Maine Celtics, 113-100

Rio Grande Valley Vipers defeat South Bay Lakers, 124-122

### CONFERENCE SEMIFINALS

[Single Elimination]

**Thursday, March 30**

Delaware Blue Coats defeat Capital City Go-Go, 104-99

Sioux Falls Skyforce defeat Stockton Kings, 98-97

**Friday, March 31**

Rio Grande Valley Vipers defeat Memphis Hustle, 110-108

Long Island Nets defeat Cleveland Charge, 111-107

### CONFERENCE FINALS

[Single Elimination]

**Sunday, April 2**

Delaware Blue Coats defeat Long Island Nets, 108-94

Rio Grande Valley Vipers defeat Sioux Falls Skyforce, 110-105

### FINALS

[Best of Three]

**Tuesday, April 4**

Delaware Blue Coats defeat Rio Grande Valley Vipers, 134-120

**Thursday, April 6**

Delaware Blue Coats defeat Rio Grande Valley Vipers, 114-110



## 2022-23 NBA G LEAGUE AWARD WINNERS

**MOST VALUABLE PLAYER:** Carlik Jones (Windy City Bulls)

**DENNIS JOHNSON COACH OF THE YEAR:** Ronnie Burrell (Long Island Nets)

**DEFENSIVE PLAYER OF THE YEAR:** Jay Huff (South Bay Lakers/Capital City Go-Go)

**ROOKIE OF THE YEAR:** Kenneth Loftzon Jr. (Memphis Hustle)

**JASON COLLIER SPORTSMANSHIP AWARD:** Nate Pierre-Louis (South Bay Lakers)

**MOST IMPROVED PLAYER:** Lester Quinones (Santa Cruz Warriors)

**BASKETBALL EXECUTIVE OF THE YEAR:** Paul Johnson (Stockton Kings)

**FINALS MVP:** Jaden Springer (Delaware Blue Coats)

**SHOWCASE MVP:** Brandon Boston Jr. (Ontario Clippers)

## 2022-23 ALL-NBA G LEAGUE ALL-SHOWCASE TEAM

Brandon Boston Jr. – Ontario Clippers

Kenneth Lofton Jr. – Memphis Hustle

Tre Mann – Oklahoma City Blue

Isaiah Mobley – Cleveland Charge

Terry Taylor – Fort Wayne Mad Ants

## 2022-23 ALL-NBA G LEAGUE TEAMS

### FIRST TEAM

David Duke Jr. – Long Island

Jay Huff – South Bay/Capital City

Carlík Jones – Windy City

Kenneth Lofton Jr. – Memphis

Neemias Queta – Stockton

### SECOND TEAM

Jamaree Bouyea – Sioux Falls

Sharife Cooper – Cleveland

Darius Days – Rio Grande

Mfiondu Kabengele – Maine

Luka Samanic – Maine

### THIRD TEAM

Justin Anderson – Fort Wayne

Chris Chiozza – Long Island

Moussa Diabate – Ontario

Isaiah Mobley – Cleveland

Xavier Moon – Ontario

## 2022-23 G LEAGUE ALL-ROOKIE TEAM

Jamaree Bouyea – Sioux Falls

Darius Days – Rio Grande

Moussa Diabate – Ontario

Kenneth Lofton Jr. – Memphis

Lester Quinones – Santa Cruz

## 2022-23 G LEAGUE ALL-DEFENSIVE TEAM

Kris Dunn – Capital City

Shaquille Harrison – South Bay

Jay Huff – South Bay/Capital City

Mfiondu Kabengele – Maine

Neemias Queta – Stockton

# NBA G-LEAGUE 2022-23 LEADERS

SCORING AVERAGE	G	FG	FT	PTS	AVG	REBS PER GAME	G	OFF	DEF	TOT	AVG
Carlík Jones, WCB	24	229	75	627	26.1	Brown, OKL	14	84	110	194	13.9
Darius Days, RGV	29	261	42	708	24.4	Jayce Johnson, SCW	32	168	263	431	13.5
Frank Jackson, SLC	23	185	54	533	23.2	Kenneth Faried, MXC	29	138	187	325	11.2
Justin Anderson, FWN	30	232	104	688	22.9	Leonard Miller, GLI	24	79	186	265	11.0
Trevelin Queen, FWN	24	210	48	543	22.6	Grant Golden, GRG	32	76	272	348	10.9
Jay Scrubb, LAK	28	224	75	625	22.3	Mfiondu Kabengele, MNE	27	116	175	291	10.8
Luka Samanic, MNE	27	226	44	594	22.0	Marko Simonovic, WCB	25	72	178	250	10.0
Xavier Moon, ONT	29	250	47	638	22.0	Darius Days, RGV	29	95	192	287	9.9
Lester Quinones, SCW	31	229	77	676	21.8	Tyler Cook, SLC	27	89	163	252	9.3
Gabe York, FWN	27	201	45	579	21.4	Jermaine Samuels, FWN	32	75	220	295	9.2
Sharife Cooper, CLC	25	179	87	533	21.3	Tyrese Martin, CPS	23	45	165	210	9.1
Grant Riller, TEX	26	218	63	553	21.3	Eric Mika, GLI	25	69	157	226	9.0
D.J. Stewart, SXF	23	184	56	487	21.2	Zylan Cheatham, BIR	23	60	146	206	9.0
Reggie Perry, RAP-MCC	24	172	80	497	20.7	David Nwaba, MCC	25	57	162	219	8.8
Kelan Martin, BIR	30	219	65	611	20.4	Neemias Queta, STO	29	85	169	254	8.8
Trevor Hudgins, RGV	28	184	47	562	20.1	Jordy Tshimanga, IWA	24	82	116	198	8.3
Mfiondu Kabengele, MNE	27	195	72	540	20.0	Trevion Williams, SCW-CAP	29	80	159	239	8.2
Mac McClung, DEL	31	216	65	614	19.8	Luka Samanic, MNE	27	55	165	220	8.1
Gary Clark, MXC	29	187	49	568	19.6	Paris Bass, SLC-WIS	28	73	153	226	8.1
Brandon Williams, CPS	28	189	76	543	19.4	Trhae Mitchell, RGV	27	71	146	217	8.0
Jaden Springer, DEL	24	166	62	455	19.0	Chance Comanche, STO	32	89	167	256	8.0
Paris Bass, SLC-WIS	28	201	51	530	18.9	Justin Champagnie, SXF	23	68	116	184	8.0
John Jenkins, GLI	27	185	26	500	18.5	Gary Clark, MXC	29	38	192	230	7.9
Dereon Seabron, BIR	27	184	70	497	18.4	James Kelly, BIR	30	73	163	236	7.9
Jamorko Pickett, CLC	25	150	60	459	18.4	Jay Huff, SBL-CAP	28	59	160	219	7.8
Jermaine Samuels, FWN	32	235	60	585	18.3	Braxton Key, DEL	30	57	174	231	7.7
Justin Champagnie, SXF	23	167	31	418	18.2	Melvin Frazier, WES	26	48	149	197	7.6
Kobi Simmons, GBO	32	199	66	581	18.2	Jarrett Culver, CPS-RGV	23	49	125	174	7.6
Jared Rhoden, MCC	24	160	40	434	18.1	Ray Spalding, RGV	28	68	143	211	7.5
Tyrese Martin, CPS	23	160	33	414	18.0	Sterling Brown, RAP	24	26	146	172	7.2
Leonard Miller, GLI	24	174	38	431	18.0	Robert Woodard, OKL	31	46	174	220	7.1
James Bouknight, GBO	24	141	34	423	17.6	Jared Rhoden, MCC	24	39	131	170	7.1
Dusty Hannahs, SCW	26	164	31	456	17.5	Jamorko Pickett, CLC	25	30	147	177	7.1
Ron Harper Jr., RAP	29	178	52	501	17.3	Jaylen Johnson, MCC	24	65	104	169	7.0
Grant Golden, GRG	32	245	36	552	17.3	Lester Quinones, SCW	31	47	171	218	7.0
Jordan Bowden, LIN	32	197	49	552	17.3	Justin Bean, MHU	31	59	158	217	7.0
Mychal Mulder, SXF	31	169	38	534	17.2	Reggie Perry, RAP-MCC	24	37	126	163	6.8
Cole Swider, SBL	27	162	31	461	17.1	Robert Baker, LAK	32	67	147	214	6.7
Jarrett Culver, CPS-RGV	23	151	37	392	17.0	Michael Foster, DEL	27	46	134	180	6.7
Ethan Thompson, WCB	30	169	77	509	17.0	Kadeem Jack, SXF	25	59	106	165	6.6
						Taze Moore, TEX	24	42	116	158	6.6

ASSISTS PER GAME	G	AST	AVG	FIELD GOAL PCT.	FG	FGA	PCT
Jones, AUS	7	68	9.7	Neemias Queta, STO	198	291	.680
Jacob Gilyard, MHU	31	302	9.7	Jermaine Samuels, FWN	235	353	.666
Zavier Simpson, LAK	32	290	9.1	Eric Mika, GLI	141	217	.650
JD Davison, MNE	26	226	8.7	Jay Huff, SBL-CAP	169	262	.645
Chris Chiozza, LIN	30	252	8.4	Tyler Cook, SLC	174	275	.633
Shaquille Harrison, SBL	32	268	8.4	Chance Comanche, STO	166	264	.629
Keifer Sykes, MCC	29	230	7.9	Vernon Carey, CAP	120	194	.619
Abdul Gaddy, OKL	28	218	7.8	Alize Johnson, AUS-WIS	138	228	.605
Carlík Jones, WCB	24	168	7.0	Mfiondu Kabengele, MNE	195	324	.602
Sharife Cooper, CLC	25	162	6.5	Giorgi Bezhaniashvili, CPS	119	198	.601
Jared Butler, GRG-OKL	27	172	6.4	Matthew Hurt, MHU	172	290	.593
Brandon Williams, CPS	28	176	6.3	James Kelly, BIR	167	282	.592
Devon Dotson, CAP	29	182	6.3	Jayce Johnson, SCW	119	203	.586
Trevor Hudgins, RGV	28	172	6.1	Justin Smith, DEL	132	231	.571
Emmanuel Mudiay, IWA	26	158	6.1	Garrison Brooks, WES	125	219	.571
Xavier Moon, ONT	29	173	6.0	Cassius Stanley, RGV	138	242	.570
Kamar Baldwin, MNE	31	180	5.8	Marial Shayok, MNE	146	257	.568
D.J. Carton, IWA	24	136	5.7	Ray Spalding, RGV	132	238	.555
Dereon Seabron, BIR	27	151	5.6	Leonard Miller, GLI	174	314	.554
Jon Elmore, SXF	31	173	5.6	Jamaree Bouyea, SXF	160	291	.550
Jalen Lecque, RGV	28	155	5.5	Kenneth Faried, MXC	161	293	.549
Jordan Bone, WIS-FWN	25	138	5.5	Grant Golden, GRG	245	446	.549
Theo Maledon, GBO	23	123	5.3	Jamal Cain, SXF	124	226	.549
Grant Golden, GRG	32	166	5.2	David Nwaba, MCC	147	268	.549
Louis King, DEL	32	166	5.2	Feron Hunt, BIR	186	340	.547
Jeremy Pargo, WCB	26	134	5.2	Mac McClung, DEL	216	395	.547
Skylar Mays, DEL-MXC	29	147	5.1	Deonte Burton, STO	128	236	.542
Mac McClung, DEL	31	155	5.0	Kenneth Lofton Jr., MHU	125	232	.539
ShawnDre\Jones, MCC	31	155	5.0	Quenton Jackson, CAP	154	286	.538
Jerome Robinson, SCW	24	119	5.0	Charlie Brown, DEL	158	299	.528
Justin Anderson, FWN	30	148	4.9	D.J. Carton, IWA	136	258	.527
Jordan Hall, AUS	29	143	4.9	Javante McCoy, SBL	153	291	.526
Lester Quinones, SCW	31	151	4.9	Devon Dotson, CAP	172	328	.524
Jordan Ford, STO	32	155	4.8	Marko Simonovic, WCB	151	288	.524
Sterling Brown, RAP	24	115	4.8	Jeenathan Williams, SLC	170	325	.523
Ashton Hagans, GBO	30	138	4.6	Michael Foster, DEL	137	262	.523
Joel Ayayi, LAK	31	142	4.6	Zavier Simpson, LAK	215	412	.522
Keaton Wallace, ONT	30	135	4.5	Grant Riller, TEX	218	418	.522
Trevelin Queen, FWN	24	108	4.5	Justin Champagnie, SXF	167	321	.520
D.J. Stewart, STO	28	121	4.3	Kris Dunn, CAP	121	233	.519
Rigoberto Mendoza, MXC	27	116	4.3				

# NBA G-LEAGUE 2022-23 LEADERS



3-POINT FG PERCENTAGE	3PM	3PA	PCT	STEALS PER GAME	G	STL	AVG
Kaiser Gates, LIN	67	121	.554	Jaden Springer, DEL	24	56	2.3
Marial Shayok, MNE	51	102	.500	Trevelin Queen, FWN	24	51	2.1
Mac McClung, DEL	72	152	.474	Justin Minaya, MXC	27	57	2.1
Zavier Simpson, LAK	45	95	.474	Shaquille Harrison, SBL	32	67	2.1
Langston Galloway, CPS	92	198	.465	Chris Chiozza, LIN	30	57	1.9
Shabazz Napier, MXC	32	69	.464	Jacob Gilyard, MHU	31	58	1.9
JustinWright-Foreman, WES	32	71	.451	Keaton Wallace, ONT	30	54	1.8
Sterling Brown, RAP	59	131	.450	Braxton Key, DEL	30	52	1.7
Pooh Jeter, GLI	40	89	.449	Carlík Jones, WCB	24	41	1.7
Keon Ellis, STO	44	99	.444	Gabe York, FWN	27	45	1.7
Sam Merrill, CLC	86	195	.441	Zavier Simpson, LAK	32	52	1.6
Frank Jackson, SLC	83	189	.439	Langston Galloway, CPS	29	47	1.6
Chris Chiozza, LIN	81	185	.438	Xavier Moon, ONT	29	47	1.6
Cole Swider, SBL	89	204	.436	Keon Ellis, STO	23	37	1.6
James Bouknight, GBO	76	175	.434	Taze Moore, TEX	24	38	1.6
L.J. Figueroa, SBL	39	90	.433	Charlie Brown, DEL	32	50	1.6
Dusty Hannahs, SCW	80	185	.432	Feron Hunt, BIR	32	50	1.6
Kelan Martin, BIR	71	167	.425	Quenton Jackson, CAP	29	45	1.6
Ty-Shon Alexander, GBO-DEL	39	92	.424	Kamar Baldwin, MNE	31	48	1.5
John Jenkins, GLI	89	210	.424	Nate Hinton, CLC	27	40	1.5
Xavier Moon, ONT	63	149	.423	Yudai Baba, TEX	23	34	1.5
Justin Jackson, TEX	62	147	.422	Louis King, DEL	32	47	1.5
Jon Elmore, SXF	67	159	.421	Joel Ayayi, LAK	31	45	1.5
Trey Burke, STO	72	171	.421	Quinton Rose, WES	31	45	1.5
Jalen Crutcher, GBO	68	162	.420	Jalen Lecque, RGV	28	40	1.4
Jeenathan Williams, SLC	55	132	.417	Melvin Frazier, WES	26	37	1.4
Gary Clark, MXC	117	282	.415	Jon Elmore, SXF	31	44	1.4
Jacob Gilyard, MHU	56	136	.412	Gary Clark, MXC	29	41	1.4
Keaton Wallace, ONT	60	146	.411	Jermaine Samuels, FWN	32	45	1.4
Deonte Burton, STO	39	95	.411	Jamorko Pickett, CLC	25	34	1.4
Gabe Brown, RAP	84	205	.410	Adonis Arms, GRG-MHU	28	38	1.4
Kessler Edwards, LIN	33	81	.407	L.J. Figueroa, SBL	23	31	1.3
D.J. Steward, STO	45	111	.405	Obadiah Noel, WES	29	39	1.3
Mychal Mulder, SXF	129	319	.404	Trevor Hudgins, RGV	28	37	1.3
Jordan Ford, STO	63	156	.404	David Nwaba, MCC	25	33	1.3
Mason Jones, MXC	48	119	.403	Patrick McCaw, DEL	29	38	1.3
Braxton Key, DEL	39	97	.402	Brandon Williams, CPS	28	35	1.3
Dakota Mathias, MHU	95	237	.401	Marcus Garrett, SXF	29	36	1.2
Gabe York, FWN	103	257	.401	Ethan Thompson, WCB	30	37	1.2
Jordan Schakel, CAP-SCW	69	173	.399	Emmanuel Mudiay, IWA	26	32	1.2

FREE THROW PERCENTAGE	FTM	FTA	PCT	BLOCKS PER GAME	G	BLK	AVG
Kelan Martin, BIR	65	73	.890	Jay Huff, SBL-CAP	28	87	3.1
Sharife Cooper, CLC	87	102	.853	Michael Foster, DEL	27	59	2.2
Ethan Thompson, WCB	77	91	.846	Neemia sQueta, STO	29	56	1.9
Mason Jones, MXC	74	88	.841	Kenneth Faried, MXC	29	55	1.9
Jamorko Pickett, CLC	60	60	.72	Robert Baker, LAK	32	59	1.8
Lindell Wigginton, WIS	60	72	.833	Chance Comanche, STO	32	50	1.6
Reggie Perry, RAP-MCC	80	96	.833	Justin Minaya, MXC	27	37	1.4
Justin Anderson, FWN	104	125	.832	Ray Spalding, RGV	28	37	1.3
Frank Jackson, SLC	54	65	.831	Jayce Johnson, SCW	32	42	1.3
Mac McClung, DEL	65	79	.823	Abdul Alatishe, ONT	26	34	1.3
Eli Pemberton, SCW	50	61	.820	James Kelly, BIR	30	38	1.3
Rob Edwards, WIS	49	60	.817	Braxton Key, DEL	30	36	1.2
D.J. Carton, IWA	60	74	.811	Trhae Mitchell, RGV	27	32	1.2
Grant Riller, TEX	63	78	.808	Xavier Moon, ONT	29	34	1.2
David Duke Jr., LIN	70	87	.805	Jamorko Pickett, CLC	25	29	1.2
Neemias Queta, STO	53	66	.803	Fabian White, SBL	27	31	1.1
Jahmi'us Ramsey, OKL	66	83	.795	Ron Harper Jr., RAP	29	33	1.1
Kobi Simmons, GBO	66	83	.795	Paris Bass, SLC-WIS	28	31	1.1
Chance Comanche, STO	50	63	.794	Jordy Tshimanga, IWA	24	26	1.1
Mfiondu Kabengele, MNE	72	91	.791	Mfiondu Kabengele, MNE	27	28	1.0
Carlík Jones, WCB	75	96	.781	David Nwaba, MCC	25	25	1.0
Jules Bernard, CAP	74	95	.779	Isaiah Whaley, GBO	32	32	1.0
Dereon Seabron, BIR	70	90	.778	Sidy Cissoko, GLI	28	28	1.0
Lester Quinones, SCW	77	99	.778	Shaquille Harrison, SBL	32	30	0.9
Quenton Jackson, CAP	70	90	.778	Julian Champagne, DEL-AUS	26	24	0.9
Ron Harper Jr., RAP	52	67	.776	Kavion Phippen, LIN	23	21	0.9
Jaden Springer, DEL	62	80	.775	Matthew Hurt, MHU	28	25	0.9
Brandon Randolph, WIS-AUS	51	66	.773	Luka Samanic, MNE	27	24	0.9
Scotty Pippen Jr., SBL	74	96	.771	Jaylen Johnson, MCC	24	21	0.9
Jordan Bowden, LIN	49	65	.754	Jermaine Samuels, FWN	32	28	0.9
Brandon Williams, CPS	76	101	.752	Trevelin Queen, FWN	24	21	0.9
Jay Scrubb, LAK	75	100	.750	Jarrett Culver, CPS-RGV	23	20	0.9
David Nwaba, MCC	56	75	.747	Jay Scrubb, LAK	28	24	0.9
Chris Silva, CPS	57	77	.740	Bryce Wills, GRG	31	26	0.8
Jalen Lecque, RGV	85	115	.739	Jaden Springer, DEL	24	20	0.8
Isaiah Mobley, CLC	65	89	.730	Justin Anderson, FWN	30	25	0.8
Theo Maledon, GBO	51	70	.729	Jalen Lecque, RGV	28	23	0.8
Gary Clark, MXC	49	68	.721	Kadeem Jack, SXF	25	20	0.8
Paris Bass, SLC-WIS	51	71	.718	Aaron Wheeler, WCB	29	23	0.8
D.J. Stewart, SXF	56	79	.709	Leonard Miller, GLI	24	19	0.8



# NBA G-LEAGUE 2022-23 LEADERS

<b>MINUTES PER GAME</b>	<b>G</b>	<b>MIN</b>	<b>AVG</b>				
Porter, RGV	15	540	36.0	Nate Hinton, CLC	27	919	34.0
Trevor Hudgins, RGV	28	1084	38.7	Jordan Bone, WIS-FWN	25	851	34.0
Carlík Jones, WCB	24	920	38.3	Tyrese Martin, CPS	23	782	34.0
Justin Anderson, FWN	30	1122	37.4	Zavier Simpson, LAK	32	1084	33.9
Mychal Mulder, SXF	31	1125	36.3	Jordan Bowden, LIN	32	1073	33.5
D.J. Stewart, SXF	23	832	36.2	Taze Moore, TEX	24	804	33.5
Darius Days, RGV	29	1031	35.6	Elijah Hughes, WIS	25	832	33.3
Ethan Thompson, WCB	30	1064	35.5	Rigoberto Mendoza, MXC	27	892	33.0
Gary Clark, MXC	29	1024	35.3	Chris Chiozza, LIN	30	989	33.0
Justin Minaya, MXC	27	948	35.1	Frank Jackson, SLC	23	757	32.9
Jared Rhoden, MCC	24	834	34.8	Xavier Moon, ONT	29	951	32.8
Jermaine Samuels, FWN	32	1110	34.7	David Nwaba, MCC	25	818	32.7
Kellan Grady, GRG	24	830	34.6	Ron Harper Jr., RAP	29	948	32.7
Gabe York, FWN	27	933	34.6	Keaton Wallace, ONT	30	979	32.6
Dereon Seabron, BIR	27	932	34.5	Sharife Cooper, CLC	25	814	32.6
Jamorko Pickett, CLC	25	859	34.4	Shaquille Harrison, SBL	32	1041	32.5
Grant Golden, GRG	32	1099	34.3	Langston Galloway, CPS	29	943	32.5
Yudai Baba, TEX	23	790	34.3	D.J. Carton, IWA	24	780	32.5
Trevelin Queen, FWN	24	823	34.3	Trhae Mitchell, RGV	27	877	32.5
Kamar Baldwin, MNE	31	1059	34.2	Tyler Hall, TEX	32	1037	32.4
				Matt Lewis, IWA	31	996	32.1

SACRAMENTO

*Kings*

BASKETBALL

# *COMMUNITY*





## SACRAMENTO KINGS FOUNDATION

### SACRAMENTO KINGS FOUNDATION AND SOCIAL RESPONSIBILITY DEPARTMENT

The Sacramento Kings are truly bigger than basketball. Through the Sacramento Kings Foundation, the organization seeks to support the region's economic and emotional growth by investing and aligning its time, resources, talent and passion. Being a positive agent of change is at the core of the Kings ongoing efforts to do good, impact the world and make Sacramento proud. This season, the Kings remain committed to the Do Good priority areas: Health, Education, Social Justice and Sustainability.

#### 2022-23 YEAR IN REVIEW

##### FIFTH INSTALLMENT OF TEAM UP FOR CHANGE SUMMIT

In 2018, the Sacramento Kings and Milwaukee Bucks formed Team Up for Change, an award-winning initiative to inspire, unite and activate around a call for social justice and racial equality. Since then, Team Up for Change has continued to grow with participation from multiple teams across the NBA and WNBA. During the 2022-23 season, the Kings and Bucks hosted the fifth installment of Team Up for Change during Women's Empowerment Month, highlighting the contributions of female leaders working in the social justice movement through educational and interactive programming during a daylong summit featuring changemakers from across the country, Week of Action and The Huddle. During the Week of Action, the team participated in a mentorship opportunity with young women at the Sacramento Youth Detention Facility, opened the organization's 11th ROOT Community Garden, and volunteered at local women-focused and run nonprofit organizations. Additionally, the second installment of The Huddle, a unique dialogue using basketball to connect with youth, featured Inderkum High School Student, artist and poet Adiyah Obolu as she discussed her work in social justice, involvement in the community and more.



##### RALLY THE VOTE

Rally the Vote, the Sacramento Kings led first-of-its-kind nonpartisan voter registration coalition, initially launched in September 2018 as a nine-team effort to urge fans to vote. In 2020, the coalition grew exponentially to over 50 members, including professional sports teams and leagues across the country, encouraging fans to register to vote and promoting the use of team facilities to increase voting access. The effort reached over 50 million fans ahead of Election Day. In November 2022, the team hosted Rally the Vote Student Edition in partnership with the California Secretary of State's office and When We All Vote to educate young people about the importance of civic engagement.

##### EIGHTH ANNUAL DO GOOD SUMMIT

The Kings Foundation hosted the eighth annual Do Good Summit for over 500 regional nonprofits to learn more about the foundation's work, priorities and opportunities to engage during the 2022-23 NBA season. The summit is an annual event to tip-off community initiatives and programs, engage with nonprofit leaders and share best practices.

##### JR. KINGS

Jr. Kings is committed to developing kids ages 6 to 14 as well-rounded players and works with all skill levels to cultivate respect, sportsmanship and work ethic in addition to mastering the fundamentals of the game. Throughout the season, the team hosted numerous clinics, exposing youth to the best coaches in the region, the most individualized and effective instruction and all the excitement that only an NBA program can offer.

##### SEASON OF DOING GOOD

The Kings partnered with Raley's to host the 21st annual Season of Doing Good during the 2022 holiday season to invest in the community and spread holiday cheer. Events included an Eat Like a King holiday-themed feast at Golden 1 Center, a ride on the California State Railroad Museum Foundation's Polar Express, a Toy Drive with Les Schwab, a Coat Drive at Cal Expo to benefit Mustard Seed patrons, Purple Bag Project with Crown Royal and a holiday cheer event for local seniors. Kings players, including De'Aaron Fox, Malik Monk, Keegan Murray and Domantas Sabonis, brought additional cheer through appearances and giving at community events.

##### KINGPIN CLASSIC

In 2023, the franchise brought back their fan-favorite Kingpin Classic charity bowling event in partnership with Raley's. Kings fans bowled and interacted with players and coaches while enjoying entertainment from the Kings Dancers and 916 Crew. All proceeds from the annual tournament went to the Sacramento Kings Foundation to help organizations in the Sacramento region continue and extend their youth basketball programs.





## KINGS AND QUEENS RISE

The Kings remained focused on advancing black communities through deep investment in Sacramento's black youth. In the summer of 2023, the Kings led the sixth annual season of Kings and Queens Rise Co-Ed Youth Sports Mentoring League in partnership with The Center at Sierra Health Foundation's Black Child Legacy Campaign and My Brother's Keeper Sacramento. The team hosted a tip-off event, presented by the G-Unity Foundation, which featured remarks by G-Unity Foundation founder, Emmy and Grammy Award-winning Multi-Hyphenate Curtis "50 Cent" Jackson, Kings guard Keon Ellis and Kings and Queens Rise Commissioner Kenneth Duncan. The eight-week basketball season featured 24 teams of more than 300 youth from 4th through 10th grade. Kings and Queens Rise provides young people opportunities to engage in inter-community activities, which help prevent and interrupt violence, and creates a caring and safe environment where mentors teach community building and sportsmanship.



## STUDIO SESSIONS

Since the opening of Golden 1 Center, the Kings have opened the arena to make top entertainment talent accessible as mentors for youth groups throughout Sacramento. During the 2022-23 season, the team hosted sessions with Grammy-nominated hip-hop duo the Ying Yang Twins, American hip-hop group F.L.Y. aka Fast Life Yungstaz, Grammy-Award winning rapper and producer Warren G and Grammy-nominated hip-hop duo Luniz and Grammy-award-winning musician, two-time New York Times best-selling author, executive producer, entrepreneur and philanthropist Curtis "50 Cent" Jackson.

## LIFT

The Kings remained dedicated to their organization-wide commitment to Lead, Inspire, Flourish and Thrive (LIFT) through volunteerism. Volunteer opportunities included assisting with Season of Doing Good, mentoring sessions with MENTOR California and mind health advocacy with several community partners.

## MATH HOOPS

The Kings, in partnership with NBC Sports, wrapped up the sixth season of Math Hoops, created by Learn Fresh in association with NBA Cares, featuring a basketball board game, mobile app and curriculum with current NBA players that allows students to learn fundamental math skills through the game of basketball. Math Hoops encourages students to develop an appreciation and love for math while growing vital interpersonal skills that will serve them throughout their lives. In 2023, the team facilitated panels with Kings personalities and hosted tournaments and fun activations for more than 7,400 students and 150 educators across the region.



## NBA FIT WEEK

As part of the NBA's fit initiative, presented by Kaiser Permanente, the Sacramento Kings hosted events to encourage healthy habits for community members. The team focused on mental and physical health with a neighborhood walk at the Sam and Bonnie Pannell Community Center, a high school dance clinic led by the Kings Dancers and a teen yoga class in partnership with UPLIFT Yoga Foundation.

## BASKETBALL COURT REFURBISHMENTS

To provide community enrichment, the Kings Foundation and Kaiser Permanente refreshed four courts, bringing their total to 15 courts over the past nine years. This effort includes art on the courts and updated equipment for more people to play basketball.

## ROOT GARDENS

ROOT Gardens encourage healthy eating and aim to change how communities interact with food by providing access to fresh vegetables, fruits and herbs and participating in food literacy programs. The Sacramento Kings and Raley's have partnered to open 12 community gardens for the region. Two community gardens were opened during the 2022-23 season, one at Nation's Finest - Mather and one at Neighborhood Wellness Foundation.

## HERITAGE AND THEME NIGHTS

Through game night programming and community events, the Sacramento Kings have a long history of uplifting diverse and inclusive organizations throughout the region, working to enhance the lives of the people with whom the franchise engages. Last season, the team celebrated 11 theme nights that celebrated the Sacramento community, including Día de los Muertos, Native American Heritage, Lunar New Year, Black History Month, Pride Party, Holi and Women's Empowerment Night.





# OSCAR ROBERTSON TRIPLE-DOUBLE AWARD



Inaugurated in 2003, the Oscar Robertson Triple-Double Award is presented each season to a deserving Kings player who best exemplifies winning characteristics, both as an athlete and a conscientious citizen active in the community. Deconstructed, the “triple” signifies on-court accomplishments as a team leader, embodies the spirit of sportsmanship and plays an outstanding all-around game. The “double” represents the player’s impact off the court by demonstrating a commitment to community service and family.

Heralded as one of the finest players in NBA history, Oscar Robertson left an indelible impression on the league when he averaged a triple-double in 1961-62, posting an astounding 30.8 ppg, 12.8 rpg and 11.4 apg. The feat has not been duplicated since and remains one of the sport’s most elusive statistical achievements. Robertson finished his career with 181 career triple-doubles, 41 of which he logged during the historic ‘61-62 campaign, each NBA records.

In the 2022-23 season, Kings center Domantas Sabonis was presented the Community Crossover Award for his commitment to the Sacramento region and for launching the Sabonis Squad with his wife which is an initiative in which the pair have adopted Caroline Wenzel Elementary School, providing support and supplies. As part of the Sacramento Kings 21st Annual Season of Doing Good presented by Raley’s, the Sabonis surprised students from the elementary’s after-school program and provided food courtesy of Dos Coyotes, coats courtesy of Old Navy and books to read over the holiday break. Students who finished their book were given a chance to win Kings swag and game tickets. In addition, the Sabonis family has provided PE equipment to the school.

In addition, to show his appreciation to the Sacramento community and Kings fans, Sabonis surprised individuals at a local barbershop (The 916 Cuts) and a community park (Franklin D. Roosevelt Park) with tickets to a Kings game.

OSCAR ROBERTSON TRIPLE-DOUBLE AWARD	
2003	Chris Webber
2004	Vlade Divac
2005	Peja Stojakovic
2006	Corliss Williamson
2007	Corliss Williamson
2008	Kevin Martin
2009	Francisco Garcia
2010	Beno Udrih
2011	Samuel Dalembert
2012	Isaiah Thomas
2013	Jason Thompson
2014	Rudy Gay
2015	Ben McLemore
2016	Quincy Acy
2017	Garrett Temple
2018	Garrett Temple
2019	De’Aaron Fox
2021	Harrison Barnes
2022	Harrison Barnes
2023	Domantas Sabonis

SACRAMENTO

*Kings*

BASKETBALL

# MISCELLANEOUS





# PRESEASON HISTORY

## 2023 PRESEASON GAME-BY-GAME (0-3)

DATE	OPPONENT	W/L	SCORE	HIGH SCORING	HIGH REBOUNDS	HIGH ASSISTS	ATTEN.
Oct. 8	@Toronto <sup>1</sup>	L	99-112	Vezenkov-12	Sabonis-6	Sabonis-6	18,654
Oct. 11	@L.A. Lakers <sup>2</sup>	L	101-109	Fox-18	Sabonis-16	Fox-5	10,830
Oct. 15	GOLDEN STATE	L	115-121 <sup>OT</sup>	Sabonis-19	Sabonis-11	Fox-6	17,884
Oct. 18	@Golden State	L	115-115	Fox-25	Sabonis-10	Sabonis-8	18,064
Oct. 19	UTAH	W	116-113	Monk-23	Edwards-8	Monk-8	15,726

<sup>1</sup>Played in Rogers Arena in Vancouver, BC; <sup>2</sup>Player in Honda Center in Anaheim, Calif.

## SACRAMENTO-ERA PRESEASON RESULTS

2022 (4-0)	L Phoenix 103 - Kings 88	2002 (6-2)	L Dallas 105 - Kings 94	1993 (2-6)	L Kings 115 - Portland 105
W Kings 105 - Lakers 75	W Kings 94 - LA Lakers 82	L Kings 102 - Utah 92	W Kings 102 - Utah 92	L Denver 113 - Kings 96	
W Portland 94 - Kings 126	2011 (1-1)	W Kings 92 - Golden State 74	W Kings 92 - Golden State 74	L Denver 121 - Kings 99	
W Kings 105 - Phoenix 104	L Golden State 107 - Kings 96	L New York 87 - Kings 84	L New York 87 - Kings 84	L Chicago 106 - Kings 102	
W Lakers 86 - Kings 133	W Kings 95 - Golden State 91	W Kings 91 - Seattle 90	L Chicago 101 - Kings 99	L Boston 126 - Kings 125	
2021 (4-0)	2010 (3-4)	W Kings 99 - Portland 96	W Kings 99 - Portland 96	W Kings 113 - Golden State 111	
W Phoenix 106 - Kings - 117	W Kings 109 - Phoenix 95	W Kings 115 - Cleveland 94	W Kings 115 - Cleveland 94	L Portland 101 - Kings 95	
W Kings 113 - LA Clippers 98	L LA Clippers 120 - Kings 88	W Kings 93 - LA Lakers 88	W Kings 93 - LA Lakers 88		
W Kings 107 - Portland 93	L Golden State 95 - Kings 86	2001 (4-4)	W Kings 101 - Utah 95	1992 (2-5)	
W Lakers 112 - Kings 116	W Kings 116 - Golden State 97	L Kings 101 - Utah 95	L Kings 101 - Utah 95	L Golden State 124 - Kings 115	
2020 (2-2)	L LA Lakers 98 - Kings 95	L Portland 107 - Kings 104	L Portland 107 - Kings 104	L LA Lakers 133 - Kings 117	
L Kings 102 - Trail Blazers 127	W Kings 96 - LA Clippers 94	W Kings 107 - Dallas 88	W Kings 107 - Dallas 88	W Kings 110 - Seattle 108	
W Kings 121 - Trail Blazers 106	L Utah 82 - Kings 71	L Portland 101 - Kings 100	L Portland 101 - Kings 100	L LA Lakers 119 - Kings 102	
W Warriors 113 - Kings 114	2009 (2-5)	L Seattle 101 - Kings 99	L Seattle 101 - Kings 99	L Chicago 105 - Kings 96	
L Warriors 113 - Kings 105	L Portland 98 - Kings 86	W Kings 109 - LA Lakers 104	W Kings 109 - LA Lakers 104	L Chicago 102 - Kings 93	
2019 (3-2)	L LA Lakers 98 - Kings 92	W Kings 107 - Memphis 94	W Kings 107 - Memphis 94	W Kings 111 - Portland 103	
L Indiana 132 - Kings 131 <sup>OT</sup>	W Kings 94 - OK City 85	L Seattle 106 - Kings 88	L Seattle 106 - Kings 88		
L Kings 106 - Indiana 130	L Phoenix 143 - Kings 127	2000 (4-4)	W Kings 107 - Utah 83	1991 (0-6)	
W Phoenix 88 - Kings 105	W Kings 104 - OK City 89	L Kings 107 - Utah 83	L Kings 107 - Utah 83	L Utah 111 - Kings 104	
W Kings 128 - Utah 115	L Utah 95 - Kings 85	L Milwaukee 91 - Kings 89	L Milwaukee 91 - Kings 89	L Golden State 110 - Kings 100	
L Utah 132 - Kings 93	2008 (1-7)	L Indiana 92 - Kings 83	L Indiana 92 - Kings 83	L Portland 106 - Kings 105	
L Mel. United 110 - Kings 124	L Portland 110 - Kings 81	W Kings 92 - Memphis 90	W Kings 92 - Memphis 90	L Seattle 110 - Kings 106	
2018 (2-4)	W Kings 94 - OK City 85	L Seattle 113 - Kings 110	L Seattle 113 - Kings 110	L Utah 104 - Kings 100	
W Kings 106 - Phoenix 102	L LA Lakers 94 - Kings 89	W Kings 118 - LA Lakers 111	W Kings 118 - LA Lakers 111	L Golden St. 122 - Kings 116	
L Kings 123 - LA Lakers 128	L LA Clippers 116 - Kings 112	L Seattle 113 - Kings 109	L Seattle 113 - Kings 109	1990 (3-4)	
L Kings 94 - Golden State 122	L Houston 95 - Kings 90	W Kings 99 - Portland 90	W Kings 99 - Portland 90	W Kings 116 - Miami 110	
W Maccabi Haifa 100 - Kings 132	L Dallas 124 - Kings 109	1999 (3-5)	L Detroit 129 - Kings 115	W Kings 111 - Golden State 105	
L Utah 132 - Kings 93	L Portland 112 - Kings 98	L Kings 96 - Indiana 95	L Kings 96 - Indiana 95	L Portland 114 - Kings 82	
L Kings 115 - Portland 118	L Houston 110 - Kings 97	W Kings 100 - Chicago 85	W Kings 100 - Chicago 85	W Kings 94 - Portland 89	
2017 (1-5)	2007 (3-5)	L Seattle 133 - Kings 128	L Seattle 133 - Kings 128	L Golden State 144 - Kings 107	
W San Antonio 100 - Kings 106	W Kings 104 - Seattle 98	L Portland 103 - Kings 96	L Portland 103 - Kings 96	L Seattle 98 - Kings 89	
L Kings 93 - San Antonio 113	L Phoenix 110 - Kings 99	1998 (2-0)	W Kings 91 - Golden State 88	L Seattle 117 - Kings 116	
L Kings 69 - L.A. Lakers 75	L Dallas 101 - Kings 99	W Kings 91 - Golden State 88	W Kings 91 - Golden State 88		
L Portland 97 - Kings 83	W Kings 105 - Utah 91	W Kings 89 - Golden State 85	W Kings 89 - Golden State 85	1989 (2-6)	
L Kings 87 - LA Clippers 104	L Portland 101 - Kings 77	1997 (4-4)	L Portland 107 - Kings 96	L LA Lakers 115 - Kings 94	
L Kings 106 - Golden State 117	W Kings 111 - Portland 87	L Portland 107 - Kings 96	L Portland 107 - Kings 96	L LA Lakers 110 - Kings 99	
2016 (3-3)	L LA Clippers 92 - Kings 89	W Kings 103 - Vancouver 101	W Kings 103 - Vancouver 101	L Golden State 137 - Kings 111	
L Kings 84 - LA Lakers 103	2006 (5-3)	L Seattle 133 - Kings 128	L Seattle 133 - Kings 128	W Kings 95 - LA Clippers 91	
L Kings 96 - Golden State 105	W Kings 111 - Dallas 90	1998 (2-0)	W Kings 91 - Golden State 88	L LA Clippers 112 - Kings 107	
W Maccabi Haifa 96 - Kings 135	W Kings 96 - LA Lakers 91	W Kings 89 - Golden State 85	W Kings 89 - Golden State 85	L Seattle 123 - Kings 110	
W Kings 116 - LA Lakers 104	L Phoenix 114 - Kings 94	1997 (4-4)	L Portland 107 - Kings 96	L Seattle 115 - Kings 98	
W Washington 119 - Kings 124	W Kings 112 - Utah 96	L Portland 107 - Kings 96	L Portland 107 - Kings 96	W Kings 119 - Golden State 114	
L LA Clippers 92 - Kings 89	W Kings 117 - NO/OK City 93	L Milwaukee 94 - Kings 86	L Milwaukee 94 - Kings 86	1988 (3-4)	
2015 (5-1)	L NO/OK City 84 - Kings 81	W Kings 103 - LA Clippers 92	W Kings 103 - LA Clippers 92	L LA Clippers 125 - Kings 115	
L Kings 109 - Portland 105	L Seattle 103 - Kings 88	W Kings 98 - Vancouver 81	W Kings 98 - Vancouver 81	W Kings 114 - LA Clippers 111	
W Kings 98 - Phoenix 102	W Kings 84 - Portland 78	L Detroit 104 - Kings 84	L Detroit 104 - Kings 84	W Kings 109 - Golden State 98	
L San Antonio 92 - Kings 95	2005 (3-5)	L Indiana 101 - Kings 71	L Indiana 101 - Kings 71	L Phoenix 138 - Kings 117	
L Portland 90 - Kings 94	L Dallas 96 - Kings 83	W Chicago 87 - Kings 81	W Chicago 87 - Kings 81	W Kings 103 - San Antonio 97	
W Kings 107 - LA Lakers 102	W Kings 90 - LA Clippers 84	1996 (3-5)	L Golden State 118 - Kings 80	L San Antonio 115 - Kings 96	
L Kings 107 - New Orleans 98	W Kings 114 - Golden State 99	W Golden State 118 - Kings 80	W Golden State 118 - Kings 80	L Phoenix 121 - Kings 112	
2014 (3-4)	L Denver 102 - Kings 99	W Kings 103 - Portland 97	W Kings 103 - Portland 97	1987 (5-3)	
L Toronto 99 - Kings 94	W Kings 100 - Portland 80	W Kings 83 - Detroit 82	W Kings 83 - Detroit 82	W Kings 122 - LA Clippers 105	
W Kings 113 - Toronto 106	L Phoenix 100 - Kings 88	W Kings 98 - LA Clippers 94	W Kings 98 - LA Clippers 94	W Kings 135 - Golden State 117	
L Brooklyn 97 - Kings 95	L Phoenix 112 - Kings 102	L Denver 95 - Kings 87	L Denver 95 - Kings 87	W Kings 125 - LA Clippers 120	
L Brooklyn 129 - Kings 117	L LA Lakers 105 - Kings 103	L Denver 115 - Kings 105	L Denver 115 - Kings 105	L Seattle 123 - Kings 116 <sup>OT</sup>	
W Kings 91 - Maccabi Haifa 59	2004 (2-6)	L Chicago 111 - Kings 90	L Chicago 111 - Kings 90	L Seattle 109 - Kings 101	
L San Antonio 106 - Kings 99	L Golden State 97 - Kings 79	L Chicago 97 - Kings 91	L Chicago 97 - Kings 91	W Kings 122 - Golden State 104	
W Kings 93 - LA Lakers 92	L Houston 88 - Kings 86	1995 (5-2)	W Kings 127 - Denver 112	L San Antonio 135 - Kings 131	
2013 (5-2)	W Kings 91 - Houston 89	W Kings 127 - Denver 112	W Kings 127 - Denver 112	W Kings 135 - Phoenix 123	
L Golden State 94 - Kings 81	L LA Lakers 105 - Kings 80	L Kings 127 - Denver 112	L Kings 127 - Denver 112	1986 (3-5)	
W Kings 104 - LA Lakers 86	L Utah 101 - Kings 88	L Kings 103 - Vancouver 74	L Kings 103 - Vancouver 74	W Kings 105 - Golden State 104	
W Kings 99 - LA Clippers 88	W Kings 92 - New Orleans 87	W Kings 101 - Vancouver 72	W Kings 101 - Vancouver 72	W Kings 134 - Seattle 120	
W Kings 107 - Phoenix 90	L Dallas 112 - Kings 93	L Detroit 103 - Kings 97	L Detroit 103 - Kings 97	L Seattle 106 - Kings 94	
L Portland 109 - Kings 105	L Phoenix 124 - Kings 96	W Kings 112 - Chicago 111 <sup>OT</sup>	W Kings 112 - Chicago 111 <sup>OT</sup>	L Golden State 97 - Kings 84	
W Kings 91 - Golden State 90	2003 (4-4)	W Kings 110 - Vancouver 84	W Kings 110 - Vancouver 84	W Kings 112 - LA Clippers 91	
W Kings 110 - LA Clippers 100	W Kings 101 - LA Clippers 82	W Kings 111 - Golden State 103	W Kings 111 - Golden State 103	L Portland 111 - Kings 99	
2012 (5-2)	W Kings 111 - Portland 100	1994 (1-6)	L LA Lakers 110 - Kings 103	L Portland 96 - Kings 82	
W Kings 102 - Phoenix 96	L Golden State 111 - Kings 94	L LA Lakers 110 - Kings 103	L LA Lakers 110 - Kings 103	L Portland 113 - Kings 111	
W Kings 117 - Portland 100	L Houston 82 - Kings 78	L LA Lakers 125 - Kings 120	L LA Lakers 125 - Kings 120	1985 (2-2)	
L Golden State 98 - Kings 88	L Houston 88 - Kings 72	L LA Clippers 114 - Kings 109	L LA Clippers 114 - Kings 109	L Indiana 110 - Kings 94	
W Kings 103 - LA Lakers 98	L Seattle 109 - Kings 107	L Denver 124 - Kings 118	L Denver 124 - Kings 118	W Kings 132 - LA Clippers 125	
W Kings 99 - LA Lakers 92	W Kings 121 - Dallas 99	L Detroit 107 - Kings 91	L Detroit 107 - Kings 91	L LA Clippers 114 - Kings 109	
	W Kings 93 - LA Lakers 87	L Chicago 109 - Kings 101	L Chicago 109 - Kings 101	W Kings 107 - Golden State 99	
		W Kings 107 - Golden State 105	W Kings 107 - Golden State 105		



## GOLDEN 1 CENTER

Critically acclaimed, award-winning Golden 1 Center enters its sixth season as the home of the Sacramento Kings. In 2013, tech entrepreneur and innovator Vivek Ranadivé purchased the Sacramento Kings securing the team's future in California's capital city. As part of the agreement to purchase the team, Vivek guaranteed a new NBA arena for the 2017 season. Not only did the team open a facility one year ahead of schedule, but they constructed the world's most technologically advanced and most sustainable sports and entertainment facility in the world.

Sitting in the heart of downtown Sacramento, Golden 1 Center brings the community together through their favorite interests: sports, music, entertainment, food, beverage and culture. The innovations and achievements of Golden 1 Center regarding technology, sustainability and fan engagement have sparked change in the sports industry and how businesses connect with their communities.

Golden 1 Center is the first indoor sports arena to earn a LEED Platinum Designation from the United States Green Building Council, which recognizes environmentally conscious buildings and organizations at the highest level. It is the first arena in the world to be 100% solar powered and includes "solar days" during the offseason in which the arena operates completely off the grid. Designed to take advantage of Sacramento's resources, the arena has five massive hangar doors that fold in half and open the arena to the city's temperate climate. It allows the team to cool the building with a local climate phenomenon – the Delta Breeze – and save energy. Ninety percent of the arena food and beverage is sourced within 150 miles of the venue, preserving freshness and minimizing the impact on the environment by reducing vehicle miles traveled. Thousands of meals from unserved arena food have been redistributed through the venue's donation program, Second That. And in recognition of the arena's high standards in maintenance, emergency preparedness, cleaning and sanitation, Golden 1 Center received the WELL Health-Safety Rating and the GBAC Star Facility Accreditation.

Golden 1 Center's technology infrastructure has redefined fan experience. It is home to an 84-foot-long scoreboard and is the only 4K Ultra HD video screen in the league, which has over 700 professional displays and 13,000 square feet of LED video within the screen. It is wired with over 1,000 miles of cable power, making it the most advanced network in sports. And it holds a 200-gigabit internet connection that powers the venues connectivity with free Wi-Fi throughout the arena, which is 17,000 times faster than your average home Internet connection. It utilizes a one-of-a-kind app that places a "remote control" into the fans' hands by providing guests with access to the

arena's enhanced network with real-time information, on-demand services and even the ability to provide feedback to adjust the arena's temperature in their section. Additionally, the team partnered with Zippin to open the world's first in-arena checkout free convenience store, which uses cameras, sensors and artificial intelligence to identify items customers purchase as they walk around the store, allowing guests and fans to enter, grab items and walk out in approximately one minute.

In 2018, Golden 1 Center preserved its innovative and inclusive spirit by pairing up with Kulture City and medical professionals to create California's first sensory room in a sports venue, which opened during the Kings annual autism awareness game. Located on the Event Level of the arena, the room features calming bubbles and texturized walls, specialized furniture and soothing sounds for a quieter and more secure environment. The room is designed to provide a more comfortable experience for guests who may have challenges with sensory regulation. Golden 1 Center is also equipped with special sensory kits at the Guest Services Station in sections 109 and 207 while nearly 400 staff members have been trained to assist guests who may need help with sensory needs.

From the beginning of the project, the venue was designed to be "bigger than basketball." The arena has continued to spur development in Sacramento and profoundly impacted the community. Since the arena opening in 2016, it has become the center of more than \$6.5 billion in investment in the greater Downtown area. Through its five years of operation, the arena has changed the city's culture and entertainment calendar with hundreds of community events and world-class performers including Lady Gaga, Justin Timberlake, J. Cole, Kendrick Lamar, Post Malone, Paul McCartney, Bruno Mars, Mana, Tom Petty, Elton John, and Carrie Underwood. Golden 1 Center continues to rank as a top entertainment destination, creating an epicenter of entertainment for Sacramento and Northern California as one of the world's greatest sports and entertainment facilities.

For all its innovations, it has earned the 2017 Sports Business Journal Facility of the Year award and over 30 other awards and accolades highlighting its beautiful design, technological advancements, environmental innovations, and premium accommodations.

For more information on Golden 1 Center visit: <http://www.golden1center.com>



# DOWNTOWN COMMONS (DOCO) SACRAMENTO



## **Downtown Commons (DOCO)**

Golden 1 Center sits adjacent to Downtown Commons (DOCO) – Sacramento’s lifestyle and entertainment district. Developed by the Sacramento Kings, the \$1 billion investment to enhance Sacramento’s downtown features 1.8 million square feet of the region’s best retail, dining, hotel and entertainment options and Public art sprinkles the 3-acre plaza which wraps the arena and extends through the lobby of the Kimpton Sawyer hotel.

The Sawyer, a one-of-one hotel managed by Kimpton, brings guests into the heart of the city’s entertainment district. It overlooks Golden 1 Center, while embracing the region’s affinity for nature and the outdoors through spaces that feature organic textures, natural patterns, and abundant open-air areas with views to the Sierras, the State Capitol and one of Sacramento’s iconic bridges. Go no further than the third-floor bar and lounge, Revival, and outdoor pool deck, perched above the plaza, to experience locally inspired food, craft cocktails and beer, and local wines. One of the world’s top 500 hotels by Travel + Leisure, the Sawyer is available for booking.

At the top of the hotel sit 45 luxury residences that have sparked a renaissance in Sacramento’s real estate market. The Residences at the Sawyer are Sacramento’s first fully-amenitized luxury condominiums featuring a private residents’ lounge, fitness center, 24-hour concierge, residential doorman, valet and à la carte hotel services.

Learn more at restaurants, retailers and upcoming events at [DOCOSacramento.com](http://DOCOSacramento.com).

# GOLDEN 1 CENTER SEATING CHART



- Aisle
- ADA Seating



## TICKET INFORMATION

Tickets for all Golden 1 Center events, including Kings games, can be purchased at the Golden 1 Center Box Office or any Ticketmaster outlet, or charged via phone 888-91-KINGS (54647) by calling any Ticketmaster outlet, or online at [www.kings.com/tickets](http://www.kings.com/tickets).

**Golden 1 Center Office hours:** Mon.-Fri., 10 a.m.-6 p.m.; Saturday, 10 a.m.-2 p.m.; Sunday, closed unless there is an event. Sunday event days will open 2 hours prior to doors opening.



SACRAMENTO

*Kings*

BASKETBALL

# ***MEDIA***






With 10 Emmy Awards and 18 Nominations, the Sacramento Kings Broadcast Team has elevated its television production to one of the highest levels in all of professional sports. For the 2022-23 season, NBC Sports California will televise all 82 regular season games and one preseason contest. Flagship radio station Sactown Sports 1140 will broadcast a total of 86 Kings games - four preseason and 82 regular season games. Sacramento is scheduled to make five national television appearances (one on ESPN and four on NBATV) in 2022-23.



## NBC SPORTS CALIFORNIA:

NBC Sports California enters its 18th consecutive season with the Kings and will see top broadcaster Mark Jones as the primary play-by-play duties while Kyle Draper will fill in for Jones on occasion. Kayte Christensen begins her second season as the Game Analyst. The Kings commitment to providing the best TV experience continues with all telecasts produced in High Definition (HD).



## Sactown Sports 1140: Kings Radio Flagship

The region's 50,000-watt flagship radio station, Sactown Sports, will once again broadcast all 88 Kings games in 2018-19. The "G-Man", Gary Gerould, enters his 38th year (over 2,700 games) as the voice of the Kings. The "Kings Live" pregame show, packed full of interviews and features, rolls through your radio 30 minutes prior to tip. The "Kings Live" postgame show, powered by KHTK Sports calls and locker room reaction, takes you home for 30 minutes after the game. Jason Ross hosts the show.



**GARY GEROULD**  
Radio Play-By-Play

Entering his 39th season with the Kings and having called 3,029 Kings games, Gary Gerould has been the "Voice of the Kings" since the team's arrival in Sacramento in 1985 as the radio play-by-play announcer on the club's flagship station Sactown Sports (1140 AM). Gerould is widely considered one of the best play-by-play announcers in all of sports broadcasting, calling his 3,000th game on Feb. 26, 2023 at the Oklahoma City Thunder. He called game No. 2,500 on March 5th, 2017 versus Utah. His 2,000th Kings broadcast came on December 8, 2010, versus Washington. He is among the top five in longevity among NBA broadcasters.

Besides his work with the Kings, Gerould covered network TV motor sports for the last 37 years - 12 for the \$50 million NHRA drag racing tour for ESPN Television and 25 covering the Indy car circuit as a pit reporter for world-wide events, including the Indy 500. His last broadcast was on November 15, 2015, on ESPN for the Auto Club NHRA Finals in Pomona. He has been a part of more than 1,800 nationally televised events, with the 1,500th coming at the U.S. Nationals in Indianapolis.

Prior to joining ABC, Gerould spent 11 years at NBC and was a member of the network's coverage team at the XXIV Olympic Games in Seoul. He also served as a regular NFL play-by-play announcer in addition to his motor sports duties. Additionally he was a member of the Turner Broadcast Network telecast of the 1990 Goodwill Games in Seattle.

Mark Jones enters his fourth season as the team's primary TV play-by-play announcer. The Toronto native brings more than 30 years of experience to Sacramento and is most recognized for his national televised work on ESPN and ABC Sports. Most recently, Jones has been an active member of ESPN's broadcast team in Orlando, Fla., especially during the NBA's restart. He will continue serving as a play-by-play commentator for ESPN's NBA and college football coverage while serving as the lead TV voice for the Kings.

Jones joined ESPN in 1990 and has spent his time on various assignments, including content for NBA Finals, WNBA and men's and women's college basketball. During 1991-96 and 2007-10, he served as an anchor and reporter for ESPN's SportsCenter coverage of the NBA Finals, called play-by-play for the 2011 NBA Finals for ESPN 30, hosted ESPN's coverage of NBA All-

Gerould's broadcasting career dates back to his high school days in Midland, Mich., as a play-by-play announcer for the local radio station. In 2000, he was inducted into the Midland Hall of Fame. A speech and physical education graduate of Anderson (Indiana) University, Gerould headed west to Chico, Calif., in 1963 where he became the news and sports director at KHSL Radio.

In 1965, he moved to Sacramento and joined the sports department at KCRA-TV, where he worked for 12 years. During that span he also was the play-by-play announcer for Sacramento State football and basketball. In 1977, he formed Gary Gerould Enterprises and since then has freelanced as a public relations consultant, commercial spokesman, and motor sports writer and broadcaster.

He and his wife, Marlene, have a daughter, Beth, and a son, Bob, who also enjoys a career in professional sports broadcasting.

Star events, NBA Draft Lottery and NBA Draft coverage. Since 1990, Jones has also been assigned to ABC's coverage of college football, college basketball, the World League and various events on ABC's Wide World of Sports. From 1986-90, Jones was the sports desk anchor for The Sports Network in Toronto and the host of a Toronto Blue Jays magazine show.

In 1985, he graduated from York University with a Bachelor of Arts degree in economics while also earning All-Conference recognition as a four-year member of the York basketball team. Jones has also represented Canada in international basketball competitions.



**MARK JONES**  
Television Play-By-Play





**KYLE DRAPER**  
Television Play-By-Play/  
TV Pre and Postgame  
Host

Kyle Draper enters his third season announcing for the Kings, serving as the team's additional TV play-by-play announcer and host of "Kings Pregame Live" and "Kings Postgame Live" on NBC Sports California. Draper is also a host of "The Drive Guys" with co-host, Kevin "Whitey" Gleason, for Sactown Sports, the Kings radio partner. He brings more than 20 years of television experience, having served as the host of the "Celtics Pregame Live" and "Celtics Postgame Live" for NBC Sports Boston, where he also filled in as the play-by-play announcer for the network's live-game coverage of the Celtics from 2009 to 2020.

Draper has also covered various events for NBC Sports Boston, including the NBA Draft Lottery, NBA Draft and Celtics training camp, even filling in as play-by-play announcer for NBC Sports Chicago's live coverage of the Chicago Bulls. Before his broadcasting career in the league, Draper was immersed in the

news industry, having served in several capacities including sports director at WHAS-TV (ABC) in Louisville, Ky. And general news reporter and sports anchor in both Yakima, Wash. And La Crosse, Wis.

Draper attended Temple University and earned his Bachelor of Arts degree in communications from Winona State University.



**KAYTE HUNTER**  
Game Analyst

Kayte Hunter will begin her third season as Game Analyst on the NBC Broadcast along side Mark Jones and Kyle Draper after spending the previous six seasons as the team's TV sideline reporter and analyst, after serving in a similar capacity from 2007-10.

During her previous Sacramento tenure, she served as a basketball analyst on the team's pre-, half- and postgame TV show, "House Party Live," and contributed to Kings Radio's weekly show, "Kings Talk."

The former WNBA fan favorite has also worked as a women's basketball color analyst for ESPN and ESPNU (2009-11), a social media correspondent for the Phoenix Suns (2011-12) and a social media engagement producer for AZ Central Sports (2012-13).

The California native earned Big West Conference Player of the Year and All-Big West First Team honors in 2001-02 at UC Santa Barbara, en route to being selected in the third round (40th overall) of the 2002 WNBA Draft by the Phoenix Mercury. Christensen averaged 3.2 points (.464 FG%, .608 FT%), 2.6 rebounds and 0.6 steals in 143 contests (27 starts) over six seasons with three teams (Mercury, Houston Comets and Chicago Sky). She is a two-time recipient of the WNBA's Offseason Community Assist Award, securing the accolade in 2003 and 2004.



**JASON ROSS**  
Radio Pre / Postgame  
/ Halftime Host

Having served in a variety of capacities since 1994, Jason Ross returns for his 29th season with the Sacramento Kings Broadcast Team. Ross has worked as a pregame, halftime and postgame host for both the Sacramento Kings and Monarchs. Ross assists as a game-day statistician and is the backup play-by-play announcer for Kings Radio.

Ross, currently serves as the sports director for Sports 1140 KHTK, the flagship of the Sacramento Kings. He is the play-by-play voice of Sacramento State Hornets football and has held that position since 1997. He was also the play-by-play announcer for the San Francisco Demons during the only season of the XFL in 2001 before the league's revival. He served as the pre-game and post-game host for the Oakland Raiders from 2010-2012.

A native of Southern California, Ross graduated from UC Davis in 1994 with a degree in rhetoric and communications. He resides in Sacramento with his wife, Alva, and their son, Jackson