




2023 PLAYOFF RESULTS

DATE	OPPONENT	RESULT
April 15	vs. Brooklyn	W, 121-101
April 17	vs. Brooklyn	W, 96-84
April 20	at Brooklyn	W, 102-97
April 22	at Brooklyn	W, 96-88
May 1	at Boston	W, 119-115
May 3	at Boston	L, 121-87
May 5	vs. Boston	L, 114-102
May 7	vs. Boston	W, 116-116 OT
May 9	at Boston	W, 115-103
May 11	vs. Boston	L, 95-86

EASTERN CONFERENCE SEMIFINALS • GAME 7

76 PHILADELPHIA 76ERS (3-3) vs. BOSTON CELTICS 3-3 

Sunday, May 14, 2023 • TD Garden • 3:30 P.M. ET

ABC • ESPN Radio • 97.5 The Fanatic

PREVIOUS GAME STARTERS (2022-23 RECORD WITH THIS STARTING LINEUP: 16-10)										
NO.	PLAYER	HT.	WT.	PPG	RPG	APG	FG%	3FG%	FT%	MPG
12	TOBIAS HARRIS	6' 7"	226	14.9	7.5	1.8	52.1	41.2	81.8	35.2
17	P.J. TUCKER	6' 5"	245	4.3	4.9	1.6	34.1	32.4	66.7	27.4
21	JOEL EMBIID	7' 0"	280	24.8	10.0	2.9	45.2	20.8	91.0	37.3
0	TYRESE MAXEY	6' 2"	200	20.9	5.0	2.1	42.8	40.5	88.5	38.1
1	JAMES HARDEN	6' 5"	220	21.4	6.2	8.4	40.1	39.0	86.8	38.6

REGULAR SEASON HEAD-TO-HEAD

DATE	OPPONENT	RESULT
Oct. 18	at Boston	L, 117-126
Feb. 8	at Boston	L, 99-106
Feb. 25	vs. Boston	L, 107-110
Apr. 4	vs. Boston	W, 103-101

2023 PLAYOFF RECORDS

	RECORD	HOME	ROAD	OT
OVERALL	7-3	3-2	4-1	1-0

2022-23 REGULAR SEASON RECORDS

	RECORD	HOME	ROAD	OT
OVERALL	54-28	29-12	25-16	3-2
DIVISION	10-6	6-2	4-4	2-0
EAST	34-18	18-9	16-9	1-1
WEST	20-10	13-3	7-7	1-1

RECORD BY UNIFORM

ASSOCIATION (White)	20-11	4-1	16-10	
ICON (Blue)	22-11	15-5	7-6	
STATEMENT (Red)	8-2	6-2	2-0	
CITY	5-4	3-4	2-0	

INJURY/STATUS REPORT

Team Injury Report: <https://official.nba.com/nba-injury-report-2022-23-season/>

UPCOMING SCHEDULE (All times ET)

END OF EASTERN CONFERENCE SEMIFINALS



TABLE OF CONTENTS			
Recent Games & Current Notes	2-7	G League Report	23
2022-23 Roster & Pronunciations	8	Sixers Top 10	18
Transactions	8	How the Sixers Were Built	10
Current Opponent & Connections	9	Team Leaders	19
Sixers Overall Stats	11-12	Outstanding Performers	20
Opponent Overall Stats	13-14	Single-Game Highs	21
Starting Lineups	15	Quarter-by-Quarter	22-23
Sixers Games Missed	16	Last Time...	24
Sixers Milestones	17	Head Coach & Player Pages	25-33

RECENT GAMES

Boston 95, Philadelphia 86 – The Center – May 11, 2023

Game Highs		
	76ers	Celtics
Points	Embiid/Maxey - 26	Smart - 22
Rebounds	Embiid - 10	Horford - 11
Assists	Harden - 9	Smart - 7
Steals	3 Tied - 3	Tatum/Smart - 2
Blocks	Embiid - 3	Tatum/Williams III - 2

The Philadelphia 76ers fell to the Boston Celtics on Thursday, 95-86, forcing a Game 7 in Boston on Sunday at TD Garden. This upcoming meeting will mark the eighth Game 7 meeting between Philadelphia and Boston, the most all-time.

Philadelphia swiped 14 steals, marking the second time this postseason that the 76ers have tallied at least 14 steals. That is tied for the most such games by any team throughout the 2023 NBA Playoffs, and is the franchise's first postseason with multiple such games since the 1999 postseason (Stathead).

- **JOEL EMBIID** finished with 26 points and 10 rebounds, marking the 17th 25-point, 10-rebound playoff game of his career. That is tied for the fifth-most by any player since the 2019 postseason (Stathead).
- **TYRESE MAXEY** matched Embiid with a game-high 26 points, marking his second straight game with at least 25 points scored (matches playoff career high).
 - Maxey is averaging 28.0 points on 46.3% shooting (42.9% 3-PT) over the last two games, this includes draining nine threes, the most in the league since May 9 (NBA.com/stats).



Philadelphia 115, Boston 103 – TD Garden – May 9, 2023

Game Highs		
	76ers	Celtics
Points	Embiid - 33	Tatum - 36
Rebounds	Harris - 11	Tatum - 10
Assists	Harden - 10	Tatum - 5
Steals	Harden - 2	Tatum/Horford - 2
Blocks	Embiid - 4	Horford - 1

The 76ers took a 3-2 series lead over the Boston Celtics with a 12-point win in Game 5 on Tuesday at TD Garden. This was the largest postseason win against the Celtics since a 14-point victory on May 23, 1982 (Stathead).

This was fueled by the 76ers shooting 50.6% from the floor and 40% from three, making this the ninth straight playoff win when Philadelphia has shot at least 50% and are now undefeated in 29 postseason games when shooting 50-40 respectively. Philadelphia is one of nine teams without a loss in such games (Stathead).

Defensively, Philadelphia held Boston to 39.8% from the floor, the first playoff game since June 10, 2022 where the Celtics were held under 40% from the floor.

- Philadelphia's offense was led by reigning MVP and All-NBA First Team member, **JOEL EMBIID** and his 33-point effort, his third straight 30-point performance this postseason which is tied for the third-longest streak in franchise history (Stathead).
 - Embiid also added in four blocks, his second of these playoffs, making him the only player this postseason with multiple games of 30 points and at least four rejections, this also ties his personal-best for a single playoff run as he also had two such games in the 2019 playoffs (Stathead).
- Alongside Embiid was **TYRESE MAXEY** who added in 30 points of his own (6-12 3FG) and seven rebounds. This sharpshooting display makes Maxey the third 76er with multiple playoff games with six-or-more made threes (joining teammate **JAMES HARDEN** - 4, and former teammate **SETH CURRY** - 2), per Stathead).
 - This also was the fourth 30-point playoff game for Maxey, the most by a 76er aged 22-or-younger, no other player in team history recorded more than one.



Philadelphia 116, Boston 115 OT - The Center - May 7, 2023

Game Highs		
	76ers	Celtics
Points	Harden - 42	Tatum - 24
Rebounds	Embiid - 13	Tatum - 18
Assists	Harden - 9	Smart - 7
Steals	Harden - 4	Horford - 3
Blocks	3 Tied - 1	Horford - 5

The Philadelphia 76ers defeated the Boston Celtics, 116-115, in overtime, pulling the best-of-seven series to a 2-2 tie.

The 76ers improved to 3-0 this postseason -- and 2-0 in this series -- when reaching the 115-point mark. Philadelphia has won nine consecutive playoff games when scoring 115-plus points (Stathead).

- **JAMES HARDEN** (42 points, 16-23 FG, 6-9 3FG) and **JOEL EMBIID** (34 points, 12-15 FT) combined to score 76 points on 55.1% shooting.
 - They are the first pair of 76ers teammates to both score 30-plus points in the same playoff game since June 16, 2001.
 - Harden's 42-point performance represents the second time in this series that he's produced at least 40 points. He is one of three players throughout the 2023 NBA Playoffs to produce multiple 40-point games, and joins Hall of Famers **ALLEN IVERSON** (10) and **WILT CHAMBERLAIN** (2) as the lone 76ers with multiple 40-point playoff games (Stathead).
 - Harden added eight rebounds, nine assists, and four steals, joining Iverson as the only two 76ers to produce at least 40 points, five rebounds, five assists, and four steals in a postseason contest.
 - Per ESPN Stats & Info The 76ers two wins in their series against the Celtics have come on late go-ahead Harden threes. He joins Rashard Lewis and Robert Horry as the third player in the last 25 seasons with multiple go-ahead three-point FG in the final 20 seconds in a single postseason.
 - Embiid hauled in 13 rebounds, marking his 35th career double-double in 50 career postseason games.
 - Across his last three games, Embiid has totaled 79 points, 29 rebounds and nine blocks, joining Hall of Famer **JULIUS ERVING** (1981) as the only 76ers with such numbers over a three-game span in the playoffs (Stathead).



Fresh Faces: The 76ers 2022-23 regular-season roster features 17 players, including two players on two-way contracts. **New to the roster:** Dewayne Dedmon, Montrezl Harrell, Danuel House Jr., Louis King, Mac McClung, Jalen McDaniels, De'Anthony Melton, and P.J. Tucker.

Returning 76ers: James Harden, Joel Embiid, Tobias Harris, Furkan Korkmaz, Tyrese Maxey, Shake Milton, Georges Niang, Paul Reed, and Jaden Springer.

PHILADELPHIA 76ERS 2022-23 ROSTER & COACHES

No.	Name	Ht. [^]	Wt.	DOB	Prior to NBA/Country	Years Pro
14	Dewayne Dedmon	6' 10"	245	8/12/89	USC/USA	9
21	Joel Embiid	7' 0"	280	3/16/94	Kansas/Cameroon	6
1	James Harden	6' 5"	220	8/26/89	Arizona State/USA	13
5	Montrezl Harrell	6' 7"	240	1/26/94	Louisville/USA	7
12	Tobias Harris	6' 7"	230	7/15/92	Tennessee/USA	11
25	Danuel House Jr.	6' 6"	220	6/7/93	Texas A&M/USA	6
23	Louis King*	6' 7"	205	4/6/99	Oregon/USA	3
30	Furkan Korkmaz	6' 7"	210	7/24/97	Banvit B.K./Turkey	5
0	Tyrese Maxey	6' 2"	195	11/4/00	Kentucky/USA	2
9	Mac McClung*	6' 2"	185	1/6/99	Texas Tech/USA	1
7	Jalen McDaniels	6' 9"	205	1/31/98	San Diego State/USA	3
8	De'Anthony Melton	6' 2"	200	5/28/98	USC/USA	4
18	Shake Milton	6' 5"	205	9/26/96	SMU/USA	4
20	Georges Niang	6' 7"	235	6/17/93	Iowa State/USA	6
44	Paul Reed	6' 9"	220	6/14/99	DePaul/USA	2
11	Jaden Springer	6' 4"	205	9/25/02	Tennessee/USA	1
17	P.J. Tucker	6' 5"	245	5/5/85	Texas/USA	11

[^]Per NBA guidelines, players were measured without shoes.

*Two-way contract - Ineligible for postseason

HEAD COACH: Doc Rivers

ASSISTANT COACHES: Dave Joerger, Sam Cassell, Dan Burke, Brian Adams, Eric Hughes, Jamie Young

ASSISTANT COACH/SKILL DEVELOPMENT: Dwayne Jones

COACHING ASSOCIATE: Pete Dominguez

SKILL DEVELOPMENT COACHES: Tyler Lashbrook, Jason Love, Spencer Rivers

PLAYER DEVELOPMENT ASSOCIATE COACHES: TJ DiLeo, Reggie Redding

HEAD STRENGTH AND CONDITIONING COACH: Ben Kenyon

HEAD ATHLETIC TRAINER & MEDICAL SERVICES DIRECTOR: Kevin Johnson

PRONUNCIATIONS

- Joel (jo-ELL) Embiid (em-BEAD)
- Montrezl (Mon-trez) Harrell (hair-uhl)
- Danuel (DAN-u-elle) House Jr.
- Furkan (fur-kahn) Korkmaz (cork-mahz)
- Tobias (toe-bias) Harris
- Georges (George) Niang (KNEE-yang)
- Dave Joerger (YAY-gr)

76 GAME NOTES

HOW THE 76ERS WERE BUILT

- **Dewayne Dedmon** (Signed as a free agent on Feb. 14, 2023)
- **Joel Embiid** (2014 NBA Draft, No. 3 overall)
- **James Harden** (Acquired in a trade with Brooklyn on Feb. 10, 2022)
- **Montrezl Harrell** (Signed as a free agent on Sept. 13, 2022)
- **Tobias Harris** (Re-signed as a free agent on July 10, 2019)
- **Danuel House Jr.** (Signed as a free agent on July 6, 2022)
- **Louis King** (Signed to two-way deal on Dec. 26, 2022)
- **Furkan Korkmaz** (Re-signed as a free agent on Aug. 9, 2021)
- **Tyrese Maxey** (2020 NBA Draft, No. 21 overall)
- **Mac McClung** (Signed two-way contract on Feb. 14, 2023)
- **Jalen McDaniels** (Acquired from Charlotte in a three-team trade on Feb. 9, 2023)
- **De'Anthony Melton** (Acquired in a trade with Memphis during the 2022 NBA Draft)
- **Shake Milton** (2018 NBA Draft-night trade with Dallas)
- **Georges Niang** (Signed as a free agent on Aug. 6, 2021)
- **Paul Reed** (2020 NBA Draft, No. 58 overall)
- **Jaden Springer** (2021 NBA Draft, No. 28 overall)
- **P.J. Tucker** (Signed as a free agent on July 6, 2022)

TRANSACTIONS

JUNE 24: Acquired De'Anthony Melton in trade with Memphis Grizzlies in exchange for Danny Green and David Roddy (No. 23 pick in 2022 NBA Draft)...**JUNE 28:** Exercised team option for Shake Milton...**JULY 1:** Signed Trevelin Queen...**JULY 6:** Signed Danuel House Jr. and P.J. Tucker...**JULY 11:** Signed Michael Foster Jr. to Exhibit 10 contract...**JULY 27:** Re-signed James Harden...**SEPT. 13:** Signed Montrezl Harrell...**OCT 9:** Waived Trevelin Queen...**OCT 10:** Signed Mac McClung, Patrick McCaw and Justin Smith...**OCT 11:** Waived Mac McClung, Patrick McCaw and Justin Smith ...**OCT 12:** Signed and waived Skylar Mays...**OCT 13:** Waived Charles Basse and Isaiah Joe...**OCT 15:** Signed and waived Aminu Mohammed and Sekou Doumbouya...**OCT 16:** Waived Charlie Brown Jr...**OCT 16:** Converted Michael Foster Jr. to two-way contract...**NOV. 23:** Waived Michael Foster Jr...**NOV. 23:** Signed Saben Lee to two-way contract...**DEC. 26:** Waived Saben Lee...**DEC. 26:** Signed Louis King to two-way deal...**FEB. 9:** Acquired Jalen McDaniels from Charlotte via three-team trade from Charlotte...**FEB. 9:** Traded Matisse Thybulle to Portland in part of three-team trade...**FEB. 14:** Signed Dewayne Dedmon...**FEB. 14:** Waived Julian Champagnie and signed Mac McClung to two-way contract.

76 GAME NOTES

76ERS vs. CELTICS ALL-TIME SERIES & 2022-23 GAME-BY-GAME

	2022-23	All-Time	Streak
Overall:	1-3	196-267	PHI W1 (Last loss: 2/25/23)
Home:	1-1	128-90	PHI W1 (Last loss: 2/25/23)
Away:	0-2	56-154	BOS W3 (Last loss: 12/1/21)
Neutral:		12-22	PHI W2 (Last loss: 1/12/61)



2022-23 76ERS vs. CELTICS REG. SEASON SCHEDULE

Oct. 18, 2022	Philadelphia 117, BOSTON 126
Feb. 8, 2023	Philadelphia 99, BOSTON 106
Feb. 25, 2023	PHILADELPHIA 107, Boston 110
Apr. 4, 2023	PHILADELPHIA 103, Boston 101

76ERS vs. CELTICS ALL-TIME PLAYOFF RECORDS

	2022-23	All-Time
Overall:	3-3	50-65
Home:	1-2	33-21
Away:	2-1	17-44
Neutral:	N/A	N/A

76ERS-CELTIS CONNECTIONS

76ers Director of Basketball Communications **BRANDON CHINN** played a vital role in Boston's Media Relations staff for five seasons...The 76ers' **TOBIAS HARRIS** (2010-11) and the Celtics' **GRANT WILLIAMS** (2016-19) are both products of the University of Tennessee... Philadelphia's **DANUEL HOUSE JR.** (2014-16) and Boston's **ROBERT WILLIAMS III** (2016-18) played their college careers at Texas A&M... Boston's **AL HORFORD** was a member of the 76ers during the 2019-20 season before being traded during the 2020 NBA Draft... Philadelphia's **GEORGES NIANG** is a Lawrence, Massachusetts native...76ers Head Coach **DOC RIVERS** served nine years as the head coach of the Celtics, leading the franchise to an NBA championship in 2008...Rivers also coached the Celtics **BLAKE GRIFFIN** from 2013 through part of the 2018 season...During the 2019-20 season, Griffin was teammates with the 76ers' **LOUIS KING** in Detroit...Boston's **DANILLO GALLINARI** was as coached by Rivers while with the Clippers from 2017-19...Boston's **MIKE MUSCALA** appeared in 47 games (six starts) with the 76ers during the 2018-19 season...76ers' Assistant Coach **SAM CASSELL** played in 17 regular season games and 21 postseason games for the Celtics during their championship winning 2007-08 season.

76 GAME NOTES

PHILADELPHIA 76ERS 2022-23 REGULAR SEASON STATISTICS

Through April 9 (54-28)

PHILADELPHIA 76ERS

2022-2023 REGULAR SEASON STATISTICS

PLAYER	--FIELD GOALS--			--3-POINT FG--			--FREE THROWS--			--REBOUNDS--			PF	DQ	STL	TO	BLK	PTS	AVG				
	G	GS	MIN	FG	FGA	PCT	FG	FGA	PCT	FT	FTA	PCT								OFF	DEF	TOT	AST
Embiid	66	66	2284	728	1328	.548	66	200	.330	661	771	.857	113	557	670	274	205	2	66	226	112	2183	33.1
Harden	58	58	2135	371	842	.441	161	418	.385	313	361	.867	40	314	354	618	112	0	71	195	31	1216	21.0
Maxey	60	41	2016	439	913	.481	160	369	.434	180	213	.845	23	153	176	212	132	1	49	80	8	1218	20.3
King	1	0	29	8	13	.615	4	8	.500	0	1	.000	2	2	4	2	4	0	1	2	0	20	20.0
Harris	74	74	2436	423	845	.501	126	324	.389	113	129	.876	67	357	424	186	149	1	68	89	40	1085	14.7
McClung	2	0	41	9	20	.450	4	11	.364	3	5	.600	3	7	10	9	3	0	0	3	0	25	12.5
Melton	77	58	2150	277	651	.425	157	403	.390	69	87	.793	69	243	312	197	191	0	126	102	41	780	10.1
McDaniels (TOT)	80	24	1913	281	617	.455	77	232	.332	116	138	.841	63	283	346	130	209	0	83	93	34	755	9.4
McDaniels (PHI)	24	3	419	60	123	.488	12	30	.400	28	34	.824	19	57	76	19	51	0	17	13	5	160	6.7
Milton	76	11	1567	241	503	.479	56	148	.378	99	116	.853	39	152	191	240	123	1	25	94	13	637	8.4
Niang	78	1	1512	222	502	.442	154	384	.401	39	45	.867	19	166	185	77	145	0	30	54	14	637	8.2
Harrell	57	7	681	125	209	.598	0	6	.000	70	101	.693	67	92	159	33	75	0	17	35	25	320	5.6
Dedmon (TOT)	38	1	426	77	151	.510	12	39	.308	33	49	.673	34	100	134	26	75	0	9	25	19	199	5.2
Dedmon (PHI)	8	1	76	13	22	.591	1	2	.500	1	5	.200	6	19	25	10	14	0	2	6	5	28	3.5
House	56	5	807	93	197	.472	37	110	.336	45	60	.750	9	85	94	44	69	0	14	26	9	268	4.8
Reed	69	2	755	124	209	.593	1	6	.167	38	51	.745	112	150	262	27	123	1	46	45	51	287	4.2
Korkmaz	37	0	353	48	111	.432	18	46	.391	26	36	.722	6	36	42	22	18	0	10	24	3	140	3.8
Tucker	75	75	1920	96	225	.427	55	140	.393	19	23	.826	95	200	295	60	180	0	39	44	15	266	3.5
Lee	2	0	10	3	4	.750	0	1	.000	0	0	---	0	0	0	2	1	0	1	3	0	6	3.0
Thybulle	49	6	591	50	116	.431	21	63	.333	9	12	.750	20	43	63	23	65	0	45	8	14	130	2.7
Springer	16	2	89	17	35	.486	2	5	.400	6	8	.750	6	8	14	8	15	1	7	3	3	42	2.6
Champagnie	2	0	7	0	2	.000	0	1	.000	0	0	---	0	0	0	0	0	0	1	0	0	0	0.0
Foster	1	0	1	0	0	---	0	0	---	0	0	---	0	0	0	0	0	0	0	0	0	0	0.0
76ERS	82	-	19880	3347	6870	.487	1035	2675	.387	1719	2058	.835	715	2641	3356	2063	1675	7	635	1121	389	9448	115.2
OPPONENTS	82	-	19880	3312	7005	.473	952	2735	.348	1518	1943	.781	782	2593	3375	1986	1607	7	540	1171	380	9094	110.9

PLAYER	-- SINGLE-GAME HIGHS --							----- AVERAGE PER GAME -----							-CAREER HIGHS (C=SET, T=TIED THIS SEASON)-						
	MIN	REB	AST	ST	TO	BL	PTS	MIN	REB	AST	STL	TO	BLK	PTS	FG	FGA	FT	FTA	REB	AST	PTS
Embiid	46	19	10	4	8	7	59	34.6	10.2	4.2	1.00	3.4	1.70	33.1	20C	32T	23	27	22	13	59C
Harden	47	12	21	5	7	2	38	36.8	6.1	10.7	1.22	3.4	0.53	21.0	20	41	24	27	17	21C	61
Maxey	46	8	9	4	4	1	44	33.6	2.9	3.5	0.82	1.3	0.13	20.3	18	33	10	10	9	10	44C
King	29	4	2	1	2	0	20	28.8	4.0	2.0	1.00	2.0	0.00	20.0	10	16	5	5	9	3	27
Harris	47	14	9	5	5	3	27	32.9	5.7	2.5	0.92	1.2	0.54	14.7	15	29	13	14	20	10	39
McClung	33	9	9	0	2	0	20	20.5	5.0	4.5	0.00	1.5	0.00	12.5	8C	17C	2C	3C	9C	9C	20C
Melton	43	10	9	7	5	3	33	27.9	4.1	2.6	1.64	1.3	0.53	10.1	11C	18T	10	11	11	10	33C
McDaniels (TOT)	44	11	6	5	2	26	23.9	4.3	1.6	1.04	1.2	0.43	9.4	9T	18C	6C	6T	12	6C	26C	
McDaniels (PHI)	44	11	3	4	2	24	17.5	3.2	0.8	0.71	0.5	0.21	6.7								
Milton	43	9	16	2	6	2	29	20.6	2.5	3.2	0.33	1.2	0.17	8.4	14	22C	9	11	9T	16C	39
Niang	32	6	5	3	4	2	24	19.4	2.4	1.0	0.38	0.7	0.18	8.2	9T	21	4T	5	10	6	24T
Harrell	33	10	4	2	3	4	20	11.9	2.8	0.6	0.30	0.6	0.44	5.6	14	25	15	18	18	7	34
Dedmon (TOT)	19	8	4	1	2	3	14	11.2	3.5	0.7	0.24	0.7	0.50	5.2	9	16	8	8	17	7	24
Dedmon (PHI)	19	7	4	1	2	2	14	9.6	3.1	1.3	0.25	0.8	0.63	3.5							
House	39	7	4	2	2	1	22	14.4	1.7	0.8	0.25	0.5	0.16	4.8	10	18	9T	10C	12	7	23
Reed	31	14	3	6	5	5	19	10.9	3.8	0.4	0.67	0.7	0.74	4.2	12	15C	5C	6T	14C	3T	25
Korkmaz	30	5	4	3	3	1	17	9.6	1.1	0.6	0.27	0.6	0.08	3.8	13	18	6	7	11	6	34
Tucker	42	16	3	3	4	2	13	25.6	3.9	0.8	0.52	0.6	0.20	3.5	10	18	9	12	19	8	24
Lee	6	0	2	1	2	0	4	5.1	0.0	1.0	0.50	1.5	0.00	3.0	8	21	9	12	9	12	25
Thybulle	30	6	3	5	1	2	15	12.1	1.3	0.5	0.92	0.2	0.29	2.7	6	12	4	4	9	6	20
Springer	34	2	3	2	1	19	5.6	0.9	0.5	0.44	0.2	0.19	2.6	8C	13C	2C	2C	2T	3C	19C	
Champagnie	5	0	0	1	0	0	0	3.3	0.0	0.0	0.50	0.0	0.00	0.0	9	16	4	5	10	3	26
Foster	1	0	0	0	0	0	0	1.0	0.0	0.0	0.00	0.0	0.00	0.0	0C	0C	0C	0C	0C	0C	0C
76ERS	290	62	37	14	23	14	147	242.4	40.9	25.2	7.74	13.7	4.74	115.2	69	140	59	86	97	45	163
OPPONENTS	290	57	39	14	23	13	143	242.4	41.2	24.2	6.59	14.3	4.63	110.9	64	148	57	74	108	44	154



PHILADELPHIA 76ERS 2023 POSTSEASON STATISTICS

Through May 12 (7-3)

PHILADELPHIA 76ERS

2023 PLAYOFFS / ALL ROUNDS COMBINED

PLAYER	G	GS	MIN	-FIELD GOALS-			-3-POINT FG--			-FREE THROWS-			--REBOUNDS--			PF	DQ	STL	TO	BLK	PTS	AVG	
				FG	FGA	PCT	FG	FGA	PCT	FT	FTA	PCT	OFF	DEF	TOT								AST
Embiid	8	8	298	61	135	.452	5	24	.208	71	78	.910	15	65	80	23	24	0	6	31	23	198	24.8
Harden	10	10	386	69	172	.401	30	77	.390	46	53	.868	5	57	62	84	27	0	18	30	3	214	21.4
Maxey	10	10	381	77	180	.428	32	79	.405	23	26	.885	9	41	50	21	24	0	15	7	5	209	20.9
Harris	10	10	352	63	121	.521	14	34	.412	9	11	.818	17	58	75	18	25	0	6	7	6	149	14.9
Melton	10	0	246	28	71	.394	18	44	.409	6	8	.750	11	20	31	17	18	0	13	7	7	80	8.0
Reed	10	2	147	22	36	.611	0	0	---	5	5	1.000	25	29	54	6	15	0	6	6	4	49	4.9
Niang	10	0	154	18	35	.514	12	25	.480	0	0	---	0	4	4	2	16	0	0	5	1	48	4.8
Tucker	10	10	274	15	44	.341	11	34	.324	2	3	.667	18	31	49	16	27	0	13	5	2	43	4.3
House	6	0	36	7	16	.438	1	8	.125	1	1	1.000	0	10	10	1	3	0	0	1	0	16	2.7
McDaniels	8	0	102	8	20	.400	3	9	.333	0	0	---	3	13	16	5	8	0	1	3	0	19	2.4
Springer	3	0	13	2	2	1.000	0	0	---	1	2	.500	0	0	0	0	1	0	0	1	0	5	1.7
Milton	5	0	17	3	4	.750	0	0	---	2	2	1.000	0	3	3	2	3	0	2	1	0	8	1.6
Korkmaz	2	0	7	0	1	1.000	0	1	1.000	2	2	1.000	0	0	0	0	0	0	0	1	0	2	1.0
Dedmon	1	0	5	0	1	1.000	0	1	1.000	0	0	---	0	1	1	0	1	0	0	1	0	0	0.0
Harrell	2	0	7	0	3	1.000	0	0	---	0	0	---	0	1	1	0	0	0	0	0	0	0	0.0
TEAM	10	-	2425	373	841	.444	126	336	.375	168	191	.880	103	333	436	195	192	0	80	122	51	1040	104.0
OPPONENTS	10	-	2425	368	810	.454	135	377	.358	162	202	.802	76	323	399	234	163	0	53	120	53	1033	103.3

PLAYER	-- SINGLE-GAME HIGHS --							----- AVERAGE PER GAME -----					-CAREER HIGHS (C=SET, T=TIED THIS SEASON)-								
	MIN	REB	AST	ST	TO	BL	PTS	MIN	REB	AST	STL	TO	BLK	PTS	FG	FGA	FT	FTA	REB	AST	PTS
Embiid	46	19	7	1	8	5	34	37.3	10.0	2.9	0.75	3.9	2.88	24.8	14	26T	14	18	21	8	40
Harden	47	10	13	4	5	1	45	38.6	6.2	8.4	1.80	3.0	0.30	21.4	17C	35	18	20	13	18	45T
Maxey	45	8	3	4	3	2	33	38.1	5.0	2.1	1.50	0.7	0.50	20.9	14	24C	9	11	9	8	38
Harris	45	12	4	2	2	25	35.2	7.5	1.8	0.60	0.7	0.60	14.9	15	29	8	10	16	8	37	8
Melton	30	8	5	4	2	2	17	24.6	3.1	1.7	1.30	0.7	0.70	8.0	6C	14	2T	2T	8T	5C	17C
Reed	37	15	2	2	2	1	11	14.7	5.4	0.6	0.60	0.6	0.40	4.9	5C	10C	4C	4C	15C	4	11C
Niang	20	2	1	0	2	1	10	15.4	0.4	0.2	0.00	0.5	0.10	4.8	6	10	2	2	7	3	16
Tucker	37	8	4	5	2	1	9	27.4	4.9	1.6	1.30	0.5	0.20	4.3	8	12	4	6	16	7	22
House	15	5	1	0	1	0	10	6.0	1.7	0.2	0.00	0.2	0.00	2.7	8	15	4	4	10	5	21
McDaniels	22	4	2	1	1	0	5	12.7	2.0	0.6	0.13	0.4	0.00	2.4	2C	5C	0C	0C	4C	2C	5C
Springer	10	0	0	0	1	0	3	4.3	0.0	0.0	0.00	0.3	0.00	1.7	2	3	1C	2C	2	1	4
Milton	9	2	2	1	1	0	4	3.4	0.6	0.4	0.40	0.2	0.00	1.6	6	18	4	4	6	4	17
Korkmaz	5	0	0	0	1	0	2	3.7	0.0	0.0	0.00	0.5	0.00	1.0	4	9	4	5	6	3	14
Dedmon	5	1	0	0	1	0	0	5.0	1.0	0.0	0.00	1.0	0.00	0.0	8	11	3	6	9	3	19
Harrell	5	1	0	0	0	0	0	3.5	0.5	0.0	0.00	0.0	0.00	0.0	11	15	7	10	11	4	26
TEAM	265	56	32	14	19	8	121	242.5	43.6	19.5	8.00	12.2	5.10	104.0	57	122	51	66	93	38	145
OPPONENTS	265	50	26	10	20	12	121	242.5	39.9	23.4	5.30	12.0	5.30	103.3	67	140	57	64	95	46	156

Through May 12 (3-3)

PHILADELPHIA 76ERS

2023 CONFERENCE SEMIFINALS VS. BOSTON

PLAYER	G	GS	MIN	-FIELD GOALS-			-3-POINT FG--			-FREE THROWS-			--REBOUNDS--			PF	DQ	STL	TO	BLK	PTS	AVG	
				FG	FGA	PCT	FG	FGA	PCT	FT	FTA	PCT	OFF	DEF	TOT								AST
Embiid	5	5	190	43	96	.448	4	16	.250	48	54	.889	11	35	46	11	14	0	3	16	16	138	27.6
Harden	6	6	242	46	105	.438	16	44	.364	37	42	.881	3	37	40	49	17	0	12	16	2	145	24.2
Maxey	6	6	233	45	112	.402	17	49	.347	15	16	.938	6	24	30	14	13	0	9	3	4	122	20.3
Harris	6	6	217	29	61	.475	6	20	.300	4	6	.667	8	32	40	10	17	0	4	5	4	68	11.3
Melton	6	0	144	13	36	.361	9	21	.429	2	2	1.000	5	17	22	9	12	0	8	4	5	37	6.2
Niang	6	0	92	11	24	.458	9	19	.474	0	0	---	0	1	1	1	10	0	0	2	1	31	5.2
Tucker	6	6	168	11	24	.458	8	19	.421	1	1	1.000	7	15	22	6	19	0	6	4	1	31	5.2
House	4	0	32	7	15	.467	1	7	.143	1	1	1.000	0	8	8	1	3	0	0	1	0	16	4.0
Reed	6	1	81	8	12	.667	0	0	---	4	4	1.000	8	18	26	4	8	0	3	2	2	20	3.3
Springer	2	0	11	2	2	1.000	0	0	---	1	2	.500	0	0	0	0	1	0	0	1	0	5	2.5
Korkmaz	1	0	5	0	1	1.000	0	1	1.000	2	2	1.000	0	0	0	0	0	0	1	0	2	2.0	
McDaniels	4	0	36	2	8	.250	2	6	.333	0	0	---	2	3	5	1	2	0	0	0	0	6	1.5
Milton	3	0	10	2	2	1.000	0	0	---	0	0	---	0	1	1	2	0	0	1	0	0	4	1.3
Dedmon	1	0	5	0	1	1.000	0	1	1.000	0	0	---	0	1	1	0	1	0	0	1	0	0	0.0
76ERS	6	-	1465	219	499	.439	72	203	.355	115	130	.885	50	192	242	108	117	0	46	69	35	625	104.2
CELTICS	6	-	1465	232	501	.463	90	239	.377	109	129	.845	53	206	259	145	101	0	32	71	38	663	110.5

PLAYER	-- SINGLE-GAME HIGHS --							----- AVERAGE PER GAME -----					-CAREER HIGHS (C=SET, T=TIED THIS SERIES)-								
	MIN	REB	AST	ST	TO	BL	PTS	MIN	REB	AST	STL	TO	BLK	PTS	FG	FGA	FT	FTA	REB	AST	PTS
Embiid	46	13	4	1	4	5	34	38.1	9.2	2.2	0.60	3.2	3.20	27.6	14	26T	14	18	21	8	40
Harden	47	10	11	4	5	1	45	40.4	6.7	8.2	2.00	2.7	0.33	24.2	17C	35	18	20	13	18	45T
Maxey	45	8	3	4	1	2	30	38.8	5.0	2.3	1.50	0.5	0.67	20.3	14	24C	9	11	9	8	38
Harris	45	11	3	2	2	18	36.2	6.7	1.7	0.67	0.8	0.67	11.3	15	29	8	10	16	8	37	8
Melton	30	8	2	4	1	2	17	24.0	3.7	1.5	1.33	0.7	0.83	6.2	6C	14	2T	2T	8T	5	17C
Niang	19	1	1	0	1	1	10	15.3	0.2	0.2	0.00	0.3	0.17	5.2	6	10	2	2	7	3	16
Tucker	37	7	2	3	2	1	9	28.0	3.7	1.0	1.00	0.7	0.17	5.2	8	12	4	6	16	7	22
House	15	5	1	0	1	0	10	7.9	2.0	0.3	0.00	0.3	0.00	4.0	8	15	4	4	10	5	21
Reed	37	13	2	1	1	1	10	13.5	4.3	0.7	0.50	0.3	0.33	3.3	5	10	4C	4C	15	4	11
Springer	10	0	0	0	1	0	3	5.3	0.0	0.0	0.00	0.5	0.00	2.5	2	3	1C	2C	2	1	4
Korkmaz	5	0	0	0	1	0	2	5.0	0.0	0.0	0.00	1.0	0.00	2.0	4	9	4	5	6	3	14
McDaniels	13	3	1	0	0	0	3	9.0	1.3	0.3	0.00	0.0	0.00	1.5	2	5	0T	0T	4	2	5
Milton	9	1	2	1	1	0	4	3.3	0.3	0.7	0.33	0.3	0.00	1.3	6	18	4	4	6	4	17
Dedmon	5	1	0	0	1	0	0	5.0	1.0	0.0	0.00	1.0	0.00	0.0	8	11	3	6	9	3	19
76ERS	265	49	21	14	14	8	119	244.2	40.3	18.0	7.67	11.5	5.83	104.2							



BOSTON CELTICS 2022-23 REGULAR SEASON STATISTICS

Through April 9 (57-25)

BOSTON CELTICS

2022-2023 REGULAR SEASON STATISTICS

PLAYER	G GS MIN			-FIELD GOALS-			-3-POINT FG--			-FREE THROWS-			--REBOUNDS--			PF	DQ	STL	TO	BLK	PTS	AVG	
	G	GS	MIN	FG	FGA	PCT	FG	FGA	PCT	FT	FTA	PCT	OFF	DEF	TOT								AST
Tatum	74	74	2732	727	1559	.466	240	686	.350	531	622	.854	78	571	649	342	160	0	78	213	51	2225	30.1
Brown	67	67	2405	679	1383	.491	163	487	.335	263	344	.765	78	381	459	232	172	0	75	197	26	1784	26.6
Brogdon	67	0	1744	354	732	.484	132	297	.444	160	184	.870	42	238	280	248	109	0	45	98	18	1000	14.9
White	82	70	2319	350	758	.462	149	391	.381	168	192	.875	52	241	293	321	177	0	54	95	76	1017	12.4
Smart	61	61	1957	250	602	.415	115	342	.336	88	118	.746	46	145	191	382	172	2	93	143	23	703	11.5
Horford	63	63	1921	228	479	.476	145	325	.446	15	21	.714	73	317	390	189	121	0	30	37	61	616	9.8
G. Williams	79	23	2045	216	476	.454	115	291	.395	94	122	.770	87	276	363	131	192	1	41	82	31	641	8.1
R. Williams	35	20	824	127	170	.747	0	1	.000	25	41	.610	104	188	292	50	68	0	22	34	48	279	8.0
Hauser	80	8	1290	180	396	.455	140	335	.418	12	17	.706	35	169	204	71	99	0	29	30	21	512	6.4
Muscala (TOT)	63	9	945	131	292	.449	81	207	.391	40	52	.769	37	166	203	50	98	0	15	23	24	383	6.1
Muscala (BOS)	20	4	323	42	89	.472	25	65	.385	9	13	.692	14	54	68	12	28	0	4	9	5	118	5.9
Pritchard	48	3	643	101	245	.412	56	154	.364	12	16	.750	25	63	88	64	37	0	14	40	1	270	5.6
Griffin	41	16	569	63	130	.485	23	66	.348	21	32	.656	47	108	155	61	75	1	14	22	9	170	4.1
Kornet	69	0	804	113	170	.665	3	13	.231	32	39	.821	86	111	197	53	81	0	11	25	46	261	3.8
Champagnie (TOT)	5	0	34	5	15	.333	1	5	.200	0	0	---	3	5	8	4	2	0	1	0	0	11	2.2
Champagnie (BOS)	2	0	23	2	12	.167	1	5	.200	0	0	---	2	2	4	3	1	0	1	0	0	5	2.5
Davison	12	0	66	8	19	.421	2	7	.286	1	2	.500	2	7	9	11	5	0	2	4	2	19	1.6
Kabengele	4	0	36	2	7	.286	0	3	.000	2	2	1.000	5	5	10	0	3	0	2	1	0	6	1.5
Vonleh	23	1	172	11	24	.458	1	4	.250	2	2	1.000	18	30	48	7	35	0	2	11	8	25	1.1
Jackson	23	0	107	7	27	.259	5	20	.250	1	2	.500	2	15	17	9	7	0	4	2	4	20	0.9
CELTICS	82	-	19980	3460	7278	.475	1315	3492	.377	1436	1769	.812	796	2921	3717	2186	1542	4	521	1095	430	9671	117.9
OPPONENTS	82	-	19980	3425	7394	.463	954	2763	.345	1332	1733	.769	799	2810	3609	1895	1568	9	544	1040	318	9136	111.4

PLAYER	-- SINGLE-GAME HIGHS --											----- AVERAGE PER GAME -----					-CAREER HIGHS (C=SET, T=TIED THIS SEASON) -									
	MIN	REB	AST	ST	TO	BL	PTS	MIN	REB	AST	STL	TO	BLK	PTS	FG	FGA	FT	FTA	REB	AST	PTS					
Tatum	49	19	10	4	9	4	51	36.9	8.8	4.6	1.05	2.9	0.69	30.1	20	37	17C	20C	19C	12	60					
Brown	47	15	9	4	7	4	43	35.9	6.9	3.5	1.12	2.9	0.39	26.6	19	36	11	16	15T	11	50					
Brogdon	39	10	9	4	4	2	30	26.0	4.2	3.7	0.67	1.5	0.27	14.9	13	25	15	15	15	13	36					
White	43	10	12	4	6	3	33	28.3	3.6	3.9	0.66	1.2	0.93	12.4	12C	24C	10	11	10T	14	33C					
Smart	43	7	15	6	5	2	22	32.1	3.1	6.3	1.52	2.3	0.38	11.5	13	26	9	12	11	15C	37					
Horford	46	14	10	2	3	3	23	30.5	6.2	3.0	0.48	0.6	0.97	9.8	15	24	10	13	22	11	34					
G. Williams	48	10	6	3	5	3	25	25.9	4.6	1.7	0.52	1.0	0.39	8.1	8T	16C	7C	8C	10T	6C	25C					
R. Williams	36	16	4	3	3	4	16	23.5	8.3	1.4	0.63	1.0	1.37	8.0	10	12	6	8	17	10	21					
Hauser	39	9	6	2	3	3	26	16.1	2.6	0.9	0.36	0.4	0.26	6.4	10C	16C	3C	3C	9C	6C	26C					
Muscala (TOT)	44	10	3	2	2	2	27	15.0	3.2	0.8	0.24	0.4	0.38	6.1	9C	16C	9	11	13	7	27C					
Muscala (BOS)	44	8	2	2	2	1	27	16.2	3.4	0.6	0.20	0.5	0.25	5.9												
Pritchard	46	14	11	2	7	1	30	13.4	1.8	1.3	0.29	0.8	0.02	5.6	10C	22	6	7	14C	11C	30C					
Griffin	32	12	6	2	2	1	15	13.9	3.8	1.5	0.34	0.5	0.22	4.1	20	35	17	24	20	12	50					
Kornet	33	8	6	2	3	4	15	11.7	2.9	0.8	0.16	0.4	0.67	3.8	10	17	6	8	13	6C	25					
Champagnie (TOT)	20	4	3	1	0	0	5	6.9	1.6	0.8	0.20	0.0	0.00	2.2	5	12C	2	2	12	3C	14					
Champagnie (BOS)	20	4	3	1	0	0	5	11.7	2.0	1.5	0.50	0.0	0.00	2.5												
Davison	35	3	3	1	2	2	8	5.5	0.8	0.9	0.17	0.3	0.17	1.6	3C	6C	1C	2C	3C	3C	8C					
Kabengele	19	4	0	2	1	0	4	9.1	2.5	0.0	0.50	0.3	0.00	1.5	5	8	3	4	10	3	14					
Vonleh	20	7	2	1	2	2	7	7.5	2.1	0.3	0.09	0.5	0.35	1.1	9	18	5	8	19	9	22					
Jackson	14	5	2	2	1	1	6	4.7	0.7	0.4	0.17	0.1	0.17	0.9	10	16	7	8	11	5	28					
CELTICS	290	63	40	15	21	12	142	243.7	45.3	26.7	6.35	13.4	5.24	117.9	72	150	56	65	110	46	173					
OPPONENTS	290	60	33	14	20	9	150	243.7	44.0	23.1	6.63	12.7	3.88	111.4	69	144	50	65	101	49	160					

76 GAME NOTES

BOSTON CELTICS 2022-23 POSTSEASON STATISTICS

Through May 12 (7-5)

BOSTON CELTICS

2023 PLAYOFFS / ALL ROUNDS COMBINED

PLAYER	G	GS	MIN	-FIELD GOALS-			-3-POINT FG--			-FREE THROWS-			--REBOUNDS--					PTS	AVG				
				FG	FGA	PCT	FG	FGA	PCT	FT	FTA	PCT	OFF	DEF	TOT	AST	PF			DQ	STL	TO	BLK
Tatum	12	12	472	108	248	.435	36	107	.336	63	72	.875	17	108	125	62	24	0	12	30	16	315	26.3
Brown	12	12	450	116	212	.547	30	64	.469	33	49	.673	11	52	63	42	37	0	11	38	4	295	24.6
Smart	12	12	400	69	148	.466	28	77	.364	33	40	.825	16	34	50	62	23	0	15	27	3	199	16.6
Brogdon	12	0	332	65	143	.455	28	63	.444	22	26	.846	10	41	51	45	19	0	2	14	2	180	15.0
White	12	11	368	59	116	.509	26	61	.426	20	21	.952	7	34	41	28	20	0	4	12	10	164	13.7
R. Williams	12	1	255	35	42	.833	0	0	---	11	15	.733	19	59	78	15	28	0	7	10	17	81	6.8
Horford	12	12	383	30	79	.380	18	60	.300	2	2	1.000	18	71	89	38	25	0	15	8	25	80	6.7
Pritchard	4	0	22	6	8	.750	3	3	1.000	1	1	1.000	0	3	3	4	1	0	1	2	0	16	4.0
G. Williams	8	0	113	10	22	.455	9	19	.474	2	2	1.000	4	9	13	9	11	0	3	2	3	31	3.9
Hauser	9	0	80	7	17	.412	6	16	.375	0	0	---	1	8	9	3	7	0	1	0	1	20	2.2
Kornet	3	0	10	3	3	1.000	0	0	---	0	0	---	1	3	4	0	1	0	0	0	0	6	2.0
Muscala	3	0	10	1	1	1.000	1	1	1.000	0	0	---	0	1	1	1	1	0	0	0	0	3	1.0
Champagnie	1	0	5	0	2	.000	0	2	.000	0	0	---	0	0	0	0	1	0	0	0	0	0	0.0
Griffin	1	0	6	0	1	1.000	0	0	---	0	0	---	1	1	2	0	2	0	0	0	0	0	0.0
TEAM	12	-	2905	509	1042	.488	185	473	.391	187	228	.820	105	424	529	309	200	0	71	148	81	1390	115.8
OPPONENTS	12	-	2905	483	1077	.448	156	427	.365	198	232	.853	123	382	505	255	215	1	92	146	64	1320	110.0

PLAYER	-- SINGLE-GAME HIGHS --							----- AVERAGE PER GAME -----							-CAREER HIGHS (C=SET, T=TIED THIS SEASON) -						
	MIN	REB	AST	ST	TO	BL	PTS	MIN	REB	AST	STL	TO	BLK	PTS	FG	FGA	FT	FTA	REB	AST	PTS
Tatum	47	18	8	2	4	4	39	39.3	10.4	5.2	1.00	2.5	1.33	26.3	17	32	17	17	18C	13	50
Brown	44	12	5	3	6	2	35	37.5	5.3	3.5	0.92	3.2	0.33	24.6	15C	30	10	12	16	6	40
Smart	42	7	8	3	6	2	24	33.3	4.2	5.2	1.25	2.3	0.25	16.6	9T	22	10	13	11	12	27
Brogdon	36	8	8	1	4	1	23	27.7	4.3	3.8	0.17	1.2	0.17	15.0	11	18	9	10	11	14	34
White	39	7	7	1	3	3	26	30.7	3.4	2.3	0.33	1.0	0.83	13.7	15	21	6T	8	8	7C	36
R. Williams	29	15	4	2	2	3	13	21.2	6.5	1.3	0.58	0.8	1.42	6.8	6T	9	6	7	15C	4T	18
Horford	39	12	5	2	5	17	31.9	7.4	3.2	1.25	0.7	2.08	6.7	13	21	13	14	17	10	30	
Pritchard	12	2	3	1	2	0	8	5.4	0.8	1.0	0.25	0.5	0.00	4.0	6	16	2	2	6	4	18
G. Williams	29	4	4	1	1	2	14	14.1	1.6	1.1	0.38	0.3	0.38	3.9	10	22	7	8	6	4C	27
Hauser	15	3	2	1	0	1	8	8.9	1.0	0.3	0.11	0.0	0.11	2.2	3C	5C	2	2	3C	2C	8C
Kornet	5	4	0	0	0	0	6	3.2	1.3	0.0	0.00	0.0	0.00	2.0	3C	3C	1	2	4C	1	6C
Muscala	5	1	1	0	0	0	3	3.4	0.3	0.3	0.00	0.0	0.00	1.0	4	6	4	4	6	1T	10
Champagnie	5	0	0	0	0	0	0	5.0	0.0	0.0	0.00	0.0	0.00	0.0	0C	2C	0C	0C	0C	0C	0C
Griffin	6	2	0	0	0	0	0	5.9	2.0	0.0	0.00	0.0	0.00	0.0	15	25	10	17	19	13	35
TEAM	265	58	31	11	18	12	129	242.1	44.1	25.8	5.92	12.3	6.75	115.8	63	140	57	64	97	46	157
OPPONENTS	265	49	28	14	19	8	130	242.1	42.1	21.3	7.67	12.2	5.33	110.0	61	122	51	64	80	44	145

Through May 12 (3-3)

BOSTON CELTICS

2023 CONFERENCE SEMIFINALS VS. PHILADELPHIA

PLAYER	G	GS	MIN	-FIELD GOALS-			-3-POINT FG--			-FREE THROWS-			--REBOUNDS--					PTS	AVG				
				FG	FGA	PCT	FG	FGA	PCT	FT	FTA	PCT	OFF	DEF	TOT	AST	PF			DQ	STL	TO	BLK
Tatum	6	6	235	50	120	.417	15	47	.319	37	43	.860	12	53	65	30	15	0	8	15	9	152	25.3
Brown	6	6	223	50	90	.556	13	31	.419	22	30	.733	4	27	31	24	19	0	4	17	1	135	22.5
Brogdon	6	0	176	35	76	.461	21	38	.553	9	10	.900	5	24	29	19	10	0	1	8	1	100	16.7
Smart	6	6	215	32	73	.438	13	38	.342	22	25	.880	6	18	24	31	13	0	5	17	1	99	16.5
White	6	5	173	20	46	.435	10	26	.385	10	10	1.000	5	13	18	7	6	0	2	4	2	60	10.0
Pritchard	2	0	21	6	8	.750	3	3	1.000	1	1	1.000	0	3	3	4	1	0	1	2	0	16	8.0
Horford	6	6	187	17	47	.362	9	35	.257	2	2	1.000	9	34	43	16	13	0	8	3	12	45	7.5
R. Williams	6	1	118	12	16	.750	0	0	---	6	8	.750	9	23	32	6	12	0	1	2	9	30	5.0
Kornet	2	0	9	3	3	1.000	0	0	---	0	0	---	1	3	4	0	1	0	0	0	0	6	3.0
G. Williams	5	0	77	5	14	.357	4	13	.308	0	0	---	2	7	9	6	8	0	1	1	3	14	2.8
Muscala	2	0	9	1	1	1.000	1	1	1.000	0	0	---	0	1	1	1	1	0	0	0	0	3	1.5
Hauser	3	0	17	1	5	.200	1	5	.200	0	0	---	0	0	0	1	1	0	1	0	0	3	1.0
Champagnie	1	0	5	0	2	.000	0	2	.000	0	0	---	0	0	0	0	1	0	0	0	0	0	0.0
CELTICS	6	-	1465	232	501	.463	90	239	.377	109	129	.845	53	206	259	145	101	0	32	71	38	663	110.5
76ERS	6	-	1465	219	499	.439	72	203	.355	115	130	.885	50	192	242	108	117	0	46	69	35	625	104.2

PLAYER	-- SINGLE-GAME HIGHS --							----- AVERAGE PER GAME -----							-CAREER HIGHS (C=SET, T=TIED THIS SERIES) -						
	MIN	REB	AST	ST	TO	BL	PTS	MIN	REB	AST	STL	TO	BLK	PTS	FG	FGA	FT	FTA	REB	AST	PTS
Tatum	47	18	6	2	4	4	39	39.2	10.8	5.0	1.33	2.5	1.50	25.3	17	32	17	17	18C	13	50
Brown	44	7	5	2	4	1	25	37.2	5.2	4.0	0.67	2.8	0.17	22.5	15	30	10	12	16	6	40
Brogdon	36	8	6	1	4	1	23	29.3	4.8	3.2	0.17	1.3	0.17	16.7	11	18	9	10	11	14	34
Smart	42	7	7	3	6	1	22	35.8	4.0	5.2	0.83	2.8	0.17	16.5	9	22	10	13	11	12	27
White	34	6	3	1	2	1	15	28.8	3.0	1.2	0.33	0.7	0.33	10.0	15	21	6	8	8	7	36
Pritchard	12	2	3	1	2	0	8	10.6	1.5	2.0	0.50	1.0	0.00	8.0	6	16	2	2	6	4	18
Horford	39	11	4	2	5	17	31.2	7.2	2.7	1.33	0.5	2.00	7.5	13	21	13	14	17	10	30	
R. Williams	28	9	4	1	1	3	10	19.7	5.3	1.0	0.17	0.3	1.50	5.0	6	9	6	7	15	4T	18
Kornet	5	4	0	0	0	0	6	4.5	2.0	0.0	0.00	0.0	0.00	3.0	3C	3C	1	2	4C	1	6C
G. Williams	29	4	4	1	1	2	12	15.4	1.8	1.2	0.20	0.2	0.60	2.8	10	22	7	8	6	4C	27
Muscala	5	1	1	0	0	0	3	4.5	0.5	0.5	0.00	0.0	0.00	1.5	4	6	4	4	6	1T	10
Hauser	8	0	1	1	0	0	3	5.6	0.0	0.3	0.33	0.0	0.00	1.0	3	5	2	2	3	2	8
Champagnie	5	0	0	0	0	0	0	5.0	0.0	0.0	0.00	0.0	0.00	0.0	0C	2C	0C	0C	0C	0C	0C
CELTICS	265	50	26	9	18	12	121	244.2	43.2	24.2	5.33	11.8	6.33	110.5	63	140	57	64	97	46	157
OPPONENTS	265	49	21	14	14	8	119	244.2	40.3	18.0	7.67	11.5	5.83	104.2	61	122	51	64	80	44	145



2022-23 76ERS STARTING LINEUPS (INCLUDING PLAYOFFS)

1)	Harris	Tucker	Embiid	Maxey	Harden	16-10*
2)	Melton	Harris	Tucker	Maxey	Harden	4-2
3)	Thybulle	Harris	Tucker	Maxey	Harden	0-1
4)	Harris	Tucker	Harrell	Melton	Maxey	1-1
5)	Harris	Tucker	Embiid	Melton	Maxey	3-3
6)	Harris	Tucker	Embiid	Thybulle	Maxey	2-0
7)	House Jr.	Tucker	Embiid	Melton	Maxey	1-0
8)	House Jr.	Tucker	Embiid	Melton	Milton	0-1
9)	Harris	Tucker	Harrell	Melton	Milton	3-1
10)	Harris	Tucker	Embiid	Melton	Milton	1-2
11)	Harris	Tucker	Embiid	Melton	Harden	19-9
12)	Harris	Tucker	Embiid	Thybulle	Harden	1-0
13)	Thybulle	Tucker	Embiid	Melton	Harden	1-0
14)	Thybulle	Harris	Embiid	Melton	Milton	1-0
15)	Melton	Harris	Harrell	Maxey	Harden	1-0
16)	Melton	Tucker	Embiid	Maxey	Harden	2-0
17)	Melton	McDaniels	Embiid	Maxey	Harden	1-0
18)	House Jr.	Harris	Embiid	Melton	Maxey	1-0
19)	Harris	House Jr.	Embiid	Maxey	Harden	0-1
20)	Harris	Tucker	Dedmon	Melton	Maxey	0-1
21)	Niang	McDaniels	Reed	Springer	Milton	1-0
22)	McDaniels	House Jr.	Reed	Springer	Milton	1-0
23)	Harris	Tucker	Reed	Maxey	Harden	2-0
*Most recent starting lineup						


2022-23 GAMES MISSED DUE TO INJURY/ILLNESS (NOT INCL. HEALTH AND SAFETY PROTOCOLS) INCL. POSTSEASON

NAME	GAMES MISSED	INJURY/ILLNESS	DATES OUT
Dewayne Dedmon	5	Left hip; tightness/soreness	2/23-3/2
Joel Embiid	1	Right knee; Injury Recovery	10/28
	3	Non-Covid Illness	10/31-11/5
	4	Left mid-foot; Sprain	11/22-11/27
	4	Left foot; soreness	1/4-1/8, 3/1
	1	Left foot; injury recovery	1/21
	1	R calf; tightness	3/27
	3	R calf; injury recovery	4/7-4/9
	2	R knee; sprain	4/22-5/1
Furkan Korkmaz	3	Left knee; Effusion	11/13-11/19
	2	Non-COVID illness	12/16-12/19
	14	Left foot; tendon strain	11/4-12/2
James Harden	4	L foot; Injury Management	12/31; 1/21; 3/8; 3/18
	2	Left Achilles; soreness	3/22-3/27
	4	L Achilles; injury recovery	4/7-4/9
	1	Back; pain	12/16
Tobias Harris	2	Left knee; soreness.	3/6
	1	L hip; injury recovery	4/7-4/9
	1	Non-COVID; illness	3/31
	1	Left calf; contusion	1/14
Danuel House Jr.	2	Non-Covid Illness	3/24-3/25
	2	R shoulder soreness	11/4-11/7
	3	Left foot; laceration	12/9-12/13
	18	Left foot; fracture	11/19-12/27
Tyrese Maxey	1	L foot; injury management	12/31
	3	Neck stiffness	4/6-4/9
	5	Right Hip; Contusion	3/12-3/17, 3/22-24
Jalen McDaniels	2	Low Back Stiffness	11/2, 11/12
De'Anthony Melton	2	Back; tightness	12/13
	2	R calf; tightness	4/7-4/9
	1	Right foot; Soreness	3/1
	1	L knee; soreness	4/9
George Niang	9	Right Quad; Strain	11/18-12/2
	1	Non-COVID; illness	12/31
Jaden Springer	1	L knee; injury management	1/8
	1	Non-COVID Illness	3/6
P.J. Tucker	2	Back; spasms	3/18-3/20
	2	R calf; tightness	4/7-4/9
Totals	113		


2022-23 76ERS MILESTONE TRACKER (REGULAR SEASON)

Player	Milestone	Needed
Dewayne Dedmon	3,000 Rebounds	47
Joel Embiid	3,000 Free Throws Made	Accomplished 2/23/23 vs. MEM
Joel Embiid	10,000 Points	Accomplished 2/15/23 vs. CLE
Joel Embiid	500 Three-Pointers Made	44
James Harden	25,000 Points	300
James Harden	7,000 Field Goals Made	Accomplished 12/11/22 vs. CHA
James Harden	5,500 Rebounds	Accomplished 1/30/23 vs. ORL
James Harden	1,500 Steals	Accomplished 2/25/23 vs. BOS
James Harden	75 Career Triple Doubles	1
James Harden	1,000 Games Played	Accomplish 4/6/23 vs. MIA
Montrezl Harrell	6,000 Points	Accomplished 11/27/22 at ORL
Montrezl Harrell	500 Games Played	Accomplished 1/21/23 at SAC
Montrezl Harrell	2,500 Field Goals Made	1
Montrezl Harrell	2,500 Rebounds	Accomplished 12/25/22 at NYK
Danuel House Jr.	2,000 Points	Accomplished 4/9/23 at BKN
Tobias Harris	5,000 Field Goals Made	Accomplished 2/1/23 vs. ORL
Furkan Korkmaz	500 Three-Pointers Made	93
Tyrese Maxey	2,000 Points	Accomplished 11/2/22 vs. WAS
Tyrese Maxey	100 Steals	Accomplished 1/10/23 vs. DET
Tyrese Maxey	1,000 Field Goals Made	Accomplished 3/6/23 at IND
De'Anthony Melton	2,000 Points	Accomplished 10/26/22 at TOR
De'Anthony Melton	1,000 Rebounds	Accomplished 1/4/23 vs. IND
Shake Milton	2,000 Points	Accomplished 12/16/22 vs. GSW
Shake Milton	500 Rebounds	Accomplished 12/23/22 vs. LAC
Georges Niang	2,000 Points	Accomplished 11/19/22 vs. MIN
Georges Niang	100 Steals	Accomplish 12/16/22 vs. GSW
Georges Niang	500 Three-Pointers Made	Accomplished 1/6/23 vs. CHI
P.J. Tucker	1,000 Three-Pointers Made	136
P.J. Tucker	5,000 Rebounds	312
P.J. Tucker	1,000 Steals	73


2022-23 76ERS REGULAR SEASON TOP-10 RANKS

STAT	LEAGUE RANK	PLAYER	STAT	LEAGUE RANK
FT%	1 st (83.5)	Joel Embiid	FTM/G	1 st (10.0)
FTM/G	1 st (21.0)	Joel Embiid	PTS/G	1 st (33.1)
TOT FTM	1 st (1,719)	Joel Embiid	Player Impact Estimate	1 st (21.3)
3PT%	1 st (38.7)	Joel Embiid	TOT FTM	2 nd (661)
TS%	2 nd (60.8)	Joel Embiid	TOT PTS	2 nd (2,183)
OFF RTG	3 rd (117.0)	Joel Embiid	USAGE%	2 nd (37.0)
NET RTG	3 rd (4.4)	Joel Embiid	TOT FGM	2 nd (728)
WIN%	3 rd (.659)	Joel Embiid	EFF	2 nd (35.9)
WINS	3 rd (54)	Joel Embiid	FGM/G	3 rd (11.0)
+/-	4 th (4.3)	Joel Embiid	Loose Balls Recovered/G	T-4 th (0.9)
OPP 2 ND CHANCE PTS/G	5 th (12.7)	Joel Embiid	DREB/G	5 th (8.4)
Min/G	T-5 th (48.5)	Joel Embiid	BLK/G	7 th (1.7)
TOT MINS	T-5 th (3,976)	Joel Embiid	TOT BLK	8 th (112)
EFG%	6 th (56.3)	Joel Embiid	REB/G	8 th (10.2)
FG%	6 th (48.7)	Joel Embiid	Double-doubles	9 th (39)
OPP PITP	7 th (48.1)	Joel Embiid	TOT DREB	9 th (557)
DEF RTG	8 th (112.7)	Joel Embiid	Net Rating	10 th (8.8)
AST%	8 th (61.6)	James Harden	AST/G	1 st (10.7)
TOT STL	8 th (635)	James Harden	Assist%	2 nd (43.9)
STL/G	8 th (7.7)	James Harden	TOT AST	3 rd (618)
FB PTS	8 th (14.7)	James Harden	MIN/G	4 th (36.8)
PTS OFF TOV	9 th (17.7)	James Harden	Triple-Doubles	6 th (5)
AST RATIO	9 th (18.6)	James Harden	Assist Ratio	6 th (34.4)
		Tyrese Maxey	3PT%	5 th (43.4)
		De'Anthony Melton	TOT STL	2 nd (126)
		De'Anthony Melton	TOT DFL	4 th (234)
		De'Anthony Melton	DFL/36	5 th (3.9)
		De'Anthony Melton	STL/G	5 th (1.6)
		De'Anthony Melton	STL/TOV	7 th (1.24)
		De'Anthony Melton	DFL/G	9 th (3.0)
		Paul Reed	Loose balls recovered/36	T-3 rd (1.3)
		Paul Reed	DFL/36	6 th (3.8)



Reflected in the below chart is how many times each 76er has led the team in points, rebounds, assists, steals or blocks in a single game this season. Within the parentheses are instances of ties in the corresponding category. For example, Embiid: 2 (1) means that Joel has led the team in blocks twice and in one of those games he was tied with another player for the team high.

2022-23 TEAM LEADERS (INCLUDING PLAYOFFS)					
PLAYER	PTS	REBS	AST	STL	BLK
Champagnie					
Dedmon					3 (2)
Embiid	57 (2)	57 (4)	10 (5)	15 (12)	47 (17)
Foster Jr.					
Harden	9	11 (1)	65 (3)	26 (15)	13 (12)
Harrell		1		4 (4)	7 (5)
Harris	4	12 (2)	3 (2)	13 (7)	16 (11)
House Jr.				4 (4)	1 (1)
King	1 (1)				
Korkmaz				2 (1)	
Lee					
Maxey	16 (2)	1	7 (2)	11 (7)	3 (3)
McClung	1 (1)	1			
McDaniels	1 (1)	1		2	2 (1)
Melton	1	1	4 (1)	34 (11)	15 (9)
Milton	4 (1)		8 (1)	5 (5)	2 (1)
Niang	1 (1)			6 (4)	8 (6)
Reed		9		7 (6)	17 (5)
Springer				2 (1)	2 (2)
Thybulle				11 (8)	4 (4)
Tucker		3 (1)	1 (1)	14 (12)	6 (5)

Represented in the chart below is each time a 76er reached one of the listed plateaus in a single game this season.

2022-23 OUTSTANDING PERFORMERS (INCLUDING PLAYOFFS)									
PLAYER	10+ PTS	20+ PTS	30+ PTS	10+ REBS	10+ AST	3+ STL	3+ BLK	DBL-DBL	TRP-DBL
Champagnie									
Dedmon									
Embiid	75	66	47	41	2	6	21	40	1
Foster Jr.									
Harden	64	32	6	6	41	8		34	5
Harrell	9	1		1			1	1	
Harris	67	29		11		7		8	
House Jr.	7	1							
King	1	1							
Korkmaz	1								
Lee									
Maxey	63	36	9			3			
McClung	1	1							
McDaniels	4	2				2			
Melton	6	5	1			20	1		
Milton	6	7			3	1		3	
Niang	30	2				1			
Reed	12			10		2	7	6	
Springer	2								
Thybulle	4					3			
Tucker	3			2		3			


2022-23 INDIVIDUAL & OPPONENT SINGLE-GAME HIGHS (INCLUDING PLAYOFFS)

	INDIVIDUAL	INDIVIDUAL OPPONENT	76ERS	OPPOSING TEAM
MIN	47:24, James Harden vs. BOS 5/7/23 (OT)	47:14, Jayson Tatum vs. BOS 5/7/23 (OT)	290:00 vs. CHI 3/20/23 (2OT) 290:00 at HOU 12/5/22 (2OT)	290:00 vs. CHI 3/20/23 (2OT) 290:00 at HOU 12/5/22 (2OT)
FG	20, Joel Embiid vs. BOS 4/4/23 20, Joel Embiid vs. CHA 12/11/22	16, Cam Thomas at BKN 4/9/23 16, Jordan Clarkson vs. UTA 1/14/23	54, at IND 3/18/23 54, vs. DET 1/10/23	52, at SAS 2/3/23
FGA	32, Joel Embiid at WAS 12/27/22 32, Joel Embiid vs. CHA 12/11/22	29, Cam Thomas at BKN 4/9/23 29, Jordan Clarkson vs. UTA 1/14/23	102, at ATL 4/7/23	99, vs. ORL 1/30/23
3FG	9, Tyrese Maxey at TOR 10/28/22	11, Zach LaVine vs. CHI 1/6/23 11, CJ McCollum at NOP 12/30/22	21, vs. BKN 4/15/23	25, at DAL 3/2/23
3FGA	13, Tyrese Maxey vs. NYK 11/4/22	16, CJ McCollum at NOP 12/30/22	47, vs. NYK 11/4/22	51, at BOS 5/3/23
FT	20, Joel Embiid Joel Embiid vs. UTA 11/13/22	16, Giannis Antetokounmpo at MIL 3/4/23	35, vs. BKN 1/25/23	34, at HOU 12/5/22
FTA	24, Joel Embiid Joel Embiid vs. UTA 11/13/22	18, Giannis Antetokounmpo at MIL 3/4/23	41, at SAS 2/3/23	39, at NYK 2/5/23 39, at HOU 12/5/22
OREB	7, Joel Embiid vs. PHX 11/7/22	10, Steven Adams at MEM 12/2/22	20, vs. BKN 11/22/22	19, at MEM 12/2/22
DREB	17, Joel Embiid vs. BKN 4/17/23 17, Joel Embiid vs. MEM 2/23/23	16, Nikola Vucevic vs. CHI 1/6/23 16, Nikola Vucevic at CHI 10/29/22	48, at CHA 3/17/23	43, at ATL 11/10/22
REBS	19, Joel Embiid vs. BKN 4/17/23 19, Joel Embiid vs. MEM 2/23/23	20, Clint Capela at ATL 11/10/22	62, at CHA 3/17/23	57, at MEM 12/2/22
AST	21, James Harden vs. LAC 12/23/22	20, Trae Young at ATL 4/7/23	36, vs. DET 1/10/23	33, vs. CHI 1/6/23
STL	7, De'Anthony Melton vs. LAL 12/9/22 (OT)	4, Nikola Vucevic vs. CHI 3/20/23 4, Russell Westbrook vs. LAL 12/9/22 (OT)	14, vs. BKN 4/15/23 14, vs. LAL 12/9/22 (OT) 14, at WAS 10/31/22	14, at NOP 12/30/22
BLK	7, Joel Embiid vs. UTA 11/13/22	5, Myles Turner vs. IND 3/4/23	14, vs. UTA 11/13/22	14, vs. BKN 11/22/22
TO	8, Joel Embiid vs. BKN 4/17/23	9, Trae Young at ATL 4/7/23	22, vs. MIN 11/19/22	23, at DET 1/8/23
PTS	59, Joel Embiid vs. UTA 11/13/22	46, Cam Thomas at BKN 4/9/23	147, vs. DET 1/10/23	133, at DAL 3/2/23 133, vs. BKN 1/25/23


2022-23 QUARTER-BY-QUARTER HIGHS (INCLUDING PLAYOFFS)

76ERS		OPPONENT
	FIRST QUARTER	
20, Joel Embiid vs. LAL 12/9/22	POINTS	20, Jalen Brunson vs. NY 2/10/23
9, Joel Embiid vs. BKN 4/17/23	REBOUNDS	7, Nikola Jokic at DEN 3/27/23 7, Nikola Vucevic vs. CHI 1/6/23
8, James Harden vs. CLE 2/15/23	ASSISTS	7, Tyrese Haliburton at IND 3/6/23
	SECOND QUARTER	
20, Tyrese Maxey at DEN 3/27/23 20, Joel Embiid vs. CHA 12/11/22	POINTS	17, Devin Vassell vs. SAS 10/22/22
8, Montrezl Harrell at ATL 4/7/23	REBOUNDS	7, Walker Kessler vs. UTA 11/13/22
7, James Harden at IND 3/6/23	ASSISTS	7, Markelle Fultz vs. ORL 1/30/23
	FIRST HALF	
28, Joel Embiid at LAC 1/17/23 28, Joel Embiid vs. CHA 12/11/22	POINTS	27, Jayson Tatum at BOS 5/1/23
15, Joel Embiid vs. BKN 4/17/23	REBOUNDS	11, Nikola Jokic at DEN 3/27/23 11, Nikola Vucevic at CHI 10/29/22
10, James Harden at IND 3/6/23 10, James Harden at DAL 3/2/23 10, James Harden at NYK 2/5/23 10, James Harden vs. LAC 12/23/22 10, James Harden vs. SAC 12/13/22	ASSISTS	11, Trae Young at ATL 4/7/23
	THIRD QUARTER	
22, Joel Embiid at MIN 3/7/23	POINTS	20, Grayson Allen at MIL 3/4/23
7, Paul Reed at BKN 4/22/23 7, Paul Reed at BKN 4/22/23 7, Joel Embiid at CHA 3/17/23 7, Joel Embiid at CLE 3/15/23	REBOUNDS	12, Nikola Vucevic vs. CHI 1/6/23
9, James Harden vs. CHA 12/11/22	ASSISTS	7, Trae Young vs. ATL 11/12/22
	FOURTH QUARTER	
26, Joel Embiid vs. UTAH 11/13/22	POINTS	21, Anthony Davis vs. LAL 12/9/22 (OT)
7, Paul Reed at MIL 4/2/23 7, Joel Embiid vs. MIA 2/28/23	REBOUNDS	8, Clint Capela vs. ATL 11/12/22
5, James Harden at BKN 4/22/23 5, James Harden vs. BOS 4/4/23 5, James Harden vs. DAL 3/29/23 5, Tyrese Maxey at IND 3/18/23 5, James Harden at CLE 3/15/23 5, James Harden vs. MEM 2/23/23 5, James Harden vs. NYK 2/10/23 5, James Harden at LAL 1/15/23 5, James Harden vs. OKC 1/12/23 5, James Harden at NYK 12/25/22 5, James Harden vs. LAC 12/23/22 5, James Harden vs. GSW 12/16/22 5, Tyrese Maxey at ATL 11/10/22	ASSISTS	4, Kyle Lowry vs. MIA 4/6/23 4, Jalen Brunson at NYK 2/5/23 4, De'Aaron Fox at SAC 1/21/23
	SECOND HALF	
35, Joel Embiid vs. UTA 11/13/22	POINTS	28, Zach LaVine vs. CHI 1/6/23
10, Paul Reed at BKN 4/22/23	REBOUNDS	13, Clint Capela at ATL 11/10/22
13, James Harden vs. CHA 12/11/22	ASSISTS	10, Trae Young vs. ATL 11/12/22
	OVERTIME	
9, James Harden vs. LAL 12/9/22 (OT)	POINTS	5, Kevin Porter Jr. at HOU 12/5/22
3, Tobias Harris vs. CHI 3/20/23 3, Joel Embiid vs. CHI 3/20/23 3, Joel Embiid at HOU 12/5/22	REBOUNDS	3, Buddy Hield vs. IND 3/4/23 3, Alperen Sengun at HOU 12/5/22
5, Shake Milton at ATL 4/7/23	ASSISTS	2, Trae Young at ATL 4/7/23 2, Jalen Green at HOU 12/5/22

76 GAME NOTES

2022-23 QUARTER-BY-QUARTER TEAM HIGHS (INCLUDING PLAYOFFS)		
76ERS		OPPONENT
	FIRST QUARTER	
41, vs. BKN 1/25/23 41, at UTA 1/14/23	POINTS	41, vs. MIA 4/6/23 41, at MIL 4/2/23 41, vs. BKN 1/25/23
18, at OKC 12/31/22	REBOUNDS	18, vs. MIA 2/27/23
12, at ATL 4/7/23 12, vs. SAC 12/13/22	ASSISTS	13, vs. GSW 12/13/22
	SECOND QUARTER	
47, at SAS 2/3/23	POINTS	40, at IND 3/6/23
17, vs. DET 1/10/23	REBOUNDS	18, at MEM 12/2/22
12, vs. TOR 3/31/23	ASSISTS	11, at BKN 4/9/23 11, at MIL 4/2/23
	FIRST HALF	
80, vs. SAC 12/13/22	POINTS	76, vs. OKC 1/12/23 76, at NOP 12/30/22
32 vs. DET 1/10/23	REBOUNDS	27, vs. HOU 2/13/23 27, at NYK 2/5/23 27, vs. TOR 12/19/22 27, vs. UTA 11/13/22 27, vs. NYK 11/4/22
23, at CHI 3/22/23	ASSISTS	21, vs. MIA 4/6/23
	THIRD QUARTER	
42, vs. DET 1/10/23	POINTS	42, vs. ORL 1/30/23
16, at CHA 3/17/23	REBOUNDS	23, at OKC 12/31/22
11, vs. LAC 12/23/22 11, vs. CHA 12/11/22	ASSISTS	12, at MIL 3/4/23
	FOURTH QUARTER	
48, at MIL 3/4/23	POINTS	42, vs. CLE 2/15/23
19, vs. DET 12/21/22	REBOUNDS	16, vs. BOS 5/11/23 16, at NYK 2/5/23
10, at IND 3/6/23 10, at WAS 10/31/22	ASSISTS	12, at PHO 3/25/23
	SECOND HALF	
82, vs. DET 1/10/23	POINTS	73, vs. DET 1/10/23
33, at CHA 3/17/23	REBOUNDS	33, at OKC 12/31/22
20, vs. CHA 12/11/22	ASSISTS	20, vs. CHI 1/6/23
	OVERTIME	
17, at ATL 4/7/23	POINTS	15, at HOU 12/5/22
6, vs. CHI 3/20/23 6, vs. TOR 12/19/22 6, vs. LAL 12/9/22 (OT)	REBOUNDS	6, vs. CHI 3/20/23
3, vs. CHI 3/20/23	ASSISTS	4, at HOU 12/5/22
2022-23 DELAWARE BLUE COATS (NBA G LEAGUE)		
REGULAR SEASON RECORD: 20-12		
DEFEATED RIO GRANDE VALLEY 2-0 TO WIN G LEAGUE CHAMPIONSHIP		
TEAM LEADERS (min. 3 Games Played): PTS/G: Mac McClung - 19.8 REB/G: Braxton Key - 7.7 AST/G: Louis King - 5.1		




LAST TIME A 76ER OR AN OPPONENT INDIVIDUAL HAD (REG. SEASON)...

	76ERS	OPPONENTS
40-49 points	Joel Embiid (3/24/23 at GSW) - 46	Cam Thomas (4/9/23 at BKN) - 46
50+ points	Joel Embiid (4/4/23 vs. BOS) - 52	Bradley Beal (1/6/21 vs. WAS) - 60
15-19 rebounds	Joel Embiid (3/20/23 vs. CHI) - 16	Nikola Jokic (3/27/23 at DEN) - 17
20+ rebounds	Joel Embiid (4/9/22 vs. IND) - 20	Clint Capela (11/10/22 at ATL) - 20
25+ rebounds	Andre Drummond (11/8/21 vs. NYK) - 25	Dwight Howard (4/15/06 vs. ORL) - 26
10+ offensive rebounds	Andre Drummond (1/31/22 vs. MEM) - 10 (OT)	Steven Adams (12/2/22 at MEM) - 10
15+ defensive rebounds	Joel Embiid (3/15/23 at CLE) - 15	Nikola Vucevic (10/29/22 at CHI) - 16
5+ blocks	Paul Reed (4/9/23 at BKN) - 5	Mo Bamba (11/29/21 vs. ORL) - 6
10+ blocks	Dikembe Mutombo (12/1/01 at CHI) - 10	Joakim Noah (2/28/13 vs. CHI) - 11
5+ steals	De'Anthony Melton (3/18/23 at IND) - 6	Seth Curry (3/10/22 vs. BKN) - 5
10+ steals	N/A	Michael Finley (1/23/01 vs. DAL) - 10
15+ assists	Shake Milton (4/7/23 at ATL) - 16	Tyrese Haliburton (3/6/23 at IND) - 16
20+ assists	James Harden (3/6/23 at IND) - 20	Trae Young (4/7/23 at ATL) - 20
15+ field goals made	Joel Embiid (3/17/23 at CHA) - 16	Cam Thomas (4/9/23 at BKN) - 16
20+ field goals made	Joel Embiid (4/4/23 vs. BOS) - 20	Bradley Beal (1/6/21 vs. WAS) - 20
30+ field goals made	Wilt Chamberlain (12/16/67 at CHI) - 30	N/A
6+ 3-pointers made	Tyrese Maxey (4/2/23 at MIL) - 6	Cam Thomas (4/9/23 at BKN) - 6
8+ 3-pointers made	De'Anthony Melton (12/9/22 vs. LAL OT) - 8	Zach LaVine (1/6/23 vs. CHI) - 11
15+ free throws made	Joel Embiid (3/6/23 at IND) - 19	G. Antetokounmpo (3/4/23 at MIL) - 16
20+ free throws attempted	Joel Embiid (11/19/22 vs. MIN) - 20	Trae Young (1/30/20 at ATL) - 18
10+ turnovers	Ben Simmons (10/30/18 at TOR) - 11	Derrick Rose (3/28/11 vs. CHI) - 10
Triple-Double	James Harden (1/19/23 at POR) - 16 PTS, 10 REB, 14 AST	Nikola Jokic (3/27/23 at DEN) - 25 PTS, 17 REB, 12 AST
20/20 Game (PTS/REBS)	Joel Embiid (4/9/22 vs. IND) - 41 PTS, 20 REBS	Giannis Antetokounmpo (2/6/20 at MIL) - 36 PTS, 20 REBS
30/20 Game (PTS/REBS)	Joel Embiid (4/9/22 vs. IND) - 41 PTS, 20 REBS	Giannis Antetokounmpo (2/6/20 at MIL) - 36 PTS, 20 REBS
20/15 Game (PTS/ASTS)	James Harden (1/12/23 vs. OKC) - 24 PTS, 15 ASTS	Trae Young (4/7/23 at ATL) - 27 PTS, 20 ASTS
Win/Loss at Buzzer	Joel Embiid (3/10/23 vs. POR) - FINAL: 120-119	Eric Gordon (10/25/17 vs. HOU) - FINAL: 105-104

LAST TIME THE 76ERS (REG. SEASON)...

Won by 20-29 pts	4/9/23 at BKN - 134-105
Won by 30+	3/17/23 at CHA - 121-82
Lost by 20-29 pts	4/6/23 vs. MIA - 129-101
Lost by 30+	2/15/22 vs. BOS - 135-87
Won 5+ straight	3/4/23 - 3/18/23 - W8
Won 10+ straight	3/15/18 - 4/11/18 - W16
Lost 5+ straight	11/8/21 - 11/16/21 - L5
Lost 10+ straight	3/29/17 - 10/21/17 - L11
Scored 40+ in a quarter	3/23/23 at CHI - 40 in 2Q
Came back from 20+ pts to win	3/10/23 vs. POR - Down 21 FINAL: 120-119


76 GAME NOTES

HEAD COACH DOC RIVERS



Glenn "Doc" Rivers was named the 25th head coach in 76ers franchise history on Oct. 2, 2020 and joined the club following seven seasons at the helm with the L.A. Clippers. His 1,097 wins are the second-most among active NBA coaches, while ranking ninth all-time in league history as he is one of 10 coaches in NBA history with at least 1,000 wins. Rivers' 110 career playoff victories rank fourth all-time in NBA history and second among active coaches. He's one of five coaches in NBA history with at least 100 career postseason wins.

#14 DEWAYNE DEDMON - 6-10 / 245 - USC / USA - 8/12/89 - 9 Years Pro



LAST FIVE GAMES																		
Opponent	Date	W/L	MP	FG	FGA	3FG	3FGA	FT	FTA	OR	DR	TOT	AST	PF	STL	TO	BLK	PTS
vs. BOS	5/11	L	DNP - COACH'S DECISION															
at BOS	5/9	W	DNP - COACH'S DECISION															
vs. BOS	5/7	W	DNP - COACH'S DECISION															
vs. BOS	5/5	L	DNP - COACH'S DECISION															
at BOS	5/3	L	5	0	1	0	1	0	0	0	1	1	0	1	0	1	0	0

22-23 Highs	Career Highs
PTS 14, at BKN 4/9/23	24 (2), vs. ORL 1/21/19
FGM 6 (2), at BKN 4/9/23	9 (2), vs. SAC 11/15/17
FGA 8 (4), at BKN 4/9/23	16, vs. ORL 4/1/18
3FG 2 (3), at OKC 12/14/22	5 (2), at BKN 12/16/18
3FGA 4, at OKC 12/14/22	9, at MIL 3/4/19
FTM 4 (4), at CLE 11/20/22	8 (2), vs. BKN 4/18/21
FTA 6 (6), at MIN 11/21/22	8 (2), vs. BKN 4/18/21

Playoff highs

19, at MIL 5/24/21
8, at MIL 5/24/21
11, at MIL 5/24/21
1 (2), at BPS 5/23/22
2 (2), vs. PHI 5/4/22
3 (5), vs. PHI 5/4/22
6, vs. GSW 5/20/17

22-23 Highs

OR 3 (4), at CHI 3/22/23
DR 6 (3), at OKC 12/14/22
TR 8, vs. SAC 11/2/22
AST 3 (2), at MIN 11/21/22
STL 1 (7), at MIL 2/4/23
BLK 3, vs. CHA 11/12/22
MIN 15:55, at TOR 11/16/22

Career Highs

8, vs. BOS 3/8/15
13, vs. IND 12/26/18
17, at DET 2/10/17
7, at PHI 1/11/19
4 (6), at WAS 3/6/20
6 (2), vs. PHX 2/23/19
37:03, vs. IND 12/26/18

Playoff highs

5, at GSW 5/20/17
6 (2), vs. ATL 4/19/22
9 (3), vs. ATL 4/19/22
3, vs. ATL 4/17/22
1 (3), vs. ATL 4/17/22
2, vs. MEM 4/15/17
20:50, at MIL 5/24/21

2022-23 TRENDS: In 31 career playoff games, Dedmon is averaging 4.0 points on 51.7% from the floor.

PRO CAREER FOLLOWING 2022-23 REG. SEASON: Has appeared in 515 NBA regular season games (210 starts) during his nine-year career and has averaged 6.3 points, 5.8 rebounds, 0.8 blocks and 17.3 minutes while shooting 52.6% from the floor, 33.6% from three-point range and 73.1% from the foul line.

PERSONAL: Full name is Dewayne Jamal Dedmon...nickname is "Dmac"...is the son of Thomas Dedmon and Wendy Lewis...has two brothers (Tom Tom and Vance) and three sisters (Sabrina, Marina, Toya)...he and his wife Kayla have two sons (Dewayne II and Roman)...his nephew Tyrese Dedmon played college football at the University of Idaho (2017-21)...graduated from USC with major in sociology...choose USC to stay close to his mother and sisters...tried out for his high school basketball team his first three years, but could not join the team due to religious reasons...did not begin playing organized basketball until his senior year of high school and only played a handful of games...enrolled at Antelope Valley College as a part-time student to get into the water treatment business and went through a workout that landed him on the basketball team...during the 2008-09 season he worked out and learned basketball by videotaping the games when the team played and memorizing every play at all five positions...when he's not playing basketball he enjoys bowling and sleeping...his favorite sport other than basketball is football and he's a fan of the Philadelphia Eagles...says something most people don't know about him is that he can juggle...wears size 18 sneakers.

76 GAME NOTES

#21 JOEL EMBIID • 7-0 / 280 • Kansas / Cameroon • 3/16/94 • 6 Years Pro



LAST FIVE GAMES																		
Opponent	Date	W/L	MP	FG	FGA	3FG	3FGA	FT	FTA	OR	DR	TOT	AST	PF	STL	TO	BLK	PTS
vs. BOS	5/11	L	41	9	19	0	2	8	8	0	10	10	1	3	1	4	3	26
at BOS	5/9	W	37	10	23	3	7	10	11	3	4	7	3	3	0	4	4	33
vs. BOS	5/7	W	46	11	26	0	3	12	15	3	10	13	4	3	1	2	0	34
vs. BOS	5/5	L	39	9	19	1	2	11	12	5	8	13	3	3	1	3	4	30
at BOS	5/3	L	27	4	9	0	2	7	8	0	3	3	0	2	0	3	5	15

PTS	22-23 Highs 59, vs. UTA 11/13/22	Career Highs 59, vs. UTA 11/13/22	Playoff Highs 40 vs. ATL 6/8/21	OR	22-23 Highs 7, vs. PHX 11/7/22	Career Highs 9 (2), vs. PHO 4/21/21	Playoff Highs 7 at ATL 6/18/21
FGM	20 (2), vs. BOS 4/4/23	20 (2), vs. BOS 4/4/23	14, at WAS 5/29/21	DR	17 (2), vs. BKN 4/17/23	19, at ATL 6/14/21	19, at ATL 6/14/21
FGA	32 (2), at WAS 12/27/22	32 (3), vs. CHA 12/11/22	26 (2), vs. BOS 5/7/23	TR	19 (2), vs. BKN 4/17/23	22, vs. BOS 3/20/19	21, at ATL 6/14/21
3FG	4 (2), at MIN 3/7/23	6, at POR 12/28/17	3 (5), at TOR 4/20/22 OT	AST	10 (2), at MIL 3/4/23	13, vs. MIL 4/4/19	8, at ATL 6/11/21
3FGA	7, vs. LAL 12/9/22 (OT)	13, at MIL 3/17/19	8, at TOR 4/20/22 OT	STL	4, vs. GSW 12/16/22	5 (2), vs. DAL 3/18/22	3 (2), at WAS 5/29/21
FTM	20, vs. UTA 11/13/22	23, at NYK 2/27/22	14 (2), vs. ATL 6/6/21	BLK	7, vs. UTA 11/13/22	7 (2), vs. UTA 11/13/22	6 at BKN 4/20/19
FTA	24, vs. UTA 11/13/22	27, at NYK 2/27/22	18 (2), vs. BOS 8/23/20	MIN	46:03, vs. LAL 12/9/22 (OT)	48:39, vs. OKC 12/15/17	45:12, at TOR 5/12/19

2022-23 TRENDS: Embiid is tied for the second-longest streak this postseason of 25-point outings with four straight.

PRO CAREER FOLLOWING 2022-23 REG. SEASON: Holds career averages of 27.2 points (50.1 FG%, 33.7 3P%, 81.9 FT%), 11.2 rebounds, 3.4 assists and 31.8 minutes in 394 games (all starts) over six NBA seasons with Philadelphia... A six-time NBA All-Star (2017-23), four-time All-NBA selection (2017-18, 2018-19, 2020-21, 2021-22), three-time All-Defensive Team selection (2017-18, 2018-19, 2020-21), two-time scoring champion (2021-23) and 2016-17 All-Rookie team member.

PERSONAL: Native of Cameroon...Son of Thomas and Christine Embiid...Has a younger sister, Muriel...Grew up playing mostly volleyball and soccer...According to reports, Luc Richard Mbah a Moute spotted him at a camp in Cameroon in 2011 and influenced his decision to come play high school basketball in the United States... Played his senior year at The Rock School in Gainesville, Florida., averaging 13.0 points, 9.7 rebounds and 1.9 blocks...Played in both the Jordan Brand Classic and Nike Hoops Summit.

#1 JAMES HARDEN • 6-5 / 220 • Arizona State University / USA • 8/26/89 • 13 Years Pro



LAST FIVE GAMES																		
Opponent	Date	W/L	MP	FG	FGA	3FG	3FGA	FT	FTA	OR	DR	TOT	AST	PF	STL	TO	BLK	PTS
vs. BOS	5/11	L	43	4	16	0	6	5	5	2	5	7	9	3	3	5	1	13
at BOS	5/9	W	39	4	8	1	2	8	10	0	8	8	10	2	2	2	0	17
vs. BOS	5/7	W	47	16	23	6	9	4	4	0	8	8	0	2	4	1	1	42
vs. BOS	5/5	L	41	3	14	2	7	8	9	0	6	6	11	4	1	5	0	16
at BOS	5/3	L	32	2	14	0	6	8	10	1	9	10	4	2	0	0	0	12

PTS	22-23 Highs 45, at BOS 5/1/23	Career Highs 61 (2), vs. SAS 3/22/19	Playoff Highs 45 (2), at BOS 5/1/23	OR	22-23 Highs 5, vs. CHI 1/6/23	Career Highs 6, at NYK 1/23/19	Playoff Highs 4, at LAL 9/12/20
FGM	17, at BOS 5/1/23	20, vs. CLE 12/11/19	17, at BOS 5/1/23	DR	11, vs. LAC 12/23/22	16, vs. IND 8/12/20	11, vs. UTA 4/17/19
FGA	30, at BOS 5/1/23	41, at MIN 11/16/19	35, at POR 4/25/14	TR	12, vs. DET 1/10/23	17 (2), vs. IND 8/12/20	13, vs. UTA 4/17/19
3FG	7, at BOS 5/1/23	10 (3), vs. ORL 12/13/19	7 (7), at BOS 5/1/23	AST	21, vs. LAC 12/23/22	21, vs. LAC 12/23/22	18, at BOS 5/30/18
3FGA	14, at BOS 5/1/23	23, at GSW 1/3/19	17, vs. GS 5/6/19	STL	5, vs. SAC 12/13/22	5 (3), vs. SAC 12/13/22	7, vs. GS 4/24/16
FTM	12, at BOS 10/18/22	24, vs. SAS 12/3/19	18 (2), at OKC 4/21/17	BLK	2 (2), vs. IND 1/4/23	5, vs. DET 2/9/21	4, vs. UTA 4/24/19
FTA	12, at BOS 10/18/22	27, vs. MEM 12/31/18	20 (3), vs. LAL 9/10/20	MIN	47:21, vs. LAL 12/9/22 (OT)	50:30, at CLE 1/20/21	53, vs. MIL 6/19/21

2022-23 TRENDS: Harden is two of three players this postseason with at least 30 made threes and 18 steals

PRO CAREER ENTERING 2022-23: Has appeared in 1,000 career games (786 starts) across 13 NBA seasons with Philadelphia (2021-23) Brooklyn (2021-22), Houston (2012-21) and Oklahoma City (2009-12), registering averages of 24.7 points on 44.2% shooting from the field, 36.3% from three-point range and 86.0% from the free-throw line, 5.6 rebounds, 7.0 assists and 1.5 steals in 34.8 minutes per game.

PERSONAL: Lists his mother, Monja Willis, as the biggest influence in his life...He and his mother host annual Thanksgiving and Holiday shopping events for families in need from the Houston area...Led Artesia High School (California) to a 33-2 record in his senior year and second straight state title, as well as earning Trophy-Case Player of the year honors...Went to the same high school that produced Ed and Charles O'Bannon and Jason Kapono...Enjoys playing video games...Favorite food is chicken pasta...Won a

76 GAME NOTES

gold medal as a member of Team USA during the 2012 Olympics in London and FIBA World Championship as a captain for Team USA during the 2014 FIBA World Cup in Spain...In August of 2019, hosted the third annual JH-Town Weekend, featuring a concert, comedy show, and celebrity softball game in addition to a community event with proceeds going to funding scholarships for his 3 The Harden Way foundation...Donated \$1 million to aid Hurricane Harvey relief efforts after areas of Houston were devastated by flooding...In 2019, Houston Mayor Sylvester Turner announced Harden's plan to help refurbish basketball courts and parks in the city...In response to the COVID-19 pandemic, partnered with Kroger to provide groceries to local Houston families in need over an eight-week span...Owns a stake in the Houston Dynamo of Major League Soccer...Opened a fine dining restaurant in Houston named "Thirteen."

#5 MONTREZL HARRELL • 6-7 / 240 • Univ. of Louisville / USA • 1/26/94 • 7 Years Pro



LAST FIVE GAMES																		
Opponent	Date	W/L	MP	FG	FGA	3FG	3FGA	FT	FTA	OR	DR	TOT	AST	PF	STL	TO	BLK	PTS
vs. BOS	5/11	L																DNP - COACH'S DECISION
at BOS	5/9	W																DNP - COACH'S DECISION
vs. BOS	5/7	W																DNP - COACH'S DECISION
vs. BOS	5/5	L																DNP - COACH'S DECISION
at BOS	5/3	L																DNP - COACH'S DECISION

PTS	22-23 Highs 20, at DET 1/8/23	Career Highs 34, vs. MIL 11/6/19	PLAYOFF HIGHS 26, at GSW 4/13/19	OR	22-23 Highs 6, vs. BKN 11/22/22	Career Highs 8 (2), vs. OKC 11/18/19	PLAYOFF HIGHS 5, vs. GSW 4/26/19
FGM	8 (3), at DET 1/8/23	14, vs. DAL 2/25/19	11 (2) at GSW 4/24/29	DR	7, vs. NYK 11/4/22	12, vs. WAS 12/1/19	9 (2), vs. DAL 8/25/20
FGA	12, vs. CHI 1/6/23	25, vs. MIL 11/6/19	15, at GSW 4/13/19	TR	7 (3), at SAC 1/21/23	18, vs. CHA 11/22/21	11, vs. DAL 8/25/20
3FG	--	1 (9), vs. TOR 1/21/22	1, vs. DAL 8/25/20	AST	4, vs. CHA 12/11/22	7, at ORL 11/13/21	4, vs. GSW 4/21/19
3FGA	1, at NYK 12/25/22	3 (2), vs. BOS 10/30/21	2 (2), at DEN 9/9/20	STL	2 (2), vs. NOP 1/2/23	5, at ATL 11/19/18	2 (4), at PHX 5/23/21
FTM	8, at CHA 11/23/22	15, at ATL 11/19/18	7 (2), at DEN 9/7/20	BLK	4, vs. IND 1/4/23	5 (2), vs. SAC 12/26/19	3, at DAL 8/23/20
FTA	8 (2), at CHA 11/23/22	18, at ATL 11/19/18	10 (2) at DEN 9/7/20	MIN	33:07, at SAC 1/21/23	44:17, at BOS 2/13/20	33:11, at GSW 4/15/19

2022-23 TRENDS: Harrell has appeared in 32 career playoff games and holds averages of 8.7 points and 2.8 rebounds in 15.0 minutes per game.

PRO CAREER FOLLOWING 2022-23 REG. SEASON: Former NBA Sixth Man Award winner (2020) ... Has appeared in 415 NBA games (36 starts) for the 76ers, Rockets, Clippers, Lakers, Wizards and Hornets ... Holds career averages of 12.1 points, 5.0 rebounds and 1.3 assists on the fourth-highest field percentage in league history at 61.9% in 20.5. minutes per game.

PERSONAL: Name is pronounced Mon-TREZ HAIR-uhl ... Son of Samuel and Selena Harrell ... Has two younger brothers, Cadarius and Quatauis ... Lists his late grandmother as his biggest influence growing up, having introduced him to basketball ... Majored in sports medicine at Louisville ... Enjoys fishing and spending time with friends and family ... Played baseball, football and participated in track and field when he was growing up ... Helped lead Hargrave Military Academy to a 38-1 record and a spot in the national prep championship game as a senior ... Named MVP of the 2012 Jordan Brand Classic ... Helped lead Team USA to a gold medal in the FIBA U18 World Championship in 2012

#12 TOBIAS HARRIS • 6-7 / 230 • Tennessee / USA • 7/15/92 • 11 Years Pro



LAST FIVE GAMES																		
Opponent	Date	W/L	MP	FG	FGA	3FG	3FGA	FT	FTA	OR	DR	TOT	AST	PF	STL	TO	BLK	PTS
vs. BOS	5/11	L	42	1	7	0	1	0	0	1	5	6	3	2	2	0	2	2
at BOS	5/9	W	31	7	10	1	3	1	2	2	9	11	1	5	0	1	0	16
vs. BOS	5/7	W	45	3	10	1	5	2	2	2	5	7	2	4	1	2	0	9
vs. BOS	5/5	L	25	3	6	0	1	1	2	1	3	4	1	5	0	2	1	7
at BOS	5/3	L	33	7	12	2	5	0	0	2	5	7	0	0	0	0	0	16

PTS	22-23 Highs 27, at HOU 12/5/22	Career Highs 39, vs. POR 12/17/18	Playoff Highs 37, vs. WAS 5/23/21	OR	22-23 Highs 5, at OKC 12/31/22	Career Highs 7, vs. MIL 4/10/13	Playoff Highs 8, vs. BOS 8/21/21
FGM	10 (6), at GSW 3/24/23	15, vs. POR 12/17/18	15, vs. WAS 5/23/21	DR	11, at MIN 3/7/23	19, vs. LAL 1/24/14	15, at BKN 4/18/19
FGA	21 (2), at ORL 11/25/22	29, at IND 8/1/20	29, vs. WAS 5/23/21	TR	14, at MIN 3/7/23	20, vs. LAL 1/24/14	16, at BKN 4/18/19
3FG	7, at HOU 12/5/22	7 (2), at HOU 12/5/22	6, at BKN 4/18/21	AST	9, vs. SAC 12/13/22	10, at TOR 12/28/21	8, at BOS 8/17/20
3FGA	10, vs. IND 10/24/22	11 (2), vs. CLE 11/12/19	13, vs. TOR 5/5/19	STL	5 (2), at LAC 1/17/23	5 (3), at LAC 1/17/22	4 (5), at MIA 5/4/22
FTM	6, vs. ATL 11/12/22	13, at TOR 12/28/21	8, vs. WAS 6/2/21	BLK	3, at LAL 1/15/23	3 (17), at LAL 1/15/23	3, vs. TOR 4/18/22
FTA	7, at WAS 10/31/22	14, at TOR 12/28/21		MIN	46:38, vs. CHI 2OT, 3/20/23	46:38, vs. CHI 2OT, 3/20/23	46:44, at TOR 4/20/22 OT

2022-23 TRENDS: Harris recorded his first playoff game of multiple blocks and steals.

76 GAME NOTES

PRO CAREER FOLLOWING 2022-23 REG. SEASON: Holds career averages of 16.2 points (47.8 FG%, 36.9 3P%, 83.1 FT%), 6.1 rebounds, 2.3 assists and 31.5 minutes in 827 games (707 starts) over 11 NBA seasons with Philadelphia, the L.A. Clippers, Detroit, Orlando and Milwaukee.

PERSONAL: Full name is Tobias John Harris... Born on July 15, 1992 in Islip, NY... Parents are Torrel and Lisa Harris... Torrel, played college basketball at Duquesne and Murray State... Has three brothers, Tyler, T.J. and Terry, and two sisters, Tori and Tesia...Sister, Tesia, earned Third Team All-Colonial Athletic Association honors in 2009-10 playing basketball at the University of Delaware before transferring to St. John's... Sister, Tori, plays basketball at St. Bonaventure after beginning her collegiate career at James Madison... Brother, Tyler, played his freshman season at North Carolina State in 2011-12 before transferring to Providence and finishing his collegiate career at Auburn.

#25 DANUEL HOUSE JR. • 6-6 / 220 • Texas A&M / USA • 6/7/93 • 6 Years Pro



LAST FIVE GAMES																		
Opponent	Date	W/L	MP	FG	FGA	3FG	3FGA	FT	FTA	OR	DR	TOT	AST	PF	STL	TO	BLK	PTS
vs. BOS	5/11	L	8	1	3	1	2	0	0	0	2	2	0	0	0	1	0	3
at BOS	5/9	W	15	5	7	0	2	0	0	0	5	5	1	3	0	0	0	10
vs. BOS	5/7	W	DNP - COACH'S DECISION															
vs. BOS	5/5	L	:19	0	0	0	0	0	0	0	0	0	0	0	0	0	0	0
at BOS	5/3	L	8	1	5	0	3	1	1	0	1	1	0	0	0	0	0	3

PTS	22-23 Highs	Career Highs	PLAYOFF HIGHS	OR	22-23 Highs	Career Highs	PLAYOFF HIGHS
22, at ATL 4/7/23	23, vs. MIA 11/27/19	21, at OKC 8/24/20	2 (2), vs. MIL 11/18/22	4 (2), vs. MIA 11/27/19	3 (2), vs. OKC 8/20/20	10, vs. MIA 11/27/19	7 (2), at OKC 8/29/20
6, at ATL 4/7/23	10, vs. MIA 11/27/19	8, at OKC 8/24/20	5 (3), at BOS 5/9/23	10, vs. MIA 11/27/19	7 (2), at OKC 8/29/20	12, vs. MIA 11/27/19	10, at OKC 8/22/20
11, at ATL 4/7/23	18 (2), vs. MIA 11/27/19	15, at OKC 8/24/20	6, vs. WAS 11/2/22	7, at MIL 5/7/21	5, vs. OKC 8/18/20	7, at MIL 5/7/21	5, vs. OKC 8/18/20
2 (2), vs. TOR 12/19/22 (OT)	6, vs. MIA 11/27/19	4, at OKC 8/24/20	4, at IND 3/6/23	6, vs. MIA 11/27/19	3, at OKC 8/31/20	6, vs. MIA 11/27/19	3, at OKC 8/31/20
5, vs. WAS 11/2/22	12, vs. MIA 11/27/19	10 (2), at OKC 8/24/20	2 (3), at SAS 2/3/23	3 (2), at NYK 2/13/21	1 (3), at DAL 4/25/22	3 (2), at NYK 2/13/21	1 (3), at DAL 4/25/22
9, at ATL 4/7/23	9 (2), at ATL 4/7/23	4, vs. OKC 9/20/20	1 (4), vs. MIL 11/18/22	45:35, vs. MIA 11/27/19	41:42, at OKC 8/22/20	45:35, vs. MIA 11/27/19	41:42, at OKC 8/22/20
FTA	10 (2), at ATL 4/7/23	10 (2), at ATL 4/7/23	4 (4), at DAL 4/25/22	36:19, at ATL 4/7/23			

2022-23 TRENDS: House holds career playoff averages of 6.4 points in 20.3 minutes per outing.

PRO CAREER FOLLOWING 2022-23 REG. SEASON: Has appeared in 250 total NBA games (103 starts) with Philadelphia, Washington, Phoenix, Houston, New York and Utah...Holds career averages of 7.7 points (43.3% FG, 36.2% 3FG, 76.1% FT), 3.2 rebounds, 1.2 assists, 0.6 steals, and 24.2 minutes.

PERSONAL: Son of Lisa and Danuel House Sr. ... Has three brothers (Jerrel, Terrel, Danuel III) and a sister (Dannisha)...Enjoys swimming and watching movies...His first job was working in a retail store.

#23 LOUIS KING - 6-7 / 205 - Oregon / USA - 4/6/99 - 3 Years Pro



LAST FIVE GAMES																		
Opponent	Date	W/L	MP	FG	FGA	3FG	3FGA	FT	FTA	OR	DR	TOT	AST	PF	STL	TO	BLK	PTS
vs. BOS	5/11	L	DNP - INELIGIBLE FOR POSTSEASON															
vs. BOS	5/9	W	DNP - INELIGIBLE FOR POSTSEASON															
vs. BOS	5/7	W	DNP - INELIGIBLE FOR POSTSEASON															
vs. BOS	5/5	L	DNP - INELIGIBLE FOR POSTSEASON															
at BOS	5/3	L	DNP - INELIGIBLE FOR POSTSEASON															

PTS	22-23 Highs	Career Highs	OR	22-23 Highs	Career Highs
20, at BKN 4/9/23	27, at MEM 5/14/21	4, at MEM 5/14/21	--	4, at MEM 5/14/21	5, at MEM 5/14/21
FGM	--	10, at MEM 5/14/21	DR	--	9, at MEM 5/14/21
FGA	--	16, at MEM 5/14/21	TR	--	13 (5), vs. MIN 2/8/22
3FG	4, at BKN 4/9/23	4, at BKN 4/9/23	AST	--	3 (2), vs. UTA 5/16/21
3FGA	8, at BKN 4/9/23	8, at BKN 4/9/23	STL	--	2, vs. MEM 5/14/21
FTM	--	5, at MEM 5/14/21	BLK	--	34:05, at MEM 5/14/21
FTA	--	5, at MEM 5/14/21	MIN	--	

76 GAME NOTES

2022-23 TRENDS: King Jr., a two-way signee is ineligible to play in the postseason.

PRO CAREER ENTERING 2022-23: Before joining Philadelphia, most recently appearing in 18 NBA G League games this season with the Rio Grande Valley Vipers, where he averaged 20.1 points, 4.4 rebounds and 1.4 steals, making him one of 15 G League players with such averages.

PERSONAL: Louis King (born April 6, 1999) is a Jersey City, New Jersey native played his high school career at Hudson Catholic where he was named a 2017-18 McDonald's All-American before attending the University of Oregon. During his time with the Ducks, was named to the All-Pac-12 Tournament Team as well as the All Freshman Team during his lone season.

#30 FURKAN KORKMAZ - 6-7 / 210 - Banvit B.K. / Turkey - 7/24/97 - 5 Years Pro



LAST FIVE GAMES																		
Opponent	Date	W/L	MP	FG	FGA	3FG	3FGA	FT	FTA	OR	DR	TOT	AST	PF	STL	TO	BLK	PTS
vs. BOS	5/11	L	DNP - COACH'S DECISION															
at BOS	5/9	W	DNP - COACH'S DECISION															
vs. BOS	5/7	W	DNP - COACH'S DECISION															
vs. BOS	5/5	L	DNP - COACH'S DECISION															
at BOS	5/3	L	5	0	1	0	1	2	2	0	0	0	0	0	0	1	0	2

	22-23 Highs	Career Highs	Playoff Highs		22-23 Highs	Career Highs	Playoff Highs
PTS	17, at ORL 11/27/22	34, vs. MEM 2/7/20	14, at ATL 6/11/21	OR	1 (6), at LAC 1/17/23	3 (2), vs. MEM 2/7/20	2, at ATL 6/18/21
FGM	6, at ORL 11/27/22	13, vs. MEM 2/7/20	4 (4), at ATL 6/14/21	DR	4, at OKC 12/31/22	10, vs. HOU 1/3/22	5, at MIA 5/4/22
FGA	9, vs. BKN 11/22/22	18, vs. MIL 11/9/21	9 (3), at ATL 6/18/21	TR	5, at OKC 12/31/22	11, vs. HOU 1/3/22	6, at MIA 5/4/22
3FG	3 (2), at BKN 4/9/23	7 (2), at CHI 11/6/21	3, at ATL 6/11/21	AST	4, at ORL 11/27/22	6 (3), vs. HOU 1/3/22	3, at TOR 4/27/19
3FGA	4 (3), at BKN 4/9/23	13, vs. IND 3/1/21	6, at ATL 6/11/21	STL	3, vs. ATL 11/28/22	5, at OKC 4/10/21	2, at ATL 6/11/21
FTM	4, at ATL 11/10/22	6 (3), vs. TOR 8/12/20	4, vs. WAS 5/26/21	BLK	1, at ORL 11/27/22	2 (7), at ATL 6/14/21	2, at ATL 6/14/21
FTA	4, at ATL 11/10/22	7, vs. ATL 2/24/20	5 (3), vs. WAS 6/16/21	MIN	25:11, at OKC 12/31/22	44:58, vs. MIL 11/9/21	28:40, vs. ATL 6/16/21

2022-23 TRENDS: Korkmaz in 32 playoff games is averaging 4.3 points per game.

PRO CAREER FOLLOWING 2022-23 REG. SEASON: Holds career averages of 7.4 points (40.6 FG%, 35.6% 3P%, 76.4% FT%), 2.1 rebounds and 17.6 minutes in 256 games (49 starts) over five NBA seasons with Philadelphia.

PERSONAL: A native of Istanbul, Korkmaz has been named a Turkish Basketball Super League All-Star three times and is a two-time Turkish Cup champion... Has represented his home country of Turkey in international play on multiple occasions... Earned a gold medal at the 2014 FIBA Europe Under-18 Championship and a silver medal at the same event in 2015.

#0 TYRESE MAXEY • 6-2 / 195 • Kentucky / USA • 11/4/00 • 2 Year Pro



LAST FIVE GAMES																		
Opponent	Date	W/L	MP	FG	FGA	3FG	3FGA	FT	FTA	OR	DR	TOT	AST	PF	STL	TO	BLK	PTS
vs. BOS	5/11	L	40	9	20	3	9	5	6	0	5	5	3	0	3	0	0	26
at BOS	5/9	W	42	10	21	6	12	4	4	1	6	7	3	2	0	1	0	30
vs. BOS	5/7	W	41	6	17	2	6	0	0	5	3	8	1	1	2	1	1	14
vs. BOS	5/5	L	40	4	16	3	9	2	2	0	6	6	2	2	0	0	2	13
at BOS	5/3	L	30	6	14	1	4	0	0	0	3	3	3	3	0	1	1	13

	22-23 Highs	Career Highs	Playoff Highs		22-23 Highs	Career Highs	Playoff Highs
PTS	44, at TOR 10/28/22	44, at TOR 10/28/22	38, vs. TOR 4/16/22	OR	1 (6), at MIL 3/4/23	3, at OKC 10/24/21	5, vs. BOS 5/7/23
FGM	15, at TOR 10/28/22	18, vs. DEN 1/9/21	14, vs. TOR 4/16/22	DR	8, at TOR 10/28/22	8 (3), at TOR 10/28/22	8, vs. TOR 4/18/22
FGA	29, at SAC 1/21/23	33, vs. DEN 1/9/21	23, vs. BKN 4/17/23	TR	8, at TOR 10/28/22	9 (2), vs. TOR 4/18/22	9, vs. TOR 4/18/22
3FG	9, at TOR 10/28/22	9, at TOR 10/28/22	6 (2), at BOS 5/9/23	AST	9, vs. ATL 11/12/22	10, vs. LAL 1/27/22	8, vs. TOR 4/18/22
3FGA	12, at TOR 10/28/22	12 (2), at TOR 10/28/22	13, vs. BKN 4/17/23	STL	4 (2), at BOS 5/1/23	4 (2), at BOS 5/1/23	4, at BOS 5/1/23
FTM	8, at MIL 3/4/23	10, at MIL 2/17/22	6, vs. MIA 5/8/22	BLK	1 (4), at BOS 5/3/23	4, vs. MEM 1/31/22	3, vs. WAS 5/26/21
FTA	9, vs. SAS 10/22/22	10, at MIL 2/17/22	6, vs. MIA 5/8/22	MIN	46:10, vs. CHI 2/27/23	46:10, vs. CHI 2/27/23	47:20, at TOR 4/20/22 OT


76 GAME NOTES

22-23 TRENDS: Maxey's six games this postseason with at least three made threes are tied for the fourth-most by any player in a single playoff run.

PRO CAREER ENTERING 2022-23: Has appeared in 136 games (82 starts) with averages of 13.2 points (.478 FG%, .396 3P%, .867 FT%), 2.5 rebounds and 3.2 assists through his sophomore season with Philadelphia

PERSONAL: Born Nov. 4, 2000 in Dallas, TX... Hometown is Garland, TX... Parents are Denyse and Tyrone Maxey... Has three sisters, Denasia, Talia and Keiara... Father played basketball at Washington State... Has seen every Marvel movie since 2008... Played at South Garland High School... Tabbed Texas Mr. Basketball in 2019... Also named the Dallas-Fort Worth Area Player of the Year... Two-time All-State selection... Helped the United States earn a gold medal with the U-18 U.S. National Team in the 2018 U-18 FIBA Americas... McDonald's All-American selection and scored 13 points in that game.

#9 MAC MCCLUNG - 6-2 / 185 - Texas Tech / USA - 1/6/99 - 1 Year Pro



LAST FIVE GAMES																		
Opponent	Date	W/L	MP	FG	FGA	3FG	3FGA	FT	FTA	OR	DR	TOT	AST	PF	STL	TO	BLK	PTS
vs. BOS	5/11	L	DNP - INELIGIBLE FOR POSTSEASON															
at BOS	5/9	W	DNP - INELIGIBLE FOR POSTSEASON															
vs. BOS	5/7	W	DNP - INELIGIBLE FOR POSTSEASON															
vs. BOS	5/5	L	DNP - INELIGIBLE FOR POSTSEASON															
at BOS	5/3	L	DNP - INELIGIBLE FOR POSTSEASON															

	22-23	Career Highs		22-23 Highs	Career Highs
PTS	20, at BKN 4/9/23	20, at BKN 4/9/23	OR	3, at BKN 4/9/23	3, at BKN 4/9/23
FGM	8, at BKN 4/9/23	8, at BKN 4/9/23	DR	6, at BKN 4/9/23	6, at BKN 4/9/23
FGA	17, at BKN 4/9/23	17, at BKN 4/9/23	TR	9, at BKN 4/9/23	9, at BKN 4/9/23
3FG	3, at BKN 4/9/23	3, at BKN 4/9/23	AST	9, at BKN 4/9/23	9, at BKN 4/9/23
3FGA	9, at BKN 4/9/23	9, at BKN 4/9/23	STL	--	1, at DEN 4/10/22
FTM	3, at BKN 4/9/23	3, at BKN 4/9/23	BLK	--	1, at DEN 4/10/22
FTA	3, at BKN 4/9/23	3, at BKN 4/9/23	MIN	33:15, at BKN 4/9/23	33:15, at BKN 4/9/23

2022-23 TRENDS: As a two-way signee, is ineligible to play in the playoffs.

PRO CAREER ENTERING 2022-23: NBA G League Rookie of the Year (2022), NBA G League All-Rookie Team(2022), Big 12 Newcomer of the Year (2021), Big 12 All-Newcomer Team (2021), Big East All-Freshman Team (2019)...Previously with South Bay Lakers (2021), Chicago Bulls (2021-22), returned to South Bay/LA Lakers in 2022...Earned 2 GATORADE Call-ups last season (Bulls & Lakers)...Participated in the 2022 NBA Summer League with the Golden State Warriors.

MORE: The Gate City, Virginia native had a decorated high school career, becoming the all-time leading scorer in Virginia High School League history (now ranks second). He also surpassed former 76er and Hall of Famer Allen Iverson's single-season scoring record, accumulating 1,153 points as a senior.

76 GAME NOTES

#7 JALEN MCDANIELS • 6-9 / 205 • San Diego State / USA • 1/31/98 • 3 Years Pro



LAST FIVE GAMES																		
Opponent	Date	W/L	MP	FG	FGA	3FG	3FGA	FT	FTA	OR	DR	TOT	AST	PF	STL	TO	BLK	PTS
vs. BOS	5/11	L	:36	0	0	0	0	0	0	0	0	0	0	0	0	0	0	0
at BOS	5/9	W	DNP - COACH'S DECISION															
vs. BOS	5/7	W	DNP - COACH'S DECISION															
vs. BOS	5/5	L	11	1	2	1	2	0	0	1	2	3	1	1	0	0	0	3
at BOS	5/3	L	13	1	4	1	3	0	0	0	1	1	0	1	0	0	0	3

	22-23 Highs	Career Highs	Playoff Highs		22-23 Highs	Career Highs	Playoff Highs
PTS	26, vs. BOS 1/16/23	26, vs. BOS 1/16/23	5, vs. BKN 4/15/23	OR	3 (2), vs. MIA 2/27/23	5, vs. SAS 3/3/20	1 (2), at BOS 5/1/23
FGM	9 (2), vs. BOS 1/16/23	9 (2), vs. BOS 1/16/23	2 (2), at BKN 4/22/23	DR	9 (3), at ATL 4/7/23	9 (4), at ATL 4/7/23	4, vs. BKN 4/15/23
FGA	18, at CHI 11/2/22	18, at CHI 11/2/22	2 (2), at BKN 4/22/23	TR	11 (2), at ATL 4/7/23	12, at DET 5/4/21	4, vs. BKN 4/15/23
3FG	5, vs. BOS 1/16/23	5, vs. BOS 1/16/23	1, vs. BKN 4/15/23	AST	6, vs. LAC 12/5/22	6, vs. LAC 12/5/22	2, vs. BKN 4/15/23
3FGA	7 (2), at MIL 1/31/23	8, vs. CLE 4/14/21	1, vs. BKN 4/15/23	STL	5 (2), at HOU 1/18/23	5 (2), at HOU 1/18/23	1, vs. BKN 4/17/23
FTM	6, at ATL 4/7/23	6, at ATL 4/7/23	-	BLK	2 (5), at SAC 12/19/22	2 (16), at SAC 12/19/22	--
FTA	6 (2), at ATL 4/7/23	6 (4), at ATL 4/7/23	-	MIN	43:32, at ATL 4/7/23	43:32, at ATL 4/7/23	16:54, vs. BKN 4/15/23

2022-23 TRENDS: McDaniels is averaging 2.7 points and 2.2 rebounds through his first seven playoff appearances.

PRO CAREER FOLLOWING 2022-23 REG. SEASON: Has appeared in 198 games (44 starts) in three career seasons, with Philadelphia and Charlotte... Averaging 7.7 points (46.5 FG%, 34.5 3P%, 78.4 FT%), 3.8 rebounds and 1.3 assists in 20.2 minutes per game... An early entrant candidate selected in the second round (52nd overall) by Charlotte in the 2019 NBA Draft out of San Diego State... Initially signed to a Two-Way deal on Oct. 19, but had his contract converted to a multiyear deal (10/20/19).

PERSONAL: Hometown is Federal Way, WA... Son of Angela Jackson and Will McDaniels... His younger brother, Jaden McDaniels, is a member of the Minnesota Timberwolves... His cousin is Juwan Howard, a former 19-year NBA veteran (1994-2013) and current head coach of the Michigan men's basketball team.

#8 DE'ANTHONY MELTON • 6-2 / 200 • USC / USA • 5/28/98 • 4 Years Pro



LAST FIVE GAMES																		
Opponent	Date	W/L	MP	FG	FGA	3FG	3FGA	FT	FTA	OR	DR	TOT	AST	PF	STL	TO	BLK	PTS
vs. BOS	5/11	L	24	0	5	0	4	0	0	2	3	5	1	0	1	0	1	0
at BOS	5/9	W	23	2	4	0	1	0	0	2	2	4	1	3	1	0	1	4
vs. BOS	5/7	W	25	0	2	0	1	0	0	0	2	2	2	4	1	1	0	0
vs. BOS	5/5	L	30	4	10	4	7	2	2	0	8	8	1	2	4	1	1	14
at BOS	5/3	L	18	1	5	0	2	0	0	0	2	2	2	1	1	1	0	2

	22-23 Highs	Career Highs	Playoff Highs		22-23 Highs	Career Highs	Playoff Highs
PTS	33, vs. LAL 12/9/22 (OT)	33, vs. LAL 12/9/22 (OT)	17, at BOS 5/1/23	OR	4 (2), at ATL 11/10/22	4 (4), at ATL 11/10/22	3, vs. GSW 5/3/22
FGM	11, vs. LAL 12/9/22 (OT)	11, vs. LAL 12/9/22 (OT)	6, at BOS 5/1/23	DR	7 (2), at OKC 12/31/22	9, at DEN 1/21/22	5 (2), vs. GSW 5/3/22
FGA	18 (2), at CHA 11/23/22	18 (2), vs. NYK 11/4/22	14, at GSW 5/7/22	TR	10, at ATL 11/10/22	11, at LAC 1/8/22	8, vs. GSW 5/3/22
3FG	8, vs. LAL 12/9/22 (OT)	8, vs. LAL 12/9/22 (OT)	5, at BOS 5/1/23	AST	9, vs. NYK 11/4/22	10, at PHX 1/12/19	5, vs. BKN 4/16/23
3FGA	12, vs. LAL 12/9/22 (OT)	12, vs. LAL 12/9/22 (OT)	8, at GSW 5/7/22	STL	7, vs. LAL 12/9/22 (OT)	7, vs. LAL 12/9/22 (OT)	3 (2), at BKN 4/20/23
FTM	4, at CHA 11/23/22	10, at SAC 2/20/20	2, vs. UTA 5/31/21	BLK	2 (4), at BOS 5/1/23	6 (2), vs. CHI 1/9/16	3, vs. GSW 5/3/22
FTA	4 (2), vs. LAL 12/9/22 (OT)	11 (2), at DEN 1/21/22	2 (4), at BKN 4/20/23	MIN	43:04, vs. LAL 12/9/22 (OT)	43:04, vs. LAL 12/9/22 (OT)	30:08, at BKN 4/20/23

2022-23 TRENDS: Melton is averaging playoff career-high numbers across the board this postseason

PRO CAREER FOLLOWING 2022-23 REG. SEASON: Four-year NBA veteran has appeared in 312 games (113 starts) with the Phoenix Suns, Memphis Grizzlies and Philadelphia 76ers... Has averaged 8.8 points, 3.76 rebounds, 2.7 assists and 1.4 steals in 22.4 minutes while shooting 41.4% from the field, 37.0% from 3-point range and 77.1% from the free throw line.

PERSONAL: Born May 28, 1998 in North Hollywood, Calif... Parents are Monique Young and Anthony Melton... Has five siblings... Interests include biking and playing the piano... Would like to be a sports analyst following his playing career... Played high school basketball at Crespi in Encino, California, leading his team to back-to-back state

76 GAME NOTES

titles in 2015 and 2016 and leaving as the school's all-time leading scorer... Named the CIF Southern Section Division III Player of the Year as a senior in 2016 after averaging 20.0 points, 9.3 rebounds, 4.3 assists, 3.5 steals and 1.2 blocks... As a junior, helped secure the win in the state title game by blocking a layup in the final seconds.

#18 SHAKE MILTON • 6-5 / 215 • SMU / USA • 9/26/96 • 4 Years Pro



LAST FIVE GAMES																		
Opponent	Date	W/L	MP	FG	FGA	3FG	3FGA	FT	FTA	OR	DR	TOT	AST	PF	STL	TO	BLK	PTS
vs. BOS	5/11	L	:36	0	0	0	0	0	0	0	0	0	0	0	0	0	0	0
at BOS	5/9	W	:33	0	0	0	0	0	0	0	0	0	0	0	0	1	0	0
vs. BOS	5/7	W	DNP - COACH'S DECISION															
vs. BOS	5/5	L	DNP - COACH'S DECISION															
at BOS	5/3	L	9	2	2	0	0	0	0	0	1	1	2	0	1	0	0	4

PTS	22-23 Highs	Career Highs	Playoff Highs	OR	22-23 Highs	Career Highs
29, at ORL 11/27/22	39, at LAC 3/1/20	17, vs. BOS 8/21/20	3 (2), vs. ATL 11/28/22	3 (4), vs. ATL 11/28/22	8, vs. LAL 1/25/20	8, vs. LAL 1/25/20
10 (2), at ORL 11/27/22	14, at LAC 3/1/20	6 (2), vs. MIA 5/12/22	7, at ORL 11/25/22	7, at ORL 11/25/22	9 (2), at ORL 11/25/22	9 (2), at ORL 11/25/22
22, at ATL 4/7/23	22, at ATL 4/7/23	18, vs. BOS 8/21/20	9, at ORL 11/25/22	9, at ORL 11/25/22	16, at ATL 4/7/23	16, at ATL 4/7/23
4 (2), at IND 3/6/23	7, at LAC 3/1/20	4, vs. ATL 6/8/21	16, at ATL 4/7/23	16, at ATL 4/7/23	2 (4) 33:15, at BKN 4/9/23	4, at LAL 3/3/20
7, at ORL 11/25/22	9 (2), at LAC 3/1/20	9, vs. BOS 8/21/20	1, at CHI 10/29/22	1, at CHI 10/29/22	42:39, at ATL 4/7/23	3, vs. CHI 4/10/19
6 (3), at SAS 2/3/23	9, vs. SAC 3/20/21	4, at MIA 5/10/22	42:39, at ATL 4/7/23	42:39, at ATL 4/7/23		42:39, at ATL 4/7/23
7, at SAS 2/3/23	11, vs. SAC 3/20/21	4, at MIA 5/10/22				

2022-23 TRENDS: Milton is averaging 5.7 points per game in 31 playoff appearances.

PRO CAREER FOLLOWING 2022-23 REG. SEASON: Holds career averages of 9.3 points (45.5% FG%, 36.5% 3P%, 82.8% FT%), 2.4 rebounds and 2.7 assists in 254 games (45 starts) his career with Philadelphia.

PERSONAL: Malik "Shake" Milton was born Sept. 26, 1996 and is the son of Myrion (my-rin) and Lisa Milton... Lifelong nickname "Shake" comes from "milkshake" because his late father was called the "Milkman" as a college basketball player... Attended Owasso High School in Owasso, OK... Named the 2014 and 2015 Oklahoma Gatorade Player of the Year.

#20 GEORGES NIANG - 6-7 / 235 - Iowa State / USA - 6/17/93 - 6 Years Pro



LAST FIVE GAMES																		
Opponent	Date	W/L	MP	FG	FGA	3FG	3FGA	FT	FTA	OR	DR	TOT	AST	PF	STL	TO	BLK	PTS
vs. BOS	5/11	L	15	2	3	2	3	0	0	0	0	0	0	2	0	0	0	6
at BOS	5/9	W	12	0	1	0	0	0	0	0	0	0	0	1	0	0	0	0
vs. BOS	5/7	W	19	3	6	3	6	0	0	0	0	0	0	5	0	0	1	9
vs. BOS	5/5	L	19	4	7	2	5	0	0	0	0	0	0	1	0	0	0	10
at BOS	5/3	L	13	1	4	1	2	0	0	0	0	0	0	1	0	1	0	3

PTS	22-23 Highs	Career Highs	Playoff Highs	OR	22-23 Highs	Career Highs	Playoff Highs
24, at ATL 4/7/23	24 (3), at ATL 4/7/23	16, vs. DEN 8/21/20	3 (3), at TOR 4/28/22	3 (3), at TOR 4/28/22	7, vs. HOU 4/20/19	7, vs. HOU 4/20/19	7, vs. HOU 4/20/19
9, at ATL 4/7/23	9 (3), at ATL 4/7/23	6, vs. DEN 8/21/20	10, vs. OKC 4/13/21	10, vs. OKC 4/13/21	7 (2), vs. MEM 6/2/21	7 (2), vs. MEM 6/2/21	7 (2), vs. MEM 6/2/21
13, at ATL 4/7/23	21, at LAC 4/10/19	10, at DEN 8/19/20	6, vs. NOP 1/25/22	6, vs. NOP 1/25/22	3 (2), vs. MIA 5/8/22	3 (2), vs. MIA 5/8/22	3 (2), vs. MIA 5/8/22
7, vs. PHX 11/7/22	7 (2), vs. PHX 11/7/22	4, vs. DEN 8/21/20	4, at IND 11/13/21	4, at IND 11/13/21	2, at MIA 5/2/22	2, at MIA 5/2/22	2, at MIA 5/2/22
3FG	10, vs. PHX 11/7/22	13, vs. OKC 4/13/21	2 (4), vs. MIA 5/8/22	2 (3), vs. ATL 11/12/22	1 (4), vs. BOS 5/7/23	1 (4), vs. BOS 5/7/23	1 (4), vs. BOS 5/7/23
3FGA	4, vs. MIN 11/19/22	4 (6), vs. MIN 11/19/22	2 (4), vs. MIA 5/8/22	39:56, at MIL 2/17/22	22:40, at TOR 4/20/22 OT	22:40, at TOR 4/20/22 OT	22:40, at TOR 4/20/22 OT
FTM	4, vs. MIN 11/19/22	5, vs. POR 11/1/21	2 (4), vs. MIA 5/8/22				
FTA	4, vs. MIN 11/19/22	5, vs. POR 11/1/21	2 (4), vs. MIA 5/8/22				

2022-23 TRENDS: Niang's nine playoff games with multiple made threes are the most by a 76er reserve in playoff history.

PRO CAREER FOLLOWING 2022-23 REG. SEASON: Has appeared in 383 games (19 starts) with Philadelphia, Utah and Indiana with career averages of 6.5 points and 2.1 rebounds in 15.6 minutes per game.

76 GAME NOTES

PERSONAL: Born June 17, 1993 in Lawrence, Mass. ... Son of Sidy and Alison Niang ... First name pronounced "George" and his last name is pronounced "Kneeyang" ... Majored in business marketing at Iowa State University ... Was student body president at Tilton Prep ... Volunteered with the Iowa Children's Hospital during his career at Iowa State ... Follow him on Twitter at @GeorgesNiang20.

#44 PAUL REED • 6-9 / 220 • DePaul / USA • 6/14/99 • 2 Years Pro



LAST FIVE GAMES																		
Opponent	Date	W/L	MP	FG	FGA	3FG	3FGA	FT	FTA	OR	DR	TOT	AST	PF	STL	TO	BLK	PTS
vs. BOS	5/11	L	6	0	1	0	0	0	0	0	1	1	0	1	1	1	0	0
at BOS	5/9	W	7	1	1	0	0	0	0	0	0	0	0	1	1	0	0	2
vs. BOS	5/7	W	6	1	2	0	0	0	0	0	3	3	0	0	0	0	0	2
vs. BOS	5/5	L	9	0	0	0	0	0	0	1	0	1	0	0	0	0	0	0
at BOS	5/3	L	16	3	4	0	0	0	0	3	5	8	2	2	0	1	1	6

	22-23 Highs	Career Highs	Playoff Highs
PTS	19, vs. BKN 11/22/22	25, vs. DET 4/10/22	11, vs. BKN 4/15/23
FGM	7 (2), at DEN 3/27/23	12, vs. DET 4/10/22	5 (2), at BKN 4/22/23
FGA	9, vs. BKN 11/22/22	14, vs. DET 4/10/22	10, at BKN 4/22/23
3FG	1, at BKN 4/9/23	1 (3), at BKN 4/9/23	2, at TOR 4/23/22
3FGA	2, at ATL 11/10/22	2, at LAL 3/25/21	2, at TOR 4/23/22
FTM	5 (2), vs. TOR 3/31/23	5 (2), vs. TOR 3/31/23	1 (4), vs. BKN 4/15/23
FTA	6, vs. BKN 11/22/22	6 (2), vs. BKN 11/22/22	2, vs. TOR 4/16/22

	22-23 Highs	Career Highs	Playoff Highs
OR	8 (2), at BKN 4/22/23	8 (2), at BKN 4/22/23	8, at BKN 4/22/23
DR	10, at ORL 11/27/22	10, at ORL 11/27/22	9, at BOS 5/1/23
TR	15, at BKN 4/22/23	15, at BKN 4/22/23	15, at BKN 4/22/23
AST	3 (2), at ORL 11/27/22	4, at MIA 5/2/22	4, at MIA 5/2/22
STL	6, vs. NYK 11/4/22	6, vs. NYK 11/4/22	2 (3), at BKN 4/22/23
BLK	5, at BKN 4/9/23	5, at BKN 4/9/23	2, at MIA 5/4/22
MIN	37:22, at BOS 5/1/23	37:22, at BOS 5/1/23	37:22, at BOS 5/1/23

2022-23 TRENDS: Reed has the most rebounds (54) for any player this postseason with fewer than 150 minutes played.

PRO CAREER FOLLOWING 2022-23 REG. SEASON: Has appeared in 133 NBA games (four starts), averaging 3.7 points (57.4 FG%) and 3.1 rebounds in 9.3 minutes per outing.

PERSONAL: Orlando, FL native... Son of Paul and Michelle Reed... Has four sisters, Hazel, Danielle, Chantel and Janelle... Uncle, Mike Sims-Walker played four seasons in the NFL as a wide receiver for Jacksonville and St. Louis... Father, Paul, played college basketball at Old Dominion (1996-97) and UCF (1999-02) before playing professionally in Europe... Attended Wekiva High School and earned Central Florida Player of the Year honors from the Orlando Sentinel in his senior season.

#11 JADEN SPRINGER • 6-3.5 / 205 • Tennessee / USA • 9/25/02 • 1 Year Pro



LAST FIVE GAMES																		
Opponent	Date	W/L	MP	FG	FGA	3FG	3FGA	FT	FTA	OR	DR	TOT	AST	PF	STL	TO	BLK	PTS
vs. BOS	5/11	L	:36	1	1	0	0	0	0	0	0	0	0	0	0	0	0	0
at BOS	5/9	W	DNP - COACH'S DECISION															
vs. BOS	5/7	W	DNP - COACH'S DECISION															
vs. BOS	5/5	L	DNP - COACH'S DECISION															
at BOS	5/3	L	10	1	1	0	0	1	2	0	0	0	0	1	0	1	0	3

	22-23 Highs	Career Highs	Playoff Highs
PTS	19, at ATL 4/7/23	19, at ATL 4/7/23	4, at TOR 4/28/22
FGM	8, at ATL 4/7/23	8, at ATL 4/7/23	2, at TOR 4/28/22
FGA	13, at ATL 4/7/23	13, at ATL 4/7/23	3, at MIA 5/10/22
3FG	2, at ATL 4/7/23	2, at ATL 4/7/23	--
3FGA	3, at ATL 4/7/23	3, at ATL 4/7/23	1, at MIA 5/10/22
FTM	2, at DEN 3/27/23	2, at DEN 3/27/23	--
FTA	2 (2), at ATL 4/7/23	2 (2), at ATL 4/7/23	--

	22-23 Highs	Career Highs	Playoff Highs
OR	2, vs. DET 1/10/23	2, vs. DET 1/10/23	--
DR	1 (4), at ATL 4/7/23	2, at MIA 5/10/22	2, at MIA 5/10/22
TR	2 (4), at ATL 4/7/23	2 (5), at ATL 4/7/23	2, at MIA 5/10/22
AST	3, at ATL 4/7/23	3, at ATL 4/7/23	1 (2), at MIA 5/10/22
STL	2, vs. WAS 3/12/23	2, at WAS 3/12/23	--
BLK	1 (3), at ATL 4/7/23	2, at WAS 12/26/21	--
MIN	34:09, at ATL 4/7/23	34:09, at ATL 4/7/23	6:59, at MIA 5/10/22

2022-23 TRENDS: Game 6 against Boston marked Springer's eighth playoff appearance.

PRO CAREER FOLLOWING 2022-23 REG. SEASON: Appeared in two games with Philadelphia...Averaged 1.0 points and 1.0 rebounds in 2.8 minutes per game.

PERSONAL: Son of Barbarita and Gary Springer...His father was an honorable mention All-American in basketball at Iona College and was drafted by the Philadelphia 76ers in 1984...His older brother, Gary Jr., also played basketball at Iona...His brother Jordan, played basketball at Army (West Point) and is currently serving in the U.S....Cousin of NBA player DeAndre' Bembry, who played collegiately at Saint Joseph's University in Philadelphia.

76 GAME NOTES

#17 P.J. TUCKER • 6-5 / 245 • Texas / USA • 5/5/85 • 11 Years Pro



LAST FIVE GAMES

Opponent	Date	W/L	MP	FG	FGA	3FG	3FGA	FT	FTA	OR	DR	TOT	AST	PF	STL	TO	BLK	PTS
vs. BOS	5/11	L	20	3	8	2	7	0	0	1	1	2	1	2	3	0	0	8
at BOS	5/9	W	34	1	4	1	3	0	0	1	6	7	1	4	0	0	0	3
vs. BOS	5/7	W	31	2	5	1	4	1	1	2	1	3	1	4	0	0	0	6
vs. BOS	5/5	L	25	3	4	3	4	0	0	1	0	1	2	2	1	2	0	9
at BOS	5/3	L	21	2	3	1	1	0	0	0	4	4	0	3	0	1	1	5

PTS
FGM
FGA
3FG
3FGA
FTM
FTA

22-23 Highs
13, at WAS 10/31/22
6, at WAS 10/31/22
10, at TOR 10/26/22
3, vs. tor 3/31/23
6, vs. TOR 3/31/23
2, vs. MIL 10/20/22
2(2), at HOU 12/5/22

Career Highs
24, at HOU 4/7/16
10, at OKC 12/31/15
18, vs. MIN 3/14/16
7, vs. DEN 1/7/19
12, vs. MIL 8/2/20
9, at DEN 2/18/14
12, at POR 1/5/22

Playoff Highs
22, vs. GSW 5/16/18
8, vs. GSW 5/16/18
12, vs. GSW 5/6/19
5 (3), vs. UTA 5/8/18
8 (2), at OKC 8/24/20
4 (4), at BOS 5/21/22
6, at UTA 4/20/19

OR
DR
TR
AST
STL
BLK
MIN

22-23 Highs
5, vs. DET 12/21/22
6 (2), vs. PHX 11/7/22
10, vs. DET 12/21/22
1 (4), at CHA 11/23/22
5, vs. BKN 4/16/23
2, at CHI 10/29/22
42:06, at HOU 12/5/22

Career Highs
7, vs. PHO 2/13/17
16, vs. SAC 12/9/19
19, vs. SAC 12/9/19
8 (2), vs. MIL 12/8/21
7 (2), vs. UTA 10/24/18
4, at CHA 12/17/14
51:33, at SAS 12/3/19

Playoff Highs
8, vs. GSW 5/28/18
12, at GSW 5/22/18
16, at GSW 5/22/18
7, vs. PHI 5/10/22
5, vs. BKN 4/16/23
4, vs. UTA 4/24/19
45:59, vs. CLE 5/7/17

2022-23 TRENDS: Tucker posted his seventh playoff game and second this playoff run with at least three steals and two made threes.

PRO CAREER FOLLOWING 2022-23 REG. SEASON: Has appeared in 852 NBA regular season games (656 starts) during his 11-year NBA career and has averaged 6.8 points, 5.5 rebounds, 1.4 assists, 1.1 steals and 28.7 minutes while shooting 42.5% from the field, 36.6% from three-point range and 74.9% from the foul line.

PERSONAL: Full name is Anthony Leon Tucker, Jr...son of Anthony, Sr. and Aleshi...nicknamed P.J. at birth by his father, with P.J. standing for "Pops Junior"...has three siblings, Isiah, Quetta, and Quitta...he and his wife, Tracy, have three children, Aaliyah, Zoe and King...moved to Frankfurt, Germany shortly after his birth as his father served in the Army...is fluent in Hebrew and cites Tel Aviv as his favorite travel destination...favorite player growing up was Charles Barkley...likes to immerse himself in the community, particularly by working with local Boys & Girls Clubs...is an avid sneaker collector, estimating that he owns over 1,000 pairs...wears size 14 sneakers.