

# HARVARD CAPS HARRIS POLL



Field Dates: April 14-16, 2020

## SURVEY METHOD

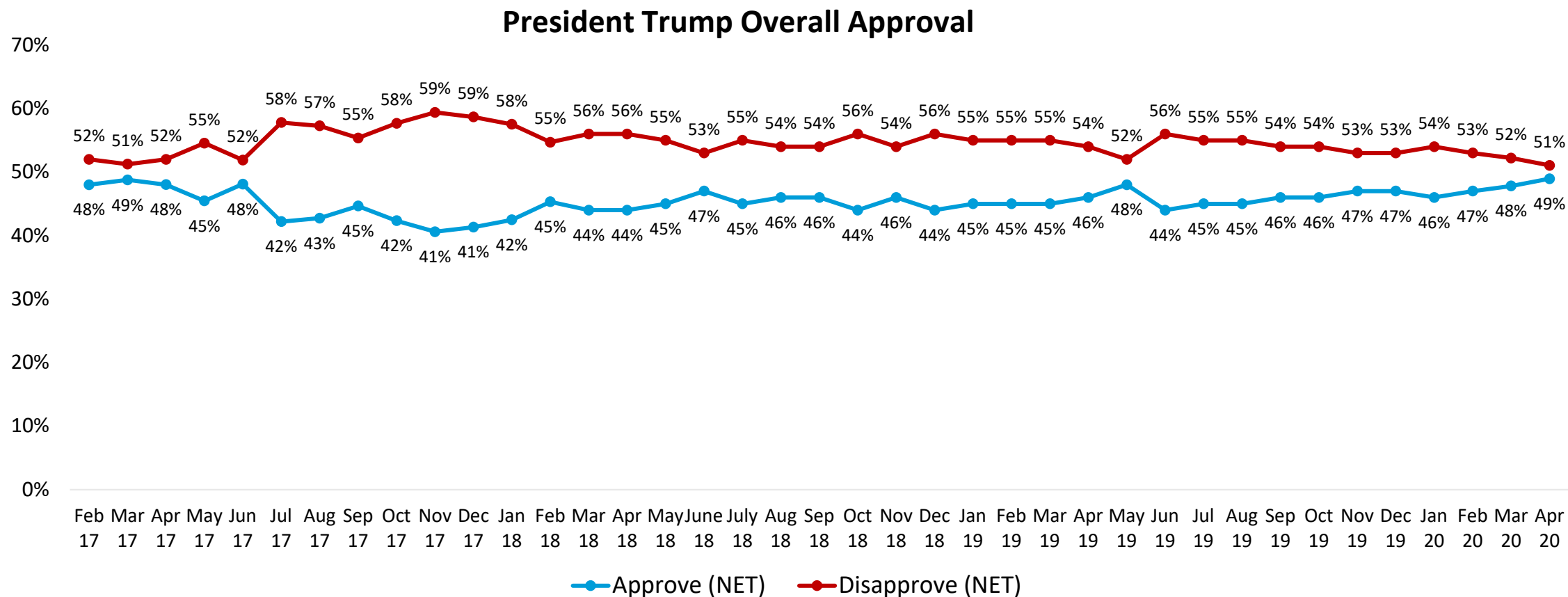
This survey was conducted online within the United States from **Field Dates: April 14-16, 2020** among **2,394 registered voters** by The Harris Poll.

Results were weighted for age within gender, region, race/ethnicity, marital status, household size, income, employment, education, political party, and political ideology where necessary to align them with their actual proportions in the population. Propensity score weighting was also used to adjust for respondents' propensity to be online.

*Pollsters Mark Penn, Prof. Stephen Ansolabehere, and Dritan Nesho supervised the poll.*

# APPROVAL AND MOOD OF COUNTRY

# TRUMP APPROVAL CONTINUES TO INCREASE, NOW AT 49 PERCENT

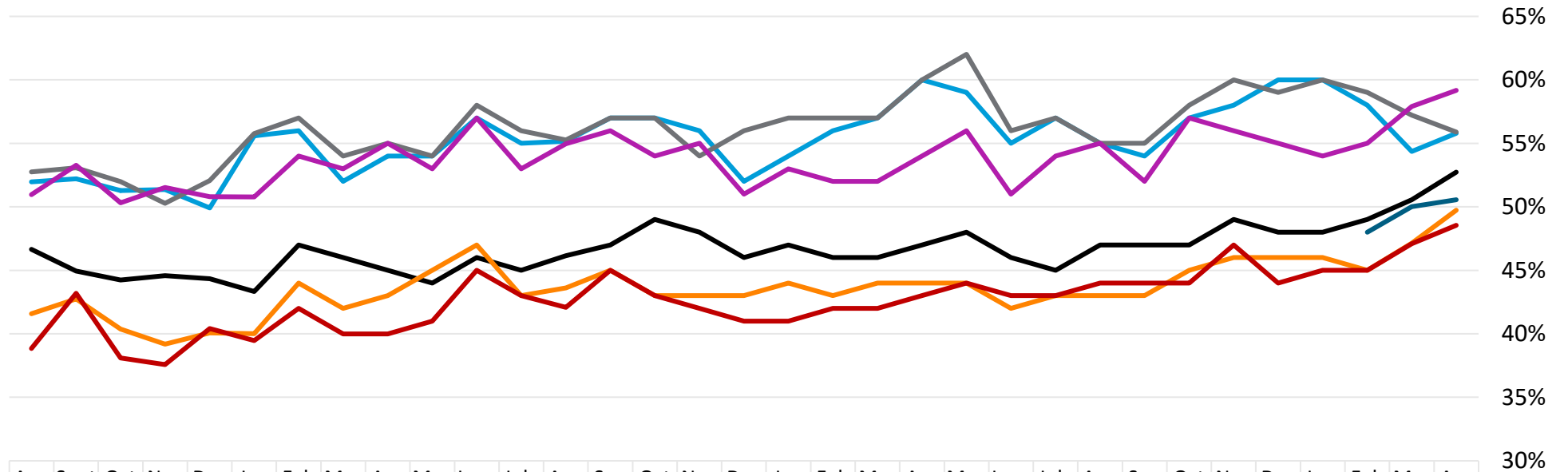


BASE: Registered Voters (n=2394)

M3 Do you approve or disapprove of the job Donald Trump is doing as President of the United States?

# HALF OF VOTERS CREDIT TRUMP ON HANDLING THE CORONAVIRUS CRISIS; HIS HANDLING OF THE ECONOMY AND STIMULATING JOBS CONTINUES TO RECEIVE MAJORITY APPROVAL

**Approve Trump on...  
(Strongly or Somewhat Approve)**



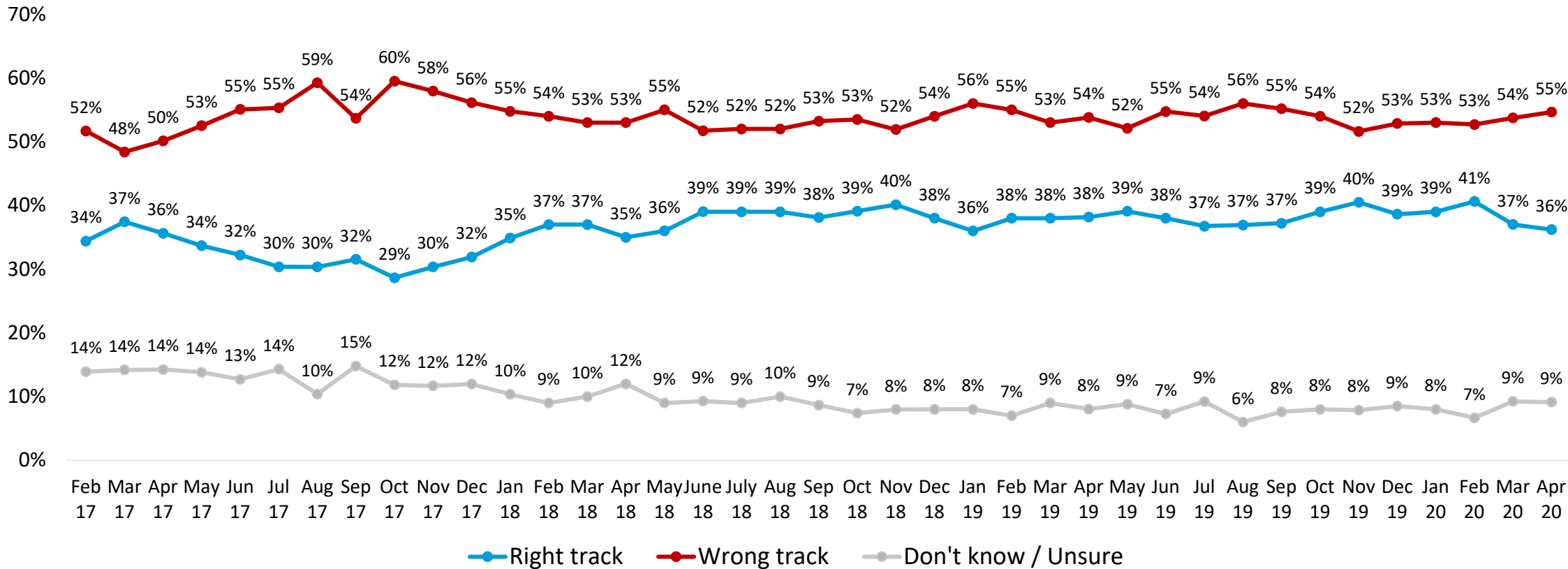
	Aug	Sept	Oct	Nov	Dec	Jan	Feb	Mar	Apr	May	June	July	Aug	Sep	Oct	Nov	Dec	Jan	Feb	Mar	Apr	May	June	July	Aug	Sep	Oct	Nov	Dec	Jan	Feb	Mar	Apr	
— The Economy	52%	52%	51%	51%	50%	56%	56%	52%	54%	54%	57%	55%	55%	57%	57%	56%	52%	54%	56%	57%	60%	59%	55%	57%	55%	54%	57%	58%	60%	60%	58%	54%	56%	
— Stimulating Jobs	53%	53%	52%	50%	52%	56%	57%	54%	55%	54%	58%	56%	55%	57%	57%	54%	56%	57%	57%	60%	62%	56%	57%	55%	55%	58%	60%	59%	60%	59%	57%	56%		
— Fighting Terrorism	51%	53%	50%	52%	51%	51%	54%	53%	55%	53%	57%	53%	55%	56%	54%	55%	51%	53%	52%	52%	54%	56%	51%	54%	55%	52%	57%	56%	55%	54%	55%	58%	59%	
— Immigration	47%	45%	44%	45%	44%	43%	47%	46%	45%	44%	46%	45%	46%	47%	49%	48%	46%	47%	46%	46%	47%	48%	46%	45%	47%	47%	47%	49%	48%	48%	49%	51%	53%	
— Foreign Affairs	42%	43%	40%	39%	40%	40%	44%	42%	43%	45%	47%	43%	44%	45%	43%	43%	43%	44%	43%	44%	44%	44%	42%	43%	43%	43%	45%	46%	46%	46%	45%	47%	50%	
— Administering the Gov't	39%	43%	38%	38%	40%	39%	42%	40%	40%	41%	45%	43%	42%	45%	43%	42%	41%	41%	42%	42%	43%	44%	43%	43%	44%	44%	44%	47%	44%	45%	45%	47%	49%	
— Reacting to Coronavirus																																48%	50%	51%

BASE: Registered Voters (n=2394)

M3A Do you approve or disapprove of the job President Trump is doing on ...?

# FEWER VOTERS SEE THE COUNTRY ON THE RIGHT TRACK

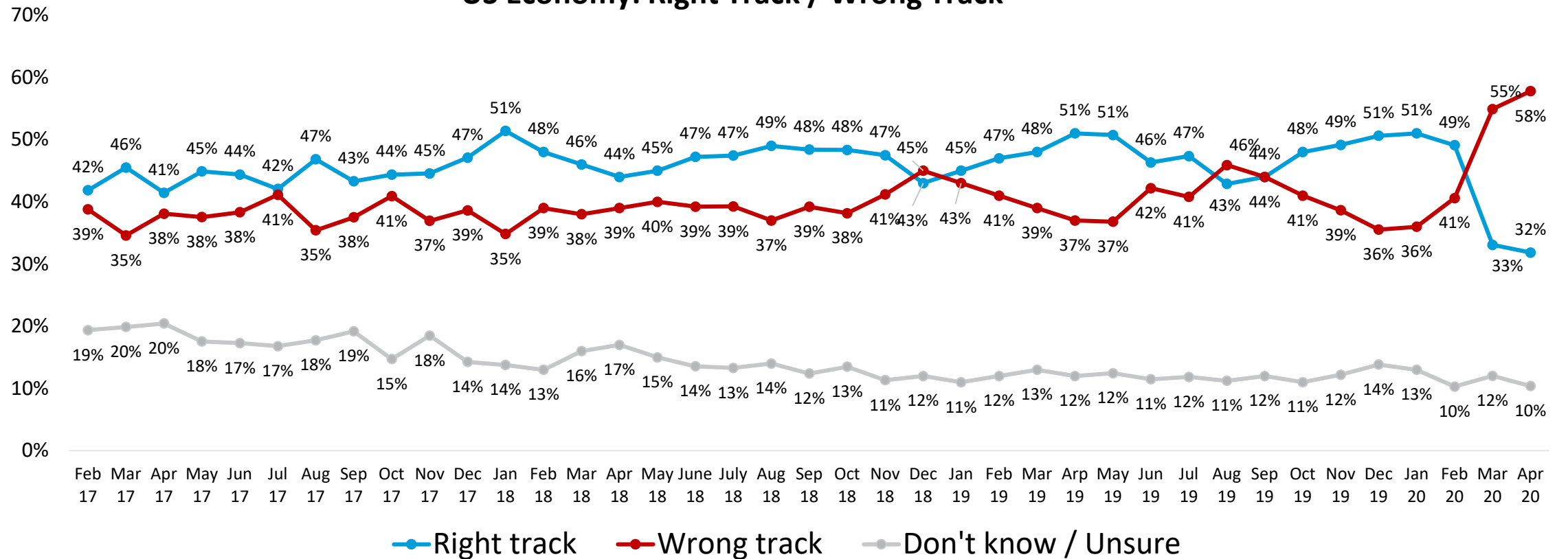
Country: Right Track / Wrong Track



BASE: Registered Voters (n=2394)  
 M1 In general, do you think the country is on the right track or is it off on the wrong track?

# WE'RE NOTICING A DRAMATIC SHIFT IN THE PERCEIVED DIRECTION OF THE US ECONOMY

## US Economy: Right Track / Wrong Track

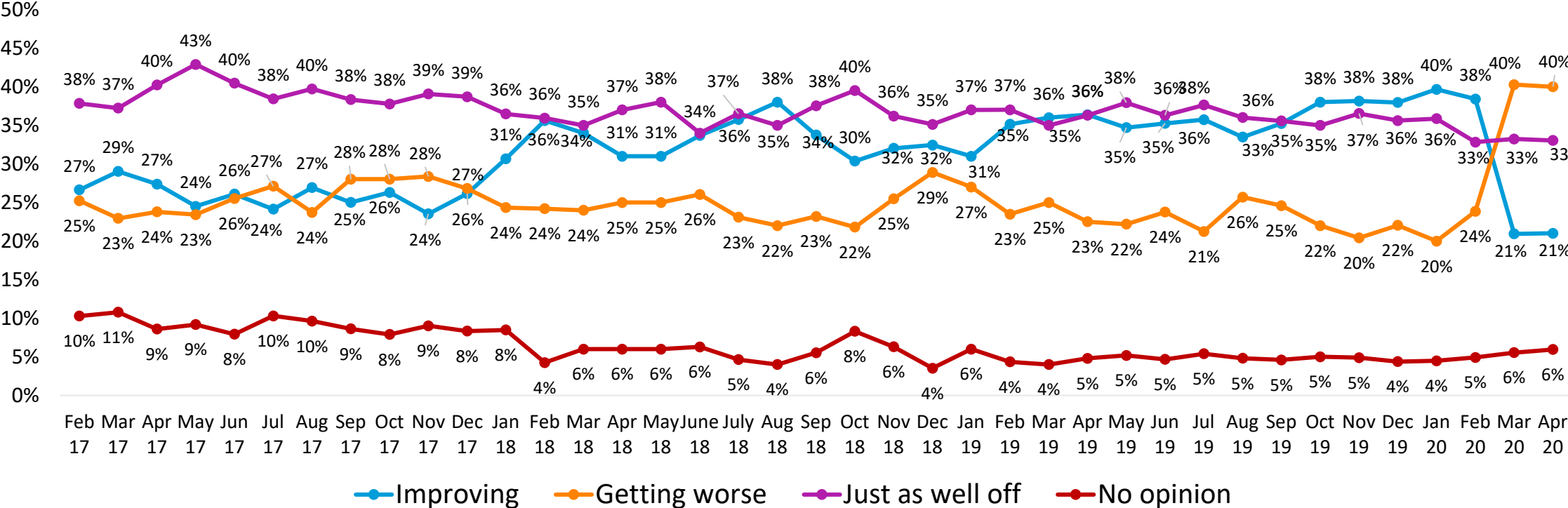


BASE: Registered Voters (n=2394)

M2 In general, do you think the American economy is on the right track or is it off on the wrong track?

# FOUR IN TEN VOTERS SAY THEIR PERSONAL FINANCIAL SITUATION IS GETTING WORSE, NEARLY DOUBLING FROM FEBRUARY

Would you say that your personal financial situation is improving or getting worse?

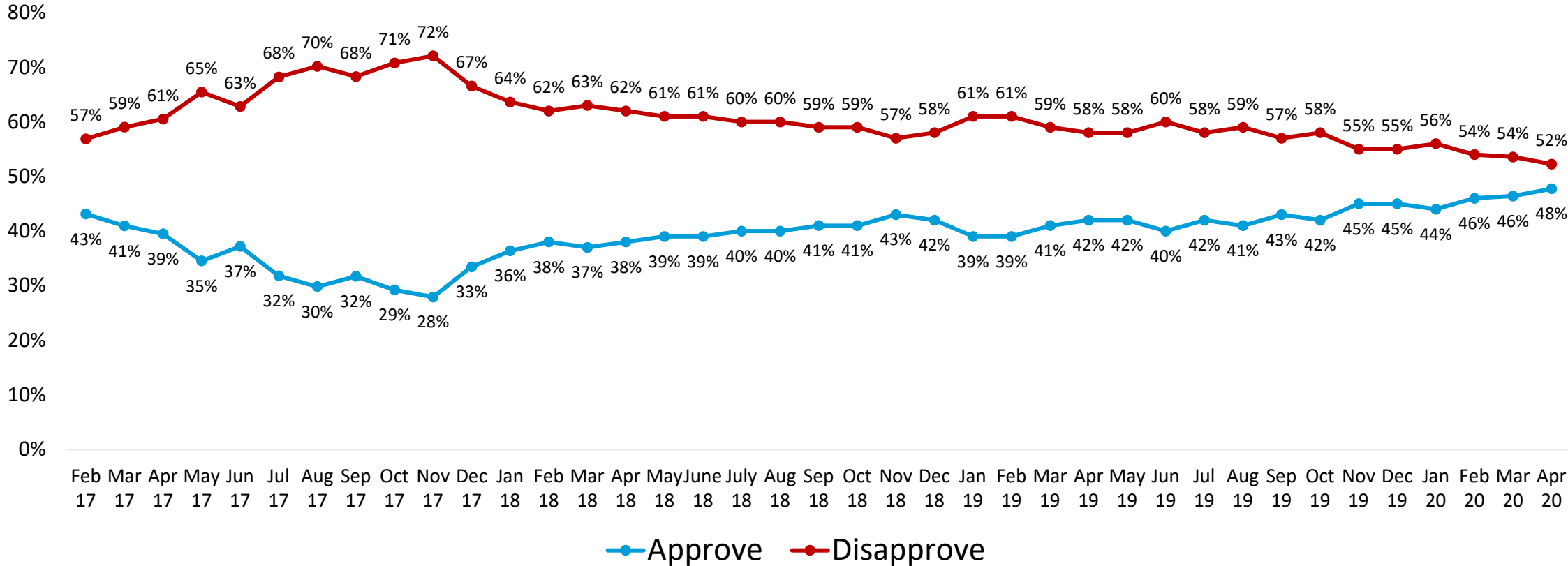


BASE: Registered Voters (n=2394)  
 I4 Would you say that your personal financial situation is improving or getting worse?



# GOP APPROVAL IS NOW IN THE HIGH FORTIES

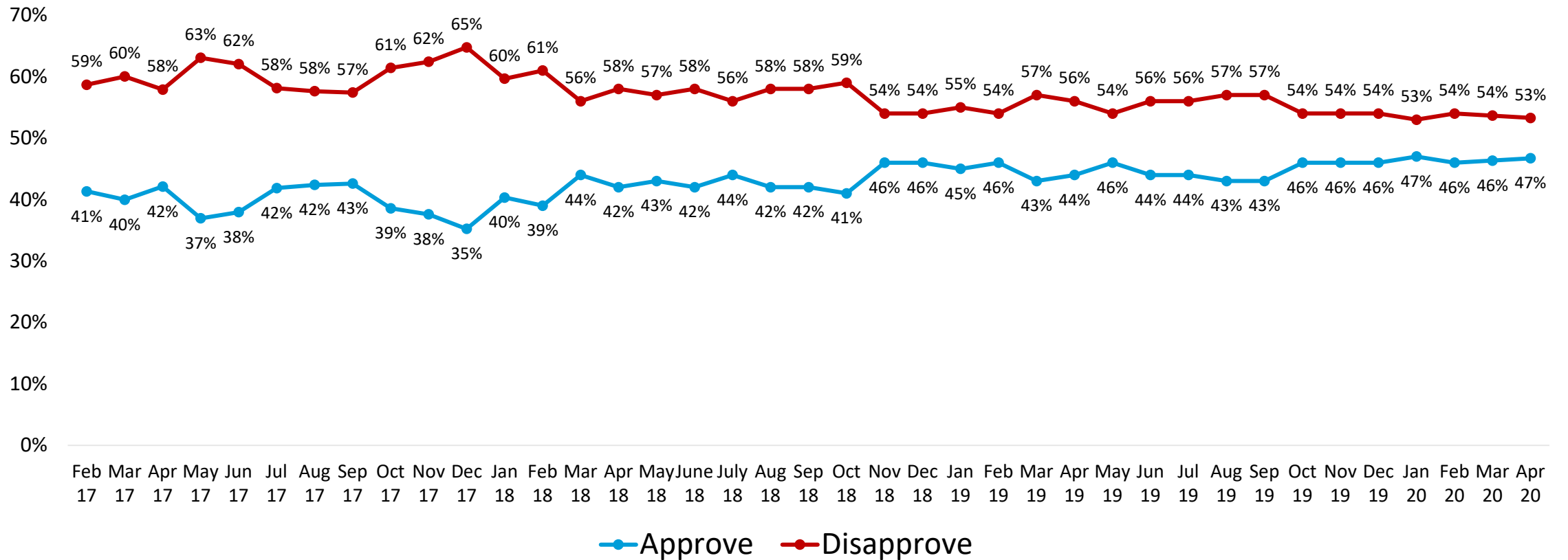
## GOP Approval



BASE: Registered Voters (n=2394)  
 M4 Do you approve or disapprove of the way the Republican Party is handling its job?

# AS IS APPROVAL FOR DEMOCRATIC PARTY

## Democratic Party Approval

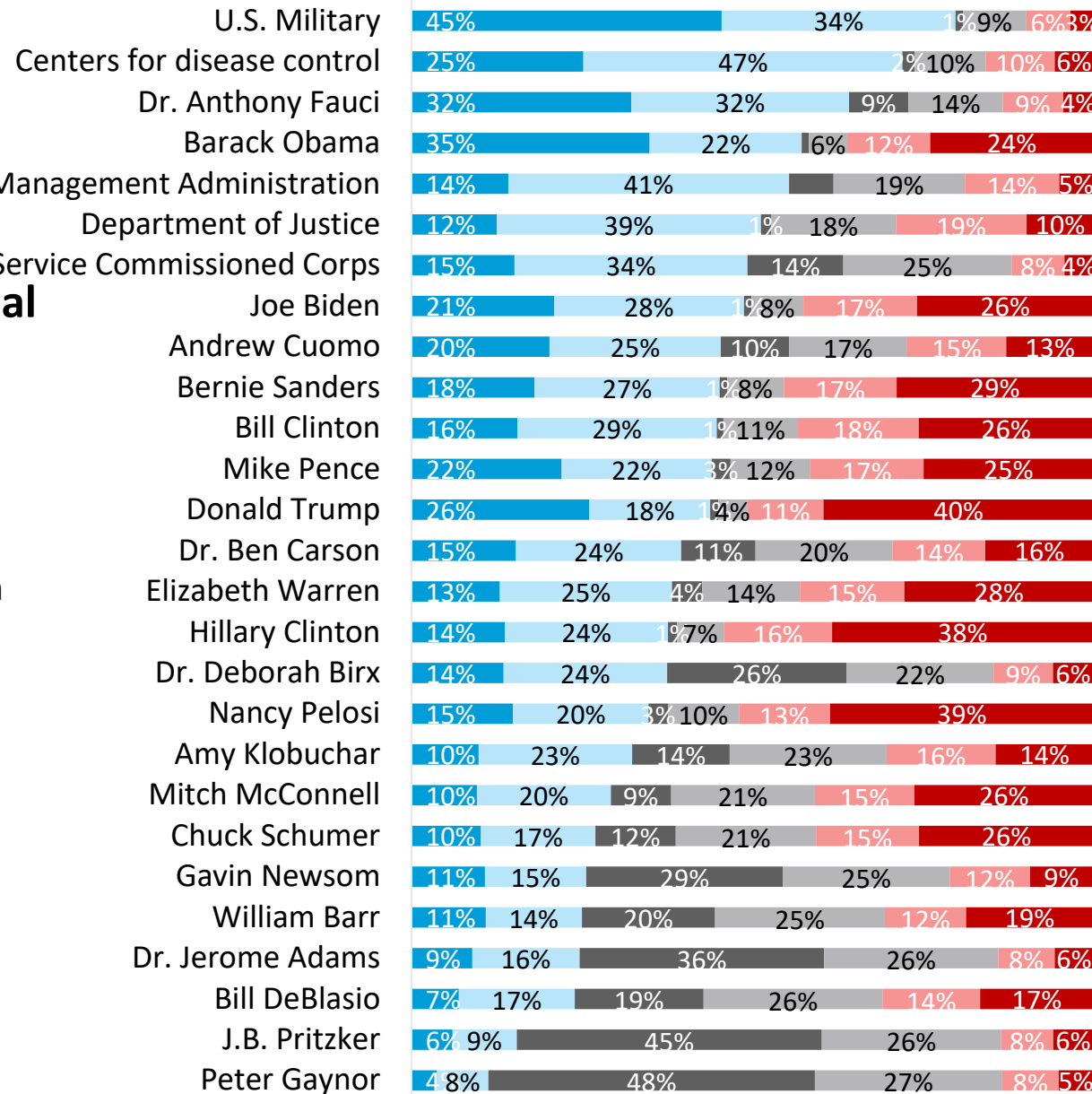
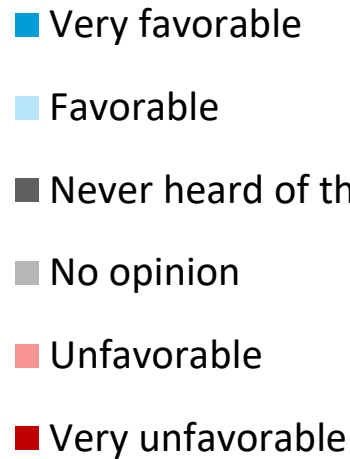


BASE: Registered Voters (n=2394)

M5 Do you approve or disapprove of the way the Democratic Party is handling its job?

# STATE INSTITUTIONS AND MEDICAL REPRESENTATIVES ARE SEEN VERY FAVORABLY

## Favorability of Political Figures and Groups



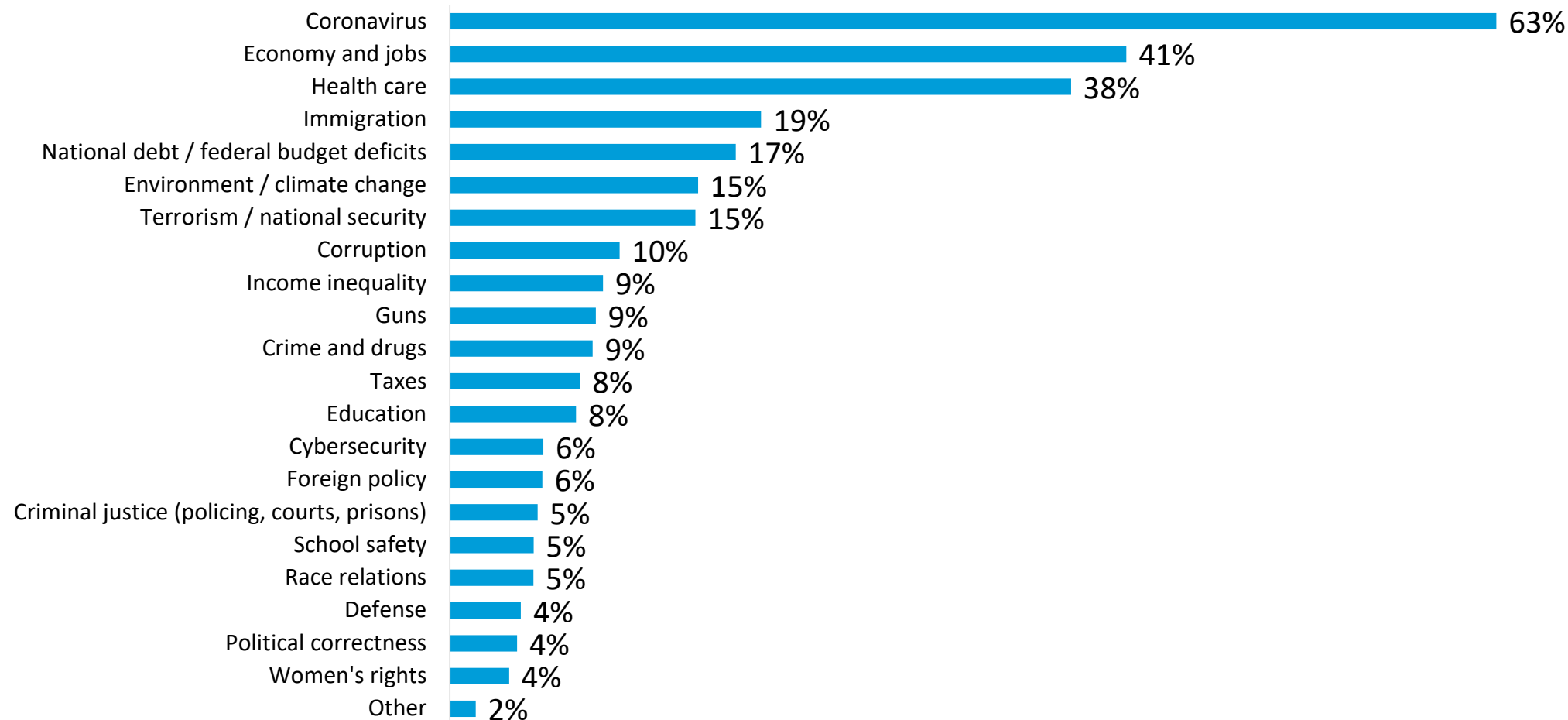
	Favorable	Unfavorable
U.S. Military	80%	10%
Centers for disease control	72%	16%
Dr. Anthony Fauci	64%	13%
Barack Obama	57%	36%
FEMA	55%	19%
Department of Justice	51%	29%
USPHSCC	49%	12%
Joe Biden	49%	43%
Andrew Cuomo	45%	27%
Bernie Sanders	45%	45%
Bill Clinton	45%	43%
Mike Pence	44%	42%
Donald Trump	44%	51%
Dr. Ben Carson	40%	29%
Elizabeth Warren	38%	43%
Hillary Clinton	38%	54%
Dr. Deborah Birx	37%	15%
Nancy Pelosi	35%	52%
Amy Klobuchar	32%	30%
Mitch McConnell	29%	41%
Chuck Schumer	27%	41%
Gavin Newsom	26%	21%
William Barr	25%	31%
Dr. Jerome Adams	25%	14%
Bill DeBlasio	24%	31%
J.B. Pritzker	15%	14%

BASE: Registered Voters (n=2394)

F1 Now we will show you some names. Please indicate if you have a favorable or unfavorable view of that person - or if you've never heard of them.

# CORONAVIRUS AND THE ECONOMY ARE THE TOP ISSUE FOR VOTERS, FOLLOWED BY HEALTHCARE

## Most Important Issues Facing the Country



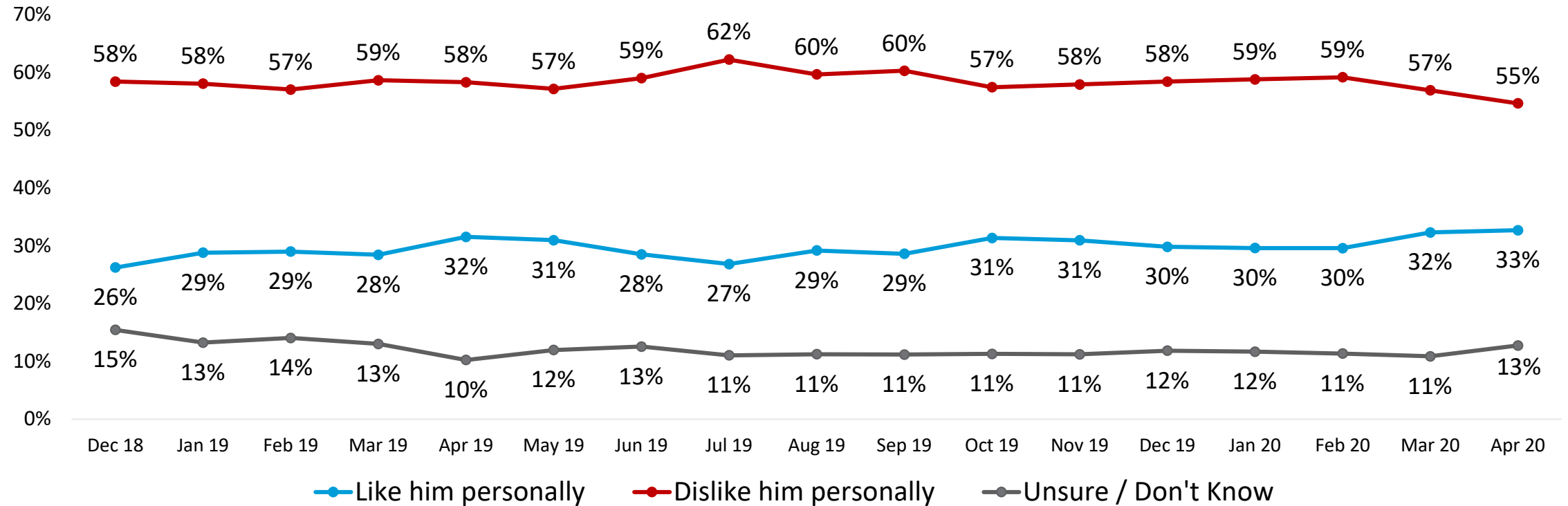
BASE: Registered Voters (n=2394)

I1 What would you say are the most important issues facing the country today? Please select three.

# 2020 ELECTION

# TRUMPS PERSONAL LIKEABILITY REMAINS AN ISSUE FOR THE MAJORITY OF VOTERS

When you think of Donald Trump do you like or dislike him personally?

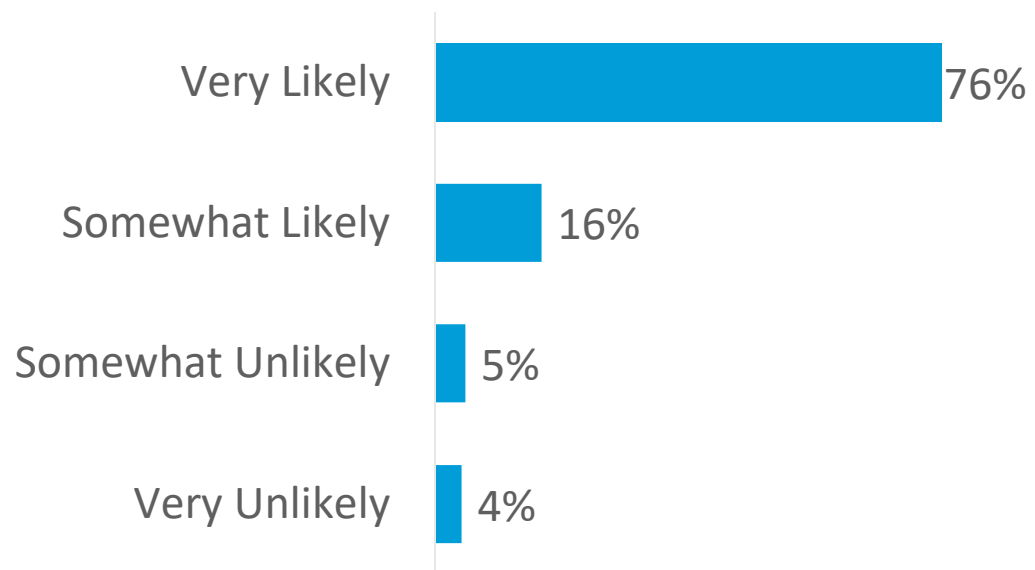


BASE: Registered Voters (n=2394)

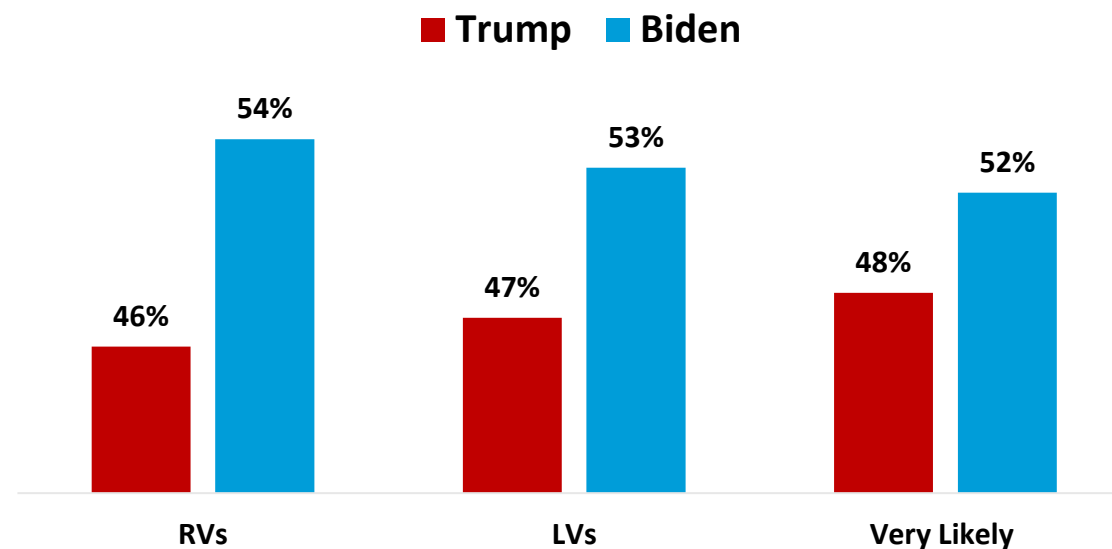
DT01: When you think of Donald Trump do you like or dislike him personally?

# THREE QUARTERS OF REGISTERED VOTERS ARE 'VERY LIKELY' TO VOTE IN THE PRESIDENTIAL ELECTION; BIDEN BEATS TRUMP HEAD TO HEAD

**How likely is it you will vote this November in the presidential election?**



**If the election for president were held today, who will you vote for in the 2020 Presidential Election - Donald Trump, the Republican, or Joe Biden, the Democrat?**



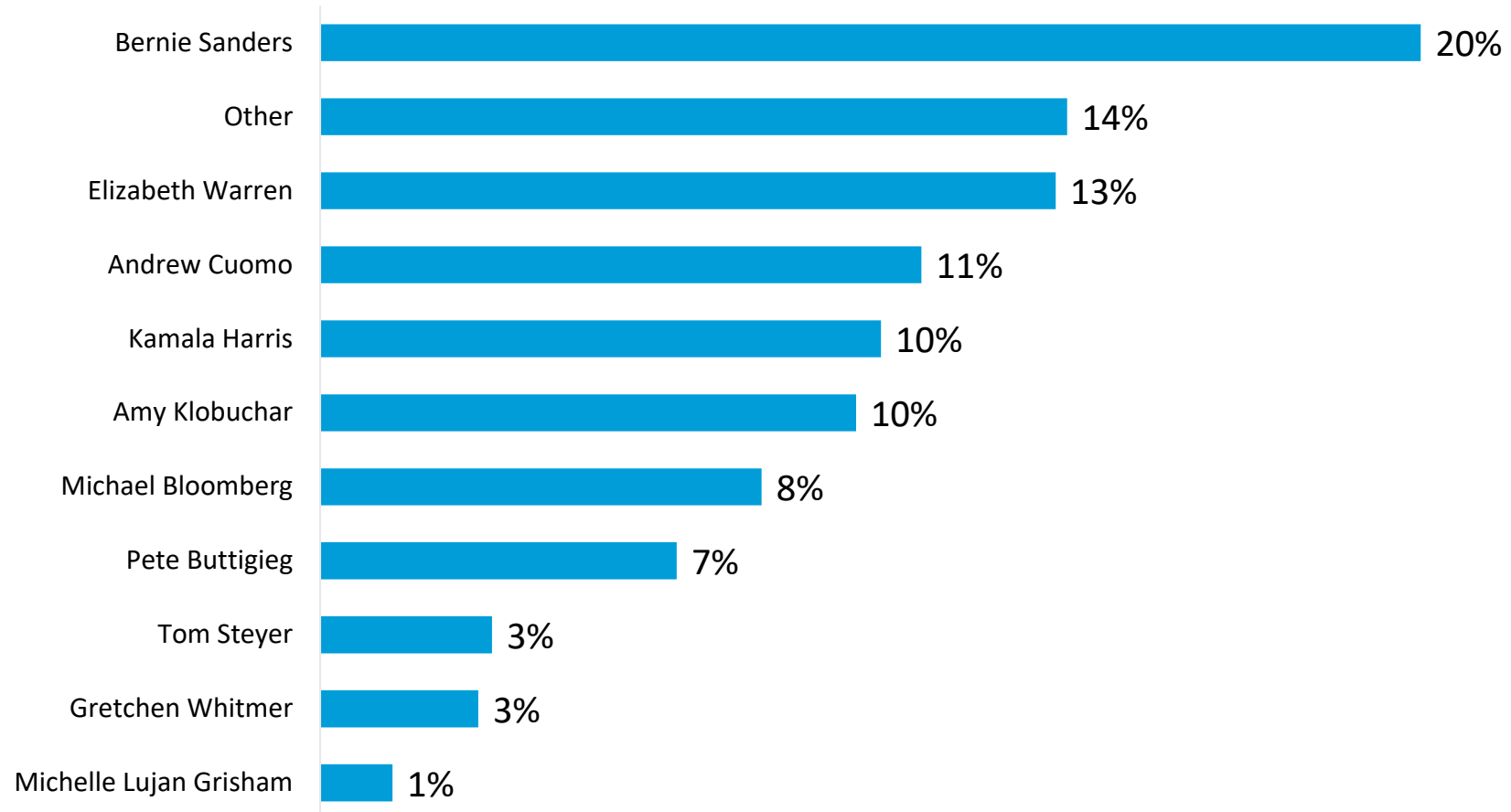
**BASE: Registered Voters (n=2394)**

HORSE1B: How likely is it you will vote this November in the presidential election – very likely, somewhat likely, somewhat unlikely or not very likely?

HORSE2B: If the election for president were held today, who will you vote for in the 2020 Presidential Election - Donald Trump, the Republican, or Joe Biden, the Democrat?

# BERNIE SANDERS IS THE MOST POPULAR CHOICE FOR BIDEN'S RUNNING MATE

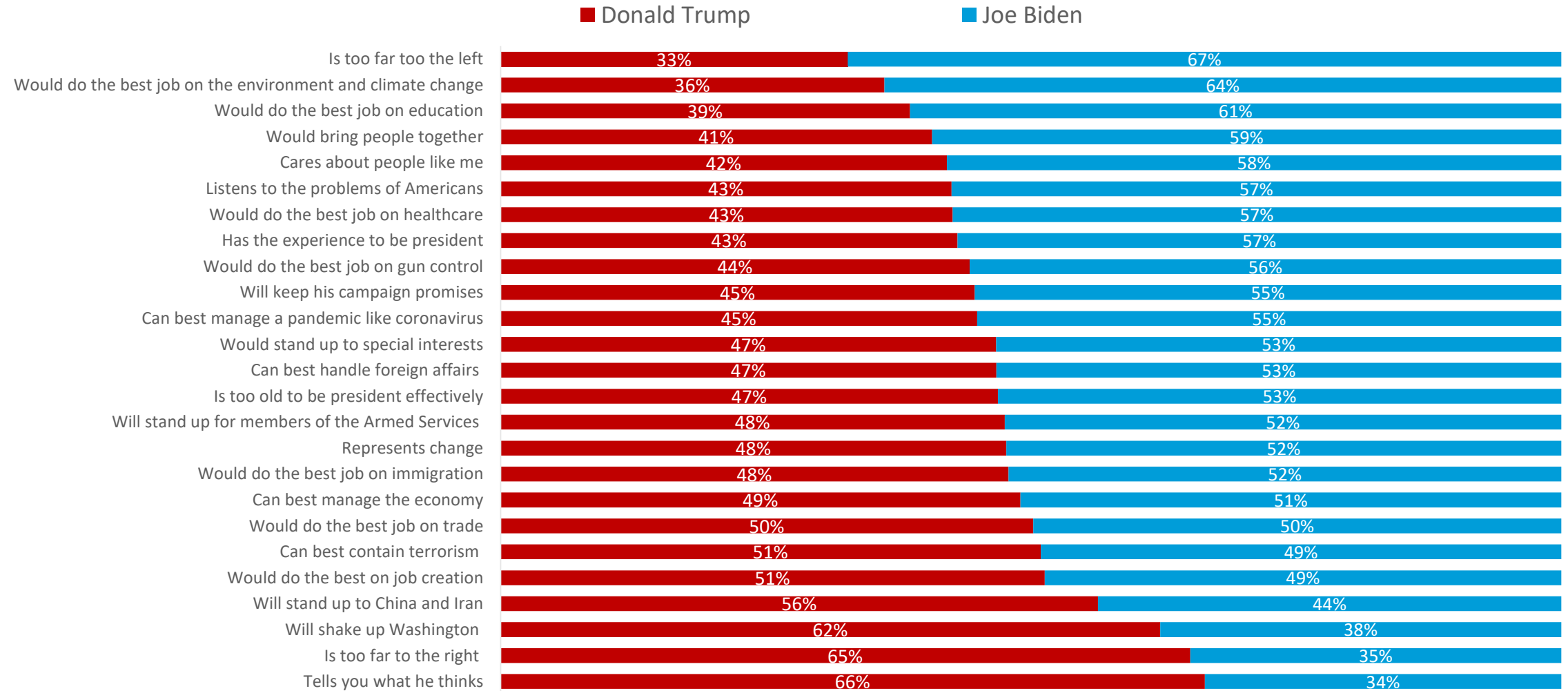
**Which of these possible candidates should Joe Biden pick as his Vice-Presidential running mate?**





# BIDEN BEATS TRUMP ON A VARIETY OF ISSUES, WHILE TRUMP WINS ON STANDING UP TO CHINA AND IRAN AND SHAKING UP WASHINGTON

Does this apply more to . . . .



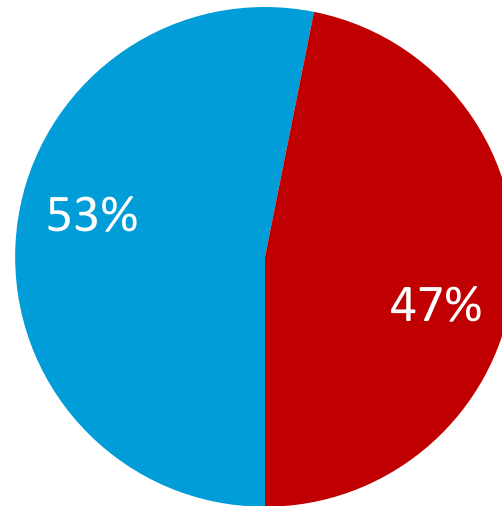
BASE: Registered Voters; Split Sample (n=1322-1359)

HORSE3B: Now I will read you some words or phrases and ask you to select who they apply to most. Does this apply more to . . .

# AG BARR RUSSIA PROBE

# A SLIGHT MAJORITY OF VOTERS BELIEVE THE STEELE DOSSIER WAS REAL IN ITS FINDINGS

**Do you think that the Steele dossier, with its accusations of Trump's relationships to Moscow, was real in its findings of Trump colluding with the Russians or was the Steele dossier just campaign opposition research documents fueled by a Russian disinform**



■ Steele dossier was real in its findings

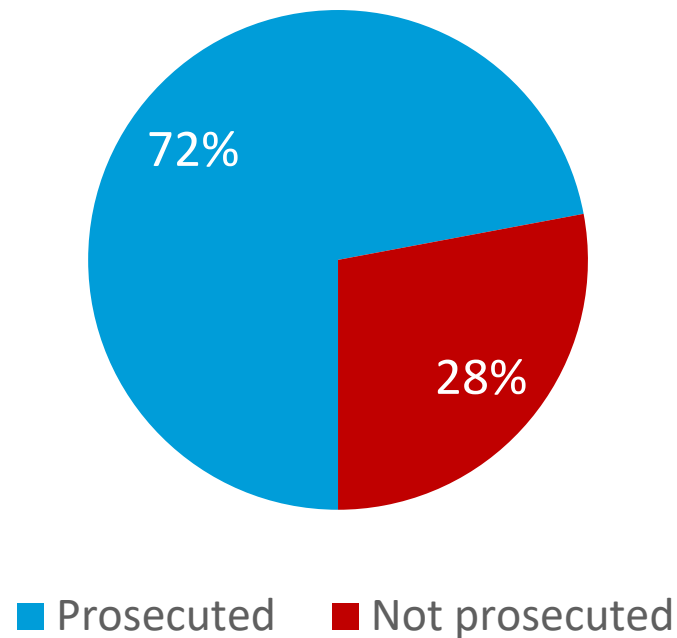
■ Steele dossier was fueled by Russian disinformation

BASE: Registered Voters (n=2394)

AG1. Do you think that the Steele dossier, with its accusations of Trump's relationships to Moscow, was real in its findings of Trump colluding with the Russians or was the Steele dossier just campaign opposition research documents fueled by a Russian disinformation campaign?

# IF IT'S SHOWN THAT OFFICIALS WITHHELD EVIDENCE THAT WOULD HAVE CLEARED THE TRUMP CAMPAIGN IN ORDER TO JUSTIFY AN INVESTIGATION, AMERICANS WANT THOSE OFFICIALS PROSECUTED

**Should former government officials be prosecuted if the investigation into the start of the Trump-Russia probe by U.S. attorney John Durham shows that officials withheld evidence clearing the Trump campaign in order to justify the start of the investigation?**



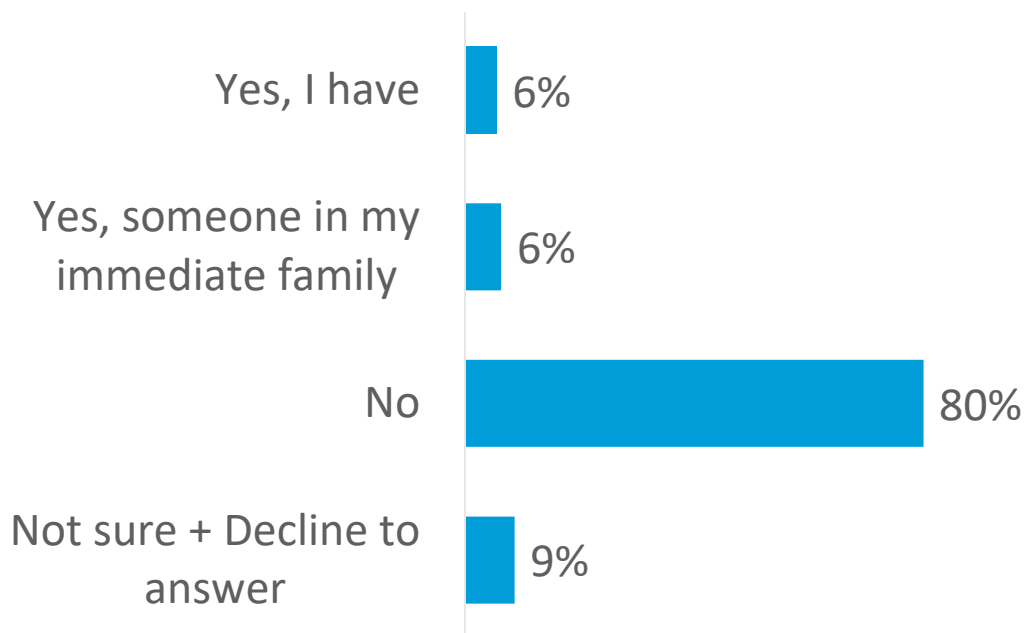
BASE: Registered Voters (n=2394)

AG2. Should former government officials be prosecuted if the investigation into the start of the Trump-Russia probe by U.S. attorney John Durham shows that officials withheld evidence clearing the Trump campaign in order to justify the start of the investigation, or not?

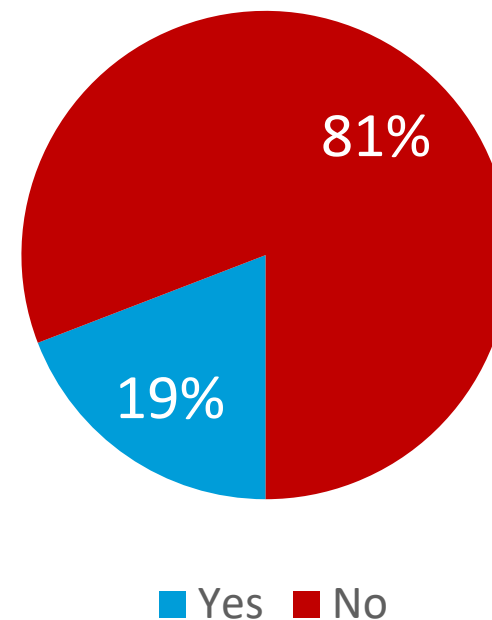
# CORONAVIRUS CRISIS

# ROUGHLY 1 IN 10 VOTERS HAVE BEEN, OR HAVE FAMILY WHO HAS BEEN, INFECTED BY CORONAVIRUS; ALMOST A FIFTH BELIEVE THEM OR THEIR FAMILY WILL GET INFECTED IN THE NEXT FEW WEEKS

**Have you or anyone in your immediate family contracted the virus?**



**Do you think you or someone in your family will get the virus in the next few weeks?**



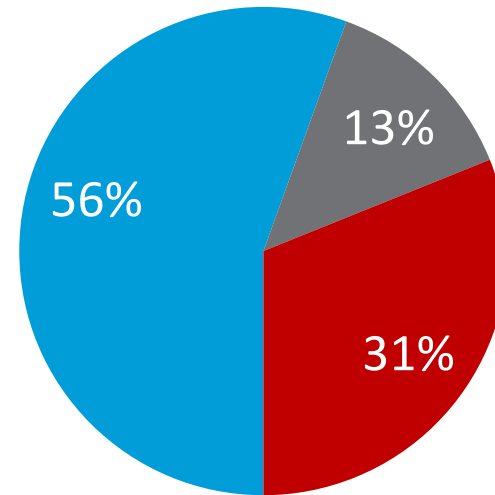
BASE: Registered Voters (n=2394)

COV032001. Now we will ask you questions about coronavirus. Have you or anyone in your immediate family contracted the virus?

COV032002: Do you think you or someone in your family will get the virus in the next few weeks?

# OVER HALF OF VOTERS BELIEVE THE MEASURES THAT HAVE BEEN TAKEN TO CONTROL THE VIRUS ARE REASONABLE, WITH ANOTHER 3 IN 10 WANTING STRICTER MEASURES

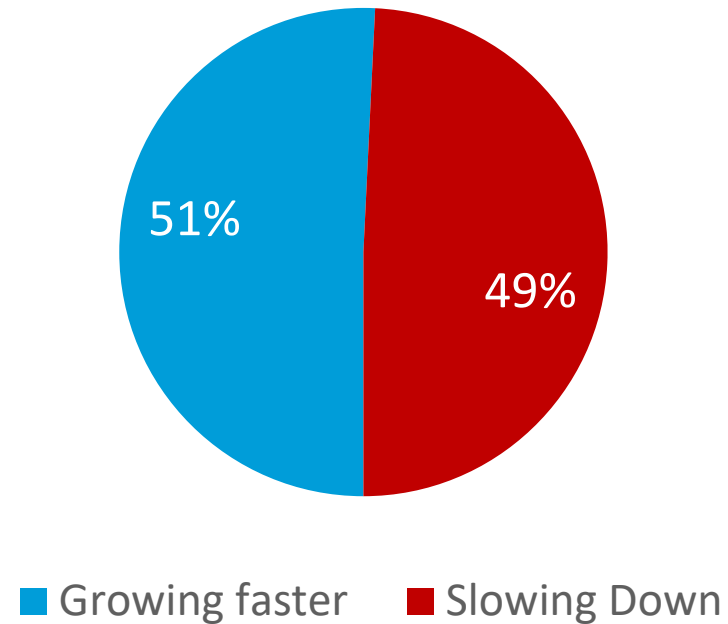
**Do you think that the measures taken to control the virus so far have been reasonable, too strict or not strict enough?**



■ Reasonable   ■ Too strict   ■ Not strict enough

# AMERICANS ARE UNSURE IF THE RATE OF CORONAVIRUS INFECTIONS IN THE US ARE GOING UP OR DOWN

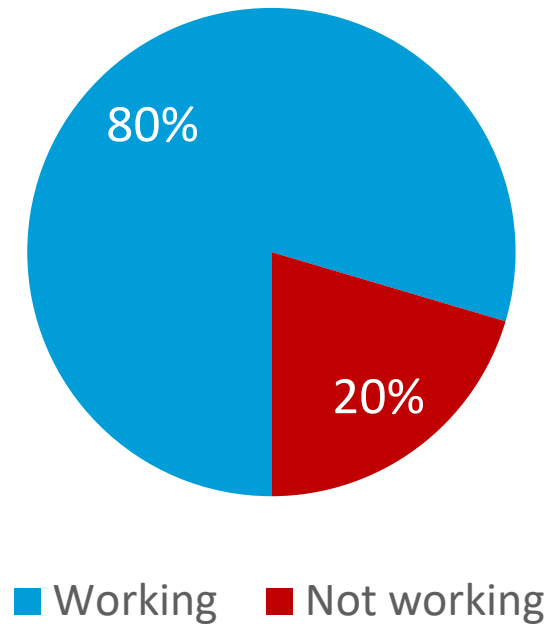
**Do you think that the rate of coronavirus infections in the US is growing faster or slowing down?**





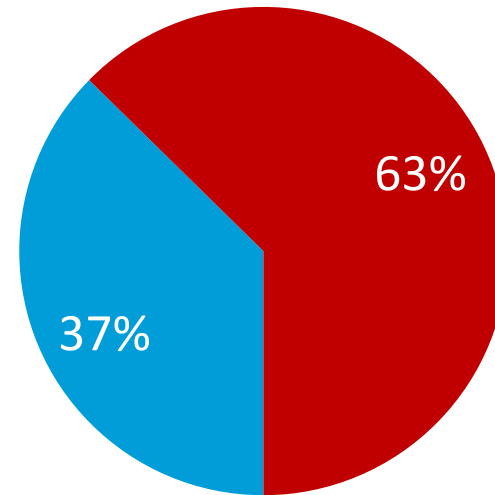
# 8 IN 10 VOTERS BELIEVE THAT SOCIAL DISTANCING MEASURES HAVE BEEN WORKING

**Do you think mitigation efforts such as the 45 days of social distancing ordered by the White House coronavirus taskforce are working or not working?**



# MEANWHILE NEARLY TWO THIRDS DO NOT THINK HOSPITALS NOW HAVE THE MATERIALS AND TECHNOLOGY NEEDED TO FIGHT CORONAVIRUS

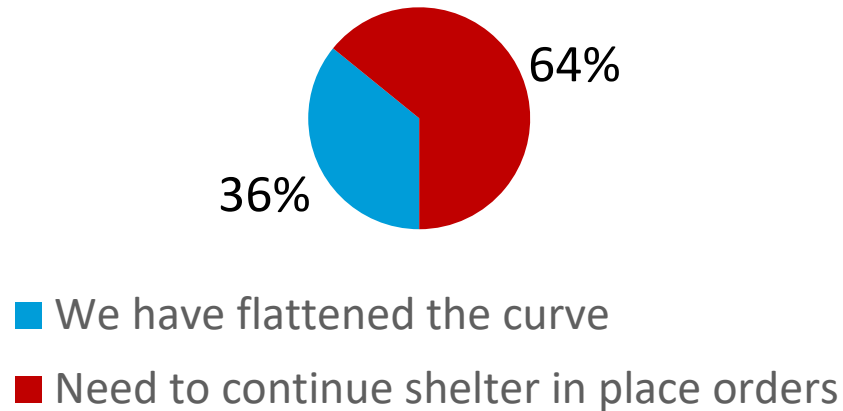
**Do you think our hospitals now have what they need to battle the coronavirus crisis or do they not yet have the materials and technology they need?**



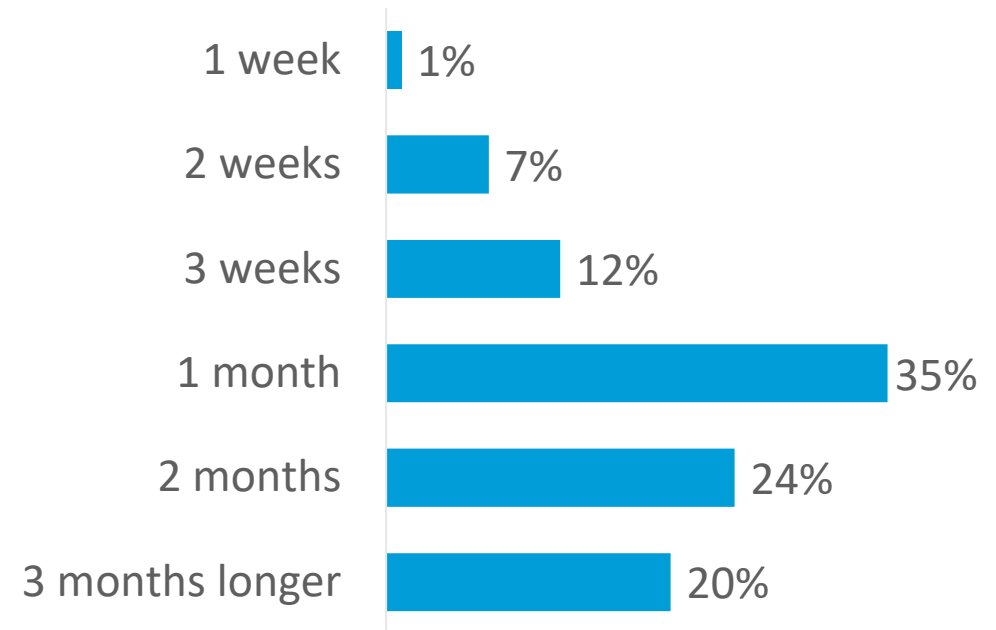
■ Have what they need    ■ Do not yet have what they need

# ALMOST TWO THIRDS OF VOTERS BELIEVE WE NEED TO CONTINUE SHELTER IN PLACE ORDERS, WITH 80% OF THOSE WANTING THEM CONTINUED FOR AT LEAST A MONTH

**Do you think we have "flattened the curve" allowing the healthcare system to handle the response to the coronavirus crisis so we can begin going back to work or do we need to continue shelter-in-place orders across the country?**



**How much longer should we continue to shelter-in-place policies?**



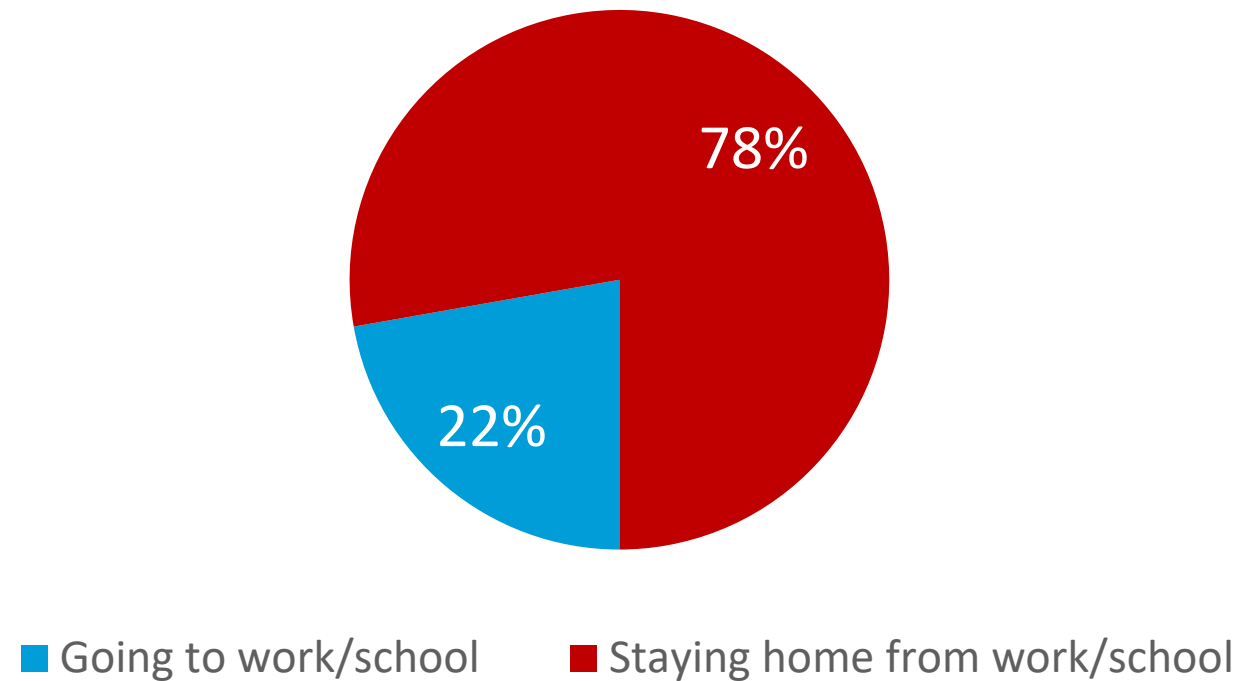
BASE: Registered Voters (n=2394); Respondents who think we need to continue shelter in place orders (n=1540)

COV042004: Do you think we have "flattened the curve" allowing the healthcare system to handle the response to the coronavirus crisis so we can begin going back to work or do we need to continue shelter-in-place orders across the country?

COV042004A: How much longer should we continue to shelter-in-place policies?

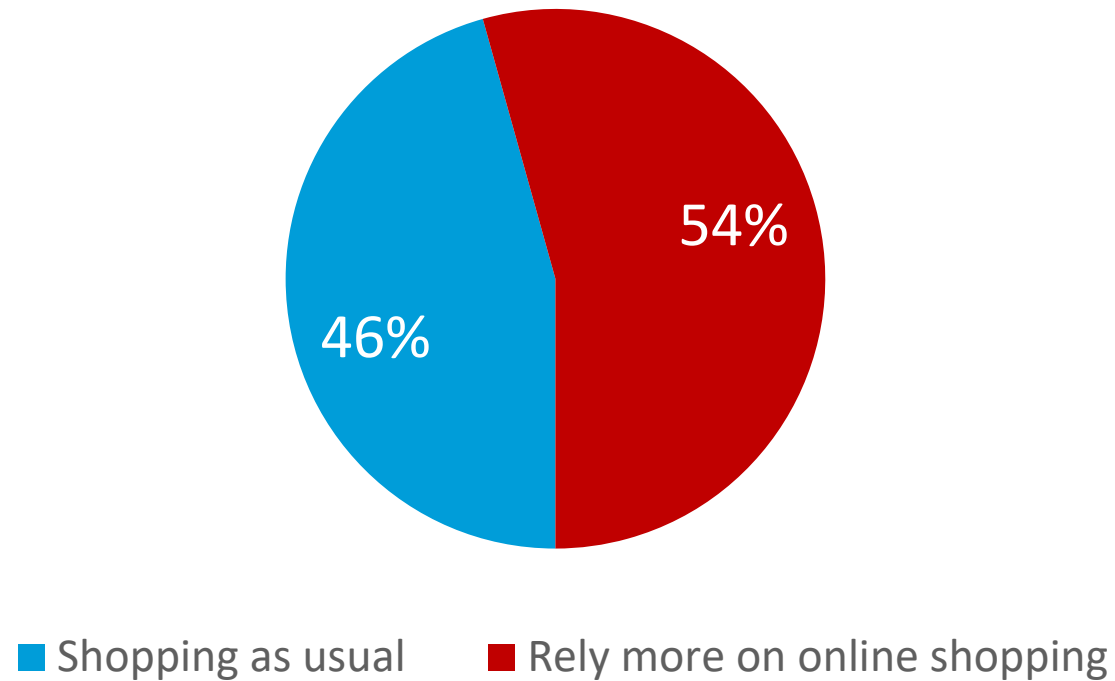
## NEARLY 8 IN 10 VOTERS ARE CURRENTLY STAYING HOME

**Are you going to work/school or staying home from work/school?**



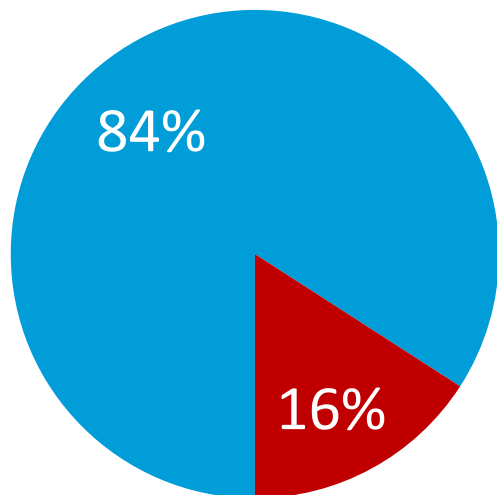
# OVER HALF OF VOTERS ARE RELYING MORE ON ONLINE SHOPPING DURING THE CORONAVIRUS PANDEMIC

**Are you shopping as usual or are you relying more on online shopping these days?**



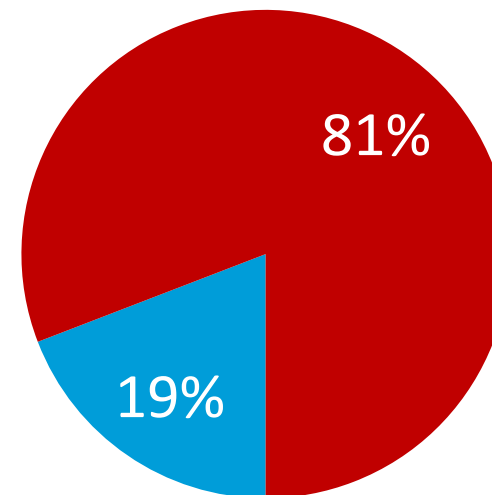
# DESPITE OVER 40% OF VOTERS SEEING REDUCED INCOME, THE VAST MAJORITY HAVE BEEN ABLE TO PAY THEIR BILLS WITHOUT NEEDING TO BORROW MONEY

**Have you been able to pay your monthly bills, including rent and mortgage so far?**



■ Yes ■ No

**Have you had to borrow money in order to pay your monthly bills?**



■ Yes ■ No

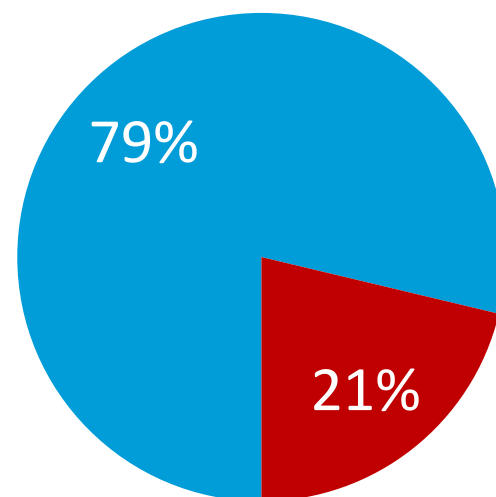
BASE: Registered Voters (n=2394)

COV032007: Have you been able to pay your monthly bills, including rent and mortgage so far?

COV042005: Have you had to borrow money in order to pay your monthly bills?

# AS AN ADDED PRECAUTION, 8 IN 10 ARE REDUCING THEIR SPENDING OVER THE NEXT MONTH

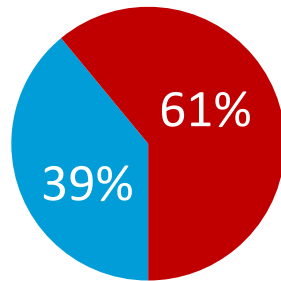
**Do you think it is important to reduce spending over the next 30 days as a precaution or is there little reason to worry?**



■ I think it is important to reduce spending as a precaution    ■ I think there is little reason to worry

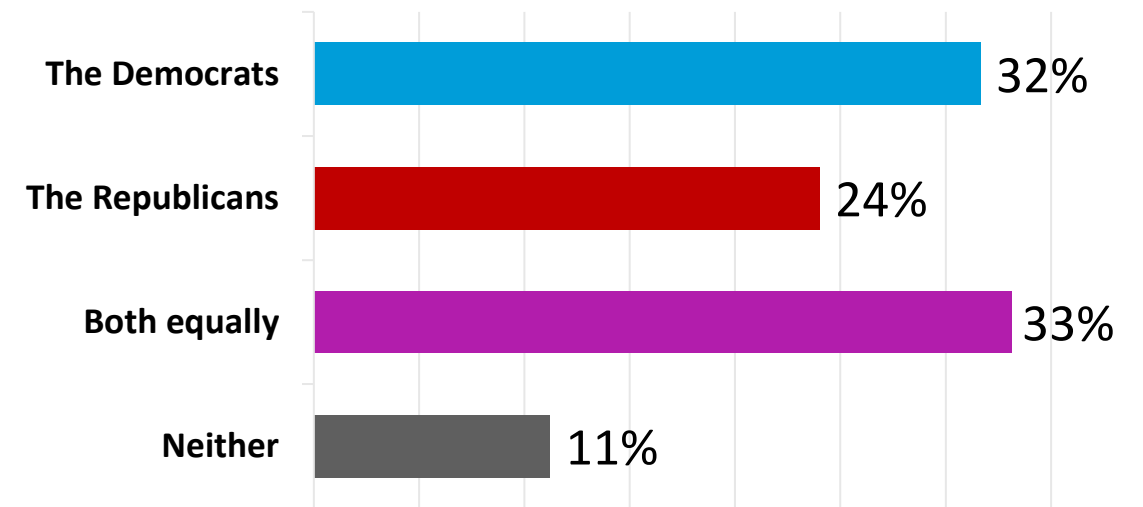
# OVER 60% OF VOTERS BELIEVE THAT POLITICAL PARTIES ARE PLAYING PARTISAN GAMES INSTEAD OF COOPERATING ; OVER A THIRD BELIEVE BOTH PARTIES ARE RESPONSIBLE FOR THE PARTISAN GAMES WITH DEMS RECEIVING MORE DIRECT BLAME THAN REPUBLICANS

**Do you think that the Democrats and the Republicans have been cooperating for the public good during this crisis or have they been playing partisan games?**



- Republicans and Democrats have been cooperating
- They have been playing partisan games

**Who do you think is playing partisan games?**

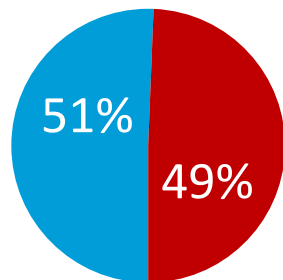


- The Democrats
- The Republicans
- Both equally
- Neither



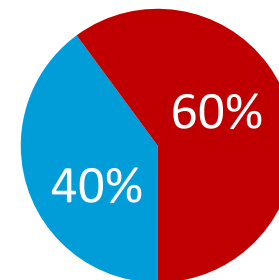
# VOTERS ARE SPLIT ON WHETHER THEY BELIEVE PRESIDENT TRUMP HAS BEEN REACHING ACROSS THE AISLE, WHILE A MAJORITY SAY SPEAKER PELOSI'S ACTIONS HAVE BEEN LARGELY PARTISAN

**Do you think that President Trump has reached across the aisle to work with Democrats or have his actions been mostly partisan?**



- President Trump has been reaching across the aisle
- His actions have been mostly partisan

**Do you think Speaker of the House Nancy Pelosi has been reaching across the aisle to work with Republicans or have her actions been mostly partisan?**



- Speaker Pelosi has been reaching across the aisle
- Her actions have been mostly partisan

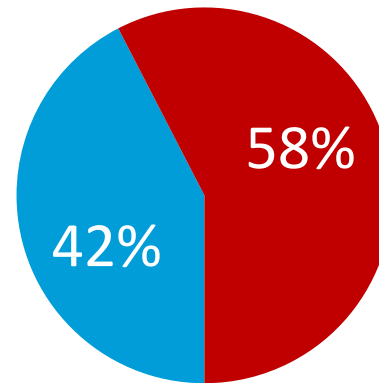
BASE: Registered Voters (n=2394)

COV032012: Do you think that President Trump has reached across the aisle to work with Democrats or have his actions been mostly partisan?

COV032013: Do you think Speaker of the House Nancy Pelosi has been reaching across the aisle to work with Republicans or have her actions been mostly partisan?

# A MAJORITY OF VOTERS WANT TO BALANCE MINIMIZING INFECTIONS WITH PRESERVING THE ECONOMY

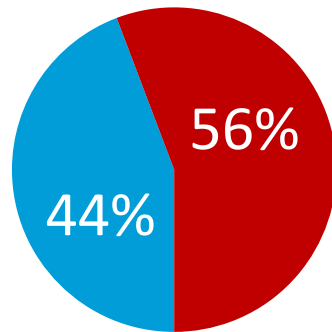
**Do you think that we should prioritize policies that minimize infections among the population or do we need to balance preventing infections with needing to preserve jobs and the economy?**



- Act only to minimize infections
- Balance stopping infections with needing to preserve jobs and the economy

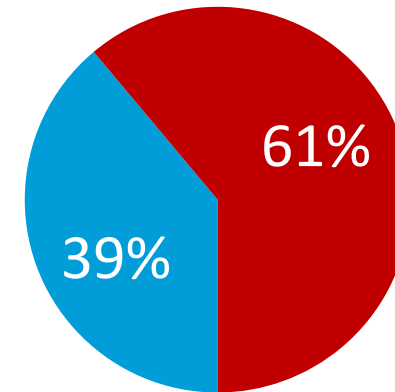
# A MAJORITY OF VOTERS BELIEVE INDIVIDUAL STATES SHOULD MAKE THEIR OWN DECISIONS ABOUT RESPONSE AND RESTRICTIONS NEEDED TO HANDLE THE PANDEMIC

**Do you think it is better to have the response to the coronavirus pandemic directed by the federal government or to have each state direct its own response?**



- Directed by the federal government
- Each state directs its own response

**Should the federal government or individual states be in charge of the decision to ease social distancing and other restrictions and reopen the U.S. economy?**



- Federal government
- Individual states

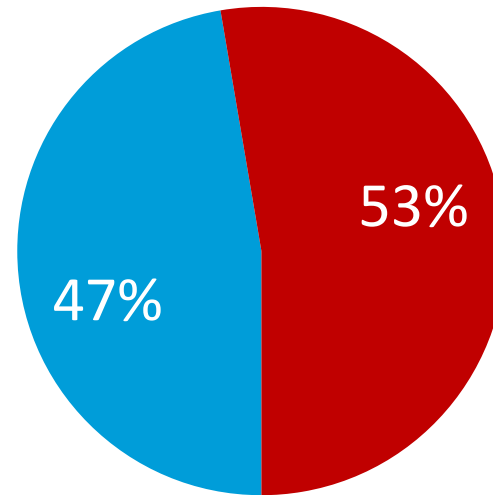
BASE: Registered Voters (n=2394)

COV042009. Do you think it is better to have the response to the coronavirus pandemic directed by the federal government or to have each state direct its own response?

COV042010. Should the federal government or individual states be in charge of the decision to ease social distancing and other restrictions and reopen the U.S. economy?

# VOTERS ARE NEARLY SPLIT IN ON WHETHER THE MEDIA HAS BEEN REPORTING CORONAVIRUS POLICIES FAIRLY OR WITH BIAS

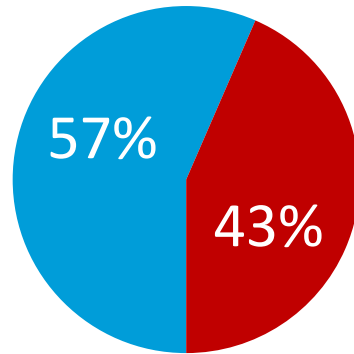
**Do you think the media is reporting on the coronavirus policies fairly or is the media biased and trying to point fingers in partisan ways?**



■ Reporting fairly      ■ Biased and trying to point fingers

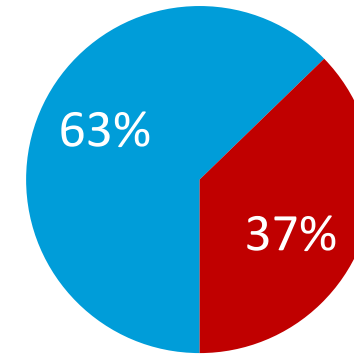
# A MAJORITY OF VOTERS BELIEVE BOTH THE NATION AND NEW YORK STATE SHOULD HAVE BEEN SHUTDOWN EARLIER

**Do you think that the national shut down should have come earlier than it did or did we really not have enough information to shut down any earlier?**



- Shut down earlier
- We did not have enough information to shut down any earlier

**Do you think public officials in New York should have shut down New York earlier or did they really not have enough information to shut down any earlier?**



- Shut down earlier
- Did not have enough information to shut down any earlier

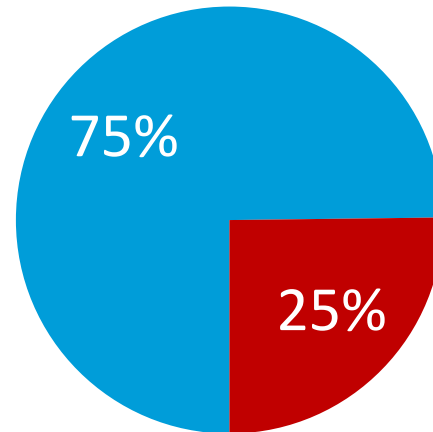
**BASE: Registered Voters (n=2394)**

COV042013. Do you think that the national shut down should have come earlier than it did or did we really not have enough information to shut down any earlier?

COV042014. Do you think public officials in New York should have shut down New York earlier or did they really not have enough information to shut down any earlier?

# AND MOST VOTERS BELIEVE A FULL SHUTDOWN OF THE UNITED STATES WAS NECESSARY TO AVOID FURTHER SPREAD OF THE VIRUS

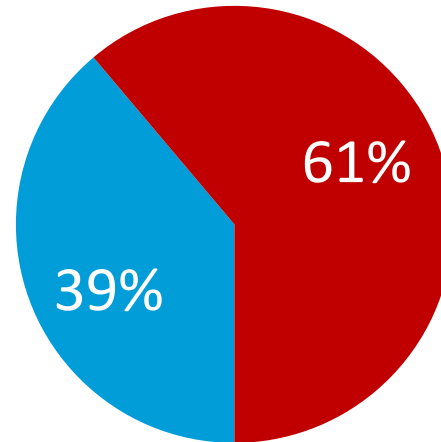
**Do you think the full shutdown of America was necessary or could we have just done masks and social distancing without a full shout down?**



- Full shut down was necessary
- Could have just done masks and social distancing without a full shutdown

# MOST VOTERS BELIEVE AMERICANS ARE COMPLYING WITH THE SHUTDOWN ORDERS IN PLACE, WHICH RESULTED IN MODELS PREDICTING FEWER CORONAVIRUS-RELATED DEATHS IN THE U.S.

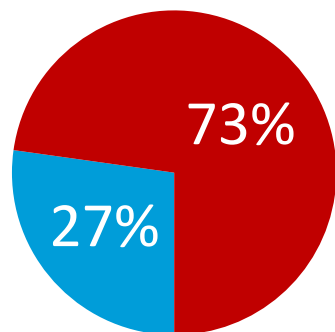
**Do you think the models predicting a million or more deaths were mostly wrong and exaggerated or did the models change to 60,000 mostly because America complied with the shutdown orders so well?**



■ Models were mostly wrong and exaggerated    ■ Americans complied with the shut down rules well

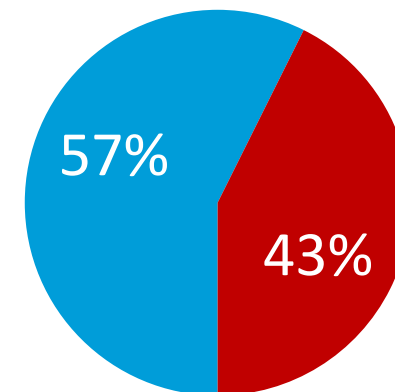
# ONLY 1 IN 4 VOTERS BELIEVE SHUTDOWN ORDERS ARE VIOLATING THEIR CONSTITUTIONAL RIGHTS, BUT ALMOST 60% SAY DRIVE-IN RELIGIOUS SERVICES SHOULD BE ALLOWED

**Do you think that the shutdown orders are violating in some cases basic constitutional rights or are these shutdown orders by governors fully legal?**



- Violating constitutional rights
- Orders are fully legal

**Should people be allowed to attend religious services in their cars in a parking lot or should such parking-lot services be prohibited?**



- Allowed
- Prohibited

BASE: Registered Voters (n=2394)

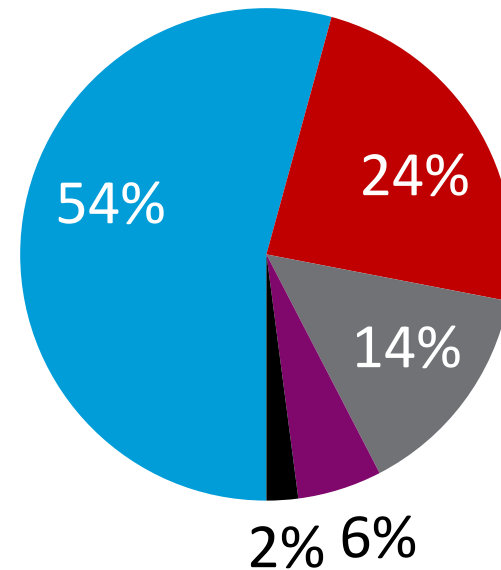
COV042017. Do you think that the shutdown orders are violating in some cases basic constitutional rights or are these shutdown orders by governors fully legal?

COV042018. Should people be allowed to attend religious services in their cars in a parking lot or should such parking-lot services be prohibited?



# NEARLY 80% OF VOTERS QUALIFY FOR THE CARES ACT STIMULUS CHECK, WITH OVER HALF WAITING FOR THEIR PAYMENT

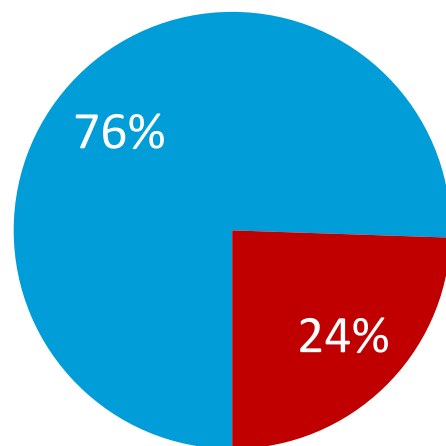
**The coronavirus stimulus bill that was passed last month is known as the CARES ACT. Have you received your CARES ACT economic assistance payment from the IRS yet, are you waiting for it, or do you not qualify?**



■ Waiting for it ■ Received it ■ Do not qualify ■ Not enough info to apply for it ■ Not aware of it

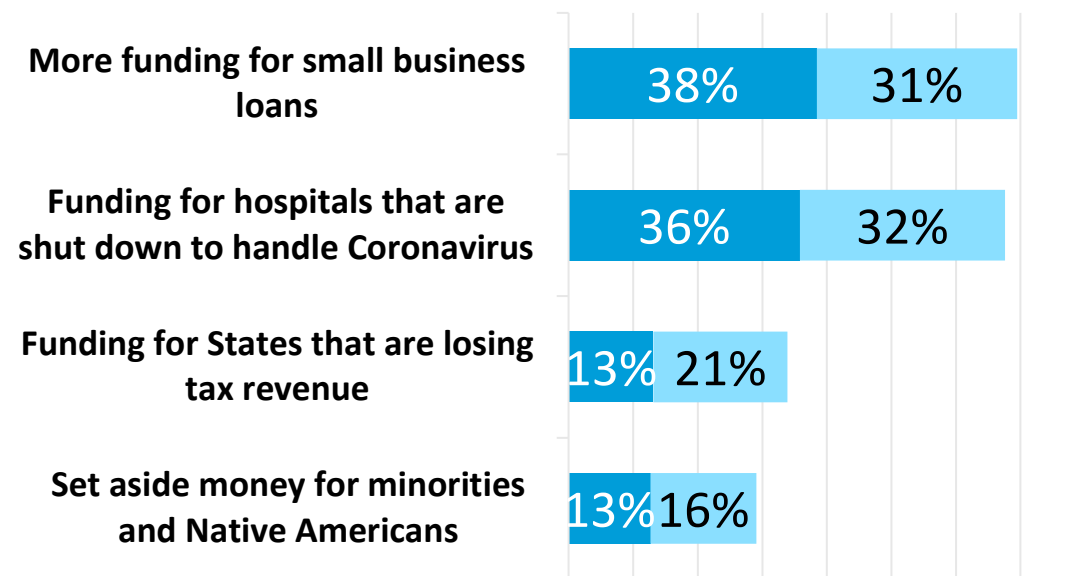
# 3 OUT OF 4 VOTERS BELIEVE TRUMP SHOULD PASS ANOTHER STIMULUS BILL – WITH THE MAJORITY BELIEVING THE BILL SHOULD HELP FUND SMALL BUSINESS LOANS AND STRUGGLING HOSPITALS

**Do you think the Trump administration and Congress should push forward another stimulus bill?**



■ Yes ■ No

**Who should the next stimulus bill focus on helping?**



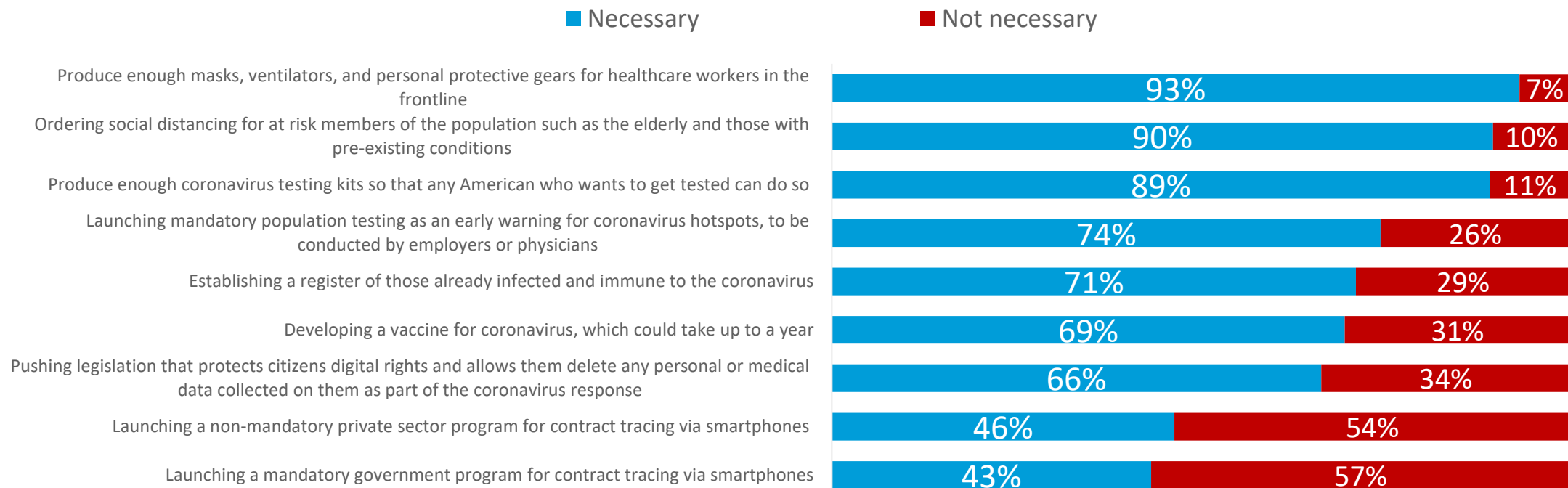
■ 1st Priority ■ 2nd Priority

BASE: Registered Voters (n=2394)

COV042009A. Do you think the Trump administration and Congress should push forward another stimulus bill?  
COV042009B. Who should the next stimulus bill focus on helping?; What would be your second priority?

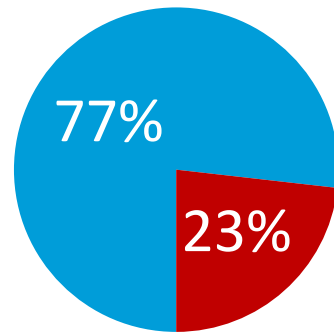
# AND NEARLY ALL VOTERS AGREE THAT SUFFICIENT PROTECTIVE MATERIALS FOR HEALTHCARE WORKERS AND SOCIAL DISTANCE ORDERS FOR AT-RISK POPULATIONS ARE NECESSARY BEFORE REOPENING THE ECONOMY

## Are each of the following steps necessary or not necessary before we reopen the economy?



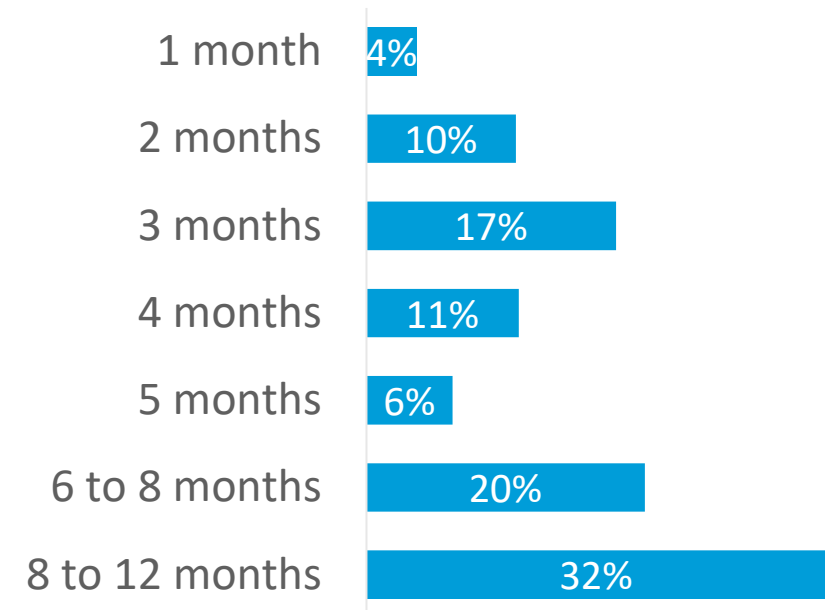
# VOTERS ARE OPTIMISTIC THE U.S. WILL OVERCOME THE CRISIS IN A REASONABLE AMOUNT OF TIME, WITH OVER HALF BELIEVING IT WILL TAKE 6-12 MONTHS TO RETURN TO NORMAL

**Are you optimistic that the United States will overcome the coronavirus crisis in a reasonable time or pessimistic that the US won't overcome this for years?**



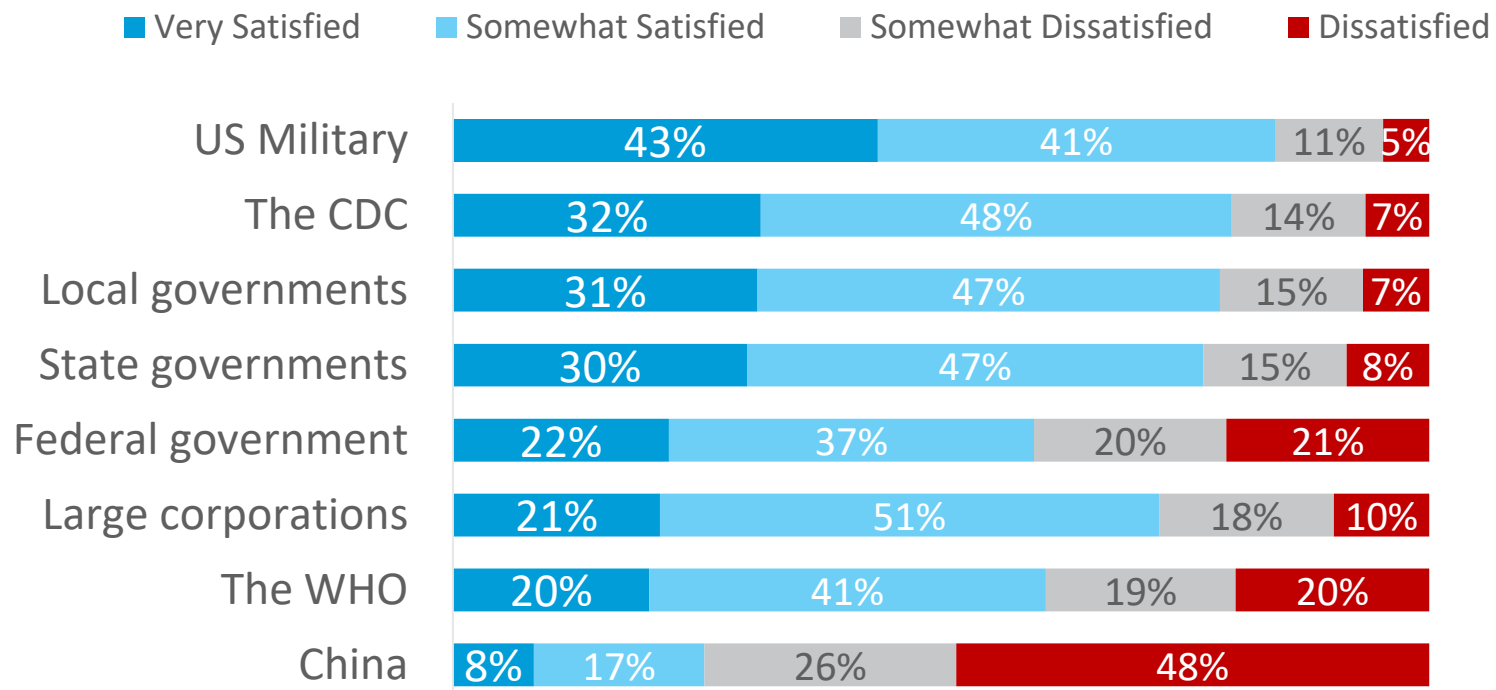
- US will overcome in a reasonable time
- US won't overcome this for years

**How long will it take before things return to the way they were before coronavirus started to spread?**



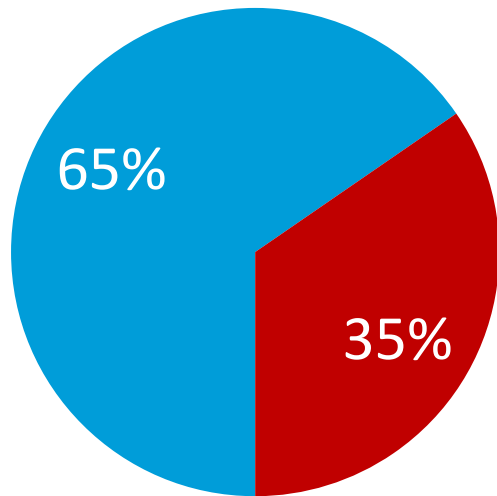
# ALMOST 85% OF VOTERS ARE SATISFIED WITH THE US MILITARY'S HANDLING OF THE PANDEMIC, FOLLOWED CLOSELY BY THE CDC – WHILE CHINA'S RESPONSE WAS LESS THAN SATISFACTORY

**How satisfied are you with the way each of the following people or entities are handling their response to the spread of the coronavirus?**



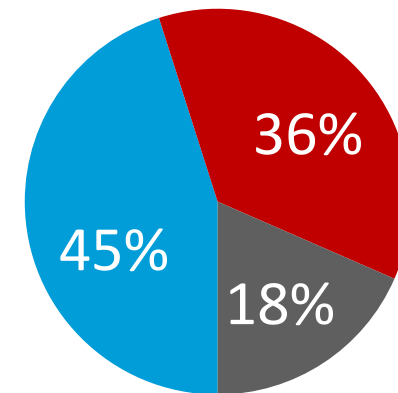
# NEARLY TWO THIRDS OF VOTERS WATCH OR HEAR ABOUT THE PRESIDENT'S DAILY BRIEFINGS; OVER 40% OF THESE VOTERS SHOW INCREASED FAVORABILITY OF THE PRESIDENT, WHILE OVER 35% HAVE A LESS FAVORABLE VIEW

**Do you watch or hear about President Trump's daily briefings?**



■ Yes ■ No

**Do the President's daily briefings make you more favorable to the president, less favorable or have no effect on you attitude towards the president?**



■ More favorable ■ Less favorable ■ No effect

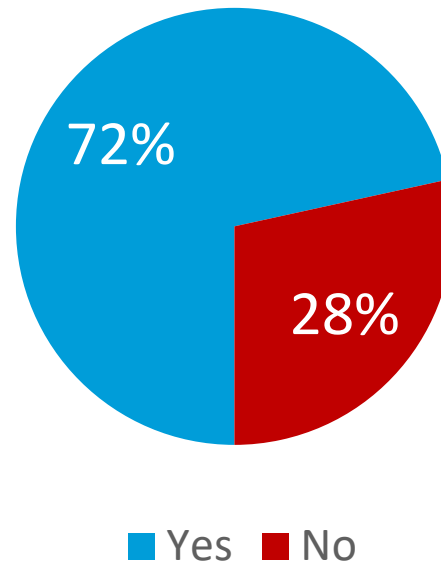
BASE: Registered Voters (n=2394); Watches or hears about daily briefings (n=1563)

COV032020: Do you watch or hear about President Trump's daily briefings?

COV032021: Do the President's daily briefings make you more favorable to the president, less favorable or have no effect on you attitude towards the president?

# NEARLY THREE-QUARTERS OF VOTERS SUPPORT THE 2020 PRESIDENTIAL ELECTION BEING CONDUCTED BY MAIL IN ALL 50 STATES

**Currently three states (Oregon, Washington, and Colorado) conduct their elections completely by mail. Would you support a decision to conduct the 2020 Presidential election entirely by mail in all 50 states?**



THANK YOU!