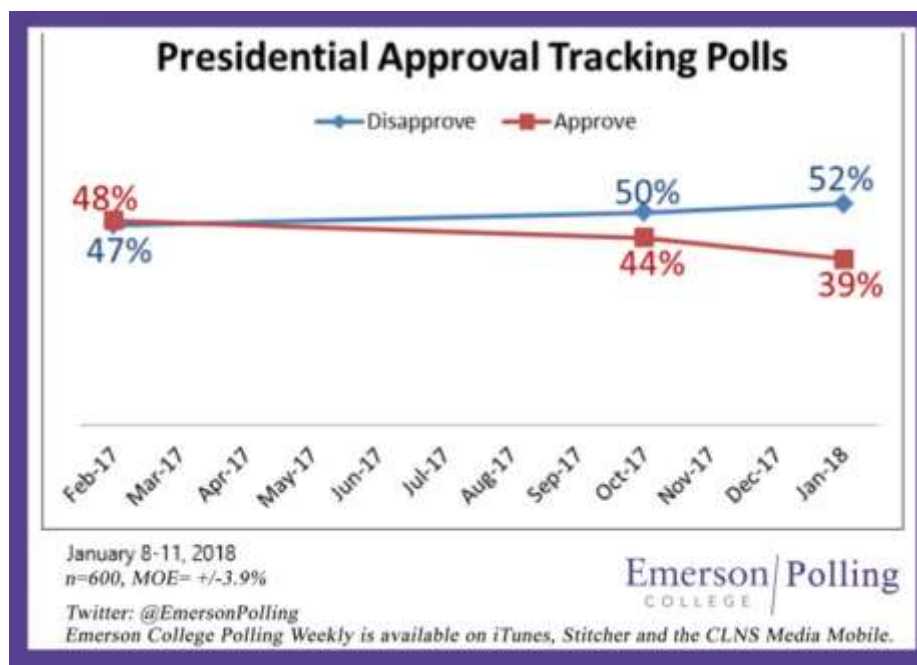


January 12, 2018
Media Contact: Peter Hall
emersonpoll@emerson.edu
617-824-3491

Emerson College ePoll: Trump Approval Drops as Voters are split among Policies and Mental Stability. Race Relations Worsen under Trump

Voters also split on whether to legalize marijuana for medical purposes only or for recreational use.

A new Emerson College ePoll finds President Trump's approval rating among registered voters slipping after one year in office to 39%, with 52% disapproving of his job performance. This is down from a February 2017 Emerson's poll where the President held a 48% approve/47% disapproval.

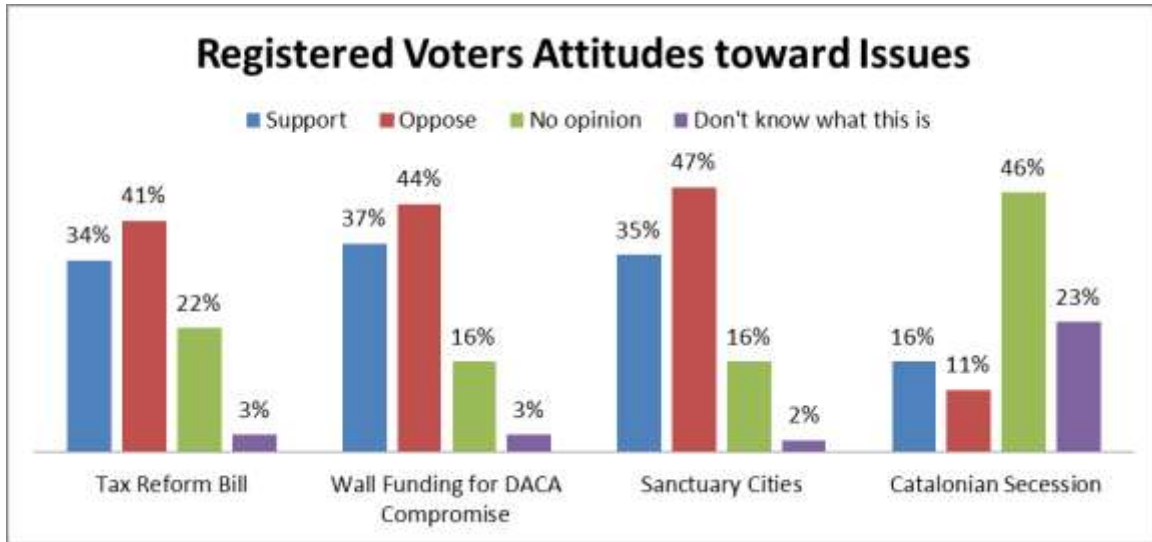


However, the drop in approval has not affected his base and their support. When voters were asked if they would change their vote if they could do it over again 12% of 2016 Trump voters said they would change their vote, while 10% of Clinton voters said the same. Within this subset of voters willing to change their vote, it breaks for Trump with 24%, with 20% breaking for Clinton. This difference is well within the subsets margin of error.

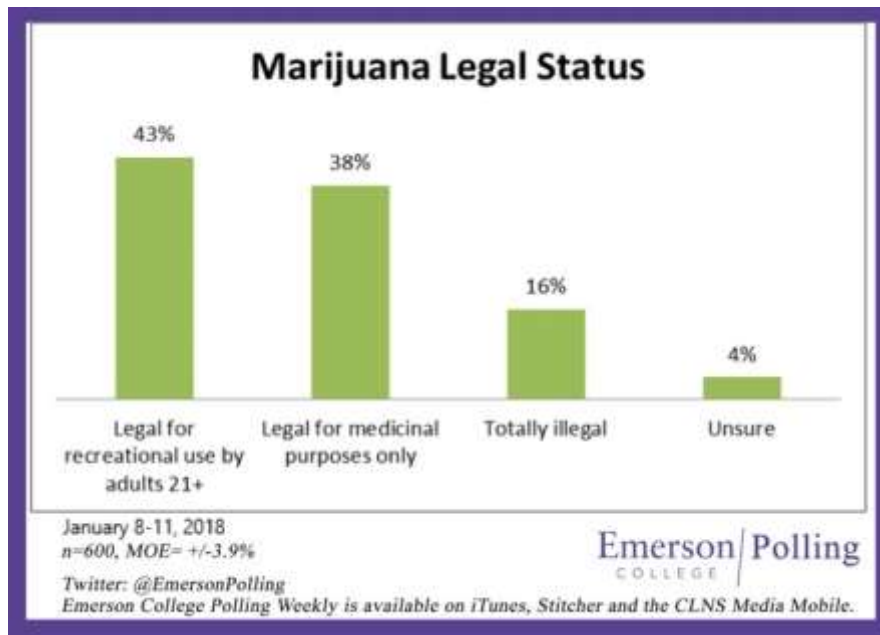
The poll looked at a series of issues including President Trump's Signature Tax plan. Overall, 41% of voters are not supportive of the tax policy that goes into effect in February, while 34% support the plan. The issue of a potential immigration compromise was explored regarding funding for the wall in exchange for approving DACA and again voters were more likely opposed to the policy 44% to 37%.

A popular issue for the President is sanctuary cities. Overall 47% oppose sanctuary cities, while 35% support. There is a clear partisan divide on the topic, with Democrats in favor of sanctuary

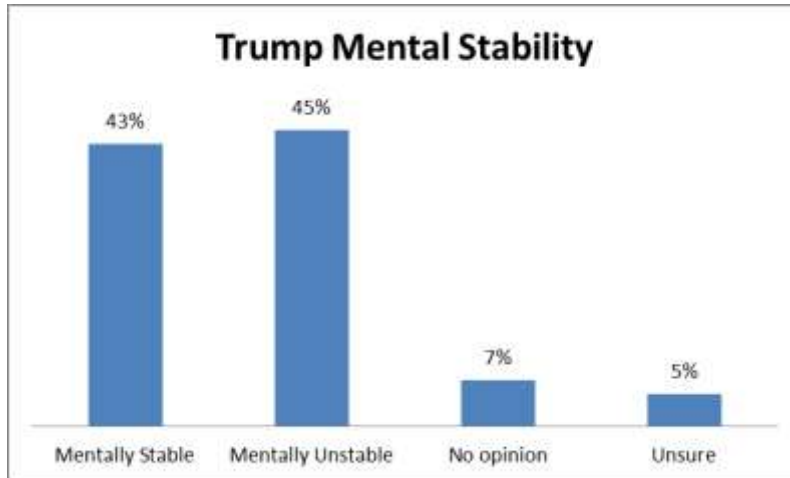
cities, 51%-30% with Republicans in opposition 63%-26%, and Independents opposed 51%-28% making it a potential wedge issue in 2018 and beyond.



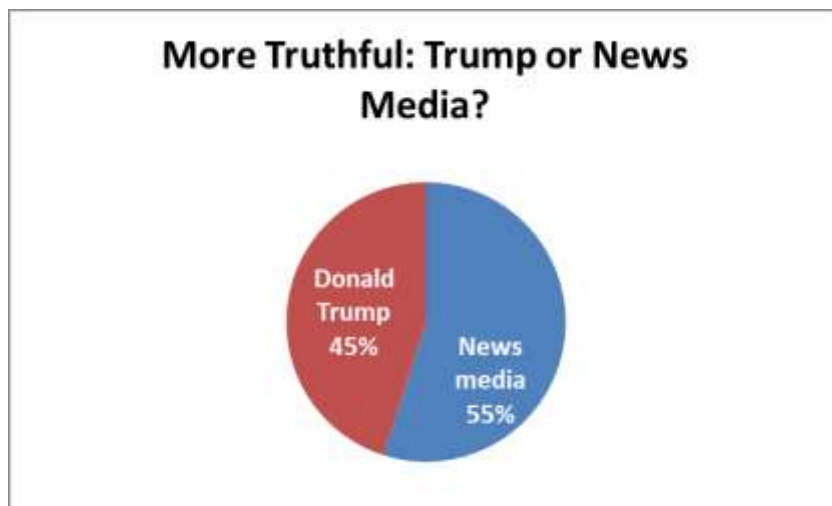
The issue of Marijuana policy found 43% supported recreational legalization while 38% supported only Medical legalization. 16% would like Marijuana to stay totally illegal.



On the issue of mental stability of the President, The results were split with 43% saying Trump was mentally stable and 45% saying he was mentally unstable.



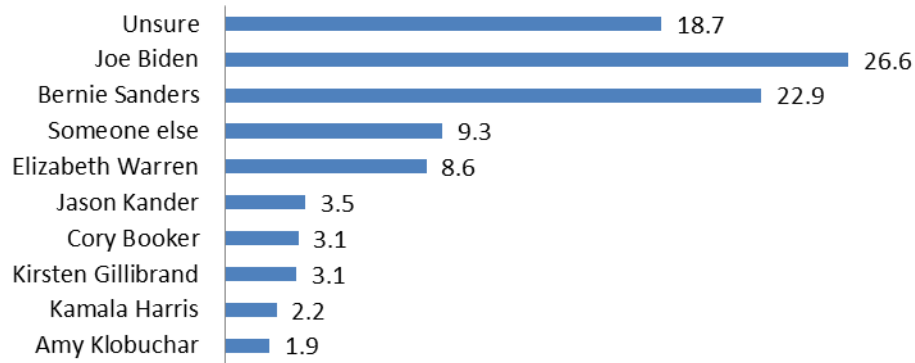
When asked who they thought was more truthful, registered voters leaned toward the news media at 55% and to the President at 45%. These results are contrary to what the findings of the Emerson poll in February 2017 which found the President was more truthful.



The Democrats appear to have an opportunity to capture the U.S. House and Senate, in a generic ballot test for the 2018 midterms, Democratic candidates are preferred (45%) and Republican Candidates (40%).

In a hypothetical 2020 Democratic primary, Joe Biden (27%) and Bernie Sanders (23%) are leading the field of candidates for their party nomination, with Elizabeth Warren in third (9%).

Thinking ahead to the 2020 Presidential primaries, for whom would you vote if the Democratic primary (Democrat Voters Onlu)



Registered voters were also asked if they thought race relations had improved or worsened in the last year, 15% said it had improved, while 51% said it had worsened. While this ratio held for Caucasians, African-Americans, and Asians - Hispanic had a different view with 36% saying things had improved and 37% saying things had worsened.

The National Emerson College poll was conducted January 8-11, 2018 under the Supervision of Professor Spencer Kimball. The sample consisted of only registered voters, n=600, with a margin of error (MOE) of +/- 3.9 percentage points. The data was weighted by 2016 vote, age, ethnicity, party affiliation and mode of data collection. It is important to remember that subsets based on gender, age, party affiliation, and education carry with them higher margins of error, as the sample size is reduced. Data was collected using both an Interactive Voice Response (IVR) system of landlines only and an online panel provided by Survey Sampling International (SSI).

Emerson College Polling Weekly is the official podcast for the Emerson College poll. The podcast is available on iTunes, Stitcher and the CLNS Media Mobile App. Visit our website at <http://www.emersoncollegetollingsociety.com>.

Follow us on Twitter @EmersonPolling.

Survey Instrument

Universe- Registered Voters, nationally

1. To start, can you please tell me your gender?

Press 1 for male

Press 2 for female

2. Do you approve or disapprove of the way Donald Trump is handling his job as president?

Press 1 for approve

Press 2 for disapprove

Press 3 if you are neutral or have no opinion

3. If you are registered to vote, what is your political party affiliation, if any?

Press 1 for Democrat (Q4)

Press 2 for Republican (Q5)

Press 3 for Independent or Other (Q6)

Press 4 if you are not registered to vote. (end)

(For question 4 online, randomize choices 1-8 below)

4. Thinking ahead to the 2020 Presidential primaries, for whom would you vote if the Democratic primary in your state were held today?

Press 1 for Joe Biden

Press 2 for Cory Booker

Press 3 for Kirsten Gillibrand

Press 4 for Kamala Harris

Press 5 for Jason Kander

Press 6 for Amy Klobuchar

Press 7 for Bernie Sanders

Press 8 for Elizabeth Warren

Press 9 for someone else

Press 0 if you are unsure

Press * to repeat the answer choices

(everybody goes to 6)

5. Thinking ahead to the 2020 Presidential primaries, for whom would you vote if the Republican primary in your state were held today?

Press 1 for Donald Trump

Press 2 for someone else

Press 3 if you are unsure

6. If the 2018 midterm elections were held today, would you vote or lean towards voting for the Democratic or Republican candidate for Congress?

Press 1 for the Democratic candidate

Press 2 for the Republican candidate

Press 3 if you are unsure

7. How excited are you to vote in the 2018 midterm elections?

Press 1 for very excited

Press 2 for somewhat excited

Press 3 for not too excited
Press 4 for not at all excited
Press 5 if you are unsure

8. For whom did you vote in the 2016 Presidential election?

Press 1 for Donald Trump
Press 2 for Hillary Clinton
Press 3 for someone else
Press 4 if you did not vote

9. If given the opportunity, would you change the way you voted in 2016?

Press 1 for yes (Q10)
Press 2 for no (Q11)

10. If given the opportunity to change the way you voted in 2016, what would you do?

Press 1 if you would change your vote to Donald Trump
Press 2 if you would change your vote to Hillary Clinton
Press 3 if you would change your vote to someone else
Press 4 if you would not vote

11. Who do you believe is more truthful: Donald Trump, or the news media?

Press 1 for Donald Trump
Press 2 for the news media

12. Do you support or oppose the tax reform bill recently passed by Congress and signed into law by President Trump?

Press 1 for support
Press 2 for oppose
Press 3 if you have no opinion
Press 4 if you don't know what this is

13. Would you support or oppose a compromise in which a wall on the U.S.-Mexico border is funded in exchange for legislation establishing a path to citizenship for DACA recipients, also known as DREAMers?

Press 1 for support
Press 2 for oppose
Press 3 if you have no opinion
Press 4 if you don't know what this means

14. Do you support or oppose allowing undocumented immigrants to stay in your state through "sanctuary city" legislation?

Press 1 for support
Press 2 for oppose
Press 3 if you have no opinion
Press 4 if you don't know what this means

(For question 15 online randomize options 1-3)

15. Do you believe that marijuana should be legal for recreational use by adults age 21 and over, legal for medicinal purposes only, or totally illegal?

Press 1 for legal for recreational use by adults age 21 and over

Press 2 for legal for medicinal purposes only
Press 3 for totally illegal
Press 4 if you are unsure

16. Would you say that race relations have improved or worsened in the last year, or has there been no difference?

Press 1 for improved
Press 2 for worsened
Press 3 for no difference
Press 4 if you are unsure

17. There is a region of Spain called Catalonia. Do you support or oppose Catalonia seceding from Spain?

Press 1 if you support Catalonia secession
Press 2 if you oppose Catalonia seceding from Spain
Press 3 if you have no opinion
Press 4 if you have not heard about this
Press 5 if you are unsure

18. Do you think President Trump is a mentally stable person, or do you think he is a mentally unstable person?

Press 1 for mentally stable
Press 2 for mentally unstable
Press 3 for if you have no opinion
Press 4 for if you are unsure

19. For statistical purposes only, can you please tell me your ethnicity?

Press 1 for Hispanic or Latino of any race
Press 2 for White or Caucasian
Press 3 for Black or African American
Press 4 for Asian or Indian American
Press 5 for other or multiple races

20. What is your age range?

Press 1 for 18-34 years
Press 2 for 35-54 years
Press 3 for 55-74 years
Press 4 for 75 or more years

21. What is the highest level of education you have attained?

Press 1 for high school or less
Press 2 for some college
Press 3 for college graduate
Press 4 for postgrad or higher

22. Region/state question- Please add a drop down for each state and DC