




CNBC - Change Research "State of Play" Survey National Likely Voters May 1-3, 2020		Respondents
Sample Size (Weighted)	MOE ±2.54% for full sample	1489
Do you plan to vote in the November election for President and other state and local offices?	Yes, definitely	98
	Yes, probably	2
	Maybe (50-50)	0
	No, probably not	0
	No, definitely not	0
How would you rate the current state of:		
	The U.S. economy	
	Excellent	6
	Good	19
	Not so good	42
	Poor	33
	The economy in your state	
	Excellent	6
	Good	29
	Not so good	43
	Poor	21
	Your personal finances	
	Excellent	12
	Good	51
	Not so good	28
	Poor	9
	The stock market	
	Excellent	6
	Good	26
	Not so good	45
	Poor	23
	Your savings	
	Excellent	12
	Good	41
	Not so good	30
	Poor	18
	The U.S. job market	
	Excellent	5
	Good	21
	Not so good	45
	Poor	29

CNBC - Change Research "State of Play" Survey National Likely Voters May 1-3, 2020		Respondents
The job market in your state	Excellent	6
	Good	28
	Not so good	44
	Poor	23
Your own job security	Excellent	26
	Good	40
	Not so good	18
	Poor	17
The cost of living	Excellent	3
	Good	30
	Not so good	41
	Poor	25
The global economy	Excellent	3
	Good	15
	Not so good	56
	Poor	26
Your freedom to move around	Excellent	15
	Good	35
	Not so good	30
	Poor	20
The federal debt	Excellent	3
	Good	6
	Not so good	28
	Poor	63
Looking ahead to the next year, how do you feel about each of the following:		
The U.S. economy	Very confident and optimistic	15
	Somewhat confident and optimistic	22
	Somewhat worried and uncertain	29
	Very worried and uncertain	34
Your personal finances	Very confident and optimistic	16

CNBC - Change Research "State of Play" Survey National Likely Voters May 1-3, 2020		Respondents
	Somewhat confident and optimistic	38
	Somewhat worried and uncertain	31
	Very worried and uncertain	15
Your wages rising	Very confident and optimistic	13
	Somewhat confident and optimistic	30
	Somewhat worried and uncertain	29
	Very worried and uncertain	28
Your healthcare costs	Very confident and optimistic	10
	Somewhat confident and optimistic	27
	Somewhat worried and uncertain	30
	Very worried and uncertain	33
Your own job security	Very confident and optimistic	30
	Somewhat confident and optimistic	31
	Somewhat worried and uncertain	23
	Very worried and uncertain	16
The global economy	Very confident and optimistic	5
	Somewhat confident and optimistic	22
	Somewhat worried and uncertain	44
	Very worried and uncertain	29
The cost of living	Very confident and optimistic	6
	Somewhat confident and optimistic	25
	Somewhat worried and uncertain	36
	Very worried and uncertain	33
The unemployment rate	Very confident and optimistic	10

CNBC - Change Research "State of Play" Survey National Likely Voters May 1-3, 2020		Respondents
	Somewhat confident and optimistic	20
	Somewhat worried and uncertain	30
	Very worried and uncertain	40
Do you think the economy is in a recession, or not?	Yes, definitely	36
	Yes, probably	36
	No, probably not	21
	No, definitely not	3
	Not sure	5
If there is a recession, do you think it will be worse than the Great Recession that started in 2008, not as bad, or about the same?	Worse	50
	About the same	24
	Not as bad	25
How favorable are your feelings about each of the following people and organizations?		
	Donald Trump	
	Very favorable	35
	Somewhat favorable	8
	Neutral	2
	Somewhat unfavorable	2
	Very unfavorable	52
	Never heard of them	1
	Total Favorable	43
	Total Unfavorable	54
	Net Favorable	-11
	Bernie Sanders	
	Very favorable	18
	Somewhat favorable	17
	Neutral	13
	Somewhat unfavorable	8
	Very unfavorable	43
	Never heard of them	2
	Total Favorable	34
	Total Unfavorable	51
	Net Favorable	-16
	Joe Biden	
	Very favorable	19

CNBC - Change Research "State of Play" Survey
National Likely Voters
May 1-3, 2020



Respondents


	Somewhat favorable	17
	Neutral	10
	Somewhat unfavorable	10
	Very unfavorable	44
	Never heard of them	1
	Total Favorable	36
	Total Unfavorable	53
	Net Favorable	-18
The Federal Reserve	Very favorable	5
	Somewhat favorable	16
	Neutral	39
	Somewhat unfavorable	21
	Very unfavorable	19
	Never heard of them	0
	Total Favorable	22
	Total Unfavorable	39
	Net Favorable	-18
Wall Street banks	Very favorable	3
	Somewhat favorable	7
	Neutral	24
	Somewhat unfavorable	24
	Very unfavorable	40
	Never heard of them	1
	Total Favorable	10
	Total Unfavorable	64
	Net Favorable	-54
Socialism	Very favorable	12
	Somewhat favorable	18
	Neutral	17
	Somewhat unfavorable	7
	Very unfavorable	45
	Never heard of them	2
	Total Favorable	30
	Total Unfavorable	51


CNBC - Change Research "State of Play" Survey
National Likely Voters
May 1-3, 2020




Respondents


	Net Favorable	-21
Capitalism	Very favorable	32
	Somewhat favorable	18
	Neutral	15
	Somewhat unfavorable	17
	Very unfavorable	18
	Never heard of them	0
	Total Favorable	50
	Total Unfavorable	35
	Net Favorable	16
Your bank	Very favorable	21
	Somewhat favorable	28
	Neutral	37
	Somewhat unfavorable	10
	Very unfavorable	4
	Never heard of them	0
	Total Favorable	49
	Total Unfavorable	14
	Net Favorable	35
Pharmaceutical drug companies	Very favorable	4
	Somewhat favorable	7
	Neutral	13
	Somewhat unfavorable	26
	Very unfavorable	49
	Never heard of them	1
	Total Favorable	11
	Total Unfavorable	75
	Net Favorable	-64
CEOs of Fortune 500 companies	Very favorable	4
	Somewhat favorable	9
	Neutral	24
	Somewhat unfavorable	18
	Very unfavorable	42
	Never heard of them	2

CNBC - Change Research "State of Play" Survey National Likely Voters May 1-3, 2020		Respondents
	Total Favorable	13
	Total Unfavorable	61
	Net Favorable	-48
Small business owners	Very favorable	52
	Somewhat favorable	27
	Neutral	13
	Somewhat unfavorable	4
	Very unfavorable	3
	Never heard of them	0
	Total Favorable	79
	Total Unfavorable	7
	Net Favorable	72
The U.S. health care system	Very favorable	6
	Somewhat favorable	15
	Neutral	16
	Somewhat unfavorable	24
	Very unfavorable	39
	Never heard of them	0
	Total Favorable	22
	Total Unfavorable	63
	Net Favorable	-41
In general, how would you rate the job that Donald Trump is doing as President?	Strongly approve	36
	Somewhat approve	9
	Somewhat disapprove	3
	Strongly disapprove	51
	Total Approve	46
	Total Disapprove	54
If the election for President were held today and the candidates were the following, who would you vote for?	Joe Biden, the Democrat	46
	Donald Trump, the Republican	44
	A third party candidate	6
	Not sure	4


CNBC - Change Research "State of Play" Survey National Likely Voters May 1-3, 2020		Respondents
[UNDECIDEDS ONLY] If you had to choose, who would you vote for?	Joe Biden, the Democrat	27
	A third party candidate	9
	Donald Trump, the Republican	7
	Not sure	55
	Would not vote	3
Allocated Biden v. Trump Ballot:	Joe Biden, the Democrat	47
	Donald Trump, the Republican	44
	A third party candidate	6
	Not sure	2
	Would not vote	0
How serious are your concerns about the coronavirus disease?	Very serious concerns	47
	Somewhat serious concerns	24
	Minor concerns	21
	No concerns at all	8
Thinking about the impact of the coronavirus, do you think:	Things are starting to get better	37
	Things are still getting worse	44
	Not sure	18
Do you personally know anyone who has been diagnosed with the coronavirus, or not? Select all that apply.	Yes, me personally	3
	Yes, a family member	11
	Yes, a close friend	16
	Yes, a coworker	10
	Yes, a member of my local community	26
	None of the above	52
What steps are you currently taking in response to the coronavirus? Select all that apply.	Taking precautions like handwashing	89
	Engaging in "social distancing"	85
	Avoiding crowds	81
	Not going to restaurants and bars	78
	Wearing a face mask in public	71
	Sheltering at home	69
	Cancelling trips	54
	Purchasing medical supplies (medicine, sanitizer, masks)	41

CNBC - Change Research "State of Play" Survey National Likely Voters May 1-3, 2020		Respondents
	Storing food	35
	Working from home	31
Thinking about the impact of the coronavirus, are you currently experiencing any of the following? Select all that apply.	Low inventory at stores and online	79
	Increased prices for supplies at stores and online	61
	School closures	49
	A decrease in the value of my investments	45
	Spent money I was saving	35
	Fewer hours at work	28
	Gone into debt	12
If you lost your source of income, for how much longer could you afford food, housing, and other essential goods?	A week or less	10
	Less than a month	19
	1 or 2 months	28
	3 to 5 months	16
	6 months or more	27
Have you or someone in your household lost wages or had your salary cut as a result of the coronavirus outbreak? Select all that apply.	Yes, me personally	27
	Yes, someone in my household	26
	No	55
	Me/Household Lost Wages	45
Have you or someone in your household lost your job or been furloughed as a result of the coronavirus outbreak? Select all that apply.	Yes, me personally	20
	Yes, someone in my household	20
	No	65
	Me/Household Lost Job	35
[IF PERSONALLY LOST JOB/BEEN FURLOUGHED] Will you be able to return to that job when the coronavirus outbreak is under control and people are allowed to return to regular economic activity?	Yes, definitely	35
	Yes, probably	23
	Maybe (50-50 chance)	28
	No, probably not	6
	No, definitely not	9


CNBC - Change Research "State of Play" Survey National Likely Voters May 1-3, 2020		Respondents
[IF PERSONALLY LOST JOB/BEEN FURLOUGHED] Have you been able to apply for unemployment insurance benefits?	Yes, I have successfully applied.	39
	No, I have not been able to successfully apply.	39
	I am not eligible for unemployment benefits.	22
How would you rate the response of each of the following people and groups to the coronavirus?		
	Your employer	
	Strongly approve	39
	Somewhat approve	40
	Somewhat disapprove	14
	Strongly disapprove	8
	Doctors and medical professionals	
	Strongly approve	66
	Somewhat approve	26
	Somewhat disapprove	6
	Strongly disapprove	2
	Your state and local government	
	Strongly approve	31
	Somewhat approve	31
	Somewhat disapprove	15
	Strongly disapprove	23
	The federal government	
	Strongly approve	12
	Somewhat approve	25
	Somewhat disapprove	24
	Strongly disapprove	39
	President Trump	
	Strongly approve	34
	Somewhat approve	10
	Somewhat disapprove	6
	Strongly disapprove	50
	The U.S. Congress	
	Strongly approve	5
	Somewhat approve	25
	Somewhat disapprove	31
	Strongly disapprove	39
	Dr. Anthony Fauci	
	Strongly approve	46
	Somewhat approve	25
	Somewhat disapprove	14


CNBC - Change Research "State of Play" Survey National Likely Voters May 1-3, 2020		Respondents
	Strongly disapprove	15
New York Governor Andrew Cuomo	Strongly approve	39
	Somewhat approve	19
	Somewhat disapprove	14
	Strongly disapprove	28
Dr. Deborah Birx	Strongly approve	15
	Somewhat approve	47
	Somewhat disapprove	27
	Strongly disapprove	11
Has the U.S. government response to the coronavirus outbreak been:	Too aggressive	19
	Just right	21
	Not aggressive enough	57
	Not sure	3
Has your state government's response to the coronavirus outbreak been:	Too aggressive	26
	Just right	46
	Not aggressive enough	26
	Not sure	2
Thinking about the impact of the coronavirus, how serious are your concerns about each of the following?		
Me or a family member getting sick	Very serious concerns	44
	Somewhat serious concerns	22
	Minor concerns	25
	No concerns at all	10
A recession	Very serious concerns	49
	Somewhat serious concerns	34
	Minor concerns	13
	No concerns at all	4
The lack of personal protective equipment or "PPE" for medical professionals and essential workers	Very serious concerns	58
	Somewhat serious concerns	18
	Minor concerns	14
	No concerns at all	9
The unemployment rate	Very serious concerns	61

CNBC - Change Research "State of Play" Survey National Likely Voters May 1-3, 2020		Respondents
	Somewhat serious concerns	28
	Minor concerns	9
	No concerns at all	2
Companies going out of business	Very serious concerns	61
	Somewhat serious concerns	26
	Minor concerns	11
	No concerns at all	2
The lack of ventilators for treating coronavirus patients	Very serious concerns	40
	Somewhat serious concerns	20
	Minor concerns	19
	No concerns at all	21
People not taking social distancing seriously so we don't stop the spread	Very serious concerns	53
	Somewhat serious concerns	18
	Minor concerns	14
	No concerns at all	15
Taking social distancing measures too far and hurting the economy	Very serious concerns	31
	Somewhat serious concerns	19
	Minor concerns	29
	No concerns at all	22
The lack of widespread testing for coronavirus	Very serious concerns	54
	Somewhat serious concerns	15
	Minor concerns	17
	No concerns at all	14
Re-opening the economy too soon	Very serious concerns	48
	Somewhat serious concerns	15
	Minor concerns	15
	No concerns at all	22
Cuts to education, health care, and infrastructure in my state as a result of the recession	Very serious concerns	52
	Somewhat serious concerns	27
	Minor concerns	14
	No concerns at all	7
Having to return to a workplace before I feel it is safe to do so	Very serious concerns	29

CNBC - Change Research "State of Play" Survey National Likely Voters May 1-3, 2020		Respondents
	Somewhat serious concerns	18
	Minor concerns	17
	No concerns at all	36
Thinking about the impact of coronavirus on you and your family, are you more concerned about the impact on your family's health and safety or the impact on your family's financial situation?	My family's health and safety much more	50
	My family's health and safety somewhat more	19
	My family's financial situation somewhat more	16
	My family's financial situation much more	14
Thinking about the impact of coronavirus on the country, are you more concerned about the impact on the health and safety of the nation or the impact on the national economy?	The health and safety of the nation much more	46
	The health and safety of the nation somewhat more	19
	The national economy somewhat more	15
	The national economy much more	21
In your opinion, are the following activities safe at this stage of the coronavirus outbreak?		
Letting students return to school	Safe	25
	Unsafe	64
	Not sure	11
Children going to daycare	Safe	24
	Unsafe	57
	Not sure	18
Go to work at your workplace	Safe	47
	Unsafe	36
	Not sure	18
Attend a large sporting event	Safe	17
	Unsafe	72
	Not sure	11
Go to a public beach	Safe	43


CNBC - Change Research "State of Play" Survey National Likely Voters May 1-3, 2020		Respondents
	Unsafe	45
	Not sure	11
Go to a hair or nail salon	Safe	36
	Unsafe	55
	Not sure	9
Go to a bar	Safe	20
	Unsafe	70
	Not sure	11
Dine-in at a restaurant	Safe	32
	Unsafe	58
	Not sure	10
Go shopping	Safe	49
	Unsafe	36
	Not sure	15
Use public transportation like a bus or train	Safe	18
	Unsafe	67
	Not sure	15
Take a flight	Safe	23
	Unsafe	64
	Not sure	13
Stay in a hotel	Safe	42
	Unsafe	39
	Not sure	19
Take a rideshare like Uber or Lyft	Safe	29
	Unsafe	51
	Not sure	20
The Coronavirus Aid, Relief and Economic Security Act provides cash payments of up to \$1,200 for individuals making less than \$99,000 a year (or up to \$2,400 for married couples making less than \$198,000) and an additional \$500 per child for parents. These relief payments will be made by direct deposit to bank accounts or by check delivered in the mail. Have you, or do you expect to, receive a relief payment?	Yes, already received it	57

CNBC - Change Research "State of Play" Survey National Likely Voters May 1-3, 2020		Respondents
	Yes, expect to receive a payment in the future	25
	No, do not expect to receive a payment	12
	Not sure	5
Do you support or oppose continuing to make these direct payments to qualifying individuals until the coronavirus pandemic ends and people can safely return to economic activity?	Strongly approve	55
	Somewhat approve	24
	Somewhat disapprove	8
	Strongly disapprove	10
	Not sure	4
How important is it that the following industries and groups of people receive relief from the federal government in response to the coronavirus?		
State and local governments	Very important	39
	Somewhat important	26
	A little important	16
	Not important at all	16
	Not sure	3
Hospitals and community health centers	Very important	70
	Somewhat important	19
	A little important	7
	Not important at all	3
	Not sure	2
Small businesses	Very important	78
	Somewhat important	18
	A little important	3
	Not important at all	1
	Not sure	1
Large corporations	Very important	4
	Somewhat important	12
	A little important	27
	Not important at all	55
	Not sure	2
Workers who have lost their jobs, had their wages cut, or been furloughed	Very important	79
	Somewhat important	16

CNBC - Change Research "State of Play" Survey National Likely Voters May 1-3, 2020		Respondents
	A little important	3
	Not important at all	1
	Not sure	1
Thinking more about how Donald Trump and his administration are responding to the economic impact of the coronavirus pandemic, who do you think Donald Trump's policies favor most?	The wealthy and big corporations	54
	The middle class and small businesses	19
	Both equally	24
	Not sure	3
Thinking about the economic impact of the coronavirus pandemic, who do you think Democrats in Congress' policies favor most?	The wealthy and big corporations	33
	The middle class and small businesses	38
	Both equally	8
	Not sure	21
Some large companies, like Ruth's Chris Steakhouse and Shake Shack, qualified for government loans intended to help small businesses during the coronavirus outbreak. Do you support or oppose stricter regulations to ensure those loans go to small businesses?	Yes	84
	No	6
	Not sure	10
	Support somewhat	25
Do you support or oppose the federal government providing relief to state and local governments who are facing budget shortfalls due to the coronavirus outbreak?	Support strongly	47
	Oppose somewhat	12
	Oppose strongly	13
	Not sure	4
The federal government has spent over \$2.5 trillion dollars in response to the economic impact of the coronavirus outbreak. Do you think that the federal government has spent too much, too little, or not enough to address the economic impact of the coronavirus outbreak?	Too much	19
	About the right amount	24
	Too little	43
	Not sure	14
In the November 2016 election, did you vote for:	Hillary Clinton, the Democrat	45

CNBC - Change Research "State of Play" Survey National Likely Voters May 1-3, 2020		Respondents
	Donald Trump, the Republican	43
	Gary Johnson, the Libertarian	3
	Jill Stein, the Green Party	2
	Did not vote	8
Were you able to vote in the 2018 election for U.S. Congress, or for some reason were you unable to vote?	Voted	86
	Did not vote	10
	Not registered/Ineligible/Too young	4
Would you describe yourself as:	Progressive	19
	Liberal	19
	Moderate	30
	Conservative	31
For statistical purposes, what is your annual household income?	Under \$20,000	11
	\$20,000 to \$34,999	13
	\$35,000 to \$49,999	12
	\$50,000 to \$74,999	21
	\$75,000 to \$99,999	16
	\$100,000 to \$124,999	8
	\$125,000 or more	12
	Prefer not to say	7
How often do you think about what is going on with the stock market indexes, like the Dow Jones or S&P 500?	Multiple times a day	9
	Once a day	12
	A couple times a week	18
	Once a week	15
	Once a month	9
	A couple times a year	7
	Once a year	1
	Almost never	29
COVID States	High COVID State	68
	Mid COVID State	24
	Low COVID State	8
COVID County in State	High COVID County in State	78
	Mid COVID County in State	14

CNBC - Change Research "State of Play" Survey National Likely Voters May 1-3, 2020		Respondents
	Low COVID County in State	8
COVID County in US	High COVID County in US	81
	Low COVID County in US	6
	Mid COVID County in US	13
Gender	Male	45
	Female	55
Age Range	18 to 34	21
	35 to 49	24
	50 to 64	30
	65 or older	25
	18 to 29	14
	30 to 39	15
	40 to 49	16
	50 to 64	30
	65 or older	25
Ethnicity	White / Caucasian	71
	Black or African American	12
	Hispanic or Latino/a	11
	Asian / Pacific Islander	4
	American Indian or Alaska Native	0
	Other (specified)	2
	Total People of Color	29
Educational Attainment	High school diploma or less	29
	Some college, but no degree	19
	Associate's degree, or two-year college degree	8
	Bachelor's degree, or four-year college degree	27
	Graduate degree	17
7 Pt Party ID	Strong Democrat	28
	Weak Democrat	7
	Ind Democrats	10
	Independents	11

CNBC - Change Research "State of Play" Survey National Likely Voters May 1-3, 2020		Respondents
	Ind Republicans	10
	Weak Republican	6
	Strong Republican	27
Party ID	Democrat	36
	Independent+Leaners	32
	Republican	33
Allocated PID	Strong + Weak + Indep Dems	46
	Independents	11
	Strong + Weak + Indep Repubs	43