

WordPress y PHP

"Codename *Servehappy*" y "Project *Tide*"



Hola 🤝

Soy Javier Casares

Utilizo WordPress desde la versión 1.5 y soy el responsable de [WPdanger](#), una herramienta que hace un análisis y detección de varios elementos sobre seguridad de sitios con WordPress.

Puedes encontrar más de mi y contacto en JavierCasares.com.



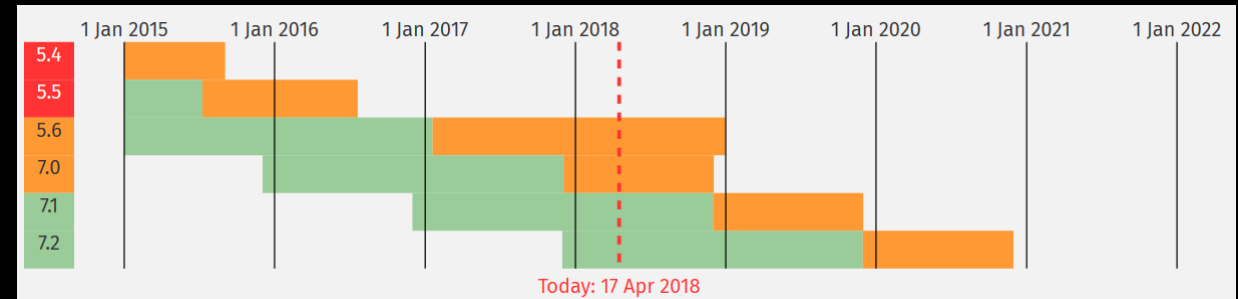
PHP is a popular general-purpose scripting language that is especially suited to web development.

Fast, flexible and pragmatic, PHP powers everything from your blog to the most popular websites in the world.

Última actualización: 29 de marzo de 2018

5.6.35 / 7.0.29 / 7.1.16 / 7.2.4

<http://php.net/supported-versions.php>



WordPress *es* **PHP**

¿Qué versión usas tú?

Si WordPress es PHP...

¿Ya tienes PHP en su última versión en tu servidor?

```
if( version_compare( PHP_VERSION, '5.6.0' ) <= 0 )  
{  
    exit( 'Goodbye World!' );  
}
```

Si usas una versión anterior a la 5.6, lo más probable es que te acabe fallando todo en breve.

Si has de instalar algo, AL MENOS, que sea la 7.0, aunque mejor la 7.2.

Codename **Servehappy**

¿Qué es?

"Serverhappy" es un proyecto de WordPress que quiere ayudar a informar sobre las versiones mínimas de PHP aceptables.

Aunque al instalar WordPress tienes [información de sus requerimientos](#), también existirá una página sobre "[Upgrade PHP](#)".

Antes de actualizar tu PHP, recuerda comprobar si tu sitio funcionará con el plugin [PHP Compatibility Checker](#).

¿Qué es?

La idea es que haya un *widget* en el *dashboard* que comunique esta información.

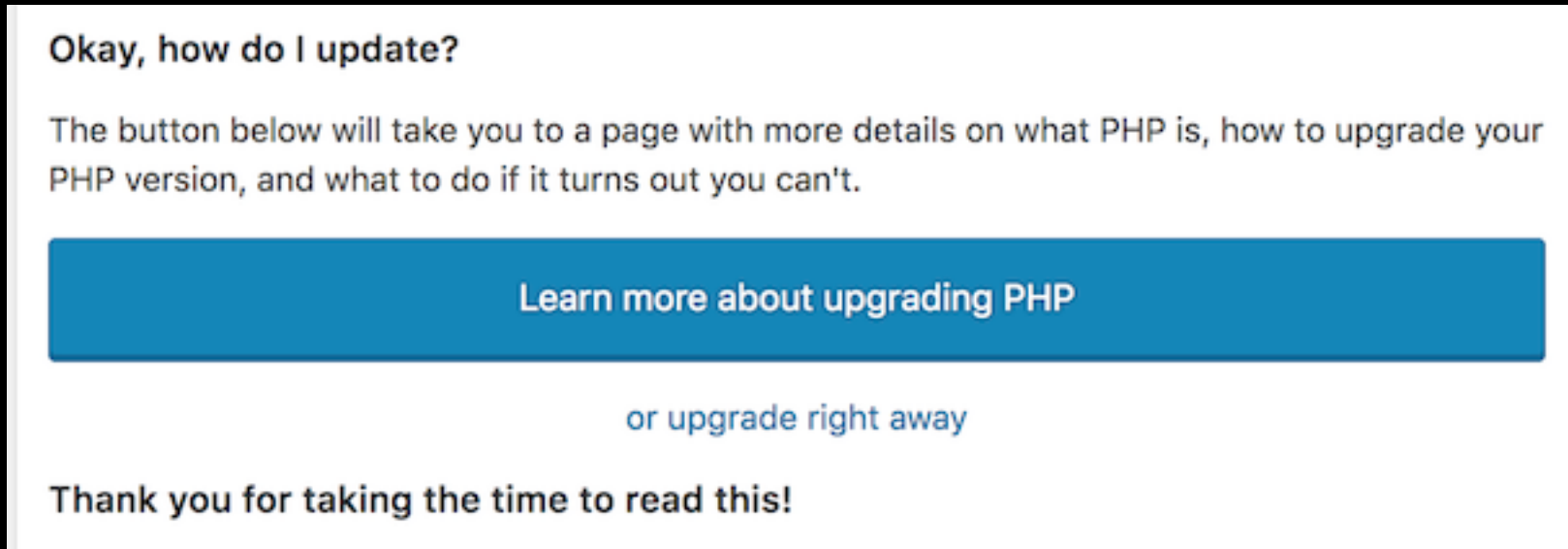
Queda por decidir quién podrá verlo, si se podrá ocultar y varias opciones.

Probablemente venga de serie en la versión 5.0.0, aunque no se descarta que aparezca previamente en la 4.9.6 o 4.9.7.

Si alguien está interesado en seguirlo, tiene acceso en el [#core-php](#).

¿Cómo se vería?

Por ahora solo hay versiones piloto, pero la idea es algo tal que así:



Okay, how do I update?

The button below will take you to a page with more details on what PHP is, how to upgrade your PHP version, and what to do if it turns out you can't.

[Learn more about upgrading PHP](#)

[or upgrade right away](#)

Thank you for taking the time to read this!

¿Cómo se vería?

O quizá un poco más agresivo, y sea así:

The screenshot shows a WordPress dashboard with a notification banner. The banner has a red vertical bar on the left and a 'Dismiss' button on the right. The notification text reads: 'Your site could be faster and more secure! Hi, it's your friends at WordPress here. We noticed that your site is running on an outdated version of PHP, which is why we're showing you this notice.' Below the notification are three columns of text: 'What is PHP and why should I care?', 'Okay, how do I update?' (with a blue button 'Show me how to upgrade my PHP »'), and 'Thank you for taking the time to read this!'. At the bottom, there are three widget boxes: 'At a Glance', 'Yoast SEO Posts Overview', and 'WordPress Events and News'.

Dashboard

Screen Options ▾ Help ▾

Your site could be faster and more secure! ✕ Dismiss

Hi, it's your friends at WordPress here. We noticed that your site is running on an outdated version of PHP, which is why we're showing you this notice.

What is PHP and why should I care?

PHP is the programming language that WordPress is built on. Newer versions of PHP are both faster and more secure, so upgrading is better for your site, and better for the people who are building WordPress.

If you want to know exactly how PHP works and why it is important, continue reading.

Okay, how do I update?

The button below will take you to a page with more details on what PHP is, how to upgrade your PHP version, and what to do if it turns out you can't.

[Show me how to upgrade my PHP »](#)

Thank you for taking the time to read this!

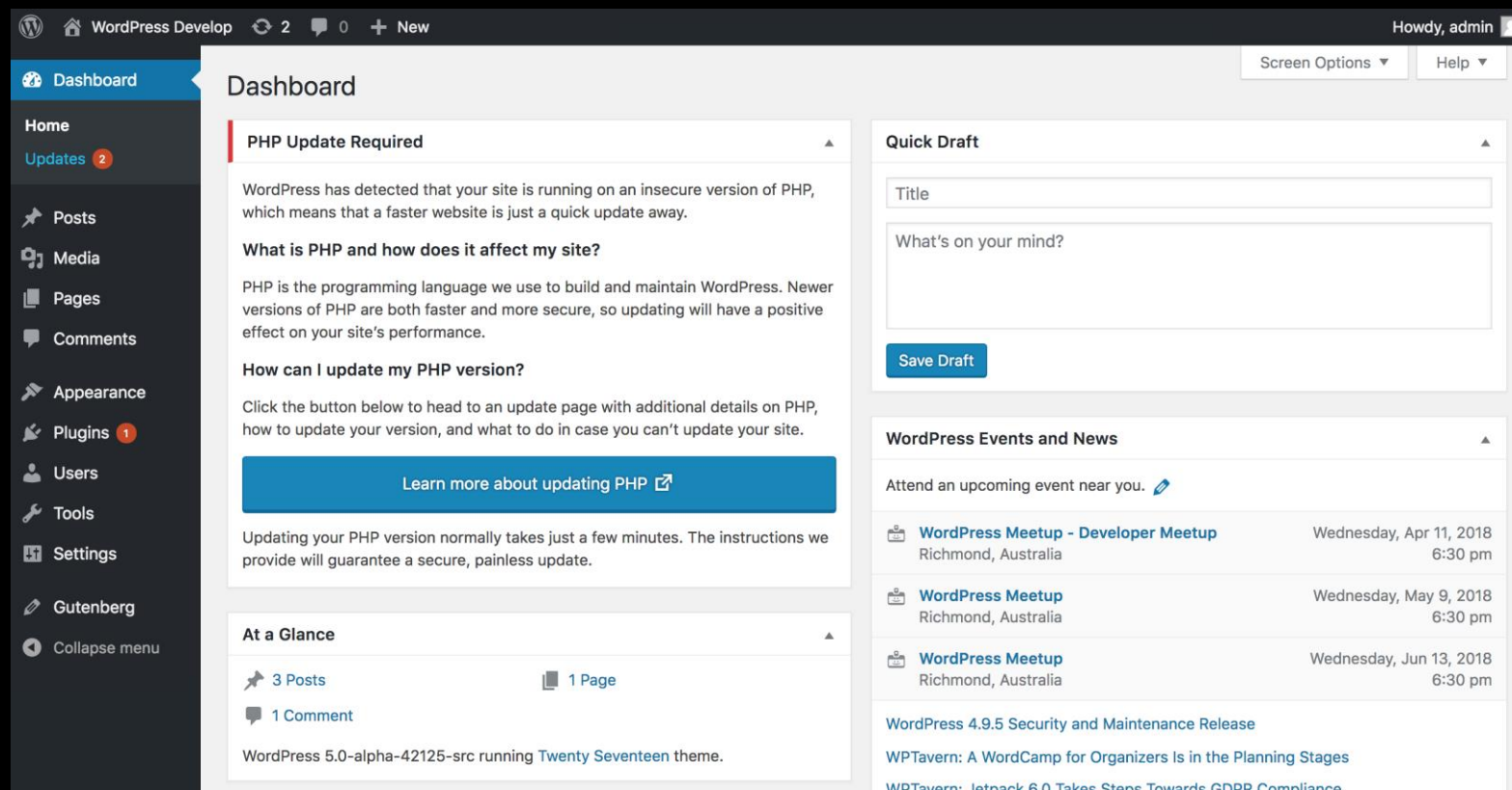
If you follow the instructions we've provided to the letter, upgrading shouldn't take more than a few minutes, and it is generally very safe to do.

Good luck and happy blogging!

At a Glance ▲ Yoast SEO Posts Overview ▲ WordPress Events and News ▲

¿Cómo se vería?

Aunque las últimas versiones parecen que dejará esto:



The screenshot shows the WordPress dashboard interface. The top navigation bar includes the WordPress logo, the site name 'WordPress Develop', and the user name 'Howdy, admin'. The left sidebar contains a menu with items like Dashboard, Home, Updates (with a red notification badge), Posts, Media, Pages, Comments, Appearance, Plugins (with a red notification badge), Users, Tools, Settings, Gutenberg, and Collapse menu. The main content area is titled 'Dashboard' and features a prominent 'PHP Update Required' notification. This notification states that the site is running on an insecure version of PHP and provides instructions on how to update. Below the notification is a blue button labeled 'Learn more about updating PHP'. To the right of the notification is a 'Quick Draft' form with fields for 'Title' and 'What's on your mind?', and a 'Save Draft' button. Below the notification is an 'At a Glance' widget showing '3 Posts', '1 Page', and '1 Comment'. At the bottom of the dashboard is a 'WordPress Events and News' section with a list of upcoming events, including 'WordPress Meetup - Developer Meetup' on Wednesday, Apr 11, 2018, and 'WordPress Meetup' on Wednesday, May 9, 2018, and Wednesday, Jun 13, 2018. The dashboard also displays the current theme: 'WordPress 5.0-alpha-42125-src running Twenty Seventeen theme.'

¿En qué se basa?

Aunque también hay idas y venidas con la API (sobre todo debido a la GDPR), la idea es trabajar con esta API:

https://api.wordpress.org/core/serve-happy/1.0/?php_version=7.0

Test: 7.0

```
{  
  "recommended_version": "7.2",  
  "is_supported": true,  
  "is_secure": true,  
  "is_acceptable": true  
}
```

Test: 5.1

```
{  
  "recommended_version": "7.2",  
  "is_supported": false,  
  "is_secure": false,  
  "is_acceptable": false  
}
```

¿Dónde hay información?

Como (casi) todo lo de WordPress, en el TRAC:

#[2996](#) - Add wordpress.org information page about upgrading PHP

#[41191](#) - Create browse happy type notice for PHP versions

Y en el canal #[core-php](#).

¿Para qué sirve todo lo anterior?

Si WordPress se ha planteado solicitar que mantengas al día tu versión de PHP no es por seguridad o rendimiento (que también), sino para poder dar soporte a los desarrolladores.

Todo comenzó cuando se podía [informar de la versión requerida de PHP en los plugins...](#)

```
=== Plugin Name ===  
Contributors: (this should be a list of wordpress.org userid's)  
Donate link: http://example.com/  
Tags: comments, spam  
Requires at least: 4.6  
Tested up to: 4.8  
Requires PHP: 5.6  
Stable tag: 4.3  
License: GPLv2 or later  
License URI: https://www.gnu.org/licenses/gpl-2.0.html
```

¿Para qué sirve todo lo anterior?

En las últimas semanas se ha añadido un nuevo proyecto piloto que "fuerce" a los plugins a no activarse o desinstalarse si las versiones de PHP no coinciden [/mode agresivo on]

Proof of concept for 'Requires PHP' header and updating in WordPress...

<https://github.com/afragen/requires-php>

Si tu servidor tiene visible la cabecera de version de PHP (por seguridad no debería), en WPdanger puedes ver si tus plugins y sistema son compatibles.

Project **Tide**

¿Qué es? 

*The mission of Tide is to **raise the code quality** of all the plugins and themes in the WordPress.org directories. Tide's name reflects this mission, derived from the proverb "a rising tide lifts all boats".*

+ Modo fácil:

Proyect Tide va a darle unas *estrellitas* al código de tu plugin / theme.

Si alguien está interesado en seguirlo, tiene acceso en el [#tide](#).

Un poco de historia...

En diciembre de 2017 🙌 se comienza a comentar la existencia de este proyecto, todavía interno.

Las primeras prioridades son las de integrarlo con *wordpress.org* y se ponen en marcha equipos sobre [PHPCS](#), [WPCS](#), [PHPCompatibility](#) y [Theme Review team standards](#).

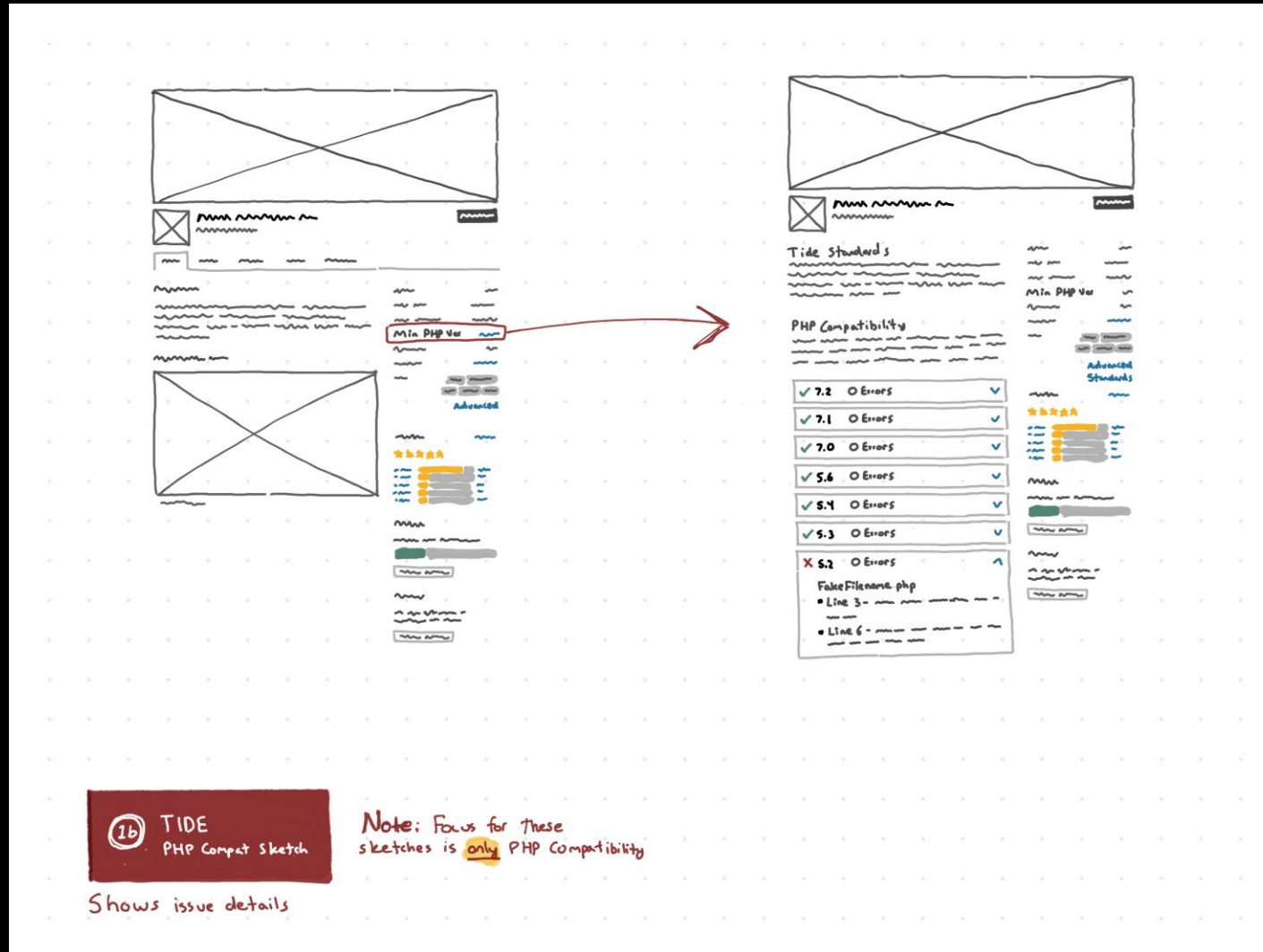
Se comienza a organizar el [Github de Tide](#) con varios subproyectos.

Comienzan los ejemplos con una API:

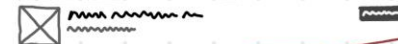
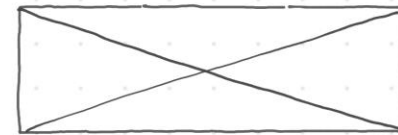
- Plugin: <https://wptide.org/api/tide/v1/audit/wporg/plugin/hello-dolly>
- Theme: <https://wptide.org/api/tide/v1/audit/wporg/theme/twenty-sixteen>



Primeras opciones

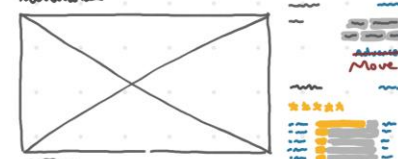


Primeras opciones

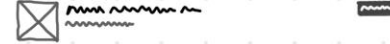
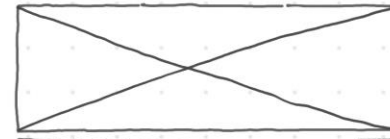


Details | Reviews | Introduction | Support | **Development** | Statistics

Min PHP ver



Advanced
Move to statistics tab



Details | Reviews | Introduction | Support | **Development** | Statistics

Contributors & Devs

Tide Standards

PHP Compatibility

Pass with no issues.

PHP 7.2, PHP 7.1, PHP 5.6, PHP 5.4

5.3 0 Errors 7 warnings

X 5.2 2 Errors 0 Warnings

FalseFilename.php

Line 3

Line 6

Change log

④ TIDE
PHP Compat Sketch

Shows issue details

Note: Focus for these sketches is only PHP Compatibility

PHPCompatibility

Actualmente se trabaja en la creación de reglas específicas de PHPCS.

<https://github.com/wptide/WP-PHPCompatibility>

https://github.com/squizlabs/PHP_CodeSniffer

<https://github.com/wimg/PHPCompatibility/blob/master/framework-rulesets/wordpress.xml>

Liderado por [William Patton](#) [[@Will_Patton_88](#)]

¿Un ejemplo? Machete

Hace unos días [Nilo Vélez](#) comentaba en Slack que había pasado PHPCS sobre [Machete](#) y que decidió aplicar los cambios.

Hace dos semanas se me ocurrió la brillante idea de pasarle a Machete el PHPCodeSniffer con los perfiles que se han publicado para WordPress para poder seguir los "WordPress Coding Standards". Me ha servido para aprender un montón, pero después de un cerro de cambios todavía me quedan un puñado de errores y avisos que no se si voy a poder (o querer) arreglar.

¿Un ejemplo? Machete

```
$ phpcs -q --standard=WordPress --report=summary --parallel=4 .  
-----  
A TOTAL OF 6329 ERRORS AND 726 WARNINGS WERE FOUND IN 43 FILES  
-----
```



```
$ git diff --shortstat "@{15 days ago}"  
66 files changed, 4511 insertions(+), 3757 deletions(-)
```



```
$ phpcs -q --standard=WordPress --report=summary --parallel=4 .  
-----  
A TOTAL OF 159 ERRORS AND 29 WARNINGS WERE FOUND IN 13 FILES  
-----
```

Pero no es el único...

```
247     }
248
249     /**
250     * Add fields to cl_price_quantity_tab_data-tab.
251     *
252     * @since 1.0.0
253     */
254     private function show_price_quantity_fields() {
255
256         $currency_symbol = get_woocommerce_currency_symbol();
257
258         $vari [phpcs] Expected next thing to be an escaping function (see Cod
259         ex for 'Data Validation'), not '$variable_para_mostrar_fallo'
260         echo $variable_para_mostrar_fallo;
261
262         echo '<div class="options_group cl_flex_container">';
263         woocommerce_wp_text_input( array(
264             'id' => $this->product_field_name['bagged_price'],
265             'label' => esc_html__( 'Bagged price', 'woo-products-devialia' ) . ' ( ' . $currency_symbol . ' )',
266             'placeholder' => '0',
267             'description' => esc_html__( 'Bagged price (optional)', 'woo-products-devialia' ) . ' ( ' . $currency_symbol . ' )',
268             'desc_tip' => true,
269             'class' => 'cl_input_number',
270             'wrapper_class' => 'product_cl_optional_prices cl_flex_item',
271             'data_type' => 'price',
272         ) );
273
274         woocommerce_wp_text_input( array(
275             'id' => $this->product_field_name['handle_price'],
276             'label' => esc_html__( 'Handle price', 'woo-products-devialia' ) . ' ( ' . $currency_symbol . ' )',
277             'placeholder' => '0',
278             'description' => esc_html__( 'Marked handle price (unit)', 'woo-products-devialia' ) . ' ( ' . $currency_symbol . ' )',
279             'desc_tip' => true,
280             'class' => 'cl_input_number',
281             'wrapper_class' => 'product_cl_optional_prices cl_flex_item',
282             'data_type' => 'price',
283         ) );
284         echo '</div>';
285
286         echo '<div class="options_group">';
287         // Docs in https://docs.woocommerce.com/wc-apidocs/source-function-woocommerce_wp_text_input.html#14-79-1
288         woocommerce_wp_text_input( array(
289             'id' => $this->product_field_name['min_quantity'],
290             'label' => esc_html__( 'Minimum manufacturing quantity', 'woo-products-devialia' ),
291             'placeholder' => '0',
292             'description' => esc_html__( 'Set to 0 if no minimum manufacturing quantity', 'woo-products-devialia' ),
293             'desc_tip' => true,
294             'class' => 'cl_input_number',
295             'wrapper_class' => 'product_cl_min_quantity',
```



Y esto... ¿cómo funciona?

```
mkdir ~/projects/  
cd ~/projects/  
git clone https://github.com/squizlabs/PHP_CodeSniffer.git phpcs  
git clone -b master https://github.com/WordPress-Coding-  
Standards/WordPress-Coding-Standards.git wpcs  
cd phpcs  
./bin/phpcs --config-set installed_paths ../wpcs  
phpcs -i  
phpcs --standard=WordPress wp-load.php  
  
phpcs --standard=WordPress hello-dolly
```



Y... ¿qué obtengo?

FOUND 10 ERRORS AND 5 WARNINGS AFFECTING 8 LINES

24	WARNING	[]	error_reporting() can lead to full path disclosure.
24	WARNING	[]	error_reporting() found. Changing configuration at runtime is rarely necessary.
34	ERROR	[x]	Expected 1 spaces before closing bracket; 0 found
39	WARNING	[]	Silencing errors is discouraged
39	WARNING	[]	Silencing errors is discouraged
46	ERROR	[]	Inline comments must end in full-stops, exclamation marks, or question marks
46	ERROR	[x]	There must be no blank line following an inline comment
63	WARNING	[]	Detected access of super global var \$_SERVER, probably needs manual inspection.
63	ERROR	[]	Detected usage of a non-validated input variable: \$_SERVER
63	ERROR	[]	Missing wp_unslash() before sanitization.
63	ERROR	[]	Detected usage of a non-sanitized input variable: \$_SERVER
74	ERROR	[]	Inline comments must end in full-stops, exclamation marks, or question marks
90	ERROR	[x]	String "Create a Configuration File" does not require double quotes; use single quotes instead
92	ERROR	[]	Expected next thing to be an escaping function (see Codex for 'Data Validation'), not '\$die'
92	ERROR	[]	Expected next thing to be an escaping function (see Codex for 'Data Validation'), not '___'

PHPCBF CAN FIX THE 3 MARKED SNIFF VIOLATIONS AUTOMATICALLY

Usar PHPCS con tu IDE

- PhpStorm:
[PHP Code Sniffer with WordPress Coding Standards Integration](#)
- Sublime Text:
[Setting up WPCS to work in Sublime Text](#)
- Atom:
[Setting up WPCS to work in Atom](#)
- Visual Studio:
[Setting up PHP CodeSniffer in Visual Studio Code](#)
- Eclipse with XAMPP:
[Setting up WPCS when using Eclipse with XAMPP](#)

Tide en la WCEU

Si vas a la WordCamp Europe [14/16 Junio, Belgrado], es probable que haya una mesa de Comunidad sobre Project Tide.

Si te interesa, contacta con:

- [Milana Cap](#) [[@DjevaLoperka](#)]
- [Jeffrey Paul](#) [[@jeffpaul](#)]

Tide en producción

Aunque aún está como proyecto piloto, si quieres ver algunos de los plugins más utilizados y sus compatibilidades, existe el sitio WPdanger PHP Compatibility <php.wpdanger.com> donde poder analizar los *plugins y themes*.

Yoast SEO
The first true all-in-one SEO solution for WordPress, including on-page content analysis, XML sitemaps and much more.

General Info	PHP Compatibility	Download
Analyzed version: 6.2 Last update: 2018-01-31 00:52	5.4 → 7.2	Plugin page Download plugin

Non-Compatible Versions

PHP 5.3

[wordpress-seo/inc/sitemaps/class-sitemaps-renderer.php](#)

Line 315 / Column 37 | Type ERROR

The function `http_build_query()` does not have a parameter "enc_type" in PHP version 5.3 or earlier

¡Gracias!

¿De verdad eres de WordPress? Entonces estoy seguro de que ya lees:

<https://make.wordpress.org/core/>

<https://make.wordpress.org/plugins/>

<https://make.wordpress.org/tide/>

<https://make.wordpress.org/hosting/>

