

iShares Edge MSCI Australia Multifactor ETF (AUMF)

BUILDING BETTER PORTFOLIOS • October 2016

Why iShares Edge MSCI Australia Multifactor ETF?

- ▶ **Seek factor-driven outperformance** over the long term in a portfolio of Australian stocks with a similar profile and risk to the broad market
- ▶ **Target four proven drivers of return** in your Australian equities exposure: Quality (financially healthy firms), Value (inexpensive stocks), Size (smaller companies) and Momentum (trending stocks)
- ▶ **Gain cost-efficient access** to a rules-based factor investing strategy at less than one quarter of the average cost of Australian managed funds²

Understanding the MSCI Australia IMI Diversified Multiple-Factor (AUD) Index

The MSCI Australia IMI Diversified Multiple-Factor (AUD) Index constitutes a subset of the MSCI Australia IMI (AUD) Index, which offers exposure to large, mid and small-cap stocks. Its aim is to provide investors with an index that maximises factor exposure while targeting a market risk similar to the MSCI Australia IMI (AUD) Index. The index is constructed by factor scoring all MSCI Australia IMI (AUD) Index securities and subsequently passing them through an optimisation process to determine the index's constituents and weightings. It is rebalanced on a semi-annual basis.

AUMF

iShares Edge MSCI Australia Multifactor ETF

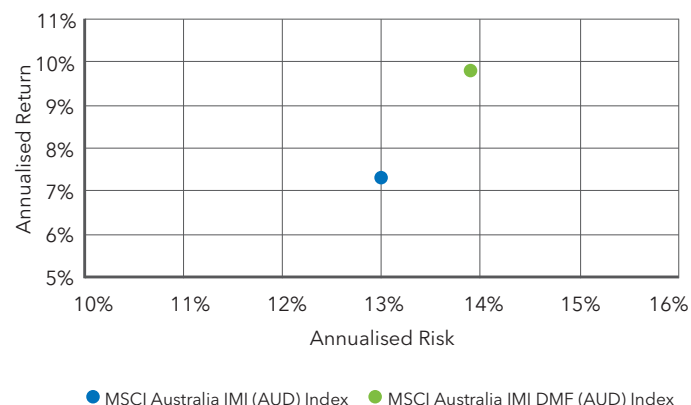
Key Facts¹

Ticker	AUMF
Domicile & Listing	Australia, ASX
Benchmark Index	MSCI Australia IMI Diversified Multiple-Factor (AUD) Index
Distribution Frequency	Semi-Annual
Management Fee	0.30%
# of constituents	93

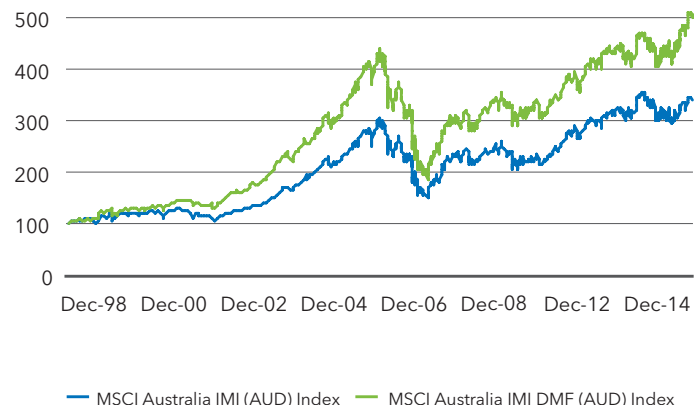
Historical Performance

- ▶ Using back-tested data the MSCI Australia IMI Diversified Multiple-Factor (AUD) Index has outperformed the MSCI Australia IMI (AUD) Index over the long-term
- ▶ The improved returns have been achieved with a similar level of risk to the parent index, the MSCI Australia IMI (AUD) Index

RISK RETURN COMPARISON, DEC 1998-AUG 2016¹



PERFORMANCE COMPARISON, DEC 1998-AUG 2016¹



¹ Source: BlackRock and MSCI, as at 7 September 2016. Net returns in AUD. Annualised risk is measured by calculating the standard deviation of historical monthly returns. Some of the above index data refers to simulated past performance which is not a reliable indicator of future performance.

² Source: BlackRock, Morningstar, as of 31 March 2016. Comparison is between the management fee (or indirect cost ratio) of the iShares Edge Smart Beta ETF range (0.30% for MVOL, WVOL, AUMF and 0.35% for WDMF) and the average indirect cost ratio of the Morningstar Australian Investment Trust universe (1.42% excluding outliers to provide a more conservative measure). The Morningstar Australian Investment Trust universe is comprised of over 2,800 open-ended funds, including Unit Trusts, Superannuation Funds, Allocated Pensions and Term Allocated Pensions. Management fee / indirect cost ratio is quoted as a percentage of annual average net assets. For illustrative purposes only. This is not a recommendation to invest in any particular financial product. No analysis of their suitability was conducted and no statement of opinion in relation to their suitability is provided. Past performance is not a reliable indicator of future performance.

MSCI Australia IMI Diversified Multiple-Factor (AUD) Index Methodology

STARTING UNIVERSE: MSCI AUSTRALIA IMI (AUD) INDEX (216 CONSTITUENTS³)

EACH SECURITY IS RATED FOR THE FOLLOWING FOUR FACTORS⁴



QUALITY

Companies with healthy balance sheets




VALUE

Stocks that are cheap relative to fundamentals



SIZE

Smaller, more nimble companies



MOMENTUM

Stocks on an upswing

- ▶ Each security receives a score for each factor
- ▶ The factor scores are then weighted equally and combined to form an aggregate score

All securities are passed through an optimisation process to select the subset of securities producing the highest factor exposure at similar market risk to the MSCI Australia IMI (AUD) Index

Construction Process

- ▶ Maximises exposure to the four factors
- ▶ Targets total risk in line with starting universe
- ▶ Limits constituent, sector and country weights
- ▶ Limits unintended style bets
- ▶ Limits turnover

Excluded MSCI Australia IMI (AUD) Index securities, based on optimiser output (124 securities³)

MSCI Australia IMI Diversified Multiple-Factor (AUD) Index (93 constituents³)

Brought to you by BlackRock

BlackRock is a leader in smart beta with over 30 years of expertise in research and implementation. While active managers have employed these strategies for decades, today iShares offers investors access to factors in low cost, transparent ETFs.

BlackRock is trusted to manage more money than any other investment manager in the world,⁵ helping millions of people and the world's biggest institutions and governments reach their investing goals.

³ Source: MSCI as at August 2016.

⁴ For information on MSCI's Factor Indexes, please visit: <https://www.msci.com/factor-indexes>.

⁵ Source: BlackRock. Based on US\$4.89 trillion in AUM as of 30 June 2016.

Want to know more?



Learn more about the complete suite of iShares Edge Smart Beta ETFs at blackrock.com/au/smartbetaseries

IMPORTANT INFORMATION

Before investing in a BlackRock fund, you should carefully consider whether such products are appropriate for you, read the latest disclosure document available at www.blackrock.com.au and consult an investment adviser.

This material is issued by BlackRock Investment Management (Australia) Limited ABN 13 006 165 975, AFSL 230 523 (**BlackRock Australia**). This material provides general information only and has not been prepared having regard to your objectives, financial situation or needs. Before making an investment decision, you need to consider whether this information is appropriate to your objectives, financial situation and needs. Any potential investor should consider the latest disclosure document in deciding whether to acquire, or to continue to hold, an investment in any BlackRock fund.

This material is not a securities recommendation nor is it an offer or solicitation with respect to the purchase or sale of any securities in any jurisdiction.

BlackRock Australia is the responsible entity and issuer of units in the Australian domiciled managed investment schemes referred to in this material (including the Australian domiciled iShares ETFs). BlackRock Australia is the local agent and intermediary for non-Australian domiciled iShares ETFs referred to in this material that are listed on the ASX and issued by iShares, Inc. ARBN 125632 279 formed in Maryland, USA; and iShares Trust ARBN 125 632 411 organised in Delaware, USA (**International iShares ETFs**). BlackRock Fund Advisors (**BFA**) serves as an advisor to the International iShares ETFs, which are registered with the United States Securities and Exchange Commission under the Investment Company Act of 1940. BFA is a subsidiary of BlackRock Institutional Trust Company, N.A. (**BTC**). BTC is a wholly-owned subsidiary of BlackRock, Inc.®.

An iShares ETF is not sponsored, endorsed, issued, sold or promoted by the provider of the index which a particular iShares ETF seeks to track. No index provider makes any representation regarding the advisability of investing in the iShares ETFs. Further information on the index providers can be found on BlackRock Australia's website terms and conditions.

BlackRock Australia, its officers, employees and agents believe that the information in this material and the sources on which the information is based (which may be sourced from third parties) are correct as at the date of publication. While every care has been taken in the preparation of this material, no warranty of accuracy or reliability is given and no responsibility for this information is accepted by BlackRock Australia, its officers, employees or agents. Except where contrary to law, BlackRock Australia excludes all liability for this information.

Any investment is subject to investment risk, including delays on the payment of withdrawal proceeds and the loss of income or the principal invested. While any forecasts, estimates and opinions in this material are made on a reasonable basis, actual future results and operations may differ materially from the forecasts, estimates and opinions set out in this material. BlackRock Australia does not guarantee the repayment of capital or the performance of any product or rate of return referred to in this material. Past performance is not a reliable indicator of future performance.

No part of this material may be reproduced or distributed in any manner without the prior written permission of BlackRock Australia.

© 2016 BlackRock, Inc. All Rights reserved. BLACKROCK, BLACKROCK SOLUTIONS, iSHARES and the stylized i logo are registered and unregistered trademarks of BlackRock, Inc. or its subsidiaries in the United States and elsewhere. All other trademarks are those of their respective owners.