



NATIONAL ANTISEMITIC CRIME AUDIT 2016 IN REVIEW



CAMPAIGN AGAINST ANTISEMITISM

PO Box 2647, London W1A 3RB
Registered charity 1163790


✉ info@antisemitism.uk
☎ +44 (0)330 822 0321
🌐 www.antisemitism.uk

TABLE OF CONTENTS

Foreword	3
Executive Summary	4
National Data	5
Regional Data	9
Recommendations	13
Methodology	15
Data Tables	20

Hate crime of any type is not acceptable. Everyone in this country has the right to be safe from violence and persecution...We will consider the report's recommendations carefully as we develop new ways to rid the country of this sickening crime.

**THE RT HON. AMBER RUDD MP
HOME SECRETARY**



FOREWORD

This year's report makes for shocking reading. Ever since crime targeting British Jews began to surge in 2014, each successive year has set a new record for antisemitic crime, and each year fewer crimes have been charged. **2016 was the worst year on record for antisemitic crime, yet instead of protecting British Jews, the authorities prosecuted merely twenty cases of antisemitic hate crime, including merely two violent crimes.**

In 2016, antisemitic crime grew by 14.9% compared to 2015 (44.5% compared to 2014), but only half of police forces charged any of the antisemitic crimes reported to them. The failure to enforce is especially alarming due the ferocity of antisemitic crime: 1 in 10 crimes involved violence. **The failure of police forces and the Crown Prosecution Service to protect British Jews is a betrayal.**

The authorities' inaction is laid bare by the fact that Campaign Against Antisemitism has had to bring its first private prosecution of an antisemite, and gone to court to successfully overturn an indefensible decision not to prosecute a neo-Nazi.

Frontline police officers and prosecutors routinely fail to recognise common forms of antisemitism, or fail to take it seriously. Officers and prosecutors are being given insufficient training and oversight. While we were delighted to see many of the recommendations we presented last year adopted in the government's 2016

Hate Crime Action Plan, those responsible for implementing them have failed to do so.

The solutions are simple, but whilst the right promises are being made, little has been implemented. The result is that British Jews continue to endure intolerable levels of hate crime.

This year we make exactly the same recommendations as we did last year: produce specific training and guidance on antisemitic hate crime for officers and prosecutors, developed in close consultation with us, in addition to the generic hate crime training that leaves officers and prosecutors ill-equipped to deal with the intricacies of antisemitism; instruct Her Majesty's Inspectorate of Constabulary to review all police forces; appoint a senior officer in each force with responsibility for overseeing the response to antisemitic hate crime; and require the Crown Prosecution Service to record and regularly publish details of cases involving antisemitism and their outcomes.

Britain has the political will to fight antisemitism and strong laws with which to do it, but those responsible for tackling the rapidly growing racist targeting of British Jews are failing to enforce the law. There is a very real danger of Jewish citizens emigrating, as has happened elsewhere in Europe unless there is radical change.

Gideon Falter
CHAIRMAN

EXECUTIVE SUMMARY

- Campaign Against Antisemitism obtained data from all 49 police forces.
- **2016 was the worst year on record for antisemitic crime**, the previous worst year being 2015 and the worst year before that being 2014.
- In 2016, crime targeting British Jews rose by 14.9% against 2015, or 44.5% against 2014. There were 1,078 antisemitic crimes in 2016, 938 in 2015 and 746 in 2014.
- **A consistently elevated level of antisemitic crime has become the new normality for British Jews.** Since mid-2014, antisemitic crime has been consistently high every month, which continued throughout 2016.
- Violent antisemitic crimes fell by 44.7% between 2015 and 2016, however this represents a reduction of only 16.7% since 2014. Antisemitic violence remains high despite this welcome reduction. It seems that the fall in 2016 may be a correction following a spike in 2015, and not part of a trend.
- Police forces recorded 105 violent antisemitic crimes in 2016, 190 in 2015 and 124 in 2014.
- On average in 2016, 1 in 10 antisemitic crimes involved an act of violence against a Jewish member of the public.
- **Violent antisemitic crime continued to disproportionately affect smaller Jewish communities in 2016.**
- **Despite promises to crack down on antisemitic crime, the number of antisemitic crimes charged in 2016 decreased drastically, again.**
- 2016 saw the number of antisemitic crimes charged plummet by 30.5% compared to 2015, or 35.5% against 2014, when antisemitic crime began to surge. In 2016, only 89 antisemitic crimes resulted in charges being brought meaning that only 8.3% of hate crimes against Jews resulted in charges.
- **48.9% of the police forces which received reports of antisemitic crime did not charge a single one of them.**
- **A paltry 20 cases of antisemitic crime were prosecuted in 2016, of which only 2 were violent crimes.** In 2015, 12 antisemitic crimes were prosecuted, only 3 of which involved violence. There is no prosecution data for 2014.
- **Our simple recommendations from last year are repeated this year because, despite many promises, they have not been implemented by law enforcement bodies.**
- We recommend: producing specific training and guidance on antisemitic hate crime for officers and prosecutors, developed in close consultation with us, in addition to existing generic hate crime training which does not address the intricacies of antisemitism; instructing Her Majesty's Inspectorate of Constabulary to review all police forces; appointing a senior officer in each force with responsibility for overseeing the response to antisemitic hate crime; and requiring the Crown Prosecution Service to record and regularly publish details of cases involving antisemitism and their outcomes.

NATIONAL DATA

ANTISEMITIC CRIME

Antisemitic crimes recorded by police forces around the United Kingdom rose by 14.9% in 2016, making it the worst year for antisemitic crime on record.

Compared to 2014, when antisemitic crime began to rise sharply, the figures for 2016 have leapt up by 44.5%.

Whereas 746 antisemitic crimes were recorded in 2014, and 938 in 2015, the figures for 2016 broke all records, with 1,078 hate crimes targeting Jews being recorded by the country’s 49 police forces.

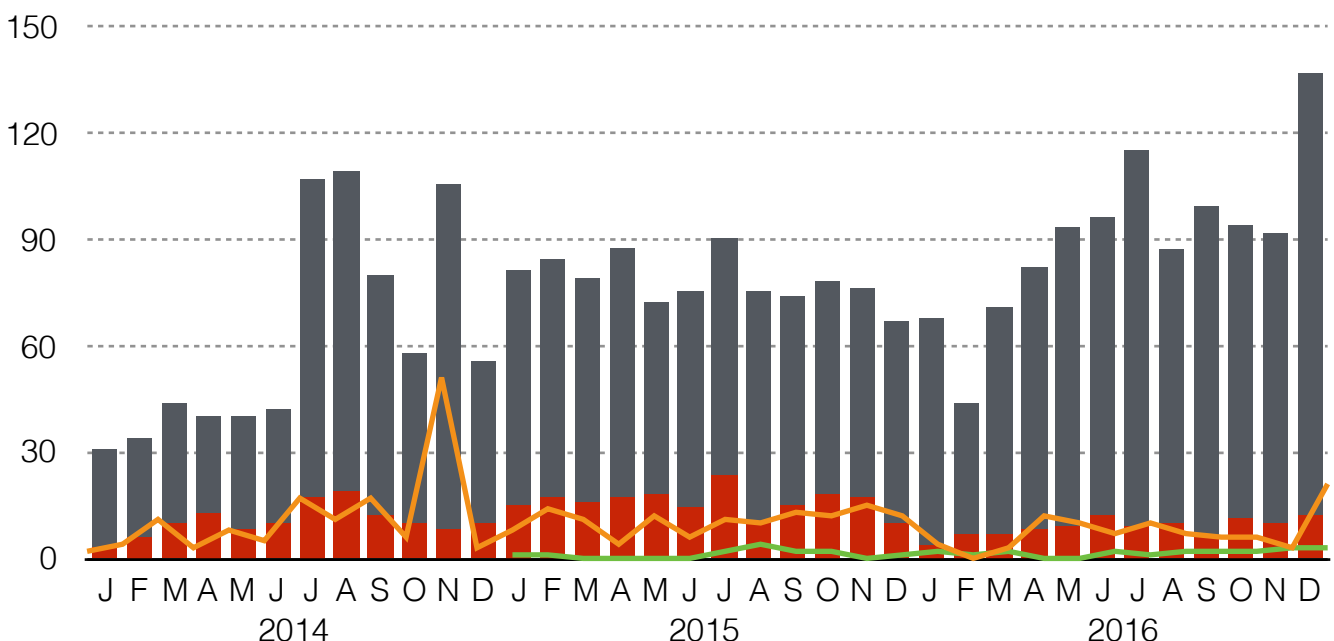
Of particular note is that with the exception of February, **the level of antisemitic crime was consistently high every month.**

Since mid-2014, a consistently elevated level of antisemitic crime has become the new normality for British Jews.

In 2016, hatred of Jews remained entrenched as a core tenet of Islamism and far-left ideology. Additionally, the far-right continued its resurgence. Antisemitism continued to go unpunished online and we saw increasing signs of antisemites from the far-left and far-right finding common ground in their hatred of Jews. We believe that growing online antisemitism could be fuelling the rise in antisemitic crime.

ANTISEMITIC CRIMES IN THE UK 2014-2016

Antisemitic crimes which were: ● Violent ● Non-violent ● Charged ● Prosecuted



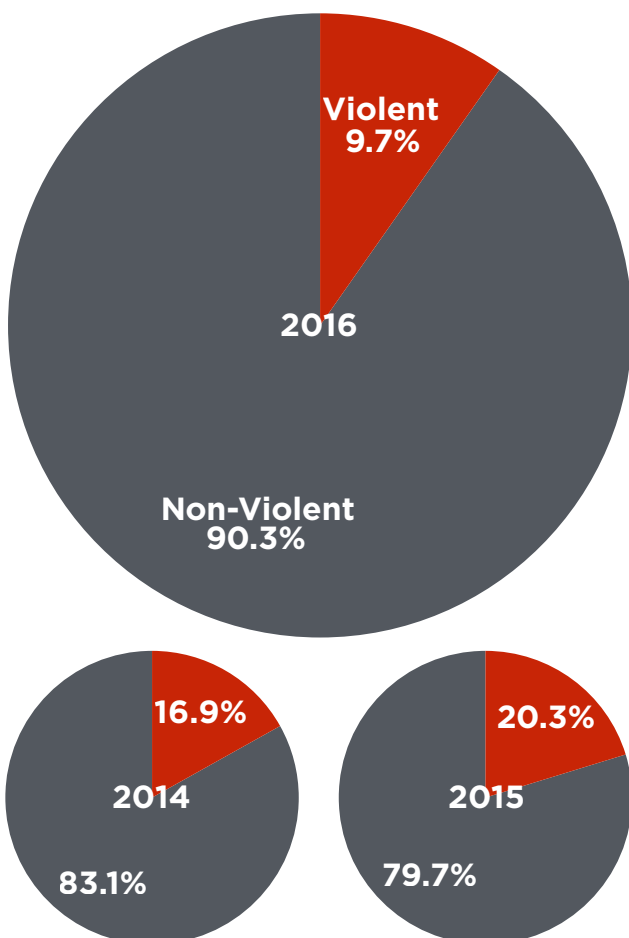
Without more granular crime data, it is not possible to say with any certainty whether the antisemitic crimes recorded by police forces were perpetrated by particular groups, or whether those convicted of antisemitic hate crimes were serial offenders.

ANTISEMITIC VIOLENCE

Violent antisemitic crimes recorded by police forces fell by 44.7% between 2015 and 2016, however this represents a fall of only 16.7% since 2014. It seems that the drop in 2016 might be a correction to the spike in 2015 and not part of a trend.

VIOLENT AND NON-VIOLENT CRIME

• Violent • Non-violent



Police forces recorded 124 violent antisemitic crimes in 2014, but this rose to 190 in 2015 and fell to 105 in 2016.

Antisemitic violence remains high despite this welcome reduction. It seems that 2015 saw a spike in antisemitic violence, and that levels seen in 2014 and 2016 might be more typical. This will be easier to confirm at the end of 2017. It is also possible that violent antisemitic crime levels are naturally more volatile than non-violent antisemitic crime levels, which continued to rise in 2016.

We have considered various explanations, however at this point we do not find them persuasive. For example, we consider it to be unlikely that the reduction in recorded violent antisemitic crime could be due to a decrease in reporting by British Jews because violent crime is normally more likely to be reported than non-violent crime. Further, whereas we have long suspected that violence against British Jews is being exacerbated by antisemitic incitement, particularly on social media, and the failure of the authorities to bring antisemites to justice, incitement seems to have continued to grow, and there have been no significant improvements in the response of the authorities to antisemitic crime.

As antisemitic crime increased in volume, and violent antisemitic crime fell, the proportion of antisemitic crime that was violent fell to 9.7%. This means that **on average in 2016, one in ten antisemitic crimes involved an act of violence** against a Jewish member of the public. In February 2016, one in six antisemitic crimes involved violence.

CHARGING AND PROSECUTING ANTISEMITES

One of the most startling revelations is that **despite promises to crack down on antisemitism and the huge surge in antisemitic crime to a record-breaking level, the number of antisemitic crimes charged in 2016 decreased drastically.**

Crimes take time to investigate, so increased charging would normally be expected to lag behind increases in the number of crimes, however **2016 saw the number of antisemitic crimes charged plummet by 30.5%** compared to 2015, or 35.5% against 2014, when antisemitic crime began to surge.

In the face of 1,078 antisemitic crimes, of which 105 involved violence, **only 89 antisemitic crimes resulted in charges being brought** meaning that only 8.3% of hate crimes against Jews resulted in charges. The growth in the number of crimes ought to have produced a corresponding increase in the number of cases charged but instead there was a fall.

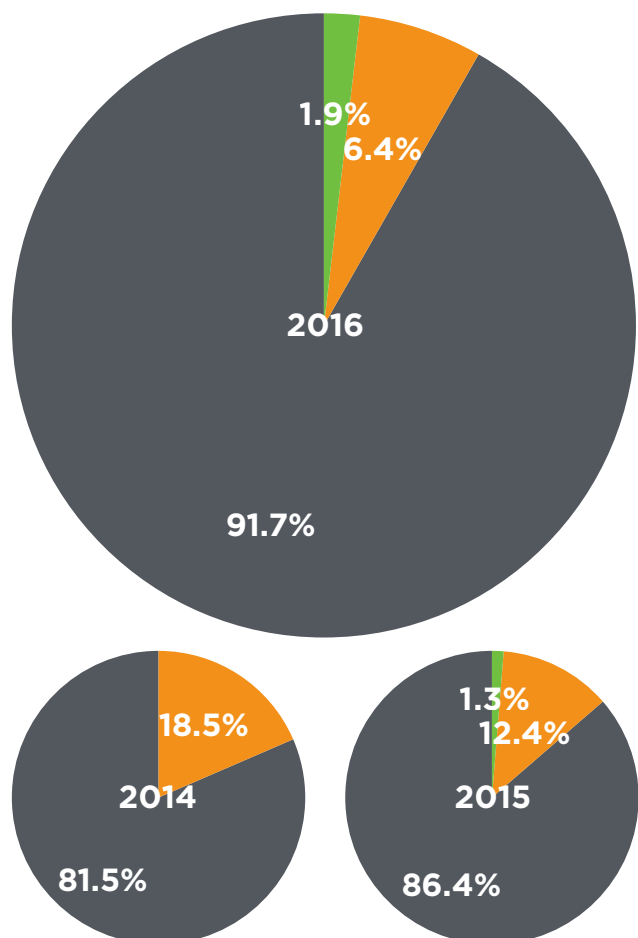
There is considerable evidence of cases that police forces have mishandled, generally due to an inadequate recognition on the part of police officers of the nature of antisemitism and ignorance as to the offences that are relevant to antisemitic crime and how to investigate them. For example, many officers easily mistake antisemitism for political discourse.

Worse still, a paltry twenty cases of antisemitic crime were prosecuted.

Whilst the Crown Prosecution Service repeatedly refused to disclose the number of antisemitic hate crimes that it prosecuted, by reviewing our own data, other charities' data and press reports, it was possible to ascertain that in 2016 only twenty antisemitic crimes were prosecuted, of which only two were violent crimes. The data for 2016 is very similar to results from 2015 when twelve antisemitic crimes were prosecuted, and only three violent antisemitic crimes. Data on prosecutions of antisemitic crime in 2014 is not available.

CHARGING AND PROSECUTION

- Charged and prosecuted
- Charged
- Neither charged not prosecuted



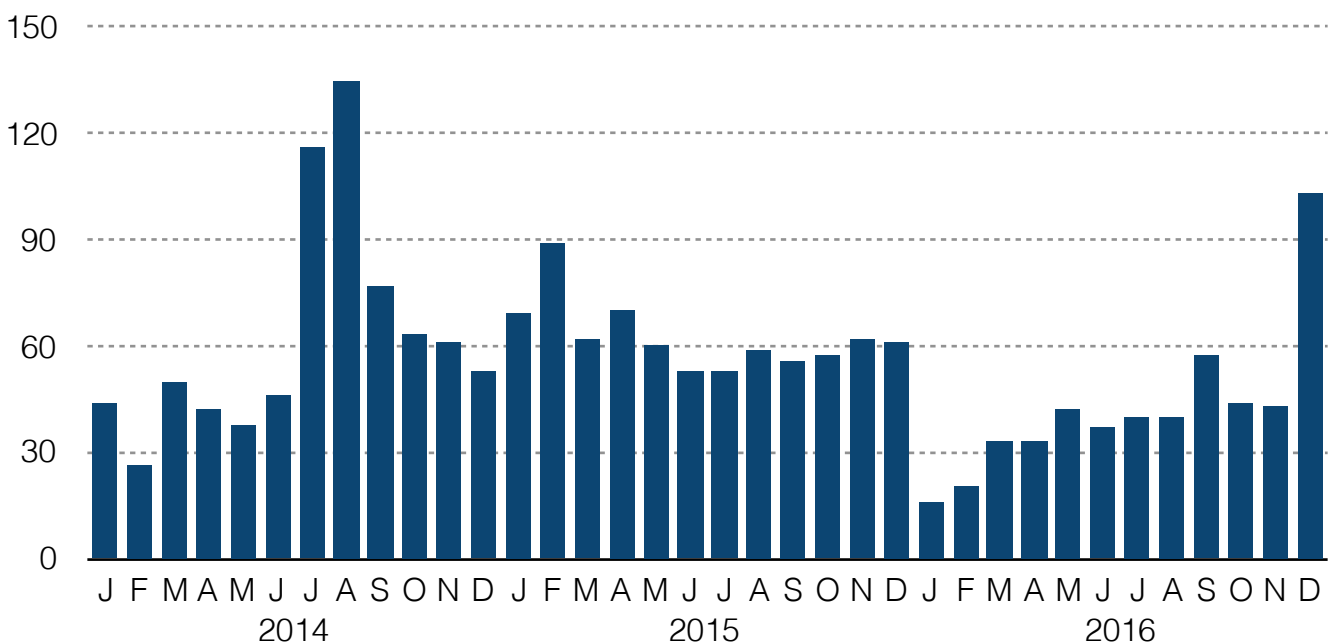
NON-CRIMINAL ANTISEMITIC INCIDENTS

Police forces keep records of non-criminal incidents that are reported to them, however it should be stressed that incident data includes any report made to the police that is not criminal, which means that incidents are unqualified and may have no connection to criminality at all. Instead, incident data is provided as a means of judging whether police forces received a higher or lower number of non-criminal complaints.

The data provided by police forces showed no variation in the number of non-criminal

incidents recorded between 2014 and 2015; in both years, a total of 751 non-criminal incidents were recorded. In 2016, the recording of non-criminal antisemitic incidents fell to 508, however this is accounted for by a collapse in the recording of antisemitic incidents by the Metropolitan Police Service, which is believed to be a result of a change in recording practice.

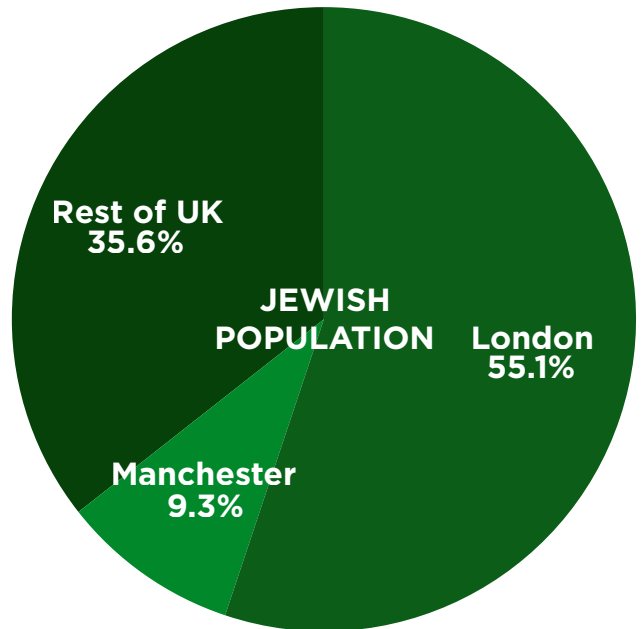
NON-CRIMINAL ANTISEMITIC INCIDENTS IN THE UK 2014-2016



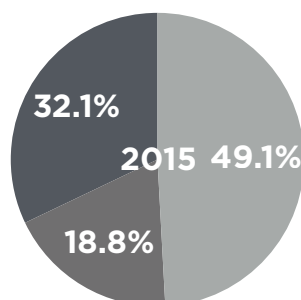
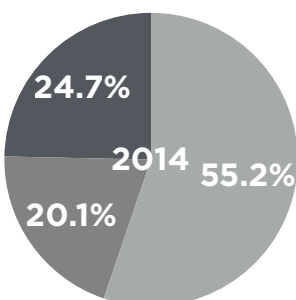
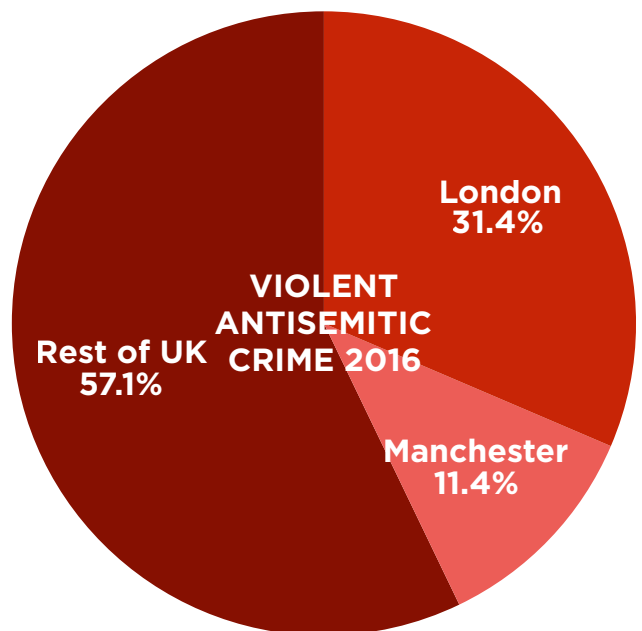
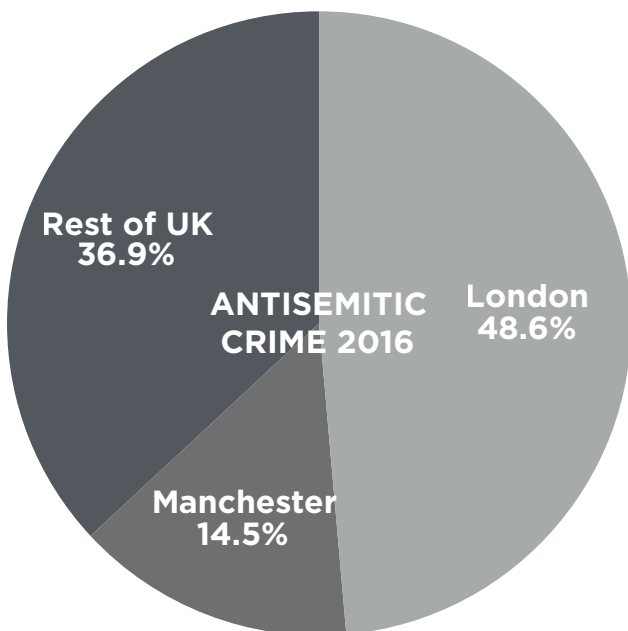
REGIONAL DATA

The 2011 census found that 64.3% of British Jews live within the areas policed by the Metropolitan Police Service, City of London Police and Greater Manchester Police. Those police forces recorded 63.1% of the total number of antisemitic crimes in 2016, which corresponds with the geographical distribution of British Jews. **Violent antisemitic crime continued to disproportionately affect smaller Jewish communities in 2016.**

The maps on the following pages show antisemitic crime statistics for each police force.



When it comes to charging antisemitic crime, **48.9% of forces which received reports of antisemitic crime did not charge any of the 121 crimes reported to them.**



ANTISEMITIC CRIME IN 2016

The map below shows the number of antisemitic crimes recorded by each police force in 2016.

- Hundreds of crimes
- 20-39 crimes
- 10-19 crimes
- 1-9 crimes
- No crimes recorded
- Inadequate data

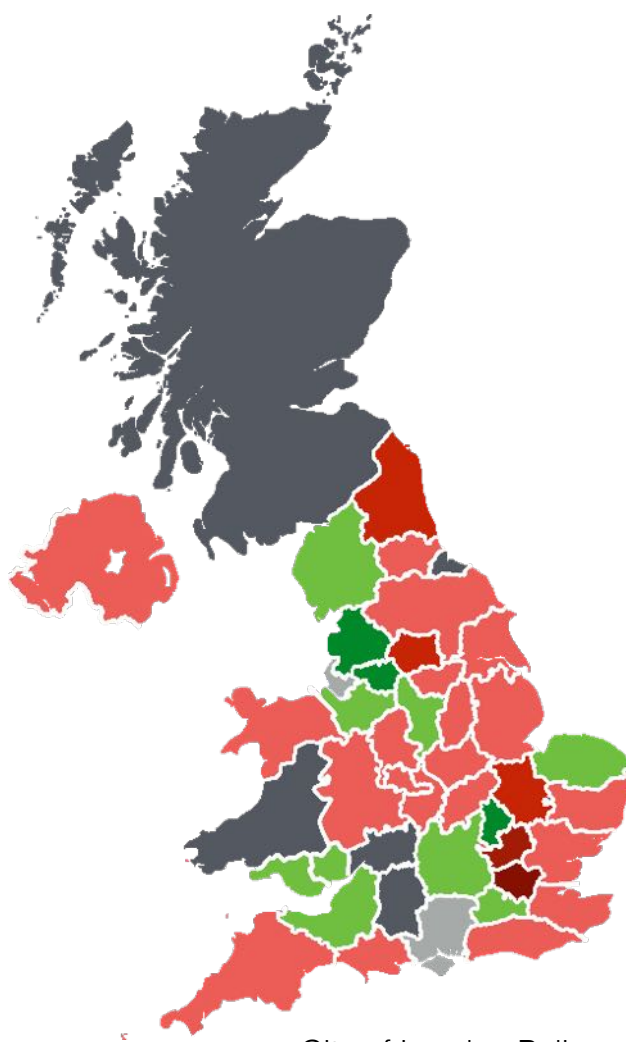


- City of London Police
- British Transport Police

CHANGES IN ANTISEMITIC CRIME

The map below shows the increase or decrease in antisemitic crime for each police force from 2015 to 2016.

- Increase of 56 crimes
- Increase of 28 crimes
- Increase of 10-19 crimes
- Increase of 1-9 crimes
- No change
- Decrease of 1-9 crimes
- Decrease of 10-20 crimes
- Inadequate data

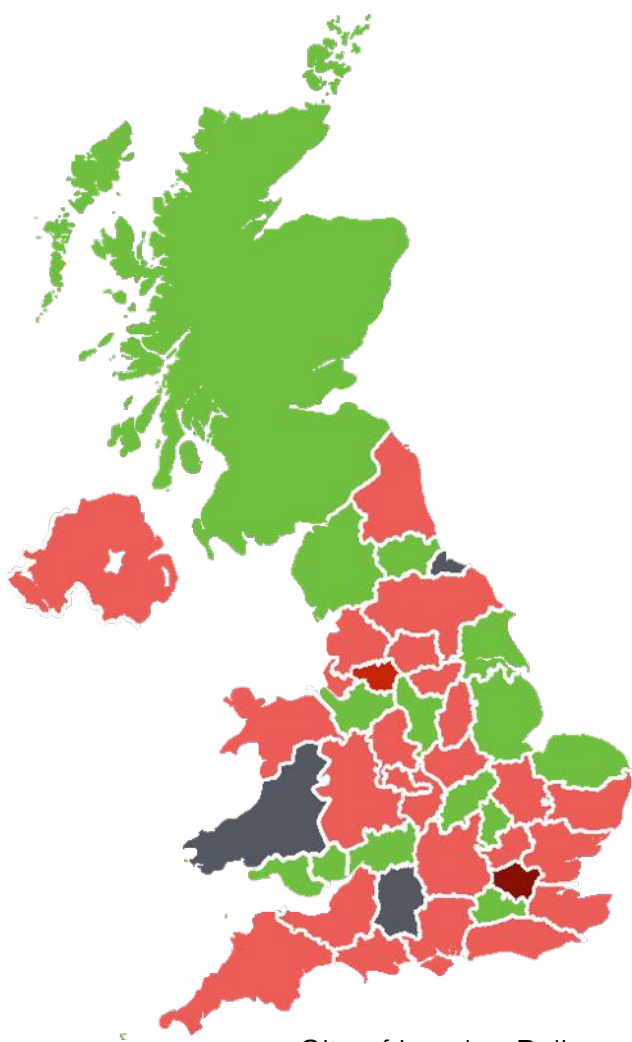


- City of London Police
- British Transport Police

VIOLENT ANTISEMITIC CRIME IN 2016

The map below shows the number of violent antisemitic crimes recorded by each police force in 2016.

- 20 or more violent crimes
- 10-19 violent crimes
- 1-9 violent crimes
- No violent crimes recorded
- Inadequate data

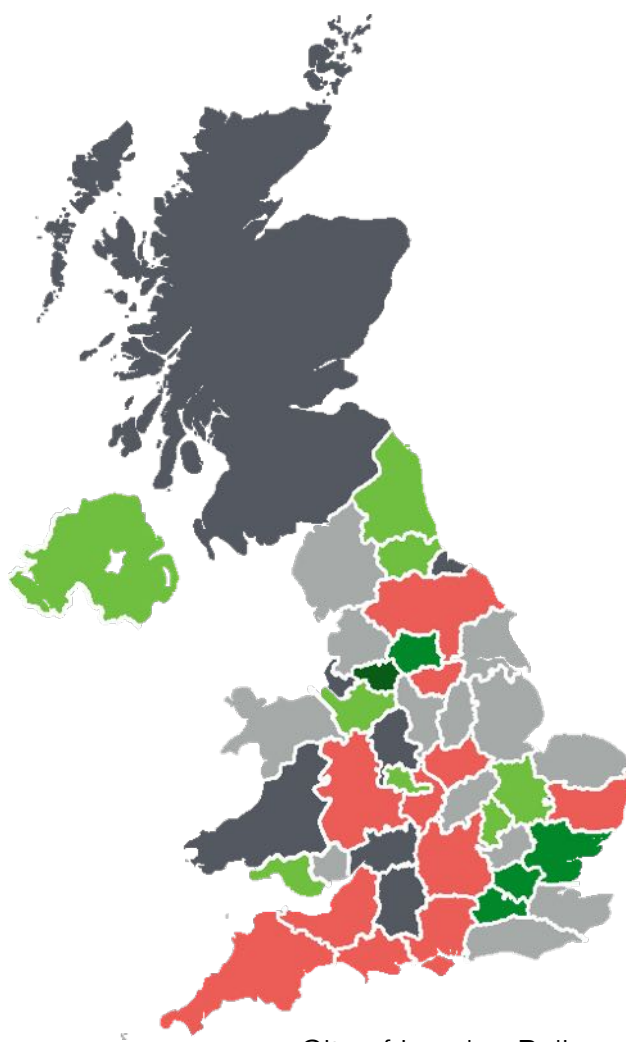


- City of London Police
- British Transport Police

CHANGES IN VIOLENT ANTISEMITIC CRIME

The map below shows the increase or decrease in violent antisemitic crime for each police force from 2015 to 2016.

- Increase of 1-9 violent crimes
- No change
- Decrease of 1-9 violent crimes
- Decrease of 10-19 violent crimes
- Decrease of 20 or more violent crimes
- Inadequate data

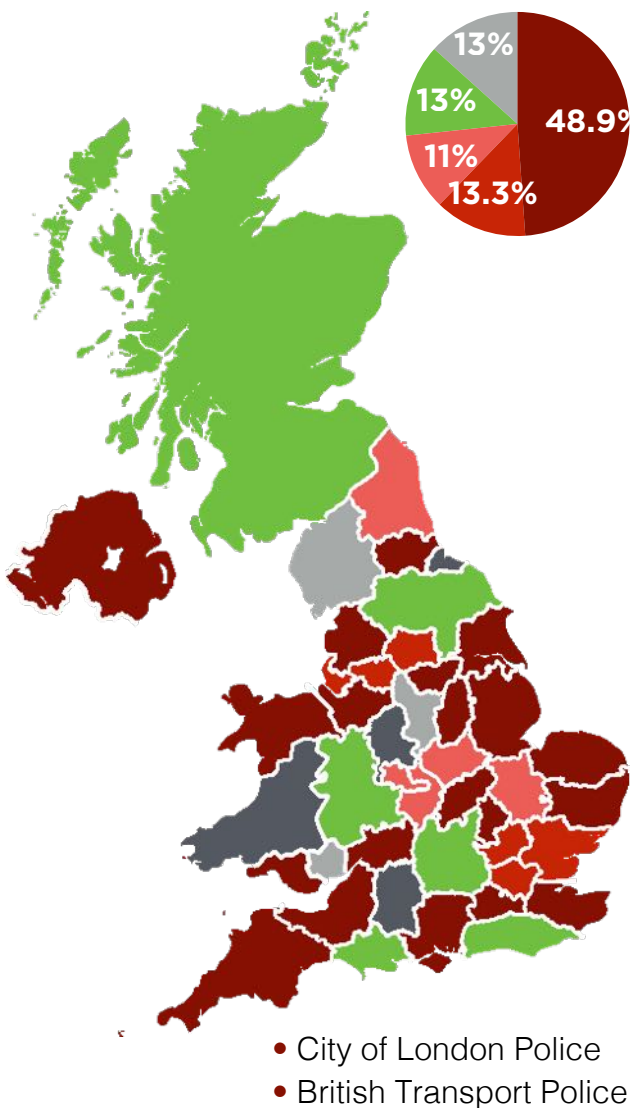


- City of London Police
- British Transport Police

ANTISEMITIC CRIMES CHARGED IN 2016

The map below shows the number of antisemitic crimes charged by each police force in 2016.

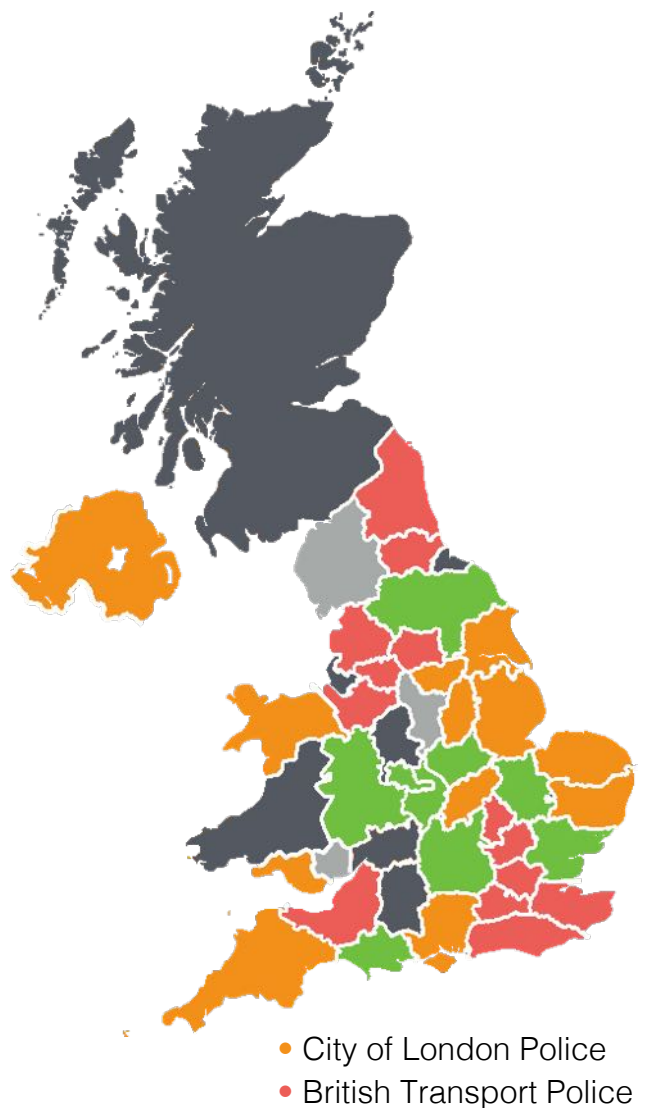
- 0% of crimes charged
- 1-9% of crimes charged
- 10-19% of crimes charged
- 20% or more of crimes charged
- No crimes recorded
- Inadequate data



CHANGES IN CHARGING OF ANTISEMITIC CRIME

The map below shows the increase or decrease in the percentage of antisemitic crimes charged by each police force from 2015 to 2016.

- Decrease in crimes charged
- No change in crimes charged
- Increase in crimes charged
- No crimes recorded
- Inadequate data



RECOMMENDATIONS

While we were delighted to see many of the recommendations we presented last year adopted in the government's 2016 Hate Crime Action Plan, the law enforcement bodies responsible for implementing them have failed to do so.

The solutions are simple, but whilst the right promises are being made, little has been implemented. The result is that British Jews continue to endure intolerable levels of hate crime.

TRAINING AND GUIDANCE

It is not always obvious to those without an understanding of the history of antisemitism when an antisemitic act has occurred. In our experience, frontline police officers and junior prosecutors rarely have experience of antisemitism, and might not recognise certain types of antisemitic behaviour or acts, for example following a Jewish person and imitating the sound of escaping gas, alleging the malevolent power of 'the Rothschilds' or calling a Jewish person a 'baby killer'. This is understandable: the Jewish population is small and many police officers and prosecutors will rarely deal with Jewish people or antisemitism. They need to receive training, and when confronted with antisemitism, they need an authoritative and accessible source of guidance.

We recommend specific training and guidance on antisemitic hate crime for police officers and prosecutors should be produced by the College of Policing and the Crown Prosecution Service in close consultation with experts from Campaign Against Antisemitism. This specific training and guidance should supplement existing generic hate crime training which leaves police officers and prosecutors ill-equipped to deal with the intricacies of antisemitism.

OVERSIGHT

Law enforcement against antisemitic hate crime must be consistent and firm. In our experience, procedures and oversight within police forces fail to ensure that each and every response to antisemitism is as firm as the law permits. Learning from police forces which have established good practice in this area, we believe that the establishment of clear procedures and the nomination of a senior officer to oversee them is the most crucial element in developing deterrence against antisemitic hate crime through a consistently firm response.

We recommend the swift appointment by all police forces of a Single Point of Contact for antisemitic hate crime with a rank of Chief Superintendent or higher who has responsibility for overseeing investigations into reported antisemitic hate crime, and a review by Her Majesty's Inspectorate of Constabulary of all police

forces' response to antisemitic hate crime, including online hate crime, hate crime against and engagement with orthodox Jews, and hate crime within university communities.

TRANSPARENCY

We found that many police forces have not been keeping ordered data about antisemitic hate crime. The Home Office has acted to remedy this with new crime reporting rules which mandate police forces to track all strands of hate crime separately. The new rules came into effect in April 2017. This will mean that antisemitic hate crime can easily be tracked from the first report to the police, through to charging. The Crown Prosecution Service, however, still does not record whether it prosecutes those charged, and if so, what the outcome is. It also does not disclose the number of cases presented for charging by police forces, but rejected by prosecutors. This makes it impossible to scrutinise the performance of the Crown Prosecution Service and, more broadly, the success of the criminal justice system as a whole, in tackling antisemitism.

We recommend recording and regular publication by the Crown Prosecution Service of data for each police force area showing prosecution decisions in cases involving antisemitism and the outcomes of any prosecutions, including sentencing.

METHODOLOGY

This report has been compiled using statistics gathered from all of the police forces in the United Kingdom. Under the Freedom of Information Act, all forces were requested to provide a breakdown of the number of antisemitic crimes and non-criminal incidents reported to them in each month of 2016. In the case of antisemitic crimes, forces were also asked to provide the number of crimes involving violence, and the number of crimes resulting in charges being brought.

Additionally, whilst the Crown Prosecution Service repeatedly refused to disclose the number of antisemitic hate crimes that it prosecuted, by reviewing our own data, other charities' data and press reports, it was possible to assess the number of known prosecutions for antisemitic hate crimes.

The result is our second National Antisemitic Crime Audit, providing analysis of police figures for antisemitic crimes across the United Kingdom.

INCIDENTS, CRIMES, VIOLENCE AND CHARGING

CRIMES AND NON-CRIMINAL INCIDENTS

When a matter is reported to a police force, it is normally logged as an "incident". An incident is a matter that has been reported to the police. If an incident is deemed by

the police to be criminal, then its status is changed to that of being a "crime". A crime is any incident which is believed to have broken the law.

For example, a member of the public might report that they were called a "F***ing Jew" during a conversation. There are some circumstances in which it is a criminal offence to call somebody a "F***ing Jew", but there are also circumstances where it does not constitute a criminal offence. In this example, if the comment was made inside a dwelling, it is likely that the matter would be logged as an incident, whereas if it happened at a demonstration, it is possible that the matter would be logged as an incident, and then recategorised as a crime.

There is justifiable concern that incident data is unreliable, because it includes any report made to the police that is not criminal, which means that incidents are unqualified and may have no connection to criminality at all. The Metropolitan Police Service handles incidents differently to other police forces, recording all reports as an allegation, and then classifying some allegations as crimes, the difference being that classification of an allegation as a crime does not remove it from the allegation data, so it could be counted as both an incident and a crime. For these reasons, incident data should only be used as a means of judging whether police forces received a higher or lower number of non-criminal complaints.

VIOLENT CRIMES

The Home Office sets standards for recording crimes which apply to all police forces. Our categorisation of “violent crimes” includes any antisemitic act falling into the Home Office categories of “homicide” or “violence with injury”. We also include antisemitic acts falling within the sub-category of “assault without injury” and “racially or religiously aggravated assault without injury”.

CHARGING

The Home Office has standardised the recording of case outcomes. We included any antisemitic crime whose outcome was recorded as “charged/summonsed”.

PROSECUTIONS

PUBLIC SOURCES

The Crown Prosecution Service refuses to disclose the number of antisemitic hate crimes that it prosecutes. The only publicly-available information about prosecutions is therefore contained in public reports about cases, either in news media or on blogs or social media. We monitor public sources closely and verify any reports by calling courts and asking them to confirm the report.

PRIVATE SOURCES

Various charities in the United Kingdom keep records of antisemitic crimes, especially where they have assisted the

victims. We liaise with such charities to ensure that we record all known prosecutions for antisemitic crime.

DEALING WITH DISPARATE DATA

Each police force uses its own Crime Management System (CMS) for recording incidents and crimes. Some forces have adapted their CMS to include a specific flag for antisemitic crimes and incidents, whereas other have not.

The Home Office introduced new requirements for recording antisemitism which took effect on a voluntary basis in April 2016, becoming mandatory in April 2017. The requirements mandate all forces to track all strands of hate crime separately, including antisemitism.

FLAGGED ANTISEMITIC CRIMES AND INCIDENTS

In cases where the CMS has a specific flag for antisemitic crimes and incidents, it is normally left to the discretion of the investigating officer whether a crime or incident should be flagged as being antisemitic. It is beyond the scope of this present research to determine whether antisemitic crimes and incidents are being reliably flagged as such. For the purposes of this present research, if a crime or incident was flagged as being antisemitic, it was treated as being antisemitic, and crimes and incidents that were not flagged as being antisemitic have been excluded from the statistics presented.

KEYWORD SEARCHES FOR ANTISEMITIC CRIMES AND INCIDENTS

In cases where the CMS does not have a specific flag for antisemitic crimes and incidents, it is necessary to interrogate the information held by the CMS to try to extract details of antisemitic crimes and incidents. In the absence of a discrete flag for antisemitic crimes and incidents, it is possible to search for crimes and incidents flagged as racially or religiously motivated (it is settled law that, for legal purposes, Jews are considered to belong to a race as well as a religion¹), and then search within those results for keywords which are likely to be indicators that the crimes and incidents were antisemitic. For the purposes of this research, the keywords used were the following whole words: Jew, Jews, Jewish, Judaism, Semite, Semitic, Semitism, Antisemite, Antisemitic, Antisemitism, Yid, Yids, Yiddo, or Yiddish.

Police forces whose CMS did not use a specific flag for antisemitism, and who were therefore conducting keyword searches, tended to be police forces in whose jurisdiction antisemitic crimes and incidents were comparatively rare. Their searches tended to yield only a small number of crimes and incidents, which in some cases could then be individually checked to ensure that they were indeed antisemitic crimes and incidents.

Every effort has been made to ensure that antisemitic crime and incident data obtained by means of keyword search is accurate, but such data will never be quite as accurate as data obtained from a CMS with a specific flag for antisemitic crimes and incidents. We have therefore provided data from each police force, including details of how that data was obtained.

Some police forces changed their CMS configuration in April 2016, such that in some cases police forces did not have a specific flag for antisemitism in March 2016 but they did in April 2016. For that reason, we collected data using two sets of requests under the Freedom of Information Act, with one covering January to March 2016, and the other covering April to December 2016. This additionally afforded us an opportunity to compare the number of crimes recorded each month before and after police forces implemented a specific flag for antisemitic crime, enabling us to check and query their data where there was a sudden change. In the case of Wiltshire Police, we determined that data collected between April and December 2016 should not be relied upon and it was excluded from this study.

LIMITED DATA

Under the Freedom of Information Act, police forces are permitted to decline to respond to requests for information which

¹ In *Mandla v Dowell-Lee* [1983] 2 AC 548, the law lords held that Sikhs were a racial group whose members could be defined by birth or adherence and Lord Fraser approved the decision in *King-Ansell v Police* [1979] 2 NZLR 531 that Jews formed a group with common ethnic origins for the purposes of the New Zealand Race Relations Act. Further support for the proposition that Jews are a racial group can be found in the cases of *R v JFS* [2009] UKSC 15 and *Seide v Gillette Industries Ltd* [1980] IRLR 427 — although these were not criminal cases. Nevertheless, it is settled law that in criminal cases, as in other legal fields, Jews are a racial grouping and not merely a religious group.

would take more than eighteen hours of police time to answer. Some police forces were unable to provide data on all antisemitic crimes and incidents because their data is in extreme disorder and it would have taken more than eighteen hours, by their estimation, for a member of staff to provide the data we sought.

On this basis, Cleveland Police did not provide data for crimes between May and December 2016, Devon and Cornwall Constabulary did not provide data about non-criminal antisemitic incidents between January 2015 and March 2016, Dyfed-Powys Police did not provide any data for crimes between April and December 2016, Leicestershire Constabulary did not provide any data for non-criminal antisemitic incidents between April and December 2016, Police Scotland did not provide data about violent crime between April and December 2016, South Yorkshire Police did not provide details of violent crime or charged crime between April and December 2016, Staffordshire Police did not provide details of violent crime or charged crime, and Surrey Police did not provide details of non-criminal incidents between April and December 2016.

CONFIDENTIALITY

Some police forces which handled only a small number of antisemitic incidents or crimes over a given period did not provide the month in which an incident or crime took place, so as not to risk providing data from which information about individual cases could be deduced. In such cases, the incident or crime was treated as having

happened in the last month when it could have taken place.

COMPARISONS

Police forces do not all record antisemitic crime in a uniform manner. Data gathered by way of keyword searches is not necessarily completely comparable across police forces, and it is possible that some antisemitic crime will have slipped through keyword searches.

RECORDING PRACTICES

The Home Office introduced new requirements for recording antisemitism which took effect on a voluntary basis in April 2016, becoming mandatory in April 2017. The requirements mandate all forces to track all strands of hate crime separately, including antisemitism. The recording practices below were operating as of April 2016, and all forces are expected to have implemented the new Home Office requirements by April 2017.

FORCES WHICH USED A SPECIFIC FLAG FOR ANTISEMITISM

- Bedfordshire Police
- British Transport Police
- Cambridgeshire Constabulary
- City of London Police
- Cleveland Police
- Devon and Cornwall Constabulary
- Essex Police
- Greater Manchester Police
- Gwent Police
- Lancashire Constabulary

- Leicestershire Constabulary
- Metropolitan Police Service
- South Yorkshire Police
- Staffordshire Police
- Suffolk Constabulary
- West Mercia Police
- West Midlands Police
- West Yorkshire Police

FORCES WHICH DID NOT USE A SPECIFIC FLAG FOR ANTISEMITISM

- Avon and Somerset Constabulary
- Cheshire Constabulary
- Civil Nuclear Constabulary
- Cumbria Constabulary
- Derbyshire Constabulary
- Dorset Police
- Durham Constabulary
- Dyfed-Powys Police
- Hampshire Constabulary
- Hertfordshire Constabulary
- Humberside Police
- Kent Police
- Lincolnshire Police
- Merseyside Police
- Ministry of Defence Police
- Norfolk Constabulary
- North Wales Police
- North Yorkshire Police
- Northamptonshire Police
- Northumbria Police
- Nottinghamshire Police
- Police Service of Northern Ireland
- Port of Dover Police
- South Wales Police
- Surrey Police
- Sussex Police
- Thames Valley Police
- Warwickshire Police
- Wiltshire Police

DATA TABLES

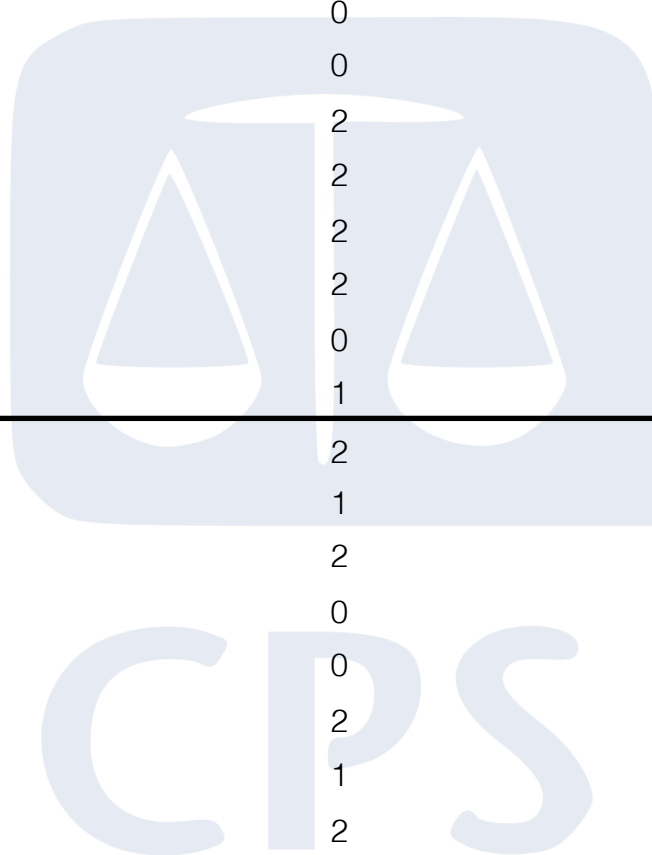
Prosecution data is from Campaign Against Antisemitism's prosecution log.

All of the data obtained from each police force is included in the following tables. Data for 2014 which is referred to in this report is broken down in detail in our National Antisemitic Crime Audit 2014-2015.

Jewish population data is from the national UK census conducted in 2011.

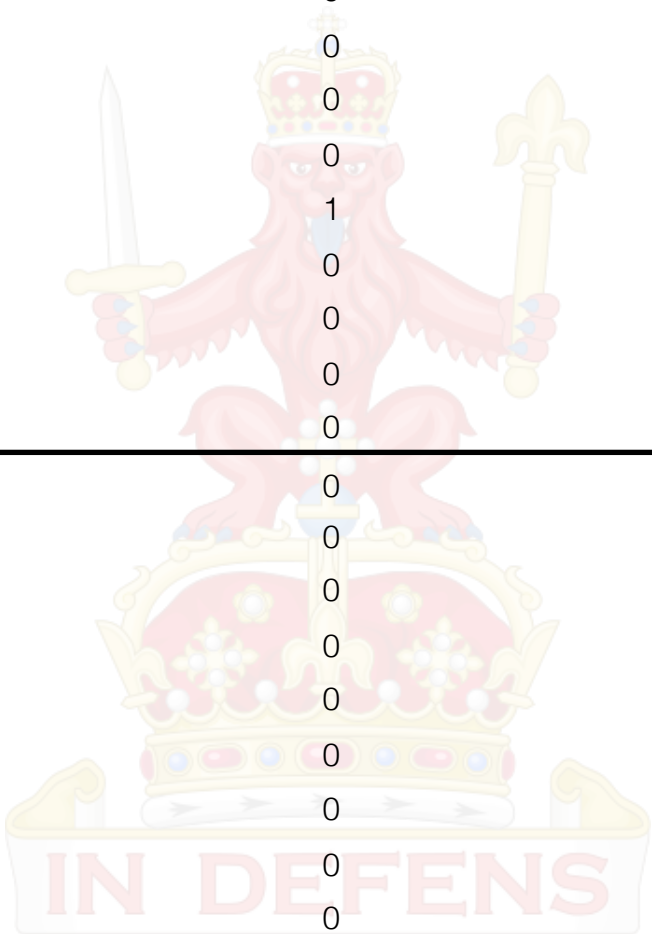
CROWN PROSECUTION SERVICE

		ANTISEMITIC CRIMES PROSECUTED	VIOLENT ANTISEMITIC CRIMES PROSECUTED
2015	JAN	1	1
	FEB	1	0
	MAR	0	0
	APR	0	0
	MAY	0	0
	JUN	0	0
	JUL	2	0
	AUG	2	1
	SEP	2	0
	OCT	2	1
	NOV	0	0
	DEC	1	0
2016	JAN	2	0
	FEB	1	0
	MAR	2	0
	APR	0	0
	MAY	0	0
	JUN	2	0
	JUL	1	1
	AUG	2	0
	SEP	2	0
	OCT	2	0
	NOV	3	0
	DEC	3	1
2015	TOTAL	11	3
2016	TOTAL	20	2




CROWN OFFICE AND PROCURATOR FISCAL SERVICE

		ANTISEMITIC CRIMES PROSECUTED	VIOLENT ANTISEMITIC CRIMES PROSECUTED
2015	JAN	0	0
	FEB	0	0
	MAR	0	0
	APR	0	0
	MAY	0	0
	JUN	0	0
	JUL	0	0
	AUG	1	0
	SEP	0	0
	OCT	0	0
	NOV	0	0
	DEC	0	0
2016	JAN	0	0
	FEB	0	0
	MAR	0	0
	APR	0	0
	MAY	0	0
	JUN	0	0
	JUL	0	0
	AUG	0	0
	SEP	0	0
	OCT	0	0
	NOV	0	0
	DEC	0	0
2015	TOTAL	1	0
2016	TOTAL	0	0



PUBLIC PROSECUTION SERVICE FOR NORTHERN IRELAND

		ANTISEMITIC CRIMES PROSECUTED	VIOLENT ANTISEMITIC CRIMES PROSECUTED
2015	JAN	0	0
	FEB	0	0
	MAR	0	0
	APR	0	0
	MAY	0	0
	JUN	0	0
	JUL	0	0
	AUG	0	0
	SEP	0	0
	OCT	0	0
	NOV	0	0
	DEC	0	0
2016	JAN	0	0
	FEB	0	0
	MAR	0	0
	APR	0	0
	MAY	0	0
	JUN	0	0
	JUL	0	0
	AUG	0	0
	SEP	0	0
	OCT	0	0
	NOV	0	0
	DEC	0	0
2015	TOTAL	0	0
2016	TOTAL	0	0



ALL POLICE FORCES

JEWISH POPULATION: 269,568

		ALL ANTISEMITIC CRIME	VIOLENT ANTISEMITIC CRIME	ANTISEMITIC CRIMES CHARGED	NON- CRIMINAL ANTISEMITIC INCIDENTS
2015	JAN	81	15	8	69
	FEB	84	17	14	89
	MAR	79	16	11	62
	APR	87	17	4	70
	MAY	72	18	12	60
	JUN	75	14	6	53
	JUL	90	23	11	53
	AUG	75	10	10	59
	SEP	74	15	13	56
	OCT	78	18	12	57
	NOV	76	17	15	62
	DEC	67	10	12	61
2016	JAN	68	4	4	16
	FEB	44	7	0	20
	MAR	71	7	3	33
	APR	82	8	12	33
	MAY	93	9	10	42
	JUN	96	12	7	37
	JUL	115	9	10	40
	AUG	87	10	7	40
	SEP	99	6	6	57
	OCT	94	11	6	44
	NOV	92	10	3	43
	DEC	137	12	21	103
2015	TOTAL	938	190	128	751
2016	TOTAL	1078	105	89	508

Some police forces did not provide data, or provided limited data, as detailed on the following pages.

AVON AND SOMERSET CONSTABULARY

JEWISH POPULATION: 1,670

		ALL ANTISEMITIC CRIME	VIOLENT ANTISEMITIC CRIME	ANTISEMITIC CRIMES CHARGED	NON- CRIMINAL ANTISEMITIC INCIDENTS
2015	JAN	1	0	0	0
	FEB	0	0	0	2
	MAR	0	0	0	3
	APR	1	0	0	0
	MAY	1	0	0	1
	JUN	3	3	0	0
	JUL	0	2	0	0
	AUG	2	0	1	0
	SEP	0	0	0	0
	OCT	1	0	0	0
	NOV	0	0	0	0
	DEC	0	0	0	0
2016	JAN	0	0	0	0
	FEB	1	1	0	0
	MAR	1	1	0	0
	APR	0	0	0	0
	MAY	1	1	0	0
	JUN	2	2	0	0
	JUL	0	0	0	0
	AUG	0	0	0	0
	SEP	0	0	0	0
	OCT	0	0	0	0
	NOV	0	0	0	0
	DEC	1	1	0	0
2015	TOTAL	9	5	1	6
2016	TOTAL	6	6	0	0

BEDFORDSHIRE POLICE

JEWISH POPULATION: 3,511

		ALL ANTISEMITIC CRIME	VIOLENT ANTISEMITIC CRIME	ANTISEMITIC CRIMES CHARGED	NON- CRIMINAL ANTISEMITIC INCIDENTS
2015	JAN	2	0	1	
	FEB	5	0	0	
	MAR	1	0	0	
	APR	2	1	0	
	MAY	0	0	0	
	JUN	2	0	0	
	JUL	2	1	0	
	AUG	2	1	0	
	SEP	0	0	0	
	OCT	0	0	0	
	NOV	2	0	0	
	DEC	1	0	0	
2016	JAN	0	0	0	0
	FEB	0	0	0	0
	MAR	0	0	0	0
	APR	0	0	0	0
	MAY	0	0	0	0
	JUN	0	0	0	0
	JUL	0	0	0	0
	AUG	0	0	0	0
	SEP	0	0	0	1
	OCT	2	0	0	0
	NOV	0	0	0	0
	DEC	2	0	0	0
2015 TOTAL		19	3	1	0
2016 TOTAL		4	0	0	1

Bedfordshire Police did not provide data about non-criminal antisemitic incidents in 2015.

BRITISH TRANSPORT POLICE

		ALL ANTISEMITIC CRIME	VIOLENT ANTISEMITIC CRIME	ANTISEMITIC CRIMES CHARGED	NON- CRIMINAL ANTISEMITIC INCIDENTS
2015	JAN	1	0	0	0
	FEB	3	1	0	3
	MAR	4	1	1	2
	APR	1	0	1	0
	MAY	0	0	0	2
	JUN	0	0	0	1
	JUL	3	0	0	1
	AUG	5	0	3	1
	SEP	2	0	1	0
	OCT	0	0	0	1
	NOV	2	0	3	1
	DEC	2	0	7	3
2016	JAN	4	0	0	1
	FEB	3	0	0	3
	MAR	5	0	0	4
	APR	3	0	0	8
	MAY	5	0	0	6
	JUN	2	0	0	6
	JUL	3	1	0	2
	AUG	1	0	0	10
	SEP	2	0	0	8
	OCT	2	0	0	8
	NOV	4	0	0	13
	DEC	4	0	0	5
2015	TOTAL	23	2	16	15
2016	TOTAL	38	1	0	74

CAMBRIDGESHIRE CONSTABULARY

JEWISH POPULATION: 1,652

		ALL ANTISEMITIC CRIME	VIOLENT ANTISEMITIC CRIME	ANTISEMITIC CRIMES CHARGED	NON- CRIMINAL ANTISEMITIC INCIDENTS
2015	JAN	0	0	0	1
	FEB	1	0	0	1
	MAR	2	0	0	0
	APR	0	0	0	0
	MAY	0	0	0	1
	JUN	0	0	0	0
	JUL	0	0	0	0
	AUG	1	0	0	1
	SEP	0	0	0	0
	OCT	0	0	0	1
	NOV	1	0	0	0
	DEC	1	0	0	2
2016	JAN	0	0	0	0
	FEB	0	0	0	0
	MAR	0	0	0	0
	APR	1	0	0	
	MAY	0	0	0	
	JUN	2	0	0	
	JUL	1	1	1	
	AUG	2	0	0	
	SEP	3	0	0	
	OCT	3	1	1	
	NOV	3	1	1	
	DEC	1	0	0	42
2015 TOTAL		6	0	0	7
2016 TOTAL		16	3	3	42

Cambridgeshire Constabulary did not provide the month in which the non-criminal incidents occurred between April and December 2016.

CHESHIRE CONSTABULARY

JEWISH POPULATION: 1,022

		ALL ANTISEMITIC CRIME	VIOLENT ANTISEMITIC CRIME	ANTISEMITIC CRIMES CHARGED	NON- CRIMINAL ANTISEMITIC INCIDENTS
2015	JAN	0	0	0	0
	FEB	3	0	1	4
	MAR	1	1	0	1
	APR	0	0	0	0
	MAY	0	0	0	0
	JUN	0	0	0	0
	JUL	1	0	0	0
	AUG	0	0	0	1
	SEP	0	0	0	0
	OCT	0	0	0	0
	NOV	0	0	0	0
	DEC	0	0	0	0
2016	JAN	0	0	0	0
	FEB	0	0	0	0
	MAR	0	0	0	0
	APR	1	0	0	0
	MAY	0	0	0	0
	JUN	0	0	0	0
	JUL	0	0	0	0
	AUG	0	0	0	0
	SEP	0	0	0	1
	OCT	0	0	0	1
	NOV	1	0	0	0
	DEC	1	0	0	0
2015 TOTAL		5	1	1	6
2016 TOTAL		3	0	0	2

CITY OF LONDON POLICE

JEWISH POPULATION: 166

		ALL ANTISEMITIC CRIME	VIOLENT ANTISEMITIC CRIME	ANTISEMITIC CRIMES CHARGED	NON- CRIMINAL ANTISEMITIC INCIDENTS
2015	JAN	0	0	0	0
	FEB	0	0	0	0
	MAR	1	0	0	0
	APR	0	0	0	0
	MAY	0	0	0	0
	JUN	0	0	0	0
	JUL	1	0	0	0
	AUG	0	0	0	0
	SEP	0	0	0	0
	OCT	0	0	0	0
	NOV	0	0	0	0
	DEC	0	0	0	0
2016	JAN	0	0	0	0
	FEB	0	0	0	0
	MAR	0	0	0	0
	APR	0	0	0	0
	MAY	0	0	0	0
	JUN	3	1	0	0
	JUL	2	0	0	0
	AUG	0	0	0	0
	SEP	0	0	0	1
	OCT	1	1	0	0
	NOV	2	1	0	0
	DEC	1	1	0	0
2014	TOTAL	2	0	0	0
2015	TOTAL	9	4	0	1

CIVIL NUCLEAR CONSTABULARY

The Civil Nuclear Constabulary is a highly-specialised national police force which protects nuclear facilities. We would not expect them to have recorded any antisemitic crime or non-criminal incidents in 2015 and 2016. For completeness, we asked them and they confirmed that this was the case.



CLEVELAND POLICE

JEWISH POPULATION: 181

		ALL ANTISEMITIC CRIME	VIOLENT ANTISEMITIC CRIME	ANTISEMITIC CRIMES CHARGED	NON- CRIMINAL ANTISEMITIC INCIDENTS
2015	JAN	0	0	0	
	FEB	0	0	0	
	MAR	0	0	0	
	APR	0	0	0	
	MAY	0	0	0	
	JUN	0	0	0	
	JUL	0	0	0	
	AUG	0	0	0	
	SEP	0	0	0	
	OCT	0	0	0	
	NOV	0	0	0	
	DEC	0	0	0	1
2016	JAN	0	0	0	0
	FEB	0	0	0	0
	MAR	0	0	0	0
	APR	0	0	0	1
	MAY				
	JUN				
	JUL				
	AUG				
	SEP				
	OCT				
	NOV				
	DEC				
2015 TOTAL		0	0	0	1
2016 TOTAL		0	0	0	1

Cleveland Police did not provide month in which the non-criminal antisemitic incident in 2015 occurred and did not provide data for crimes between May and December 2016.

CUMBRIA CONSTABULARY

JEWISH POPULATION: 203

	ALL ANTISEMITIC CRIME	VIOLENT ANTISEMITIC CRIME	ANTISEMITIC CRIMES CHARGED	NON- CRIMINAL ANTISEMITIC INCIDENTS
2014				
JAN				0
FEB				2
MAR				0
APR				3
MAY				0
JUN				1
JUL				0
AUG				0
SEP				2
OCT				1
NOV				0
DEC	2	0	0	0
2015				
JAN	0	0	0	0
FEB	0	0	0	1
MAR	0	0	0	0
APR	0	0	0	0
MAY	0	0	0	0
JUN	0	0	0	0
JUL	0	0	0	0
AUG	0	0	0	1
SEP	0	0	0	0
OCT	0	0	0	1
NOV	0	0	0	0
DEC	0	0	0	0
2014 TOTAL	2	0	0	9
2015 TOTAL	0	0	0	3

Cumbria Constabulary did not provide the month in which crimes occurred in 2015 as they felt that such information could lead to the identification of those involved.

DERBYSHIRE CONSTABULARY

JEWISH POPULATION: 473

		ALL ANTISEMITIC CRIME	VIOLENT ANTISEMITIC CRIME	ANTISEMITIC CRIMES CHARGED	NON- CRIMINAL ANTISEMITIC INCIDENTS
2015	JAN	0	0	0	0
	FEB	1	0	0	1
	MAR	0	0	0	0
	APR	0	0	0	0
	MAY	0	0	0	0
	JUN	0	0	0	0
	JUL	0	0	0	0
	AUG	0	0	0	0
	SEP	0	0	0	0
	OCT	0	0	0	0
	NOV	1	0	0	1
	DEC	0	0	0	0
2016	JAN	0	0	0	0
	FEB	0	0	0	1
	MAR	0	0	0	1
	APR	0	0	0	0
	MAY	0	0	0	6
	JUN	0	0	0	3
	JUL	0	0	0	0
	AUG	0	0	0	0
	SEP	0	0	0	3
	OCT	0	0	0	1
	NOV	0	0	0	2
	DEC	0	0	0	6
2015	TOTAL	2	0	0	2
2016	TOTAL	0	0	0	23

DEVON AND CORNWALL CONSTABULARY

JEWISH POPULATION: 1,355

		ALL ANTISEMITIC CRIME	VIOLENT ANTISEMITIC CRIME	ANTISEMITIC CRIMES CHARGED	NON- CRIMINAL ANTISEMITIC INCIDENTS
2015	JAN	0	0	0	
	FEB	0	0	0	
	MAR	0	0	0	
	APR	1	0	0	
	MAY	0	0	0	
	JUN	1	0	0	
	JUL	1	0	0	
	AUG	1	0	0	
	SEP	0	0	0	
	OCT	0	0	0	
	NOV	1	0	0	
	DEC	0	0	0	
2016	JAN	0	0	0	
	FEB	0	0	0	
	MAR	2	2	0	
	APR	0	0	0	0
	MAY	1	0	0	0
	JUN	1	1	0	0
	JUL	2	0	0	0
	AUG	1	1	0	0
	SEP	0	0	0	0
	OCT	0	0	0	0
	NOV	0	0	0	0
	DEC	0	0	0	0
2015 TOTAL		5	0	0	
2016 TOTAL		7	4	0	

Devon and Cornwall Constabulary did not provide data about non-criminal antisemitic incidents between January 2015 and March 2016.

DORSET POLICE

JEWISH POPULATION: 2,266

		ALL ANTISEMITIC CRIME	VIOLENT ANTISEMITIC CRIME	ANTISEMITIC CRIMES CHARGED	NON- CRIMINAL ANTISEMITIC INCIDENTS
2015	JAN	0	0		
	FEB	0	0		
	MAR	1	0		
	APR	0	0		
	MAY	0	0		
	JUN	0	0		
	JUL	1	0		
	AUG	1	0		
	SEP	0	0		
	OCT	1	0		
	NOV	0	0		
	DEC	0	0	1	
2016	JAN	0	0	0	0
	FEB	0	0	0	1
	MAR	1	0	0	1
	APR	0	0	0	1
	MAY	0	0	0	1
	JUN	0	0	0	0
	JUL	1	0	1	1
	AUG	2	1	0	0
	SEP	2	0	0	0
	OCT	0	0	1	0
	NOV	1	0	0	1
	DEC	0	0	0	1
2015 TOTAL		4	0	1	
2016 TOTAL		7	1	2	7

Dorset Police did not provide data about non-criminal antisemitic incidents in 2015 and did not provide the month in which the charged antisemitic crime in 2015 was charged.

DURHAM CONSTABULARY

JEWISH POPULATION: 253

		ALL ANTISEMITIC CRIME	VIOLENT ANTISEMITIC CRIME	ANTISEMITIC CRIMES CHARGED	NON- CRIMINAL ANTISEMITIC INCIDENTS
2015	JAN	0	0	0	0
	FEB	0	0	0	0
	MAR	0	0	0	0
	APR	0	0	0	0
	MAY	0	0	0	0
	JUN	0	0	0	1
	JUL	1	0	0	0
	AUG	0	0	0	0
	SEP	0	0	0	1
	OCT	0	0	0	0
	NOV	1	1	1	0
	DEC	0	0	0	0
2016	JAN	0	0	0	0
	FEB	1	0	0	0
	MAR	0	0	0	0
	APR	1	0	0	1
	MAY	0	0	0	0
	JUN	0	0	0	0
	JUL	0	0	0	0
	AUG	0	0	0	0
	SEP	1	0	0	1
	OCT	0	0	0	0
	NOV	0	0	0	0
	DEC	0	0	0	0
2015	TOTAL	2	1	1	2
2016	TOTAL	3	0	0	2

DYFED-POWYS POLICE

JEWISH POPULATION: 276

		ALL ANTISEMITIC CRIME	VIOLENT ANTISEMITIC CRIME	ANTISEMITIC CRIMES CHARGED	NON- CRIMINAL ANTISEMITIC INCIDENTS
2015	JAN	0	0	0	
	FEB	0	0	0	
	MAR	0	0	0	
	APR	0	0	0	
	MAY	0	0	0	
	JUN	0	0	0	
	JUL	0	0	0	
	AUG	0	0	0	
	SEP	0	0	0	
	OCT	0	0	0	
	NOV	1	1	0	
	DEC	0	0	0	
2016	JAN	0	0	0	0
	FEB	0	0	0	0
	MAR	0	0	0	0
	APR				
	MAY				
	JUN				
	JUL				
	AUG				
	SEP				
	OCT				
	NOV				
	DEC				
2015	TOTAL	1	1	0	
2016	TOTAL	0	0	0	0

Dyfed-Powys Police did not provide data about non-criminal antisemitic incidents in 2015 and did not provide data for crimes between April and December 2016.

ESSEX POLICE

JEWISH POPULATION: 6,662

		ALL ANTISEMITIC CRIME	VIOLENT ANTISEMITIC CRIME	ANTISEMITIC CRIMES CHARGED	NON- CRIMINAL ANTISEMITIC INCIDENTS
2015	JAN	3	3	0	1
	FEB	0	0	0	1
	MAR	1	1	0	0
	APR	5	5	0	0
	MAY	0	0	0	2
	JUN	0	0	0	1
	JUL	2	2	0	1
	AUG	2	2	0	0
	SEP	0	0	0	0
	OCT	3	3	0	0
	NOV	3	3	0	0
	DEC	2	2	0	2
2016	JAN	0	0	0	1
	FEB	1	0	0	0
	MAR	0	0	0	0
	APR	0	0	0	0
	MAY	1	0	0	0
	JUN	2	0	0	0
	JUL	4	1	0	0
	AUG	3	2	0	0
	SEP	5	1	1	0
	OCT	3	0	0	2
	NOV	3	1	0	1
	DEC	3	1	1	2
2015 TOTAL		21	21	0	8
2016 TOTAL		25	6	2	6

We asked Essex Police to confirm that all of their reported antisemitic crimes in 2015 involved violence and they confirmed that the figures were correct.

GLoucestershire Constabulary

JEWISH POPULATION: 539

	ALL ANTISEMITIC CRIME	VIOLENT ANTISEMITIC CRIME	ANTISEMITIC CRIMES CHARGED	NON-CRIMINAL ANTISEMITIC INCIDENTS
2015				
JAN				
FEB				
MAR				
APR				
MAY				
JUN				
JUL				
AUG				
SEP				
OCT				
NOV				
DEC				
2016				
JAN				
FEB				
MAR				
APR				
MAY				
JUN				
JUL				
AUG				
SEP				
OCT				
NOV				
DEC	2	0	0	0
2015 TOTAL				
2016 TOTAL	2	0	0	0

Gloucestershire Constabulary did not provide data for 2015 and did not break down its crime data for 2016 by month.

GREATER MANCHESTER POLICE

JEWISH POPULATION: 25,013

		ALL ANTISEMITIC CRIME	VIOLENT ANTISEMITIC CRIME	ANTISEMITIC CRIMES CHARGED	NON- CRIMINAL ANTISEMITIC INCIDENTS
2015	JAN	15	1	1	13
	FEB	16	5	0	14
	MAR	15	2	1	11
	APR	20	4	0	17
	MAY	17	5	1	12
	JUN	13	2	0	5
	JUL	24	9	2	8
	AUG	11	1	0	8
	SEP	21	8	6	8
	OCT	11	4	2	6
	NOV	8	1	0	9
	DEC	5	1	0	8
2016	JAN	13	1	0	2
	FEB	1	0	0	3
	MAR	9	1	0	6
	APR	11	1	1	5
	MAY	16	3	2	11
	JUN	13	1	1	10
	JUL	24	2	3	13
	AUG	18	0	0	11
	SEP	11	0	2	16
	OCT	14	1	1	10
	NOV	12	1	0	10
	DEC	14	1	0	4
2015	TOTAL	176	43	13	119
2016	TOTAL	156	12	10	101

GWENT POLICE

JEWISH POPULATION: 257

		ALL ANTISEMITIC CRIME	VIOLENT ANTISEMITIC CRIME	ANTISEMITIC CRIMES CHARGED	NON- CRIMINAL ANTISEMITIC INCIDENTS
2015	JAN	0	0	0	1
	FEB	0	0	0	0
	MAR	0	0	0	0
	APR	0	0	0	0
	MAY	0	0	0	0
	JUN	0	0	0	0
	JUL	1	0	0	0
	AUG	0	0	0	0
	SEP	1	0	0	0
	OCT	1	0	0	0
	NOV	0	0	0	0
	DEC	0	0	0	0
2016	JAN	0	0	0	0
	FEB	0	0	0	0
	MAR	0	0	0	0
	APR	0	0	0	0
	MAY	0	0	0	0
	JUN	0	0	0	0
	JUL	0	0	0	0
	AUG	0	0	0	0
	SEP	0	0	0	0
	OCT	0	0	0	0
	NOV	0	0	0	0
	DEC	0	0	0	0
2015	TOTAL	3	0	0	1
2016	TOTAL	0	0	0	0

HAMPSHIRE CONSTABULARY

JEWISH POPULATION: 1,899

		ALL ANTISEMITIC CRIME	VIOLENT ANTISEMITIC CRIME	ANTISEMITIC CRIMES CHARGED	NON- CRIMINAL ANTISEMITIC INCIDENTS
2015	JAN	0	0	0	0
	FEB	0	0	0	0
	MAR	1	0	0	1
	APR	1	0	0	1
	MAY	0	0	0	0
	JUN	0	0	0	0
	JUL	0	0	0	0
	AUG	0	0	0	0
	SEP	0	0	0	0
	OCT	0	0	0	0
	NOV	1	0	0	1
	DEC	0	0	0	0
2016	JAN				
	FEB				
	MAR				
	APR				
	MAY				
	JUN				
	JUL				
	AUG				
	SEP				
	OCT				
	NOV				
	DEC	3	2	0	1
2015	TOTAL	3	0	0	3
2016	TOTAL	3	2	0	1

Hampshire Constabulary did not break down its crime data for 2016 by month.

HERTFORDSHIRE CONSTABULARY

JEWISH POPULATION: 21,345

		ALL ANTISEMITIC CRIME	VIOLENT ANTISEMITIC CRIME	ANTISEMITIC CRIMES CHARGED	NON- CRIMINAL ANTISEMITIC INCIDENTS
2015	JAN	2	0	0	2
	FEB	2	0	2	0
	MAR	0	0	0	1
	APR	1	1	0	0
	MAY	0	0	0	1
	JUN	1	0	0	1
	JUL	1	0	1	1
	AUG	1	0	0	0
	SEP	0	0	0	1
	OCT	0	0	0	1
	NOV	1	1	0	0
	DEC	1	0	1	0
2016	JAN	1	0	0	1
	FEB	1	0	0	2
	MAR	8	0	0	3
	APR	1	1	1	8
	MAY	6	0	0	4
	JUN	0	0	0	4
	JUL	4	0	0	8
	AUG	2	0	0	5
	SEP	3	0	0	10
	OCT	5	0	0	5
	NOV	3	1	1	6
	DEC	4	0	0	2
2015 TOTAL		10	2	4	8
2016 TOTAL		38	2	2	58

HUMBERSIDE POLICE

JEWISH POPULATION: 509

		ALL ANTISEMITIC CRIME	VIOLENT ANTISEMITIC CRIME	ANTISEMITIC CRIMES CHARGED	NON- CRIMINAL ANTISEMITIC INCIDENTS
2015	JAN	2	0	0	0
	FEB	2	0	0	0
	MAR	0	0	0	0
	APR	1	0	0	0
	MAY	0	0	0	0
	JUN	1	0	0	0
	JUL	1	0	0	0
	AUG	1	0	0	0
	SEP	0	0	0	0
	OCT	0	0	0	0
	NOV	1	0	0	0
	DEC	1	0	0	0
2016	JAN	0	0	0	0
	FEB	0	0	0	0
	MAR	0	0	0	0
	APR	0	0	0	1
	MAY	0	0	0	1
	JUN	0	0	0	0
	JUL	0	0	0	2
	AUG	0	0	0	0
	SEP	2	0	0	1
	OCT	0	0	0	0
	NOV	0	0	0	1
	DEC	0	0	0	1
2015 TOTAL		10	0	0	0
2016 TOTAL		2	0	0	7

KENT POLICE

JEWISH POPULATION: 1,985

		ALL ANTISEMITIC CRIME	VIOLENT ANTISEMITIC CRIME	ANTISEMITIC CRIMES CHARGED	NON- CRIMINAL ANTISEMITIC INCIDENTS
2015	JAN	1	0	0	2
	FEB	0	0	0	1
	MAR	0	0	0	0
	APR	2	0	0	0
	MAY	1	0	0	0
	JUN	1	0	0	0
	JUL	0	0	0	0
	AUG	0	0	0	0
	SEP	1	0	0	0
	OCT	0	0	0	0
	NOV	0	0	0	0
	DEC	0	0	0	0
2016	JAN	0	0	0	1
	FEB	1	0	0	1
	MAR	0	0	0	0
	APR	1	1	0	0
	MAY	1	0	0	0
	JUN	1	0	0	0
	JUL	0	0	0	0
	AUG	0	0	0	0
	SEP	1	0	0	0
	OCT	1	0	0	0
	NOV	0	0	0	0
	DEC	1	0	0	0
2015	TOTAL	6	0	0	3
2016	TOTAL	7	1	0	2

LANCASHIRE CONSTABULARY

JEWISH POPULATION: 1,165

		ALL ANTISEMITIC CRIME	VIOLENT ANTISEMITIC CRIME	ANTISEMITIC CRIMES CHARGED	NON- CRIMINAL ANTISEMITIC INCIDENTS
2015	JAN	2	0	0	0
	FEB	1	0	1	0
	MAR	0	0	0	0
	APR	2	0	0	0
	MAY	3	0	0	0
	JUN	1	1	0	0
	JUL	0	0	0	0
	AUG	1	0	0	0
	SEP	0	0	0	0
	OCT	3	1	0	0
	NOV	3	0	0	0
	DEC	0	0	0	0
2016	JAN	0	0	0	0
	FEB	0	0	0	0
	MAR	1	0	0	0
	APR	0	0	0	0
	MAY	0	0	0	1
	JUN	2	1	0	0
	JUL	1	0	0	1
	AUG	0	0	0	2
	SEP	0	0	0	2
	OCT	2	1	0	2
	NOV	0	0	0	1
	DEC	0	0	0	0
2015 TOTAL		16	2	1	0
2016 TOTAL		6	2	0	9

LEICESTERSHIRE CONSTABULARY

JEWISH POPULATION: 877

		ALL ANTISEMITIC CRIME	VIOLENT ANTISEMITIC CRIME	ANTISEMITIC CRIMES CHARGED	NON- CRIMINAL ANTISEMITIC INCIDENTS
2015	JAN	0	0	0	0
	FEB	0	0	0	0
	MAR	0	0	0	0
	APR	0	0	0	0
	MAY	0	0	0	0
	JUN	0	0	0	0
	JUL	1	0	0	0
	AUG	0	0	0	0
	SEP	1	0	0	0
	OCT	1	0	0	0
	NOV	0	0	0	0
	DEC	0	0	0	0
2016	JAN	2	1	1	0
	FEB	1	0	0	0
	MAR	1	1	0	0
	APR	0	0	0	0
	MAY	1	0	0	0
	JUN	0	0	0	0
	JUL	0	0	0	0
	AUG	1	0	0	0
	SEP	2	0	0	0
	OCT	0	0	0	0
	NOV	0	0	0	0
	DEC	0	0	0	0
2015 TOTAL		3	0	0	0
2016 TOTAL		8	2	1	0

Leicestershire Constabulary did not provide data for non-criminal incidents between April and December 2016.

LINCOLNSHIRE POLICE

JEWISH POPULATION: 551

		ALL ANTISEMITIC CRIME	VIOLENT ANTISEMITIC CRIME	ANTISEMITIC CRIMES CHARGED	NON- CRIMINAL ANTISEMITIC INCIDENTS
2015	JAN	0	0	0	0
	FEB	0	0	0	0
	MAR	0	0	0	0
	APR	0	0	0	0
	MAY	0	0	0	0
	JUN	0	0	0	0
	JUL	0	0	0	0
	AUG	0	0	0	0
	SEP	0	0	0	0
	OCT	0	0	0	0
	NOV	0	0	0	2
	DEC	0	0	0	0
2016	JAN	0	0	0	1
	FEB	0	0	0	0
	MAR	1	0	0	0
	APR	0	0	0	0
	MAY	0	0	0	0
	JUN	0	0	0	0
	JUL	0	0	0	0
	AUG	0	0	0	1
	SEP	0	0	0	0
	OCT	0	0	0	0
	NOV	0	0	0	0
	DEC	1	0	0	1
2015	TOTAL	0	0	0	2
2016	TOTAL	2	0	0	3

MERSEYSIDE POLICE

JEWISH POPULATION: 3,014

	ALL ANTISEMITIC CRIME	VIOLENT ANTISEMITIC CRIME	ANTISEMITIC CRIMES CHARGED	NON- CRIMINAL ANTISEMITIC INCIDENTS
2015				
JAN	6			
FEB	1			
MAR	6			
APR	3			
MAY	3			
JUN	4			
JUL	2			
AUG	0			
SEP	0			
OCT	2			
NOV	0			
DEC	1			
2016				
JAN				
FEB				
MAR	3	0	0	2
APR	5	0	1	0
MAY	4	1	0	2
JUN	3	0	0	0
JUL	1	0	0	1
AUG	3	1	0	2
SEP	3	0	0	0
OCT	5	0	0	1
NOV	1	0	0	1
DEC	0	0	0	0
2015 TOTAL	28			
2016 TOTAL	28	2	1	9

Merseyside Police did not provide data about non-criminal incidents, violent crime or charged crime in 2015 and did not break down its data between January and March 2016.

METROPOLITAN POLICE SERVICE

JEWISH POPULATION: 148,436

		ALL ANTISEMITIC CRIME	VIOLENT ANTISEMITIC CRIME	ANTISEMITIC CRIMES CHARGED	NON- CRIMINAL ANTISEMITIC INCIDENTS
2015	JAN	33	2	2	40
	FEB	39	6	8	49
	MAR	41	8	8	39
	APR	42	4	1	41
	MAY	35	7	8	37
	JUN	40	2	5	37
	JUL	39	4	7	36
	AUG	39	6	6	41
	SEP	32	3	2	33
	OCT	41	3	9	39
	NOV	36	4	9	40
	DEC	42	2	2	37
2016	JAN	38	0	1	3
	FEB	29	3	0	3
	MAR	29	2	2	5
	APR	46	1	7	3
	MAY	47	3	5	8
	JUN	46	4	4	4
	JUL	58	1	3	5
	AUG	41	4	5	2
	SEP	41	4	1	6
	OCT	41	2	1	3
	NOV	50	2	1	4
	DEC	49	3	3	7
2015	TOTAL	459	51	67	469
2016	TOTAL	515	29	33	53

MINISTRY OF DEFENCE POLICE

Ministry of Defence Police is a highly-specialised national police force which protects military bases. We would not expect them to have recorded any antisemitic crime or non-criminal incidents in 2015 and 2016. For completeness, we asked them and they confirmed that this was the case.



NORFOLK CONSTABULARY

JEWISH POPULATION: 983

		ALL ANTISEMITIC CRIME	VIOLENT ANTISEMITIC CRIME	ANTISEMITIC CRIMES CHARGED	NON- CRIMINAL ANTISEMITIC INCIDENTS
2015	JAN	0	0	0	0
	FEB	0	0	0	1
	MAR	0	0	0	0
	APR	0	0	0	0
	MAY	0	0	0	0
	JUN	1	0	0	0
	JUL	0	0	0	0
	AUG	1	0	0	1
	SEP	0	0	0	1
	OCT	0	0	0	0
	NOV	0	0	0	1
	DEC	0	0	0	0
2016	JAN	0	0	0	1
	FEB	0	0	0	0
	MAR	1	0	0	1
	APR	0	0	0	0
	MAY	0	0	0	0
	JUN	0	0	0	0
	JUL	0	0	0	0
	AUG	0	0	0	0
	SEP	0	0	0	0
	OCT	0	0	0	0
	NOV	0	0	0	0
	DEC	0	0	0	0
2015	TOTAL	2	0	0	4
2016	TOTAL	1	0	0	2

NORTH WALES POLICE

JEWISH POPULATION: 317

		ALL ANTISEMITIC CRIME	VIOLENT ANTISEMITIC CRIME	ANTISEMITIC CRIMES CHARGED	NON- CRIMINAL ANTISEMITIC INCIDENTS
2015	JAN	0	0	0	
	FEB	0	0	0	
	MAR	0	0	0	
	APR	0	0	0	
	MAY	0	0	0	
	JUN	0	0	0	
	JUL	2	1	0	
	AUG	1	0	0	
	SEP	0	0	0	
	OCT	0	0	0	
	NOV	0	0	0	
	DEC	0	0	0	
2016	JAN	0	0	0	0
	FEB	0	0	0	0
	MAR	0	0	0	0
	APR	1	0	0	1
	MAY	0	0	0	1
	JUN	0	0	0	0
	JUL	0	0	0	1
	AUG	0	0	0	1
	SEP	0	0	0	0
	OCT	2	1	0	3
	NOV	0	0	0	1
	DEC	1	0	0	2
2015 TOTAL		3	1	0	
2016 TOTAL		4	1	0	10

North Wales Police did not provide data about non-criminal antisemitic incidents in 2015.

NORTH YORKSHIRE POLICE

JEWISH POPULATION: 765

		ALL ANTISEMITIC CRIME	VIOLENT ANTISEMITIC CRIME	ANTISEMITIC CRIMES CHARGED	NON- CRIMINAL ANTISEMITIC INCIDENTS
2015	JAN	0	0	0	0
	FEB	0	0	0	0
	MAR	0	0	0	0
	APR	0	0	0	1
	MAY	0	0	0	0
	JUN	0	0	0	0
	JUL	0	0	0	0
	AUG	1	0	0	0
	SEP	0	0	0	0
	OCT	0	0	0	0
	NOV	0	0	0	0
	DEC	0	0	0	0
2016	JAN	0	0	0	0
	FEB	0	0	0	0
	MAR	0	0	0	1
	APR	0	0	0	0
	MAY	0	0	0	0
	JUN	0	0	0	0
	JUL	0	0	0	0
	AUG	0	0	0	0
	SEP	0	0	0	0
	OCT	2	1	1	0
	NOV	0	0	0	0
	DEC	1	0	0	0
2015	TOTAL	1	0	0	1
2016	TOTAL	3	1	1	1

NORTHAMPTONSHIRE POLICE

JEWISH POPULATION: 679

		ALL ANTISEMITIC CRIME	VIOLENT ANTISEMITIC CRIME	ANTISEMITIC CRIMES CHARGED	NON- CRIMINAL ANTISEMITIC INCIDENTS
2015	JAN	1	0	0	0
	FEB	0	0	0	1
	MAR	0	0	0	0
	APR	0	0	0	1
	MAY	0	0	0	0
	JUN	0	0	0	0
	JUL	1	0	0	0
	AUG	0	0	0	0
	SEP	0	0	0	0
	OCT	0	0	0	0
	NOV	0	0	0	0
	DEC	0	0	0	0
2016	JAN	0	0	0	0
	FEB	0	0	0	1
	MAR	0	0	0	0
	APR	0	0	0	0
	MAY	0	0	0	0
	JUN	1	0	0	0
	JUL	0	0	0	0
	AUG	0	0	0	0
	SEP	1	0	0	0
	OCT	0	0	0	0
	NOV	1	0	0	0
	DEC	0	0	0	0
2015	TOTAL	2	0	0	2
2016	TOTAL	3	0	0	1

NORTHUMBRIA POLICE

JEWISH POPULATION: 4,069

		ALL ANTISEMITIC CRIME	VIOLENT ANTISEMITIC CRIME	ANTISEMITIC CRIMES CHARGED	NON- CRIMINAL ANTISEMITIC INCIDENTS
2015	JAN	2	2	1	1
	FEB	2	1	0	2
	MAR	2	1	0	0
	APR	0	0	0	0
	MAY	0	0	0	0
	JUN	0	0	0	0
	JUL	1	0	0	0
	AUG	3	0	0	0
	SEP	4	0	1	2
	OCT	5	0	0	3
	NOV	4	0	0	1
	DEC	1	0	1	0
2016	JAN	2	1	0	0
	FEB	1	0	0	0
	MAR	2	0	0	0
	APR	4	0	1	0
	MAY	1	0	1	0
	JUN	7	0	1	0
	JUL	3	0	0	0
	AUG	4	0	0	0
	SEP	7	0	1	0
	OCT	1	1	0	0
	NOV	1	0	0	0
	DEC	4	0	0	0
2015	TOTAL	24	4	3	9
2016	TOTAL	37	2	4	0

NOTTINGHAMSHIRE POLICE

JEWISH POPULATION: 1,786

		ALL ANTISEMITIC CRIME	VIOLENT ANTISEMITIC CRIME	ANTISEMITIC CRIMES CHARGED	NON- CRIMINAL ANTISEMITIC INCIDENTS
2015	JAN	0	0	0	0
	FEB	1	1	0	0
	MAR	0	0	0	0
	APR	0	0	0	1
	MAY	0	0	0	0
	JUN	0	0	0	0
	JUL	0	0	0	0
	AUG	0	0	0	0
	SEP	0	0	0	0
	OCT	0	0	0	0
	NOV	0	0	0	1
	DEC	0	0	0	1
2016	JAN	0	0	0	0
	FEB	0	0	0	0
	MAR	0	0	0	0
	APR	0	0	0	0
	MAY	0	0	0	0
	JUN	0	0	0	0
	JUL	1	1	0	0
	AUG	0	0	0	0
	SEP	1	0	0	0
	OCT	1	0	0	2
	NOV	0	0	0	0
	DEC	0	0	0	0
2015 TOTAL		1	1	0	3
2016 TOTAL		3	1	0	2

POLICE SCOTLAND

JEWISH POPULATION: 5,887

	ALL ANTISEMITIC CRIME	VIOLENT ANTISEMITIC CRIME	ANTISEMITIC CRIMES CHARGED	NON- CRIMINAL ANTISEMITIC INCIDENTS
2015				
JAN				
FEB				
MAR				
APR				
MAY				
JUN				
JUL				
AUG				
SEP				
OCT				
NOV				
DEC				
2016				
JAN	0	0	0	0
FEB	0	0	0	0
MAR	0	0	0	0
APR				
MAY				
JUN				
JUL				
AUG				
SEP				
OCT				
NOV				
DEC	26		15	19
2015 TOTAL				
2016 TOTAL	26		15	19

Police Scotland did not provide data for 2015 and did not provide details of violent crime or break down its other data between April and December 2016.

POLICE SERVICE OF NORTHERN IRELAND

JEWISH POPULATION: 335

		ALL ANTISEMITIC CRIME	VIOLENT ANTISEMITIC CRIME	ANTISEMITIC CRIMES CHARGED	NON- CRIMINAL ANTISEMITIC INCIDENTS
2015	JAN	0	0	0	0
	FEB	0	0	0	0
	MAR	0	0	0	0
	APR	1	1	0	1
	MAY	0	0	0	0
	JUN	0	0	0	0
	JUL	0	0	0	0
	AUG	0	0	0	0
	SEP	1	1	0	1
	OCT	1	1	0	1
	NOV	0	0	0	0
	DEC	0	0	0	0
2016	JAN	0	0	0	0
	FEB	0	0	0	0
	MAR	0	0	0	2
	APR	1	1	0	1
	MAY	0	0	0	0
	JUN	0	0	0	1
	JUL	0	0	0	1
	AUG	1	0	0	1
	SEP	3	0	0	3
	OCT	1	0	0	1
	NOV	0	0	0	0
	DEC	0	0	0	0
2015 TOTAL		3	3	0	3
2016 TOTAL		6	1	0	10

PORT OF DOVER POLICE

Port of Dover Police is a police force which protects the Port of Dover. We would not expect them to have recorded any antisemitic crime or non-criminal incidents in 2015 and 2016. For completeness, we asked them and they confirmed that this was the case.



SOUTH WALES POLICE

JEWISH POPULATION: 1,214

		ALL ANTISEMITIC CRIME	VIOLENT ANTISEMITIC CRIME	ANTISEMITIC CRIMES CHARGED	NON- CRIMINAL ANTISEMITIC INCIDENTS
2015	JAN	2	1	0	2
	FEB	0	0	0	0
	MAR	0	0	0	0
	APR	0	0	0	0
	MAY	0	0	0	0
	JUN	0	0	0	0
	JUL	0	0	0	0
	AUG	1	0	0	1
	SEP	1	0	0	1
	OCT	1	1	0	1
	NOV	0	0	0	0
	DEC	0	0	0	1
2016	JAN	0	0	0	0
	FEB	0	0	0	1
	MAR	2	0	0	3
	APR	0	0	0	0
	MAY	0	0	0	0
	JUN	0	0	0	0
	JUL	0	0	0	0
	AUG	0	0	0	0
	SEP	0	0	0	0
	OCT	0	0	0	0
	NOV	0	0	0	0
	DEC	0	0	0	0
2015	TOTAL	5	2	0	6
2016	TOTAL	2	0	0	4

SOUTH YORKSHIRE POLICE

JEWISH POPULATION: 938

		ALL ANTISEMITIC CRIME	VIOLENT ANTISEMITIC CRIME	ANTISEMITIC CRIMES CHARGED	NON- CRIMINAL ANTISEMITIC INCIDENTS
2015	JAN	0	0	0	1
	FEB	0	0	0	3
	MAR	0	0	0	0
	APR	0	0	0	0
	MAY	1	0	0	0
	JUN	0	0	0	1
	JUL	0	0	0	1
	AUG	0	0	0	1
	SEP	0	0	0	0
	OCT	0	0	0	0
	NOV	0	0	0	0
	DEC	0	0	0	2
2016	JAN	0	0	0	0
	FEB	1	1	0	0
	MAR	0	0	0	1
	APR				
	MAY				
	JUN				
	JUL				
	AUG				
	SEP				
	OCT				
	NOV				
	DEC	1			2
2015 TOTAL	1	0	0	9	
2016 TOTAL	2	1	0	3	

South Yorkshire Police did not provide details of violent crime or charged crime, or break down its other data between April and December 2016.

STAFFORDSHIRE POLICE

JEWISH POPULATION: 365

		ALL ANTISEMITIC CRIME	VIOLENT ANTISEMITIC CRIME	ANTISEMITIC CRIMES CHARGED	NON- CRIMINAL ANTISEMITIC INCIDENTS
2015	JAN	0	0	0	
	FEB	0	0	0	
	MAR	0	0	0	
	APR	0	0	0	
	MAY	0	0	0	
	JUN	0	0	0	
	JUL	0	0	0	
	AUG	0	0	0	
	SEP	0	0	0	
	OCT	0	0	0	
	NOV	0	0	0	
	DEC	1	0	0	
2016	JAN				
	FEB				
	MAR				
	APR				
	MAY				
	JUN				
	JUL				
	AUG				
	SEP				
	OCT				
	NOV				
	DEC	2			2
2015	TOTAL	1	0	0	
2016	TOTAL	2			2

Staffordshire Police did not provide data about non-criminal incidents in 2015 and did not provide details of violent crime or charged crime, or break down its other data in 2016.

SUFFOLK CONSTABULARY

JEWISH POPULATION: 677

		ALL ANTISEMITIC CRIME	VIOLENT ANTISEMITIC CRIME	ANTISEMITIC CRIMES CHARGED	NON- CRIMINAL ANTISEMITIC INCIDENTS
2015	JAN	0	0	0	0
	FEB	0	0	0	0
	MAR	0	0	0	0
	APR	0	0	0	0
	MAY	0	0	0	0
	JUN	0	0	0	0
	JUL	0	0	0	0
	AUG	0	0	0	0
	SEP	1	0	0	1
	OCT	0	0	0	0
	NOV	0	0	0	0
	DEC	0	0	0	0
2016	JAN	0	0	0	0
	FEB	0	0	0	0
	MAR	0	0	0	0
	APR	0	0	0	0
	MAY	0	0	0	0
	JUN	0	0	0	0
	JUL	1	0	0	0
	AUG	0	0	0	0
	SEP	1	1	0	0
	OCT	0	0	0	0
	NOV	0	0	0	0
	DEC	0	0	0	0
2015	TOTAL	1	0	0	1
2016	TOTAL	2	1	0	0

SURREY POLICE

JEWISH POPULATION: 3,055

		ALL ANTISEMITIC CRIME	VIOLENT ANTISEMITIC CRIME	ANTISEMITIC CRIMES CHARGED	NON- CRIMINAL ANTISEMITIC INCIDENTS
2015	JAN	0	0	0	2
	FEB	0	0	0	0
	MAR	0	0	0	0
	APR	0	0	0	1
	MAY	2	2	1	0
	JUN	2	2	0	0
	JUL	3	3	1	0
	AUG	0	0	0	0
	SEP	1	0	0	0
	OCT	1	1	0	0
	NOV	1	0	0	1
	DEC	2	2	0	0
2016	JAN	0	0	0	0
	FEB	0	0	0	0
	MAR	0	0	0	1
	APR				
	MAY				
	JUN				
	JUL				
	AUG				
	SEP				
	OCT				
	NOV				
	DEC	6	0	0	
2015	TOTAL	12	10	2	4
2016	TOTAL	6	0	0	1

Surrey Police did not provide non-criminal incident data, or break down its other data between April and December 2016.

SUSSEX POLICE

JEWISH POPULATION: 5,178

		ALL ANTISEMITIC CRIME	VIOLENT ANTISEMITIC CRIME	ANTISEMITIC CRIMES CHARGED	NON- CRIMINAL ANTISEMITIC INCIDENTS
2015	JAN	1	0	0	1
	FEB	1	0	1	0
	MAR	1	1	0	0
	APR	1	0	0	0
	MAY	2	0	2	1
	JUN	1	0	0	0
	JUL	0	0	0	1
	AUG	0	0	0	1
	SEP	1	0	0	0
	OCT	0	0	0	1
	NOV	1	0	0	0
	DEC	0	0	0	1
2016	JAN	0	0	0	0
	FEB	1	1	0	0
	MAR	0	0	0	0
	APR	0	0	0	0
	MAY	2	0	1	0
	JUN	2	0	1	1
	JUL	0	0	0	1
	AUG	2	0	0	2
	SEP	1	0	0	0
	OCT	0	0	0	0
	NOV	2	0	0	0
	DEC	0	0	0	1
2015	TOTAL	9	1	3	6
2016	TOTAL	10	1	2	5

THAMES VALLEY POLICE

JEWISH POPULATION: 5,644

		ALL ANTISEMITIC CRIME	VIOLENT ANTISEMITIC CRIME	ANTISEMITIC CRIMES CHARGED	NON- CRIMINAL ANTISEMITIC INCIDENTS
2015	JAN	2	0	0	1
	FEB	5	2	1	2
	MAR	1	0	1	5
	APR	3	0	1	0
	MAY	3	0	0	1
	JUN	0	0	0	2
	JUL	2	0	0	2
	AUG	2	0	0	3
	SEP	2	0	1	2
	OCT	1	1	0	1
	NOV	3	0	1	3
	DEC	0	0	0	0
2016	JAN	3	1	1	3
	FEB	1	1	0	3
	MAR	2	0	0	1
	APR	0	0	0	2
	MAY	3	0	0	0
	JUN	0	0	0	7
	JUL	3	1	1	1
	AUG	2	0	0	1
	SEP	0	0	0	2
	OCT	1	0	0	2
	NOV	2	1	0	0
	DEC	2	1	2	3
2015	TOTAL	24	3	5	22
2016	TOTAL	19	5	4	25

WARWICKSHIRE POLICE

JEWISH POPULATION: 505

		ALL ANTISEMITIC CRIME	VIOLENT ANTISEMITIC CRIME	ANTISEMITIC CRIMES CHARGED	NON- CRIMINAL ANTISEMITIC INCIDENTS
2015	JAN	0	0	0	0
	FEB	1	0	0	0
	MAR	0	0	0	0
	APR	0	0	0	0
	MAY	0	0	0	0
	JUN	0	0	0	0
	JUL	0	0	0	0
	AUG	0	0	0	0
	SEP	0	0	0	0
	OCT	0	0	0	0
	NOV	0	0	0	0
	DEC	0	0	0	0
2016	JAN	0	0	0	0
	FEB	0	0	0	0
	MAR	0	0	0	0
	APR	0	0	0	0
	MAY	0	0	0	0
	JUN	1	1	0	0
	JUL	1	0	0	0
	AUG	0	0	0	0
	SEP	4	0	1	0
	OCT	1	1	0	0
	NOV	0	0	0	0
	DEC	0	0	0	0
2015	TOTAL	1	0	0	0
2016	TOTAL	7	2	1	0

WEST MERCIA POLICE

JEWISH POPULATION: 691

		ALL ANTISEMITIC CRIME	VIOLENT ANTISEMITIC CRIME	ANTISEMITIC CRIMES CHARGED	NON- CRIMINAL ANTISEMITIC INCIDENTS
2015	JAN	0	0	0	0
	FEB	1	0	0	1
	MAR	0	0	0	0
	APR	0	0	0	0
	MAY	0	0	0	0
	JUN	1	0	0	1
	JUL	0	0	0	0
	AUG	0	0	0	0
	SEP	1	0	1	1
	OCT	0	0	0	0
	NOV	0	0	0	0
	DEC	1	0	0	1
2016	JAN	0	0	0	0
	FEB	0	0	0	0
	MAR	0	0	0	0
	APR	0	0	0	0
	MAY	1	1	0	1
	JUN	0	0	0	0
	JUL	1	1	0	1
	AUG	1	0	1	1
	SEP	1	0	0	2
	OCT	2	1	1	2
	NOV	0	0	0	0
	DEC	0	0	0	0
2015 TOTAL		4	0	1	4
2016 TOTAL		6	3	2	7

WEST MIDLANDS POLICE

JEWISH POPULATION: 3,060

		ALL ANTISEMITIC CRIME	VIOLENT ANTISEMITIC CRIME	ANTISEMITIC CRIMES CHARGED	NON- CRIMINAL ANTISEMITIC INCIDENTS
2015	JAN	5	3	1	
	FEB	0	0	0	
	MAR	0	0	0	
	APR	0	0	0	
	MAY	1	1	0	
	JUN	0	0	0	
	JUL	0	0	0	
	AUG	0	0	0	
	SEP	1	1	0	
	OCT	1	1	0	
	NOV	4	4	0	
	DEC	0	0	0	
2016	JAN	0	0	0	0
	FEB	0	0	0	0
	MAR	0	0	0	0
	APR	1	0	0	0
	MAY	2	0	1	0
	JUN	3	0	0	0
	JUL	1	0	0	0
	AUG	2	1	1	0
	SEP	3	0	0	0
	OCT	0	0	0	0
	NOV	2	1	0	1
	DEC	2	0	0	0
2015 TOTAL		12	10	1	
2016 TOTAL		16	2	2	1

West Midlands Police did not provide data about non-criminal antisemitic incidents in 2015.

WEST YORKSHIRE POLICE

JEWISH POPULATION: 7,605

		ALL ANTISEMITIC CRIME	VIOLENT ANTISEMITIC CRIME	ANTISEMITIC CRIMES CHARGED	NON- CRIMINAL ANTISEMITIC INCIDENTS
2015	JAN	2	2	1	0
	FEB	1	1	0	3
	MAR	1	1	0	0
	APR	1	1	1	0
	MAY	3	3	0	3
	JUN	4	4	1	1
	JUL	1	1	0	2
	AUG	0	0	0	0
	SEP	3	2	1	2
	OCT	3	2	1	1
	NOV	2	2	1	1
	DEC	5	3	0	2
2016	JAN	4	0	0	2
	FEB	1	0	0	0
	MAR	2	0	0	1
	APR	5	3	1	2
	MAY	1	0	0	0
	JUN	5	1	0	1
	JUL	3	0	1	2
	AUG	1	0	0	0
	SEP	1	0	0	0
	OCT	4	0	0	2
	NOV	4	1	0	1
	DEC	5	2	0	3
2015	TOTAL	26	22	6	15
2016	TOTAL	36	7	2	14

WILTSHIRE POLICE

JEWISH POPULATION: 535

		ALL ANTISEMITIC CRIME	VIOLENT ANTISEMITIC CRIME	ANTISEMITIC CRIMES CHARGED	NON- CRIMINAL ANTISEMITIC INCIDENTS
2015	JAN	0	0	0	0
	FEB	0	0	0	0
	MAR	0	0	0	0
	APR	0	0	0	0
	MAY	0	0	0	0
	JUN	0	0	0	0
	JUL	0	0	0	0
	AUG	0	0	0	0
	SEP	0	0	0	0
	OCT	1	0	0	0
	NOV	0	0	0	0
	DEC	0	0	0	0
2016	JAN	1	0	1	0
	FEB	0	0	0	0
	MAR	1	0	1	0
	APR	13	0	1	4
	MAY	9	0	0	6
	JUN	14	0	0	3
	JUL	10	0	0	5
	AUG	13	0	1	2
	SEP	13	0	1	6
	OCT	19	0	2	2
	NOV	31	0	0	4
	DEC	15	0	0	4
2015 TOTAL		1	0	0	0
2016 TOTAL		139	0	7	36

Wiltshire Police provided data showing an unlikely and unexplained surge in crimes and non-criminal incidents between April and December 2016. This data was discarded.