

# PROJECT: City View Tower at Court Square

ADDRESS:  
23-15 44 DRIVE  
LONG ISLAND CITY, NY, 11101

OWNER:  
CITYVIEW TOWER LLC

Architect **Hill West Architects, LLP**  
11 Broadway New York, NY 10004  
Tel: 212.213.8007

Structural Engineer **Desimone, Consulting Engineers**  
18 West 18th Street, 10th FL, New York, NY 10011  
Tel: 212.532.2211

MEP Engineer **Cosentini Associates**  
Two Pennsylvania Plaza, 3rd FL, New York, NY 10121  
Tel: 212.615.3996

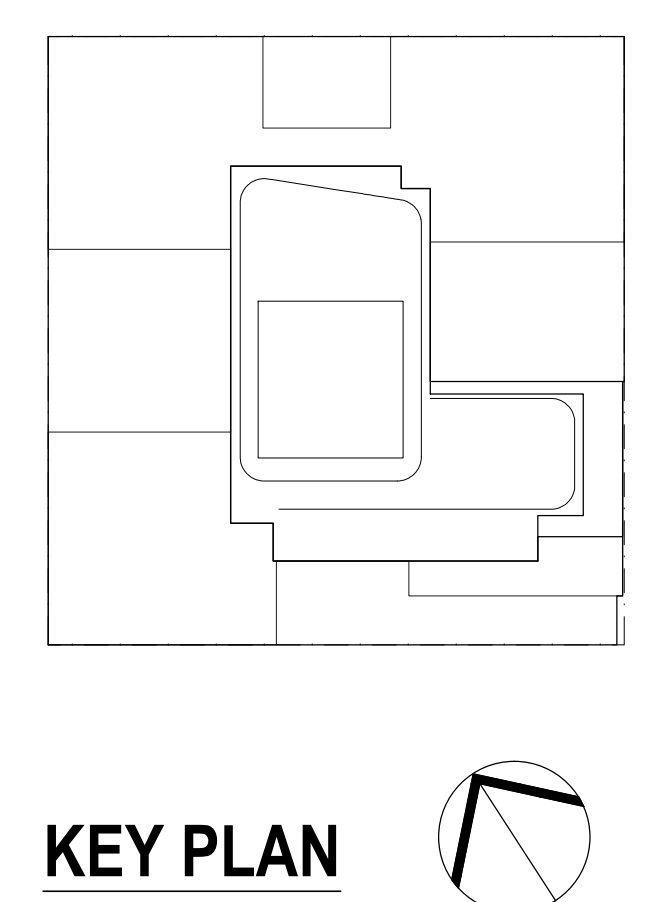
Interior Design **Whitehall Interiors**  
11 Broadway New York, NY 10004  
Tel: 212.908.4940

**HILL | WEST**  
ARCHITECTS

11 BROADWAY  
17TH FLOOR  
NEW YORK, NY 10004  
T. 212 213 8007







KEY PLAN

NOTES:

09/02/2017 ISSUED FOR DOB  
03/01/2017 ISSUED FOR DOB  
02/04/2017 ISSUED FOR DOB  
01/27/2017 ISSUED FOR DOB  
01/23/2017 ISSUED FOR DOB  
11/17/2016 FACILE PRINGS SET  
11/01/2016 10th FLOOR PLAN SET  
10/12/2016 ISSUED FOR DOB  
06/09/2016 ISSUED FOR DOB  
02/05/2016 DOB FILING SET

Number: \_\_\_\_\_ Date: \_\_\_\_\_ Revision: \_\_\_\_\_

Project:  
**City View Tower at Court Square**  
23-15 44th Drive  
Long Island City, NY 11101

Client:  
**Cityview Tower LLC**  
112-15 NORTHERN BLVD, CF-2  
CORONA, NY 11368  
(718) 321-8552

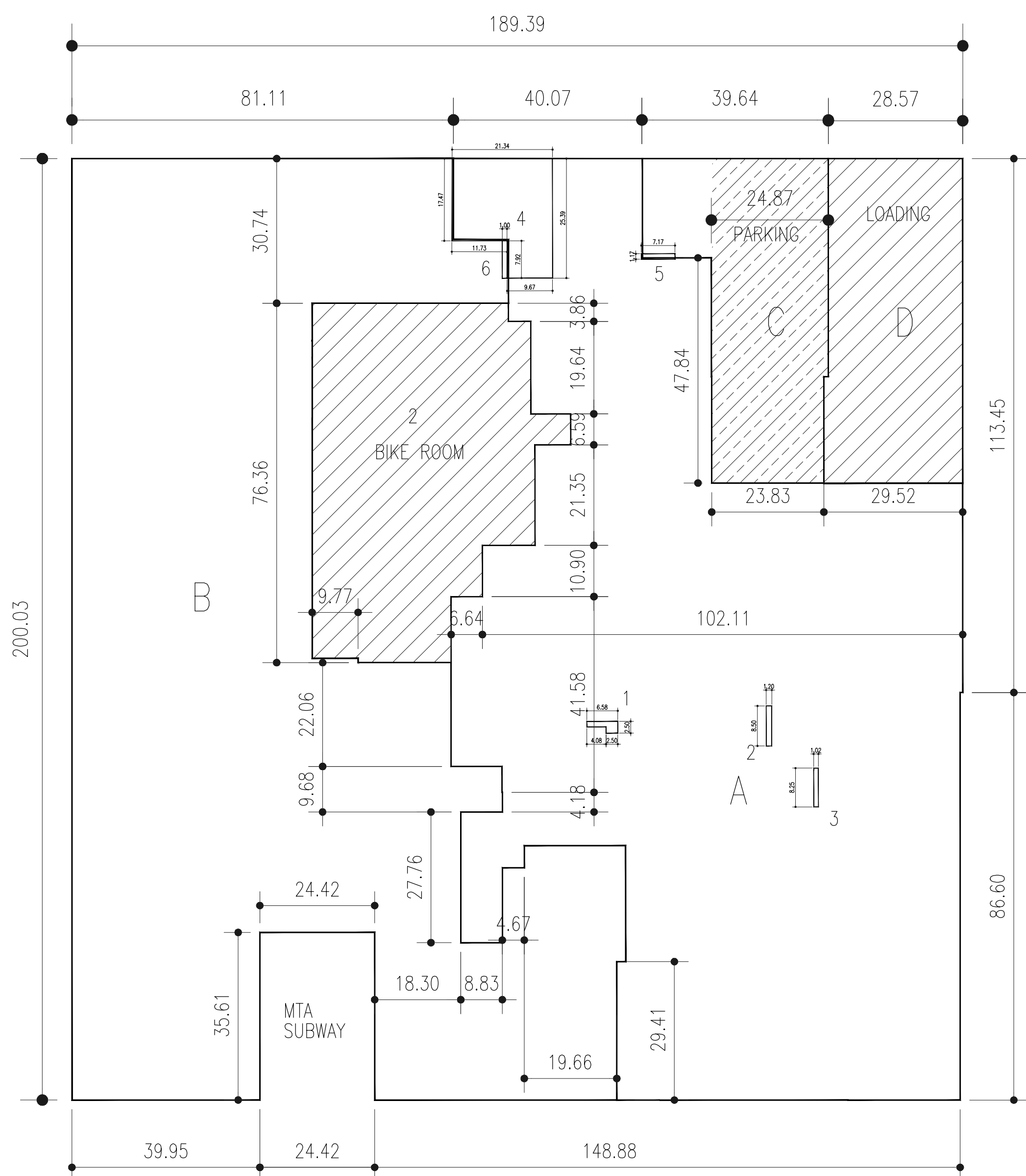
Architect:  
**HILL | WEST**  
ARCHITECTS  
11 BROADWAY  
17TH FLOOR  
NEW YORK, NY 10004  
T. 212 213 8007

Consultant:  
**DESIMONE CONSULTING ENGINEERS**  
140 Broadway 25th Floor  
New York, NY, 10005  
(212) 532-2211  
**Cosentini Associates**  
Two Pennsylvania Plaza, 3rd FL.  
New York, NY 10121  
(212) 615-3600  
**Whitehall**  
11 Broadway, 17th Floor  
New York, NY 10004  
(212) 908-4940

DOB STAMPS & SIGNATURES:

DWG TITLE:  
**ZONING DEDUCTION PLANS**

SEAL & SIGNATURE: \_\_\_\_\_ DATE: 01/18/2017  
PROJECT #: 14130  
SCALE: 1/8" = 1'-0"  
**Z-002.00**  
DWG NO. 003 OF 58



GROSS FLOOR AREA  
1ST FLOOR  
A RESIDENTIAL: 7,112.00 S. FT.  
B COMMERCIAL: 1,000.00 S. FT.  
C ACCESSORY PARKING: 1,000.00 S. FT.  
D OPEN TO BELOW: 1,117.00 S. FT.  
TOTAL: 10,229.00 S. FT.

DEDUCTIONS RESIDENTIAL

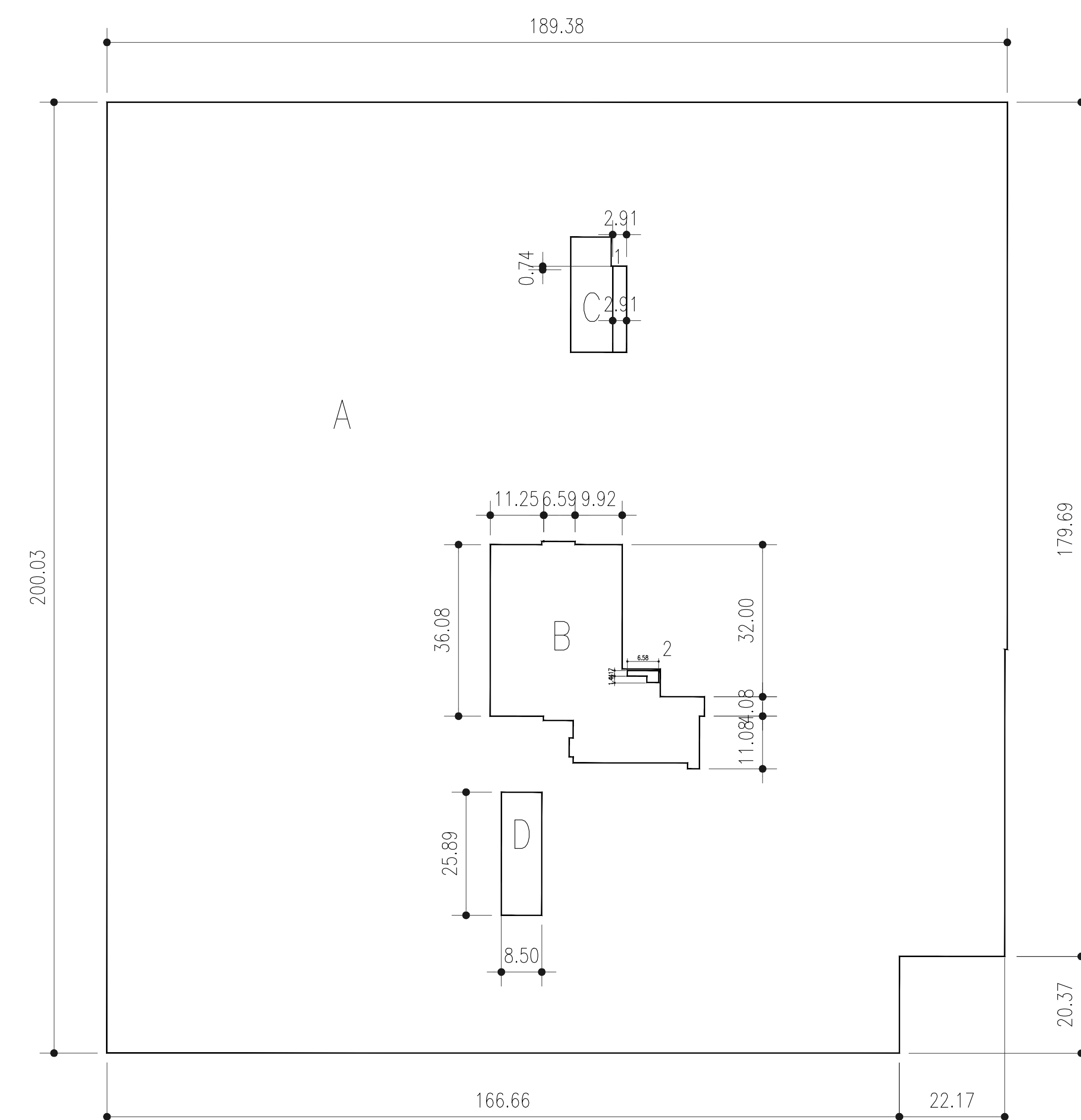
| LOCATION | TYPE | AREA         |
|----------|------|--------------|
| 1        | M    | 10.00 S. FT. |
| 2        | P    | 0.00 S. FT.  |
| 3        | P    | 11.00 S. FT. |
| 4        | M    | 11.00 S. FT. |
| 5        | P    | 11.00 S. FT. |
| 6        | P    | 11.70 S. FT. |
| TOTAL:   |      | 11.70 S. FT. |

DEDUCTIONS PARKING

| LOCATION | TYPE    | AREA            |
|----------|---------|-----------------|
| 1        | OA IN:  | 7,112.00 S. FT. |
| C        | PAR IN: | 1,117.00 S. FT. |
| TOTAL:   |         | 8,229.00 S. FT. |

DEDUCTIONS BICYCLE PARKING

| LOCATION | TYPE       | AREA         |
|----------|------------|--------------|
| 1        | 18 PAR IN: | 11.70 S. FT. |
| TOTAL:   |            | 11.70 S. FT. |



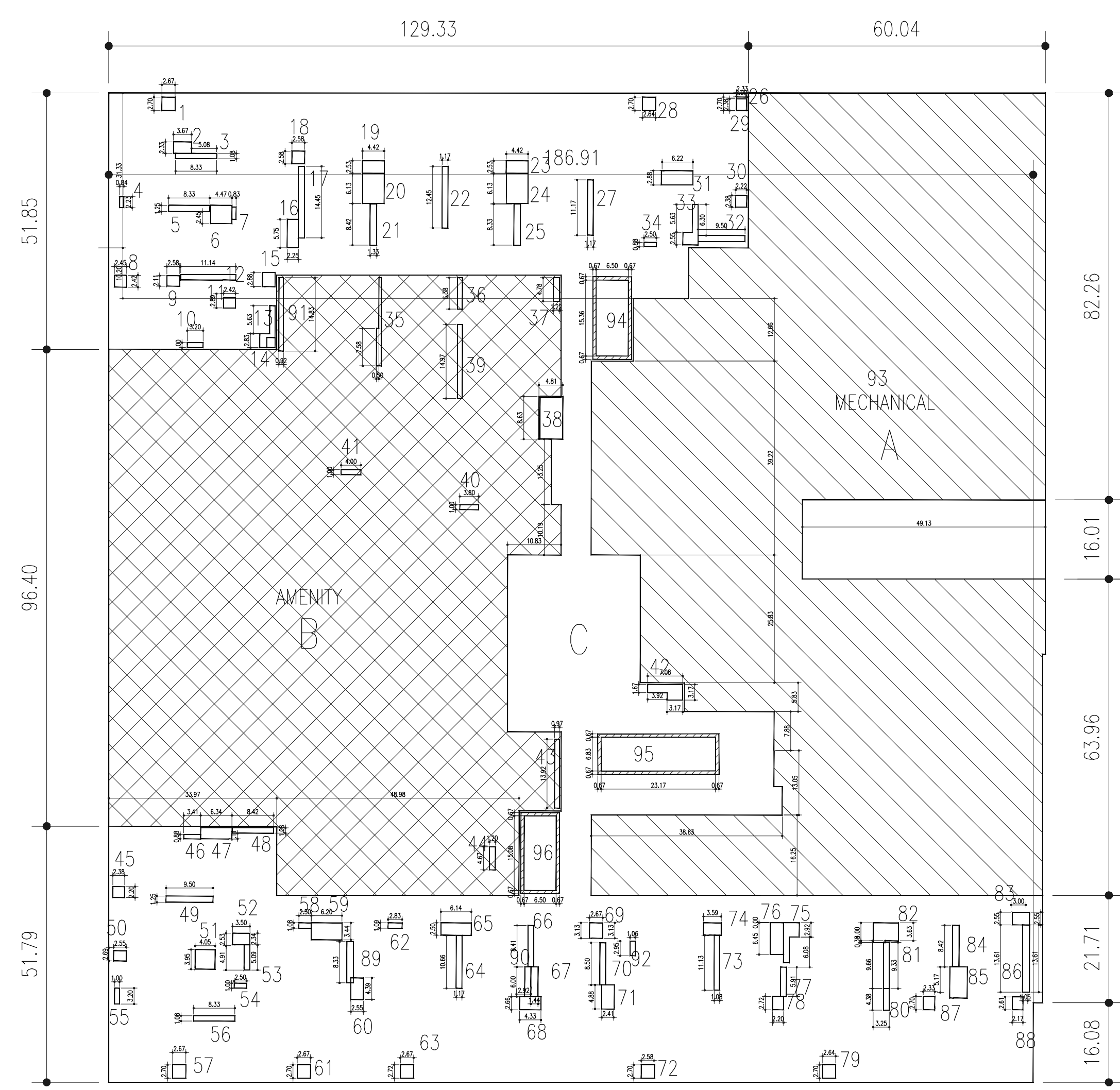
GROSS FLOOR AREA  
2ND FLOOR  
A GROSS AREA: 7,112.00 S. FT.  
B RESIDENTIAL CORE: 1,117.00 S. FT.  
C EXIT STAIRS: 11.00 S. FT.  
D EXIT STAIRS: 11.00 S. FT.  
NET PARKING AREA: 1,000.00 S. FT.

DEDUCTIONS PARKING

| LOCATION | TYPE    | AREA            |
|----------|---------|-----------------|
| A        | PAR IN: | 1,117.00 S. FT. |
| TOTAL:   |         | 1,117.00 S. FT. |

DEDUCTIONS RESIDENTIAL

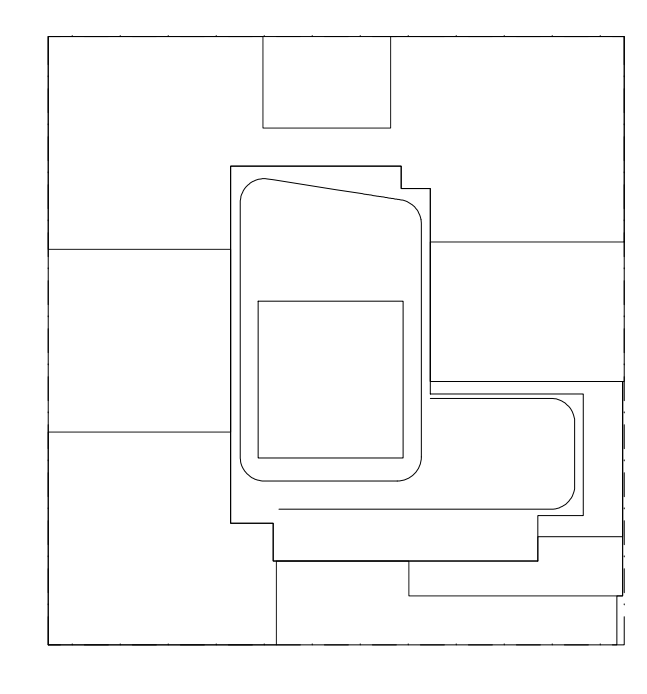
| LOCATION | TYPE | AREA         |
|----------|------|--------------|
| 1        | M    | 11.70 S. FT. |
| 2        | M    | 11.00 S. FT. |
| TOTAL:   |      | 22.70 S. FT. |



GROSS FLOOR AREA  
3RD FLOOR  
A MECHANICAL: 1,117.00 S. FT.  
B AMENITY: 1,117.00 S. FT.  
C RESIDENTIAL: 1,117.00 S. FT.  
TOTAL: 3,351.00 S. FT.

DEDUCTIONS RESIDENTIAL

| LOCATION | TYPE | AREA         |
|----------|------|--------------|
| 1        | M    | 7.70 S. FT.  |
| 2        | P    | 11.00 S. FT. |
| 3        | M    | 11.00 S. FT. |
| 4        | M    | 11.00 S. FT. |
| 5        | P    | 11.00 S. FT. |
| 6        | P    | 11.00 S. FT. |
| 7        | P    | 11.00 S. FT. |
| 8        | M    | 11.00 S. FT. |
| 9        | M    | 11.00 S. FT. |
| 10       | M    | 11.00 S. FT. |
| 11       | M    | 11.00 S. FT. |
| 12       | M    | 11.00 S. FT. |
| 13       | M    | 11.00 S. FT. |
| 14       | M    | 11.00 S. FT. |
| 15       | M    | 11.00 S. FT. |
| 16       | M    | 11.00 S. FT. |
| 17       | M    | 11.00 S. FT. |
| 18       | M    | 11.00 S. FT. |
| 19       | M    | 11.00 S. FT. |
| 20       | M    | 11.00 S. FT. |
| 21       | M    | 11.00 S. FT. |
| 22       | M    | 11.00 S. FT. |
| 23       | M    | 11.00 S. FT. |
| 24       | M    | 11.00 S. FT. |
| 25       | M    | 11.00 S. FT. |
| 26       | M    | 11.00 S. FT. |
| 27       | M    | 11.00 S. FT. |
| 28       | M    | 11.00 S. FT. |
| 29       | M    | 11.00 S. FT. |
| 30       | M    | 11.00 S. FT. |
| 31       | M    | 11.00 S. FT. |
| 32       | M    | 11.00 S. FT. |
| 33       | M    | 11.00 S. FT. |
| 34       | M    | 11.00 S. FT. |
| 35       | M    | 11.00 S. FT. |
| 36       | M    | 11.00 S. FT. |
| 37       | M    | 11.00 S. FT. |
| 38       | M    | 11.00 S. FT. |
| 39       | M    | 11.00 S. FT. |
| 40       | M    | 11.00 S. FT. |
| 41       | M    | 11.00 S. FT. |
| 42       | M    | 11.00 S. FT. |
| 43       | M    | 11.00 S. FT. |
| 44       | M    | 11.00 S. FT. |
| 45       | M    | 11.00 S. FT. |
| 46       | M    | 11.00 S. FT. |
| 47       | M    | 11.00 S. FT. |
| 48       | M    | 11.00 S. FT. |
| 49       | M    | 11.00 S. FT. |
| 50       | M    | 11.00 S. FT. |
| 51       | M    | 11.00 S. FT. |
| 52       | M    | 11.00 S. FT. |
| 53       | M    | 11.00 S. FT. |
| 54       | M    | 11.00 S. FT. |
| 55       | M    | 11.00 S. FT. |
| 56       | M    | 11.00 S. FT. |
| 57       | M    | 11.00 S. FT. |
| 58       | M    | 11.00 S. FT. |
| 59       | M    | 11.00 S. FT. |
| 60       | M    | 11.00 S. FT. |
| 61       | M    | 11.00 S. FT. |
| 62       | M    | 11.00 S. FT. |
| 63       | M    | 11.00 S. FT. |
| 64       | M    | 11.00 S. FT. |
| 65       | M    | 11.00 S. FT. |
| 66       | M    | 11.00 S. FT. |
| 67       | M    | 11.00 S. FT. |
| 68       | M    | 11.00 S. FT. |
| 69       | M    | 11.00 S. FT. |
| 70       | M    | 11.00 S. FT. |
| 71       | M    | 11.00 S. FT. |
| 72       | M    | 11.00 S. FT. |
| 73       | M    | 11.00 S. FT. |
| 74       | M    | 11.00 S. FT. |
| 75       | M    | 11.00 S. FT. |
| 76       | M    | 11.00 S. FT. |
| 77       | M    | 11.00 S. FT. |
| 78       | M    | 11.00 S. FT. |
| 79       | M    | 11.00 S. FT. |
| 80       | M    | 11.00 S. FT. |
| 81       | M    | 11.00 S. FT. |
| 82       | M    | 11.00 S. FT. |
| 83       | M    | 11.00 S. FT. |
| 84       | M    | 11.00 S. FT. |
| 85       | M    | 11.00 S. FT. |
| 86       | M    | 11.00 S. FT. |
| 87       | M    | 11.00 S. FT. |
| 88       | M    | 11.00 S. FT. |
| 89       | M    | 11.00 S. FT. |
| 90       | M    | 11.00 S. FT. |
| 91       | M    | 11.00 S. FT. |
| 92       | M    | 11.00 S. FT. |
| 93       | M    | 11.00 S. FT. |
| 94       | M    | 11.00 S. FT. |
| 95       | M    | 11.00 S. FT. |
| 96       | M    | 11.00 S. FT. |
| 97       | M    | 11.00 S. FT. |
| 98       | M    | 11.00 S. FT. |
| 99       | M    | 11.00 S. FT. |
| 100      | M    | 11.00 S. FT. |
| 101      | M    | 11.00 S. FT. |
| 102      | M    | 11.00 S. FT. |
| 103      | M    | 11.00 S. FT. |
| 104      | M    | 11.00 S. FT. |
| 105      | M    | 11.00 S. FT. |
| 106      | M    | 11.00 S. FT. |
| 107      | M    | 11.00 S. FT. |
| 108      | M    | 11.00 S. FT. |
| 109      | M    | 11.00 S. FT. |
| 110      | M    | 11.00 S. FT. |
| 111      | M    | 11.00 S. FT. |
| 112      | M    | 11.00 S. FT. |
| 113      | M    | 11.00 S. FT. |
| 114      | M    | 11.00 S. FT. |
| 115      | M    | 11.00 S. FT. |
| 116      | M    | 11.00 S. FT. |
| 117      | M    | 11.00 S. FT. |
| 118      | M    | 11.00 S. FT. |
| 119      | M    | 11.00 S. FT. |
| 120      | M    | 11.00 S. FT. |
| 121      | M    | 11.00 S. FT. |
| 122      | M    | 11.00 S. FT. |
| 123      | M    | 11.00 S. FT. |
| 124      | M    | 11.00 S. FT. |
| 125      | M    | 11.00 S. FT. |
| 126      | M    | 11.00 S. FT. |
| 127      | M    | 11.00 S. FT. |
| 128      | M    | 11.00 S. FT. |
| 129      | M    | 11.00 S. FT. |
| 130      | M    | 11.00 S. FT. |
| 131      | M    | 11.00 S. FT. |
| 132      | M    | 11.00 S. FT. |
| 133      | M    | 11.00 S. FT. |
| 134      | M    | 11.00 S. FT. |
| 135      | M    | 11.00 S. FT. |
| 136      | M    | 11.00 S. FT. |
| 137      | M    | 11.00 S. FT. |
| 138      | M    | 11.00 S. FT. |
| 139      | M    | 11.00 S. FT. |
| 140      | M    | 11.00 S. FT. |
| 141      | M    | 11.00 S. FT. |
| 142      | M    | 11.00 S. FT. |
| 143      | M    | 11.00 S. FT. |
| 144      | M    | 11.00 S. FT. |
| 145      | M    | 11.00 S. FT. |
| 146      | M    | 11.00 S. FT. |
| 147      | M    | 11.00 S. FT. |
| 148      | M    | 11.00 S. FT. |
| 149      | M    | 11.00 S. FT. |
| 150      | M    | 11.00 S. FT. |
| 151      | M    | 11.00 S. FT. |
| 152      | M    | 11.00 S. FT. |
| 153      | M    | 11.00 S. FT. |
| 154      | M    | 11.00 S. FT. |
| 155      | M    | 11.00 S. FT. |
| 156      | M    | 11.00 S. FT. |
| 157      | M    | 11.00 S. FT. |
| 158      | M    | 11.00 S. FT. |
| 159      | M    | 11.00 S. FT. |
| 160      | M    | 11.00 S. FT. |
| 161      | M    | 11.00 S. FT. |
| 162      | M    | 11.00 S. FT. |
| 163      | M    | 11.00 S. FT. |
| 164      | M    | 11.00 S. FT. |
| 165      | M    | 11.00 S. FT. |
| 166      | M    | 11.00 S. FT. |
| 167      | M    | 11.00 S. FT. |
| 168      | M    | 11.00 S. FT. |
| 169      | M    | 11.00 S. FT. |
| 170      | M    | 11.00 S. FT. |
| 171      | M    | 11.00 S. FT. |
| 172      | M    | 11.00 S. FT. |
| 173      | M    | 11.00 S. FT. |
| 174      | M    | 11.00 S. FT. |
| 175      | M    | 11.00 S. FT. |
| 176      | M    | 11.00 S. FT. |
| 177      | M    | 11.00 S. FT. |
| 178      | M    | 11.00 S. FT. |
| 179      | M    | 11.00 S. FT. |
| 180      | M    | 11.00 S. FT. |
| 181      | M    | 11.00 S. FT. |
| 182      | M    | 11.00 S. FT. |
| 183      | M    | 11.00 S. FT. |
| 184      | M    | 11.00 S. FT. |
| 185      | M    | 11.00 S. FT. |
| 186      | M    | 11.00 S. FT. |
| 187      | M    | 11.00 S. FT. |
| 188      | M    | 11.00 S. FT. |
| 189      | M    | 11.00 S. FT. |
| 190      | M    | 11.00 S. FT. |
| 191      | M    | 11.00 S. FT. |
| 192      | M    | 11.00 S. FT. |
| 193      | M    | 11.00 S. FT. |
| 194      | M    | 11.00 S. FT. |
| 195      | M    | 11.00 S. FT. |
| 196      | M    | 11.00 S. FT. |
| 197      | M    | 11.00 S. FT. |
| 198      | M    | 11.00 S. FT. |
| 199      | M    | 11.00 S. FT. |
| 200      | M    | 11.00 S. FT. |
| 201      | M    | 11.00 S. FT. |
| 202      | M    | 11.00 S. FT. |
| 203      | M    | 11.00 S. FT. |
| 204      | M    | 11.00 S. FT. |
| 205      | M    | 11.00 S. FT. |
| 206      | M    | 11.00 S. FT. |
| 207      | M    | 11.00 S. FT. |
| 208      | M    | 11.00 S. FT. |
| 209      | M    | 11.00 S. FT. |
| 210      | M    | 11.00 S. FT. |
| 211      | M    | 11.00 S. FT. |
| 212      | M    | 11.00 S. FT. |
| 213      | M    | 11.00 S. FT. |
| 214      | M    | 11.00 S. FT. |
| 215      | M    | 11.00 S. FT. |
| 216      | M    | 11.00 S. FT. |
| 217      | M    | 11.00 S. FT. |
| 218      | M    | 11.00 S. FT. |
| 219      | M    | 11.00 S. FT. |
| 220      | M    | 11.00 S. FT. |
| 221      | M    | 11.00 S. FT. |
| 222      | M    | 11.00 S. FT. |
| 223      | M    | 11.00 S. FT. |
| 224      | M    | 11.00 S. FT. |
| 225      | M    | 11.00 S. FT. |
| 226      | M    | 11.00 S. FT. |
| 227      | M    | 11.00 S. FT. |
| 228      | M    | 11.00 S. FT. |
| 229      | M    | 11.00 S. FT. |
| 230      | M    | 11.00 S. FT. |
| 231      | M    | 11.00 S. FT. |
| 232      | M    | 11.00 S. FT. |
| 233      | M    | 11.00 S. FT. |
| 234      | M    | 11.00 S. FT. |
| 235      | M    | 11.00 S. FT. |
| 236      | M    | 11.00 S. FT. |
| 237      | M    | 11.00 S. FT. |
| 238      | M    | 11.00 S. FT. |
| 239      | M    | 11.00 S. FT. |
| 240      | M    | 11.00 S. FT. |
| 241      | M    | 11.00 S. FT. |
| 242      | M    | 11.00 S. FT. |
| 243      | M    | 11.00 S. FT. |
| 244      | M    | 11.00 S. FT. |
| 245      | M    | 11.00 S. FT. |
| 246      | M    | 11.00 S. FT. |
| 247      | M    | 11.00 S. FT. |
| 248      | M    | 11.00 S. FT. |
| 249      | M    | 11.00 S. FT. |
| 250      | M    | 11.00 S. FT. |
| 251      | M    | 11.00 S. FT. |
| 252      | M    | 11.00 S. FT. |
| 253      | M    | 11.00 S. FT. |
| 254      | M    | 11.00 S. FT. |
| 255      | M    | 11.00 S. FT. |
| 256      | M    | 11.00 S. FT. |
| 257      | M    | 11.00 S. FT. |
| 258      | M    | 11.00 S. FT. |
| 259      | M    | 11.00 S. FT. |
| 260      | M    | 11.00 S. FT. |
| 261      | M    | 11.00 S. FT. |
| 262      | M    | 11.00 S. FT. |
| 263      | M    | 11.00 S. FT. |
| 264      | M    | 11.00 S. FT. |
| 265      | M    | 11.00 S. FT. |
| 266      | M    | 11.00 S. FT. |
| 267      | M    | 11.00 S. FT. |
| 268      | M    | 11.00 S. FT. |
| 269      | M    | 11.00 S. FT. |
| 270      | M    | 11.00 S. FT. |
| 271      | M    | 11.00 S. FT. |
| 272      | M    | 11.00 S. FT. |
| 273      | M    | 11.00 S. FT. |
| 274      | M    | 11.00 S. FT. |
| 275      | M    | 11.00 S. FT. |
| 276      | M    | 11.00 S. FT. |
| 277      | M    | 11.00 S. FT. |
| 278      | M    | 11.00 S. FT. |
| 279      | M    | 11.00 S. FT. |
| 280      | M    | 11.00 S. FT. |
| 281      | M    | 11.00 S. FT. |
| 282      | M    | 11.00 S. FT. |
| 283      | M    | 11.00 S. FT. |
| 284      | M    | 11.00 S. FT. |
| 285      | M    | 11.00 S. FT. |
| 286      | M    | 11.00 S. FT. |
| 287      | M    | 11.00 S. FT. |
| 288      | M    | 11.00 S. FT. |
| 289      | M    | 11.00 S. FT. |
| 290      | M    | 11.00 S. FT. |
| 291      | M    | 11.00 S. FT. |
| 292      | M    | 11.00 S. FT. |
| 293      | M    | 11.00 S. FT. |
| 294      | M    | 11.00 S. FT. |
| 295      | M    | 11.00 S. FT. |
| 296      | M    | 11.00 S. FT. |
| 297      | M    | 11.00 S. FT. |
| 298      | M    | 11.00 S. FT. |
| 299      | M    | 11.00 S. FT. |
| 300      | M    | 11.00 S. FT. |
| 301      | M    | 11.00 S. FT. |
| 302      | M    | 11.00 S. FT. |
| 303      | M    | 11.00 S. FT. |
| 304      | M    | 11.00 S. FT. |
| 305      | M    | 11.00 S. FT. |
| 306      | M    | 11.00 S. FT. |
| 307      | M    | 11.00 S. FT. |
| 308      | M    | 11.00 S. FT. |
| 309      | M    | 11.00 S. FT. |
| 310      | M    | 11.00 S. FT. |
| 311      | M    | 11.00 S. FT. |
| 312      | M    | 11.00 S. FT. |
| 313      | M    | 11.00 S. FT. |
| 314      | M    | 11.00 S. FT. |
| 315      | M    | 11.00 S. FT. |
| 316      | M    | 11.00 S. FT. |
| 317      | M    | 11.00 S. FT. |
| 318      | M    | 11.00 S. FT. |
| 319      | M    | 11.00 S. FT. |
| 320      | M    | 11.00 S. FT. |
| 321      | M    | 11.00 S. FT. |
|          |      |              |



KEY PLAN

NOTES:

NOT FOR CONSTRUCTION

09/08/2017 ISSUED FOR DOB  
 03/01/2017 ISSUED FOR DOB  
 02/04/2017 ISSUED FOR DOB  
 01/02/2017 SUPERSTRUCTURE SET  
 01/02/2017 ISSUED FOR DOB  
 11/17/2016 FACILE PRINGS SET  
 10/10/2016 100% DEVELOPMENT SET  
 10/22/2016 ISSUED FOR DOB  
 06/09/2016 ISSUED FOR DOB  
 02/05/2016 DOB FILING SET

Number: Date: Revision:

Project:  
**City View Tower at Court Square**  
 23-15 44th Drive  
 Long Island City, NY 11101

Client:  
**Cityview Tower LLC**  
 112-15 NORTHERN BLVD, CF-2  
 CORONA, NY 11368  
 (718) 321-8552

Architect:  
**HILL WEST ARCHITECTS**  
 11 BROADWAY  
 17TH FLOOR  
 NEW YORK, NY 10004  
 T. 212 213 8007

Consultant:  
**DESIMONE CONSULTING ENGINEERS**  
 140 Broadway 25th Floor  
 New York, NY 10005  
 (212) 532-2211  
**Cosentini Associates**  
 Two Pennsylvania Plaza, 3rd FL  
 New York, NY 10121  
 (212) 615-3600  
**Whitehall**  
 11 Broadway, 17th Floor  
 New York, NY 10004  
 (212) 908-4940

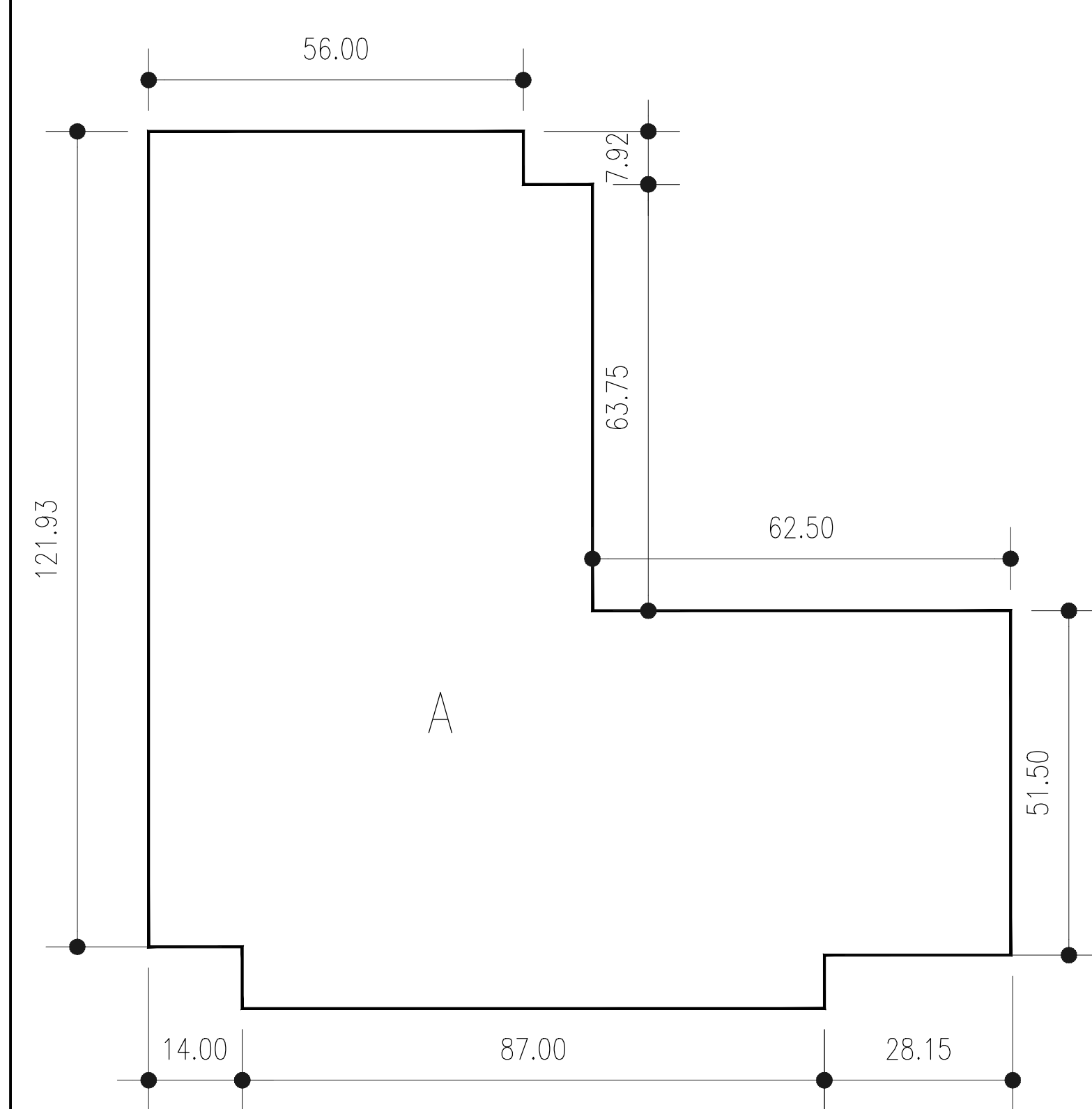
DOB STAMPS & SIGNATURES:

DWG TITLE:  
**ZONING DEDUCTION PLANS**

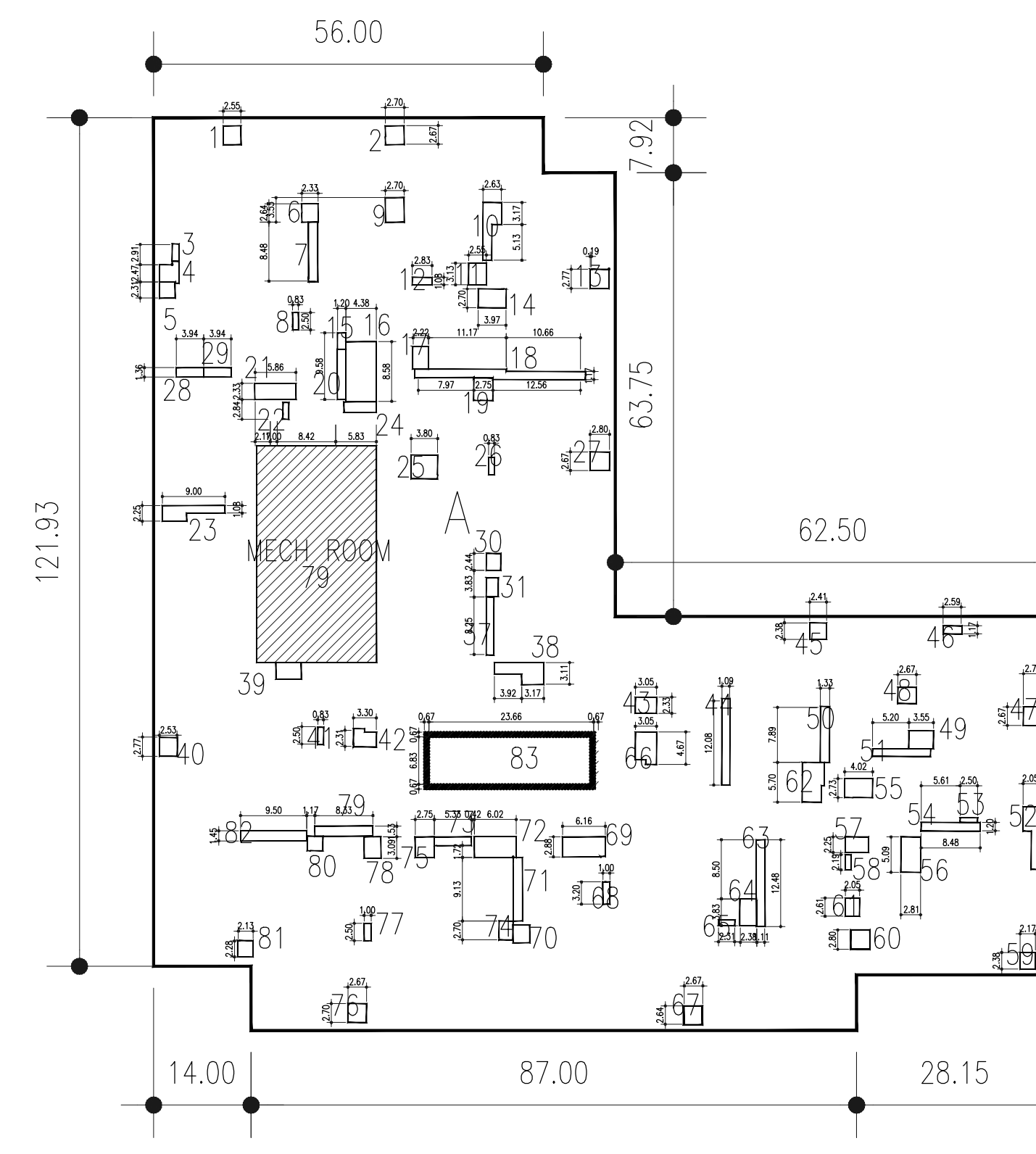
SEAL & SIGNATURE DATE: 01/18/2017  
 PROJECT # Z-003.00  
 SCALE: 1/8" = 1'-0"  
 DWG NO. 004 OF 58

GROSS FLOOR AREA  
 8TH FLOOR  
 A. RESIDENTIAL: 7,000 S. FT.  
 TOTAL: 7,000 S. FT.

| DEDUCTIONS RESIDENTIAL |      |             | DEDUCTIONS RESIDENTIAL |      |             |
|------------------------|------|-------------|------------------------|------|-------------|
| LOCATION               | TYPE | AREA        | LOCATION               | TYPE | AREA        |
| 01                     | M    | 0.00 S. FT. | 01                     | M    | 0.00 S. FT. |
| 02                     | M    | 0.00 S. FT. | 02                     | M    | 0.00 S. FT. |
| 03                     | M    | 0.00 S. FT. | 03                     | M    | 0.00 S. FT. |
| 04                     | M    | 0.00 S. FT. | 04                     | M    | 0.00 S. FT. |
| 05                     | M    | 0.00 S. FT. | 05                     | M    | 0.00 S. FT. |
| 06                     | M    | 0.00 S. FT. | 06                     | M    | 0.00 S. FT. |
| 07                     | M    | 0.00 S. FT. | 07                     | M    | 0.00 S. FT. |
| 08                     | M    | 0.00 S. FT. | 08                     | M    | 0.00 S. FT. |
| 09                     | M    | 0.00 S. FT. | 09                     | M    | 0.00 S. FT. |
| 10                     | M    | 0.00 S. FT. | 10                     | M    | 0.00 S. FT. |
| 11                     | M    | 0.00 S. FT. | 11                     | M    | 0.00 S. FT. |
| 12                     | M    | 0.00 S. FT. | 12                     | M    | 0.00 S. FT. |
| 13                     | M    | 0.00 S. FT. | 13                     | M    | 0.00 S. FT. |
| 14                     | M    | 0.00 S. FT. | 14                     | M    | 0.00 S. FT. |
| 15                     | M    | 0.00 S. FT. | 15                     | M    | 0.00 S. FT. |
| 16                     | M    | 0.00 S. FT. | 16                     | M    | 0.00 S. FT. |
| 17                     | M    | 0.00 S. FT. | 17                     | M    | 0.00 S. FT. |
| 18                     | M    | 0.00 S. FT. | 18                     | M    | 0.00 S. FT. |
| 19                     | M    | 0.00 S. FT. | 19                     | M    | 0.00 S. FT. |
| 20                     | M    | 0.00 S. FT. | 20                     | M    | 0.00 S. FT. |
| 21                     | M    | 0.00 S. FT. | 21                     | M    | 0.00 S. FT. |
| 22                     | M    | 0.00 S. FT. | 22                     | M    | 0.00 S. FT. |
| 23                     | M    | 0.00 S. FT. | 23                     | M    | 0.00 S. FT. |
| 24                     | M    | 0.00 S. FT. | 24                     | M    | 0.00 S. FT. |
| 25                     | M    | 0.00 S. FT. | 25                     | M    | 0.00 S. FT. |
| 26                     | M    | 0.00 S. FT. | 26                     | M    | 0.00 S. FT. |
| 27                     | M    | 0.00 S. FT. | 27                     | M    | 0.00 S. FT. |
| 28                     | M    | 0.00 S. FT. | 28                     | M    | 0.00 S. FT. |
| 29                     | M    | 0.00 S. FT. | 29                     | M    | 0.00 S. FT. |
| 30                     | M    | 0.00 S. FT. | 30                     | M    | 0.00 S. FT. |
| 31                     | M    | 0.00 S. FT. | 31                     | M    | 0.00 S. FT. |
| 32                     | M    | 0.00 S. FT. | 32                     | M    | 0.00 S. FT. |
| 33                     | M    | 0.00 S. FT. | 33                     | M    | 0.00 S. FT. |
| 34                     | M    | 0.00 S. FT. | 34                     | M    | 0.00 S. FT. |
| 35                     | M    | 0.00 S. FT. | 35                     | M    | 0.00 S. FT. |
| 36                     | M    | 0.00 S. FT. | 36                     | M    | 0.00 S. FT. |
| 37                     | M    | 0.00 S. FT. | 37                     | M    | 0.00 S. FT. |
| 38                     | M    | 0.00 S. FT. | 38                     | M    | 0.00 S. FT. |
| 39                     | M    | 0.00 S. FT. | 39                     | M    | 0.00 S. FT. |
| 40                     | M    | 0.00 S. FT. | 40                     | M    | 0.00 S. FT. |
| 41                     | M    | 0.00 S. FT. | 41                     | M    | 0.00 S. FT. |
| 42                     | M    | 0.00 S. FT. | 42                     | M    | 0.00 S. FT. |
| 43                     | M    | 0.00 S. FT. | 43                     | M    | 0.00 S. FT. |
| 44                     | M    | 0.00 S. FT. | 44                     | M    | 0.00 S. FT. |
| 45                     | M    | 0.00 S. FT. | 45                     | M    | 0.00 S. FT. |
| 46                     | M    | 0.00 S. FT. | 46                     | M    | 0.00 S. FT. |
| 47                     | M    | 0.00 S. FT. | 47                     | M    | 0.00 S. FT. |
| 48                     | M    | 0.00 S. FT. | 48                     | M    | 0.00 S. FT. |
| 49                     | M    | 0.00 S. FT. | 49                     | M    | 0.00 S. FT. |
| 50                     | M    | 0.00 S. FT. | 50                     | M    | 0.00 S. FT. |
| 51                     | M    | 0.00 S. FT. | 51                     | M    | 0.00 S. FT. |
| 52                     | M    | 0.00 S. FT. | 52                     | M    | 0.00 S. FT. |
| 53                     | M    | 0.00 S. FT. | 53                     | M    | 0.00 S. FT. |
| 54                     | M    | 0.00 S. FT. | 54                     | M    | 0.00 S. FT. |
| 55                     | M    | 0.00 S. FT. | 55                     | M    | 0.00 S. FT. |
| 56                     | M    | 0.00 S. FT. | 56                     | M    | 0.00 S. FT. |
| 57                     | M    | 0.00 S. FT. | 57                     | M    | 0.00 S. FT. |
| 58                     | M    | 0.00 S. FT. | 58                     | M    | 0.00 S. FT. |
| 59                     | M    | 0.00 S. FT. | 59                     | M    | 0.00 S. FT. |
| 60                     | M    | 0.00 S. FT. | 60                     | M    | 0.00 S. FT. |
| 61                     | M    | 0.00 S. FT. | 61                     | M    | 0.00 S. FT. |
| 62                     | M    | 0.00 S. FT. | 62                     | M    | 0.00 S. FT. |
| 63                     | M    | 0.00 S. FT. | 63                     | M    | 0.00 S. FT. |
| 64                     | M    | 0.00 S. FT. | 64                     | M    | 0.00 S. FT. |
| 65                     | M    | 0.00 S. FT. | 65                     | M    | 0.00 S. FT. |
| 66                     | M    | 0.00 S. FT. | 66                     | M    | 0.00 S. FT. |
| 67                     | M    | 0.00 S. FT. | 67                     | M    | 0.00 S. FT. |
| 68                     | M    | 0.00 S. FT. | 68                     | M    | 0.00 S. FT. |
| 69                     | M    | 0.00 S. FT. | 69                     | M    | 0.00 S. FT. |
| 70                     | M    | 0.00 S. FT. | 70                     | M    | 0.00 S. FT. |
| 71                     | M    | 0.00 S. FT. | 71                     | M    | 0.00 S. FT. |
| 72                     | M    | 0.00 S. FT. | 72                     | M    | 0.00 S. FT. |
| 73                     | M    | 0.00 S. FT. | 73                     | M    | 0.00 S. FT. |
| 74                     | M    | 0.00 S. FT. | 74                     | M    | 0.00 S. FT. |
| 75                     | M    | 0.00 S. FT. | 75                     | M    | 0.00 S. FT. |
| 76                     | M    | 0.00 S. FT. | 76                     | M    | 0.00 S. FT. |
| 77                     | M    | 0.00 S. FT. | 77                     | M    | 0.00 S. FT. |
| 78                     | M    | 0.00 S. FT. | 78                     | M    | 0.00 S. FT. |
| 79                     | M    | 0.00 S. FT. | 79                     | M    | 0.00 S. FT. |
| 80                     | M    | 0.00 S. FT. | 80                     | M    | 0.00 S. FT. |
| 81                     | M    | 0.00 S. FT. | 81                     | M    | 0.00 S. FT. |
| 82                     | M    | 0.00 S. FT. | 82                     | M    | 0.00 S. FT. |
| 83                     | M    | 0.00 S. FT. | 83                     | M    | 0.00 S. FT. |
| 84                     | M    | 0.00 S. FT. | 84                     | M    | 0.00 S. FT. |
| 85                     | M    | 0.00 S. FT. | 85                     | M    | 0.00 S. FT. |
| 86                     | M    | 0.00 S. FT. | 86                     | M    | 0.00 S. FT. |
| 87                     | M    | 0.00 S. FT. | 87                     | M    | 0.00 S. FT. |
| 88                     | M    | 0.00 S. FT. | 88                     | M    | 0.00 S. FT. |
| 89                     | M    | 0.00 S. FT. | 89                     | M    | 0.00 S. FT. |
| 90                     | M    | 0.00 S. FT. | 90                     | M    | 0.00 S. FT. |
| 91                     | M    | 0.00 S. FT. | 91                     | M    | 0.00 S. FT. |
| 92                     | M    | 0.00 S. FT. | 92                     | M    | 0.00 S. FT. |
| 93                     | M    | 0.00 S. FT. | 93                     | M    | 0.00 S. FT. |
| 94                     | M    | 0.00 S. FT. | 94                     | M    | 0.00 S. FT. |
| 95                     | M    | 0.00 S. FT. | 95                     | M    | 0.00 S. FT. |
| 96                     | M    | 0.00 S. FT. | 96                     | M    | 0.00 S. FT. |
| 97                     | M    | 0.00 S. FT. | 97                     | M    | 0.00 S. FT. |
| 98                     | M    | 0.00 S. FT. | 98                     | M    | 0.00 S. FT. |
| 99                     | M    | 0.00 S. FT. | 99                     | M    | 0.00 S. FT. |
| 100                    | M    | 0.00 S. FT. | 100                    | M    | 0.00 S. FT. |
| 101                    | M    | 0.00 S. FT. | 101                    | M    | 0.00 S. FT. |
| 102                    | M    | 0.00 S. FT. | 102                    | M    | 0.00 S. FT. |
| 103                    | M    | 0.00 S. FT. | 103                    | M    | 0.00 S. FT. |
| 104                    | M    | 0.00 S. FT. | 104                    | M    | 0.00 S. FT. |
| 105                    | M    | 0.00 S. FT. | 105                    | M    | 0.00 S. FT. |
| 106                    | M    | 0.00 S. FT. | 106                    | M    | 0.00 S. FT. |
| 107                    | M    | 0.00 S. FT. | 107                    | M    | 0.00 S. FT. |
| 108                    | M    | 0.00 S. FT. | 108                    | M    | 0.00 S. FT. |
| 109                    | M    | 0.00 S. FT. | 109                    | M    | 0.00 S. FT. |
| 110                    | M    | 0.00 S. FT. | 110                    | M    | 0.00 S. FT. |
| 111                    | M    | 0.00 S. FT. | 111                    | M    | 0.00 S. FT. |
| 112                    | M    | 0.00 S. FT. | 112                    | M    | 0.00 S. FT. |
| 113                    | M    | 0.00 S. FT. | 113                    | M    | 0.00 S. FT. |
| 114                    | M    | 0.00 S. FT. | 114                    | M    | 0.00 S. FT. |
| 115                    | M    | 0.00 S. FT. | 115                    | M    | 0.00 S. FT. |
| 116                    | M    | 0.00 S. FT. | 116                    | M    | 0.00 S. FT. |
| 117                    | M    | 0.00 S. FT. | 117                    | M    | 0.00 S. FT. |
| 118                    | M    | 0.00 S. FT. | 118                    | M    | 0.00 S. FT. |
| 119                    | M    | 0.00 S. FT. | 119                    | M    | 0.00 S. FT. |
| 120                    | M    | 0.00 S. FT. | 120                    | M    | 0.00 S. FT. |
| 121                    | M    | 0.00 S. FT. | 121                    | M    | 0.00 S. FT. |
| 122                    | M    | 0.00 S. FT. | 122                    | M    | 0.00 S. FT. |
| 123                    | M    | 0.00 S. FT. | 123                    | M    | 0.00 S. FT. |
| 124                    | M    | 0.00 S. FT. | 124                    | M    | 0.00 S. FT. |
| 125                    | M    | 0.00 S. FT. | 125                    | M    | 0.00 S. FT. |
| 126                    | M    | 0.00 S. FT. | 126                    | M    | 0.00 S. FT. |
| 127                    | M    | 0.00 S. FT. | 127                    | M    | 0.00 S. FT. |
| 128                    | M    | 0.00 S. FT. | 128                    | M    | 0.00 S. FT. |
| 129                    | M    | 0.00 S. FT. | 129                    | M    | 0.00 S. FT. |
| 130                    | M    | 0.00 S. FT. | 130                    | M    | 0.00 S. FT. |
| 131                    | M    | 0.00 S. FT. | 131                    | M    | 0.00 S. FT. |
| 132                    | M    | 0.00 S. FT. | 132                    | M    | 0.00 S. FT. |
| 133                    | M    | 0.00 S. FT. | 133                    | M    | 0.00 S. FT. |
| 134                    | M    | 0.00 S. FT. | 134                    | M    | 0.00 S. FT. |
| 135                    | M    | 0.00 S. FT. | 135                    | M    | 0.00 S. FT. |
| 136                    | M    | 0.00 S. FT. | 136                    | M    | 0.00 S. FT. |
| 137                    | M    | 0.00 S. FT. | 137                    | M    | 0.00 S. FT. |
| 138                    | M    | 0.00 S. FT. | 138                    | M    | 0.00 S. FT. |
| 139                    | M    | 0.00 S. FT. | 139                    | M    | 0.00 S. FT. |
| 140                    | M    | 0.00 S. FT. | 140                    | M    | 0.00 S. FT. |
| 141                    | M    | 0.00 S. FT. | 141                    | M    | 0.00 S. FT. |
| 142                    | M    | 0.00 S. FT. | 142                    | M    | 0.00 S. FT. |
| 143                    | M    | 0.00 S. FT. | 143                    | M    | 0.00 S. FT. |
| 144                    | M    | 0.00 S. FT. | 144                    | M    | 0.00 S. FT. |
| 145                    | M    | 0.00 S. FT. | 145                    | M    | 0.00 S. FT. |
| 146                    | M    | 0.00 S. FT. | 146                    | M    | 0.00 S. FT. |
| 147                    | M    | 0.00 S. FT. | 147                    | M    | 0.00 S. FT. |
| 148                    | M    | 0.00 S. FT. | 148                    | M    | 0.00 S. FT. |
| 149                    | M    | 0.00 S. FT. | 149                    | M    | 0.00 S. FT. |
| 150                    | M    | 0.00 S. FT. | 150                    | M    | 0.00 S. FT. |
| 151                    | M    | 0.00 S. FT. | 151                    | M    | 0.00 S. FT. |
| 152                    | M    | 0.00 S. FT. | 152                    | M    | 0.00 S. FT. |
| 153                    | M    | 0.00 S. FT. | 153                    | M    | 0.00 S. FT. |
| 154                    | M    | 0.00 S. FT. | 154                    | M    | 0.00 S. FT. |
| 155                    | M    | 0.00 S. FT. | 155                    | M    | 0.00 S. FT. |
| 156                    | M    | 0.00 S. FT. | 156                    | M    | 0.00 S. FT. |
| 157                    | M    | 0.00 S. FT. | 157                    | M    | 0.00 S. FT. |
| 158                    | M    | 0.00 S. FT. | 158                    | M    | 0.00 S. FT. |
| 159                    | M    | 0.00 S. FT. | 159                    | M    | 0.00 S. FT. |
| 160                    | M    | 0.00 S. FT. | 160                    | M    | 0.00 S. FT. |
| 161                    | M    | 0.00 S. FT. | 161                    | M    | 0.00 S. FT. |
| 162                    | M    | 0.00 S. FT. | 162                    | M    | 0.00 S. FT. |
| 163                    | M    | 0.00 S. FT. | 163                    | M    | 0.00 S. FT. |
| 164                    | M    | 0.00 S. FT. | 164                    | M    | 0.00 S. FT. |
| 165                    | M    | 0.00 S. FT. | 165                    | M    | 0.00 S. FT. |
| 166                    | M    | 0.00 S. FT. | 166                    | M    | 0.00 S. FT. |
| 167                    | M    | 0.00 S. FT. | 167                    | M    | 0.00 S. FT. |
| 168                    | M    | 0.00 S. FT. | 168                    | M    | 0.00 S. FT. |
| 169                    | M    | 0.00 S. FT. | 169                    | M    | 0.00 S. FT. |
| 170                    | M    | 0.00 S. FT. | 170                    | M    | 0.00 S. FT. |
| 171                    | M    | 0.00 S. FT. | 171                    | M    | 0.00 S. FT. |
| 172                    | M    | 0.00 S. FT. | 172                    | M    | 0.00 S. FT. |
| 173                    | M    | 0.00 S. FT. | 173                    | M    | 0.00 S. FT. |
| 174                    | M    | 0.00 S. FT. | 174                    | M    | 0.00 S. FT. |
| 175                    | M    | 0.00 S. FT. | 175                    | M    | 0.00 S. FT. |
| 176                    | M    | 0.00 S. FT. | 176                    | M    | 0.00 S. FT. |
| 177                    | M    | 0.00 S. FT. | 177                    | M    | 0.00 S. FT. |
| 178                    | M    | 0.00 S. FT. | 178                    | M    | 0.00 S. FT. |
| 179                    | M    | 0.00 S. FT. | 179                    | M    | 0.00 S. FT. |
| 180                    | M    | 0.00 S. FT. | 180                    | M    | 0.00 S. FT. |
| 181                    | M    | 0.00 S. FT. | 181                    | M    | 0.00 S. FT. |
| 182                    | M    | 0.00 S. FT. | 182                    | M    | 0.00 S. FT. |
| 183                    | M    | 0.00 S. FT. | 183                    | M    | 0.00 S. FT. |
| 184                    | M    | 0.00 S. FT. | 184                    | M    | 0.00 S. FT. |
| 185                    | M    | 0.00 S. FT. | 185                    | M    | 0.00 S. FT. |
| 186                    | M    | 0.00 S. FT. | 186                    | M    | 0.00 S. FT. |
| 187                    | M    | 0.00 S. FT. | 187                    | M    | 0.00 S. FT. |
| 188                    | M    | 0.00 S. FT. | 188                    | M    | 0.00 S. FT. |
| 189                    | M    | 0.00 S. FT. | 189                    | M    | 0.00 S. FT. |
| 190                    | M    | 0.00 S. FT. | 190                    | M    | 0.00 S. FT. |
| 191                    | M    | 0.00 S. FT. | 191                    | M    | 0.00 S. FT. |
| 192                    | M    | 0.00 S. FT. | 192                    | M    | 0.00 S. FT. |
| 193                    | M    | 0.00 S. FT. | 193                    | M    | 0.00 S. FT. |
| 194                    | M    | 0.00 S. FT. | 194                    | M    | 0.00 S. FT. |
| 195                    | M    | 0.00 S. FT. | 195                    | M    | 0.00 S. FT. |
| 196                    | M    | 0.00 S. FT. | 196                    | M    | 0.00 S. FT. |
| 197                    | M    | 0.00 S. FT. | 197                    | M    | 0.00 S. FT. |
| 198                    | M    | 0.00 S. FT. | 198                    | M    | 0.00 S. FT. |
| 199                    | M    | 0.00 S. FT. | 199                    | M    | 0.00 S. FT. |
| 200                    | M    | 0.00 S. FT. | 200                    | M    | 0.00 S. FT. |
| 201                    | M    | 0.00 S. FT. | 201                    | M    | 0.00 S. FT. |
| 202                    | M    | 0.00 S. FT. | 202                    | M    | 0.00 S. FT. |



|                  |                  |
|------------------|------------------|
| GROSS FLOOR AREA |                  |
| 36TH FLOOR       |                  |
| A. RESIDENTIAL   | 11985.52 SQ. FT. |



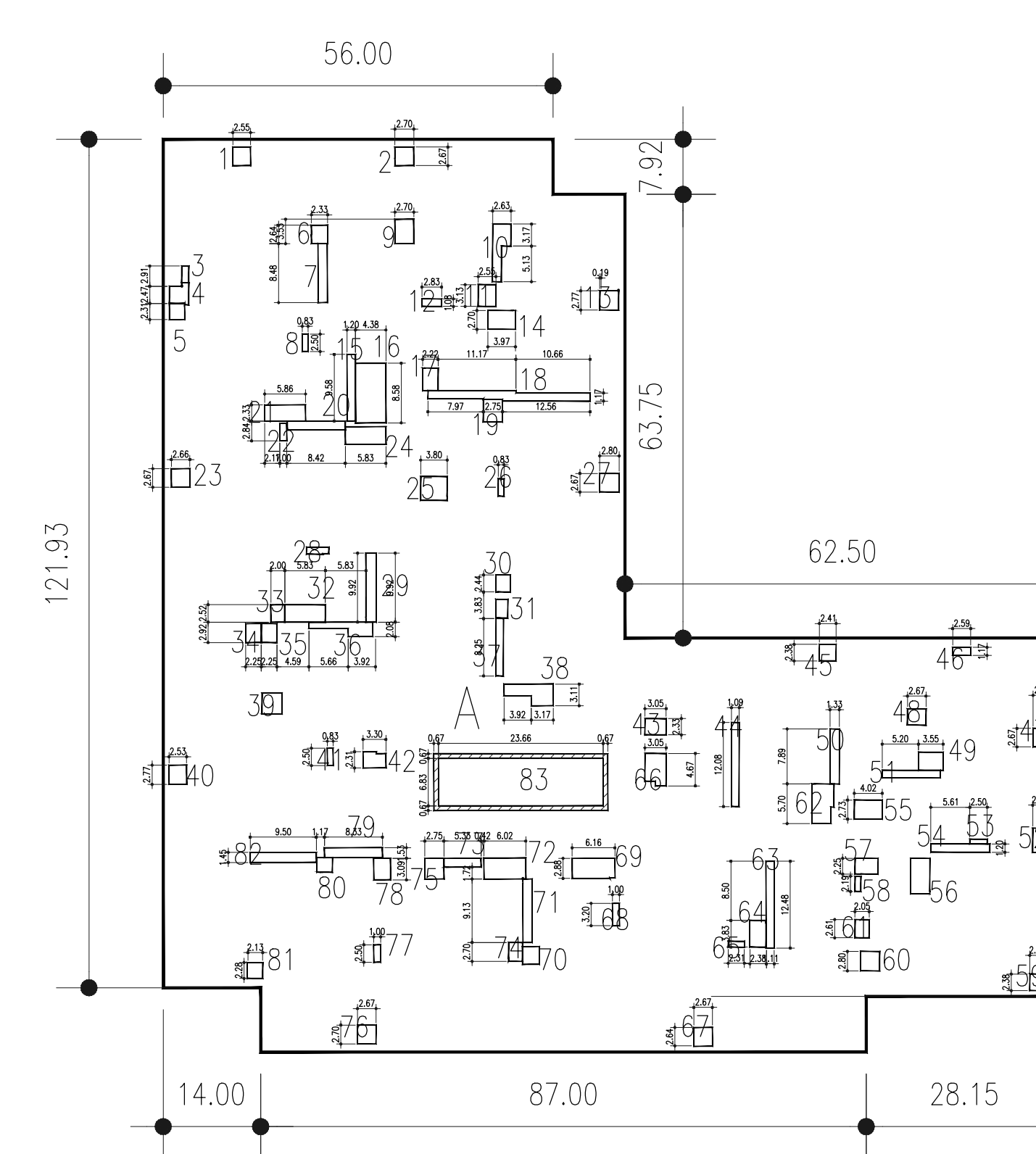
|                  |                  |
|------------------|------------------|
| GROSS FLOOR AREA |                  |
| 37TH FLOOR       |                  |
| A. RESIDENTIAL   | 11985.52 SQ. FT. |

| DEDUCTIONS RESIDENTIAL |      |               |
|------------------------|------|---------------|
| LOCATION               | TYPE | AREA          |
| 1                      | M    | 6.88 SQ. FT.  |
| 2                      | P    | 7.34 SQ. FT.  |
| 3                      | M    | 2.49 SQ. FT.  |
| 4                      | P    | 7.63 SQ. FT.  |
| 5                      | M    | 5.20 SQ. FT.  |
| 6                      | M    | 6.17 SQ. FT.  |
| 7                      | P    | 11.43 SQ. FT. |
| 8                      | M    | 2.08 SQ. FT.  |
| 9                      | P    | 9.54 SQ. FT.  |
| 10                     | M    | 14.89 SQ. FT. |
| 11                     | M    | 8.97 SQ. FT.  |
| 12                     | P    | 3.97 SQ. FT.  |
| 13                     | M    | 7.46 SQ. FT.  |
| 14                     | M    | 10.92 SQ. FT. |
| 15                     | P    | 3.96 SQ. FT.  |
| 16                     | P    | 37.82 SQ. FT. |
| 17                     | M    | 7.50 SQ. FT.  |
| 18                     | P    | 29.86 SQ. FT. |
| 19                     | M    | 6.93 SQ. FT.  |
| 20                     | M    | 6.91 SQ. FT.  |
| 21                     | M    | 13.78 SQ. FT. |
| 22                     | M    | 2.91 SQ. FT.  |
| 23                     | P    | 13.83 SQ. FT. |
| 24                     | P    | 7.00 SQ. FT.  |
| 25                     | M    | 13.00 SQ. FT. |
| 26                     | P    | 2.08 SQ. FT.  |
| 27                     | M    | 7.46 SQ. FT.  |
| 28                     | P    | 5.33 SQ. FT.  |
| 29                     | P    | 5.33 SQ. FT.  |
| 30                     | P    | 5.09 SQ. FT.  |
| 31                     | M    | 4.81 SQ. FT.  |
| 32                     | P    | 6.03 SQ. FT.  |
| 33                     | M    | 16.58 SQ. FT. |
| 34                     | P    | 6.08 SQ. FT.  |
| 35                     | M    | 6.94 SQ. FT.  |
| 36                     | P    | 2.09 SQ. FT.  |
| 37                     | P    | 7.80 SQ. FT.  |
| 38                     | P    | 7.10 SQ. FT.  |
| 39                     | M    | 14.30 SQ. FT. |
| 40                     | P    | 5.72 SQ. FT.  |
| 41                     | M    | 3.18 SQ. FT.  |
| 42                     | P    | 7.22 SQ. FT.  |
| 43                     | M    | 6.24 SQ. FT.  |
| 44                     | P    | 9.23 SQ. FT.  |
| 45                     | P    | 10.73 SQ. FT. |
| 46                     | P    | 6.03 SQ. FT.  |
| 47                     | M    | 12.33 SQ. FT. |
| 48                     | M    | 1.67 SQ. FT.  |
| 49                     | M    | 10.80 SQ. FT. |
| 50                     | P    | 10.96 SQ. FT. |
| 51                     | M    | 14.34 SQ. FT. |
| 52                     | P    | 7.49 SQ. FT.  |
| 53                     | M    | 1.82 SQ. FT.  |
| 54                     | P    | 5.17 SQ. FT.  |
| 55                     | M    | 7.69 SQ. FT.  |
| 56                     | M    | 5.34 SQ. FT.  |
| 57                     | P    | 17.00 SQ. FT. |
| 58                     | P    | 16.44 SQ. FT. |
| 59                     | M    | 9.42 SQ. FT.  |
| 60                     | P    | 1.96 SQ. FT.  |
| 61                     | M    | 13.19 SQ. FT. |
| 62                     | P    | 17.00 SQ. FT. |
| 63                     | P    | 16.44 SQ. FT. |
| 64                     | M    | 9.42 SQ. FT.  |
| 65                     | P    | 1.96 SQ. FT.  |
| 66                     | M    | 13.19 SQ. FT. |
| 67                     | P    | 7.23 SQ. FT.  |
| 68                     | M    | 3.21 SQ. FT.  |
| 69                     | P    | 17.67 SQ. FT. |
| 70                     | P    | 6.17 SQ. FT.  |
| 71                     | P    | 12.16 SQ. FT. |

| DEDUCTIONS RESIDENTIAL |      |                |
|------------------------|------|----------------|
| LOCATION               | TYPE | AREA           |
| 72                     | M    | 18.13 SQ. FT.  |
| 73                     | M    | 6.67 SQ. FT.   |
| 74                     | M    | 5.42 SQ. FT.   |
| 75                     | P    | 8.17 SQ. FT.   |
| 76                     | M    | 7.22 SQ. FT.   |
| 77                     | P    | 2.49 SQ. FT.   |
| 78                     | M    | 7.48 SQ. FT.   |
| 79                     | P    | 12.24 SQ. FT.  |
| 80                     | M    | 4.66 SQ. FT.   |
| 81                     | P    | 5.17 SQ. FT.   |
| 82                     | M    | 14.13 SQ. FT.  |
| 83                     | M    | 675.17 SQ. FT. |

| DEDUCTIONS RESIDENTIAL |           |                |
|------------------------|-----------|----------------|
| LOCATION               | TYPE      | AREA           |
| 79                     | MECH ROOM | 536.35 SQ. FT. |

| DEDUCTIONS RESIDENTIAL |       |               |
|------------------------|-------|---------------|
| LOCATION               | TYPE  | AREA          |
| 83                     | STAIR | 42.46 SQ. FT. |

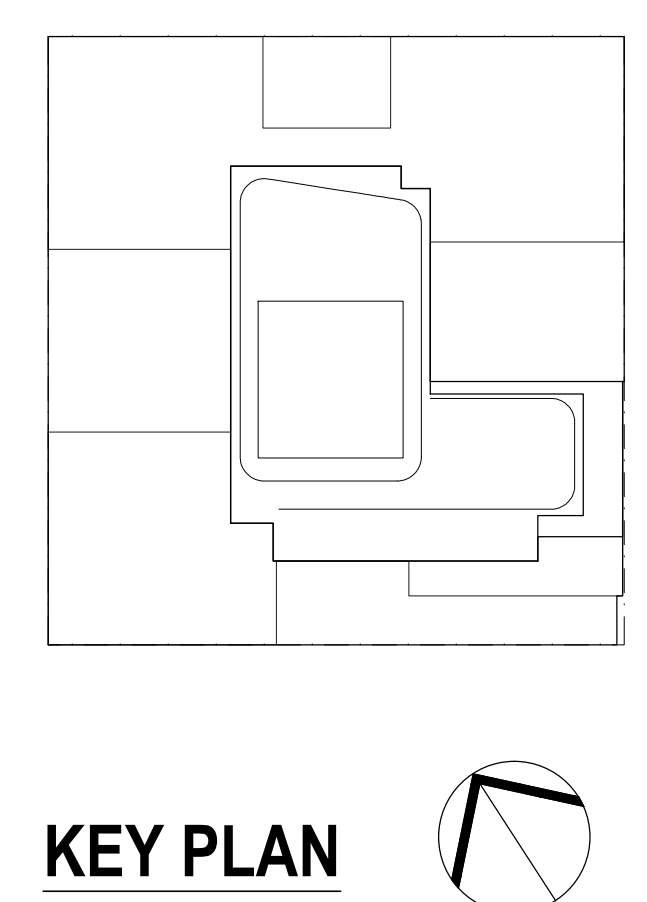


|                  |                  |
|------------------|------------------|
| GROSS FLOOR AREA |                  |
| 38TH-49TH FLOOR  |                  |
| A. RESIDENTIAL   | 11985.52 SQ. FT. |

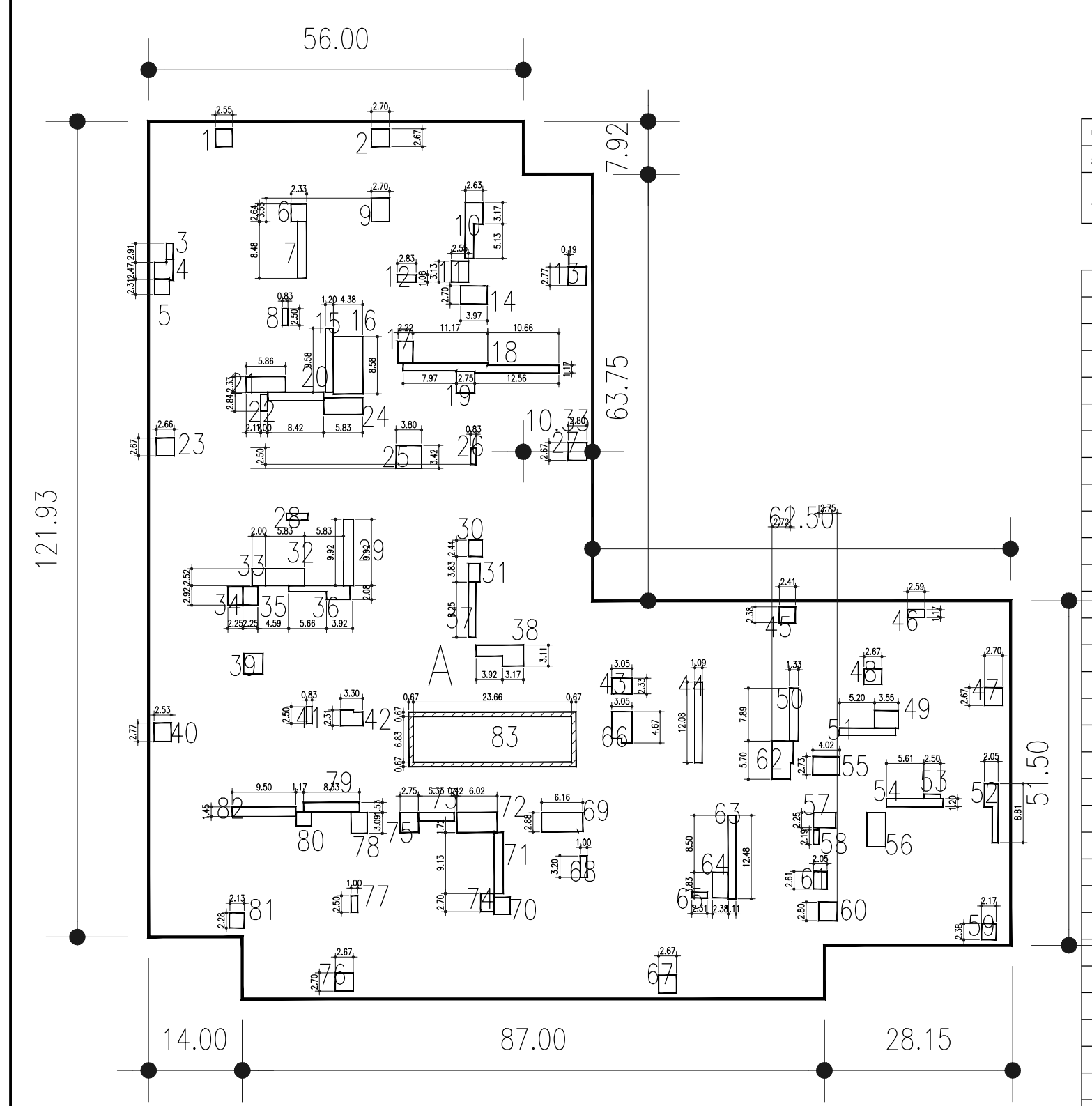
| DEDUCTIONS RESIDENTIAL |      |               |
|------------------------|------|---------------|
| LOCATION               | TYPE | AREA          |
| 1                      | M    | 6.78 SQ. FT.  |
| 2                      | P    | 7.23 SQ. FT.  |
| 3                      | M    | 2.39 SQ. FT.  |
| 4                      | P    | 5.42 SQ. FT.  |
| 5                      | M    | 5.05 SQ. FT.  |
| 6                      | M    | 6.17 SQ. FT.  |
| 7                      | P    | 11.30 SQ. FT. |
| 8                      | M    | 3.98 SQ. FT.  |
| 9                      | P    | 9.54 SQ. FT.  |
| 10                     | M    | 14.89 SQ. FT. |
| 11                     | M    | 8.96 SQ. FT.  |
| 12                     | P    | 3.97 SQ. FT.  |
| 13                     | M    | 7.46 SQ. FT.  |
| 14                     | M    | 10.77 SQ. FT. |
| 15                     | P    | 11.59 SQ. FT. |
| 16                     | P    | 37.82 SQ. FT. |
| 17                     | M    | 7.24 SQ. FT.  |
| 18                     | P    | 28.04 SQ. FT. |
| 19                     | M    | 6.93 SQ. FT.  |
| 20                     | M    | 13.42 SQ. FT. |
| 21                     | M    | 13.66 SQ. FT. |
| 22                     | M    | 2.49 SQ. FT.  |
| 23                     | P    | 7.00 SQ. FT.  |
| 24                     | P    | 14.75 SQ. FT. |
| 25                     | M    | 13.00 SQ. FT. |
| 26                     | P    | 2.08 SQ. FT.  |
| 27                     | M    | 7.46 SQ. FT.  |
| 28                     | P    | 3.15 SQ. FT.  |
| 29                     | P    | 14.65 SQ. FT. |
| 30                     | P    | 5.03 SQ. FT.  |
| 31                     | M    | 4.89 SQ. FT.  |
| 32                     | P    | 14.66 SQ. FT. |
| 33                     | M    | 5.03 SQ. FT.  |
| 34                     | P    | 6.13 SQ. FT.  |
| 35                     | M    | 6.11 SQ. FT.  |
| 36                     | P    | 12.54 SQ. FT. |
| 37                     | P    | 6.75 SQ. FT.  |
| 38                     | P    | 16.40 SQ. FT. |
| 39                     | M    | 6.76 SQ. FT.  |
| 40                     | P    | 6.99 SQ. FT.  |
| 41                     | M    | 2.09 SQ. FT.  |
| 42                     | P    | 7.25 SQ. FT.  |
| 43                     | M    | 7.16 SQ. FT.  |
| 44                     | P    | 13.30 SQ. FT. |
| 45                     | P    | 5.72 SQ. FT.  |
| 46                     | P    | 3.03 SQ. FT.  |
| 47                     | M    | 7.23 SQ. FT.  |
| 48                     | M    | 6.34 SQ. FT.  |
| 49                     | M    | 9.23 SQ. FT.  |
| 50                     | P    | 10.53 SQ. FT. |
| 51                     | M    | 9.03 SQ. FT.  |
| 52                     | P    | 11.91 SQ. FT. |
| 53                     | M    | 1.67 SQ. FT.  |
| 54                     | P    | 10.21 SQ. FT. |
| 55                     | M    | 10.96 SQ. FT. |
| 56                     | P    | 14.10 SQ. FT. |
| 57                     | P    | 7.49 SQ. FT.  |
| 58                     | P    | 1.92 SQ. FT.  |
| 59                     | M    | 15.96 SQ. FT. |
| 60                     | P    | 7.69 SQ. FT.  |
| 61                     | M    | 5.34 SQ. FT.  |
| 62                     | P    | 17.00 SQ. FT. |
| 63                     | M    | 14.24 SQ. FT. |
| 64                     | P    | 9.03 SQ. FT.  |
| 65                     | P    | 1.96 SQ. FT.  |
| 66                     | P    | 13.18 SQ. FT. |

| DEDUCTIONS RESIDENTIAL |      |                |
|------------------------|------|----------------|
| LOCATION               | TYPE | AREA           |
| 67                     | M    | 7.22 SQ. FT.   |
| 68                     | M    | 3.21 SQ. FT.   |
| 69                     | M    | 17.67 SQ. FT.  |
| 70                     | P    | 6.17 SQ. FT.   |
| 71                     | M    | 12.16 SQ. FT.  |
| 72                     | P    | 18.13 SQ. FT.  |
| 73                     | M    | 6.67 SQ. FT.   |
| 74                     | P    | 5.42 SQ. FT.   |
| 75                     | M    | 8.17 SQ. FT.   |
| 76                     | M    | 7.22 SQ. FT.   |
| 77                     | M    | 2.49 SQ. FT.   |
| 78                     | P    | 7.48 SQ. FT.   |
| 79                     | P    | 11.93 SQ. FT.  |
| 80                     | P    | 4.66 SQ. FT.   |
| 81                     | M    | 5.99 SQ. FT.   |
| 82                     | M    | 13.78 SQ. FT.  |
| 83                     | M    | 729.77 SQ. FT. |

| DEDUCTIONS RESIDENTIAL |       |               |
|------------------------|-------|---------------|
| LOCATION               | TYPE  | AREA          |
| 83                     | STAIR | 42.46 SQ. FT. |



NOTES:

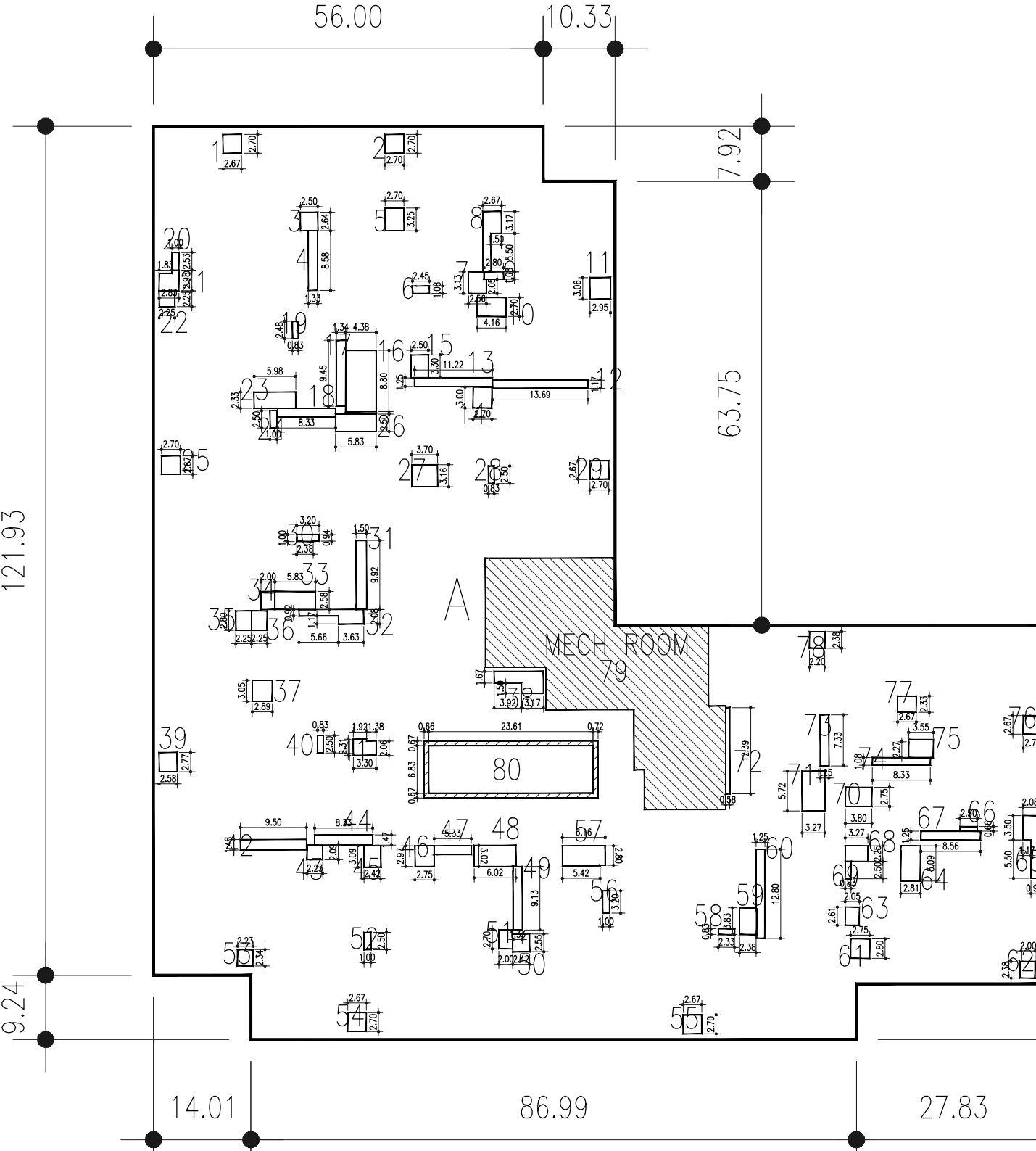


|                           |                  |
|---------------------------|------------------|
| GROSS FLOOR AREA          |                  |
| 50TH-60TH AND 61ST FLOORS |                  |
| A. RESIDENTIAL            | 11985.52 SQ. FT. |

| DEDUCTIONS RESIDENTIAL |      |               |
|------------------------|------|---------------|
| LOCATION               | TYPE | AREA          |
| 1                      | M    | 6.78 SQ. FT.  |
| 2                      | P    | 7.23 SQ. FT.  |
| 3                      | M    | 2.39 SQ. FT.  |
| 4                      | P    | 5.42 SQ. FT.  |
| 5                      | M    | 5.05 SQ. FT.  |
| 6                      | M    | 6.17 SQ. FT.  |
| 7                      | P    | 11.30 SQ. FT. |
| 8                      | M    | 3.98 SQ. FT.  |
| 9                      | P    | 9.54 SQ. FT.  |
| 10                     | M    | 14.89 SQ. FT. |
| 11                     | M    | 8.96 SQ. FT.  |
| 12                     | P    | 3.97 SQ. FT.  |
| 13                     | M    | 7.46 SQ. FT.  |
| 14                     | M    | 10.77 SQ. FT. |
| 15                     | P    | 11.59 SQ. FT. |
| 16                     | P    | 37.82 SQ. FT. |
| 17                     | M    | 7.24 SQ. FT.  |
| 18                     | P    | 28.04 SQ. FT. |
| 19                     | M    | 6.93 SQ. FT.  |
| 20                     | M    | 13.42 SQ. FT. |
| 21                     | M    | 13.66 SQ. FT. |
| 22                     | M    | 2.49 SQ. FT.  |
| 23                     | P    | 7.00 SQ. FT.  |
| 24                     | P    | 14.75 SQ. FT. |
| 25                     | M    | 13.00 SQ. FT. |
| 26                     | P    | 2.08 SQ. FT.  |
| 27                     | M    | 7.46 SQ. FT.  |
| 28                     | P    | 3.15 SQ. FT.  |
| 29                     | P    | 14.65 SQ. FT. |
| 30                     | P    | 5.03 SQ. FT.  |
| 31                     | M    | 4.89 SQ. FT.  |
| 32                     | P    | 14.66 SQ. FT. |
| 33                     | M    | 5.03 SQ. FT.  |
| 34                     | P    | 6.13 SQ. FT.  |
| 35                     | M    | 6.11 SQ. FT.  |
| 36                     | P    | 12.54 SQ. FT. |
| 37                     | P    | 6.75 SQ. FT.  |
| 38                     | P    | 16.40 SQ. FT. |
| 39                     | M    | 6.76 SQ. FT.  |
| 40                     | P    | 6.99 SQ. FT.  |
| 41                     | M    | 2.09 SQ. FT.  |
| 42                     | P    | 7.25 SQ. FT.  |
| 43                     | M    | 7.16 SQ. FT.  |
| 44                     | P    | 13.30 SQ. FT. |
| 45                     | P    | 5.72 SQ. FT.  |
| 46                     | P    | 3.03 SQ. FT.  |
| 47                     | M    | 7.23 SQ. FT.  |
| 48                     | M    | 6.34 SQ. FT.  |
| 49                     | M    | 9.23 SQ. FT.  |
| 50                     | P    | 10.53 SQ. FT. |
| 51                     | M    | 9.03 SQ. FT.  |
| 52                     | P    | 11.91 SQ. FT. |
| 53                     | M    | 1.67 SQ. FT.  |
| 54                     | P    | 10.21 SQ. FT. |
| 55                     | M    | 10.96 SQ. FT. |
| 56                     | P    | 14.10 SQ. FT. |
| 57                     | P    | 7.49 SQ. FT.  |
| 58                     | P    | 1.92 SQ. FT.  |
| 59                     | M    | 15.96 SQ. FT. |
| 60                     | P    | 7.69 SQ. FT.  |
| 61                     | M    | 5.34 SQ. FT.  |
| 62                     | P    | 17.00 SQ. FT. |
| 63                     | M    | 14.24 SQ. FT. |
| 64                     | P    | 9.03 SQ. FT.  |
| 65                     | P    | 1.96 SQ. FT.  |
| 66                     | P    | 13.18 SQ. FT. |

| DEDUCTIONS RESIDENTIAL |      |                |
|------------------------|------|----------------|
| LOCATION               | TYPE | AREA           |
| 67                     | M    | 7.22 SQ. FT.   |
| 68                     | M    | 3.21 SQ. FT.   |
| 69                     | M    | 17.67 SQ. FT.  |
| 70                     | P    | 6.17 SQ. FT.   |
| 71                     | M    | 12.16 SQ. FT.  |
| 72                     | P    | 18.13 SQ. FT.  |
| 73                     | M    | 6.67 SQ. FT.   |
| 74                     | P    | 5.42 SQ. FT.   |
| 75                     | M    | 8.17 SQ. FT.   |
| 76                     | P    | 7.22 SQ. FT.   |
| 77                     | M    | 2.49 SQ. FT.   |
| 78                     | P    | 7.48 SQ. FT.   |
| 79                     | P    | 11.93 SQ. FT.  |
| 80                     | P    | 4.66 SQ. FT.   |
| 81                     | M    | 5.99 SQ. FT.   |
| 82                     | M    | 13.78 SQ. FT.  |
| 83                     | M    | 729.77 SQ. FT. |

| DEDUCTIONS RESIDENTIAL |       |               |
|------------------------|-------|---------------|
| LOCATION               | TYPE  | AREA          |
| 83                     | STAIR | 42.46 SQ. FT. |



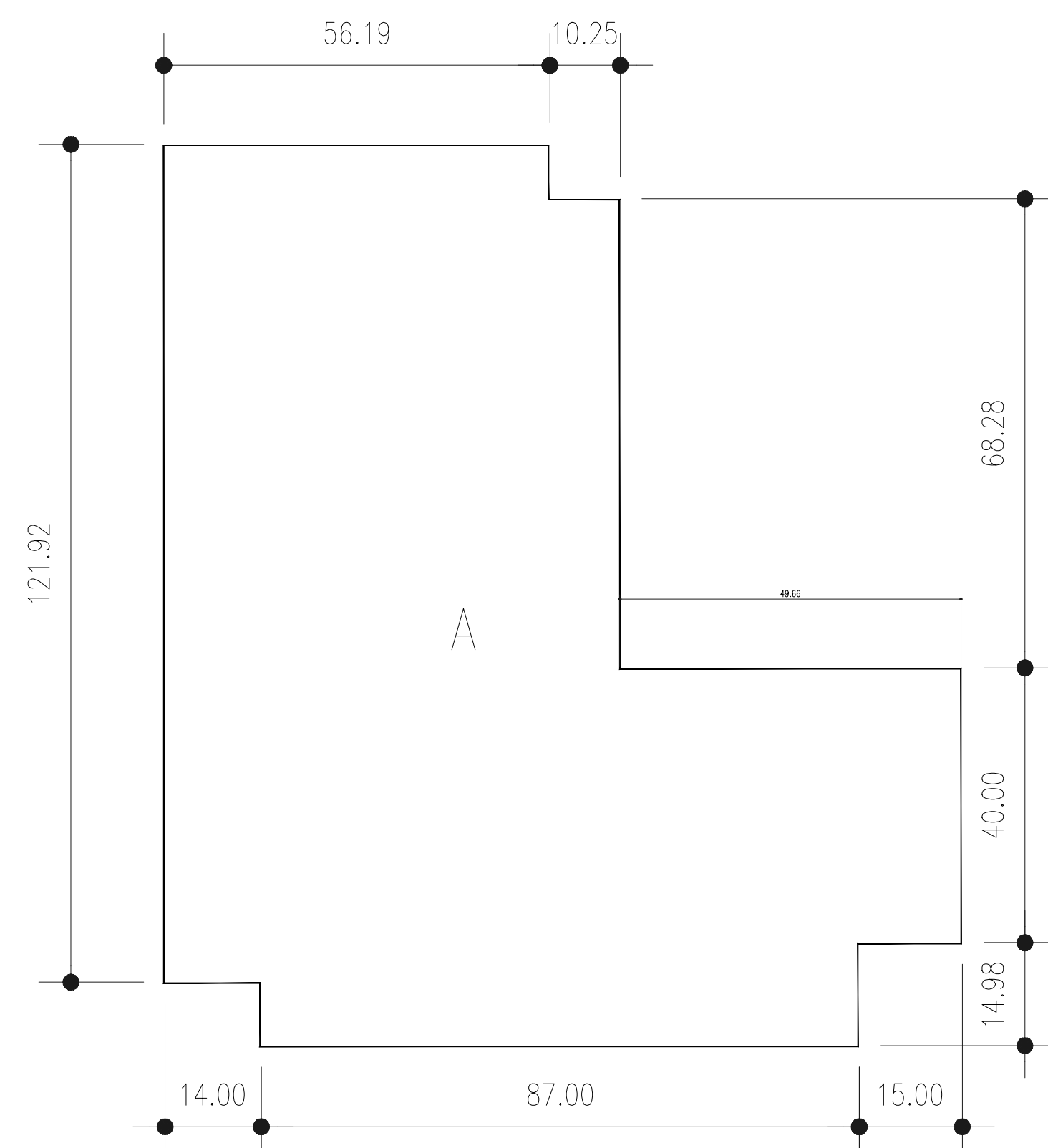
|                  |                  |
|------------------|------------------|
| GROSS FLOOR AREA |                  |
| 62ND FLOOR       |                  |
| A. RESIDENTIAL   | 11985.52 SQ. FT. |

| DEDUCTIONS RESIDENTIAL |      |               |
|------------------------|------|---------------|
| LOCATION               | TYPE | AREA          |
| 1                      | M    | 7.22 SQ. FT.  |
| 2                      | P    | 7.34 SQ. FT.  |
| 3                      | M    | 6.62 SQ. FT.  |
| 4                      | P    | 11.43 SQ. FT. |
| 5                      | M    | 6.91 SQ. FT.  |
| 6                      | M    | 2.49 SQ. FT.  |
| 7                      | P    | 7.71 SQ. FT.  |
| 8                      | P    | 14.89 SQ. FT. |
| 9                      | P    | 3.03 SQ. FT.  |
| 10                     | M    | 11.26 SQ. FT. |
| 11                     | M    | 9.28 SQ. FT.  |
| 12                     | P    | 15.92 SQ. FT. |
| 13                     | M    | 14.03 SQ. FT. |
| 14                     | M    | 8.12 SQ. FT.  |
| 15                     | P    | 8.23 SQ. FT.  |
| 16                     | P    | 38.50 SQ. FT. |
| 17                     | M    | 12.72 SQ. FT. |
| 18                     | P    | 10.42 SQ. FT. |
| 19                     | P    | 2.67 SQ. FT.  |
| 20                     | M    | 2.14 SQ. FT.  |
| 21                     | M    | 7.61 SQ. FT.  |
| 22                     | M    | 5.08 SQ. FT.  |
| 23                     | P    | 13.95 SQ. FT. |
| 24                     | P    | 14.25 SQ. FT. |
| 25                     | M    | 7.22 SQ. FT.  |
| 26                     | P    | 14.88 SQ. FT. |
| 27                     | M    | 11.70 SQ. FT. |
| 28                     | P    | 2.08 SQ. FT.  |
| 29                     | P    | 7.22 SQ. FT.  |
| 30                     | P    | 3.18 SQ. FT.  |
| 31                     | M    | 14.67 SQ. FT. |
| 32                     | P    | 12.72 SQ. FT. |
| 33                     | M    | 15.05 SQ. FT. |
| 34                     | P    | 5.17 SQ. FT.  |
| 35                     | M    | 6.28 SQ. FT.  |
| 36                     | P    | 6.28 SQ. FT.  |
| 37                     | P    | 6.76 SQ. FT.  |
| 38                     | P    | 16.58 SQ. FT. |
| 39                     | M    | 7.14 SQ. FT.  |
| 40                     | M    | 2.09 SQ. FT.  |
| 41                     | P    | 7.25 SQ. FT.  |
| 42                     | P    | 14.13 SQ. FT. |
| 43                     | P    | 4.88 SQ. FT.  |
| 44                     | P    | 12.54 SQ. FT. |
| 45                     | P    | 7.48 SQ. FT.  |
| 46                     | P    | 8.17 SQ. FT.  |
| 47                     | P    | 6.67 SQ. FT.  |
| 48                     | M    | 10.13 SQ. FT. |
| 49                     | M    | 12.16 SQ. FT. |
| 50                     | M    | 6.17 SQ. FT.  |
| 51                     | M    | 5.42 SQ. FT.  |
| 52                     | P    | 2.49 SQ. FT.  |
| 53                     | P    | 5.17 SQ. FT.  |
| 54                     | M    | 7.22 SQ. FT.  |
| 55                     | P    | 7.23 SQ. FT.  |
| 56                     | M    | 3.21 SQ. FT.  |
| 57                     | P    | 17.67 SQ. FT. |
| 58                     | M    | 1.96 SQ. FT.  |
| 59                     | P    | 9.42 SQ. FT.  |
| 60                     | M    | 15.64 SQ. FT. |
| 61                     | P    | 7.69 SQ. FT.  |
| 62                     | M    | 5.17 SQ. FT.  |
| 63                     | M    | 6.17 SQ. FT.  |
| 64                     | P    | 5.34 SQ. FT.  |
| 65                     | M    | 14.27 SQ. FT. |
| 66                     | P    | 12.33 SQ. FT. |
| 67                     | P    | 1.64 SQ. FT.  |

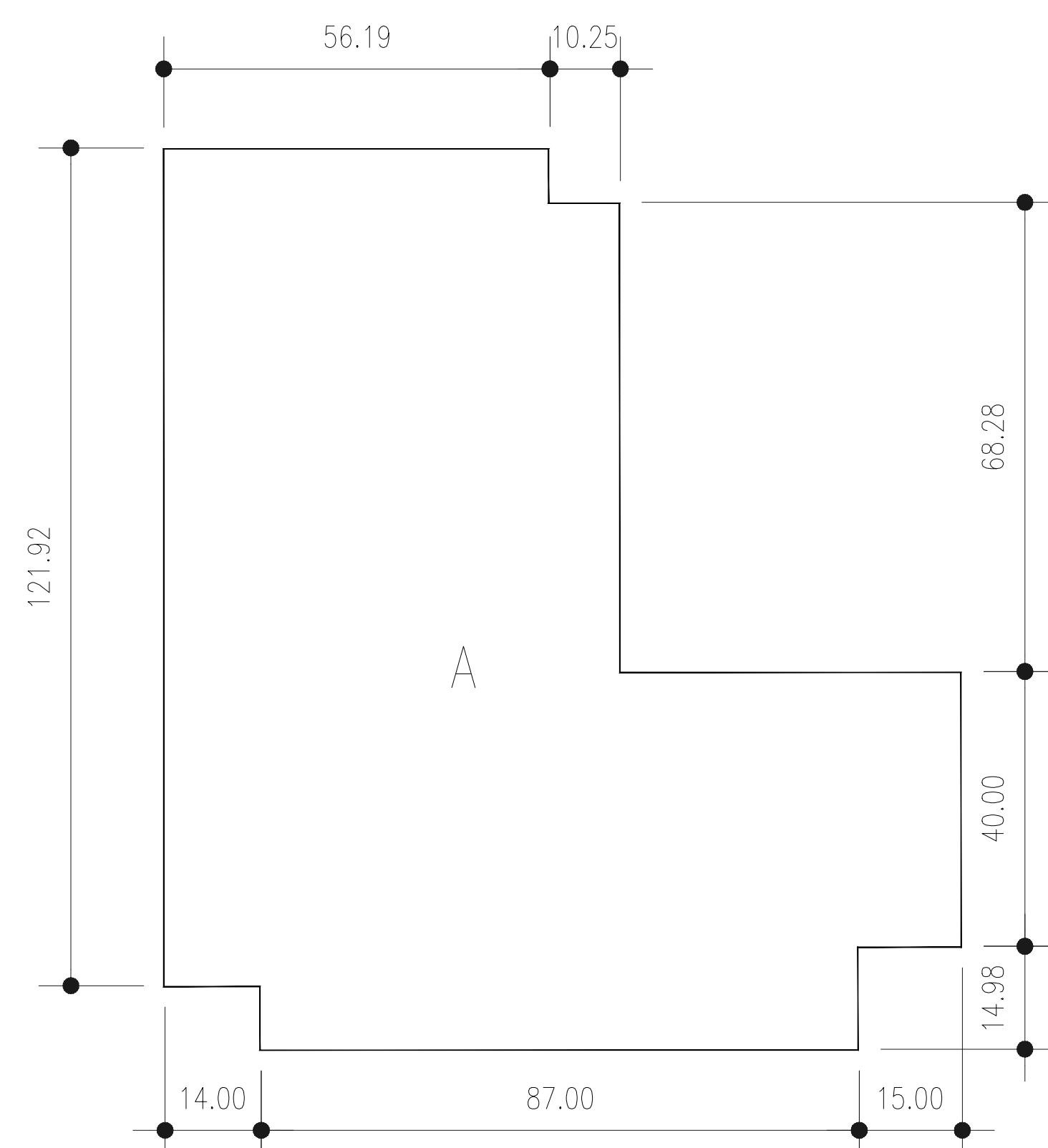
| DEDUCTIONS RESIDENTIAL |      |                |
|------------------------|------|----------------|
| LOCATION               | TYPE | AREA           |
| 67                     | P    | 10.71 SQ. FT.  |
| 68                     | M    | 7.36 SQ. FT.   |
| 69                     | M    | 2.08 SQ. FT.   |
| 70                     | P    | 16.44 SQ. FT.  |
| 71                     | P    | 19.71 SQ. FT.  |
| 72                     | P    | 7.10 SQ. FT.   |
| 73                     | P    | 5.17 SQ. FT.   |
| 74                     | P    | 5.83 SQ. FT.   |
| 75                     | P    | 9.22 SQ. FT.   |
| 76                     | M    | 7.22 SQ. FT.   |
| 77                     | M    | 6.22 SQ. FT.   |
| 78                     | P    | 5.24 SQ. FT.   |
| 79                     | P    | 694.19 SQ. FT. |

| DEDUCTIONS RESIDENTIAL |           |                |
|------------------------|-----------|----------------|
| LOCATION               | TYPE      | AREA           |
| 79                     | MECH ROOM | 694.84 SQ. FT. |

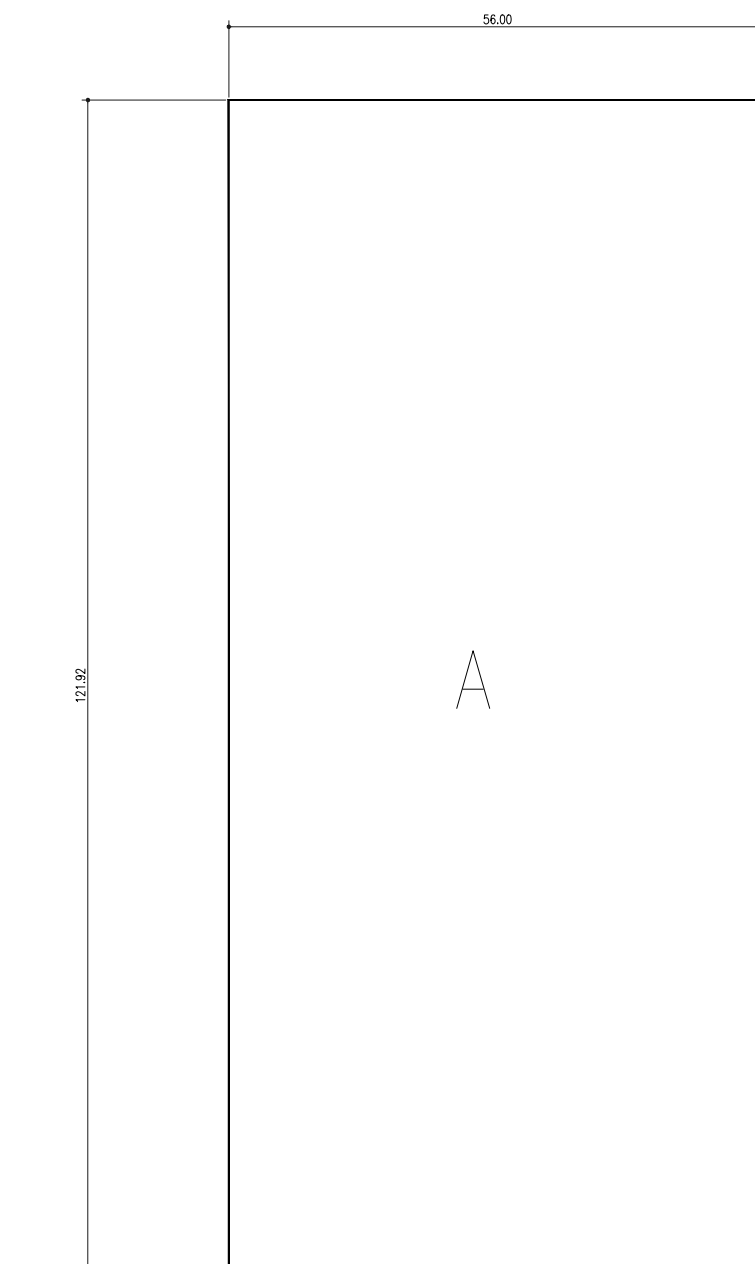
| DEDUCTIONS RESIDENTIAL |       |               |
|------------------------|-------|---------------|
| LOCATION               | TYPE  | AREA          |
| 80                     | STAIR | 42.81 SQ. FT. |



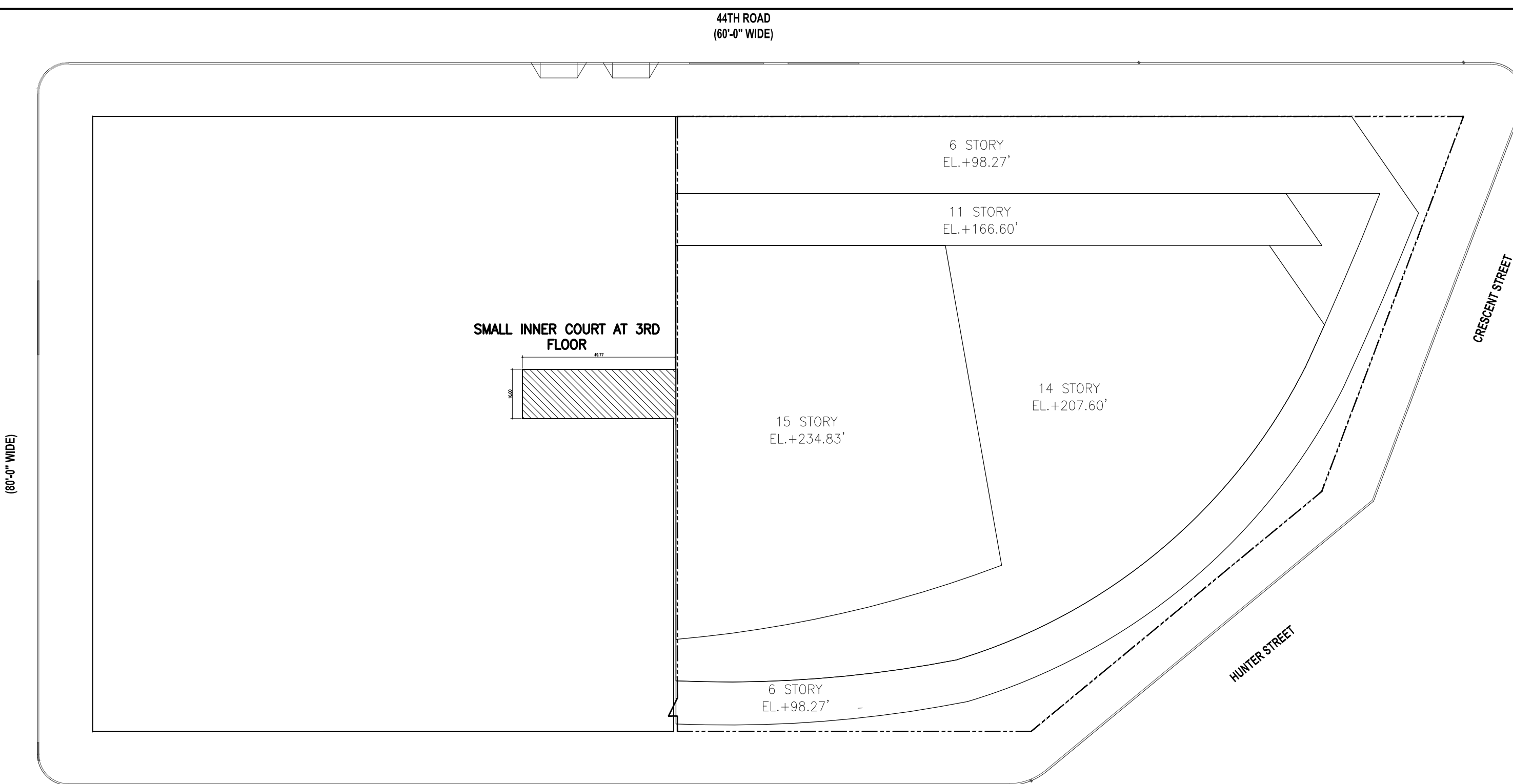
|                    |                  |
|--------------------|------------------|
| GROSS FLOOR AREA   |                  |
| 67TH FLOOR         |                  |
| A MECHANICAL FLOOR | 10994.95 SQ. FT. |



|                    |                  |
|--------------------|------------------|
| GROSS FLOOR AREA   |                  |
| 68TH FLOOR         |                  |
| A MECHANICAL FLOOR | 10994.95 SQ. FT. |



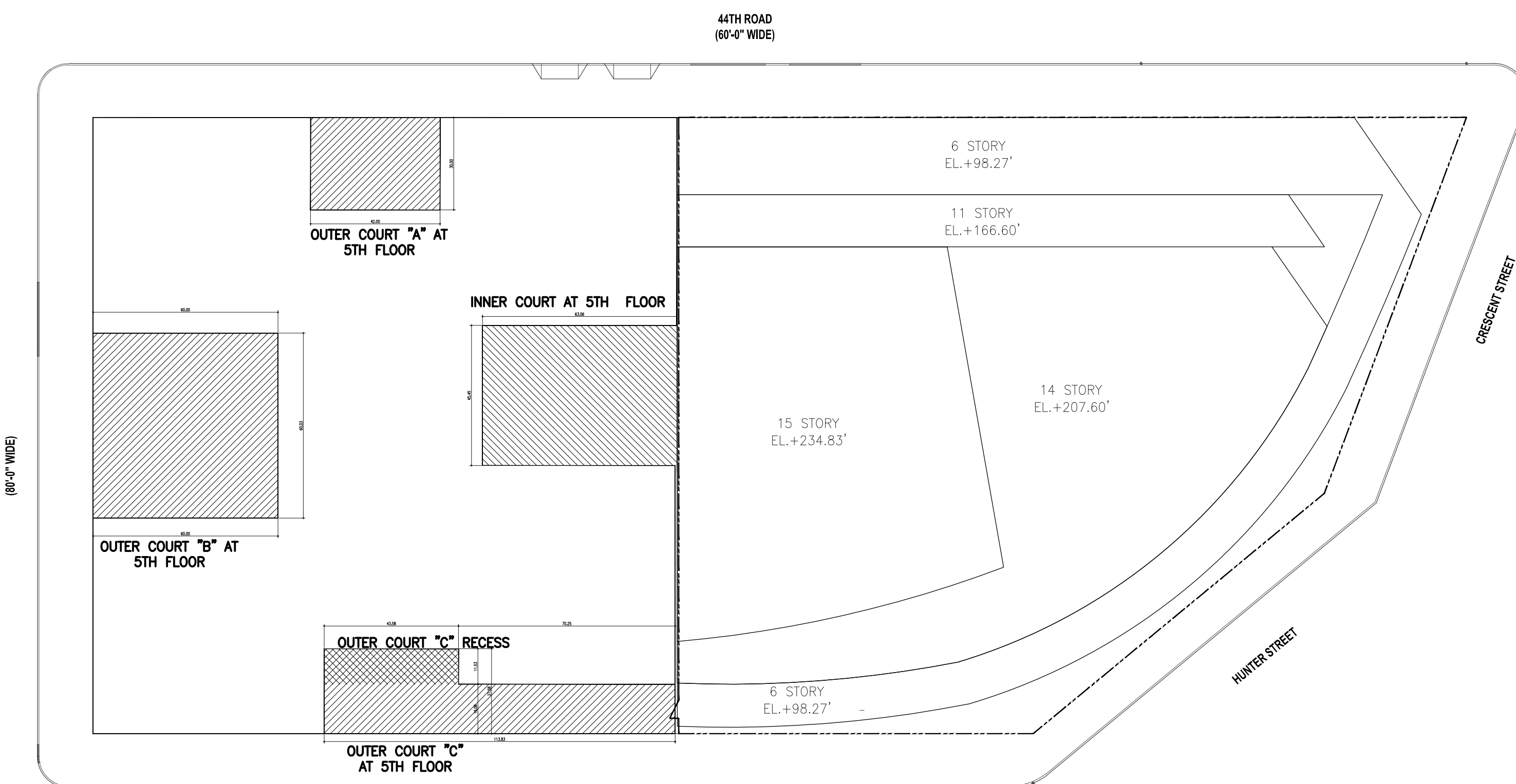
|                    |                 |
|--------------------|-----------------|
| GROSS FLOOR AREA   |                 |
| 69TH FLOOR         |                 |
| A MECHANICAL FLOOR | 6827.47 SQ. FT. |



PROPOSED SMALL INNER COURT @ 3RD FLOOR

**SMALL INNER COURT REGULATIONS**  
 ZR23-851 MINIMUM DIMENSIONS OF SMALL INNER COURTS  
 (A) NO LEGALLY REQUIRED WINDOWS SHALL FACE INTO SUCH SMALL INNER COURT AND THE AREA SHALL BE NOT LESS THAN 200 SF AND THE MINIMUM DIMENSION OF SUCH INNER COURT SHALL BE NOT LESS THAN 10 FEET.  
 INNER COURT AREA PROVIDED: 796 SF > 200 SF  
 MINIMUM DIMENSION PROVIDED: 16.00 FT > 10 FT

**COURT**  IA  RAM  ROOF OF  R  FLOOR



PROPOSED OUTER COURTS @ 5TH FLOOR

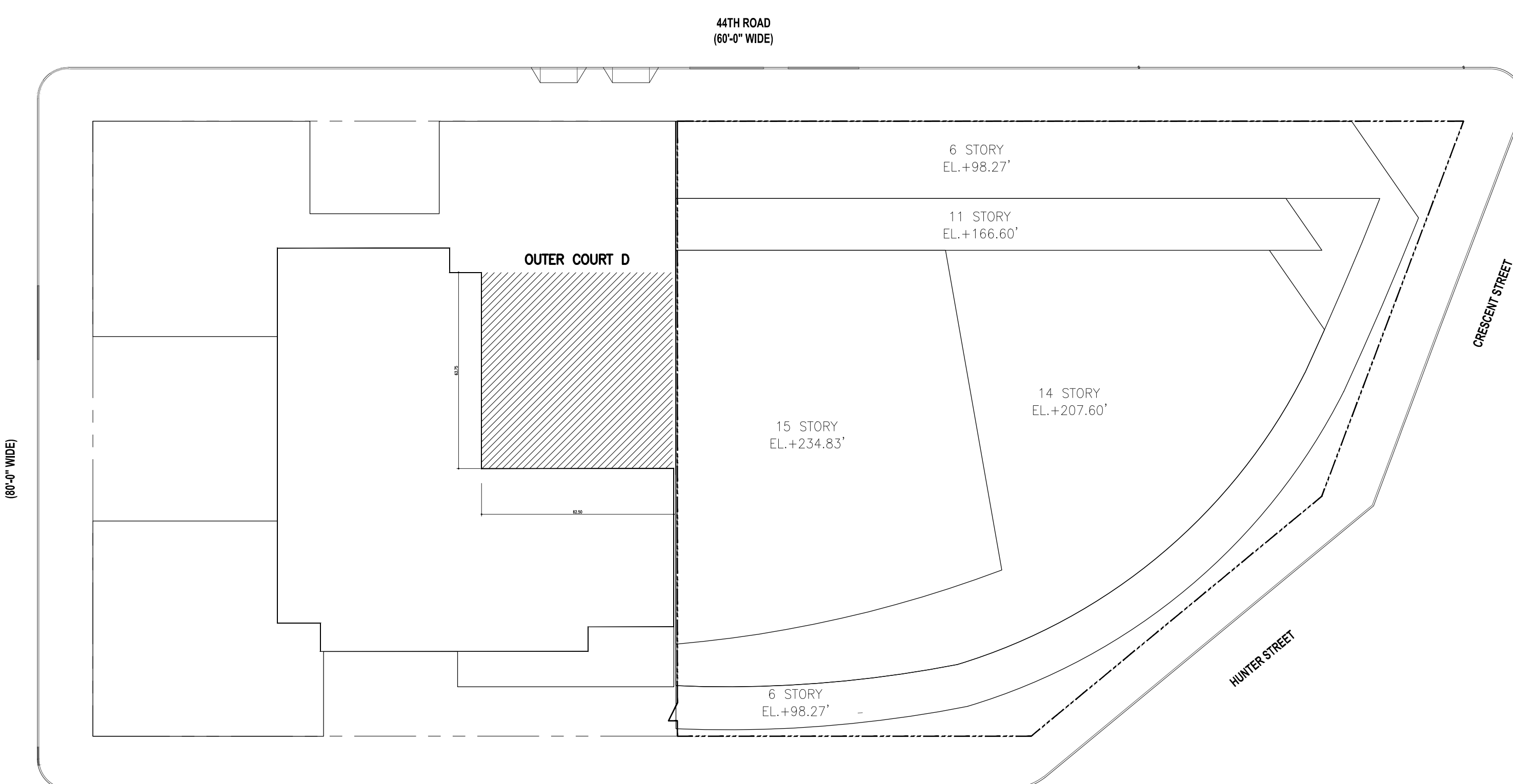
**INNER COURTS REGULATIONS**  
 ZR23-842 (A) OUTER COURTS MORE THAN 30 FEET OR MORE IN WIDTH MUST BE AT LEAST EQUAL TO THE DEPTH OF SUCH OUTER COURT, EXCEPT THAT SUCH WIDTH NEED NOT EXCEED 60 FEET.  
 ZR23-843 (B) OUTER COURT RECESS WIDTH MUST EQUAL THE DEPTH, EXCEPT THAT SUCH WIDTH NEED NOT EXCEED 60 FEET.

|                       | DEPTH PROVIDED | MIN. REQUIRED WIDTH | WIDTH PROVIDED |
|-----------------------|----------------|---------------------|----------------|
| OUTER COURT A:        | 33.0 FT        | 30.0 FT             | 42.0 FT        |
| OUTER COURT B:        | 60.0 FT        | 60.0 FT             | 60.0 FT        |
| OUTER COURT C:        | 16.0 FT        | 30.0 FT             | 113.8 FT       |
| OUTER COURT C RECESS: | 11.5 FT        | 11.5 FT             | 43.6 FT        |

PROPOSED INNER COURTS @ 5TH FLOOR

**INNER COURT REGULATIONS**  
 ZR23-851 MINIMUM DIMENSIONS OF INNER COURTS  
 (B) AN INNER COURT SHALL BE NOT LESS THAN 1,200 SF AND THE MINIMUM DIMENSION OF SUCH INNER COURT SHALL BE NOT LESS THAN 30 FEET.  
 INNER COURT AREA PROVIDED: 2,866 SF > 1,200 SF  
 MINIMUM DIMENSION PROVIDED: 45.45 FT > 30 FT

**COURT**  IA  RAM  ROOF OF  T  FLOOR

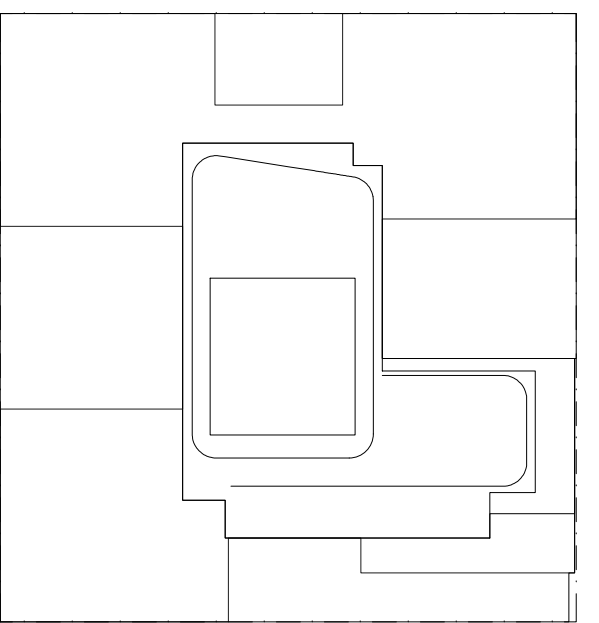


PROPOSED OUTER COURT @ 7TH FLOOR

**OUTER COURT REGULATIONS**  
 ZR23-842 (A) OUTER COURTS MORE THAN 30 FEET OR MORE IN WIDTH MUST BE AT LEAST EQUAL TO THE DEPTH OF SUCH OUTER COURT EXCEPT THAT SUCH WIDTH NEED NOT EXCEED 60 FEET.  
 ZR23-843 (B) OUTER COURT RECESS WIDTH MUST EQUAL THE DEPTH, EXCEPT THAT SUCH WIDTH NEED NOT EXCEED 60 FEET.

|                | DEPTH PROVIDED | MIN. REQUIRED WIDTH | WIDTH PROVIDED |
|----------------|----------------|---------------------|----------------|
| OUTER COURT D: | 63.7 FT        | 60.0 FT             | 62.5 FT        |

**COURT**  IA  RAM  ROOF OF  T  FLOOR



KEY PLAN

NOTES:

NOT FOR CONSTRUCTION

|            |                      |
|------------|----------------------|
| 09/08/2017 | ISSUED FOR DOB       |
| 03/01/2017 | ISSUED FOR DOB       |
| 02/04/2017 | ISSUED FOR DOB       |
| 01/27/2017 | SUBSTRUCTURE SET     |
| 01/25/2017 | ISSUED FOR DOB       |
| 11/17/2016 | PACKAGE PRICING SET  |
| 11/01/2016 | 100% DEVELOPMENT SET |
| 10/12/2016 | ISSUED FOR DOB       |
| 06/08/2016 | ISSUED FOR DOB       |
| 02/05/2016 | DOB FILING SET       |

Number: Date: Revision:

Project:  
**City View Tower at Court Square**  
 23-15 44th Drive  
 Long Island City, NY 11101

Client:  
**Cityview Tower LLC**  
 112-15 NORTHERN BLVD, CF-2  
 CORONA, NY 11368  
 (718) 321-8652

Architect:  
**HILL | WEST**  
 ARCHITECTS  
 11 BROADWAY  
 17TH FLOOR  
 NEW YORK, NY 10004  
 T. 212 213 8007

Consultant:  
**DESIMONE CONSULTING ENGINEERS**  
 140 Broadway 25th Floor  
 New York, NY, 10005  
 (212) 532-2211  
**Cosentini Associates**  
 Two Pennsylvania Plaza, 3rd FL.  
 New York, NY 10121  
 (212) 615-3600  
**Whitehall**  
 11 Broadway, 17th Floor  
 New York, NY 10004  
 (212) 908-4940

DOB STAMPS & SIGNATURES:

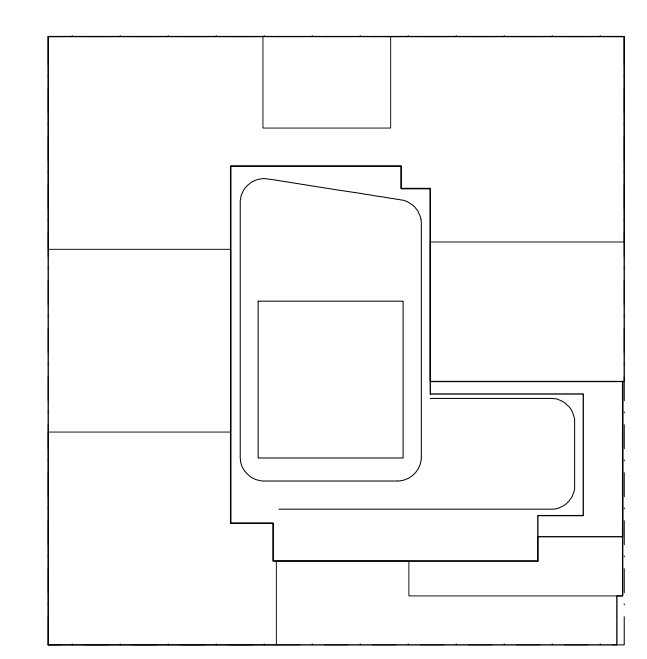
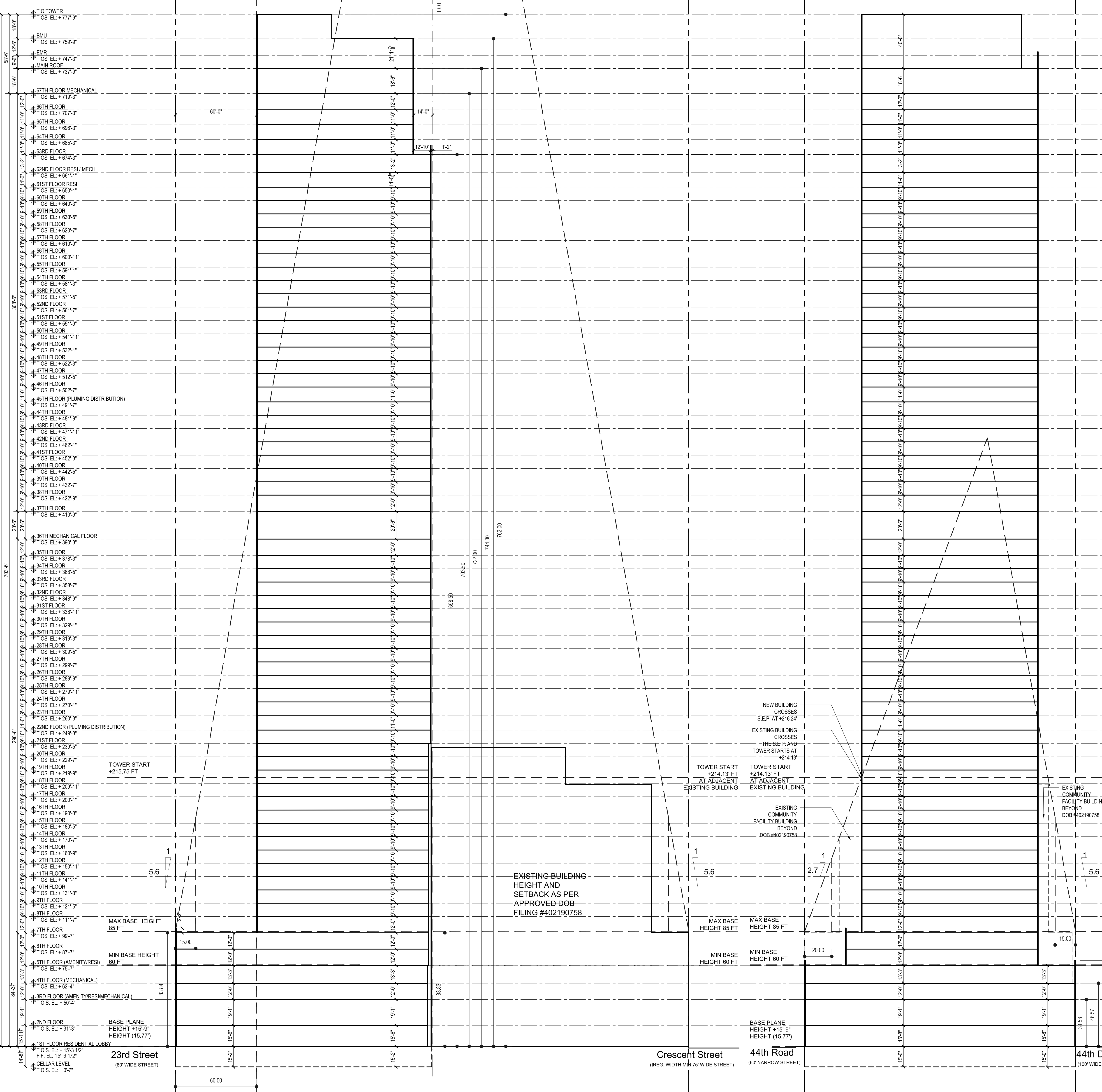
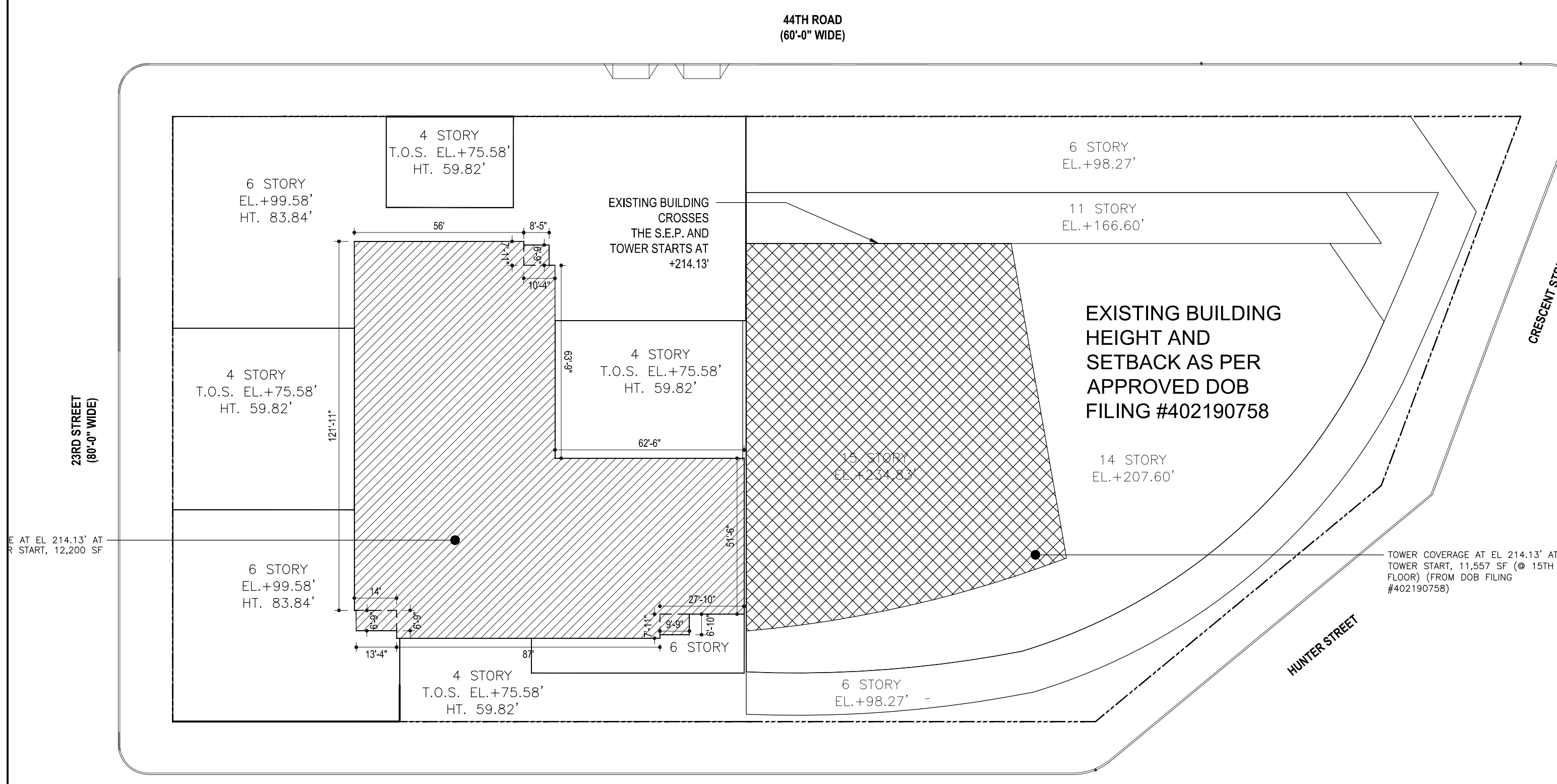
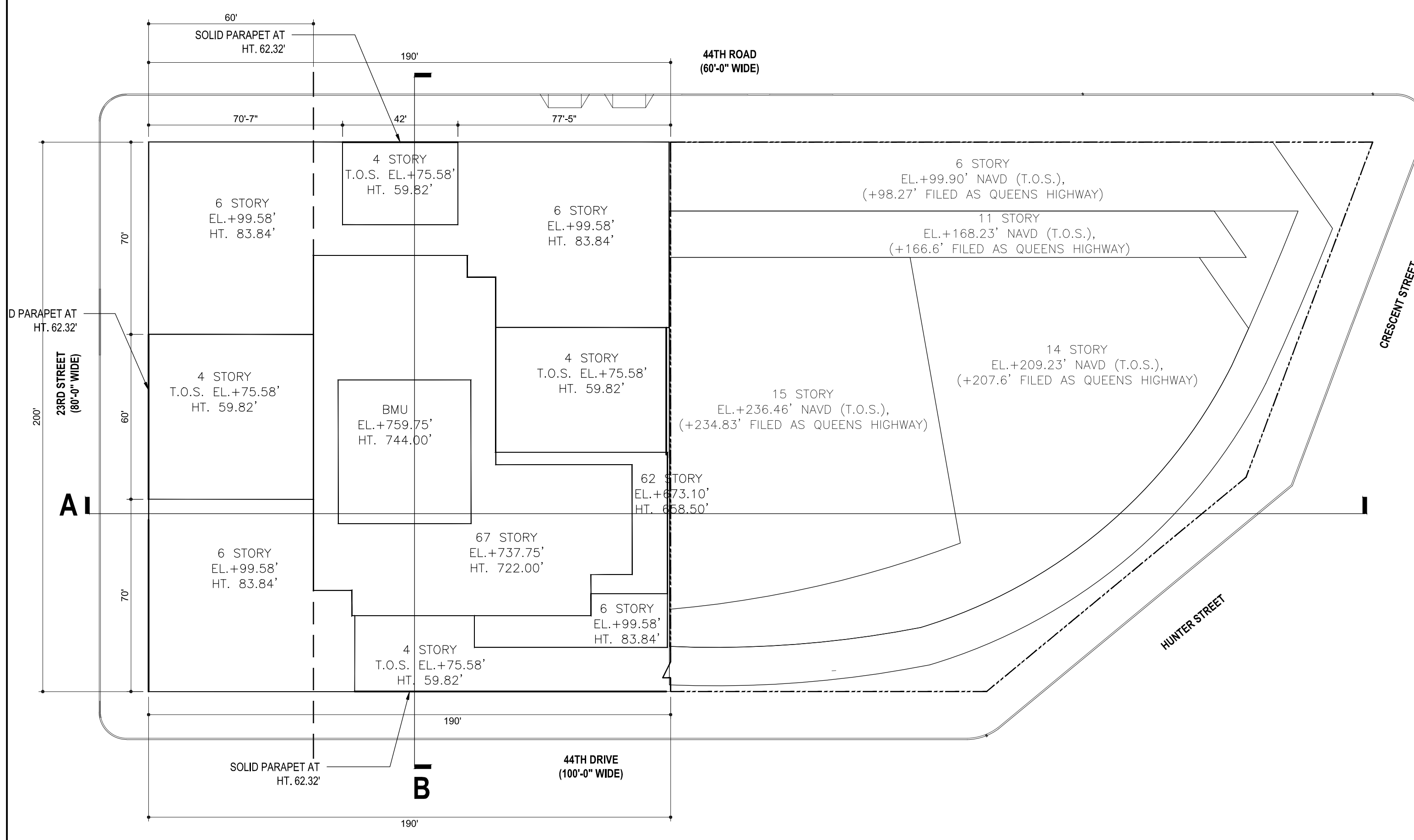
DWG TITLE:  
 ZONING DIAGRAMS

SEAL & SIGNATURE: DATE: 01/18/2017  
 PROJECT #:  
 SCALE: 1/8" = 1'-0"  
**Z-005.00**  
 DWG NO. 006 OF 98

**SPECIAL STREET WALL REGULATIONS**  
 ZR117-42(C)(1) NO BUILDING OR OTHER STRUCTURE SHALL EXCEED A HEIGHT OF 85 FEET ABOVE THE BASE PLANE WITHIN THE AREA BOUNDED BY 23RD STREET, 44TH ROAD, A LINE 60 FEET EAST OF AND PARALLEL TO 23RD STREET  
 ZR117-42(C)(2) STREET WALL OF A BUILDING SHALL BE LOCATED ON THE STREET LINE AND EXTEND ALONG THE ENTIRE STREET FRONTAGE OF THE ZONING LOT UP TO AT LEAST A HEIGHT OF 60 FEET AND A MAXIMUM HEIGHT OF 85 FEET BEFORE SETBACK. ABOVE THE LEVEL OF THE SECOND STORY, UP TO 30% OF THE AGGREGATE WIDTH OF STREET WALL MAY BE LOCATED BEYOND THE STREET LINE PROVIDED NO SUCH RECESSES ARE WITHIN 15 FEET OF AN ADJACENT BUILDING.

**PROPOSED RECESSES ABOVE 2ND STORY:**

| STREET      | STREET FRONTAGE | MAX PERMITTED RECESSED WIDTH | PROPOSED RECESSED WIDTH |
|-------------|-----------------|------------------------------|-------------------------|
| 44TH ROAD   | 190' FT         | 57.0 FT (30%)                | 190.0 FT (100%)         |
| 23RD STREET | 200' FT         | 60.0 FT (30%)                | 200.0 FT (100%)         |
| 44TH DRIVE  | 190' FT         | 57.0 FT (30%)                | 190.0 FT (100%)         |



**NOTES:**

**NOT FOR CONSTRUCTION**

| Date       | Revision | Description          |
|------------|----------|----------------------|
| 09/02/2017 | 1        | ISSUED FOR DOB       |
| 03/01/2017 | 2        | ISSUED FOR DOB       |
| 02/04/2017 | 3        | ISSUED FOR DOB       |
| 01/27/2017 | 4        | SUBSTRUCTURE SET     |
| 01/23/2017 | 5        | ISSUED FOR DOB       |
| 11/17/2016 | 6        | FACE FRAMES SET      |
| 10/19/2016 | 7        | 100% DEVELOPMENT SET |
| 10/12/2016 | 8        | ISSUED FOR DOB       |
| 06/08/2016 | 9        | ISSUED FOR DOB       |
| 02/05/2016 | 10       | DOB FILING SET       |

Number: \_\_\_\_\_ Date: \_\_\_\_\_ Revision: \_\_\_\_\_

**Project:**  
**City View Tower at Court Square**  
 23-15 44th Drive  
 Long Island City, NY 11101

**Client:**  
**Cityview Tower LLC**  
 112-15 NORTHERN BLVD, CF-2  
 CORONA, NY 11368  
 (718) 321-8652

**Architect:**  
**HILL | WEST**  
 ARCHITECTS  
 11 BROADWAY  
 17TH FLOOR  
 NEW YORK, NY 10004  
 T. 212 213 8007

**Consultant:**  
**DESIMONE CONSULTING ENGINEERS**  
 140 Broadway 25th Floor  
 New York, NY 10005  
 (212) 532-2211

**Cosentini Associates**  
 Two Pennsylvania Plaza, 3rd FL  
 New York, NY 10121  
 (212) 615-3600

**Whitehall**  
 11 Broadway, 17th Floor  
 New York, NY 10004  
 (212) 908-4940

**DOB STAMPS & SIGNATURES:**

**DWG TITLE:**  
**TOWER DIAGRAMS**

SEAL & SIGNATURE: \_\_\_\_\_ DATE: 01/18/2017

PROJECT # 15412

SCALE AS NOTED

**Z-006.00**

DWG NO. 007 OF 58













# JAMB DETAILS

**1 HORIZONTAL SECTION THRU APARTMENT ENTRANCE DOORS**  
BUCK PROFILE TYPICAL AT ALL DOORS IN PUBLIC CORRIDORS AT APARTMENT LEVELS

**2 METAL BUCK @ GYPSUM PARTITIONS**

**3 WOOD FRAME @ GYPSUM PARTITIONS**

**3A AT BATHROOMS POWDER ROOMS**

**4 PARTITION TERMINAL**

**5 BUTT JAMB**

**6 METAL BUCK @ MASONRY WALL**

**7 METAL BUCK @ MASONRY WALL**

**8 METAL BUCK @ MASONRY WALL**

**9 BUTT METAL JAMB @ MASONRY WALL**

**10 BUTT METAL JAMB @ CONCRETE WALL**

**11 JAMB AT EXTERIOR WALL**

**12 HEAD DETAIL @ MASONRY WALL**

**13A POCKET DOOR JAMB**

**13B SECTION @ POCKET DOOR**

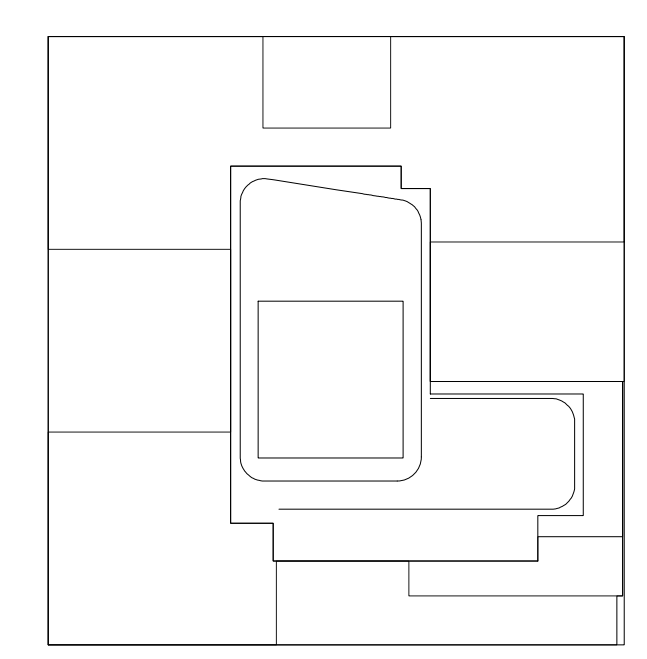
**13C HEAD DETAIL @ POCKET DOOR**

**14A POCKET DOOR JAMB @ BATHROOMS**  
(AT LOCATIONS WHERE TILE IS PROVIDED ON PARTITION ADJACENT TO A DOOR)

**14B HEAD DETAIL @ POCKET DOOR**

**15 JAMB AT EXTERIOR WALL**

**16 HINGED ZERO CLEARANCE DOOR**



**NOTES:**

NOT FOR CONSTRUCTION

| Number     | Date | Revision                    |
|------------|------|-----------------------------|
| 01/18/2017 |      | ISSUED FOR DOB              |
| 03/01/2017 |      | ISSUED FOR DOB              |
| 02/14/2017 |      | ISSUED FOR DOB              |
| 01/07/2017 |      | SUPERSUBSTRUCTURE SET       |
| 01/03/2017 |      | ISSUED FOR DOB              |
| 11/17/2016 |      | FRAME FINISHING SET         |
| 11/01/2016 |      | 100% DOB/FUNCTIONAL BID SET |
| 10/12/2016 |      | ISSUED FOR DOB              |
| 02/05/2016 |      | DOB FINISHING SET           |

Project:  
**City View Tower at Court Square**  
23-15 44th Drive  
Long Island City, NY 11101

Client:  
**Cityview Tower LLC**  
112-15 NORTHERN BLVD, CF-2  
CORONA, NY 11368  
(718) 321-8552

Architect:  
**HILL | WEST ARCHITECTS**  
11 BROADWAY  
17TH FLOOR  
NEW YORK, NY 10004  
T. 212 213 8007

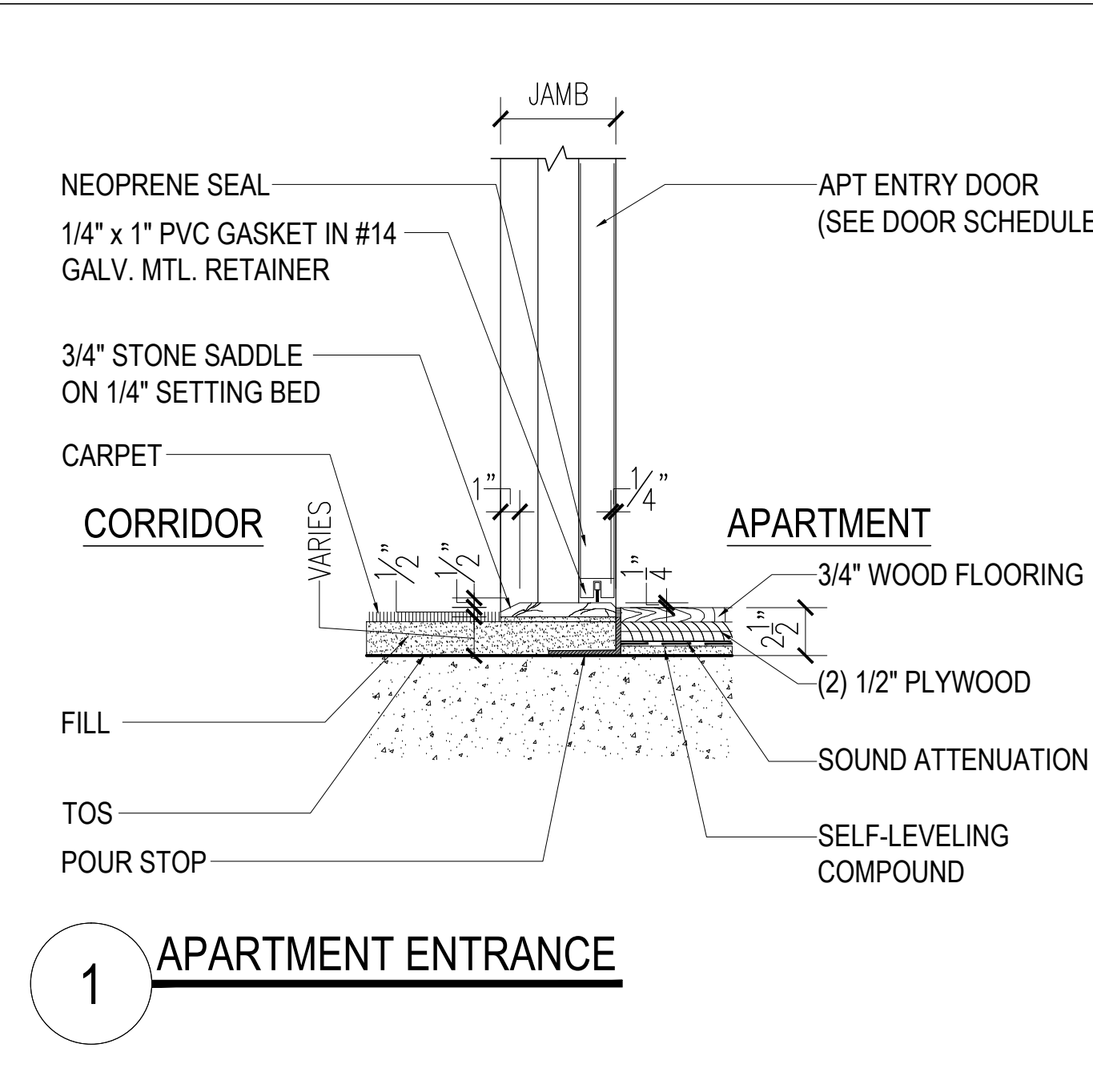
Consultant:  
**DESIMONE CONSULTING ENGINEERS**  
140 Broadway 25th Floor  
New York, NY, 10005  
(212) 532-2211  
**Cosentini Associates**  
Two Pennsylvania Plaza, 3rd FL.  
New York, NY 10121  
(212) 615-3600  
**Whitehall**  
11 Broadway, 17th Floor  
New York, NY 10004  
(212) 908-4940

DOB STAMPS & SIGNATURES:

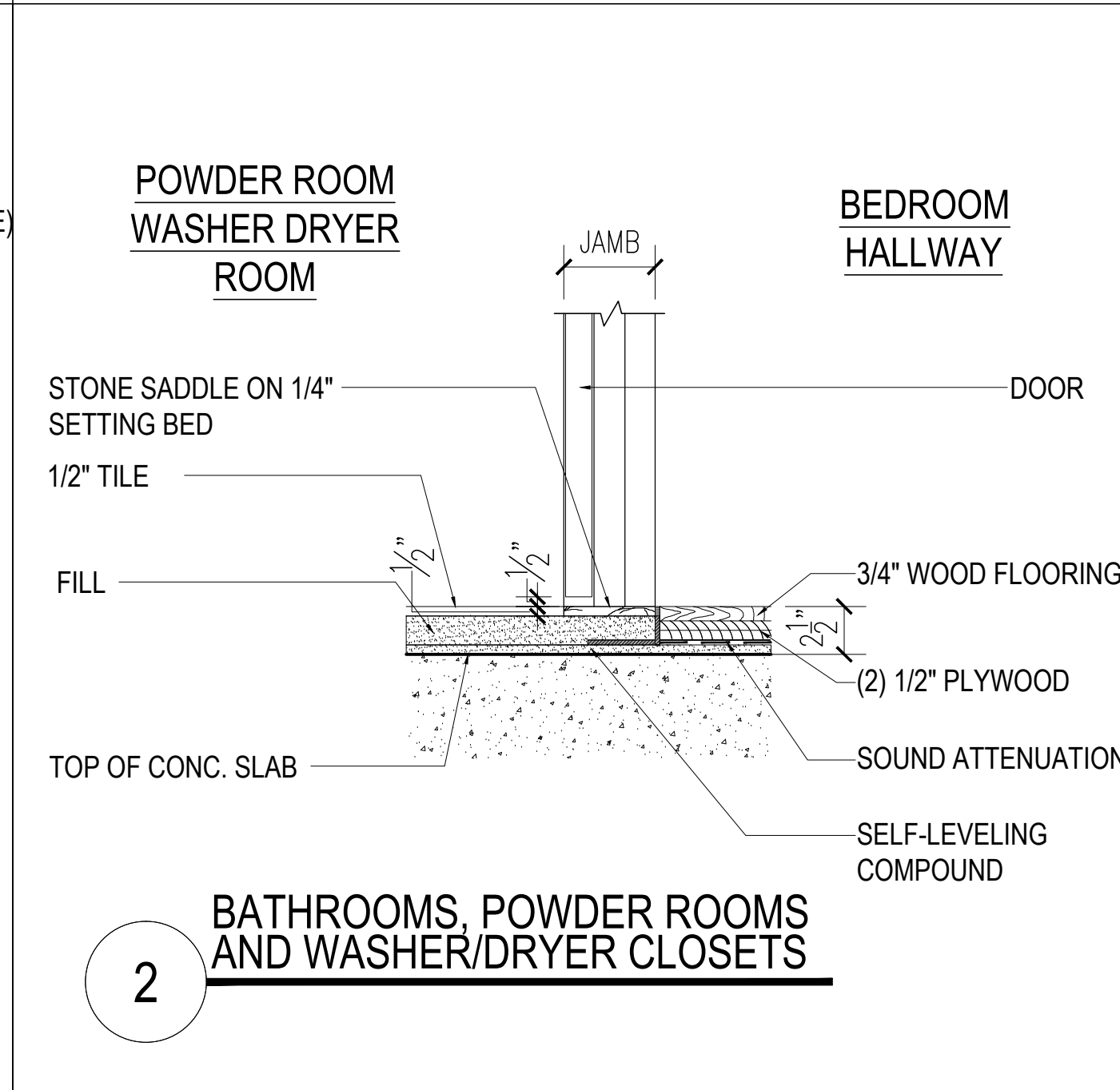
DWG TITLE: **DOOR DETAILS**

|                   |                         |
|-------------------|-------------------------|
| SEAL & SIGNATURE: | DATE: 01/18/2017        |
|                   | PROJECT #: 15412        |
|                   | SCALE: 1:1/2" = 1'-0"   |
|                   | DWG NO. <b>A-006.00</b> |

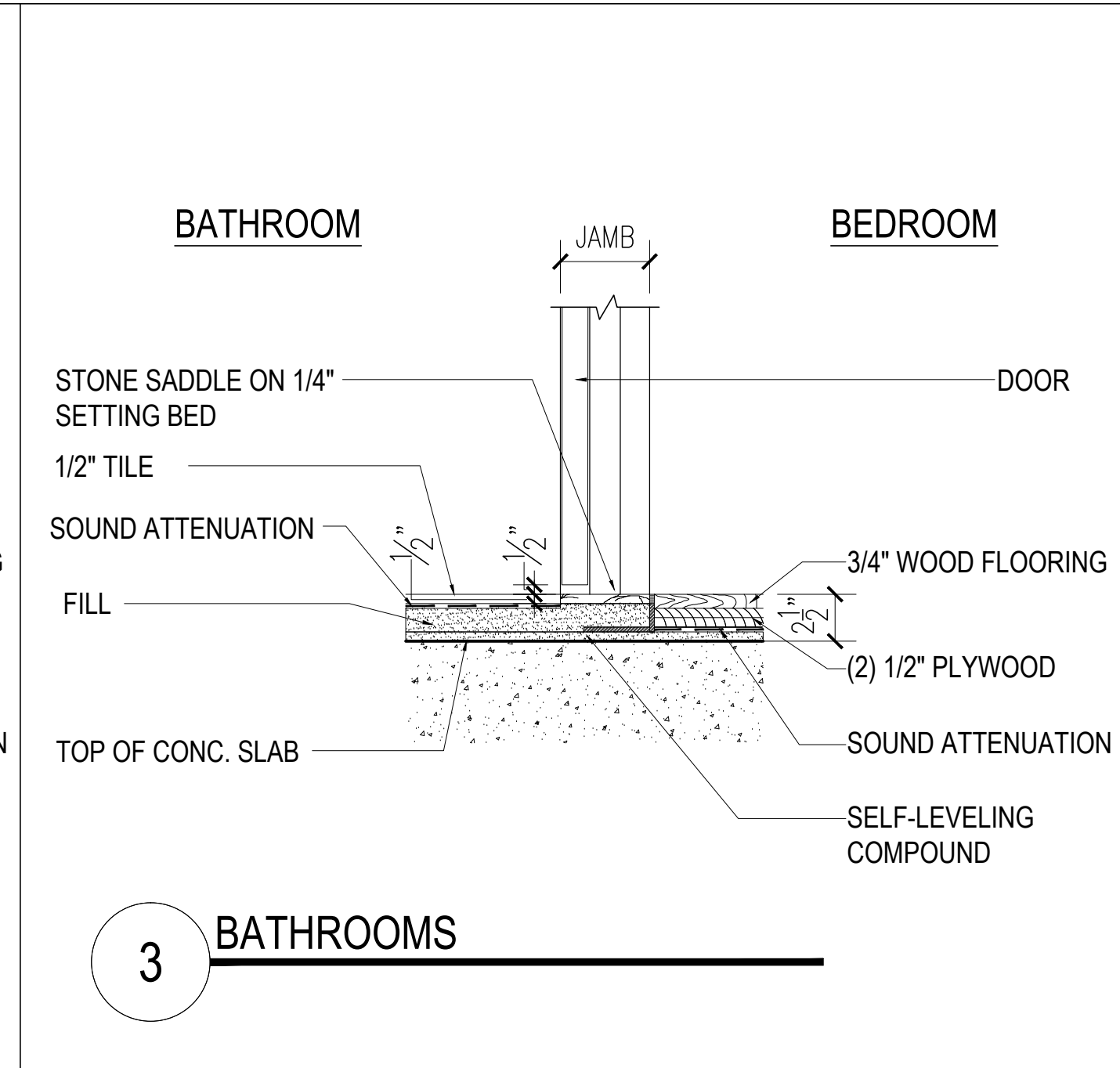
# SADDLE / THRESHOLD DETAILS



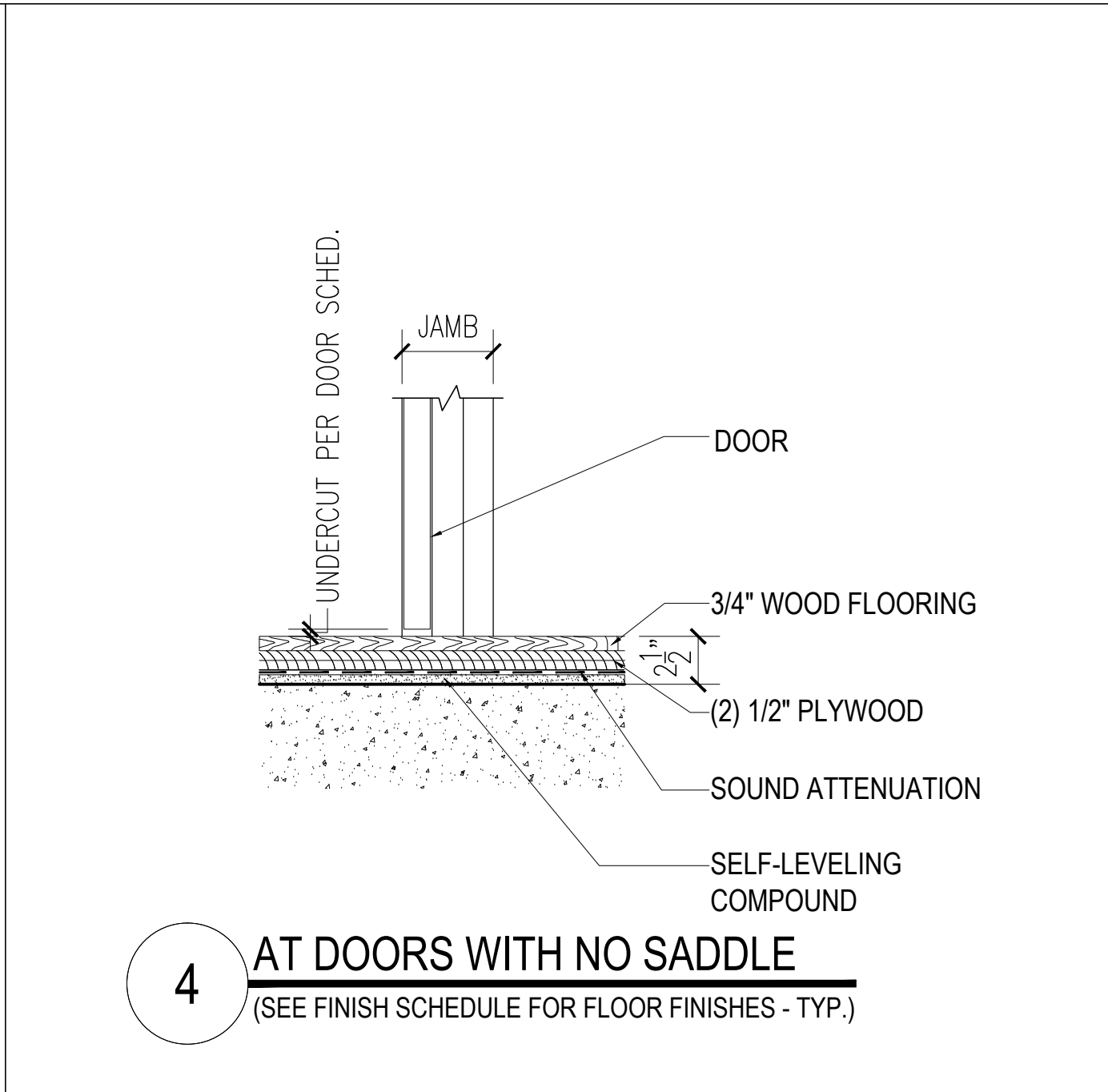
1 APARTMENT ENTRANCE



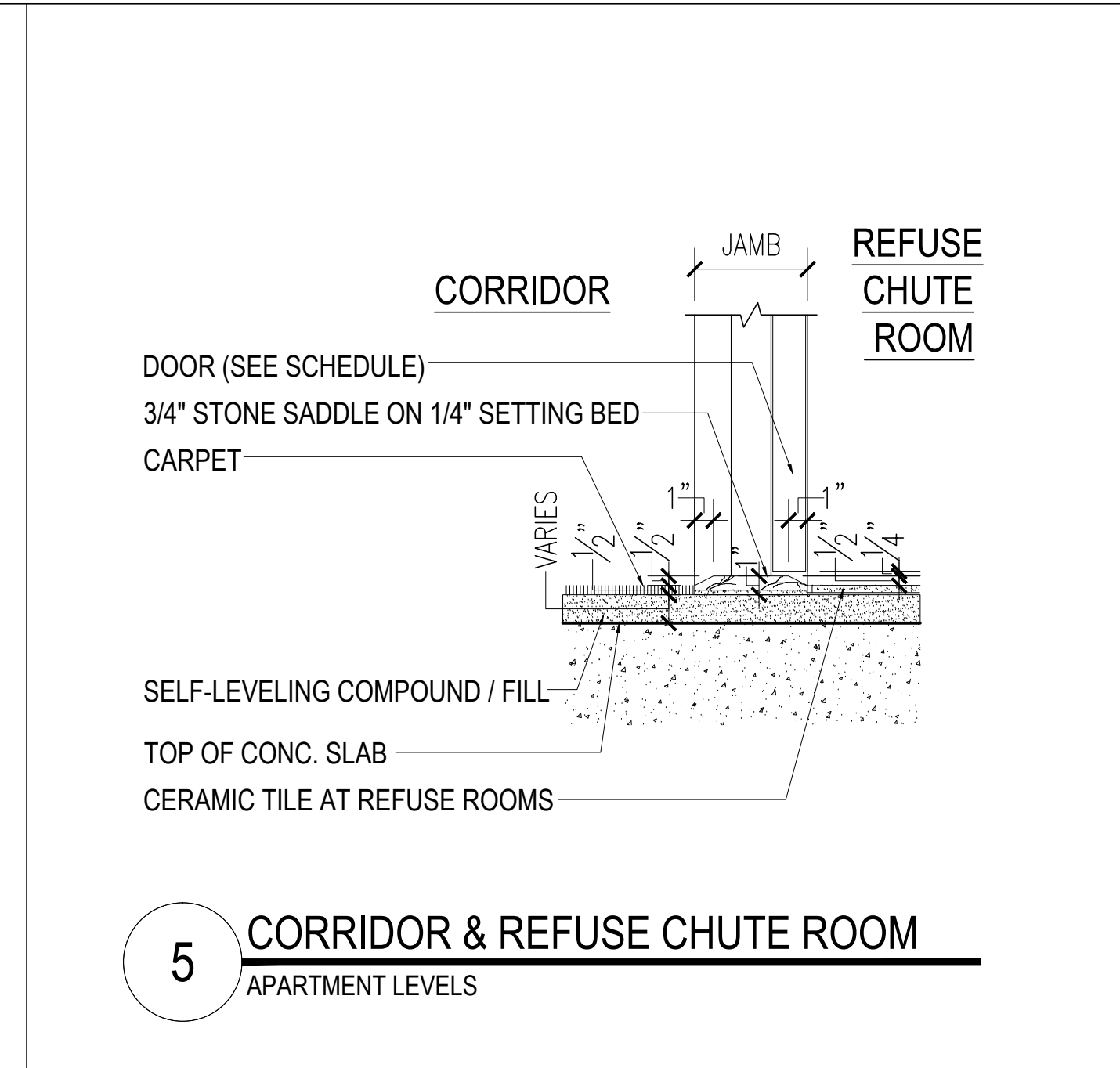
2 BATHROOMS, POWDER ROOMS AND WASHER/DRYER CLOSETS



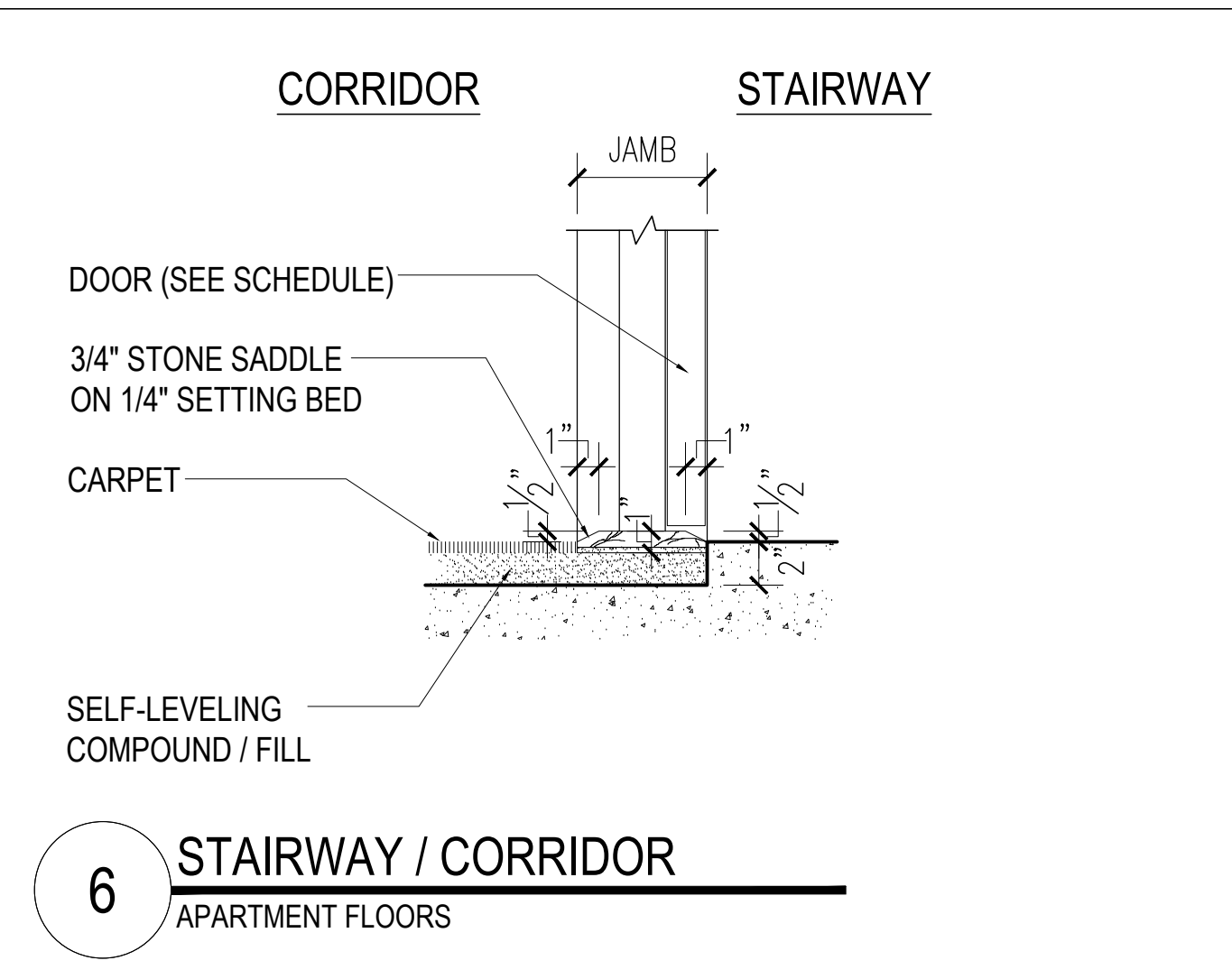
3 BATHROOMS



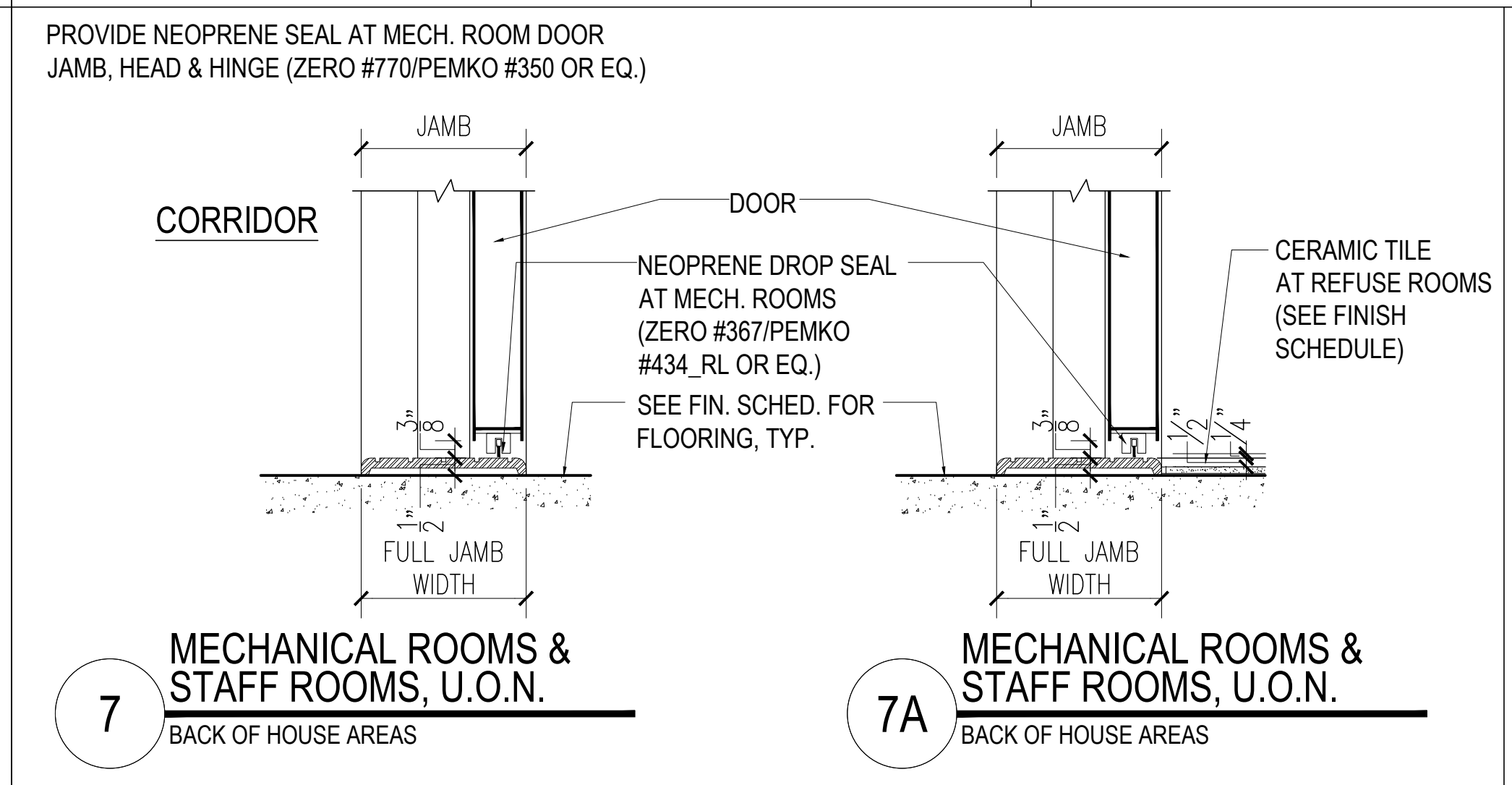
4 AT DOORS WITH NO SADDLE (SEE FINISH SCHEDULE FOR FLOOR FINISHES - TYP.)



5 CORRIDOR & REFUSE CHUTE ROOM APARTMENT LEVELS

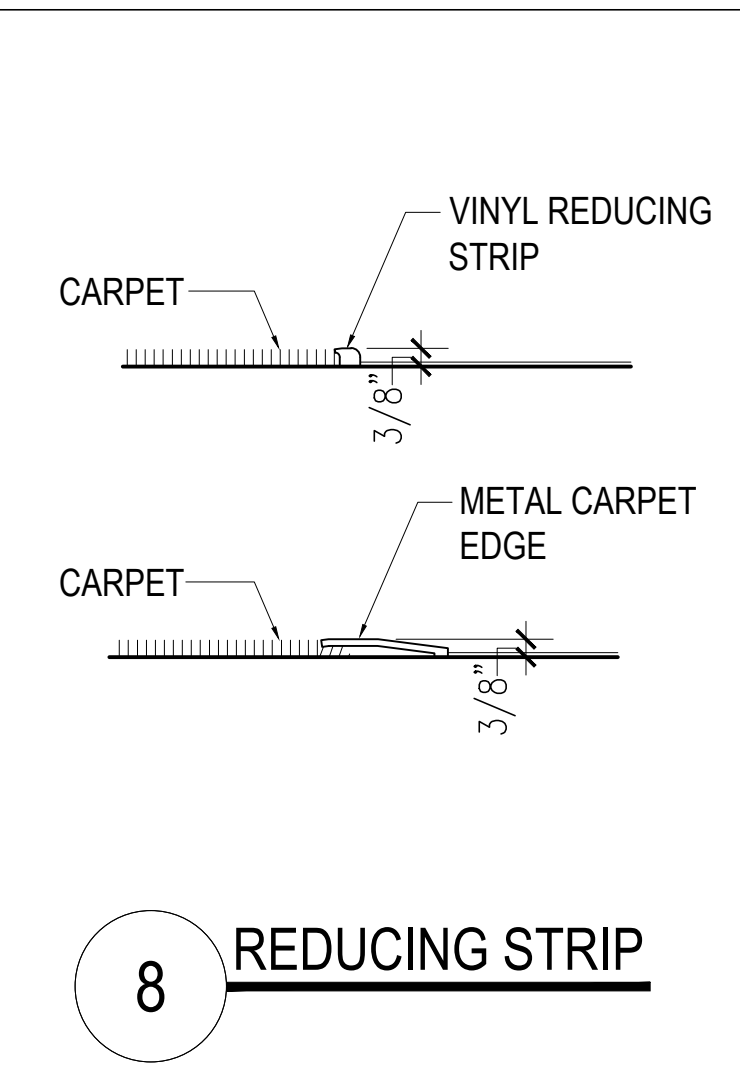


6 STAIRWAY / CORRIDOR APARTMENT FLOORS

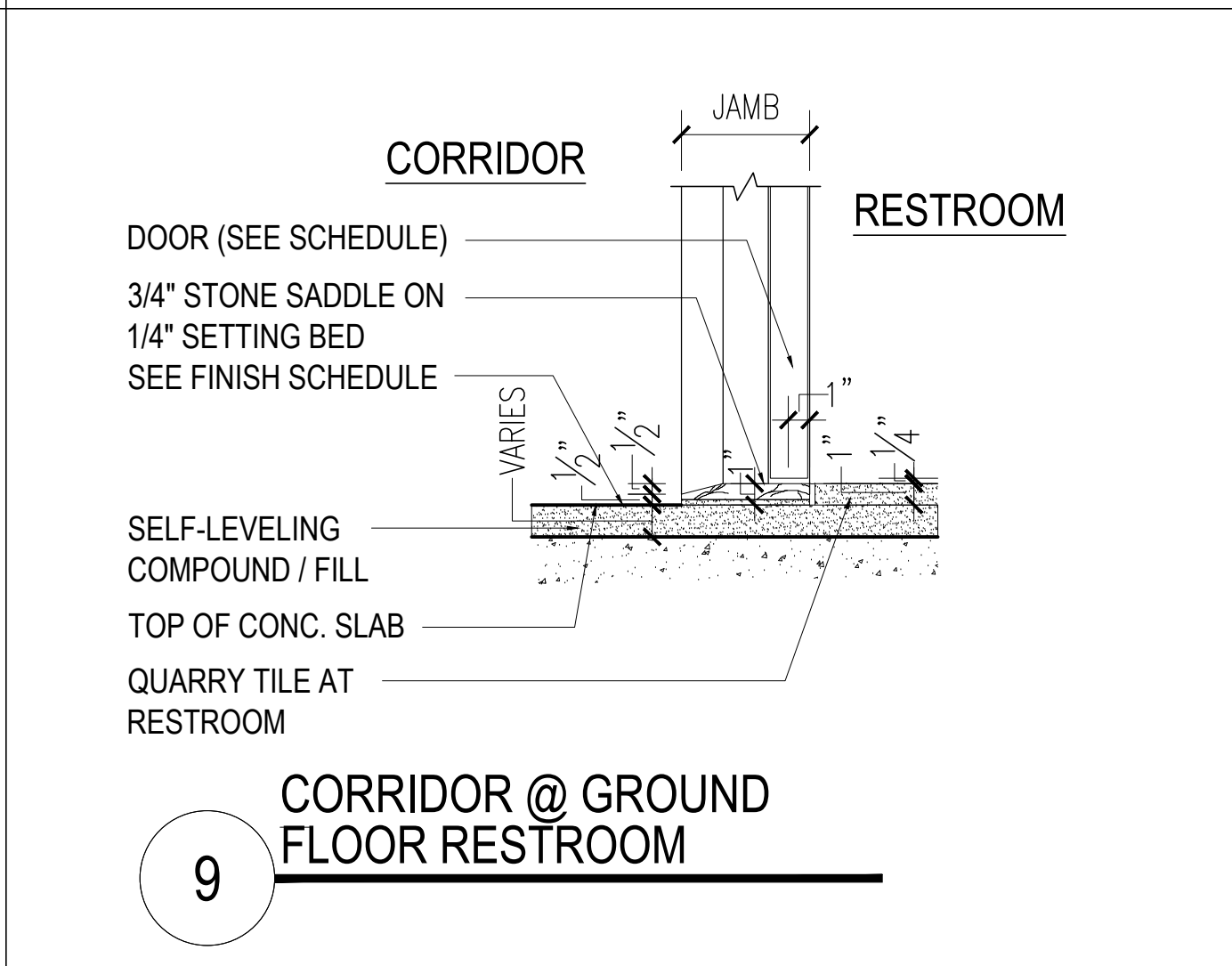


7 MECHANICAL ROOMS & STAFF ROOMS, U.O.N. BACK OF HOUSE AREAS

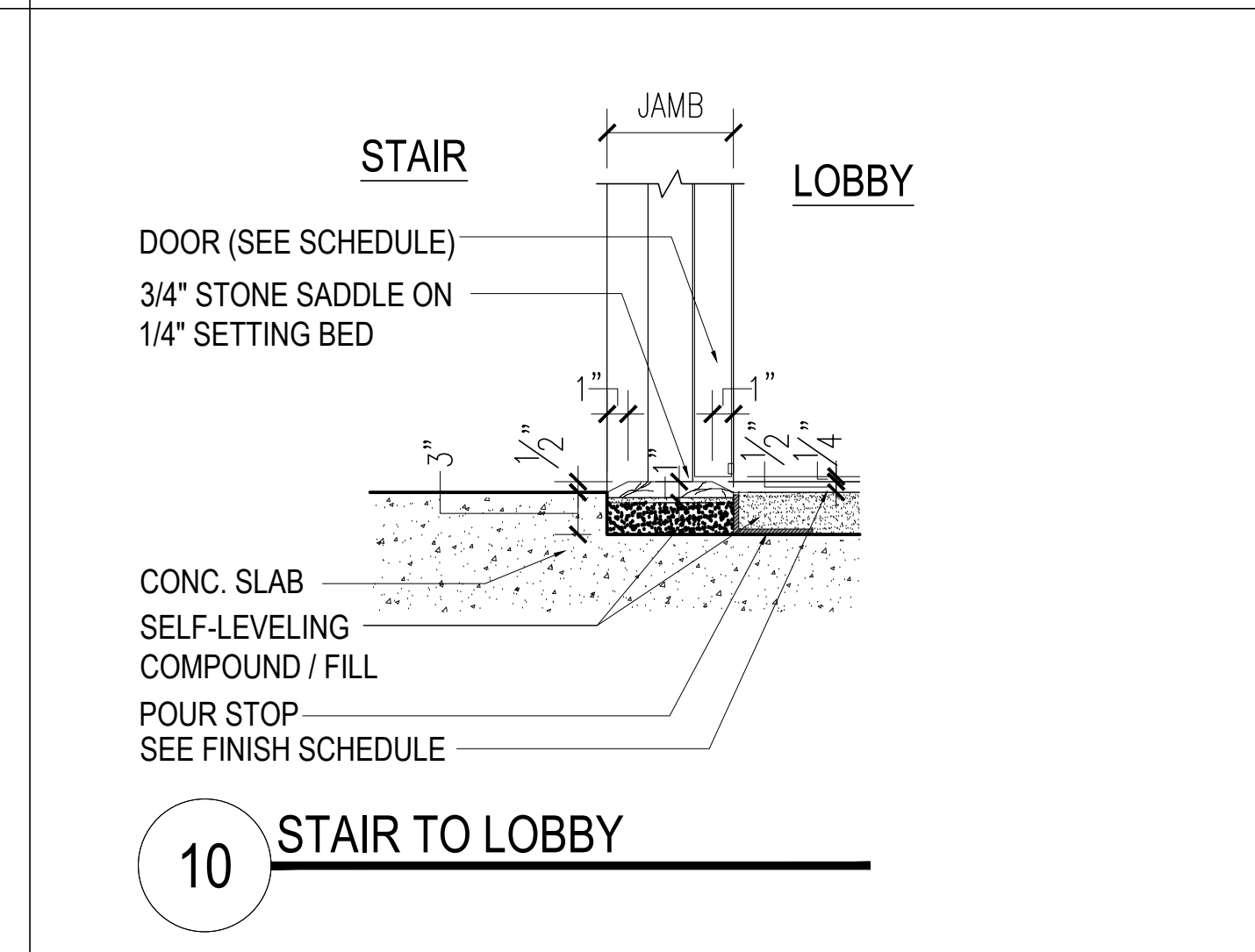
7A MECHANICAL ROOMS & STAFF ROOMS, U.O.N. BACK OF HOUSE AREAS



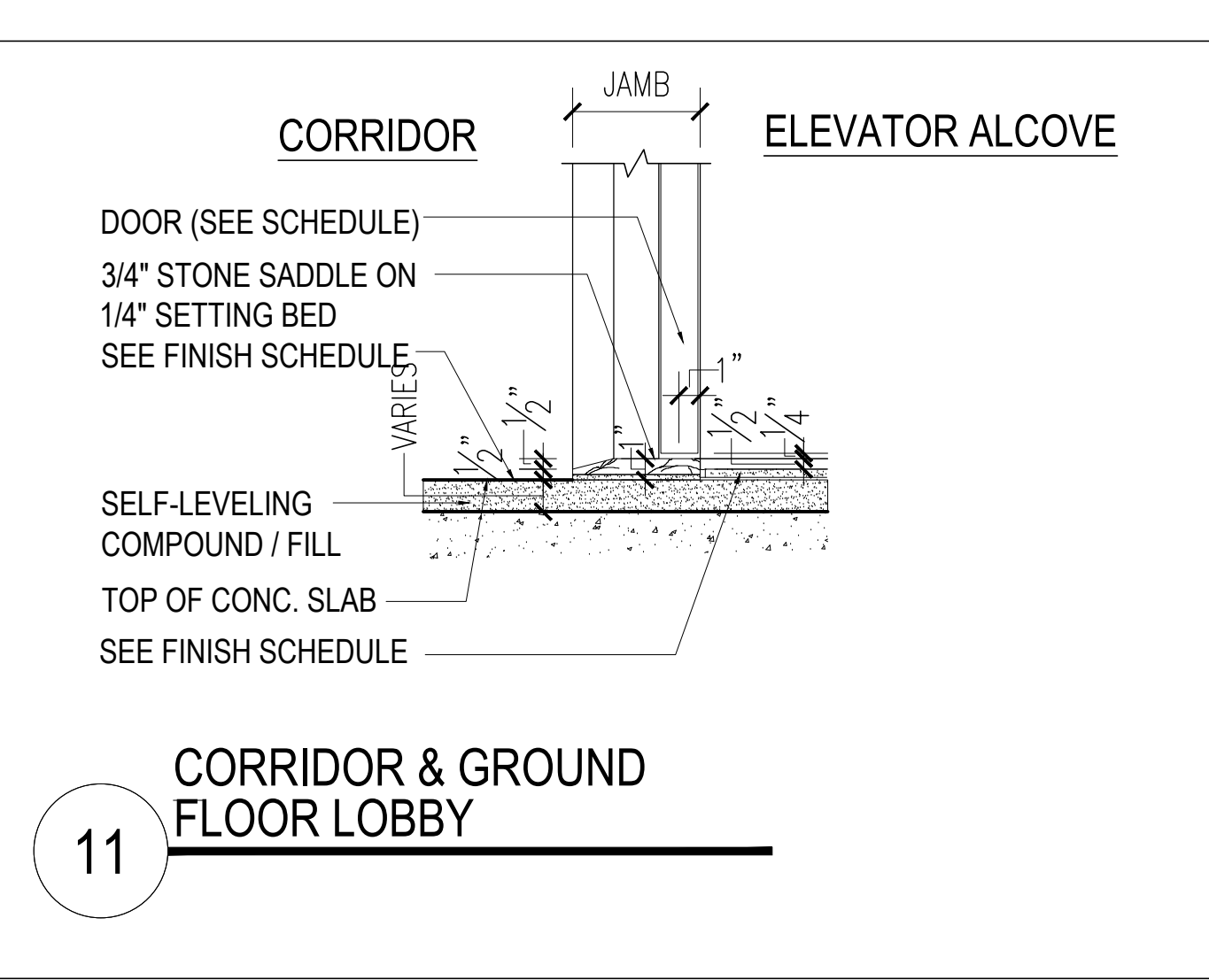
8 REDUCING STRIP



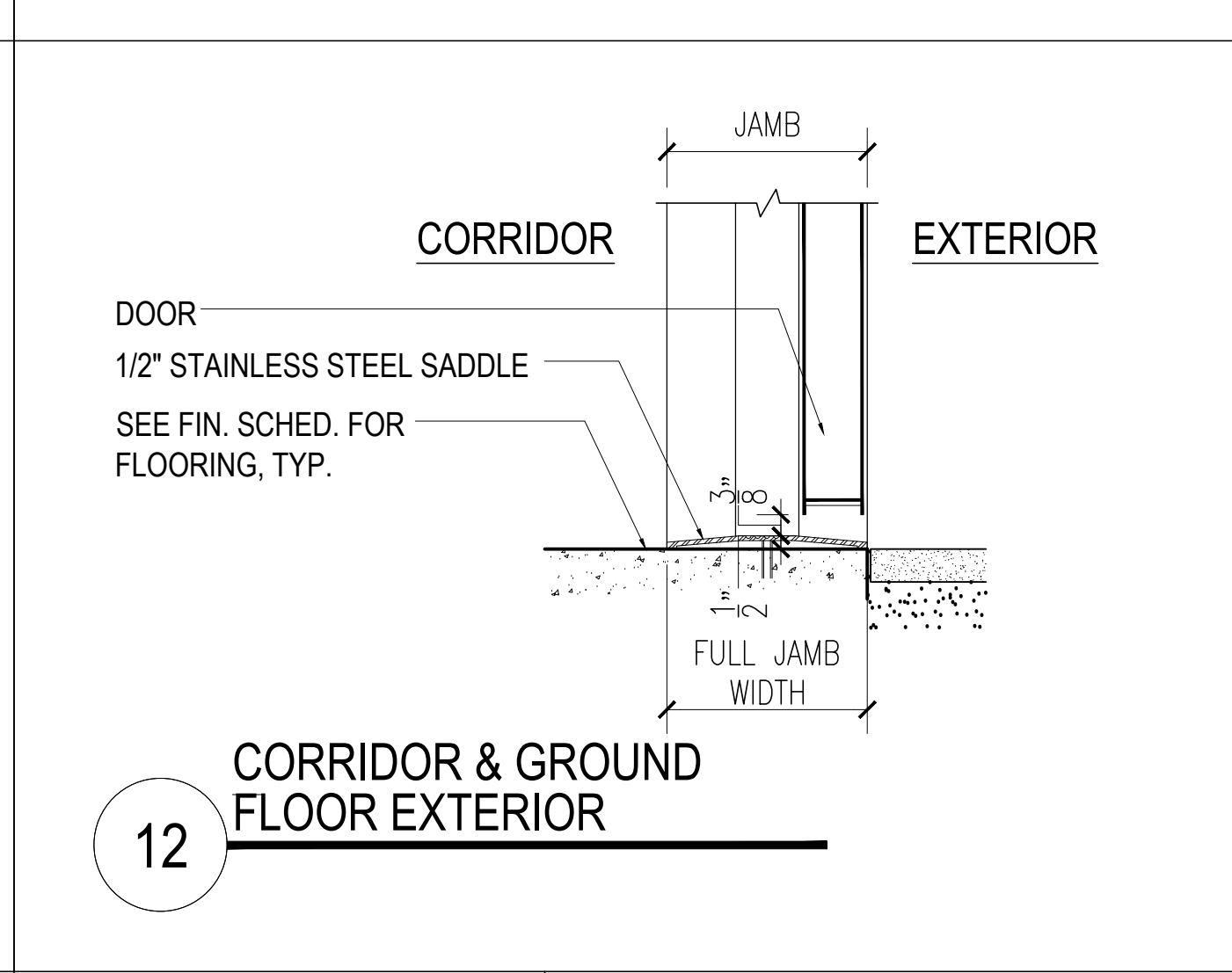
9 CORRIDOR @ GROUND FLOOR RESTROOM



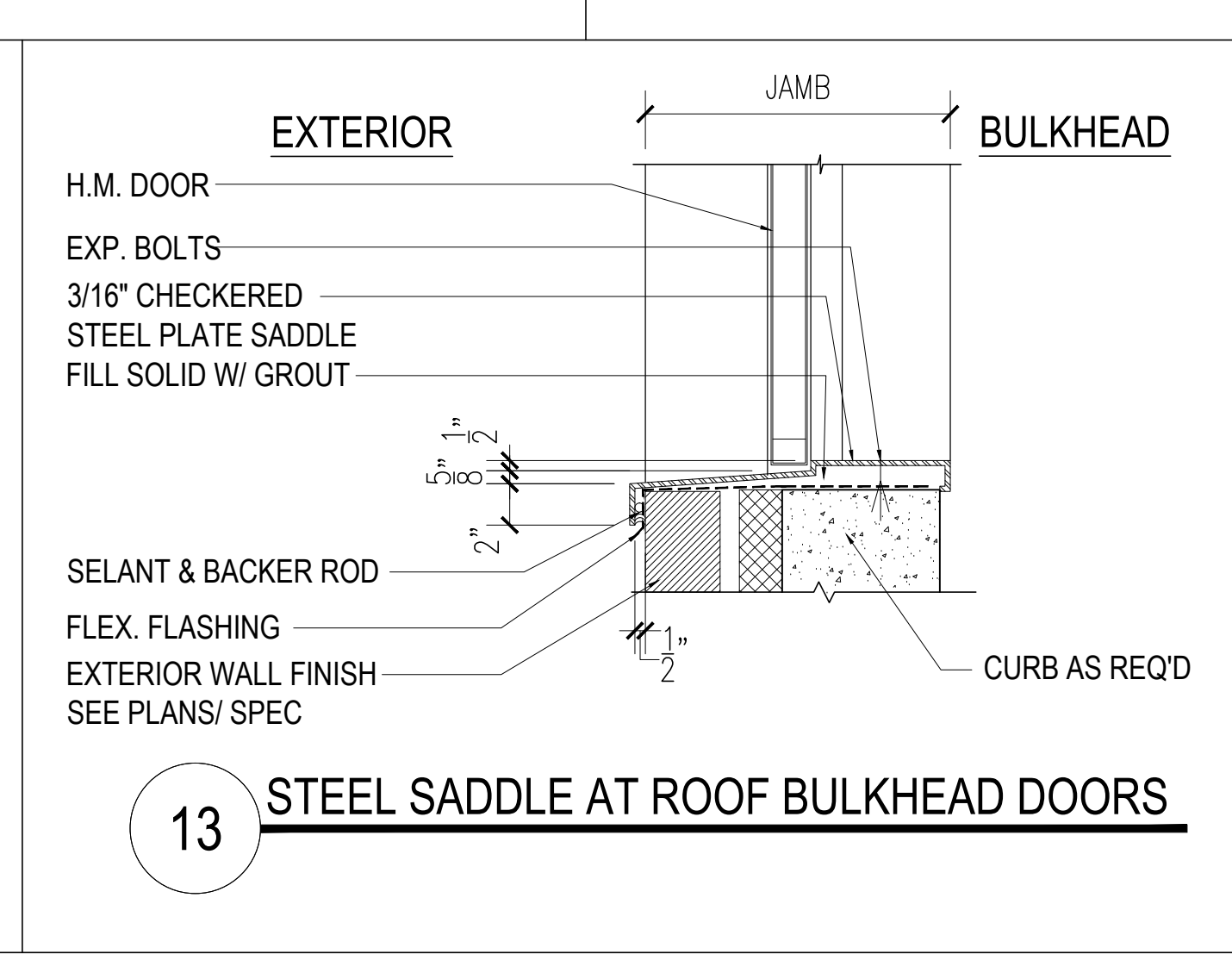
10 STAIR TO LOBBY



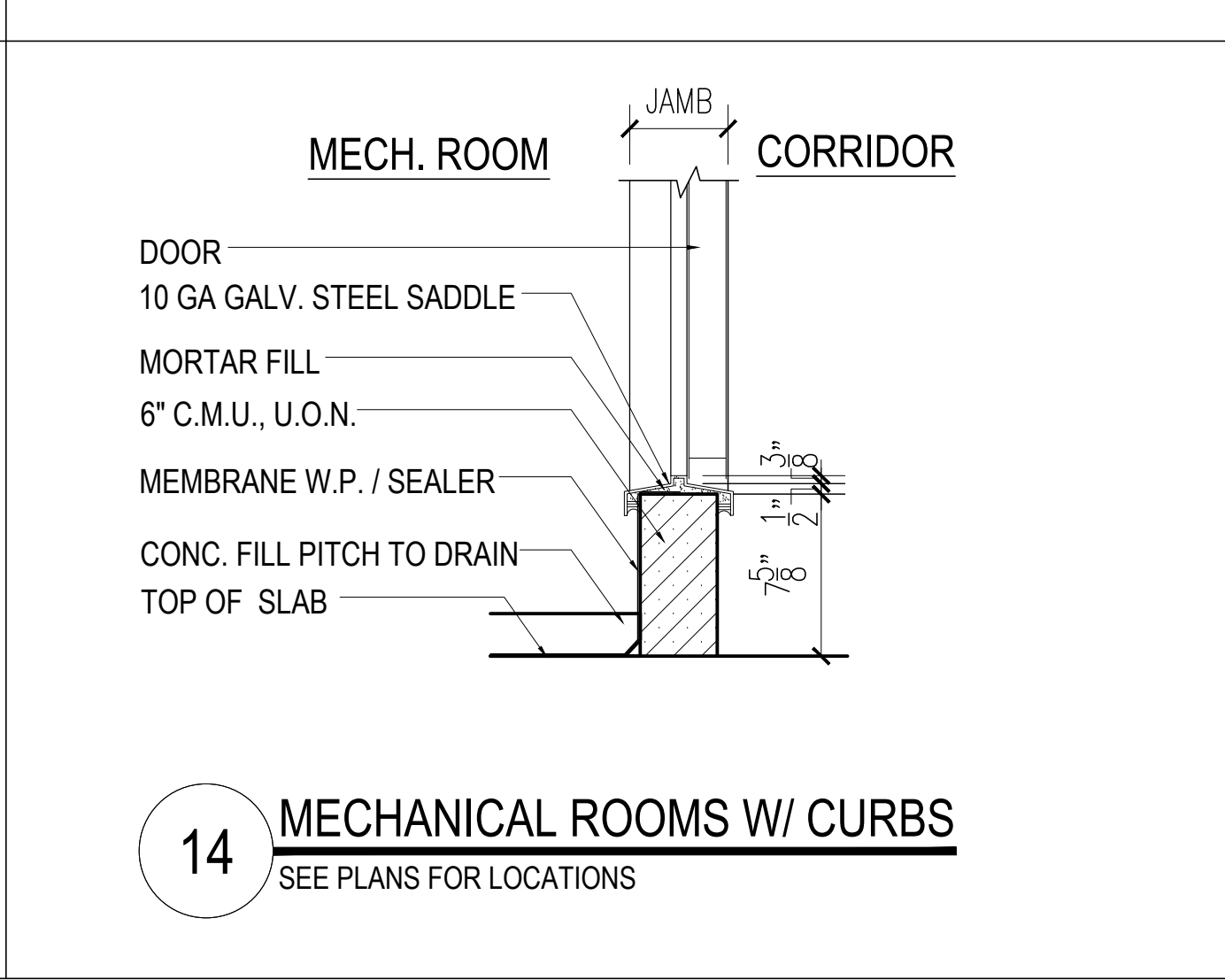
11 CORRIDOR & GROUND FLOOR LOBBY



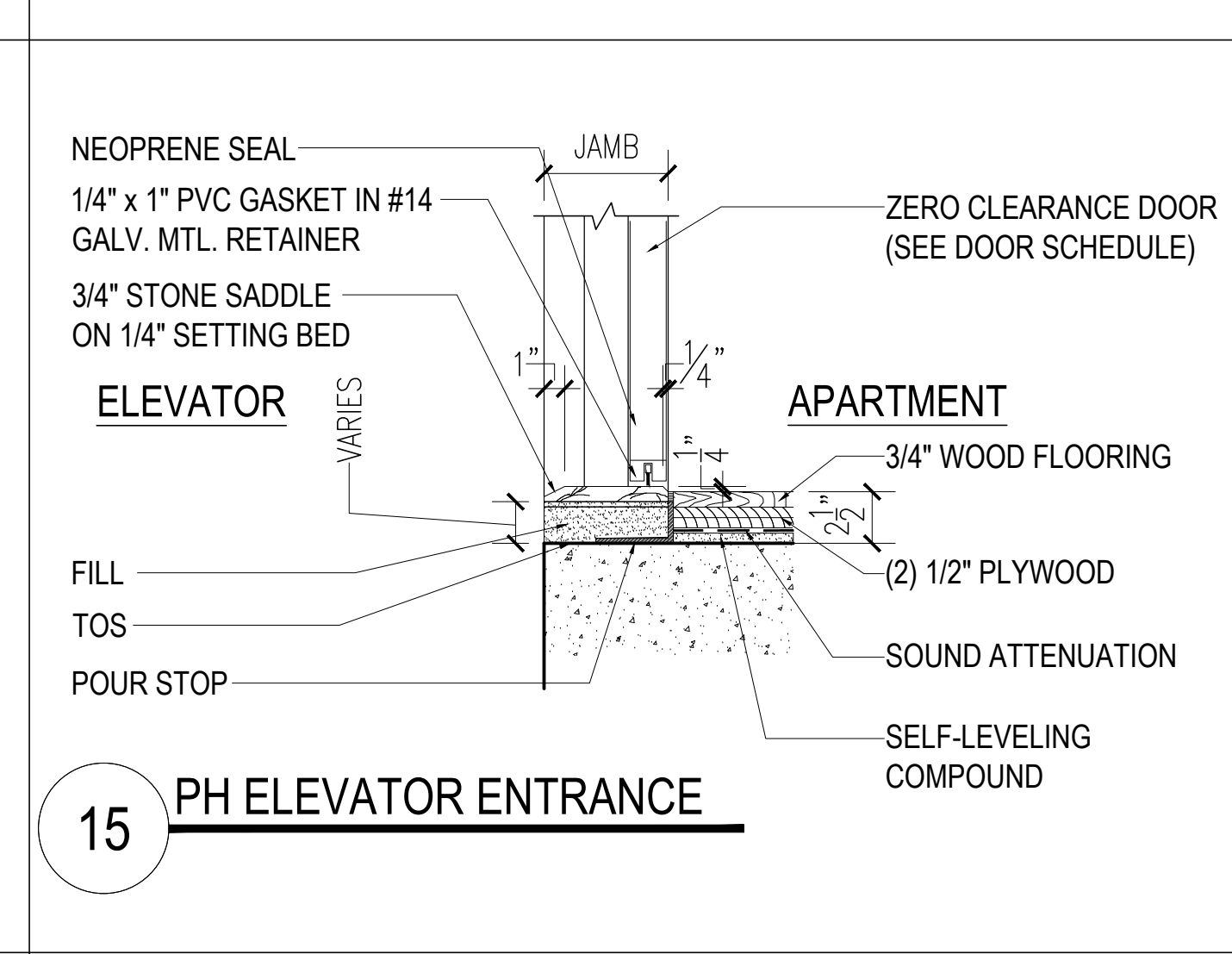
12 CORRIDOR & GROUND FLOOR EXTERIOR



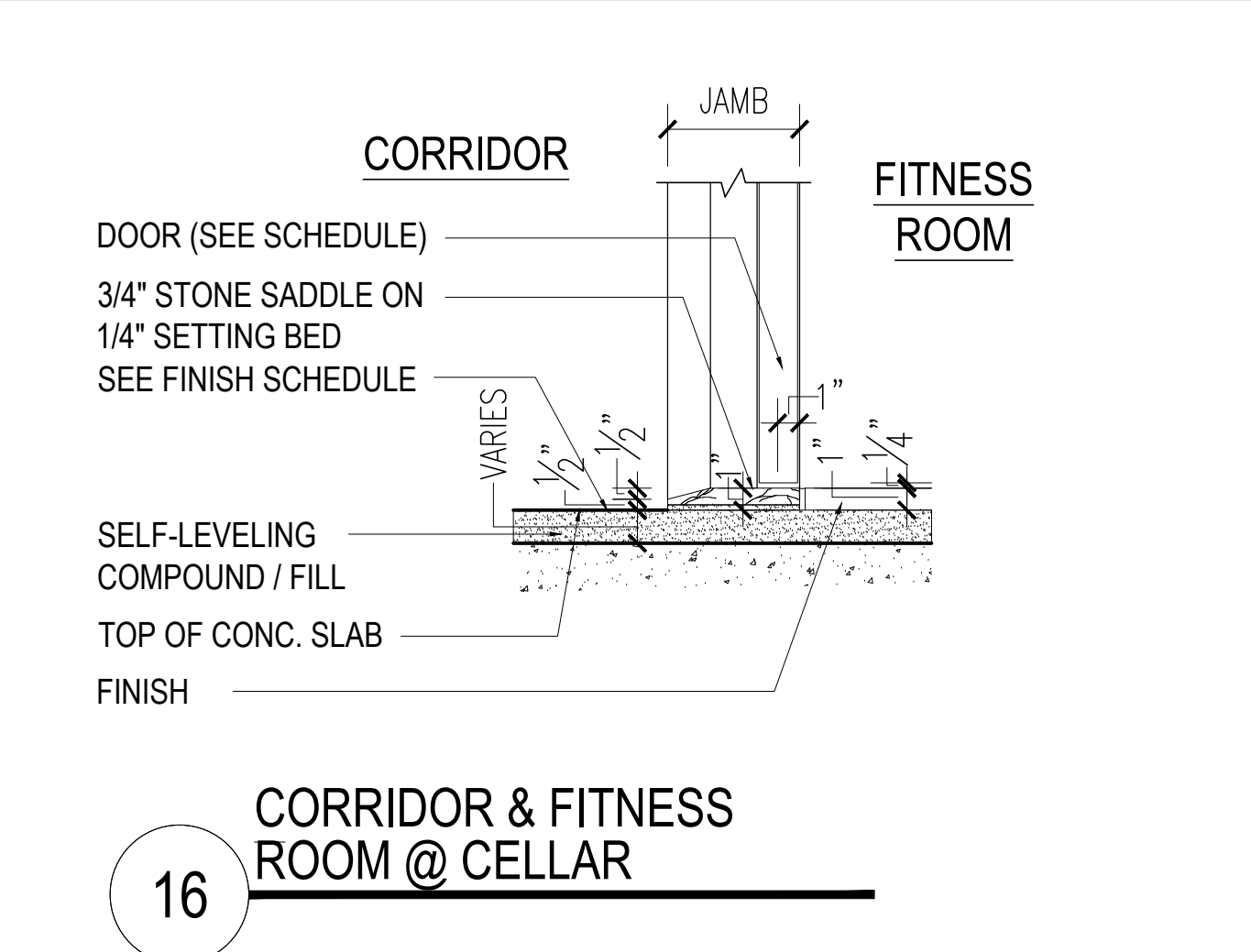
13 STEEL SADDLE AT ROOF BULKHEAD DOORS



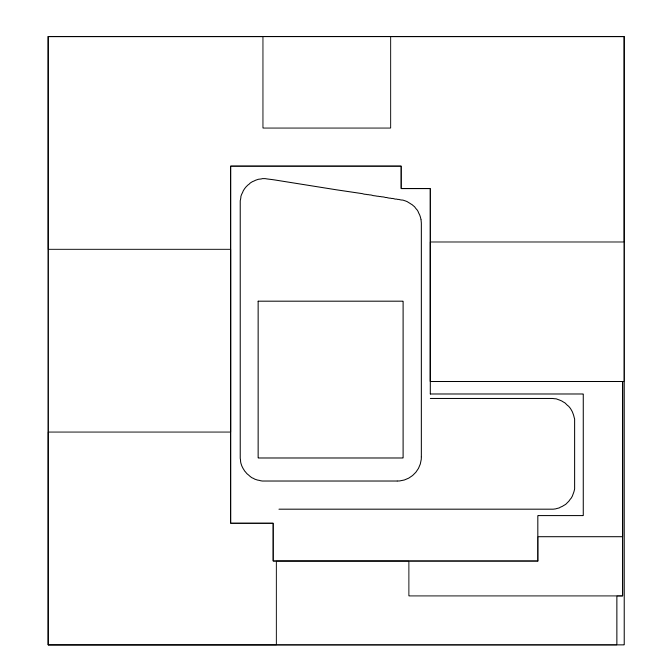
14 MECHANICAL ROOMS W/ CURBS SEE PLANS FOR LOCATIONS



15 PH ELEVATOR ENTRANCE



16 CORRIDOR & FITNESS ROOM @ CELLAR



**NOTES:**

NOT FOR CONSTRUCTION

|            |                      |
|------------|----------------------|
| 09/10/2017 | ISSUED FOR DOB       |
| 03/01/2017 | ISSUED FOR DOB       |
| 02/14/2017 | ISSUED FOR DOB       |
| 01/27/2017 | SUBSTRUCTURE SET     |
| 01/25/2017 | ISSUED FOR DOB       |
| 11/17/2016 | FACE/FRAME SET       |
| 11/10/2016 | 100% DEVELOPMENT SET |
| 10/12/2016 | ISSUED FOR DOB       |
| 02/05/2016 | DOB FILING SET       |

Number: Date: Revision:

Project:  
**City View Tower at Court Square**  
23-15 44th Drive  
Long Island City, NY 11101

Client:  
**Cityview Tower LLC**  
112-15 NORTHERN BLVD, CF-2  
CORONA, NY 11368  
(718) 321-8652

Architect:  
**HILL | WEST**  
ARCHITECTS  
11 BROADWAY  
17TH FLOOR  
NEW YORK, NY 10004  
T. 212 213 8007

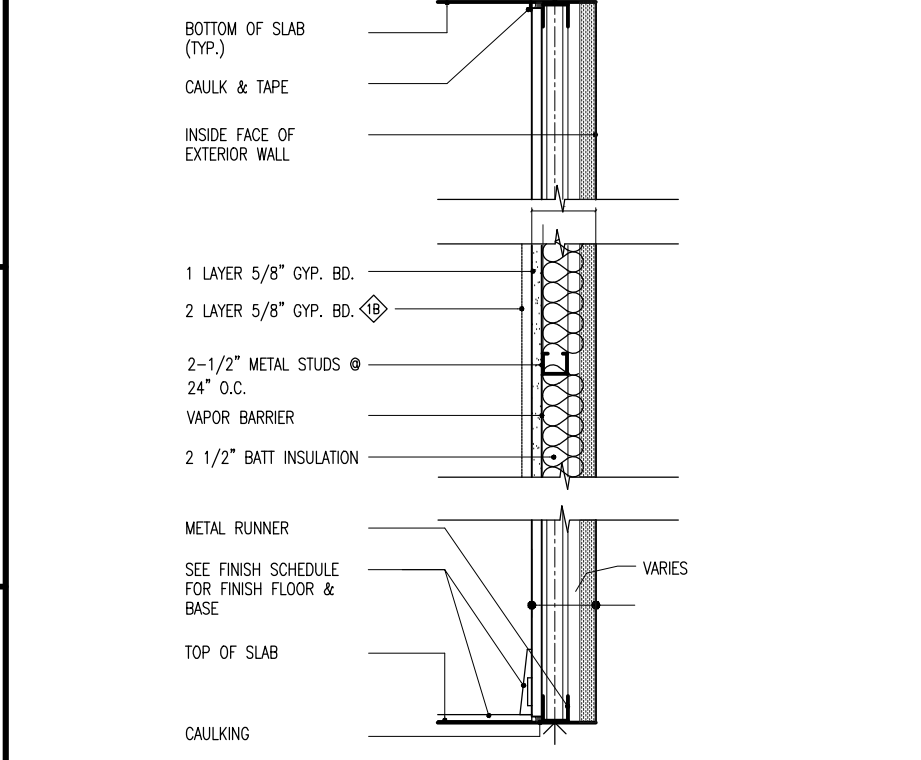
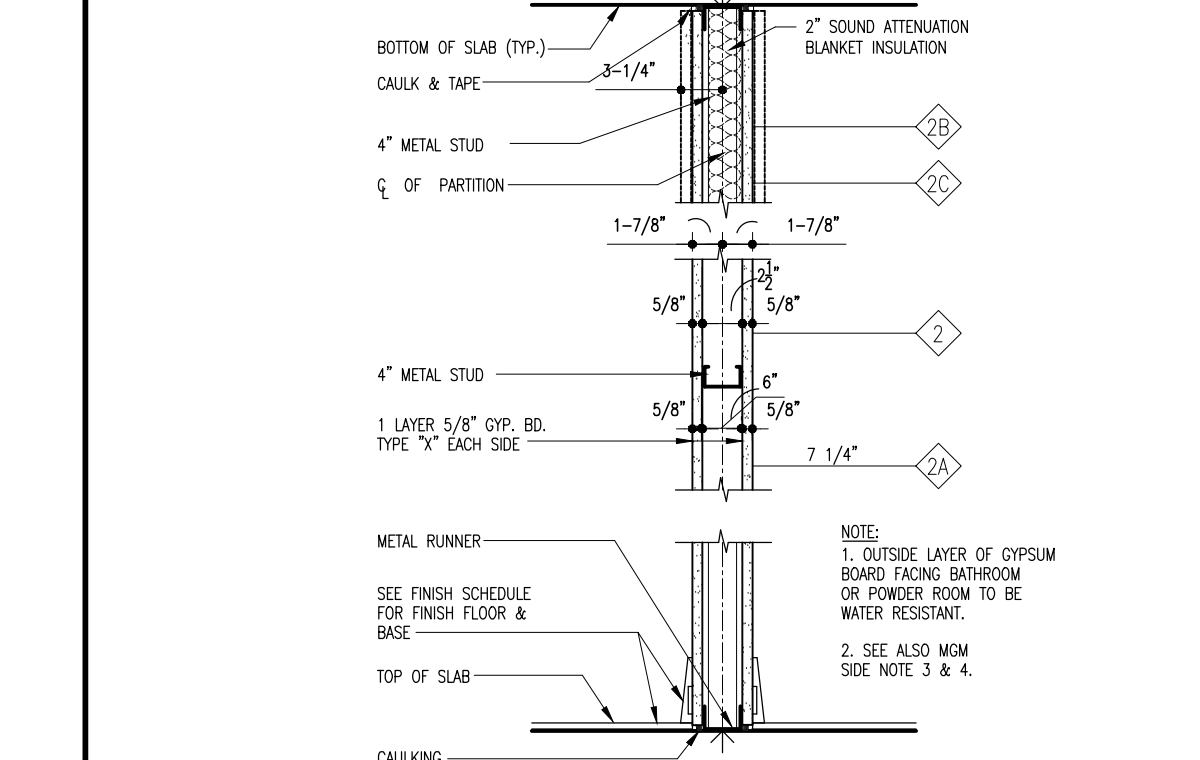
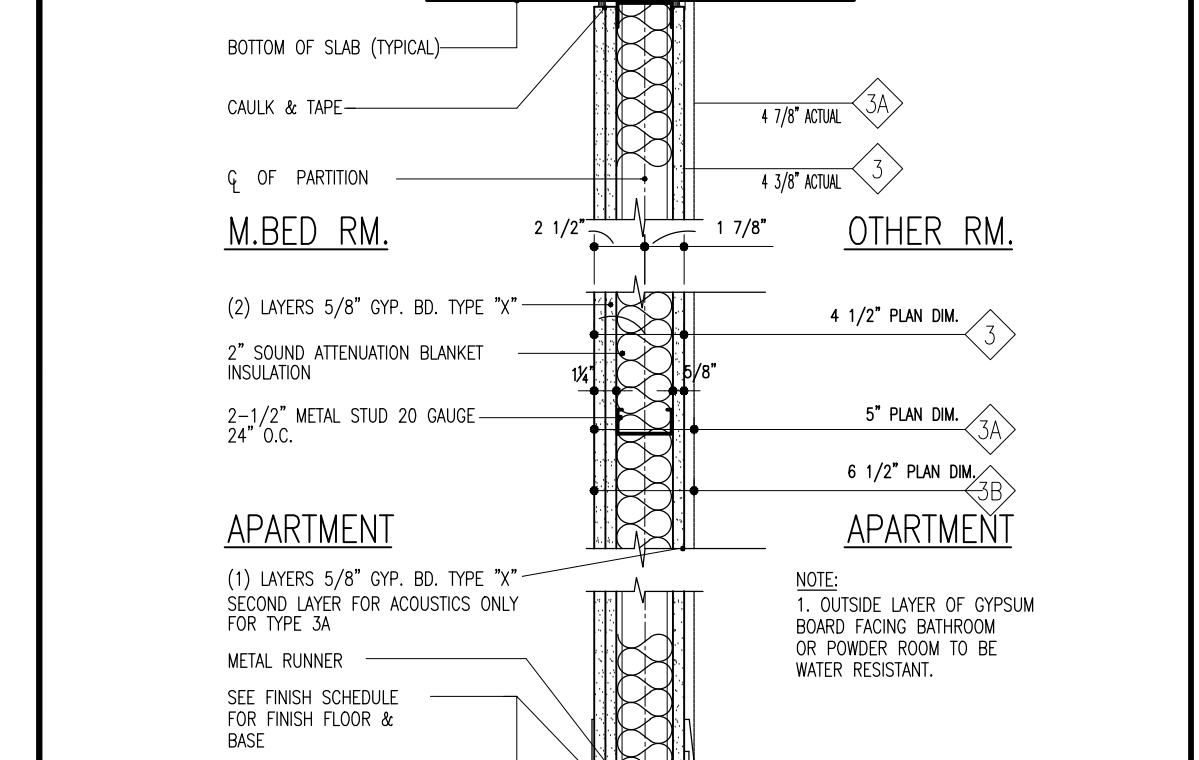
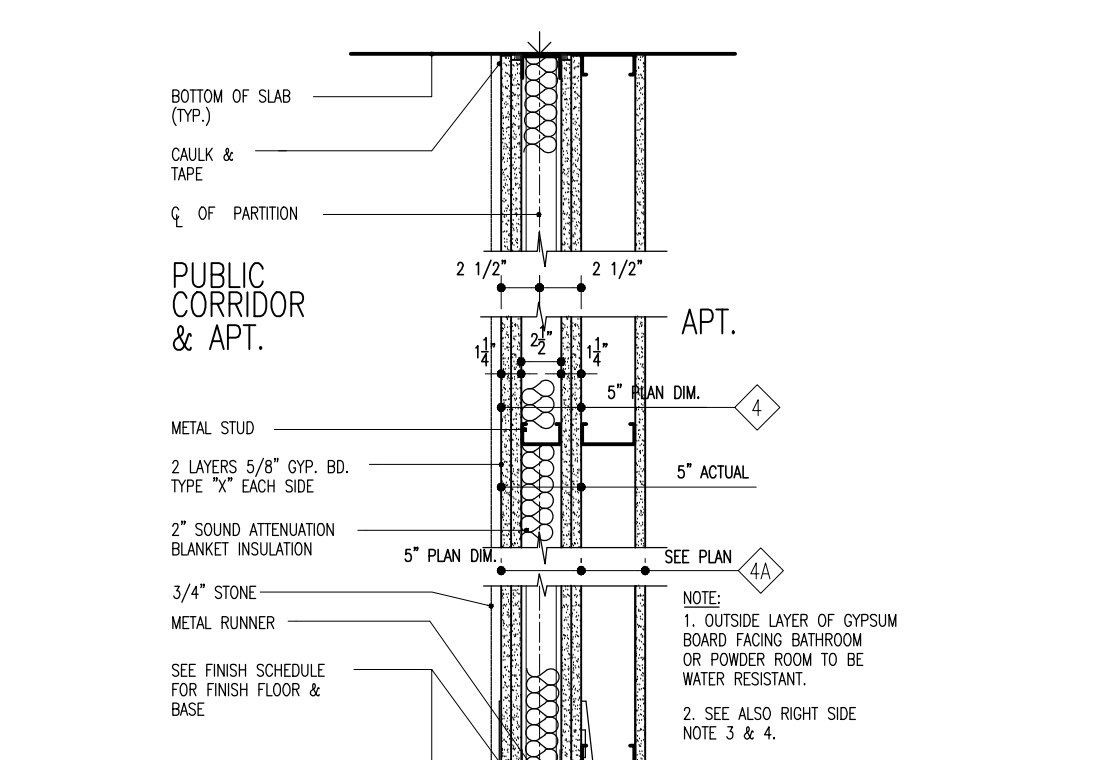
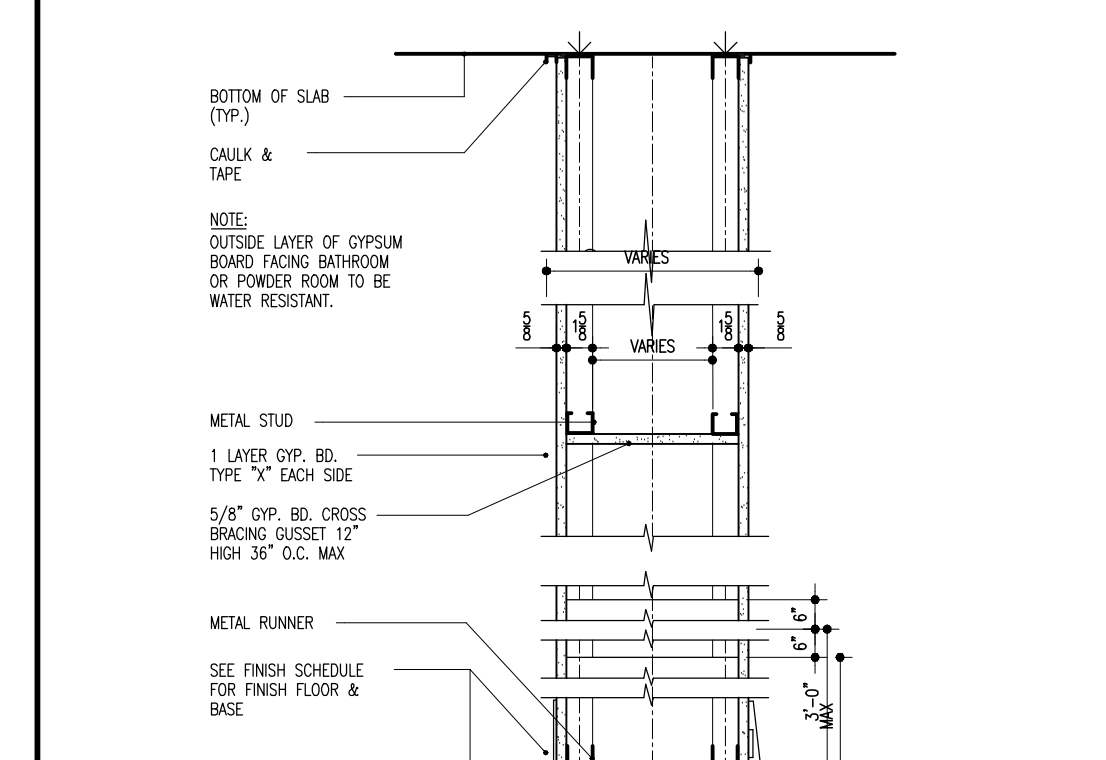
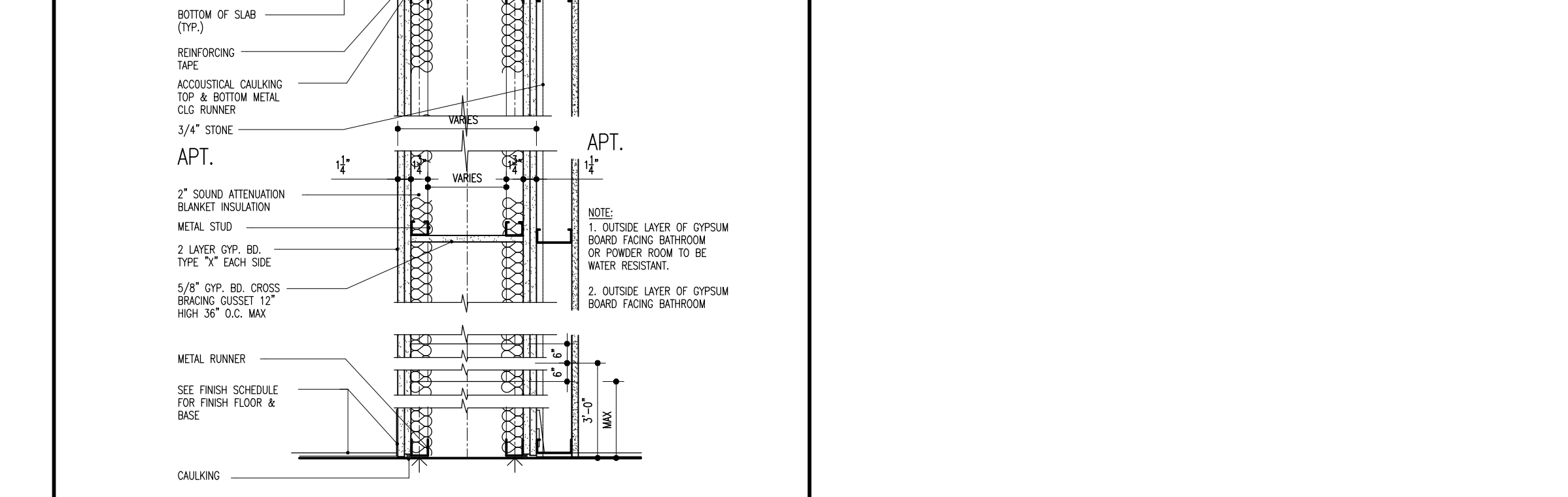
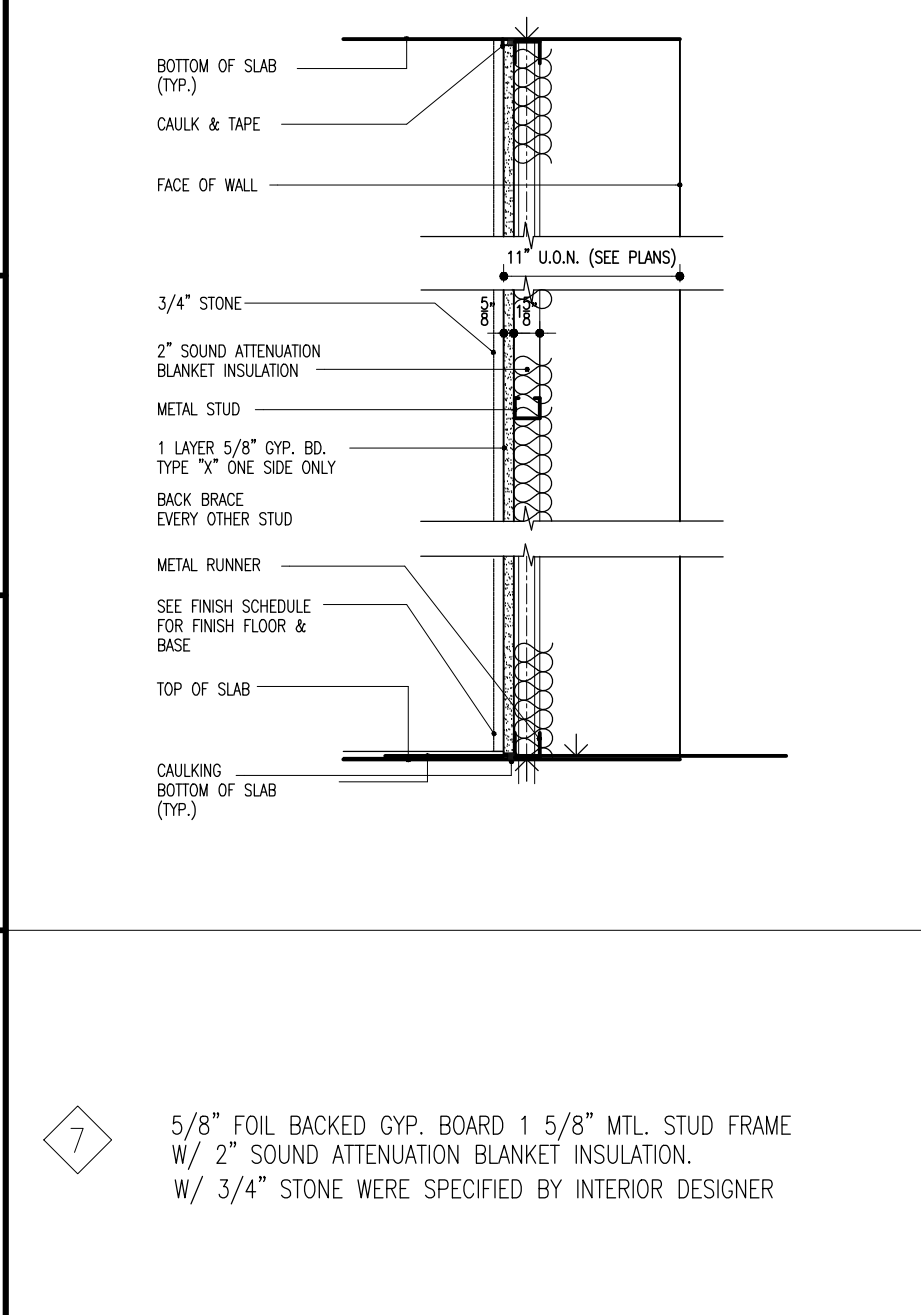
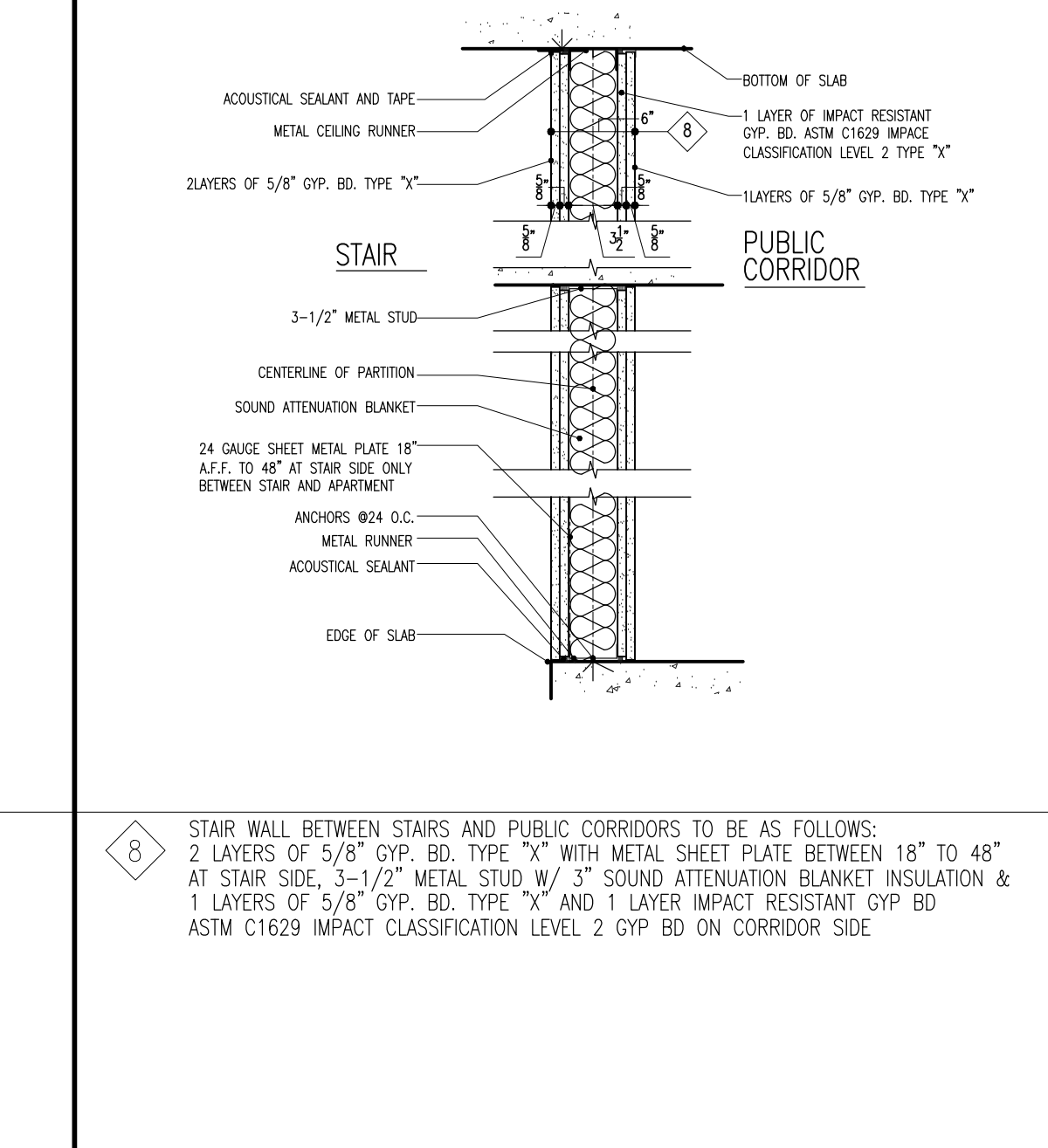
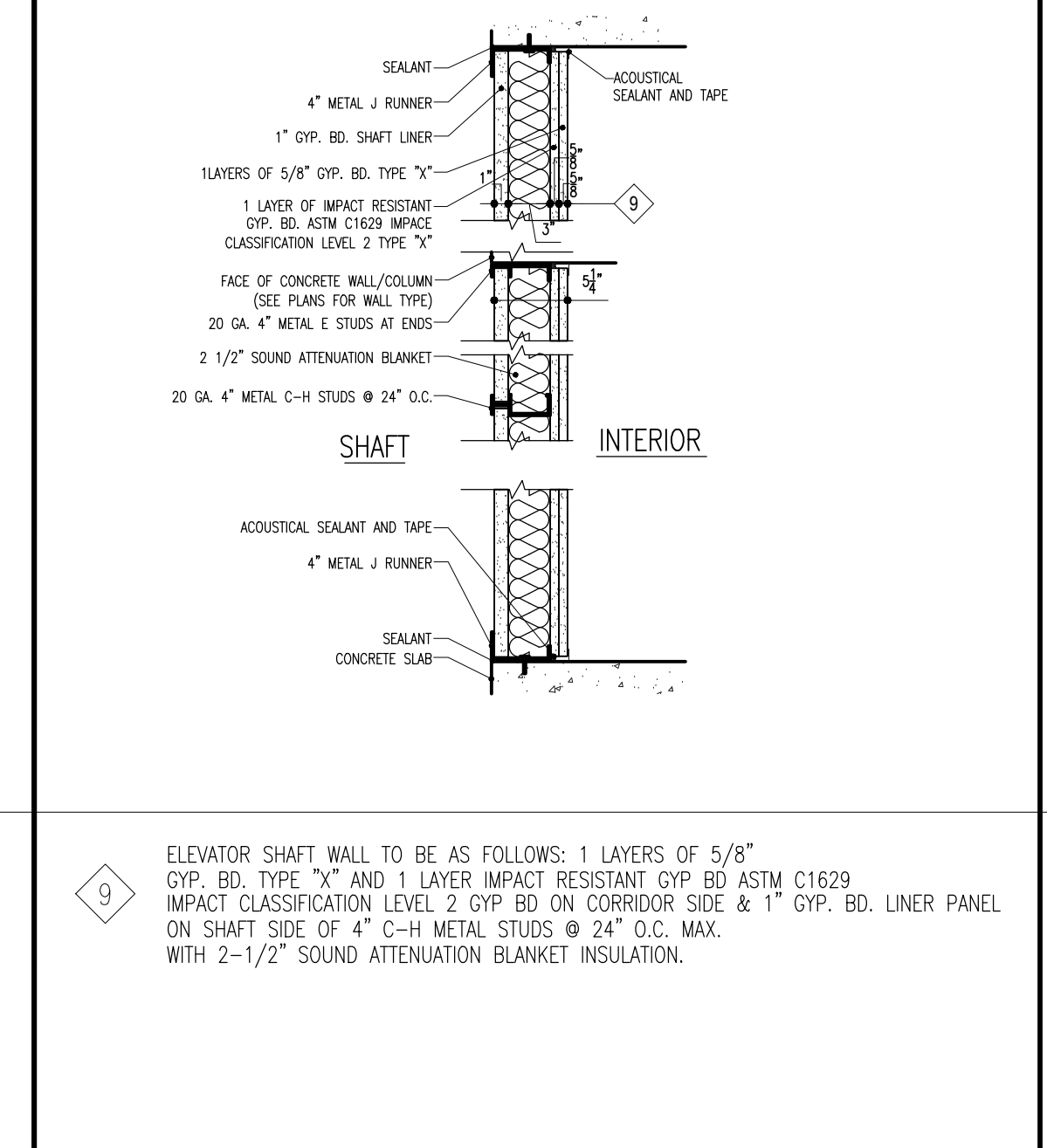
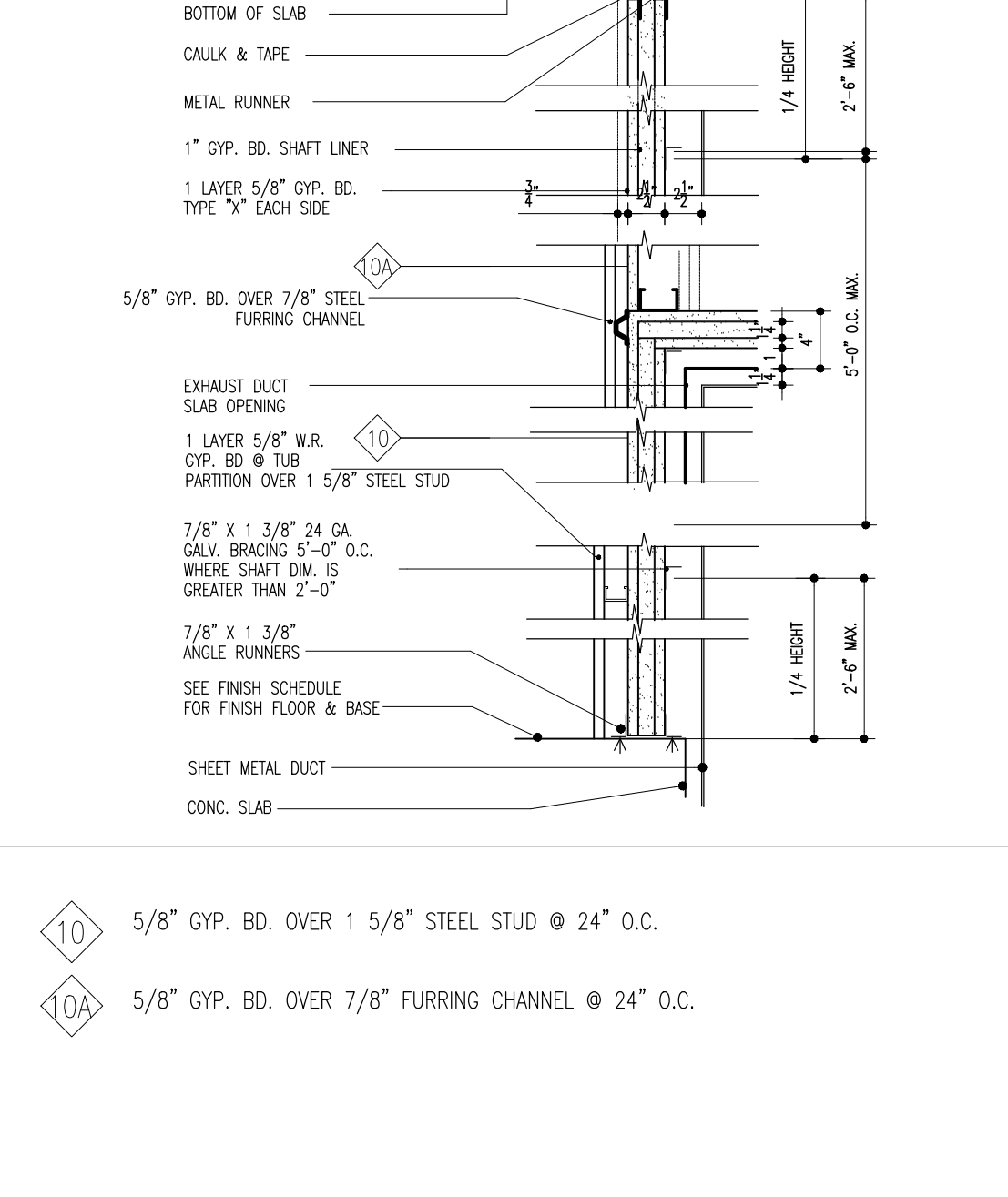
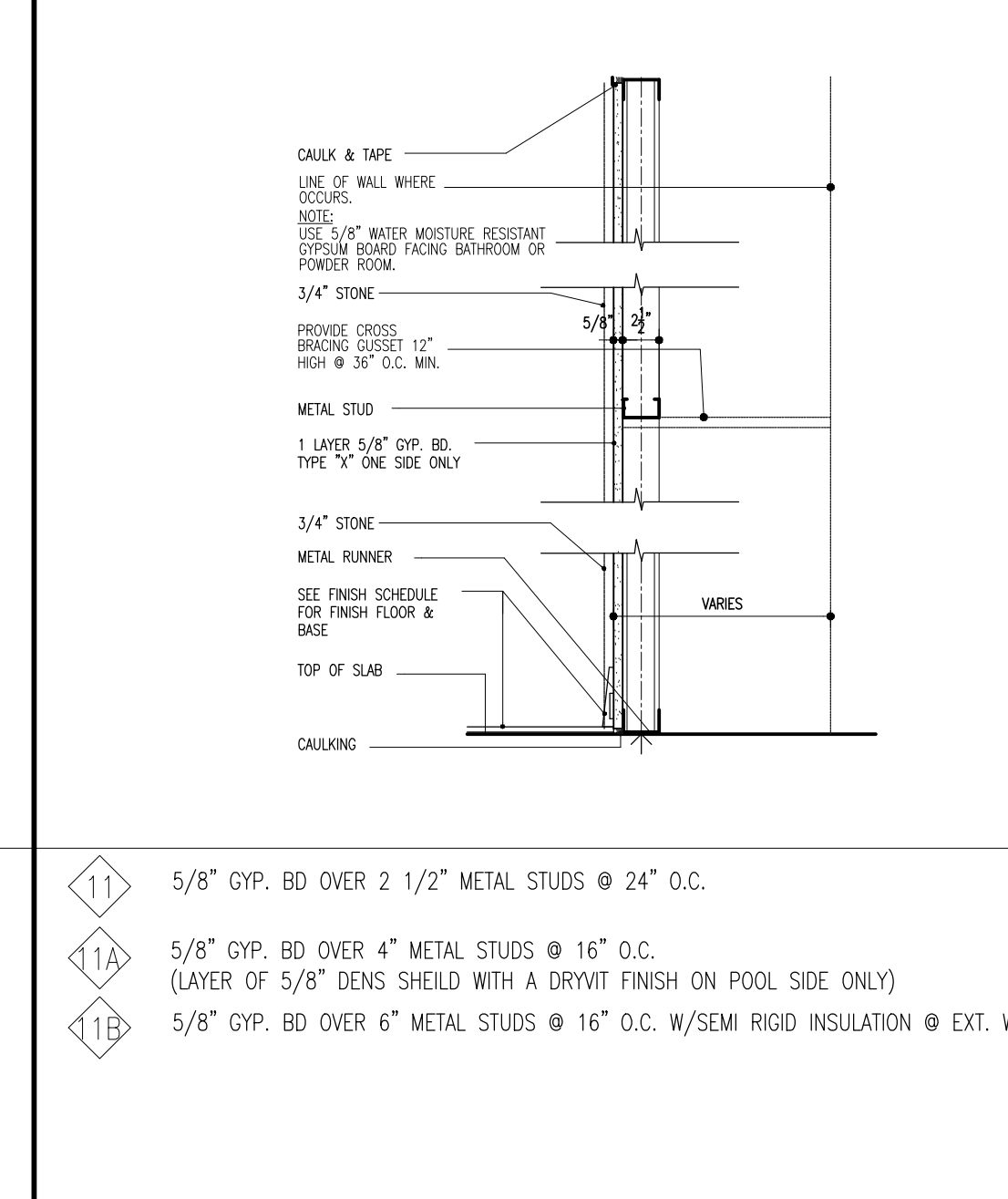
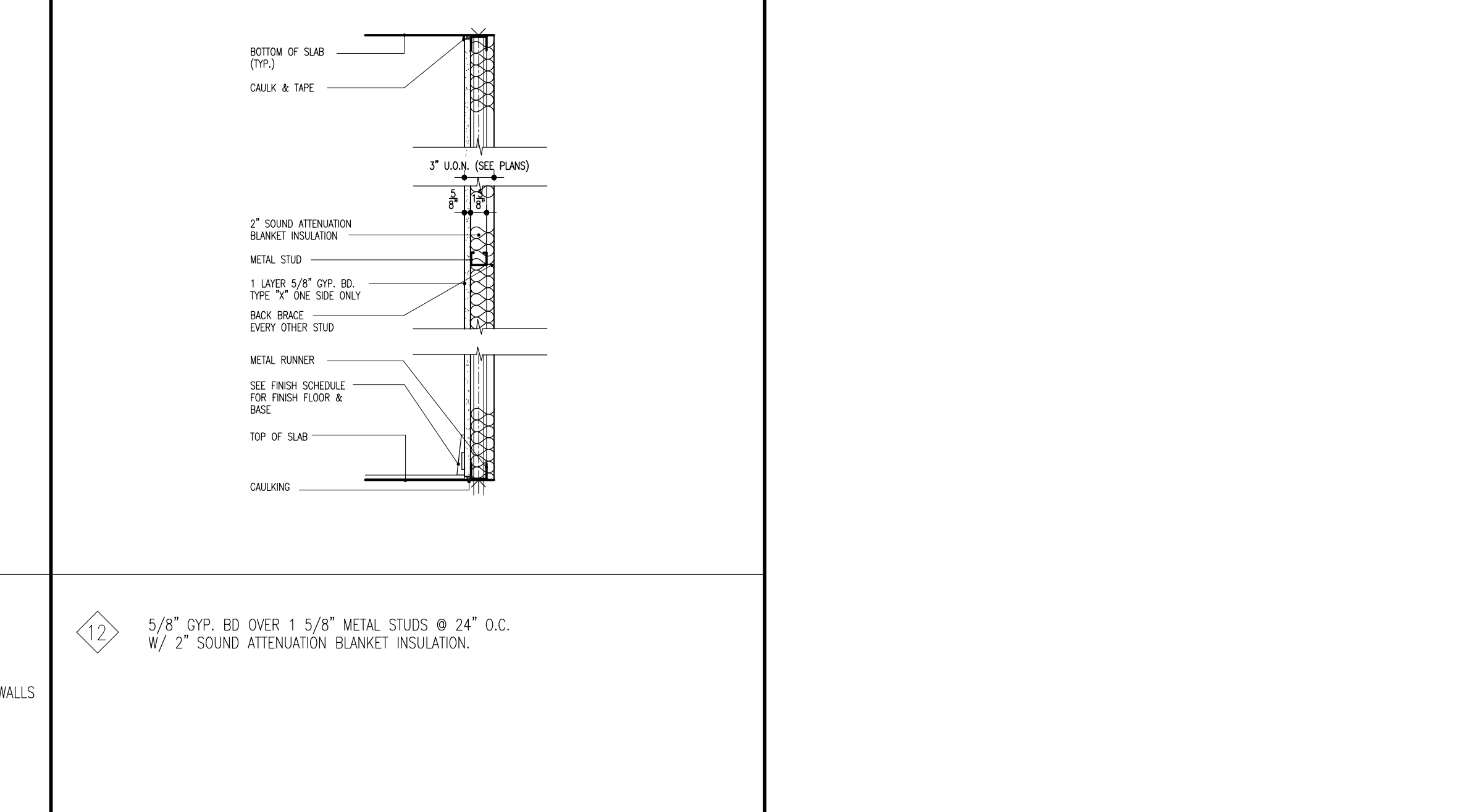
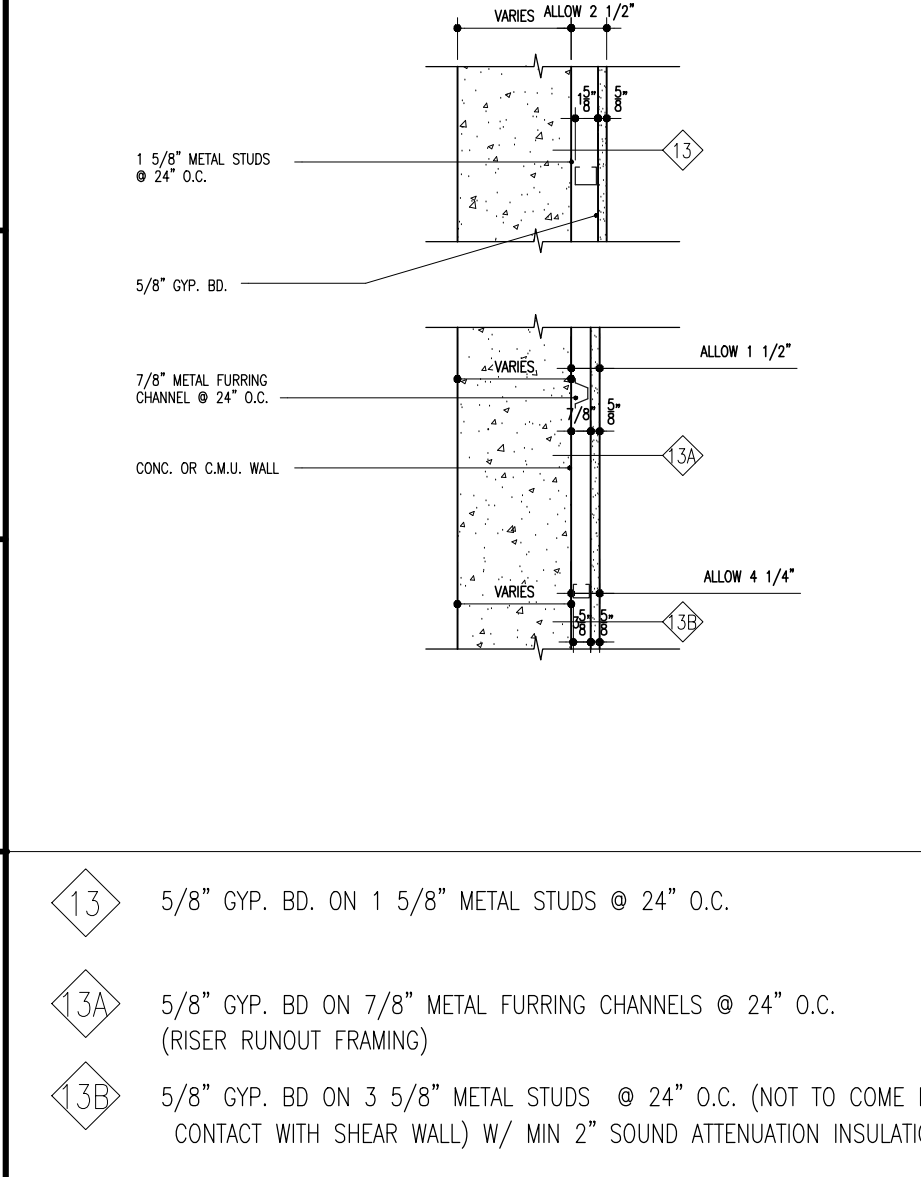
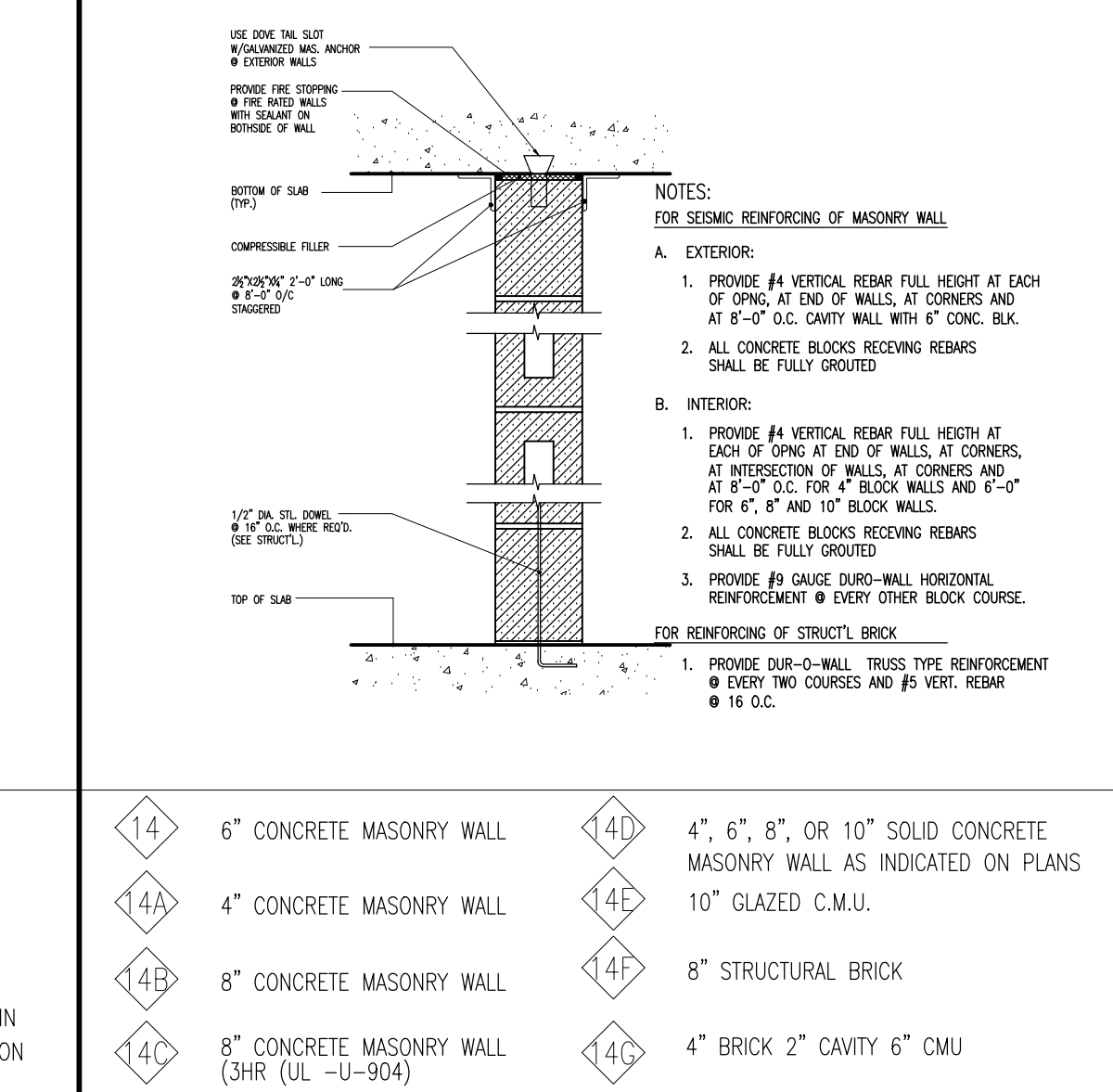
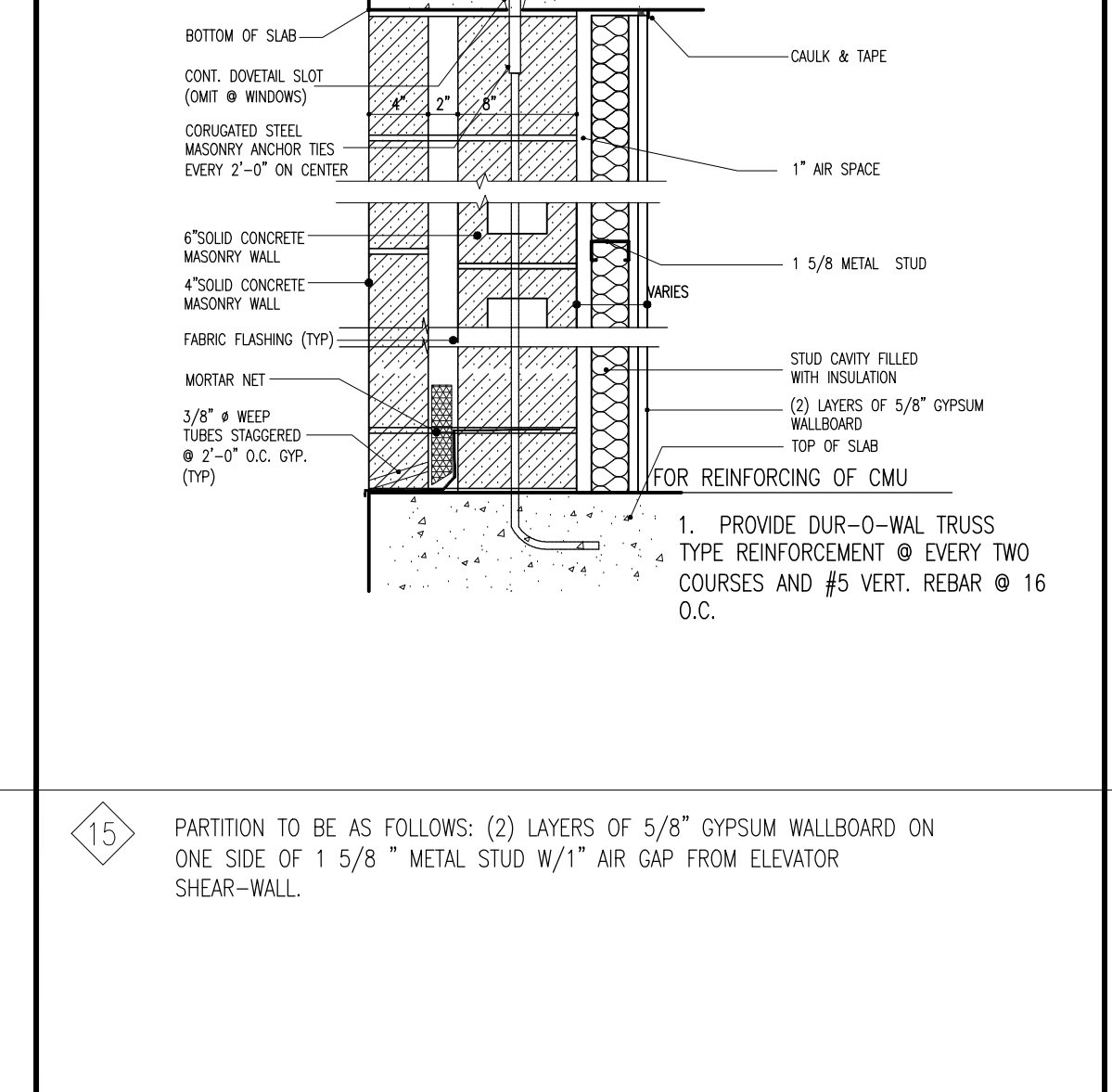
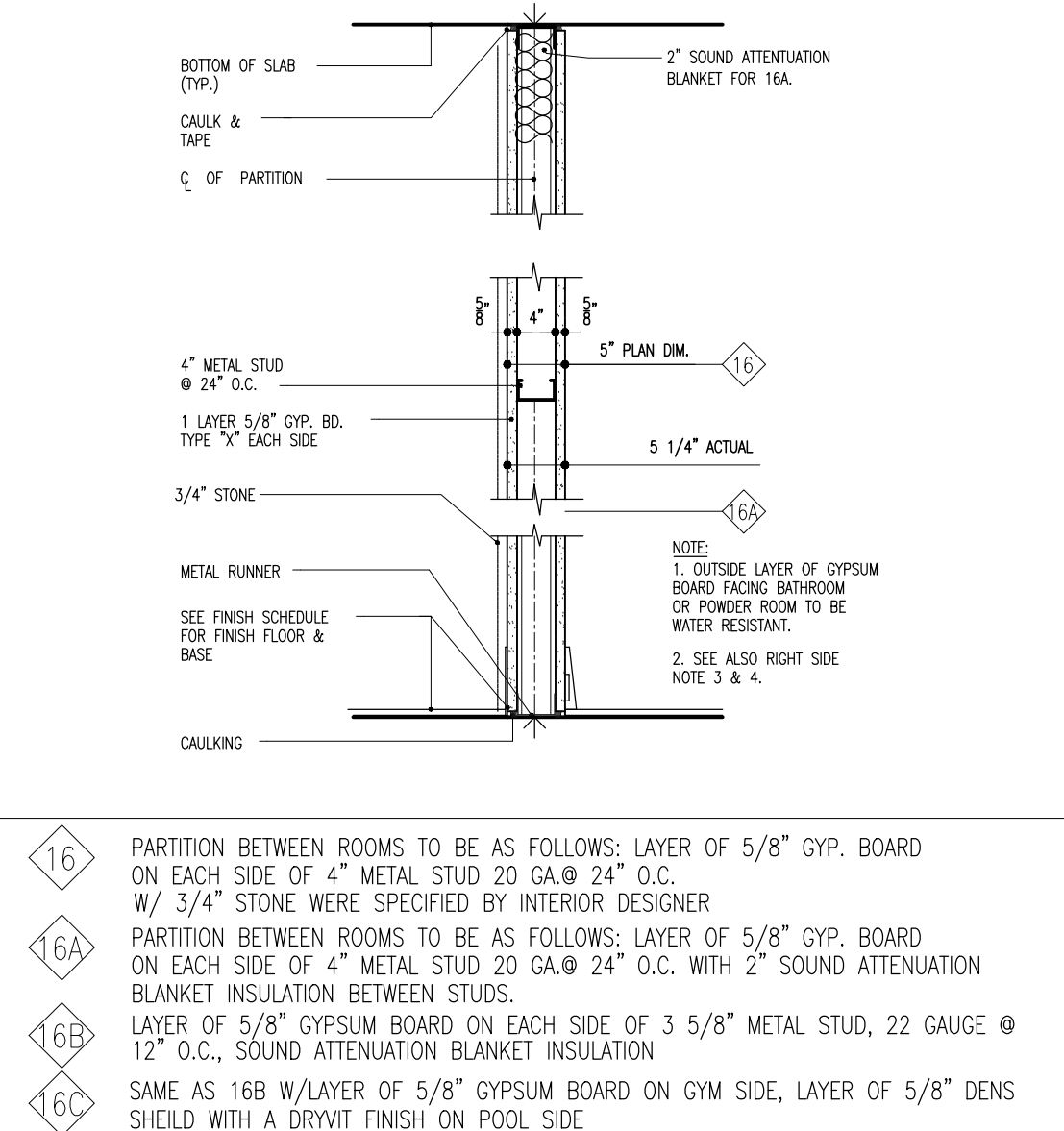
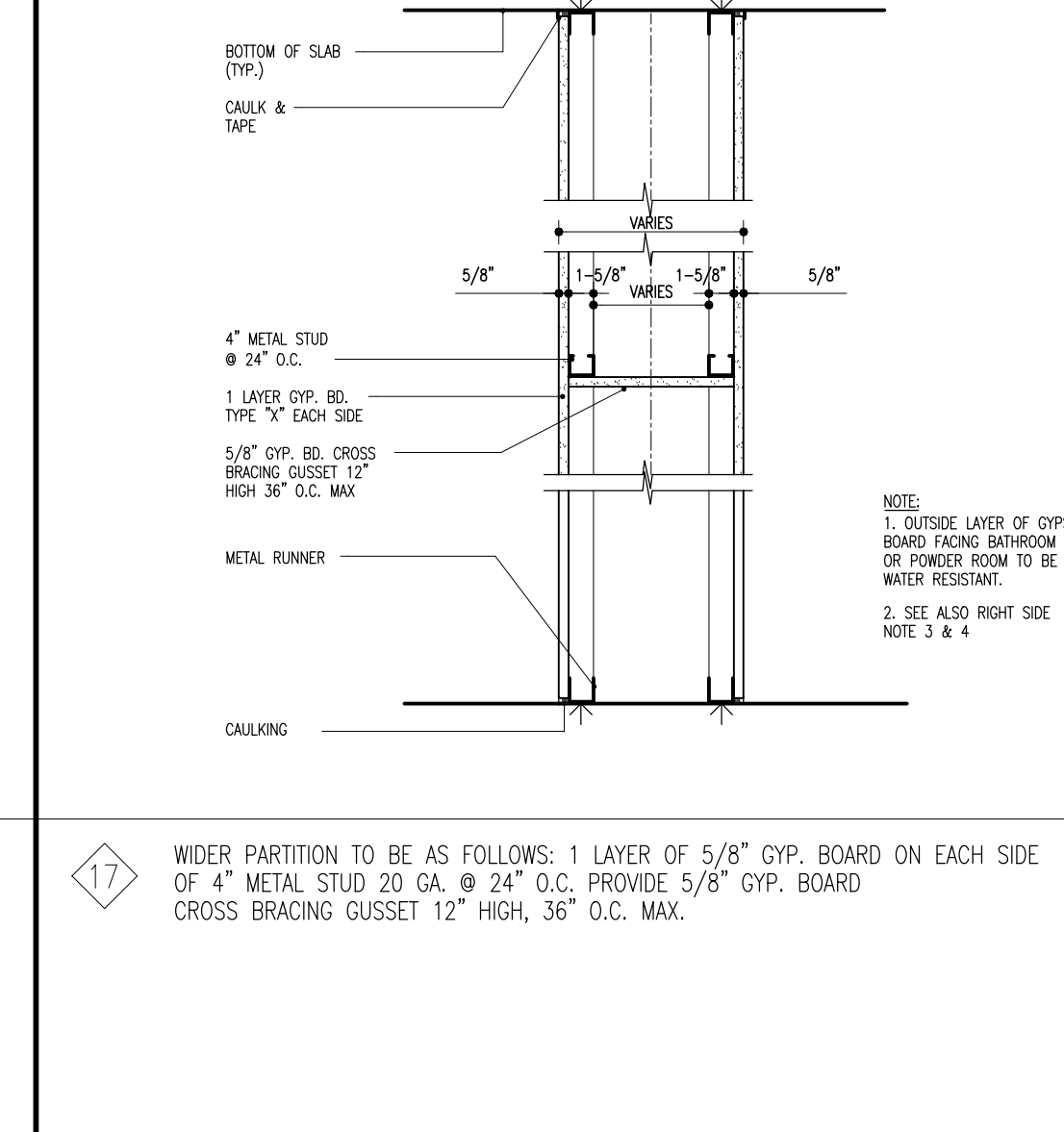
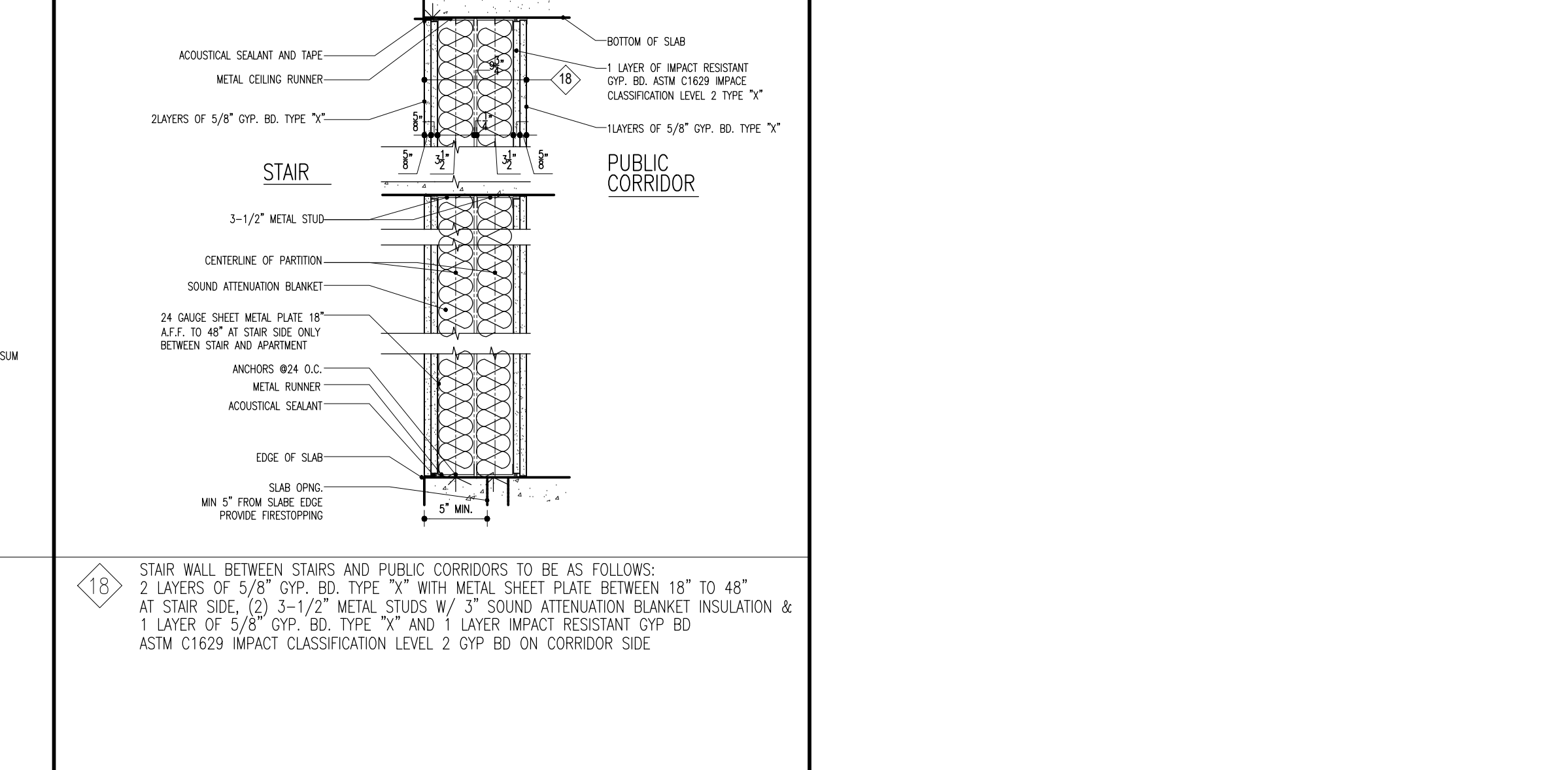
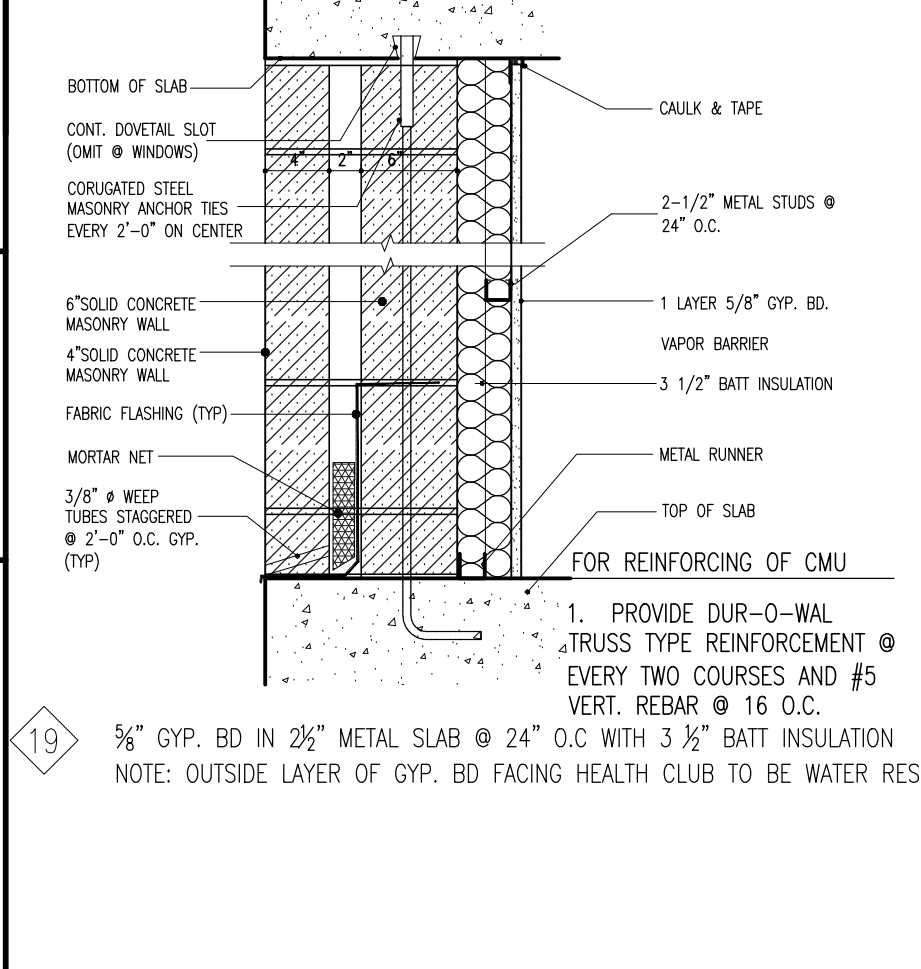
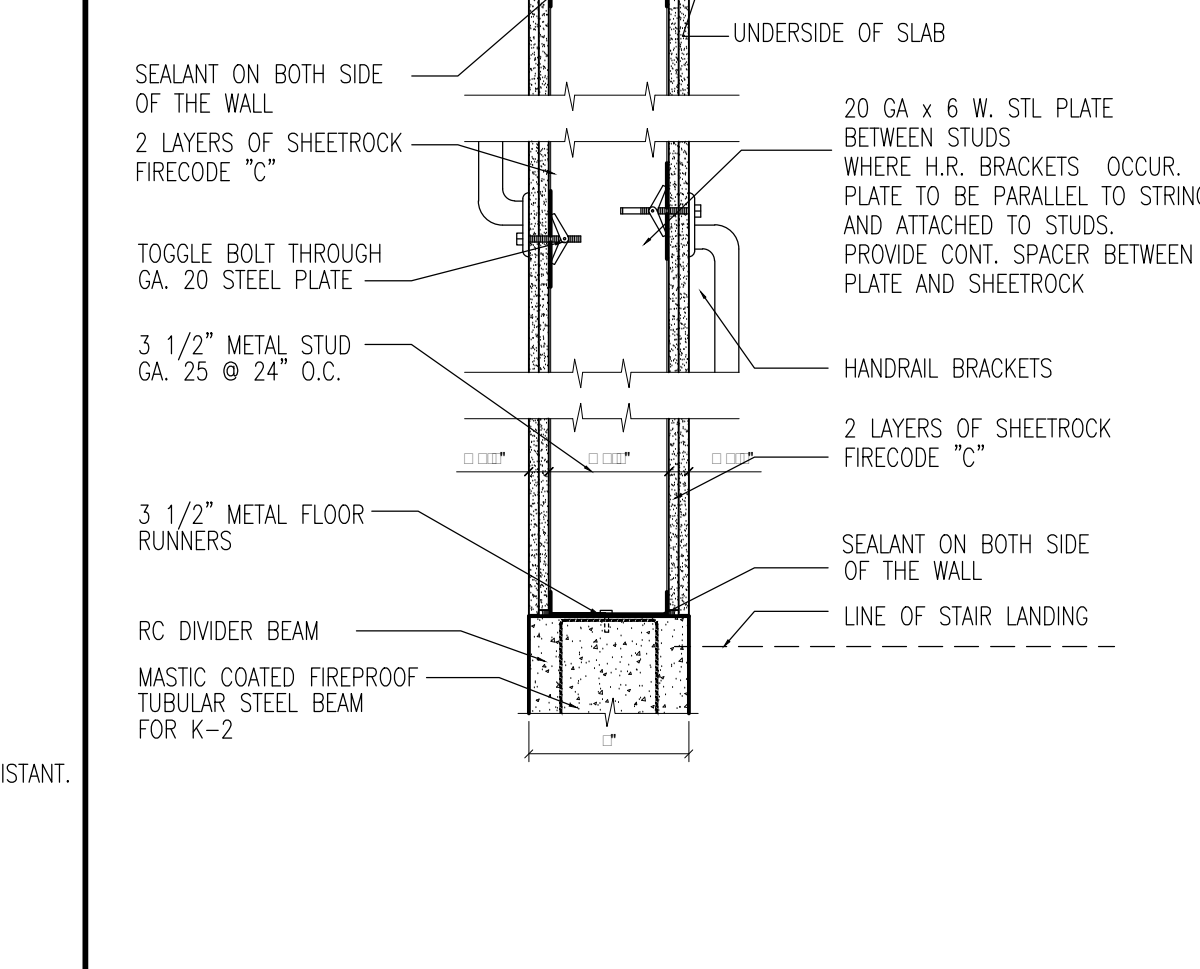
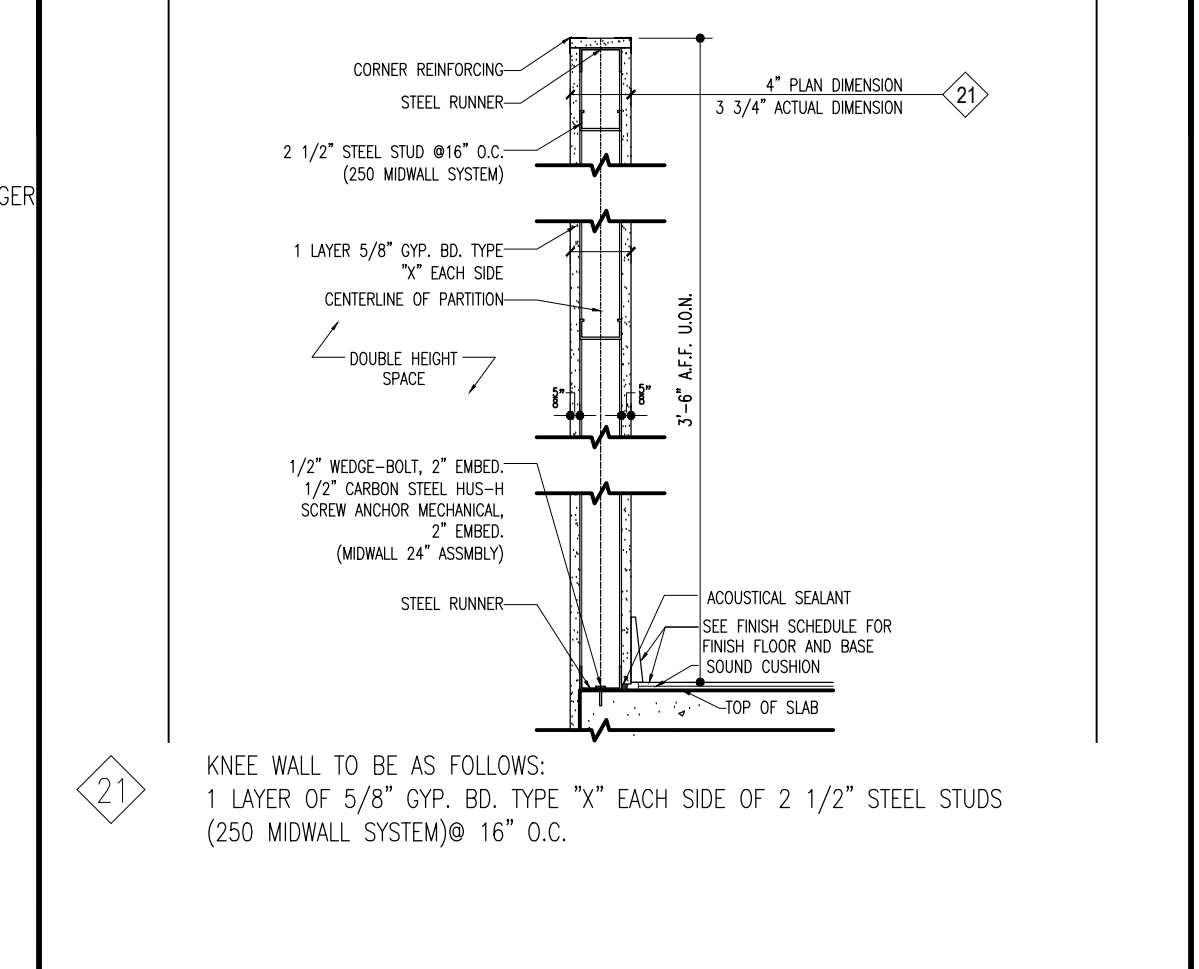


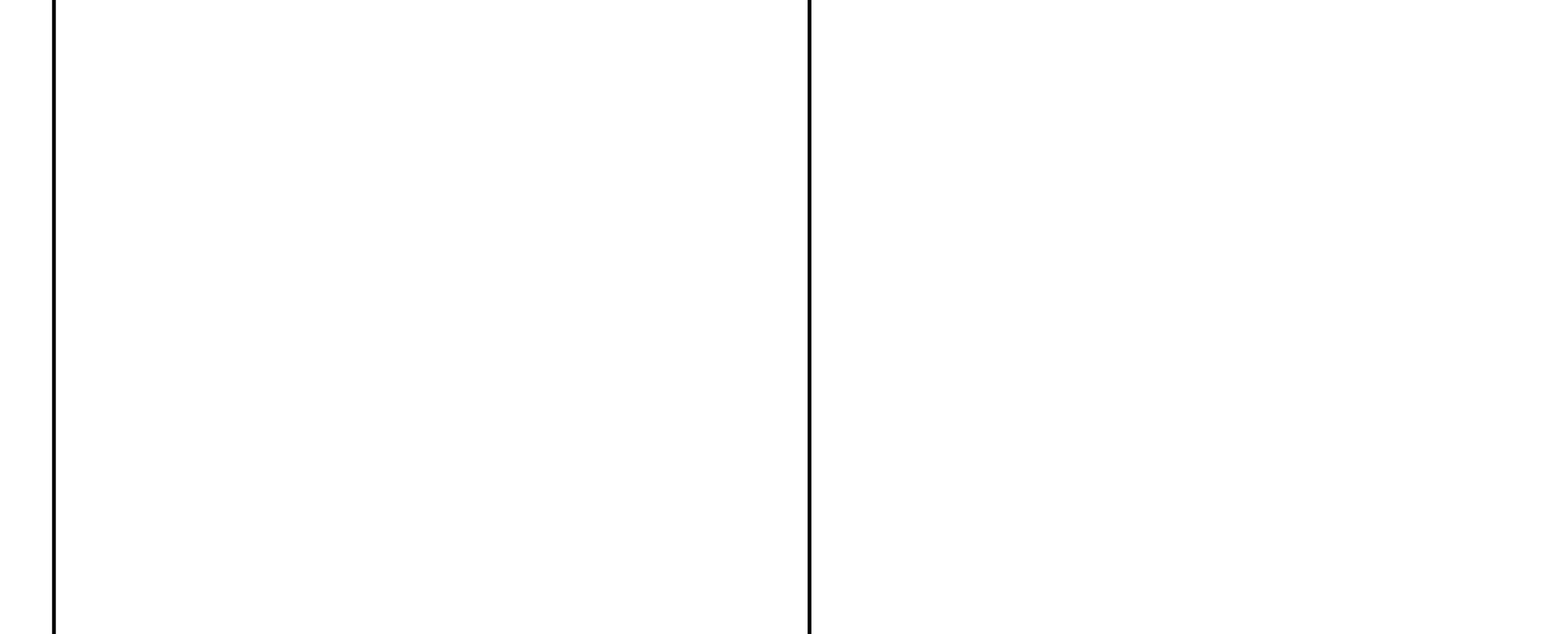
Consultant:  
**DESIMONE CONSULTING ENGINEERS**  
140 Broadway 25th Floor  
New York, NY, 10005  
(212) 532-2211  
**Cosentini Associates**  
Two Pennsylvania Plaza, 3rd FL.  
New York, NY 10121  
(212) 615-3600  
**Whitehall**  
11 Broadway, 17th Floor  
New York, NY 10004  
(212) 908-4940

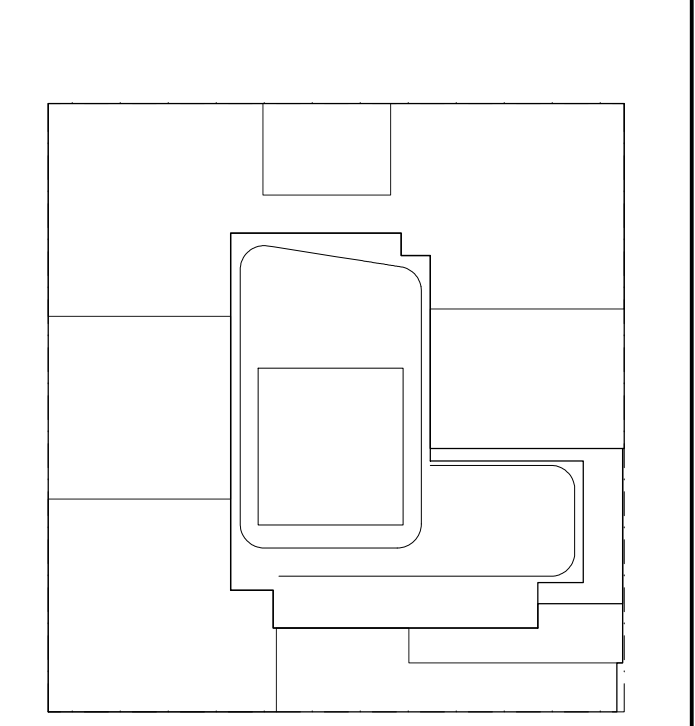
DOB STAMPS & SIGNATURES:

DWG TITLE: DOOR DETAILS

SEAL & SIGNATURE: [Signature] DATE: 01/18/2017  
PROJECT #: 15412  
SCALE: 1:1/2" = 1'-0"  
DWG NO: **A-007.00**  
014 OF 58

PARTITION TYPES SCALE: N.T.S.

|                |  |  |   |  |  |  |
|----------------|--|--|---|--|--|--|
| BASE PLAN HEAD | <p>1 FURRING AT EXTERIOR WALL</p>   | <p>2 1 HR 39 STC - UL U419 (WALL TYPE 2) INTERIOR PARTITION</p>   | <p>3 1 HR 51 STC - UL U419 (WALL TYPE 3) 1 HR 54 STC - UL U419 (WALL TYPE 3A) PARTITIONS BETWEEN MASTER BEDROOMS &amp; OTHER RMS (TYPE 3) &amp; DEMISING WALL BETWEEN APTS. (TYPE 3A)</p>   | <p>4 2 HR 55 STC - UL U419 (WALL TYPE 4) PARTITION BETWEEN PUBLIC CORRIDOR, STAIRS &amp; APARTMENTS OR BETWEEN APARTMENTS</p>   | <p>5 1 HR. 50 STC - UL U420 (WALL TYPE 5) PIPE CHASE WITHIN APARTMENT FURRED WALL WITHIN APARTMENT</p>    | <p>6 2 HR. 55 STC - UL U420 (WALL TYPE 6) PIPE CHASE BETWEEN APARTMENTS FURRED WALL BETWEEN APARTMENTS</p>    |
| BASE PLAN HEAD | <p>7 PIPE CHASE @ C.M.U. OR CONCRETE WALL</p>   | <p>8 2 HR. 55 STC - (WALL TYPE 8) CAVITY SHAFTWALL @ STAIRS</p>   | <p>9 2 HR. 50 STC - (WALL TYPE 9) CAVITY SHAFTWALL @ ELEVATORS</p>  | <p>10 2 HR. - UL U529 (WALL TYPE 10) SOLID SHAFTWALL W/METAL DUCT @ PUBLIC CORRIDOR, KITCHEN OR LAUNDRY EXHAUST</p>   | <p>11 FREE STANDING WALL FURRING</p>  | <p>12 INSULATED WALL FURRING</p>  |
| BASE PLAN HEAD | <p>13 5/8" FOL BACKED GYP. BOARD 1 1/2" MTL. STUD FRAME W/ 2" SOUND ATTENUATION BLANKET INSULATION. W/ 3/4" STONE WERE SPECIFIED BY INTERIOR DESIGNER</p>    | <p>14 STAR WALL BETWEEN STAIRS AND PUBLIC CORRIDORS TO BE AS FOLLOWS: 2 LAYERS OF 5/8" GYP. BO. TYPE "X" WITH METAL SHEET PILE BETWEEN 18" TO 48" AT STAR SIDE, 3-1/2" MTL. STUD W/ 2" SOUND ATTENUATION BLANKET INSULATION &amp; 1 LAYER OF 5/8" GYP. BO. TYPE "X" AND 1 LAYER IMPACT RESISTANT OPB BO ASTM C1629 ON CORRIDOR SIDE</p>  | <p>15 ELEVATOR SHAFT WALL TO BE AS FOLLOWS: 1 LAYER OF 5/8" GYP. BO. TYPE "X" AND 1 LAYER IMPACT RESISTANT OPB BO ASTM C1629 ON SHAFT SIDE, 1" OPB BO LINER PANEL ON CORRIDOR SIDE WITH 2" SOUND ATTENUATION BLANKET INSULATION.</p>                 | <p>16 5/8" GYP. BO. OVER 1 1/2" STEEL STUD @ 24" O.C. 5/8" GYP. BO. OVER 7/8" FURRING CHANNEL @ 24" O.C.</p>   | <p>17 5/8" GYP. BO. OVER 2 1/2" METAL STUDS @ 24" O.C. 5/8" GYP. BO. OVER 4" METAL STUDS @ 16" O.C. (LAYER OF 5/8" DEN'S SHIELD WITH A DRYFIT FINISH ON POOL SIDE ONLY) 5/8" GYP. BO. OVER 4" METAL STUDS @ 16" O.C. W/SEM RIDG INSULATION @ EXT. WALLS</p>  | <p>18 STAR WALL BETWEEN STAIRS AND PUBLIC CORRIDORS TO BE AS FOLLOWS: 2 LAYERS OF 5/8" GYP. BO. TYPE "X" WITH METAL SHEET PILE BETWEEN 18" TO 48" AT STAR SIDE, (2) 3-1/2" MTL. STUD W/ 2" SOUND ATTENUATION BLANKET INSULATION &amp; 1 LAYER OF 5/8" GYP. BO. TYPE "X" AND 1 LAYER IMPACT RESISTANT OPB BO ASTM C1629 IMPACT CLASSIFICATION LEVEL 2 GYP BO ON CORRIDOR SIDE</p>   |
| BASE PLAN HEAD | <p>13 FURRING ON INTERIOR CONCRETE OR C.M.U. WALL</p>   | <p>14 1 HOUR/2 HOUR/3 HOUR (VARIES: UL-U904, UL-U905, UL-U906) CONCRETE MASONRY WALL</p>    | <p>15 3 HOUR/2HOUR BETWEEN APARTMENT &amp; ELEVATOR</p>   | <p>16 1 HR. 30 STC. FIRST FLOOR/CELLAR PARTITION</p>    | <p>17 1 HR. 30 STC. FIRST FLOOR PARTITION/CELLAR PARTITION</p>    | <p>18 2 HR. 55 STC - (WALL TYPE 18) CAVITY SHAFTWALL @ STAIRS</p>   |
| BASE PLAN HEAD | <p>13 5/8" GYP. BO. ON 1 1/2" METAL STUDS @ 24" O.C. 5/8" GYP. BO. ON 7/8" METAL FURRING CHANNELS @ 24" O.C. (RISER RUNDIT FRAMING) 5/8" GYP. BO. ON 3 1/2" METAL STUDS @ 24" O.C. (NOT TO COME IN CONTACT WITH SHEAR WALL) W/ MIN 2" SOUND ATTENUATION INSULATION</p>  | <p>14 6" CONCRETE MASONRY WALL 4" CONCRETE MASONRY WALL 8" CONCRETE MASONRY WALL 4" CONCRETE MASONRY WALL (SEE UL-U904) *ALL MASONRY WALLS REQUIRE SEISMIC CLIPS. *TRASH COMPACTOR, TRASH CHUTE, AND DISPOSAL ROOM GAS METER ROOM WALLS TO BE 8" (UL-U-904) AND FILLED SOLID WITH GROUT TO ACHIEVE STC-55.</p>                          | <p>15 PARTITION TO BE AS FOLLOWS: (2) LAYERS OF 5/8" GYP/SM WALLBOARD ON ONE SIDE OF 1 1/2" METAL STUD W/ 1" AIR GAP FROM ELEVATOR SHEAR-WALL. 1. PROVIDE DUR-D-WALL TRUSS TYPE REINFORCEMENT @ EVERY TWO COURSES AND #5 VERT. REBAR @ 16 O.C.</p>  | <p>16 PARTITION BETWEEN ROOMS TO BE AS FOLLOWS: LAYER OF 5/8" GYP. BOARD ON EACH SIDE OF 4" METAL STUD @ 24" O.C. W/ 3/4" STONE WERE SPECIFIED BY INTERIOR DESIGNER. PARTITION BETWEEN ROOMS TO BE AS FOLLOWS: LAYER OF 5/8" GYP. BOARD ON EACH SIDE OF 4" METAL STUD @ 24" O.C. WITH 2" SOUND ATTENUATION BLANKET INSULATION BETWEEN STUDS. LAYER OF 5/8" GYP/SM BOARD ON EACH SIDE OF 3 1/2" METAL STUD @ 24" O.C. WITH 2" SOUND ATTENUATION BLANKET INSULATION. SAME AS 16B W/LAYER OF 5/8" GYP/SM BOARD ON GYM SIDE, LAYER OF 5/8" DEN'S SHIELD WITH A DRYFIT FINISH ON POOL SIDE.</p>  | <p>17 WIDER PARTITION TO BE AS FOLLOWS: 1 LAYER OF 5/8" GYP. BOARD ON EACH SIDE OF 4" METAL STUD @ 24" O.C. PROVIDE 5/8" GYP. BOARD CROSS BRACING @ 12" HIGH, 36" O.C. MAX.</p>   | <p>18 STAR WALL BETWEEN STAIRS AND PUBLIC CORRIDORS TO BE AS FOLLOWS: 2 LAYERS OF 5/8" GYP. BO. TYPE "X" WITH METAL SHEET PILE BETWEEN 18" TO 48" AT STAR SIDE, (2) 3-1/2" MTL. STUD W/ 2" SOUND ATTENUATION BLANKET INSULATION &amp; 1 LAYER OF 5/8" GYP. BO. TYPE "X" AND 1 LAYER IMPACT RESISTANT OPB BO ASTM C1629 IMPACT CLASSIFICATION LEVEL 2 GYP BO ON CORRIDOR SIDE</p>  |
| BASE PLAN HEAD | <p>19 SECTION THRU CAVITY WALL</p>  | <p>20 SECTION THRU PARTITION DIVIDING STAIR 1 &amp; 2</p>   | <p>21 SECTION THRU KNEE WALL</p>  |  |  |  |



NOTES:

NOT FOR CONSTRUCTION

|            |                        |
|------------|------------------------|
| 09/20/2017 | ISSUED FOR BOB         |
| 03/01/2017 | ISSUED FOR BOB         |
| 02/04/2017 | ISSUED FOR BOB         |
| 01/27/2017 | ISSUED FOR BOB         |
| 01/25/2017 | ISSUED FOR BOB         |
| 11/07/2016 | FACE FRAMING SET       |
| 11/01/2016 | 100% DEVELOPER/BOB SET |
| 10/20/2016 | ISSUED FOR BOB         |
| 02/05/2016 | DOB FILING SET         |

Number: \_\_\_\_\_ Date: \_\_\_\_\_ Revision: \_\_\_\_\_

Project:  
**City View Tower at Court Square**  
23-15 44th Drive  
Long Island City, NY 11101

Client:  
**Cityview Tower LLC**  
112-15 NORTHERN BLVD, CF-2  
CORONA, NY 11368  
(718) 321-8652

Architect:  
**HILL | WEST ARCHITECTS**  
11 BROADWAY  
17TH FLOOR  
NEW YORK, NY 10004  
T. 212 213 8007

Consultant:  
**DESIMONE CONSULTING ENGINEERS**  
140 Broadway 25th Floor  
New York, NY 10005  
(212) 532-2211

**Cosentini Associates**  
Two Pennsylvania Plaza, 3rd Fl.  
New York, NY 10121  
(212) 615-3600

**Whitehall**  
11 Broadway, 17th Floor  
New York, NY 10004  
(212) 908-4940

DOB STAMPS & SIGNATURES:

DWG TITLE: PARTITION SCHEDULE

SEAL & SIGNATURE: \_\_\_\_\_ DATE: 01/18/2017


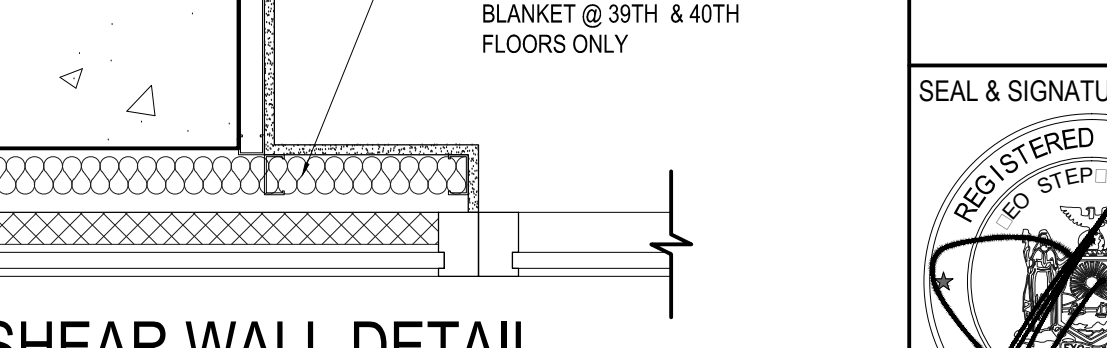
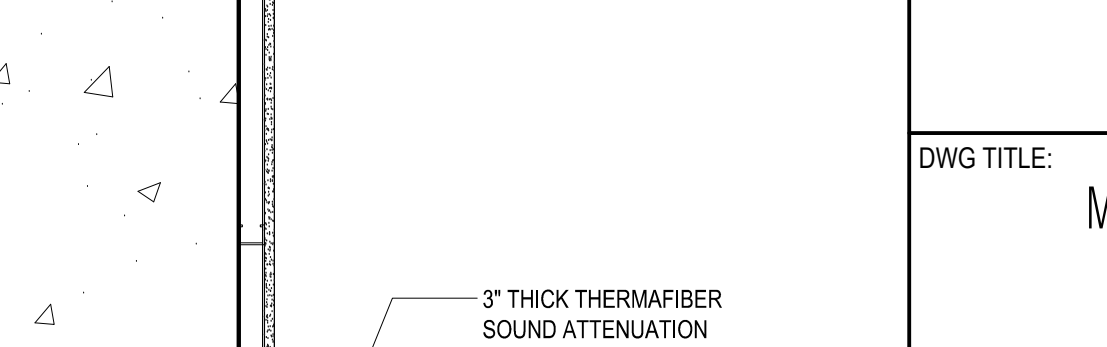
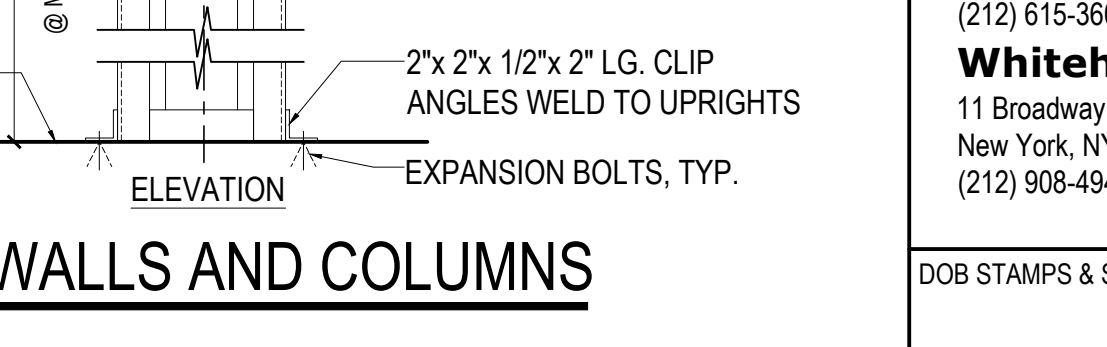
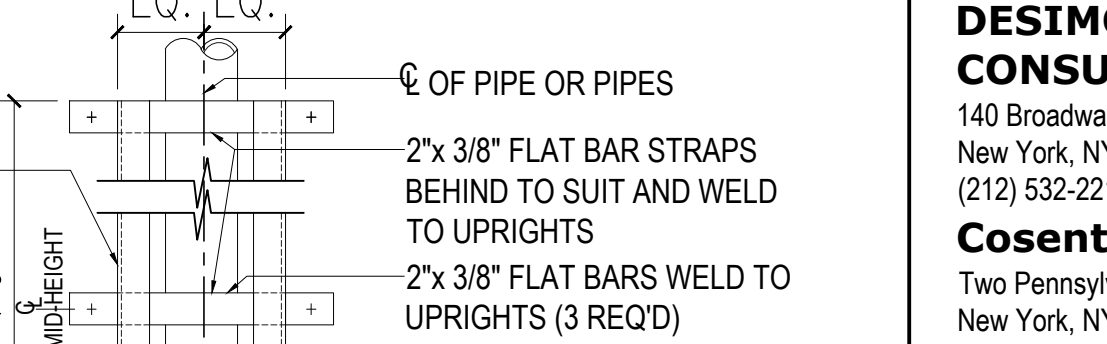

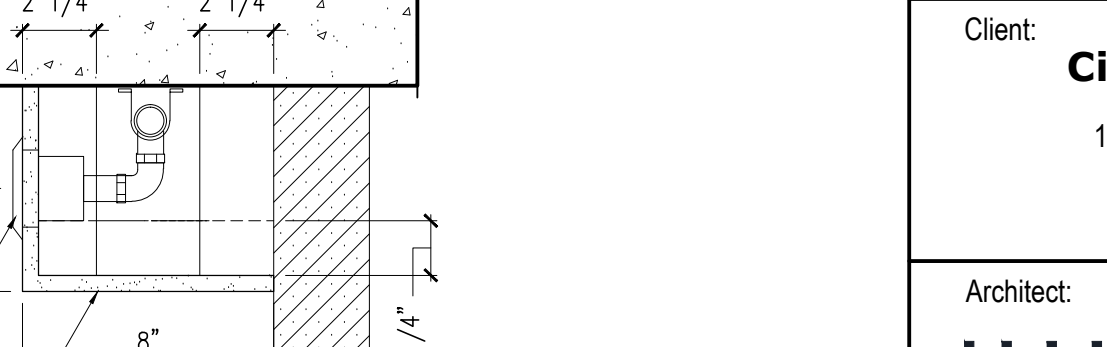
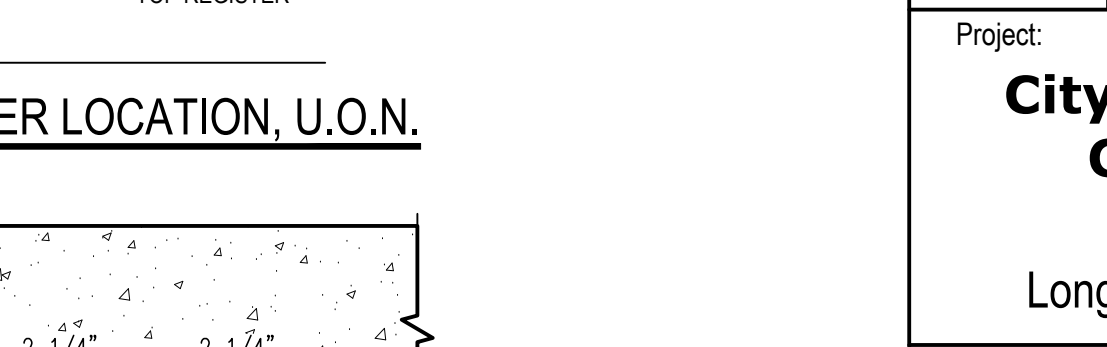
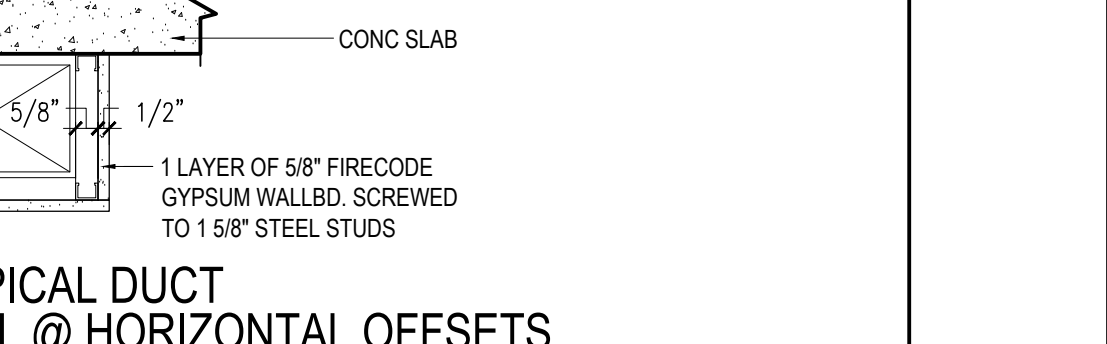

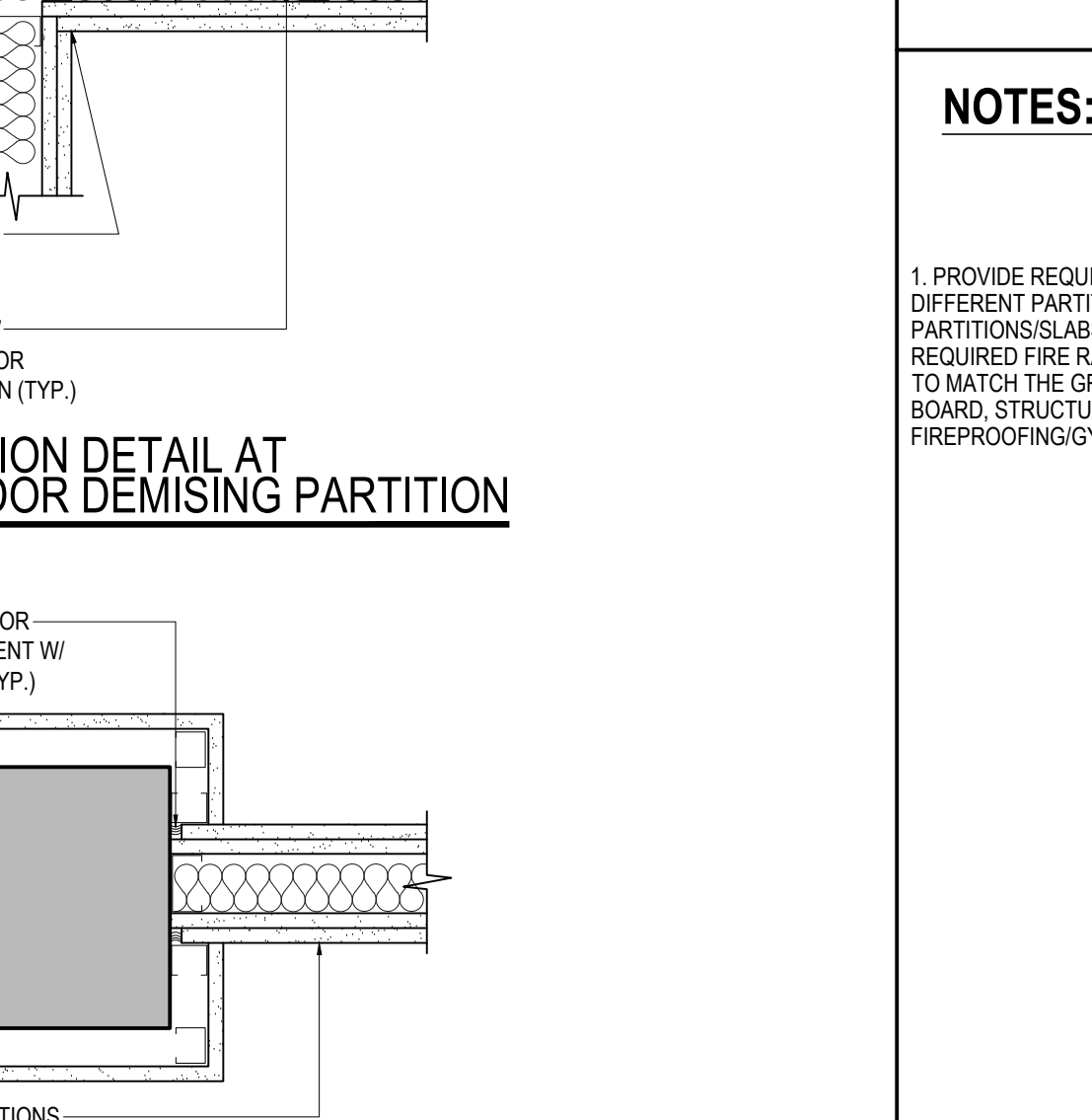
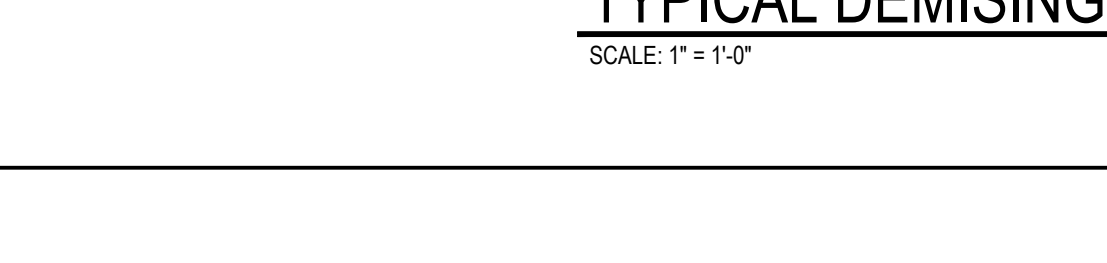
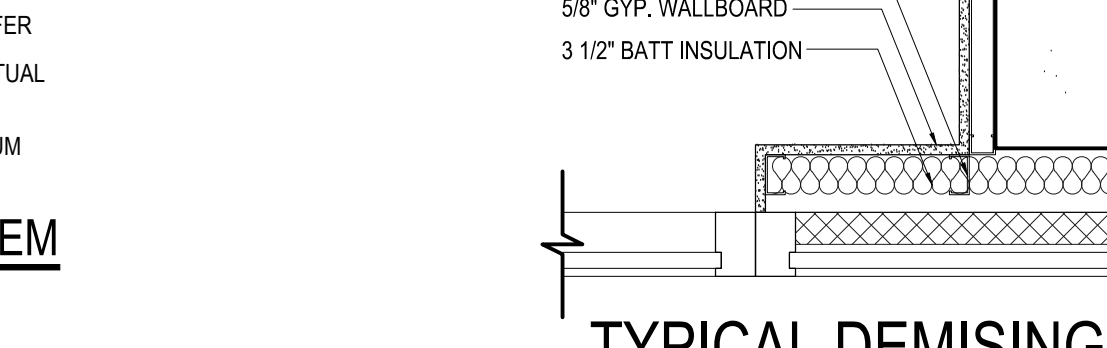


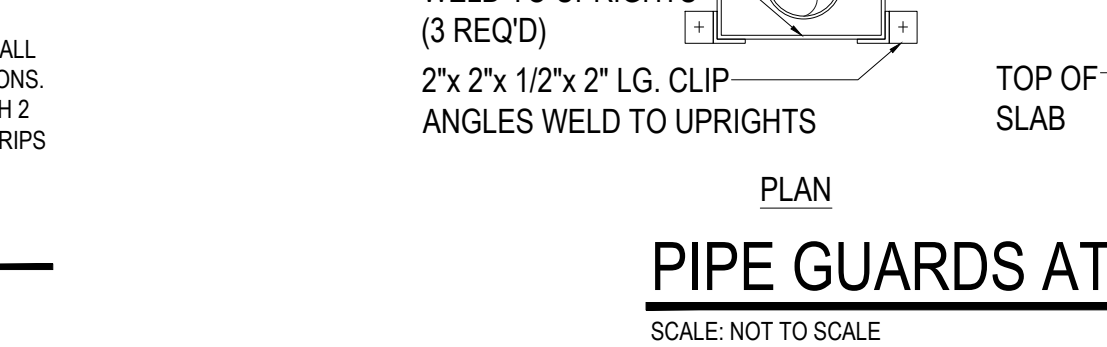
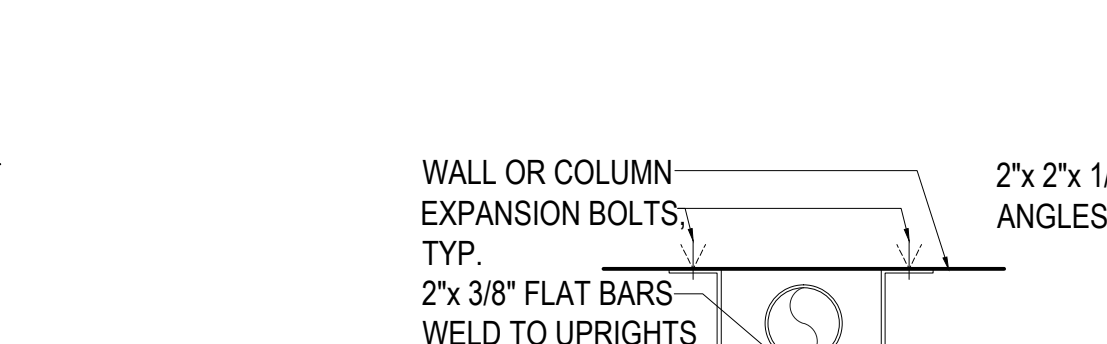



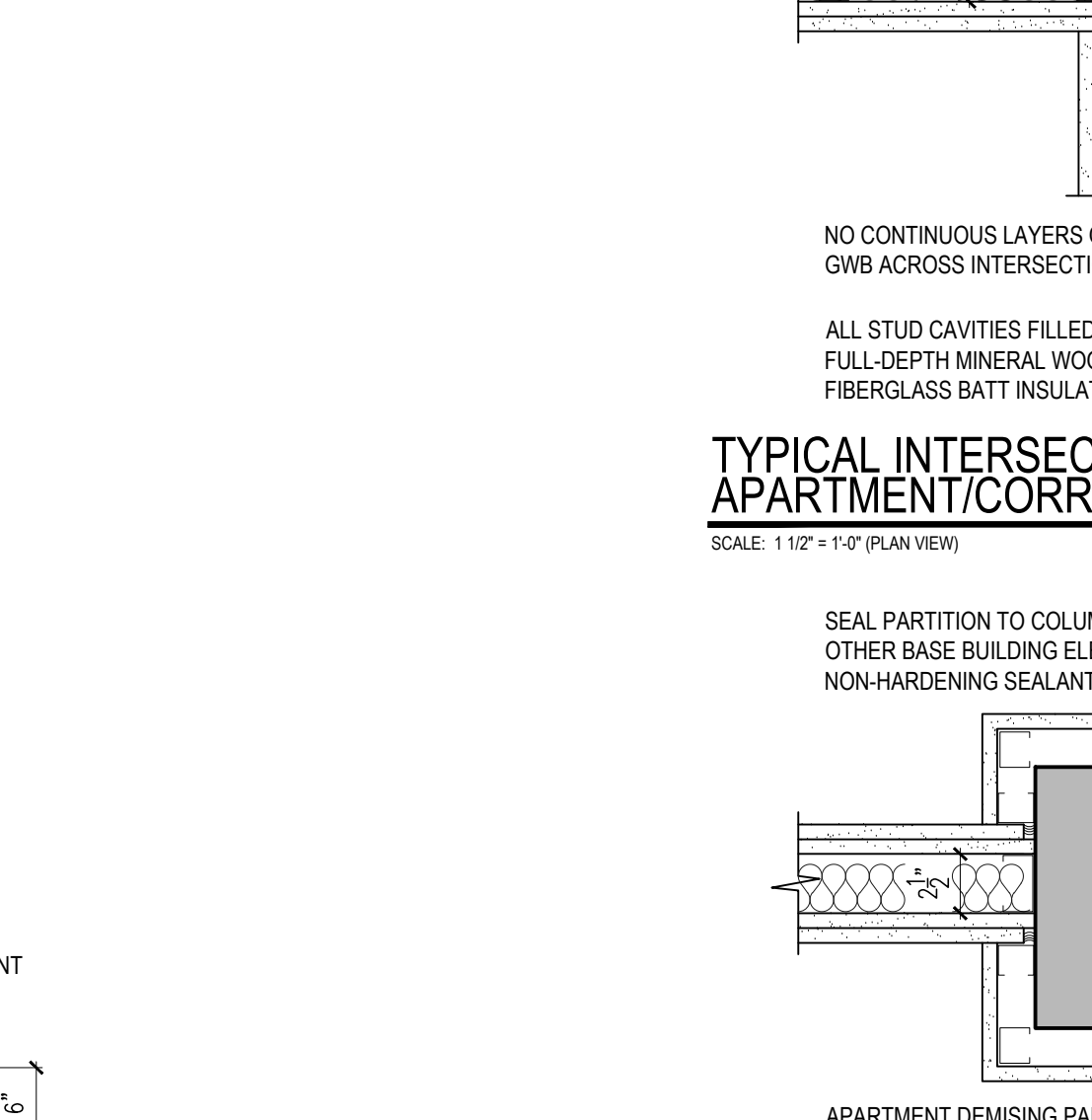

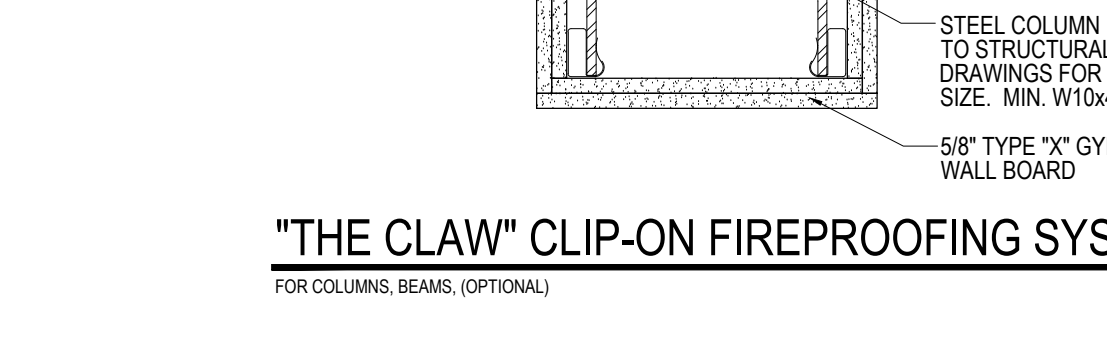
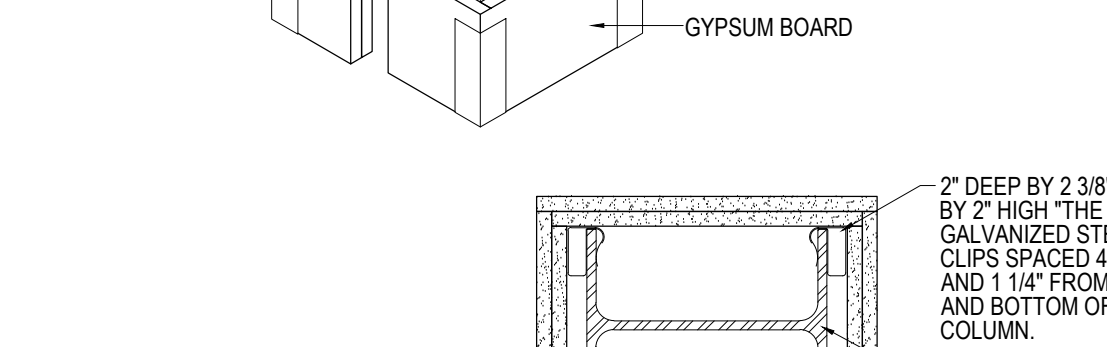
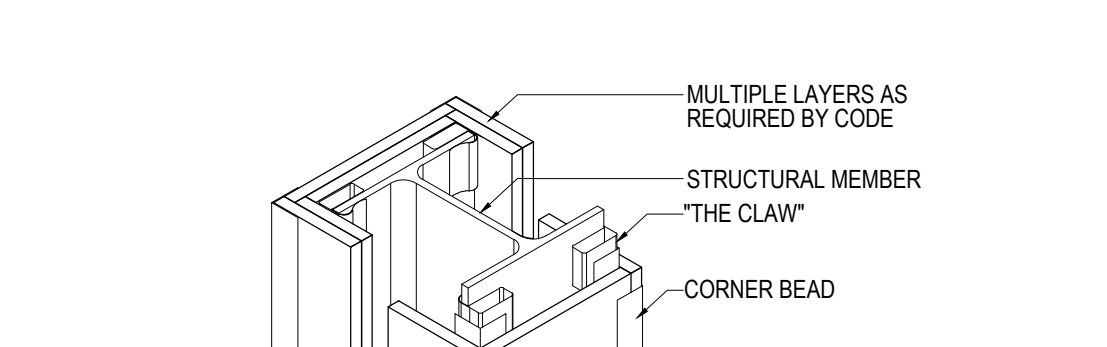
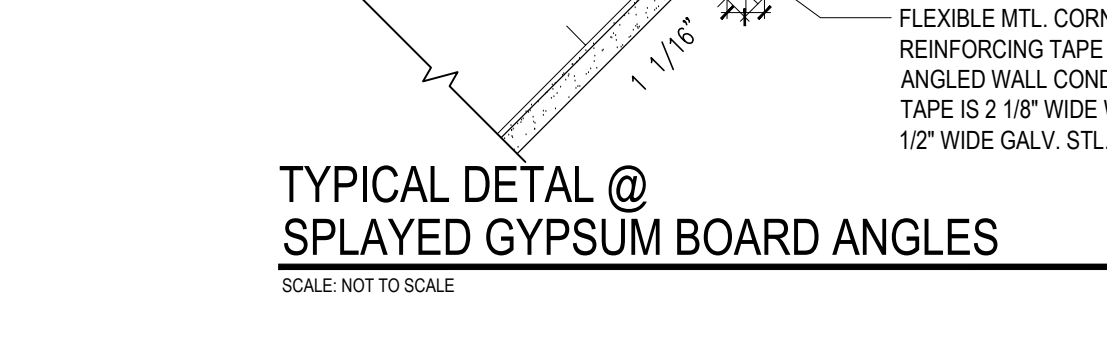
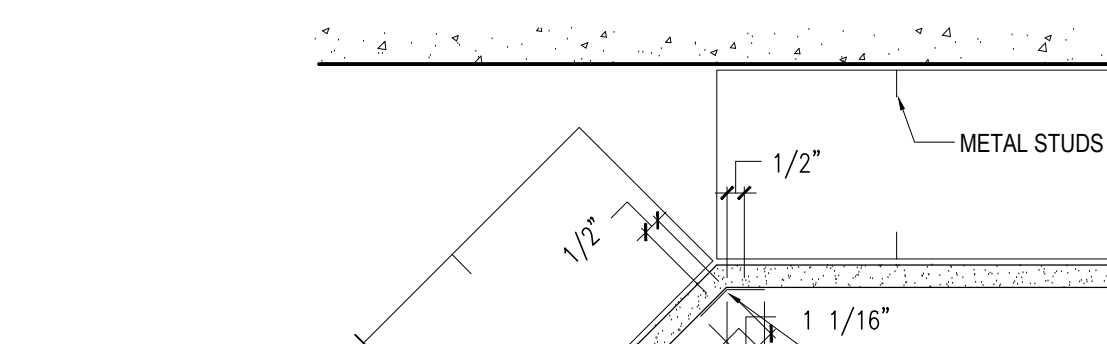
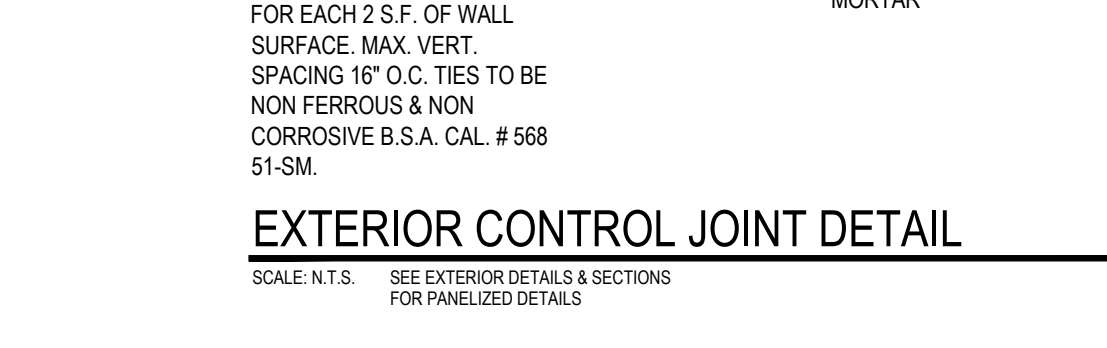
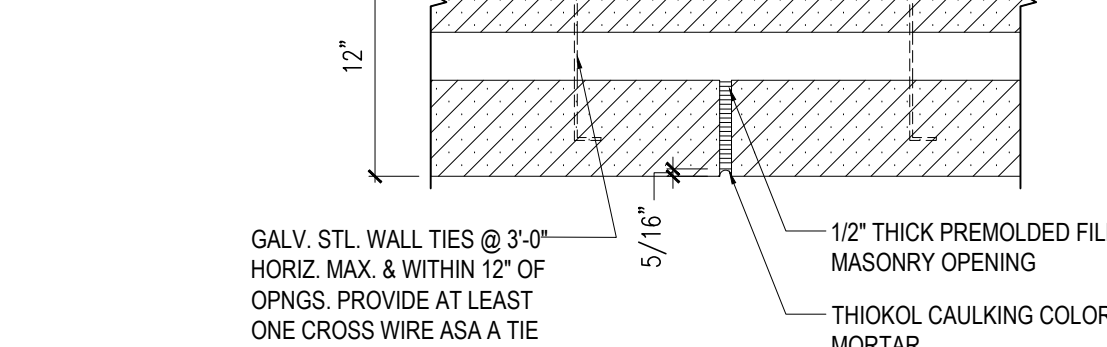
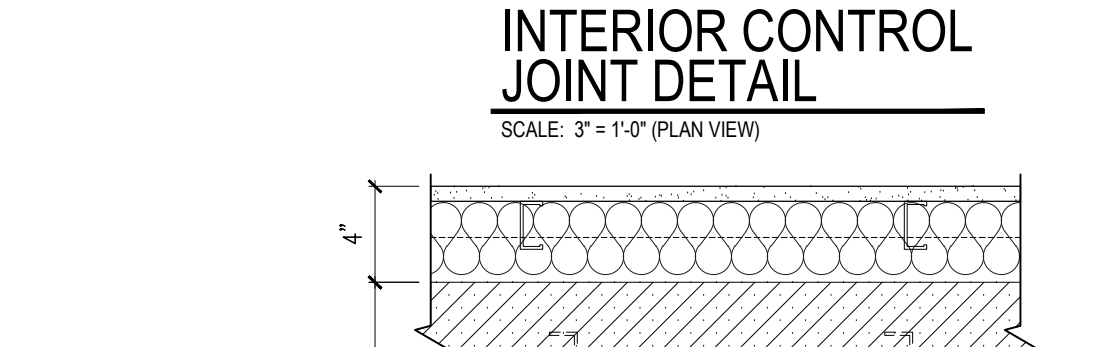
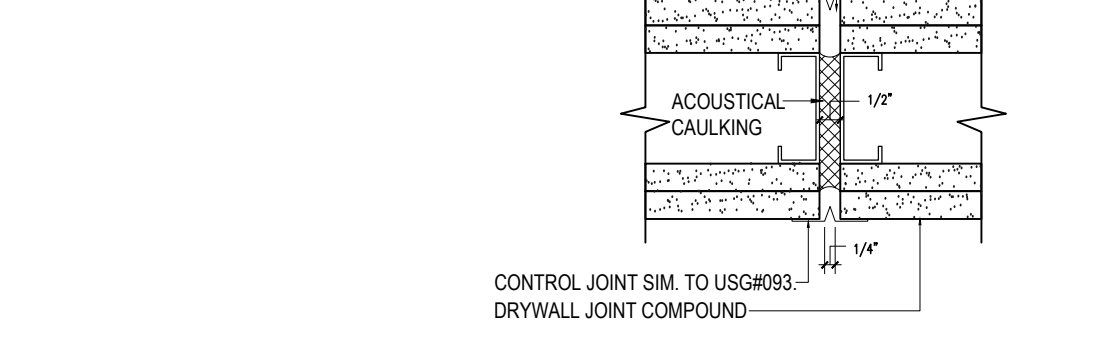
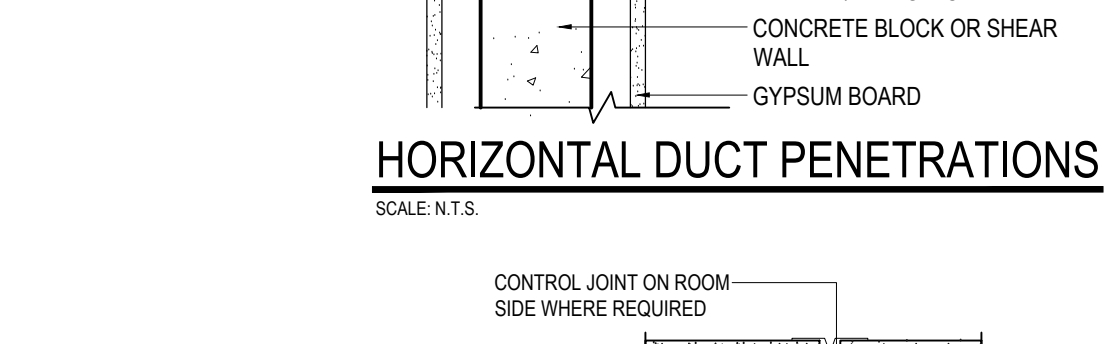
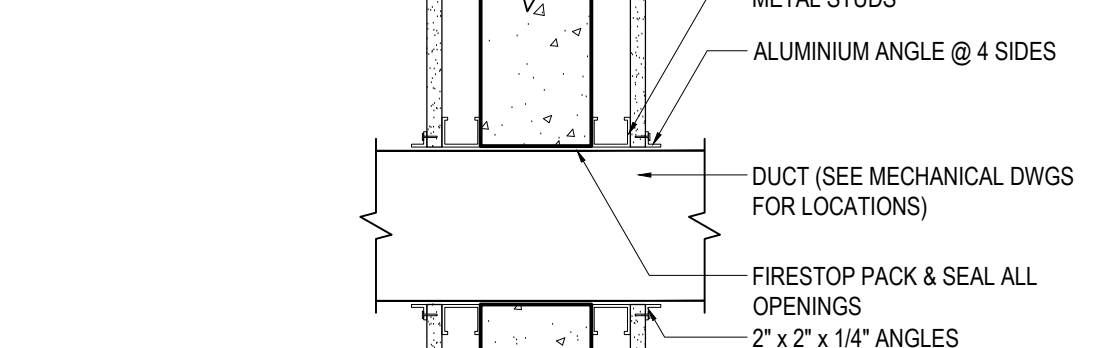
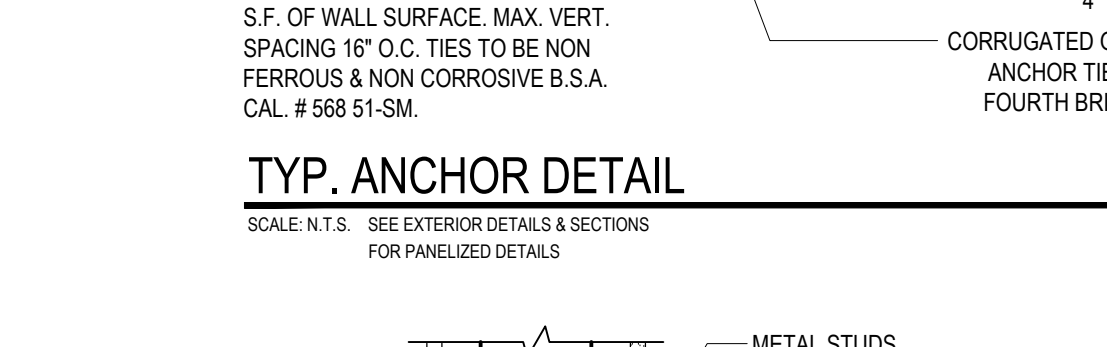
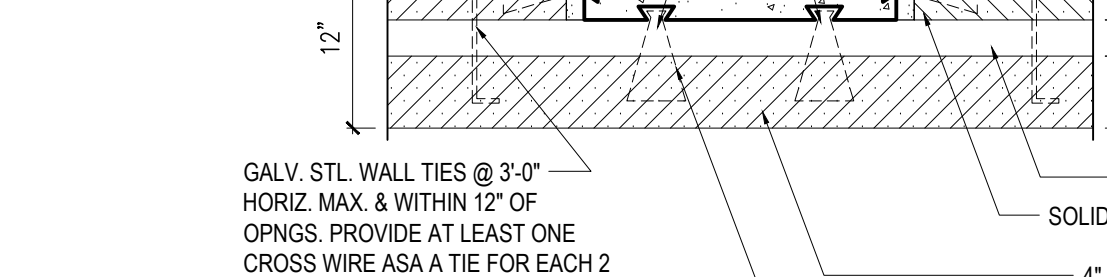
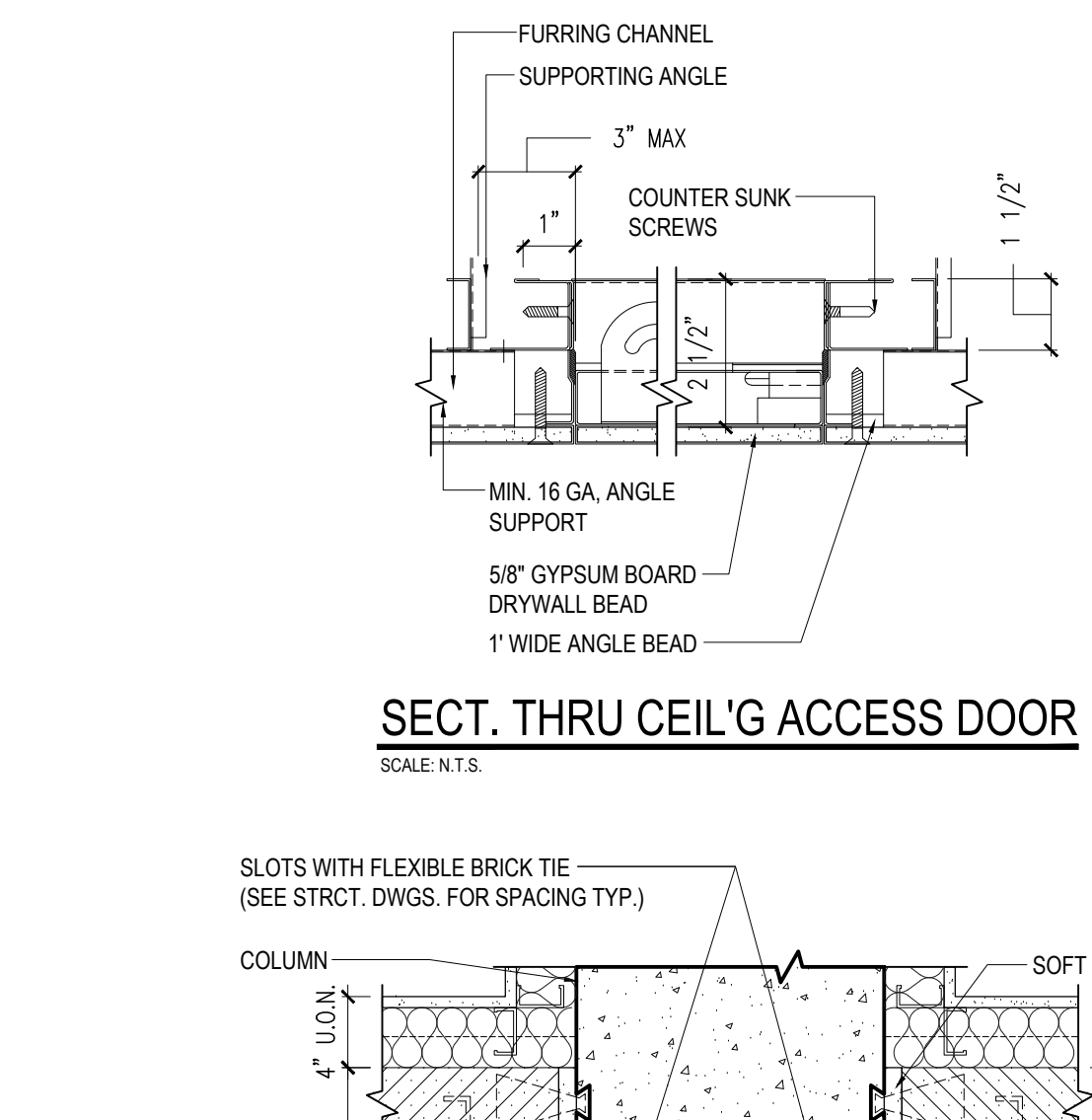

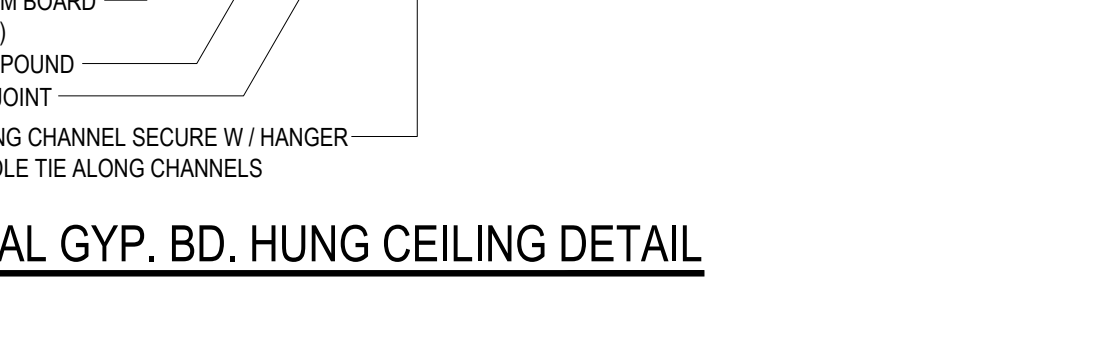
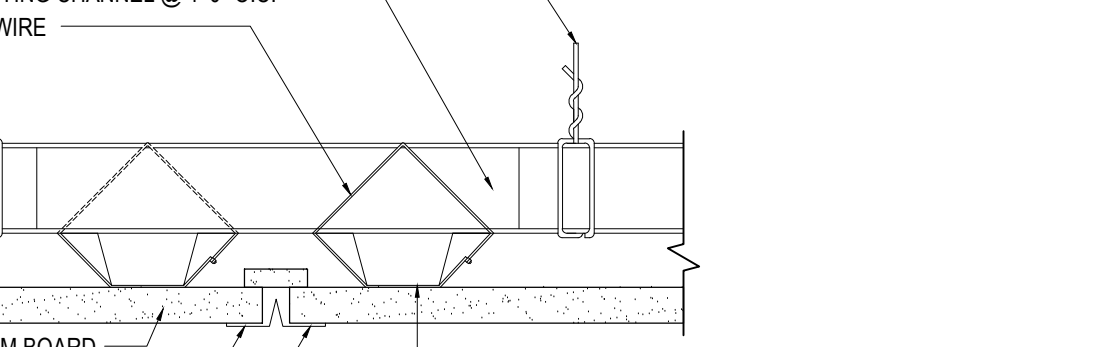
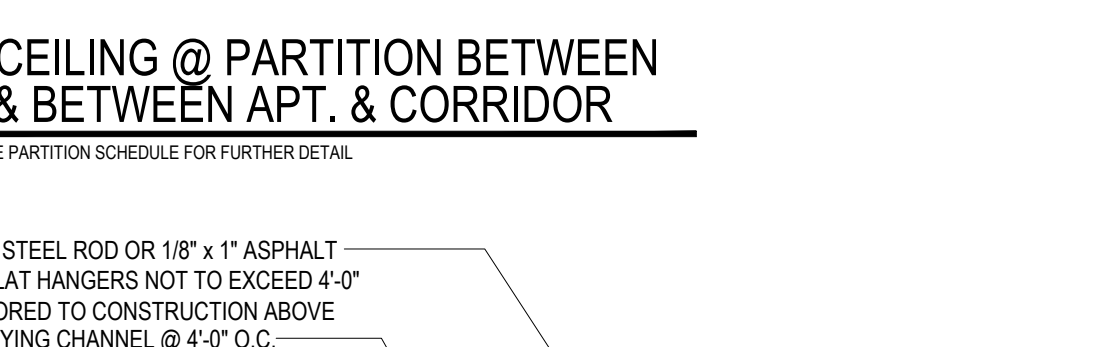
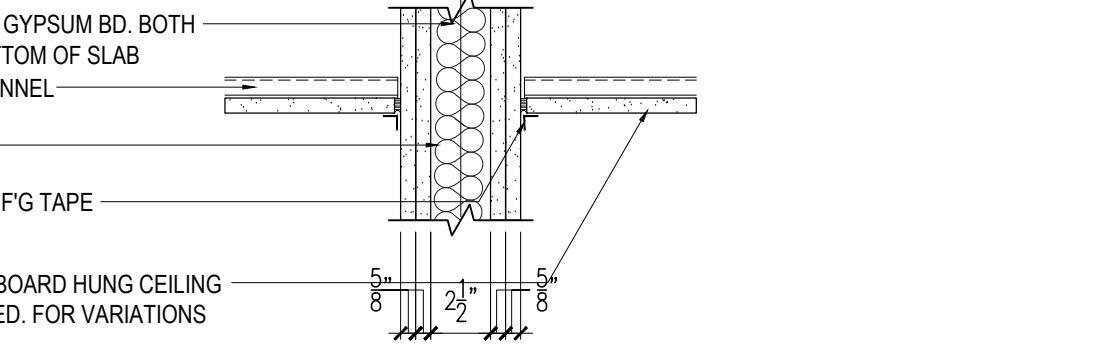
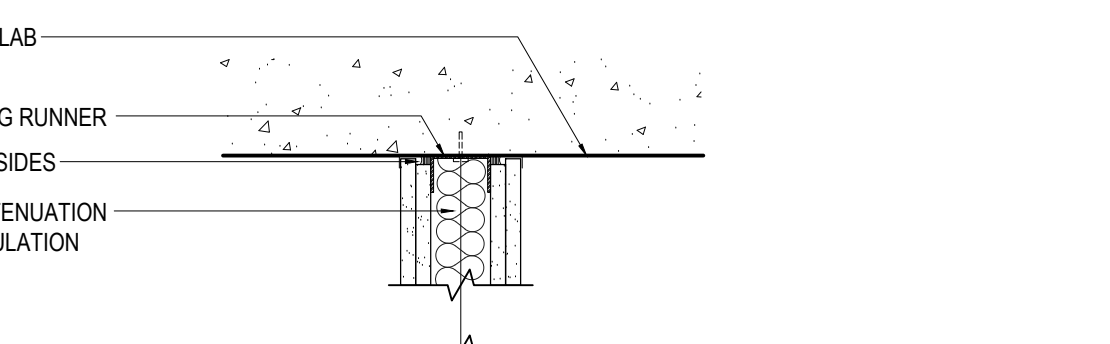
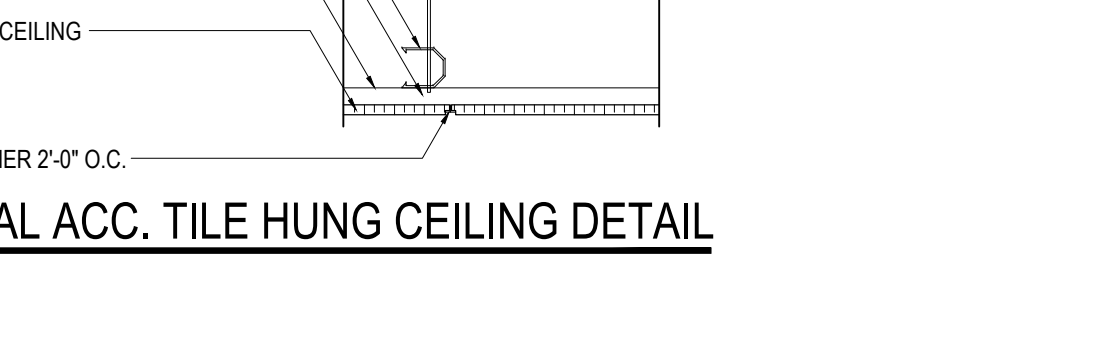
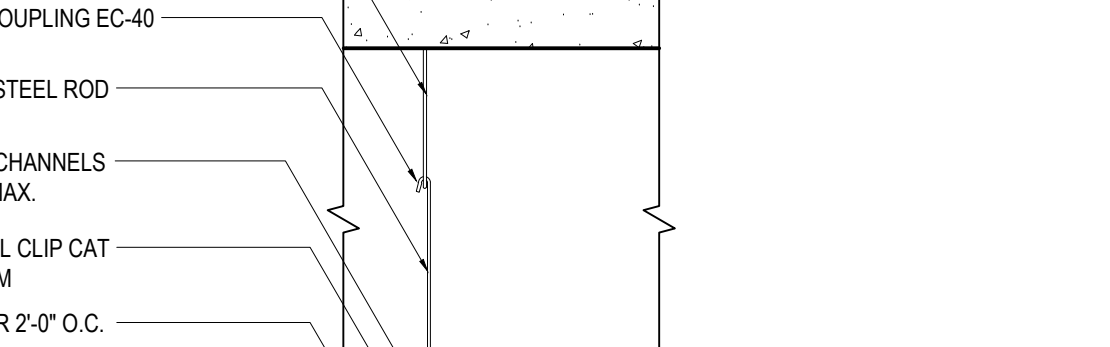
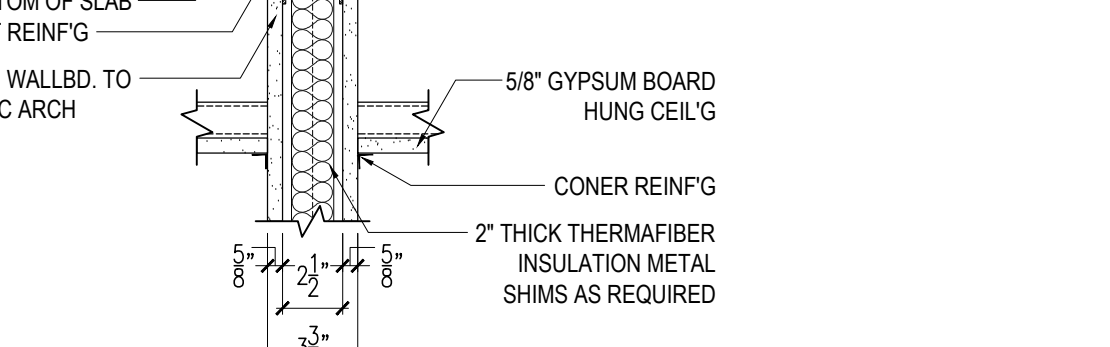
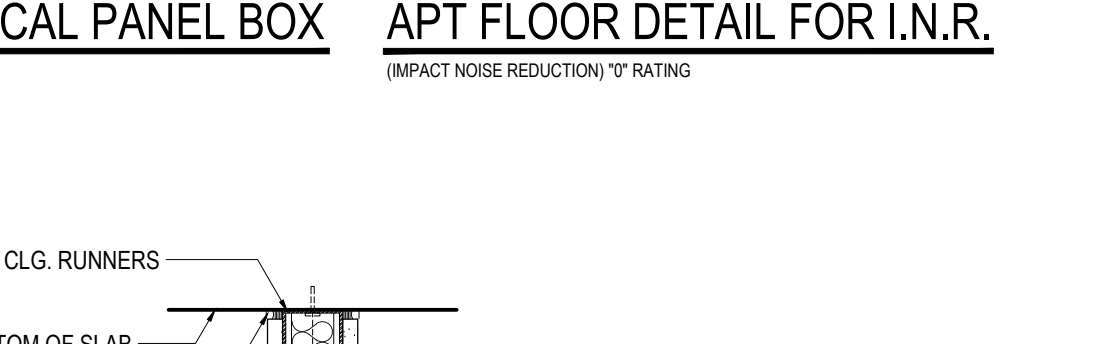
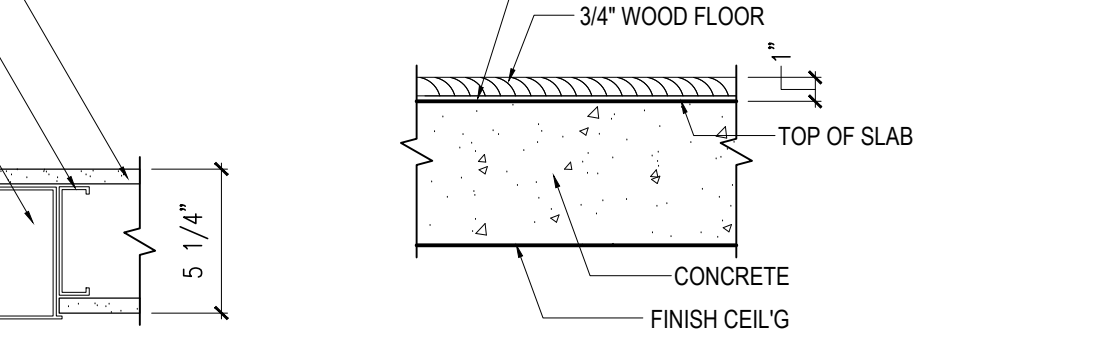
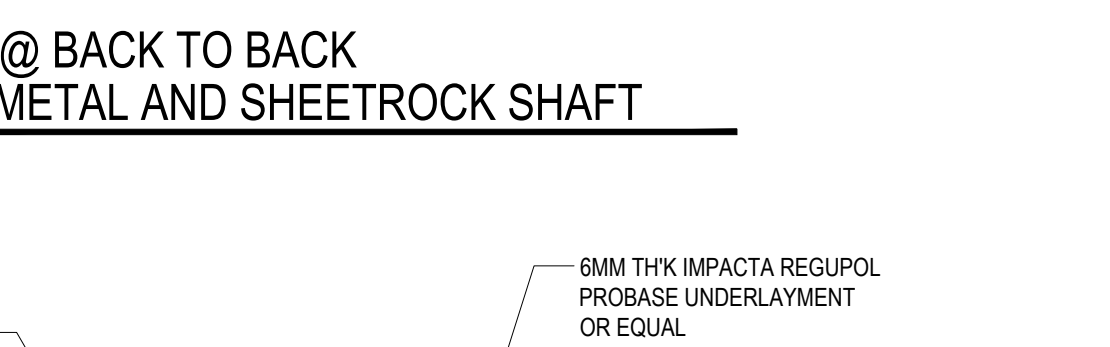
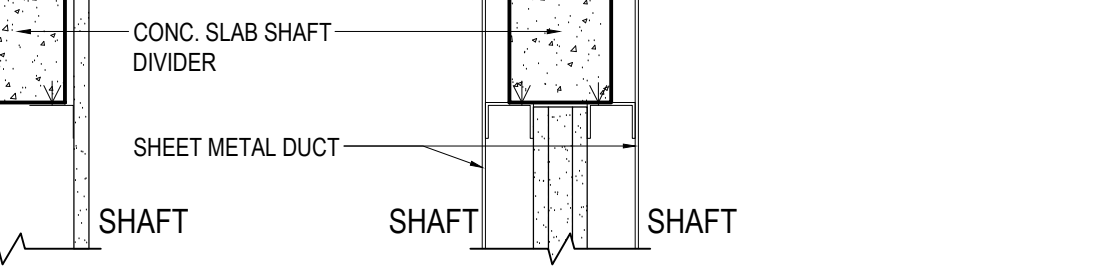
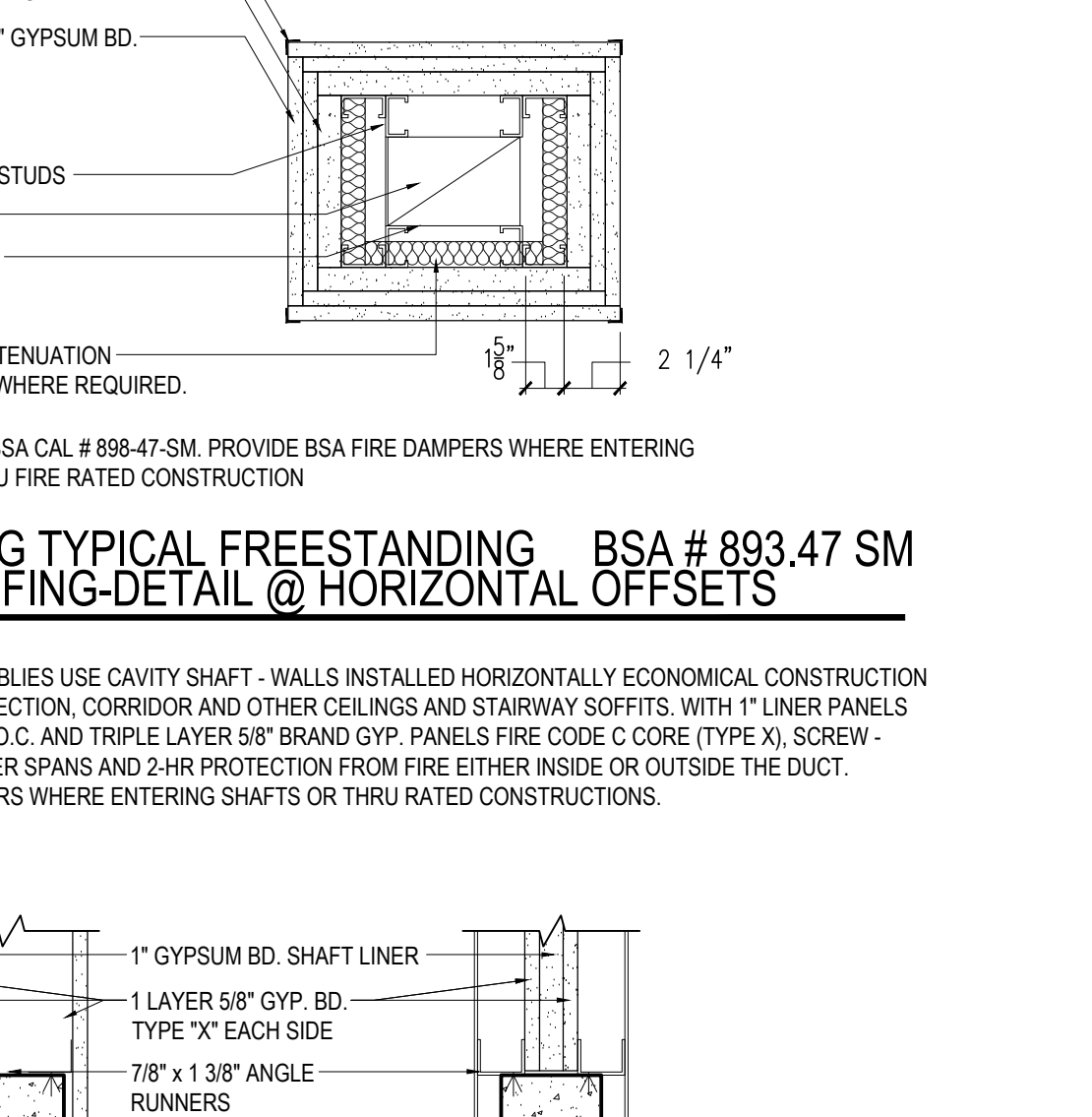


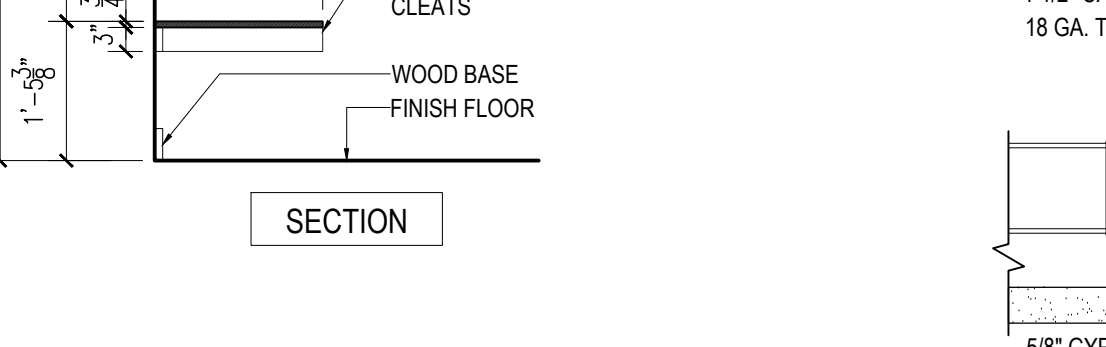
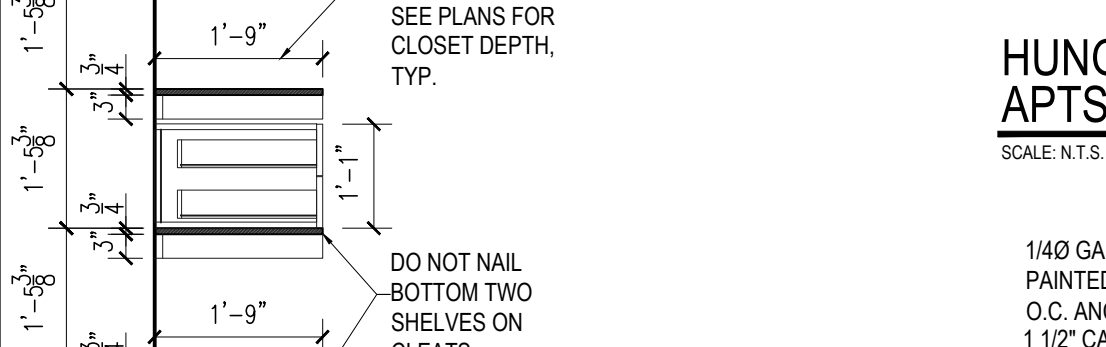
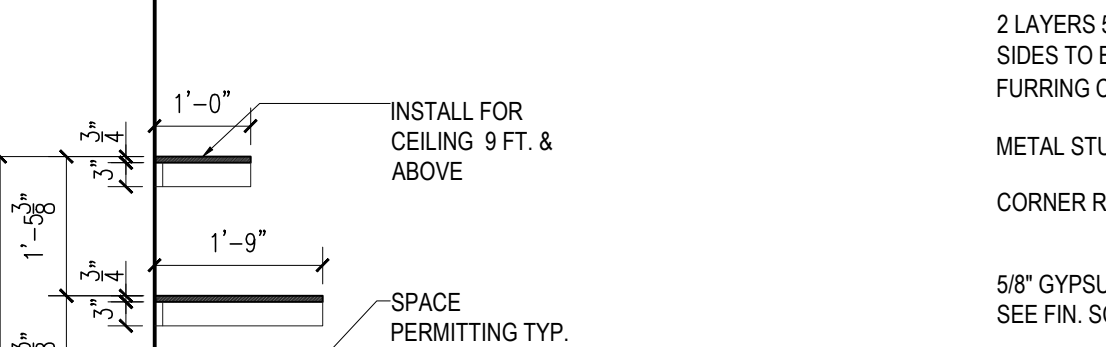
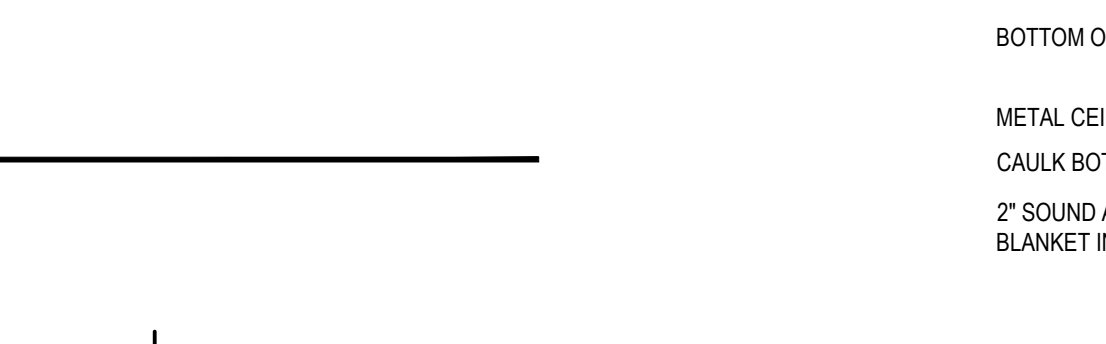
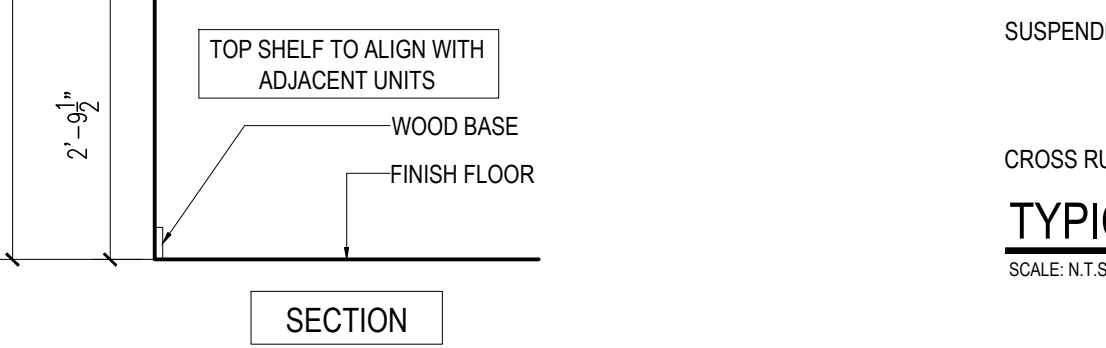
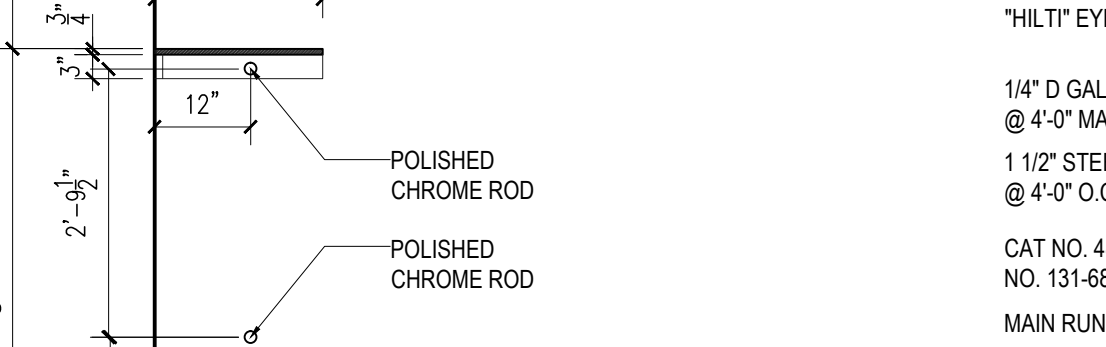
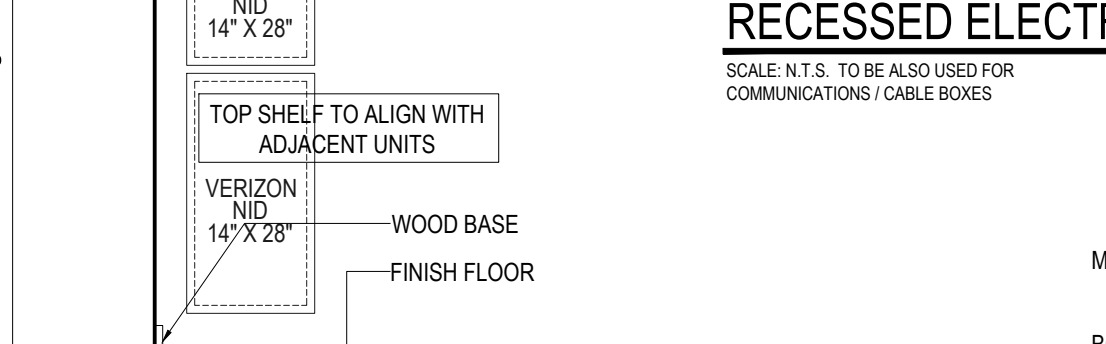
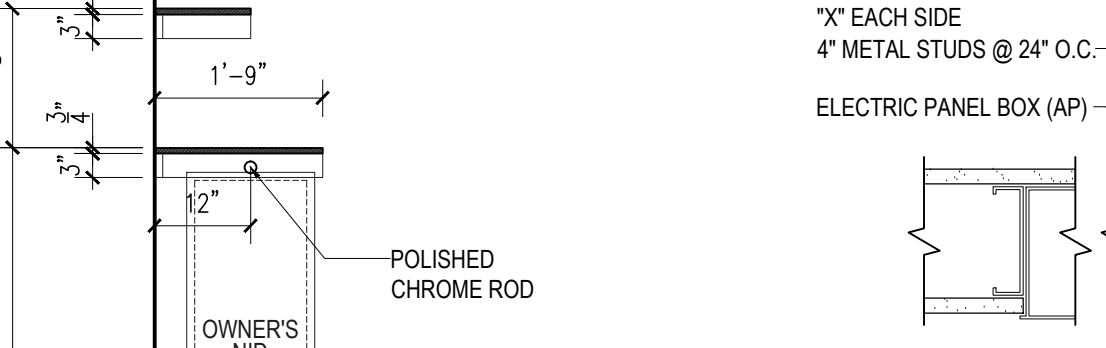
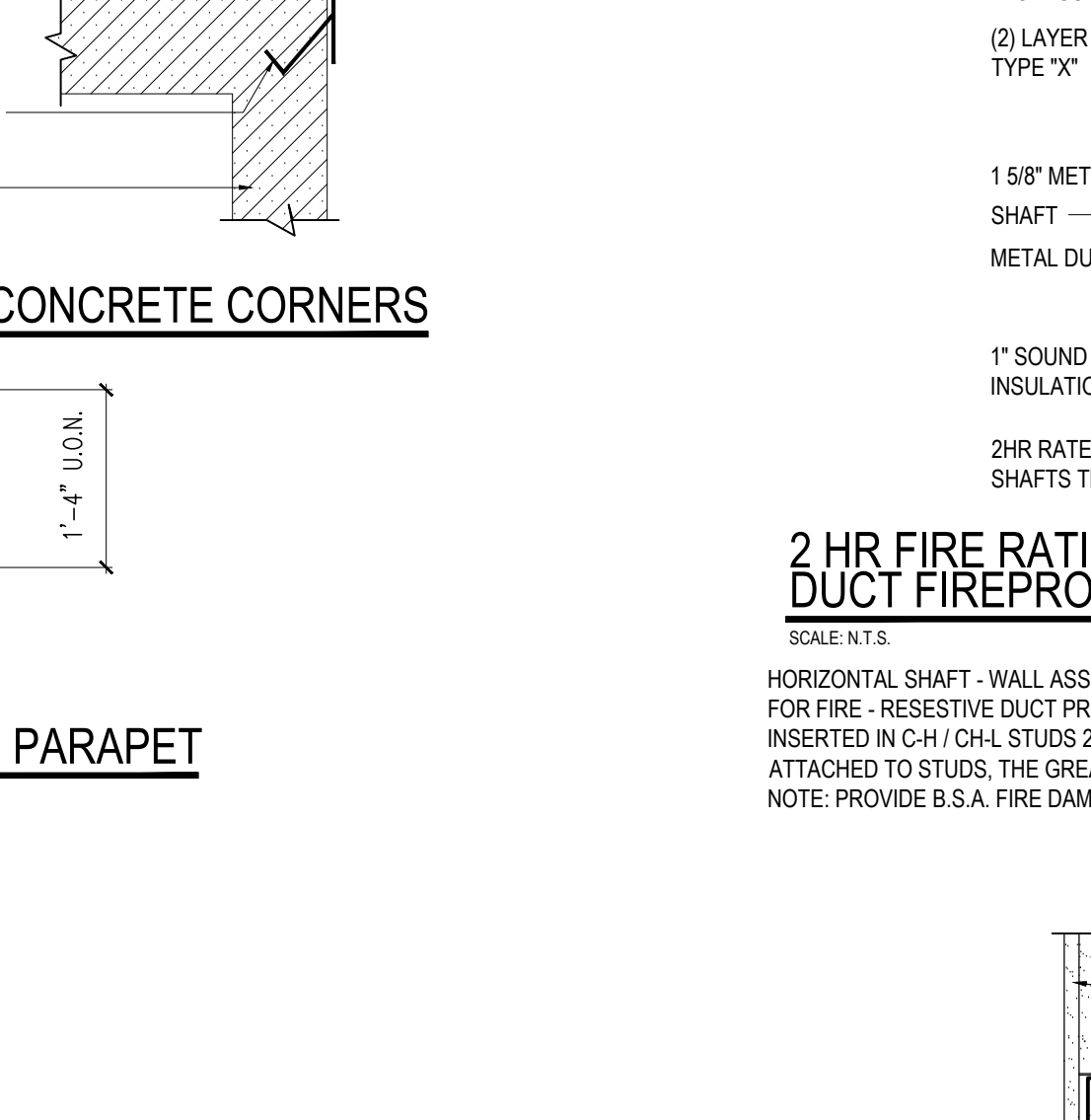
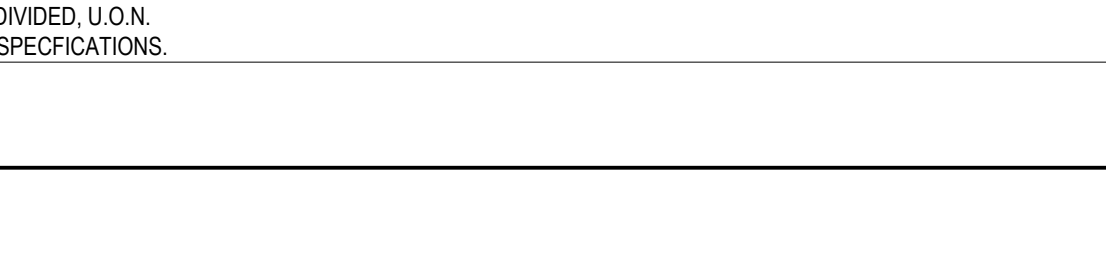
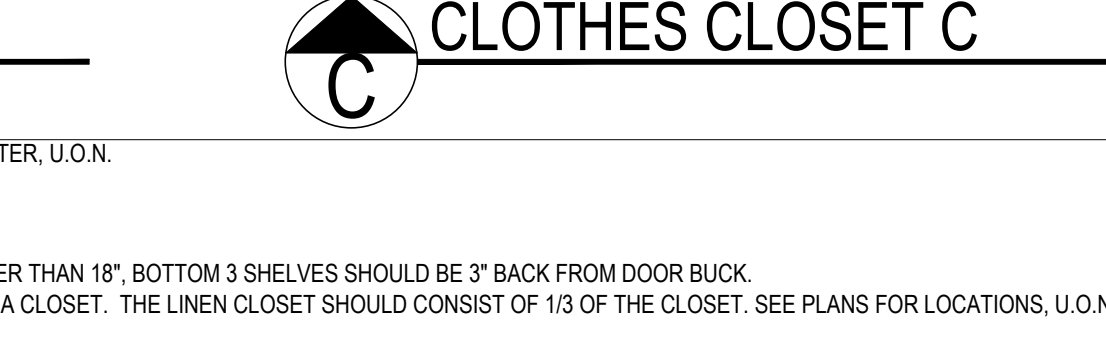
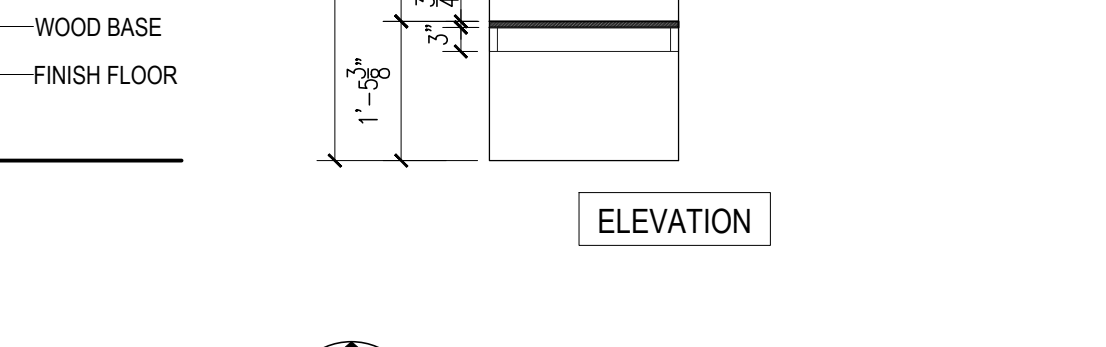
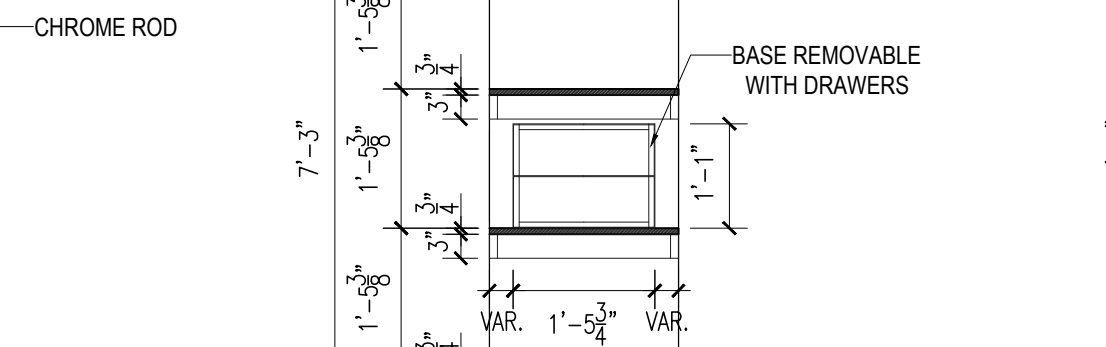
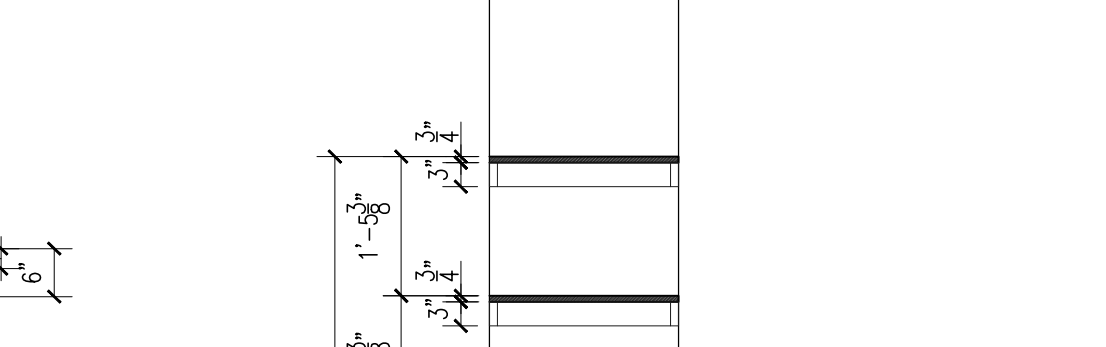
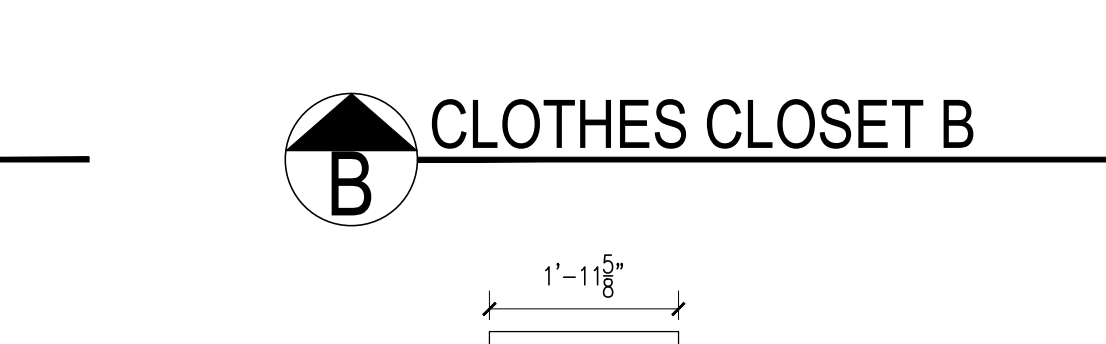
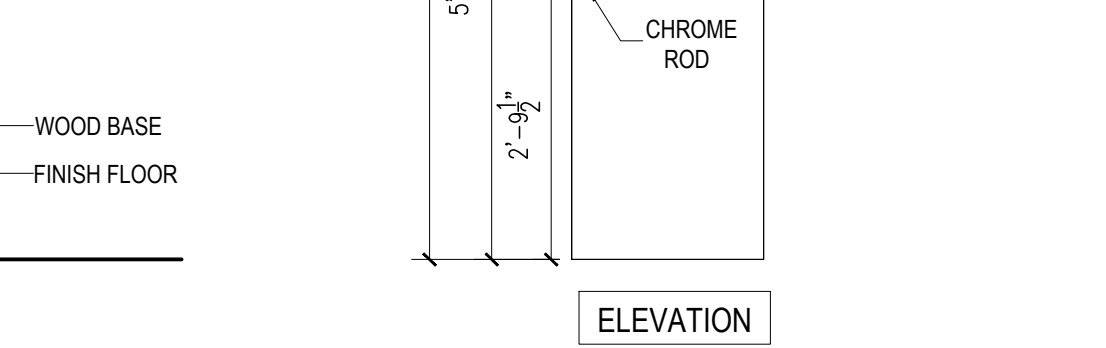
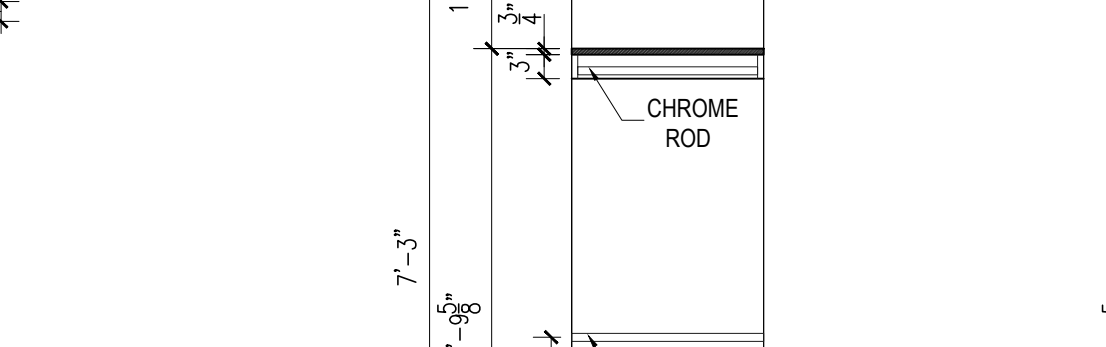
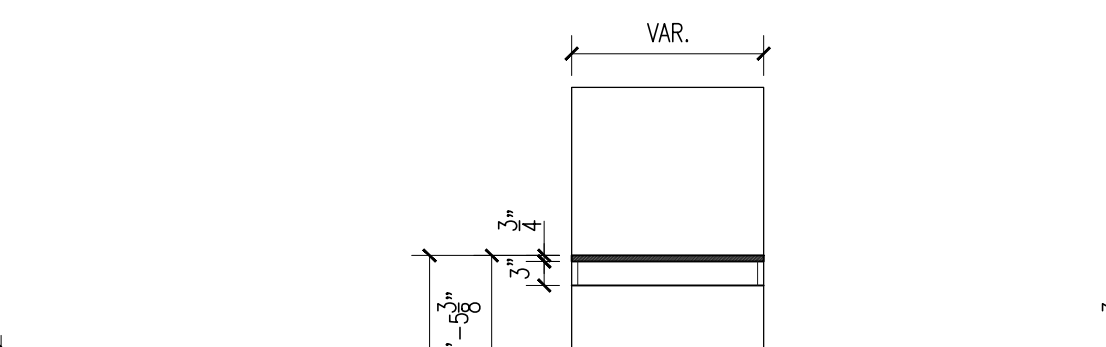
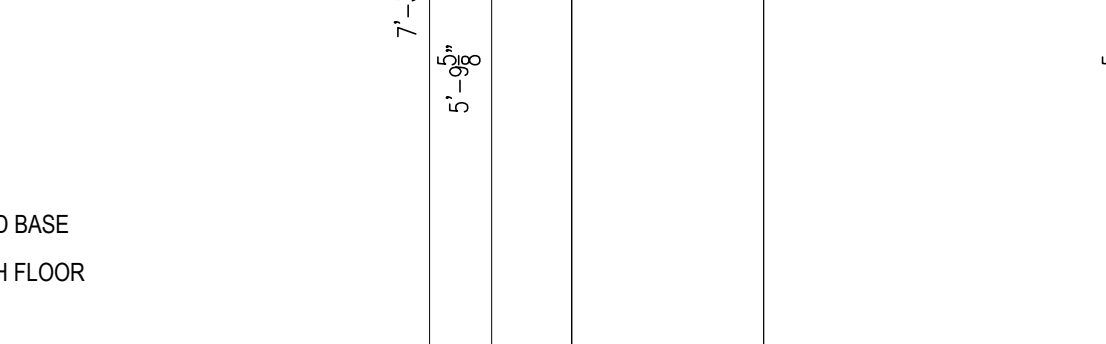
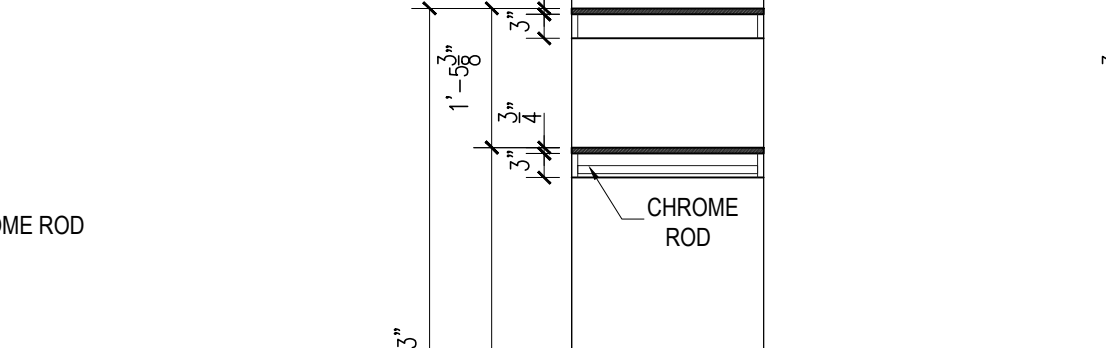
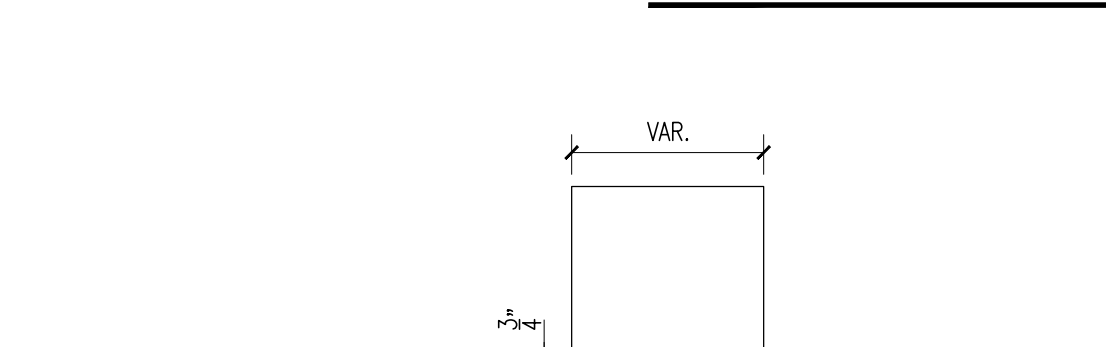
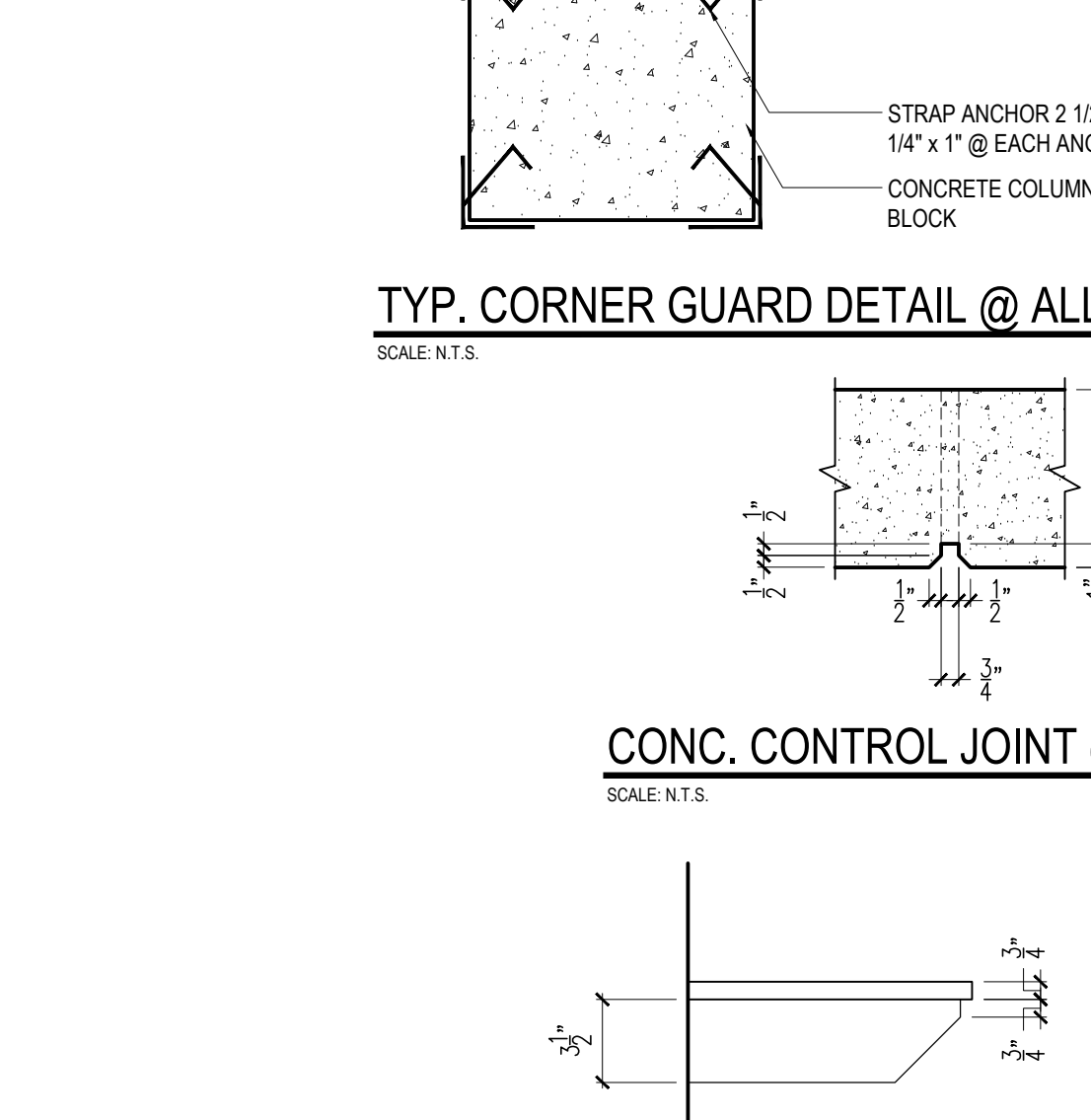
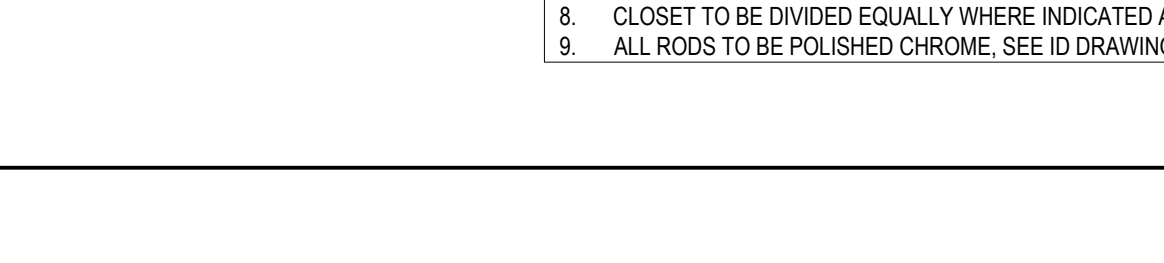
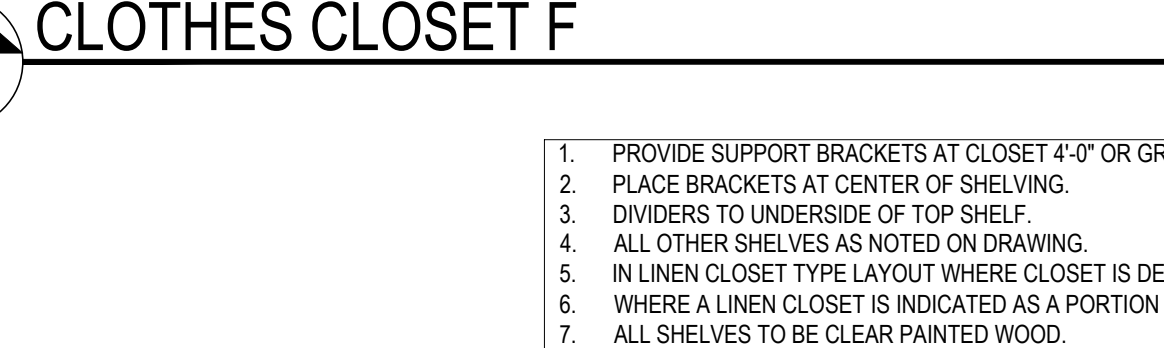
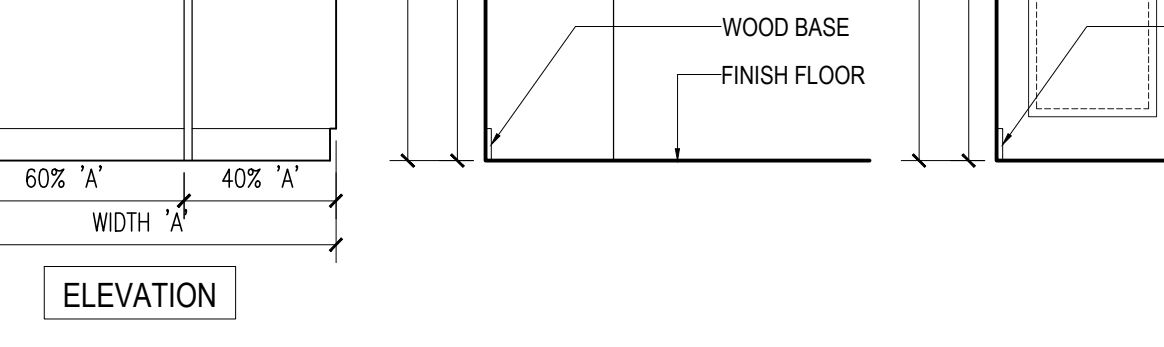
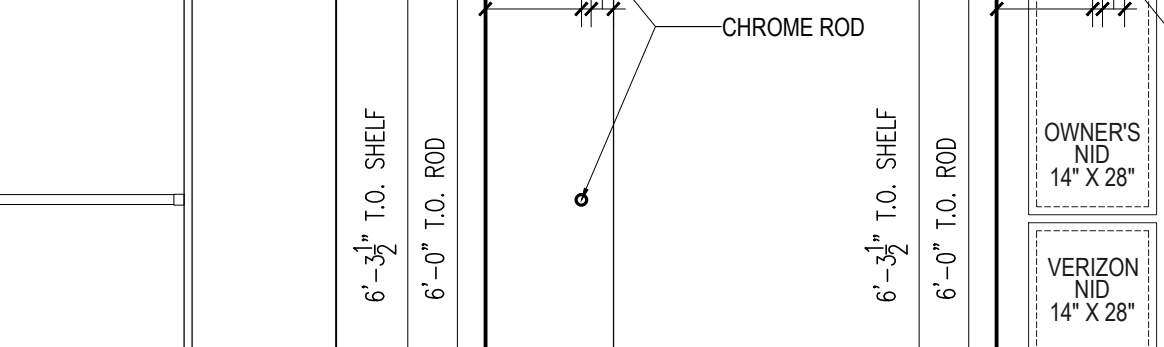
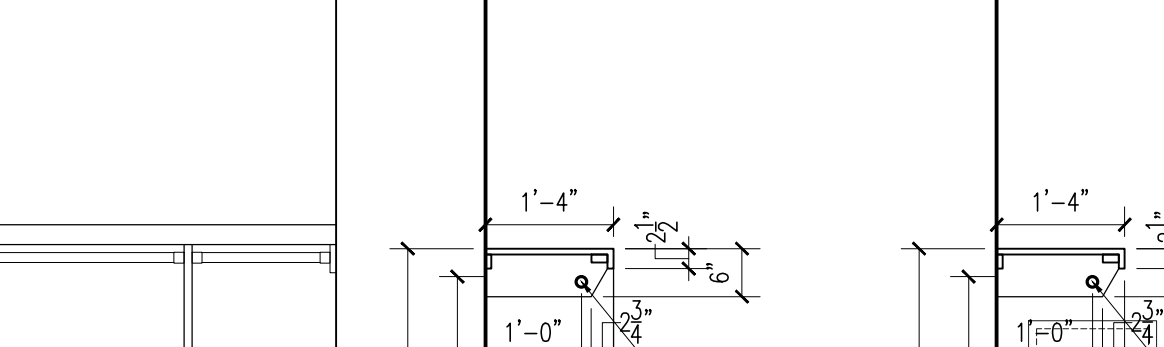
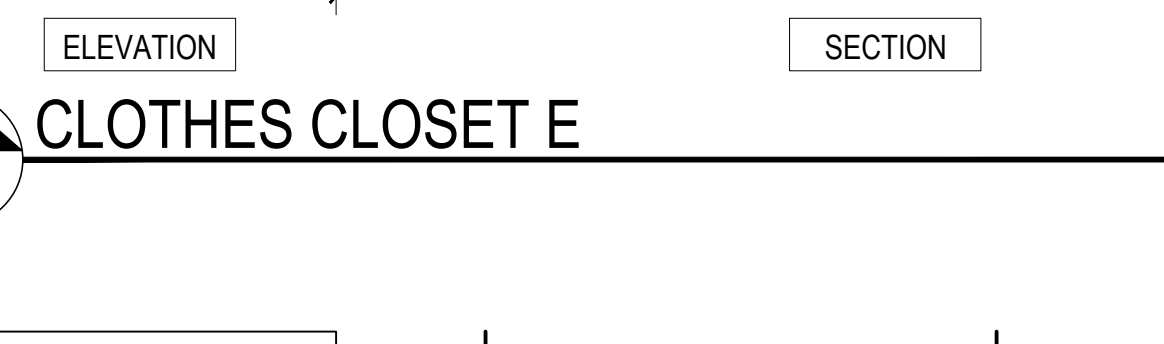
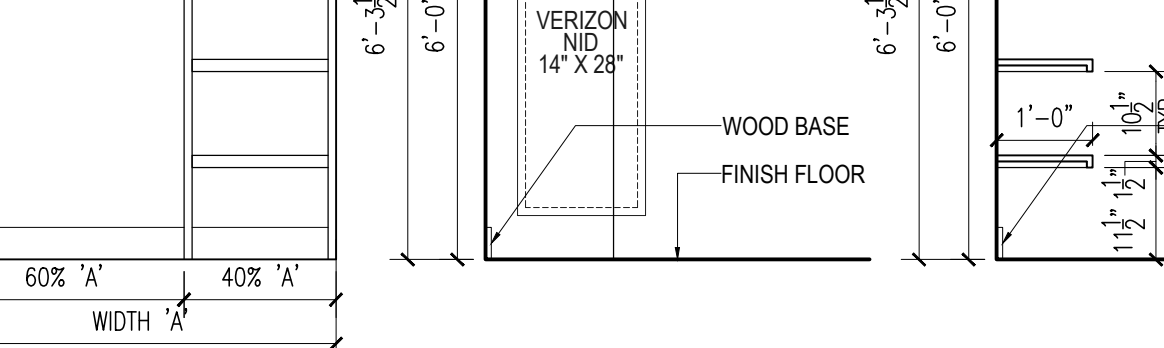
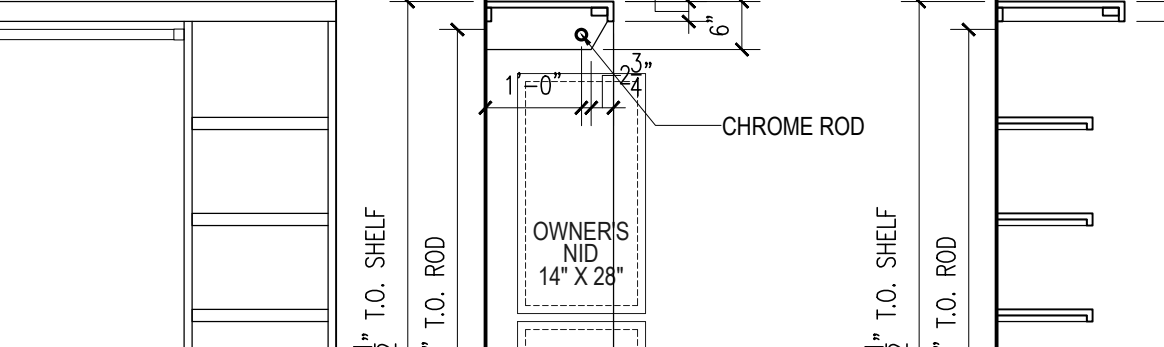
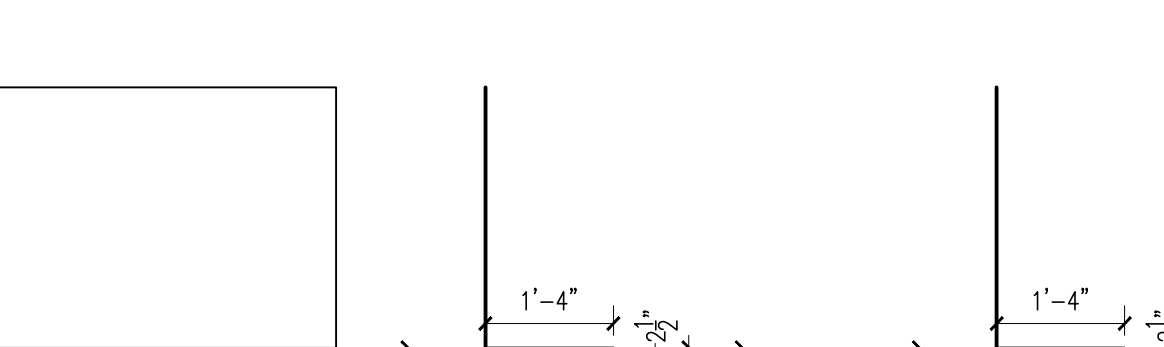
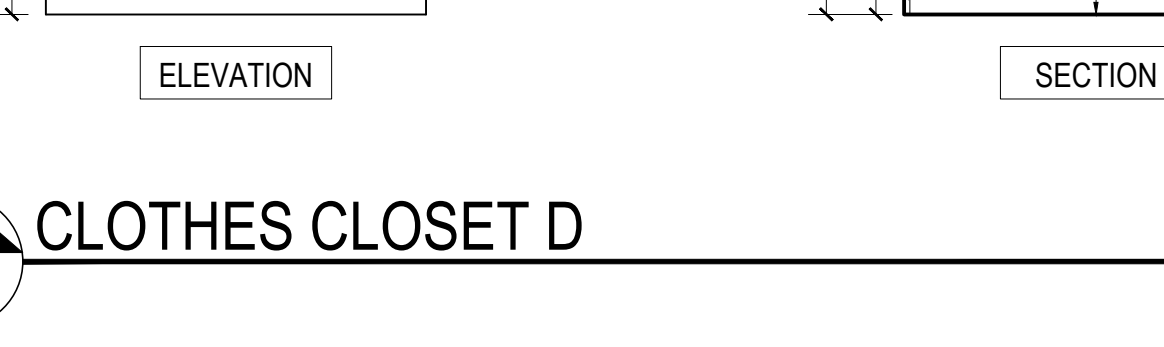
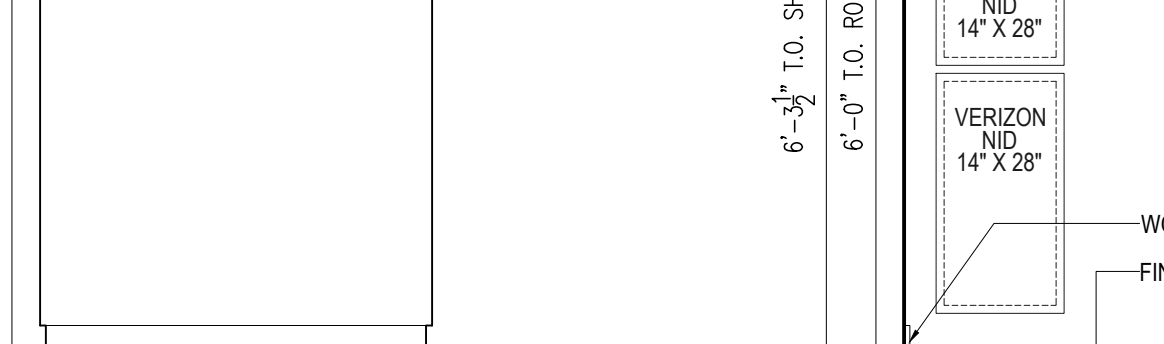
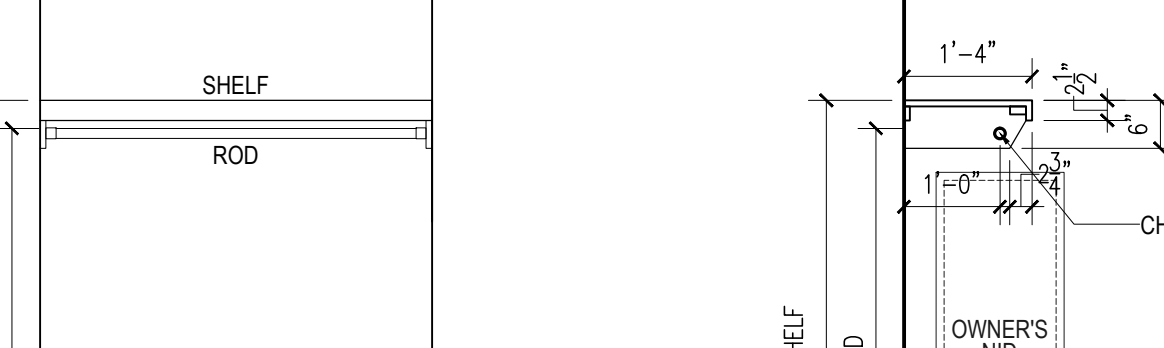

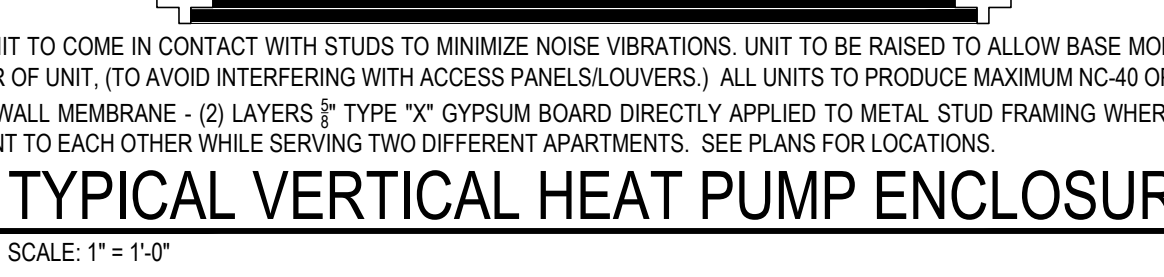
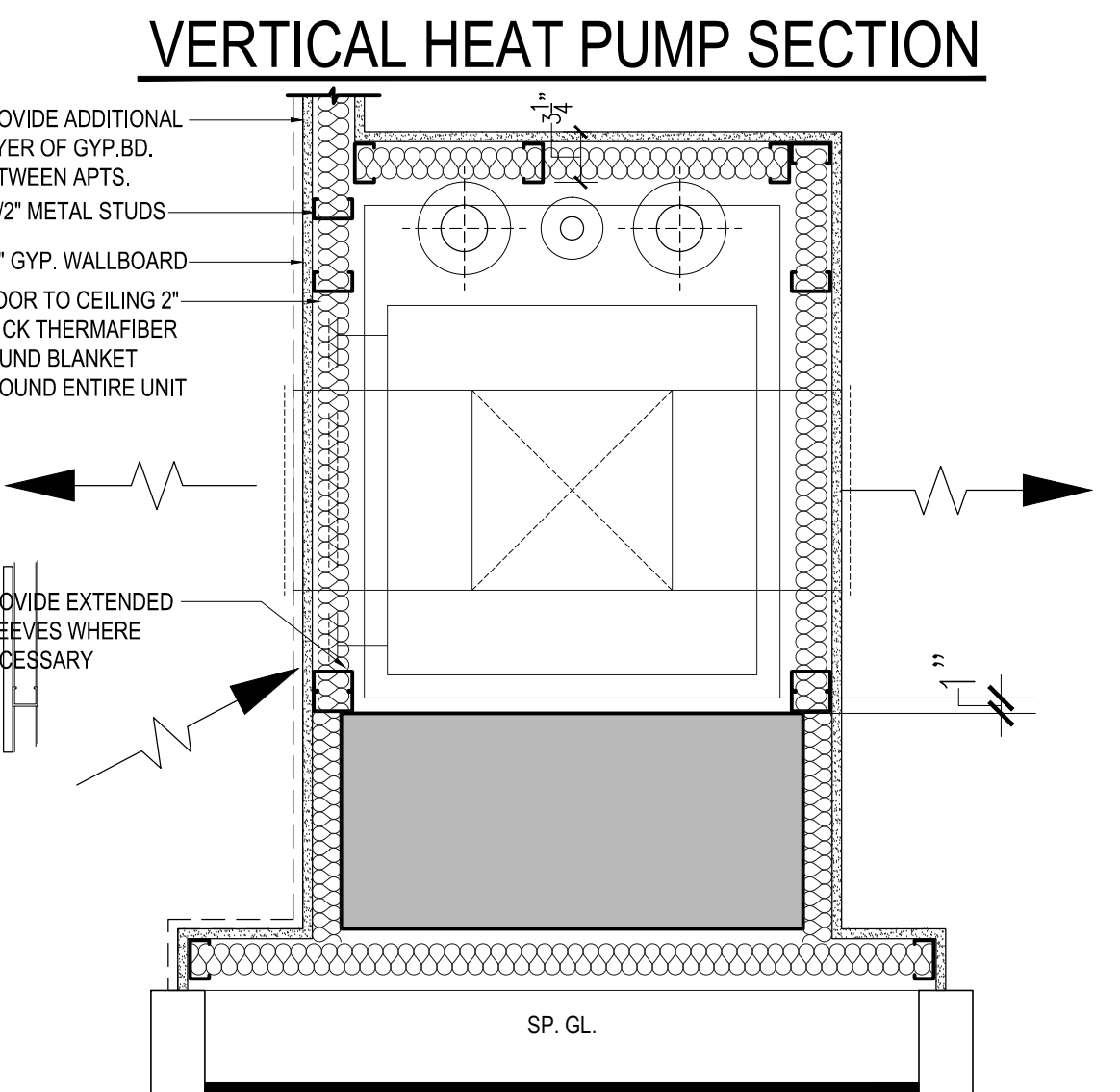


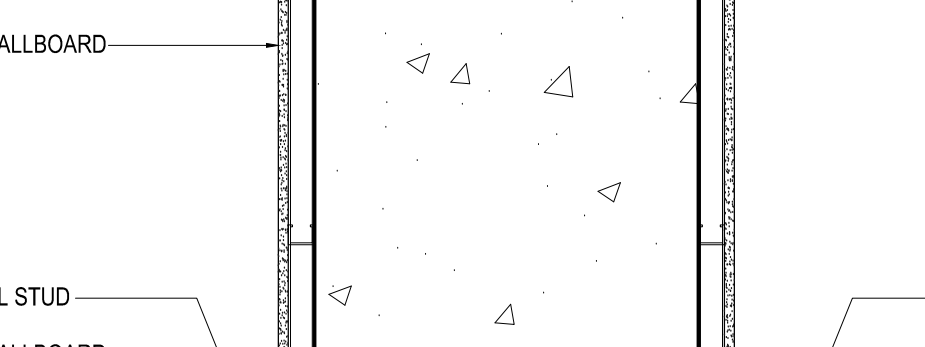
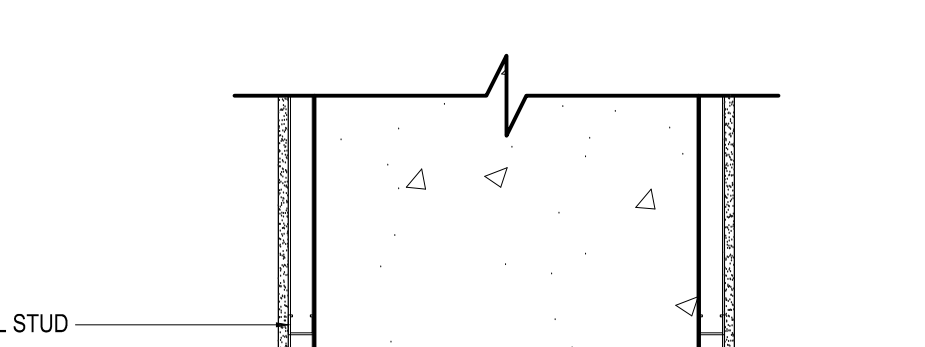
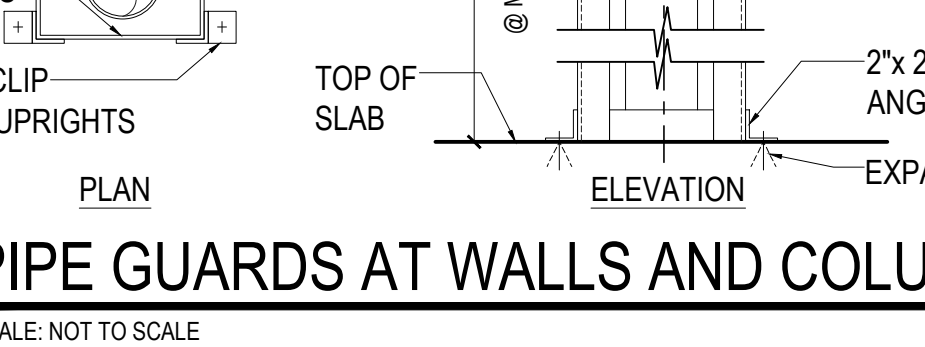
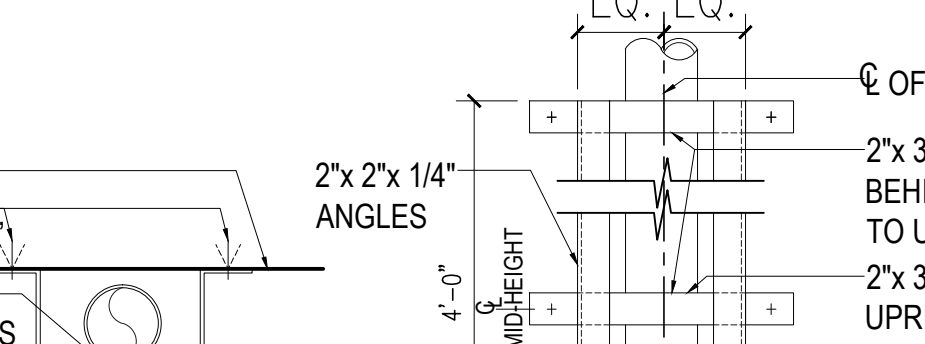
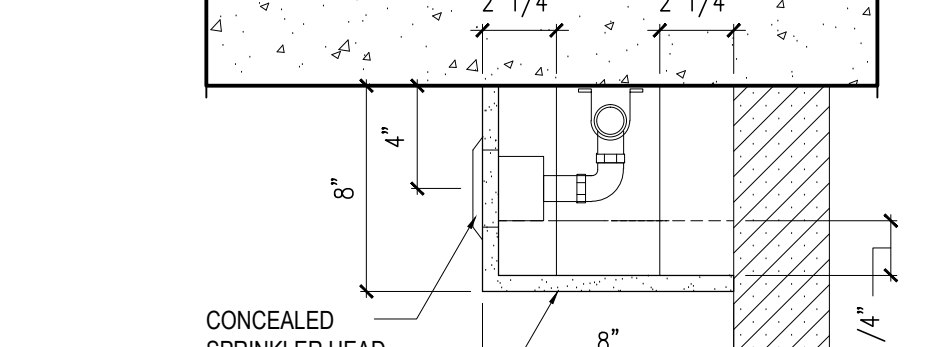
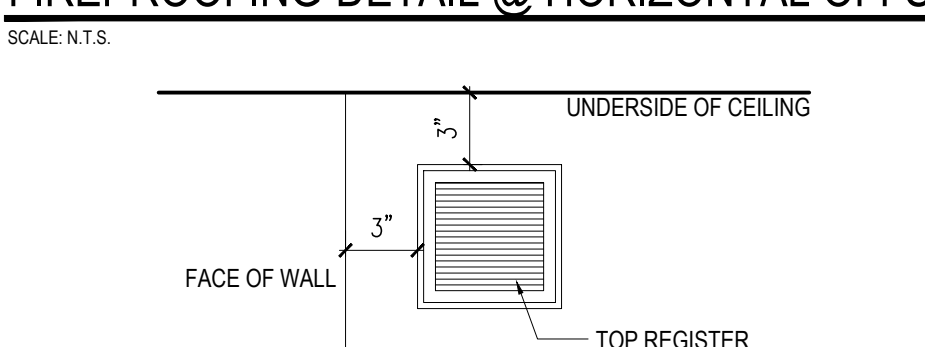
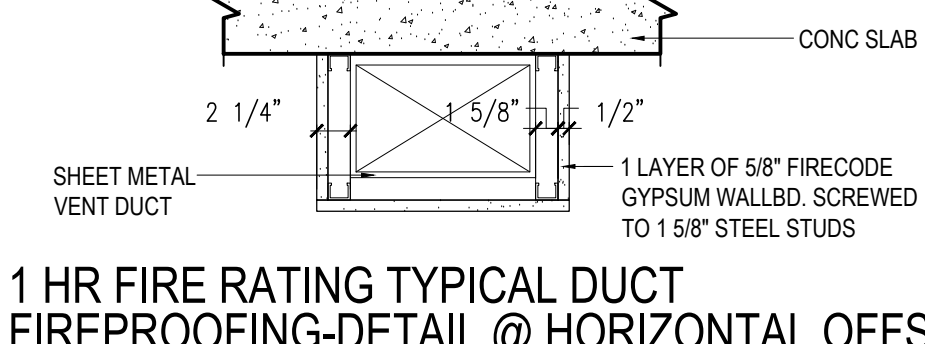
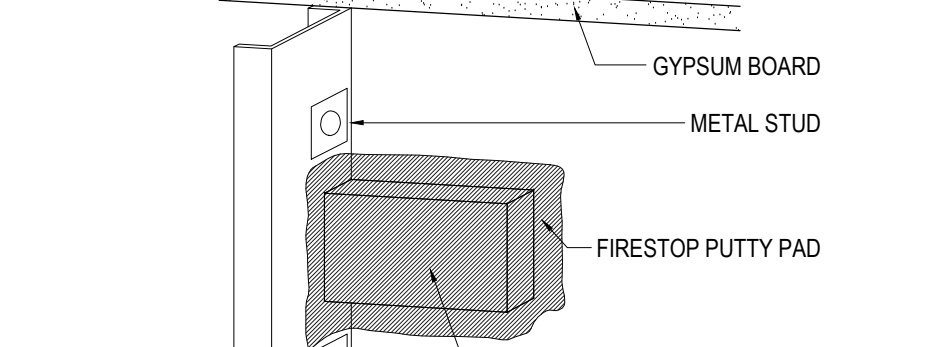
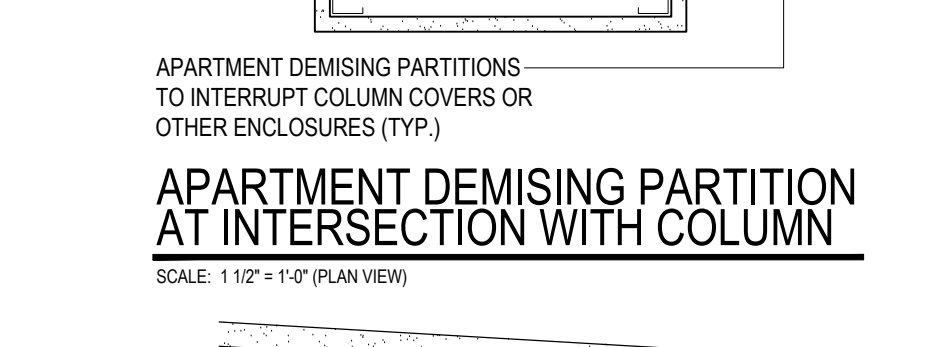
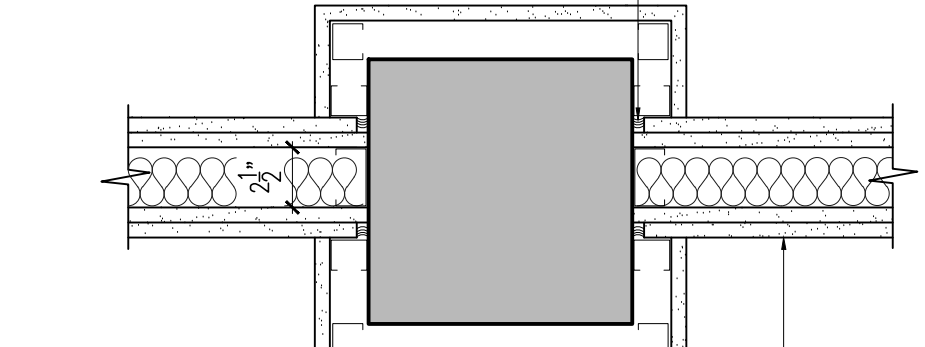
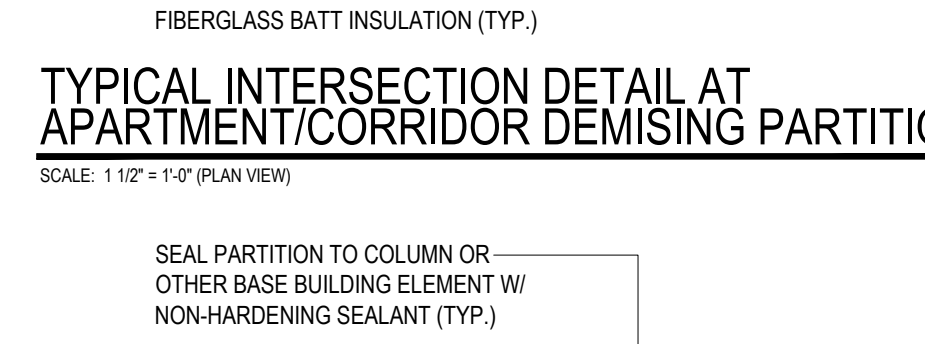
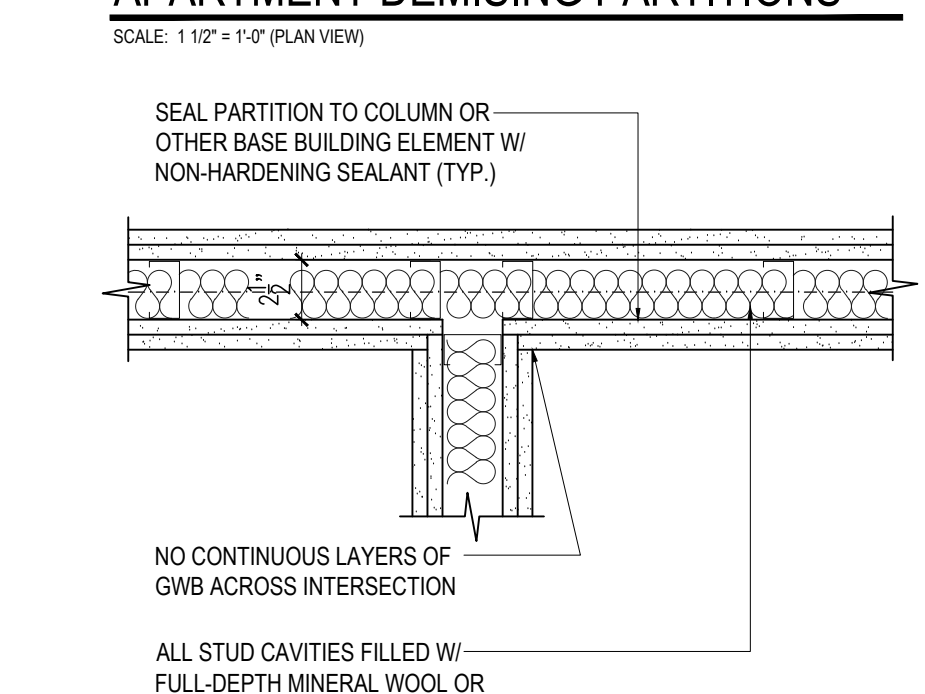
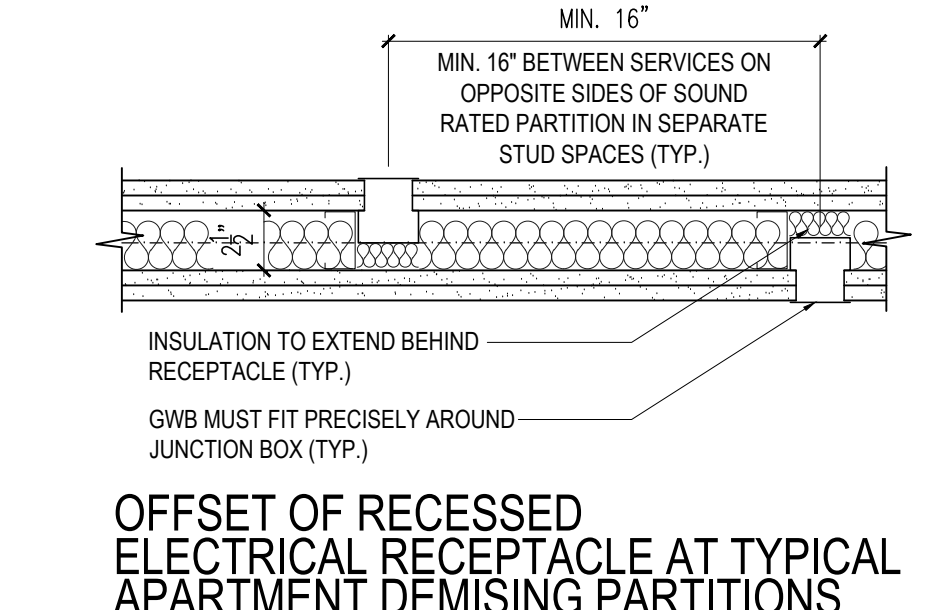
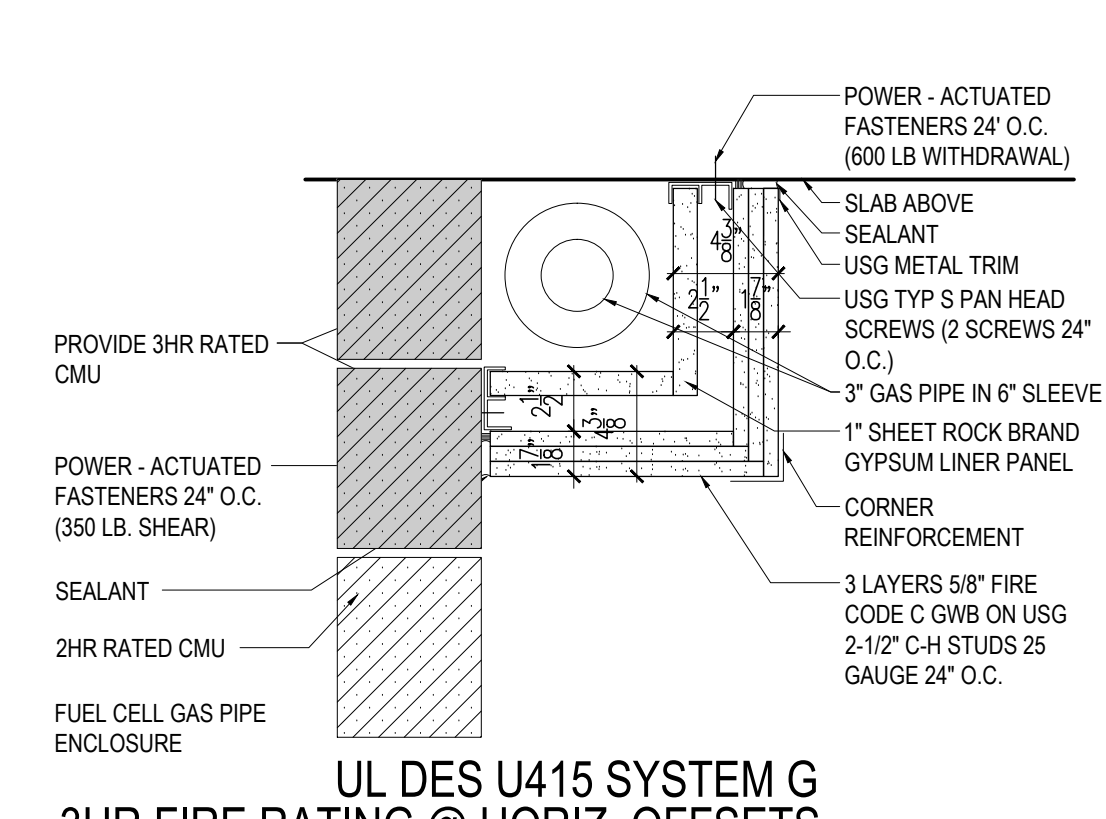
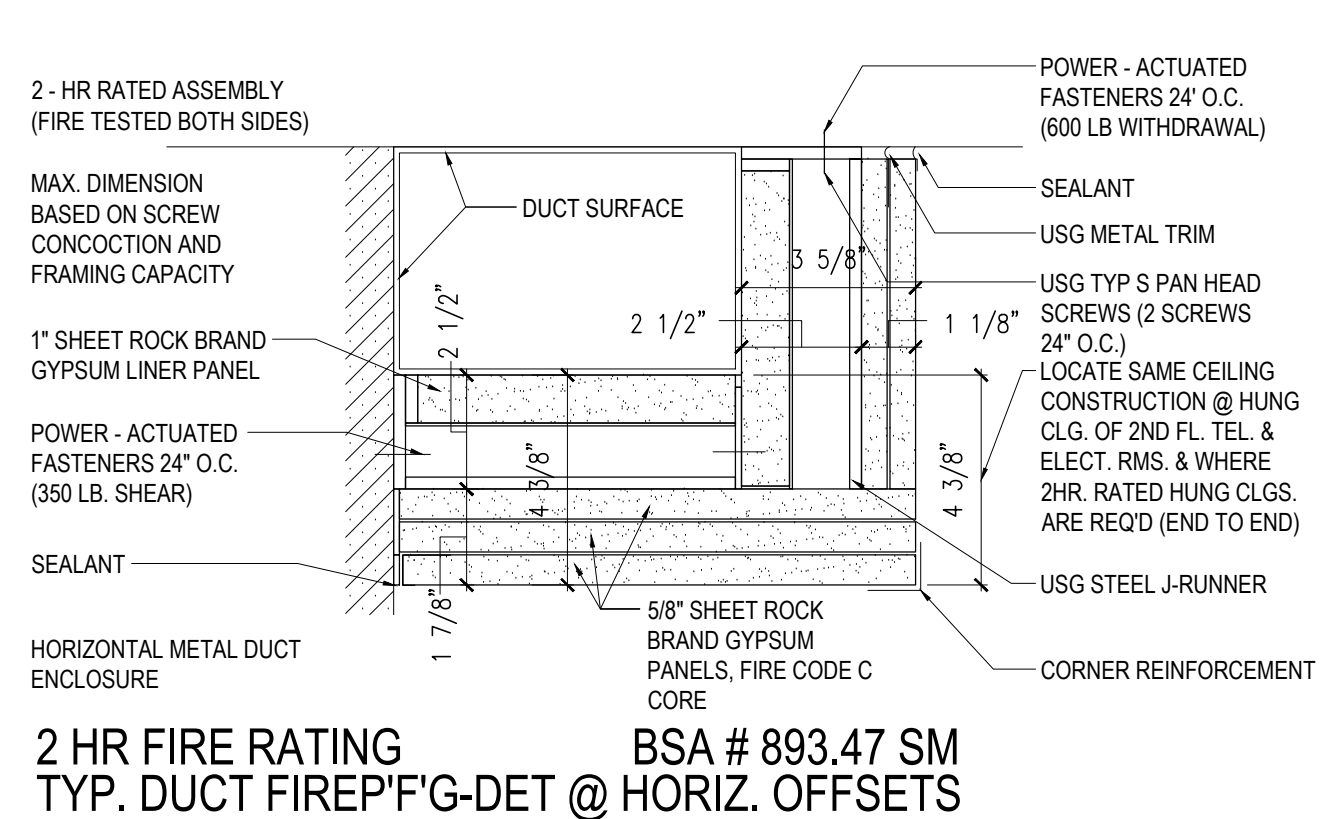
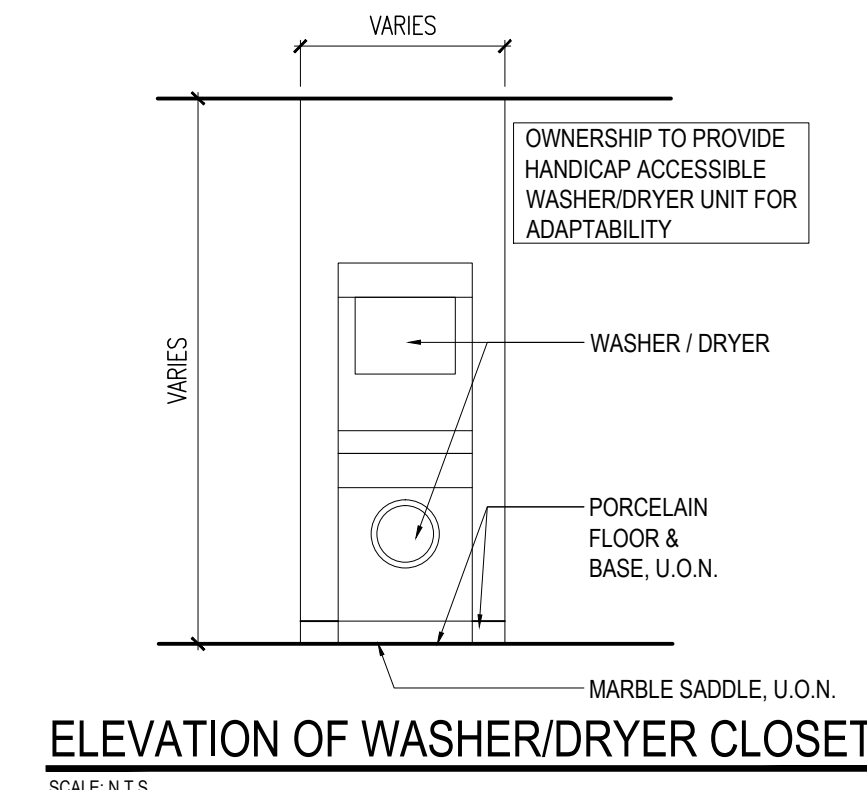
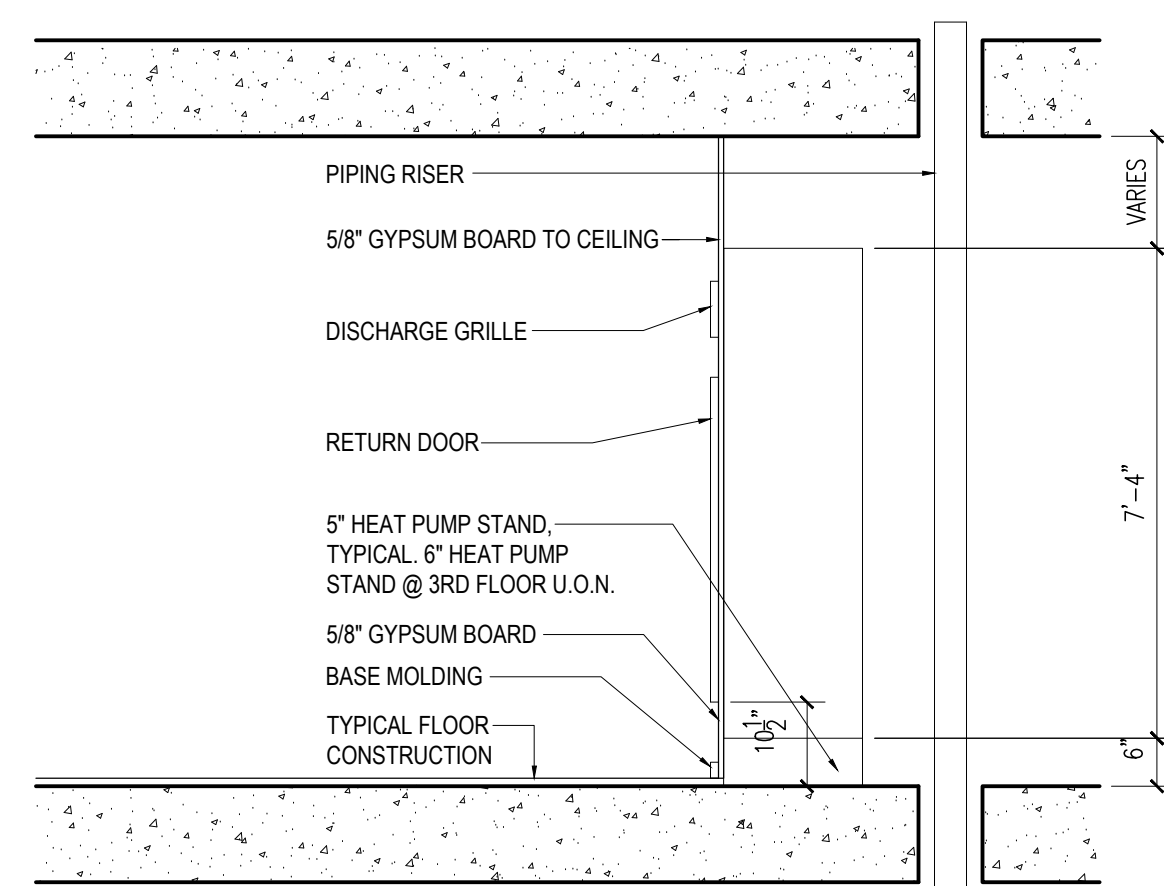
PROJECT # 15012

SCALE: N.T.S.

**A-008.00**

DWG NO. \_\_\_\_\_

015 OF 38



**NOTES:**

1. PROVIDE REQUIRED FIRE RATED FIRESTOPPING WHERE DIFFERENT PARTITION TYPES INTERSECT. WHEN PARTITIONS/SLAB/STRUCTURAL ELEMENTS OF VARYING REQUIRED FIRE RATINGS MEET, PROVIDE REQUIRED FIRESTOPPING TO MATCH THE GREATER RATING. EX. CONCRETE BLOCK/GYPSUM BOARD, STRUCTURAL ELEMENTS WITH SPRAY-ON FIREPROOFING/GYPSUM, ETC.)

**NOT FOR CONSTRUCTION**

|          |                                   |
|----------|-----------------------------------|
| 09/20/21 | ISSUED FOR DOB                    |
| 09/20/21 | ISSUED FOR DOB                    |
| 02/02/21 | ISSUED FOR DOB SUPERSTRUCTURE SET |
| 02/02/21 | ISSUED FOR DOB                    |
| 10/12/20 | FACE FRAMES SET                   |
| 10/12/20 | 100% GYPSUM BOARD SET             |
| 10/12/20 | ISSUED FOR DOB                    |
| 02/05/20 | DOB FILING SET                    |

Number: \_\_\_\_\_ Date: \_\_\_\_\_ Revision: \_\_\_\_\_

Project:  
**City View Tower at Court Square**  
23-15 44th Drive  
Long Island City, NY 11101

Client:  
**Cityview Tower LLC**  
112-15 NORTHERN BLVD, CF-2  
CORONA, NY 11368  
(718) 321-8652

Architect:  
**HILL | WEST ARCHITECTS**  
11 BROADWAY  
17TH FLOOR  
NEW YORK, NY 10004  
T. 212 213 8007

Consultant:  
**DESIMONE CONSULTING ENGINEERS**  
140 Broadway 25th Floor  
New York, NY 10005  
(212) 532-2211

**Cosentino Associates**  
Two Pennsylvania Plaza, 3rd FL.  
New York, NY 10121  
(212) 615-3600

**Whitehall**  
11 Broadway, 17th Floor  
New York, NY 10004  
(212) 908-4940

DOB STAMPS & SIGNATURES:

DWG TITLE: **MISCELLANEOUS DETAILS**

DATE: 01/18/2017  
PROJECT #: 15121  
SCALE: 1" = 1'-0"  
**A-009.00**  
DWG NO. 016 OF 38



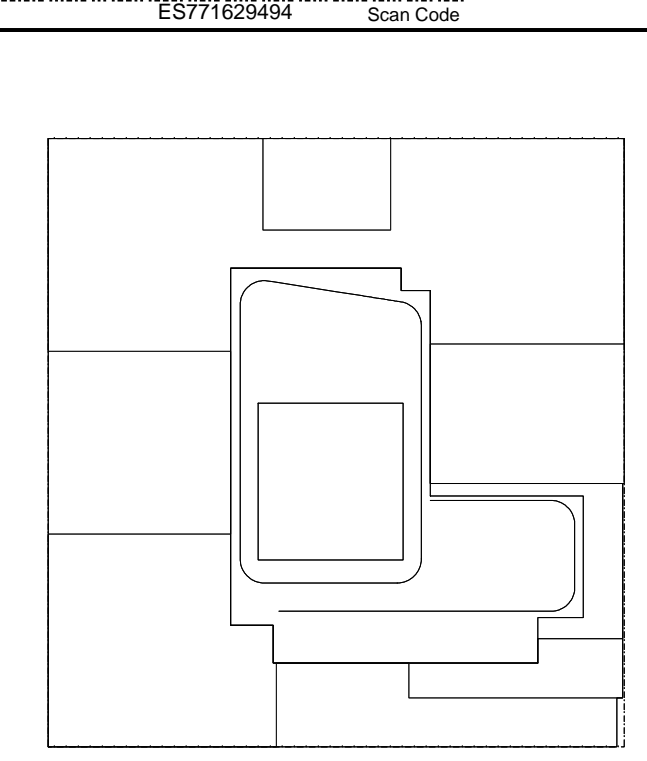


FLOOD INSURANCE RATE MAP #3604970202F



FLOOD INSURANCE RATE MAP #3604970202G

PROJECT LOT IS FULLY LOCATED OUTSIDE THE FLOOD PLAIN



**NOTES:**

|          |                                   |
|----------|-----------------------------------|
| 09/08/07 | ISSUED FOR DOB                    |
| 09/08/07 | ISSUED FOR DOB                    |
| 02/01/07 | ISSUED FOR DOB SUPERSTRUCTURE SET |
| 01/07/07 | ISSUED FOR DOB                    |
| 01/02/07 | ISSUED FOR DOB                    |
| 11/17/06 | FINAL PRICING SET                 |
| 11/17/06 | 100% CONSTRUCTION SET             |
| 10/12/04 | ISSUED FOR DOB                    |
| 05/08/04 | ISSUED FOR DOB                    |
| 02/05/04 | DOB FILING SET                    |

Number: Date: Revision:

**Project:**  
**City View Tower at Court Square**  
 23-15 44th Drive  
 Long Island City, NY 11101

**Client:**  
**Cityview Tower LLC**  
 112-15 NORTHERN BLVD, CF-2  
 CORONA, NY 11368  
 (718) 321-8552

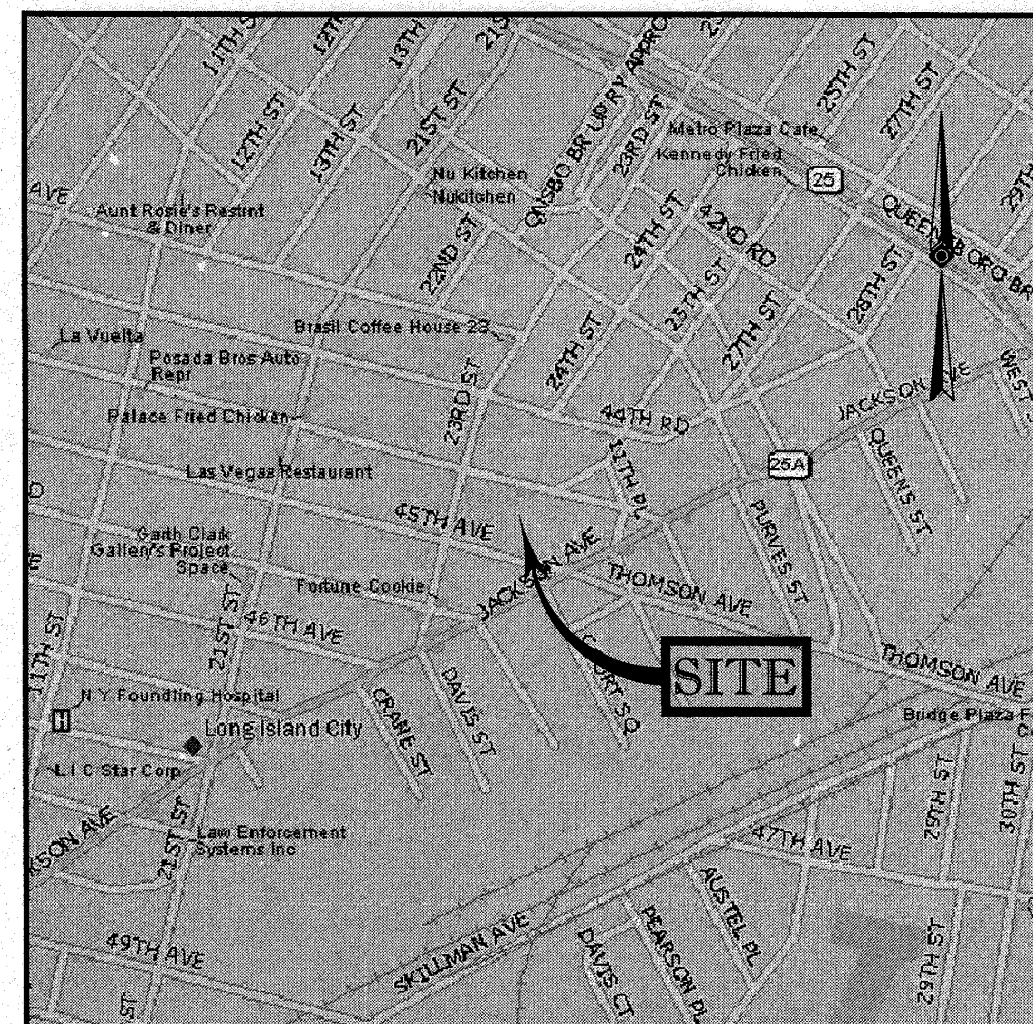
**Architect:**  
**HILL | WEST**  
 ARCHITECTS  
 11 BROADWAY  
 17TH FLOOR  
 NEW YORK, NY 10004  
 T. 212 213 8007

**Consultant:**  
**DESIMONE CONSULTING ENGINEERS**  
 140 Broadway 25th Floor  
 New York, NY, 10005  
 (212) 532-2211  
**Cosentini Associates**  
 Two Pennsylvania Plaza, 3rd FL  
 New York, NY 10121  
 (212) 615-3600  
**Whitehall**  
 11 Broadway, 17th Floor  
 New York, NY 10004  
 (212) 908-4940

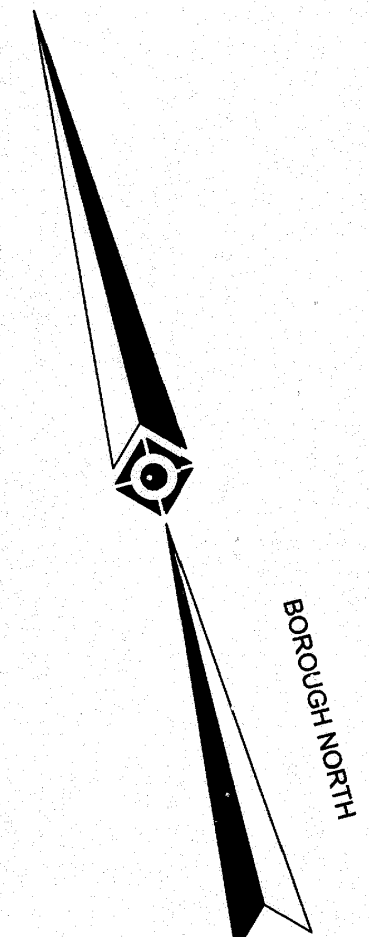
DOB STAMPS & SIGNATURES:

DWG TITLE: FEMA MAP

SEAL & SIGNATURE: DATE: 01/18/2017  
 PROJECT #: 15412  
 SCALE: NTS  
**A-010.00**  
 DWG NO.



VICINITY MAP  
© 2008 DL.com, Street Atlas USA



**NOTES:**

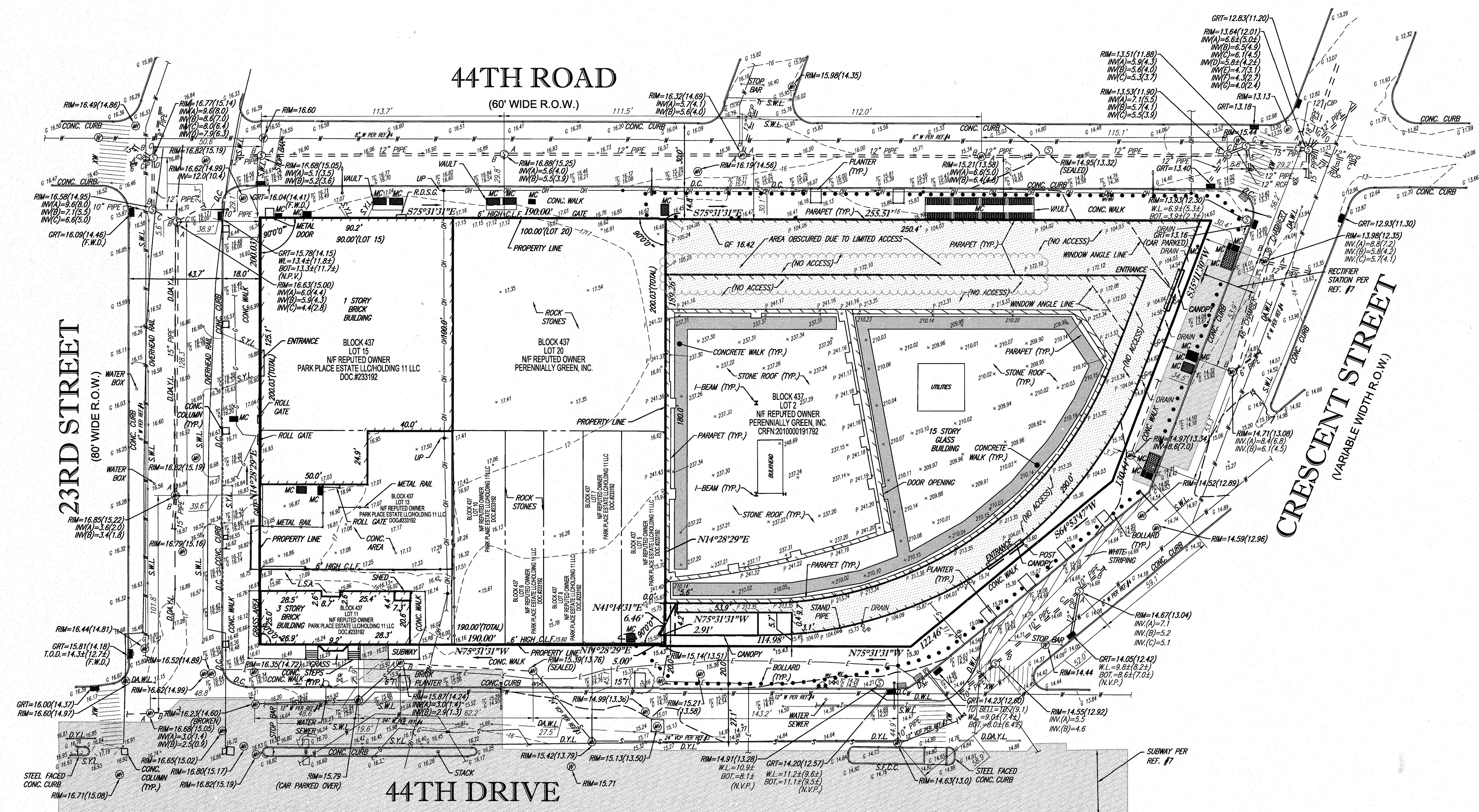
1. PROPERTY KNOWN AS LOTS 5, 7, 8, 9, 10, 11, 13, 15, & 20, BLOCK 37, AS SHOWN ON THE NEW YORK CITY DIGITAL TAX MAP OF THE BOROUGH OF QUEENS, QUEENS COUNTY, CITY AND STATE OF NEW YORK.
2. AREA LOT 5, BLOCK 437 = 37,997 S.F. OR 0.872 AC.
3. LOCATION OF UNDERGROUND UTILITIES ARE APPROXIMATE. LOCATIONS AND SIZES ARE BASED ON UTILITY MARK-OUTS, ABOVE GROUND STRUCTURES THAT WERE VISIBLE & ACCESSIBLE IN THE FIELD, AND THE MAPS AS LISTED IN THE REFERENCES AVAILABLE AT THE TIME OF THE SURVEY. AVAILABLE AS-BUILT PLANS AND UTILITY MARK-OUT DOES NOT ENSURE MAPPING OF ALL UNDERGROUND UTILITIES AND STRUCTURES. BEFORE ANY EXCAVATION IS TO BEGIN, ALL UNDERGROUND UTILITIES SHOULD BE VERIFIED AS TO THEIR LOCATION, SIZE AND TYPE BY THE PROPER UTILITY COMPANIES. CONTROL POINT ASSOCIATES, INC. DOES NOT GUARANTEE THE UTILITIES SHOWN COMPRISE ALL SUCH UTILITIES IN THE AREA EITHER IN SERVICE OR ABANDONED.
4. THIS PLAN IS BASED ON INFORMATION PROVIDED BY A SURVEY PREPARED IN THE FIELD BY CONTROL POINT ASSOCIATES, INC. AND OTHER REFERENCE MATERIAL AS LISTED HEREON.
5. THIS SURVEY WAS PREPARED WITHOUT THE BENEFIT OF A TITLE REPORT AND IS SUBJECT TO THE RESTRICTIONS, COVENANTS AND EASEMENTS THAT MAY BE CONTAINED THEREIN.
6. BY GRAPHIC PLOTTING ONLY PROPERTY IS LOCATED IN FLOOD HAZARD ZONE X (AREAS DETERMINED TO BE OUTSIDE THE 0.2% ANNUAL CHANCE FLOODPLAIN) PER REF. #2.
7. THE EXISTENCE OF UNDERGROUND STORAGE TANKS, IF ANY, WAS NOT KNOWN AT THE TIME OF THE FIELD SURVEY.
8. ELEVATIONS ARE BASED UPON NAVD 1988 PER GPS OBSERVATION USING KEYNET AND KEYSTONE VRS NETWORK.
9. TO CONVERT TO BOROUGH OF QUEENS HIGHWAY DATUM SUBTRACT 1.625 FEET FROM THE ELEVATIONS LISTED. TO CONVERT TO 1929 ADD 1.1 FEET TO THE ELEVATIONS LISTED.
10. THERE WERE NO NATURAL STREAMS OR WATERCOURSES VISIBLE AT THE TIME OF THE FIELD SURVEY.
11. ENCROACHMENTS AND VAULTS, IF ANY, BELOW SURFACE NOT SHOWN HEREON.
12. THE OFFSETS SHOWN ARE NOT TO BE USED FOR THE CONSTRUCTION OF ANY STRUCTURE, FENCE, PERMANENT ADDITION, ETC.

**REFERENCES:**

1. THE NEW YORK CITY DIGITAL TAX MAP OF THE BOROUGH OF QUEENS, QUEENS COUNTY, CITY AND STATE OF NEW YORK.
2. MAP ENTITLED "NATIONAL FLOOD INSURANCE PROGRAM FIRM FLOOD INSURANCE RATE MAP, CITY OF NEW YORK, NEW YORK, BROOK, RICHMOND, NEW YORK, QUEENS AND KINGS COUNTIES," PANEL 002 OF 451 MAP NUMBER 360497020F, MAP REVISED: SEPTEMBER 5, 2007.
3. SEWER MAPPING PROVIDED BY THE NEW YORK CITY DEPARTMENT OF ENVIRONMENTAL PROTECTION BUREAU OF WATER AND SEWER OPERATIONS.
4. WATER MAPPING PROVIDED BY THE NEW YORK CITY DEPARTMENT OF ENVIRONMENTAL PROTECTION BUREAU OF WATER AND SEWER OPERATIONS.
5. FIRE MAPPING PROVIDED.
6. "MAP OF PROPERTY" PROVIDED BY HAYNES LAND SURVEYORS.
7. MAP ENTITLED "COURT SQUARE - 2 LONG ISLAND CITY, NEW YORK TISHMAN SPEYER PROPERTIES NEW YORK, NEW YORK," MAP FILE NUMBER 1004, MAP DATED 10-05-04.

**LEGEND**

- 1/4" — EXISTING CONTOUR
- 1/2" — EXISTING SPOT ELEVATION
- X 123.45 EXIST. TOP OF CURB ELEVATION
- X 10 123.45 EXIST. GUTTER ELEVATION
- X 6 123.45 EXISTING PARAPET ELEVATION
- C — APPROX. LOC. UNDERGROUND GAS LINE
- D — APPROX. LOC. UNDERGROUND ELEC. LINE
- E — APPROX. LOC. UNDERGROUND DRAINAGE LINE
- F — APPROX. LOC. UNDERGROUND SAN. LINE
- G — APPROX. LOC. UNDERGROUND TEL. LINE
- H — APPROX. LOC. UNDERGROUND WATER LINE
- I — DEPRESSED CURB
- HYDRANT
- WATER VALVE
- GAS VALVE
- GAS BOX
- DRAINAGE/STORM MANHOLE
- SANITARY/SEWER MANHOLE
- UNKNOWN MANHOLE
- UTILITY POLE
- UTILITY POLE/LIGHT POLE
- STREET LIGHT
- TRAFFIC SIGNAL POLE
- SIGN
- BOLLARD
- CATCH BASIN OR INLET
- DEPRESSED CURB
- TYPICAL OFFSET OF STRUCTURE AT GROUND LEVEL RELATIVE TO PROPERTY LINE
- AREA OF SUBWAY AND RECIPITER STATION
- ACP REINFORCED CONCRETE PIPE



PREPARED BY:

**CONTROL POINT ASSOCIATES INC. PC**  
14 PENN PLAZA, 225 WEST 34TH STREET  
NEW YORK, NY 10022  
646.780.0411 • 908.668.9595 FAX  
WWW.CPASURVEY.COM

WARREN, NJ 908.668.0099  
CHALFONTE, PA 215.712.3800  
SOUTHBOROUGH, MA 508.948.3000  
MT. LAUREL, NJ 609.857.2099

| NO. | DATE      | BY     | DESCRIPTION                 | APPROVED |
|-----|-----------|--------|-----------------------------|----------|
| 2   | 4-14-2016 | M.H.S. | REVISE PER CLIENT COMMENTS  | G.J.S.   |
| 1   | 3-28-2016 | M.H.S. | REVISE TO ADD ROOF FEATURES | G.J.S.   |

REVISIONS

**PROJECT NAME**  
**COURT SQUARE-2**  
LOTS 5, 7, 8, 9, 10, 11, 13, 15, & 20, BLOCK 37  
LONG ISLAND CITY, BOROUGH & COUNTY OF QUEENS,  
CITY AND STATE OF NEW YORK

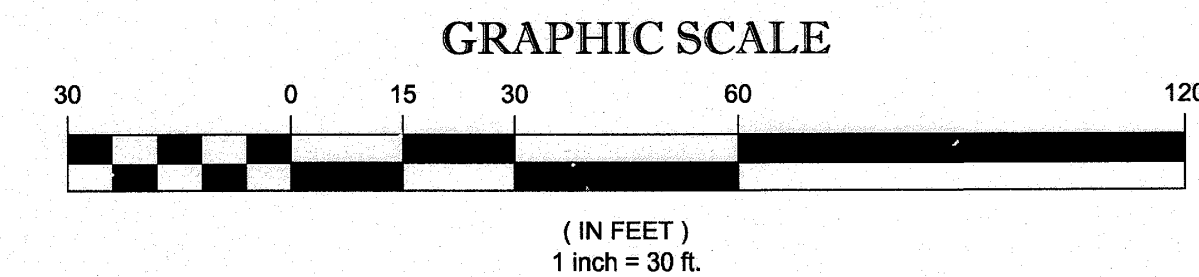
**DRAWING TITLE**  
**BOUNDARY & TOPOGRAPHIC SURVEY**

SEAL & SIGNATURE:

DATE: 4-14-2016  
NAME: JAMES C. WEED  
TITLE: PROFESSIONAL LAND SURVEYOR

FIELD DATE: 3-8-2016  
16-02  
2-8-2016  
15-46  
F. B. PAGE: 42  
89-71  
DATE: 2-25-2016  
SCALE: 1"=30'  
PROJECT No: 01-16002-00  
DRAWING BY: M.H.S.  
CHK BY: G.J.S.  
APPROVED BY: J.C.W.

DWG No: V-001.0  
CAD FILE No: 01-16002-00  
PAGE No: 1 OF 1



UNAUTHORIZED ALTERATION OR ADDITION TO A SURVEY MAP BEARING A LICENSED LAND SURVEYOR'S SEAL IS A VIOLATION OF SECTION 7209, SUB-DIVISION 2, OF THE NEW YORK STATE EDUCATION LAW.

ONLY COPIES FROM THE ORIGINAL OF THIS SURVEY MARKED WITH AN ORIGINAL OF THE LAND SURVEYOR'S EMBOSSED SEAL SHALL BE CONSIDERED TO BE VALID TRUE COPIES.

**NOTES:**

NOT FOR CONSTRUCTION

| Number   | Date | Revision             |
|----------|------|----------------------|
| 01/02/07 |      | ISSUED FOR DOB       |
| 03/01/07 |      | ISSUED FOR DOB       |
| 02/01/07 |      | ISSUED FOR DOB       |
| 01/02/07 |      | SUBSTRUCTURE SET     |
| 01/02/07 |      | ISSUED FOR DOB       |
| 11/17/06 |      | FACEBOOKING SET      |
| 10/10/06 |      | 100% DEVELOPMENT SET |
| 10/10/06 |      | ISSUED FOR DOB       |
| 05/09/06 |      | ESS&B FOR DOB        |
| 04/05/06 |      | FOUNDATION SET       |
| 03/05/06 |      | DOB PLUMBING SET     |

Client: **Cityview Tower LLC**  
112-15 NORTHERN BLVD, CF-2  
CORONA, NY 11368  
(718) 321-8652

Architect: **HILL WEST ARCHITECTS**  
11 BROADWAY  
17TH FLOOR  
NEW YORK, NY 10004  
T. 212.213.8007

Consultant: **DESIMONE CONSULTING ENGINEERS**  
140 Broadway 25th Floor  
New York, NY 10005  
(212) 532-2211

**Cosentini Associates**  
Two Pennsylvania Plaza, 3rd FL  
New York, NY 10121  
(212) 615-3600

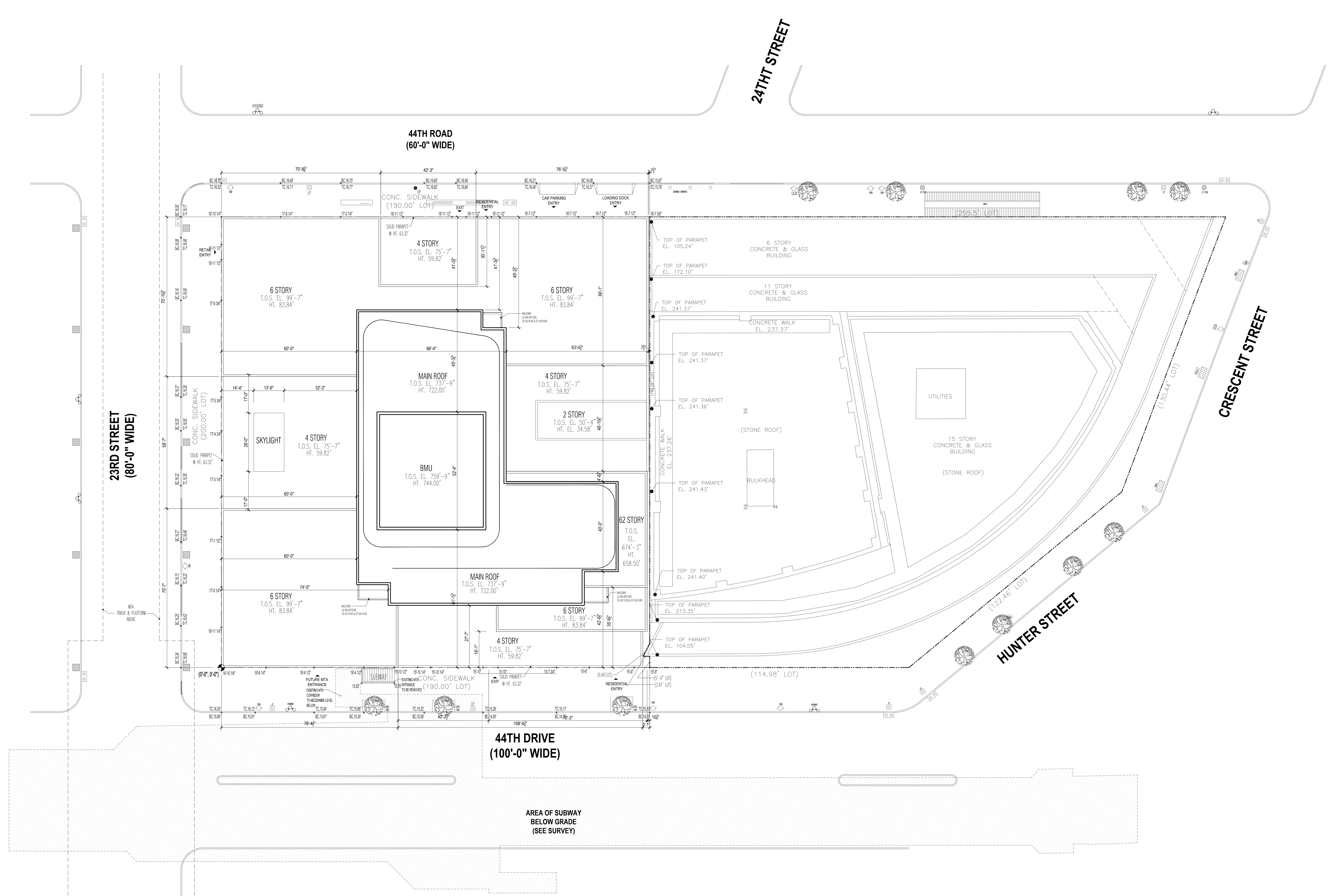
**Whitehall**  
11 Broadway, 17th Floor  
New York, NY 10004  
(212) 908-4940

DOB STAMPS & SIGNATURES:

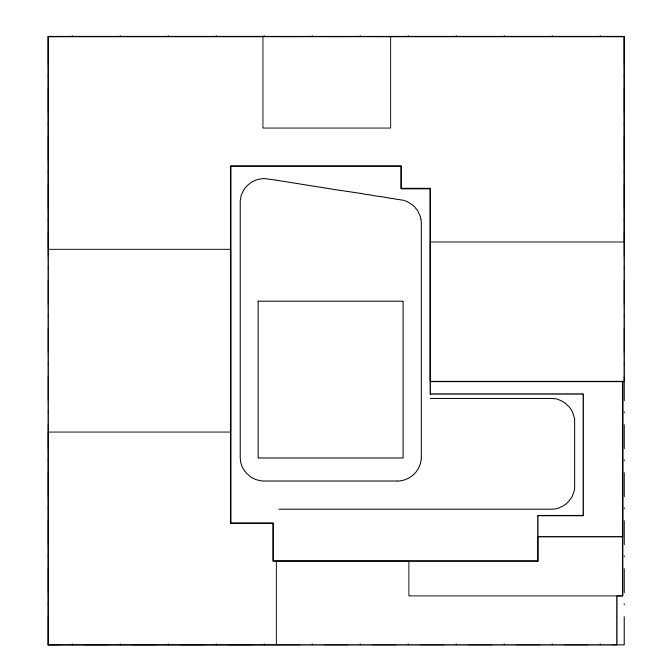
DWG TITLE: SURVEY

| SEAL & SIGNATURE | DATE            |
|------------------|-----------------|
|                  | 01/18/2017      |
|                  | PROJECT # 15412 |
|                  | SCALE NTS       |
|                  | <b>A-011.00</b> |
|                  | DWG NO.         |

CONTROL POINT ASSOCIATES INC. PC - ALL RIGHTS RESERVED. NO PART OF THIS SURVEY MAP OR ANY INFORMATION CONTAINED HEREIN MAY BE REPRODUCED OR TRANSMITTED IN ANY FORM OR BY ANY MEANS, ELECTRONIC OR MECHANICAL, INCLUDING PHOTOCOPYING, RECORDING, OR BY ANY INFORMATION STORAGE AND RETRIEVAL SYSTEM, WITHOUT THE WRITTEN PERMISSION OF CONTROL POINT ASSOCIATES INC. PC.



1 SITE PLAN  
Scale: 1/32"=1'



KEY PLAN

NOTES:

NOT FOR CONSTRUCTION

| Number     | Date | Revision                 |
|------------|------|--------------------------|
| 01/18/2017 |      | ISSUED FOR DOB           |
| 03/01/2017 |      | ISSUED FOR DOB           |
| 02/14/2017 |      | ISSUED FOR DOB           |
| 01/27/2017 |      | SUPERSUBSTRUCTURE SET    |
| 01/25/2017 |      | ISSUED FOR DOB           |
| 11/17/2016 |      | PACKAGE PRICING SET      |
| 10/11/2016 |      | 100% DEVELOPMENT SUB SET |
| 10/12/2016 |      | ISSUED FOR DOB           |
| 05/09/2016 |      | ISSUED FOR DOB           |
| 04/09/2016 |      | FINAL CONTRACT SET       |
| 02/05/2016 |      | DOB FILING SET           |

Project:  
**City View Tower at Court Square**  
23-15 44th Drive  
Long Island City, NY 11101

Client:  
**Cityview Tower LLC**  
112-15 NORTHERN BLVD, CF-2  
CORONA, NY 11368  
(718) 321-8652

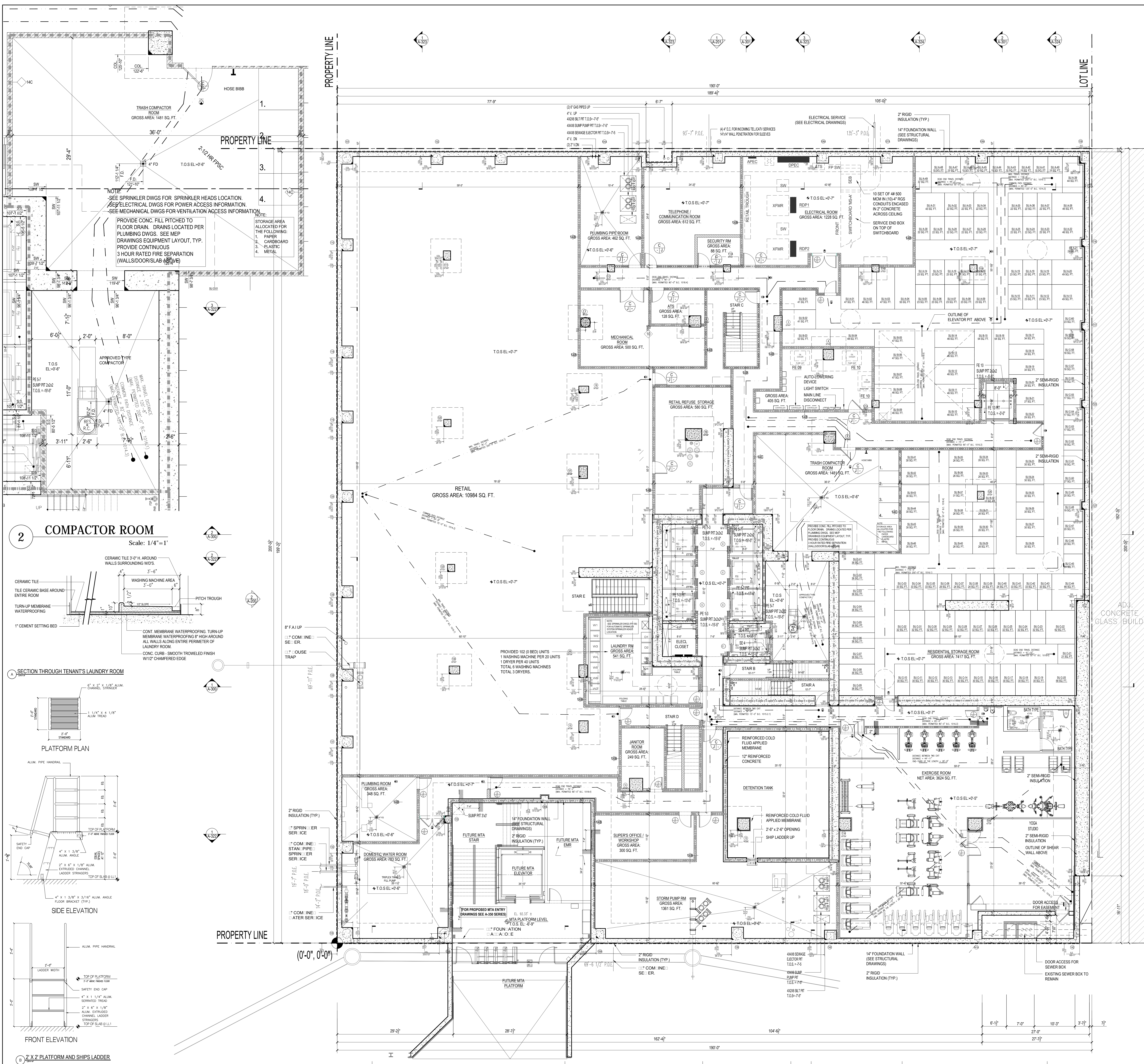
Architect:  
**HILL | WEST**  
ARCHITECTS  
11 BROADWAY  
17TH FLOOR  
NEW YORK, NY 10004  
T. 212 213 8007

Consultant:  
**DESIMONE CONSULTING ENGINEERS**  
140 Broadway 25th Floor  
New York, NY, 10005  
(212) 532-2211  
**Cosentini Associates**  
Two Pennsylvania Plaza, 3rd FL  
New York, NY 10121  
(212) 615-3600  
**Whitehall**  
11 Broadway, 17th Floor  
New York, NY 10004  
(212) 908-4940

DOB STAMPS & SIGNATURES:

DWG TITLE: SITE PLAN

SEAL & SIGNATURE: [Signature]  
DATE: 01/18/2017  
PROJECT #: 15412  
SCALE: 1/16"=1'-0"  
DWG NO: A-012.00  
023 OF 58



(SECTION BC100.1)

| EXIT QUANTITY AND CAPACITY PROVIDED - RESIDENTIAL |          |                         |                |               |
|---|----------|-------------------------|----------------|---------------|
| EXIT TYPE   | WIDTH    | EGRESS WIDTH PER PERSON | EXIT OCCUPANCY | EXIT CAPACITY |
| STAR A DOOR                                       | 36.0 IN. | 0.2                     | 180            | 180           |
| STAR B DOOR                                       | 36.0 IN. | 0.2                     | 180            | 180           |
| STAR C DOOR                                       | 36.0 IN. | 0.2                     | 180            | 180           |
| STAR D DOOR                                       | 36.0 IN. | 0.2                     | 180            | 180           |
| TOTAL EXIT DOOR CAPACITY                          |          |                         |                | 720           |
| STAR A  | 45.0 IN. | 0.3                     | 150            | 150           |
| STAR B  | 45.0 IN. | 0.3                     | 150            | 150           |
| STAR C  | 45.0 IN. | 0.3                     | 150            | 150           |
| STAR D  | 45.0 IN. | 0.3                     | 150            | 150           |
| TOTAL EXIT STAR CAPACITY                          |          |                         |                | 600           |

CELLAR FLOOR OCCUPANT LOAD CALCULATIONS - RESIDENTIAL

| ROOM                          | OCCUPANCY CLASS | GROSS AREA (SQ. FT.) | OCCUPANT PER 100 SQ. FT. | OCCUPANT LOAD |
|-------------------------------|-----------------|----------------------|--------------------------|---------------|
| COMPACTOR ROOM                | F-2             | 1481                 | 300 SF                   | 5             |
| ELECTRICAL ROOM               | F-2             | 1228                 | 300 SF                   | 5             |
| TELEPHONE ROOM                | F-2             | 612                  | 300 SF                   | 3             |
| SECURITY ROOM                 | F-2             | 88                   | 300 SF                   | 1             |
| MECHANICAL ROOM               | F-2             | 500                  | 300 SF                   | 2             |
| PLUMBING PIPE ROOM            | F-2             | 460                  | 300 SF                   | 2             |
| ATS                           | F-2             | 128                  | 300 SF                   | 1             |
| JANITOR ROOM                  | F-2             | 249                  | 50 SF                    | 5             |
| LAUNDRY ROOM                  | F-2             | 541                  | 50 SF                    | 11            |
| DOMESTIC WATER ROOM           | F-2             | 783                  | 300 SF                   | 2             |
| STORM RETENTION TANK ROOM     | F-2             | 1361                 | 300 SF                   | 5             |
| SUPERS OFFICE / WORKSHOP ROOM | F-2             | 292                  | 300 SF                   | 1             |
| RESIDENTIAL STORAGE ROOM      | F-2             | 7469                 | 300 SF                   | 25            |
| EXERCISE ROOM                 | R-2 ACC         | 3837 NET             | 50 SF                    | 73            |
| FEEL FREE ZONE                | F-2             | 405                  | 300 SF                   | 2             |
| PUMP CONTROL ROOM             | F-2             | 348                  | 300 SF                   | 2             |
| PLUMBING ROOM                 | F-2             | 348                  | 300 SF                   | 2             |
| TOTAL OCCUPANT LOAD           |                 |                      |                          | 143           |

RETAIL

| ROOM                            | WIDTH    | EGRESS WIDTH PER PERSON | EXIT OCCUPANCY | EXIT CAPACITY |
|---------------------------------|----------|-------------------------|----------------|---------------|
| RETAIL DOOR C                   | 42.0 IN. | 0.2                     | 210            | 210           |
| RETAIL DOOR E                   | 42.0 IN. | 0.2                     | 210            | 210           |
| TOTAL RETAIL EXIT DOOR CAPACITY |          |                         |                | 420           |

RETAIL

| ROOM                  | WIDTH | EGRESS WIDTH PER PERSON | EXIT OCCUPANCY | EXIT CAPACITY |
|-----------------------|-------|-------------------------|----------------|---------------|
| RETAIL                | M     | 10984                   | 60 SF          | 183           |
| RETAIL REFUSE STORAGE | F-2   | 580                     | 300 SF         | 2             |



NOTES:

LEGEND:  
 ■■■■ 2 HR. RATED FIRE SEPARATION  
 ■■■■ 3 HR. RATED FIRE SEPARATION

NOT FOR CONSTRUCTION

| Number     | Date | Revision                          |
|------------|------|-----------------------------------|
| 01/02/2017 |      | ISSUED FOR DOB                    |
| 03/01/2017 |      | ISSUED FOR DOB                    |
| 02/14/2017 |      | ISSUED FOR DOB SUPERSTRUCTURE SET |
| 01/07/2017 |      | ISSUED FOR DOB                    |
| 01/02/2017 |      | ISSUED FOR DOB                    |
| 11/17/2016 |      | PACKAGE PRINTING SET              |
| 11/11/2016 |      | 100% DEVELOPMENT SET              |
| 10/12/2016 |      | ISSUED FOR DOB                    |
| 05/09/2016 |      | ISSUED FOR DOB                    |
| 04/08/2016 |      | FOR DOB/DOH SET                   |
| 02/05/2016 |      | DOB FILING SET                    |

Project:  
**City View Tower at Court Square**  
 23-15 44th Drive  
 Long Island City, NY 11101

Client:  
**Cityview Tower LLC**  
 112-15 NORTHERN BLVD, CF-2  
 CORONA, NY 11368  
 (718) 321-8652

Architect:  
**HILL | WEST**  
 ARCHITECTS  
 11 BROADWAY  
 17TH FLOOR  
 NEW YORK, NY 10004  
 T. 212 213 8007

Consultant:  
**DESIMONE CONSULTING ENGINEERS**  
 140 Broadway 25th Floor  
 New York, NY 10005  
 (212) 532-2211  
**Cosentini Associates**  
 Two Pennsylvania Plaza, 3rd FL.  
 New York, NY 10121  
 (212) 615-3600  
**Whitehall**  
 11 Broadway, 17th Floor  
 New York, NY 10004  
 (212) 908-4940

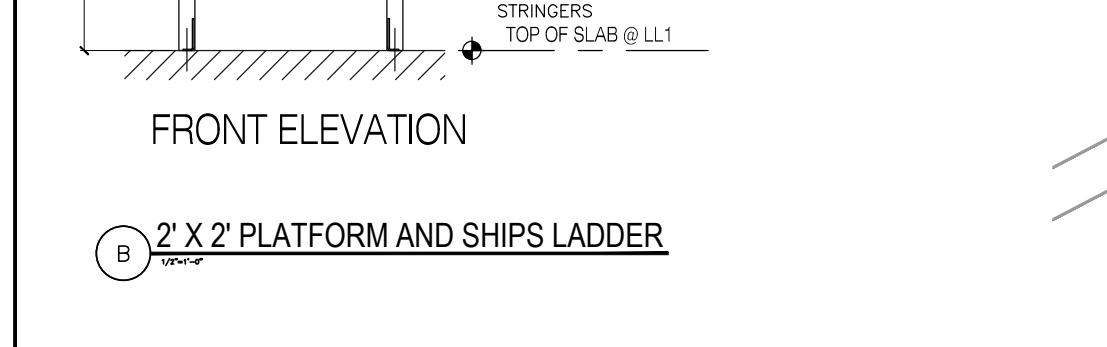
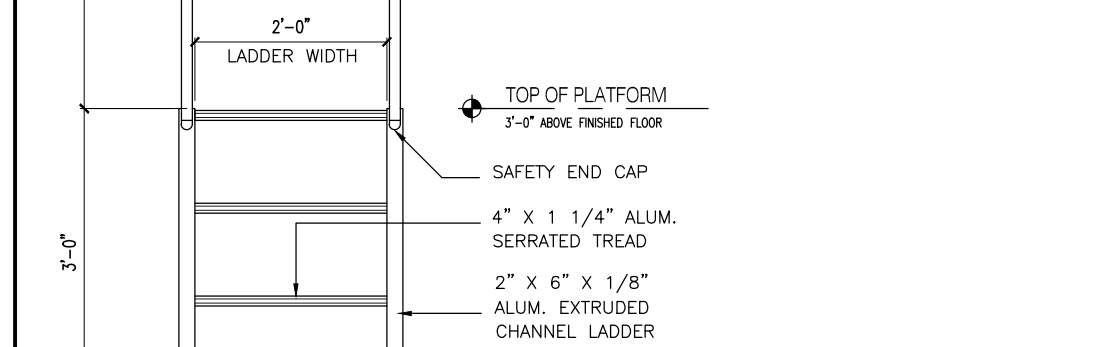
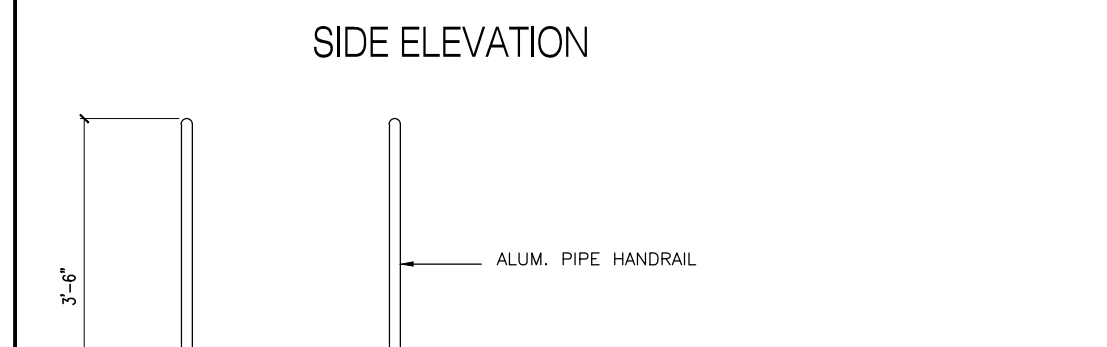
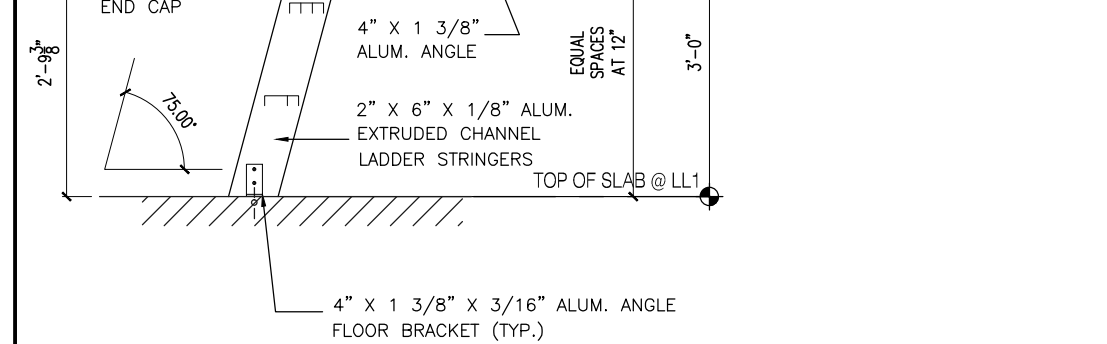
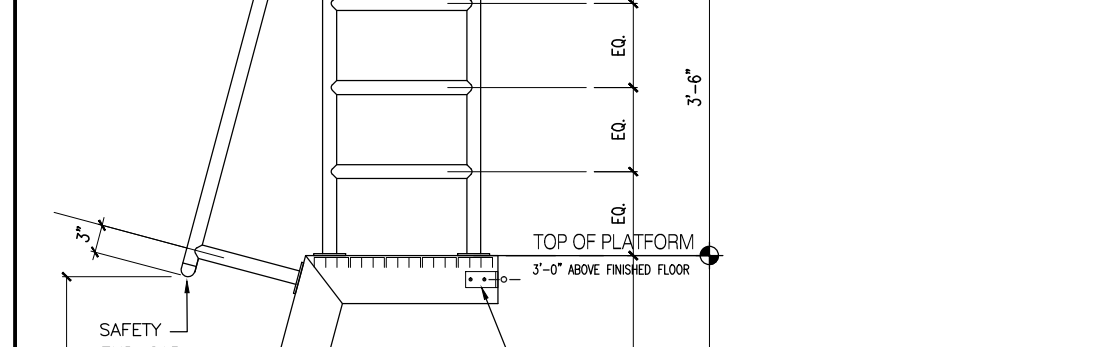
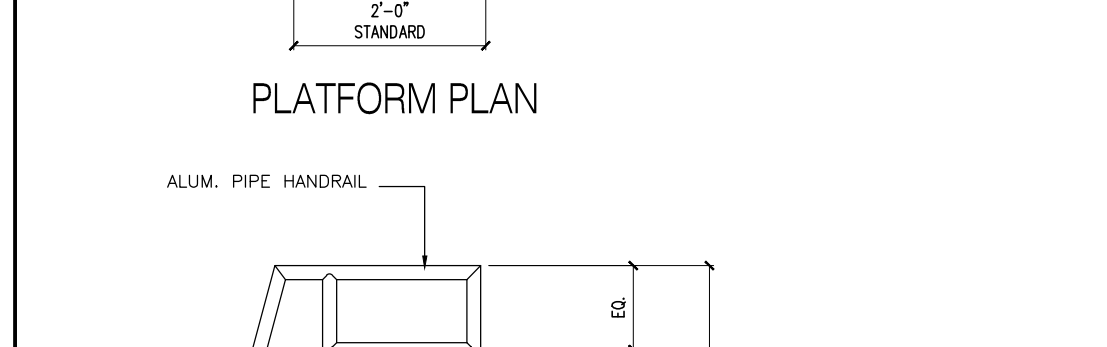
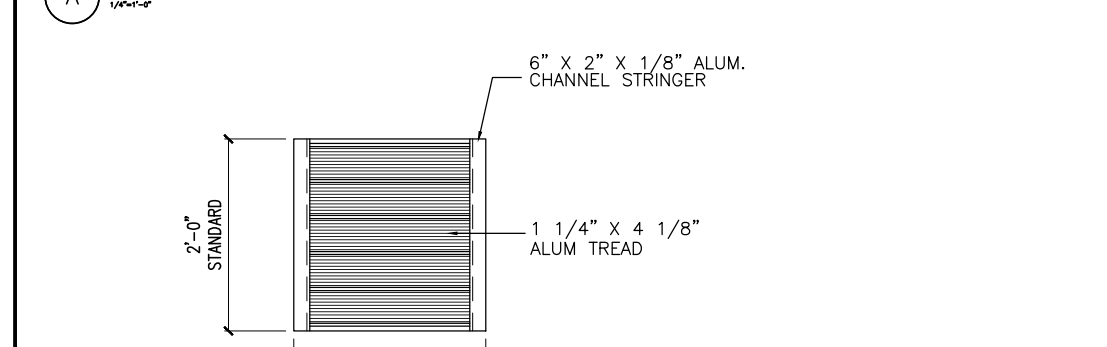
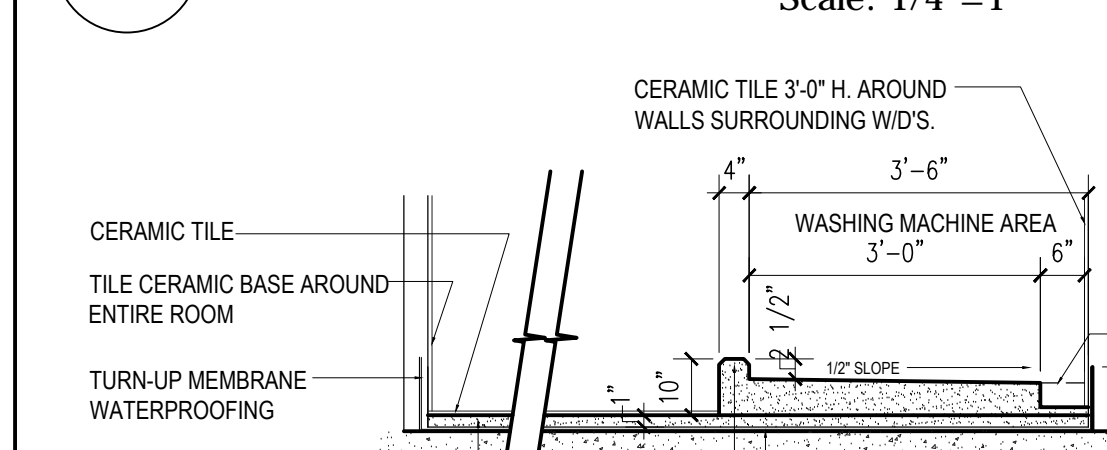
DOB STAMPS & SIGNATURES:

DWG TITLE: **CELLAR FLOOR PLAN**

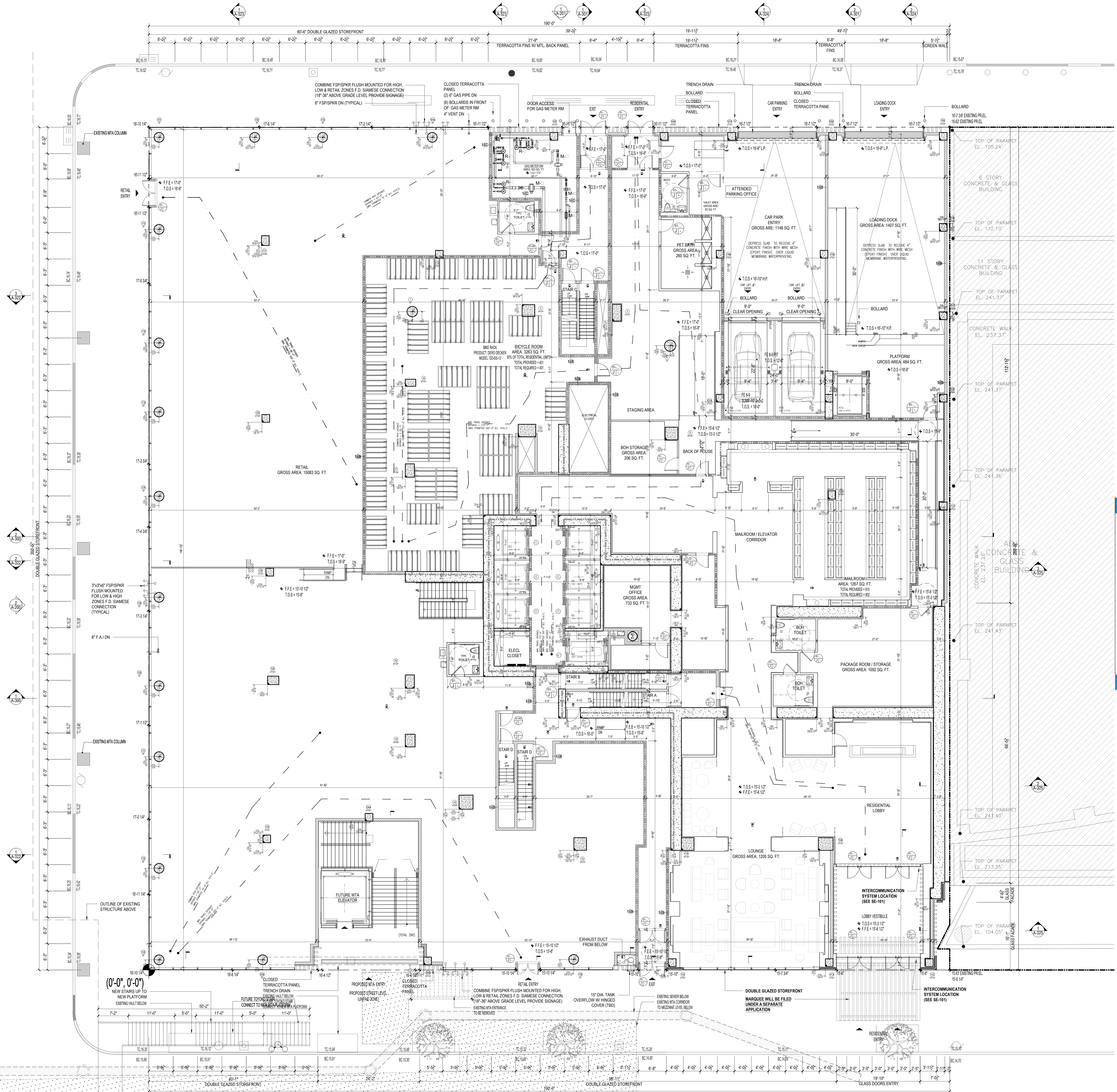
SEAL & SIGNATURE: [Signature]  
 DATE: 01/18/2017  
 PROJECT #: 1512  
 SCALE: 1/8" = 1'-0"  
**A-100.00**  
 DWG NO. 020 OF 58



**2 COMPACTOR ROOM**  
 Scale: 1/4" = 1'



**1 CELLAR FLOOR PLAN**  
 Scale: 1/8" = 1'



**GROUND FLOOR PLAN**  
Scale: 1/8" = 1'

(SECTION 61005.1)

| EXIT TYPE                | WIDTH     | GROSS WIDTH PER PERSON | EXIT OCCUPANCY |
|--------------------------|-----------|------------------------|----------------|
| RESIDENTIAL LOBBY SOUTH  | 162.0 IN. | 0.2                    | 810            |
| EXIT SOUTH               | 72.0 IN.  | 0.2                    | 360            |
| RESIDENTIAL ENTRY NORTH  | 72.0 IN.  | 0.2                    | 360            |
| EXIT NORTH               | 36.0 IN.  | 0.2                    | 180            |
| TOTAL EXIT DOOR CAPACITY |           |                        | 1710           |
| STAR A                   | 45.0 IN.  | 0.3                    | 150            |
| STAR B                   | 45.0 IN.  | 0.3                    | 150            |
| STAR C                   | 45.0 IN.  | 0.3                    | 150            |
| STAR D                   | 45.0 IN.  | 0.3                    | 150            |
| TOTAL EXIT STAR CAPACITY |           |                        | 600            |

1ST FLOOR OCCUPANT LOAD CALCULATIONS - RESIDENTIAL

| ROOM                | OCCUPANCY CLASS | GROSS AREA | OCCUPANT PER OCCUPANT PER OCCUPANT (TABLE 1004.1) | OCCUPANT LOAD |
|---------------------|-----------------|------------|---|---------------|
| LOUNGE              | R-2             | 1152       | 50 SF   | 23            |
| MAL ROOM            | S-2             | 1340       | 50 SF   | 27            |
| LOADING DOCK        |                 | 1407       | 2   | 2             |
| PLATFORM            |                 | 472        | 2   | 2             |
| CAR PARK            |                 | 1117       | 200 SF  | 6             |
| VALET OFFICE        | F-2             | 82         |   | 1             |
| MGMT OFFICE         | B               | 632        | 100 SF  | 7             |
| BICYCLE ROOM        | R-2 ACC         | 2933       | 100 SF  | 33            |
| BOH STORAGE         | R-2 ACC         | 169        |   | 1             |
| TOTAL OCCUPANT LOAD |                 |            |   | 102           |

RETAIL

| RETAIL DOOR                     | WIDTH    | OCCUPANCY CLASS | GROSS AREA | OCCUPANT PER OCCUPANT PER OCCUPANT (TABLE 1004.1) | OCCUPANT LOAD |
|---------------------------------|----------|-----------------|------------|---|---------------|
| RETAIL DOOR R1-01               | 72.0 IN. | 0.2             | 360        |   | 360           |
| RETAIL DOOR R1-02               | 72.0 IN. | 0.2             | 360        |   | 360           |
| RETAIL DOOR R1-03               | 36.0 IN. | 0.2             | 180        |   | 180           |
| RETAIL DOOR R1-04               | 36.0 IN. | 0.2             | 180        |   | 180           |
| TOTAL RETAIL EXIT DOOR CAPACITY |          |                 |            |   | 1080          |

CELLAR OCCUPANT LOAD CALCULATIONS - RESIDENTIAL + RETAIL

| ROOM                | OCCUPANCY CLASS | GROSS AREA | OCCUPANT PER OCCUPANT PER OCCUPANT (TABLE 1004.1) | OCCUPANT LOAD |
|---------------------|-----------------|------------|---|---------------|
| TOTAL FROM CELLAR   |                 |            |   | 132           |
| TOTAL OCCUPANT LOAD |                 |            |   | 330           |

TYPICAL FLOOR OCCUPANT LOAD CALCULATIONS - RESIDENTIAL

| ROOM  | OCCUPANCY CLASS | GROSS AREA | OCCUPANT PER OCCUPANT PER OCCUPANT (TABLE 1004.1) | OCCUPANT LOAD |
|---|-----------------|------------|---|---------------|
| TYPICAL FLOOR                                   |                 |            |   | 50            |
| TOTAL OCCUPANT LOAD                             |                 |            |   | 50            |
| TOTAL OCCUPANT LOAD AT 1ST FLOOR (RES + RETAIL) |                 |            |   | 605           |

NOTE: TABLE 403.1 OF THE N.Y.C. P.C. WAS USED.  
RETAIL PLUMBING REQUIREMENTS:  
RETAIL SPACE = 150/74  
30 S.F./PERSON = 503 PEOPLE TOTAL  
WATER CLOSET:  
1-500 PEOPLE = 1 W.C. (AGGREGATE)  
PROVIDED 1 W.C.  
LAVATORIES:  
1-750 PEOPLE = 1 LAV. (AGGREGATE)  
PROVIDED 2 LAV.  
(1) SERVICE SINK/FACILITY  
(1) DRINKING FOUNTAIN/1000 PEOPLE

**KEY PLAN**

**NOTES:**  
LEGEND:  
2 HR. RATED FIRE SEPARATION  
3 HR. RATED FIRE SEPARATION

NOT FOR CONSTRUCTION

**Dero Decker**

**Dero Decker**

| Date       | Revision                          |
|------------|-----------------------------------|
| 09/20/2017 | ISSUED FOR DOB                    |
| 09/20/2017 | ISSUED FOR DOB                    |
| 02/07/2017 | ISSUED FOR DOB SUPERSTRUCTURE SET |
| 01/25/2017 | ISSUED FOR DOB                    |
| 11/01/2016 | FACE FRAMES SET                   |
| 10/12/2016 | 100% DEVELOPMENT SET              |
| 10/12/2016 | ISSUED FOR DOB                    |
| 06/09/2016 | ISSUED FOR DOB                    |
| 04/08/2016 | FOR DOB DEVELOPMENT SET           |
| 02/05/2016 | DOB FILING SET                    |

Number: \_\_\_\_\_ Date: \_\_\_\_\_ Revision: \_\_\_\_\_  
Project: **City View Tower at Court Square**  
23-15 44th Drive  
Long Island City, NY 11101

Client: **Cityview Tower LLC**  
112-15 NORTHERN BLVD, CF-2  
CORONA, NY 11368  
(718) 321-8652

Architect: **HILL | WEST ARCHITECTS**  
11 BROADWAY  
17TH FLOOR  
NEW YORK, NY 10004  
T. 212 213 8007

Consultant: **DESIMONE CONSULTING ENGINEERS**  
140 Broadway 25th Floor  
New York, NY 10005  
(212) 532-2211  
**Cosentini Associates**  
Two Pennsylvania Plaza, 3rd FL  
New York, NY 10121  
(212) 615-3600

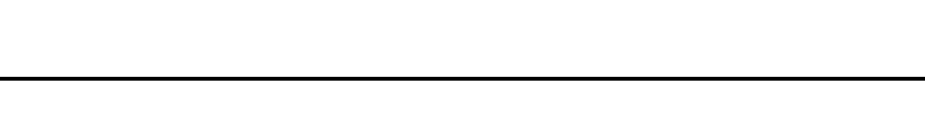
**Whitehall**  
11 Broadway, 17th Floor  
New York, NY 10004  
(212) 908-4940

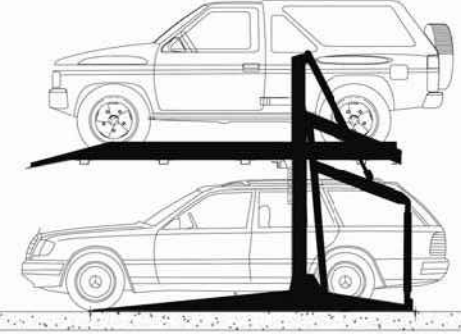
DOB STAMPS & SIGNATURES:

DWG TITLE: **GROUND FLOOR PLAN**

SEAL & SIGNATURE: \_\_\_\_\_ DATE: 01/18/2017  
PROJECT #: 151012  
SCALE: 1/8" = 1'  
**A-101.00**  
DWG NO. 021 OF 58

**HEIGHT DIAGRAM**  
Scale: 1/8" = 1'

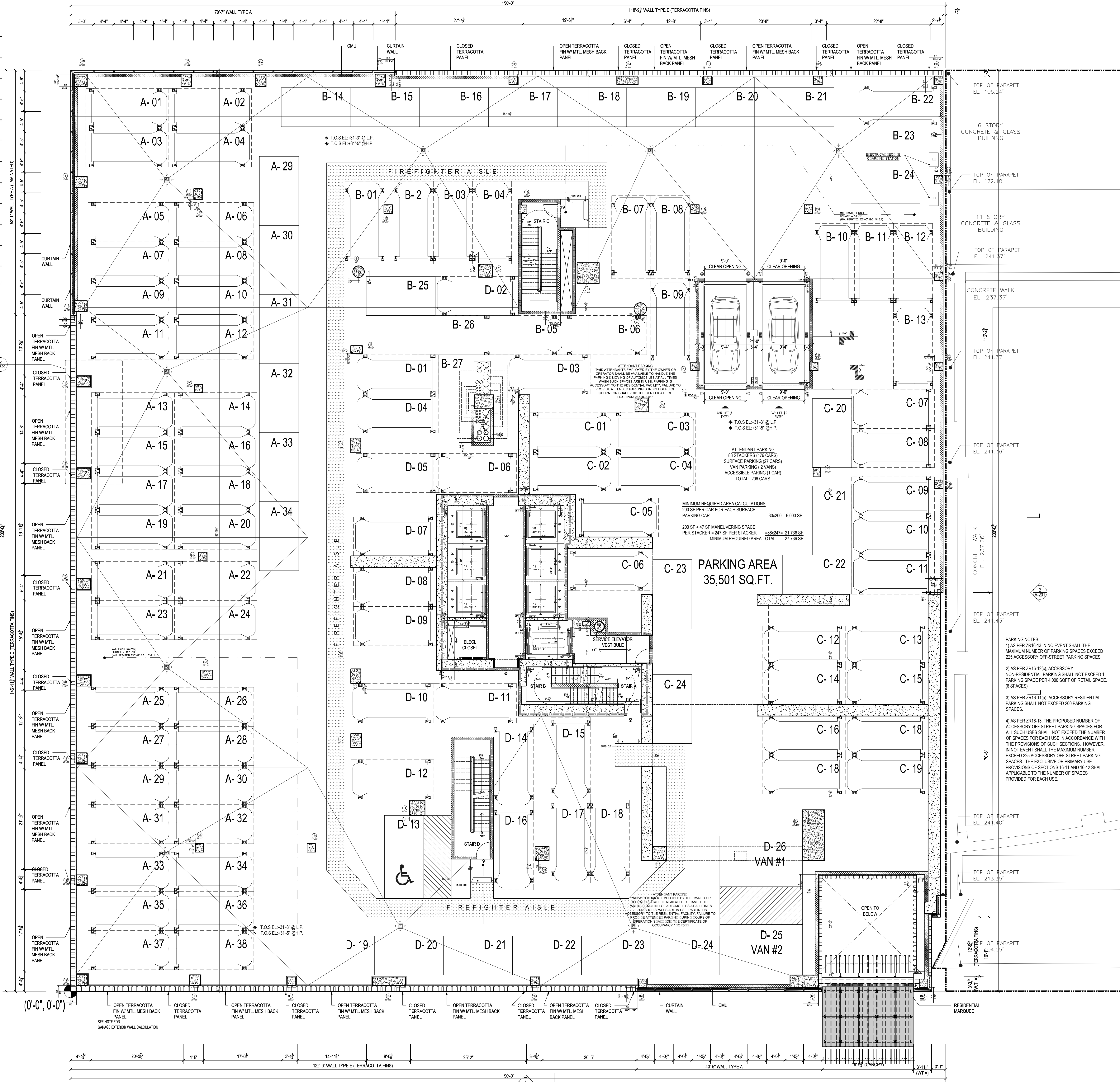




MODEL DP003

|   |   |
|---|---|
| DESCRIPTION                               | 2 Post Double Parking Hydraulic SUV Car Stackers® |
| LENGTH, ft-in (m)                         | 13'-0" (4.1)                                      |
| WIDTH, ft-in (m)                          | 7'-11" to 8'-3" (2.4 to 2.5)                      |
| CLEARANCE REQUIREMENT (Height), ft-in (m) | 10'-0" to 14'-0" (3.2 to 4.26)                    |
| OVERALL HEIGHT OF EQUIPMENT               | 9'-10"  |
| LIFTING CAPACITY PER PLATFORM, lbs (kg)   | 6000 (2722)                                       |
| WEIGHT OF UNIT, lbs (kg)                  | 2880 (1302)                                       |
| ELECTRICAL REQUIREMENTS                   | 3-phase 208-220V/Single phase 110-220V            |
| OPERATION                                 | Hydraulic with manual override                    |
| ADDITIONAL REQUIREMENTS                   | Power Pack Unit (for up to 30 stackers)           |
| APPROVALS                                 | MEA certified for City of New York                |

Park Plus, Inc. TECHNICAL SPECIFICATION - DOUBLE PARKING SYSTEM DP003



**1 2ND FLOOR PLAN**  
Scale: 1/8" = 1'

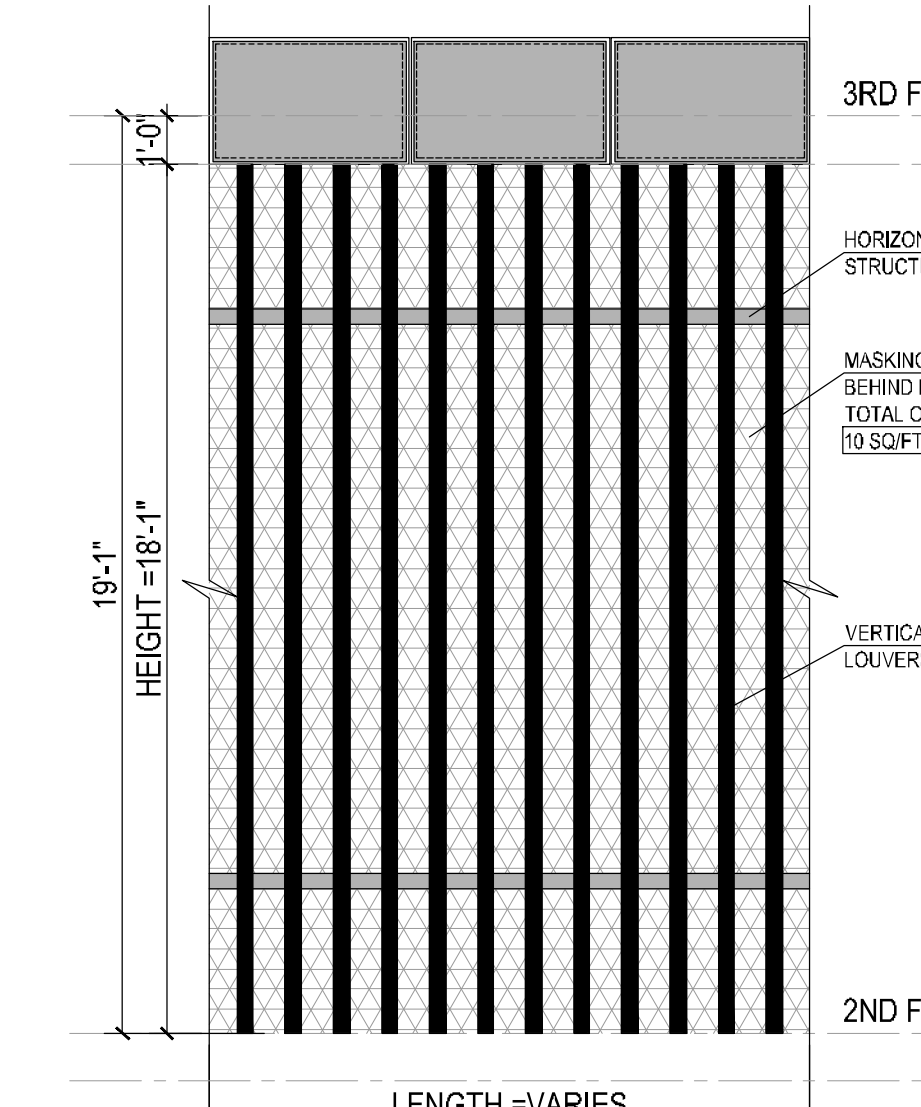
(SECTION BC1005.1)

| EXIT TYPE                 | WIDTH    | EGRESS WIDTH PER PERSON | EXIT OCCUPANCY |
|---------------------------|----------|-------------------------|----------------|
| STAIR A DOOR              | 36.0 IN. | 0.2                     | 150            |
| STAIR C DOOR              | 36.0 IN. | 0.2                     | 150            |
| STAIR D DOOR              | 36.0 IN. | 0.2                     | 150            |
| TOTAL EXIT DOOR CAPACITY  |          |                         | 450            |
| STAIR A                   | 45.0 IN. | 0.3                     | 150            |
| STAIR C                   | 45.0 IN. | 0.3                     | 150            |
| STAIR D                   | 45.0 IN. | 0.3                     | 150            |
| TOTAL EXIT STAIR CAPACITY |          |                         | 450            |

| ROOM                | OCCUPANCY CLASS | GROSS AREA | GROSS AREA PER OCCUPANT (TABLE 1004.1) | OCCUPANT LOAD |
|---------------------|-----------------|------------|--|---------------|
| ACCESSORY PARKING   | S-2             | 37,312     | 6                                      | 6             |
| TOTAL OCCUPANT LOAD |                 |            |  | 6             |

\*STATED OCCUPANCY (FULLY ATTENDED PARKING)

| ROOM        | OCCUPANCY CLASS | GROSS AREA | GROSS AREA PER OCCUPANT (TABLE 1004.1) | OCCUPANT LOAD |
|-------------|-----------------|------------|--|---------------|
| STAIR A & B | T.O.S.          | 31.9       | 31.9                                   | 1             |
| STAIR C     | T.O.S.          | 31.9       | 31.9                                   | 1             |
| STAIR D     | T.O.S.          | 31.9       | 31.9                                   | 1             |



**A ELEVATION**  
Scale: 1/4" = 1'

**GARAGE EXTERIOR WALL CALCULATION**

- NOTE: PER CODE NYC BC-206.3.3.1, THE AREA OF GARAGE OPENINGS MUST BE AT LEAST 20% OF THE TOTAL AREA OF EACH TIER LEVEL AND THE AGGREGATE LENGTH AT LEAST 40% OF THE PERIMETER OF THE TIER.
- SOUTH ELEVATION**
- ELEVATION AREA = Length x Height = 186'-11" x 16'-11" = 3380 sq/ft
  - GARAGE OPENINGS = Openings Area x No of Vertical Openings = 10 sq/ft x 100 = 1000 sq/ft
  - MIN. REQUIRED OPENINGS = 3380 sq/ft x 20% = 676 sq/ft - PROVIDED OPENINGS = 1000 sq/ft - COMPLIES
- WEST ELEVATION**
- ELEVATION AREA = Length x Height = 207'-0" x 16'-11" = 3617 sq/ft
  - GARAGE OPENINGS = Openings Area x No of Vertical Openings = 10 sq/ft x 121 = 1210 sq/ft
  - MIN. REQUIRED OPENINGS = 3617 sq/ft x 20% = 723 sq/ft - PROVIDED OPENINGS = 1210 sq/ft - COMPLIES
- NORTH ELEVATION**
- ELEVATION AREA = Length x Height = 189'-5" x 16'-11" = 3424 sq/ft
  - GARAGE OPENINGS = Openings Area x No of Horizontal Openings = 10 sq/ft x 94 = 940 sq/ft
  - MIN. REQUIRED OPENINGS = 3424 sq/ft x 20% = 685 sq/ft - PROVIDED OPENINGS = 940 sq/ft - COMPLIES

**KEY PLAN**

**NOTES:**

LEGEND:

- 2 HR. RATED FIRE SEPARATION
- 3 HR. RATED FIRE SEPARATION

NOT FOR CONSTRUCTION

| Date       | Issued For     | By |
|------------|----------------|----|
| 03/10/2017 | ISSUED FOR DOB |    |
| 03/10/2017 | ISSUED FOR DOB |    |
| 02/14/2017 | ISSUED FOR DOB |    |
| 01/07/2017 | ISSUED FOR DOB |    |
| 01/05/2017 | ISSUED FOR DOB |    |
| 10/11/2016 | ISSUED FOR DOB |    |
| 10/12/2016 | ISSUED FOR DOB |    |
| 05/20/2016 | ISSUED FOR DOB |    |
| 02/05/2016 | ISSUED FOR DOB |    |

Number: \_\_\_\_\_ Date: \_\_\_\_\_ Revision: \_\_\_\_\_

Project:  
**City View Tower at Court Square**  
23-15 44th Drive  
Long Island City, NY 11101

Client:  
**Cityview Tower LLC**  
112-15 NORTHERN BLVD, CF-2  
CORONA, NY 11368  
(718) 321-8552

Architect:  
**HILL | WEST ARCHITECTS**  
11 BROADWAY  
17TH FLOOR  
NEW YORK, NY 10004  
T. 212 213 8007

Consultant:  
**DESTIMONE CONSULTING ENGINEERS**  
140 Broadway 25th Floor  
New York, NY 10005  
(212) 532-2211

**Cosentini Associates**  
Two Pennsylvania Plaza, 3rd FL.  
New York, NY 10121  
(212) 615-3600

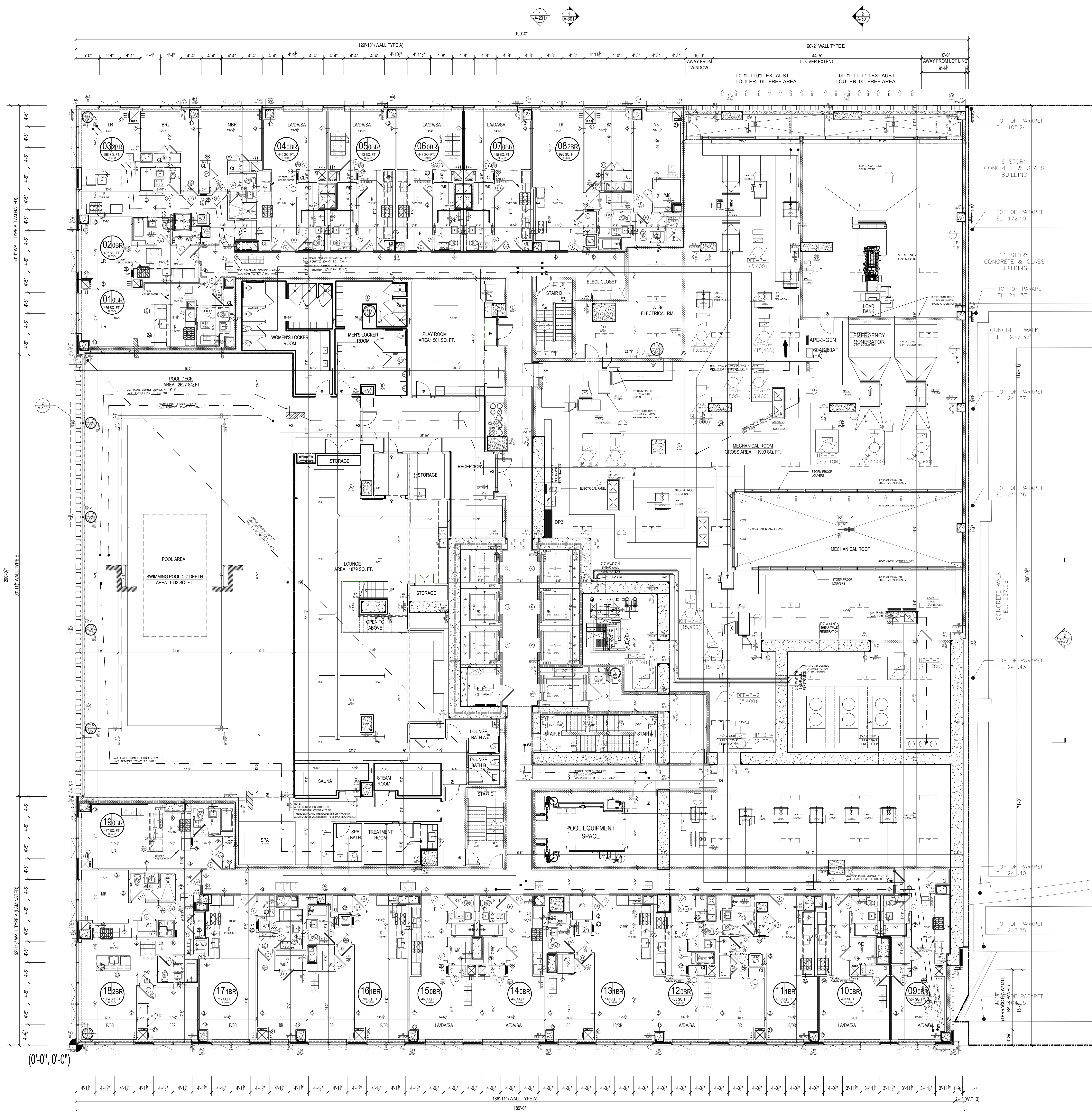
**Whitehall**  
11 Broadway, 17th Floor  
New York, NY 10004  
(212) 908-4940

DOB STAMPS & SIGNATURES:

DWG TITLE:  
**2ND FLOOR PLAN (PARKING LEVEL)**

SEAL & SIGNATURE: \_\_\_\_\_ DATE: 01/18/2017  
PROJECT #: \_\_\_\_\_ SCALE: 1/8" = 1'  
**A-102.00**  
DWG NO. \_\_\_\_\_

**HEIGHT DIAGRAM**  
Scale: 1/8" = 1'



(0'-0", 0'-0")

**1 3RD FLOOR PLAN**  
Scale: 1/8"=1'

**Apt. Light & Air Calculations 3rd Floor (12'0" Height) & 4th Floor (13'3" Height)**

| UNIT | ROOM   | HABITABLE AREA (SQ. FT.) | 10% LIGHT REQUIREMENT (SQ. FT.) | 10% LIGHT PROVIDED (SQ. FT.) | 5% AIR REQUIREMENT (SQ. FT.) | AIR PROVIDED (SQ. FT.) |
|------|--------|--------------------------|---------------------------------|------------------------------|------------------------------|------------------------|
| 01   | LR     | 291.61                   | 29.16                           | 292.98                       | 14.58                        | 27.22                  |
|      | BR     | 124.04                   | 12.40                           | 49.36                        | 6.20                         | 9.16                   |
|      | BR     | 111.82                   | 11.18                           | 46.15                        | 5.59                         | 8.91                   |
| 02   | STUDIO | 181.98                   | 18.20                           | 49.36                        | 9.10                         | 9.16                   |
| 03   | STUDIO | 173.93                   | 17.39                           | 49.36                        | 8.70                         | 9.16                   |
| 04   | STUDIO | 153.39                   | 15.34                           | 24.10                        | 7.67                         | 8.24                   |
| 05   | LR     | 226.55                   | 22.66                           | 143.14                       | 11.33                        | 27.38                  |
|      | BR     | 140.76                   | 14.08                           | 74.56                        | 7.04                         | 9.07                   |
|      | BR     | 102.35                   | 10.24                           | 48.29                        | 5.07                         | 9.07                   |
| 06   | STUDIO | 160.60                   | 16.06                           | 48.29                        | 8.03                         | 17.81                  |
| 07   | STUDIO | 173.43                   | 17.34                           | 41.98                        | 8.67                         | 9.07                   |
| 08   | STUDIO | 173.77                   | 17.38                           | 48.29                        | 8.69                         | 9.07                   |
| 09   | STUDIO | 172.63                   | 17.26                           | 52.57                        | 8.63                         | 9.41                   |
| 10   | LR     | 263.49                   | 26.35                           | 48.29                        | 13.07                        | 18.81                  |
|      | BR     | 126.99                   | 12.70                           | 23.51                        | 6.35                         | 8.99                   |
|      | BR     | 112.80                   | 11.28                           | 22.02                        | 5.64                         | 9.07                   |
| 11   | STUDIO | 162.61                   | 16.26                           | 41.98                        | 8.33                         | 17.81                  |
| 12   | STUDIO | 184.16                   | 18.42                           | 41.98                        | 9.21                         | 17.81                  |
| 13   | LR     | 262.11                   | 26.21                           | 41.98                        | 13.11                        | 17.81                  |
|      | BR     | 135.98                   | 13.60                           | 20.99                        | 6.80                         | 8.91                   |
| 14   | STUDIO | 184.57                   | 18.46                           | 41.98                        | 9.23                         | 17.81                  |
| 15   | LR     | 291.00                   | 29.10                           | 41.98                        | 14.55                        | 17.81                  |
|      | BR     | 136.06                   | 13.61                           | 46.15                        | 6.80                         | 8.91                   |
| 16   | STUDIO | 183.58                   | 18.36                           | 41.98                        | 9.18                         | 17.81                  |
| 17   | STUDIO | 183.14                   | 18.31                           | 41.98                        | 9.16                         | 17.81                  |
| 18   | LR     | 291.00                   | 29.10                           | 41.98                        | 14.55                        | 17.81                  |
|      | BR     | 130.39                   | 13.04                           | 46.15                        | 6.52                         | 8.91                   |
| 19   | LR     | 269.03                   | 26.90                           | 41.98                        | 14.45                        | 17.81                  |
|      | BR     | 129.11                   | 12.91                           | 20.99                        | 6.46                         | 8.91                   |

**3RD FLOOR OCCUPANT LOAD CALCULATIONS**

| ROOM                           | OCCUPANCY CLASS | GROSS AREA (SQ. FT.) | PER OCCUPANT (TABLE 1004.1) | OCCUPANT LOAD |
|--------------------------------|-----------------|----------------------|-----------------------------|---------------|
| UNIT 01                        | R               | 476                  | 200                         | 2             |
| UNIT 02                        | R               | 999                  | 200                         | 5             |
| UNIT 03                        | R               | 999                  | 200                         | 5             |
| UNIT 04                        | R               | 440                  | 200                         | 2             |
| UNIT 05                        | R               | 453                  | 200                         | 2             |
| UNIT 06                        | R               | 448                  | 200                         | 2             |
| UNIT 07                        | R               | 455                  | 200                         | 2             |
| UNIT 08                        | R               | 990                  | 200                         | 5             |
| UNIT 09                        | R               | 567                  | 200                         | 3             |
| UNIT 10                        | R               | 487                  | 200                         | 2             |
| UNIT 11                        | R               | 678                  | 200                         | 3             |
| UNIT 12                        | R               | 433                  | 200                         | 2             |
| UNIT 13                        | R               | 729                  | 200                         | 4             |
| UNIT 14                        | R               | 465                  | 200                         | 2             |
| UNIT 15                        | R               | 465                  | 200                         | 2             |
| UNIT 16                        | R               | 698                  | 200                         | 3             |
| UNIT 17                        | R               | 712                  | 200                         | 4             |
| UNIT 18                        | R               | 1004                 | 200                         | 5             |
| UNIT 19                        | R               | 487                  | 200                         | 2             |
| EACH FLOOR TOTAL OCCUPANT LOAD |                 |                      |                             | 97            |

**(SECTION 80105-1)**

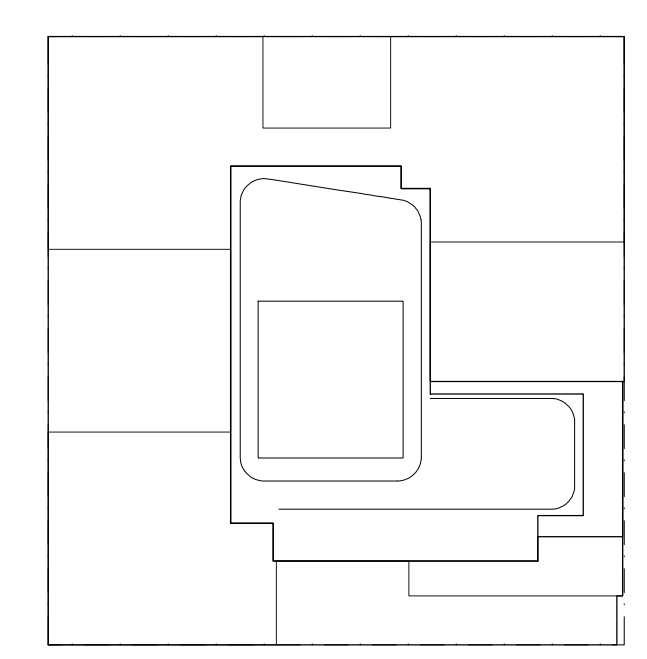
EXIT QUANTITY AND CAPACITY PROVIDED

| EXIT TYPE                 | WIDTH    | EGRESS WIDTH PER PERSON | EXIT OCCUPANCY |
|---------------------------|----------|-------------------------|----------------|
| STAR A DOOR               | 36.0 IN. | 0.2                     | 180            |
| STAR B DOOR               | 36.0 IN. | 0.2                     | 180            |
| STAR C DOOR               | 36.0 IN. | 0.2                     | 180            |
| STAR D DOOR               | 36.0 IN. | 0.2                     | 180            |
| TOTAL EXIT DOOR CAPACITY  |          |                         | 720            |
| STAR A                    | 45.0 IN. | 0.3                     | 150            |
| STAR B                    | 45.0 IN. | 0.3                     | 150            |
| STAR C                    | 45.0 IN. | 0.3                     | 150            |
| STAR D                    | 45.0 IN. | 0.3                     | 150            |
| TOTAL EXIT STAIR CAPACITY |          |                         | 600            |

**3RD FLOOR OCCUPANT LOAD CALCULATIONS**

| ROOM  | OCCUPANCY CLASS | GROSS AREA (SQ. FT.) | PER OCCUPANT (TABLE 1004.1) | OCCUPANT LOAD |
|---|-----------------|----------------------|-----------------------------|---------------|
| DECK  | A-3             | 2827                 | 15 SF                       | 176           |
| POOL  | A-4             | 1632                 | 50 SF                       | 33            |
| LOUNGE  | A-3             | 1881                 | 15 SF                       | 125           |
| PLAY ROOM   | A-3             | 501                  | 15 SF                       | 35            |
| TOTAL OCCUPANT LOAD                                   |                 |                      |                             | 369           |
| MECHANICAL ROOM                                       | F-2             | 11919                | 300 SF                      | 40            |
| TOTAL OCCUPANT LOAD                                   |                 |                      |                             | 40            |
| TOTAL OCCUPANT LOAD AT 3RD FLOOR (RES. AMENITY, MECH) |                 |                      |                             | 426           |

NOTE: TABLE 403.1 OF THE N.Y.C. P.C. WAS USED.  
 RETAIL PLUMBING REQUIREMENTS:  
 DECK, POOL, LOUNGE, PLAY ROOM = 6641S.F./PERSON = 369 PEOPLE TOTAL  
 WATER CLOSET:  
 1-500 PEOPLE = 1 W.C. (AGGREGATE) PROVIDED 8 W.C.  
 LAVATORIES:  
 1-750 PEOPLE = 1 LAV. (AGGREGATE) PROVIDED 8 LAV.  
 (1) SERVICE SINK/FACILITY  
 (2) DRINKING FOUNTAIN/1000 PEOPLE



**KEY PLAN**

**NOTES:**

LEGEND:  
 ■■■■ 2 HR. RATED FIRE SEPARATION  
 ■■■■ 3 HR. RATED FIRE SEPARATION

**NOT FOR CONSTRUCTION**

10/10/2017 ISSUED FOR DOB  
 03/01/2017 ISSUED FOR DOB  
 02/01/2017 ISSUED FOR DOB  
 01/02/2017 ISSUED FOR DOB  
 10/11/2014 100% DEVELOPMENT SET  
 10/12/2014 ISSUED FOR DOB  
 05/08/2014 ISSUED FOR DOB  
 02/05/2014 DOB FILING SET

Number: \_\_\_\_\_ Date: \_\_\_\_\_ Revision: \_\_\_\_\_  
 Project:  
**City View Tower at Court Square**  
 23-15 44th Drive  
 Long Island City, NY 11101

Client:  
**Cityview Tower LLC**  
 112-15 NORTHERN BLVD, CF-2  
 CORONA, NY 11368  
 (718) 321-8652

Architect:  
**HILL | WEST**  
 ARCHITECTS  
 11 BROADWAY  
 17TH FLOOR  
 NEW YORK, NY 10004  
 T. 212 213 8007

Consultant:  
**DESIMONE CONSULTING ENGINEERS**  
 140 Broadway 25th Floor  
 New York, NY 10005  
 (212) 532-2211  
**Cosentini Associates**  
 Two Pennsylvania Plaza, 3rd FL.  
 New York, NY 10121  
 (212) 615-3600  
**Whitehall**  
 11 Broadway, 17th Floor  
 New York, NY 10004  
 (212) 908-4940

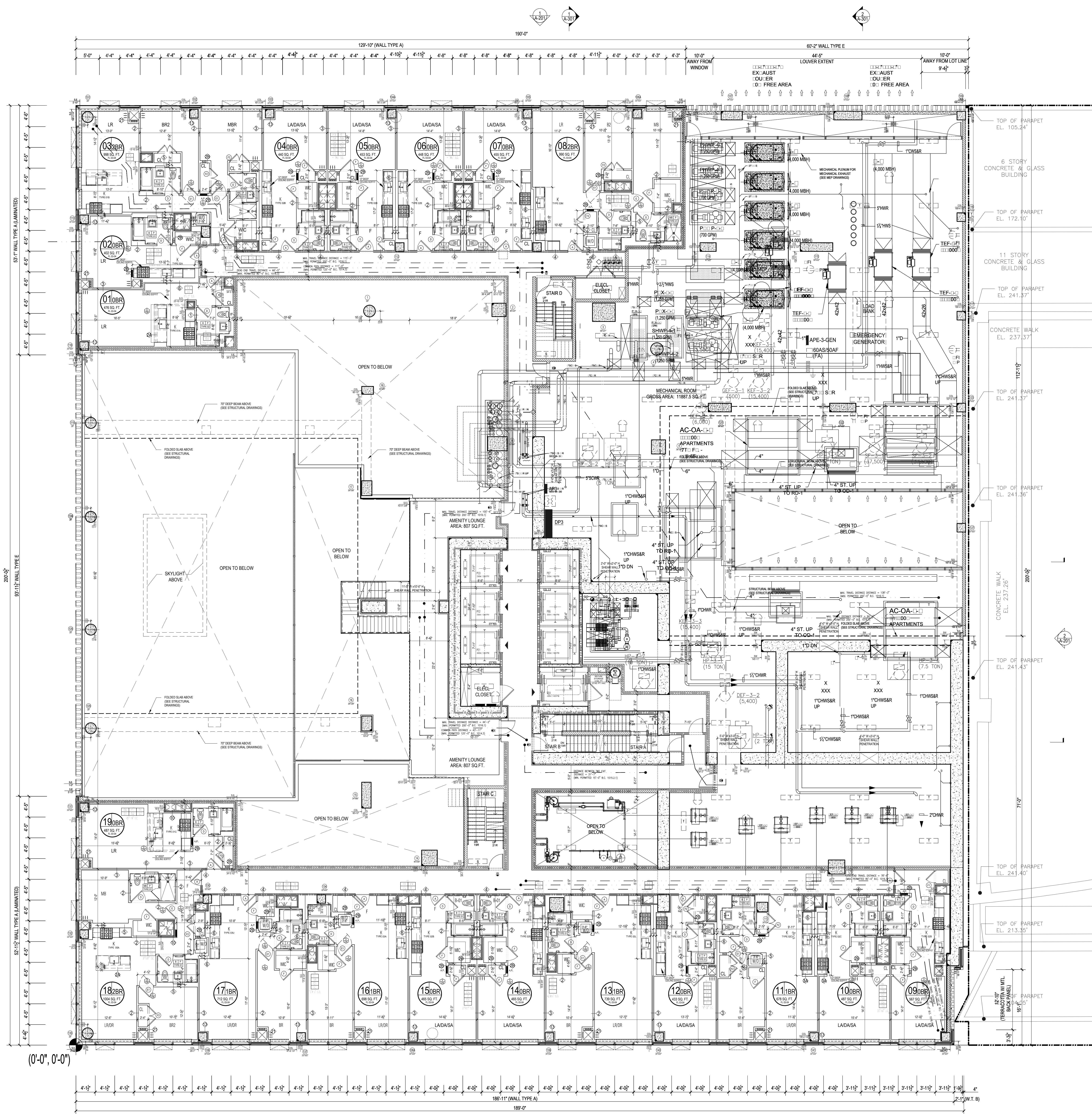
DOB STAMPS & SIGNATURES:

DWG TITLE:  
**3RD FLOOR PLAN (PODIUM LEVEL)**

SEAL & SIGNATURE: \_\_\_\_\_ DATE: 01/18/2017  
 PROJECT #: 151412  
 SCALE: 1/8"=1'-0"  
**A-103.00**  
 DWG NO. 023 OF 58



**HEIGHT DIAGRAM**  
Scale: 1/8"=1'



**Apt. Light & Air Calculations 3rd Floor (12'0" Height) & 4th Floor (13'3" Height)**

| UNIT | ROOM   | HABITABLE AREA (SQ FT) | 10% LIGHT REQUIREMENT (SQ FT) | 10% LIGHT PROVIDED (SQ FT) | 5% AIR REQUIREMENT (CFM) | AIR PROVIDED (CFM) |
|------|--------|------------------------|-------------------------------|----------------------------|--------------------------|--------------------|
| 01   | LR     | 291.61                 | 29.16                         | 192.98                     | 14.58                    | 27.22              |
|      | BR1    | 124.04                 | 12.40                         | 49.36                      | 6.20                     | 9.16               |
|      | BR2    | 111.82                 | 11.18                         | 46.15                      | 5.59                     | 8.91               |
| 02   | STUDIO | 183.98                 | 18.39                         | 49.36                      | 9.10                     | 9.16               |
| 03   | STUDIO | 173.93                 | 17.39                         | 49.36                      | 8.70                     | 9.16               |
| 04   | STUDIO | 153.39                 | 15.34                         | 24.10                      | 7.67                     | 8.24               |
| 05   | LR     | 226.55                 | 22.66                         | 143.14                     | 11.33                    | 27.38              |
|      | BR1    | 140.76                 | 14.08                         | 74.56                      | 7.04                     | 9.07               |
|      | BR2    | 103.35                 | 10.34                         | 48.29                      | 5.07                     | 9.07               |
| 06   | STUDIO | 160.60                 | 16.06                         | 48.29                      | 8.03                     | 17.81              |
| 07   | STUDIO | 173.43                 | 17.34                         | 41.98                      | 8.67                     | 9.07               |
| 08   | STUDIO | 173.77                 | 17.38                         | 48.29                      | 8.69                     | 9.07               |
| 09   | STUDIO | 172.83                 | 17.28                         | 52.57                      | 8.83                     | 9.41               |
| 10   | LR     | 293.49                 | 29.35                         | 48.29                      | 13.07                    | 18.81              |
|      | BR1    | 126.99                 | 12.70                         | 21.51                      | 6.35                     | 8.99               |
|      | BR2    | 112.80                 | 11.28                         | 22.02                      | 5.64                     | 9.07               |
| 11   | STUDIO | 162.61                 | 16.26                         | 41.98                      | 8.13                     | 17.81              |
| 12   | STUDIO | 184.16                 | 18.42                         | 41.98                      | 9.21                     | 17.81              |
| 13   | LR     | 262.11                 | 26.21                         | 41.98                      | 13.11                    | 17.81              |
|      | BR1    | 135.98                 | 13.60                         | 20.99                      | 6.80                     | 8.91               |
| 14   | STUDIO | 184.57                 | 18.46                         | 41.98                      | 9.23                     | 17.81              |
| 15   | LR     | 291.00                 | 29.10                         | 41.98                      | 14.55                    | 17.81              |
|      | BR1    | 136.06                 | 13.61                         | 48.15                      | 6.80                     | 8.91               |
| 16   | STUDIO | 183.58                 | 18.36                         | 41.98                      | 9.18                     | 17.81              |
| 17   | STUDIO | 183.14                 | 18.31                         | 41.98                      | 9.16                     | 17.81              |
| 18   | LR     | 291.00                 | 29.10                         | 41.98                      | 14.55                    | 17.81              |
|      | BR1    | 130.39                 | 13.04                         | 46.15                      | 6.52                     | 8.91               |
| 19   | LR     | 269.03                 | 26.90                         | 41.98                      | 14.45                    | 17.81              |
|      | BR1    | 129.11                 | 12.91                         | 20.99                      | 6.46                     | 8.91               |

**4TH FLOOR OCCUPANT LOAD CALCULATIONS**

| ROOM                | OCCUPANCY CLASS | GROSS AREA (SQ FT) | PER OCCUPANT (TABLE 1004.1) | OCCUPANT LOAD |
|---------------------|-----------------|--------------------|-----------------------------|---------------|
| UNIT 01             | R               | 476                | 200                         | 2             |
| UNIT 02             | R               | 399                | 200                         | 2             |
| UNIT 03             | R               | 980                | 200                         | 5             |
| UNIT 04             | R               | 440                | 200                         | 2             |
| UNIT 05             | R               | 453                | 200                         | 2             |
| UNIT 06             | R               | 448                | 200                         | 2             |
| UNIT 07             | R               | 455                | 200                         | 2             |
| UNIT 08             | R               | 990                | 200                         | 5             |
| UNIT 09             | R               | 567                | 200                         | 3             |
| UNIT 10             | R               | 487                | 200                         | 2             |
| UNIT 11             | R               | 678                | 200                         | 3             |
| UNIT 12             | R               | 433                | 200                         | 2             |
| UNIT 13             | R               | 729                | 200                         | 4             |
| UNIT 14             | R               | 465                | 200                         | 2             |
| UNIT 15             | R               | 465                | 200                         | 2             |
| UNIT 16             | R               | 698                | 200                         | 3             |
| UNIT 17             | R               | 712                | 200                         | 4             |
| UNIT 18             | R               | 1004               | 200                         | 5             |
| UNIT 19             | R               | 487                | 200                         | 2             |
| TOTAL OCCUPANT LOAD |                 |                    |                             | 97            |

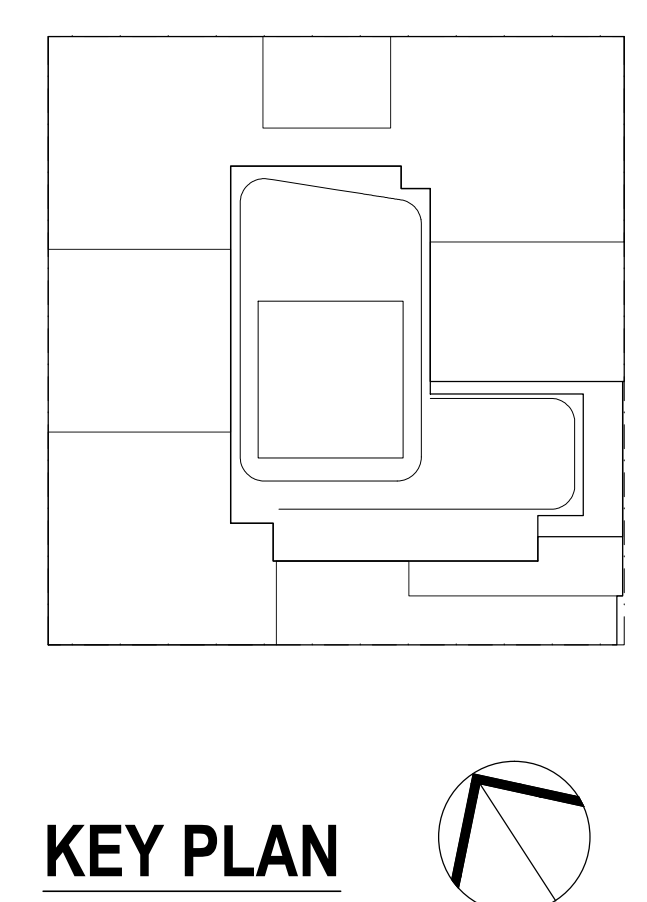
**4TH FLOOR OCCUPANT LOAD CALCULATIONS**

| ROOM                | OCCUPANCY CLASS | GROSS AREA (SQ FT) | PER OCCUPANT (TABLE 1004.1) | OCCUPANT LOAD |
|---------------------|-----------------|--------------------|-----------------------------|---------------|
| AMENITY LOUNGE      | A-3             | 807                | 15 SF                       | 54            |
| TOTAL OCCUPANT LOAD |                 |                    |                             | 54            |

**SECTION 10108.1**

**EXIT QUANTITY AND CAPACITY PROVIDED**

| EXIT TYPE                                       | WIDTH   | EGRESS WIDTH PER PERSON | EXIT OCCUPANCY |     |
|---|---------|-------------------------|----------------|-----|
| STAR A DOOR                                     | 36.0 IN | 0.2                     | 180            |     |
| STAR B DOOR                                     | 36.0 IN | 0.2                     | 180            |     |
| STAR C DOOR                                     | 36.0 IN | 0.2                     | 180            |     |
| STAR D DOOR                                     | 36.0 IN | 0.2                     | 180            |     |
| TOTAL EXIT DOOR CAPACITY                        |         |                         | 720            |     |
| STAR A  | 45.0 IN | 0.3                     | 150            |     |
| STAR B  | 45.0 IN | 0.3                     | 150            |     |
| STAR C  | 45.0 IN | 0.3                     | 150            |     |
| STAR D  | 45.0 IN | 0.3                     | 150            |     |
| TOTAL EXIT STAIR CAPACITY                       |         |                         | 600            |     |
| MECHANICAL ROOM                                 | F-2     | 11887                   | 300 SF         | 40  |
| TOTAL OCCUPANT LOAD                             |         |                         |                | 40  |
| TOTAL OCCUPANT LOAD AT 4TH FLOOR (RES AND MECH) |         |                         |                | 151 |



**NOTES:**

LEGEND:

- 2 HR. RATED FIRE SEPARATION
- 3 HR. RATED FIRE SEPARATION

**NOT FOR CONSTRUCTION**

09/20/2017 ISSUED FOR DOB  
 09/20/2017 ISSUED FOR DOB  
 07/27/2017 ISSUED FOR DOB  
 01/25/2017 ISSUED FOR DOB  
 10/12/2016 100% DOB FILING SET  
 10/12/2016 ISSUED FOR DOB  
 05/08/2016 100% DOB FILING SET  
 02/05/2016 100% DOB FILING SET

Number: \_\_\_\_\_ Date: \_\_\_\_\_ Revision: \_\_\_\_\_

Project:  
**City View Tower at Court Square**  
 23-15 44th Drive  
 Long Island City, NY 11101

Client:  
**Cityview Tower LLC**  
 112-15 NORTHERN BLVD, CF-2  
 CORONA, NY 11368  
 (718) 321-8652

Architect:  
**HILL | WEST**  
 ARCHITECTS  
 11 BROADWAY  
 17TH FLOOR  
 NEW YORK, NY 10004  
 T. 212 213 8007

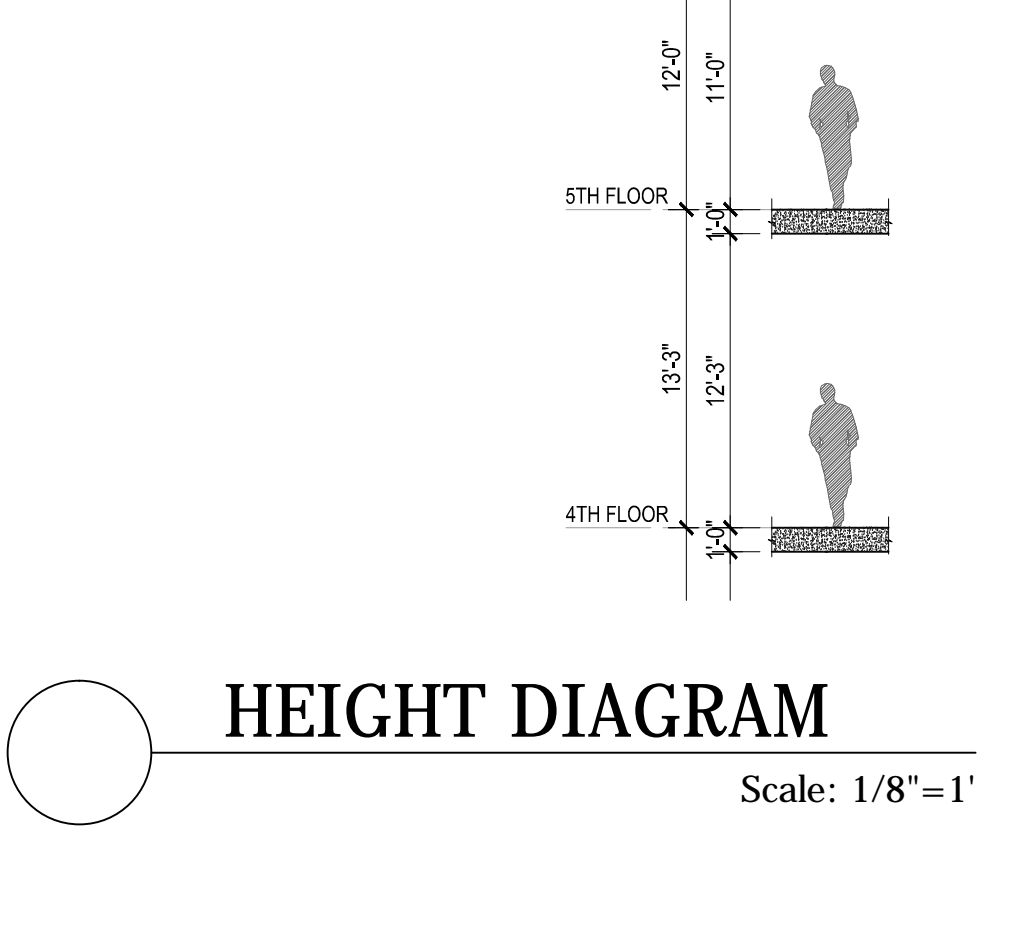
Consultant:  
**DESIMONE CONSULTING ENGINEERS**  
 140 Broadway 25th Floor  
 New York, NY 10005  
 (212) 532-2211  
**Cosentini Associates**  
 Two Pennsylvania Plaza, 3rd FL  
 New York, NY 10121  
 (212) 615-3600  
**Whitehall**  
 11 Broadway, 17th Floor  
 New York, NY 10004  
 (212) 908-4940

DOB STAMPS & SIGNATURES:

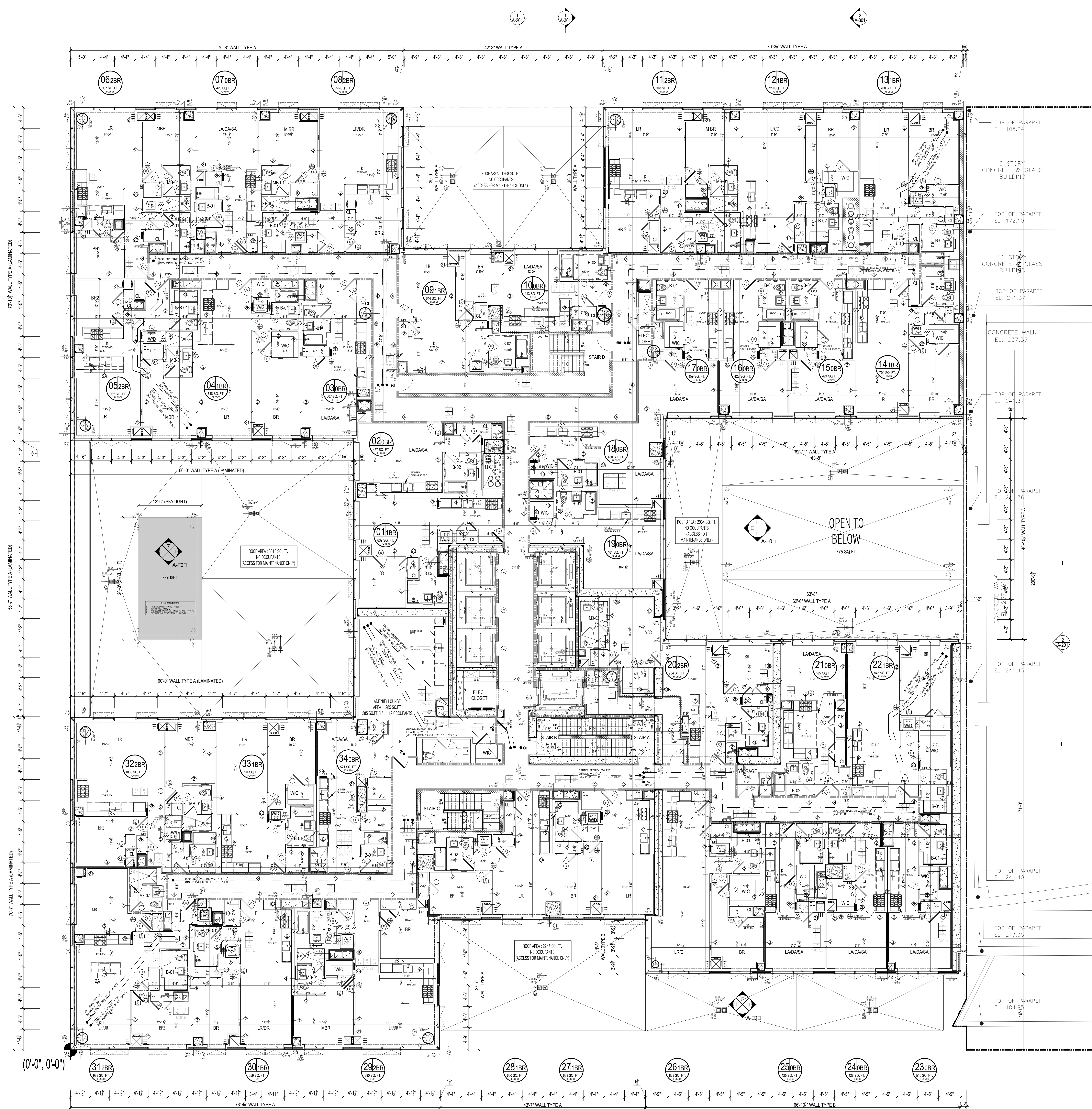
DWG TITLE:  
**4TH FLOOR PLAN (PODIUM LEVEL)**

SEAL & SIGNATURE: \_\_\_\_\_ DATE: 01/18/2017  
 PROJECT #: 15412  
 SCALE: 1/8" = 1'-0"  
**A-104.00**  
 DWG NO. 024 OF 58

**1 4TH FLOOR PLAN**  
 Scale: 1/8" = 1'





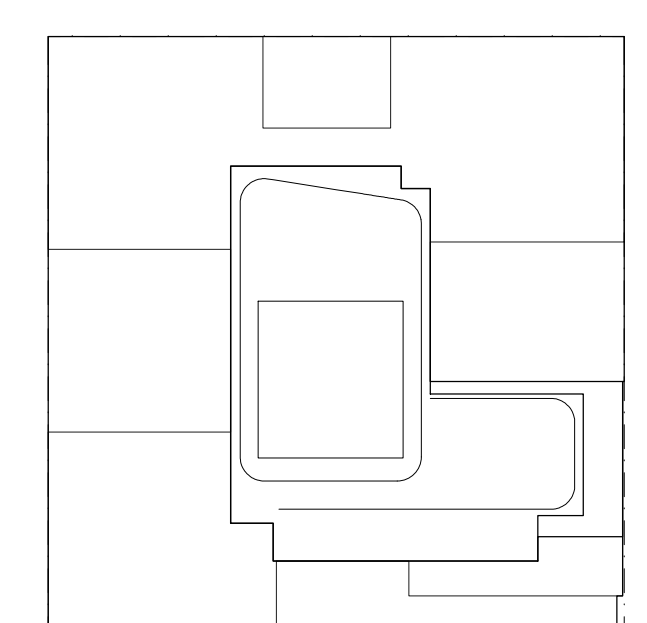


| UNIT | ROOM   | HABITABLE AREA (SQ FT) | 10% LIGHT REQUIREMENT (SQ FT) | LIGHT PROVIDED (SQ FT) | 5% AIR REQUIREMENT (CFM) | AIR PROVIDED (CFM) |
|------|--------|------------------------|-------------------------------|------------------------|--------------------------|--------------------|
| 01   | LR     | 297.22                 | 29.72                         | 163.90                 | 14.86                    | 17.81              |
|      | BR1    | 135.64                 | 13.56                         | 49.36                  | 6.78                     | 9.16               |
|      | BR2    | 105.15                 | 10.52                         | 46.15                  | 5.26                     | 8.91               |
| 02   | LR     | 311.79                 | 31.18                         | 165.85                 | 15.59                    | 27.97              |
|      | BR1    | 121.18                 | 12.12                         | 23.58                  | 6.06                     | 9.32               |
|      | BR2    | 106.83                 | 10.68                         | 49.36                  | 5.34                     | 9.16               |
| 03   | LR     | 278.64                 | 27.86                         | 47.16                  | 13.93                    | 18.64              |
|      | BR1    | 117.54                 | 11.75                         | 23.58                  | 5.88                     | 9.32               |
| 04   | STUDIO | 159.88                 | 15.99                         | 24.10                  | 7.99                     | 8.24               |
|      | LR     | 238.12                 | 23.81                         | 41.98                  | 11.91                    | 17.81              |
|      | BR1    | 116.68                 | 11.67                         | 46.15                  | 5.83                     | 8.91               |
|      | STUDIO | 166.34                 | 16.63                         | 41.98                  | 8.32                     | 8.91               |
| 06   | STUDIO | 168.23                 | 16.82                         | 48.88                  | 8.41                     | 8.99               |
| 09   | LR     | 296.4                  | 29.64                         | 43.01                  | 14.82                    | 8.99               |
|      | BR1    | 139.02                 | 13.90                         | 23.51                  | 6.95                     | 8.99               |
|      | BR2    | 256.87                 | 25.69                         | 129.57                 | 12.84                    | 27.30              |
| 10   | LR     | 119.51                 | 11.95                         | 43.02                  | 5.98                     | 17.98              |
|      | BR2    | 99.74                  | 9.97                          | 49.36                  | 4.99                     | 9.16               |
| 11   | LR     | 265.90                 | 26.59                         | 139.09                 | 13.30                    | 18.31              |
|      | BR1    | 111.69                 | 11.17                         | 22.02                  | 5.58                     | 9.07               |
|      | BR2    | 109.16                 | 10.92                         | 49.36                  | 5.96                     | 9.16               |
| 12   | STUDIO | 156.27                 | 15.63                         | 74.56                  | 7.81                     | 9.07               |
| 13   | LR     | 272.83                 | 27.28                         | 160.08                 | 13.64                    | 27.22              |
|      | BR1    | 125.92                 | 12.59                         | 22.02                  | 6.30                     | 9.07               |
|      | BR2    | 91.20                  | 9.12                          | 42.76                  | 4.56                     | 9.07               |
| 14   | LR     | 237.33                 | 23.73                         | 48.20                  | 14.07                    | 18.31              |
|      | BR1    | 104.91                 | 10.49                         | 24.10                  | 5.25                     | 9.41               |
| 15   | STUDIO | 160.34                 | 16.03                         | 48.20                  | 8.02                     | 18.81              |
| 16   | LR     | 267.48                 | 26.75                         | 158.49                 | 13.37                    | 27.05              |
|      | BR1    | 115.32                 | 11.53                         | 21.51                  | 5.77                     | 8.99               |
|      | BR2    | 91.20                  | 9.12                          | 47.18                  | 4.56                     | 9.07               |
| 17   | LR     | 301.55                 | 30.16                         | 68.73                  | 15.08                    | 17.98              |
|      | BR1    | 127.82                 | 12.78                         | 21.51                  | 6.39                     | 8.99               |
|      | BR2    | 235.47                 | 23.55                         | 43.01                  | 11.77                    | 17.98              |
| 18   | LR     | 135.05                 | 13.51                         | 21.51                  | 6.75                     | 8.99               |
| 19   | LR     | 274.20                 | 27.42                         | 43.09                  | 13.71                    | 18.31              |
|      | BR1    | 138.22                 | 13.82                         | 22.54                  | 6.91                     | 9.16               |
|      | STUDIO | 166.75                 | 16.68                         | 45.09                  | 8.34                     | 18.31              |
| 21   | STUDIO | 166.23                 | 16.62                         | 45.09                  | 8.31                     | 18.31              |
| 22   | STUDIO | 205.02                 | 20.50                         | 45.09                  | 10.45                    | 18.31              |
| 23   | STUDIO | 172.32                 | 17.23                         | 21.51                  | 8.62                     | 8.99               |
| 24   | STUDIO | 246.95                 | 24.70                         | 68.73                  | 12.35                    | 17.98              |
| 25   | LR     | 224.60                 | 22.46                         | 40.42                  | 11.23                    | 17.48              |
|      | BR1    | 153.25                 | 15.33                         | 21.51                  | 7.66                     | 8.99               |
|      | BR2    | 105.17                 | 10.52                         | 50.43                  | 5.26                     | 9.24               |
| 26   | STUDIO | 195.60                 | 19.56                         | 50.43                  | 9.78                     | 18.48              |
| 27   | LR     | 249.93                 | 24.99                         | 46.12                  | 12.50                    | 18.48              |
|      | BR1    | 115.68                 | 11.57                         | 23.06                  | 5.78                     | 9.24               |
|      | STUDIO | 199.77                 | 19.98                         | 45.09                  | 9.99                     | 18.31              |
| 29   | STUDIO | 150.13                 | 15.01                         | 45.09                  | 7.51                     | 18.31              |
| 30   | STUDIO | 163.19                 | 16.32                         | 45.09                  | 8.16                     | 18.31              |
| 31   | LR     | 399.58                 | 39.96                         | 128.03                 | 19.98                    | 18.31              |
|      | BR1    | 116.12                 | 11.61                         | 45.09                  | 5.81                     | 9.16               |
| 32   | LR     | 236.99                 | 23.70                         | 44.05                  | 11.85                    | 18.14              |
|      | BR1    | 107.18                 | 10.72                         | 22.02                  | 5.36                     | 9.07               |
| 33   | LR     | 146.60                 | 14.66                         | 44.05                  | 7.33                     | 18.14              |
|      | BR1    | 118.58                 | 11.86                         | 69.03                  | 5.93                     | 9.07               |
|      | BR2    | 234.01                 | 23.40                         | 46.12                  | 11.70                    | 18.48              |
|      | BR3    | 110.97                 | 11.10                         | 46.15                  | 5.55                     | 8.91               |
|      | BR4    | 122.32                 | 12.23                         | 114.99                 | 6.36                     | 9.91               |
| 35   | LR     | 282.72                 | 28.27                         | 41.98                  | 14.14                    | 17.81              |
|      | BR1    | 99.10                  | 9.91                          | 20.99                  | 4.96                     | 8.91               |

| ROOM                                  | OCCUPANCY CLASS | GROSS AREA | OCCUPANT PER OCCUPANT TABLE 1004.1 | OCCUPANT LOAD |
|---------------------------------------|-----------------|------------|------------------------------------|---------------|
| UNIT 01                               | R               | 998        | 200                                | 5             |
| UNIT 02                               | R               | 1007       | 200                                | 5             |
| UNIT 03                               | R               | 700        | 200                                | 4             |
| UNIT 04                               | R               | 521        | 200                                | 3             |
| UNIT 05                               | R               | 714        | 200                                | 4             |
| UNIT 06                               | R               | 587        | 200                                | 3             |
| UNIT 09                               | R               | 748        | 200                                | 4             |
| UNIT 10                               | R               | 932        | 200                                | 5             |
| UNIT 11                               | R               | 907        | 200                                | 5             |
| UNIT 12                               | R               | 420        | 200                                | 2             |
| UNIT 13                               | R               | 956        | 200                                | 5             |
| UNIT 14                               | R               | 583        | 200                                | 3             |
| UNIT 15                               | R               | 417        | 200                                | 2             |
| UNIT 16                               | R               | 916        | 200                                | 5             |
| UNIT 17                               | R               | 729        | 200                                | 4             |
| UNIT 18                               | R               | 798        | 200                                | 4             |
| UNIT 19                               | R               | 704        | 200                                | 4             |
| UNIT 20                               | R               | 424        | 200                                | 2             |
| UNIT 21                               | R               | 428        | 200                                | 2             |
| UNIT 22                               | R               | 459        | 200                                | 2             |
| UNIT 23                               | R               | 479        | 200                                | 2             |
| UNIT 24                               | R               | 483        | 200                                | 2             |
| UNIT 25                               | R               | 954        | 200                                | 5             |
| UNIT 26                               | R               | 526        | 200                                | 3             |
| UNIT 27                               | R               | 845        | 200                                | 4             |
| UNIT 28                               | R               | 510        | 200                                | 3             |
| UNIT 29                               | R               | 428        | 200                                | 2             |
| UNIT 30                               | R               | 425        | 200                                | 2             |
| UNIT 31                               | R               | 829        | 200                                | 4             |
| UNIT 32                               | R               | 637        | 200                                | 3             |
| UNIT 33                               | R               | 601        | 200                                | 3             |
| UNIT 34                               | R               | 980        | 200                                | 5             |
| UNIT 35                               | R               | 659        | 200                                | 3             |
| AMENITY LOUNGE                        | R               | 285        | 15                                 | 19            |
| COMMON TERRACE                        | R               | 285        | 15                                 | 19            |
| (EACH FLOOR) TOTAL OCCUPANT LOAD 1111 |                 |            |                                    |               |

| EXIT TYPE                 | WIDTH    | EGRESS WIDTH PER PERSON | EXIT OCCUPANCY |
|---------------------------|----------|-------------------------|----------------|
| STAIR A DOOR              | 36.0 IN. | 0.2                     | 180            |
| STAIR B DOOR              | 36.0 IN. | 0.2                     | 180            |
| STAIR C DOOR              | 36.0 IN. | 0.2                     | 180            |
| STAIR D DOOR              | 36.0 IN. | 0.2                     | 180            |
| TOTAL EXIT DOOR CAPACITY  |          |                         | 720            |
| STAIR A                   | 45.0 IN. | 0.3                     | 150            |
| STAIR B                   | 45.0 IN. | 0.3                     | 150            |
| STAIR C                   | 45.0 IN. | 0.3                     | 150            |
| STAIR D                   | 45.0 IN. | 0.3                     | 150            |
| TOTAL EXIT STAIR CAPACITY |          |                         | 600            |

| ROOM        | OCCUPANCY CLASS | GROSS AREA | OCCUPANT PER OCCUPANT TABLE 1004.1 | OCCUPANT LOAD |
|-------------|-----------------|------------|------------------------------------|---------------|
| STAIR A & B | T.O.S.          | 73.9'      |                                    |               |
| STAIR C     | T.O.S.          | 73.9'      |                                    |               |
| STAIR D     | T.O.S.          | 73.9'      |                                    |               |
| STAIR E     | T.O.S.          | 73.9'      |                                    |               |



KEY PLAN

NOTES:  
 LEGEND:  
 ■■■■ 2 HR. RATED FIRE SEPARATION  
 ■■■■ 3 HR. RATED FIRE SEPARATION

NOT FOR CONSTRUCTION

09/18/2017 ISSUED FOR DOB  
 09/18/2017 ISSUED FOR DOB  
 02/14/2017 ISSUED FOR DOB  
 01/02/2017 ISSUED FOR DOB  
 10/11/2014 100% DEVELOPMENT SET  
 10/12/2014 ISSUED FOR DOB  
 05/08/2014 ISSUED FOR DOB  
 02/05/2014 DOB FILING SET

Project:  
**City View Tower at Court Square**  
 23-15 44th Drive  
 Long Island City, NY 11101

Client:  
**Cityview Tower LLC**  
 112-15 NORTHERN BLVD, CF-2  
 CORONA, NY 11368  
 (718) 321-8652

Architect:  
**HILL | WEST ARCHITECTS**  
 11 BROADWAY  
 17TH FLOOR  
 NEW YORK, NY 10004  
 T. 212 213 8007

Consultant:  
**DESIMONE CONSULTING ENGINEERS**  
 140 Broadway 25th Floor  
 New York, NY 10005  
 (212) 532-2211  
**Cosentini Associates**  
 Two Pennsylvania Plaza, 3rd FL.  
 New York, NY 10121  
 (212) 615-3600

**Whitehall**  
 11 Broadway, 17th Floor  
 New York, NY 10004  
 (212) 908-4940

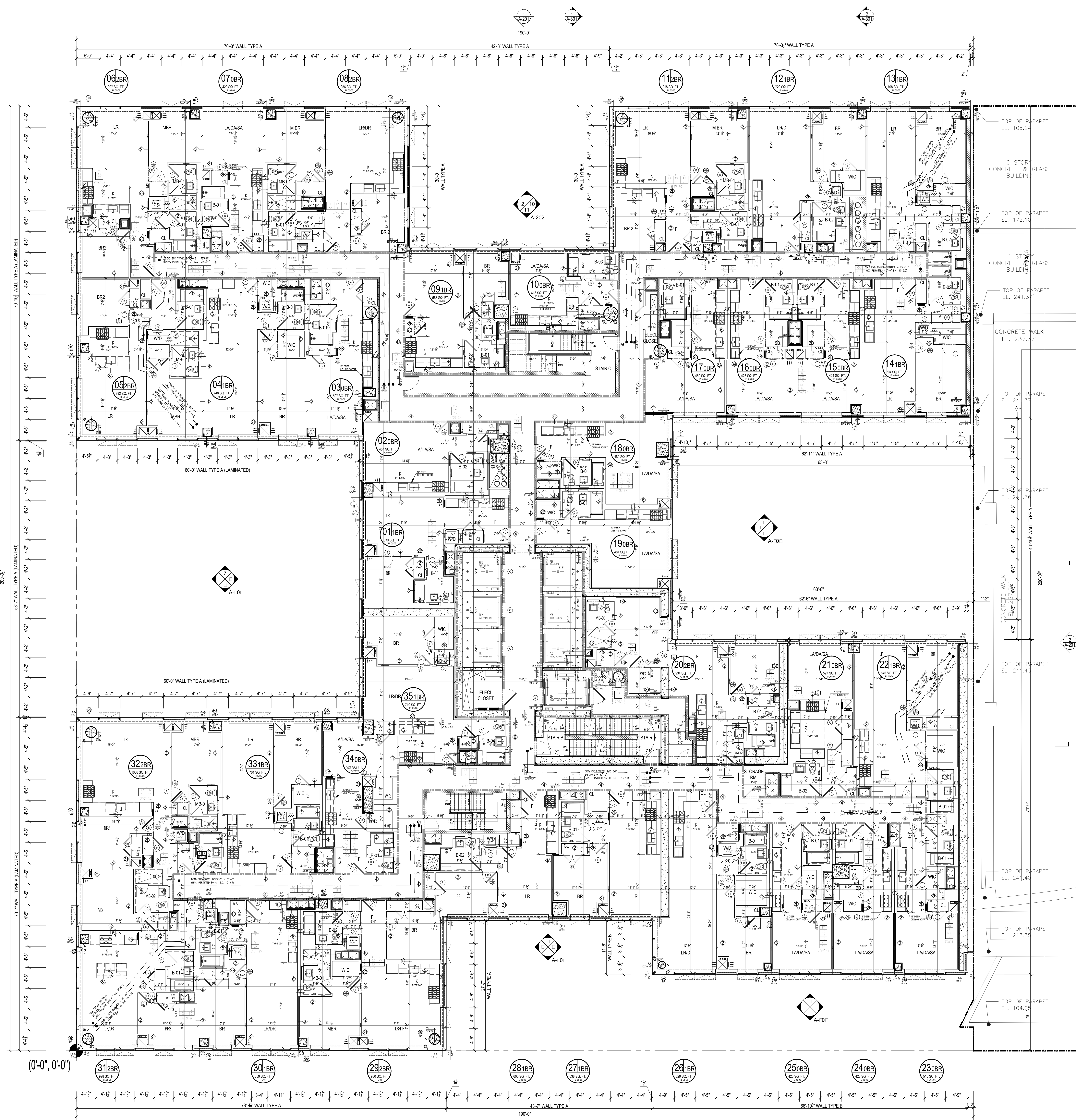
DOB STAMPS & SIGNATURES:

DWG TITLE:  
**5TH FLOOR PLAN (PODIUM LEVEL)**

SEAL & SIGNATURE: [Signature]  
 DATE: 01/18/2017  
 PROJECT #: 15412  
 SCALE: 1/8" = 1'-0"  
**A-105.00**  
 DWG NO. 025 OF 98

1 **5TH FLOOR PLAN**  
 Scale: 1/8" = 1'

**HEIGHT DIAGRAM**  
 Scale: 1/8" = 1'

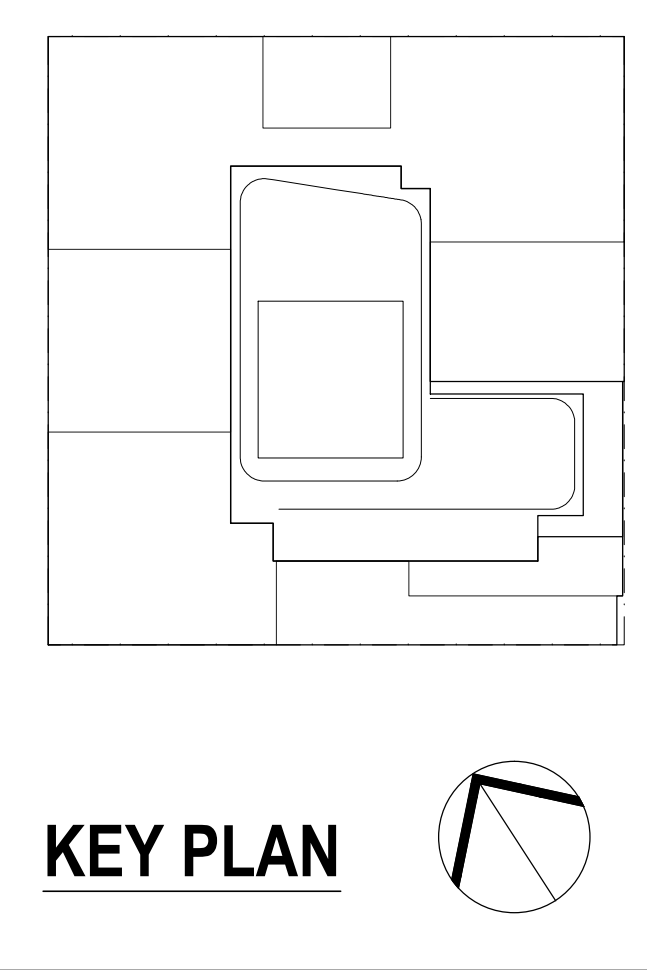
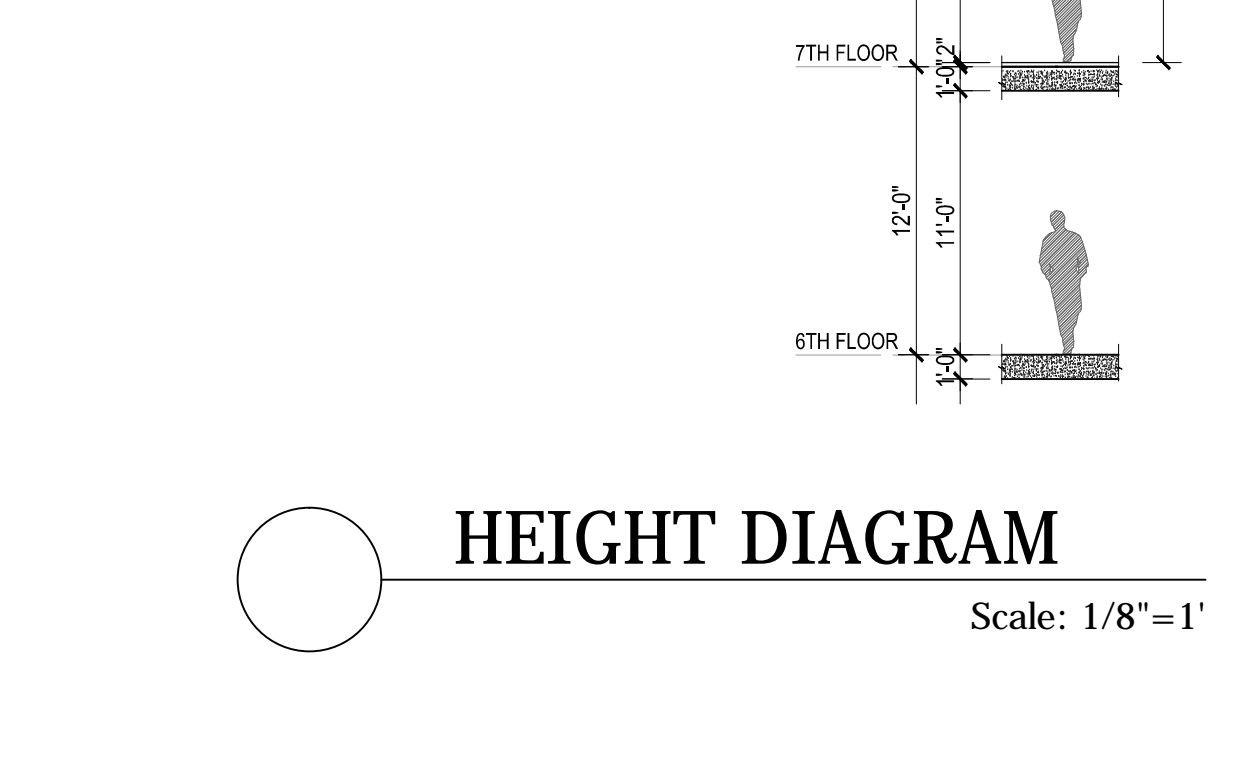


**1 6TH FLOOR PLAN**  
Scale: 1/8" = 1'

| UNIT | ROOM   | HABITABLE AREA (SQ FT) | 10% LIGHT REQUIREMENT (SQ FT) | 10% LIGHT PROVIDED (SQ FT) | 5% AIR REQUIREMENT (SQ FT) | 5% AIR PROVIDED (SQ FT) |
|------|--------|------------------------|-------------------------------|----------------------------|----------------------------|-------------------------|
| 01   | LR     | 297.22                 | 29.72                         | 163.90                     | 14.86                      | 17.81                   |
|      | BR1    | 135.64                 | 13.56                         | 49.36                      | 6.78                       | 9.16                    |
|      | BR2    | 105.15                 | 10.52                         | 46.15                      | 5.26                       | 6.91                    |
| 02   | LR     | 311.79                 | 31.18                         | 165.85                     | 15.59                      | 27.97                   |
|      | BR1    | 121.18                 | 12.12                         | 23.58                      | 6.06                       | 9.32                    |
|      | BR2    | 106.83                 | 10.68                         | 49.36                      | 5.34                       | 9.16                    |
| 03   | LR     | 278.64                 | 27.86                         | 47.16                      | 13.93                      | 18.64                   |
|      | BR1    | 117.54                 | 11.75                         | 23.58                      | 5.88                       | 9.32                    |
| 04   | STUDIO | 159.88                 | 15.99                         | 24.18                      | 7.99                       | 8.24                    |
| 05   | LR     | 213.55                 | 21.36                         | 41.98                      | 10.68                      | 17.81                   |
|      | BR1    | 116.00                 | 11.60                         | 20.99                      | 5.80                       | 8.91                    |
|      | BR2    | 238.12                 | 23.81                         | 41.98                      | 11.91                      | 17.81                   |
| 06   | BR1    | 116.68                 | 11.67                         | 46.15                      | 5.83                       | 8.91                    |
| 07   | STUDIO | 166.34                 | 16.63                         | 41.98                      | 8.32                       | 8.91                    |
| 08   | STUDIO | 158.23                 | 15.82                         | 48.88                      | 8.41                       | 8.99                    |
| 09   | LR     | 296.4                  | 29.64                         | 43.01                      | 14.82                      | 8.99                    |
|      | BR1    | 139.02                 | 13.90                         | 21.51                      | 6.95                       | 8.99                    |
|      | BR2    | 256.87                 | 25.69                         | 129.57                     | 12.84                      | 27.30                   |
| 10   | LR     | 219.53                 | 21.95                         | 43.01                      | 5.98                       | 9.98                    |
|      | BR2    | 99.74                  | 9.97                          | 49.36                      | 4.99                       | 9.16                    |
| 11   | LR     | 265.90                 | 26.59                         | 139.09                     | 13.30                      | 18.31                   |
|      | BR1    | 111.69                 | 11.17                         | 22.02                      | 5.58                       | 9.07                    |
|      | BR2    | 108.16                 | 10.82                         | 49.36                      | 5.86                       | 9.16                    |
| 12   | STUDIO | 154.27                 | 15.43                         | 74.56                      | 7.81                       | 9.07                    |
| 13   | LR     | 272.83                 | 27.28                         | 160.08                     | 13.64                      | 27.22                   |
|      | BR1    | 125.92                 | 12.59                         | 22.02                      | 6.30                       | 9.07                    |
|      | BR2    | 91.20                  | 9.12                          | 42.76                      | 4.56                       | 9.07                    |
| 14   | LR     | 237.33                 | 23.73                         | 48.20                      | 11.87                      | 18.81                   |
|      | BR1    | 104.91                 | 10.49                         | 24.10                      | 5.25                       | 9.41                    |
| 15   | STUDIO | 160.34                 | 16.03                         | 48.20                      | 8.02                       | 18.81                   |
|      | BR1    | 267.48                 | 26.75                         | 158.49                     | 13.37                      | 27.05                   |
|      | BR2    | 115.32                 | 11.53                         | 21.51                      | 5.77                       | 8.99                    |
| 16   | LR     | 219.20                 | 21.92                         | 47.16                      | 4.99                       | 9.07                    |
| 17   | LR     | 301.55                 | 30.16                         | 68.73                      | 15.08                      | 17.98                   |
|      | BR1    | 127.82                 | 12.78                         | 21.51                      | 6.39                       | 8.99                    |
|      | BR2    | 235.47                 | 23.55                         | 43.01                      | 11.77                      | 17.98                   |
| 18   | LR     | 135.05                 | 13.51                         | 21.51                      | 6.75                       | 8.99                    |
| 19   | LR     | 274.20                 | 27.42                         | 45.09                      | 13.71                      | 18.31                   |
|      | BR1    | 138.22                 | 13.82                         | 22.54                      | 6.91                       | 9.16                    |
| 20   | STUDIO | 166.75                 | 16.68                         | 45.09                      | 8.34                       | 18.31                   |
| 21   | STUDIO | 166.23                 | 16.62                         | 45.09                      | 8.31                       | 18.31                   |
| 22   | STUDIO | 205.02                 | 20.50                         | 45.09                      | 10.25                      | 18.31                   |
| 23   | STUDIO | 172.33                 | 17.23                         | 21.51                      | 8.62                       | 9.99                    |
| 24   | STUDIO | 246.95                 | 24.70                         | 68.73                      | 12.35                      | 17.98                   |
| 25   | LR     | 224.60                 | 22.46                         | 40.42                      | 11.23                      | 17.48                   |
|      | BR1    | 153.25                 | 15.33                         | 21.51                      | 7.66                       | 8.99                    |
|      | BR2    | 108.17                 | 10.82                         | 58.43                      | 5.26                       | 9.24                    |
| 26   | STUDIO | 195.40                 | 19.56                         | 50.43                      | 9.78                       | 18.48                   |
| 27   | LR     | 249.93                 | 24.99                         | 46.12                      | 12.50                      | 18.48                   |
|      | BR1    | 115.68                 | 11.57                         | 23.06                      | 5.78                       | 9.24                    |
| 28   | STUDIO | 199.77                 | 19.98                         | 45.09                      | 9.99                       | 18.31                   |
| 29   | STUDIO | 150.13                 | 15.01                         | 45.09                      | 7.51                       | 18.31                   |
| 30   | STUDIO | 163.19                 | 16.32                         | 45.09                      | 8.16                       | 18.31                   |
| 31   | LR     | 399.58                 | 39.96                         | 128.03                     | 19.98                      | 18.31                   |
|      | BR1    | 116.12                 | 11.61                         | 45.09                      | 5.81                       | 9.16                    |
|      | BR2    | 236.99                 | 23.70                         | 44.05                      | 11.85                      | 18.34                   |
| 32   | LR     | 107.58                 | 10.72                         | 22.02                      | 5.86                       | 9.07                    |
| 33   | LR     | 146.60                 | 14.66                         | 44.05                      | 7.33                       | 18.14                   |
|      | BR1    | 118.58                 | 11.86                         | 69.03                      | 5.93                       | 9.07                    |
|      | BR2    | 234.01                 | 23.40                         | 46.12                      | 11.70                      | 18.48                   |
| 34   | LR     | 110.97                 | 11.10                         | 46.15                      | 5.55                       | 8.91                    |
|      | BR2    | 225.22                 | 22.52                         | 114.99                     | 6.26                       | 9.91                    |
| 35   | LR     | 282.72                 | 28.27                         | 41.98                      | 14.14                      | 17.81                   |
|      | BR1    | 99.10                  | 9.91                          | 20.99                      | 4.96                       | 8.91                    |

| ROOM                           | OCCUPANCY CLASS | GROSS AREA | PER OCCUPANT (TABLE 1004.1) | OCCUPANT LOAD |
|--------------------------------|-----------------|------------|-----------------------------|---------------|
| UNIT 01                        | R               | 998        | 200                         | 5             |
| UNIT 02                        | R               | 1007       | 200                         | 5             |
| UNIT 03                        | R               | 700        | 200                         | 4             |
| UNIT 04                        | R               | 521        | 200                         | 3             |
| UNIT 05                        | R               | 719        | 200                         | 4             |
| UNIT 06                        | R               | 642        | 200                         | 3             |
| UNIT 07                        | R               | 455        | 200                         | 2             |
| UNIT 08                        | R               | 507        | 200                         | 3             |
| UNIT 09                        | R               | 748        | 200                         | 4             |
| UNIT 10                        | R               | 932        | 200                         | 5             |
| UNIT 11                        | R               | 907        | 200                         | 5             |
| UNIT 12                        | R               | 420        | 200                         | 2             |
| UNIT 13                        | R               | 956        | 200                         | 5             |
| UNIT 14                        | R               | 993        | 200                         | 5             |
| UNIT 15                        | R               | 417        | 200                         | 2             |
| UNIT 16                        | R               | 918        | 200                         | 5             |
| UNIT 17                        | R               | 729        | 200                         | 4             |
| UNIT 18                        | R               | 708        | 200                         | 4             |
| UNIT 19                        | R               | 704        | 200                         | 4             |
| UNIT 20                        | R               | 424        | 200                         | 2             |
| UNIT 21                        | R               | 428        | 200                         | 2             |
| UNIT 22                        | R               | 459        | 200                         | 2             |
| UNIT 23                        | R               | 479        | 200                         | 2             |
| UNIT 24                        | R               | 483        | 200                         | 2             |
| UNIT 25                        | R               | 934        | 200                         | 5             |
| UNIT 26                        | R               | 526        | 200                         | 3             |
| UNIT 27                        | R               | 845        | 200                         | 4             |
| UNIT 28                        | R               | 510        | 200                         | 3             |
| UNIT 29                        | R               | 428        | 200                         | 2             |
| UNIT 30                        | R               | 425        | 200                         | 2             |
| UNIT 31                        | R               | 829        | 200                         | 4             |
| UNIT 32                        | R               | 637        | 200                         | 3             |
| UNIT 33                        | R               | 601        | 200                         | 3             |
| UNIT 34                        | R               | 980        | 200                         | 5             |
| UNIT 35                        | R               | 659        | 200                         | 3             |
| EACH FLOOR TOTAL OCCUPANT LOAD |                 |            |                             | 116           |

| (SECTION BC100.1)                   |         |                         |                |     |
|-------------------------------------|---------|-------------------------|----------------|-----|
| EXIT QUANTITY AND CAPACITY PROVIDED |         |                         |                |     |
| EXIT TYPE                           | WIDTH   | EGRESS WIDTH PER PERSON | EXIT OCCUPANCY |     |
| STAIR A DOOR                        | 36.0 RL | 0.2                     | 150            |     |
| STAIR B DOOR                        | 36.0 RL | 0.2                     | 150            |     |
| STAIR C DOOR                        | 36.0 RL | 0.2                     | 150            |     |
| STAIR D DOOR                        | 36.0 RL | 0.2                     | 150            |     |
| TOTAL EXIT DOOR CAPACITY            |         |                         | 720            |     |
| STAIR A                             | 45.0 RL | 0.3                     | 150            |     |
| STAIR B                             | 45.0 RL | 0.3                     | 150            |     |
| STAIR C                             | 45.0 RL | 0.3                     | 150            |     |
| STAIR D                             | 45.0 RL | 0.3                     | 150            |     |
| TOTAL EXIT STAIR CAPACITY           |         |                         | 600            |     |
| TOTAL OCCUPANT LOAD AT 6TH FLOOR    |         |                         |                | 116 |
| STAIR A & B                         | T.O.S.  |                         |                |     |
| 6TH FLOOR                           | 87'-0"  |                         |                |     |
| STAIR C                             | T.O.S.  |                         |                |     |
| 6TH FLOOR                           | 87'-0"  |                         |                |     |
| STAIR D                             | T.O.S.  |                         |                |     |
| 6TH FLOOR                           | 87'-0"  |                         |                |     |



**NOTES:**

LEGEND:

— 2 HR. RATED FIRE SEPARATION

— 3 HR. RATED FIRE SEPARATION

NOT FOR CONSTRUCTION

10/18/2017 ISSUED FOR DOB  
10/18/2017 ISSUED FOR DOB  
01/07/2017 SUPERSTRUCTURE SET  
01/07/2017 ISSUED FOR DOB  
10/11/2014 100% DOB FOUNDATION SET  
10/12/2014 ISSUED FOR DOB  
05/08/2014 ISSUED FOR DOB  
02/05/2014 DOB FILING SET

Number: \_\_\_\_\_ Date: \_\_\_\_\_ Revision: \_\_\_\_\_

Project:  
**City View Tower at Court Square**  
23-15 44th Drive  
Long Island City, NY 11101

Client:  
**Cityview Tower LLC**  
112-15 NORTHERN BLVD, CF-2  
CORONA, NY 11368  
(718) 321-8652

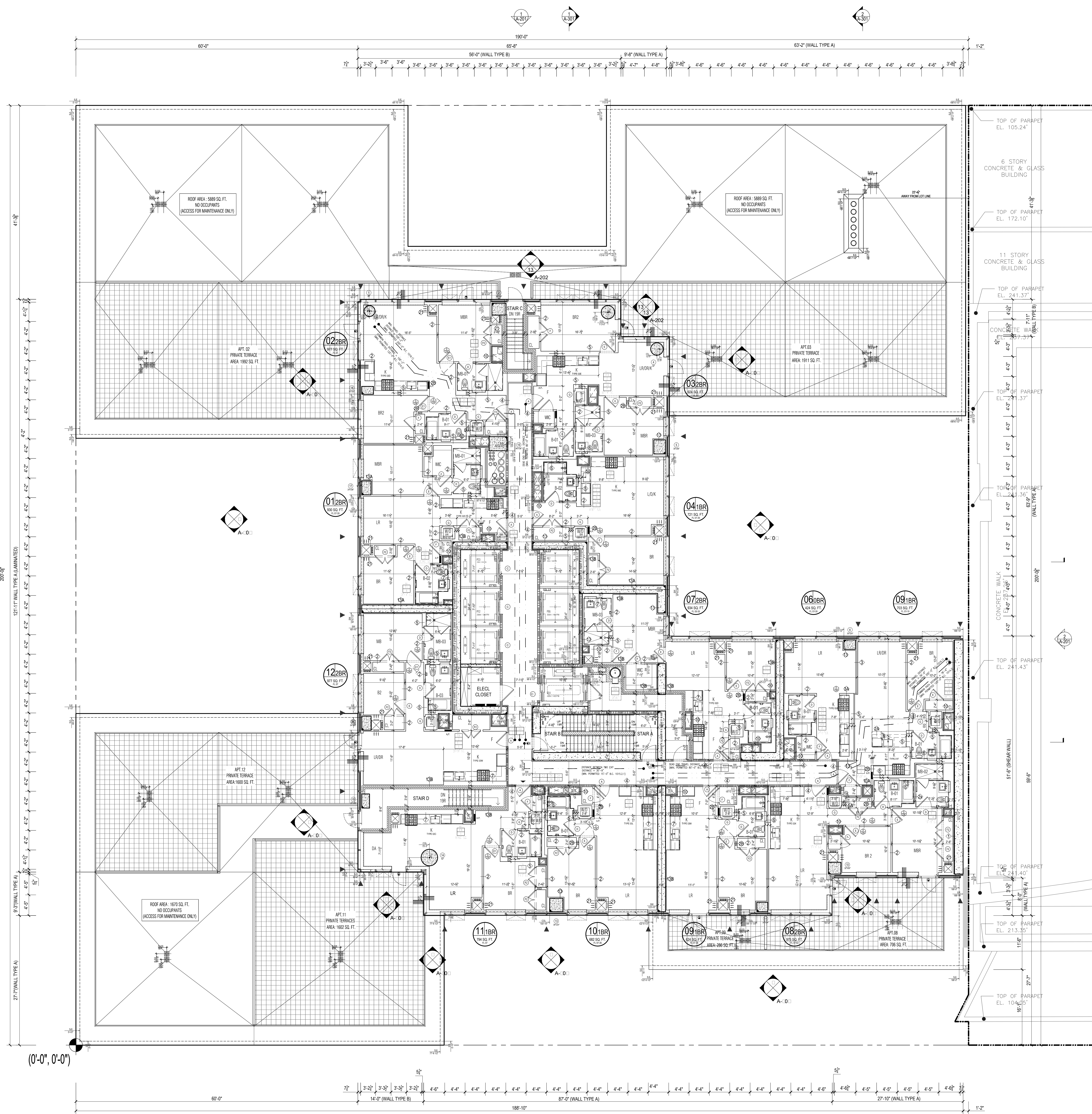
Architect:  
**HILL | WEST**  
ARCHITECTS  
11 BROADWAY  
17TH FLOOR  
NEW YORK, NY 10004  
T. 212 213 8007

Consultant:  
**DESIMONE CONSULTING ENGINEERS**  
140 Broadway 25th Floor  
New York, NY 10005  
(212) 532-2211  
**Cosentini Associates**  
Two Pennsylvania Plaza, 3rd FL.  
New York, NY 10121  
(212) 615-3600  
**Whitehall**  
11 Broadway, 17th Floor  
New York, NY 10004  
(212) 908-4940

DOB STAMPS & SIGNATURES:

DWG TITLE:  
**6TH FLOOR PLAN (PODIUM LEVEL)**

SEAL & SIGNATURE: \_\_\_\_\_ DATE: 01/18/2017  
PROJECT #: 1512  
SCALE: 1/8" = 1'-0"  
**A-106.00**  
DWG NO. 026 OF 38



**Apt. Light & Air Calculations 7th Floor (12'0" Height)**

| UNIT | ROOM | HABITABLE AREA (SQ FT) | 10% LIGHT REQUIREMENT (SQ FT) | 10% LIGHT PROVIDED (SQ FT) | 5% AIR REQUIREMENT (CFM) | AIR PROVIDED (CFM) |
|------|------|------------------------|-------------------------------|----------------------------|--------------------------|--------------------|
| 01   | LR   | 326.23                 | 32.62                         | 209.43                     | 16.31                    | 17.31              |
|      | BR1  | 123.58                 | 12.36                         | 48.29                      | 6.18                     | 9.07               |
| 02   | LR   | 184.55                 | 18.46                         | 46.15                      | 9.23                     | 8.91               |
|      | BR1  | 142.89                 | 14.29                         | 46.15                      | 7.14                     | 8.91               |
|      | BR2  | 123.96                 | 12.40                         | 46.15                      | 6.20                     | 8.91               |
| 03   | LR   | 165.81                 | 16.58                         | 46.15                      | 8.29                     | 8.91               |
|      | BR1  | 125.16                 | 12.52                         | 20.99                      | 6.26                     | 8.91               |
|      | BR2  | 107.99                 | 10.80                         | 46.15                      | 5.40                     | 8.91               |
| 04   | LR   | 234.27                 | 23.43                         | 143.44                     | 11.71                    | 17.81              |
|      | BR1  | 130.04                 | 13.00                         | 55.46                      | 6.50                     | 8.24               |
|      | BR2  | 109.37                 | 10.94                         | 46.15                      | 5.47                     | 8.91               |
| 05   | LR   | 248.20                 | 24.82                         | 112.41                     | 12.41                    | 17.98              |
|      | BR1  | 105.95                 | 10.60                         | 21.51                      | 5.30                     | 8.99               |
|      | BR2  | 139.47                 | 13.95                         | 130.74                     | 6.97                     | 24.58              |
| 06   | LR   | 233.30                 | 23.33                         | 68.73                      | 11.67                    | 17.98              |
|      | BR1  | 137.98                 | 13.80                         | 47.22                      | 6.90                     | 8.99               |
|      | BR2  | 122.34                 | 12.23                         | 40.42                      | 6.12                     | 17.48              |
|      | BR3  | 154.25                 | 15.43                         | 21.51                      | 7.66                     | 8.99               |
| 07   | LR   | 234.27                 | 23.43                         | 143.44                     | 11.71                    | 17.81              |
|      | BR1  | 140.09                 | 14.01                         | 23.06                      | 7.00                     | 9.24               |
|      | BR2  | 272.16                 | 27.22                         | 160.81                     | 13.61                    | 26.05              |
|      | BR3  | 138.95                 | 13.90                         | 45.09                      | 6.95                     | 18.31              |
|      | BR4  | 97.67                  | 9.77                          | 22.54                      | 4.88                     | 9.16               |
|      | BR5  | 223.58                 | 22.36                         | 44.05                      | 11.38                    | 18.14              |
|      | BR6  | 121.62                 | 12.16                         | 22.02                      | 6.08                     | 9.07               |
|      | BR7  | 257.64                 | 25.76                         | 44.05                      | 12.88                    | 18.14              |
|      | BR8  | 120.52                 | 12.05                         | 22.02                      | 6.03                     | 9.07               |

**7TH FLOOR OCCUPANT LOAD CALCULATIONS**

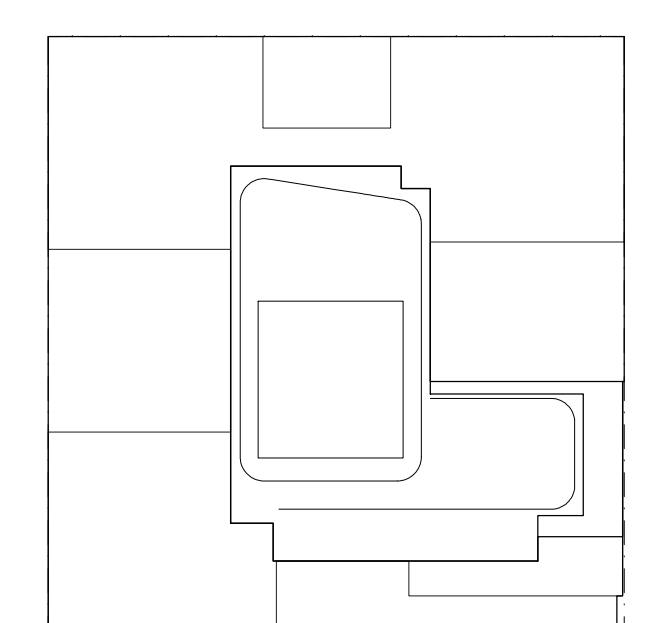
| ROOM                                    | OCCUPANCY CLASS | GROSS AREA | NET AREA | PER OCCUPANT | OCCUPANT LOAD |
|---|-----------------|------------|----------|--------------|---------------|
| UNIT 01                                 | R               | 793        | 200      | 4            | 4             |
| UNIT 02                                 | R               | 977        | 200      | 5            | 5             |
| UNIT 03                                 | R               | 931        | 200      | 5            | 5             |
| UNIT 04                                 | R               | 977        | 200      | 5            | 5             |
| UNIT 05                                 | R               | 924        | 200      | 5            | 5             |
| UNIT 06                                 | R               | 721        | 200      | 4            | 4             |
| UNIT 07                                 | R               | 934        | 200      | 5            | 5             |
| UNIT 08                                 | R               | 424        | 200      | 2            | 2             |
| UNIT 09                                 | R               | 783        | 200      | 4            | 4             |
| UNIT 10                                 | R               | 975        | 200      | 5            | 5             |
| UNIT 11                                 | R               | 624        | 200      | 3            | 3             |
| UNIT 12                                 | R               | 682        | 200      | 3            | 3             |
| <b>(EACH FLOOR) TOTAL OCCUPANT LOAD</b> |                 |            |          |              | <b>48</b>     |

**EXIT QUANTITY AND CAPACITY PROVIDED**

| EXIT TYPE                        | WIDTH    | EGRESS WIDTH PER PERSON | EXIT OCCUPANCY |
|----------------------------------|----------|-------------------------|----------------|
| STAIR A DOOR                     | 36.0 IN. | 0.2                     | 150            |
| STAIR B DOOR                     | 36.0 IN. | 0.2                     | 150            |
| <b>TOTAL EXIT DOOR CAPACITY</b>  |          |                         | <b>300</b>     |
| STAIR A                          | 45.0 IN. | 0.3                     | 150            |
| STAIR B                          | 45.0 IN. | 0.3                     | 150            |
| <b>TOTAL EXIT STAIR CAPACITY</b> |          |                         | <b>300</b>     |

**TOTAL OCCUPANT LOAD AT 7TH FLOOR**

|           |        |     |
|-----------|--------|-----|
| STAIR A   | T.O.S. | 150 |
| STAIR B   | T.O.S. | 150 |
| STAIR C   | T.O.S. | 150 |
| STAIR D   | T.O.S. | 150 |
| 7TH FLOOR | 99-9'  | 300 |



**KEY PLAN**

**NOTES:**

- LEGEND:
- 2 HR. RATED FIRE SEPARATION
  - 3 HR. RATED FIRE SEPARATION

**NOT FOR CONSTRUCTION**

- 01/10/2017 ISSUED FOR DOB
- 03/01/2017 ISSUED FOR DOB
- 02/10/2017 ISSUED FOR DOB
- 01/07/2017 SUPERSTRUCTURE SET
- 01/03/2017 ISSUED FOR DOB
- 10/11/2014 100% DOB FUNDING SET
- 10/12/2014 ISSUED FOR DOB
- 05/08/2014 ISSUED FOR DOB
- 02/05/2014 DOB FILING SET

Number: Date: Revision:

**Project:**  
**City View Tower at Court Square**  
 23-15 44th Drive  
 Long Island City, NY 11101

**Client:**  
**Cityview Tower LLC**  
 112-15 NORTHERN BLVD, CF-2  
 CORONA, NY 11368  
 (718) 321-8652

**Architect:**  
**HILL | WEST**  
 ARCHITECTS  
 11 BROADWAY  
 17TH FLOOR  
 NEW YORK, NY 10004  
 T. 212 213 8007

**Consultant:**  
**DESIMONE CONSULTING ENGINEERS**  
 140 Broadway 25th Floor  
 New York, NY, 10005  
 (212) 532-2211  
**Cosentini Associates**  
 Two Pennsylvania Plaza, 3rd FL.  
 New York, NY 10121  
 (212) 615-3600  
**Whitehall**  
 11 Broadway, 17th Floor  
 New York, NY 10004  
 (212) 908-4940

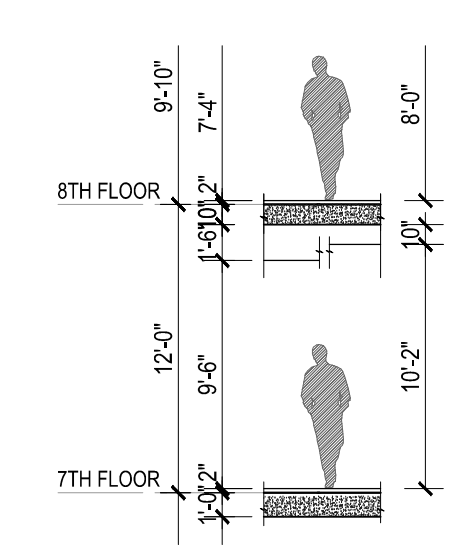
DOB STAMPS & SIGNATURES:

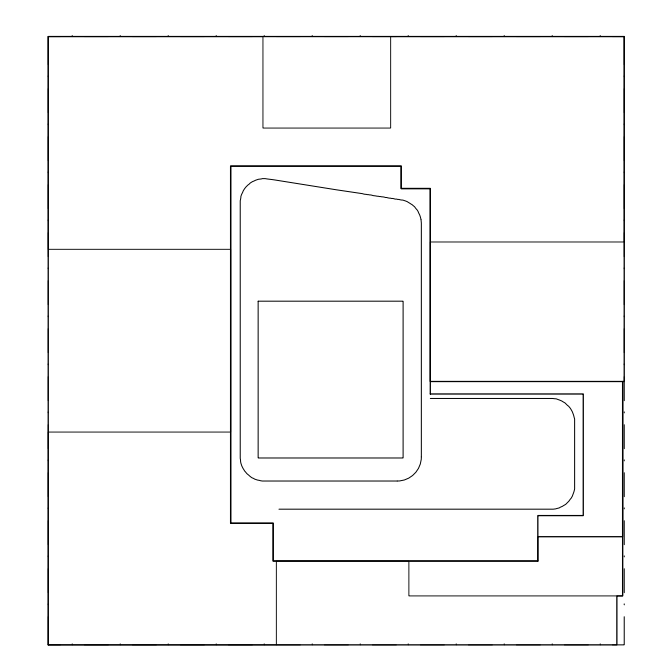
**DWG TITLE:**  
 7TH FLOOR PLAN  
 (LOWER LEVEL)

**SEAL & SIGNATURE:** [Signature]  
**DATE:** 01/18/2017  
**PROJECT #:** 15412  
**SCALE:** 1/8" = 1'-0"  
**A-107.00**  
**DWG NO.**

**1 7TH FLOOR PLAN**  
 Scale: 1/8" = 1'

**HEIGHT DIAGRAM**  
 Scale: 1/8" = 1'





**KEY PLAN**

**NOTES:**

- LEGEND:
- 2 HR. RATED FIRE SEPARATION
  - 3 HR. RATED FIRE SEPARATION

VERTICAL GUIDE TRACK  
 ANCHOR INSTALLED IN BUILDING  
 FACADE FOR INTERMITTENT  
 STABILIZATION OF SUSPENDED  
 PLATFORM.

APPROXIMATE LOCATION OF  
 STAINLESS STEEL BUILDING  
 ANCHOR INSTALLED IN BUILDING  
 FACADE FOR INTERMITTENT  
 STABILIZATION OF SUSPENDED  
 PLATFORM.

**Apt. Light & Air Calculations 8-19th Floor (9'10" Height)**

| UNIT | ROOM | HABITABLE AREA (Sq Ft) | 10% LIGHT REQUIREMENT (Sq Ft) | LIGHT PROVIDED (Sq Ft) | % AIR REQUIREMENT (Sq Ft) | AIR PROVIDED (Sq Ft) |
|------|------|------------------------|-------------------------------|------------------------|---------------------------|----------------------|
| 01   | LR   | 583.22                 | 58.32                         | 284.09                 | 29.16                     | 36.79                |
|      | BR1  | 146.57                 | 14.66                         | 49.54                  | 7.33                      | 9.45                 |
| 02   | LR   | 112.01                 | 11.20                         | 47.34                  | 5.60                      | 9.28                 |
|      | BR2  | 199.82                 | 19.98                         | 47.34                  | 9.69                      | 18.56                |
| 03   | LR   | 106.43                 | 10.64                         | 47.34                  | 5.32                      | 9.28                 |
|      | BR1  | 166.81                 | 16.68                         | 47.34                  | 8.29                      | 9.28                 |
| 04   | LR   | 125.16                 | 12.52                         | 21.55                  | 6.26                      | 9.28                 |
|      | BR2  | 107.99                 | 10.80                         | 47.34                  | 5.40                      | 9.28                 |
| 05   | LR   | 234.27                 | 23.43                         | 147.12                 | 11.71                     | 18.56                |
|      | BR1  | 146.94                 | 14.69                         | 56.91                  | 7.35                      | 17.23                |
| 06   | LR   | 109.37                 | 10.94                         | 47.34                  | 5.47                      | 9.28                 |
|      | BR2  | 212.40                 | 21.24                         | 115.30                 | 10.62                     | 18.73                |
| 07   | LR   | 173.67                 | 17.37                         | 134.11                 | 8.68                      | 25.51                |
|      | BR2  | 126.62                 | 12.66                         | 22.08                  | 6.33                      | 9.36                 |
| 08   | LR   | 233.30                 | 23.33                         | 70.52                  | 11.67                     | 18.73                |
|      | BR1  | 137.98                 | 13.80                         | 48.44                  | 6.90                      | 9.36                 |
| 09   | LR   | 224.60                 | 22.46                         | 41.51                  | 11.23                     | 18.23                |
|      | BR1  | 154.25                 | 15.33                         | 22.08                  | 7.66                      | 9.36                 |
| 10   | LR   | 105.17                 | 10.52                         | 51.74                  | 5.26                      | 9.61                 |
|      | BR2  | 281.25                 | 28.13                         | 47.36                  | 14.06                     | 19.23                |
| 11   | LR   | 140.09                 | 14.01                         | 23.68                  | 7.00                      | 9.61                 |
|      | BR1  | 272.16                 | 27.22                         | 103.44                 | 13.61                     | 27.17                |
| 12   | LR   | 138.95                 | 13.90                         | 46.29                  | 6.95                      | 19.06                |
|      | BR2  | 97.67                  | 9.77                          | 23.15                  | 4.88                      | 9.53                 |
| 13   | LR   | 223.58                 | 22.36                         | 45.23                  | 11.18                     | 18.89                |
|      | BR1  | 121.62                 | 12.16                         | 22.62                  | 6.08                      | 9.45                 |
| 14   | LR   | 251.64                 | 25.16                         | 45.23                  | 12.88                     | 18.89                |
|      | BR1  | 120.52                 | 12.05                         | 22.62                  | 6.03                      | 9.45                 |

**8TH THRU 19TH FLOOR OCCUPANT LOAD CALCULATIONS**

| ROOM  | OCCUPANCY CLASS | GROSS AREA PER OCCUPANT (TABLE 1004.1) | OCCUPANT LOAD |
|---|-----------------|--|---------------|
| UNIT 01   | R               | 198                                    | 200           |
| UNIT 02   | R               | 672                                    | 200           |
| UNIT 03   | R               | 931                                    | 200           |
| UNIT 04   | R               | 1004                                   | 200           |
| UNIT 05   | R               | 989                                    | 200           |
| UNIT 06   | R               | 721                                    | 200           |
| UNIT 07   | R               | 934                                    | 200           |
| UNIT 08   | R               | 424                                    | 200           |
| UNIT 09   | R               | 703                                    | 200           |
| UNIT 10   | R               | 975                                    | 200           |
| UNIT 11   | R               | 624                                    | 200           |
| UNIT 12   | R               | 682                                    | 200           |
| <b>(EACH FLOOR) TOTAL OCCUPANT LOAD</b>                 |                 |  | <b>50</b>     |
| <b>TOTAL OCCUPANT LOAD EACH FLOOR: (8TH-19TH FLOOR)</b> |                 |  | <b>50</b>     |

**(SECTION RC100.1)**

**EXIT QUANTITY AND CAPACITY PROVIDED**

| EXIT TYPE                        | WIDTH   | EGRESS WIDTH PER PERSON | EXIT OCCUPANCY |
|----------------------------------|---------|-------------------------|----------------|
| STAR A DOOR                      | 36.0 KL | 0.2                     | 180            |
| STAR B DOOR                      | 36.0 KL | 0.2                     | 180            |
| <b>TOTAL EXIT DOOR CAPACITY</b>  |         |                         | <b>360</b>     |
| STAR A                           | 45.0 KL | 0.3                     | 150            |
| STAR B                           | 45.0 KL | 0.3                     | 150            |
| <b>TOTAL EXIT STAIR CAPACITY</b> |         |                         | <b>300</b>     |

**NOT FOR CONSTRUCTION**

- 01/18/2017 ISSUED FOR DOB
- 03/01/2017 ISSUED FOR DOB
- 02/04/2017 ISSUED FOR DOB
- 01/07/2017 SUPERSTRUCTURE SET
- 01/02/2017 ISSUED FOR DOB
- 10/11/2014 100% DOB FOUNDATION SET
- 10/12/2014 ISSUED FOR DOB
- 05/08/2014 ISSUED FOR DOB
- 02/05/2014 DOB FILING SET

Number: \_\_\_\_\_ Date: \_\_\_\_\_ Revision: \_\_\_\_\_

**Project:**  
**City View Tower at Court Square**  
 23-15 44th Drive  
 Long Island City, NY 11101

**Client:**  
**Cityview Tower LLC**  
 112-15 NORTHERN BLVD, CF-2  
 CORONA, NY 11368  
 (718) 321-8652

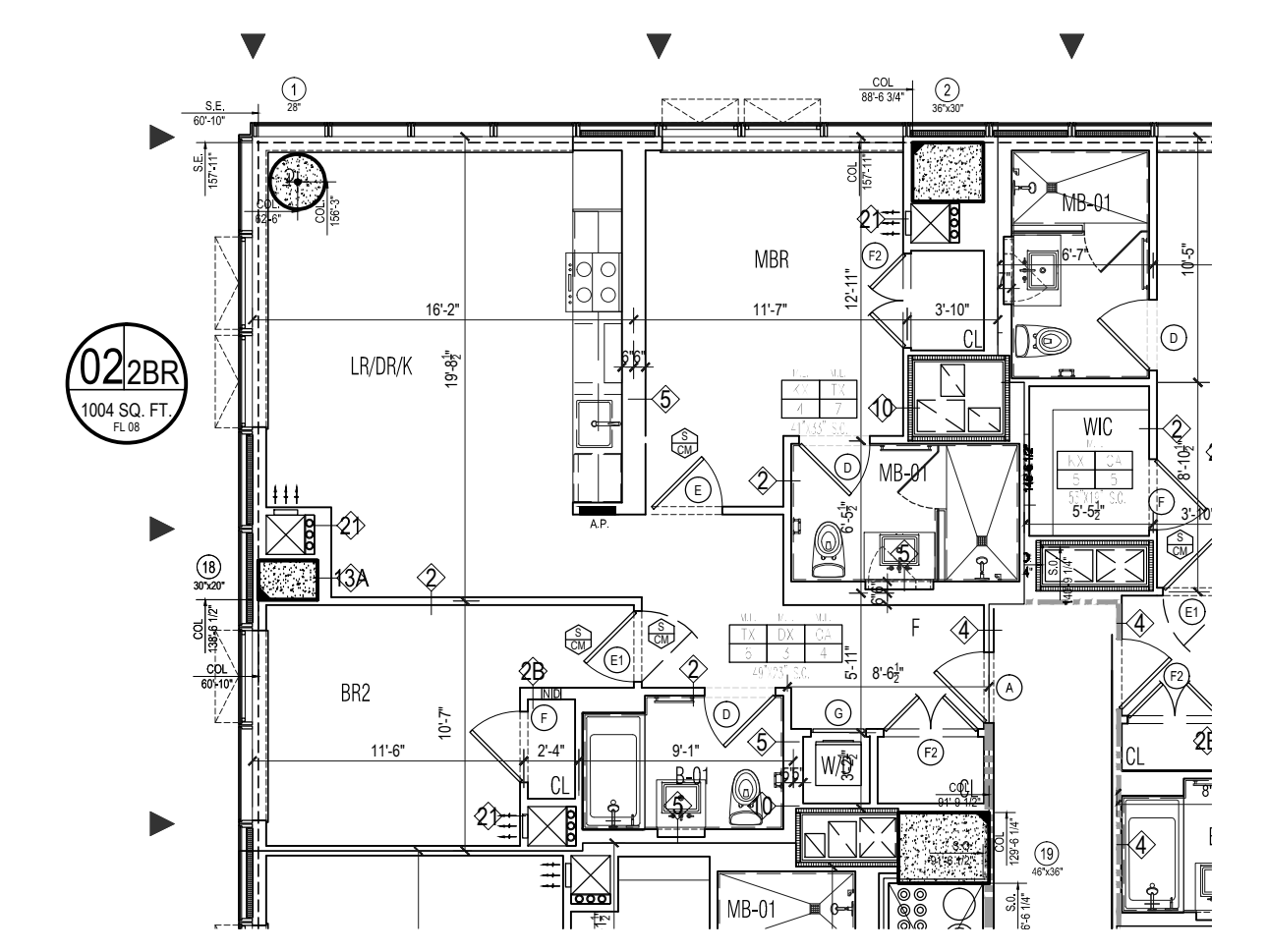
**Architect:**  
**HILL | WEST**  
 ARCHITECTS  
 11 BROADWAY  
 17TH FLOOR  
 NEW YORK, NY 10004  
 T. 212 213 8007

**Consultant:**  
**DESIMONE CONSULTING ENGINEERS**  
 140 Broadway 25th Floor  
 New York, NY, 10005  
 (212) 532-2211  
**Cosentini Associates**  
 Two Pennsylvania Plaza, 3rd FL.  
 New York, NY 10121  
 (212) 615-3600  
**Whitehall**  
 11 Broadway, 17th Floor  
 New York, NY 10004  
 (212) 908-4940

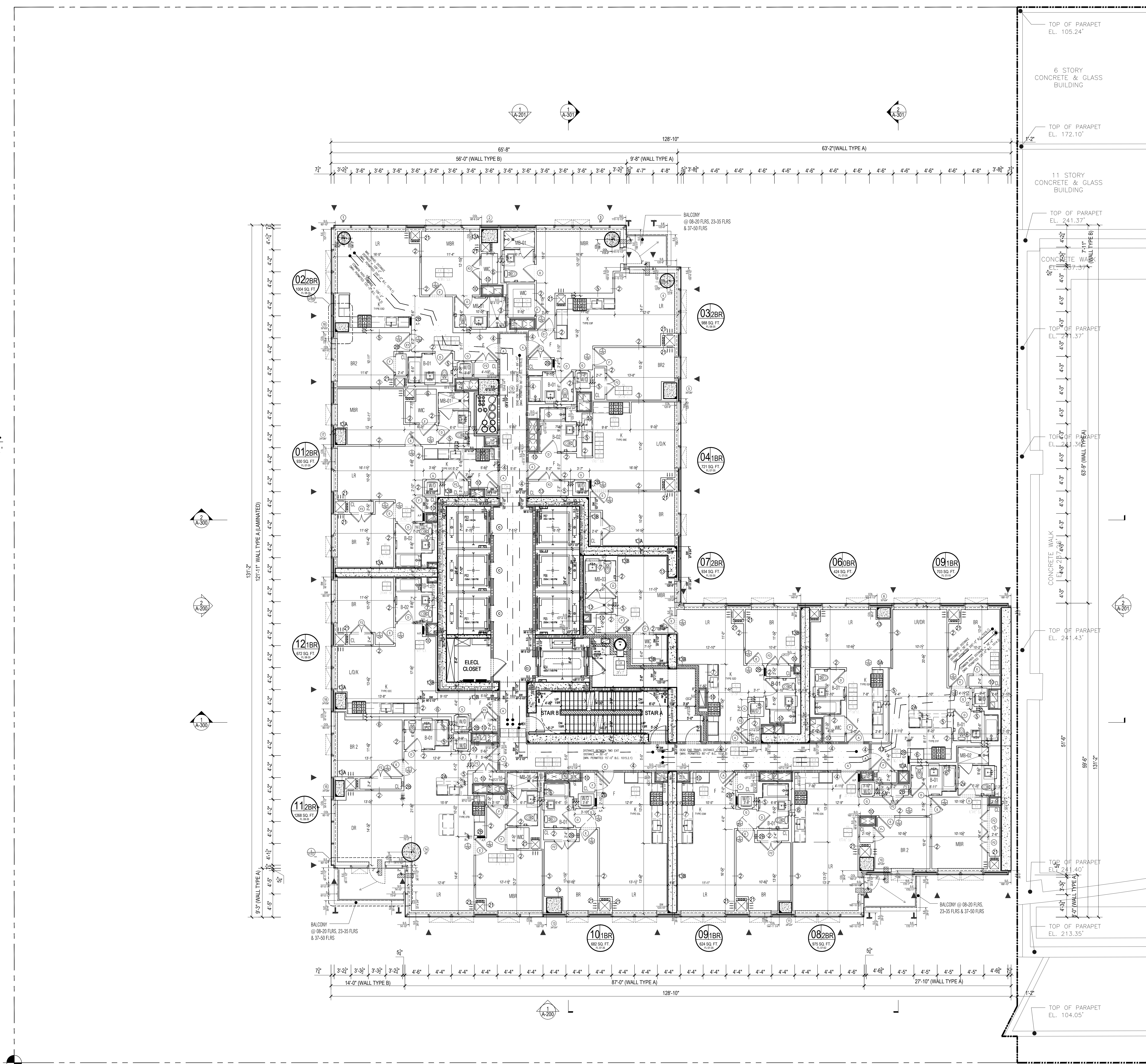
DOB STAMPS & SIGNATURES:

DWG TITLE:  
**8TH-19TH FLOORS PLAN (LOWER LEVEL)**

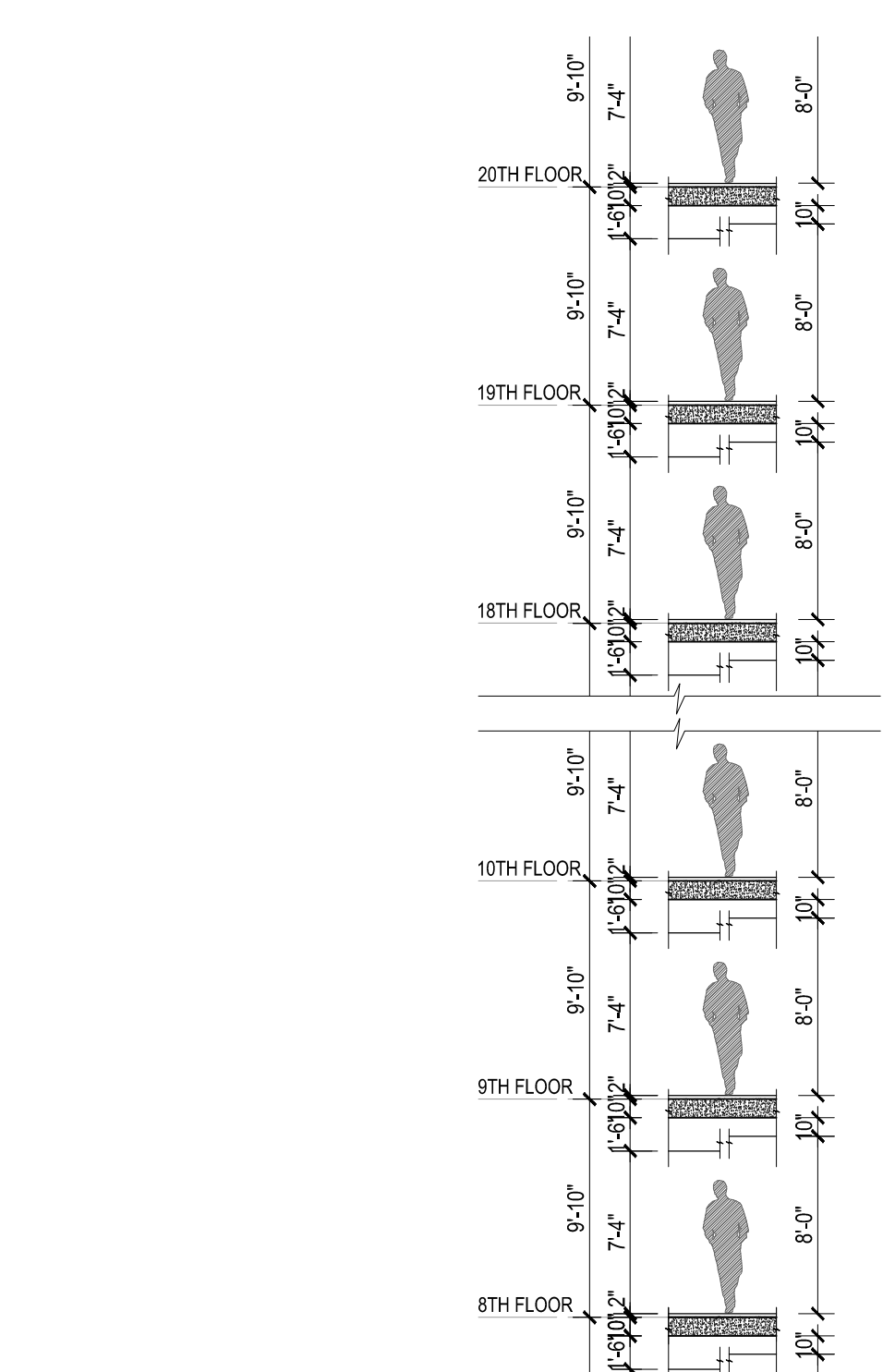
SEAL & SIGNATURE: \_\_\_\_\_ DATE: 01/18/2017  
 PROJECT # 15412  
 SCALE 1/8"=1'-0"  
**A-108.00**  
 DWG NO. 038 OF 58



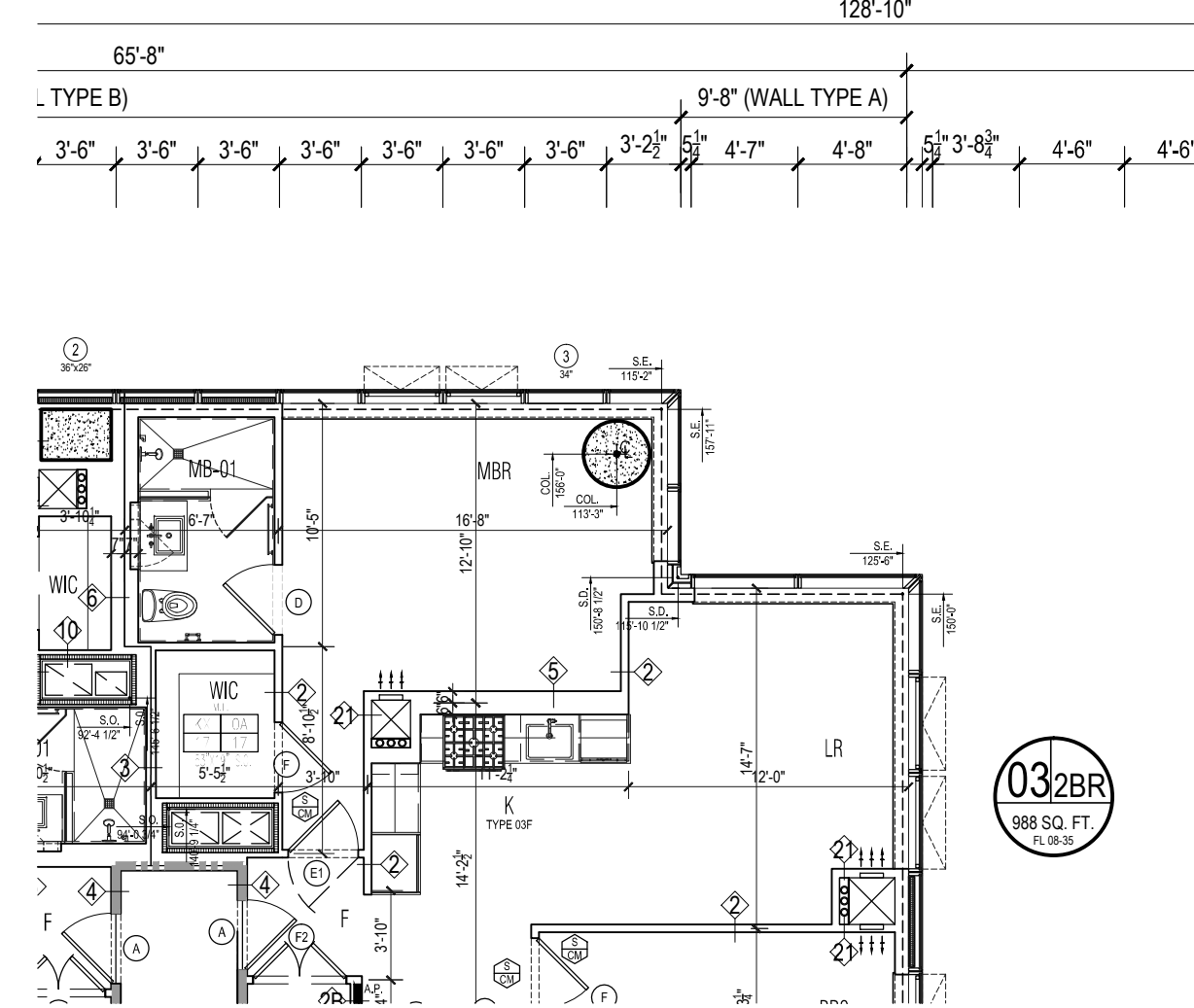
**2 UNIT 4 PARTIAL PLAN @ 8TH FL.**  
 Scale: 1/8"=1'



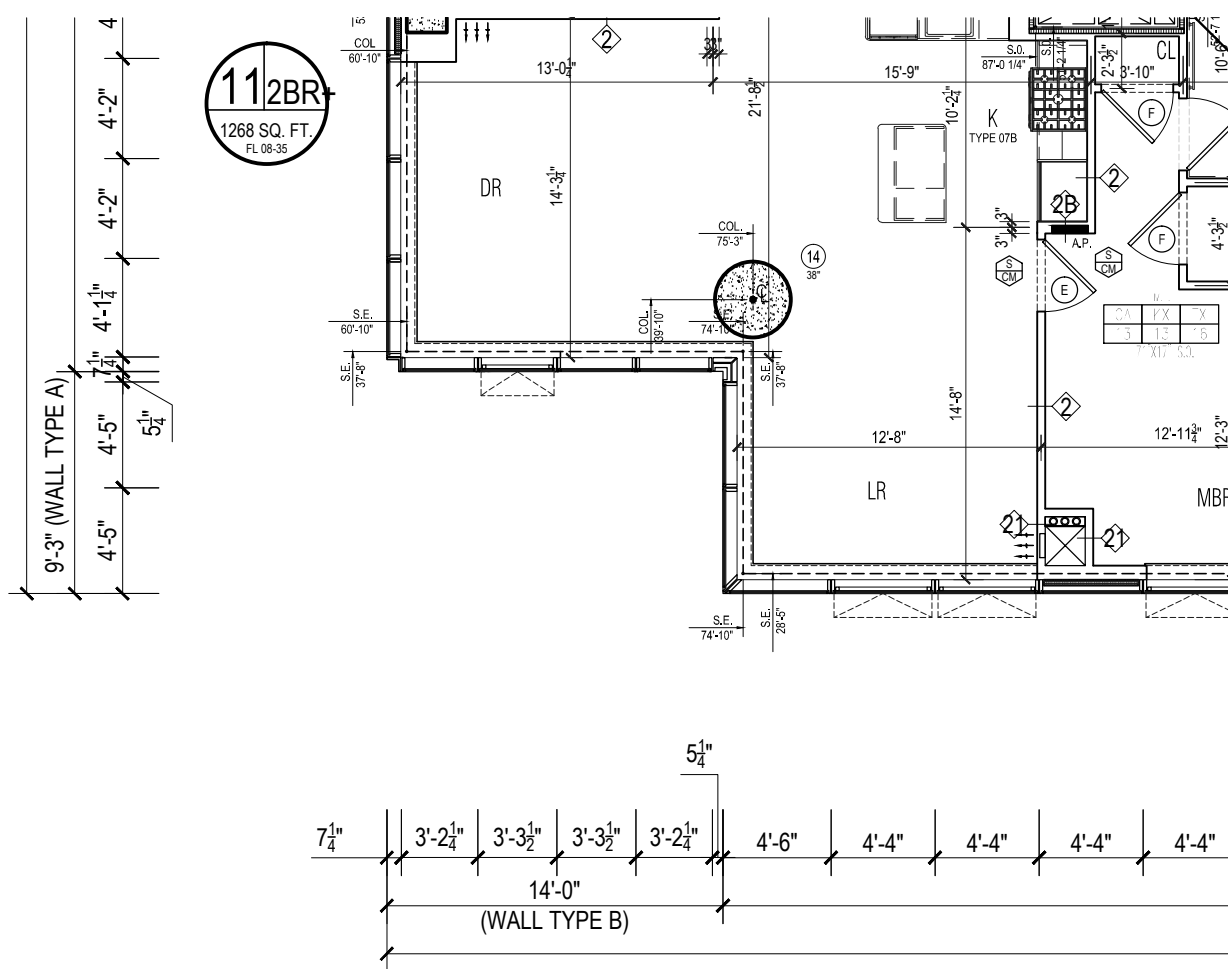
**1 8TH-19TH FLOOR PLAN**  
 Scale: 1/8"=1'



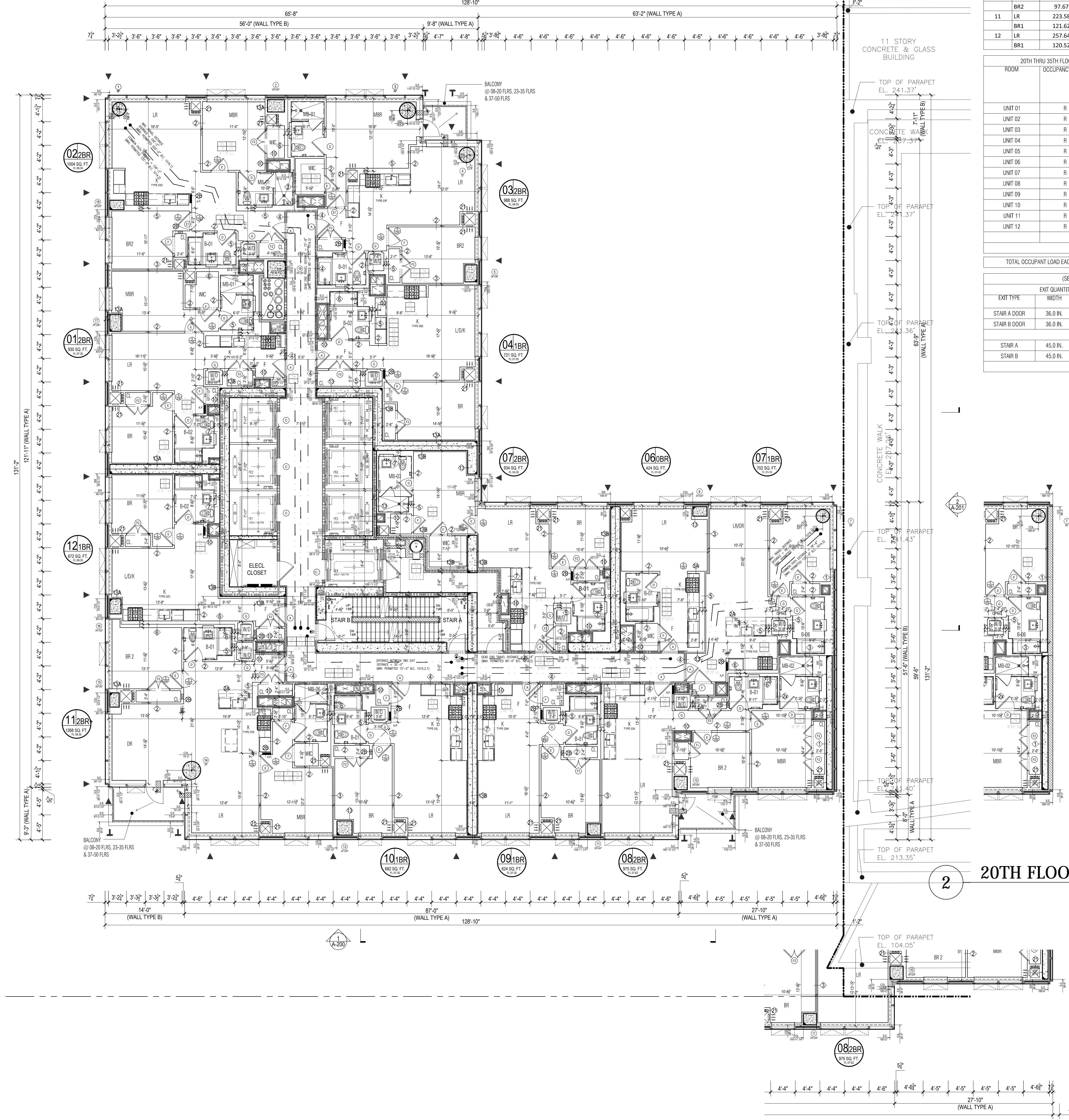
**HEIGHT DIAGRAM**  
 Scale: 1/8"=1'



3 NE CORNER @ 20TH&21ST FLRS (PARTIAL)  
Scale: 1/8"=1'



2 SW CORNER @ 20TH&21ST FLRS (PARTIAL)  
Scale: 1/8"=1'



2 20TH FLOOR-PARTIAL  
Scale: 1/8"=1'

1 21ST-35TH FLOOR PLAN  
Scale: 1/8"=1'

2 SE CORNER @ 20&21 FLOORS (PARTIAL)  
Scale: 1/8"=1'

**Apt. Light & Air Calculations 20-34th Floor (9'10" Height)**

| UNIT | ROOM   | HABITABLE AREA (SQ FT) | 10% LIGHT REQUIREMENT (SQ FT) | LIGHT PROVIDED (SQ FT) | 5% AIR REQUIREMENT (SQ FT) | AIR PROVIDED (SQ FT) |
|------|--------|------------------------|-------------------------------|------------------------|----------------------------|----------------------|
| 01   | LR     | 583.22                 | 58.32                         | 284.09                 | 29.16                      | 36.79                |
|      | BR1    | 146.57                 | 14.66                         | 49.54                  | 7.33                       | 9.45                 |
|      | BR2    | 132.01                 | 13.20                         | 47.34                  | 5.60                       | 9.28                 |
| 02   | LR     | 199.82                 | 19.98                         | 47.34                  | 9.69                       | 18.56                |
|      | BR1    | 106.43                 | 10.64                         | 47.34                  | 5.32                       | 9.28                 |
|      | LR     | 165.81                 | 16.58                         | 47.34                  | 8.29                       | 9.28                 |
|      | BR1    | 125.16                 | 12.52                         | 21.55                  | 6.26                       | 9.28                 |
|      | BR2    | 107.99                 | 10.80                         | 47.34                  | 5.40                       | 9.28                 |
| 04   | LR     | 233.99                 | 23.39                         | 147.12                 | 11.70                      | 18.56                |
|      | BR1    | 146.94                 | 14.69                         | 56.91                  | 7.35                       | 17.23                |
|      | BR2    | 109.37                 | 10.94                         | 47.34                  | 5.47                       | 9.28                 |
| 05   | LR     | 212.40                 | 21.24                         | 115.30                 | 10.62                      | 18.73                |
|      | BR1    | 173.67                 | 17.37                         | 134.11                 | 8.68                       | 25.51                |
|      | BR2    | 125.62                 | 12.56                         | 23.08                  | 6.33                       | 9.36                 |
| 06   | LR     | 233.30                 | 23.33                         | 70.52                  | 11.67                      | 18.73                |
|      | BR1    | 137.98                 | 13.80                         | 48.44                  | 6.90                       | 9.36                 |
| 07   | LR     | 224.60                 | 22.46                         | 41.51                  | 11.23                      | 18.23                |
|      | BR1    | 153.25                 | 15.33                         | 22.08                  | 7.66                       | 9.36                 |
|      | BR2    | 105.17                 | 10.52                         | 51.74                  | 5.36                       | 9.63                 |
| 08   | STUDIO | 157.06                 | 15.71                         | 51.74                  | 7.85                       | 9.24                 |
|      | BR1    | 281.25                 | 28.13                         | 47.36                  | 14.06                      | 19.23                |
|      | BR2    | 154.59                 | 15.46                         | 23.68                  | 7.73                       | 9.63                 |
| 10   | LR     | 272.16                 | 27.22                         | 103.44                 | 13.61                      | 27.17                |
|      | BR1    | 138.96                 | 13.90                         | 46.29                  | 6.95                       | 19.06                |
|      | BR2    | 97.67                  | 9.77                          | 23.15                  | 4.88                       | 9.53                 |
| 11   | LR     | 223.58                 | 22.36                         | 45.23                  | 11.18                      | 18.89                |
|      | BR1    | 121.62                 | 12.16                         | 22.62                  | 6.08                       | 9.45                 |
| 12   | LR     | 257.64                 | 25.76                         | 45.23                  | 12.88                      | 18.49                |
|      | BR1    | 120.52                 | 12.05                         | 22.62                  | 6.03                       | 9.45                 |

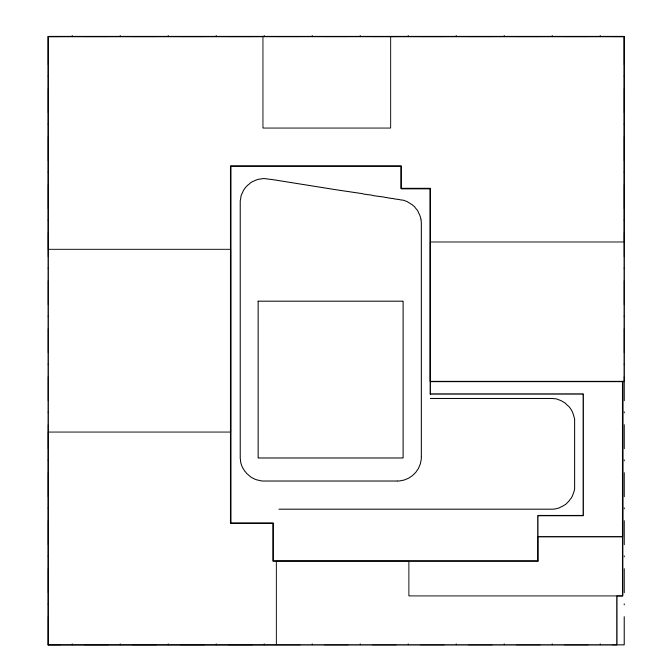
**20TH THRU 35TH FLOOR OCCUPANT LOAD CALCULATIONS**

| ROOM  | OCCUPANCY CLASS | GROSS AREA PER OCCUPANT (TABLE 1004.4) | OCCUPANT LOAD |
|---|-----------------|--|---------------|
| UNIT 01   | R               | 1270                                   | 6             |
| UNIT 02   | R               | 665                                    | 3             |
| UNIT 03   | R               | 918                                    | 5             |
| UNIT 04   | R               | 1020                                   | 5             |
| UNIT 05   | R               | 991                                    | 5             |
| UNIT 06   | R               | 715                                    | 4             |
| UNIT 07   | R               | 934                                    | 5             |
| UNIT 08   | R               | 417                                    | 2             |
| UNIT 09   | R               | 722                                    | 4             |
| UNIT 10   | R               | 984                                    | 5             |
| UNIT 11   | R               | 630                                    | 3             |
| UNIT 12   | R               | 669                                    | 3             |
| <b>(EACH FLOOR) TOTAL OCCUPANT LOAD</b>                   |                 |  | <b>60</b>     |
| <b>TOTAL OCCUPANT LOAD (EACH FLOOR) (20TH-35TH FLOOR)</b> |                 |  | <b>50</b>     |

**(SECTION 8105.1)**

**EXIT QUANTITY AND CAPACITY PROVIDED**

| EXIT TYPE                        | WIDTH    | EGRESS WIDTH PER PERSON | EXIT OCCUPANCY |
|----------------------------------|----------|-------------------------|----------------|
| STAR A DOOR                      | 36.0 IN. | 0.2                     | 180            |
| STAR B DOOR                      | 36.0 IN. | 0.2                     | 180            |
| <b>TOTAL EXIT DOOR CAPACITY</b>  |          |                         | <b>360</b>     |
| STAR A                           | 45.0 IN. | 0.3                     | 150            |
| STAR B                           | 45.0 IN. | 0.3                     | 150            |
| <b>TOTAL EXIT STAIR CAPACITY</b> |          |                         | <b>300</b>     |



KEY PLAN

NOTES:

- LEGEND:
- 2 HR. RATED FIRE SEPARATION
  - 3 HR. RATED FIRE SEPARATION

NOT FOR CONSTRUCTION

- 09/02/2017 ISSUED FOR DOB
- 09/01/2017 ISSUED FOR DOB
- 02/01/2017 ISSUED FOR DOB
- 01/07/2017 SUPERSTRUCTURE SET
- 01/03/2017 ISSUED FOR DOB
- 10/11/2014 100% DOB FOUNDATION SET
- 10/12/2014 ISSUED FOR DOB
- 05/08/2014 ISSUED FOR DOB
- 02/05/2014 DOB FILING SET

Number: Date: Revision:

Project:  
**City View Tower at Court Square**  
23-15 44th Drive  
Long Island City, NY 11101

Client:  
**Cityview Tower LLC**  
112-15 NORTHERN BLVD, CF-2  
CORONA, NY 11368  
(718) 321-8652

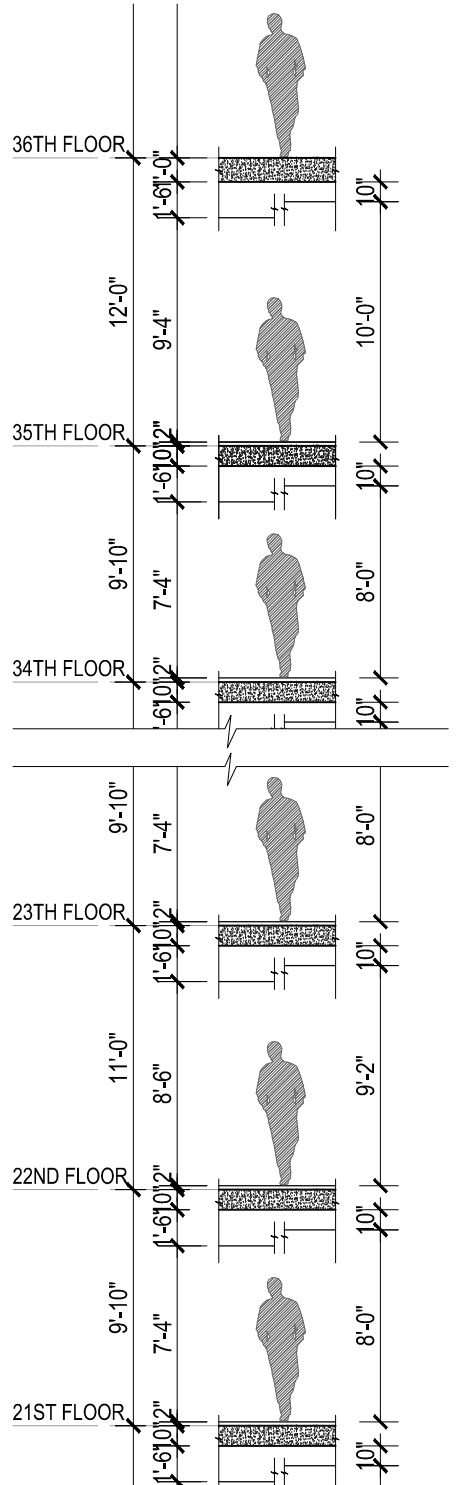
Architect:  
**HILL | WEST**  
ARCHITECTS  
11 BROADWAY  
17TH FLOOR  
NEW YORK, NY 10004  
T. 212 213 8007

Consultant:  
**DESIMONE CONSULTING ENGINEERS**  
140 Broadway 25th Floor  
New York, NY, 10005  
(212) 532-2211

**Cosentini Associates**  
Two Pennsylvania Plaza, 3rd FL.  
New York, NY 10121  
(212) 615-3600

**Whitehall**  
11 Broadway, 17th Floor  
New York, NY 10004  
(212) 908-4940

DOB STAMPS & SIGNATURES:



HEIGHT DIAGRAM  
Scale: 1/8"=1'

DWG TITLE:  
20TH-35TH FLOOR PLANS  
(LOWER LEVEL)

SEAL & SIGNATURE: [Signature]

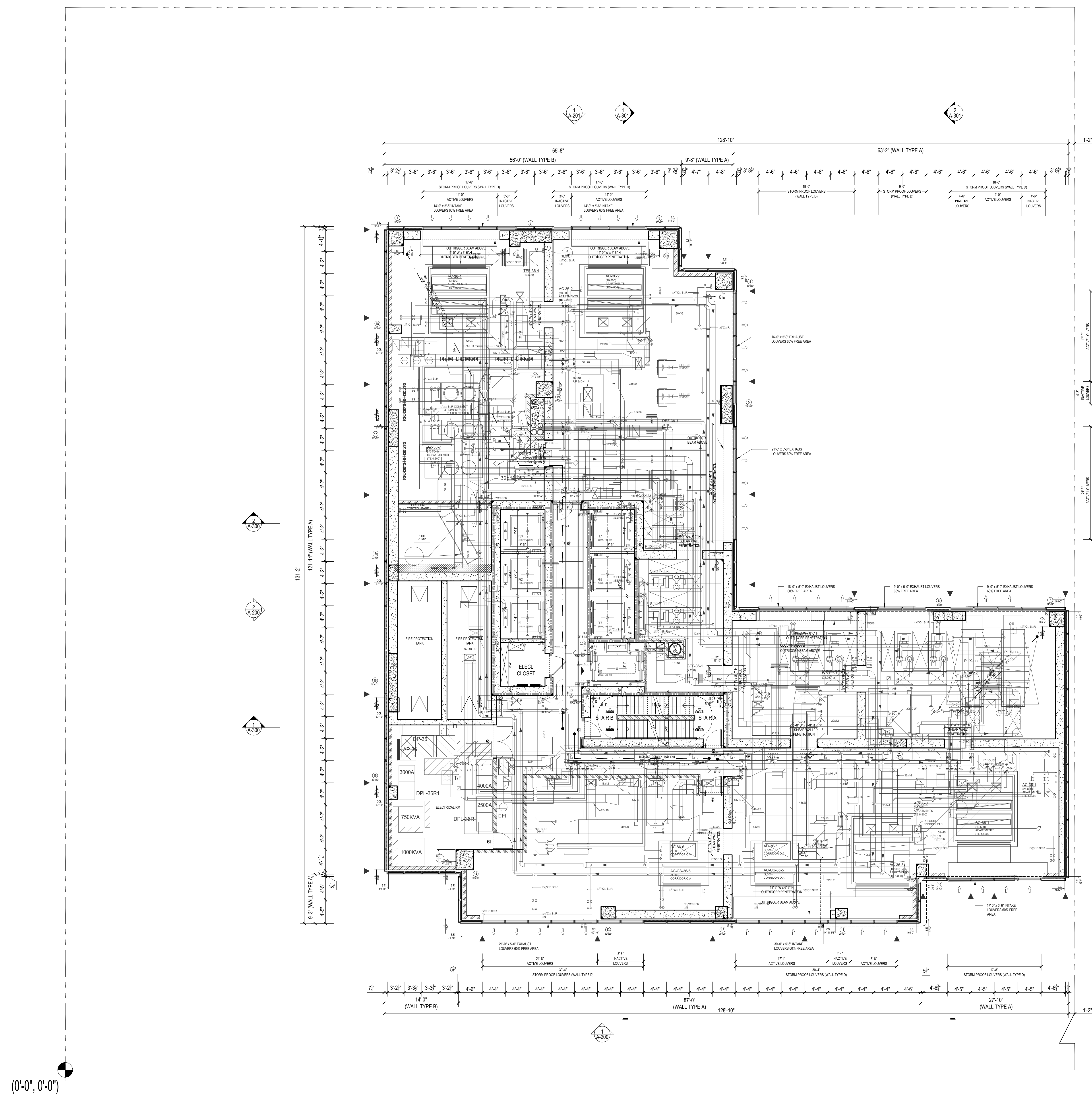
DATE: 01/18/2017

PROJECT #: 15412

SCALE: 1/8"=1'-0"

**A-109.00**

DWG NO.



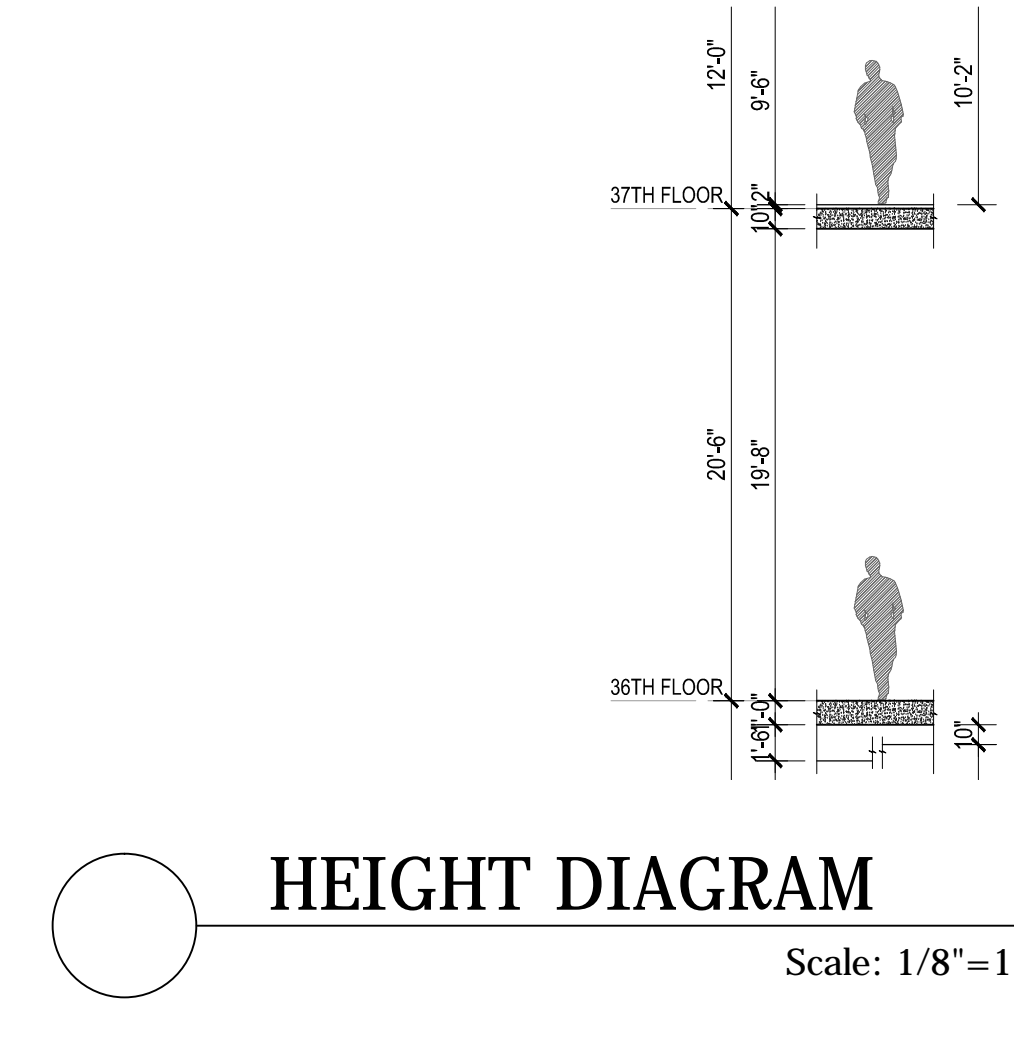
(0'-0", 0'-0")

1 36TH FLOOR PLAN (MECHANICAL)  
Scale: 1/8" = 1'

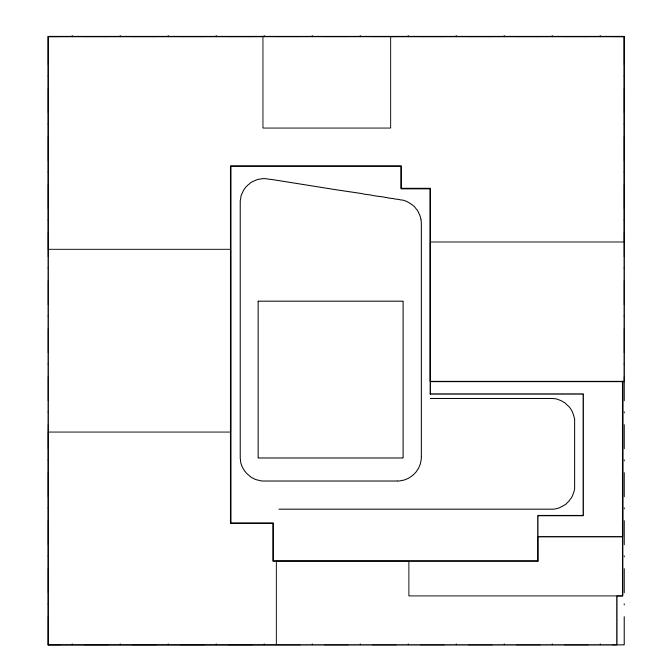
| 36TH FLOOR OCCUPANT LOAD CALCULATIONS |                 |  |            |               |
|---------------------------------------|-----------------|--|------------|---------------|
| ROOM                                  | OCCUPANCY CLASS | GROSS AREA PER OCCUPANT (TABLE 1004.1) | GROSS AREA | OCCUPANT LOAD |
| MECHANICAL                            | F-2             | 10,484                                 | 300 SF     | 40            |
| (EACH FLOOR) TOTAL OCCUPANT LOAD      |                 |  |            | 40            |

| SECTION BC1001.1                    |         |                         |                |    |
|-------------------------------------|---------|-------------------------|----------------|----|
| EXIT QUANTITY AND CAPACITY PROVIDED |         |                         |                |    |
| EXIT TYPE                           | WIDTH   | EGRESS WIDTH PER PERSON | EXIT OCCUPANCY |    |
| STAIR A DOOR                        | 36.0 N. | 0.2                     | 180            |    |
| STAIR B DOOR                        | 36.0 N. | 0.2                     | 180            |    |
| TOTAL EXIT DOOR CAPACITY            |         |                         | 360            |    |
| STAIR A                             | 45.0 N. | 0.3                     | 150            |    |
| STAIR B                             | 45.0 N. | 0.3                     | 150            |    |
| TOTAL EXIT STAIR CAPACITY           |         |                         | 300            |    |
| TOTAL OCCUPANT LOAD AT 36 FLOOR     |         |                         |                | 40 |



HEIGHT DIAGRAM  
Scale: 1/8" = 1'



KEY PLAN

NOTES:

LEGEND:

— 2 HR. RATED FIRE SEPARATION

— 3 HR. RATED FIRE SEPARATION

NOT FOR CONSTRUCTION

| Number     | Date | Revision                |
|------------|------|-------------------------|
| 01/10/2017 |      | ISSUED FOR DOB          |
| 03/01/2017 |      | ISSUED FOR DOB          |
| 02/14/2017 |      | ISSUED FOR DOB          |
| 01/07/2017 |      | SUBSTRUCTURE SET        |
| 01/03/2017 |      | ISSUED FOR DOB          |
| 11/11/2014 |      | 100% DOB FOUNDATION SET |
| 10/12/2014 |      | ISSUED FOR DOB          |
| 05/08/2014 |      | ISSUED FOR DOB          |
| 02/05/2014 |      | DOB FILING SET          |

Project:  
**City View Tower at Court Square**  
23-15 44th Drive  
Long Island City, NY 11101

Client:  
**Cityview Tower LLC**  
112-15 NORTHERN BLVD, CF-2  
CORONA, NY 11368  
(718) 321-8652

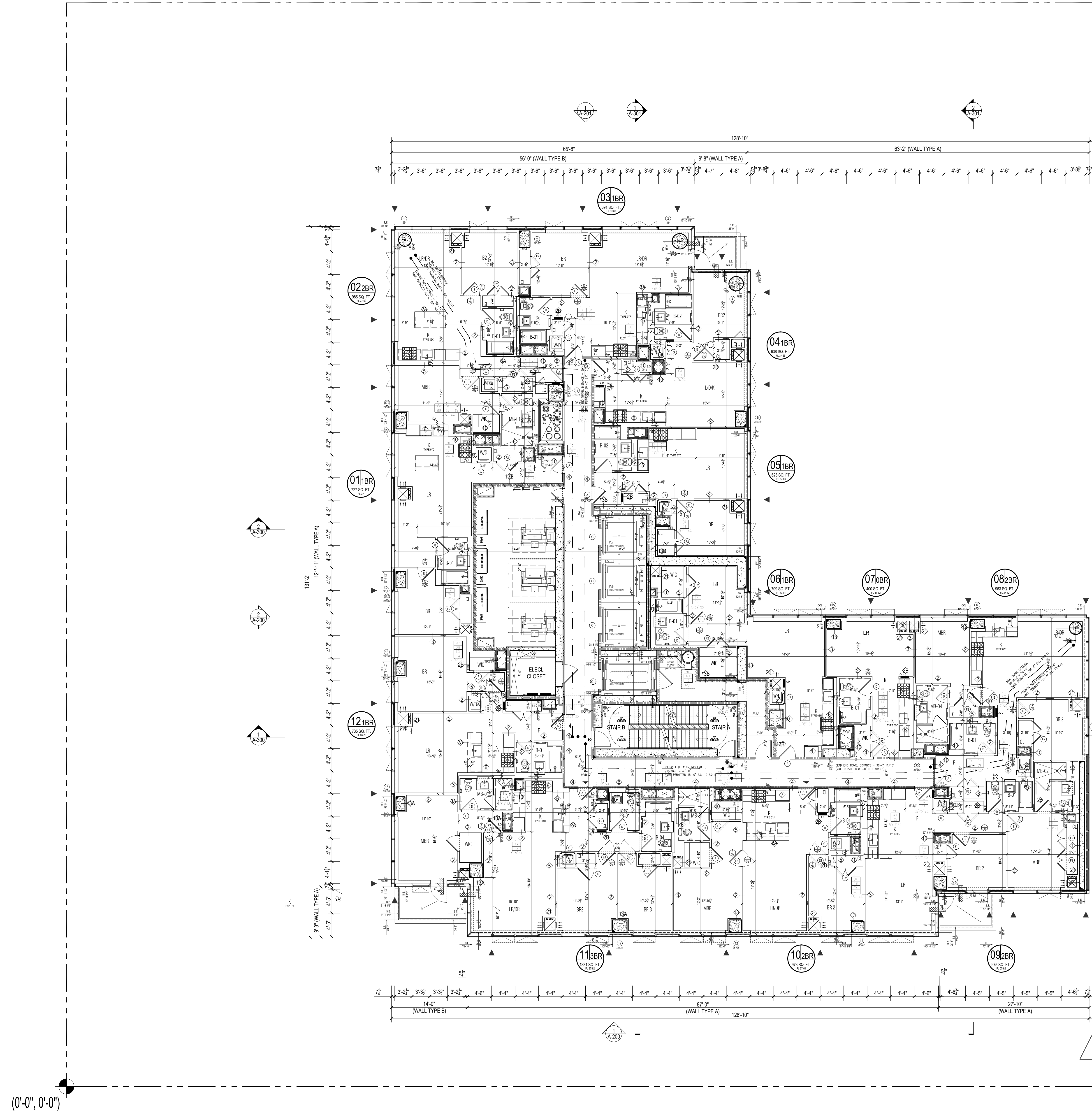
Architect:  
**HILL | WEST**  
ARCHITECTS  
11 BROADWAY  
17TH FLOOR  
NEW YORK, NY 10004  
T. 212 213 8007

Consultant:  
**DESIMONE CONSULTING ENGINEERS**  
140 Broadway 25th Floor  
New York, NY, 10005  
(212) 532-2211  
**Cosentini Associates**  
Two Pennsylvania Plaza, 3rd FL.  
New York, NY 10121  
(212) 615-3600  
**Whitehall**  
11 Broadway, 17th Floor  
New York, NY 10004  
(212) 908-4940

DOB STAMPS & SIGNATURES:

DWG TITLE:  
36TH FLOOR PLAN  
(MECHANICAL LEVEL)

|                  |                  |
|------------------|------------------|
| SEAL & SIGNATURE | DATE: 01/18/2017 |
| PROJECT #        | 15412            |
| SCALE            | 1/8" = 1'-0"     |
| DWG NO.          | A-110.00         |



1 37TH FLOOR PLAN  
Scale: 1/8"=1'

**Apt. Light & Air Calculations 37th Floor (12'0" Height)**

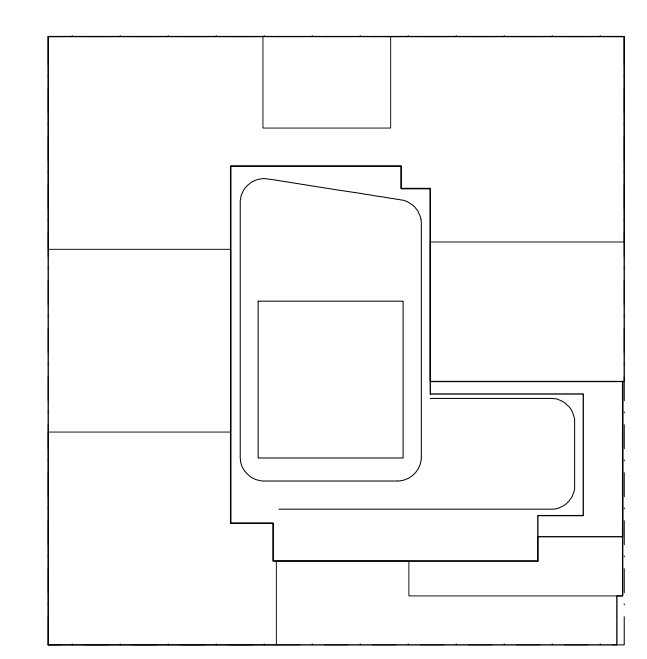
| UNIT | ROOM   | HABITABLE AREA (SQ FT) | 10% LIGHT REQUIREMENT (SQ FT) | LIGHT PROVIDED (SQ FT) | 5% AIR REQUIREMENT (SQ FT) | AIR PROVIDED (SQ FT) |
|------|--------|------------------------|-------------------------------|------------------------|----------------------------|----------------------|
| 01   | LR     | 292.45                 | 29.25                         | 112.34                 | 14.62                      | 18.14                |
|      | BR1    | 150.29                 | 15.03                         | 147.61                 | 9.51                       | 16.81                |
|      | BR2    | 110.74                 | 11.07                         | 48.29                  | 5.54                       | 9.07                 |
|      | BR3    | 110.29                 | 11.03                         | 22.02                  | 5.51                       | 9.07                 |
| 02   | LR     | 243.96                 | 24.40                         | 41.98                  | 12.20                      | 17.81                |
|      | BR1    | 156.90                 | 15.69                         | 20.99                  | 7.85                       | 8.91                 |
|      | BR2    | 217.69                 | 21.77                         | 92.30                  | 10.88                      | 17.81                |
| 03   | LR     | 133.59                 | 13.36                         | 46.15                  | 6.68                       | 8.91                 |
|      | BR1    | 262.45                 | 26.25                         | 127.13                 | 13.12                      | 17.81                |
|      | BR2    | 137.28                 | 13.73                         | 46.15                  | 6.86                       | 8.91                 |
|      | BR3    | 113.39                 | 11.34                         | 38.10                  | 5.67                       | 8.24                 |
| 04   | LR     | 278.16                 | 27.82                         | 130.74                 | 13.91                      | 24.38                |
|      | BR1    | 118.98                 | 11.90                         | 17.36                  | 5.95                       | 8.24                 |
|      | BR2    | 235.32                 | 23.53                         | 43.01                  | 11.77                      | 17.98                |
| 05   | LR     | 106.17                 | 10.62                         | 74.93                  | 5.31                       | 8.99                 |
|      | BR1    | 166.19                 | 16.62                         | 43.01                  | 8.31                       | 17.98                |
|      | BR2    | 125.90                 | 12.59                         | 47.22                  | 6.30                       | 8.99                 |
| 06   | LR     | 240.80                 | 24.08                         | 66.86                  | 12.02                      | 16.48                |
|      | BR1    | 100.61                 | 10.06                         | 40.08                  | 5.13                       | 8.99                 |
| 07   | STUDIO | 154.00                 | 15.40                         | 46.12                  | 7.70                       | 18.48                |
|      | LR     | 254.53                 | 25.45                         | 129.07                 | 12.73                      | 18.48                |
|      | BR1    | 127.10                 | 12.71                         | 50.43                  | 6.36                       | 9.24                 |
|      | BR2    | 96.49                  | 9.65                          | 58.83                  | 4.82                       | 8.24                 |
| 11   | LR     | 272.69                 | 27.27                         | 112.81                 | 13.63                      | 26.38                |
|      | BR1    | 138.86                 | 13.89                         | 49.36                  | 6.95                       | 9.16                 |
|      | BR2    | 97.67                  | 9.77                          | 26.82                  | 4.88                       | 9.16                 |
| 12   | LR     | 270.83                 | 27.08                         | 44.05                  | 13.54                      | 18.14                |
|      | BR1    | 136.32                 | 13.63                         | 44.05                  | 6.82                       | 18.14                |
|      | BR2    | 105.67                 | 10.57                         | 22.02                  | 5.28                       | 9.07                 |

**37TH FLOOR OCCUPANT LOAD CALCULATIONS**

| ROOM                              | OCCUPANCY CLASS | GROSS AREA | GROSS AREA PER OCCUPANT (TABLE 1004.3) | OCCUPANT LOAD |
|-----------------------------------|-----------------|------------|--|---------------|
| UNIT 01                           | R               | 1313       | 200                                    | 7             |
| UNIT 02                           | R               | 753        | 200                                    | 4             |
| UNIT 03                           | R               | 726        | 200                                    | 4             |
| UNIT 04                           | R               | 983        | 200                                    | 5             |
| UNIT 05                           | R               | 684        | 200                                    | 3             |
| UNIT 06                           | R               | 643        | 200                                    | 3             |
| UNIT 07                           | R               | 623        | 200                                    | 3             |
| UNIT 08                           | R               | 799        | 200                                    | 4             |
| UNIT 09                           | R               | 401        | 200                                    | 2             |
| UNIT 10                           | R               | 962        | 200                                    | 5             |
| UNIT 11                           | R               | 975        | 200                                    | 5             |
| UNIT 12                           | R               | 973        | 200                                    | 5             |
| (EACH FLOOR) TOTAL OCCUPANT LOAD  |                 |            |  | 49            |
| TOTAL OCCUPANT LOAD AT 37TH FLOOR |                 |            |  | 49            |

**(SECTION B1106.1)**

| EXIT TYPE                 | EXIT QUANTITY AND CAPACITY PROVIDED | EXIT OCCUPANCY |
|---------------------------|-------------------------------------|----------------|
| STAR A DOOR               | 36.0 IN. ESPRESS WIDTH PER PERSON   | 180            |
| STAR B DOOR               | 36.0 IN.                            | 180            |
| TOTAL EXIT DOOR CAPACITY  |                                     | 360            |
| STAR A                    | 45.0 IN.                            | 150            |
| STAR B                    | 45.0 IN.                            | 150            |
| TOTAL EXIT STAIR CAPACITY |                                     | 300            |



KEY PLAN

**NOTES:**

LEGEND:

- 2 HR. RATED FIRE SEPARATION
- 3 HR. RATED FIRE SEPARATION

NOT FOR CONSTRUCTION

| Number     | Date | Revision                |
|------------|------|-------------------------|
| 01/02/2017 |      | ISSUED FOR DOB          |
| 03/01/2017 |      | ISSUED FOR DOB          |
| 02/01/2017 |      | ISSUED FOR DOB          |
| 01/07/2017 |      | SUBSTRUCTURE SET        |
| 01/03/2017 |      | ISSUED FOR DOB          |
| 10/11/2014 |      | 100% DOB FOUNDATION SET |
| 10/12/2014 |      | ISSUED FOR DOB          |
| 05/08/2014 |      | ISSUED FOR DOB          |
| 02/05/2014 |      | DOB FILING SET          |

Project:  
**City View Tower at Court Square**  
23-15 44th Drive  
Long Island City, NY 11101

Client:  
**Cityview Tower LLC**  
112-15 NORTHERN BLVD, CF-2  
CORONA, NY 11368  
(718) 321-8652

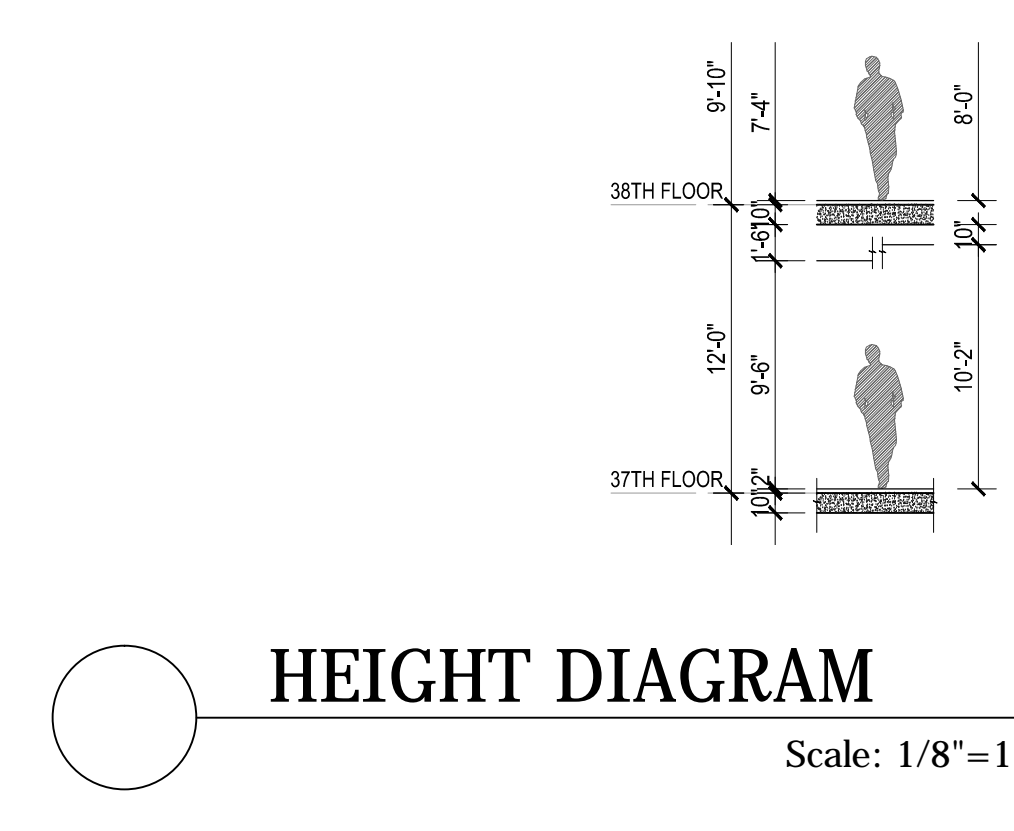
Architect:  
**HILL | WEST ARCHITECTS**  
11 BROADWAY  
17TH FLOOR  
NEW YORK, NY 10004  
T. 212 213 8007

Consultant:  
**DESIMONE CONSULTING ENGINEERS**  
140 Broadway 25th Floor  
New York, NY, 10005  
(212) 532-2211  
**Cosentini Associates**  
Two Pennsylvania Plaza, 3rd FL.  
New York, NY 10121  
(212) 615-3600  
**Whitehall**  
11 Broadway, 17th Floor  
New York, NY 10004  
(212) 908-4940

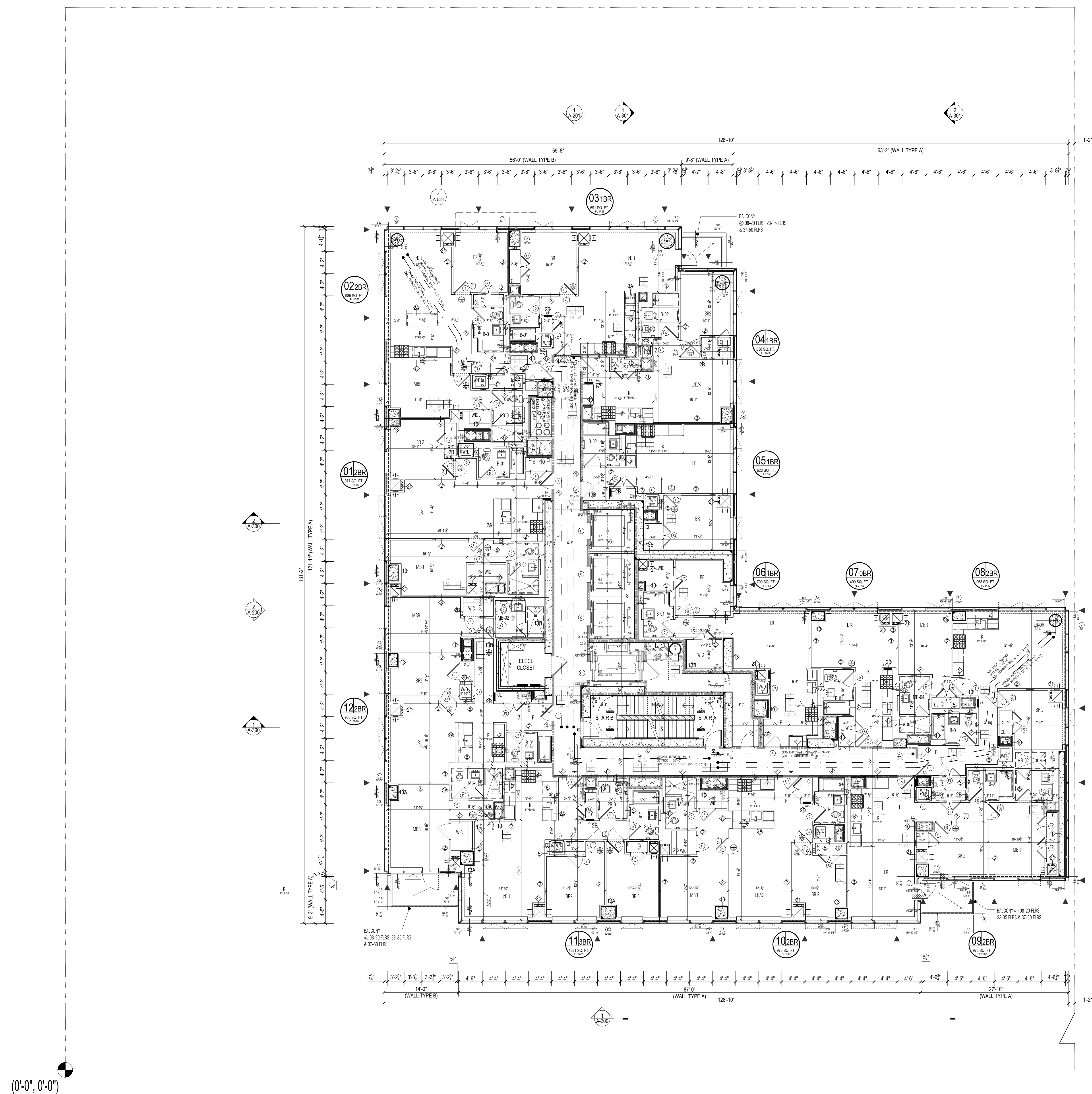
DOB STAMPS & SIGNATURES:

DWG TITLE:  
**37TH FLOOR PLAN (HIGH LEVEL)**

| SEAL & SIGNATURE | DATE              |
|------------------|-------------------|
|                  | 01/18/2017        |
|                  | 15/12             |
| PROJECT #        | SCALE: 1/8"=1'-0" |
| DWG NO.          | <b>A-111.00</b>   |



HEIGHT DIAGRAM  
Scale: 1/8"=1'



**Apt. Light & Air Calculations 38-49th Floor (9'10" Height)**

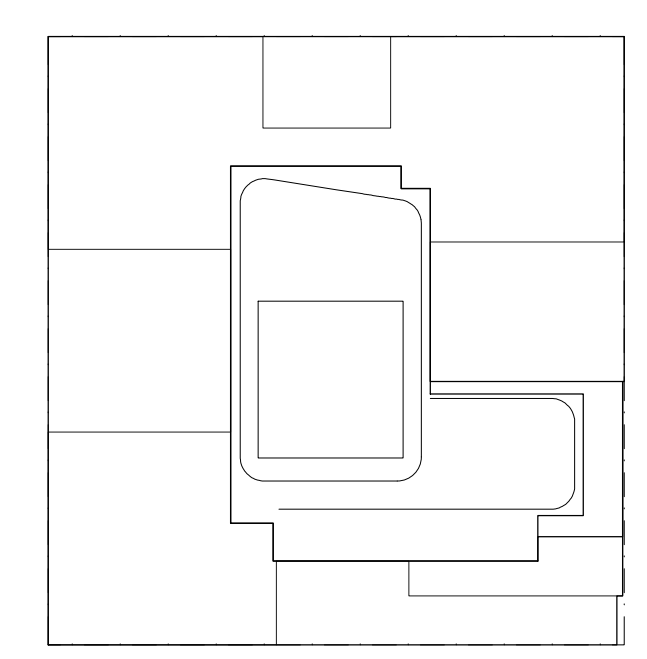
| UNIT | ROOM   | HABITABLE AREA (SQ FT) | 10% LIGHT REQUIREMENT (SQ FT) | LIGHT PROVIDED (SQ FT) | 5% AIR REQUIREMENT (SQ FT) | AIR PROVIDED (SQ FT) |
|------|--------|------------------------|-------------------------------|------------------------|----------------------------|----------------------|
| 01   | LR     | 292.45                 | 29.25                         | 115.23                 | 14.62                      | 18.89                |
|      | BR1    | 190.29                 | 19.03                         | 151.36                 | 9.51                       | 17.56                |
|      | BR2    | 110.74                 | 11.07                         | 49.54                  | 5.54                       | 9.45                 |
|      | BR3    | 110.29                 | 11.03                         | 22.62                  | 5.51                       | 9.45                 |
| 02   | LR     | 228.96                 | 22.90                         | 43.10                  | 11.45                      | 18.56                |
|      | BR1    | 113.14                 | 11.31                         | 21.55                  | 5.66                       | 9.28                 |
|      | BR2    | 111.01                 | 11.10                         | 47.34                  | 5.55                       | 9.28                 |
| 03   | LR     | 298.39                 | 29.84                         | 43.10                  | 14.92                      | 18.56                |
|      | BR1    | 131.63                 | 13.16                         | 47.34                  | 6.58                       | 9.28                 |
|      | BR2    | 108.14                 | 10.81                         | 21.55                  | 5.41                       | 9.28                 |
| 04   | LR     | 262.45                 | 26.25                         | 130.39                 | 13.12                      | 18.56                |
|      | BR1    | 137.28                 | 13.73                         | 47.34                  | 6.86                       | 9.28                 |
|      | BR2    | 113.39                 | 11.34                         | 39.08                  | 5.67                       | 8.61                 |
| 05   | LR     | 278.15                 | 27.82                         | 134.11                 | 13.91                      | 25.51                |
|      | BR1    | 118.98                 | 11.90                         | 17.83                  | 5.95                       | 8.61                 |
|      | BR2    | 235.32                 | 23.53                         | 44.17                  | 11.77                      | 18.73                |
|      | BR3    | 106.17                 | 10.62                         | 74.80                  | 5.31                       | 9.36                 |
| 07   | LR     | 171.21                 | 17.12                         | 44.17                  | 8.56                       | 18.73                |
|      | BR1    | 132.59                 | 13.26                         | 48.44                  | 6.63                       | 9.36                 |
| 08   | LR     | 240.31                 | 24.03                         | 68.62                  | 12.02                      | 17.23                |
|      | BR1    | 102.61                 | 10.26                         | 41.07                  | 5.13                       | 9.36                 |
| 09   | STUDIO | 154.00                 | 15.40                         | 47.36                  | 7.70                       | 19.23                |
| 10   | LR     | 254.54                 | 25.45                         | 132.38                 | 12.73                      | 19.23                |
|      | BR1    | 127.11                 | 12.71                         | 51.74                  | 6.36                       | 9.63                 |
|      | BR2    | 96.49                  | 9.65                          | 60.34                  | 4.82                       | 8.61                 |
|      | BR3    | 272.69                 | 27.27                         | 115.77                 | 13.63                      | 27.51                |
|      | BR4    | 138.96                 | 13.90                         | 50.64                  | 6.95                       | 9.53                 |
|      | BR5    | 97.54                  | 9.75                          | 27.49                  | 4.88                       | 9.53                 |
| 12   | LR     | 270.83                 | 27.08                         | 45.23                  | 13.54                      | 18.89                |
|      | BR1    | 136.32                 | 13.63                         | 45.23                  | 6.82                       | 18.89                |
|      | BR2    | 105.67                 | 10.57                         | 22.62                  | 5.28                       | 9.45                 |

**38TH THRU 49TH FLOOR OCCUPANT LOAD CALCULATIONS**

| ROOM  | OCCUPANCY CLASS | GROSS AREA | GROSS AREA PER OCCUPANT (TABLE 1004.1) | OCCUPANT LOAD |
|---|-----------------|------------|--|---------------|
| UNIT 01   | R               | 1313       | 200                                    | 7             |
| UNIT 02   | R               | 980        | 200                                    | 5             |
| UNIT 03   | R               | 973        | 200                                    | 5             |
| UNIT 04   | R               | 983        | 200                                    | 5             |
| UNIT 05   | R               | 684        | 200                                    | 3             |
| UNIT 06   | R               | 643        | 200                                    | 3             |
| UNIT 07   | R               | 623        | 200                                    | 3             |
| UNIT 08   | R               | 709        | 200                                    | 4             |
| UNIT 09   | R               | 401        | 200                                    | 2             |
| UNIT 10   | R               | 962        | 200                                    | 5             |
| UNIT 11   | R               | 975        | 200                                    | 5             |
| UNIT 12   | R               | 973        | 200                                    | 5             |
| (EACH FLOOR) TOTAL OCCUPANT LOAD                      |                 |            |  | 61            |
| TOTAL OCCUPANT LOAD AT EACH FLOOR (38TH - 50TH FLOOR) |                 |            |  | 51            |

**(SECTION BC1005.1)**

| EXIT TYPE                 | EXIT QUANTITY AND CAPACITY PROVIDED | EXIT OCCUPANCY |
|---------------------------|-------------------------------------|----------------|
| WIDTH                     | EGRESS WIDTH PER PERSON             |                |
| STAIR A DOOR              | 36.0 FL, 0.2                        | 180            |
| STAIR B DOOR              | 36.0 FL, 0.2                        | 180            |
| TOTAL EXIT DOOR CAPACITY  |                                     | 360            |
| STAIR A                   | 45.0 FL, 0.3                        | 150            |
| STAIR B                   | 45.0 FL, 0.3                        | 150            |
| TOTAL EXIT STAIR CAPACITY |                                     | 300            |



**KEY PLAN**

**NOTES:**

LEGEND:

■ 2 HR. RATED FIRE SEPARATION

■ 3 HR. RATED FIRE SEPARATION

**NOT FOR CONSTRUCTION**

09/08/2017 ISSUED FOR DOB  
 09/01/2017 ISSUED FOR DOB  
 02/01/2017 ISSUED FOR DOB  
 01/07/2017 SUPERSTRUCTURE SET  
 01/03/2017 ISSUED FOR DOB

10/11/2014 100% DOB FOUNDATION SET  
 10/12/2014 ISSUED FOR DOB

05/08/2014 ISSUED FOR DOB  
 02/05/2014 DOB FILING SET

Number: \_\_\_\_\_ Date: \_\_\_\_\_ Revision: \_\_\_\_\_

Project:  
**City View Tower at Court Square**  
 23-15 44th Drive  
 Long Island City, NY 11101

Client:  
**Cityview Tower LLC**  
 112-15 NORTHERN BLVD, CF-2  
 CORONA, NY 11368  
 (718) 321-8652

Architect:  
**HILL | WEST**  
 ARCHITECTS  
 11 BROADWAY  
 17TH FLOOR  
 NEW YORK, NY 10004  
 T. 212 213 8007

Consultant:  
**DESIMONE CONSULTING ENGINEERS**  
 140 Broadway 25th Floor  
 New York, NY 10005  
 (212) 532-2211

**Cosentini Associates**  
 Two Pennsylvania Plaza, 3rd FL.  
 New York, NY 10121  
 (212) 615-3600

**Whitehall**  
 11 Broadway, 17th Floor  
 New York, NY 10004  
 (212) 908-4940

DOB STAMPS & SIGNATURES:

DWG TITLE:  
**38TH-50TH FLOOR PLANS (HIGH LEVEL)**

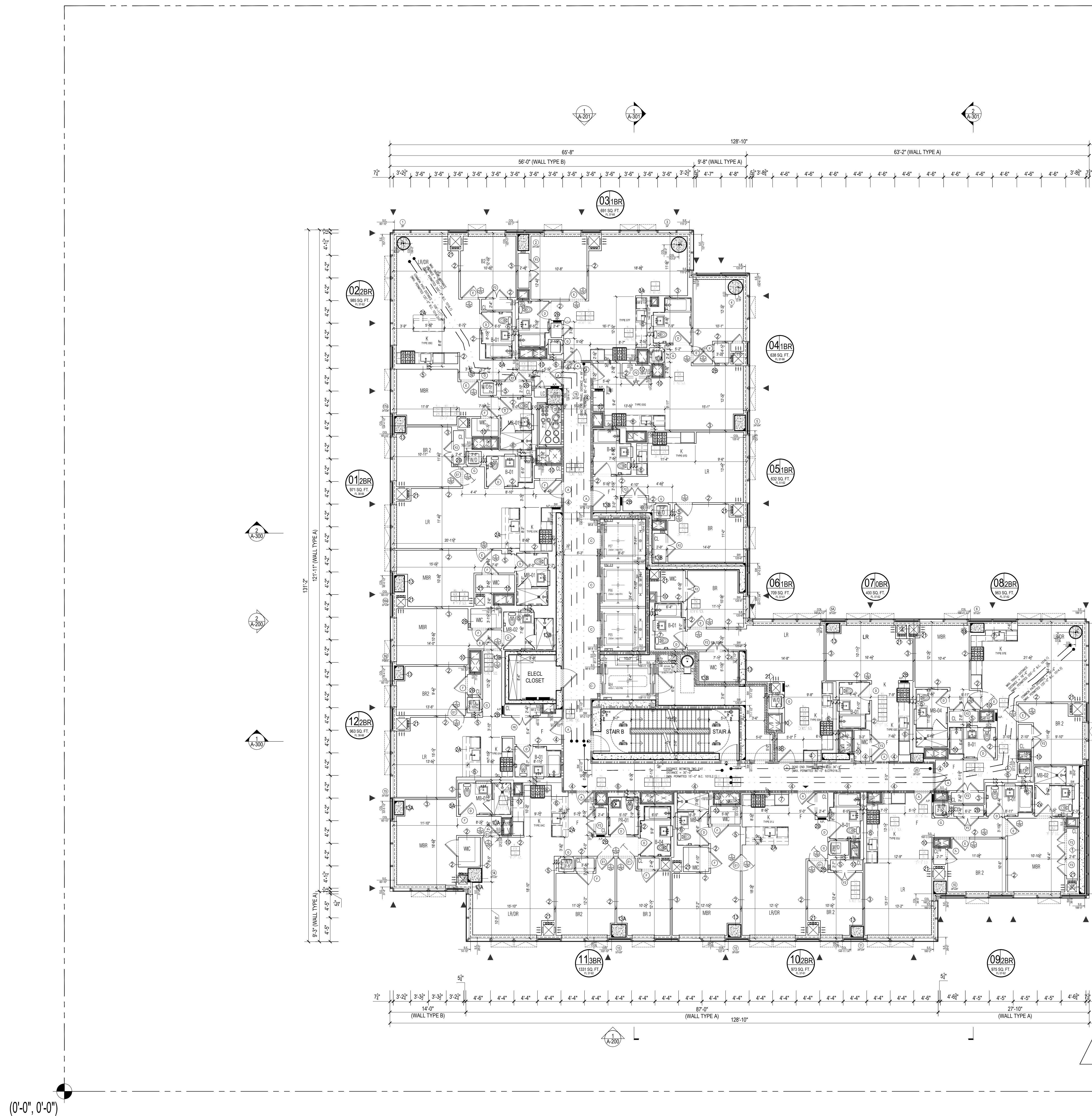
SEAL & SIGNATURE: \_\_\_\_\_ DATE: 01/18/2017  
 PROJECT #: 15412  
 SCALE: 1/8"=1'-0"  
**A-112.00**  
 DWG NO. 032 OF 58

**38TH -50TH FLOOR PLAN**  
 Scale: 1/8"=1'



**HEIGHT DIAGRAM**  
 Scale: 1/8"=1'-0"





**Apt. Light & Air Calculations 50-60th Floor (9'10" Height)**

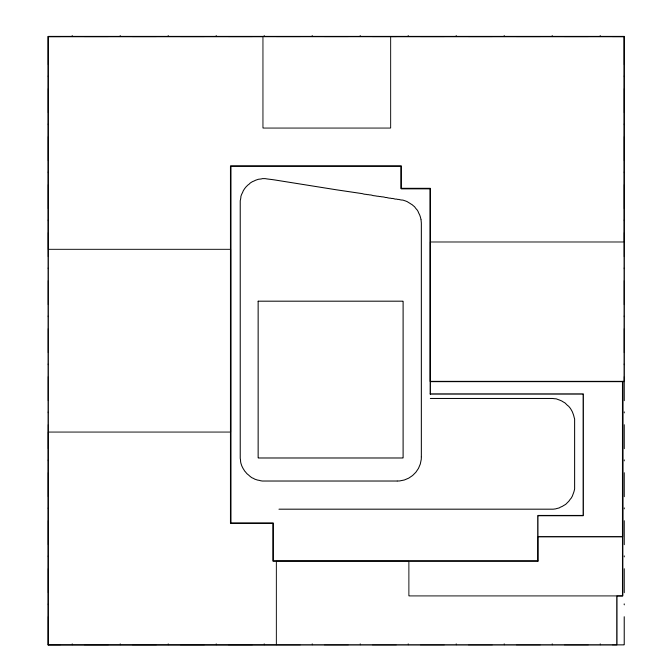
| UNIT | ROOM   | HABITABLE AREA (Sq Ft) | 10% LIGHT REQUIREMENT (Sq Ft) | LIGHT PROVIDED (Sq Ft) | 5% AIR REQUIREMENT (Sq Ft) | AIR PROVIDED (Sq Ft) |
|------|--------|------------------------|-------------------------------|------------------------|----------------------------|----------------------|
| 01   | LR     | 292.45                 | 29.25                         | 115.23                 | 14.62                      | 18.89                |
|      | BR1    | 190.29                 | 19.03                         | 151.36                 | 9.51                       | 18.56                |
|      | BR2    | 110.74                 | 11.07                         | 49.54                  | 5.54                       | 9.45                 |
|      | BR3    | 110.29                 | 11.03                         | 21.62                  | 5.51                       | 9.45                 |
| 02   | LR     | 228.96                 | 22.90                         | 43.10                  | 11.45                      | 18.56                |
|      | BR1    | 113.14                 | 11.31                         | 21.55                  | 5.66                       | 9.28                 |
|      | BR2    | 111.01                 | 11.10                         | 47.34                  | 5.55                       | 9.28                 |
|      | BR3    | 298.49                 | 29.84                         | 43.10                  | 14.92                      | 18.56                |
|      | BR4    | 131.63                 | 13.16                         | 47.34                  | 6.58                       | 9.28                 |
|      | BR2    | 108.14                 | 10.81                         | 21.55                  | 5.41                       | 9.28                 |
| 04   | LR     | 262.45                 | 26.25                         | 130.39                 | 13.12                      | 18.56                |
|      | BR1    | 137.28                 | 13.73                         | 47.34                  | 6.86                       | 9.28                 |
|      | BR2    | 113.39                 | 11.34                         | 39.08                  | 5.67                       | 8.61                 |
| 05   | LR     | 278.15                 | 27.82                         | 134.11                 | 13.91                      | 25.51                |
|      | BR1    | 118.98                 | 11.90                         | 17.83                  | 5.95                       | 8.61                 |
|      | BR2    | 235.32                 | 23.53                         | 44.17                  | 11.77                      | 18.73                |
|      | BR3    | 106.17                 | 10.62                         | 74.80                  | 5.31                       | 9.36                 |
| 07   | LR     | 171.21                 | 17.12                         | 44.17                  | 8.56                       | 18.73                |
|      | BR1    | 132.59                 | 13.26                         | 48.44                  | 6.63                       | 9.36                 |
|      | BR2    | 240.31                 | 24.03                         | 68.62                  | 12.02                      | 17.23                |
|      | BR3    | 102.61                 | 10.26                         | 41.07                  | 5.13                       | 9.36                 |
| 09   | STUDIO | 154.00                 | 15.40                         | 47.36                  | 7.70                       | 19.23                |
| 10   | LR     | 254.54                 | 25.45                         | 112.88                 | 12.73                      | 19.23                |
|      | BR1    | 127.11                 | 12.71                         | 51.74                  | 6.36                       | 9.63                 |
|      | BR2    | 96.49                  | 9.65                          | 60.34                  | 4.82                       | 8.61                 |
|      | BR3    | 272.69                 | 27.27                         | 115.77                 | 13.63                      | 27.51                |
|      | BR4    | 138.96                 | 13.90                         | 50.64                  | 6.95                       | 9.53                 |
|      | BR2    | 97.64                  | 9.76                          | 27.49                  | 4.88                       | 9.53                 |
| 12   | LR     | 270.83                 | 27.08                         | 45.23                  | 13.54                      | 18.89                |
|      | BR1    | 136.32                 | 13.63                         | 45.23                  | 6.82                       | 18.89                |
|      | BR2    | 105.67                 | 10.57                         | 22.62                  | 5.28                       | 9.45                 |

**50TH THRU 60TH FLOOR OCCUPANT LOAD CALCULATIONS**

| ROOM   | OCCUPANCY CLASS | GROSS AREA | GROSS AREA PER OCCUPANT (TABLE 1004.1) | OCCUPANT LOAD |
|--|-----------------|------------|--|---------------|
| UNIT 01  | R               | 1313       | 200                                    | 7             |
| UNIT 02  | R               | 980        | 200                                    | 5             |
| UNIT 03  | R               | 973        | 200                                    | 5             |
| UNIT 04  | R               | 983        | 200                                    | 5             |
| UNIT 05  | R               | 684        | 200                                    | 3             |
| UNIT 06  | R               | 643        | 200                                    | 3             |
| UNIT 07  | R               | 632        | 200                                    | 3             |
| UNIT 08  | R               | 709        | 200                                    | 4             |
| UNIT 09  | R               | 481        | 200                                    | 2             |
| UNIT 10  | R               | 962        | 200                                    | 5             |
| UNIT 11  | R               | 975        | 200                                    | 5             |
| UNIT 12  | R               | 973        | 200                                    | 5             |
| <b>(EACH FLOOR) TOTAL OCCUPANT LOAD</b>                      |                 |            |  | <b>51</b>     |
| <b>TOTAL OCCUPANT LOAD AT EACH FLOOR (51ST - 61ST FLOOR)</b> |                 |            |  | <b>51</b>     |

**(SECTION BC1005.1)**

| EXIT TYPE                        | EXIT QUANTITY AND CAPACITY PROVIDED  | EXIT OCCUPANCY |
|----------------------------------|--------------------------------------|----------------|
| STAIR A DOOR                     | 36.0 IN. EGRESS WIDTH PER PERSON 0.2 | 180            |
| STAIR B DOOR                     | 36.0 IN. EGRESS WIDTH PER PERSON 0.2 | 180            |
| <b>TOTAL EXIT DOOR CAPACITY</b>  |                                      | <b>360</b>     |
| STAIR A                          | 45.0 IN. EGRESS WIDTH PER PERSON 0.3 | 150            |
| STAIR B                          | 45.0 IN. EGRESS WIDTH PER PERSON 0.3 | 150            |
| <b>TOTAL EXIT STAIR CAPACITY</b> |                                      | <b>300</b>     |



**KEY PLAN**

**NOTES:**

LEGEND:  
 ■■■■■ 2 HR. RATED FIRE SEPARATION  
 ■■■■■ 3 HR. RATED FIRE SEPARATION

**NOT FOR CONSTRUCTION**

09/06/2017 ISSUED FOR DOB  
 09/06/2017 ISSUED FOR DOB  
 02/04/2017 ISSUED FOR DOB  
 01/07/2017 SUPERSTRUCTURE SET  
 01/03/2017 ISSUED FOR DOB  
 10/11/2014 100% DOB FOUNDATION SET  
 10/12/2014 ISSUED FOR DOB  
 05/08/2014 ISSUED FOR DOB  
 02/05/2014 DOB FILING SET

Number: \_\_\_\_\_ Date: \_\_\_\_\_ Revision: \_\_\_\_\_

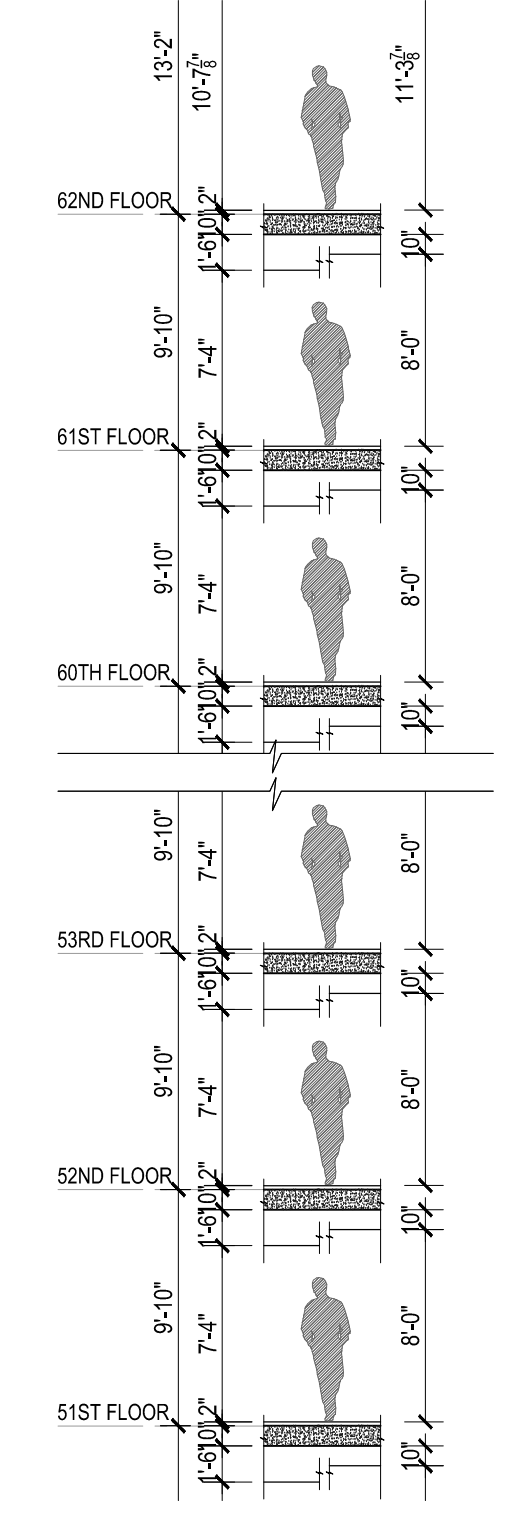
**Project:**  
**City View Tower at Court Square**  
 23-15 44th Drive  
 Long Island City, NY 11101

**Client:**  
**Cityview Tower LLC**  
 112-15 NORTHERN BLVD, CF-2  
 CORONA, NY 11368  
 (718) 321-8652

**Architect:**  
**HILL | WEST**  
 ARCHITECTS  
 11 BROADWAY  
 17TH FLOOR  
 NEW YORK, NY 10004  
 T. 212 213 8007

**Consultant:**  
**DESIMONE CONSULTING ENGINEERS**  
 140 Broadway 25th Floor  
 New York, NY, 10005  
 (212) 532-2211  
**Cosentini Associates**  
 Two Pennsylvania Plaza, 3rd FL.  
 New York, NY 10121  
 (212) 615-3600  
**Whitehall**  
 11 Broadway, 17th Floor  
 New York, NY 10004  
 (212) 908-4940

DOB STAMPS & SIGNATURES:

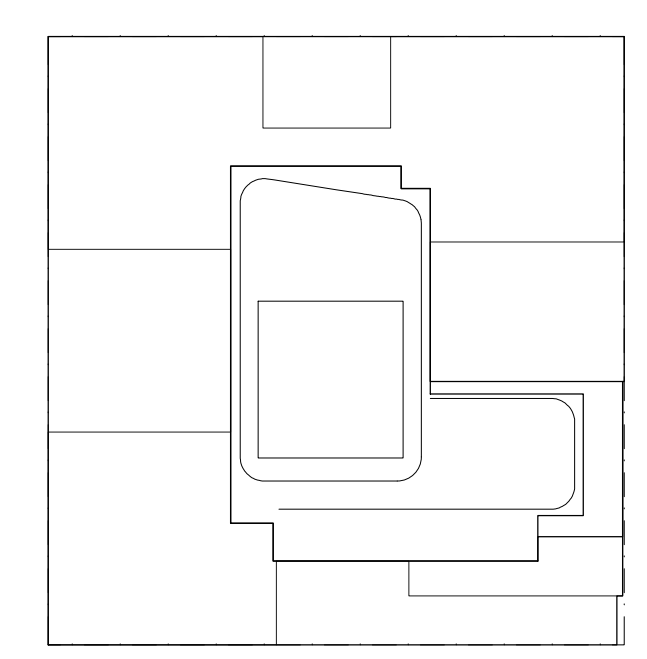


**HEIGHT DIAGRAM**  
 Scale: 1/8"=1'

**1 51ST -61ST FLOOR PLAN**  
 Scale: 1/8"=1'

DWG TITLE:  
**51ST-61ST FLOOR PLANS (HIGH LEVEL)**

SEAL & SIGNATURE: \_\_\_\_\_ DATE: 01/18/2017  
 PROJECT #: 15412  
 SCALE: 1/8"=1'-0"  
**A-113.00**  
 DWG NO. 033 OF 98



**KEY PLAN**

**NOTES:**

- LEGEND:  
 ■■■■■ 2 HR. RATED FIRE SEPARATION  
 ■■■■■ 3 HR. RATED FIRE SEPARATION

**Apt. Light & Air Calculations 61st Floor (12'0" Height)**

| UNIT | ROOM   | HABITABLE AREA (SQ FT) | 10% LIGHT REQUIREMENT (SQ FT) | LIGHT PROVIDED (SQ FT) | % AIR REQUIREMENT (SQ FT) | AIR PROVIDED (SQ FT) |
|------|--------|------------------------|-------------------------------|------------------------|---------------------------|----------------------|
| 01   | LR     | 292.45                 | 29.25                         | 112.34                 | 14.62                     | 18.14                |
|      | BR1    | 150.29                 | 15.03                         | 147.61                 | 9.51                      | 17.81                |
|      | BR2    | 110.74                 | 11.07                         | 48.29                  | 5.54                      | 9.07                 |
|      | BR3    | 110.29                 | 11.03                         | 22.02                  | 5.51                      | 9.07                 |
| 02   | LR     | 227.03                 | 22.70                         | 41.98                  | 11.35                     | 17.81                |
|      | BR1    | 113.14                 | 11.31                         | 46.15                  | 5.66                      | 8.91                 |
|      | BR2    | 111.01                 | 11.10                         | 20.99                  | 5.55                      | 8.91                 |
| 03   | LR     | 298.39                 | 29.84                         | 41.98                  | 14.92                     | 17.81                |
|      | BR1    | 131.63                 | 13.16                         | 20.99                  | 6.58                      | 8.91                 |
|      | BR2    | 108.14                 | 10.81                         | 20.99                  | 5.41                      | 8.91                 |
| 04   | LR     | 262.45                 | 26.25                         | 127.13                 | 13.12                     | 17.81                |
|      | BR1    | 137.28                 | 13.73                         | 46.15                  | 6.86                      | 8.91                 |
|      | BR2    | 113.39                 | 11.34                         | 36.10                  | 5.67                      | 8.24                 |
| 05   | LR     | 278.15                 | 27.82                         | 133.98                 | 13.91                     | 16.48                |
|      | BR1    | 118.98                 | 11.90                         | 17.36                  | 5.95                      | 8.24                 |
| 06   | LR     | 235.32                 | 23.53                         | 43.01                  | 11.77                     | 17.98                |
|      | BR1    | 106.17                 | 10.62                         | 128.78                 | 5.31                      | 8.99                 |
|      | BR2    | 171.21                 | 17.12                         | 43.01                  | 8.56                      | 17.98                |
|      | BR3    | 132.60                 | 13.26                         | 47.22                  | 6.63                      | 8.99                 |
| 09   | STUDIO | 154.00                 | 15.40                         | 46.12                  | 7.70                      | 18.48                |
| 10   | LR     | 254.54                 | 25.45                         | 129.07                 | 12.73                     | 18.48                |
|      | BR1    | 129.83                 | 12.98                         | 50.43                  | 6.49                      | 9.24                 |
|      | BR2    | 96.49                  | 9.65                          | 58.83                  | 4.82                      | 8.24                 |
| 11   | LR     | 272.69                 | 27.27                         | 116.21                 | 13.63                     | 18.14                |
|      | BR1    | 138.96                 | 13.90                         | 49.36                  | 6.95                      | 9.16                 |
|      | BR2    | 97.67                  | 9.77                          | 26.82                  | 4.88                      | 9.16                 |
| 12   | LR     | 270.83                 | 27.08                         | 44.05                  | 13.54                     | 18.14                |
|      | BR1    | 136.32                 | 13.63                         | 48.29                  | 6.82                      | 9.07                 |
|      | BR2    | 105.67                 | 10.57                         | 22.02                  | 5.28                      | 9.07                 |

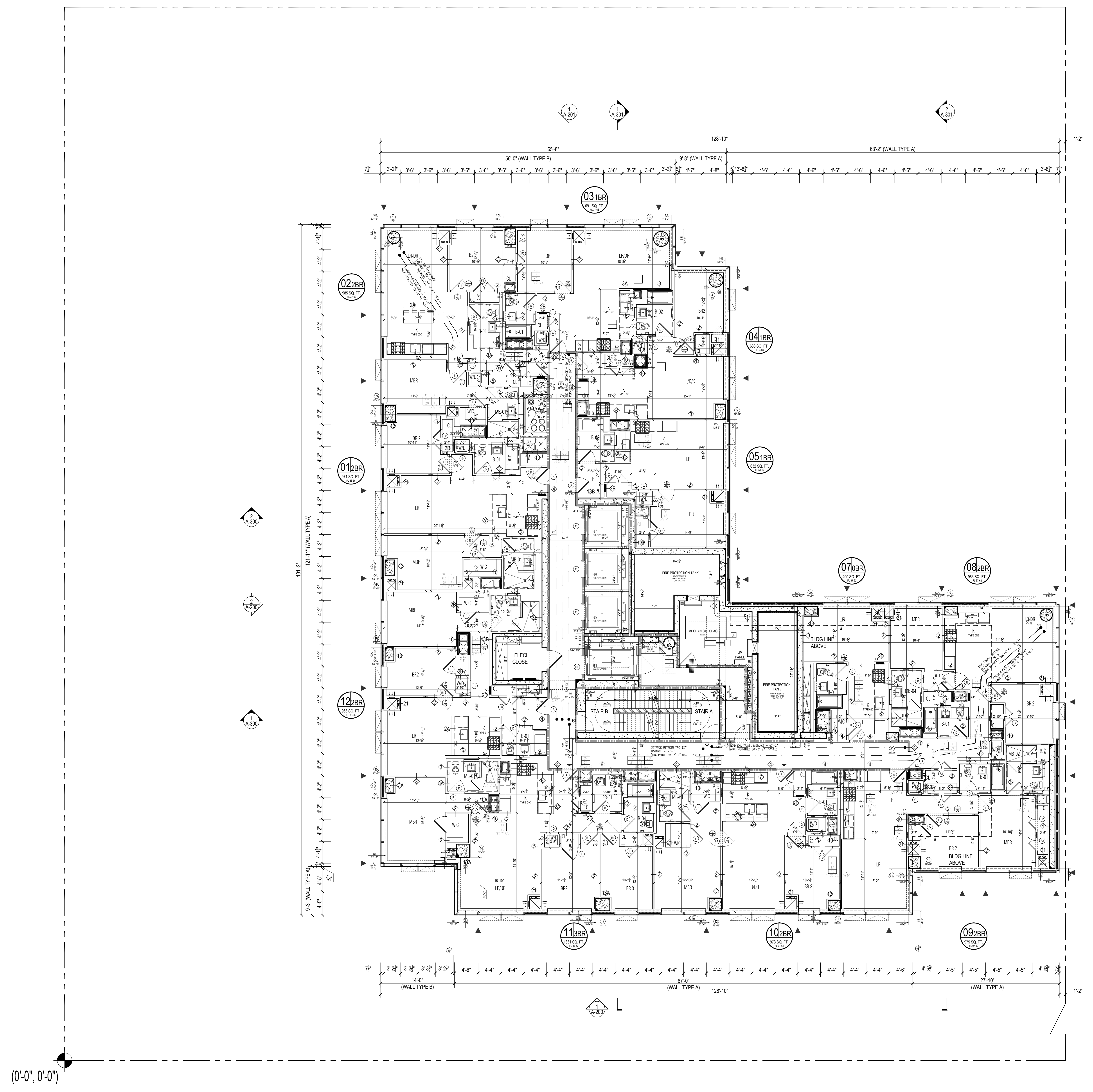
**61ST FLOOR OCCUPANT LOAD CALCULATIONS**

| ROOM                              | OCCUPANCY CLASS | GROSS AREA | GROSS AREA PER OCCUPANT (TABLE 1004.1) | OCCUPANT LOAD |
|-----------------------------------|-----------------|------------|--|---------------|
| UNIT 01                           | R               | 1313       | 200                                    | 7             |
| UNIT 02                           | R               | 980        | 200                                    | 5             |
| UNIT 03                           | R               | 973        | 200                                    | 5             |
| UNIT 04                           | R               | 983        | 200                                    | 5             |
| UNIT 05                           | R               | 684        | 200                                    | 3             |
| UNIT 06                           | R               | 643        | 200                                    | 3             |
| UNIT 07                           | R               | 632        | 200                                    | 3             |
| UNIT 09                           | R               | 401        | 200                                    | 2             |
| UNIT 10                           | R               | 962        | 200                                    | 5             |
| UNIT 11                           | R               | 973        | 200                                    | 5             |
| UNIT 12                           | R               | 973        | 200                                    | 5             |
| (EACH FLOOR) TOTAL OCCUPANT LOAD  |                 |            |  | 48            |
| TOTAL OCCUPANT LOAD AT 62ND FLOOR |                 |            |  | 48            |

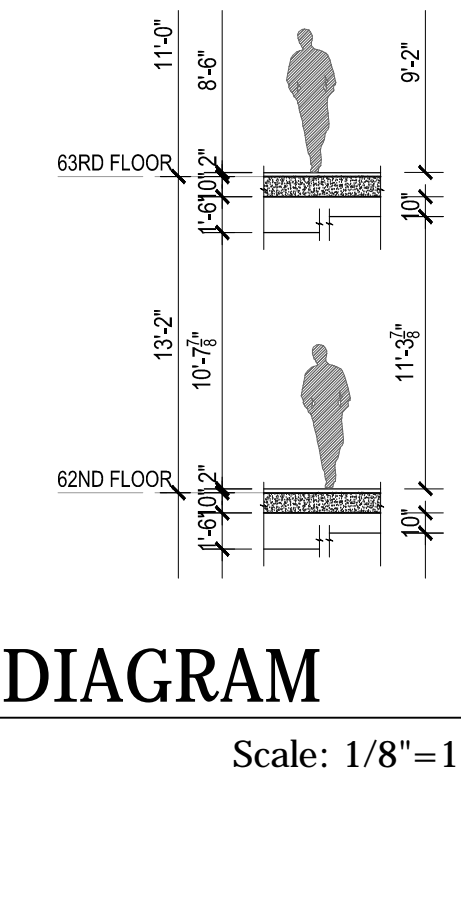
**(SECTION BC1005.1)**

**EXIT QUANTITY AND CAPACITY PROVIDED**

| EXIT TYPE                 | WIDTH    | EGRESS WIDTH PER PERSON | EXIT OCCUPANCY |
|---------------------------|----------|-------------------------|----------------|
| STAIR A DOOR              | 36.0 IN. | 0.2                     | 180            |
| STAIR B DOOR              | 36.0 IN. | 0.2                     | 180            |
| TOTAL EXIT DOOR CAPACITY  |          |                         | 360            |
| STAIR A                   | 45.0 IN. | 0.3                     | 150            |
| STAIR B                   | 45.0 IN. | 0.3                     | 150            |
| TOTAL EXIT STAIR CAPACITY |          |                         | 300            |



**1 62ND FLOOR PLAN**  
 Scale: 1/8" = 1'



**HEIGHT DIAGRAM**  
 Scale: 1/8" = 1'

**NOT FOR CONSTRUCTION**

- 09/08/2017 ISSUED FOR DOB
- 09/08/2017 ISSUED FOR DOB
- 10/24/2017 ISSUED FOR DOB
- 01/07/2017 SUPERSTRUCTURE SET
- 01/03/2017 ISSUED FOR DOB
- 10/11/2014 100% DOB FUNDING/INR SET
- 10/12/2014 ISSUED FOR DOB
- 05/08/2014 ISSUED FOR DOB
- 02/05/2014 DOB FILING SET

Number: \_\_\_\_\_ Date: \_\_\_\_\_ Revision: \_\_\_\_\_

**Project:**  
**City View Tower at Court Square**  
 23-15 44th Drive  
 Long Island City, NY 11101

**Client:**  
**Cityview Tower LLC**  
 112-15 NORTHERN BLVD, CF-2  
 CORONA, NY 11368  
 (718) 321-8652

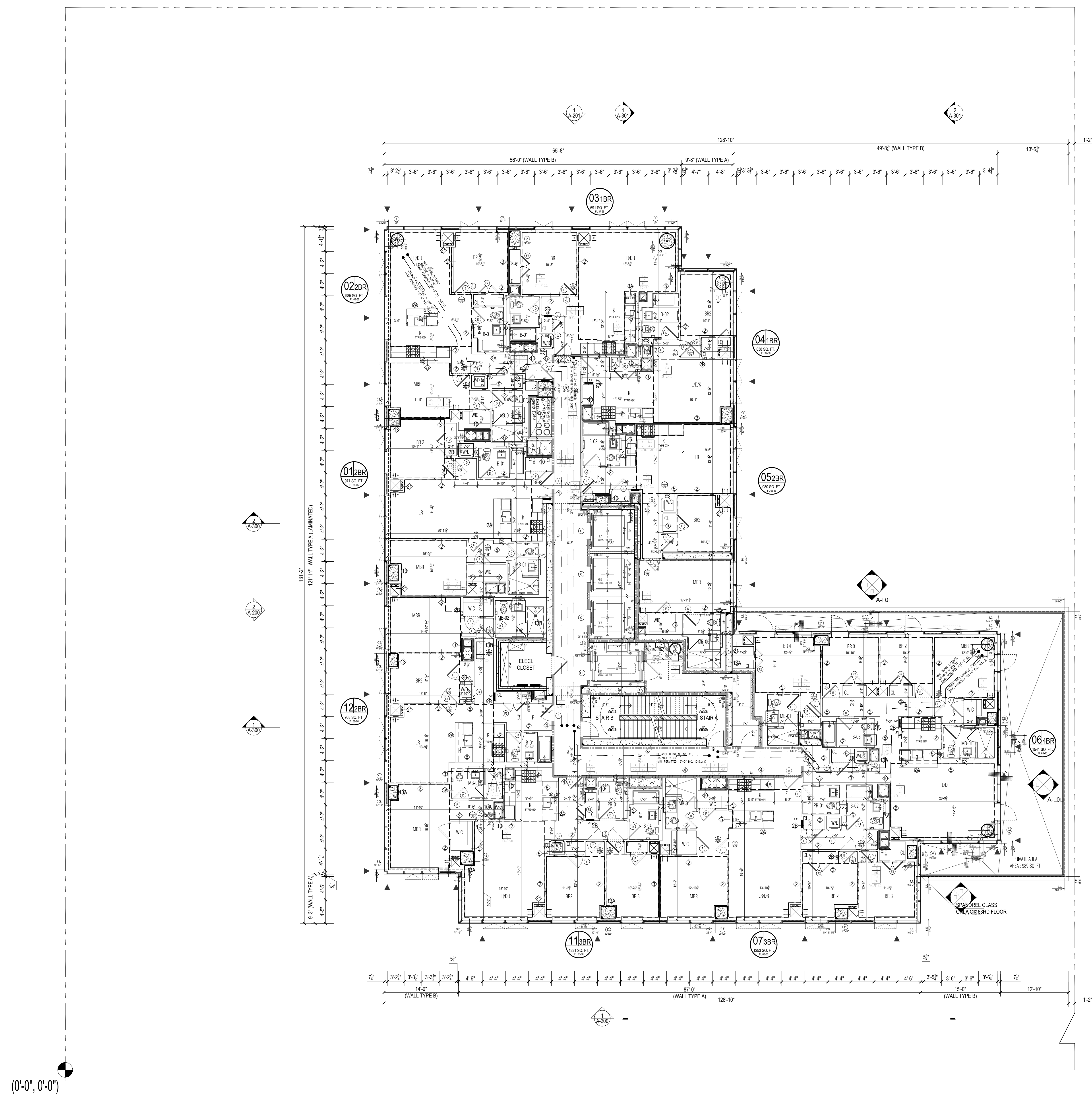
**Architect:**  
**HILL | WEST ARCHITECTS**  
 11 BROADWAY  
 17TH FLOOR  
 NEW YORK, NY 10004  
 T. 212 213 8007

**Consultant:**  
**DESIMONE CONSULTING ENGINEERS**  
 140 Broadway 25th Floor  
 New York, NY, 10005  
 (212) 532-2211  
**Cosentini Associates**  
 Two Pennsylvania Plaza, 3rd FL.  
 New York, NY 10121  
 (212) 615-3600  
**Whitehall**  
 11 Broadway, 17th Floor  
 New York, NY 10004  
 (212) 908-4940

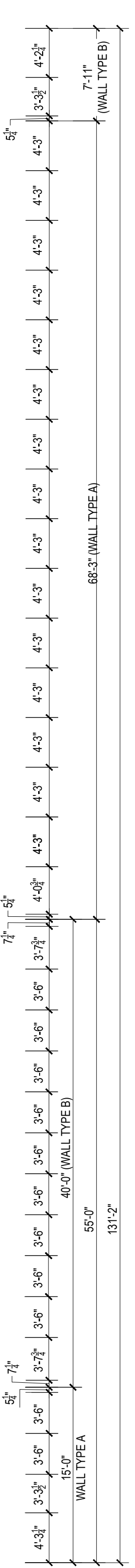
DOB STAMPS & SIGNATURES:

DWG TITLE:  
**62ND FLOOR PLAN (HIGH LEVEL)**

SEAL & SIGNATURE: \_\_\_\_\_ DATE: 01/18/2017  
 PROJECT #: 15412  
 SCALE: 1/8" = 1'  
**A-114.00**  
 DWG NO. 034 OF 58



1 63RD FLOOR PLAN  
Scale: 1/8"=1'



HEIGHT DIAGRAM  
Scale: 1/8"=1'

**Apt. Light & Air Calculations 62-65th Floor (11'0" Height) & 66th Floor (13'2" Height)**

| UNIT | ROOM | HABITABLE AREA (SQ FT) | 10% LIGHT REQUIREMENT (SQ FT) | LIGHT PROVIDED (SQ FT) | 5% AIR REQUIREMENT (SQ FT) | AIR PROVIDED (SQ FT) |
|------|------|------------------------|-------------------------------|------------------------|----------------------------|----------------------|
| 01   | LR   | 292.45                 | 29.25                         | 94.96                  | 14.62                      | 16.75                |
|      | BR1  | 190.29                 | 19.03                         | 125.16                 | 9.51                       | 16.42                |
|      | BR2  | 110.74                 | 11.07                         | 40.79                  | 5.54                       | 8.37                 |
|      | BR3  | 110.29                 | 11.03                         | 38.48                  | 5.51                       | 8.37                 |
| 02   | LR   | 227.03                 | 22.70                         | 95.23                  | 13.35                      | 16.42                |
|      | BR1  | 113.14                 | 11.31                         | 38.98                  | 5.66                       | 8.21                 |
|      | BR2  | 111.01                 | 11.10                         | 17.61                  | 5.55                       | 8.21                 |
|      | LR   | 298.39                 | 29.84                         | 95.23                  | 14.92                      | 16.42                |
|      | BR1  | 131.63                 | 13.16                         | 17.61                  | 6.58                       | 8.21                 |
|      | BR2  | 108.14                 | 10.81                         | 17.61                  | 5.41                       | 8.21                 |
| 04   | LR   | 262.45                 | 26.25                         | 107.55                 | 13.12                      | 16.42                |
|      | BR1  | 137.28                 | 13.73                         | 38.98                  | 6.86                       | 8.21                 |
|      | BR2  | 113.39                 | 11.34                         | 52.38                  | 5.67                       | 7.54                 |
| 05   | LR   | 274.86                 | 27.49                         | 112.43                 | 13.74                      | 15.08                |
|      | BR1  | 118.98                 | 11.90                         | 14.57                  | 5.95                       | 7.54                 |
|      | LR   | 106.17                 | 10.62                         | 109.15                 | 5.31                       | 8.29                 |
|      | BR1  | 150.04                 | 15.00                         | 36.30                  | 7.50                       | 16.58                |
|      | BR2  | 114.26                 | 11.43                         | 39.89                  | 8.21                       | 8.29                 |
|      | BR3  | 131.50                 | 13.15                         | 39.89                  | 6.58                       | 8.29                 |
|      | LR   | 263.74                 | 26.37                         | 112.27                 | 13.19                      | 22.62                |
|      | BR1  | 117.19                 | 11.72                         | 97.70                  | 5.86                       | 15.08                |
|      | BR2  | 86.66                  | 8.67                          | 29.14                  | 4.33                       | 7.54                 |
|      | BR3  | 88.08                  | 8.81                          | 29.14                  | 4.40                       | 7.54                 |
|      | BR4  | 110.27                 | 11.03                         | 46.75                  | 5.51                       | 7.54                 |
| 09   | LR   | 318.60                 | 31.86                         | 36.97                  | 15.93                      | 16.75                |
|      | BR1  | 136.32                 | 13.63                         | 40.79                  | 6.82                       | 8.37                 |
|      | BR2  | 91.77                  | 9.18                          | 38.48                  | 4.59                       | 8.37                 |
|      | BR3  | 107.50                 | 10.71                         | 95.50                  | 5.36                       | 8.37                 |

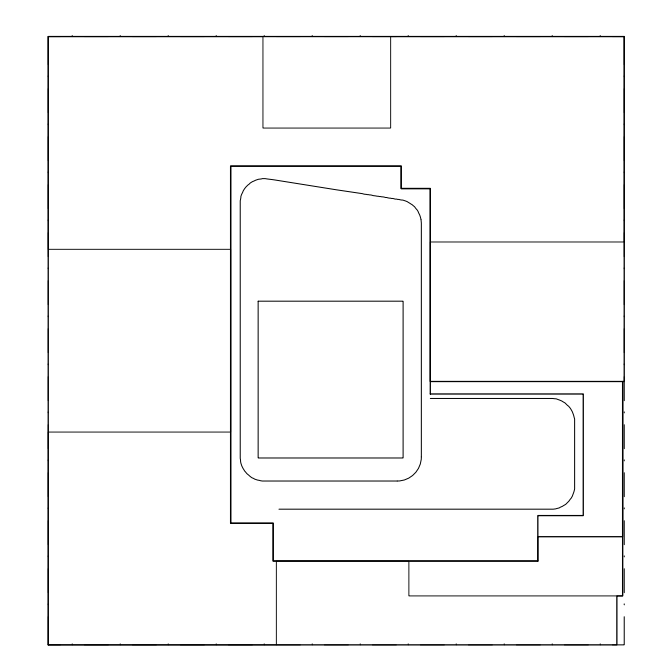
**63RD - 66TH FLOOR OCCUPANT LOAD CALCULATIONS**

| ROOM   | OCCUPANCY CLASS | GROSS AREA (SQ FT) | GROSS AREA PER OCCUPANT (SQ FT/100.1) | OCCUPANT LOAD |
|--|-----------------|--------------------|---------------------------------------|---------------|
| UNIT 01  | R               | 1313               | 200                                   | 7             |
| UNIT 02  | R               | 980                | 200                                   | 5             |
| UNIT 03  | R               | 973                | 200                                   | 5             |
| UNIT 04  | R               | 983                | 200                                   | 5             |
| UNIT 05  | R               | 684                | 200                                   | 3             |
| UNIT 06  | R               | 643                | 200                                   | 3             |
| UNIT 07  | R               | 190                | 200                                   | 1             |
| UNIT 08  | R               | 1539               | 200                                   | 8             |
| UNIT 09  | R               | 1254               | 200                                   | 6             |
| <b>(EACH FLOOR) TOTAL OCCUPANT LOAD</b>                      |                 |                    |                                       | <b>47</b>     |
| <b>TOTAL OCCUPANT LOAD AT EACH FLOOR (63RD - 66TH FLOOR)</b> |                 |                    |                                       | <b>47</b>     |

**(SECTION BC1005.1)**

| EXIT TYPE                       | EXIT QUANTITY AND CAPACITY PROVIDED | EXIT OCCUPANCY |
|---------------------------------|-------------------------------------|----------------|
| STAR A DOOR                     | 36.0 IN. EGRESS WIDTH PER PERSON    | 0.2            |
| STAR B DOOR                     | 36.0 IN. EGRESS WIDTH PER PERSON    | 0.2            |
| <b>TOTAL EXIT DOOR CAPACITY</b> |                                     | <b>360</b>     |
| STAR A                          | 45.0 IN. EGRESS WIDTH PER PERSON    | 0.3            |
| STAR B                          | 45.0 IN. EGRESS WIDTH PER PERSON    | 0.3            |
| <b>TOTAL EXIT STAR CAPACITY</b> |                                     | <b>300</b>     |

2 64TH-66TH FLOOR-PARTIAL  
Scale: 1/8"=1'



KEY PLAN

**NOTES:**

LEGEND:

- 2 HR. RATED FIRE SEPARATION
- 3 HR. RATED FIRE SEPARATION

NOT FOR CONSTRUCTION

09/02/2017 ISSUED FOR DOB  
03/01/2017 ISSUED FOR DOB  
02/01/2017 ISSUED FOR DOB  
01/07/2017 SUPERSTRUCTURE SET  
01/03/2017 ISSUED FOR DOB

10/11/2014 100% DOB FUNDING SET  
10/12/2014 ISSUED FOR DOB

05/08/2014 ISSUED FOR DOB  
02/05/2014 DOB FILING SET

Number: \_\_\_\_\_ Date: \_\_\_\_\_ Revision: \_\_\_\_\_

Project:  
**City View Tower at Court Square**  
23-15 44th Drive  
Long Island City, NY 11101

Client:  
**Cityview Tower LLC**  
112-15 NORTHERN BLVD, CF-2  
CORONA, NY 11368  
(718) 321-8652

Architect:  
**HILL | WEST ARCHITECTS**  
11 BROADWAY  
17TH FLOOR  
NEW YORK, NY 10004  
T. 212 213 8007

Consultant:  
**DESIMONE CONSULTING ENGINEERS**  
140 Broadway 25th Floor  
New York, NY, 10005  
(212) 532-2211

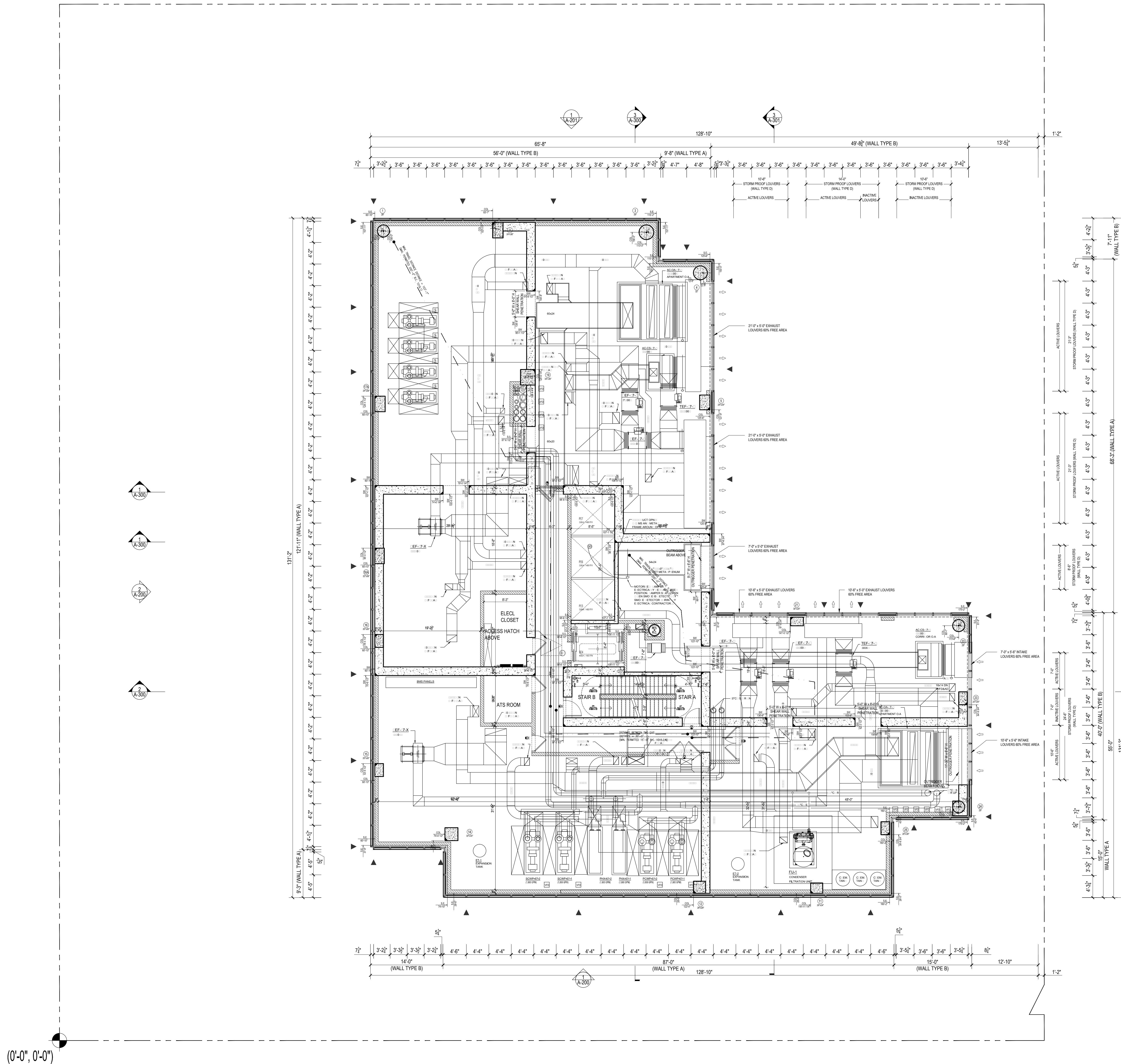
**Cosentini Associates**  
Two Pennsylvania Plaza, 3rd FL.  
New York, NY 10121  
(212) 615-3600

**Whitehall**  
11 Broadway, 17th Floor  
New York, NY 10004  
(212) 908-4940

DOB STAMPS & SIGNATURES:

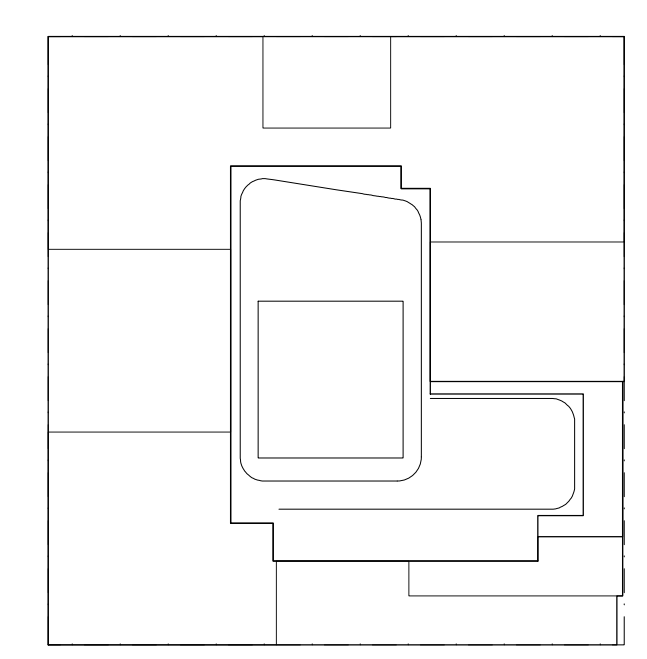
DWG TITLE:  
63RD-66TH FLOOR PLAN  
(UPPER LEVEL)

SEAL & SIGNATURE: \_\_\_\_\_ DATE: 01/18/2017  
PROJECT # 15412  
SCALE: 1/8"=1'-0"  
A-115.00  
DWG NO. 035 OF 98



1 67TH FLOOR PLAN (MECH.)  
Scale: 1/8"=1'

| 67TH FLOOR OCCUPANT LOAD CALCULATIONS |                 |                         |                             |               |
|---------------------------------------|-----------------|-------------------------|-----------------------------|---------------|
| ROOM                                  | OCCUPANCY CLASS | GROSS AREA              | FEB OCCUPANT (TABLE 1004.1) | OCCUPANT LOAD |
| MECHANICAL                            | F-2             | 9491                    | 300 SF                      | 32            |
| (EACH FLOOR) TOTAL OCCUPANT LOAD      |                 |                         |                             | 32            |
| TOTAL OCCUPANT LOAD AT 67TH FLOOR     |                 |                         |                             |               |
| (SECTION BC1005.1)                    |                 |                         |                             |               |
| EXIT QUANTITY AND CAPACITY PROVIDED   |                 |                         |                             |               |
| EXIT TYPE                             | WIDTH           | EGRESS WIDTH PER PERSON | EXIT OCCUPANCY              |               |
| STAIR A DOOR                          | 36.0 IN.        | 0.2                     | 180                         |               |
| STAIR B DOOR                          | 36.0 IN.        | 0.2                     | 180                         |               |
| TOTAL EXIT DOOR CAPACITY              |                 |                         | 360                         |               |
| STAIR A                               | 45.0 IN.        | 0.5                     | 150                         |               |
| STAIR B                               | 45.0 IN.        | 0.5                     | 150                         |               |
| TOTAL EXIT STAIR CAPACITY             |                 |                         | 300                         |               |



KEY PLAN

NOTES:  
LEGEND:  
 ■■■■ 2 HR. RATED FIRE SEPARATION  
 ■■■■ 3 HR. RATED FIRE SEPARATION

NOT FOR CONSTRUCTION

09/16/2017 ISSUED FOR DOB  
 03/01/2017 ISSUED FOR DOB  
 10/24/2017 ISSUED FOR DOB  
 01/07/2017 SUPERSTRUCTURE SET  
 01/05/2017 ISSUED FOR DOB  
 11/11/2014 100% DOB FOUNDATION SET  
 10/12/2014 ISSUED FOR DOB  
 05/08/2014 ISSUED FOR DOB  
 02/05/2014 DOB FILING SET

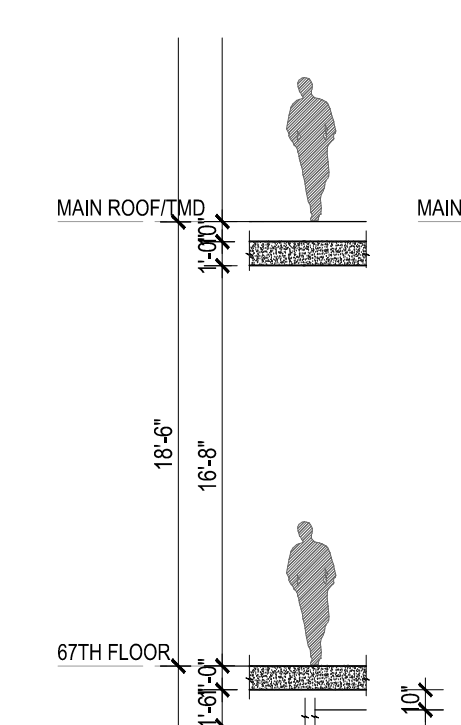
Number: Date: Revision:  
 Project:  
**City View Tower at Court Square**  
 23-15 44th Drive  
 Long Island City, NY 11101

Client:  
**Cityview Tower LLC**  
 112-15 NORTHERN BLVD, CF-2  
 CORONA, NY 11368  
 (718) 321-8652

Architect:  
**HILL | WEST**  
 ARCHITECTS  
 11 BROADWAY  
 17TH FLOOR  
 NEW YORK, NY 10004  
 T. 212 213 8007

Consultant:  
**DESIMONE CONSULTING ENGINEERS**  
 140 Broadway 25th Floor  
 New York, NY, 10005  
 (212) 532-2211  
**Cosentini Associates**  
 Two Pennsylvania Plaza, 3rd FL.  
 New York, NY 10121  
 (212) 615-3600  
**Whitehall**  
 11 Broadway, 17th Floor  
 New York, NY 10004  
 (212) 908-4940

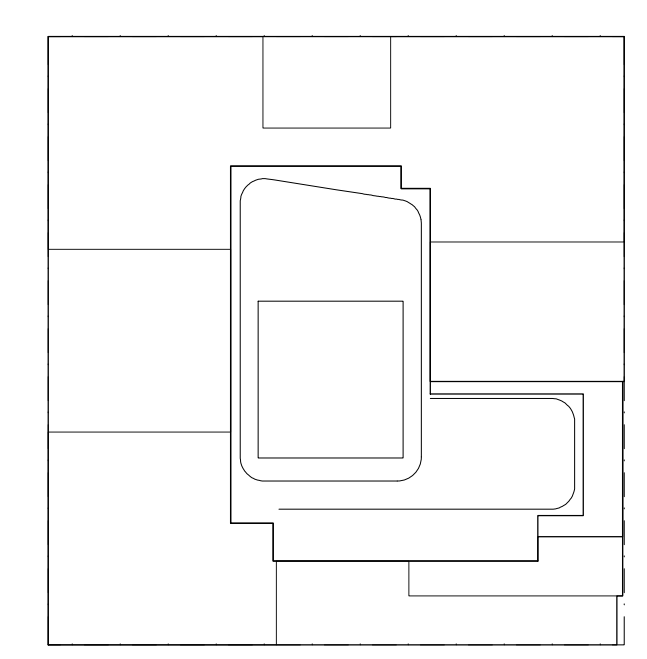
DOB STAMPS & SIGNATURES:



HEIGHT DIAGRAM  
Scale: 1/8"=1'

DWG TITLE:  
 67TH FLOOR PLAN  
 (UPPER TOWER MECH.)

SEAL & SIGNATURE: DATE: 01/18/2017  
 PROJECT #: 15412  
 SCALE: 1/8"=1'-0"  
**A-116.00**  
 DWG NO.



**KEY PLAN**

**NOTES:**

- LEGEND:  
 - - - - - 2 HR. RATED FIRE SEPARATION  
 - - - - - 3 HR. RATED FIRE SEPARATION

**NOT FOR CONSTRUCTION**

| Date       | Revision                    |
|------------|-----------------------------|
| 09/08/2017 | ISSUED FOR DOB              |
| 03/01/2017 | ISSUED FOR DOB              |
| 02/04/2017 | ISSUED FOR DOB              |
| 01/07/2017 | SUPERSUBSTRUCTURE SET       |
| 01/03/2017 | ISSUED FOR DOB              |
| 11/11/2014 | 100% DOB FOUNDATION BID SET |
| 10/12/2014 | ISSUED FOR DOB              |
| 05/08/2014 | ISSUED FOR DOB              |
| 02/05/2014 | DOB FILING SET              |

Number: Date: Revision:

**Project:**  
**City View Tower at Court Square**  
 23-15 44th Drive  
 Long Island City, NY 11101

**Client:**  
**Cityview Tower LLC**  
 112-15 NORTHERN BLVD, CF-2  
 CORONA, NY 11368  
 (718) 321-8552

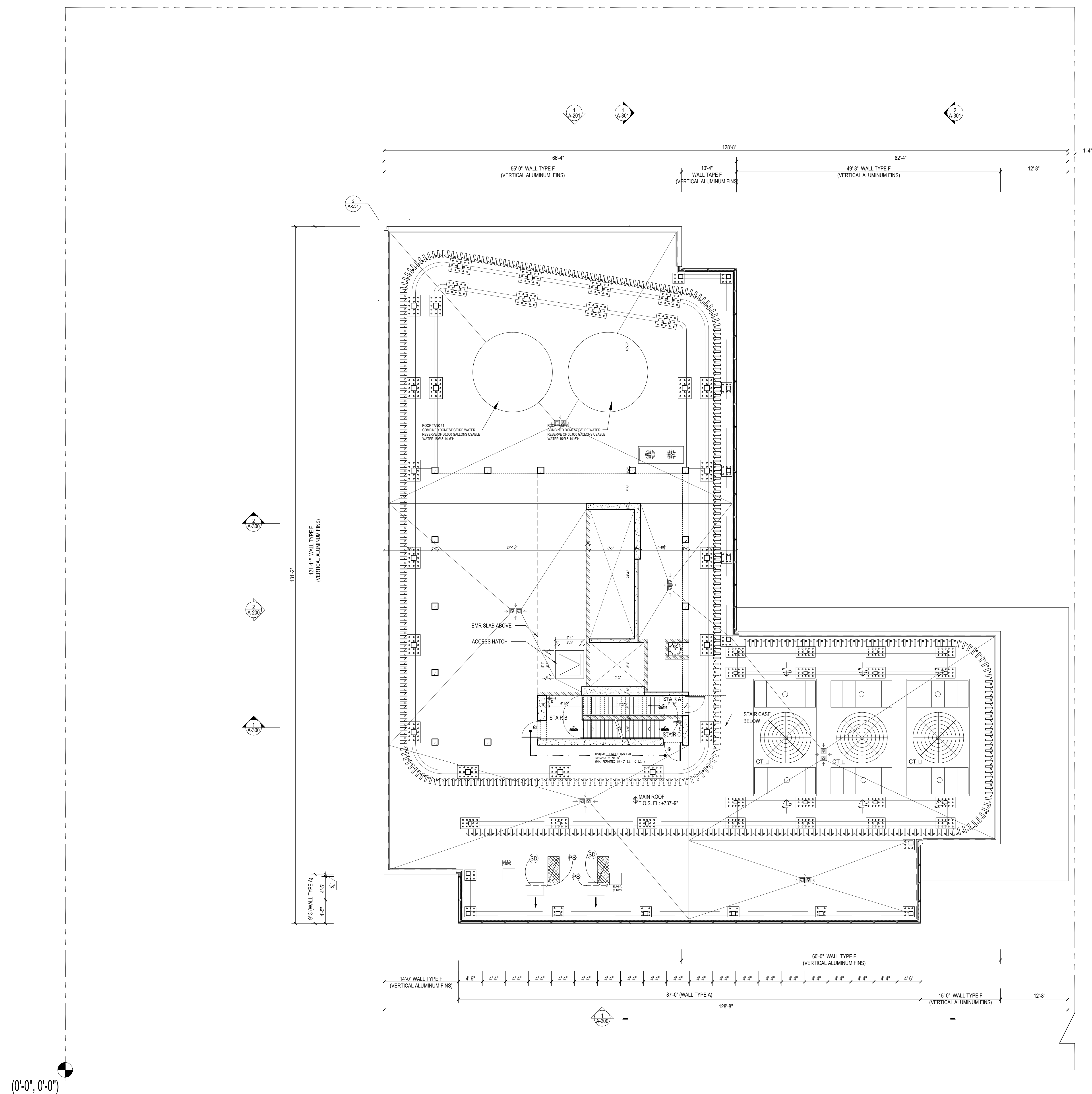
**Architect:**  
**HILL | WEST**  
 ARCHITECTS  
 11 BROADWAY  
 17TH FLOOR  
 NEW YORK, NY 10004  
 T. 212 213 8007

**Consultant:**  
**DESIMONE CONSULTING ENGINEERS**  
 140 Broadway 25th Floor  
 New York, NY, 10005  
 (212) 532-2211  
**Cosentini Associates**  
 Two Pennsylvania Plaza, 3rd FL.  
 New York, NY 10121  
 (212) 615-3600  
**Whitehall**  
 11 Broadway, 17th Floor  
 New York, NY 10004  
 (212) 908-4940

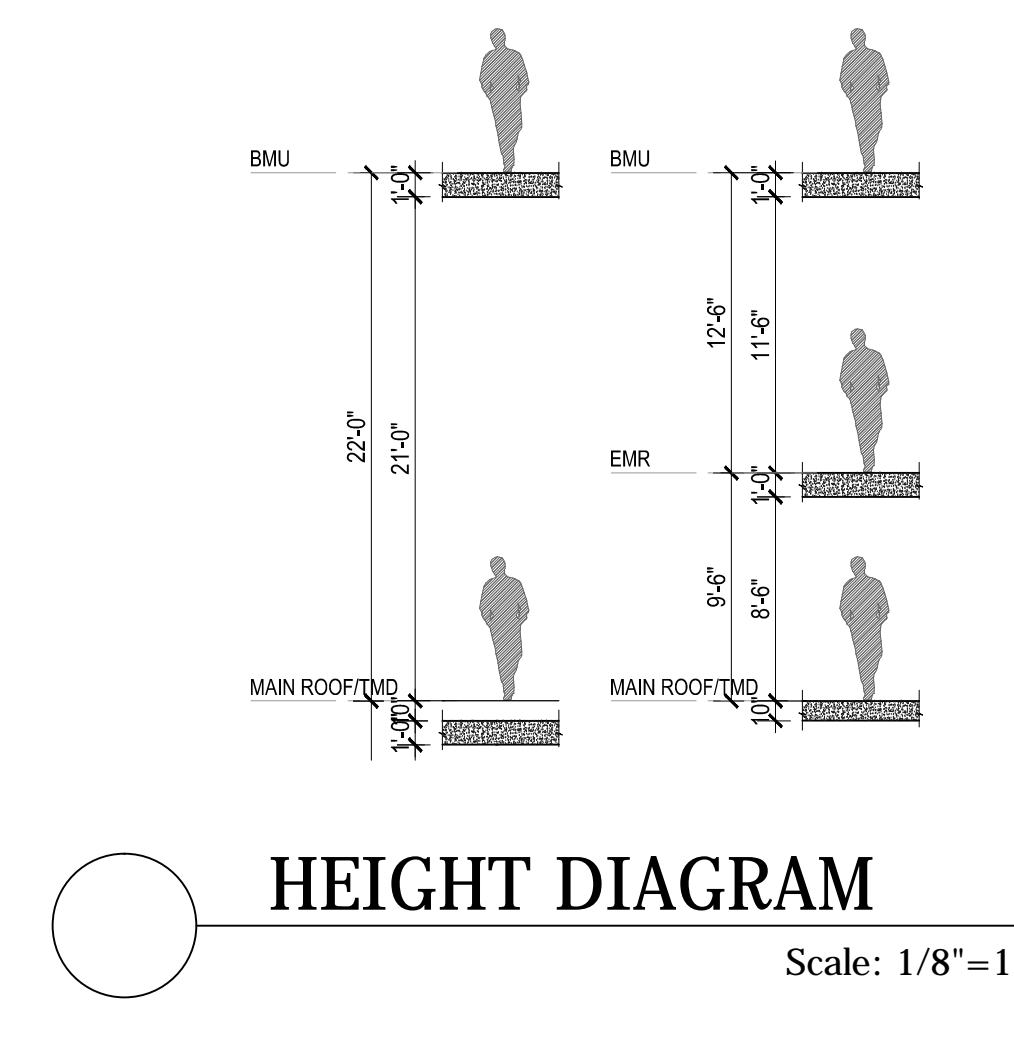
DOB STAMPS & SIGNATURES:

DWG TITLE:  
**MAIN ROOF (MECHANICAL LEVEL)**

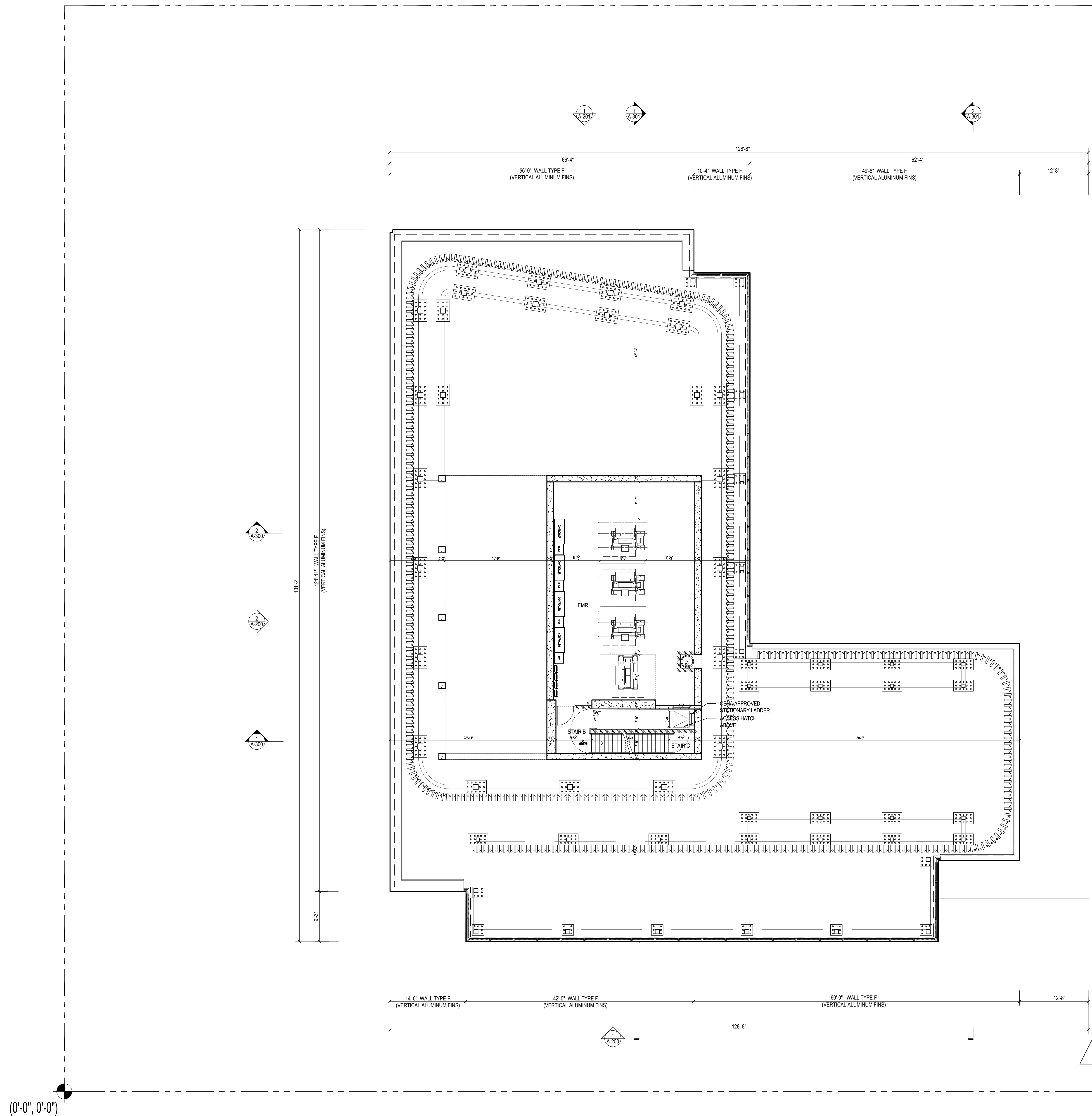
|                         |                  |
|-------------------------|------------------|
| SEAL & SIGNATURE:       | DATE: 01/18/2017 |
| PROJECT #:              | 15412            |
| SCALE: 1/8" = 1'-0"     |                  |
| DWG NO. <b>A-117.00</b> |                  |



**1 MAIN ROOF (MECHANICAL)**  
 Scale: 1/8" = 1'

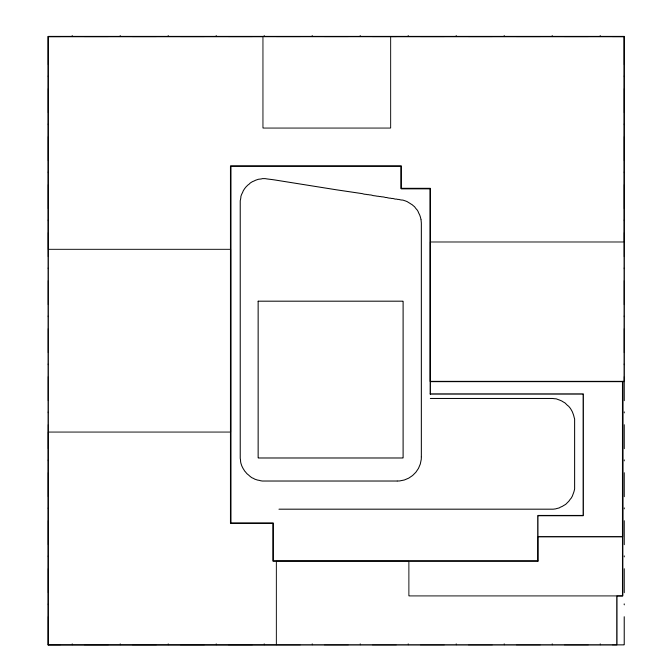


**HEIGHT DIAGRAM**  
 Scale: 1/8" = 1'



(0'-0", 0'-0")

**1 EMR PLAN**  
Scale: 1/8"=1'



**KEY PLAN**

**NOTES:**

- LEGEND:
- 2 HR. RATED FIRE SEPARATION
  - 3 HR. RATED FIRE SEPARATION

NOT FOR CONSTRUCTION

| Number     | Date | Revision                |
|------------|------|-------------------------|
| 01/10/2017 |      | ISSUED FOR DOB          |
| 03/01/2017 |      | ISSUED FOR DOB          |
| 02/14/2017 |      | ISSUED FOR DOB          |
| 01/07/2017 |      | SUPERSTRUCTURE SET      |
| 01/05/2017 |      | ISSUED FOR DOB          |
| 11/11/2014 |      | 100% DOB FOUNDATION SET |
| 10/12/2014 |      | ISSUED FOR DOB          |
| 05/08/2014 |      | ISSUED FOR DOB          |
| 02/05/2014 |      | DOB FILING SET          |

Project: **City View Tower at Court Square**  
23-15 44th Drive  
Long Island City, NY 11101

Client: **Cityview Tower LLC**  
112-15 NORTHERN BLVD, CF-2  
CORONA, NY 11368  
(718) 321-8552

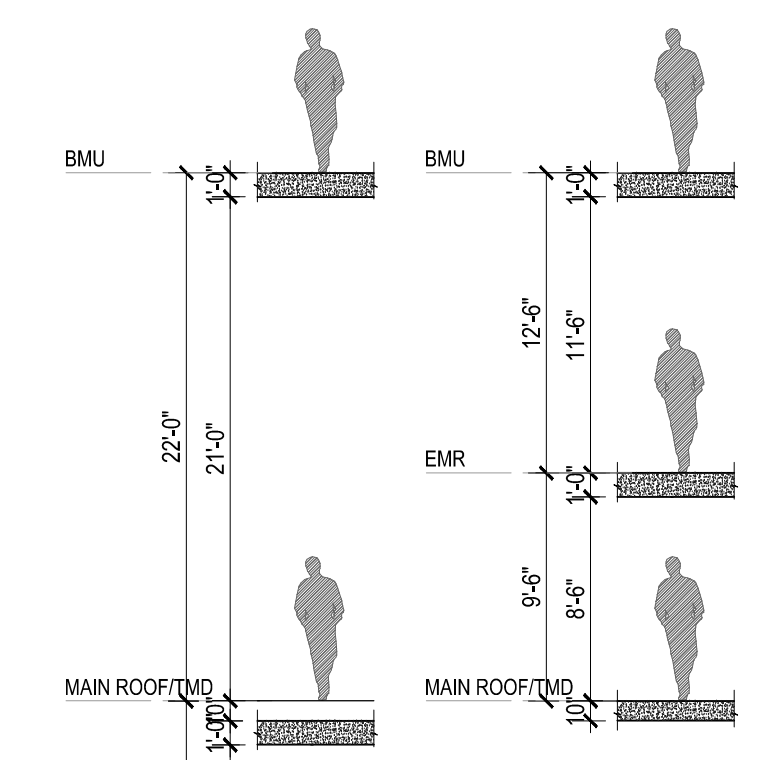
Architect: **HILL | WEST ARCHITECTS**  
11 BROADWAY  
17TH FLOOR  
NEW YORK, NY 10004  
T. 212 213 8007

Consultant: **DESIMONE CONSULTING ENGINEERS**  
140 Broadway 25th Floor  
New York, NY, 10005  
(212) 532-2211  
**Cosentini Associates**  
Two Pennsylvania Plaza, 3rd FL.  
New York, NY 10121  
(212) 615-3600  
**Whitehall**  
11 Broadway, 17th Floor  
New York, NY 10004  
(212) 908-4940

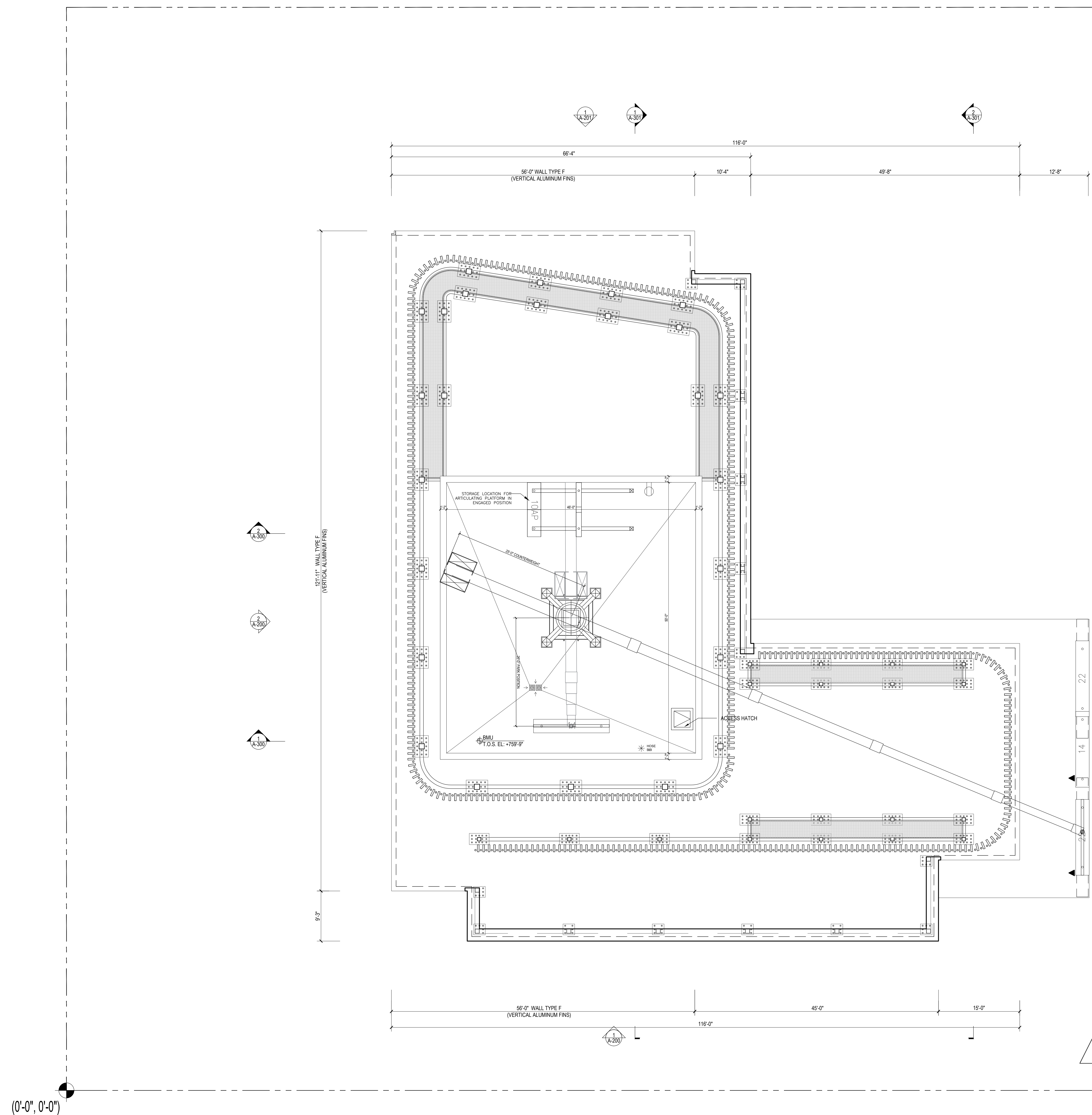
DOB STAMPS & SIGNATURES:

DWG TITLE: **EMR (BULKHEAD)**

SEAL & SIGNATURE: DATE: 01/18/2017  
PROJECT #: 15412  
SCALE: 1/8"=1'-0"  
DWG NO. **A-118.00**

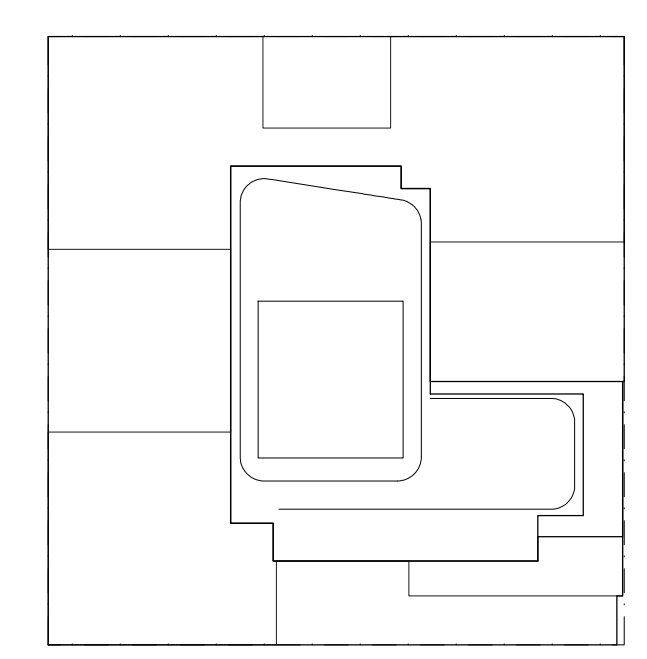


**HEIGHT DIAGRAM**  
Scale: 1/8"=1'



(0'-0", 0'-0")

**1 BMU ROOF PLAN**  
Scale: 1/8"=1'



**KEY PLAN**

**NOTES:**

- LEGEND:
- 2 HR. RATED FIRE SEPARATION
  - 3 HR. RATED FIRE SEPARATION

NOT FOR CONSTRUCTION

| Number     | Date | Revision                |
|------------|------|-------------------------|
| 01/18/2017 |      | ISSUED FOR DOB          |
| 03/01/2017 |      | ISSUED FOR DOB          |
| 02/14/2017 |      | ISSUED FOR DOB          |
| 01/27/2017 |      | SUPERSUBSTRUCTURE SET   |
| 01/25/2017 |      | ISSUED FOR DOB          |
| 11/11/2014 |      | 100% DOB FOUNDATION SET |
| 10/12/2014 |      | ISSUED FOR DOB          |
| 10/08/2014 |      | ISSUED FOR DOB          |
| 02/05/2014 |      | DOB FILING SET          |

Project: **City View Tower at Court Square**  
23-15 44th Drive  
Long Island City, NY 11101

Client: **Cityview Tower LLC**  
112-15 NORTHERN BLVD, CF-2  
CORONA, NY 11368  
(718) 321-8552

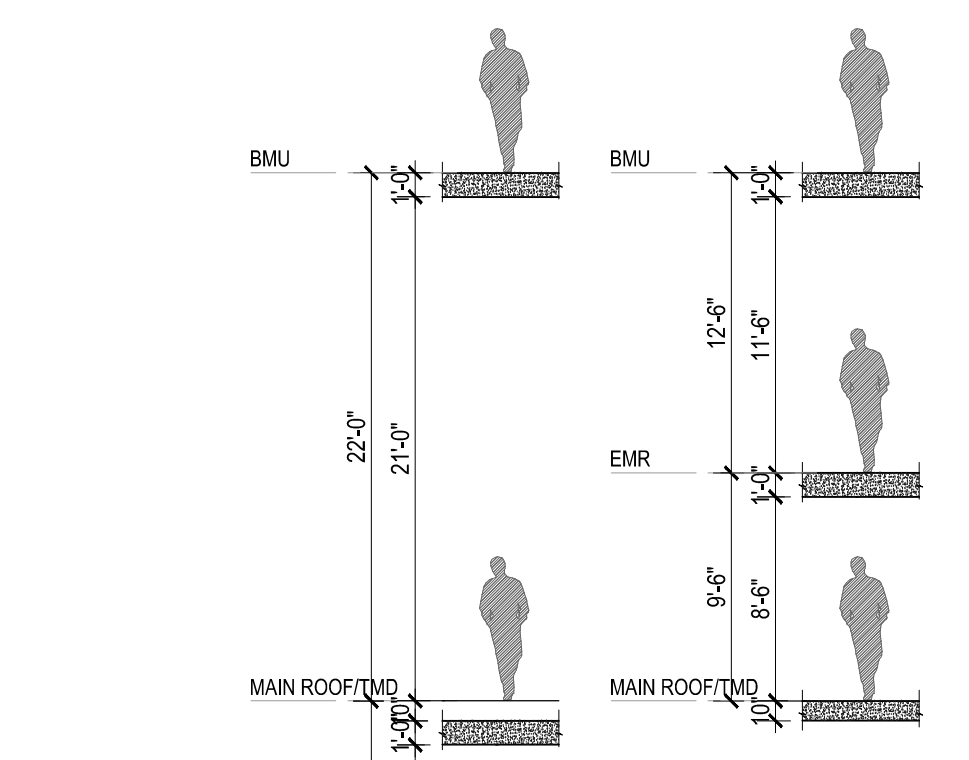
Architect: **HILL | WEST ARCHITECTS**  
11 BROADWAY  
17TH FLOOR  
NEW YORK, NY 10004  
T. 212 213 8007

Consultant: **DESIMONE CONSULTING ENGINEERS**  
140 Broadway 25th Floor  
New York, NY, 10005  
(212) 532-2211  
**Cosentini Associates**  
Two Pennsylvania Plaza, 3rd FL.  
New York, NY 10121  
(212) 615-3600  
**Whitehall**  
11 Broadway, 17th Floor  
New York, NY 10004  
(212) 908-4940

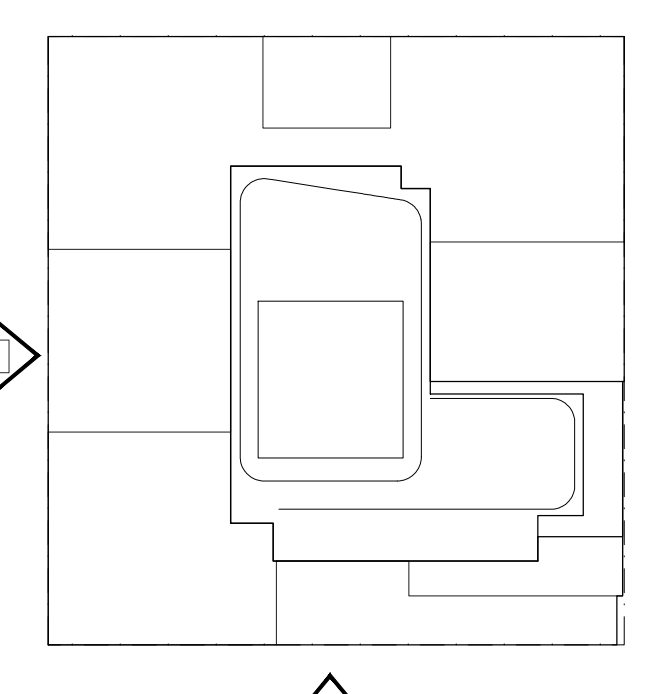
DOB STAMPS & SIGNATURES:

DWG TITLE: **BMU ROOF PLAN**

|                   |            |                 |
|-------------------|------------|-----------------|
| SEAL & SIGNATURE: | DATE:      | 01/18/2017      |
| PROJECT #:        | PROJECT #: | 15412           |
| SCALE:            | SCALE:     | 1/8"=1'-0"      |
| DWG NO:           | DWG NO:    | <b>A-119.00</b> |



**HEIGHT DIAGRAM**  
Scale: 1/8"=1'



**KEY PLAN**

**NOTES:**

NOT FOR CONSTRUCTION

|            |                                   |
|------------|-----------------------------------|
| 09/08/2017 | ISSUED FOR DOB                    |
| 09/08/2017 | ISSUED FOR DOB                    |
| 02/01/2017 | ISSUED FOR DOB SUPERSTRUCTURE SET |
| 01/02/2017 | ISSUED FOR DOB                    |
| 10/10/2016 | 100% DOB FOUNDATION SET           |
| 10/12/2016 | ISSUED FOR DOB                    |
| 06/06/2016 | ISSUED FOR DOB                    |
| 04/08/2016 | 70% DOB FOUNDATION SET            |
| 02/05/2016 | DOB FILING SET                    |

Number: \_\_\_\_\_ Date: \_\_\_\_\_ Revision: \_\_\_\_\_

Project:  
**City View Tower at Court Square**  
 23-15 44th Drive  
 Long Island City, NY 11101

Client:  
**Cityview Tower LLC**  
 112-15 NORTHERN BLVD, CF-2  
 CORONA, NY 11368  
 (718) 321-8652

Architect:  
**HILL | WEST**  
 ARCHITECTS  
 11 BROADWAY  
 17TH FLOOR  
 NEW YORK, NY 10004  
 T. 212 213 8007

Consultant:  
**DESIMONE CONSULTING ENGINEERS**  
 140 Broadway 25th Floor  
 New York, NY 10005  
 (212) 532-2211

**Cosentini Associates**  
 Two Pennsylvania Plaza, 3rd FL.  
 New York, NY 10121  
 (212) 615-3600

**Whitehall**  
 11 Broadway, 17th Floor  
 New York, NY 10004  
 (212) 908-4940

DOB STAMPS & SIGNATURES:

DWG TITLE:  
**BUILDING ELEVATIONS W-S**

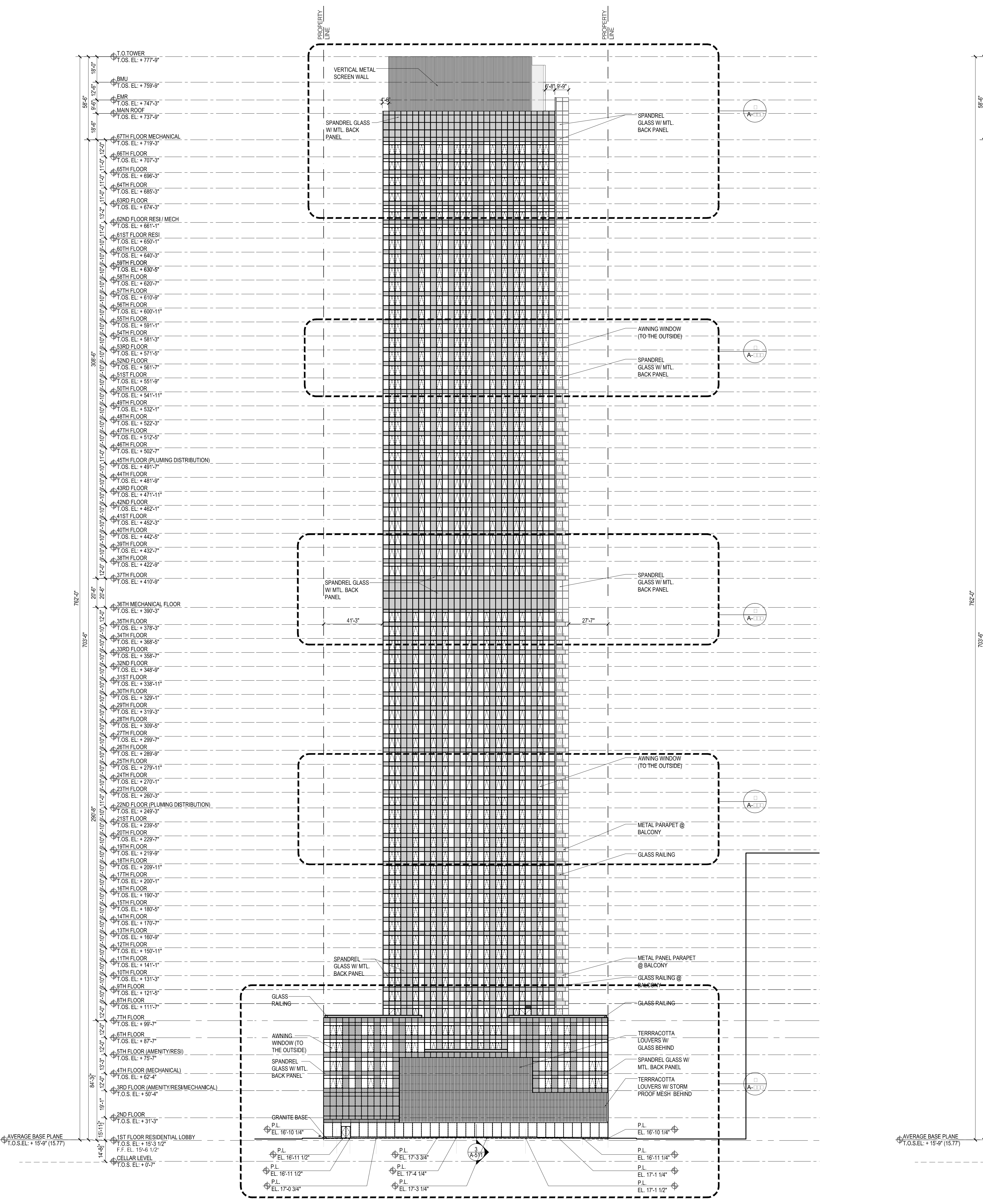
SEAL & SIGNATURE: \_\_\_\_\_ DATE: 01/18/2017

PROJECT # 15102

SCALE: 1/8" = 1'-0"

**A-200.00**

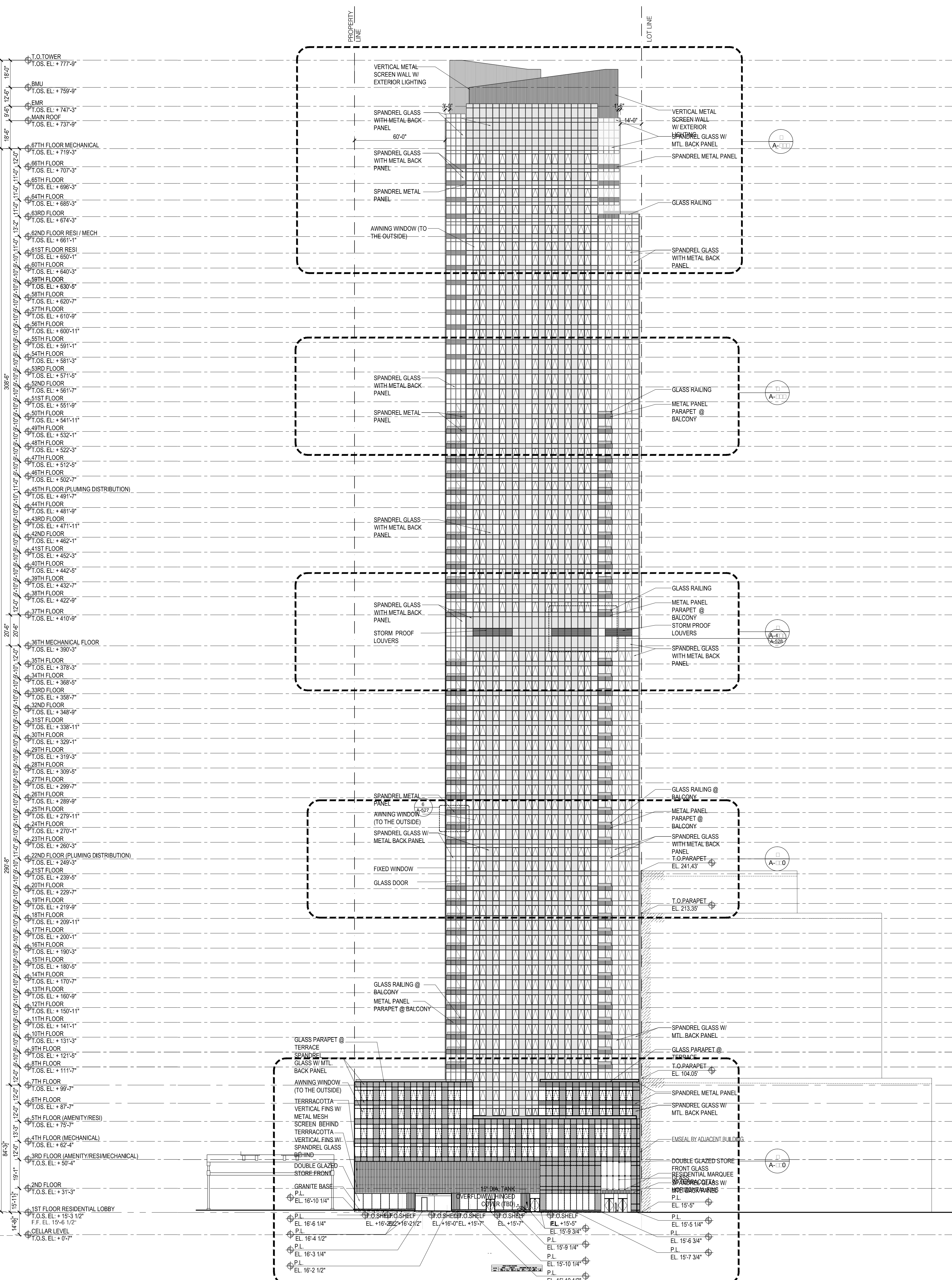
DWG NO. 040 01/18



OPAQUE VS VISION CALCULATION

| ELEVATION | OPAQUE   |       | VISION (%) |       | MEP/PARKING AREA (%) |      | TOTAL (%) |      |
|-----------|----------|-------|------------|-------|----------------------|------|-----------|------|
|           | AREA     | %     | AREA       | %     | AREA                 | %    | AREA      | %    |
| WEST      | 47217 SF | 45.3% | 46861.5 SF | 45.1% | 9995.5 SF            | 9.6% | 104194 SF | 100% |

**2 WEST ELEVATION**  
 Scale: 1/32"=1'



OPAQUE VS VISION CALCULATION

| ELEVATION | OPAQUE   |       | VISION (%) |       | MEP/PARKING AREA (%) |      | TOTAL (%) |      |
|-----------|----------|-------|------------|-------|----------------------|------|-----------|------|
|           | AREA     | %     | AREA       | %     | AREA                 | %    | AREA      | %    |
| SOUTH     | 47483 SF | 47.0% | 44024 SF   | 43.6% | 9431 SF              | 9.4% | 100938 SF | 100% |

**1 SOUTH ELEVATION**  
 Scale: 1/32"=1'



**KEY PLAN**

**NOTES:**

NOT FOR CONSTRUCTION

|            |                         |
|------------|-------------------------|
| 09/02/2017 | ISSUED FOR DOB          |
| 03/01/2017 | ISSUED FOR DOB          |
| 02/10/2017 | ISSUED FOR DOB          |
| 01/02/2017 | SUBSTRUCTURE SET        |
| 01/02/2017 | ISSUED FOR DOB          |
| 10/11/2016 | 100% DOB FOUNDATION SET |
| 10/12/2016 | ISSUED FOR DOB          |
| 05/06/2016 | ISSUED FOR DOB          |
| 04/08/2016 | FOUNDATION SET          |
| 02/05/2016 | DOB FILING SET          |

Number: \_\_\_\_\_ Date: \_\_\_\_\_ Revision: \_\_\_\_\_

**City View Tower at Court Square**  
23-15 44th Drive  
Long Island City, NY 11101


Client: **Cityview Tower LLC**  
112-15 NORTHERN BLVD, CF-2  
CORONA, NY 11368  
(718) 321-8652

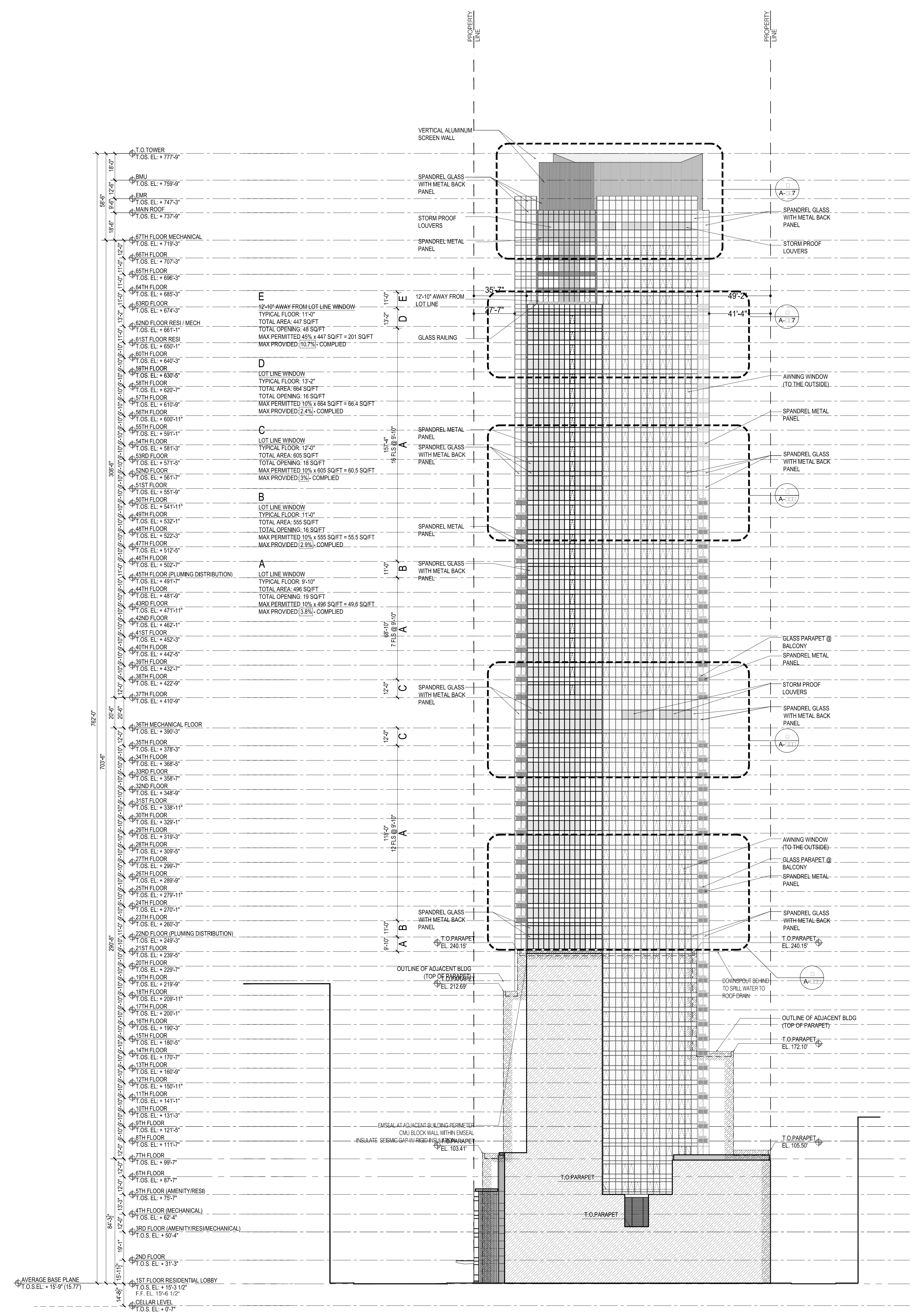
Architect: **HILL | WEST ARCHITECTS**  
11 BROADWAY  
17TH FLOOR  
NEW YORK, NY 10004  
T. 212 213 8007

Consultant: **DESIMONE CONSULTING ENGINEERS**  
140 Broadway 25th Floor  
New York, NY 10005  
(212) 532-2211  
**Cosentini Associates**  
Two Pennsylvania Plaza, 3rd FL.  
New York, NY 10121  
(212) 615-3600  
**Whitehall**  
11 Broadway, 17th Floor  
New York, NY 10004  
(212) 908-4940

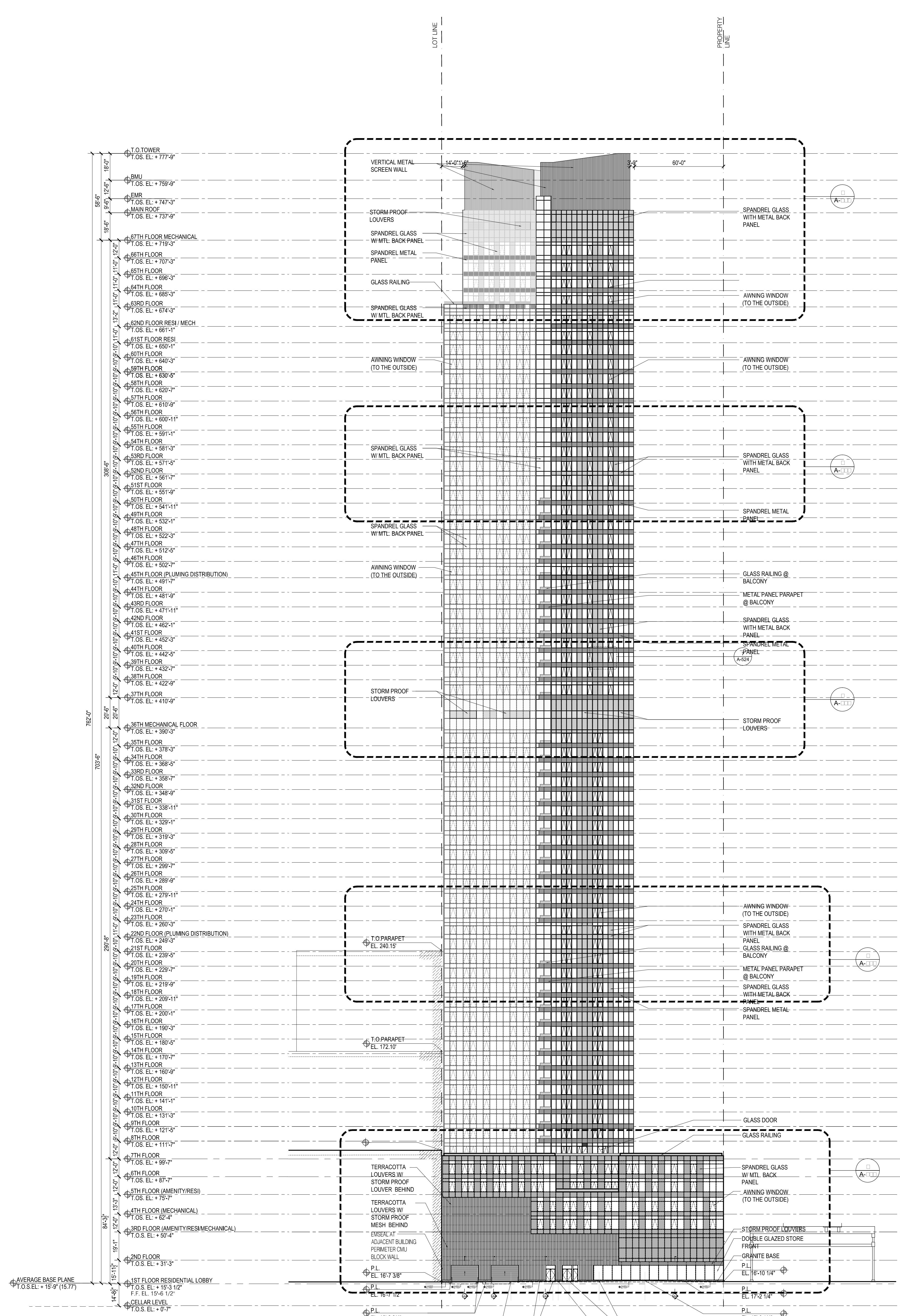
DOB STAMPS & SIGNATURES:

DWG TITLE: **BUILDING ELEVATIONS N-E**

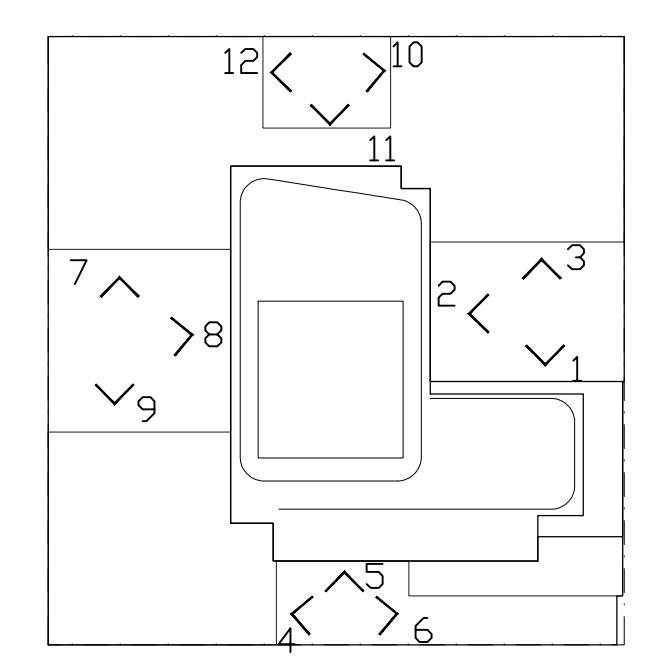
SEAL & SIGNATURE:  DATE: 01/18/2017  
PROJECT #: 15142  
SCALE: 1/32" = 1'-0"  
**A-201.00**  
DWG NO. 041 OF 58



**2 EAST ELEVATION**  
Scale: 1/32" = 1'



**1 NORTH ELEVATION**  
Scale: 1/32" = 1'



**KEY PLAN**

**NOTES:**

NOT FOR CONSTRUCTION

| Date       | Revision                |
|------------|-------------------------|
| 09/08/2017 | ISSUED FOR DOB          |
| 09/08/2017 | ISSUED FOR DOB          |
| 10/24/2017 | ISSUED FOR DOB          |
| 01/07/2017 | SUPERSTRUCTURE SET      |
| 01/05/2017 | ISSUED FOR DOB          |
| 11/11/2014 | 100% DOB FOUNDATION SET |
| 10/12/2014 | ISSUED FOR DOB          |
| 06/08/2014 | ISSUED FOR DOB          |
| 02/05/2014 | DOB FILING SET          |

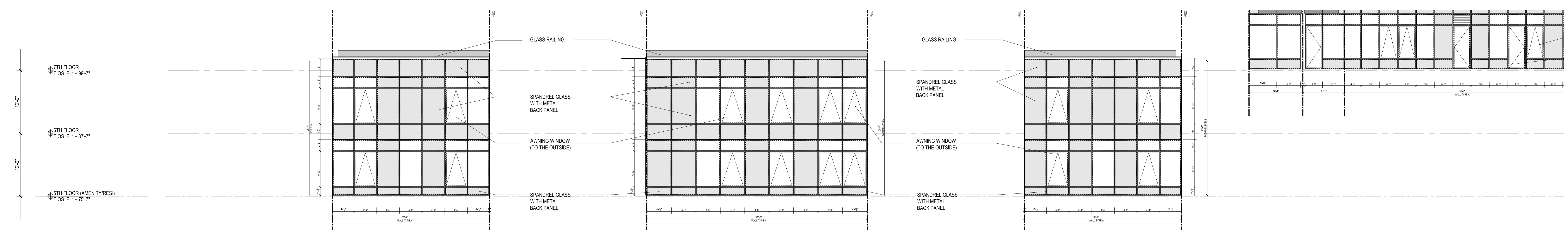
Number: \_\_\_\_\_ Date: \_\_\_\_\_ Revision: \_\_\_\_\_  
 Project:  
**City View Tower at Court Square**  
 23-15 44th Drive  
 Long Island City, NY 11101  
 Client:  
**Cityview Tower LLC**  
 112-15 NORTHERN BLVD, CF-2  
 CORONA, NY 11368  
 (718) 321-8552

Architect:  
**HILL | WEST**  
 ARCHITECTS  
 11 BROADWAY  
 17TH FLOOR  
 NEW YORK, NY 10004  
 T. 212 213 8007

Consultant:  
**DESIMONE CONSULTING ENGINEERS**  
 140 Broadway 25th Floor  
 New York, NY, 10005  
 (212) 532-2211  
**Cosentini Associates**  
 Two Pennsylvania Plaza, 3rd FL.  
 New York, NY 10121  
 (212) 615-3600  
**Whitehall**  
 11 Broadway, 17th Floor  
 New York, NY 10004  
 (212) 908-4940

DOB STAMPS & SIGNATURES:  
 DWG TITLE:  
 PODIUM COURTYARD ELEVATIONS

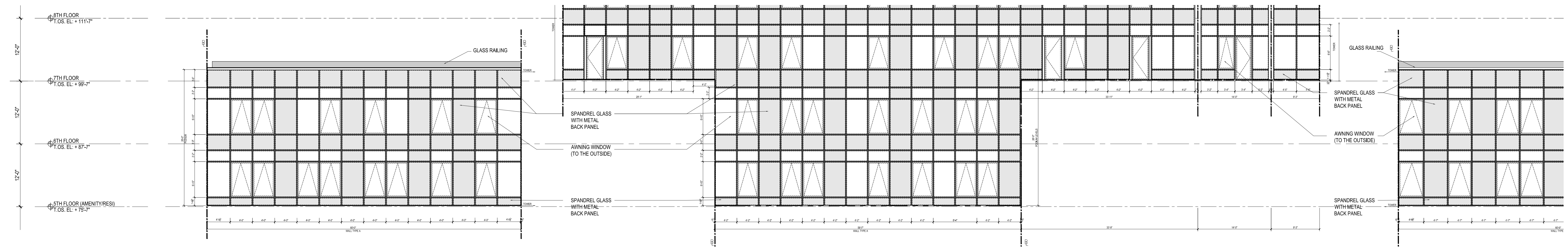
SEAL & SIGNATURE:  
  
 DATE: 01/18/2017  
 PROJECT #: 15412  
 SCALE: 1/8"=1'-0"  
**A-202.00**  
 DWG NO.  
 099 OF 98



**10 NORTH COURTYARD ELEVATION**  
 Scale: 1/8"=1'

**11 NORTH COURTYARD ELEVATION**  
 Scale: 1/8"=1'

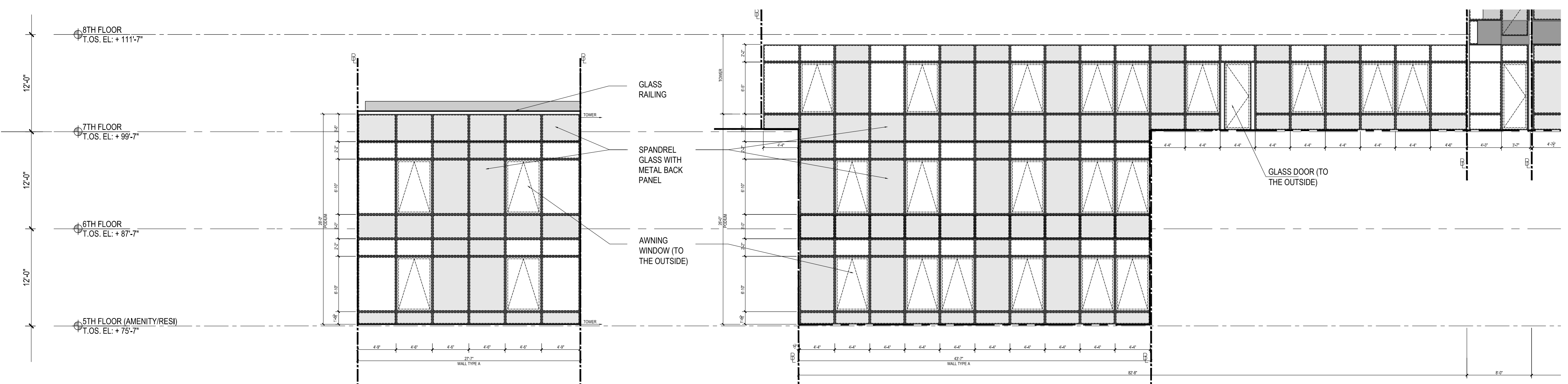
**12 NORTH COURTYARD ELEVATION**  
 Scale: 1/8"=1'



**7 WEST COURTYARD ELEVATIONS**  
 Scale: 1/8"=1'

**8 WEST COURTYARD ELEVATIONS**  
 Scale: 1/8"=1'

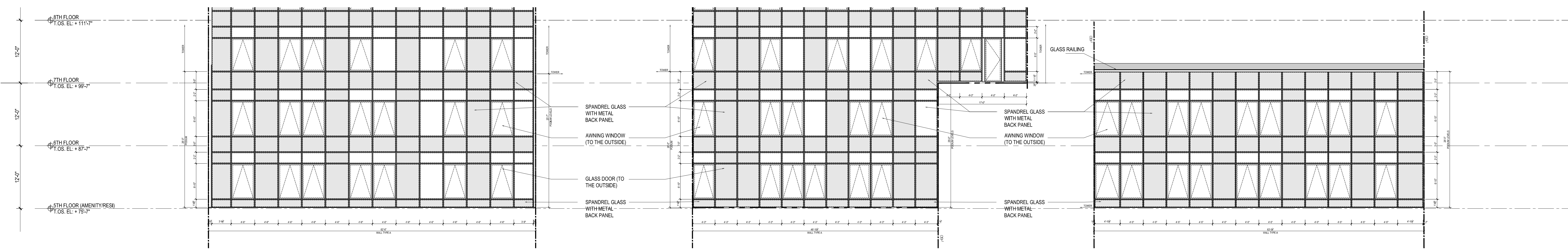
**9 WEST COURTYARD ELEVATIONS**  
 Scale: 1/8"=1'



**4 SOUTH COURTYARD ELEVATION**  
 Scale: 1/8"=1'

**5 SOUTH COURTYARD ELEVATION**  
 Scale: 1/8"=1'


**6 SOUTH COURTYARD ELEVATION**  
 Scale: 1/8"=1'



**1 EAST COURTYARD ELEVATION**  
 Scale: 1/8"=1'

**2 EAST COURTYARD ELEVATION**  
 Scale: 1/8"=1'

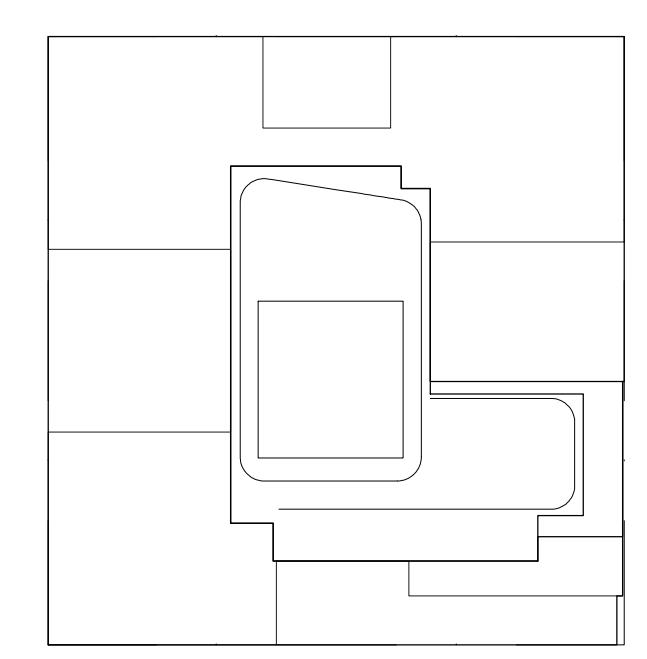
**3 EAST COURTYARD ELEVATION**  
 Scale: 1/8"=1'



2 PARTIAL SOUTH ELEVATION  
Scale: 1/8" = 1'-0"



1 SOUTH BASE ELEVATION  
Scale: 1/8" = 1'-0"



KEY PLAN

NOTES:

NOT FOR CONSTRUCTION

| Number     | Date | Revision                    |
|------------|------|-----------------------------|
| 09/08/2017 |      | ISSUED FOR DOB              |
| 03/01/2017 |      | ISSUED FOR DOB              |
| 10/24/2017 |      | ISSUED FOR DOB              |
| 01/07/2017 |      | SUBSTRUCTURE SET            |
| 01/03/2017 |      | ISSUED FOR DOB              |
| 11/01/2014 |      | 100% DOB FOUNDATION BID SET |
| 10/12/2014 |      | ISSUED FOR DOB              |
| 04/08/2014 |      | FOUNDATION BID SET          |
| 02/05/2014 |      | DOB FILING SET              |

Project:  
**City View Tower at Court Square**  
23-15 44th Drive  
Long Island City, NY 11101

Client:  
**Cityview Tower LLC**  
112-15 NORTHERN BLVD, CF-2  
CORONA, NY 11368  
(718) 321-8552

Architect:  
**HILL | WEST**  
ARCHITECTS  
11 BROADWAY  
17TH FLOOR  
NEW YORK, NY 10004  
T. 212 213 8007

Consultant:  
**DESIMONE CONSULTING ENGINEERS**  
140 Broadway 25th Floor  
New York, NY 10005  
(212) 532-2211

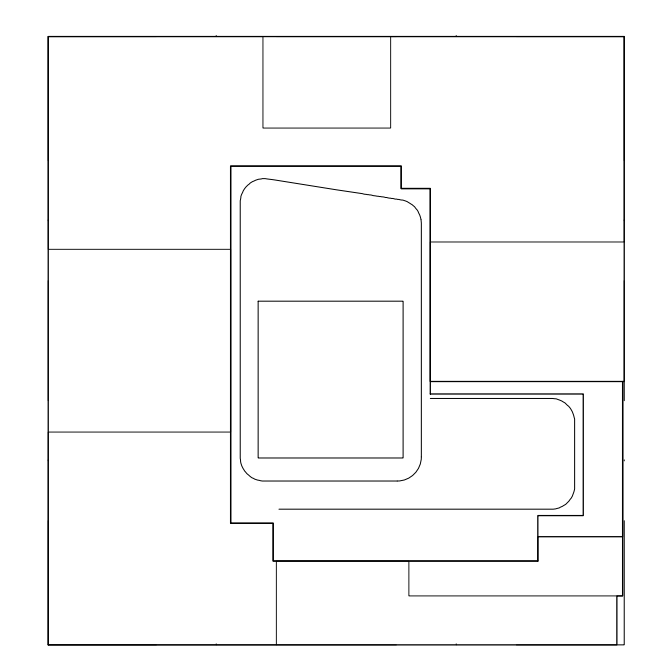
**Cosentini Associates**  
Two Pennsylvania Plaza, 3rd FL.  
New York, NY 10121  
(212) 615-3600

**Whitehall**  
11 Broadway, 17th Floor  
New York, NY 10004  
(212) 908-4940

DOB STAMPS & SIGNATURES:

DWG TITLE:  
PARTIAL SOUTH ELEVATION  
(BASE & MID ZONE)

|                  |                     |
|------------------|---------------------|
| SEAL & SIGNATURE | DATE: 01/18/2017    |
|                  | PROJECT #: 15112    |
|                  | SCALE: 1/8" = 1'-0" |
|                  | <b>A-210.00</b>     |
|                  | DWG NO.             |



**KEY PLAN**

**NOTES:**

| Number     | Date                       | Revision |
|------------|----------------------------|----------|
| 01/18/2017 | ISSUED FOR DOB             |          |
| 03/01/2017 | ISSUED FOR DOB             |          |
| 02/14/2017 | ISSUED FOR DOB             |          |
| 01/27/2017 | ISSUED FOR DOB             |          |
| 01/25/2017 | ISSUED FOR DOB             |          |
| 10/11/2014 | 100% DOB FUNDATION BID SET |          |
| 10/12/2014 | ISSUED FOR DOB             |          |
| 04/08/2014 | FUNDATION BID SET          |          |
| 02/05/2014 | DOB FILING SET             |          |

Number: Date: Revision:

Project:  
**City View Tower at Court Square**  
 23-15 44th Drive  
 Long Island City, NY 11101

Client:  
**Cityview Tower LLC**  
 112-15 NORTHERN BLVD, CF-2  
 CORONA, NY 11368  
 (718) 321-8652

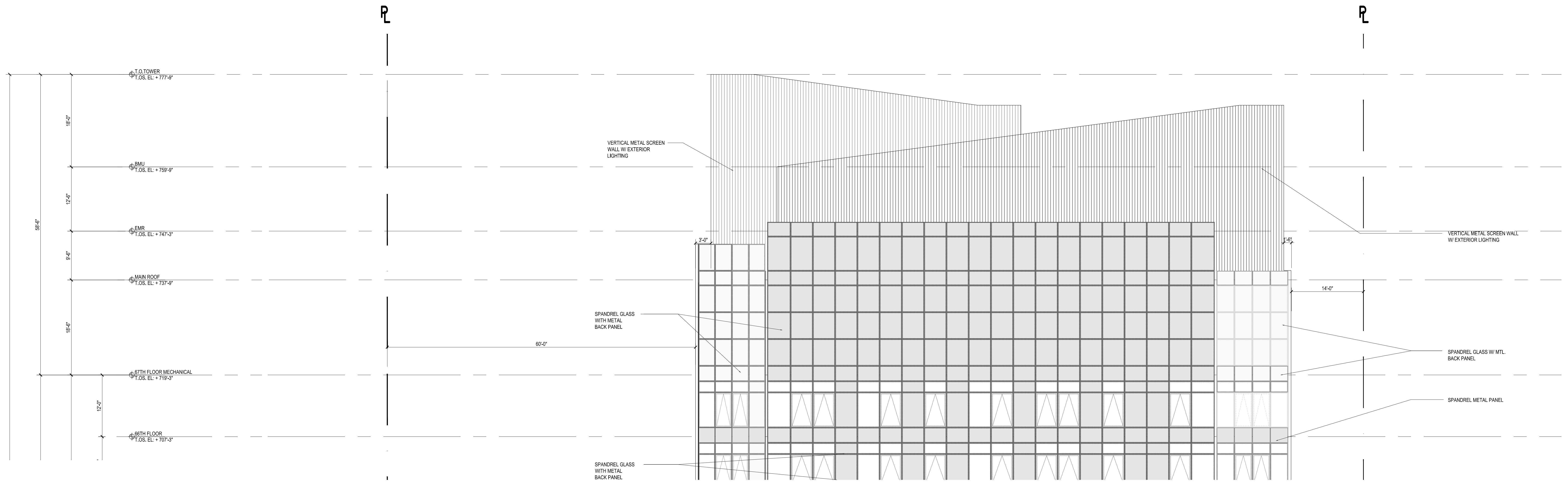
Architect:  
**HILL | WEST**  
 ARCHITECTS  
 11 BROADWAY  
 17TH FLOOR  
 NEW YORK, NY 10004  
 T. 212 213 8007

Consultant:  
**DESIMONE CONSULTING ENGINEERS**  
 140 Broadway 25th Floor  
 New York, NY, 10005  
 (212) 532-2211  
**Cosentini Associates**  
 Two Pennsylvania Plaza, 3rd FL.  
 New York, NY 10121  
 (212) 615-3600  
**Whitehall**  
 11 Broadway, 17th Floor  
 New York, NY 10004  
 (212) 908-4940

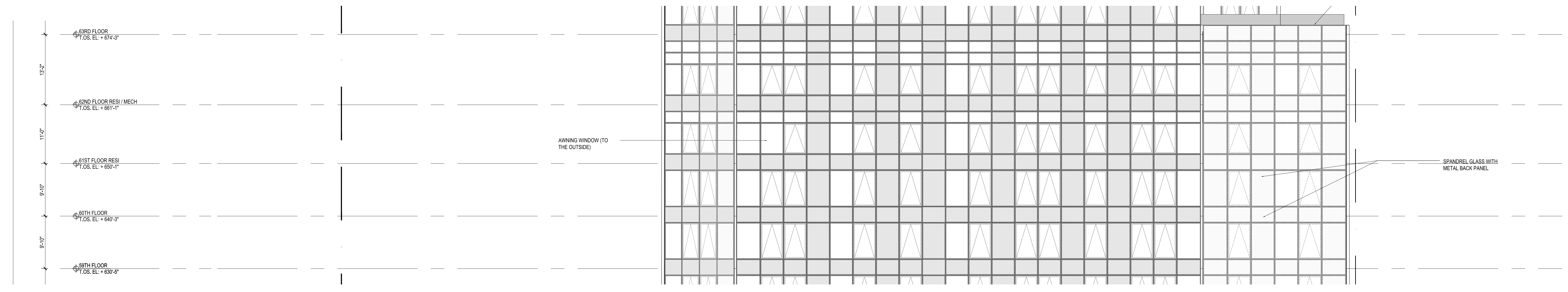
DOB STAMPS & SIGNATURES:

DWG TITLE:  
 PARTIAL SOUTH ELEVATION  
 (MID & HIGH ZONE)


|                  |                         |
|------------------|-------------------------|
| SEAL & SIGNATURE | DATE: 01/18/2017        |
|                  | PROJECT #: 15412        |
|                  | SCALE: 1/8" = 1'-0"     |
|                  | DWG NO. <b>A-211.00</b> |



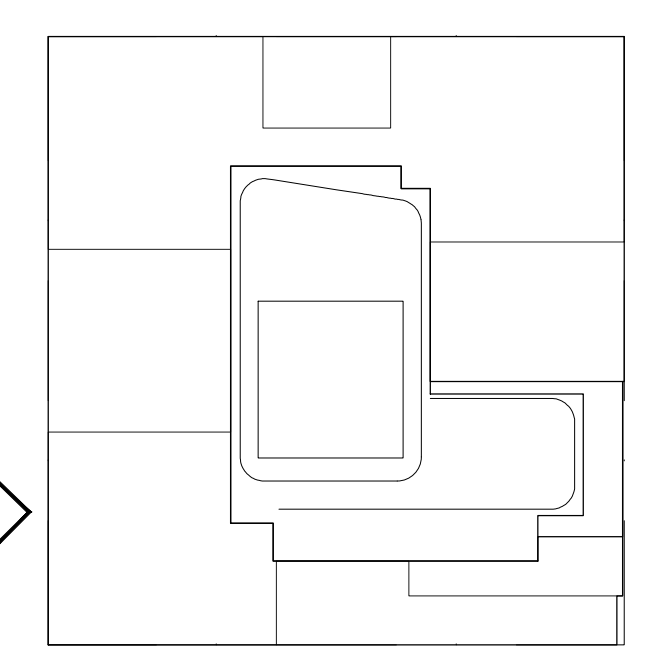
**3 PARTIAL SOUTH ELEVATION**  
 Scale: 1/8" = 1'-0"



**2 PARTIAL SOUTH ELEVATION**  
 Scale: 1/8" = 1'-0"



**1 PARTIAL SOUTH ELEVATION**  
 Scale: 1/8" = 1'-0"



**KEY PLAN**

**NOTES:**

| Date       | Revision                          |
|------------|-----------------------------------|
| 09/08/2017 | ISSUED FOR DOB                    |
| 03/01/2017 | ISSUED FOR DOB                    |
| 02/04/2017 | ISSUED FOR DOB SUPERSTRUCTURE SET |
| 01/02/2017 | ISSUED FOR DOB                    |
| 10/12/2014 | 100% DOB FOUNDATION SET           |
| 10/12/2014 | ISSUED FOR DOB                    |
| 02/05/2014 | DOB PLING SET                     |

Number: Date: Revision:

**Project:**  
**City View Tower at Court Square**  
 23-15 44th Drive  
 Long Island City, NY 11101

**Client:**  
**Cityview Tower LLC**  
 112-15 NORTHERN BLVD, CF-2  
 CORONA, NY 11368  
 (718) 321-8552

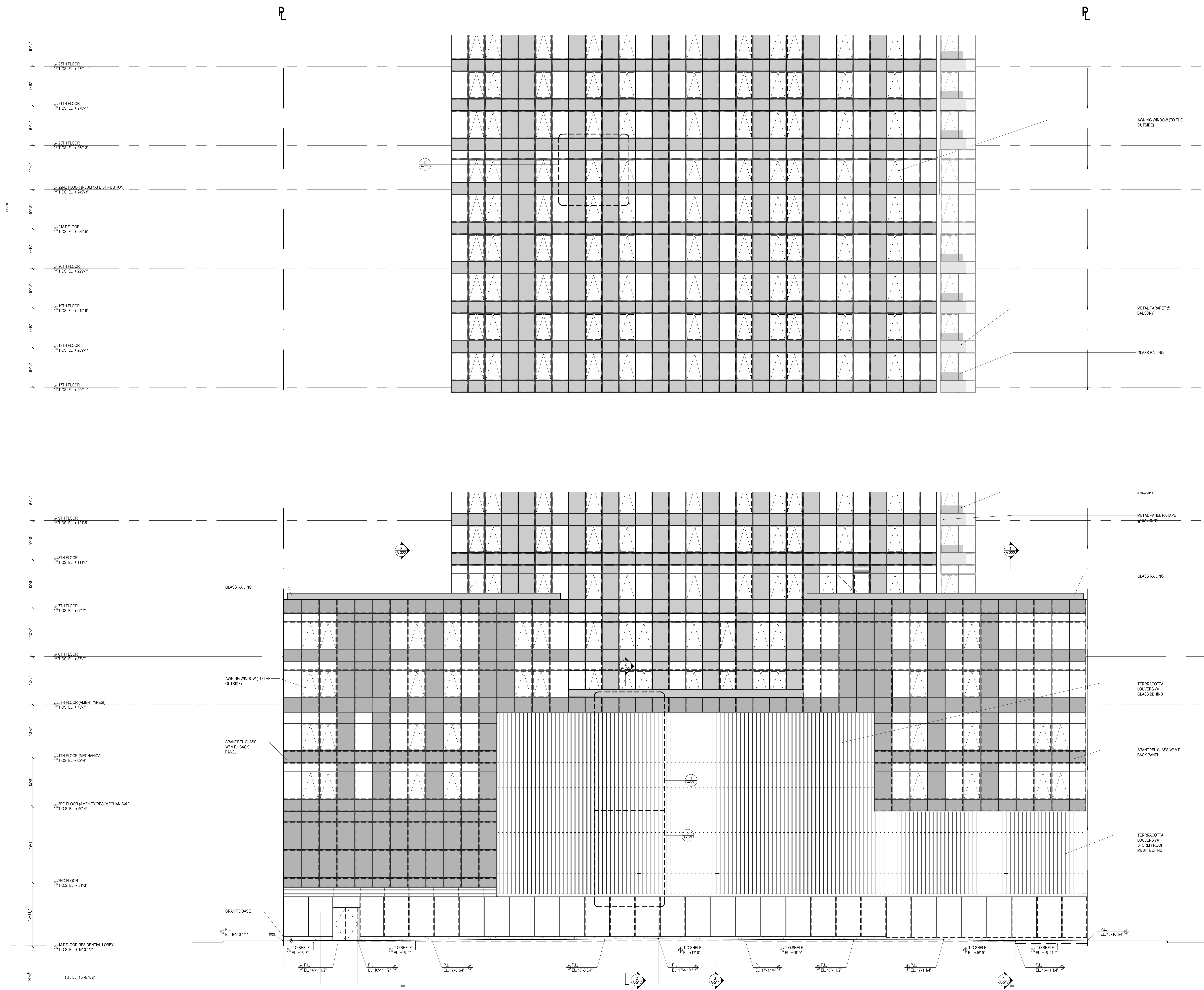
**Architect:**  
**HILL | WEST ARCHITECTS**  
 11 BROADWAY  
 17TH FLOOR  
 NEW YORK, NY 10004  
 T. 212 213 8007

**Consultant:**  
**DESIMONE CONSULTING ENGINEERS**  
 140 Broadway 25th Floor  
 New York, NY, 10005  
 (212) 532-2211  
**Cosentini Associates**  
 Two Pennsylvania Plaza, 3rd FL.  
 New York, NY 10121  
 (212) 615-3600  
**Whitehall**  
 11 Broadway, 17th Floor  
 New York, NY 10004  
 (212) 908-4940

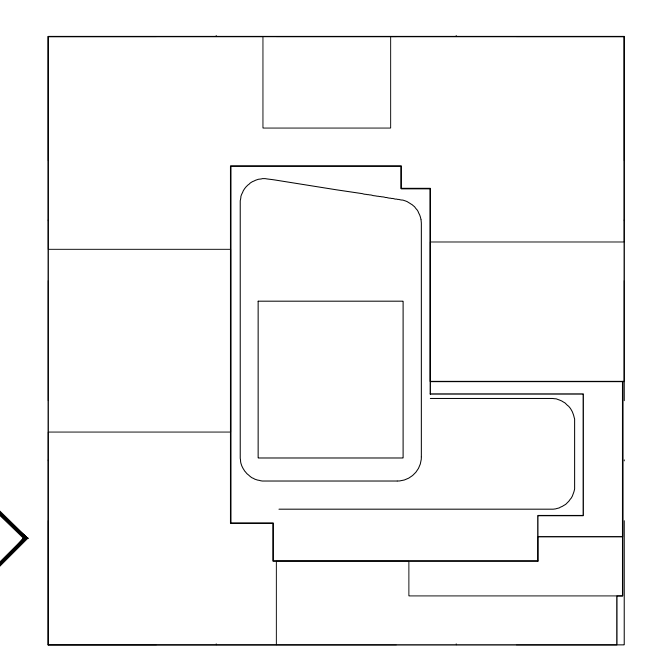
DOB STAMPS & SIGNATURES:

DWG TITLE:  
**PARTIAL WEST ELEVATION (BASE & MID ZONE)**

|                  |                  |
|------------------|------------------|
| SEAL & SIGNATURE | DATE: 01/18/2017 |
| PROJECT #        | 15412            |
| SCALE            | 1/8" = 1'-0"     |
| DWG NO.          | <b>A-212.00</b>  |



**1 WEST BASE ELEVATION**  
 Scale: 1/8" = 1'-0"



**KEY PLAN**

**NOTES:**

| Number     | Date                    | Revision |
|------------|-------------------------|----------|
| 01/10/2017 | ISSUED FOR DOB          |          |
| 03/01/2017 | ISSUED FOR DOB          |          |
| 02/14/2017 | ISSUED FOR DOB          |          |
| 01/07/2017 | SUPERSTRUCTURE SET      |          |
| 01/03/2017 | ISSUED FOR DOB          |          |
| 11/11/2014 | 100% DOB FOUNDATION SET |          |
| 10/12/2014 | ISSUED FOR DOB          |          |
| 02/05/2014 | DOB FILING SET          |          |

Project: **City View Tower at Court Square**  
23-15 44th Drive  
Long Island City, NY 11101


Client: **Cityview Tower LLC**  
112-15 NORTHERN BLVD, CF-2  
CORONA, NY 11368  
(718) 321-8552

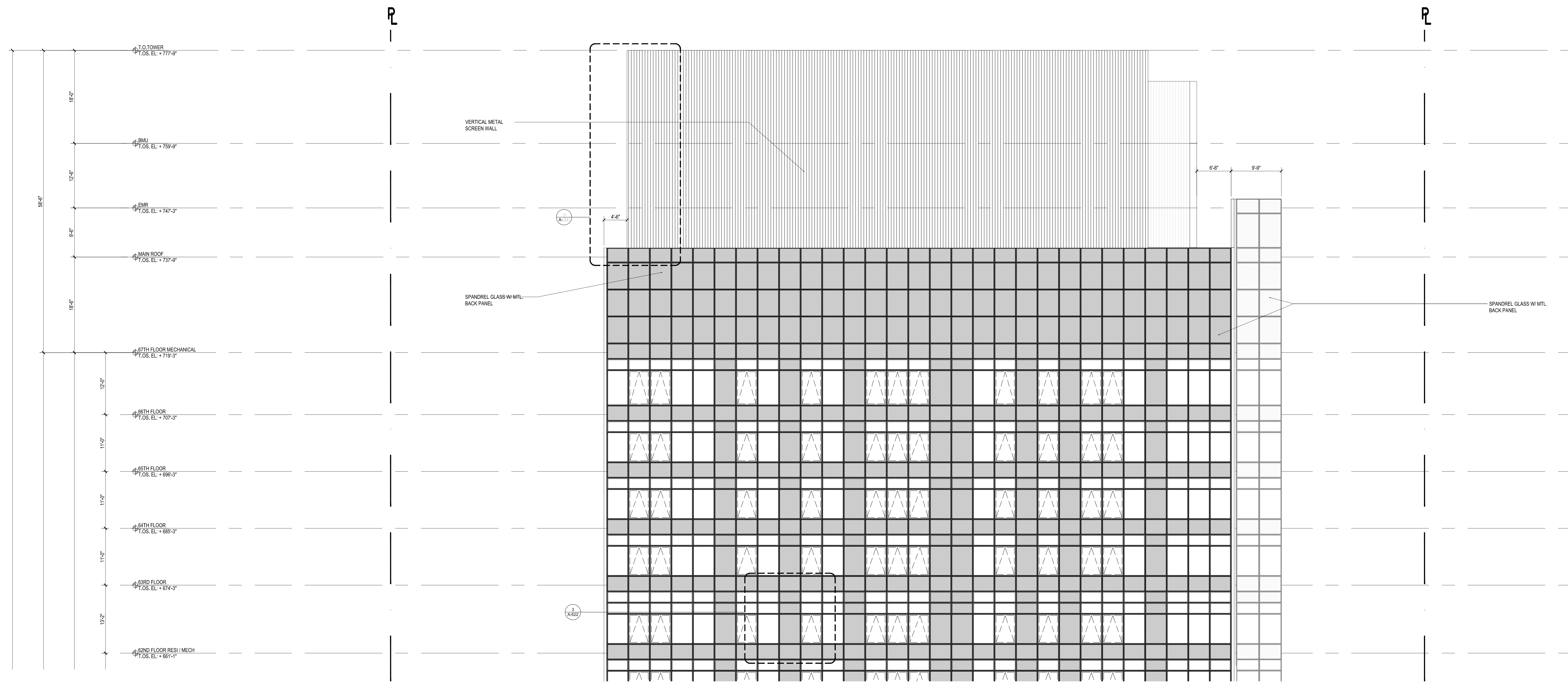
Architect: **HILL | WEST ARCHITECTS**  
11 BROADWAY  
17TH FLOOR  
NEW YORK, NY 10004  
T. 212 213 8007

Consultant: **DESIMONE CONSULTING ENGINEERS**  
140 Broadway 25th Floor  
New York, NY, 10005  
(212) 532-2211  
**Cosentini Associates**  
Two Pennsylvania Plaza, 3rd FL.  
New York, NY 10121  
(212) 615-3600  
**Whitehall**  
11 Broadway, 17th Floor  
New York, NY 10004  
(212) 908-4940

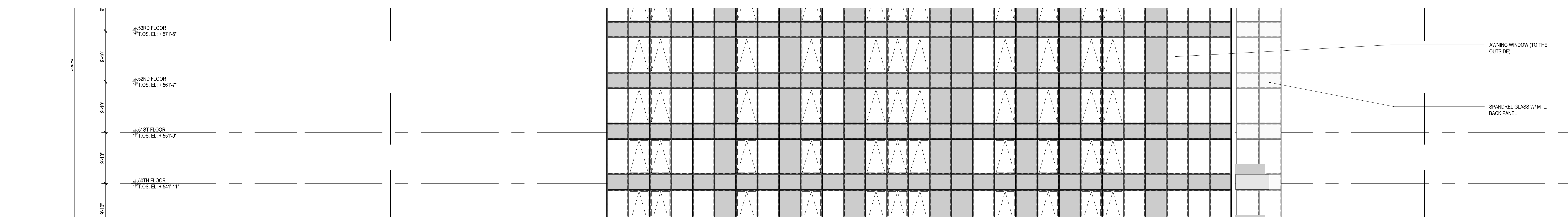
DOB STAMPS & SIGNATURES:

DWG TITLE: **PARTIAL SOUTH ELEVATION (MID & HIGH ZONE)**

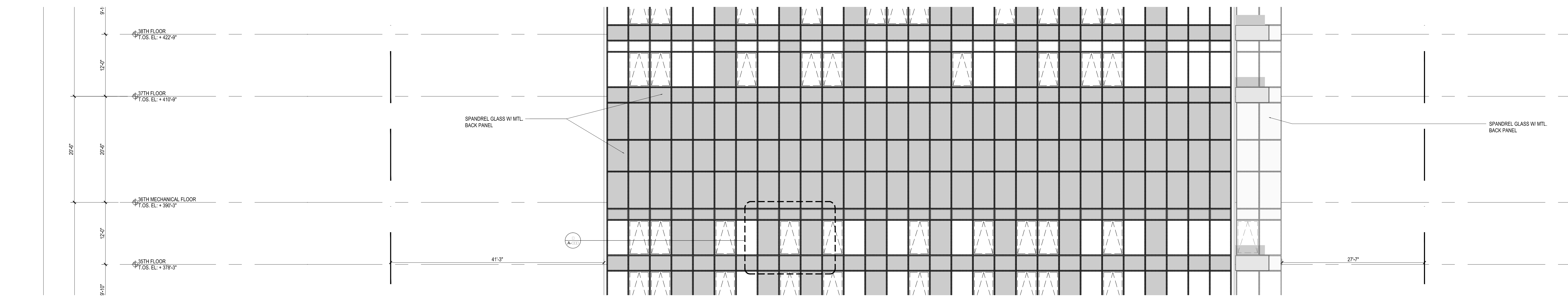
SEAL & SIGNATURE:  DATE: 01/18/2017  
PROJECT #: 15412  
SCALE: 1/8" = 1'-0"  
**A-213.00**  
DWG NO. 045 OF 58



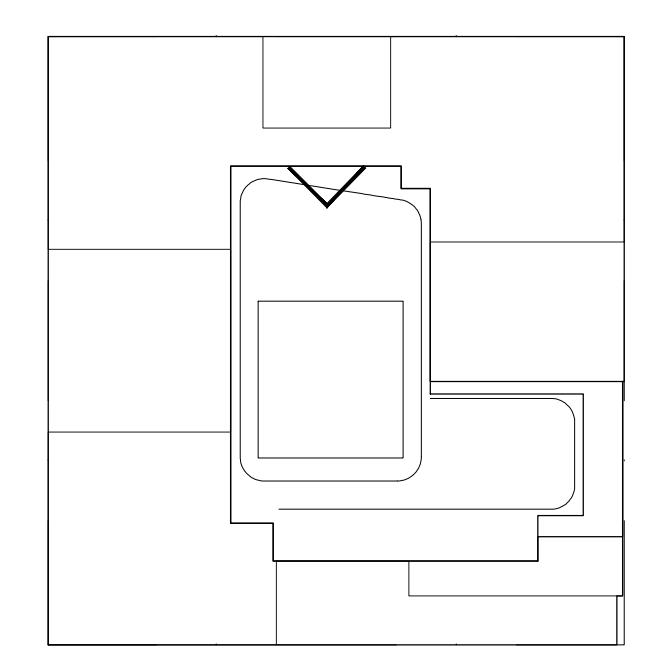
**3 PARTIAL WEST ELEVATION**  
Scale: 1/8" = 1'-0"



**2 PARTIAL WEST ELEVATION**  
Scale: 1/8" = 1'-0"



**1 PARTIAL WEST ELEVATION**  
Scale: 1/8" = 1'-0"



**KEY PLAN**

**NOTES:**

| Number     | Date                    | Revision |
|------------|-------------------------|----------|
| 01/18/2017 | ISSUED FOR DOB          |          |
| 03/01/2017 | ISSUED FOR DOB          |          |
| 02/14/2017 | ISSUED FOR DOB          |          |
| 01/07/2017 | SUBSTRUCTURE SET        |          |
| 01/05/2017 | ISSUED FOR DOB          |          |
| 11/01/2014 | 100% DOB FOUNDATION SET |          |
| 10/12/2014 | ISSUED FOR DOB          |          |
| 02/05/2014 | DOB FILING SET          |          |

Project: **City View Tower at Court Square**  
 23-15 44th Drive  
 Long Island City, NY 11101


Client: **Cityview Tower LLC**  
 112-15 NORTHERN BLVD, CF-2  
 CORONA, NY 11368  
 (718) 321-8552


Architect: **HILL | WEST ARCHITECTS**  
 11 BROADWAY  
 17TH FLOOR  
 NEW YORK, NY 10004  
 T. 212 213 8007

Consultant: **DESIMONE CONSULTING ENGINEERS**  
 140 Broadway 25th Floor  
 New York, NY, 10005  
 (212) 532-2211  
**Cosentini Associates**  
 Two Pennsylvania Plaza, 3rd FL.  
 New York, NY 10121  
 (212) 615-3600  
**Whitehall**  
 11 Broadway, 17th Floor  
 New York, NY 10004  
 (212) 908-4940

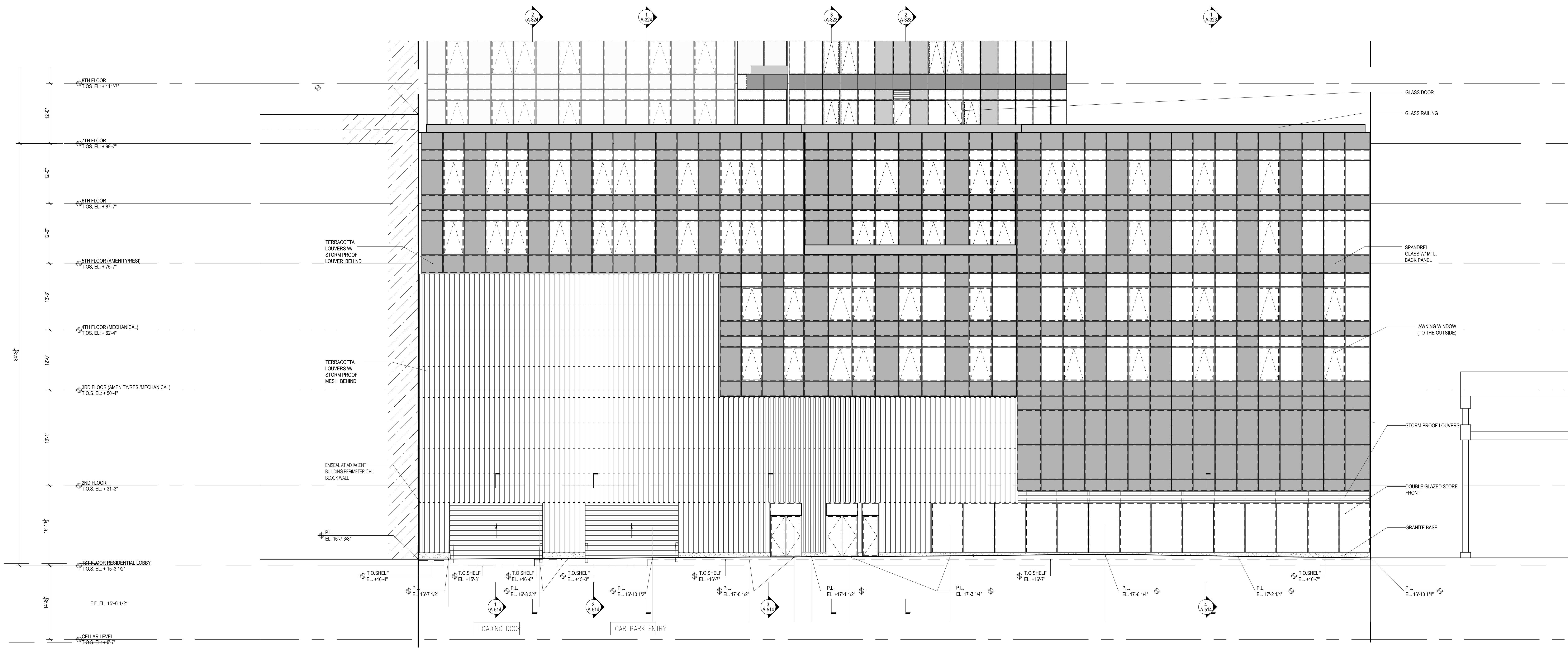
DOB STAMPS & SIGNATURES:

DWG TITLE: **PARTIAL NORTH ELEVATION (BASE & MID ZONE)**

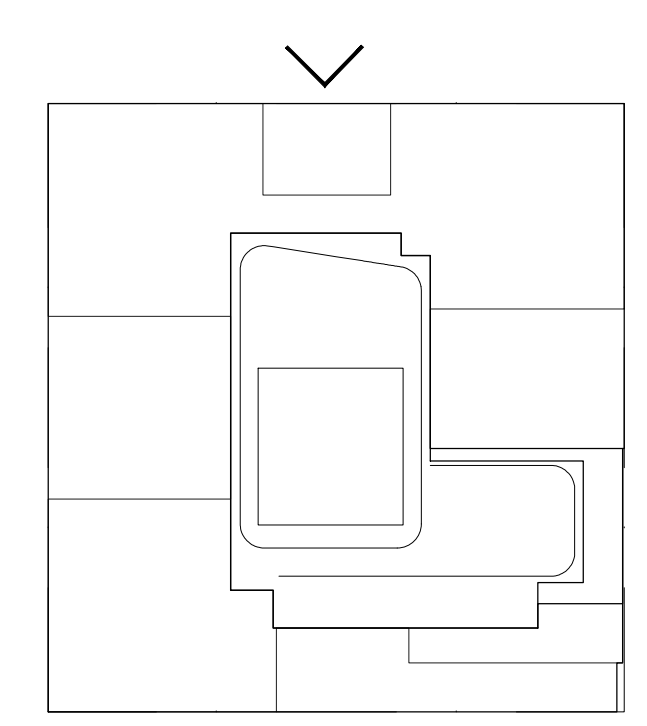
|   |                         |
|---|-------------------------|
| SEAL & SIGNATURE:   | DATE: 01/18/2017        |
|  | PROJECT # 15412         |
|   | SCALE: 1/8" = 1'-0"     |
|   | DWG NO. <b>A-214.00</b> |



**2 PARTIAL NORTH ELEVATION**  
 Scale: 1/8" = 1'-0"



**1 NORTH BASE ELEVATION**  
 Scale: 1/8" = 1'-0"



**KEY PLAN**

**NOTES:**

| Number     | Date                    | Revision           |
|------------|-------------------------|--------------------|
| 03/16/2017 | ISSUED FOR DOB          |                    |
| 03/16/2017 | ISSUED FOR DOB          |                    |
| 02/14/2017 | ISSUED FOR DOB          | SUPERSTRUCTURE SET |
| 01/07/2017 | ISSUED FOR DOB          |                    |
| 01/05/2017 | ISSUED FOR DOB          |                    |
| 10/11/2014 | 100% DOB FOUNDATION SET |                    |
| 10/12/2014 | ISSUED FOR DOB          |                    |
| 02/01/2014 | DOB FILING SET          |                    |

NOT FOR CONSTRUCTION

Project:  
**City View Tower at Court Square**  
 23-15 44th Drive  
 Long Island City, NY 11101

Client:  
**Cityview Tower LLC**  
 112-15 NORTHERN BLVD, CF-2  
 CORONA, NY 11368  
 (718) 321-8552

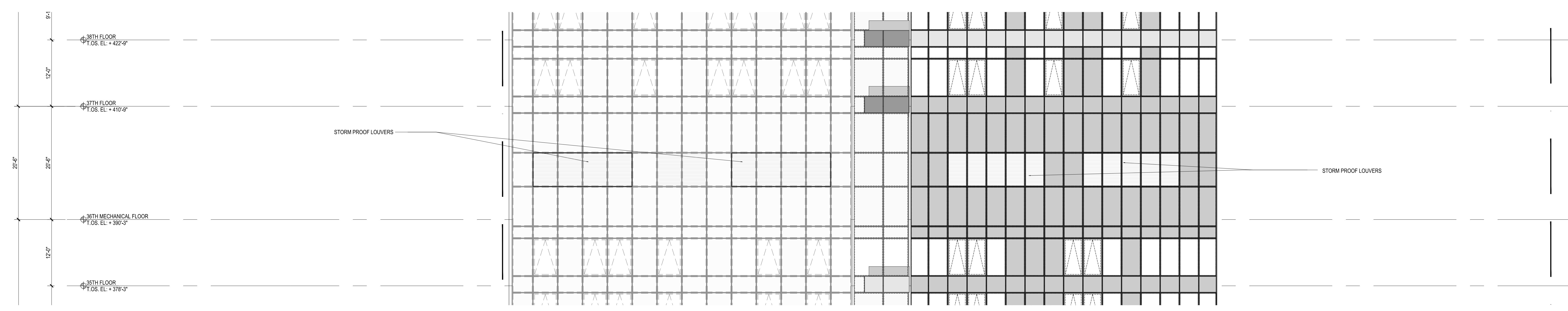
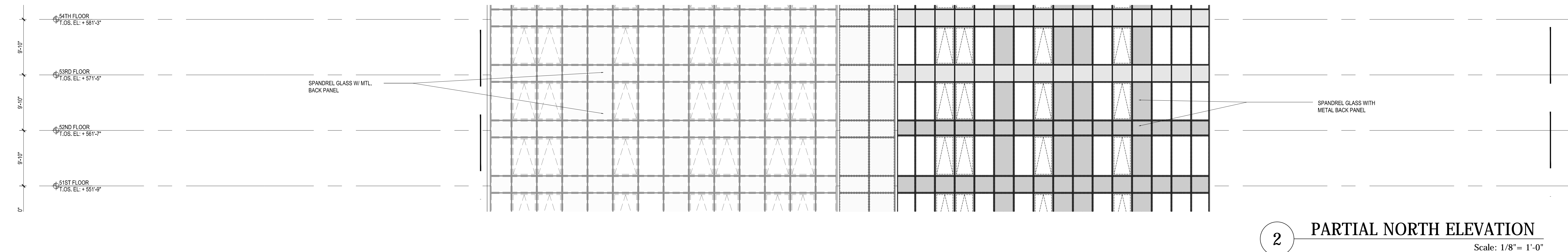
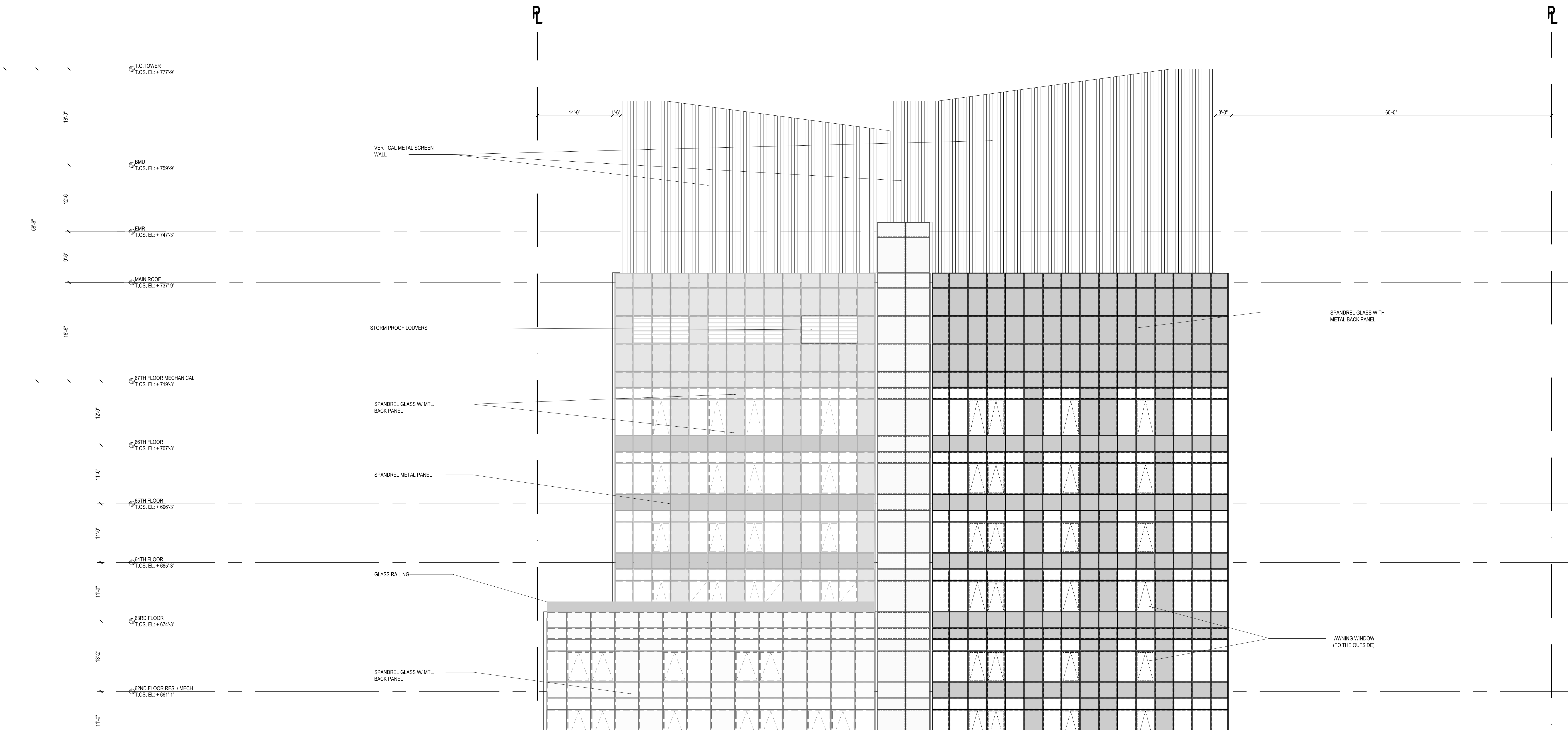
Architect:  
**HILL | WEST**  
 ARCHITECTS  
 11 BROADWAY  
 17TH FLOOR  
 NEW YORK, NY 10004  
 T. 212 213 8007

Consultant:  
**DESIMONE CONSULTING ENGINEERS**  
 140 Broadway 25th Floor  
 New York, NY, 10005  
 (212) 532-2211  
**Cosentini Associates**  
 Two Pennsylvania Plaza, 3rd FL.  
 New York, NY 10121  
 (212) 615-3600  
**Whitehall**  
 11 Broadway, 17th Floor  
 New York, NY 10004  
 (212) 908-4940

DOB STAMPS & SIGNATURES:


DWG TITLE:  
 PARTIAL NORTH ELEVATION  
 (MID & HIGH ZONE)

|                  |                  |
|------------------|------------------|
| SEAL & SIGNATURE | DATE: 01/18/2017 |
| PROJECT #        | 15412            |
| SCALE            | AS NOTED         |
| DWG NO.          | <b>A-215.00</b>  |

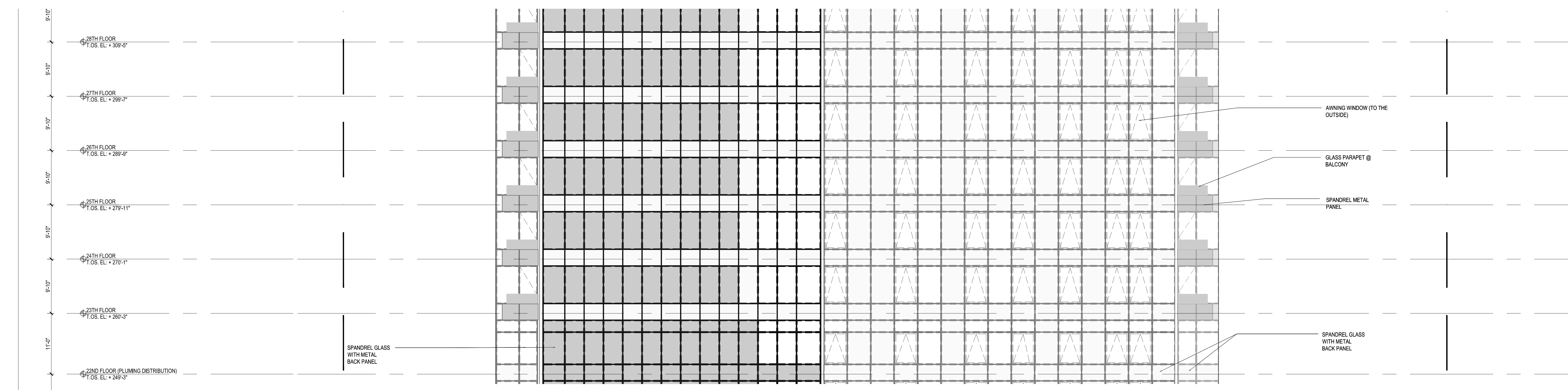


**1 PARTIAL NORTH ELEVATION**  
 Scale: 1/8" = 1'-0"

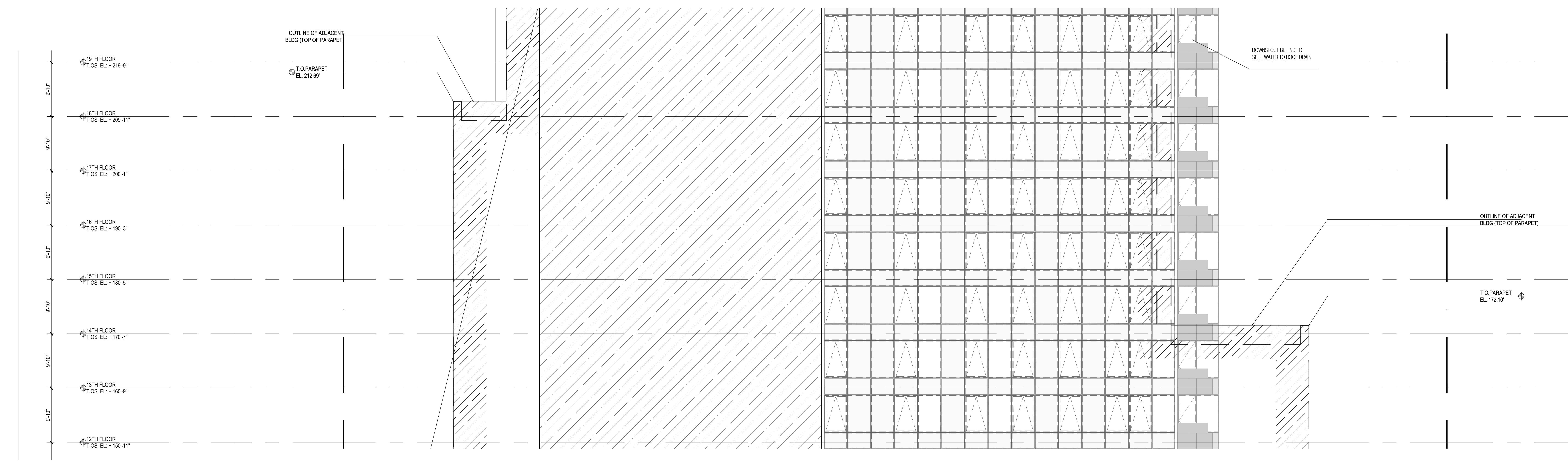




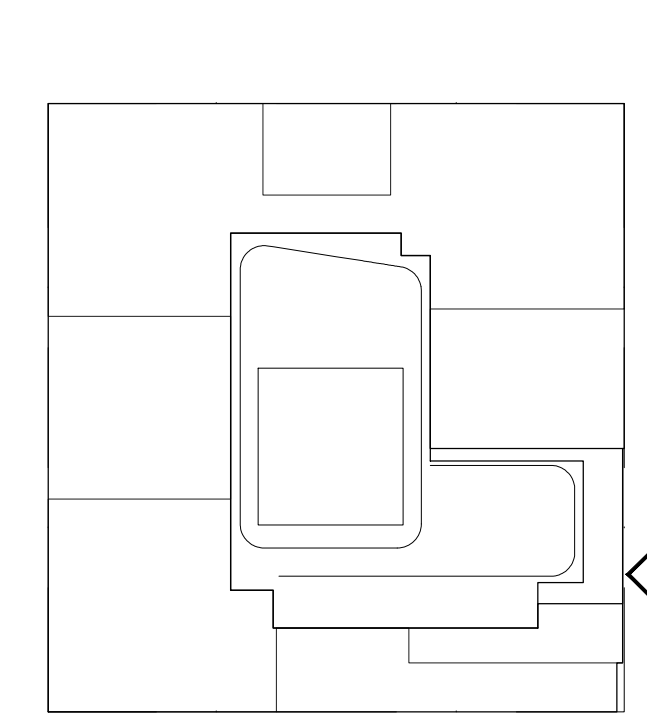
**3 PARTIAL EAST ELEVATION**  
Scale: 1/8" = 1'-0"



**2 PARTIAL EAST ELEVATION**  
Scale: 1/8" = 1'-0"



**1 PARTIAL EAST ELEVATION**  
Scale: 1/8" = 1'-0"



**KEY PLAN**

**NOTES:**

| Number:    | Date: | Revision:              |
|------------|-------|------------------------|
| 01/08/2017 |       | ISSUED FOR DOB         |
| 03/01/2017 |       | ISSUED FOR DOB         |
| 02/14/2017 |       | ISSUED FOR DOB         |
| 01/07/2017 |       | SUPERSTRUCTURE SET     |
| 01/05/2017 |       | ISSUED FOR DOB         |
| 11/11/2014 |       | 100% DOB FUNDATION SET |
| 10/12/2014 |       | ISSUED FOR DOB         |
| 02/05/2014 |       | DOB FILING SET         |

**NOT FOR CONSTRUCTION**

Project:  
**City View Tower at Court Square**  
23-15 44th Drive  
Long Island City, NY 11101

Client:  
**Cityview Tower LLC**  
112-15 NORTHERN BLVD, CF-2  
CORONA, NY 11368  
(718) 321-8552

Architect:  
**HILL | WEST**  
ARCHITECTS  
11 BROADWAY  
17TH FLOOR  
NEW YORK, NY 10004  
T. 212 213 8007

Consultant:  
**DESIMONE CONSULTING ENGINEERS**  
140 Broadway 25th Floor  
New York, NY 10005  
(212) 532-2211

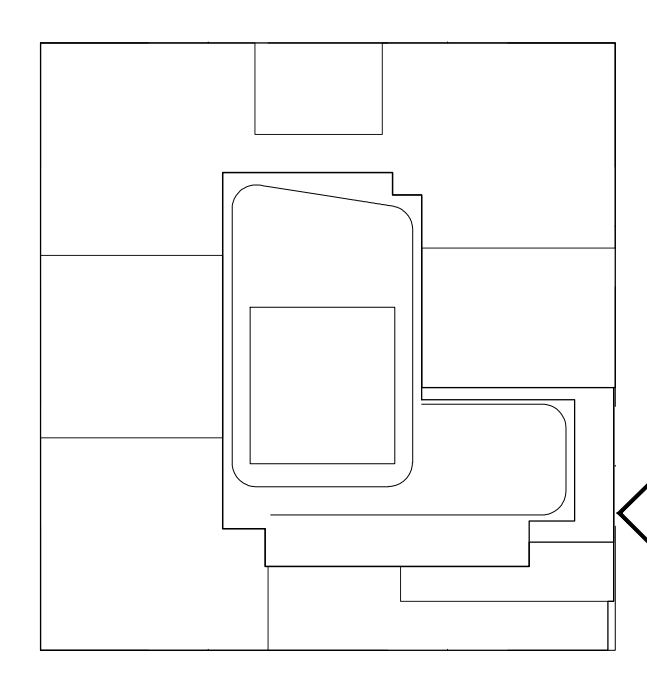
**Cosentini Associates**  
Two Pennsylvania Plaza, 3rd FL.  
New York, NY 10121  
(212) 615-3600

**Whitehall**  
11 Broadway, 17th Floor  
New York, NY 10004  
(212) 908-4940

DOB STAMPS & SIGNATURES:

DWG TITLE:  
**PARTIAL EAST ELEVATION (BASE & MID ZONE)**

|                   |            |            |
|-------------------|------------|------------|
| SEAL & SIGNATURE: | DATE:      | 01/18/2017 |
|                   | PROJECT #: | 15412      |
|                   | SCALE:     | AS NOTED   |
| <b>A-216.00</b>   |            | DWG NO.    |



**KEY PLAN**

**NOTES:**

| Number     | Date                | Revision |
|------------|---------------------|----------|
| 03/10/2017 | ISSUED FOR DOB      |          |
| 03/16/2017 | ISSUED FOR DOB      |          |
| 02/14/2017 | ISSUED FOR DOB      |          |
| 01/23/2017 | SUBSTRUCTURE SET    |          |
| 01/25/2017 | ISSUED FOR DOB      |          |
| 11/11/2016 | 100% FOUNDATION SET |          |
| 10/12/2016 | ISSUED FOR DOB      |          |
| 02/05/2016 | DOB PLING SET       |          |

Project: **City View Tower at Court Square**  
23-15 44th Drive  
Long Island City, NY 11101

Client: **Cityview Tower LLC**  
112-15 NORTHERN BLVD, CF-2  
CORONA, NY 11368  
(718) 321-8652

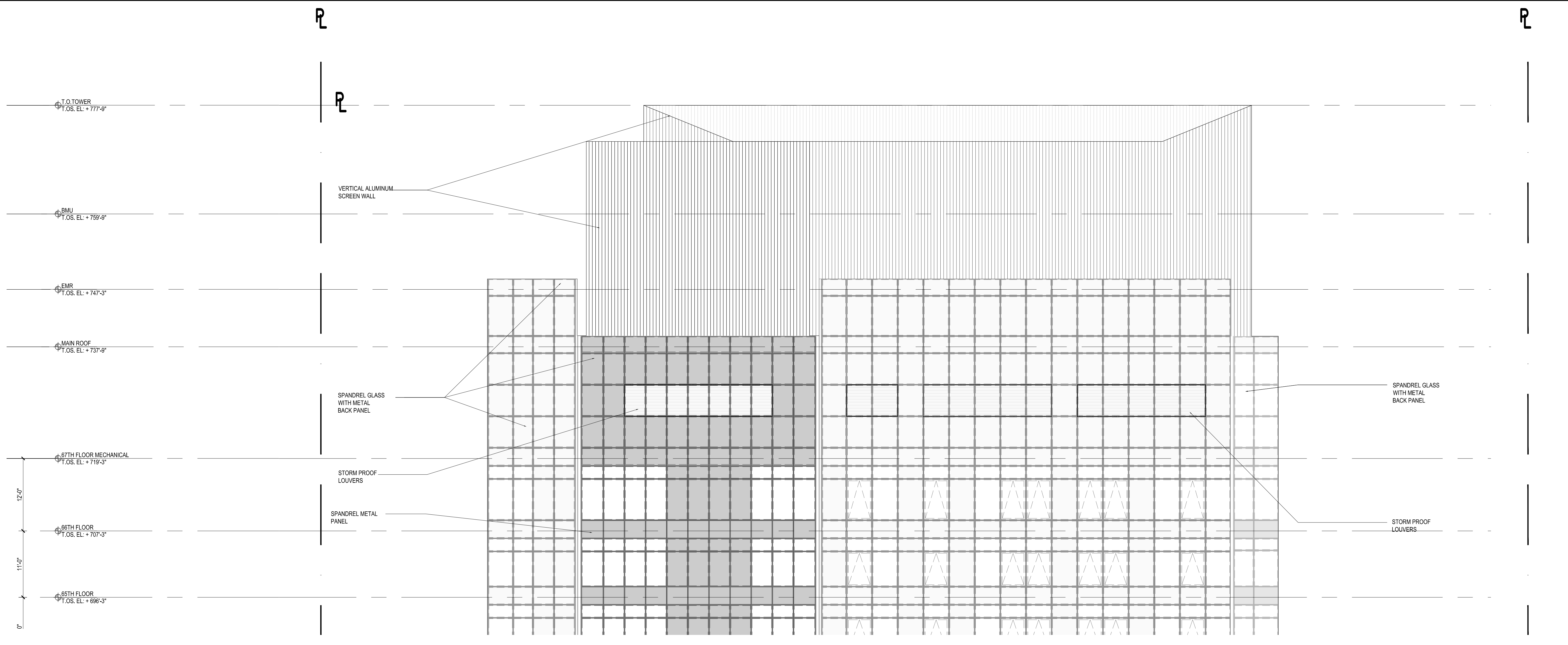
Architect: **HILL | WEST ARCHITECTS**  
11 BROADWAY  
17TH FLOOR  
NEW YORK, NY 10004  
T. 212 213 8007

Consultant: **DESIMONE CONSULTING ENGINEERS**  
140 Broadway 25th Floor  
New York, NY, 10005  
(212) 532-2211  
**Cosentini Associates**  
Two Pennsylvania Plaza, 3rd FL.  
New York, NY 10121  
(212) 615-3600  
**Whitehall**  
11 Broadway, 17th Floor  
New York, NY 10004  
(212) 908-4940

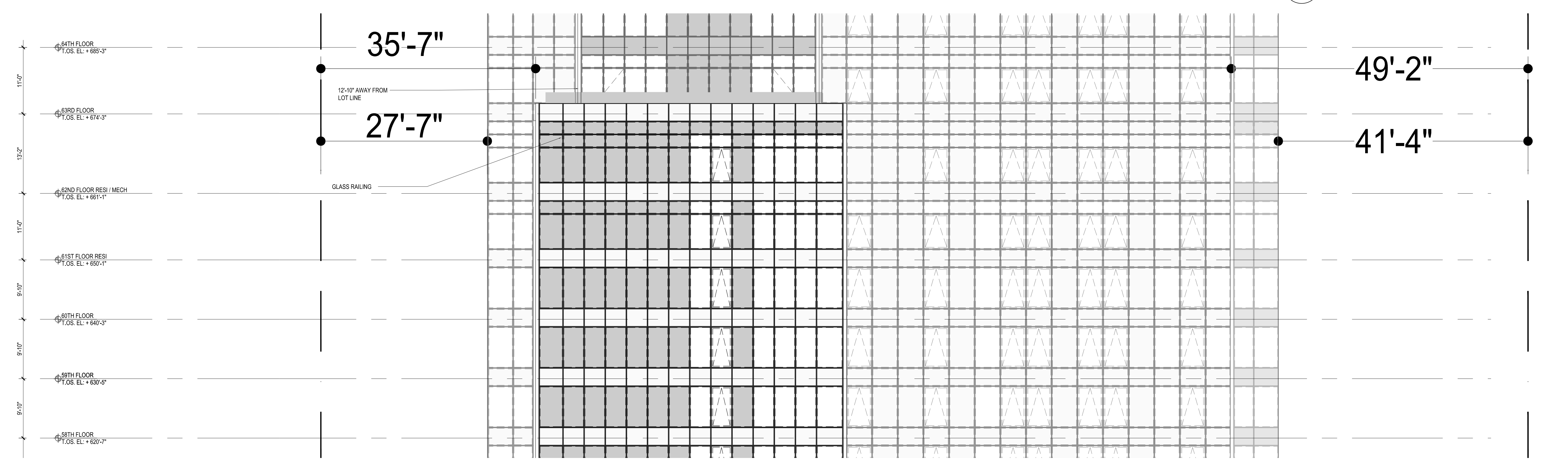
DOB STAMPS & SIGNATURES:

DWG TITLE: **PARTIAL EAST ELEVATION (HIGH ZONE)**


SEAL & SIGNATURE: DATE: 01/18/2017  
PROJECT #: 15412  
SCALE: AS NOTED  
**A-217.00**  
DWG NO. 049 OF 58



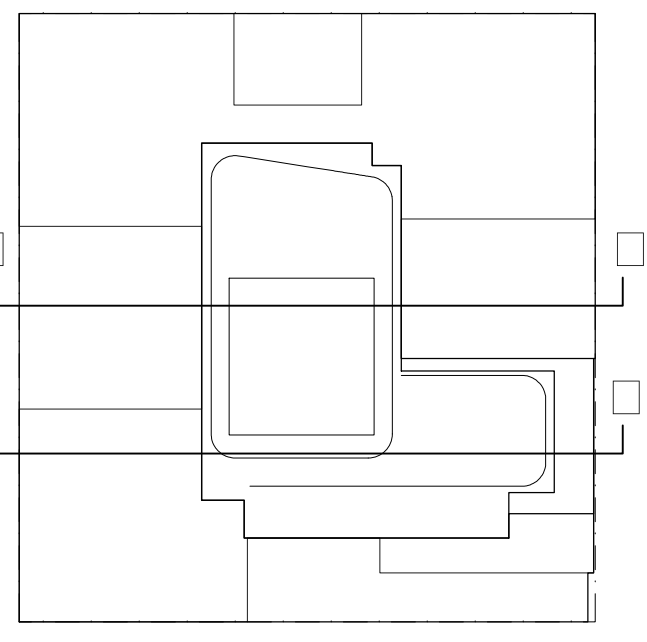
**3 PARTIAL EAST ELEVATION**  
Scale: 1/8" = 1'-0"



**2 PARTIAL EAST ELEVATION**  
Scale: 1/8" = 1'-0"



**1 PARTIAL EAST ELEVATION**  
Scale: 1/8" = 1'-0"



KEY PLAN

NOTES:

NOT FOR CONSTRUCTION

|          |                       |
|----------|-----------------------|
| 09/02/07 | ISSUED FOR DOB        |
| 03/01/07 | ISSUED FOR DOB        |
| 02/14/07 | ISSUED FOR DOB        |
| 01/27/07 | SUBSTRUCTURE SET      |
| 01/23/07 | ISSUED FOR DOB        |
| 11/17/06 | FACADE FINISH SET     |
| 10/11/06 | 10TH FLOOR FINISH SET |
| 10/12/06 | ISSUED FOR DOB        |
| 06/06/06 | ISSUED FOR DOB        |
| 04/05/06 | 10TH FLOOR FINISH SET |
| 02/05/06 | DOB FILING SET        |

Number: \_\_\_\_\_ Date: \_\_\_\_\_ Revision: \_\_\_\_\_

Project:  
**City View Tower at Court Square**  
 23-15 44th Drive  
 Long Island City, NY 11101

Client:  
**Cityview Tower LLC**  
 112-15 NORTHERN BLVD, CF-2  
 CORONA, NY 11368  
 (718) 321-8522

Architect:  
**HILL | WEST**  
 ARCHITECTS  
 11 BROADWAY  
 17TH FLOOR  
 NEW YORK, NY 10004  
 T. 212 213 8007

Consultant:  
**DESIMONE CONSULTING ENGINEERS**  
 140 Broadway 25th Floor  
 New York, NY, 10005  
 (212) 532-2211


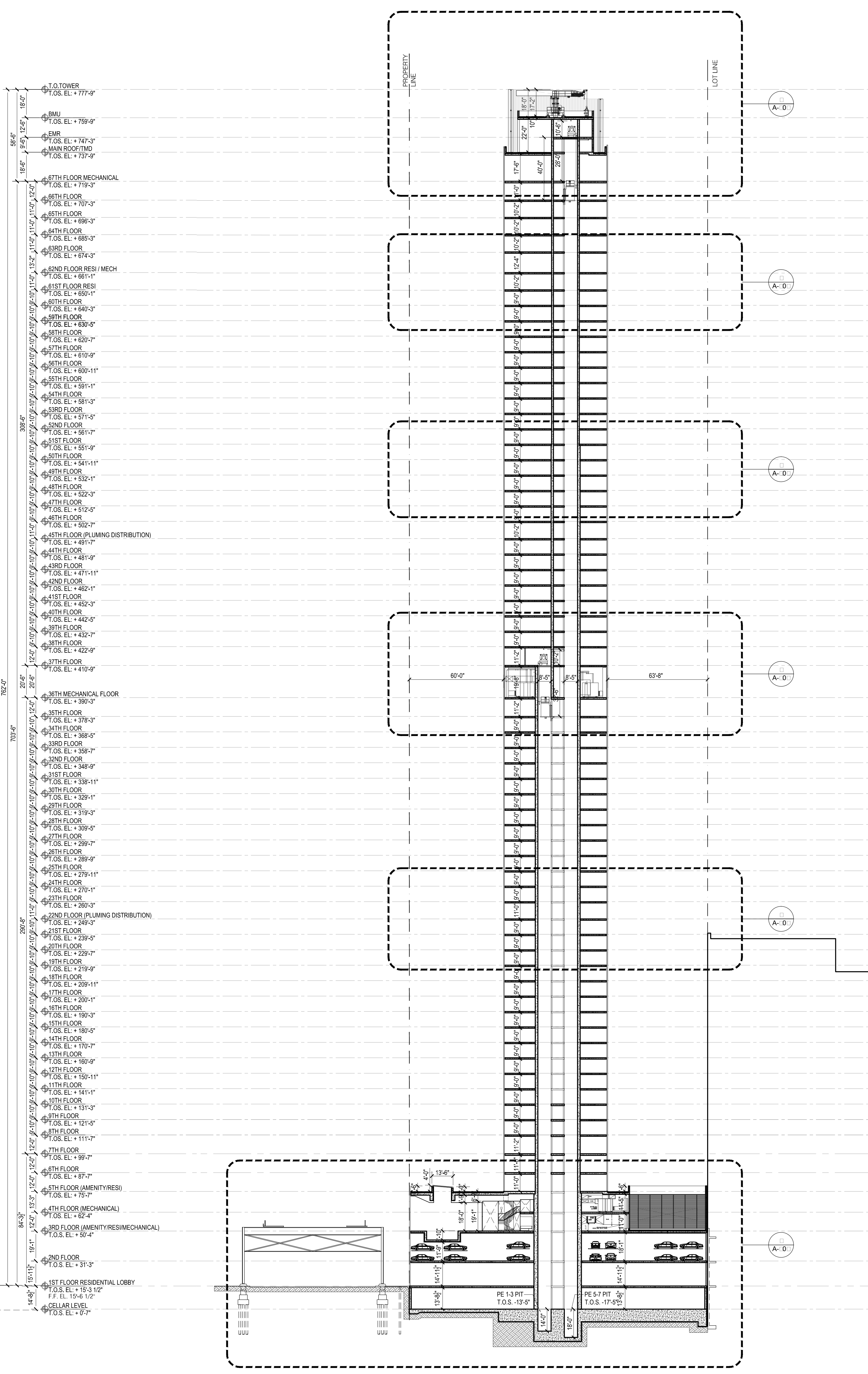
**Cosentini Associates**  
 Two Pennsylvania Plaza, 3rd FL.  
 New York, NY 10121  
 (212) 615-3600

**Whitehall**  
 11 Broadway, 17th Floor  
 New York, NY 10004  
 (212) 908-4940

DOB STAMPS & SIGNATURES:

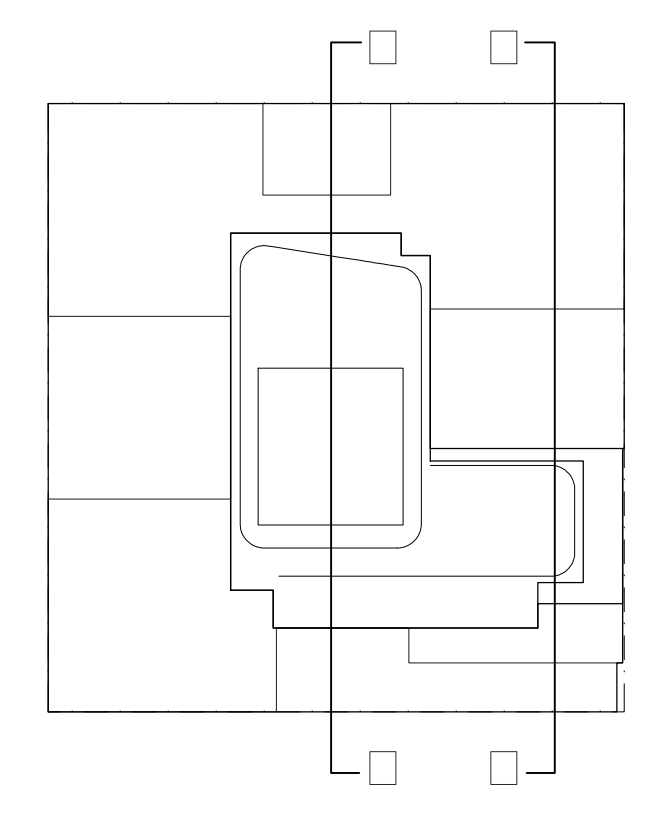
DWG TITLE: OVERALL BUILDING SECTIONS

|                      |                  |
|----------------------|------------------|
| SEAL & SIGNATURE     | DATE: 01/18/2017 |
| PROJECT #            | 15412            |
| SCALE: 1/32" = 1'-0" |                  |
| <b>A-300.00</b>      | DWG NO.          |



2 EAST-WEST SECTION B Scale: 1/32"=1'

1 EAST-WEST SECTION A Scale: 1/32"=1'



KEY PLAN

NOTES:

- 03/04/2017 ISSUED FOR DOB
- 03/04/2017 ISSUED FOR DOB
- 02/21/2017 ISSUED FOR DOB
- 01/27/2017 SUPERSTRUCTURE SET
- 01/25/2017 ISSUED FOR DOB
- 11/17/2016 FACIAL FINISHING SET
- 10/11/2016 WITH OVERLAP/SHADOW SET
- 10/12/2016 ISSUED FOR DOB
- 06/06/2016 ISSUED FOR DOB
- 04/08/2016 FINISHING/MECH SET
- 02/05/2016 DOB FILING SET

Number: Date: Revision:

Project:  
**City View Tower at Court Square**  
23-15 44th Drive  
Long Island City, NY 11101

Client:  
**Cityview Tower LLC**  
112-15 NORTHERN BLVD, CF-2  
CORONA, NY 11368  
(718) 321-8652

Architect:  
**HILL | WEST**  
ARCHITECTS  
11 BROADWAY  
17TH FLOOR  
NEW YORK, NY 10004  
T. 212 213 8007

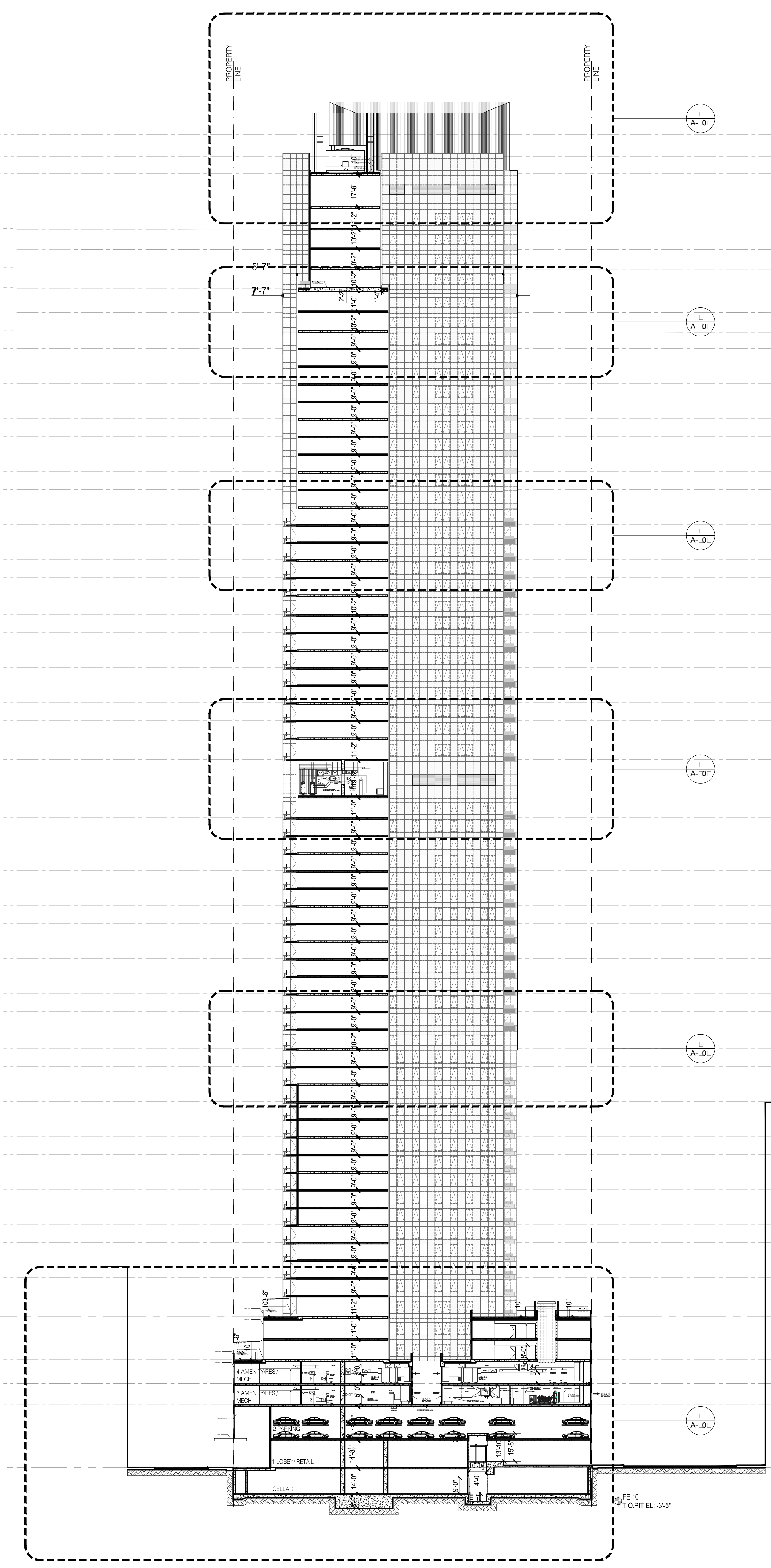
Consultant:  
**DESIMONE CONSULTING ENGINEERS**  
140 Broadway 25th Floor  
New York, NY 10005  
(212) 532-2211  
**Cosentini Associates**  
Two Pennsylvania Plaza, 3rd FL.  
New York, NY 10121  
(212) 615-3600  
**Whitehall**  
11 Broadway, 17th Floor  
New York, NY 10004  
(212) 908-4940

DOB STAMPS & SIGNATURES:


DWG TITLE:  
OVERALL BUILDING SECTIONS

|                       |                  |
|-----------------------|------------------|
| SEAL & SIGNATURE:<br> | DATE: 01/18/2017 |
| PROJECT #             | 15412            |
| SCALE: 1/32" = 1'-0"  |                  |
| DWG NO. A-301.00      |                  |

034 OF 98



2 NORTH SOUTH SECTION B  
Scale: 1/32"=1'



1 NORTH-SOUTH SECTION A  
Scale: 1/32"=1'

9'-0"  
12'-0"  
25'-0"  
12'-0"  
9'-0"  
10'

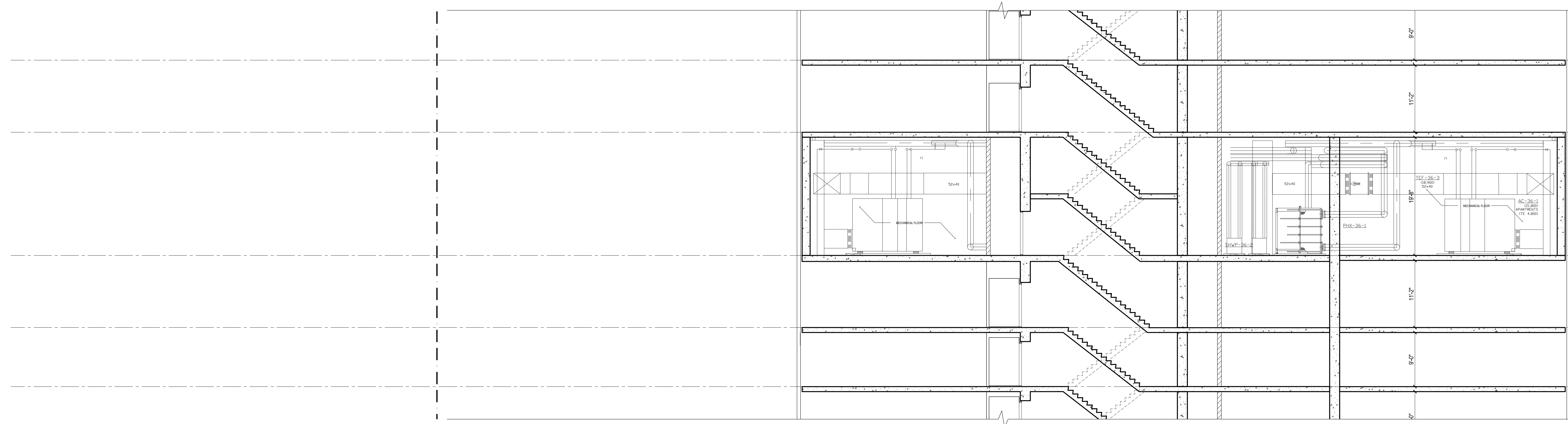
36TH FLOOR  
F.L.O.S. EL. +422'-9"

37TH FLOOR  
F.L.O.S. EL. +419'-9"

36TH MECHANICAL FLOOR  
F.L.O.S. EL. +399'-0"

35TH FLOOR  
F.L.O.S. EL. +378'-3"

34TH FLOOR  
F.L.O.S. EL. +366'-0"



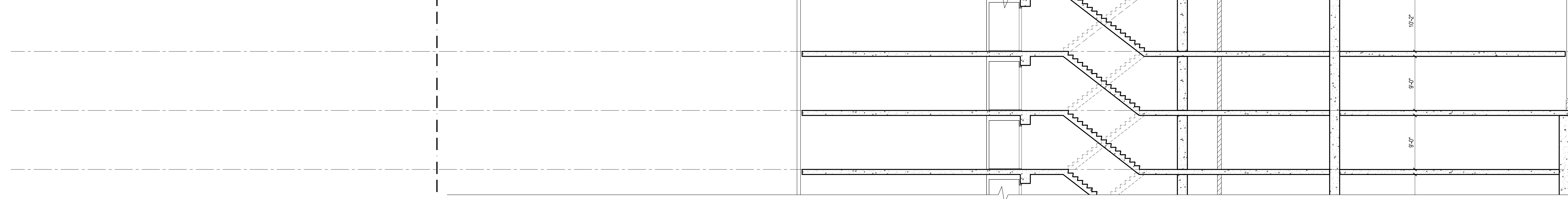
**3 EAST-WEST MID-RISE TOWER SECTION**  
Scale: 1/8" = 1'-0"

9'-0"  
11'-0"  
9'-0"

27TH FLOOR  
F.L.O.S. EL. +282'-0"

22ND FLOOR (PLUMBING DISTRIBUTION)  
F.L.O.S. EL. +246'-0"

21ST FLOOR  
F.L.O.S. EL. +239'-0"



**2 EAST-WEST LOW-RISE TOWER SECTION**  
Scale: 1/8" = 1'-0"

12'-0"  
12'-0"  
12'-0"  
12'-0"  
13'-0"  
12'-0"  
12'-0"  
19'-0"  
15'-0"  
14'-0"

34TH FLOOR  
F.L.O.S. EL. +111'-0"

37TH FLOOR  
F.L.O.S. EL. +89'-7"

35TH FLOOR  
F.L.O.S. EL. +87'-7"

33TH FLOOR (AMENITY/RESS)  
F.L.O.S. EL. +75'-7"

34TH FLOOR (MECHANICAL)  
F.L.O.S. EL. +62'-2"

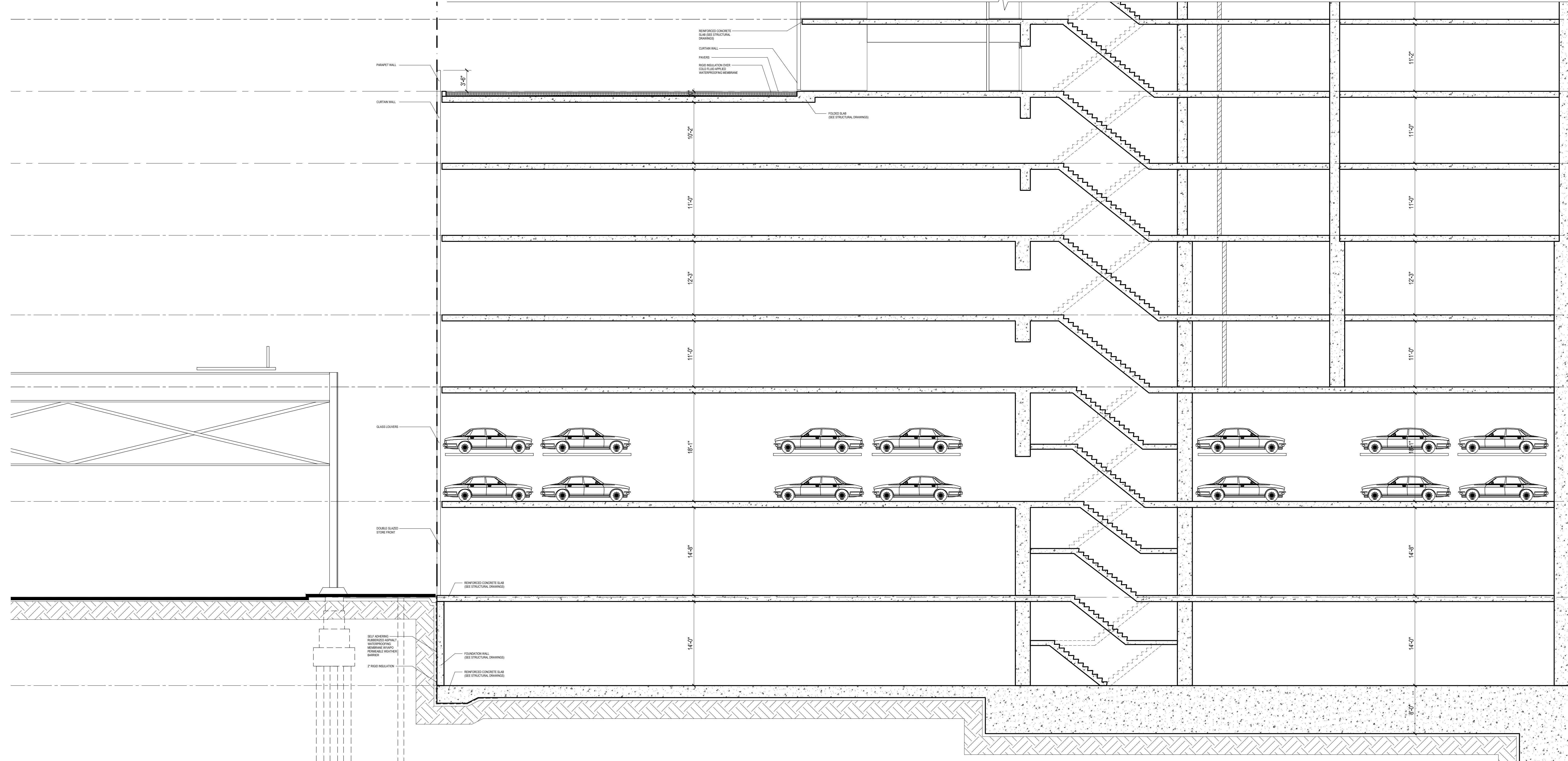
30D FLOOR (AMENITY/RES/MECHANICAL)  
F.L.O.S. EL. +30'-4"

29D FLOOR  
F.L.O.S. EL. +31'-3"

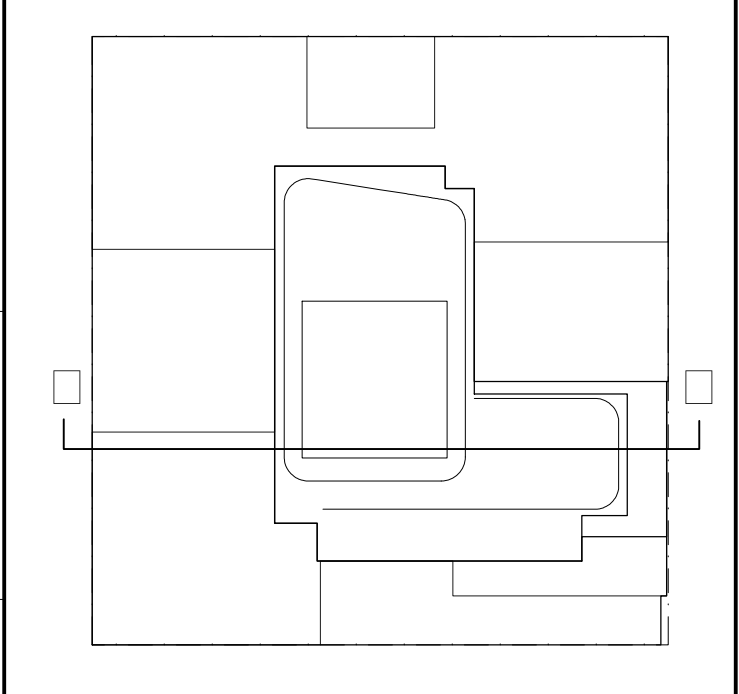
1ST FLOOR RESIDENTIAL LOBBY  
F.L.O.S. EL. +19'-3 1/2"

F.F. EL. 19'-6 1/2"

CELLAR LEVEL  
F.L.O.S. EL. -8'-7"



**1 EAST-WEST BASE SECTION**  
Scale: 1/8" = 1'-0"



**KEY PLAN**

**NOTES:**

| Number     | Date       | Revision             |
|------------|------------|----------------------|
| 01/18/2017 | 03/01/2017 | ISSUED FOR DOB       |
| 02/14/2017 | 02/14/2017 | ISSUED FOR DOB       |
| 01/27/2017 | 01/27/2017 | SUBSTRUCTURE SET     |
| 01/25/2017 | 01/25/2017 | ISSUED FOR DOB       |
| 11/17/2016 | 11/17/2016 | FRAME PRILING SET    |
| 11/01/2016 | 11/01/2016 | 100% DEVELOPMENT SET |
| 10/12/2016 | 10/12/2016 | ISSUED FOR DOB       |
| 04/08/2014 | 04/08/2014 | FOUNDATION SET       |
| 02/05/2014 | 02/05/2014 | DOB FILING SET       |

Project:  
**City View Tower at Court Square**  
23-15 44th Drive  
Long Island City, NY 11101

Client:  
**Cityview Tower LLC**  
112-15 NORTHERN BLVD, CF-2  
CORONA, NY 11368  
(718) 321-8652

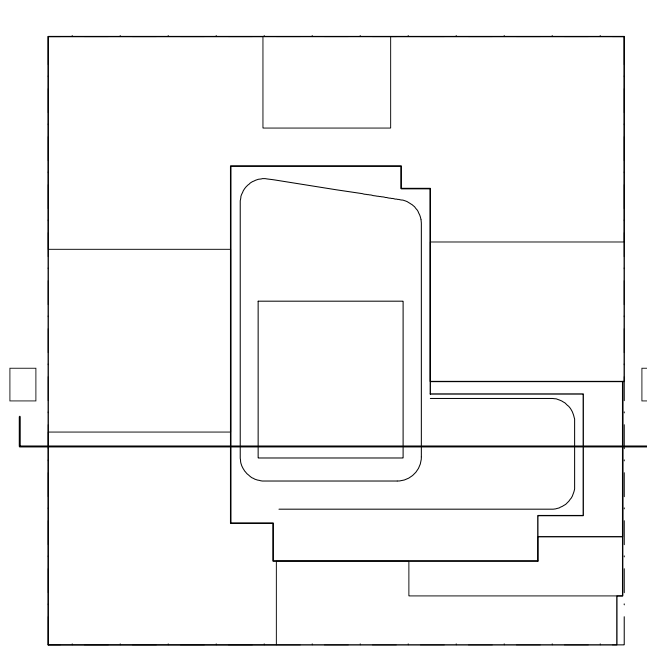
Architect:  
**HILL | WEST ARCHITECTS**  
11 BROADWAY  
17TH FLOOR  
NEW YORK, NY 10004  
T. 212 213 8007

Consultant:  
**DESIMONE CONSULTING ENGINEERS**  
140 Broadway 25th Floor  
New York, NY 10005  
(212) 532-2211  
**Cosentini Associates**  
Two Pennsylvania Plaza, 3rd FL.  
New York, NY 10121  
(212) 615-3600  
**Whitehall**  
11 Broadway, 17th Floor  
New York, NY 10004  
(212) 908-4940

DOB STAMPS & SIGNATURES:

DWG TITLE:  
PARTIAL WEST - EAST SECTION

|                  |                     |
|------------------|---------------------|
| SEAL & SIGNATURE | DATE: 01/18/2017    |
|                  | PROJECT #: 15412    |
|                  | SCALE: 1/8" = 1'-0" |
|                  | <b>A-302.00</b>     |
|                  | DWG NO.             |



**KEY PLAN**

**NOTES:**

NOT FOR CONSTRUCTION

| Number     | Date                 | Revision |
|------------|----------------------|----------|
| 01/18/2017 | ISSUED FOR DOB       |          |
| 03/01/2017 | ISSUED FOR DOB       |          |
| 02/14/2017 | ISSUED FOR DOB       |          |
| 01/07/2017 | SUPERSTRUCTURE SET   |          |
| 01/03/2017 | ISSUED FOR DOB       |          |
| 11/17/2016 | FACE FRAME SET       |          |
| 11/01/2016 | 100% DEVELOPMENT SET |          |
| 10/12/2016 | ISSUED FOR DOB       |          |
| 04/08/2016 | FOUNDATION SET       |          |
| 02/05/2016 | DOB FILING SET       |          |

Project:  
**City View Tower at Court Square**  
 23-15 44th Drive  
 Long Island City, NY 11101

Client:  
**Cityview Tower LLC**  
 112-15 NORTHERN BLVD, CF-2  
 CORONA, NY 11368  
 (718) 321-8652

Architect:  
**HILL | WEST**  
 ARCHITECTS  
 11 BROADWAY  
 17TH FLOOR  
 NEW YORK, NY 10004  
 T. 212 213 8007

Consultant:  
**DESIMONE CONSULTING ENGINEERS**  
 140 Broadway 25th Floor  
 New York, NY, 10005  
 (212) 532-2211  
**Cosentini Associates**  
 Two Pennsylvania Plaza, 3rd FL.  
 New York, NY 10121  
 (212) 615-3600  
**Whitehall**  
 11 Broadway, 17th Floor  
 New York, NY 10004  
 (212) 908-4940

DOB STAMPS & SIGNATURES:

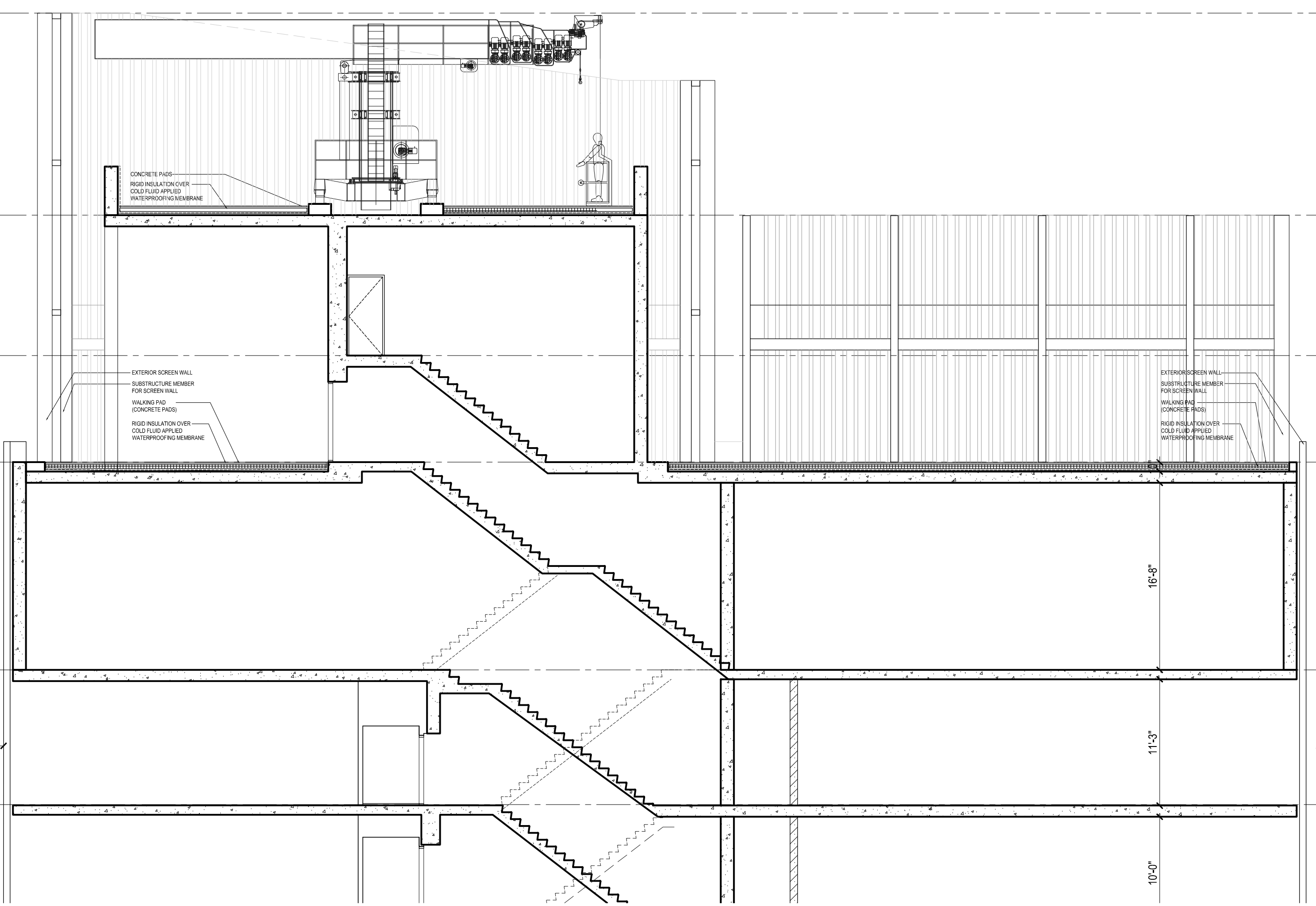
DWG TITLE:  
 PARTIAL WEST - EAST SECTION

SEAL & SIGNATURE: DATE: 01/18/2017  
 PROJECT # 15412  
 SCALE: 1/8" = 1'-0"  
**A-303.00**  
 DWG NO. 036 OF 58

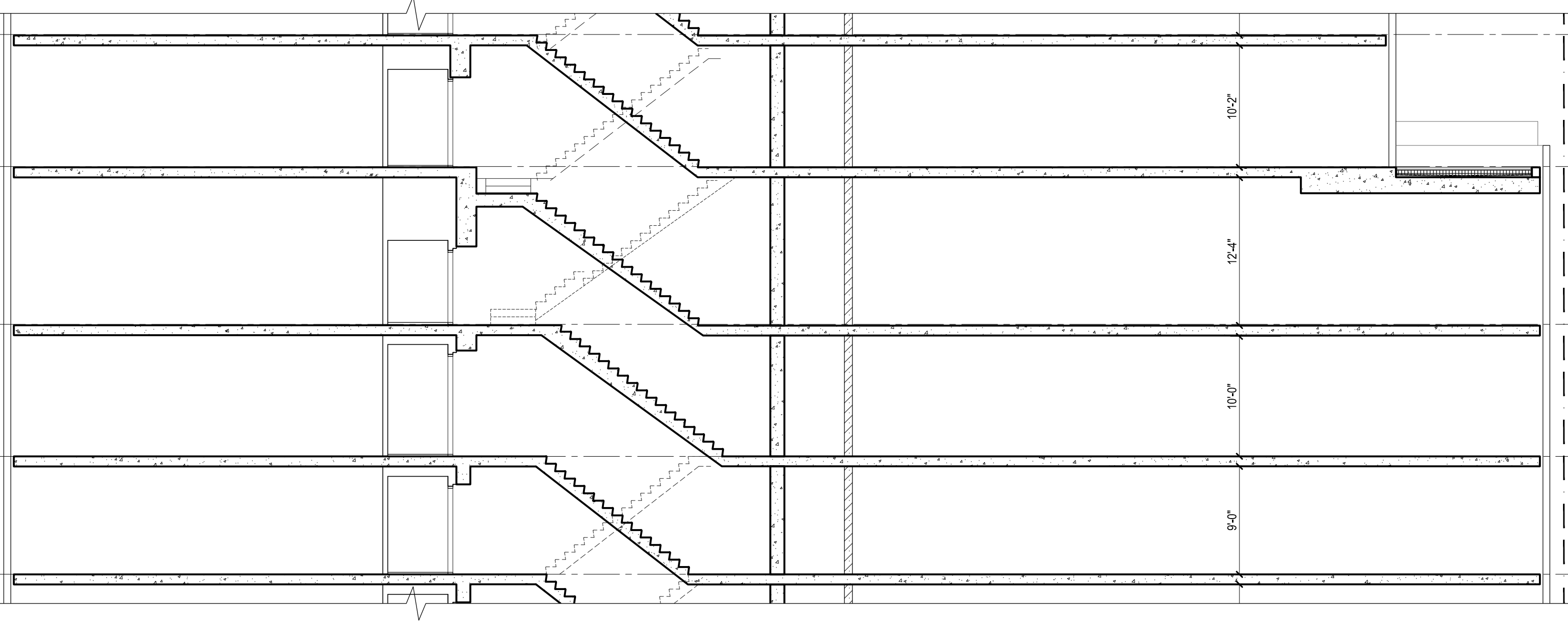
PROPERTY LINE

LOT LINE

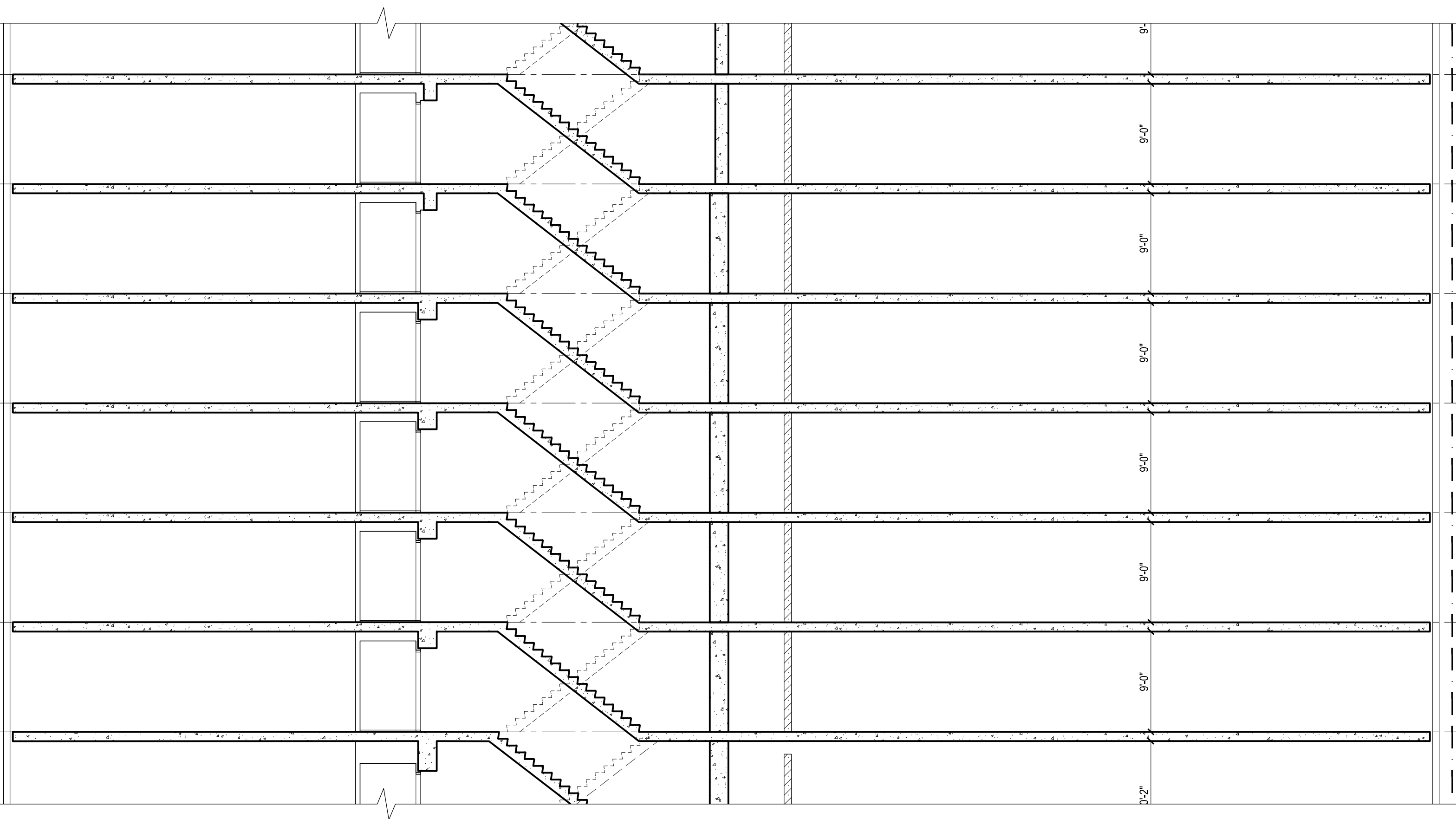
- TO TOWER  
F.L.S. EL. + 777'-9"
- BMU  
F.L.S. EL. + 759'-9"
- DRS  
F.L.S. EL. + 747'-3"
- MAIN ROOF  
F.L.S. EL. + 737'-9"
- 27TH FLOOR MECHANICAL  
F.L.S. EL. + 719'-9"
- 26TH FLOOR  
F.L.S. EL. + 707'-3"
- 25TH FLOOR  
F.L.S. EL. + 695'-3"
- 24TH FLOOR  
F.L.S. EL. + 683'-3"
- 23RD FLOOR  
F.L.S. EL. + 671'-3"
- 22ND FLOOR RESI/MECH  
F.L.S. EL. + 659'-3"
- 21ST FLOOR RESI  
F.L.S. EL. + 647'-3"
- 20TH FLOOR  
F.L.S. EL. + 635'-3"
- 19TH FLOOR  
F.L.S. EL. + 623'-3"
- 18TH FLOOR  
F.L.S. EL. + 611'-3"
- 17TH FLOOR  
F.L.S. EL. + 599'-3"
- 16TH FLOOR  
F.L.S. EL. + 587'-3"
- 15TH FLOOR  
F.L.S. EL. + 575'-3"
- 14TH FLOOR  
F.L.S. EL. + 563'-3"
- 13TH FLOOR  
F.L.S. EL. + 551'-3"
- 12TH FLOOR  
F.L.S. EL. + 539'-3"
- 11TH FLOOR  
F.L.S. EL. + 527'-3"
- 10TH FLOOR  
F.L.S. EL. + 515'-3"
- 9TH FLOOR  
F.L.S. EL. + 503'-3"



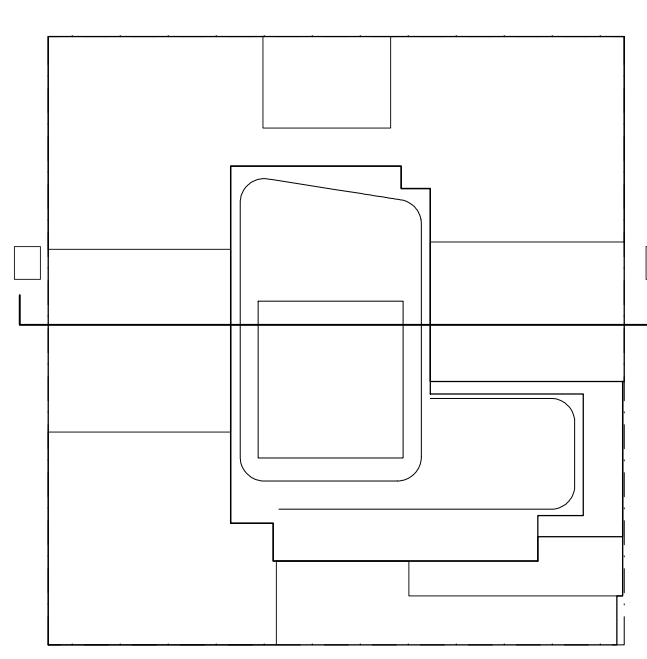
**3 EAST-WEST BULKHEAD SECTION**  
 Scale: 1/8" = 1'-0"



**2 EAST-WEST HIGH-RISE SECTION**  
 Scale: 1/8" = 1'-0"



**1 EAST-WEST MID-RISE TOWER SECTION**  
 Scale: 1/8" = 1'-0"



**KEY PLAN**

**NOTES:**

NOT FOR CONSTRUCTION

| Date       | Revision             |
|------------|----------------------|
| 09/08/2017 | ISSUED FOR DOB       |
| 03/01/2017 | ISSUED FOR DOB       |
| 02/14/2017 | ISSUED FOR DOB       |
| 01/07/2017 | SUPERSTRUCTURE SET   |
| 01/03/2017 | ISSUED FOR DOB       |
| 11/17/2016 | FACE FRAME SET       |
| 10/11/2016 | 100% DEVELOPMENT SET |
| 10/12/2016 | ISSUED FOR DOB       |
| 04/08/2016 | FOUNDATION SET       |
| 02/05/2016 | DOB FILING SET       |

Number: \_\_\_\_\_ Date: \_\_\_\_\_ Revision: \_\_\_\_\_

**Project:**  
**City View Tower at Court Square**  
 23-15 44th Drive  
 Long Island City, NY 11101

**Client:**  
**Cityview Tower LLC**  
 112-15 NORTHERN BLVD, CF-2  
 CORONA, NY 11368  
 (718) 321-8552

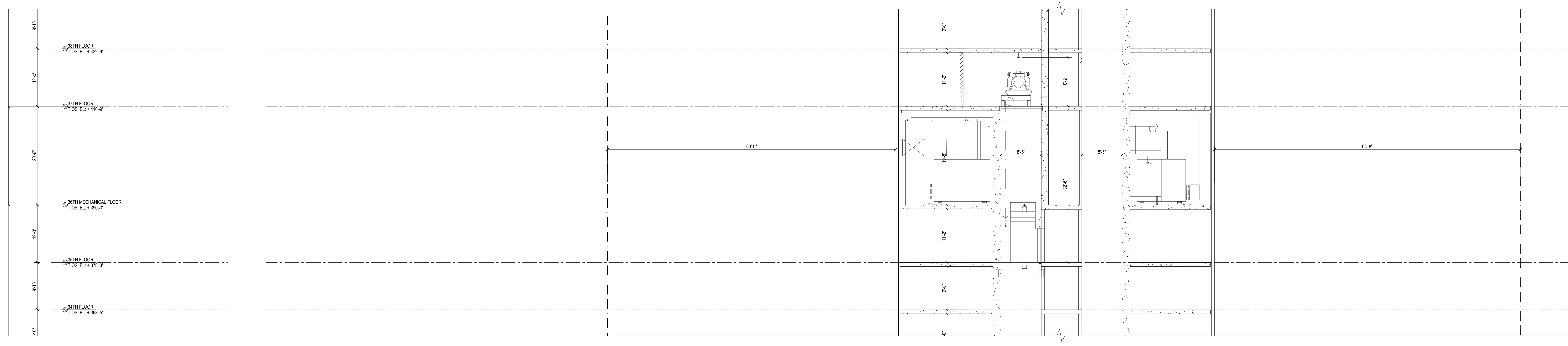
**Architect:**  
**HILL | WEST**  
 ARCHITECTS  
 11 BROADWAY  
 17TH FLOOR  
 NEW YORK, NY 10004  
 T. 212 213 8007

**Consultant:**  
**DESIMONE CONSULTING ENGINEERS**  
 140 Broadway 25th Floor  
 New York, NY 10005  
 (212) 532-2211  
**Cosentini Associates**  
 Two Pennsylvania Plaza, 3rd FL.  
 New York, NY 10121  
 (212) 615-3600  
**Whitehall**  
 11 Broadway, 17th Floor  
 New York, NY 10004  
 (212) 908-4940

DOB STAMPS & SIGNATURES:

DWG TITLE: PARTIAL WEST - EAST SECTION

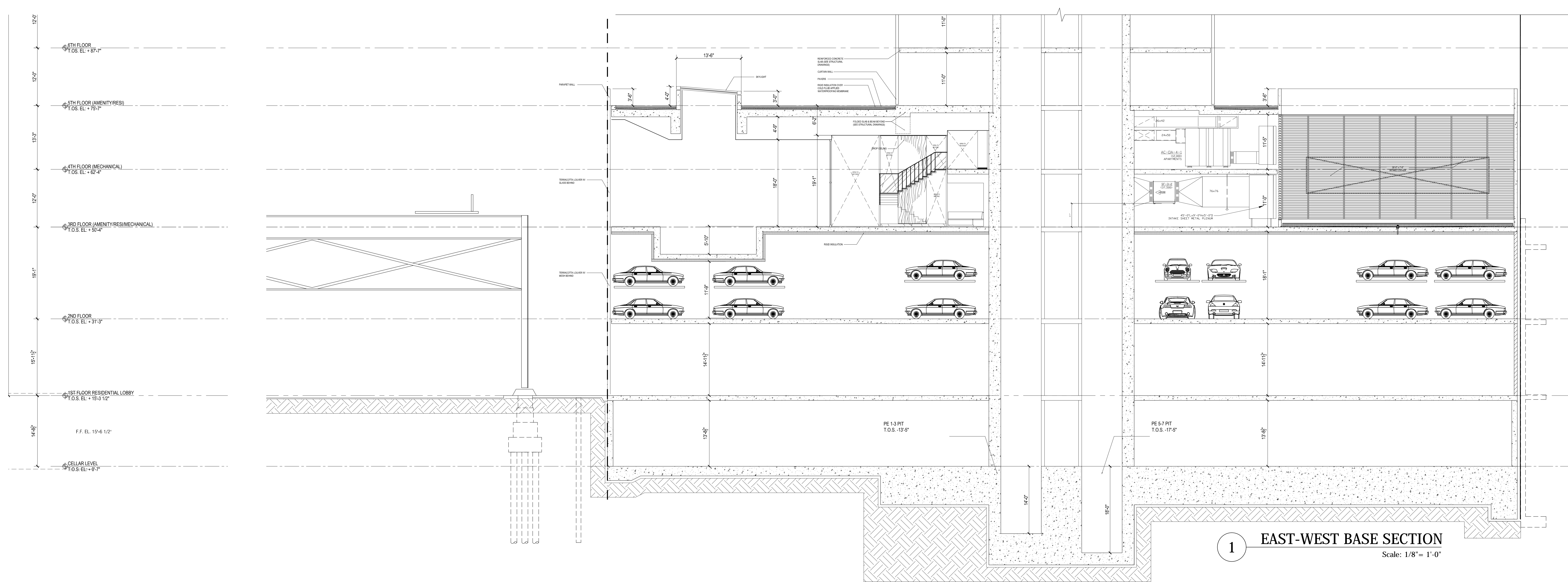
|                  |                         |
|------------------|-------------------------|
| SEAL & SIGNATURE | DATE: 01/18/2017        |
|                  | PROJECT #: 15412        |
|                  | SCALE: AS NOTED         |
|                  | DWG NO: <b>A-304.00</b> |



**3 EAST-WEST MID-RISE TOWER SECTION**  
 Scale: 1/8" = 1'-0"

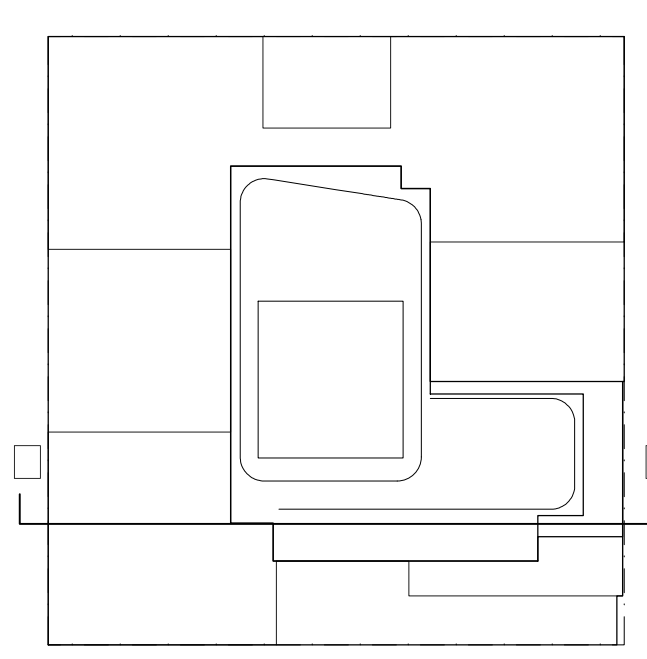


**2 EAST-WEST LOW-RISE TOWER SECTION**  
 Scale: 1/8" = 1'-0"



**1 EAST-WEST BASE SECTION**  
 Scale: 1/8" = 1'-0"

|        |  |
|--------|--|
| 8'-0"  | 43RD FLOOR<br>F.L. OS. EL. +422'-9"            |
| 12'-0" | 42ND FLOOR<br>F.L. OS. EL. +410'-9"            |
| 20'-0" | 43RD MECHANICAL FLOOR<br>F.L. OS. EL. +397'-9" |
| 12'-0" | 42ND FLOOR<br>F.L. OS. EL. +385'-9"            |
| 9'-0"  | 41ST FLOOR<br>F.L. OS. EL. +373'-9"            |
| 11'-0" | 40TH FLOOR<br>F.L. OS. EL. +361'-9"            |
| 11'-0" | 39TH FLOOR<br>F.L. OS. EL. +349'-9"            |
| 8'-0"  | 38TH FLOOR<br>F.L. OS. EL. +337'-9"            |
| 12'-0" | 37TH FLOOR<br>F.L. OS. EL. +325'-9"            |
| 12'-0" | 36TH FLOOR<br>F.L. OS. EL. +313'-9"            |
| 15'-0" | 35TH FLOOR<br>F.L. OS. EL. +301'-9"            |
| 15'-0" | 34TH FLOOR<br>F.L. OS. EL. +289'-9"            |
| 15'-0" | 33RD FLOOR<br>F.L. OS. EL. +277'-9"            |
| 15'-0" | 32ND FLOOR<br>F.L. OS. EL. +265'-9"            |
| 15'-0" | 31ST FLOOR<br>F.L. OS. EL. +253'-9"            |
| 15'-0" | 30TH FLOOR<br>F.L. OS. EL. +241'-9"            |
| 15'-0" | 29TH FLOOR<br>F.L. OS. EL. +229'-9"            |
| 15'-0" | 28TH FLOOR<br>F.L. OS. EL. +217'-9"            |
| 15'-0" | 27TH FLOOR<br>F.L. OS. EL. +205'-9"            |
| 15'-0" | 26TH FLOOR<br>F.L. OS. EL. +193'-9"            |
| 15'-0" | 25TH FLOOR<br>F.L. OS. EL. +181'-9"            |
| 15'-0" | 24TH FLOOR<br>F.L. OS. EL. +169'-9"            |
| 15'-0" | 23RD FLOOR<br>F.L. OS. EL. +157'-9"            |
| 15'-0" | 22ND FLOOR<br>F.L. OS. EL. +145'-9"            |
| 15'-0" | 21ST FLOOR<br>F.L. OS. EL. +133'-9"            |
| 15'-0" | 20TH FLOOR<br>F.L. OS. EL. +121'-9"            |
| 15'-0" | 19TH FLOOR<br>F.L. OS. EL. +109'-9"            |
| 15'-0" | 18TH FLOOR<br>F.L. OS. EL. +97'-9"             |
| 15'-0" | 17TH FLOOR<br>F.L. OS. EL. +85'-9"             |
| 15'-0" | 16TH FLOOR<br>F.L. OS. EL. +73'-9"             |
| 15'-0" | 15TH FLOOR<br>F.L. OS. EL. +61'-9"             |
| 15'-0" | 14TH FLOOR<br>F.L. OS. EL. +49'-9"             |
| 15'-0" | 13TH FLOOR<br>F.L. OS. EL. +37'-9"             |
| 15'-0" | 12TH FLOOR<br>F.L. OS. EL. +25'-9"             |
| 15'-0" | 11TH FLOOR<br>F.L. OS. EL. +13'-9"             |
| 15'-0" | 10TH FLOOR<br>F.L. OS. EL. +1'-9"              |
| 15'-0" | 9TH FLOOR<br>F.L. OS. EL. -9'-9"               |
| 15'-0" | 8TH FLOOR<br>F.L. OS. EL. -21'-9"              |
| 15'-0" | 7TH FLOOR<br>F.L. OS. EL. -33'-9"              |
| 15'-0" | 6TH FLOOR<br>F.L. OS. EL. -45'-9"              |
| 15'-0" | 5TH FLOOR<br>F.L. OS. EL. -57'-9"              |
| 15'-0" | 4TH FLOOR<br>F.L. OS. EL. -69'-9"              |
| 15'-0" | 3RD FLOOR<br>F.L. OS. EL. -81'-9"              |
| 15'-0" | 2ND FLOOR<br>F.L. OS. EL. -93'-9"              |
| 15'-0" | 1ST FLOOR<br>F.L. OS. EL. -105'-9"             |
| 15'-0" | CELLAR LEVEL<br>F.L. OS. EL. -117'-9"          |



**KEY PLAN**

**NOTES:**

NOT FOR CONSTRUCTION

| Number     | Date       | Revision                |
|------------|------------|-------------------------|
| 01/18/2017 | 03/01/2017 | ISSUED FOR DOB          |
| 02/04/2017 | 02/04/2017 | ISSUED FOR DOB          |
| 01/07/2017 | 01/07/2017 | SUPERSTRUCTURE SET      |
| 01/03/2017 | 01/03/2017 | ISSUED FOR DOB          |
| 11/17/2016 | 11/17/2016 | FACE FRAME SET          |
| 11/01/2016 | 11/01/2016 | 100% DOB FOUNDATION SET |
| 10/12/2016 | 10/12/2016 | ISSUED FOR DOB          |
| 04/08/2016 | 04/08/2016 | FOUNDATION SET          |
| 02/05/2016 | 02/05/2016 | DOB FILING SET          |

Project:  
**City View Tower at Court Square**  
 23-15 44th Drive  
 Long Island City, NY 11101

Client:  
**Cityview Tower LLC**  
 112-15 NORTHERN BLVD, CF-2  
 CORONA, NY 11368  
 (718) 321-8652

Architect:  
**HILL | WEST ARCHITECTS**  
 11 BROADWAY  
 17TH FLOOR  
 NEW YORK, NY 10004  
 T. 212 213 8007

Consultant:  
**DESIMONE CONSULTING ENGINEERS**  
 140 Broadway 25th Floor  
 New York, NY, 10005  
 (212) 532-2211  
**Cosentini Associates**  
 Two Pennsylvania Plaza, 3rd FL.  
 New York, NY 10121  
 (212) 615-3600  
**Whitehall**  
 11 Broadway, 17th Floor  
 New York, NY 10004  
 (212) 908-4940

DOB STAMPS & SIGNATURES:

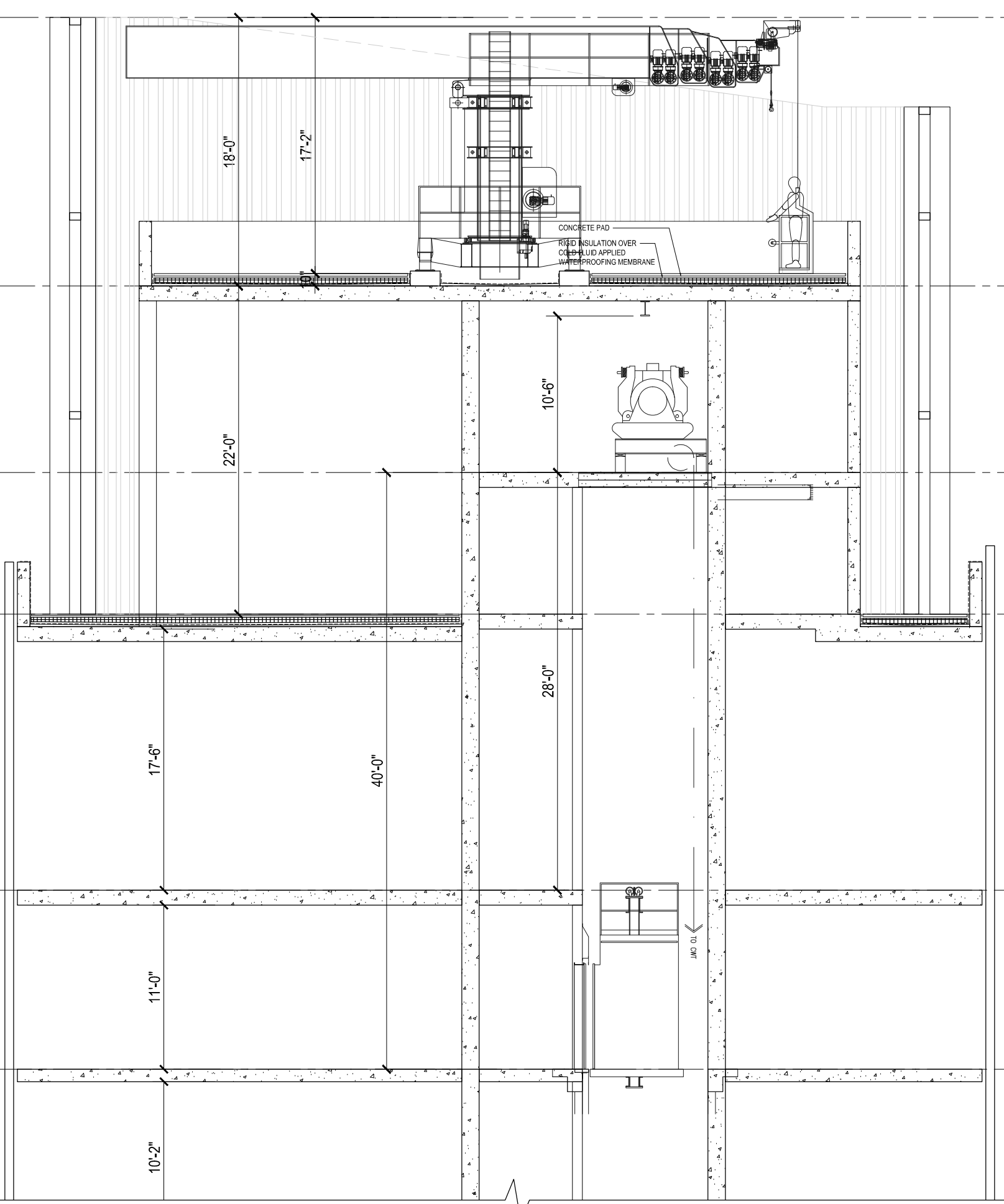
DWG TITLE:  
 PARTIAL WEST - EAST SECTION

|                       |                     |
|-----------------------|---------------------|
| SEAL & SIGNATURE:<br> | DATE:<br>01/18/2017 |
| PROJECT #:<br>15412   | SCALE:<br>AS NOTED  |
| <b>A-305.00</b>       |                     |
| DWG NO.               |                     |

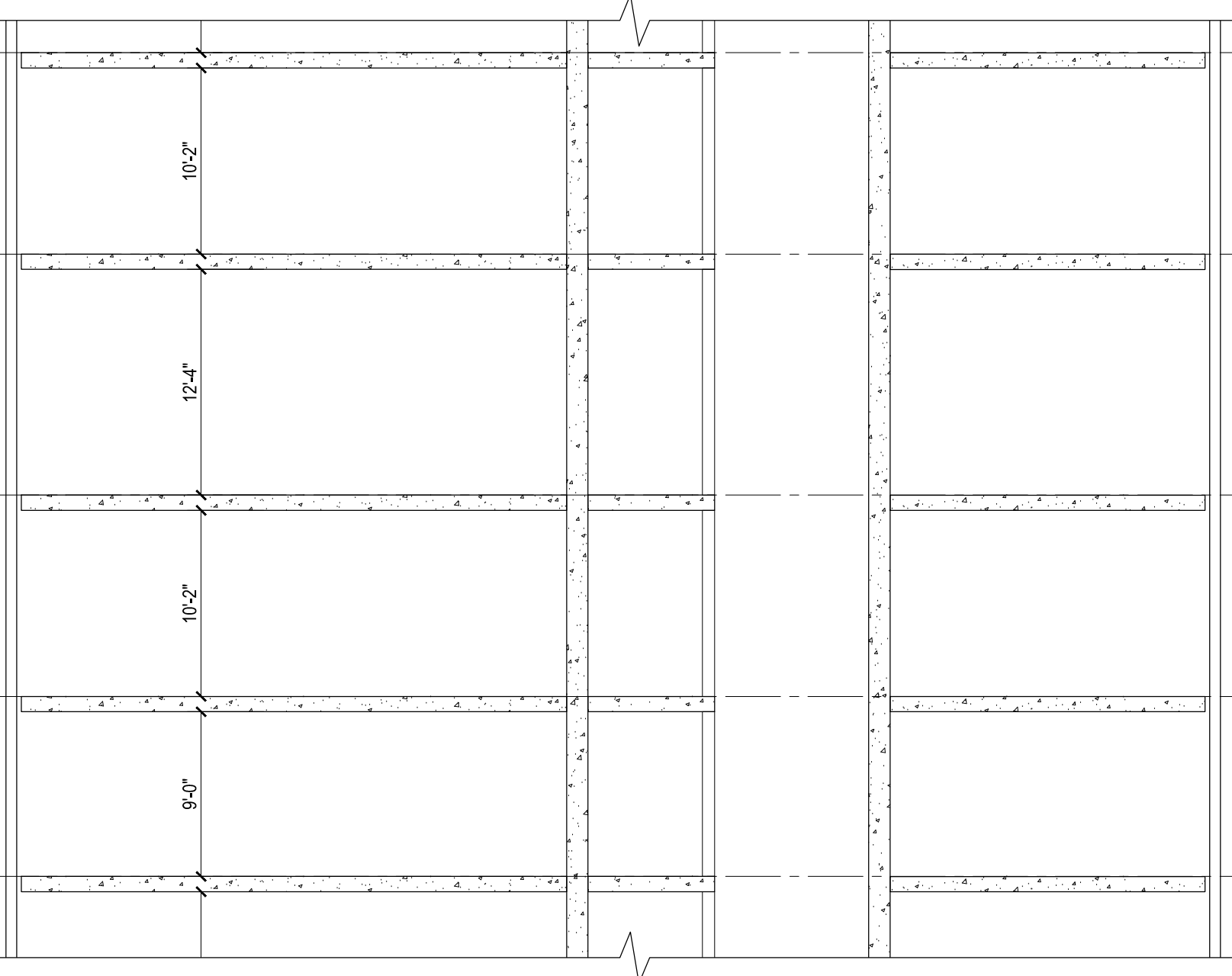
PROPERTY LINE

LOT LINE


- TO TOWER  
F.L.S. EL. + 777'-9"
- BMU  
F.L.S. EL. + 759'-9"
- DRS  
F.L.S. EL. + 747'-3"
- MAIN ROOF  
F.L.S. EL. + 737'-9"
- 27TH FLOOR MECHANICAL  
F.L.S. EL. + 719'-0"
- 26TH FLOOR  
F.L.S. EL. + 707'-3"
- 25TH FLOOR  
F.L.S. EL. + 695'-3"
- 24TH FLOOR  
F.L.S. EL. + 683'-3"
- 23RD FLOOR RESI/MECH  
F.L.S. EL. + 661'-3"
- 22ND FLOOR RESI  
F.L.S. EL. + 650'-3"
- 21ST FLOOR  
F.L.S. EL. + 642'-3"
- 20TH FLOOR  
F.L.S. EL. + 631'-3"
- 19TH FLOOR  
F.L.S. EL. + 619'-3"
- 18TH FLOOR  
F.L.S. EL. + 607'-3"
- 17TH FLOOR  
F.L.S. EL. + 595'-3"
- 16TH FLOOR  
F.L.S. EL. + 583'-3"
- 15TH FLOOR  
F.L.S. EL. + 571'-3"
- 14TH FLOOR  
F.L.S. EL. + 559'-3"
- 13TH FLOOR  
F.L.S. EL. + 547'-3"
- 12TH FLOOR  
F.L.S. EL. + 535'-3"
- 11TH FLOOR  
F.L.S. EL. + 523'-3"
- 10TH FLOOR  
F.L.S. EL. + 511'-3"



**3 EAST-WEST HIGH-RISE SECTION**  
 Scale: 1/8" = 1'-0"



**2 EAST-WEST HIGH-RISE SECTION**  
 Scale: 1/8" = 1'-0"



**1 EAST-WEST MID-RISE TOWER SECTION**  
 Scale: 1/8" = 1'-0"



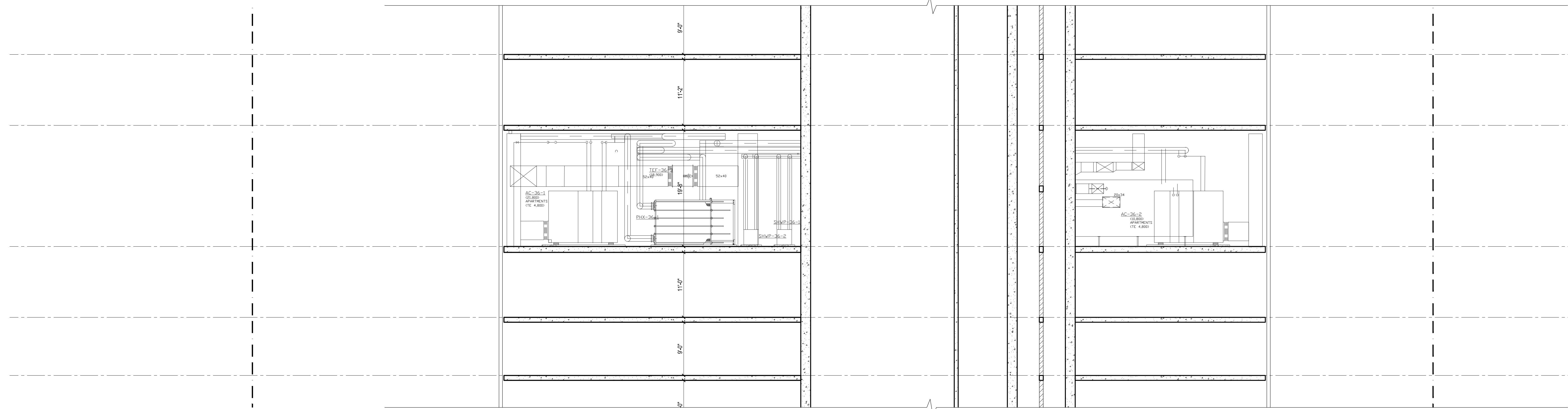
9'-0"  
36TH FLOOR  
F.LOS. EL. + 422'-9"

12'-0"  
37TH FLOOR  
F.LOS. EL. + 419'-9"

28'-0"  
36TH MECHANICAL FLOOR  
F.LOS. EL. + 399'-0"

12'-0"  
35TH FLOOR  
F.LOS. EL. + 379'-0"

8'-0"  
34TH FLOOR  
F.LOS. EL. + 366'-0"




3 EAST-WEST MID-RISE TOWER SECTION  
Scale: 1/8" = 1'-0"

8'-0"  
27TH FLOOR  
F.LOS. EL. + 282'-0"

11'-0"  
22ND FLOOR (PLUMBING DISTRIBUTION)  
F.LOS. EL. + 242'-0"

8'-0"  
21ST FLOOR  
F.LOS. EL. + 239'-0"



2 EAST-WEST LOW-RISE TOWER SECTION  
Scale: 1/8" = 1'-0"

12'-0"  
34TH FLOOR  
F.LOS. EL. + 111'-0"

12'-0"  
33TH FLOOR  
F.LOS. EL. + 99'-0"

12'-0"  
32ND FLOOR  
F.LOS. EL. + 87'-0"

13'-0"  
31ST FLOOR (AMENITY/RESS)  
F.LOS. EL. + 75'-0"

12'-0"  
30TH FLOOR (MECHANICAL)  
F.LOS. EL. + 62'-0"

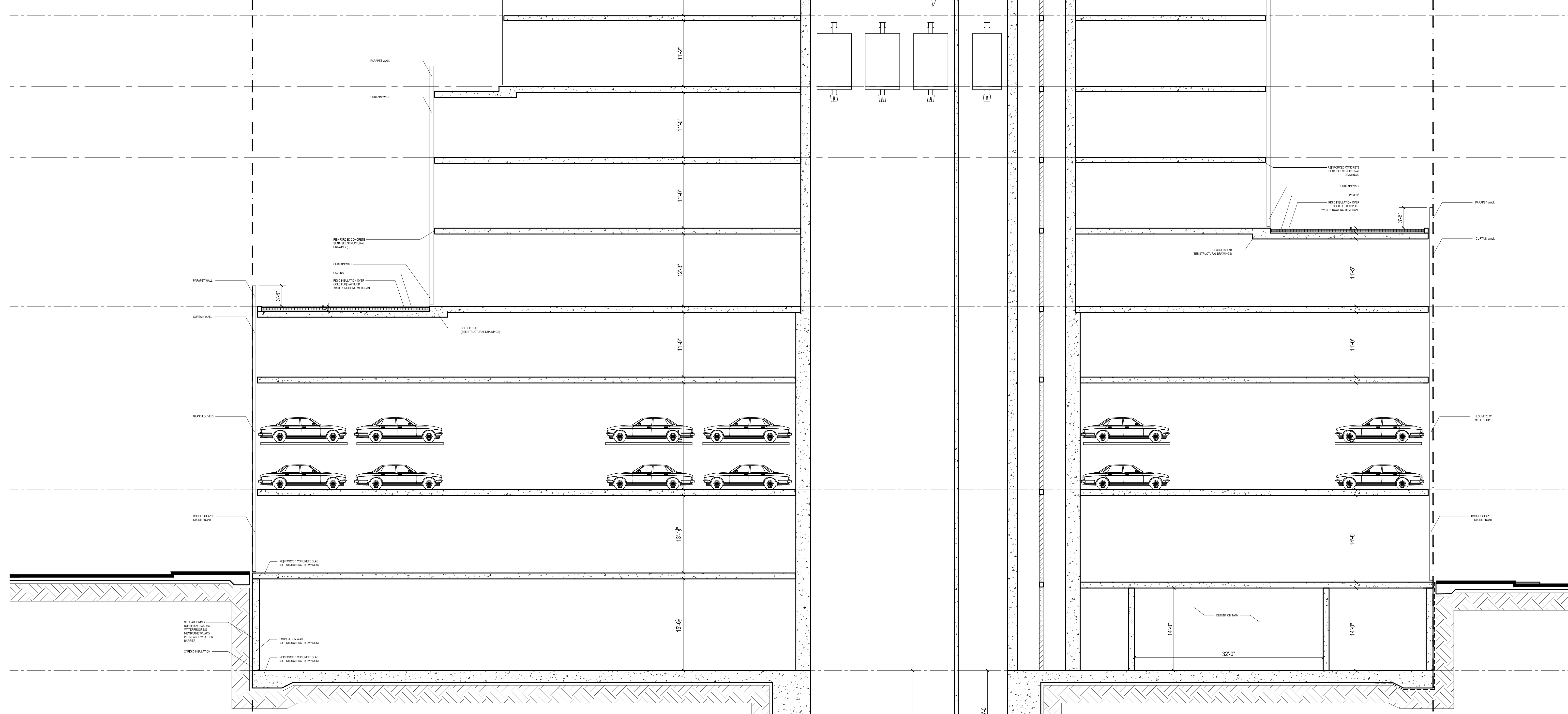
15'-0"  
29TH FLOOR (AMENITY/RES/MECHANICAL)  
F.LOS. EL. + 50'-0"

15'-0"  
28TH FLOOR  
F.LOS. EL. + 31'-0"

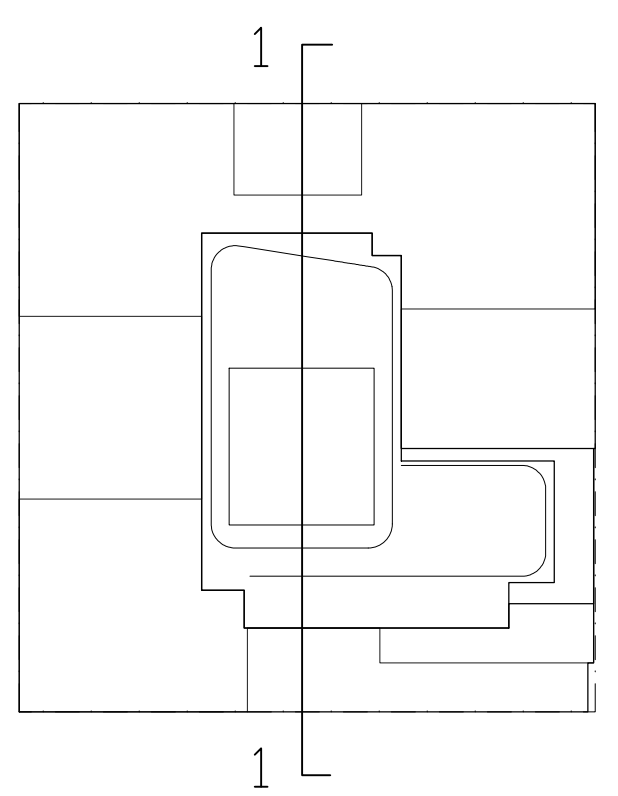
14'-0"  
1ST FLOOR (RESIDENTIAL LOBBY)  
F.LOS. EL. + 13'-1 1/2"

F.F. EL. 19'-6 1/2"

CELLAR LEVEL  
F.LOS. EL. + 0'-0"



1 EAST-WEST BASE SECTION  
Scale: 1/8" = 1'-0"



KEY PLAN

NOTES:

| Number     | Date | Revision                 |
|------------|------|--------------------------|
| 01/08/2017 |      | ISSUED FOR DOB           |
| 03/01/2017 |      | ISSUED FOR DOB           |
| 02/14/2017 |      | ISSUED FOR DOB           |
| 01/07/2017 |      | SUBSTRUCTURE SET         |
| 01/03/2017 |      | ISSUED FOR DOB           |
| 11/17/2016 |      | PACKAGE PRICING SET      |
| 11/01/2016 |      | 100% DEVELOPMENT SUB SET |
| 10/12/2016 |      | ISSUED FOR DOB           |
| 04/08/2016 |      | FOUNDATION SET           |
| 02/05/2016 |      | DOB FILING SET           |

Project:  
**City View Tower at Court Square**  
23-15 44th Drive  
Long Island City, NY 11101

Client:  
**Cityview Tower LLC**  
112-15 NORTHERN BLVD, CF-2  
CORONA, NY 11368  
(718) 321-8552

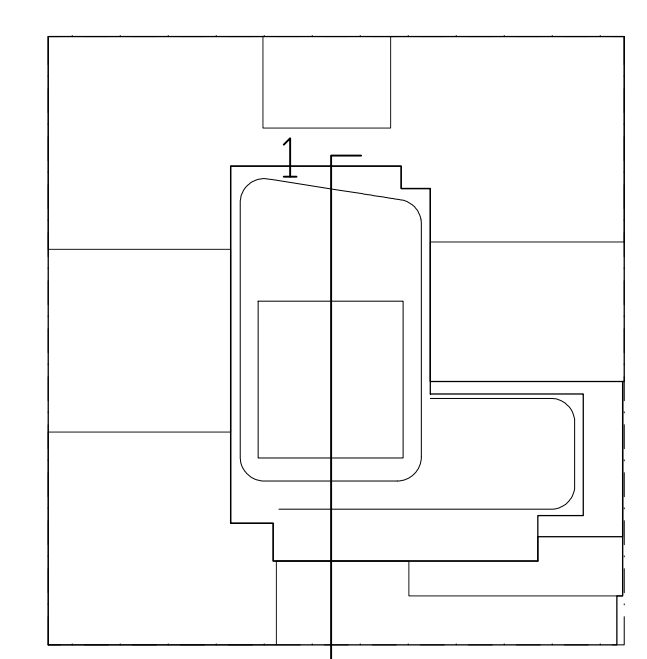
Architect:  
**HILL | WEST**  
ARCHITECTS  
11 BROADWAY  
17TH FLOOR  
NEW YORK, NY 10004  
T. 212 213 8007

Consultant:  
**DESIMONE CONSULTING ENGINEERS**  
140 Broadway 25th Floor  
New York, NY, 10005  
(212) 532-2211  
**Cosentini Associates**  
Two Pennsylvania Plaza, 3rd FL.  
New York, NY 10121  
(212) 615-3600  
**Whitehall**  
11 Broadway, 17th Floor  
New York, NY 10004  
(212) 908-4940

DOB STAMPS & SIGNATURES:

DWG TITLE:  
PARTIAL NORTH - SOUTH SECTION

|                        |                     |
|------------------------|---------------------|
| SEAL & SIGNATURE:<br>  | DATE:<br>01/18/2017 |
| PROJECT #:<br>A-306.00 | SCALE:<br>AS NOTED  |
| DWG NO.:               | 049 OF 58           |



**KEY PLAN**

**NOTES:**

| Number     | Date                 | Revision |
|------------|----------------------|----------|
| 01/18/2017 | ISSUED FOR DOB       |          |
| 03/01/2017 | ISSUED FOR DOB       |          |
| 02/14/2017 | ISSUED FOR DOB       |          |
| 01/07/2017 | SUPERSTRUCTURE SET   |          |
| 01/03/2017 | ISSUED FOR DOB       |          |
| 11/17/2016 | FACE FRAME SET       |          |
| 11/01/2016 | 100% DEVELOPMENT SET |          |
| 10/12/2016 | ISSUED FOR DOB       |          |
| 04/08/2016 | FOUNDATION SET       |          |
| 02/05/2016 | DOB FILING SET       |          |

Project:  
**City View Tower at Court Square**  
 23-15 44th Drive  
 Long Island City, NY 11101


Client:  
**Cityview Tower LLC**  
 112-15 NORTHERN BLVD, CF-2  
 CORONA, NY 11368  
 (718) 321-8652

Architect:  
**HILL | WEST**  
 ARCHITECTS  
 11 BROADWAY  
 17TH FLOOR  
 NEW YORK, NY 10004  
 T. 212 213 8007

Consultant:  
**DESIMONE CONSULTING ENGINEERS**  
 140 Broadway 25th Floor  
 New York, NY, 10005  
 (212) 532-2211  
**Cosentini Associates**  
 Two Pennsylvania Plaza, 3rd FL.  
 New York, NY 10121  
 (212) 615-3600  
**Whitehall**  
 11 Broadway, 17th Floor  
 New York, NY 10004  
 (212) 908-4940

DOB STAMPS & SIGNATURES:

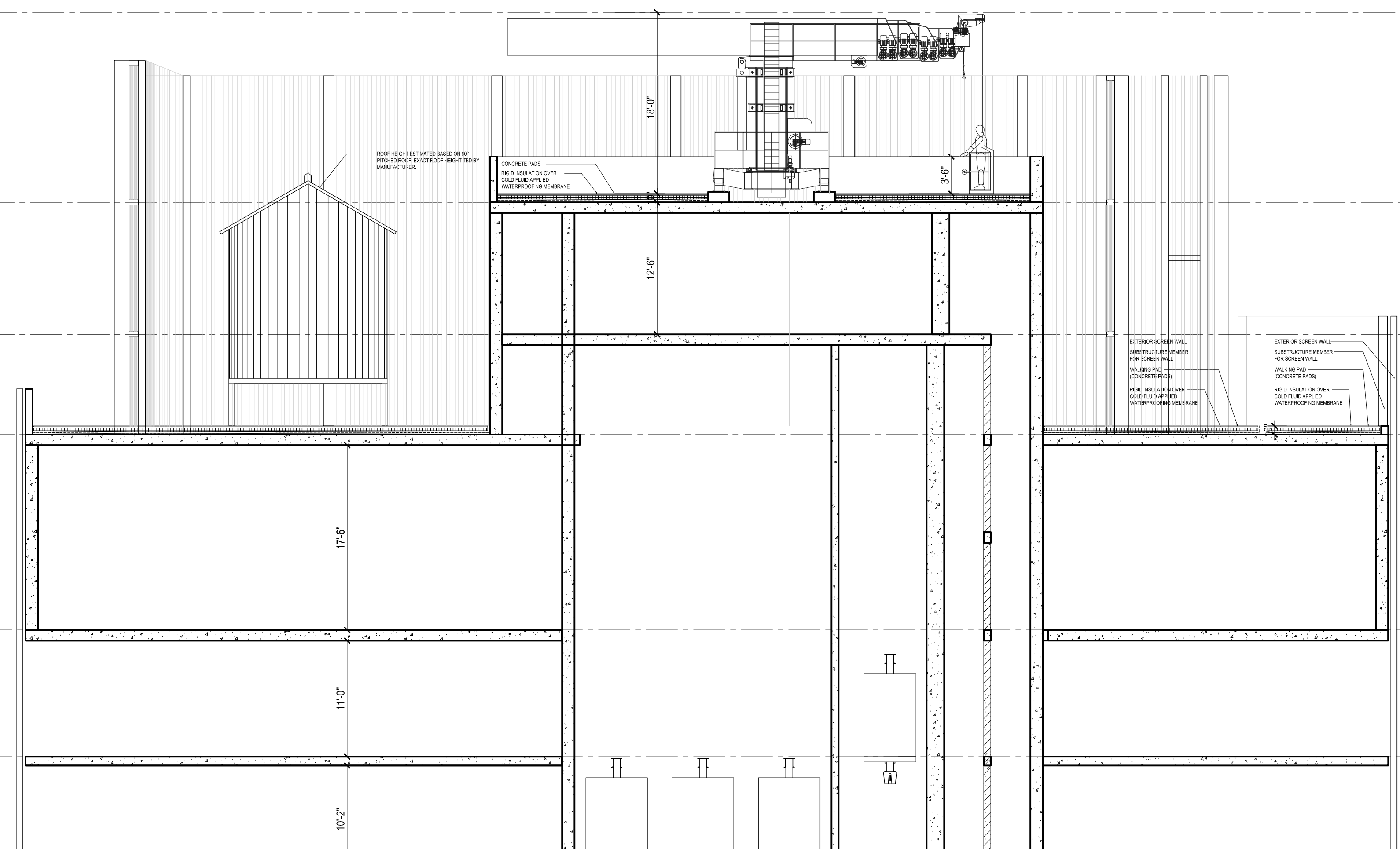
DWG TITLE:  
**PARTIAL NORTH - SOUTH SECTION**

SEAL & SIGNATURE:  DATE: 01/18/2017  
 PROJECT # 15412  
 SCALE AS NOTED  
**A-307.00**  
 DWG NO. 049 OF 58


PROPERTY LINE

PROPERTY LINE


- TO TOWER  
F.LOS. EL. + 777'-9"
- 8TH FLOOR  
F.LOS. EL. + 759'-9"
- 7TH FLOOR  
F.LOS. EL. + 747'-3"
- MAIN ROOF  
F.LOS. EL. + 737'-9"
- 6TH FLOOR MECHANICAL  
F.LOS. EL. + 719'-9"
- 6TH FLOOR  
F.LOS. EL. + 707'-3"
- 5TH FLOOR  
F.LOS. EL. + 695'-3"
- 4TH FLOOR  
F.LOS. EL. + 683'-3"
- 3RD FLOOR  
F.LOS. EL. + 671'-3"
- 2ND FLOOR RESI/MECH  
F.LOS. EL. + 651'-3"
- 1ST FLOOR RESI  
F.LOS. EL. + 630'-3"
- 6TH FLOOR  
F.LOS. EL. + 620'-3"
- 5ND FLOOR  
F.LOS. EL. + 561'-3"
- 4TH FLOOR  
F.LOS. EL. + 551'-3"
- 3RD FLOOR  
F.LOS. EL. + 541'-3"
- 2ND FLOOR  
F.LOS. EL. + 532'-3"
- 1ST FLOOR  
F.LOS. EL. + 522'-3"
- 6TH FLOOR  
F.LOS. EL. + 512'-3"
- 5TH FLOOR  
F.LOS. EL. + 502'-3"



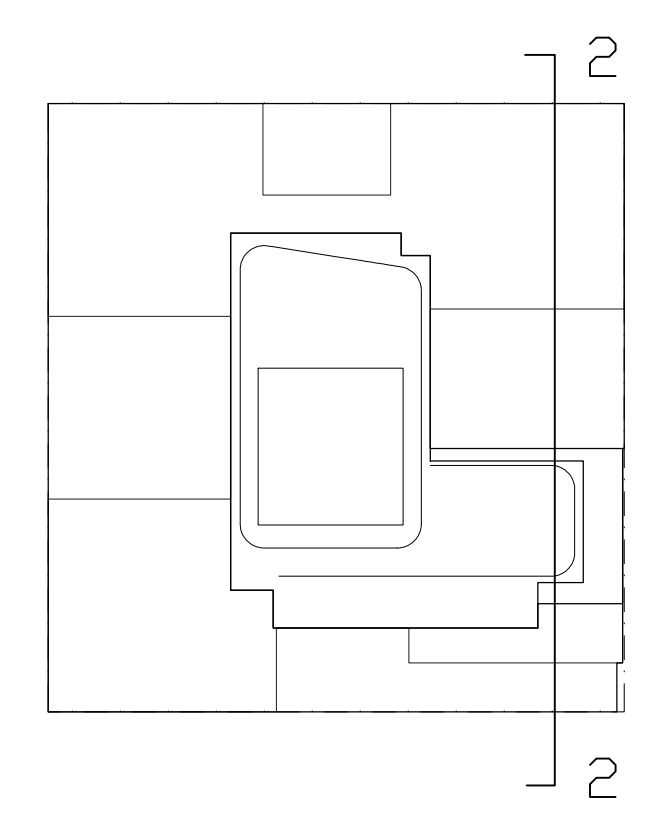
**3 NORTH-SOUTH BULKHEAD SECTION**  
 Scale: 1/8" = 1'-0"



**2 NORTH-SOUTH HIGH-RISE SECTION**  
 Scale: 1/8" = 1'-0"



**1 NORTH-SOUTH MID-RISE SECTION**  
 Scale: 1/8" = 1'-0"



**KEY PLAN**

**NOTES:**

| Number     | Date       | Revision             |
|------------|------------|----------------------|
| 01/18/2017 | 03/01/2017 | ISSUED FOR DOB       |
| 02/04/2017 | 02/04/2017 | ISSUED FOR DOB       |
| 01/07/2017 | 01/07/2017 | SUBSTRUCTURE SET     |
| 01/03/2017 | 01/03/2017 | ISSUED FOR DOB       |
| 11/17/2016 | 11/17/2016 | FRAME PRILING SET    |
| 10/11/2016 | 10/11/2016 | 100% DEVELOPMENT SET |
| 10/12/2016 | 10/12/2016 | ISSUED FOR DOB       |
| 04/08/2014 | 04/08/2014 | FOUNDATION SET       |
| 03/05/2014 | 03/05/2014 | DOB FILING SET       |

Number: \_\_\_\_\_ Date: \_\_\_\_\_ Revision: \_\_\_\_\_

**Project:**  
**City View Tower at Court Square**  
 23-15 44th Drive  
 Long Island City, NY 11101

**Client:**  
**Cityview Tower LLC**  
 112-15 NORTHERN BLVD, CF-2  
 CORONA, NY 11368  
 (718) 321-8552

**Architect:**  
**HILL | WEST**  
 ARCHITECTS  
 11 BROADWAY  
 17TH FLOOR  
 NEW YORK, NY 10004  
 T. 212 213 8007

**Consultant:**  
**DESIMONE CONSULTING ENGINEERS**  
 140 Broadway 25th Floor  
 New York, NY, 10005  
 (212) 532-2211  
**Cosentini Associates**  
 Two Pennsylvania Plaza, 3rd FL.  
 New York, NY 10121  
 (212) 615-3600  
**Whitehall**  
 11 Broadway, 17th Floor  
 New York, NY 10004  
 (212) 908-4940

**DOB STAMPS & SIGNATURES:**

**DWG TITLE:**  
 PARTIAL NORTH - SOUTH SECTION

**SEAL & SIGNATURE:** \_\_\_\_\_ **DATE:** 01/18/2017

**PROJECT #:** 15412

**SCALE:** AS NOTED

**DWG NO:** A-308.00

9'-0"  
 12'-0"  
 26'-0"  
 12'-0"  
 9'-0"  
 10'-0"

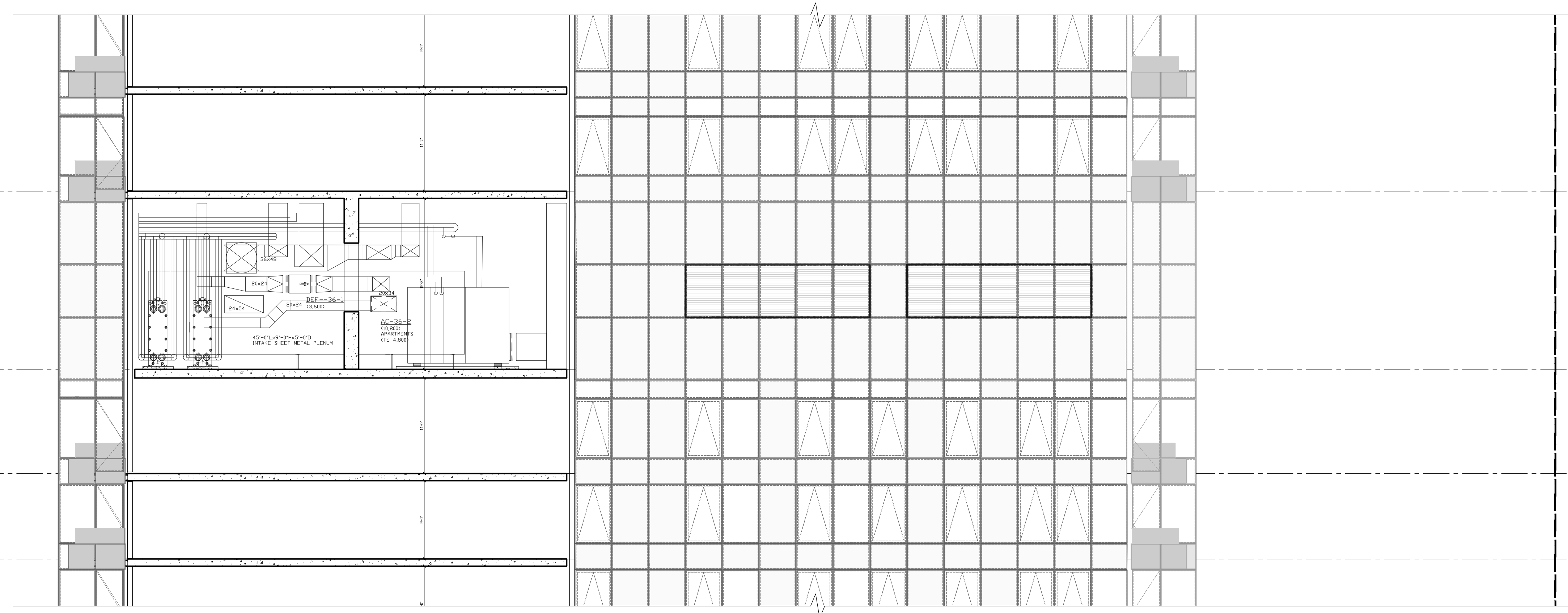
36TH FLOOR  
 F.O.S. EL. +427'-9"

37TH FLOOR  
 F.O.S. EL. +419'-9"

36TH MECHANICAL FLOOR  
 F.O.S. EL. +399'-6"

35TH FLOOR  
 F.O.S. EL. +379'-3"

34TH FLOOR  
 F.O.S. EL. +366'-0"



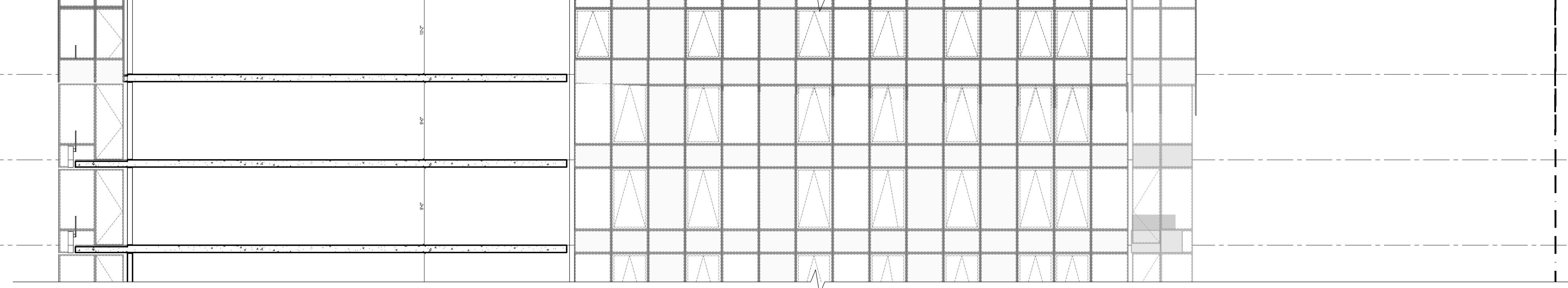
**3 EAST-WEST MID-RISE TOWER SECTION**  
 Scale: 1/8" = 1'-0"

9'-0"  
 11'-0"  
 9'-0"

27TH FLOOR  
 F.O.S. EL. +287'-3"

22ND FLOOR (PLUMBING DISTRIBUTION)  
 F.O.S. EL. +246'-0"

21ST FLOOR  
 F.O.S. EL. +239'-3"



**2 EAST-WEST LOW-RISE TOWER SECTION**  
 Scale: 1/8" = 1'-0"

12'-0"  
 12'-0"  
 12'-0"  
 13'-0"  
 12'-0"  
 15'-0"  
 15'-0"  
 14'-6"

4TH FLOOR  
 F.O.S. EL. +111'-0"

3TH FLOOR  
 F.O.S. EL. +99'-7"

2TH FLOOR  
 F.O.S. EL. +87'-7"

1TH FLOOR (AMENITY/RESI)  
 F.O.S. EL. +75'-7"

4TH FLOOR (MECHANICAL)  
 F.O.S. EL. +62'-4"

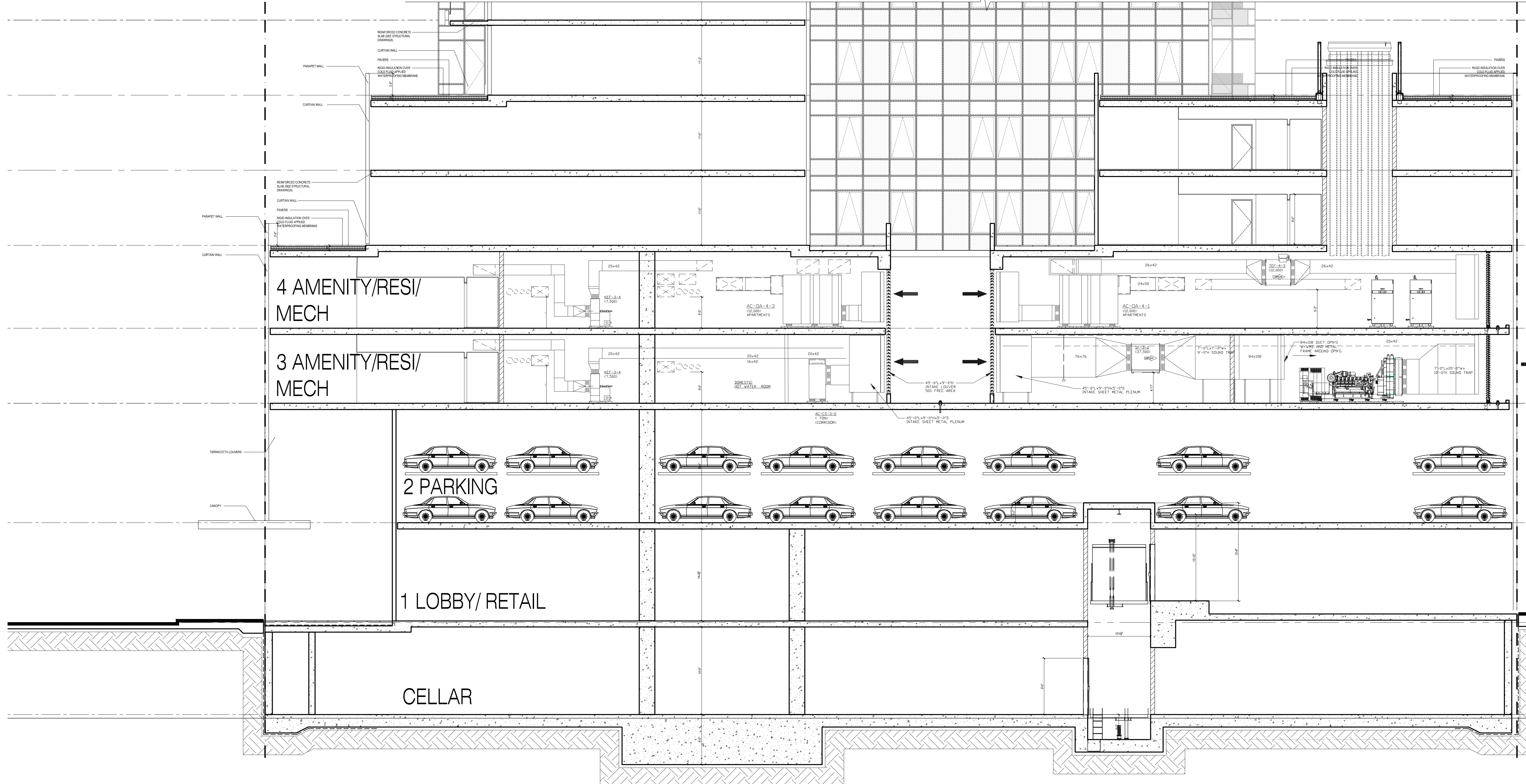
3RD FLOOR (AMENITY/RESI/MECHANICAL)  
 F.O.S. EL. +50'-4"

2ND FLOOR  
 F.O.S. EL. +31'-0"

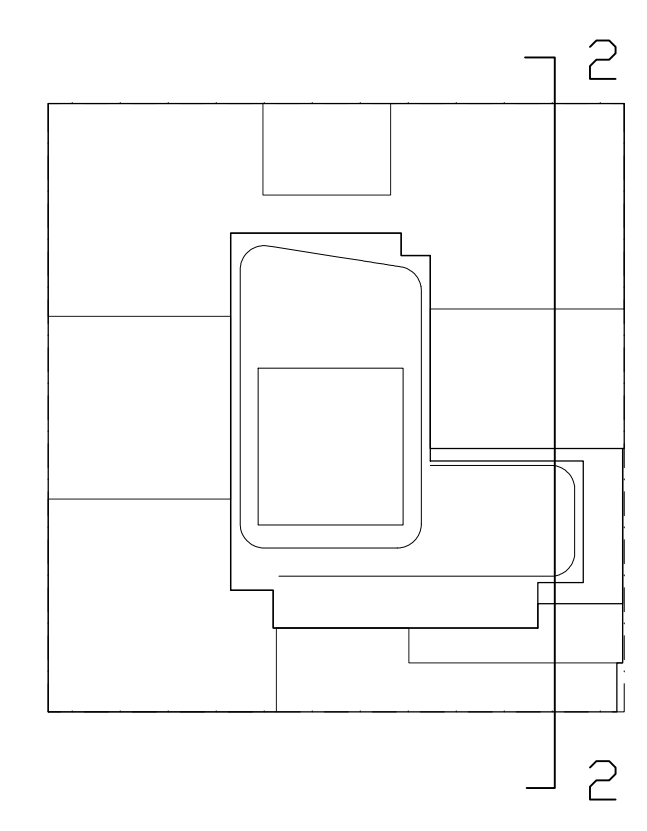
1ST FLOOR RESIDENTIAL LOBBY  
 F.O.S. EL. +19'-3 1/2"

F.F. EL. 19'-6 1/2"

CELLAR LEVEL  
 F.O.S. EL. +9'-7"



**1 EAST-WEST BASE SECTION**  
 Scale: 1/8" = 1'-0"



**KEY PLAN**

**NOTES:**

NOT FOR CONSTRUCTION

| Number     | Date                 | Revision |
|------------|----------------------|----------|
| 03/08/2017 | ISSUED FOR DOB       |          |
| 03/01/2017 | ISSUED FOR DOB       |          |
| 02/14/2017 | ISSUED FOR DOB       |          |
| 01/27/2017 | SUBSTRUCTURE SET     |          |
| 01/23/2017 | ISSUED FOR DOB       |          |
| 11/17/2016 | FACE FRAME SET       |          |
| 11/01/2016 | 100% DEVELOPMENT SET |          |
| 10/12/2016 | ISSUED FOR DOB       |          |
| 04/08/2016 | FOUNDATION SET       |          |
| 02/05/2016 | DOB FILING SET       |          |

Project:  
**City View Tower at Court Square**  
 23-15 44th Drive  
 Long Island City, NY 11101

Client:  
**Cityview Tower LLC**  
 112-15 NORTHERN BLVD, CF-2  
 CORONA, NY 11368  
 (718) 321-8652

Architect:  
**HILL | WEST**  
 ARCHITECTS  
 11 BROADWAY  
 17TH FLOOR  
 NEW YORK, NY 10004  
 T. 212 213 8007

Consultant:  
**DESIMONE CONSULTING ENGINEERS**  
 140 Broadway 25th Floor  
 New York, NY, 10005  
 (212) 532-2211  
**Cosentini Associates**  
 Two Pennsylvania Plaza, 3rd FL.  
 New York, NY 10121  
 (212) 615-3600  
**Whitehall**  
 11 Broadway, 17th Floor  
 New York, NY 10004  
 (212) 908-4940

DOB STAMPS & SIGNATURES:

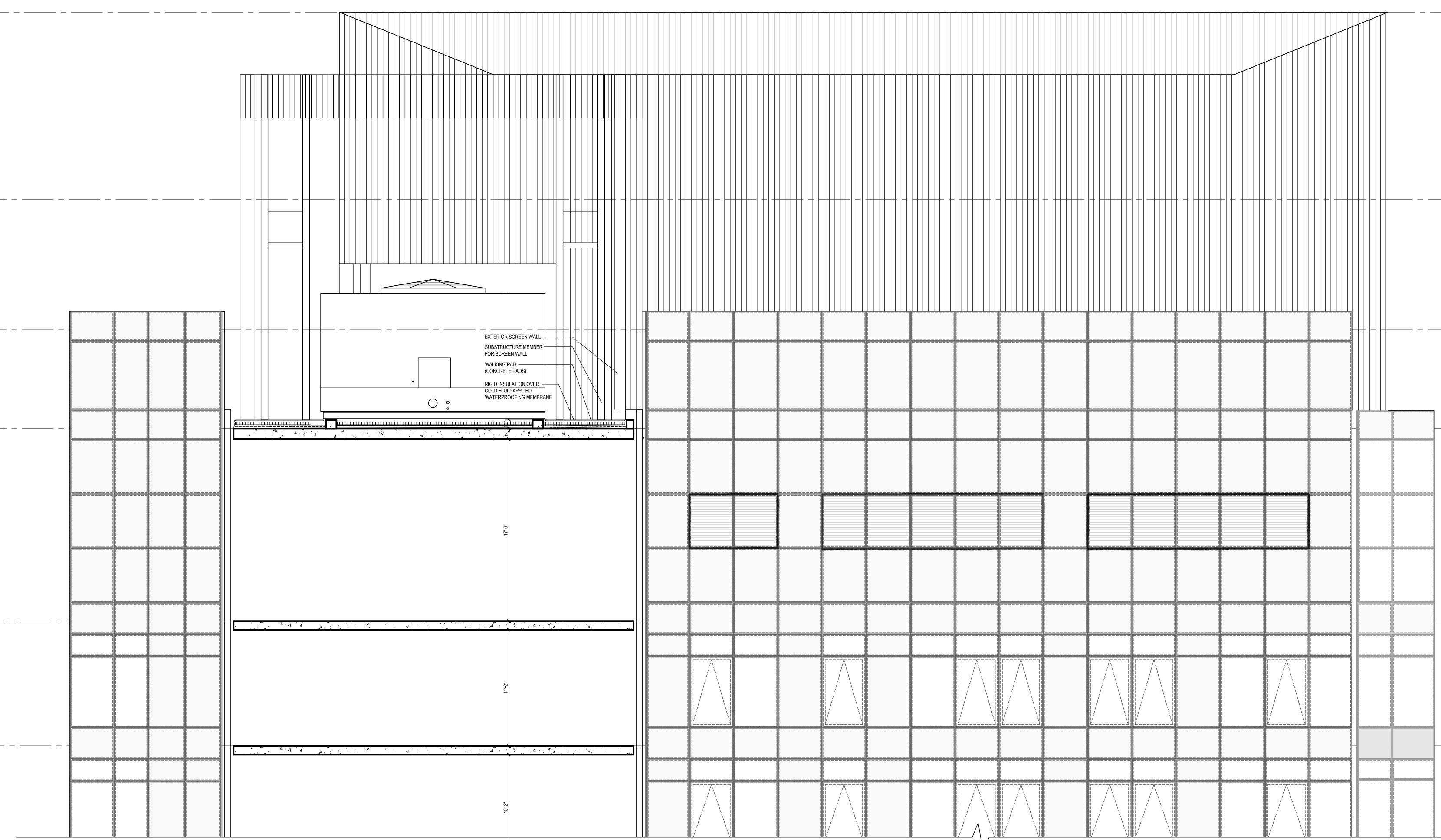
DWG TITLE:  
 PARTIAL NORTH - SOUTH SECTION

SEAL & SIGNATURE: DATE: 01/18/2017  
 PROJECT #: 15A12  
 SCALE: AS NOTED  
**A-309.00**  
 DWG NO. 049 OF 58

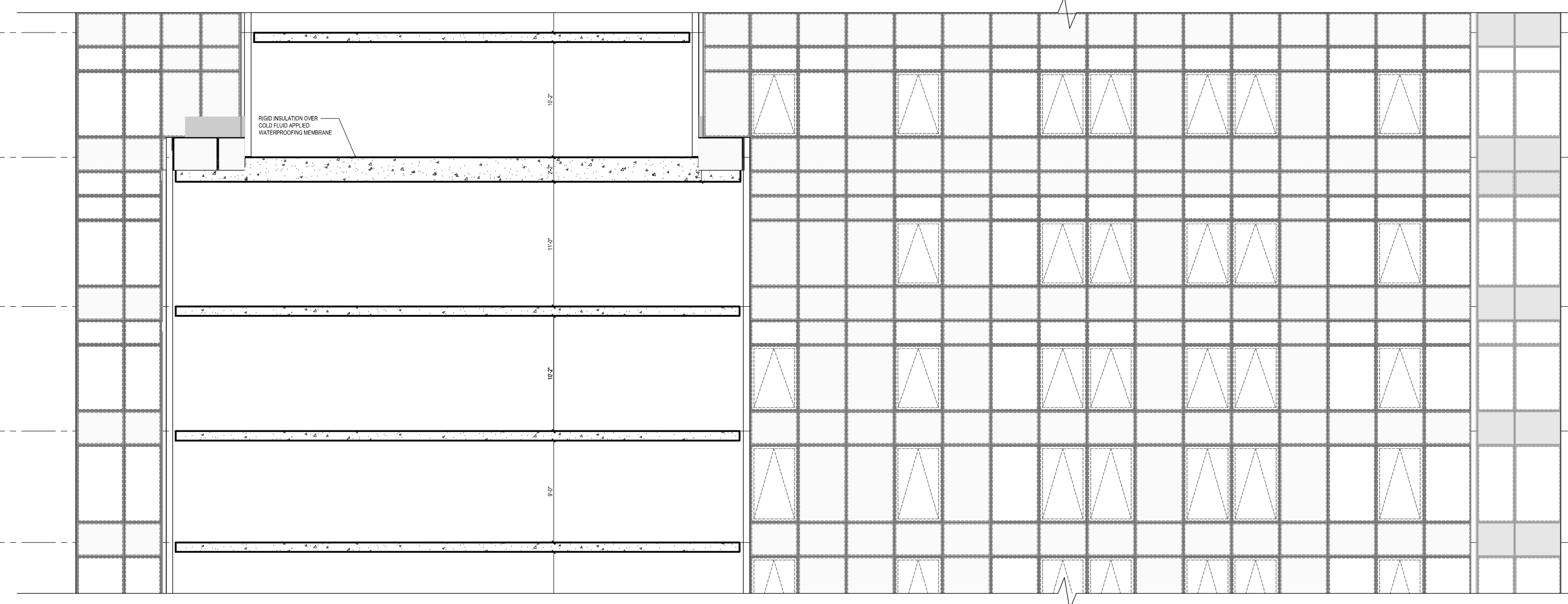
PROPERTY LINE

PROPERTY LINE


- TO TOWER  
F.LOS. EL. + 377'-9"
- BMU  
F.LOS. EL. + 359'-9"
- DRS  
F.LOS. EL. + 347'-3"
- MAIN ROOF  
F.LOS. EL. + 337'-9"
- 27TH FLOOR MECHANICAL  
F.LOS. EL. + 319'-9"
- 12'-0"
- 26TH FLOOR  
F.LOS. EL. + 307'-3"
- 11'-0"
- 25TH FLOOR  
F.LOS. EL. + 295'-3"
- 12'-0"
- 24TH FLOOR  
F.LOS. EL. + 283'-3"
- 11'-0"
- 23RD FLOOR  
F.LOS. EL. + 271'-3"
- 9'-0"
- 22ND FLOOR  
F.LOS. EL. + 259'-3"
- 9'-0"
- 21ST FLOOR  
F.LOS. EL. + 247'-3"
- 9'-0"
- 20TH FLOOR  
F.LOS. EL. + 235'-3"
- 9'-0"
- 19TH FLOOR  
F.LOS. EL. + 223'-3"
- 9'-0"
- 18TH FLOOR  
F.LOS. EL. + 211'-3"
- 9'-0"
- 17TH FLOOR  
F.LOS. EL. + 199'-3"
- 9'-0"
- 16TH FLOOR  
F.LOS. EL. + 187'-3"
- 9'-0"
- 15TH FLOOR  
F.LOS. EL. + 175'-3"
- 9'-0"
- 14TH FLOOR  
F.LOS. EL. + 163'-3"
- 9'-0"
- 13TH FLOOR  
F.LOS. EL. + 151'-3"
- 9'-0"
- 12TH FLOOR  
F.LOS. EL. + 139'-3"
- 9'-0"
- 11TH FLOOR  
F.LOS. EL. + 127'-3"
- 9'-0"
- 10TH FLOOR  
F.LOS. EL. + 115'-3"
- 9'-0"
- 9TH FLOOR  
F.LOS. EL. + 103'-3"
- 9'-0"
- 8TH FLOOR  
F.LOS. EL. + 91'-3"
- 9'-0"
- 7TH FLOOR  
F.LOS. EL. + 79'-3"
- 9'-0"
- 6TH FLOOR  
F.LOS. EL. + 67'-3"
- 9'-0"
- 5TH FLOOR  
F.LOS. EL. + 55'-3"
- 9'-0"
- 4TH FLOOR  
F.LOS. EL. + 43'-3"
- 9'-0"
- 3RD FLOOR  
F.LOS. EL. + 31'-3"
- 9'-0"
- 2ND FLOOR  
F.LOS. EL. + 19'-3"
- 9'-0"
- 1ST FLOOR  
F.LOS. EL. + 7'-3"
- 9'-0"
- 0TH FLOOR  
F.LOS. EL. + 0'-0"



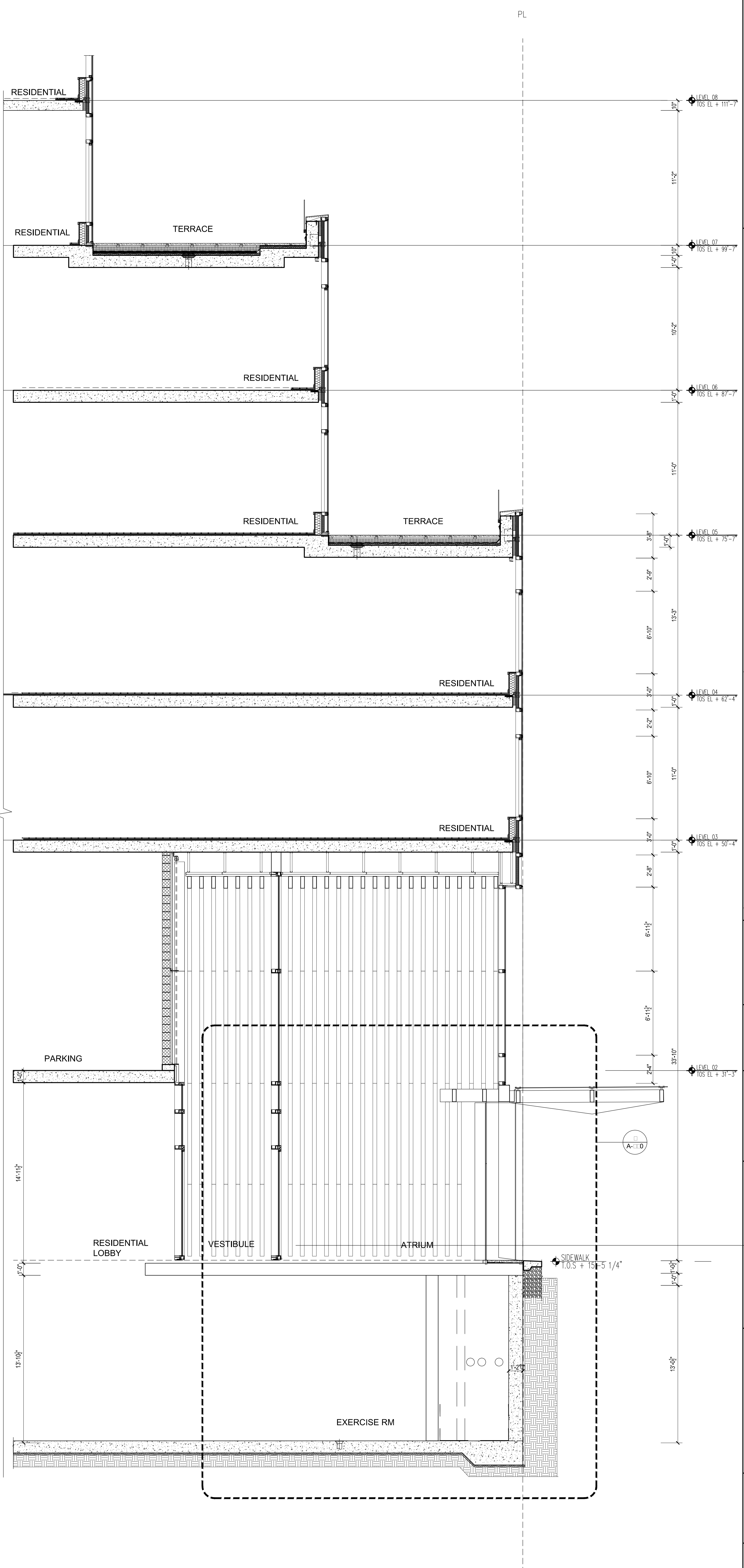
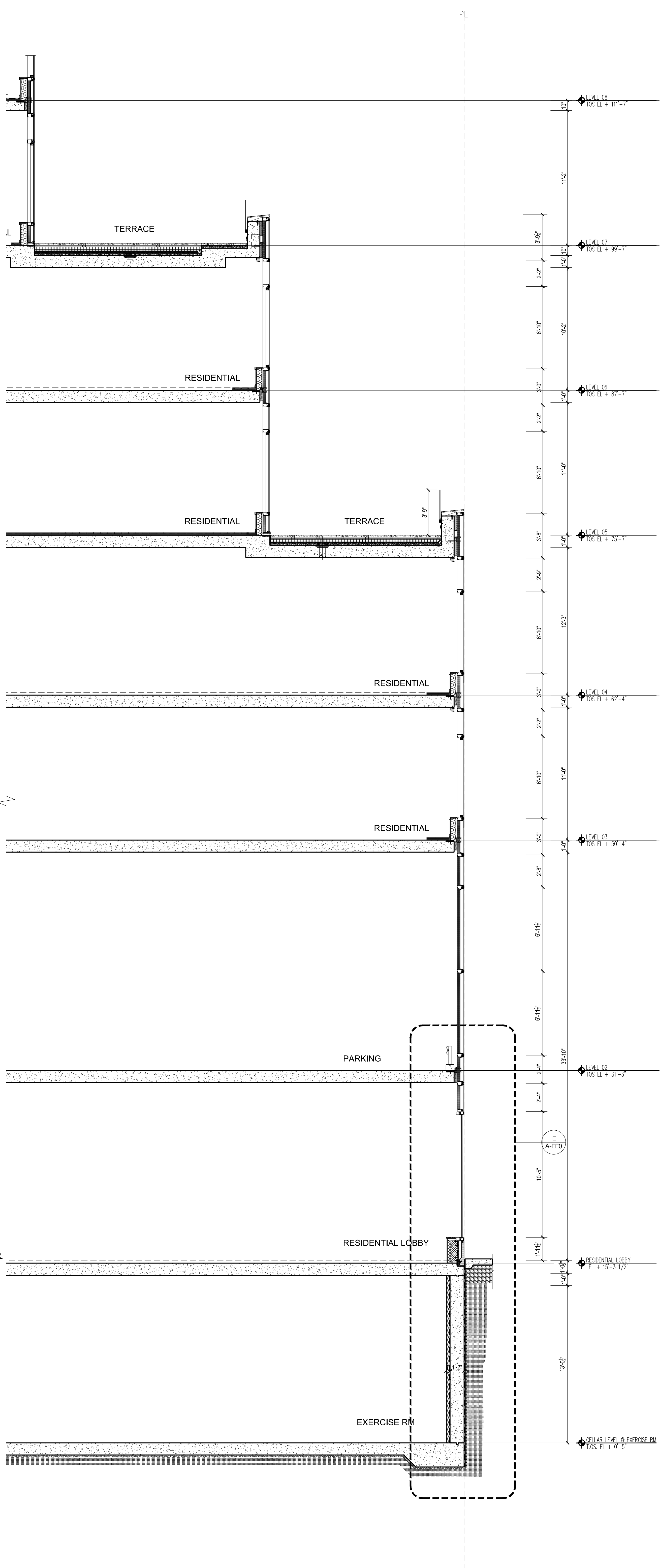
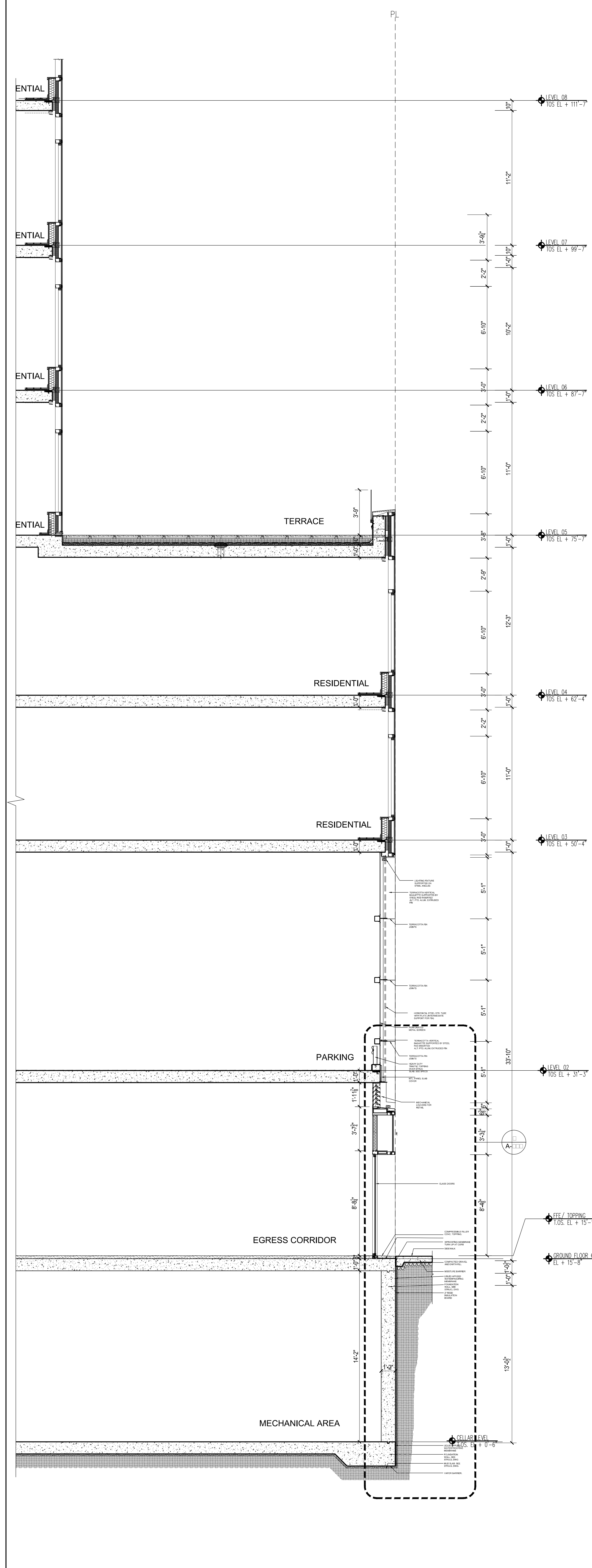
**3 NORTH-SOUTH BULKHEAD SECTION**  
 Scale: 1/8" = 1'-0"



**2 NORTH-SOUTH HIGH-RISE SECTION**  
 Scale: 1/8" = 1'-0"



**1 NORTH-SOUTH MID-RISE SECTION**  
 Scale: 1/8" = 1'-0"



3 WALL SECTION @ SOUTH EGRESS CORRIDOR  
Scale: 1/4"=1'-0"

2 WALL SECTION @ SOUTH RESIDENTIAL LOBBY/ STOREFRONT  
Scale: 1/4"=1'-0"

1 WALL SECTION @ SOUTH RESIDENTIAL ENTRY  
Scale: 1/4"=1'-0"

NOTES:

NOT FOR CONSTRUCTION

| Number     | Date                        | Revision |
|------------|-----------------------------|----------|
| 03/10/2017 | ISSUED FOR DOB              |          |
| 03/16/2017 | ISSUED FOR DOB              |          |
| 02/14/2017 | ISSUED FOR DOB              |          |
| 01/27/2017 | ISSUED FOR DOB              |          |
| 01/25/2017 | SUBSTRUCTURE SET            |          |
| 01/25/2017 | ISSUED FOR DOB              |          |
| 11/17/2016 | PACK & PRINTING SET         |          |
| 11/11/2016 | 100% DEVELOPMENT REVIEW SET |          |
| 10/22/2016 | ISSUED FOR DOB              |          |
| 04/08/2016 | FOUNDATION LOG SET          |          |
| 02/15/2016 | DOB PLUMB SET               |          |

Project:  
**City View Tower at Court Square**  
23-15 44th Drive  
Long Island City, NY 11101

Client:  
**Cityview Tower LLC**  
112-15 NORTHERN BLVD, CF-2  
CORONA, NY 11368  
(718) 321-8652

Architect:  
**HILL | WEST**  
ARCHITECTS  
11 BROADWAY  
17TH FLOOR  
NEW YORK, NY 10004  
T. 212 213 8007

Consultant:  
**DESIMONE CONSULTING ENGINEERS**  
140 Broadway 25th Floor  
New York, NY, 10005  
(212) 532-2211

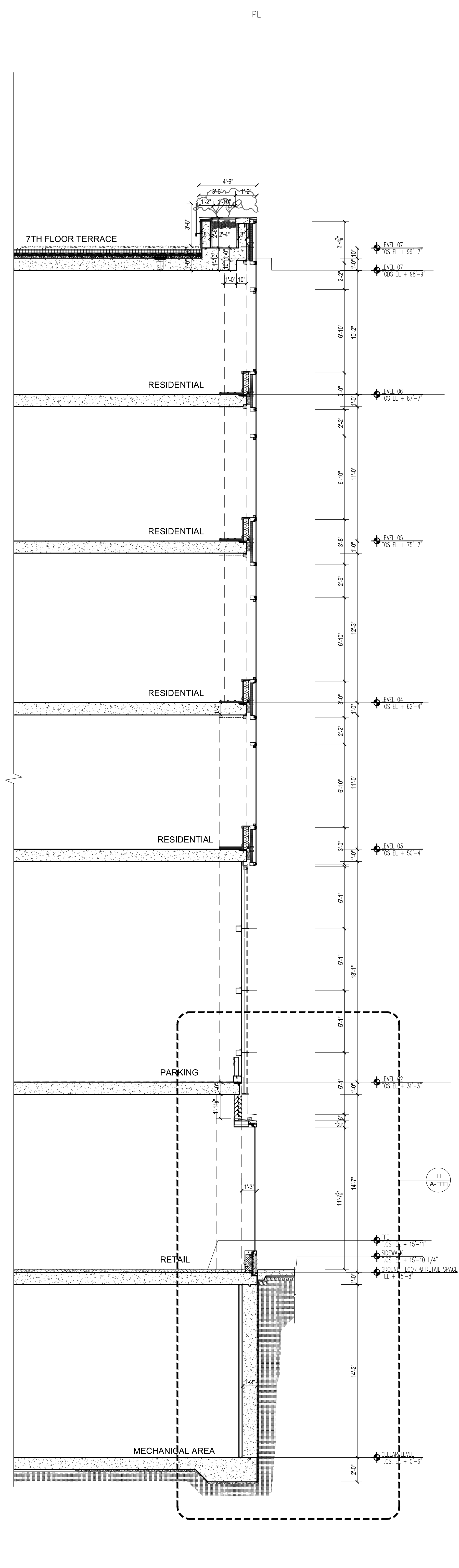
**Cosentini Associates**  
Two Pennsylvania Plaza, 3rd FL.  
New York, NY 10121  
(212) 615-3600

**Whitehall**  
11 Broadway, 17th Floor  
New York, NY 10004  
(212) 908-4940

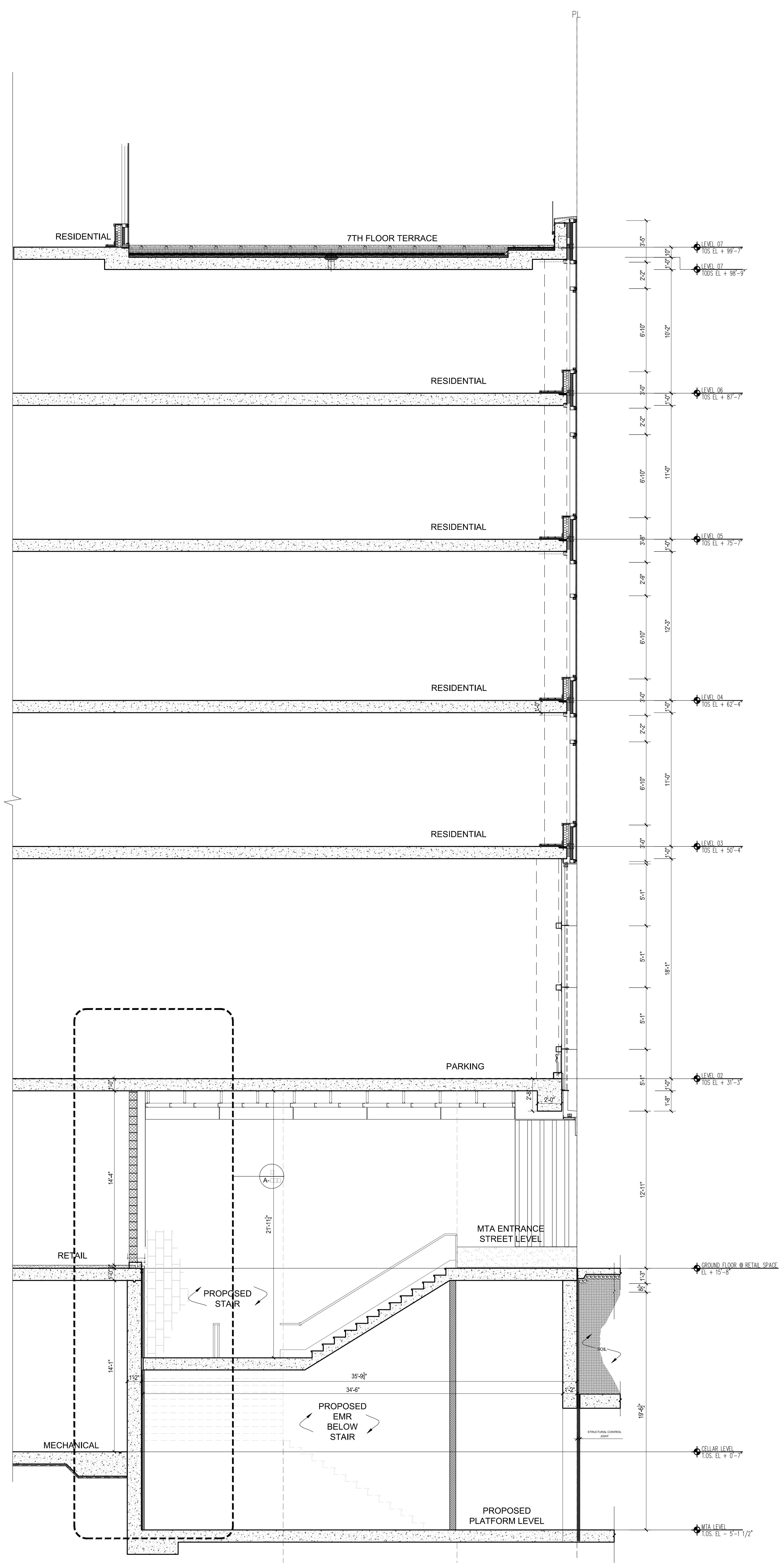
DOB STAMPS & SIGNATURES:

DWG TITLE:  
BASE BUILDING WALL SECTIONS

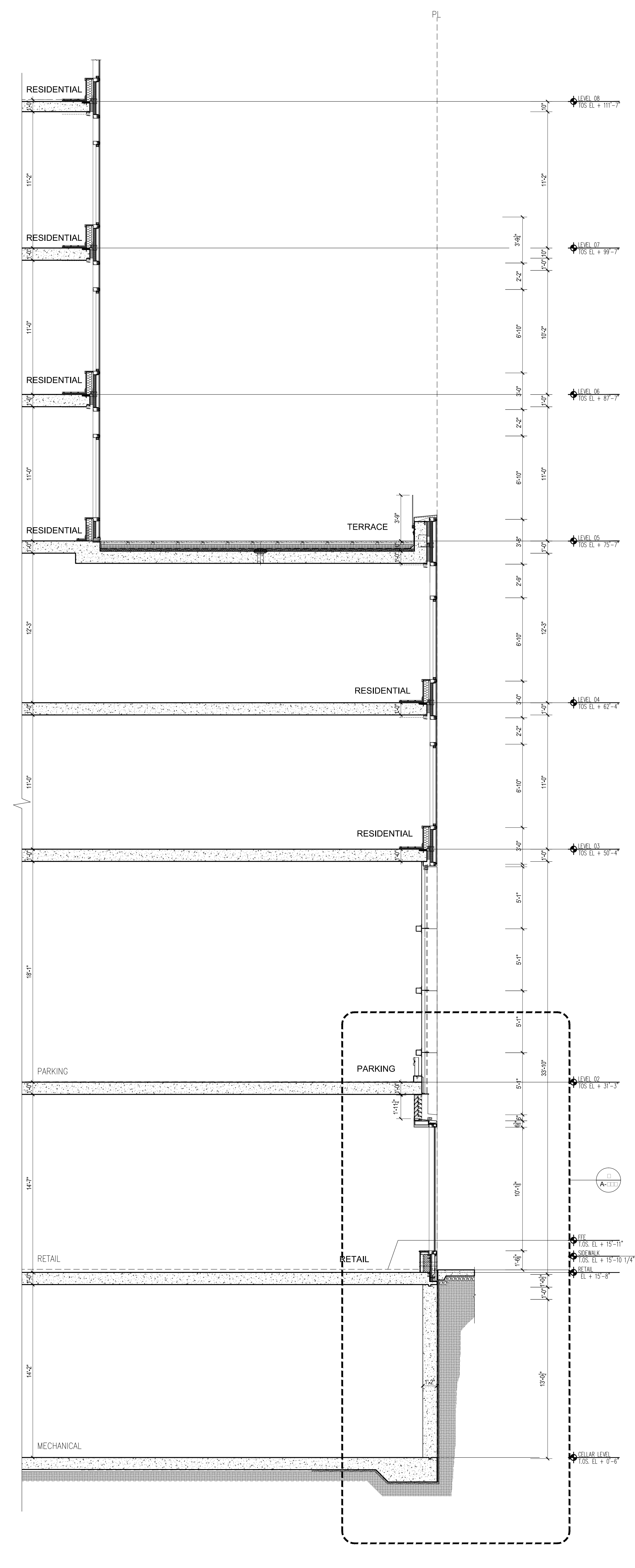
|                      |                   |
|----------------------|-------------------|
| SEAL & SIGNATURE:    | DATE: 01/18/2017  |
| REGISTERED ARCHITECT | PROJECT #: 15412  |
| SCALE: AS NOTED      | SCALE: AS NOTED   |
| <b>A-320.00</b>      | DWG NO. 049 OF 58 |



**3 WALL SECTION @ SOUTH STOREFRONT**  
Scale: 1/4"=1'-0"



**2 WALL SECTION @ MTA**  
Scale: 1/4"=1'-0"



**1 WALL SECTION @ SOUTH RETAIL ENTRY**  
Scale: 1/4"=1'-0"

**NOTES:**

- 03/10/2017 ISSUED FOR DOB
- 03/16/2017 ISSUED FOR DOB
- 02/14/2017 ISSUED FOR DOB
- 01/27/2017 SUPERSTRUCTURE SET
- 01/25/2017 ISSUED FOR DOB
- 11/17/2016 FACILITY PAVING SET
- 11/11/2016 100% DEVELOPMENT/PROJ SET
- 10/12/2016 ISSUED FOR DOB
- 04/08/2016 FOUNDATION/PROJ SET
- 02/15/2016 DOB PILING SET

Number: \_\_\_\_\_ Date: \_\_\_\_\_ Revision: \_\_\_\_\_

**Project:**  
**City View Tower at Court Square**  
23-15 44th Drive  
Long Island City, NY 11101

**Client:**  
**Cityview Tower LLC**  
112-15 NORTHERN BLVD, CF-2  
CORONA, NY 11368  
(718) 321-8652

**Architect:**  
**HILL | WEST**  
ARCHITECTS  
11 BROADWAY  
17TH FLOOR  
NEW YORK, NY 10004  
T. 212 213 8007

**Consultant:**  
**DESIMONE CONSULTING ENGINEERS**  
140 Broadway 25th Floor  
New York, NY, 10005  
(212) 532-2211

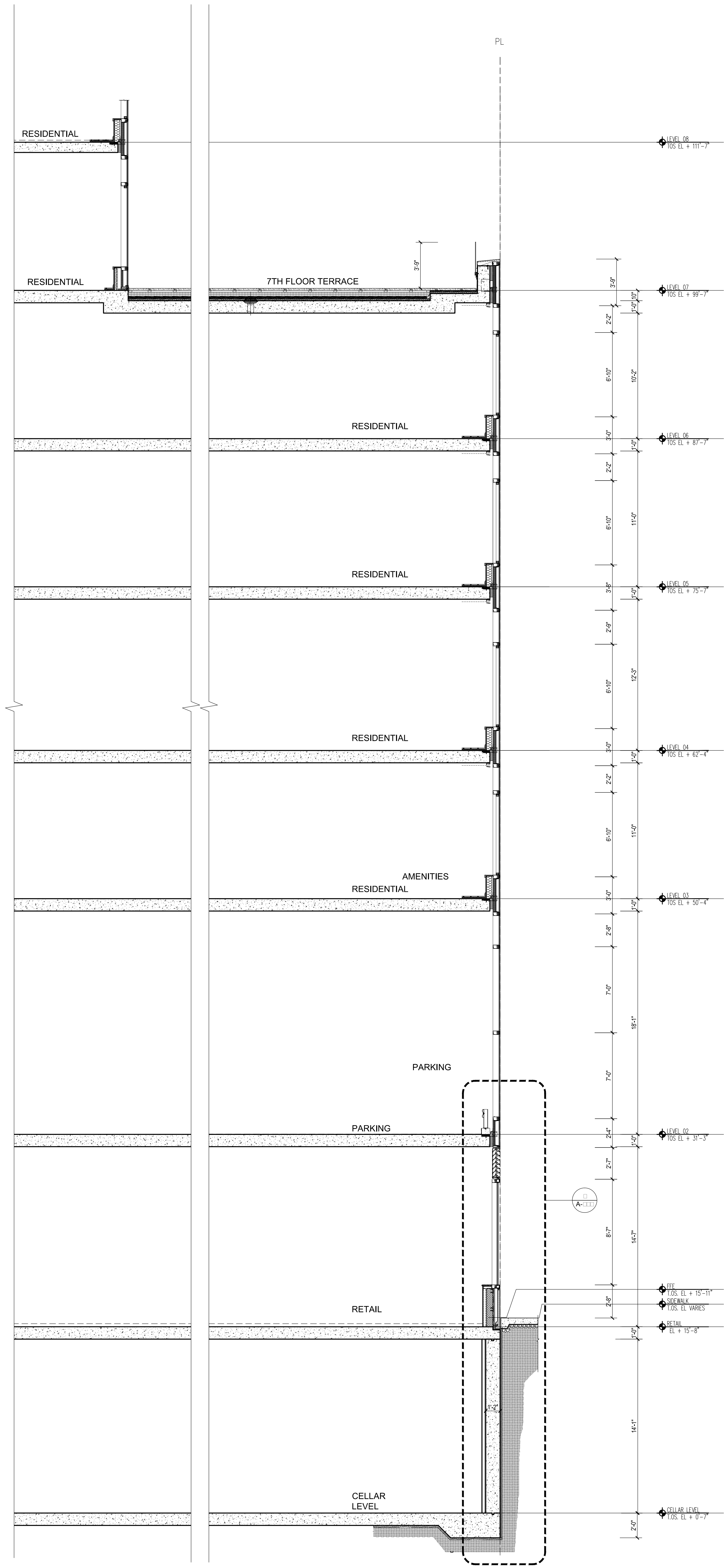
**Cosentini Associates**  
Two Pennsylvania Plaza, 3rd Fl.  
New York, NY 10121  
(212) 615-3600

**Whitehall**  
11 Broadway, 17th Floor  
New York, NY 10004  
(212) 908-4940

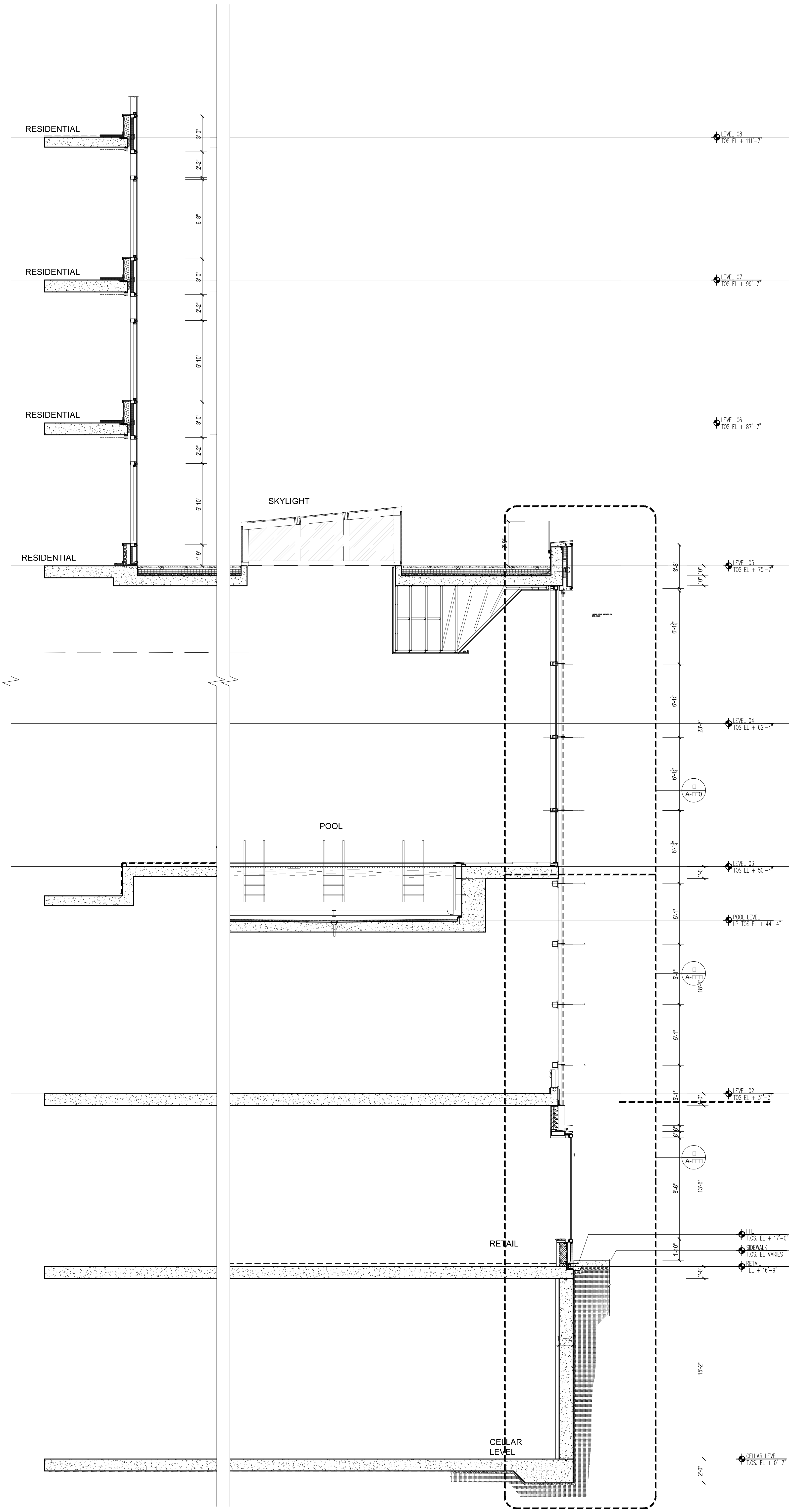
DOB STAMPS & SIGNATURES:

DWG TITLE:  
BASE BUILDING WALL SECTIONS

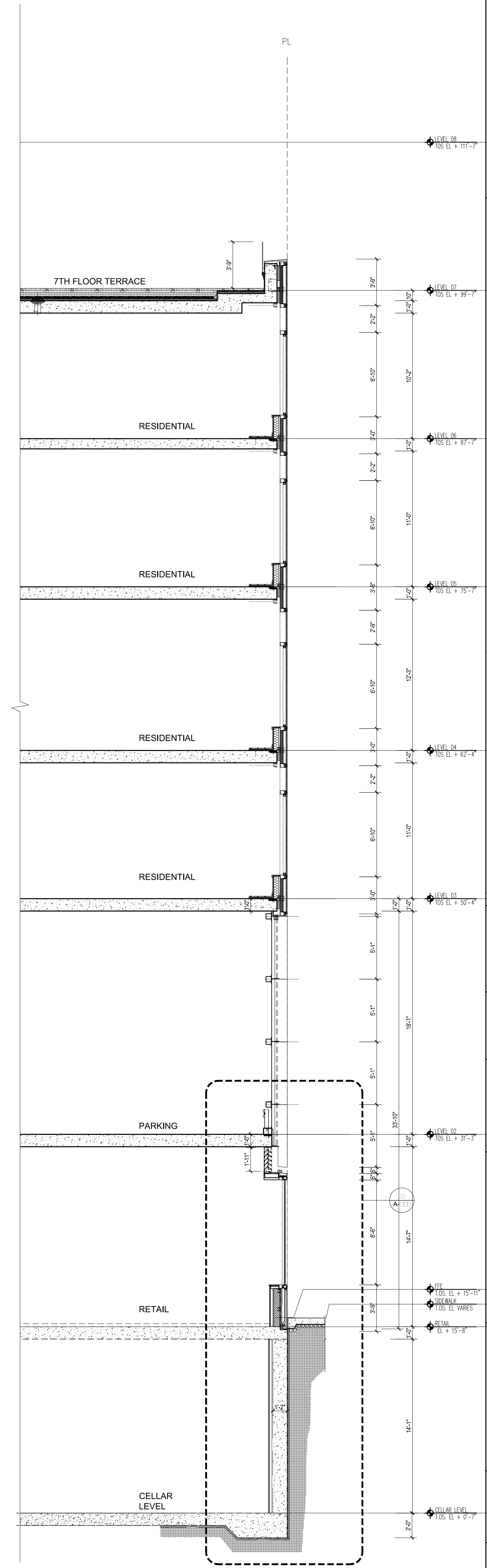
|                         |                  |
|-------------------------|------------------|
| SEAL & SIGNATURE:       | DATE: 01/18/2017 |
| PROJECT #:              | 15412            |
| SCALE:                  | AS NOTED         |
| DWG NO. <b>A-321.00</b> |                  |



3 WALL SECTION @ WEST STOREFRONT ENTRY  
Scale: 1/4"=1'-0"



2 WALL SECTION @ WEST STOREFRONT AND POOL  
Scale: 1/4"=1'-0"



1 WALL SECTION @ WEST STOREFRONT  
Scale: 1/4"=1'-0"

NOTES:

NOT FOR CONSTRUCTION

| Number     | Date                        | Revision |
|------------|-----------------------------|----------|
| 03/10/2017 | ISSUED FOR DOB              |          |
| 03/16/2017 | ISSUED FOR DOB              |          |
| 02/14/2017 | ISSUED FOR DOB              |          |
| 01/27/2017 | ISSUED FOR DOB              |          |
| 01/25/2017 | SUBSTRUCTURE SET            |          |
| 01/25/2017 | ISSUED FOR DOB              |          |
| 11/17/2016 | PACKING, PILING SET         |          |
| 11/10/2016 | 100% DEVELOPMENT REVIEW SET |          |
| 10/12/2016 | ISSUED FOR DOB              |          |
| 04/08/2016 | FOUNDATION LOG SET          |          |
| 02/15/2016 | DOB PLUMB SET               |          |

Project:  
**City View Tower at Court Square**  
23-15 44th Drive  
Long Island City, NY 11101

Client:  
**Cityview Tower LLC**  
112-15 NORTHERN BLVD, CF-2  
CORONA, NY 11368  
(718) 321-8652

Architect:  
**HILL | WEST**  
ARCHITECTS  
11 BROADWAY  
17TH FLOOR  
NEW YORK, NY 10004  
T. 212 213 8007

Consultant:  
**DESIMONE CONSULTING ENGINEERS**  
140 Broadway 25th Floor  
New York, NY, 10005  
(212) 532-2211

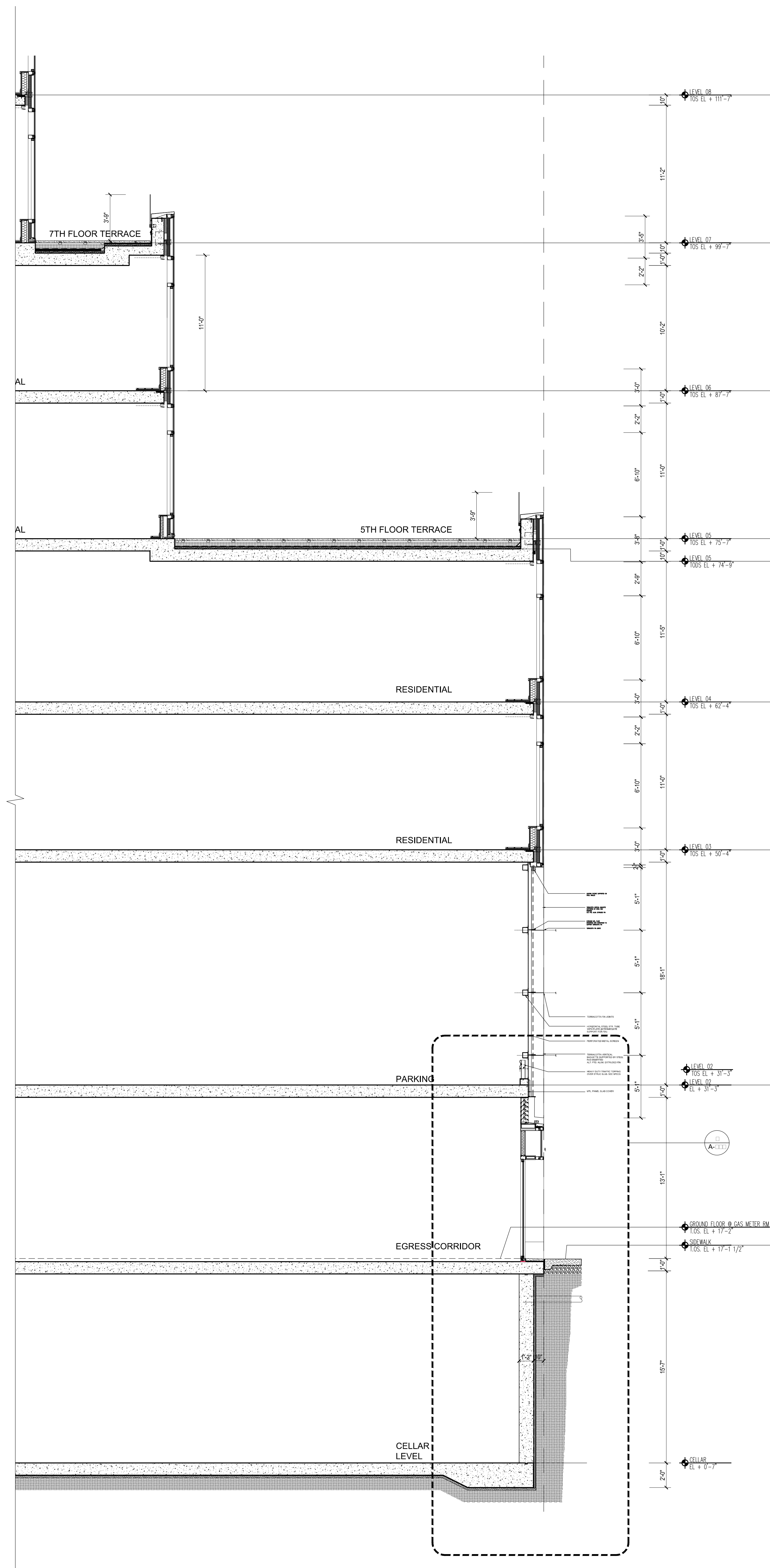
**Cosentini Associates**  
Two Pennsylvania Plaza, 3rd FL.  
New York, NY 10121  
(212) 615-3600

**Whitehall**  
11 Broadway, 17th Floor  
New York, NY 10004  
(212) 908-4940

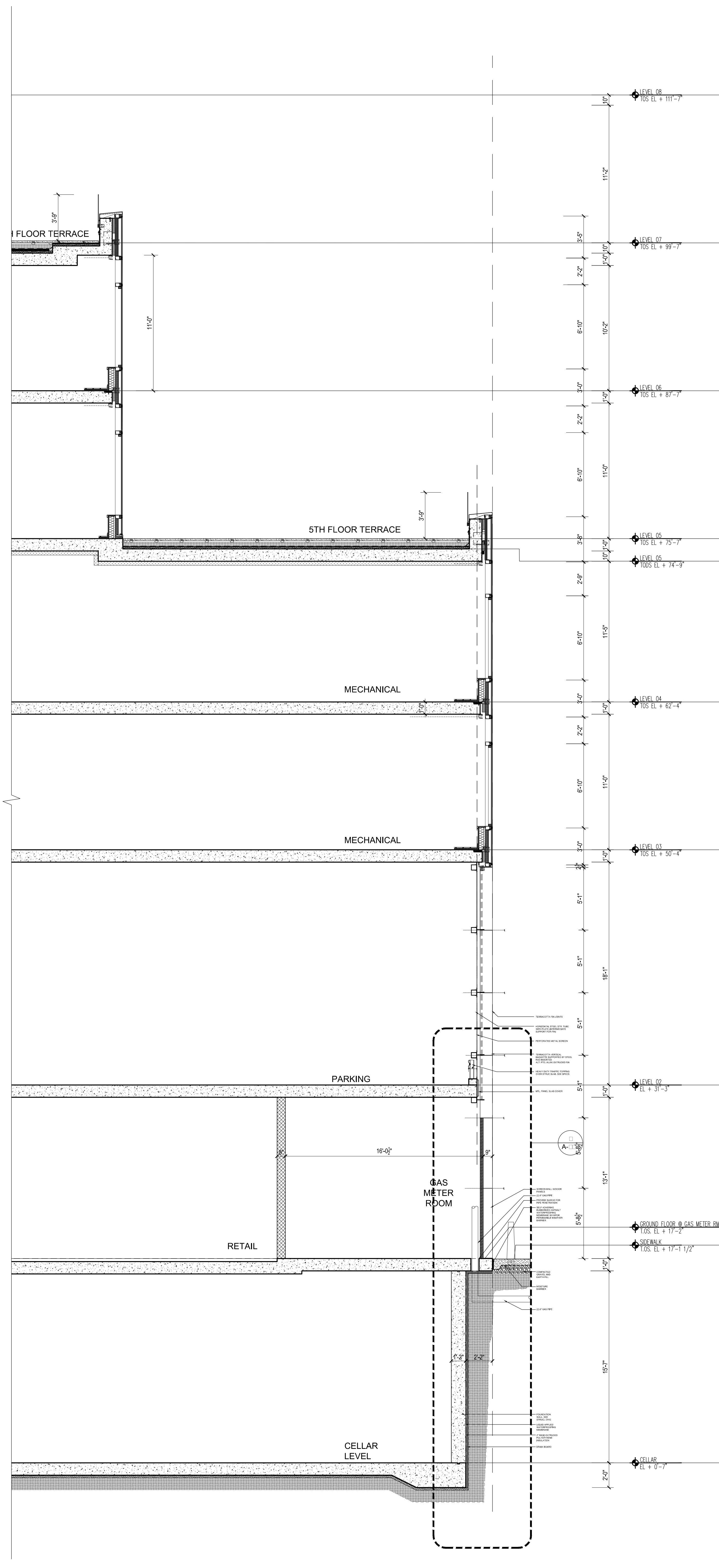
DOB STAMPS & SIGNATURES:

DWG TITLE:  
BASE BUILDING WALL SECTIONS

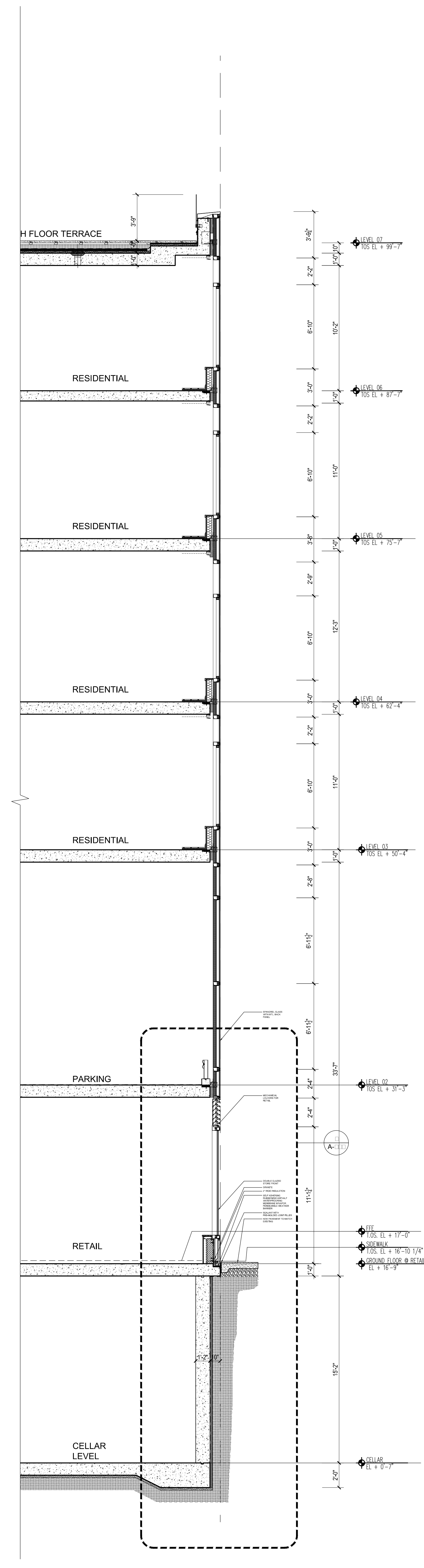
|                   |                  |
|-------------------|------------------|
| SEAL & SIGNATURE: | DATE: 01/18/2017 |
|                   | PROJECT #: 15412 |
|                   | SCALE: AS NOTED  |
|                   | DWG NO. A-322.00 |



3 WALL SECTION @ NORTH RESIDENTIAL  
Scale: 1/4"=1'-0"



2 WALL SECTION @ GAS METER ROOM  
Scale: 1/4"=1'-0"



1 WALL SECTION @ NORTH STOREFRONT  
Scale: 1/4"=1'-0"

NOTES:

NOT FOR CONSTRUCTION

| Number     | Date                        | Revision |
|------------|-----------------------------|----------|
| 03/10/2017 | ISSUED FOR DOB              |          |
| 03/16/2017 | ISSUED FOR DOB              |          |
| 02/14/2017 | ISSUED FOR DOB              |          |
| 01/22/2017 | SUPERSUBSTRUCTURE SET       |          |
| 01/25/2017 | ISSUED FOR DOB              |          |
| 11/17/2016 | PACKING, PILING SET         |          |
| 11/11/2016 | 100% DEVELOPMENT REVIEW SET |          |
| 10/12/2016 | ISSUED FOR DOB              |          |
| 04/08/2016 | FOUNDATION BRG. SET         |          |
| 02/15/2016 | DOB PLUMBING SET            |          |

Project:  
**City View Tower at Court Square**  
23-15 44th Drive  
Long Island City, NY 11101

Client:  
**Cityview Tower LLC**  
112-15 NORTHERN BLVD, CF-2  
CORONA, NY 11368  
(718) 321-8652

Architect:  
**HILL | WEST**  
ARCHITECTS  
11 BROADWAY  
17TH FLOOR  
NEW YORK, NY 10004  
T. 212 213 8007

Consultant:  
**DESIMONE CONSULTING ENGINEERS**  
140 Broadway, 25th Floor  
New York, NY, 10005  
(212) 532-2211

**Cosentini Associates**  
Two Pennsylvania Plaza, 3rd FL.  
New York, NY 10121  
(212) 615-3600

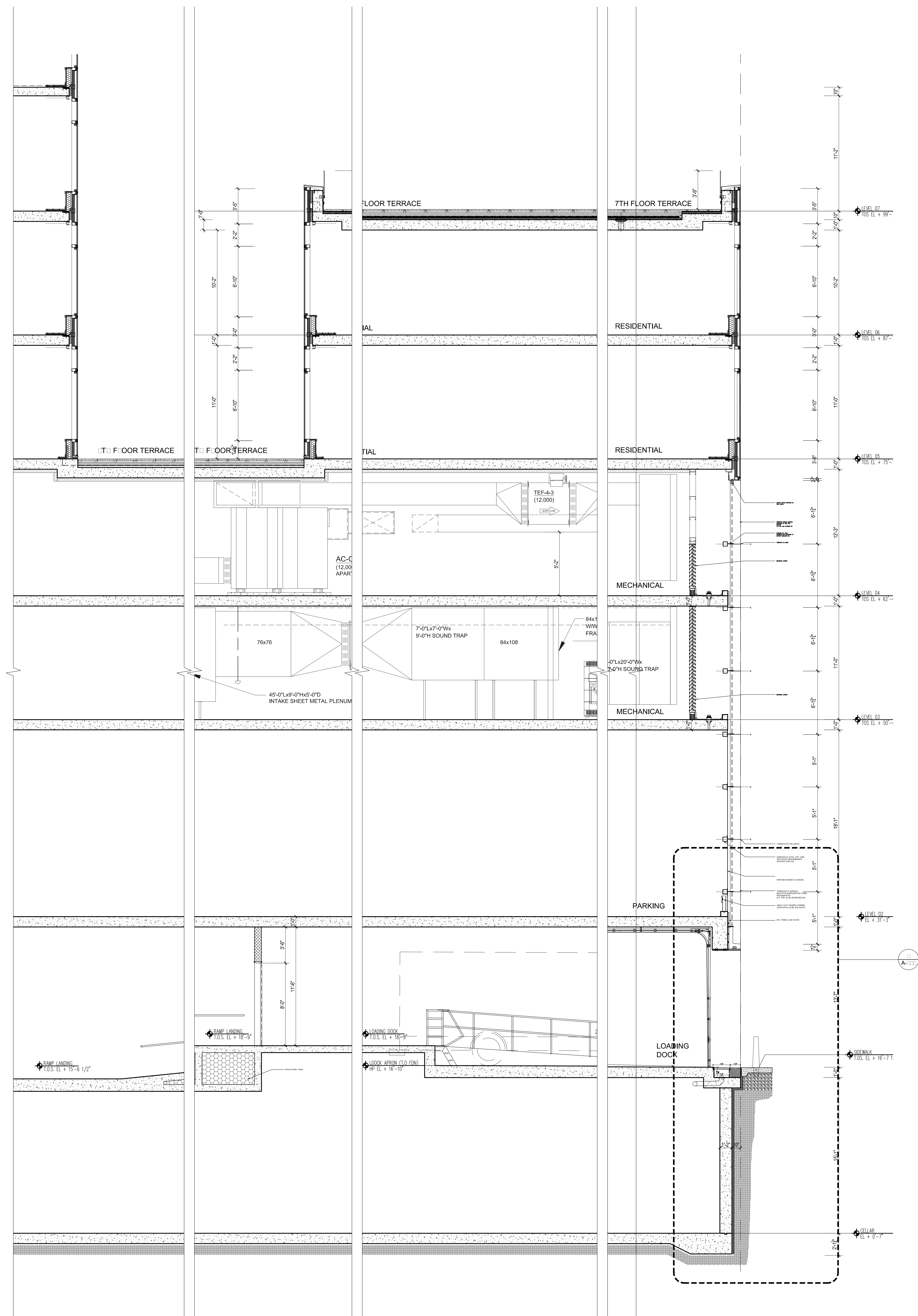
**Whitehall**  
11 Broadway, 17th Floor  
New York, NY 10004  
(212) 908-4940

DOB STAMPS & SIGNATURES:

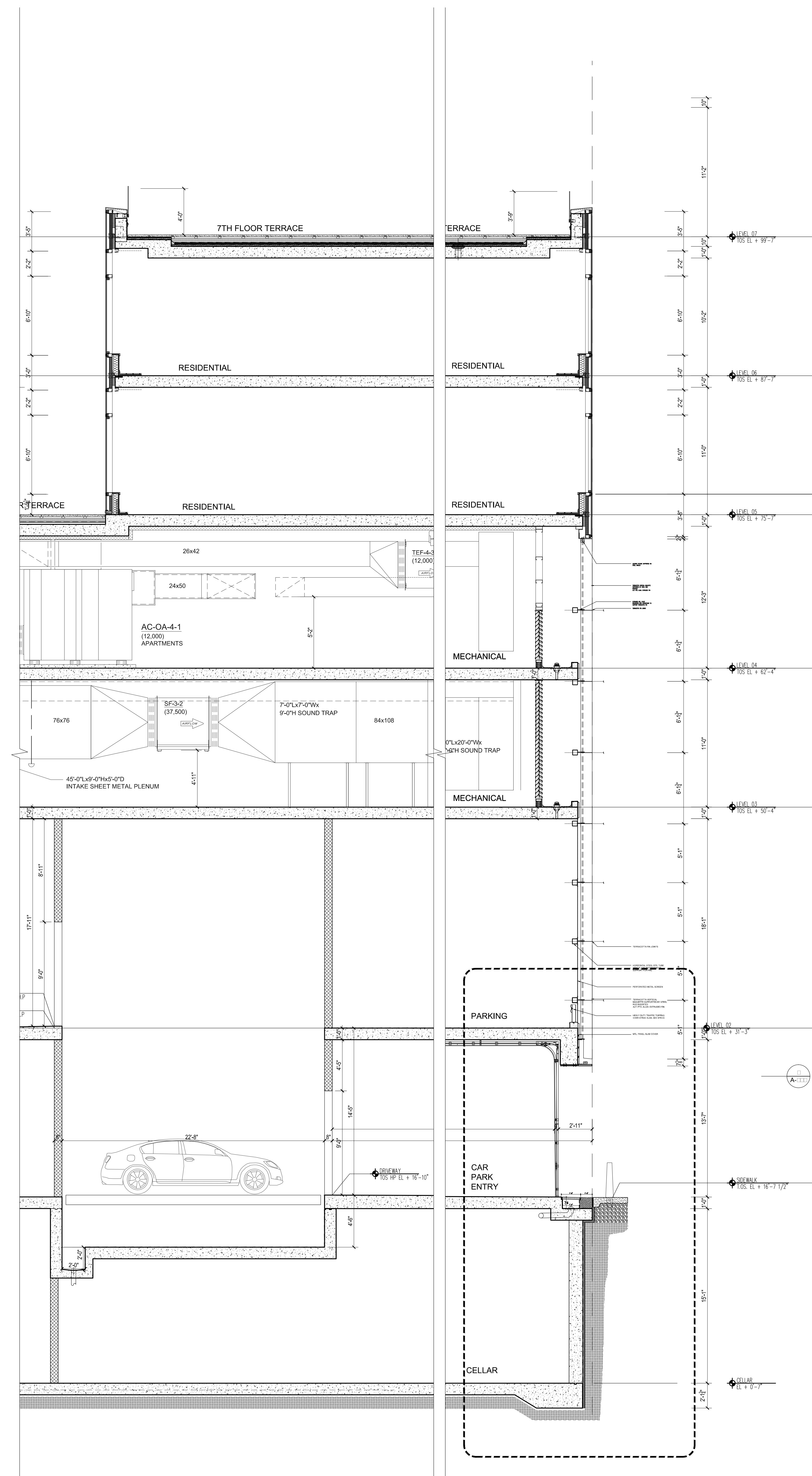
DWG TITLE:  
BASE BUILDING WALL SECTIONS

|                   |                         |
|-------------------|-------------------------|
| SEAL & SIGNATURE: | DATE: 01/18/2017        |
|                   | PROJECT #: 15412        |
|                   | SCALE: AS NOTED         |
|                   | DWG NO. <b>A-323.00</b> |





2 WALL SECTION @ LOADING DOCK  
Scale: 1/4"=1'-0"



1 WALL SECTION @ CAR PARKING AND LIFT  
Scale: 1/4"=1'-0"

NOTES:

NOT FOR CONSTRUCTION

| Date       | Revision              |
|------------|-----------------------|
| 09/08/2017 | ISSUED FOR DOB        |
| 03/01/2017 | ISSUED FOR DOB        |
| 02/04/2017 | ISSUED FOR DOB        |
| 01/07/2017 | SUBSTRUCTURE SET      |
| 01/03/2017 | ISSUED FOR DOB        |
| 11/17/2016 | FRAME FINISH SET      |
| 10/19/2016 | 100% CONSTRUCTION SET |
| 10/12/2016 | ISSUED FOR DOB        |
| 04/08/2016 | FOUNDATION SET        |
| 02/05/2016 | DOB FILING SET        |

Project:  
**City View Tower at Court Square**  
23-15 44th Drive  
Long Island City, NY 11101

Client:  
**Cityview Tower LLC**  
112-15 NORTHERN BLVD, CF-2  
CORONA, NY 11368  
(718) 321-8652

Architect:  
**HILL | WEST**  
ARCHITECTS  
11 BROADWAY  
17TH FLOOR  
NEW YORK, NY 10004  
T. 212 213 8007

Consultant:  
**DESIMONE CONSULTING ENGINEERS**  
140 Broadway 25th Floor  
New York, NY 10005  
(212) 532-2211

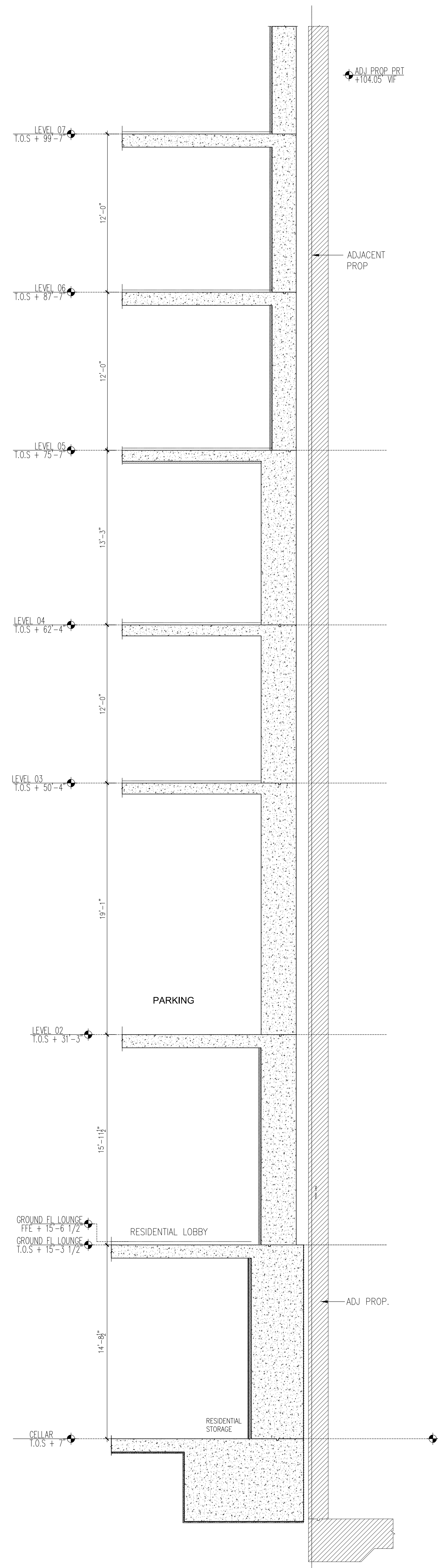
**Cosentini Associates**  
Two Pennsylvania Plaza, 3rd FL.  
New York, NY 10121  
(212) 615-3600

**Whitehall**  
11 Broadway, 17th Floor  
New York, NY 10004  
(212) 908-4940

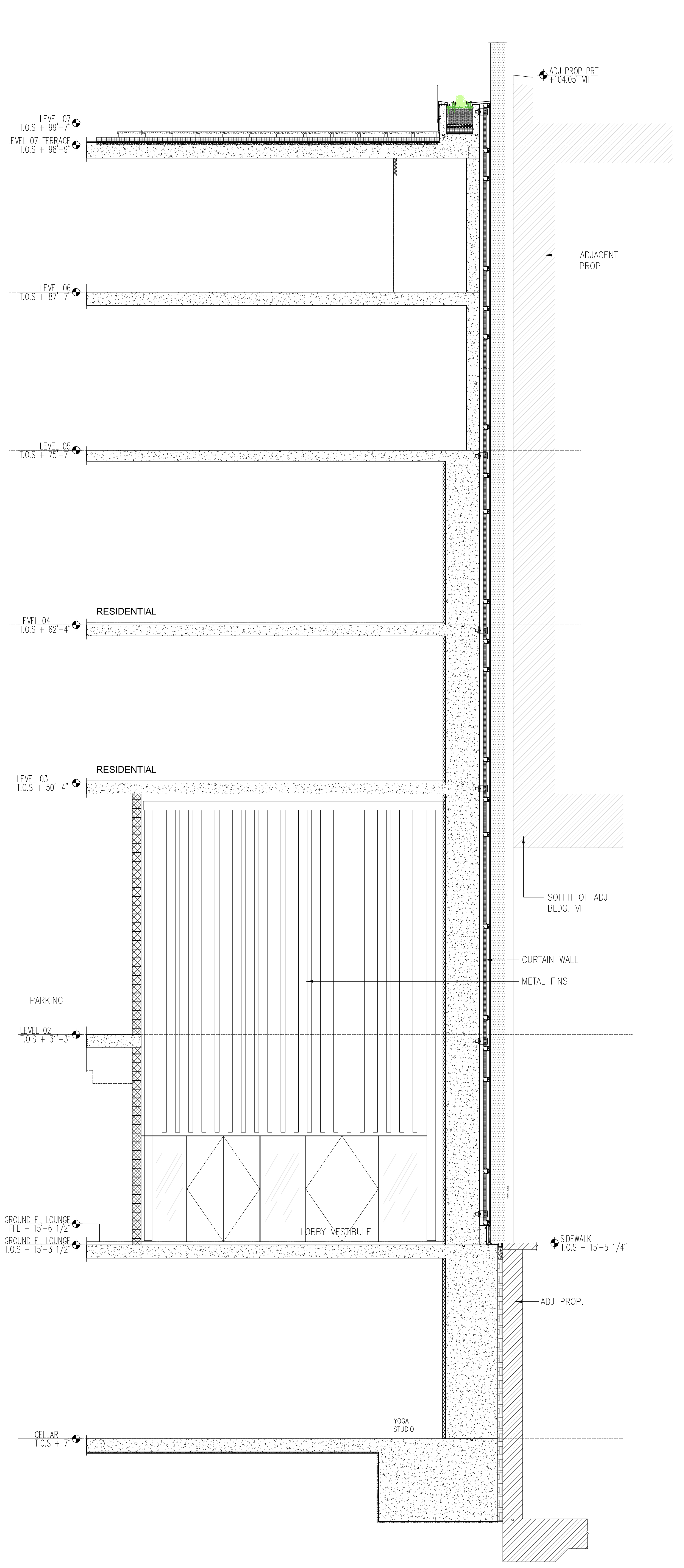
DOB STAMPS & SIGNATURES:

DWG TITLE:  
BASE BUILDING WALL SECTIONS

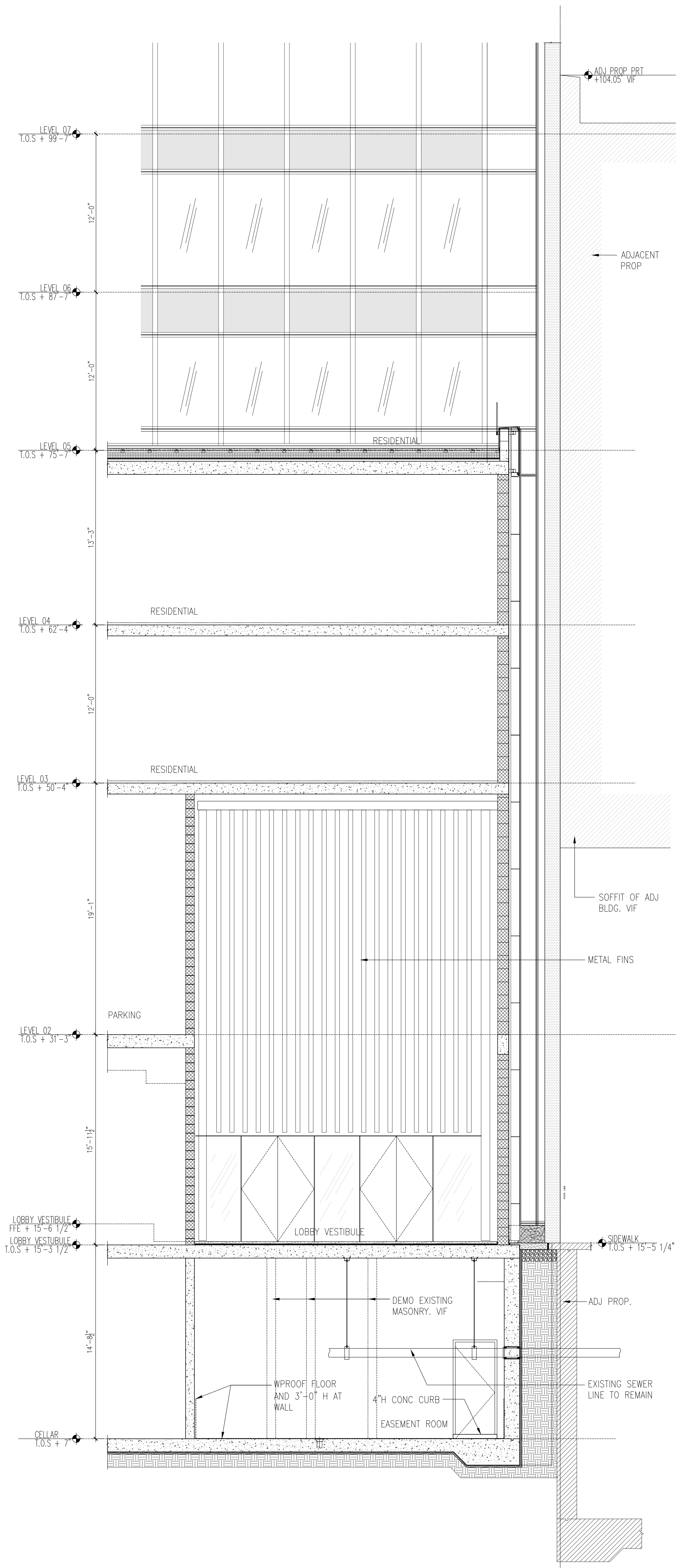
|                       |                     |
|-----------------------|---------------------|
| SEAL & SIGNATURE:<br> | DATE:<br>01/18/2017 |
| PROJECT #:<br>15412   | SCALE:<br>AS NOTED  |
| <b>A-324.00</b>       |                     |
| DWG. NO.              |                     |



**3** WALL SECTION @ EAST WALL  
Scale: 1/4"=1'-0"



**2** WALL SECTION @ EAST WALL  
Scale: 1/4"=1'-0"



**1** WALL SECTION @ EAST WALL  
Scale: 1/4"=1'-0"

**NOTES:**

NOT FOR CONSTRUCTION

| Date       | Revision             |
|------------|----------------------|
| 09/08/2017 | ISSUED FOR DOB       |
| 03/01/2017 | ISSUED FOR DOB       |
| 02/04/2017 | ISSUED FOR DOB       |
| 01/02/2017 | SUPERSTRUCTURE SET   |
| 01/02/2017 | ISSUED FOR DOB       |
| 11/17/2016 | FACE FINISH SET      |
| 10/11/2016 | 100% DEVELOPMENT SET |
| 10/12/2016 | ISSUED FOR DOB       |
| 04/08/2016 | FOUNDATION SET       |
| 02/05/2016 | DOB FILING SET       |

Project:  
**City View Tower at Court Square**  
23-15 44th Drive  
Long Island City, NY 11101

Client:  
**Cityview Tower LLC**  
112-15 NORTHERN BLVD, CF-2  
CORONA, NY 11368  
(718) 321-8652

Architect:  
**HILL | WEST**  
ARCHITECTS  
11 BROADWAY  
17TH FLOOR  
NEW YORK, NY 10004  
T. 212 213 8007

Consultant:  
**DESIMONE CONSULTING ENGINEERS**  
140 Broadway 25th Floor  
New York, NY 10005  
(212) 532-2211

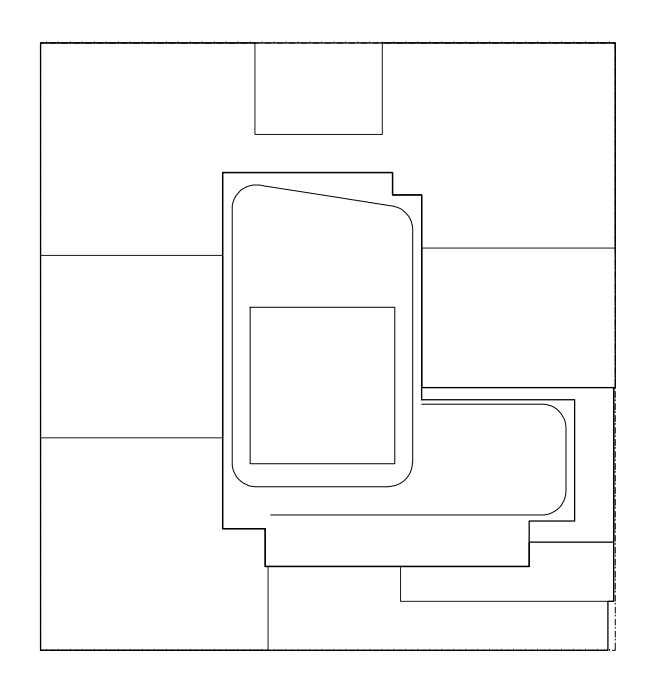
**Cosentini Associates**  
Two Pennsylvania Plaza, 3rd FL.  
New York, NY 10121  
(212) 615-3600

**Whitehall**  
11 Broadway, 17th Floor  
New York, NY 10004  
(212) 908-4940

DOB STAMPS & SIGNATURES:

DWG TITLE:  
BASE BUILDING WALL SECTIONS

|                  |                  |
|------------------|------------------|
| SEAL & SIGNATURE | DATE: 01/18/2017 |
| PROJECT #        | 15512            |
| SCALE            | AS NOTED         |
| <b>A-325.00</b>  | DWG NO.          |
|                  | 049 OF 58        |



**KEY PLAN**

**NOTES:**

**NOT FOR CONSTRUCTION**

| Number     | Date       | Revision               |
|------------|------------|------------------------|
| 03/10/2017 | 03/10/2017 | ISSUED FOR DOB         |
| 03/16/2017 | 03/16/2017 | ISSUED FOR DOB         |
| 02/14/2017 | 02/14/2017 | ISSUED FOR DOB         |
| 01/27/2017 | 01/27/2017 | SUBSTRUCTURE SET       |
| 01/25/2017 | 01/25/2017 | ISSUED FOR DOB         |
| 11/17/2016 | 11/17/2016 | PACK & PRINTING SET    |
| 11/10/2016 | 11/10/2016 | 100% DOCUMENTATION SET |
| 10/22/2016 | 10/22/2016 | ISSUED FOR DOB         |
| 02/05/2016 | 02/05/2016 | DOB PLUMB SET          |

Number: \_\_\_\_\_ Date: \_\_\_\_\_ Revision: \_\_\_\_\_

**Project:**  
**City View Tower at Court Square**  
 23-15 44th Drive  
 Long Island City, NY 11101

**Client:**  
**Cityview Tower LLC**  
 112-15 NORTHERN BLVD, CF-2  
 CORONA, NY 11368  
 (718) 321-8652

**Architect:**  
**HILL | WEST**  
 ARCHITECTS  
 11 BROADWAY  
 17TH FLOOR  
 NEW YORK, NY 10004  
 T. 212 213 8007

**Consultant:**  
**DESIMONE CONSULTING ENGINEERS**  
 140 Broadway 25th Floor  
 New York, NY, 10005  
 (212) 532-2211

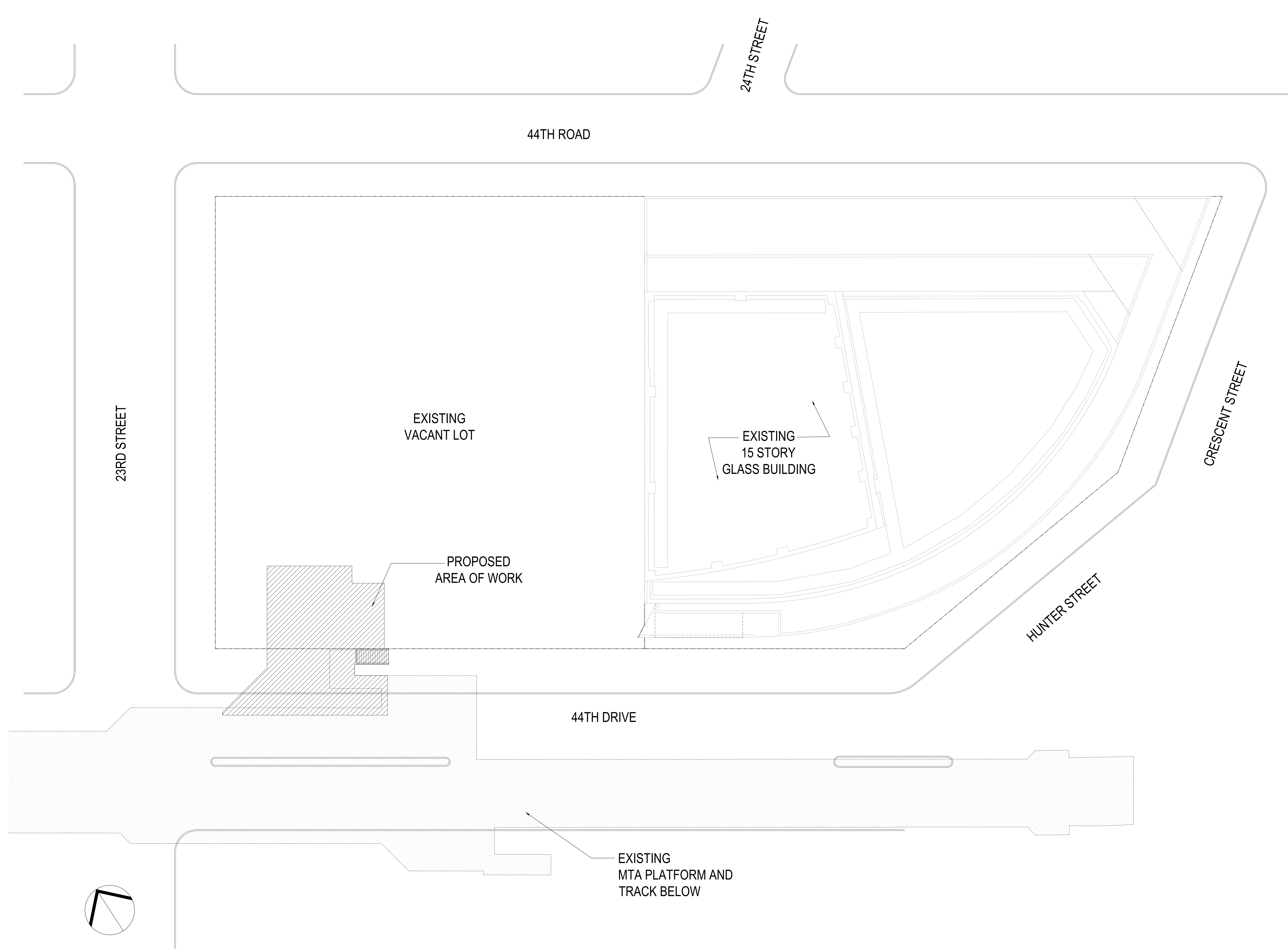
**Cosentini Associates**  
 Two Pennsylvania Plaza, 3rd Fl.,  
 New York, NY 10121  
 (212) 615-3600

**Whitehall**  
 11 Broadway, 17th Floor  
 New York, NY 10004  
 (212) 908-4940

DOB STAMPS & SIGNATURES:

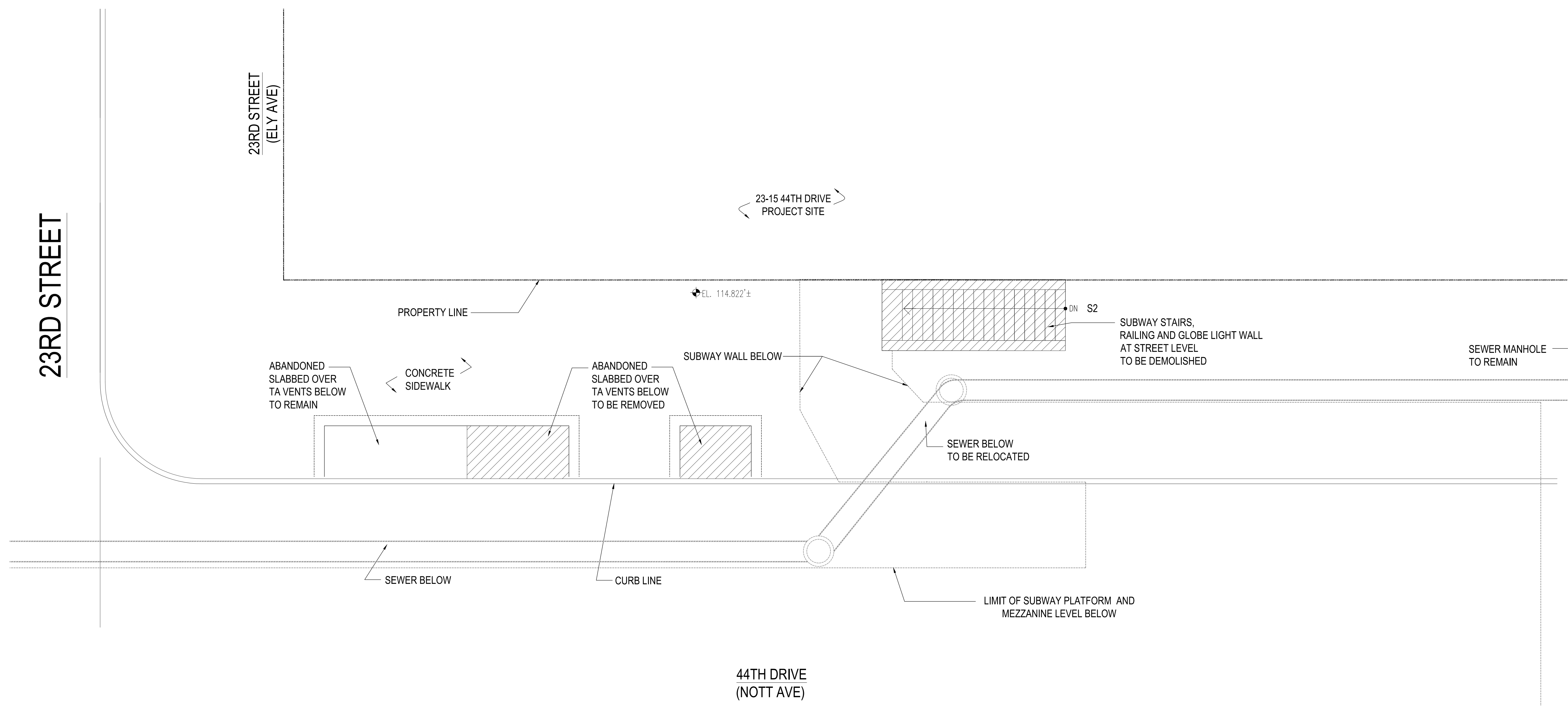
DWG TITLE:  
**SITE PLAN**  
**PROPOSED MTA ENTRANCE**

SEAL & SIGNATURE: \_\_\_\_\_ DATE: 01/18/2017  
 PROJECT #: 15412  
 SCALE: AS NOTED  
**A-350.00**  
 DWG NO. \_\_\_\_\_ OF 58

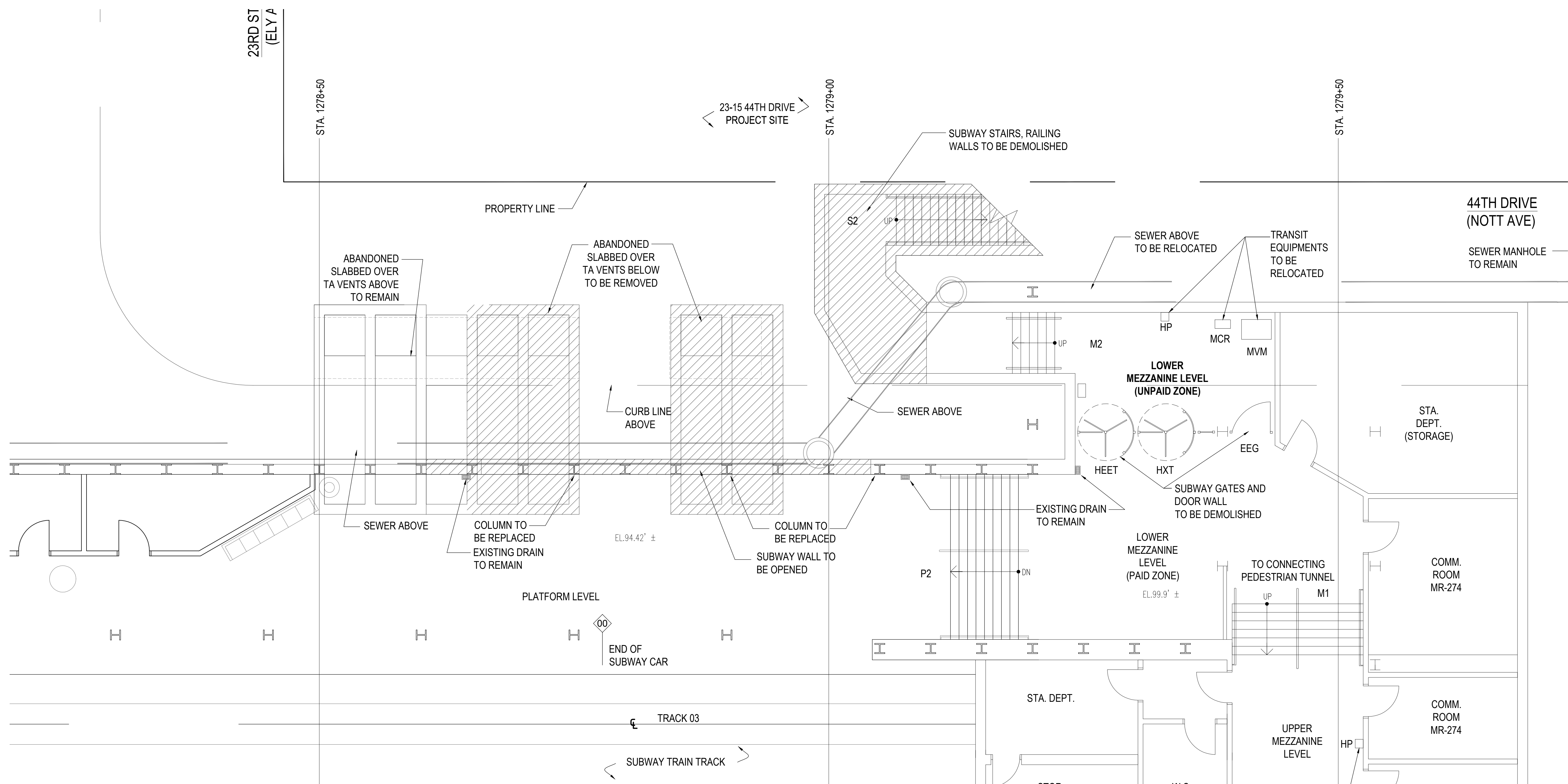


**1 SITE PLAN**

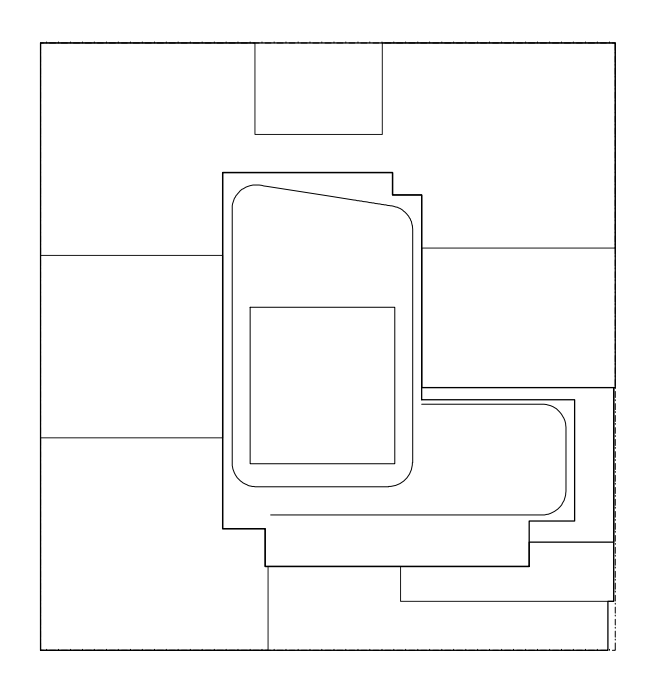
NTS



**1 EXISTING STREET LEVEL**  
Scale: 3/16"=1'



**2 EXISTING MEZZANINE LEVEL**  
Scale: 3/16"=1'



**KEY PLAN**

**NOTES:**

**NOT FOR CONSTRUCTION**

| Number     | Date                         | Revision |
|------------|------------------------------|----------|
| 03/10/2017 | ISSUED FOR DOB               |          |
| 03/16/2017 | ISSUED FOR DOB               |          |
| 02/14/2017 | ISSUED FOR DOB               |          |
| 01/27/2017 | SUBSTRUCTURE SET             |          |
| 01/25/2017 | ISSUED FOR DOB               |          |
| 11/17/2016 | PACKAGING SET                |          |
| 11/10/2016 | 100% DESIGN/CONSTRUCTION SET |          |
| 10/12/2016 | ISSUED FOR DOB               |          |
| 09/16/2016 | MTA RAILING SET              |          |
| 07/11/2016 | MTA RAILING SET              |          |
| 06/02/2016 | DOB RAILING SET              |          |

Project: **City View Tower at Court Square**  
23-15 44th Drive  
Long Island City, NY 11101

Client: **Cityview Tower LLC**  
112-15 NORTHERN BLVD, CF-2  
CORONA, NY 11368  
(718) 321-8652

Architect: **HILL | WEST ARCHITECTS**  
11 BROADWAY  
17TH FLOOR  
NEW YORK, NY 10004  
T. 212 213 8007

Consultant: **DESIMONE CONSULTING ENGINEERS**  
140 Broadway 25th Floor  
New York, NY, 10005  
(212) 532-2211

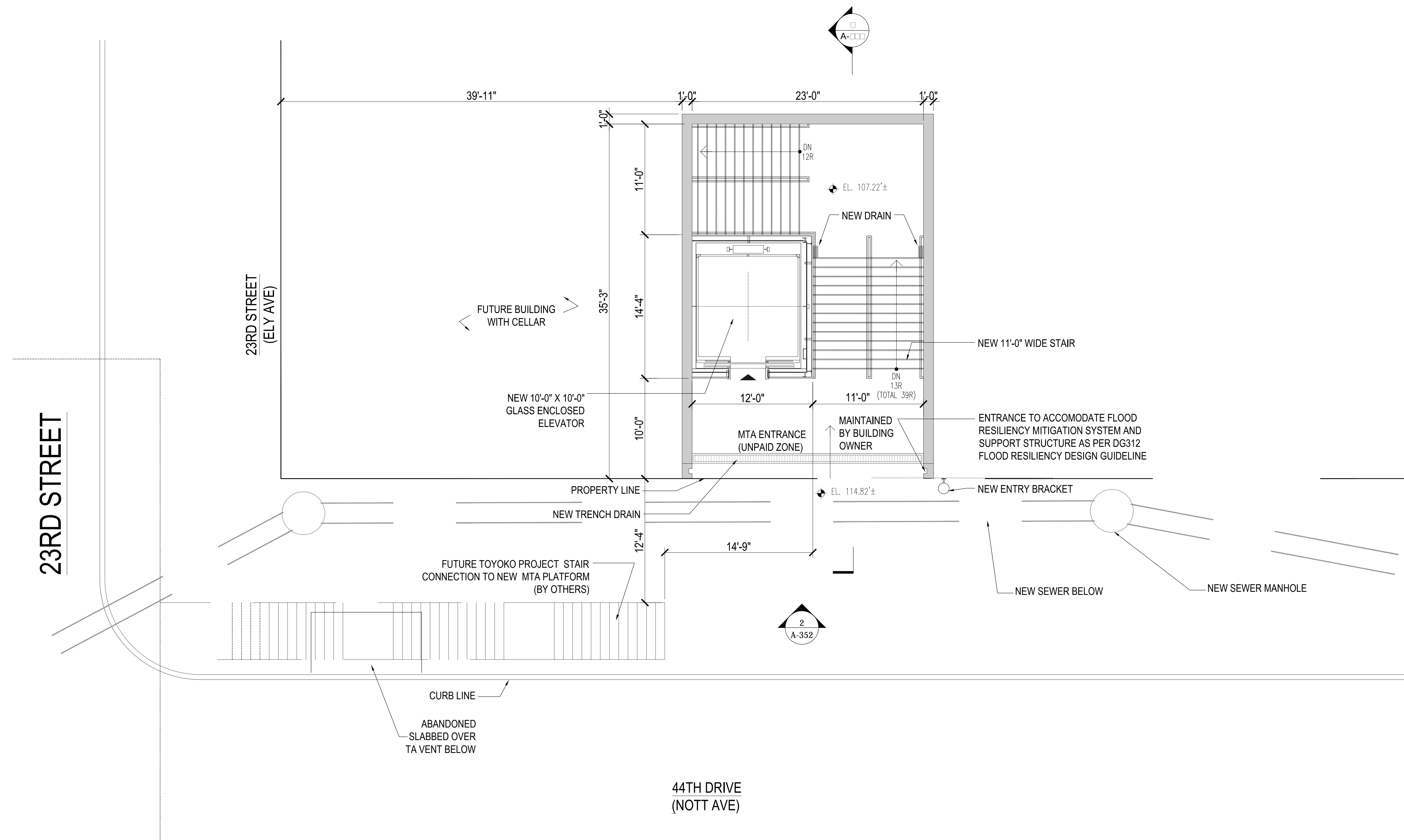
**Cosentini Associates**  
Two Pennsylvania Plaza, 3rd FL.  
New York, NY 10121  
(212) 615-3600

**Whitehall**  
11 Broadway, 17th Floor  
New York, NY 10004  
(212) 908-4940

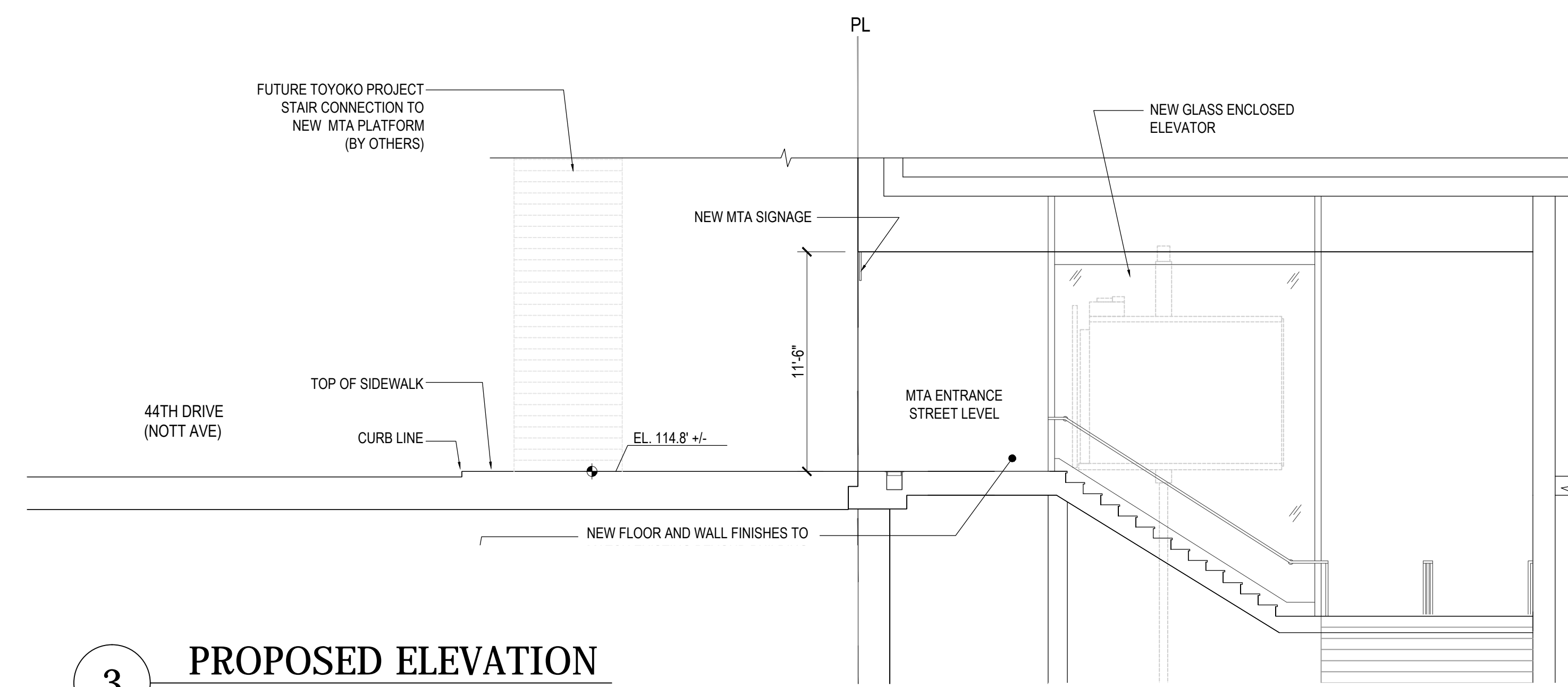
DOB STAMPS & SIGNATURES:

DWG TITLE: **EXISTING MTA ENTRY AT STREET AND MEZZANINE LEVEL**

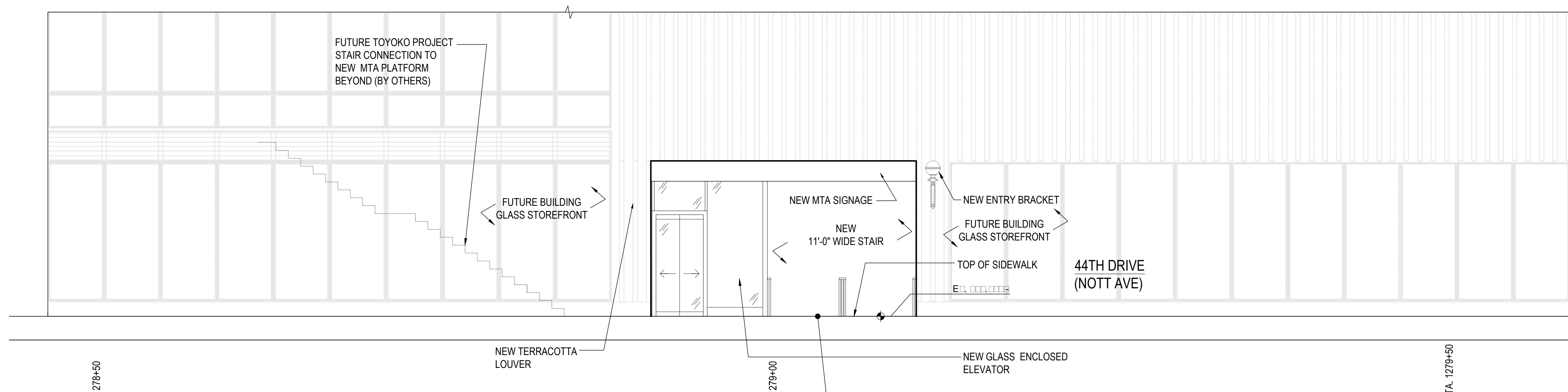
|                      |                  |
|----------------------|------------------|
| SEAL & SIGNATURE:    | DATE: 01/18/2017 |
| REGISTERED ARCHITECT | PROJECT #: 15412 |
| SCALE: AS NOTED      | SCALE: AS NOTED  |
| <b>A-351.00</b>      | DWG NO.          |
|                      | 049 OF 58        |



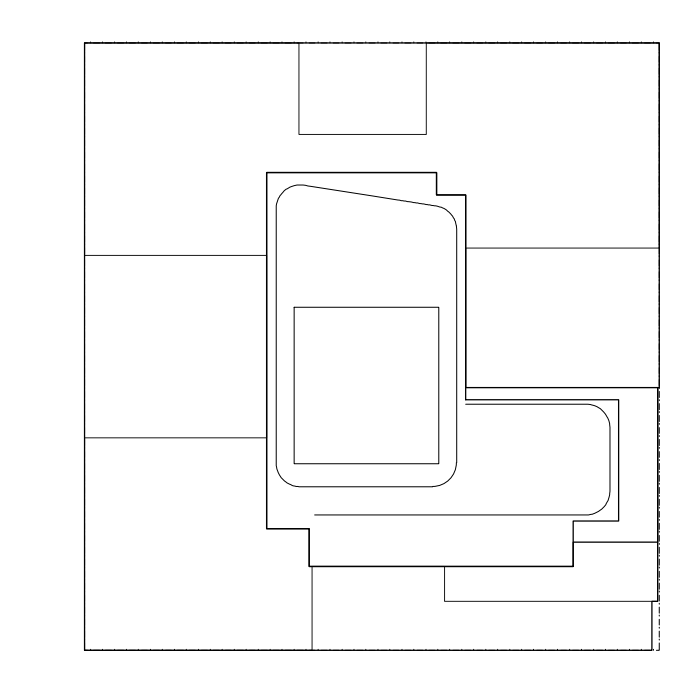
**1 PROPOSED GROUND FLOOR PLAN (STREET LEVEL)**  
Scale: 3/16" = 1'



**3 PROPOSED ELEVATION**  
Scale: 3/16" = 1'



**2 PROPOSED ELEVATION**  
Scale: 3/16" = 1'



**KEY PLAN**

**NOTES:**

| Number     | Date                        | Revision |
|------------|-----------------------------|----------|
| 03/10/2017 | ISSUED FOR DOB              |          |
| 03/16/2017 | ISSUED FOR DOB              |          |
| 02/14/2017 | ISSUED FOR DOB              |          |
| 01/27/2017 | SUBSTRUCTURE SET            |          |
| 01/25/2017 | ISSUED FOR DOB              |          |
| 11/17/2016 | FACEBOOK PROLOG SET         |          |
| 11/10/2016 | 100% DEVELOPMENT REVIEW SET |          |
| 10/22/2016 | ISSUED FOR DOB              |          |
| 09/16/2016 | MTA FILING SET              |          |
| 07/11/2016 | MTA FILING SET              |          |
| 02/15/2016 | DOB FILING SET              |          |

NOT FOR CONSTRUCTION

**City View Tower at Court Square**  
23-15 44th Drive  
Long Island City, NY 11101

**Client:**  
**Cityview Tower LLC**  
112-15 NORTHERN BLVD, CF-2  
CORONA, NY 11368  
(718) 321-8652

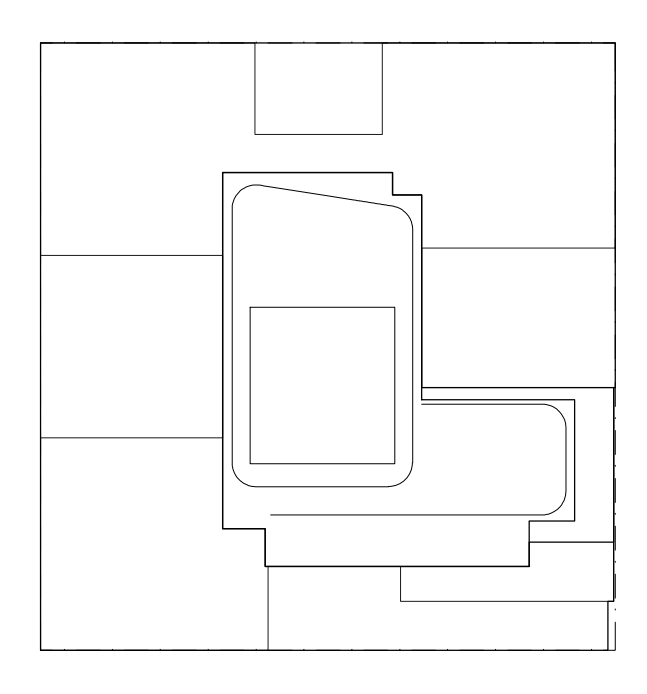
**Architect:**  
**HILL | WEST ARCHITECTS**  
11 BROADWAY  
17TH FLOOR  
NEW YORK, NY 10004  
T. 212 213 8007

**Consultant:**  
**DESIMONE CONSULTING ENGINEERS**  
140 Broadway 25th Floor  
New York, NY, 10005  
(212) 532-2211  
**Cosentini Associates**  
Two Pennsylvania Plaza, 3rd FL.  
New York, NY 10121  
(212) 615-3600  
**Whitehall**  
11 Broadway, 17th Floor  
New York, NY 10004  
(212) 908-4940

DOB STAMPS & SIGNATURES:

DWG TITLE:  
**PROPOSED MTA ENTRY AT STREET LEVEL**

SEAL & SIGNATURE: DATE: 01/18/2017  
PROJECT #: 15412  
SCALE: AS NOTED  
**A-352.00**  
DWG NO. 049 OF 58



**KEY PLAN**

**NOTES:**

| Date       | Description                  |
|------------|------------------------------|
| 03/10/2017 | ISSUED FOR DOB               |
| 03/16/2017 | ISSUED FOR DOB               |
| 02/14/2017 | ISSUED FOR DOB               |
| 01/27/2017 | SUBSTRUCTURE SET             |
| 01/25/2017 | ISSUED FOR DOB               |
| 11/17/2016 | PACK & PRINTING SET          |
| 11/10/2016 | 100% DESIGN/CONSTRUCTION SET |
| 10/22/2016 | ISSUED FOR DOB               |
| 09/16/2016 | MTA RFLNG SET                |
| 07/11/2016 | MTA RFLNG SET                |
| 02/22/2016 | DOB RFLNG SET                |

Number: \_\_\_\_\_ Date: \_\_\_\_\_ Revision: \_\_\_\_\_

**City View Tower at Court Square**  
23-15 44th Drive  
Long Island City, NY 11101

**Client:**  
Cityview Tower LLC  
112-15 NORTHERN BLVD, CF-2  
CORONA, NY 11368  
(718) 321-8652

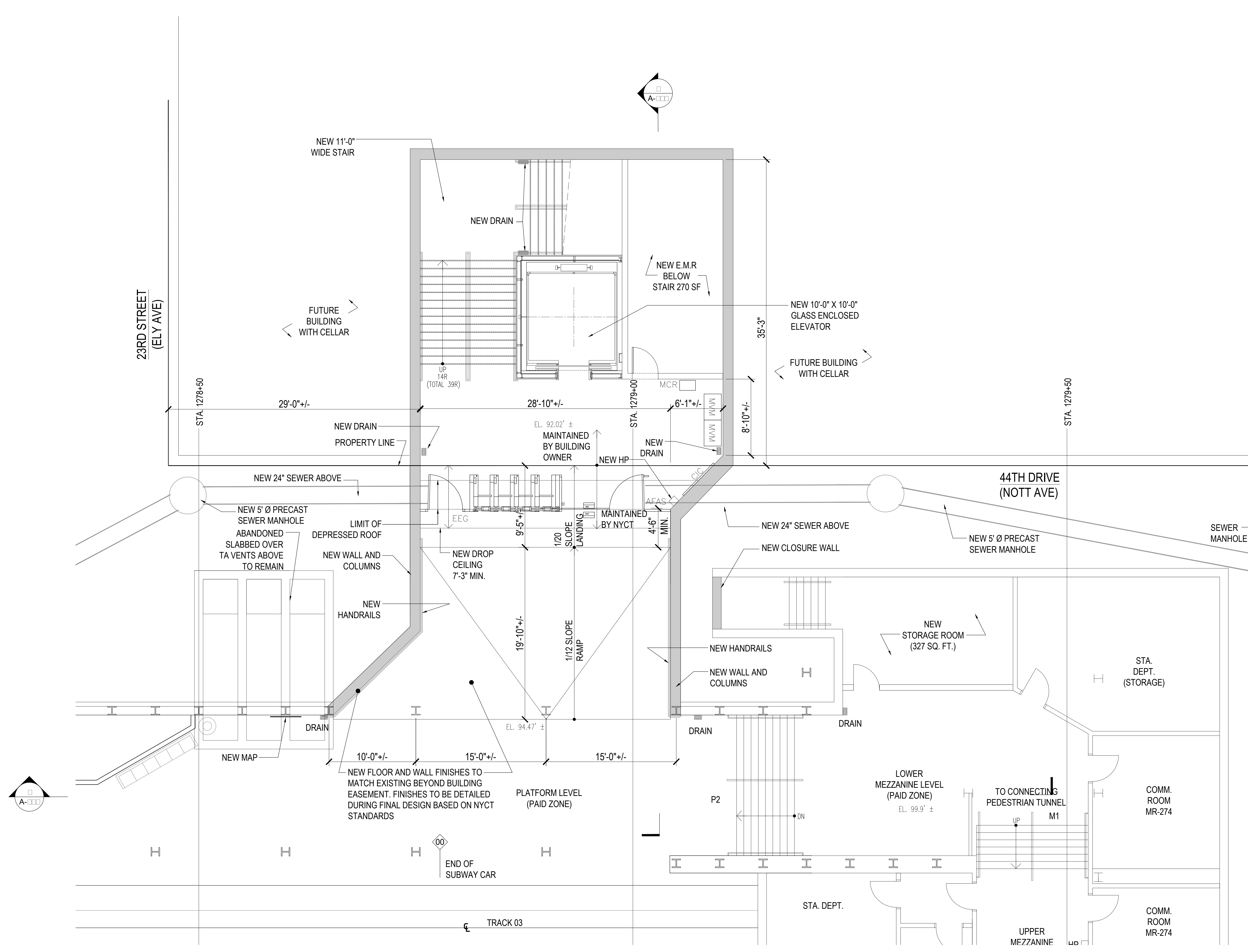
**Architect:**  
**HILL | WEST**  
ARCHITECTS  
11 BROADWAY  
17TH FLOOR  
NEW YORK, NY 10004  
T. 212 213 8007

**Consultant:**  
**DESIMONE CONSULTING ENGINEERS**  
140 Broadway 25th Floor  
New York, NY, 10005  
(212) 532-2211  
**Cosentini Associates**  
Two Pennsylvania Plaza, 3rd Fl.  
New York, NY 10121  
(212) 615-3600  
**Whitehall**  
11 Broadway, 17th Floor  
New York, NY 10004  
(212) 908-4940

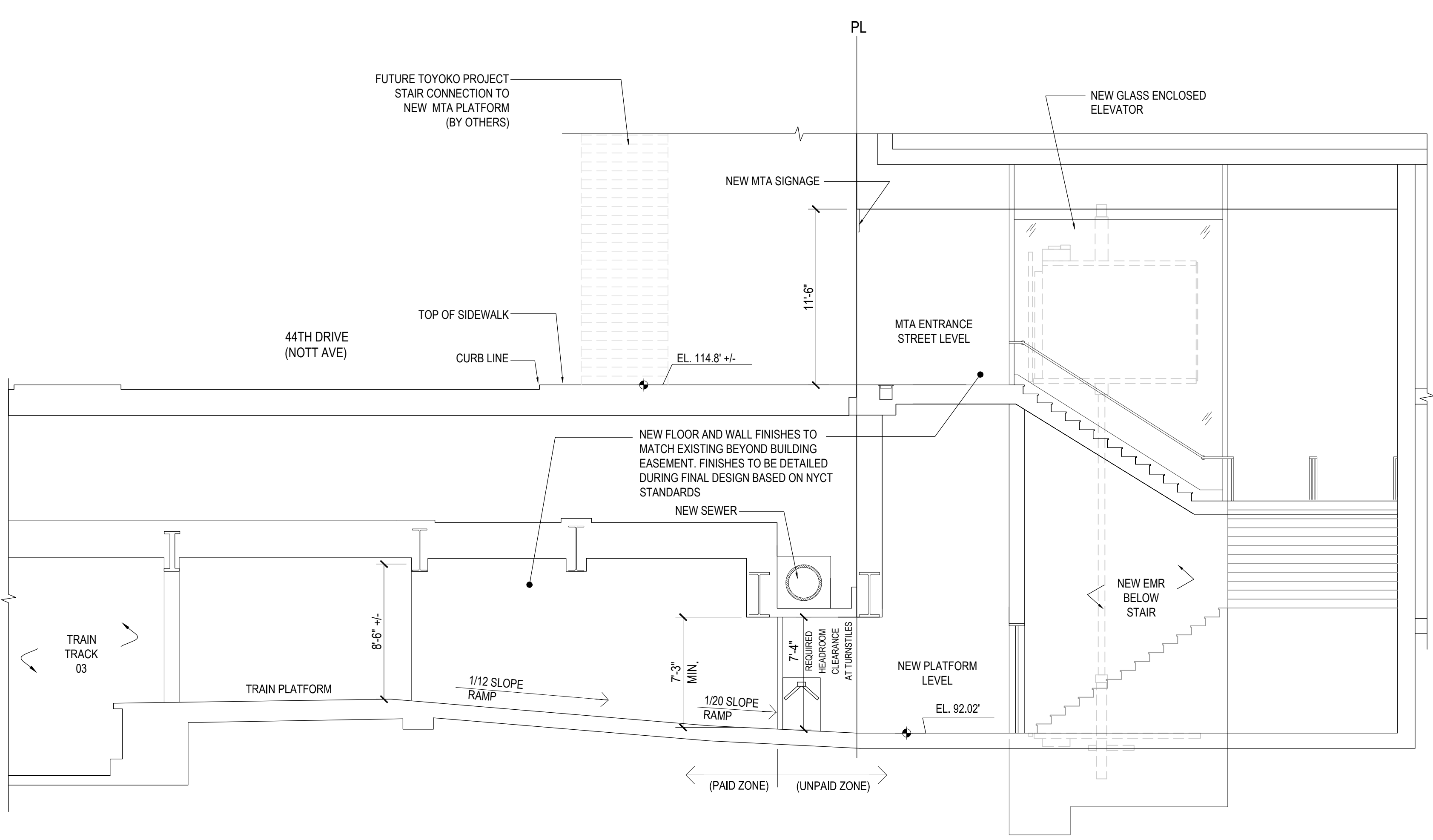
DOB STAMPS & SIGNATURES:

DWG TITLE: **PROPOSED MTA ENTRY AT PLATFORM LEVEL**

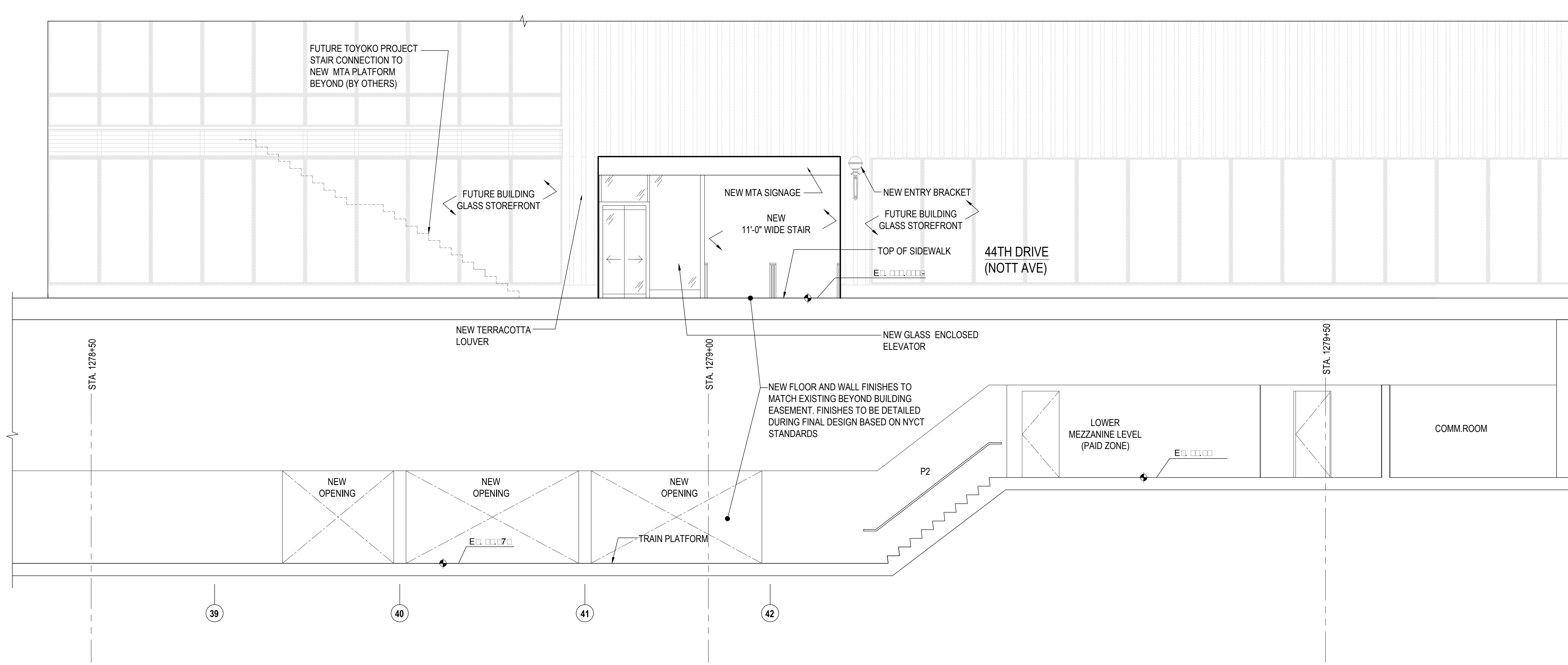
|                   |                   |
|-------------------|-------------------|
| SEAL & SIGNATURE: | DATE: 01/18/2017  |
|                   | PROJECT #: 15412  |
|                   | SCALE: AS NOTED   |
|                   | <b>A-353.00</b>   |
|                   | DWG NO. 049 OF 58 |



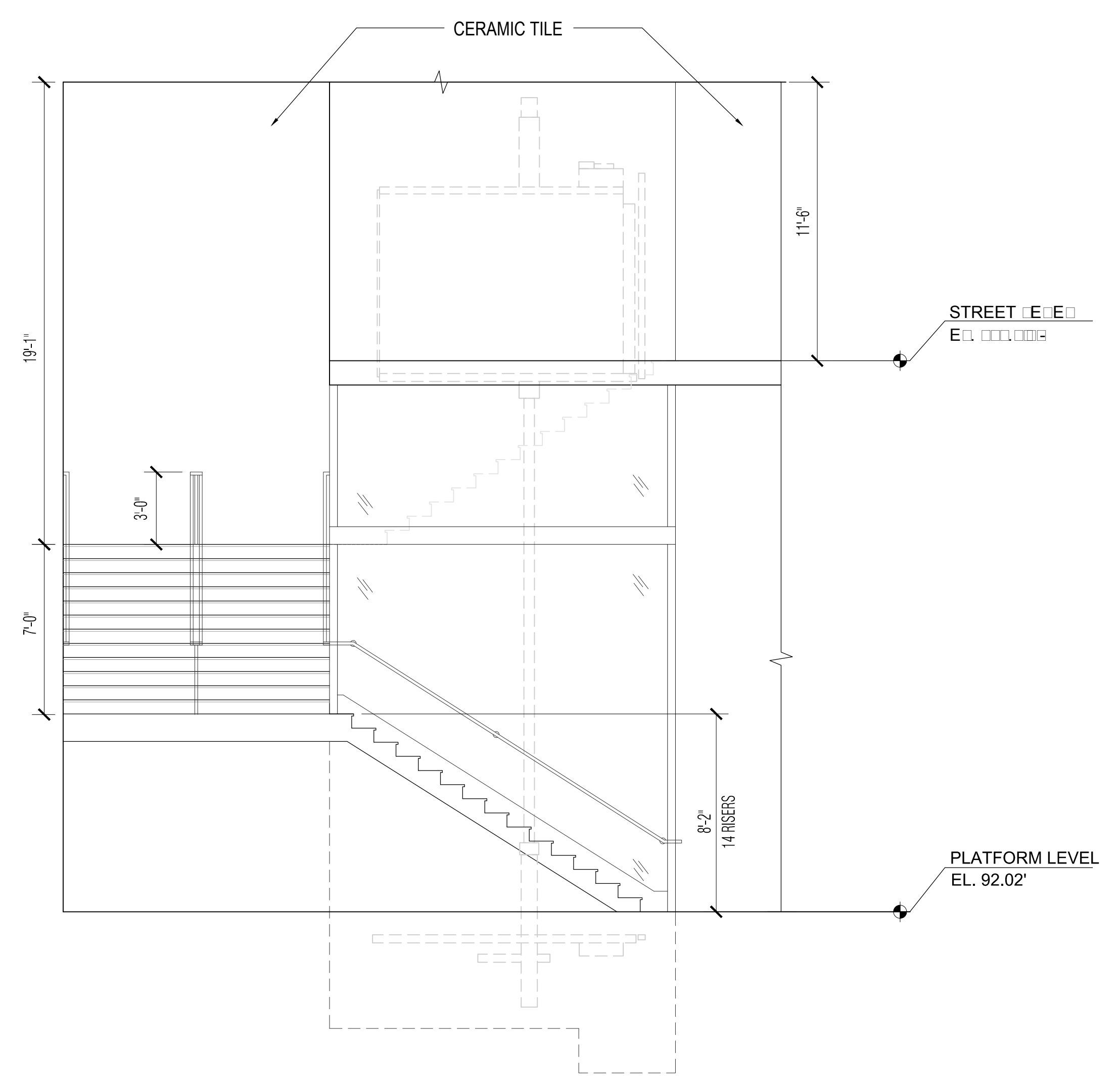
**1 PROPOSED PLATFORM LEVEL**  
Scale: 3/16"=1'



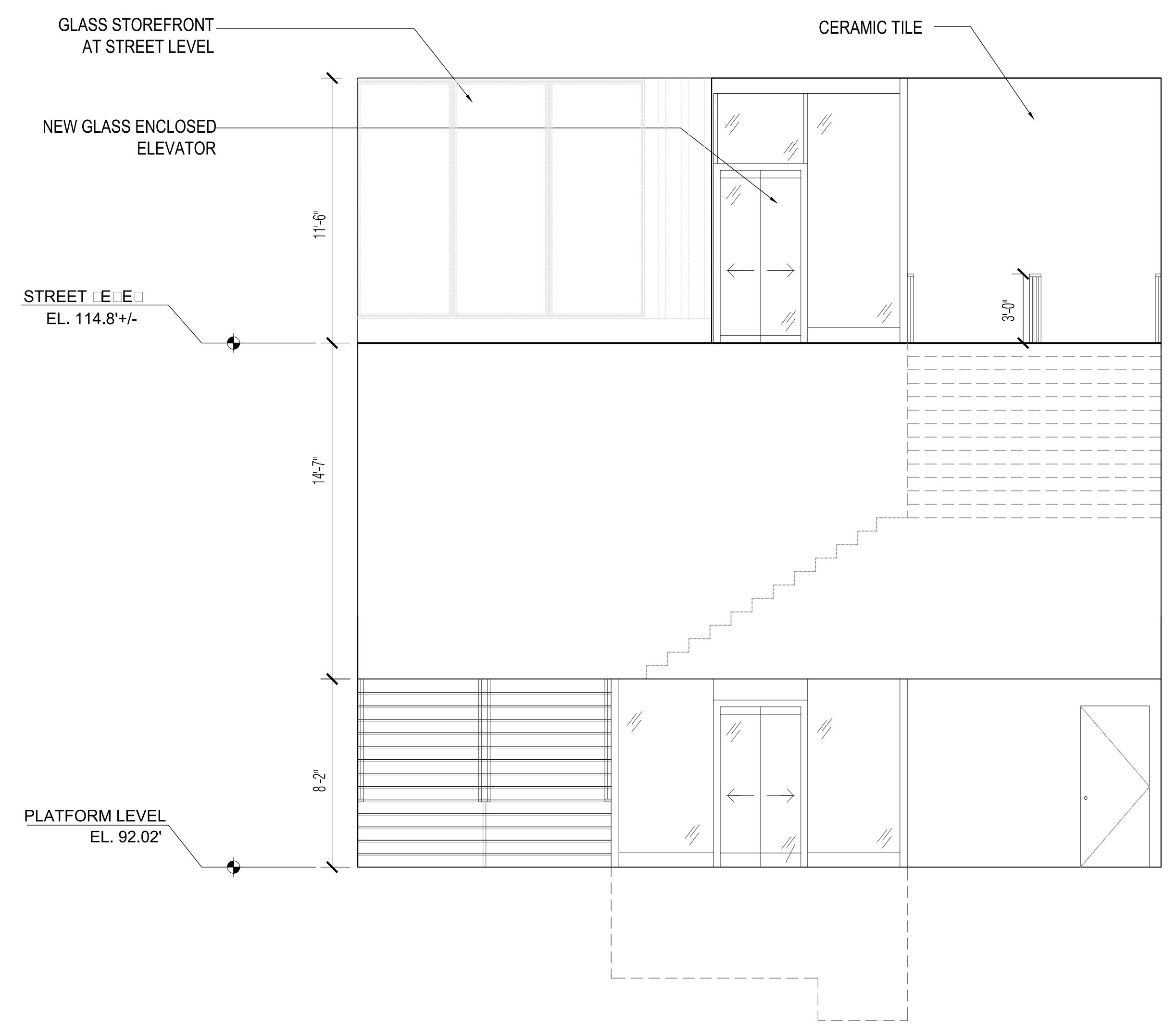
**3 PROPOSED SECTION**  
Scale: 3/16"=1'



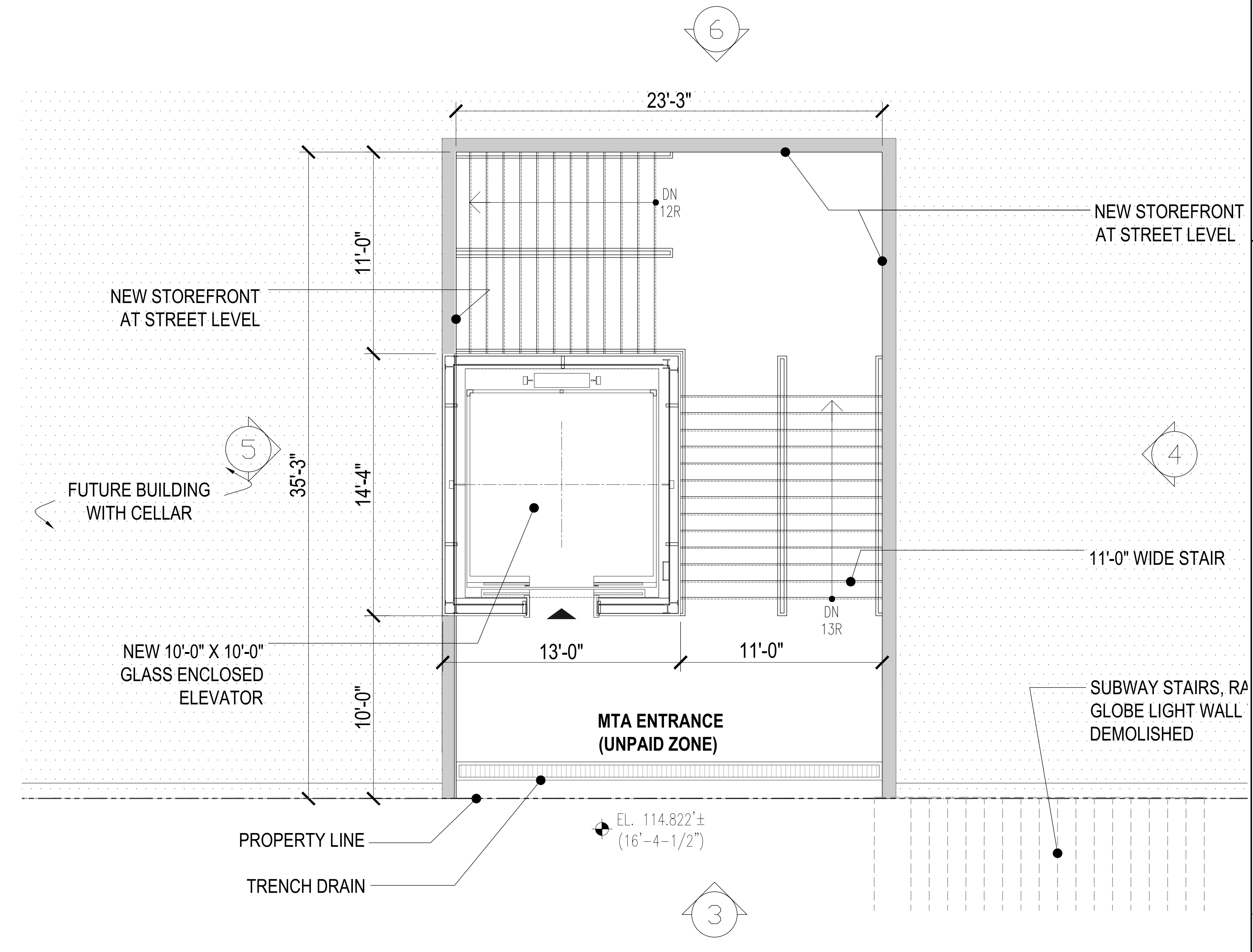
**2 PROPOSED SECTION**  
Scale: 3/16"=1'



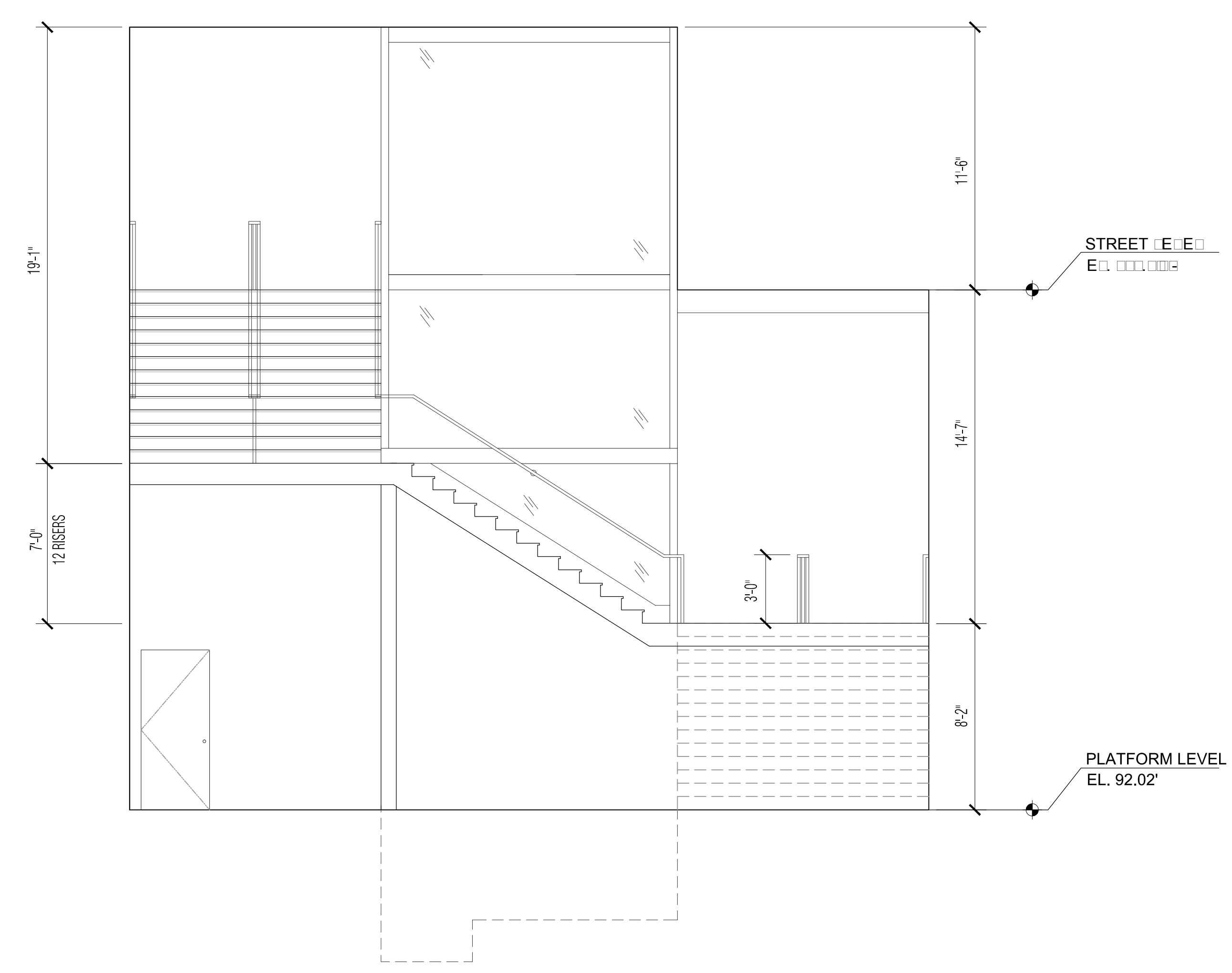
5 INTERIOR ELEVATION  
Scale: 1/4"=1'



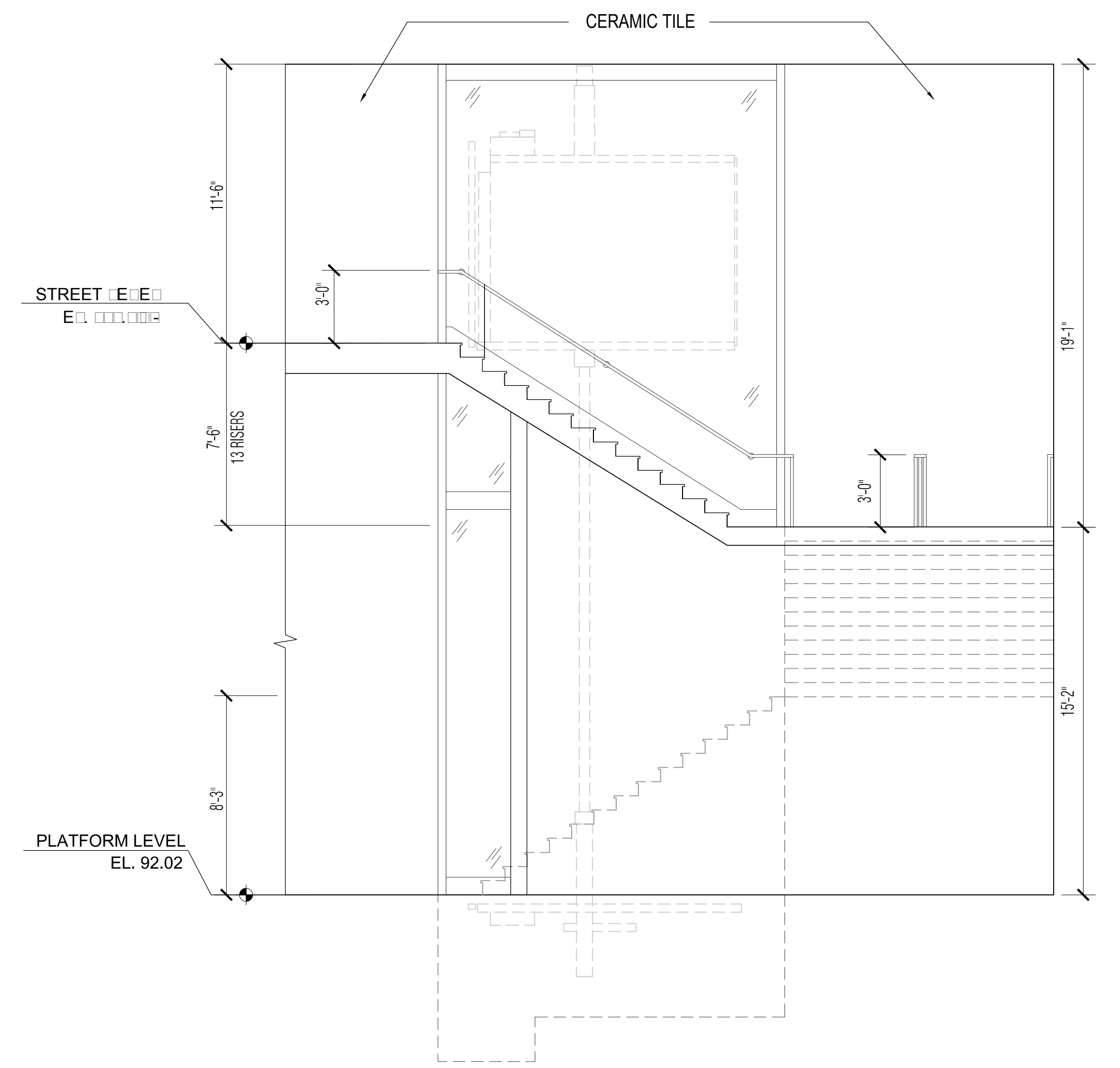
3 INTERIOR ELEVATION  
Scale: 1/4"=1'



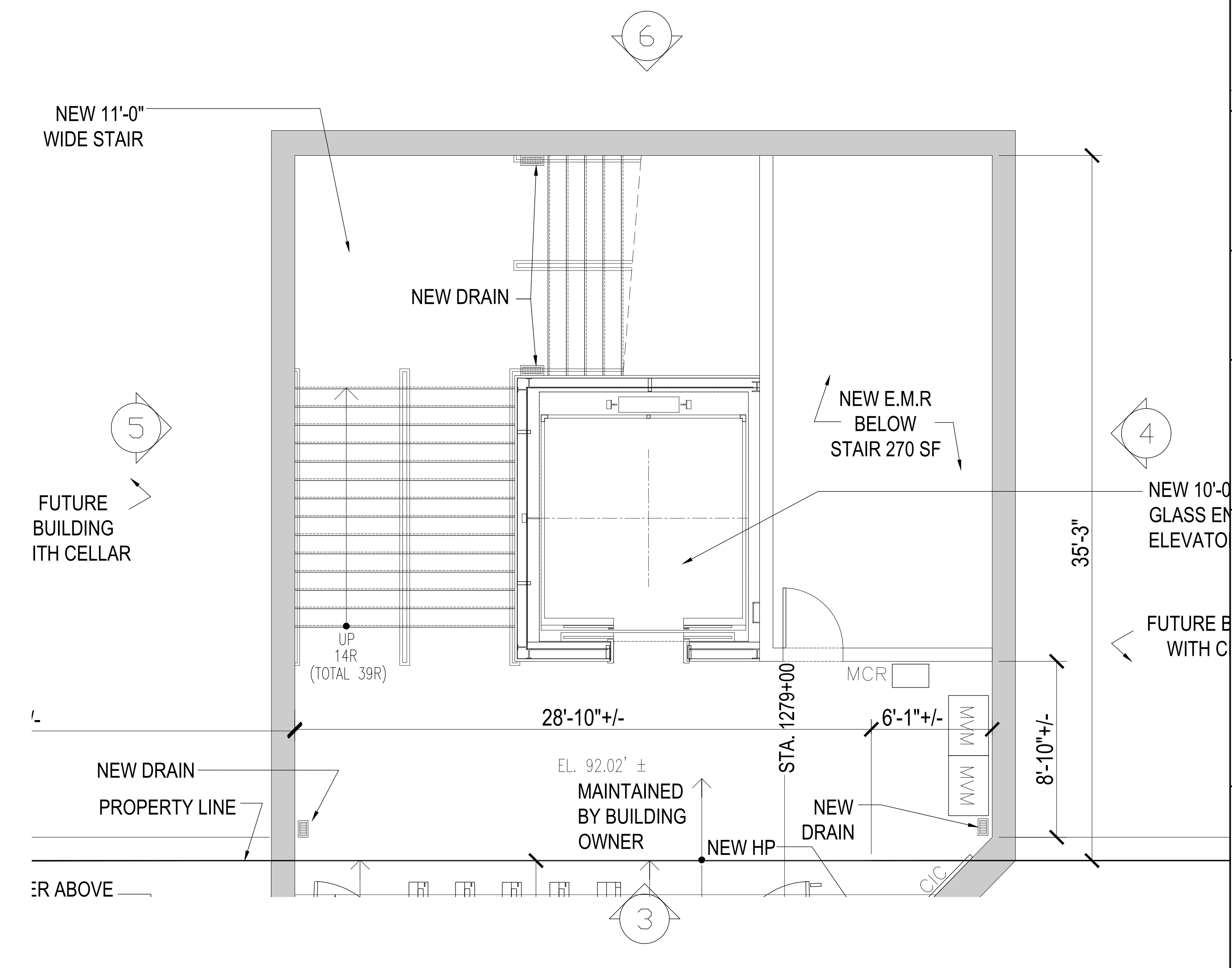
1 PROPOSED STAIR PLAN AT STREET LEVEL  
Scale: 1/4"=1'



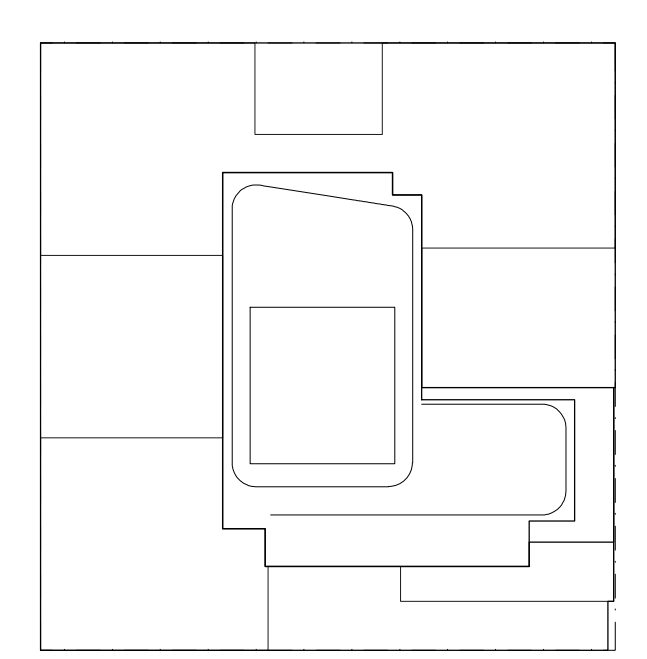
6 INTERIOR ELEVATION  
Scale: 1/4"=1'



4 INTERIOR ELEVATION  
Scale: 1/4"=1'



2 PROPOSED STAIR PLAN AT PLATFORM LEVEL  
Scale: 1/4"=1'



KEY PLAN

NOTES:

NOT FOR CONSTRUCTION

| Number     | Date                        | Revision |
|------------|-----------------------------|----------|
| 03/10/2017 | ISSUED FOR DOB              |          |
| 03/16/2017 | ISSUED FOR DOB              |          |
| 02/14/2017 | ISSUED FOR DOB              |          |
| 01/27/2017 | SUPERSUBSTRUCTURE SET       |          |
| 01/25/2017 | ISSUED FOR DOB              |          |
| 11/17/2016 | PACKED PILING SET           |          |
| 11/10/2016 | 100% DEVELOPMENT REVIEW SET |          |
| 10/22/2016 | ISSUED FOR DOB              |          |
| 09/16/2016 | MTA FILING SET              |          |
| 07/11/2016 | MTA FILING SET              |          |
| 02/25/2016 | DOB FILING SET              |          |

Project:  
**City View Tower at Court Square**  
23-15 44th Drive  
Long Island City, NY 11101

Client:  
**Cityview Tower LLC**  
112-15 NORTHERN BLVD, CF-2  
CORONA, NY 11368  
(718) 321-8652

Architect:  
**HILL | WEST**  
ARCHITECTS  
11 BROADWAY  
17TH FLOOR  
NEW YORK, NY 10004  
T. 212 213 8007

Consultant:  
**DESIMONE CONSULTING ENGINEERS**  
140 Broadway 25th Floor  
New York, NY, 10005  
(212) 532-2211

**Cosentini Associates**  
Two Pennsylvania Plaza, 3rd FL.  
New York, NY 10121  
(212) 615-3600

**Whitehall**  
11 Broadway, 17th Floor  
New York, NY 10004  
(212) 908-4940

DOB STAMPS & SIGNATURES:

DWG TITLE:  
STAIR PLANS AND INTERIOR ELEVATIONS

SEAL & SIGNATURE: [Signature]

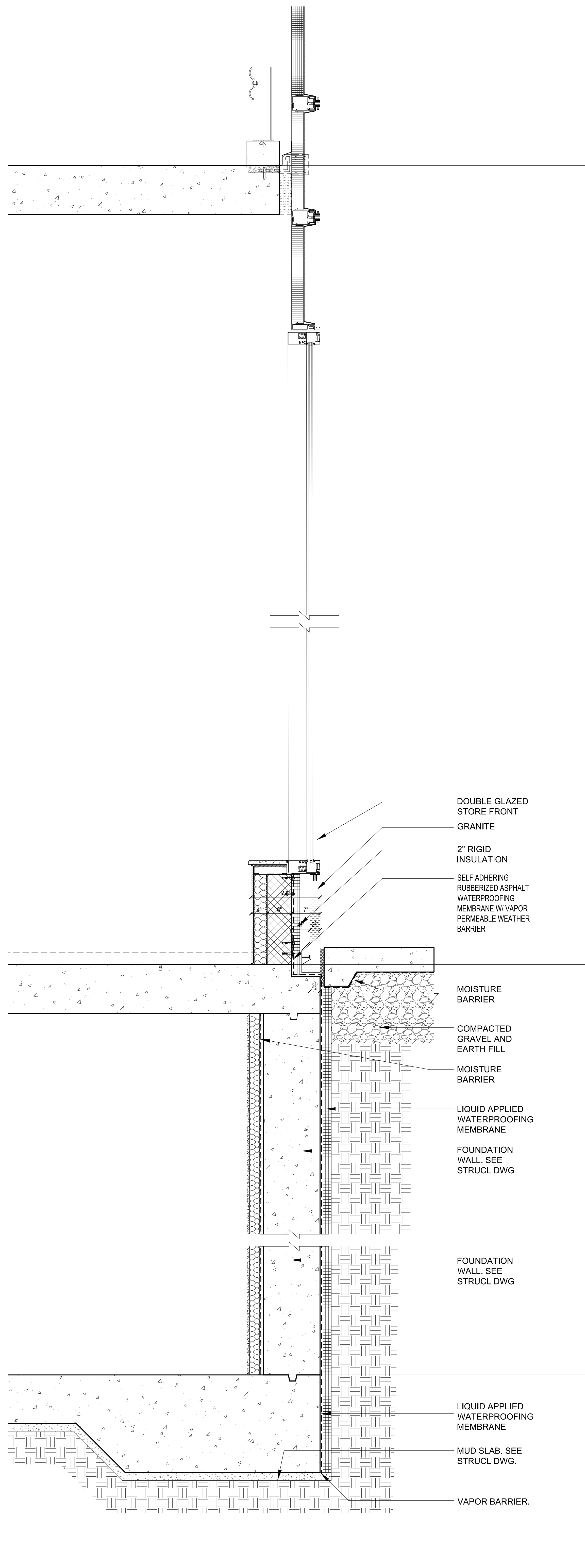
DATE: 01/18/2017

PROJECT #: 15412

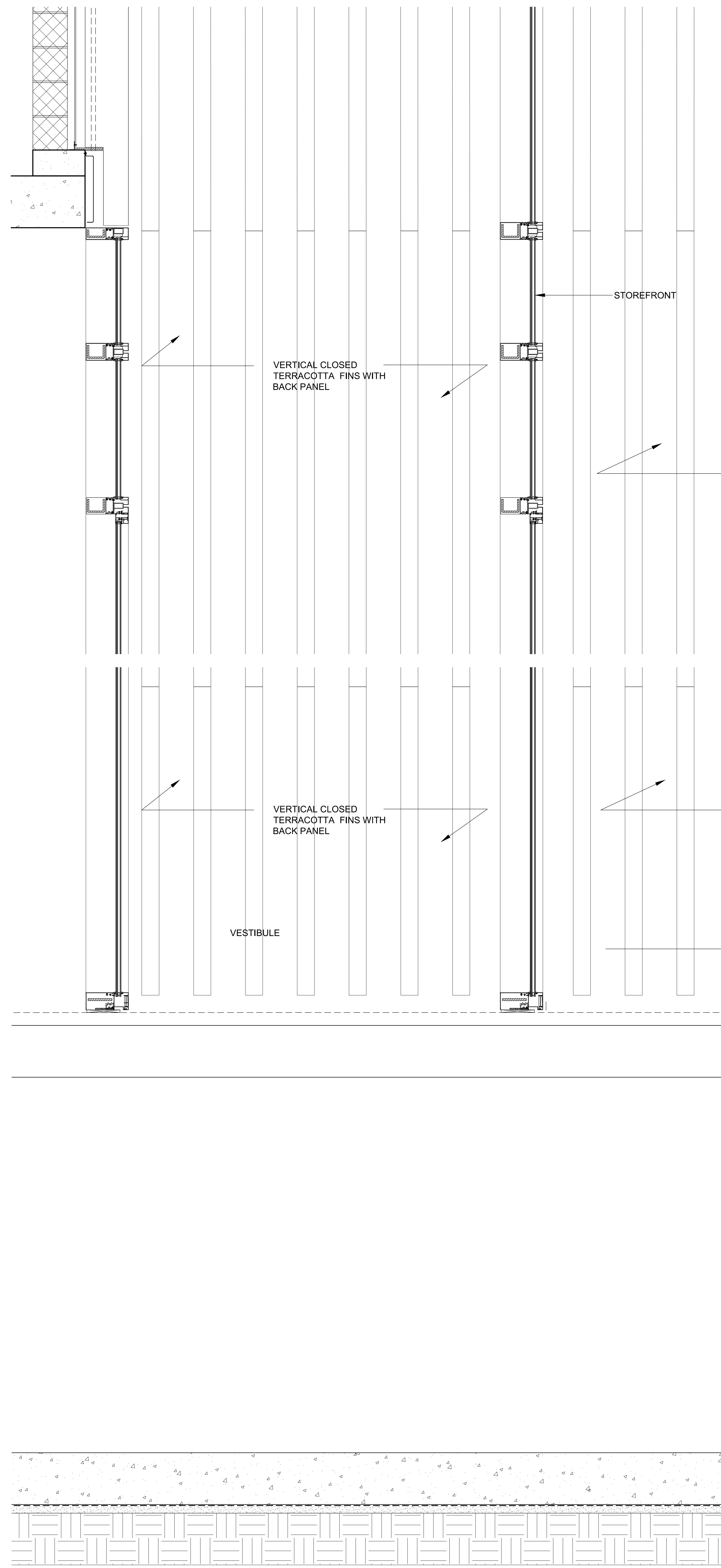
SCALE: AS NOTED

**A-354.00**

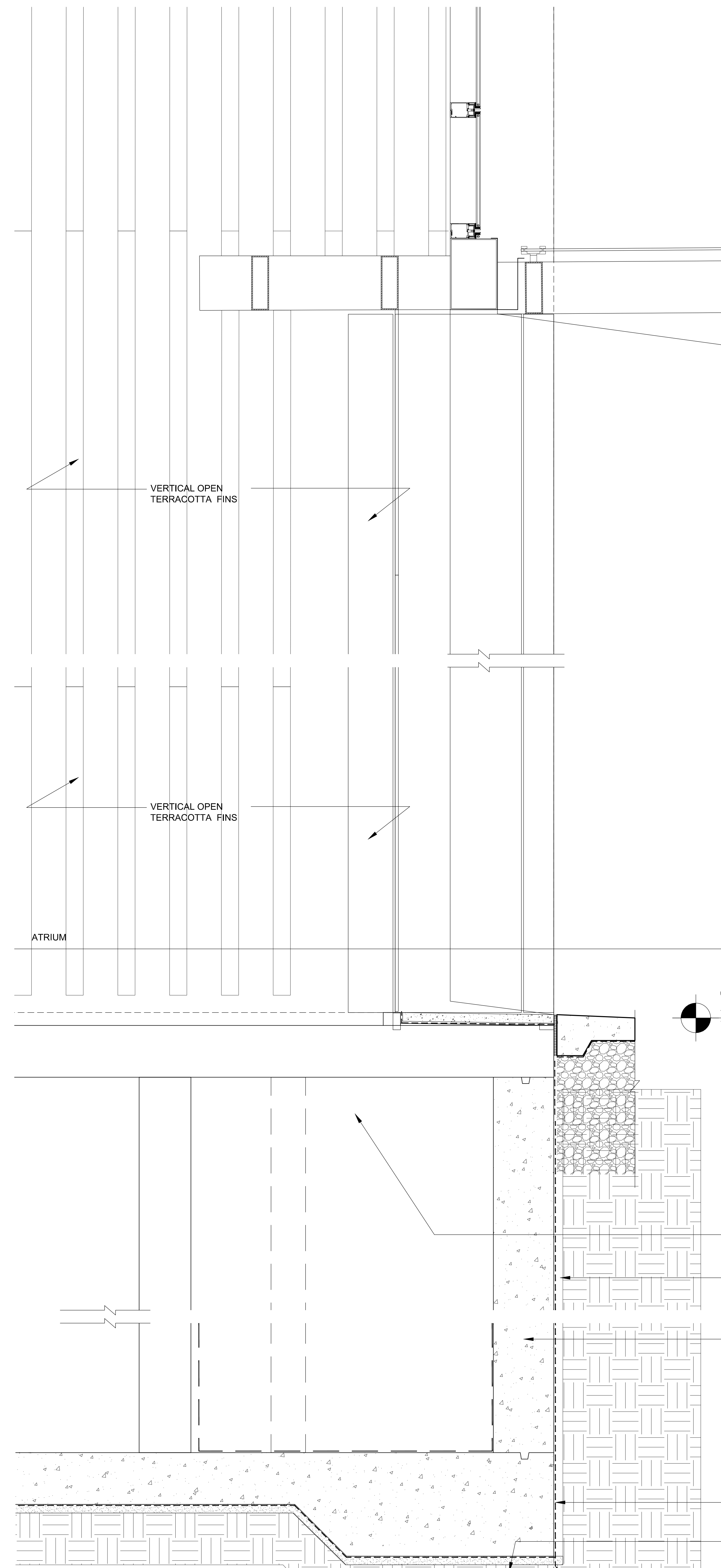
DWG NO. 049 OF 58



2 TYP. WALL DTL @ RES. STOREFRONT  
Scale: 1"=1'-0"



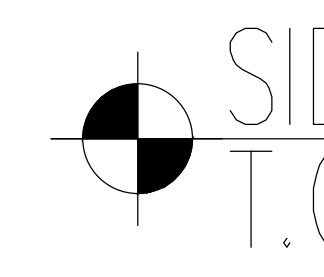
1 TYP. WALL DTL @ RES. ENTRY  
Scale: 1"=1'-0"



NOTES:

NOT FOR CONSTRUCTION

| Number     | Date | Revision                |
|------------|------|-------------------------|
| 01/18/2017 |      | ISSUED FOR DOB          |
| 03/01/2017 |      | ISSUED FOR DOB          |
| 02/14/2017 |      | ISSUED FOR DOB          |
| 01/07/2017 |      | SUPERSTRUCTURE SET      |
| 01/05/2017 |      | ISSUED FOR DOB          |
| 11/17/2016 |      | FACEWORK FINISH SET     |
| 10/11/2016 |      | 100% DOB FOUNDATION SET |
| 10/12/2016 |      | ISSUED FOR DOB          |
| 04/08/2016 |      | FOUNDATION SET          |
| 03/01/2016 |      | DOB FILING SET          |



Project:  
**City View Tower at Court Square**  
23-15 44th Drive  
Long Island City, NY 11101

Client:  
**Cityview Tower LLC**  
112-15 NORTHERN BLVD, CF-2  
CORONA, NY 11368  
(718) 321-8552

Architect:  
**HILL | WEST**  
ARCHITECTS  
11 BROADWAY  
17TH FLOOR  
NEW YORK, NY 10004  
T. 212 213 8007

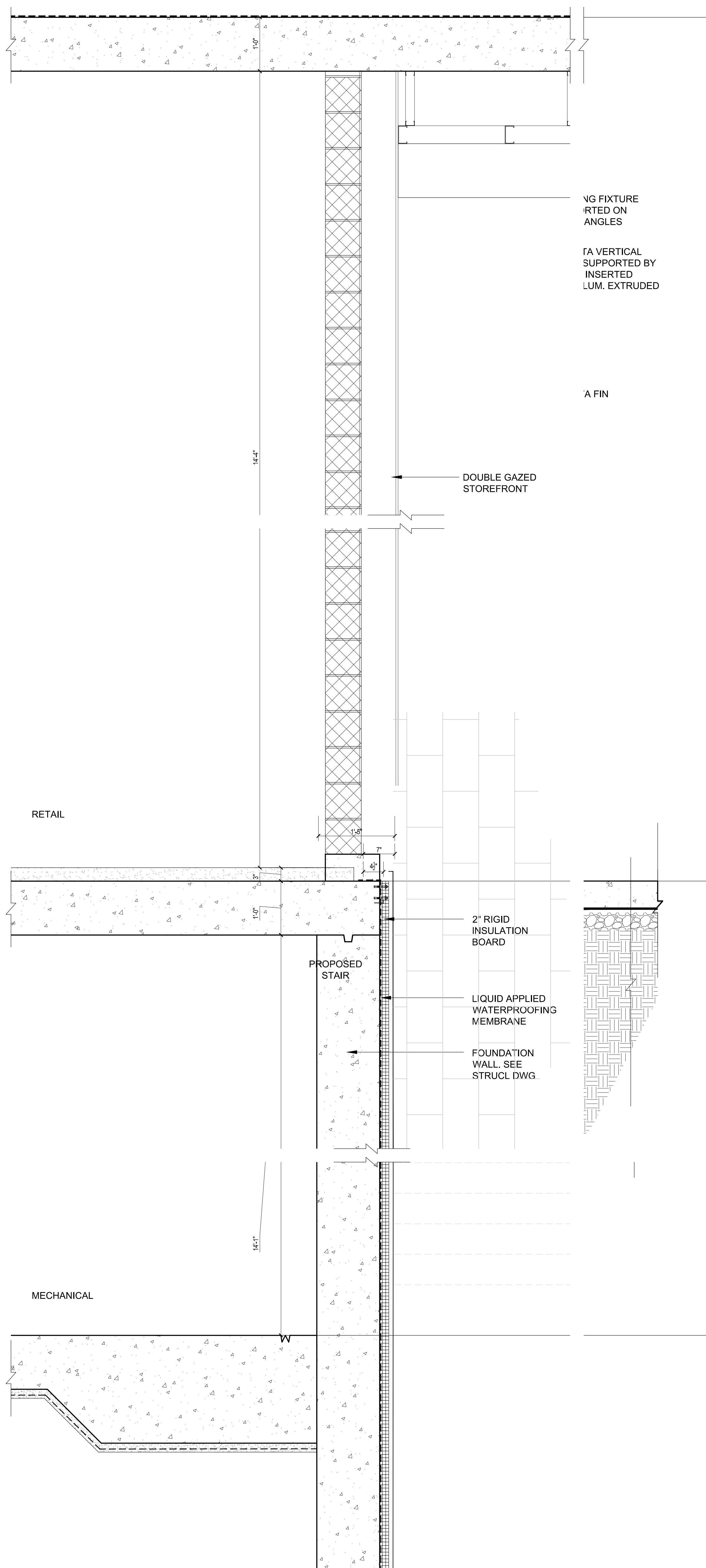
Consultant:  
**DESIMONE CONSULTING ENGINEERS**  
140 Broadway 25th Floor  
New York, NY, 10005  
(212) 532-2211  
**Cosentini Associates**  
Two Pennsylvania Plaza, 3rd FL.  
New York, NY 10121  
(212) 615-3600  
**Whitehall**  
11 Broadway, 17th Floor  
New York, NY 10004  
(212) 908-4940

DOB STAMPS & SIGNATURES:

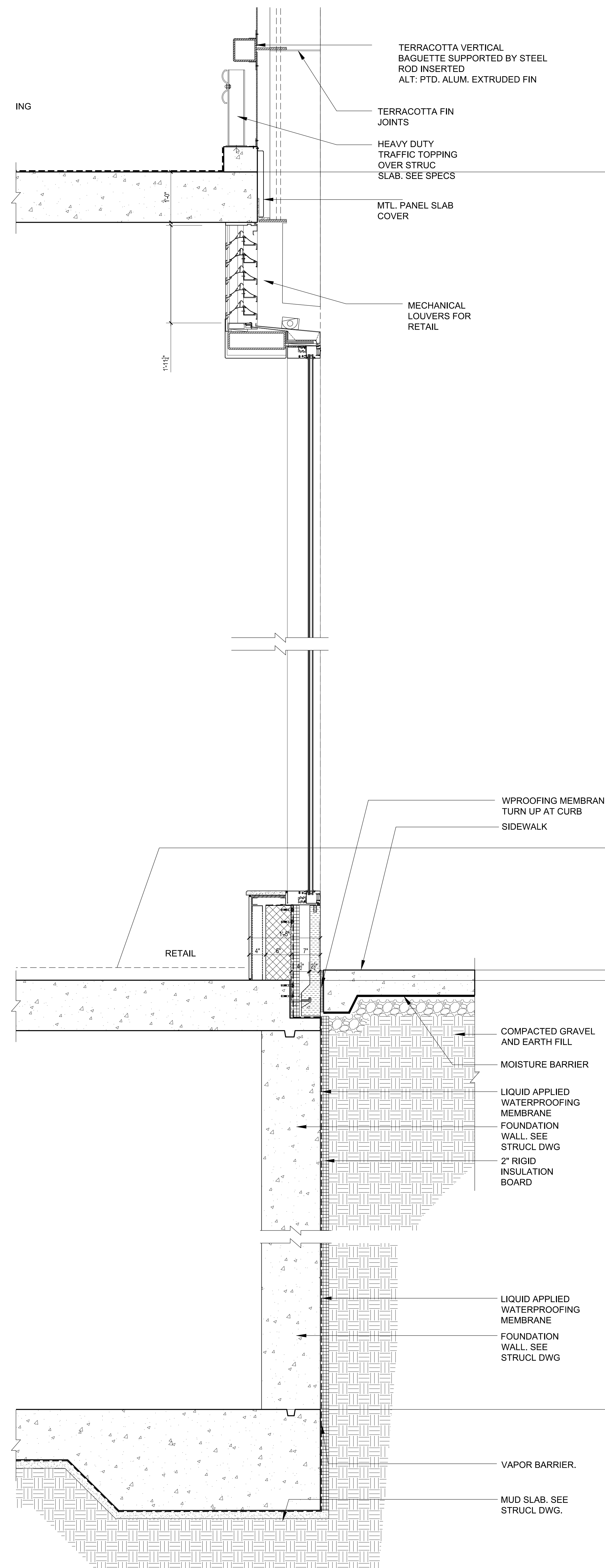
DWG TITLE:  
SOUTH ELEVATION  
BASE DETAILS

|                       |                     |
|-----------------------|---------------------|
| SEAL & SIGNATURE:<br> | DATE:<br>01/18/2017 |
| PROJECT #:<br>15412   | SCALE:<br>AS NOTED  |
| <b>A-510.00</b>       |                     |
| DWG NO.               |                     |

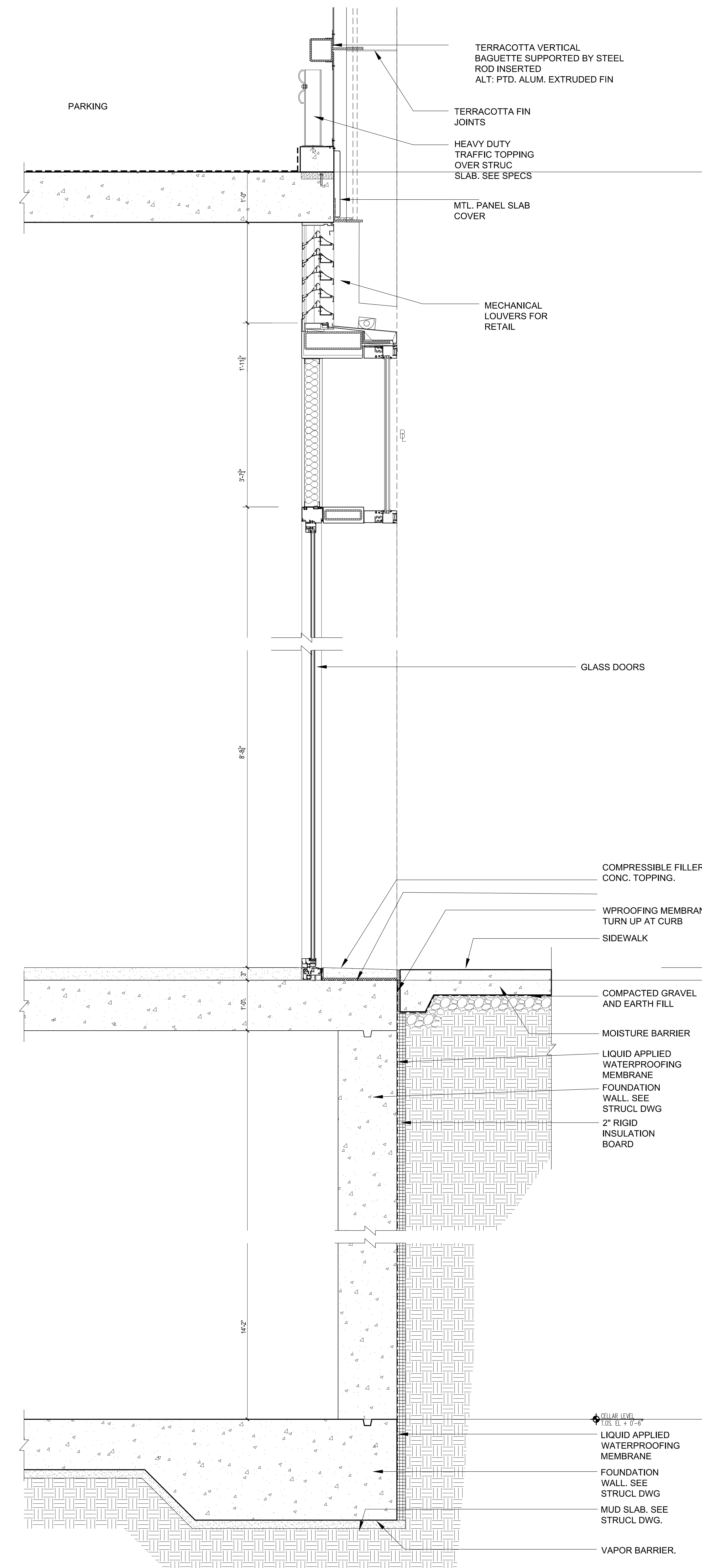




3 TYP. WALL DTL @ MTA STOREFRONT  
Scale: 1"=1'-0"



2 TYP. WALL DTL @ RETAIL ENTRY  
Scale: 1"=1'-0"



1 TYP. WALL DTL @ SOUTH EGRESS EXIT  
Scale: 1"=1'-0"

NOTES:

| Number     | Date                    | Revision |
|------------|-------------------------|----------|
| 01/18/2017 | ISSUED FOR DOB          |          |
| 03/01/2017 | ISSUED FOR DOB          |          |
| 02/14/2017 | ISSUED FOR DOB          |          |
| 01/27/2017 | SUPERSTRUCTURE SET      |          |
| 01/25/2017 | ISSUED FOR DOB          |          |
| 11/17/2016 | FACE FRAMING SET        |          |
| 11/11/2016 | 100% DOB FOUNDATION SET |          |
| 10/12/2016 | ISSUED FOR DOB          |          |
| 04/08/2016 | FOUNDATION SET          |          |
| 03/05/2016 | DOB FILING SET          |          |

Project:  
**City View Tower at Court Square**  
23-15 44th Drive  
Long Island City, NY 11101

Client:  
**Cityview Tower LLC**  
112-15 NORTHERN BLVD, CF-2  
CORONA, NY 11368  
(718) 321-8552

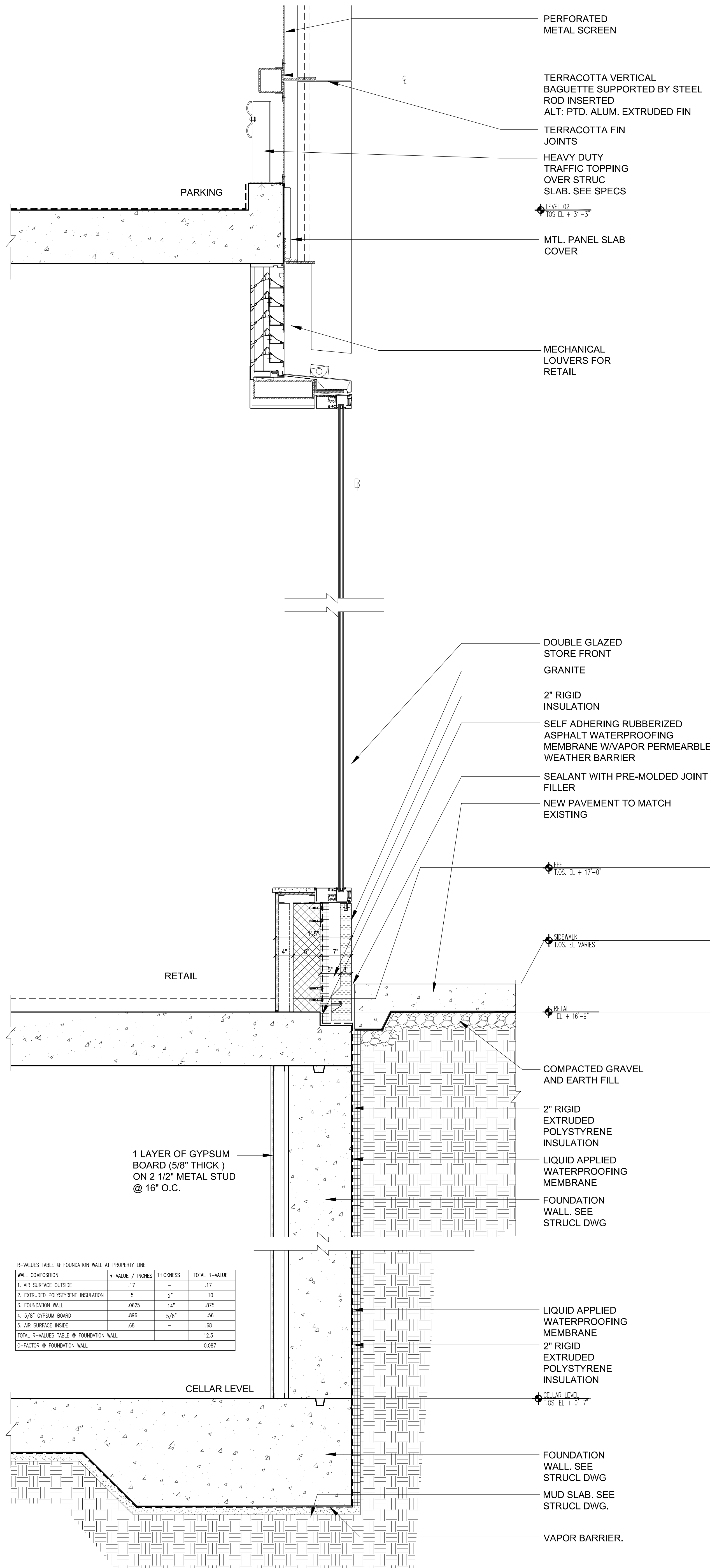
Architect:  
**HILL | WEST**  
ARCHITECTS  
11 BROADWAY  
17TH FLOOR  
NEW YORK, NY 10004  
T. 212 213 8007

Consultant:  
**DESIMONE CONSULTING ENGINEERS**  
140 Broadway 25th Floor  
New York, NY, 10005  
(212) 532-2211  
**Cosentini Associates**  
Two Pennsylvania Plaza, 3rd FL.  
New York, NY 10121  
(212) 615-3600  
**Whitehall**  
11 Broadway, 17th Floor  
New York, NY 10004  
(212) 908-4940

DOB STAMPS & SIGNATURES:

DWG TITLE:  
SOUTH ELEVATION  
BASE DETAIL

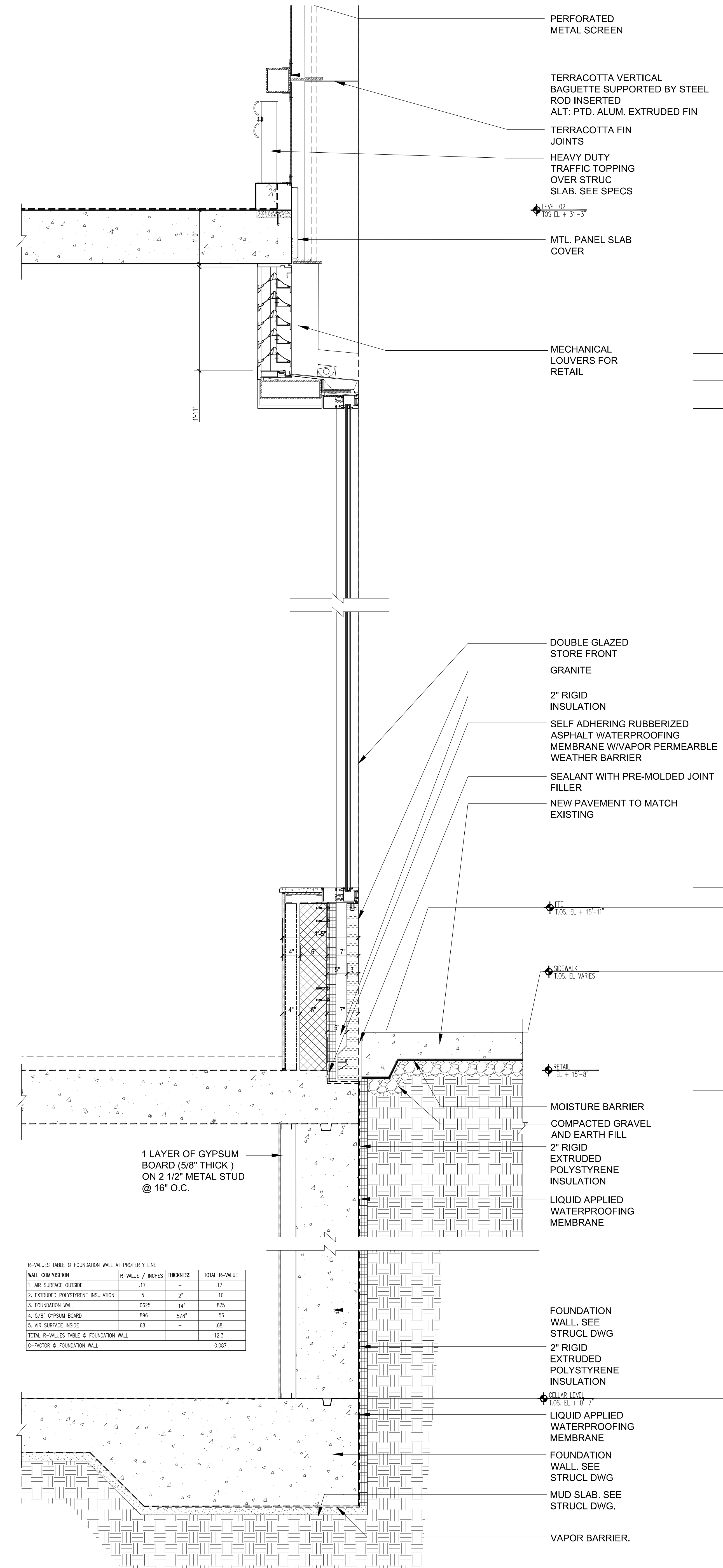
|                       |                     |
|-----------------------|---------------------|
| SEAL & SIGNATURE:<br> | DATE:<br>01/18/2017 |
| PROJECT #:<br>15412   | SCALE:<br>AS NOTED  |
| <b>A-511.00</b>       |                     |
| DWG NO. 049 OF 58     |                     |



R-VALUES TABLE @ FOUNDATION WALL AT PROPERTY LINE

| WALL COMPOSITION                       | R-VALUE / INCHES | THICKNESS | TOTAL R-VALUE |
|--|------------------|-----------|---------------|
| 1. AIR SURFACE RESISTANCE              | 0.17             |           | 0.17          |
| 2. EXTRUDED POLYSTYRENE INSULATION     | 5                | 2"        | 10            |
| 3. FOUNDATION WALL                     | 0.625            | 14"       | 8.75          |
| 4. 5/8" GYPSUM BOARD                   | 0.08             | 5/8"      | 0.08          |
| 5. AIR SURFACE RESISTANCE              | 0.17             |           | 0.17          |
| TOTAL R-VALUES TABLE @ FOUNDATION WALL |                  |           | 12.3          |
| C-FACTOR @ FOUNDATION WALL             |                  |           | 0.087         |

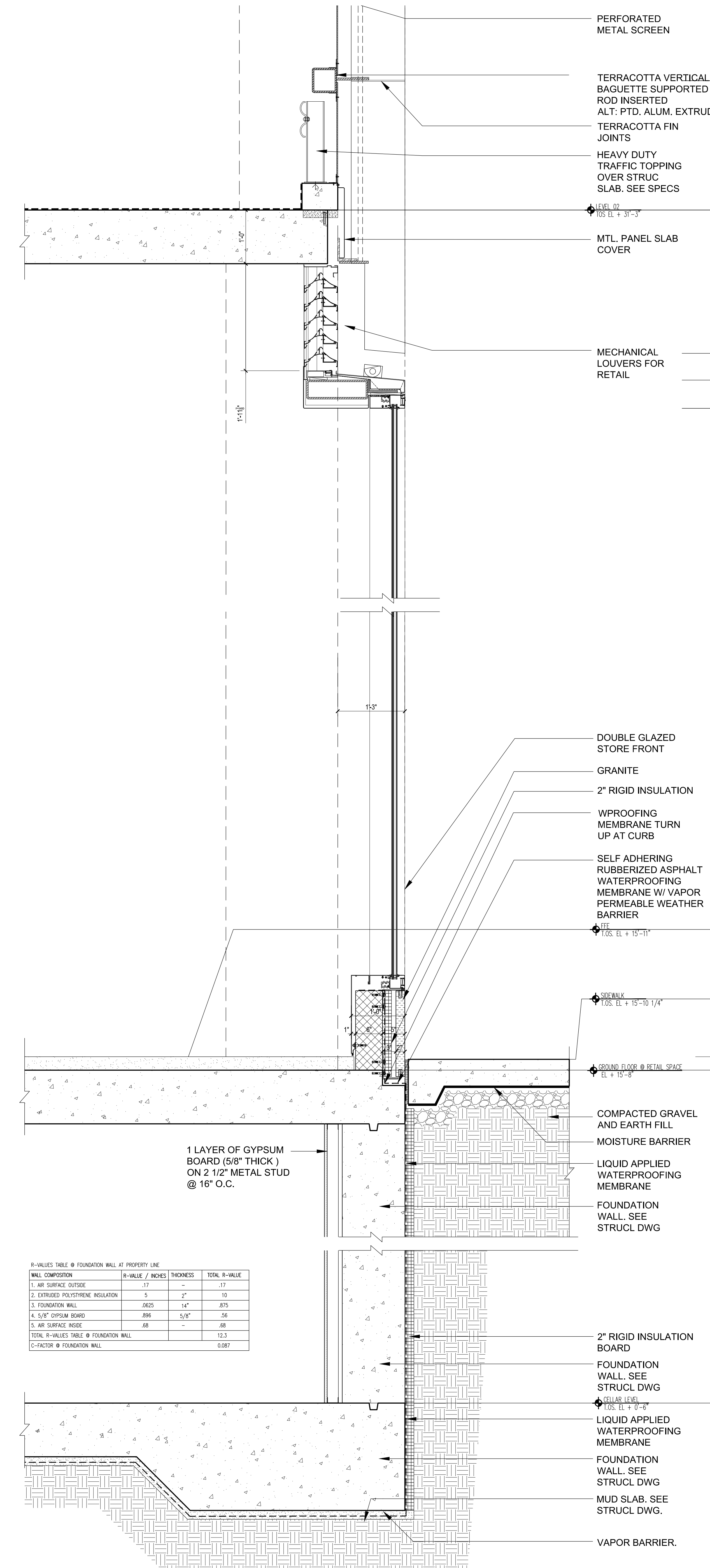
3 TYP. WALL DETAIL @ WEST STOREFRONT Scale: 1"=1'-0"



R-VALUES TABLE @ FOUNDATION WALL AT PROPERTY LINE

| WALL COMPOSITION                       | R-VALUE / INCHES | THICKNESS | TOTAL R-VALUE |
|--|------------------|-----------|---------------|
| 1. AIR SURFACE RESISTANCE              | 0.17             |           | 0.17          |
| 2. EXTRUDED POLYSTYRENE INSULATION     | 5                | 2"        | 10            |
| 3. FOUNDATION WALL                     | 0.625            | 14"       | 8.75          |
| 4. 5/8" GYPSUM BOARD                   | 0.08             | 5/8"      | 0.08          |
| 5. AIR SURFACE RESISTANCE              | 0.17             |           | 0.17          |
| TOTAL R-VALUES TABLE @ FOUNDATION WALL |                  |           | 12.3          |
| C-FACTOR @ FOUNDATION WALL             |                  |           | 0.087         |

2 TYP. WALL DETAIL @ WEST STOREFRONT Scale: 1"=1'-0"



R-VALUES TABLE @ FOUNDATION WALL AT PROPERTY LINE

| WALL COMPOSITION                       | R-VALUE / INCHES | THICKNESS | TOTAL R-VALUE |
|--|------------------|-----------|---------------|
| 1. AIR SURFACE RESISTANCE              | 0.17             |           | 0.17          |
| 2. EXTRUDED POLYSTYRENE INSULATION     | 5                | 2"        | 10            |
| 3. FOUNDATION WALL                     | 0.625            | 14"       | 8.75          |
| 4. 5/8" GYPSUM BOARD                   | 0.08             | 5/8"      | 0.08          |
| 5. AIR SURFACE RESISTANCE              | 0.17             |           | 0.17          |
| TOTAL R-VALUES TABLE @ FOUNDATION WALL |                  |           | 12.3          |
| C-FACTOR @ FOUNDATION WALL             |                  |           | 0.087         |

1 TYP. WALL DETAIL @ SOUTH STOREFRONT Scale: 1"=1'-0"

NOTES:

- 03/10/2017 ISSUED FOR DOB
- 03/16/2017 ISSUED FOR DOB
- 07/14/2017 ISSUED FOR DOB
- 01/22/2017 SUPERSTRUCTURE SET
- 01/25/2017 ISSUED FOR DOB
- 11/17/2016 FACILITY PACKING SET
- 11/10/2016 100% DEVELOPMENT REVIEW SET
- 10/22/2016 ISSUED FOR DOB
- 04/08/2016 FOUNDATION SET
- 02/05/2016 DOB RUM SET

Number: Date: Revision:

Project: **City View Tower at Court Square**  
23-15 44th Drive  
Long Island City, NY 11101

Client: **Cityview Tower LLC**  
112-15 NORTHERN BLVD, CF-2  
CORONA, NY 11368  
(718) 321-8652

Architect: **HILL | WEST ARCHITECTS**  
11 BROADWAY  
17TH FLOOR  
NEW YORK, NY 10004  
T. 212 213 8007

Consultant: **DESIMONE CONSULTING ENGINEERS**  
140 Broadway 25th Floor  
New York, NY 10005  
(212) 532-2211

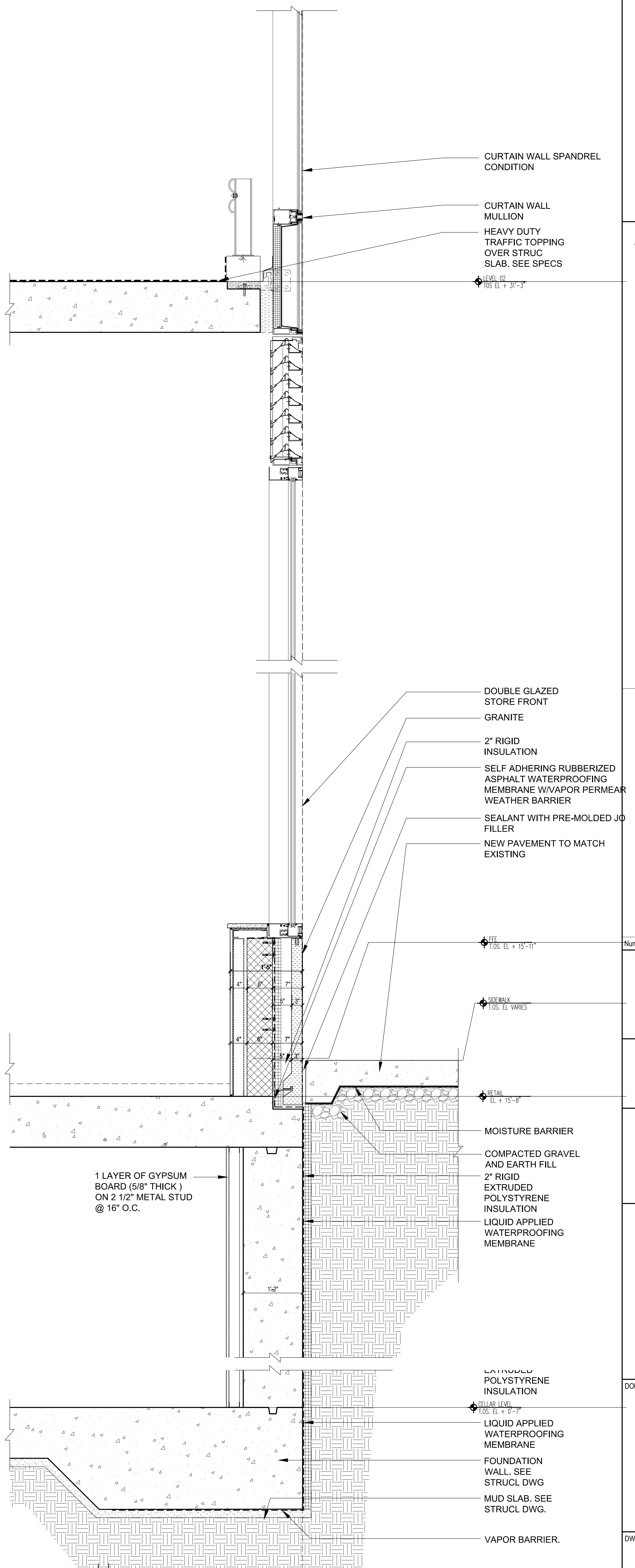
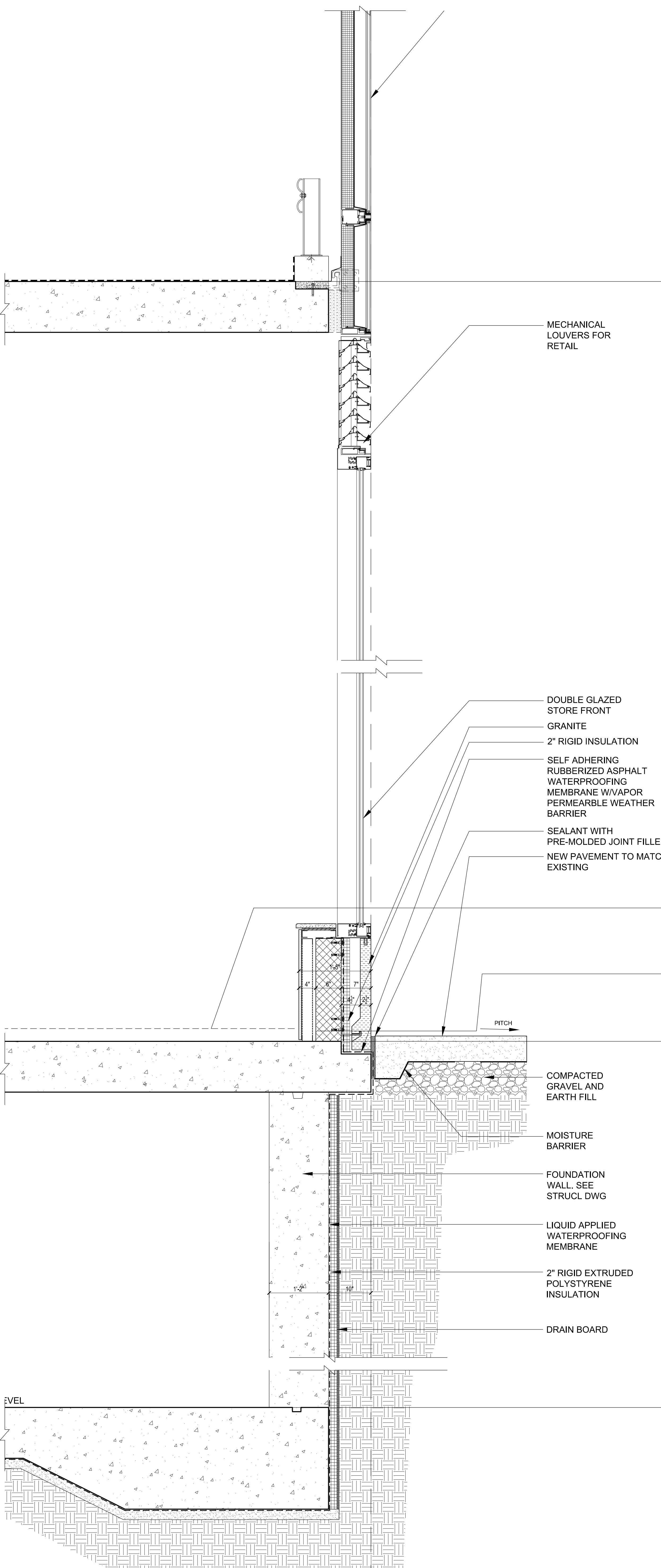
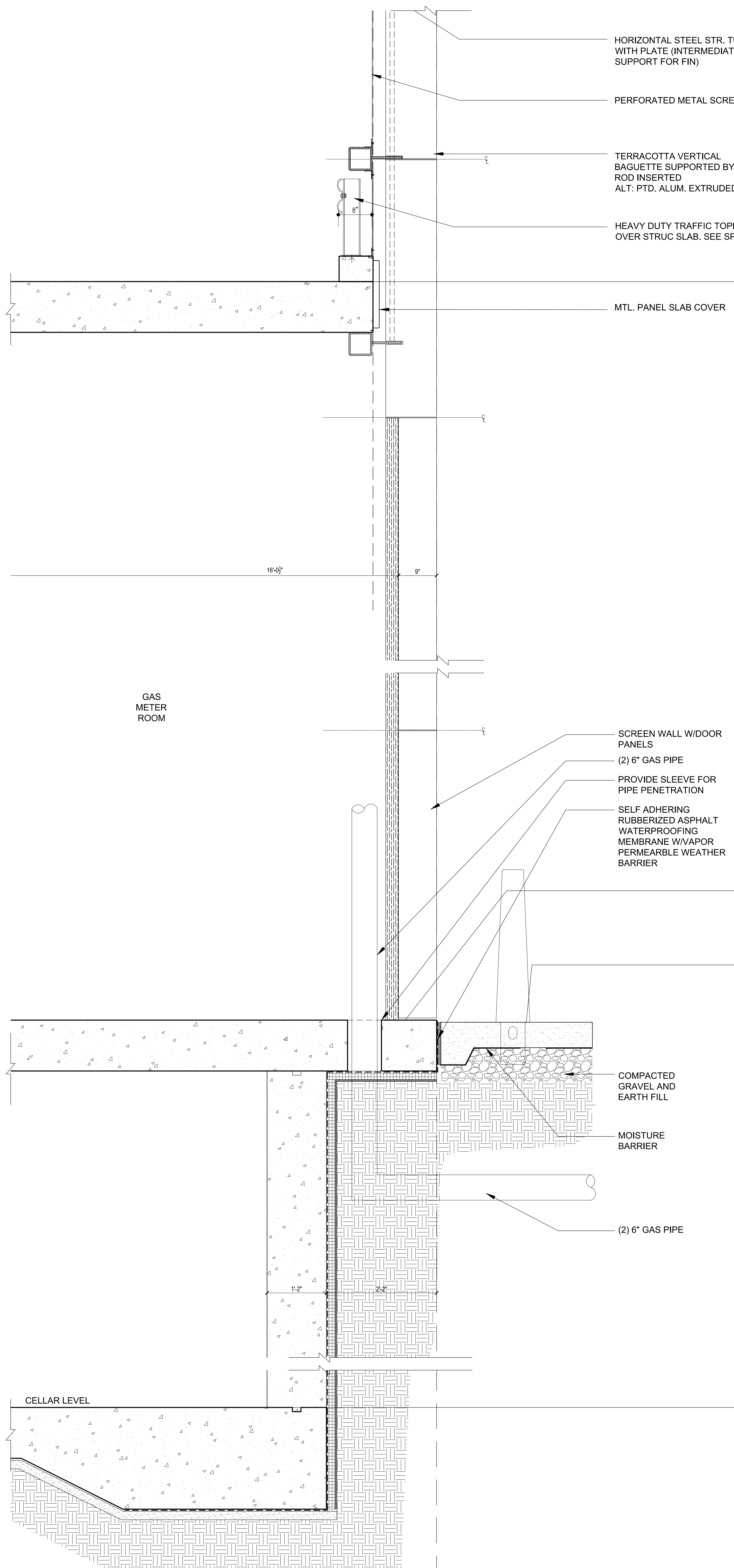
**Cosentini Associates**  
Two Pennsylvania Plaza, 3rd FL.  
New York, NY 10121  
(212) 615-3600

**Whitehall**  
11 Broadway, 17th Floor  
New York, NY 10004  
(212) 908-4940

DOB STAMPS & SIGNATURES:

DWG TITLE: **WEST ELEVATION BASE DETAILS**

SEAL & SIGNATURE: [Signature] DATE: 01/18/2017  
PROJECT #: 15412  
SCALE: AS NOTED  
A-512.00  
DWG NO. 049 OF 58



3 TYP. WALL DETAIL @ GAS METER ROOM Scale: 1"=1'-0"

2 TYP. WALL DETAIL @ NORTH STOREFRONT Scale: 1"=1'-0"

1 TYP. WALL DETAIL @ WEST STOREFRONT Scale: 1"=1'-0"

NOTES:

NOT FOR CONSTRUCTION

| Number     | Date | Revision                    |
|------------|------|-----------------------------|
| 03/10/2017 |      | ISSUED FOR DOB              |
| 03/16/2017 |      | ISSUED FOR DOB              |
| 02/14/2017 |      | ISSUED FOR DOB              |
| 01/27/2017 |      | SUPERSUBSTRUCTURE SET       |
| 01/25/2017 |      | ISSUED FOR DOB              |
| 11/17/2016 |      | PACKED PILING SET           |
| 11/10/2016 |      | 100% DEVELOPMENT REVIEW SET |
| 10/22/2016 |      | ISSUED FOR DOB              |
| 04/08/2016 |      | FOUNDATION BDC SET          |
| 02/15/2016 |      | DOB PLUMBING SET            |

Project:  
**City View Tower at Court Square**  
 23-15 44th Drive  
 Long Island City, NY 11101

Client:  
**Cityview Tower LLC**  
 112-15 NORTHERN BLVD, CF-2  
 CORONA, NY 11368  
 (718) 321-8652

Architect:  
**HILL | WEST**  
 ARCHITECTS  
 11 BROADWAY  
 17TH FLOOR  
 NEW YORK, NY 10004  
 T. 212 213 8007

Consultant:  
**DESIMONE CONSULTING ENGINEERS**  
 140 Broadway 25th Floor  
 New York, NY, 10005  
 (212) 532-2211

**Cosentini Associates**  
 Two Pennsylvania Plaza, 3rd FL.  
 New York, NY 10121  
 (212) 615-3600

**Whitehall**  
 11 Broadway, 17th Floor  
 New York, NY 10004  
 (212) 908-4940

DOB STAMPS & SIGNATURES:

DWG TITLE:  
 NORTH ELEVATION  
 BASE DETAILS

SEAL & SIGNATURE: [Signature]

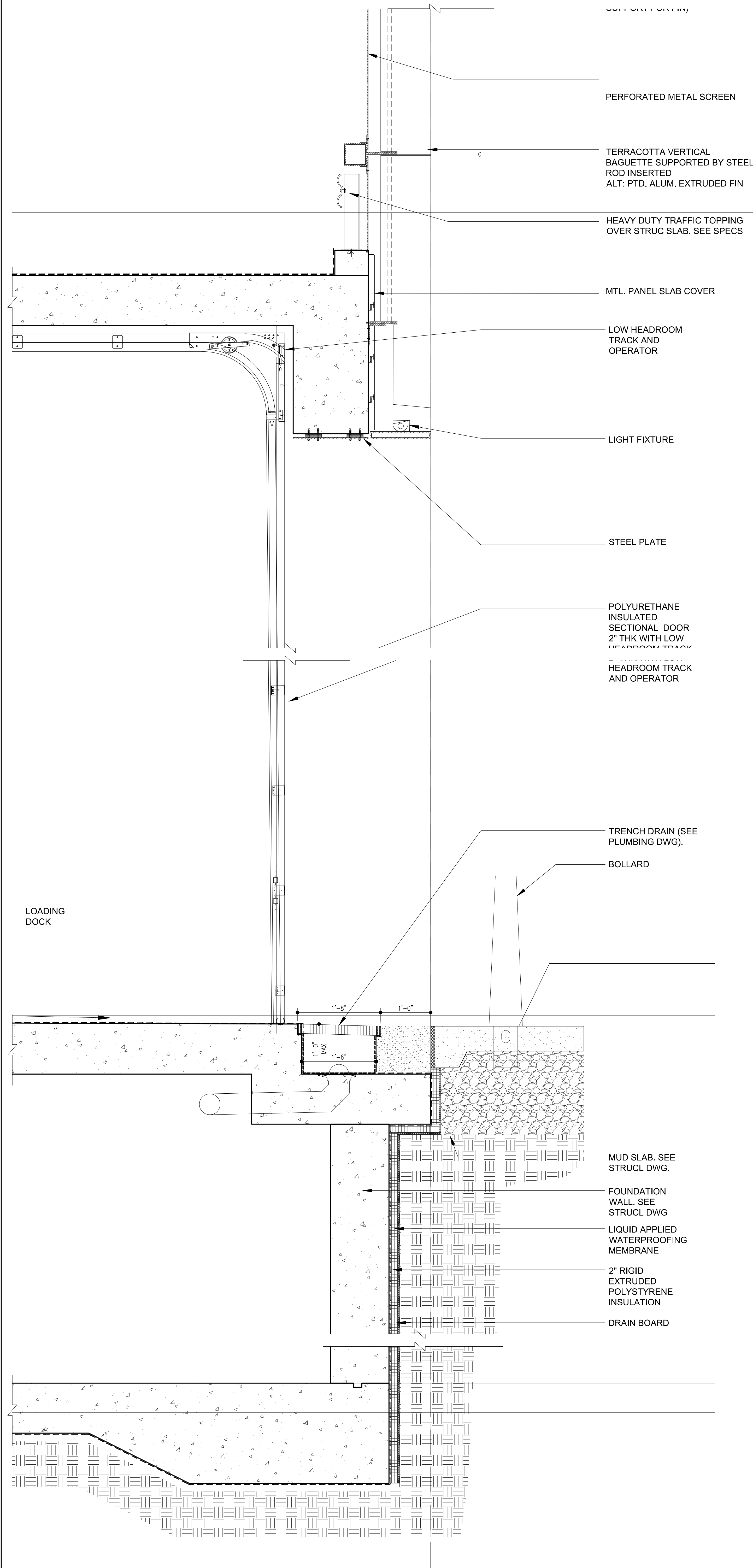
DATE: 01/18/2017

PROJECT #: 15412

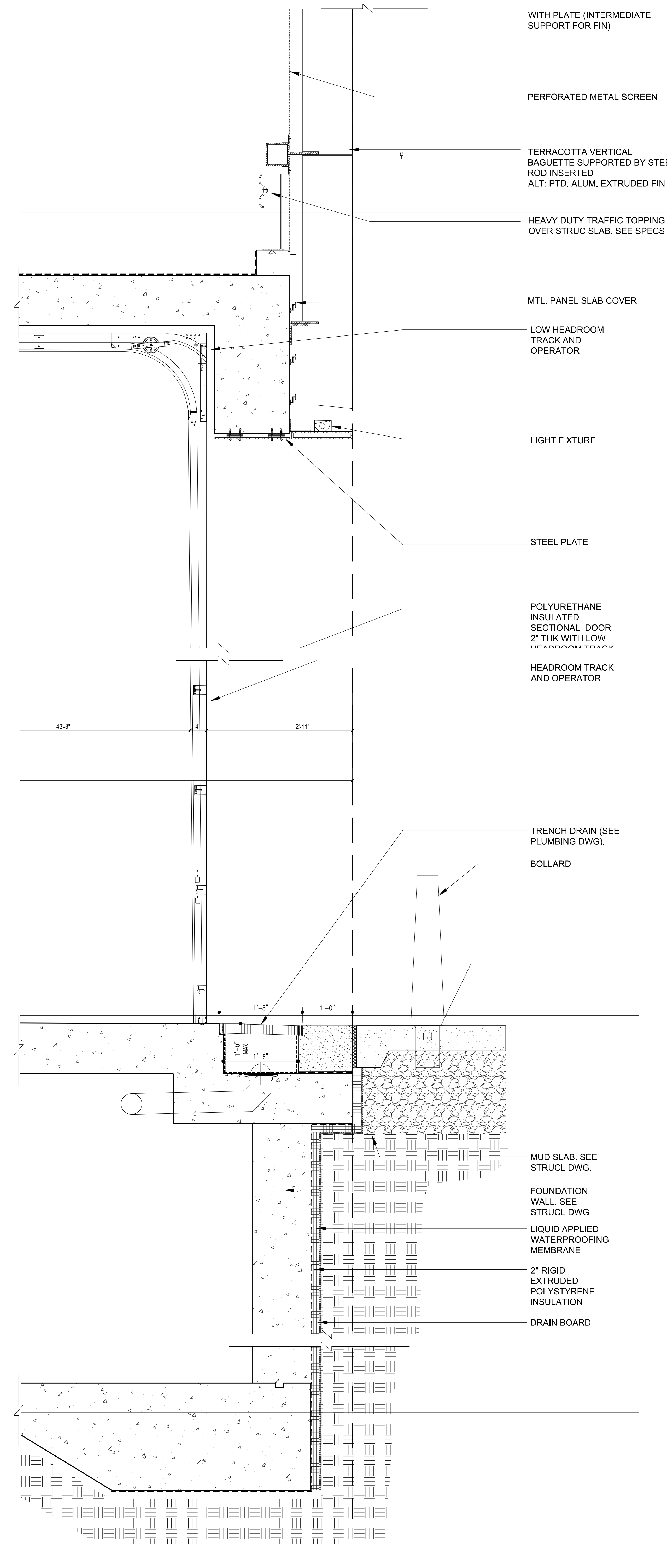
SCALE: AS NOTED

**A-513.00**

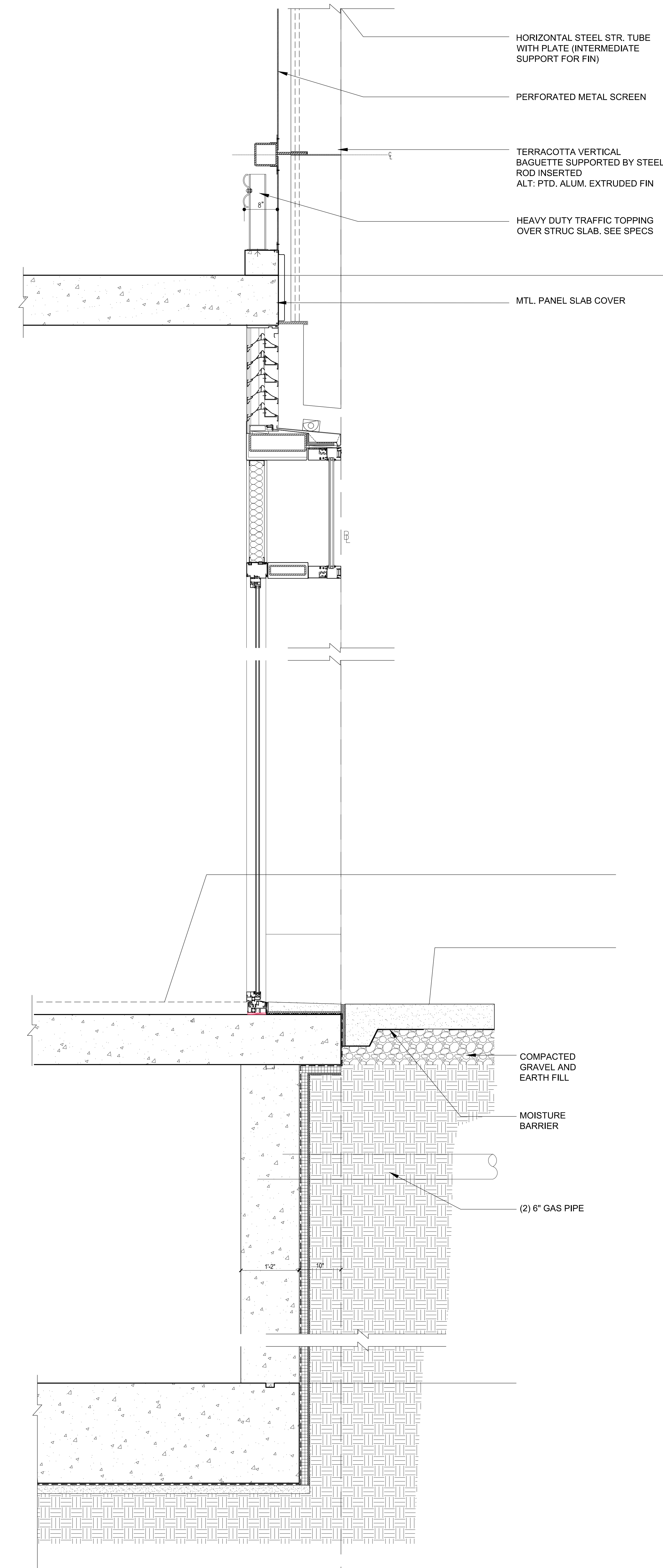
DWG NO. 049 OF 58



3 TYP. WALL DETAIL @ NORTH RESIDENTIAL ENTRY  
Scale: 1"=1'-0"



2 TYP. WALL DETAIL @ CAR PARKING ENTRY  
Scale: 1"=1'-0"



1 TYP. WALL DETAIL @ NORTH RESIDENTIAL ENTRY  
Scale: 1"=1'-0"

NOTES:

NOT FOR CONSTRUCTION

| Number     | Date                        | Revision |
|------------|-----------------------------|----------|
| 03/10/2017 | ISSUED FOR DOB              |          |
| 03/16/2017 | ISSUED FOR DOB              |          |
| 02/14/2017 | ISSUED FOR DOB              |          |
| 01/27/2017 | SUPERSTRUCTURE SET          |          |
| 01/25/2017 | ISSUED FOR DOB              |          |
| 11/17/2016 | PACK & PRINTING SET         |          |
| 11/10/2016 | 100% DEVELOPMENT REVIEW SET |          |
| 10/22/2016 | ISSUED FOR DOB              |          |
| 04/08/2016 | FOUNDATION BDC SET          |          |
| 02/15/2016 | DOB RULING SET              |          |

Project:  
**City View Tower at Court Square**  
23-15 44th Drive  
Long Island City, NY 11101

Client:  
**Cityview Tower LLC**  
112-15 NORTHERN BLVD, CF-2  
CORONA, NY 11368  
(718) 321-8652

Architect:  
**HILL | WEST**  
ARCHITECTS  
11 BROADWAY  
17TH FLOOR  
NEW YORK, NY 10004  
T. 212 213 8007

Consultant:  
**DESIMONE CONSULTING ENGINEERS**  
140 Broadway 25th Floor  
New York, NY, 10005  
(212) 532-2211

**Cosentini Associates**  
Two Pennsylvania Plaza, 3rd Fl.  
New York, NY 10121  
(212) 615-3600

**Whitehall**  
11 Broadway, 17th Floor  
New York, NY 10004  
(212) 908-4940

DOB STAMPS & SIGNATURES:

DWG TITLE:  
NORTH ELEVATION  
BASE DETAILS

SEAL & SIGNATURE: [Signature]

DATE: 01/18/2017

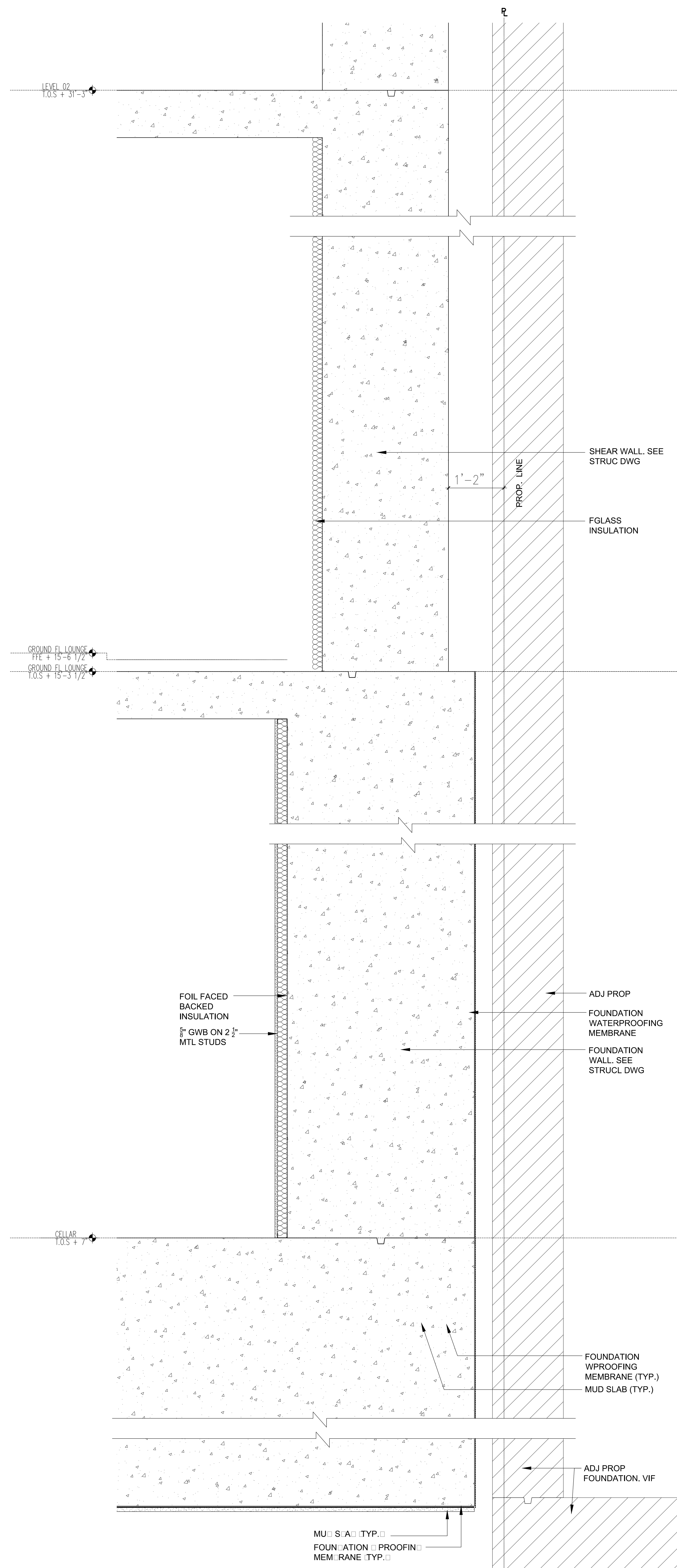
PROJECT #: 15142

SCALE: AS NOTED

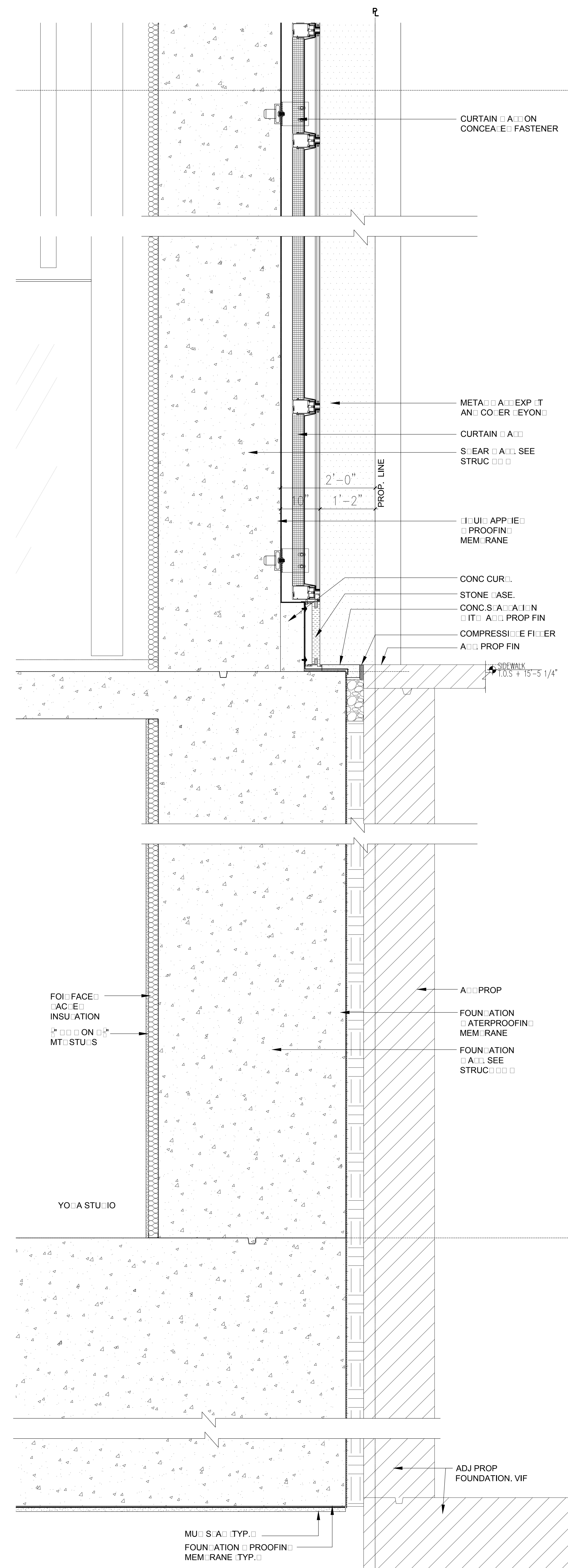
**A-514.00**

DWG NO.

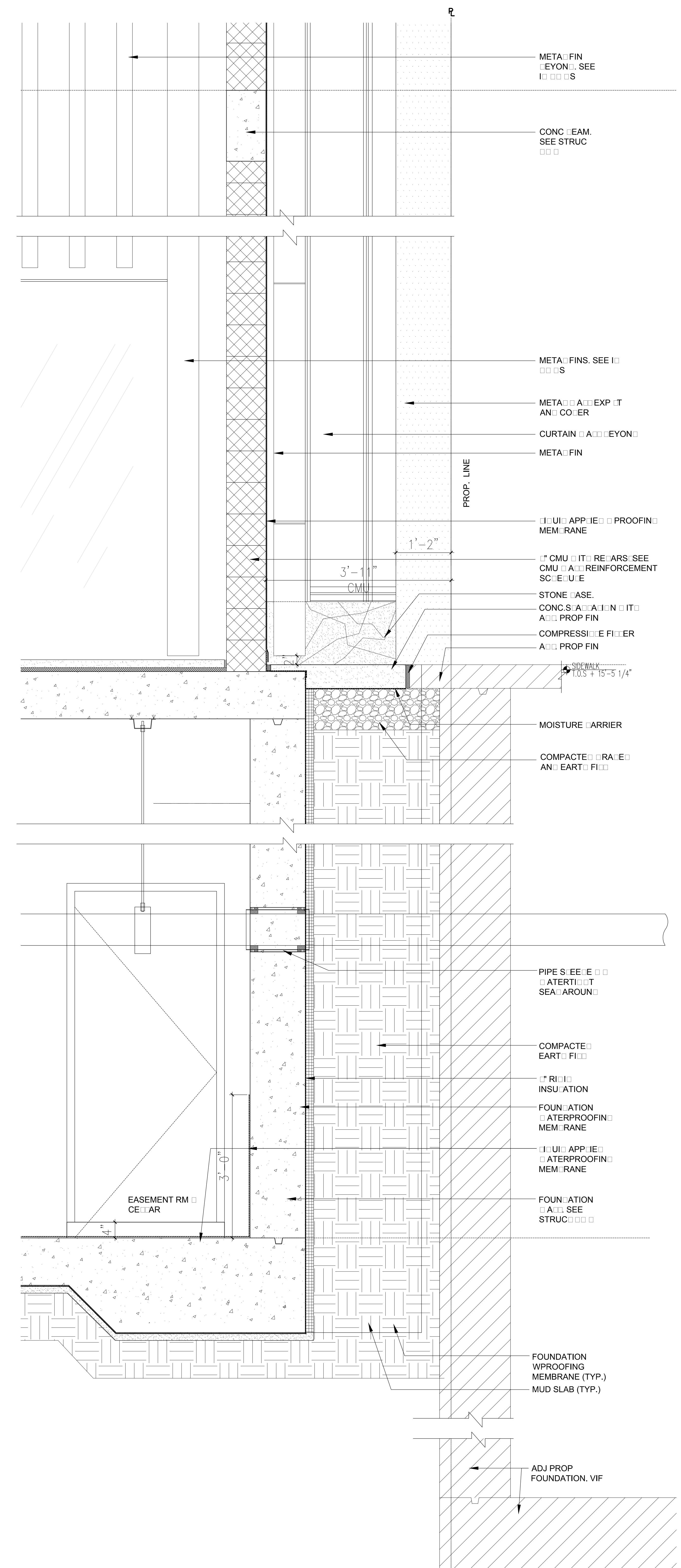
049 OF 58



3 WALL SECTION THRU EAST LOT LINE  
Scale: 1/4"=1'-0"



2 WALL SECTION THRU EAST LOT LINE  
Scale: 1/4"=1'-0"



1 WALL SECTION THRU EAST LOT LINE  
Scale: 1/4"=1'-0"

NOTES:

- 1. CURTAIN WALL SYSTEM SHALL BE AS SHOWN ON CURTAIN WALL DETAIL.
- 2. METAL FINISH SHALL BE AS SHOWN ON METAL FINISH DETAIL.
- 3. CURTAIN WALL SHALL BE AS SHOWN ON CURTAIN WALL DETAIL.
- 4. METAL FINISH SHALL BE AS SHOWN ON METAL FINISH DETAIL.
- 5. CURTAIN WALL SHALL BE AS SHOWN ON CURTAIN WALL DETAIL.
- 6. METAL FINISH SHALL BE AS SHOWN ON METAL FINISH DETAIL.
- 7. CURTAIN WALL SHALL BE AS SHOWN ON CURTAIN WALL DETAIL.
- 8. METAL FINISH SHALL BE AS SHOWN ON METAL FINISH DETAIL.
- 9. CURTAIN WALL SHALL BE AS SHOWN ON CURTAIN WALL DETAIL.
- 10. METAL FINISH SHALL BE AS SHOWN ON METAL FINISH DETAIL.
- 11. CURTAIN WALL SHALL BE AS SHOWN ON CURTAIN WALL DETAIL.
- 12. METAL FINISH SHALL BE AS SHOWN ON METAL FINISH DETAIL.
- 13. CURTAIN WALL SHALL BE AS SHOWN ON CURTAIN WALL DETAIL.
- 14. METAL FINISH SHALL BE AS SHOWN ON METAL FINISH DETAIL.
- 15. CURTAIN WALL SHALL BE AS SHOWN ON CURTAIN WALL DETAIL.
- 16. METAL FINISH SHALL BE AS SHOWN ON METAL FINISH DETAIL.
- 17. CURTAIN WALL SHALL BE AS SHOWN ON CURTAIN WALL DETAIL.
- 18. METAL FINISH SHALL BE AS SHOWN ON METAL FINISH DETAIL.
- 19. CURTAIN WALL SHALL BE AS SHOWN ON CURTAIN WALL DETAIL.
- 20. METAL FINISH SHALL BE AS SHOWN ON METAL FINISH DETAIL.
- 21. CURTAIN WALL SHALL BE AS SHOWN ON CURTAIN WALL DETAIL.
- 22. METAL FINISH SHALL BE AS SHOWN ON METAL FINISH DETAIL.
- 23. CURTAIN WALL SHALL BE AS SHOWN ON CURTAIN WALL DETAIL.
- 24. METAL FINISH SHALL BE AS SHOWN ON METAL FINISH DETAIL.
- 25. CURTAIN WALL SHALL BE AS SHOWN ON CURTAIN WALL DETAIL.
- 26. METAL FINISH SHALL BE AS SHOWN ON METAL FINISH DETAIL.
- 27. CURTAIN WALL SHALL BE AS SHOWN ON CURTAIN WALL DETAIL.
- 28. METAL FINISH SHALL BE AS SHOWN ON METAL FINISH DETAIL.
- 29. CURTAIN WALL SHALL BE AS SHOWN ON CURTAIN WALL DETAIL.
- 30. METAL FINISH SHALL BE AS SHOWN ON METAL FINISH DETAIL.
- 31. CURTAIN WALL SHALL BE AS SHOWN ON CURTAIN WALL DETAIL.
- 32. METAL FINISH SHALL BE AS SHOWN ON METAL FINISH DETAIL.
- 33. CURTAIN WALL SHALL BE AS SHOWN ON CURTAIN WALL DETAIL.
- 34. METAL FINISH SHALL BE AS SHOWN ON METAL FINISH DETAIL.
- 35. CURTAIN WALL SHALL BE AS SHOWN ON CURTAIN WALL DETAIL.
- 36. METAL FINISH SHALL BE AS SHOWN ON METAL FINISH DETAIL.
- 37. CURTAIN WALL SHALL BE AS SHOWN ON CURTAIN WALL DETAIL.
- 38. METAL FINISH SHALL BE AS SHOWN ON METAL FINISH DETAIL.
- 39. CURTAIN WALL SHALL BE AS SHOWN ON CURTAIN WALL DETAIL.
- 40. METAL FINISH SHALL BE AS SHOWN ON METAL FINISH DETAIL.
- 41. CURTAIN WALL SHALL BE AS SHOWN ON CURTAIN WALL DETAIL.
- 42. METAL FINISH SHALL BE AS SHOWN ON METAL FINISH DETAIL.
- 43. CURTAIN WALL SHALL BE AS SHOWN ON CURTAIN WALL DETAIL.
- 44. METAL FINISH SHALL BE AS SHOWN ON METAL FINISH DETAIL.
- 45. CURTAIN WALL SHALL BE AS SHOWN ON CURTAIN WALL DETAIL.
- 46. METAL FINISH SHALL BE AS SHOWN ON METAL FINISH DETAIL.
- 47. CURTAIN WALL SHALL BE AS SHOWN ON CURTAIN WALL DETAIL.
- 48. METAL FINISH SHALL BE AS SHOWN ON METAL FINISH DETAIL.
- 49. CURTAIN WALL SHALL BE AS SHOWN ON CURTAIN WALL DETAIL.
- 50. METAL FINISH SHALL BE AS SHOWN ON METAL FINISH DETAIL.

Number: Date: Revision:

Project:  
**City View Tower at Court Square**  
23-15 44th Drive  
Long Island City, NY 11101

Client:  
**Cityview Tower LLC**  
112-15 NORTHERN BLVD, CF-2  
CORONA, NY 11368  
(718) 321-8552

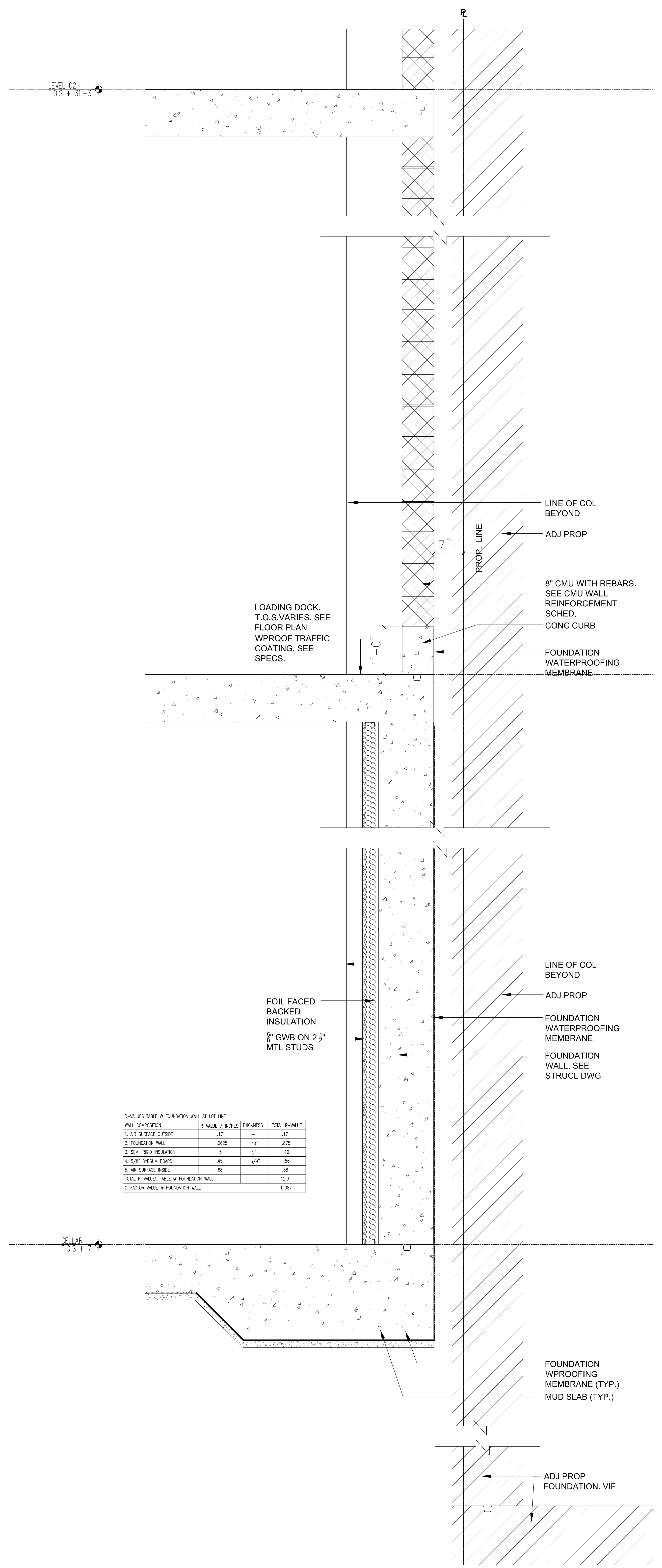
Architect:  
**HILL | WEST**  
ARCHITECTS  
11 BROADWAY  
17TH FLOOR  
NEW YORK, NY 10004  
T. 212 213 8007

Consultant:  
**DESIMONE CONSULTING ENGINEERS**  
140 Broadway 25th Floor  
New York, NY 10005  
(212) 532-2211  
**Cosentini Associates**  
Two Pennsylvania Plaza, 3rd FL  
New York, NY 10121  
(212) 615-3600  
**Whitehall**  
11 Broadway, 17th Floor  
New York, NY 10004  
(212) 908-4940

DOB STAMPS & SIGNATURES:

DWG TITLE:  
EAST ELEVATION  
BASE DETAILS

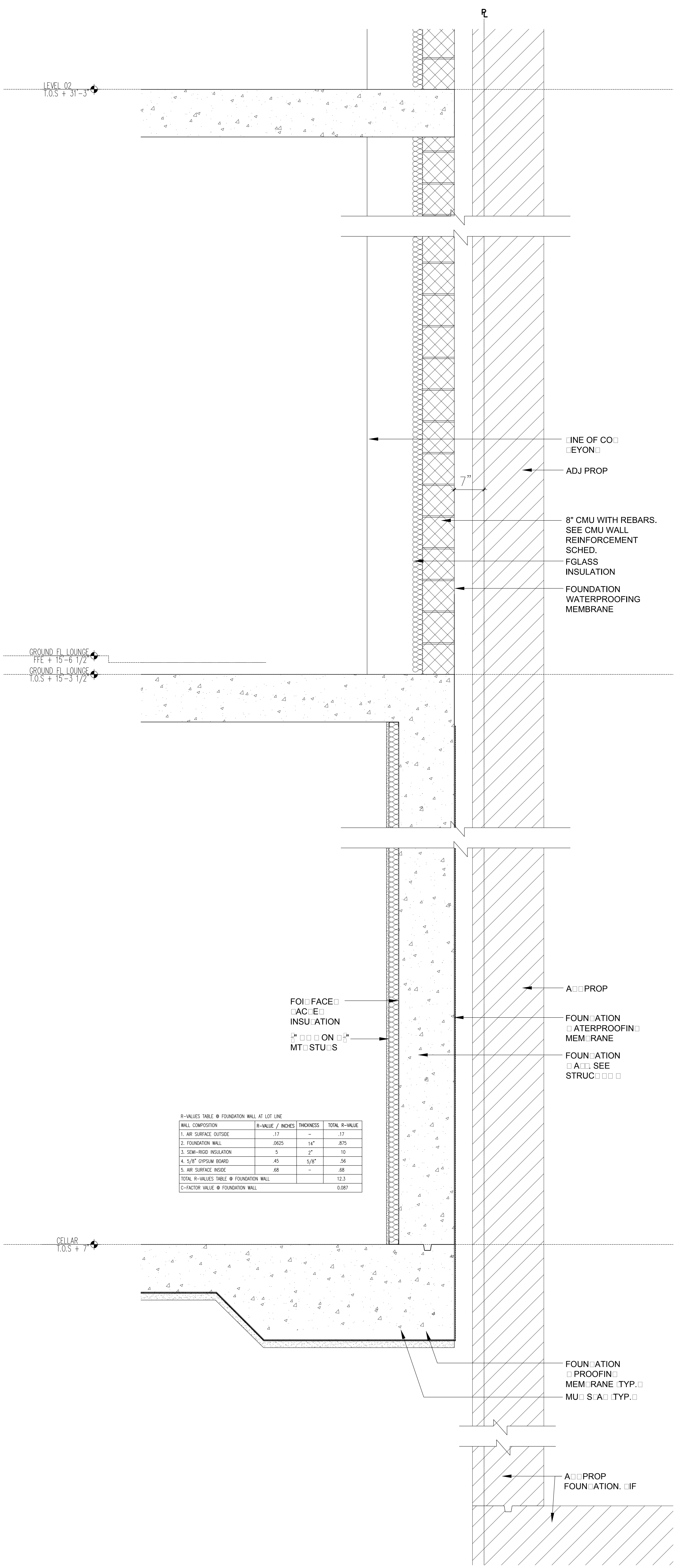
|                       |                     |
|-----------------------|---------------------|
| SEAL & SIGNATURE:<br> | DATE:<br>01/18/2017 |
| PROJECT #:<br>15412   | SCALE:<br>AS NOTED  |
| <b>A-515.00</b>       |                     |
| DWG NO.               |                     |



R-VALUES TABLE @ FOUNDATION WALL AT LOT LINE

| WALL COMPOSITION                       | R-VALUE / INCHES | THICKNESS | TOTAL R-VALUE |
|--|------------------|-----------|---------------|
| 1. AIR SURFACE OUTSIDE                 | 0.17             |           | 0.17          |
| 2. FOUNDATION WALL                     | 0.025            | 14"       | 0.35          |
| 3. SEMI-RIGID INSULATION               | 5                | 2"        | 10            |
| 4. 5/8" Gypsum BOARD                   | 0.078            |           | 0.31          |
| 5. AIR SURFACE INSIDE                  | 0.17             |           | 0.17          |
| TOTAL R-VALUES TABLE @ FOUNDATION WALL |                  |           | 12.5          |
| C-FACTOR VALUE @ FOUNDATION WALL       |                  |           | 0.087         |

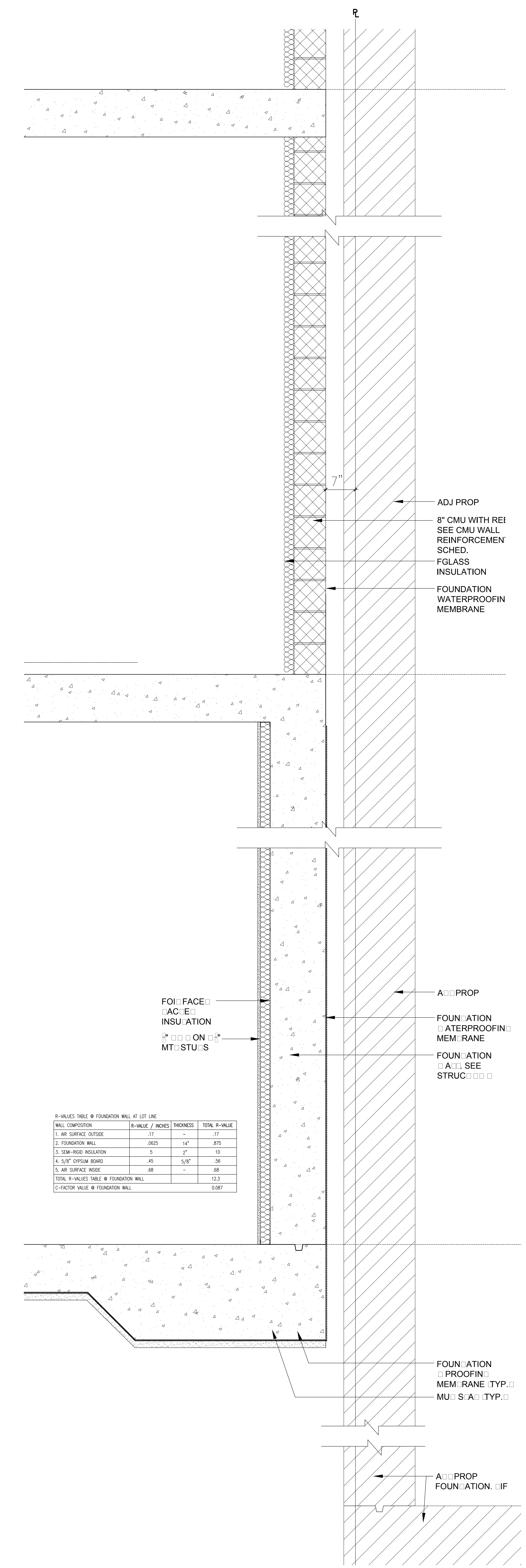
3 WALL SECTION THRU EAST LOT LINE  
Scale: 1/4"=1'-0"



R-VALUES TABLE @ FOUNDATION WALL AT LOT LINE

| WALL COMPOSITION                       | R-VALUE / INCHES | THICKNESS | TOTAL R-VALUE |
|--|------------------|-----------|---------------|
| 1. AIR SURFACE OUTSIDE                 | 0.17             |           | 0.17          |
| 2. FOUNDATION WALL                     | 0.025            | 14"       | 0.35          |
| 3. SEMI-RIGID INSULATION               | 5                | 2"        | 10            |
| 4. 5/8" Gypsum BOARD                   | 0.078            |           | 0.31          |
| 5. AIR SURFACE INSIDE                  | 0.17             |           | 0.17          |
| TOTAL R-VALUES TABLE @ FOUNDATION WALL |                  |           | 12.5          |
| C-FACTOR VALUE @ FOUNDATION WALL       |                  |           | 0.087         |

2 WALL SECTION THRU EAST LOT LINE  
Scale: 1/4"=1'-0"



R-VALUES TABLE @ FOUNDATION WALL AT LOT LINE

| WALL COMPOSITION                       | R-VALUE / INCHES | THICKNESS | TOTAL R-VALUE |
|--|------------------|-----------|---------------|
| 1. AIR SURFACE OUTSIDE                 | 0.17             |           | 0.17          |
| 2. FOUNDATION WALL                     | 0.025            | 14"       | 0.35          |
| 3. SEMI-RIGID INSULATION               | 5                | 2"        | 10            |
| 4. 5/8" Gypsum BOARD                   | 0.078            |           | 0.31          |
| 5. AIR SURFACE INSIDE                  | 0.17             |           | 0.17          |
| TOTAL R-VALUES TABLE @ FOUNDATION WALL |                  |           | 12.5          |
| C-FACTOR VALUE @ FOUNDATION WALL       |                  |           | 0.087         |

1 WALL SECTION THRU EAST LOT LINE  
Scale: 1/4"=1'-0"

NOTES:

- 03/16/2017 ISSUED FOR DOB
- 03/16/2017 ISSUED FOR DOB
- 02/14/2017 ISSUED FOR DOB
- 01/07/2017 SUPERSTRUCTURE SET
- 01/03/2017 ISSUED FOR DOB
- 11/17/2016 FACILE PRICING SET
- 11/01/2016 100% DOB FOUNDATION BID SET
- 10/12/2016 ISSUED FOR DOB
- 04/08/2016 FOUNDATION BID SET
- 02/05/2016 DOB FILING SET

Project: **City View Tower at Court Square**  
23-15 44th Drive  
Long Island City, NY 11101

Client: **Cityview Tower LLC**  
112-15 NORTHERN BLVD, CF-2  
CORONA, NY 11368  
(718) 321-8652

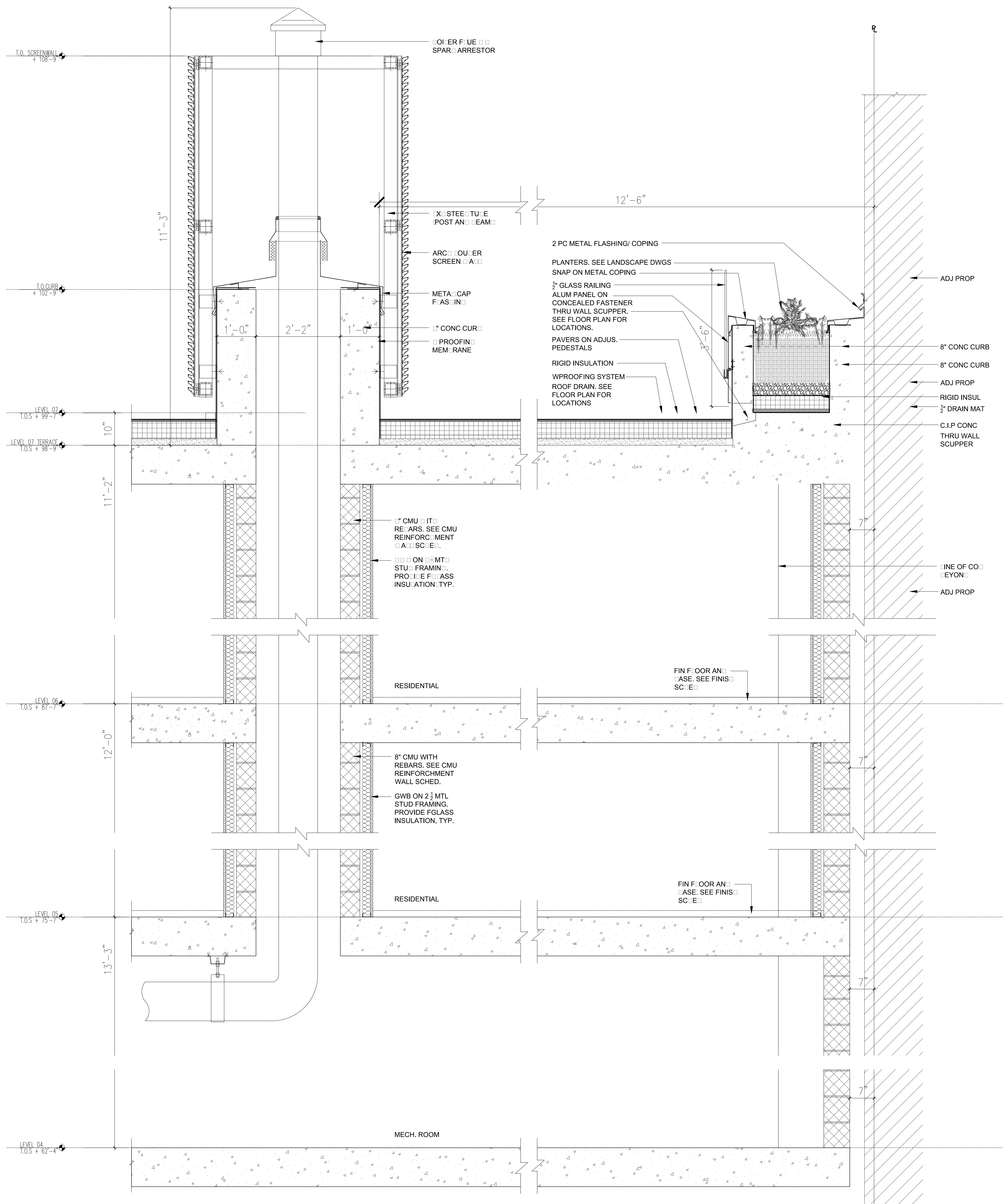
Architect: **HILL | WEST ARCHITECTS**  
11 BROADWAY  
17TH FLOOR  
NEW YORK, NY 10004  
T. 212 213 8007

Consultant: **DESIMONE CONSULTING ENGINEERS**  
140 Broadway 25th Floor  
New York, NY, 10005  
(212) 532-2211  
**Cosentini Associates**  
Two Pennsylvania Plaza, 3rd FL.  
New York, NY 10121  
(212) 615-3600  
**Whitehall**  
11 Broadway, 17th Floor  
New York, NY 10004  
(212) 908-4940

DOB STAMPS & SIGNATURES:

DWG TITLE: **EAST ELEVATION BASE DETAILS**

SEAL & SIGNATURE: [Signature]  
DATE: 01/18/2017  
PROJECT #: 15412  
SCALE: AS NOTED  
**A-516.00**  
DWG NO. 049 OF 58



**NOTES:**

**NOT FOR CONSTRUCTION**

| Date       | Revision             |
|------------|----------------------|
| 09/08/2017 | ISSUED FOR DOB       |
| 03/01/2017 | ISSUED FOR DOB       |
| 02/04/2017 | ISSUED FOR DOB       |
| 01/07/2017 | SUBSTRUCTURE SET     |
| 01/03/2017 | ISSUED FOR DOB       |
| 11/17/2016 | FACE FRAMING SET     |
| 10/11/2016 | 100% DEVELOPMENT SET |
| 10/12/2016 | ISSUED FOR DOB       |
| 04/08/2016 | FOUNDATION SET       |
| 02/05/2016 | DOB FILING SET       |

Number: \_\_\_\_\_ Date: \_\_\_\_\_ Revision: \_\_\_\_\_  
 Project:  
**City View Tower at Court Square**  
 23-15 44th Drive  
 Long Island City, NY 11101

Client:  
**Cityview Tower LLC**  
 112-15 NORTHERN BLVD, CF-2  
 CORONA, NY 11368  
 (718) 321-8552

Architect:  
**HILL | WEST**  
 ARCHITECTS  
 11 BROADWAY  
 17TH FLOOR  
 NEW YORK, NY 10004  
 T. 212 213 8007

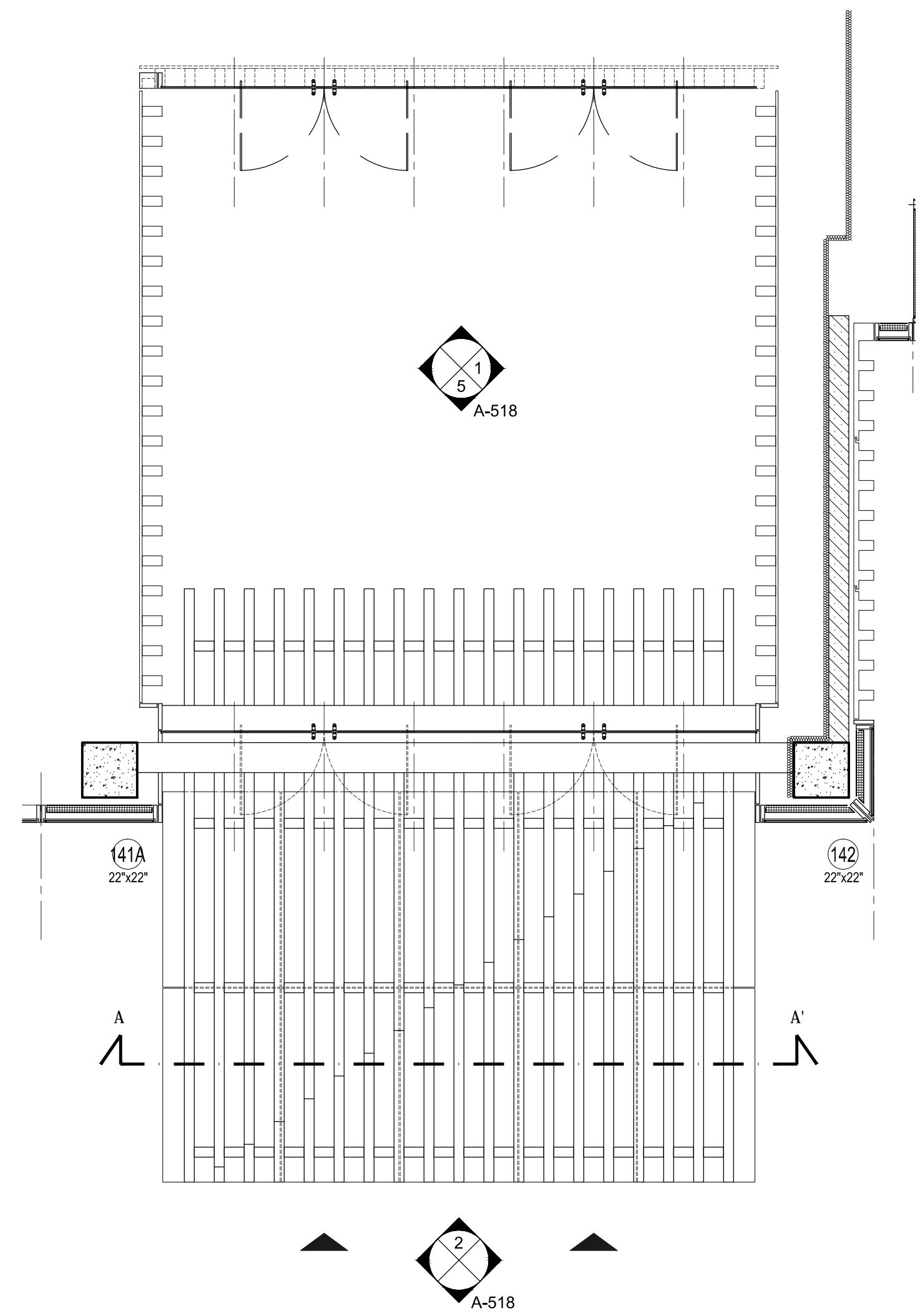
Consultant:  
**DESIMONE CONSULTING ENGINEERS**  
 140 Broadway 25th Floor  
 New York, NY, 10005  
 (212) 532-2211  
**Cosentini Associates**  
 Two Pennsylvania Plaza, 3rd FL.  
 New York, NY 10121  
 (212) 615-3600  
**Whitehall**  
 11 Broadway, 17th Floor  
 New York, NY 10004  
 (212) 908-4940

DOB STAMPS & SIGNATURES:

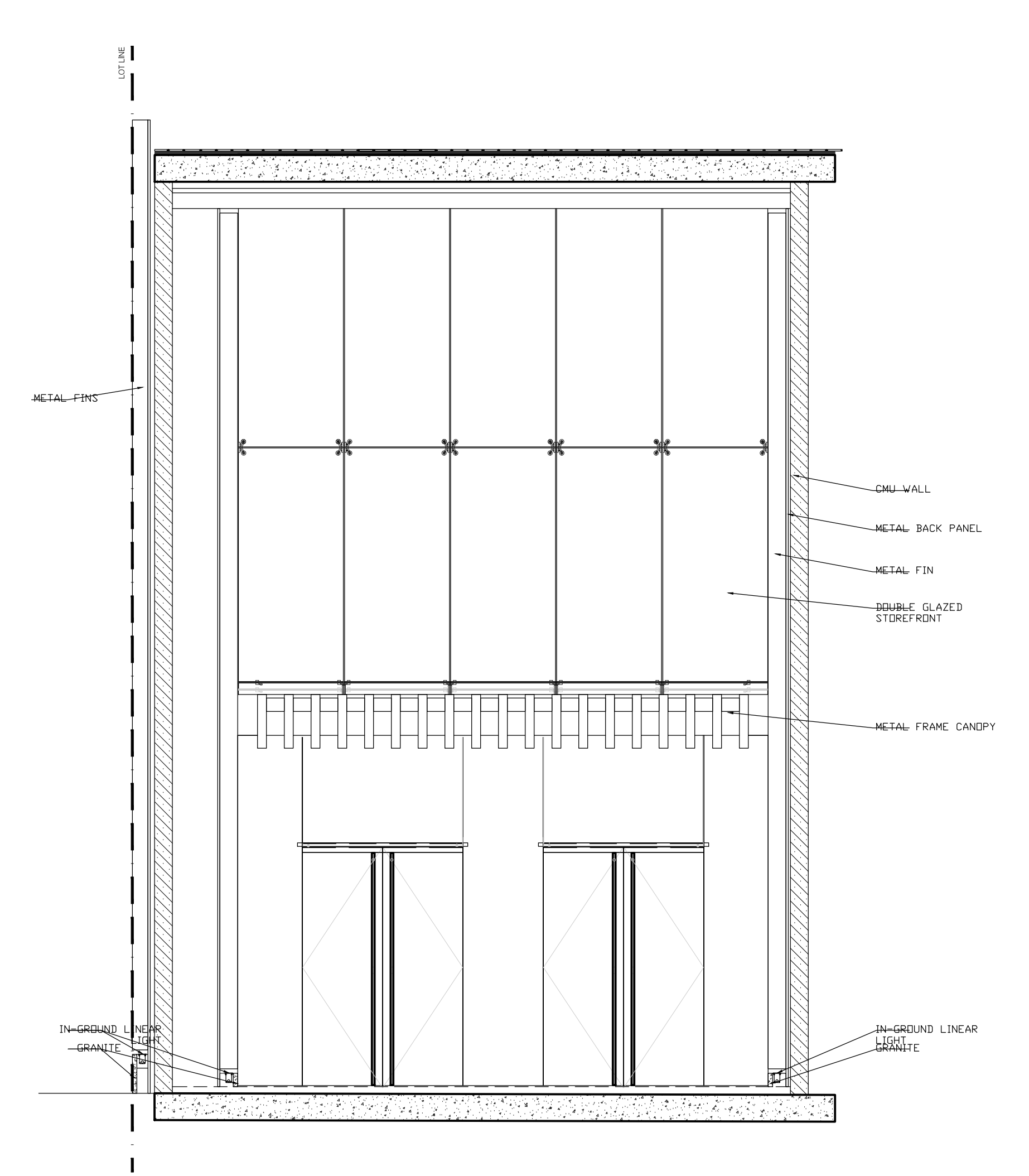
DWG TITLE:  
**EAST ELEVATION  
 BASE DETAILS**

|                         |                  |
|-------------------------|------------------|
| SEAL & SIGNATURE:<br>   | DATE: 01/18/2017 |
| PROJECT #:              | 15412            |
| SCALE: AS NOTED         |                  |
| DWG NO. <b>A-517.00</b> |                  |

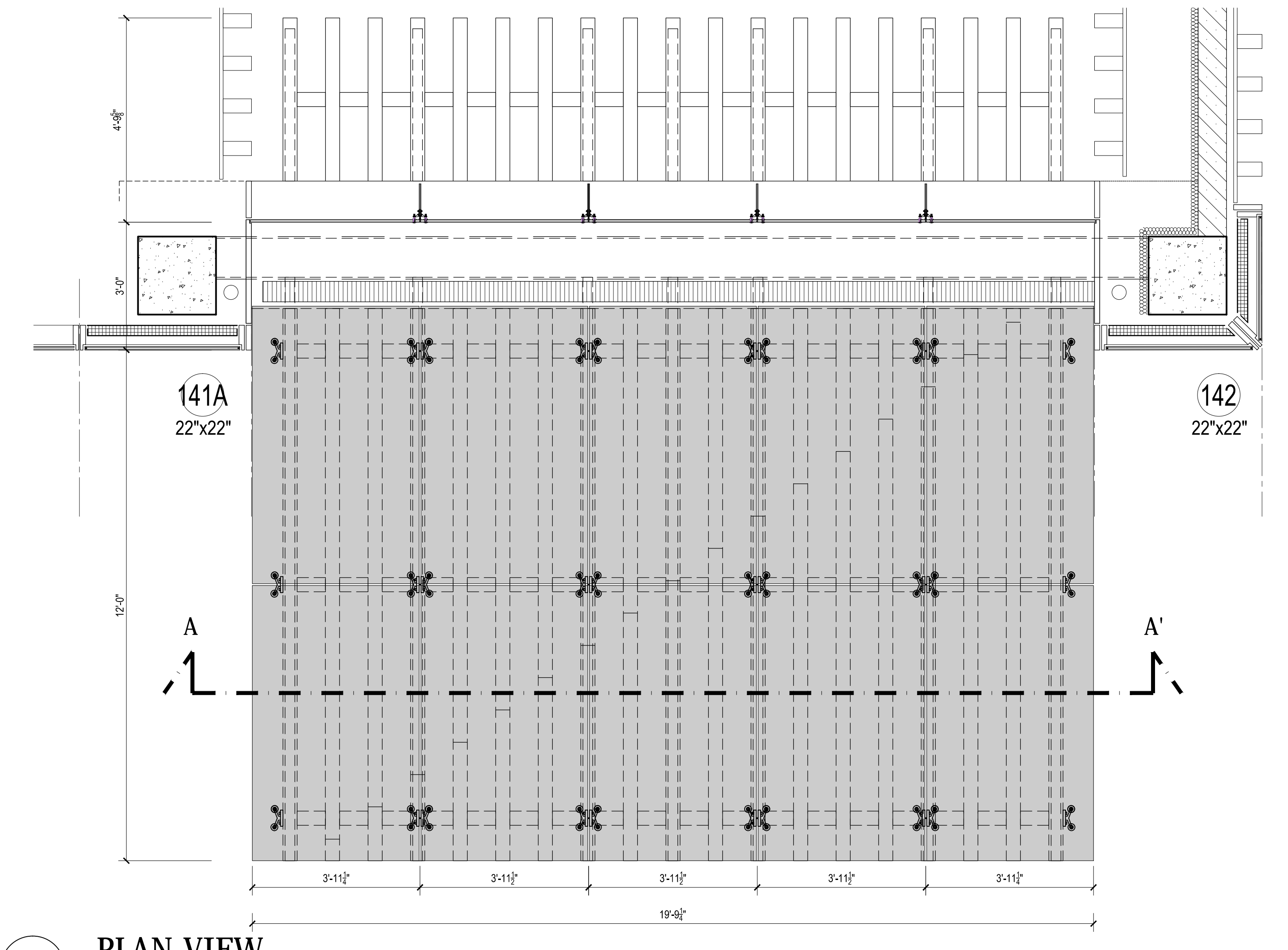
**1 WALL SECTION THRU EAST LOT LINE**  
 Scale: 1/4" = 1'-0"



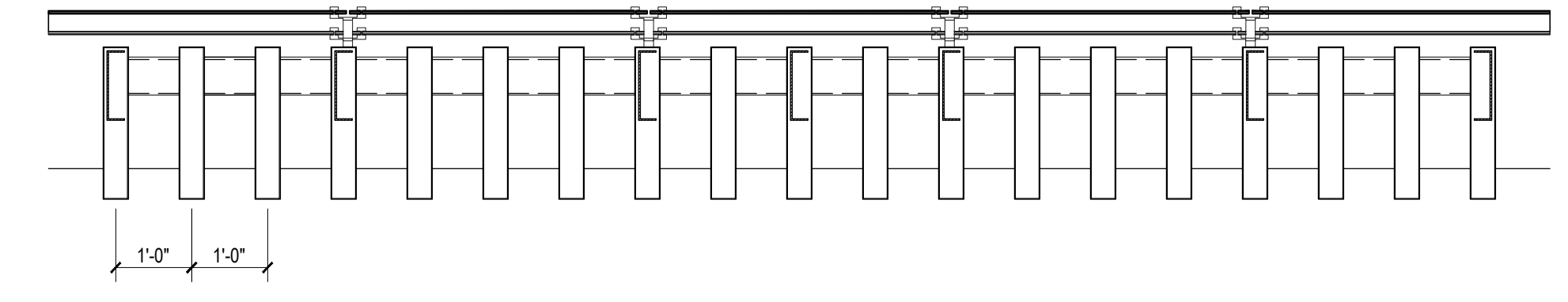
6 REFLECTIVE CEILING PLAN Scale: 1/4" = 1'-0"



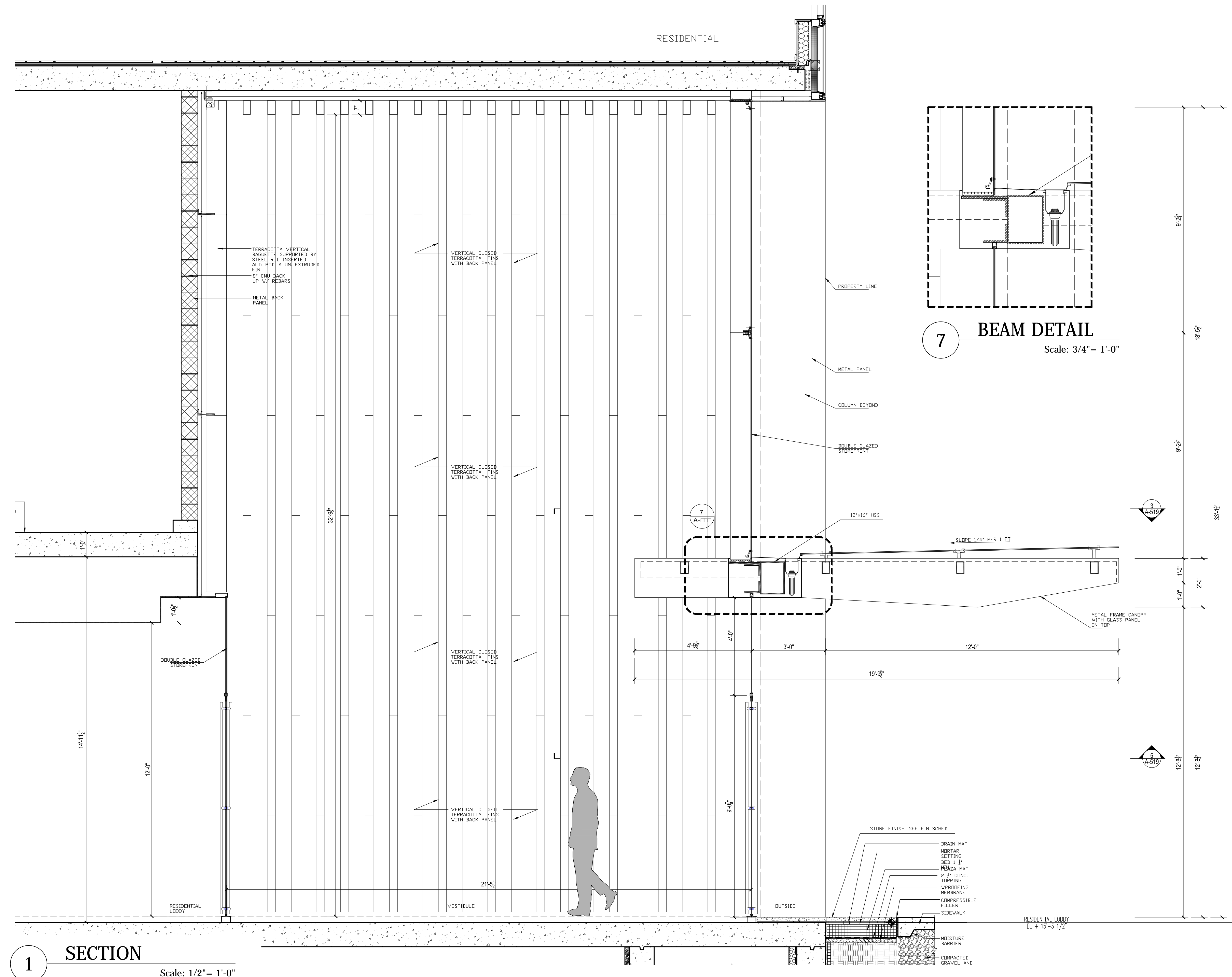
5 REFLECTIVE CEILING PLAN Scale: 1/4" = 1'-0"



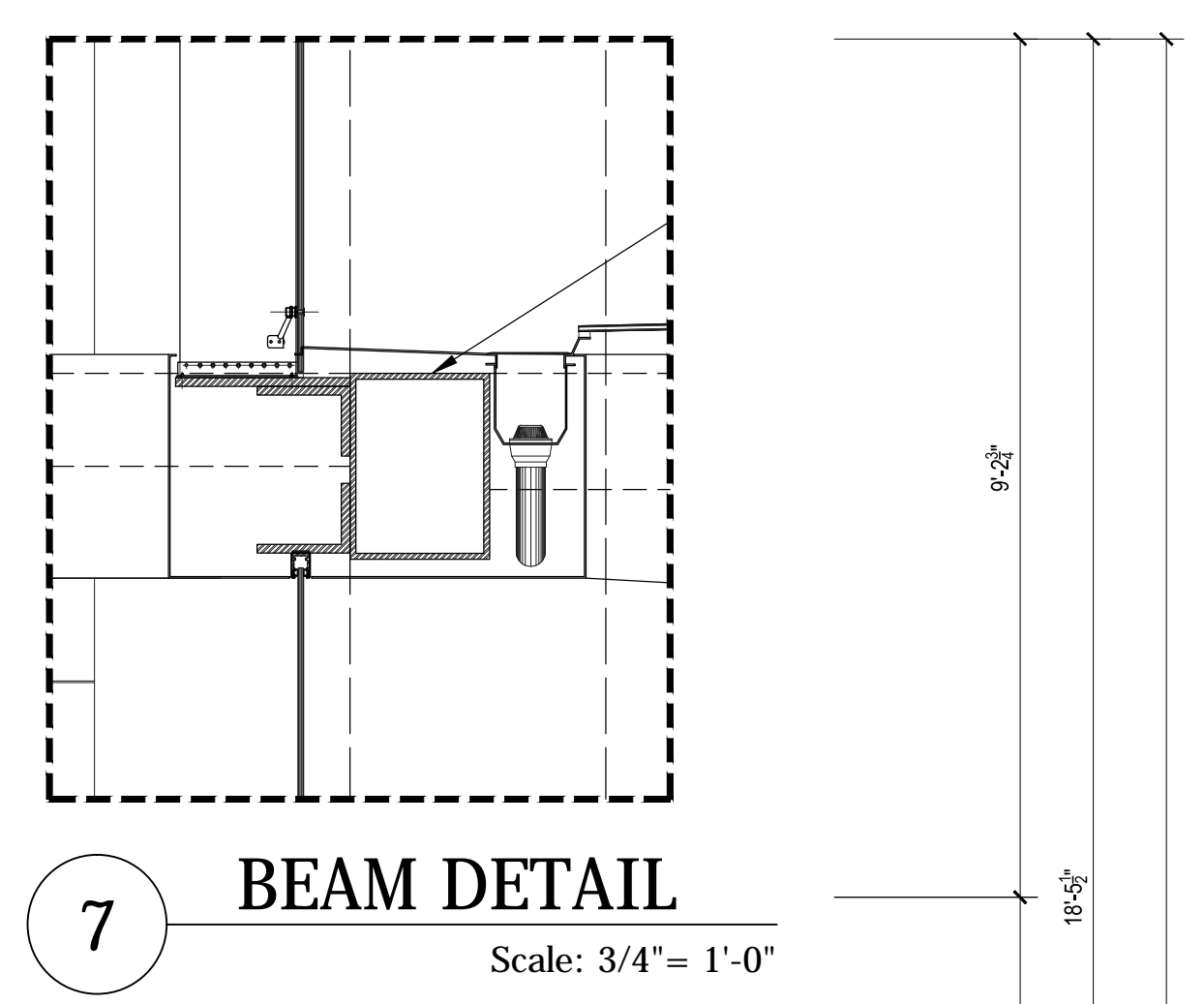
4 PLAN VIEW Scale: 1/2" = 1'-0"



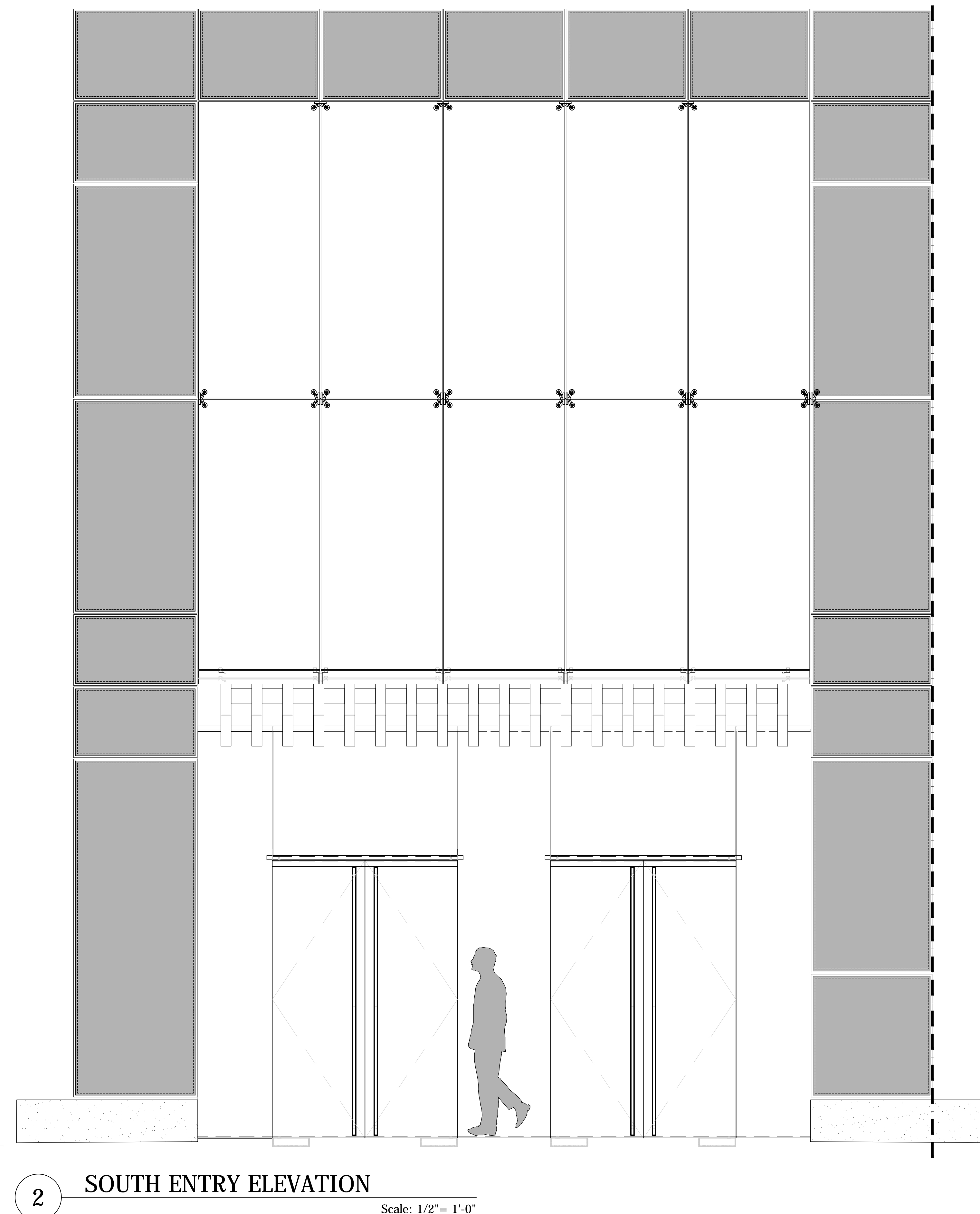
3 SECTION A-A Scale: 1/2" = 1'-0"



1 SECTION Scale: 1/2" = 1'-0"



7 BEAM DETAIL Scale: 3/4" = 1'-0"



2 SOUTH ENTRY ELEVATION Scale: 1/2" = 1'-0"

NOTES:

| Number     | Date                        | Revision |
|------------|-----------------------------|----------|
| 03/10/2017 | ISSUED FOR DOB              |          |
| 03/01/2017 | ISSUED FOR DOB              |          |
| 02/14/2017 | ISSUED FOR DOB              |          |
| 01/27/2017 | SUPERSTRUCTURE SET          |          |
| 01/23/2017 | ISSUED FOR DOB              |          |
| 11/17/2016 | FACADE FRINGE SET           |          |
| 11/11/2016 | 100% GSA FOUNDATION BID SET |          |
| 10/12/2016 | ISSUED FOR DOB              |          |
| 04/09/2016 | FOUNDATION BID SET          |          |
| 03/05/2016 | DOB FILING SET              |          |

NOT FOR CONSTRUCTION

Project:  
**City View Tower at Court Square**  
23-15 44th Drive  
Long Island City, NY 11101

Client:  
**Cityview Tower LLC**  
112-15 NORTHERN BLVD, CF-2  
CORONA, NY 11368  
(718) 321-8552

Architect:  
**HILL | WEST ARCHITECTS**  
11 BROADWAY  
17TH FLOOR  
NEW YORK, NY 10004  
T. 212.213.8007

Consultant:  
**DESIMONE CONSULTING ENGINEERS**  
140 Broadway, 25th Floor  
New York, NY, 10005  
(212) 532-2211

**Cosentini Associates**  
Two Pennsylvania Plaza, 3rd FL,  
New York, NY 10121  
(212) 615-3600

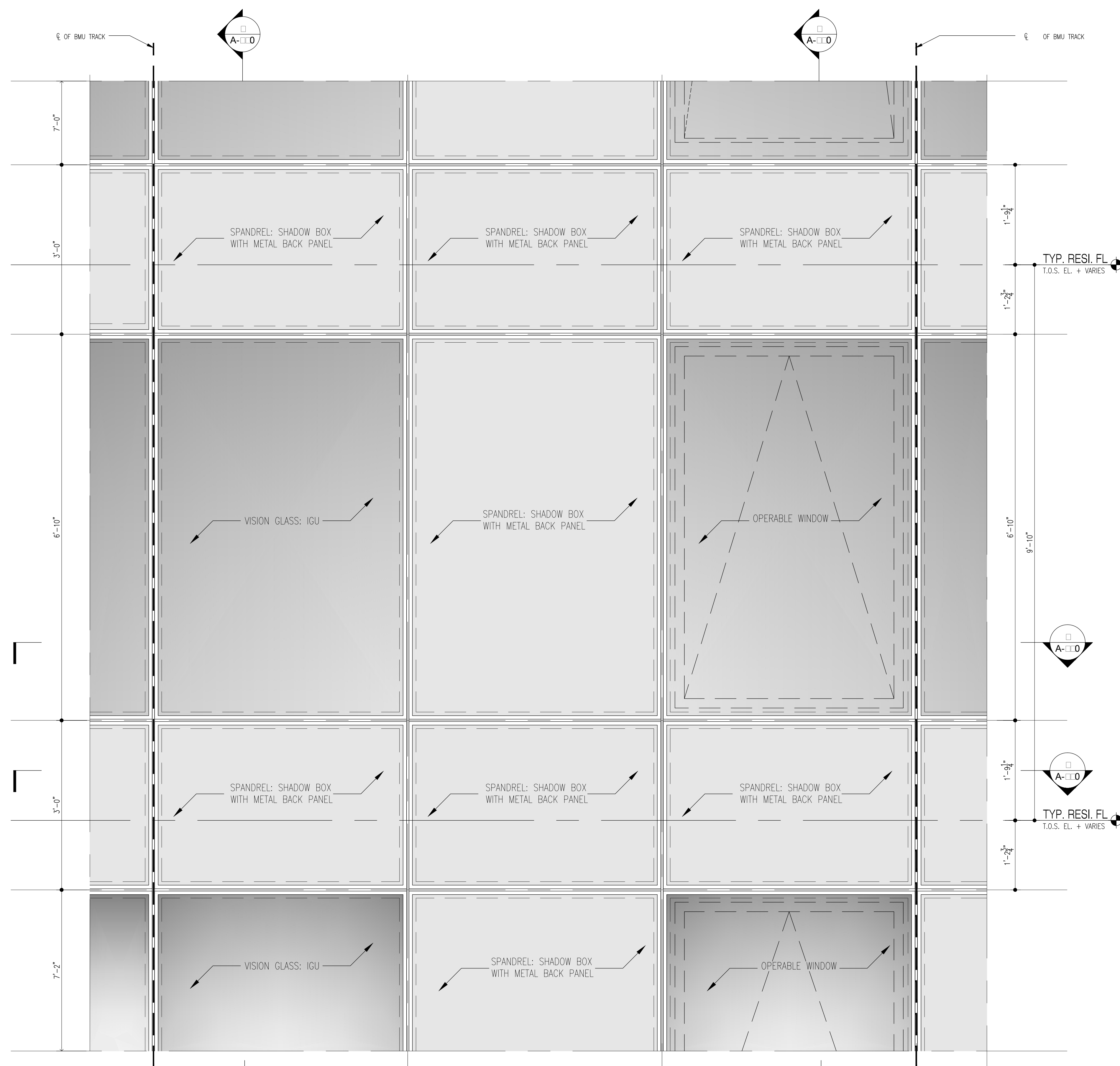
**Whitehall**  
11 Broadway, 17th Floor  
New York, NY 10004  
(212) 908-4940

DOB STAMPS & SIGNATURES:

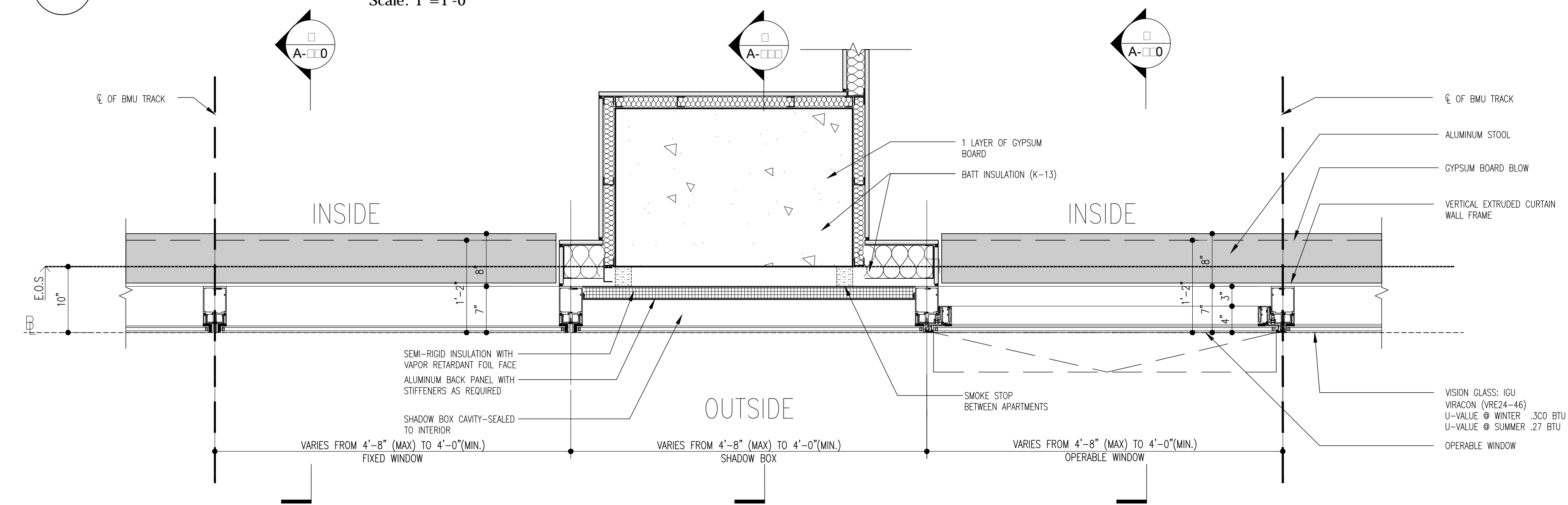
DWG TITLE:  
**MARQUE WALL DETAILS @ SOUTH ELEVATION**

SEAL & SIGNATURE: [Signature]  
DATE: 01/18/2017  
PROJECT #: 15A12  
SCALE: AS NOTED  
**A-518.00**  
DWG NO. 049 OF 58

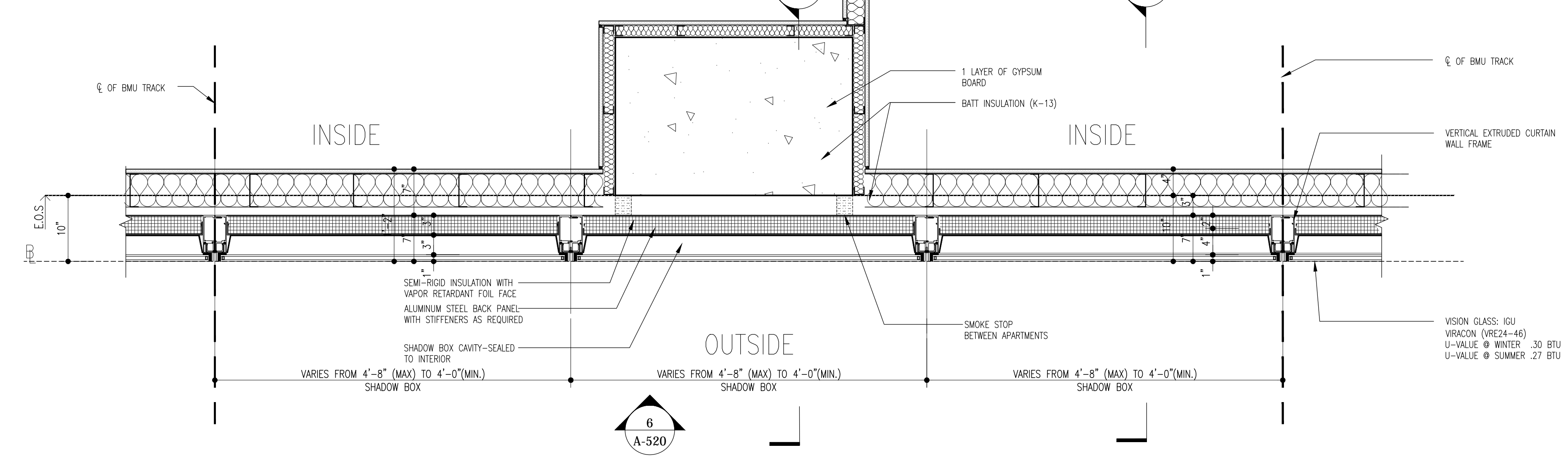




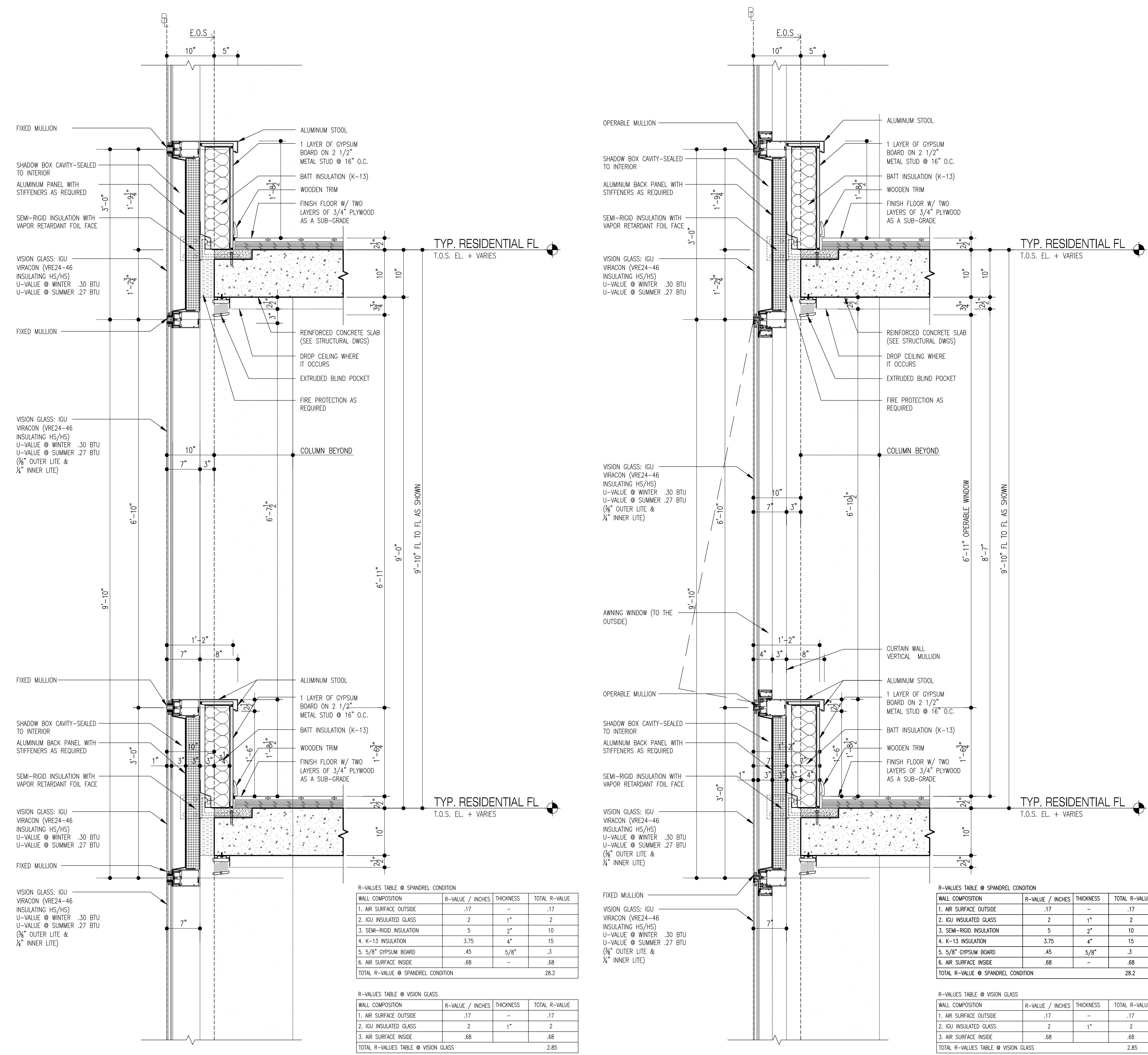
6 TYP. ELEVATION DETAIL  
Scale: 1"=1'-0"



5 TYP. HORIZONTAL DETAIL @ VISION GLASS  
Scale: 1"=1'-0"




2 TYP. HORIZONTAL DETAIL @ SPANDREL COND.  
Scale: 1"=1'-0"



4 TYP. WALL SECTION  
Scale: 1"=1'-0"

3 TYP. WALL SECTION @ OPERABLE WINDOW  
Scale: 1"=1'-0"



1 TYP. WALL TYPE AXONOMETRIC  
Scale: NTS

NOTES:

NOT FOR CONSTRUCTION

| Number     | Date | Revision                         |
|------------|------|----------------------------------|
| 03/10/2017 |      | ISSUED FOR DOB                   |
| 03/10/2017 |      | ISSUED FOR DOB                   |
| 02/10/2017 |      | ISSUED FOR DOB                   |
| 01/22/2017 |      | SUPERSTRUCTURE SET               |
| 01/25/2017 |      | ISSUED FOR DOB                   |
| 11/17/2016 |      | FAÇADE PILING SET                |
| 11/11/2016 |      | VISION DETAIL FOUNDATION BRG SET |
| 10/22/2016 |      | ISSUED FOR DOB                   |
| 04/08/2016 |      | FOUNDATION BRG SET               |
| 02/25/2016 |      | DOB PLING SET                    |

Project:  
**City View Tower at Court Square**  
23-15 44th Drive  
Long Island City, NY 11101

Client:  
**Cityview Tower LLC**  
112-15 NORTHERN BLVD, CF-2  
CORONA, NY 11368  
(718) 321-8652

Architect:  
**HILL | WEST ARCHITECTS**  
11 BROADWAY  
17TH FLOOR  
NEW YORK, NY 10004  
T. 212 213 8007

Consultant:  
**DESIMONE CONSULTING ENGINEERS**  
140 Broadway 25th Floor  
New York, NY, 10005  
(212) 532-2211

**Cosentini Associates**  
Two Pennsylvania Plaza, 3rd Fl.  
New York, NY 10121  
(212) 615-3600

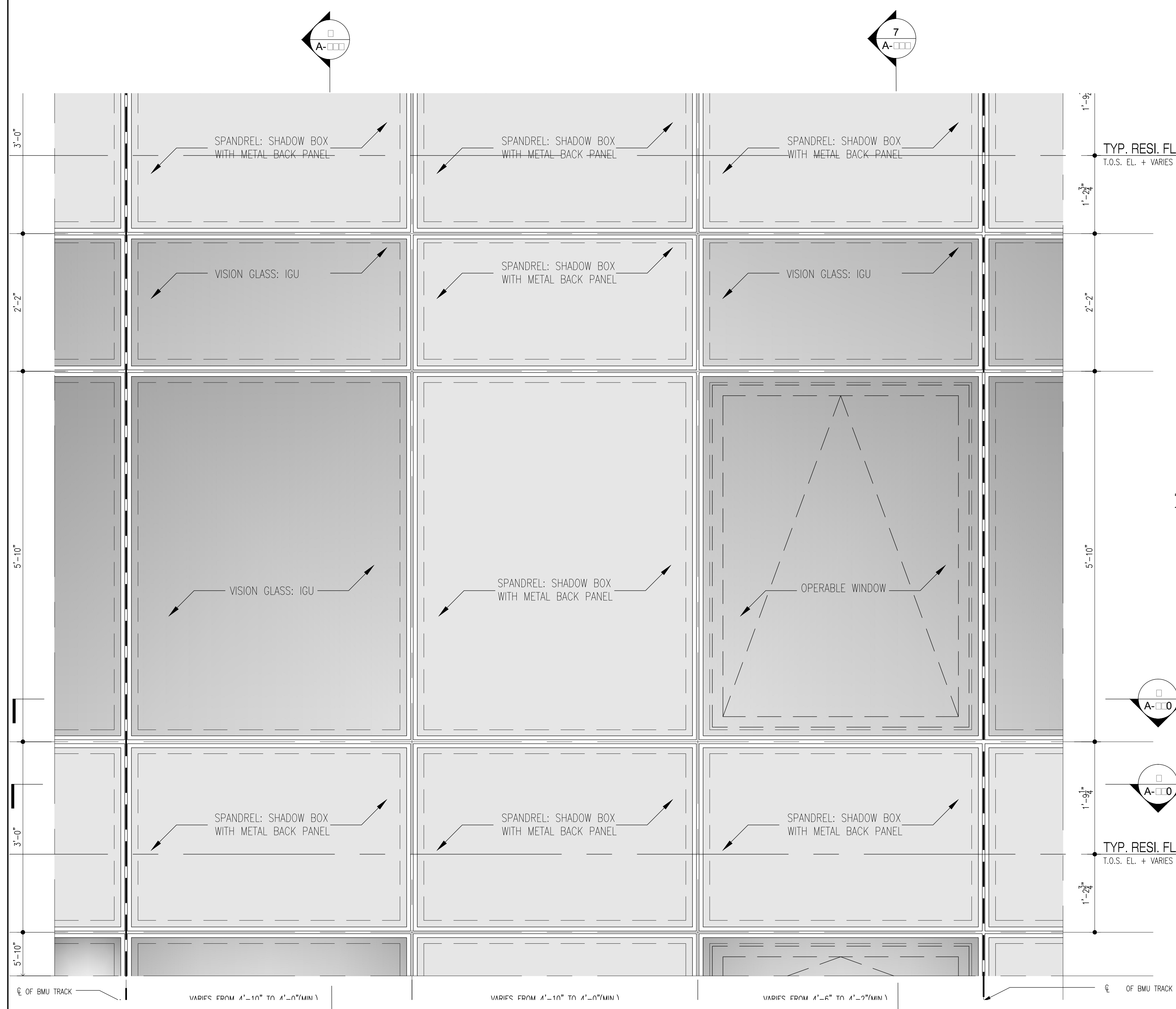
**Whitehall**  
11 Broadway, 7th Floor  
New York, NY 10004  
(212) 908-4940

DOB STAMPS & SIGNATURES:

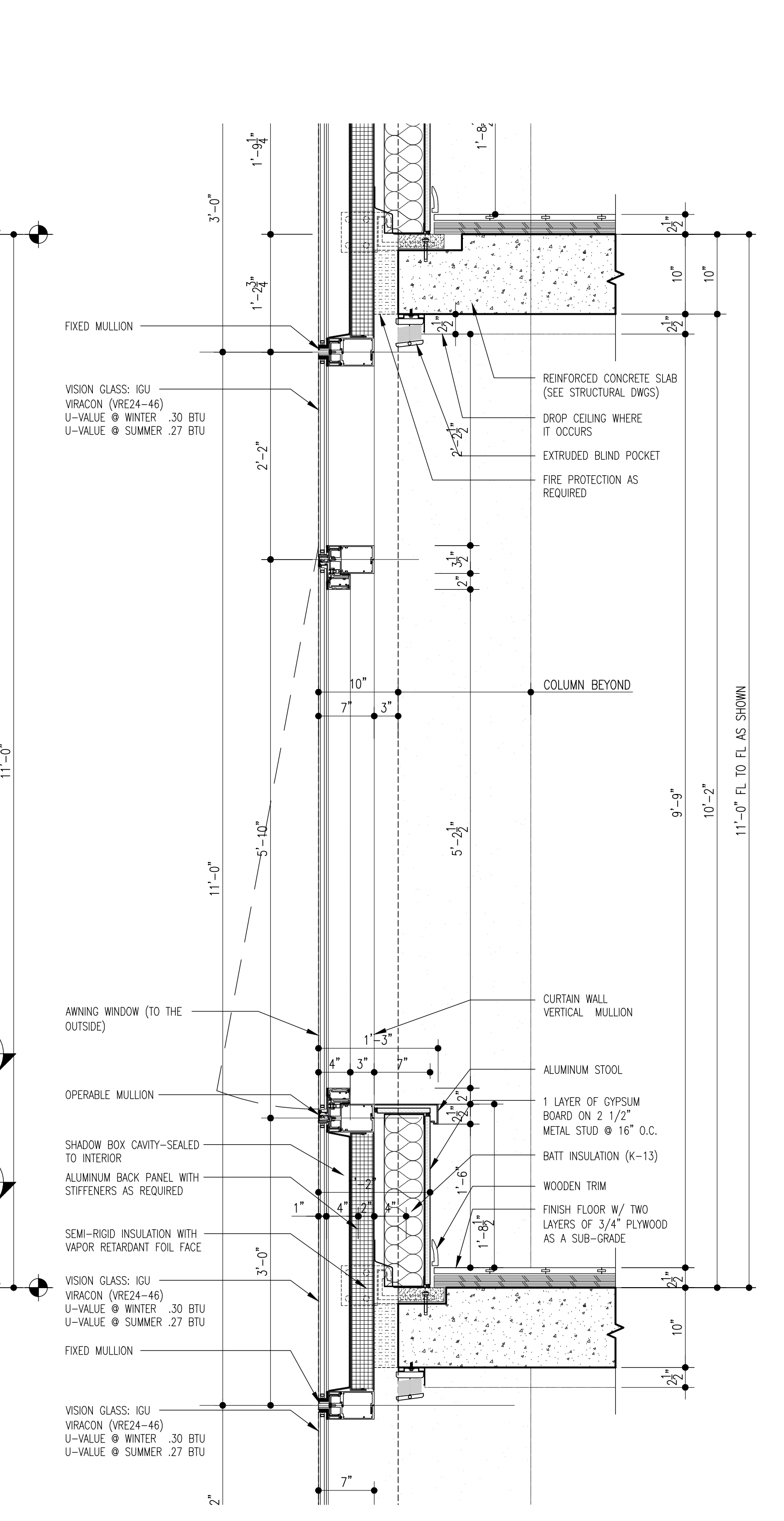
DWG TITLE:  
**WALL TYPE A-1**  
TYPICAL 9'-10" FL TO FL

SEAL & SIGNATURE: [Architect Seal]

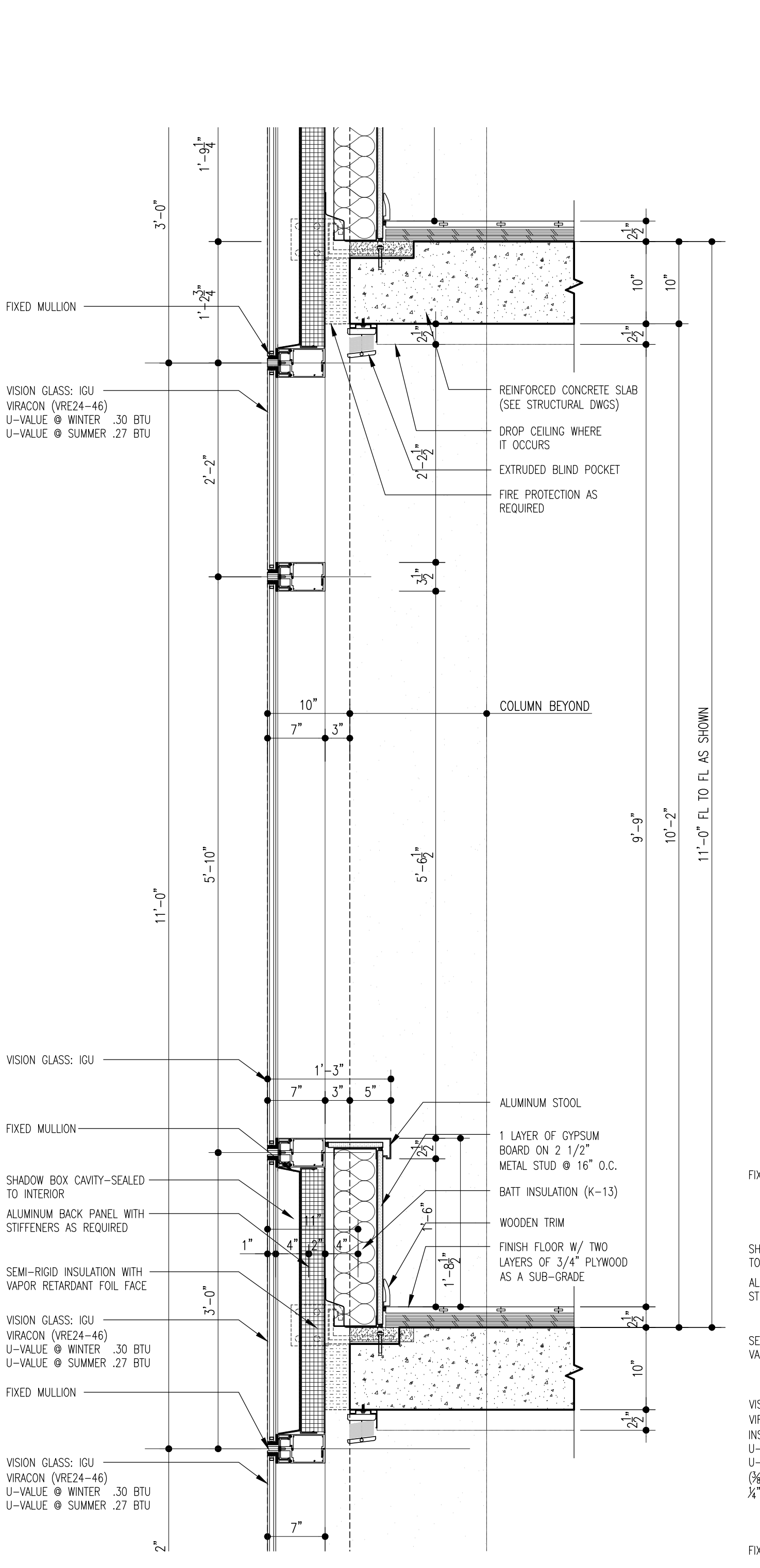
DATE: 01/18/2017  
PROJECT #: 15412  
SCALE: AS NOTED  
DWG NO.: **A-520.00**  
049 OF 58



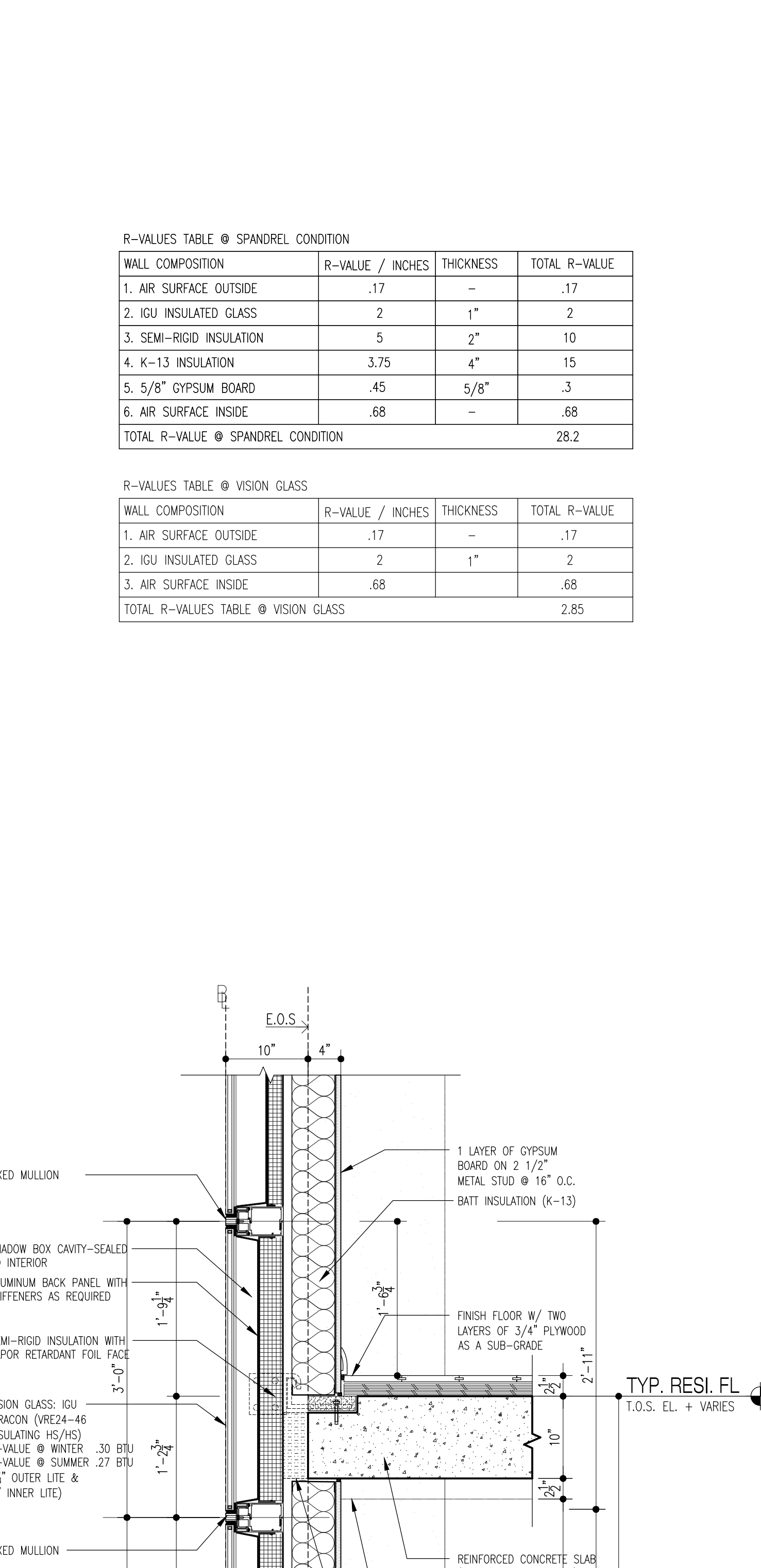
**8 TYP. ELEVATION @ 11' FL-TO-FL**  
 Scale: 1"=1'-0"



**7 TYP. WALL SECTION @ 11' FL-TO-FL**  
 Scale: 1"=1'-0"



**6 TYP. WALL SECTION @ 11' FL-TO-FL**  
 Scale: 1"=1'-0"



**2 TYP. WALL SECTION @ SPANDREL**  
 Scale: 1"=1'-0"

**R-VALUES TABLE @ SPANDREL CONDITION**

| WALL COMPOSITION                                 | R-VALUE / INCHES | THICKNESS | TOTAL R-VALUE |
|--|------------------|-----------|---------------|
| 1. AIR SURFACE OUTSIDE                           | .17              | -         | .17           |
| 2. IGU INSULATED GLASS                           | 2                | 1"        | 2             |
| 3. SEM-RIGID INSULATION                          | 5                | 2"        | 10            |
| 4. K-13 INSULATION                               | 3.75             | 4"        | 15            |
| 5. 5/8" OPSIM BOARD                              | .45              | 5/8"      | .3            |
| 6. AIR SURFACE INSIDE                            | .68              | -         | .68           |
| <b>TOTAL R-VALUES TABLE @ SPANDREL CONDITION</b> |                  |           | <b>28.2</b>   |

**R-VALUES TABLE @ VISION GLASS**

| WALL COMPOSITION                           | R-VALUE / INCHES | THICKNESS | TOTAL R-VALUE |
|--|------------------|-----------|---------------|
| 1. AIR SURFACE OUTSIDE                     | .17              | -         | .17           |
| 2. IGU INSULATED GLASS                     | 2                | 1"        | 2             |
| 3. AIR SURFACE INSIDE                      | .68              | -         | .68           |
| <b>TOTAL R-VALUES TABLE @ VISION GLASS</b> |                  |           | <b>2.85</b>   |

**NOTES:**

**NOT FOR CONSTRUCTION**

| Number     | Date | Revision              |
|------------|------|-----------------------|
| 03/10/2017 |      | ISSUED FOR DOB        |
| 03/16/2017 |      | ISSUED FOR DOB        |
| 03/17/2017 |      | ISSUED FOR DOB        |
| 01/27/2017 |      | SUBSTRUCTURE SET      |
| 01/25/2017 |      | ISSUED FOR DOB        |
| 11/17/2016 |      | FACEWORK SET          |
| 11/11/2016 |      | VISION FOUNDATION SET |
| 10/22/2016 |      | ISSUED FOR DOB        |
| 04/08/2016 |      | FOUNDATION BOB SET    |
| 02/25/2016 |      | DOOR/SLIP SET         |

Project: **City View Tower at Court Square**  
 23-15 44th Drive  
 Long Island City, NY 11101

Client: **Cityview Tower LLC**  
 112-15 NORTHERN BLVD, CF-2  
 CORONA, NY 11368  
 (718) 321-8652

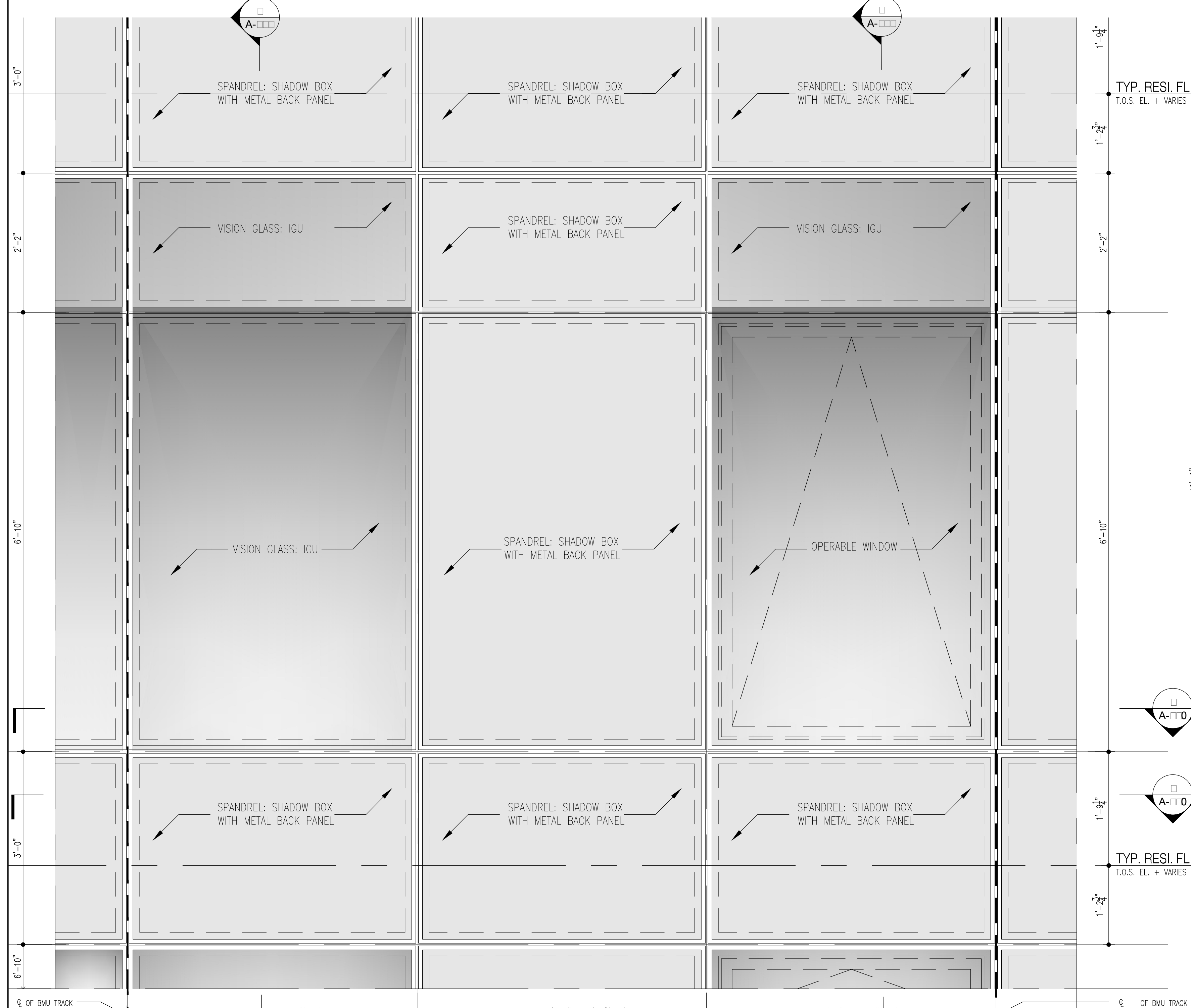
Architect: **HILL | WEST ARCHITECTS**  
 11 BROADWAY  
 17TH FLOOR  
 NEW YORK, NY 10004  
 T. 212 213 8007

Consultant: **DESIMONE CONSULTING ENGINEERS**  
 140 Broadway 25th Floor  
 New York, NY, 10005  
 (212) 532-2211

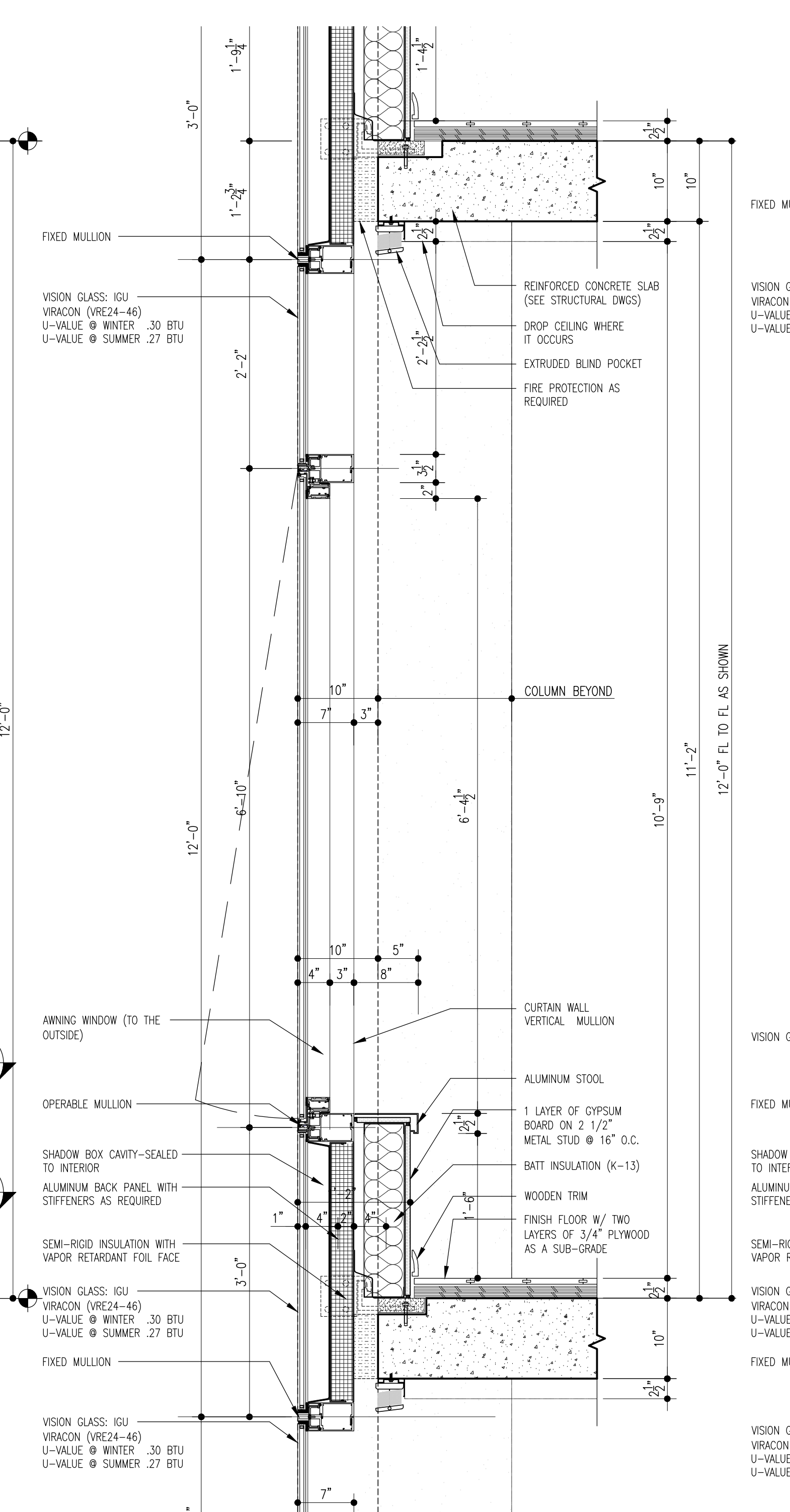
**Cosentini Associates**  
 Two Pennsylvania Plaza, 3rd Fl.  
 New York, NY 10121  
 (212) 615-3600

**Whitehall**  
 11 Broadway, 17th Floor  
 New York, NY 10004  
 (212) 908-4940

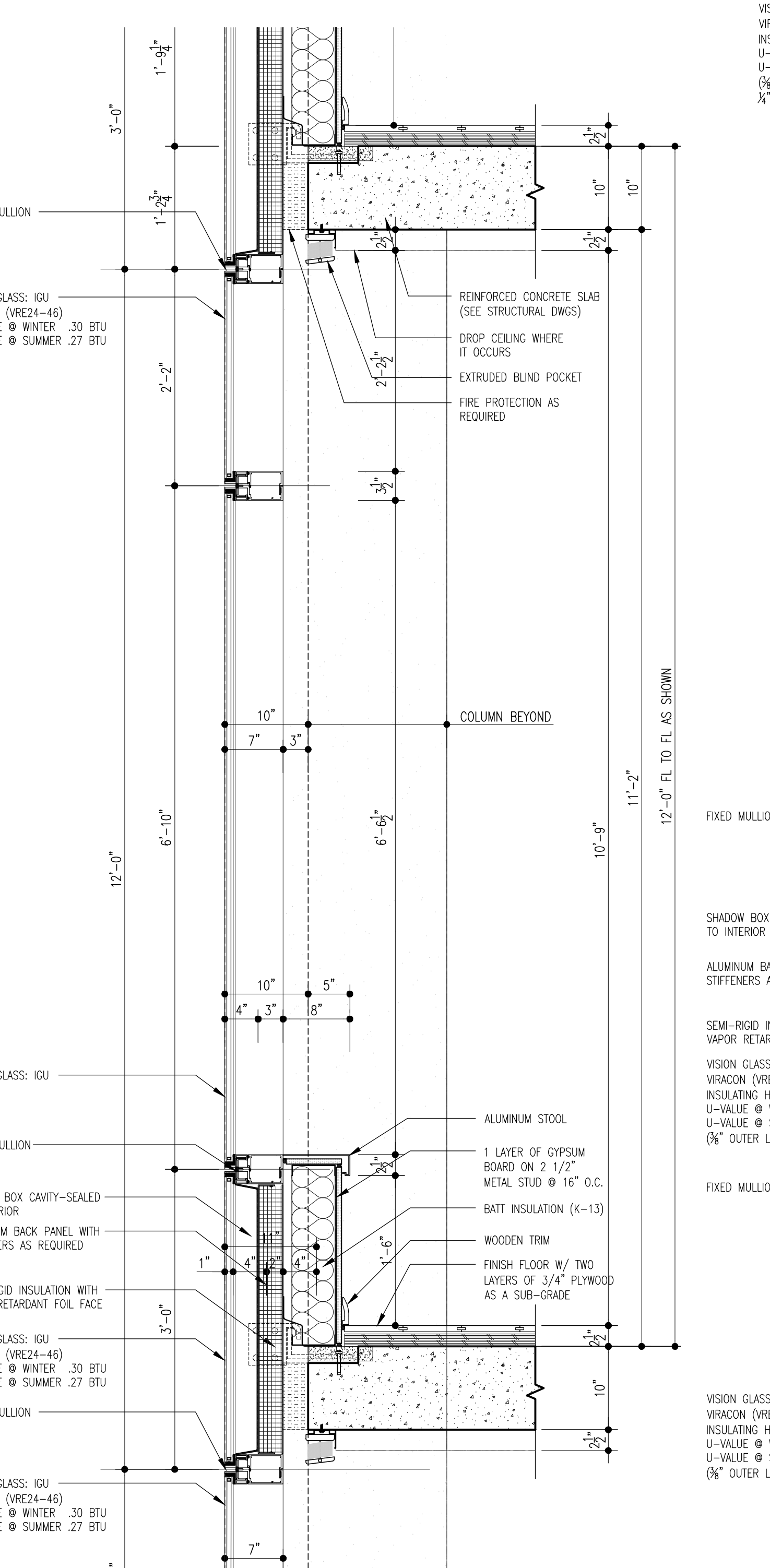
DOB STAMPS & SIGNATURES:



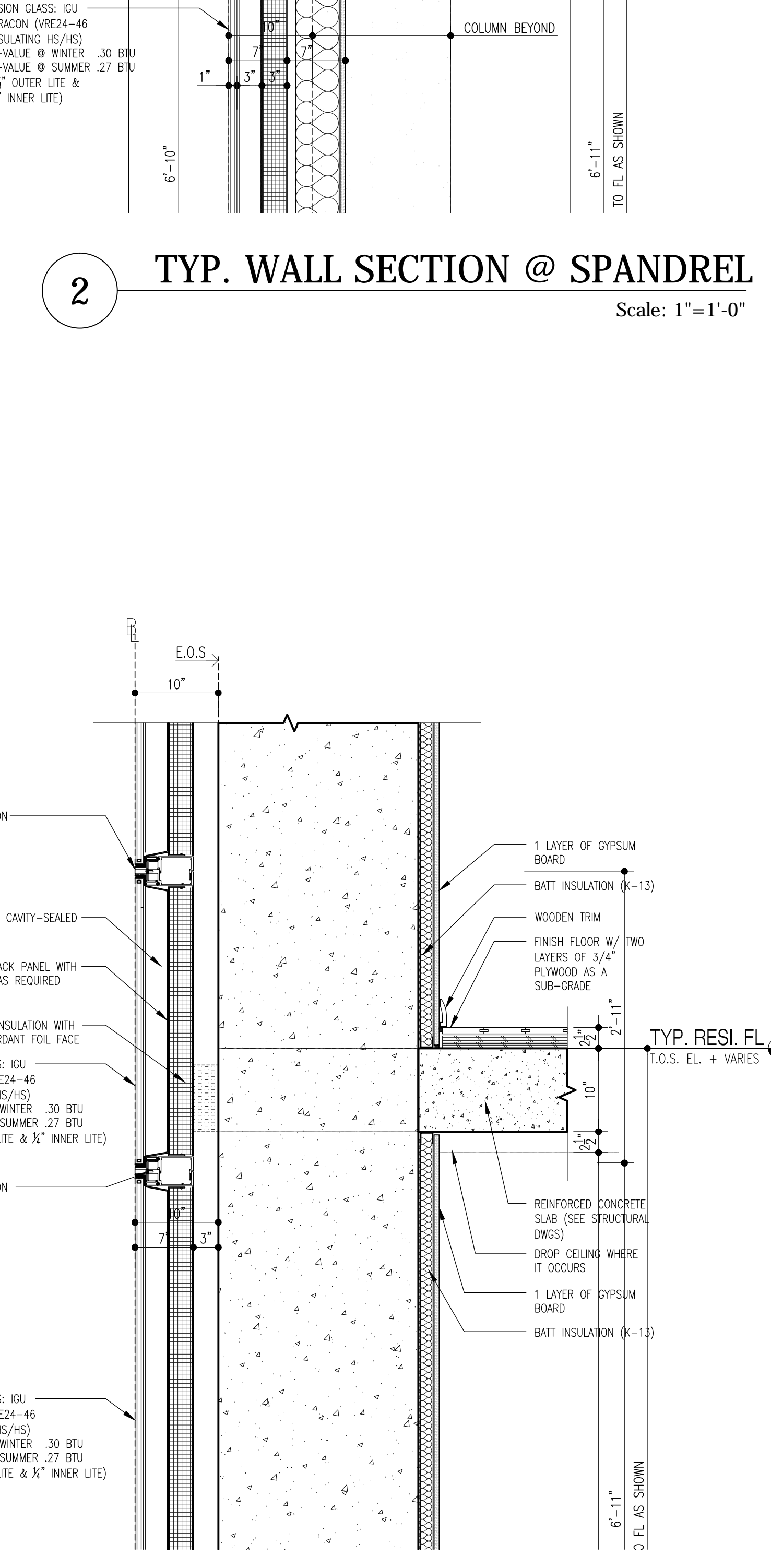
**5 TYP. ELEVATION @ 12' FL-TO-FL**  
 Scale: 1"=1'-0"



**4 TYP. ELEVATION @ 12' FL-TO-FL**  
 Scale: 1"=1'-0"



**3 TYP. ELEVATION @ 12' FL-TO-FL**  
 Scale: 1"=1'-0"



**1 TYP. WALL SECTION @ COL.**  
 Scale: 1"=1'-0"

DWG TITLE: **WALL TYPE A-1**

SEAL & SIGNATURE: [Signature]


DATE: 01/18/2017

PROJECT #: 15412

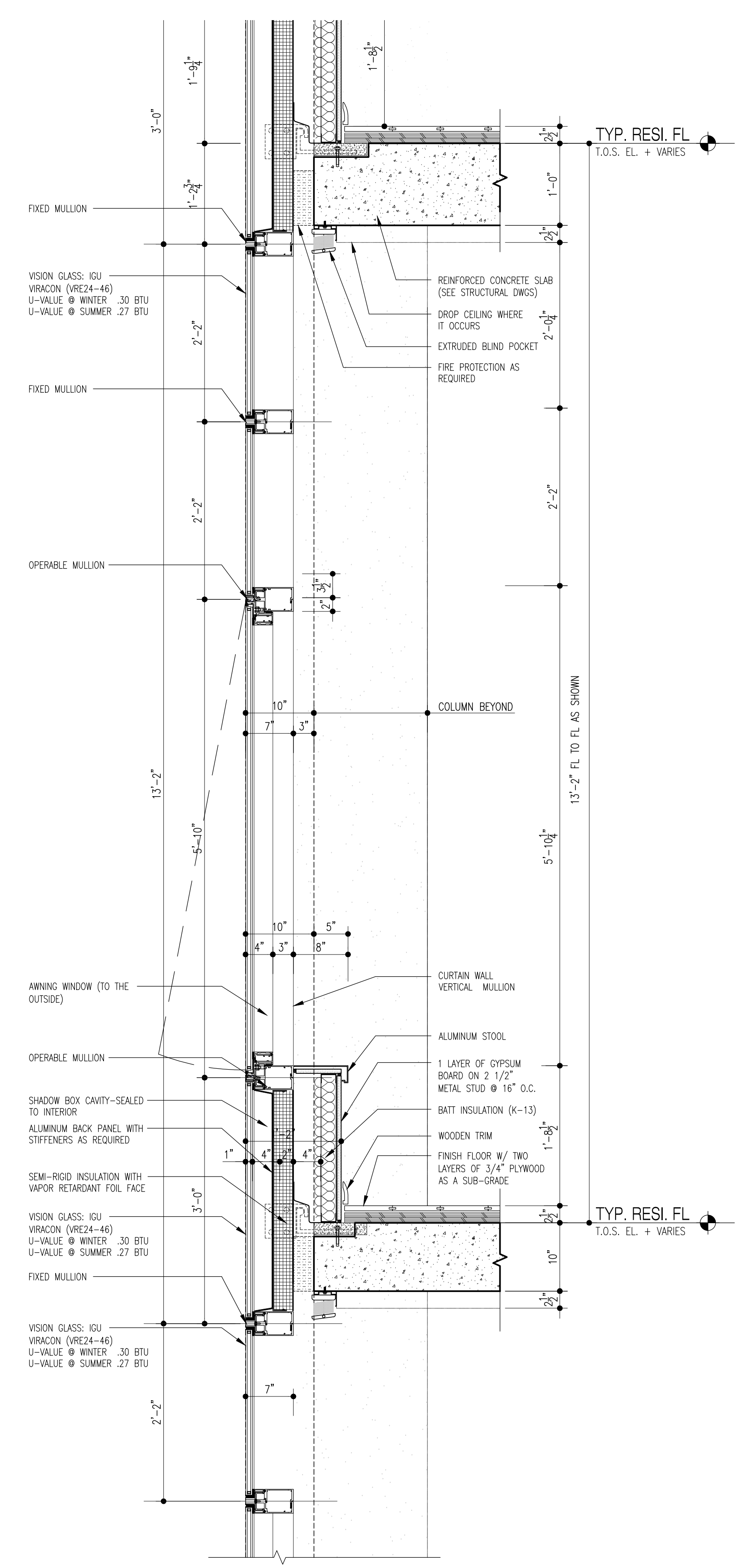
SCALE: AS NOTED

**A-521.00**

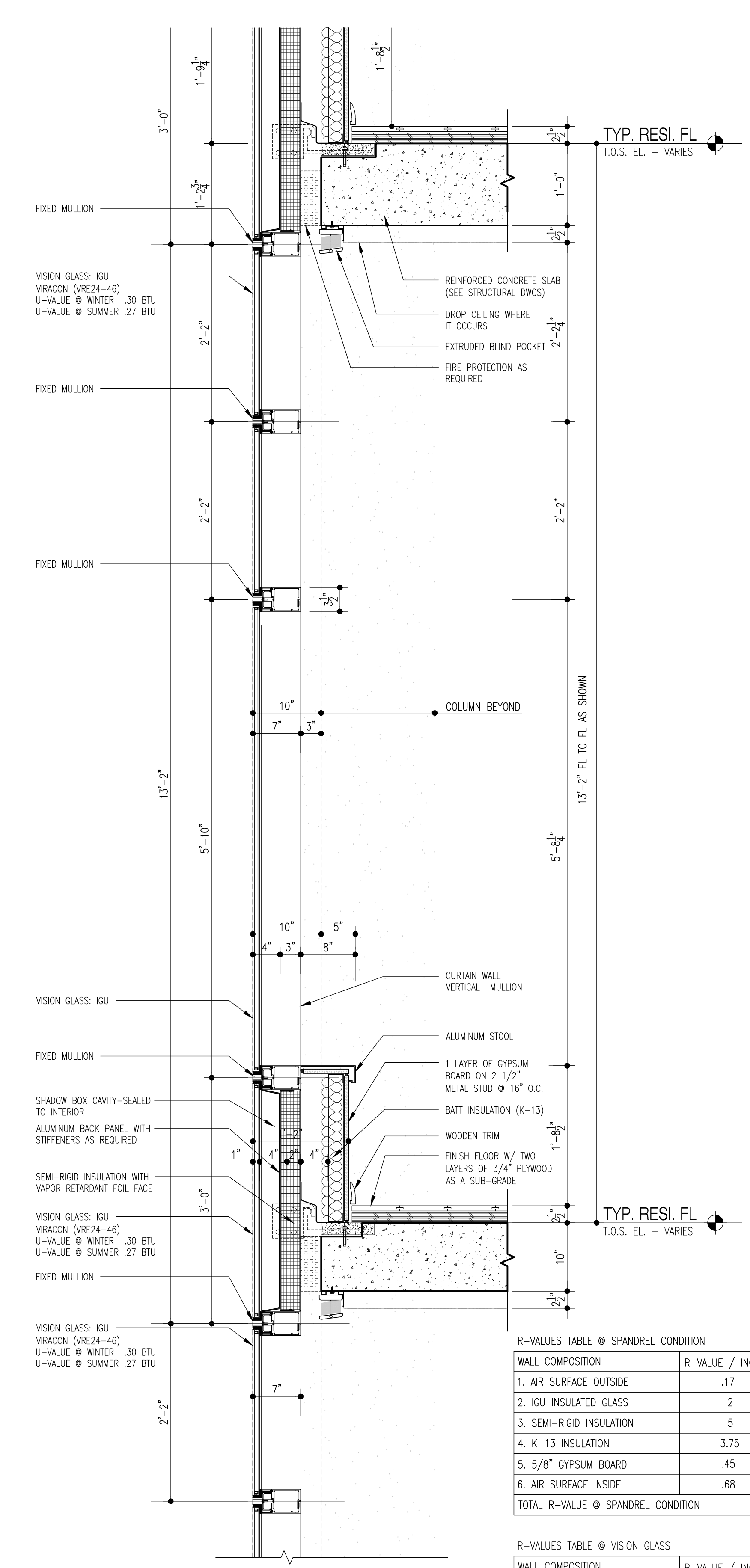
DWG NO. 049 OF 58



3 TYP. ELEVATION @ 13'-2" FL-TO-FL  
Scale: 1"=1'-0"



2 TYP. WALL SECTION @ 13'-2" FL-TO-FL  
Scale: 1"=1'-0"



1 TYP. WALL SECTION @ 13'-2" FL-TO-FL  
Scale: 1"=1'-0"

R-VALUES TABLE @ SPANDREL CONDITION

| WALL COMPOSITION                   | R-VALUE / INCHES | THICKNESS | TOTAL R-VALUE |
|------------------------------------|------------------|-----------|---------------|
| 1. AIR SURFACE OUTSIDE             | .17              | -         | .17           |
| 2. IGU INSULATED GLASS             | 2                | 1"        | 2             |
| 3. SEMI-RIGID INSULATION           | 5                | 2"        | 10            |
| 4. K-13 INSULATION                 | 3.75             | 4"        | 15            |
| 5. 5/8" EPSIUM BOARD               | .45              | 5/8"      | .3            |
| 6. AIR SURFACE INSIDE              | .68              | -         | .68           |
| TOTAL R-VALUE @ SPANDREL CONDITION |                  |           | 28.2          |

R-VALUES TABLE @ VISION GLASS

| WALL COMPOSITION                    | R-VALUE / INCHES | THICKNESS | TOTAL R-VALUE |
|-------------------------------------|------------------|-----------|---------------|
| 1. AIR SURFACE OUTSIDE              | .17              | -         | .17           |
| 2. IGU INSULATED GLASS              | 2                | 1"        | 2             |
| 3. AIR SURFACE INSIDE               | .68              | -         | .68           |
| TOTAL R-VALUES TABLE @ VISION GLASS |                  |           | 2.85          |

NOTES:

NOT FOR CONSTRUCTION

| Number     | Date | Revision             |
|------------|------|----------------------|
| 03/10/2017 |      | ISSUED FOR DOB       |
| 03/16/2017 |      | ISSUED FOR DOB       |
| 07/14/2017 |      | ISSUED FOR DOB       |
| 01/27/2017 |      | SUBSTRUCTURE SET     |
| 01/25/2017 |      | ISSUED FOR DOB       |
| 11/17/2016 |      | FACTOR PRICING SET   |
| 11/10/2016 |      | 100% DEVELOPMENT SET |
| 10/20/2016 |      | ISSUED FOR DOB       |
| 04/08/2016 |      | FOUNDATION BOX SET   |
| 02/05/2016 |      | DOB RUM SET          |

Client: **Cityview Tower LLC**  
112-15 NORTHERN BLVD, CF-2  
CORONA, NY 11368  
(718) 321-8652

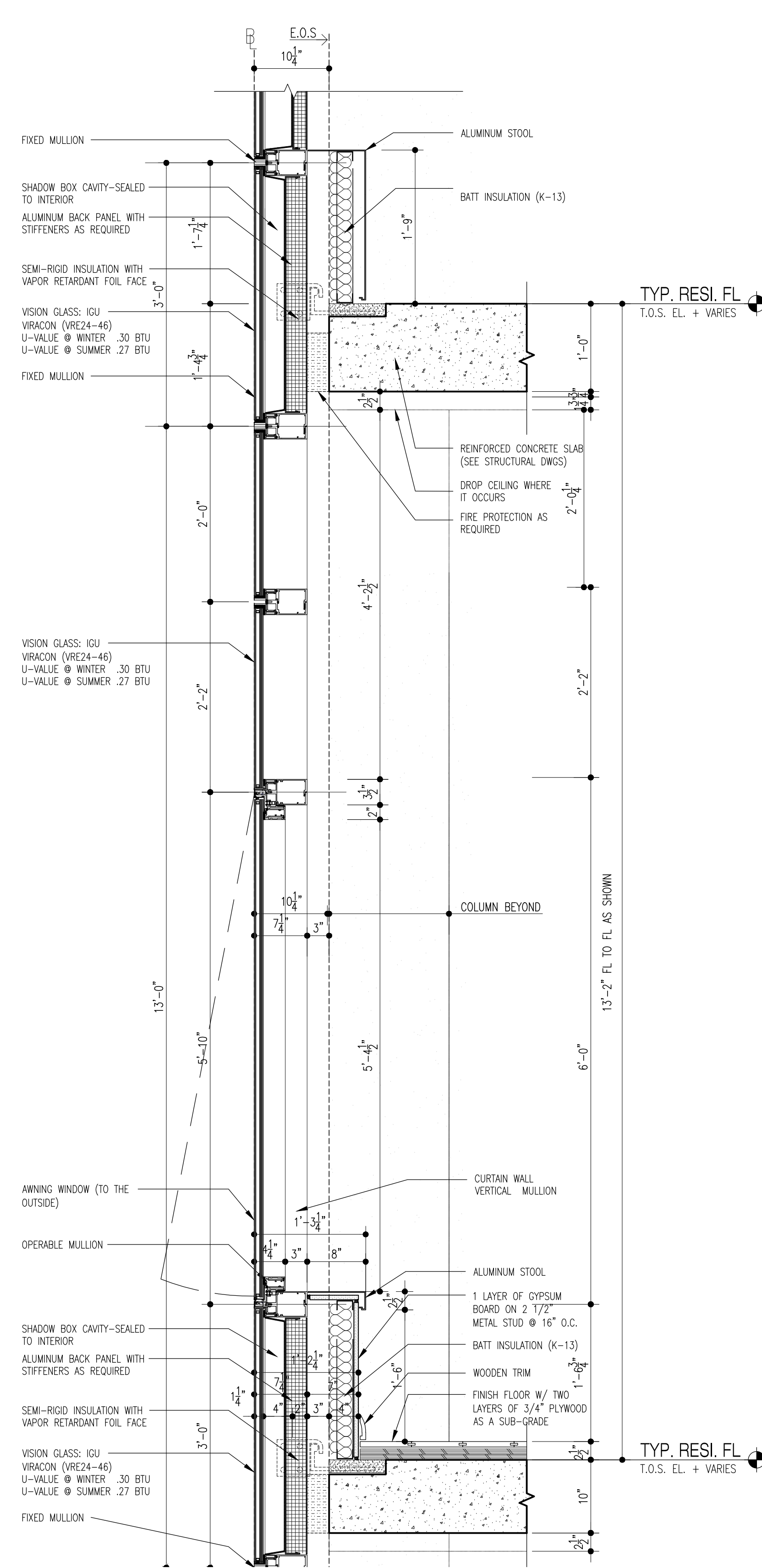
Architect: **HILL | WEST ARCHITECTS**  
11 BROADWAY  
17TH FLOOR  
NEW YORK, NY 10004  
T. 212 213 8007

Consultant: **DESIMONE CONSULTING ENGINEERS**  
140 Broadway 25th Floor  
New York, NY, 10005  
(212) 532-2211  
**Cosentini Associates**  
Two Pennsylvania Plaza, 3rd Fl.  
New York, NY 10121  
(212) 615-3600  
**Whitehall**  
11 Broadway, 17th Floor  
New York, NY 10004  
(212) 908-4940

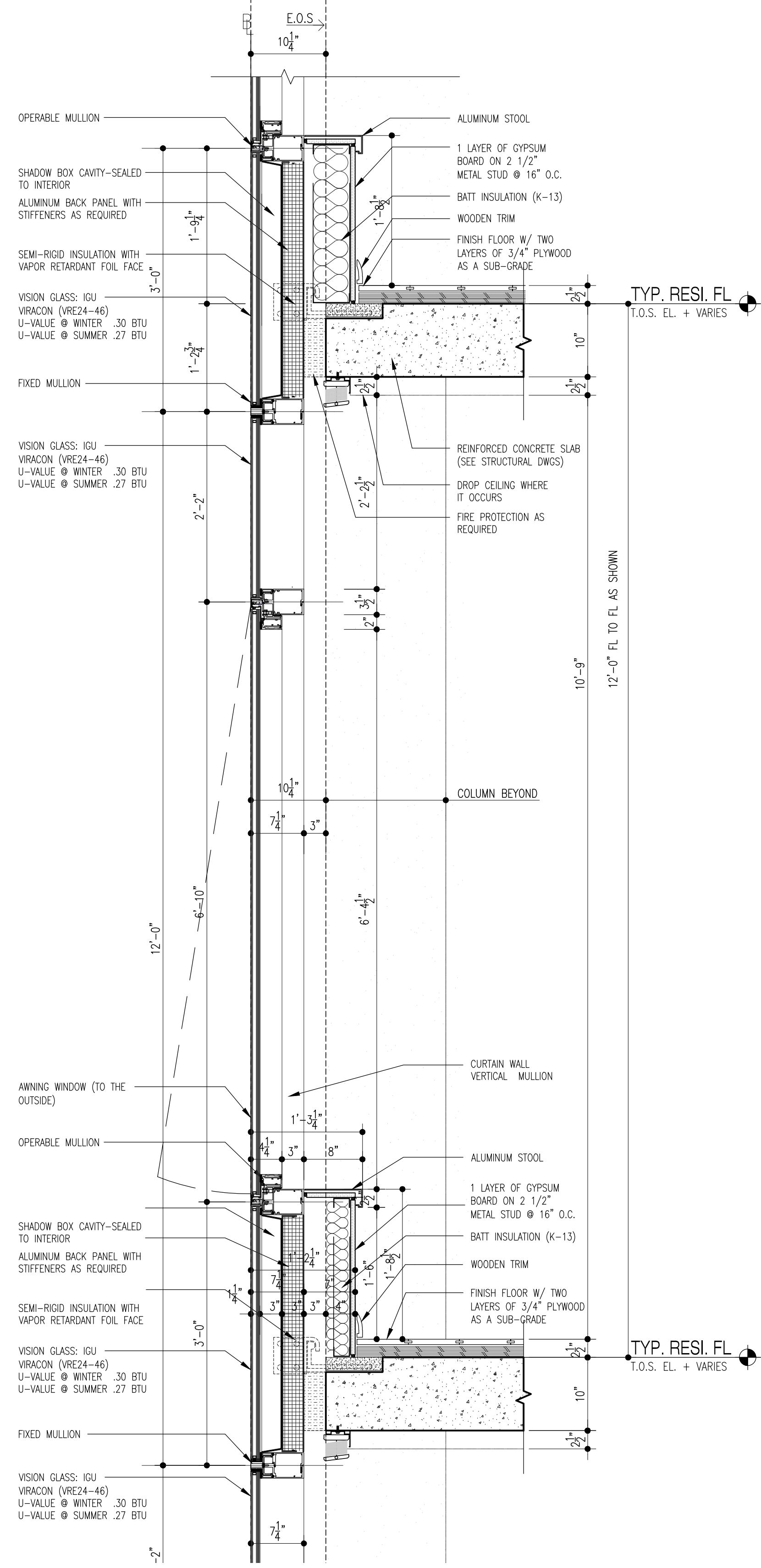
DOB STAMPS & SIGNATURES:

DWG TITLE: WALL TYPE A-1

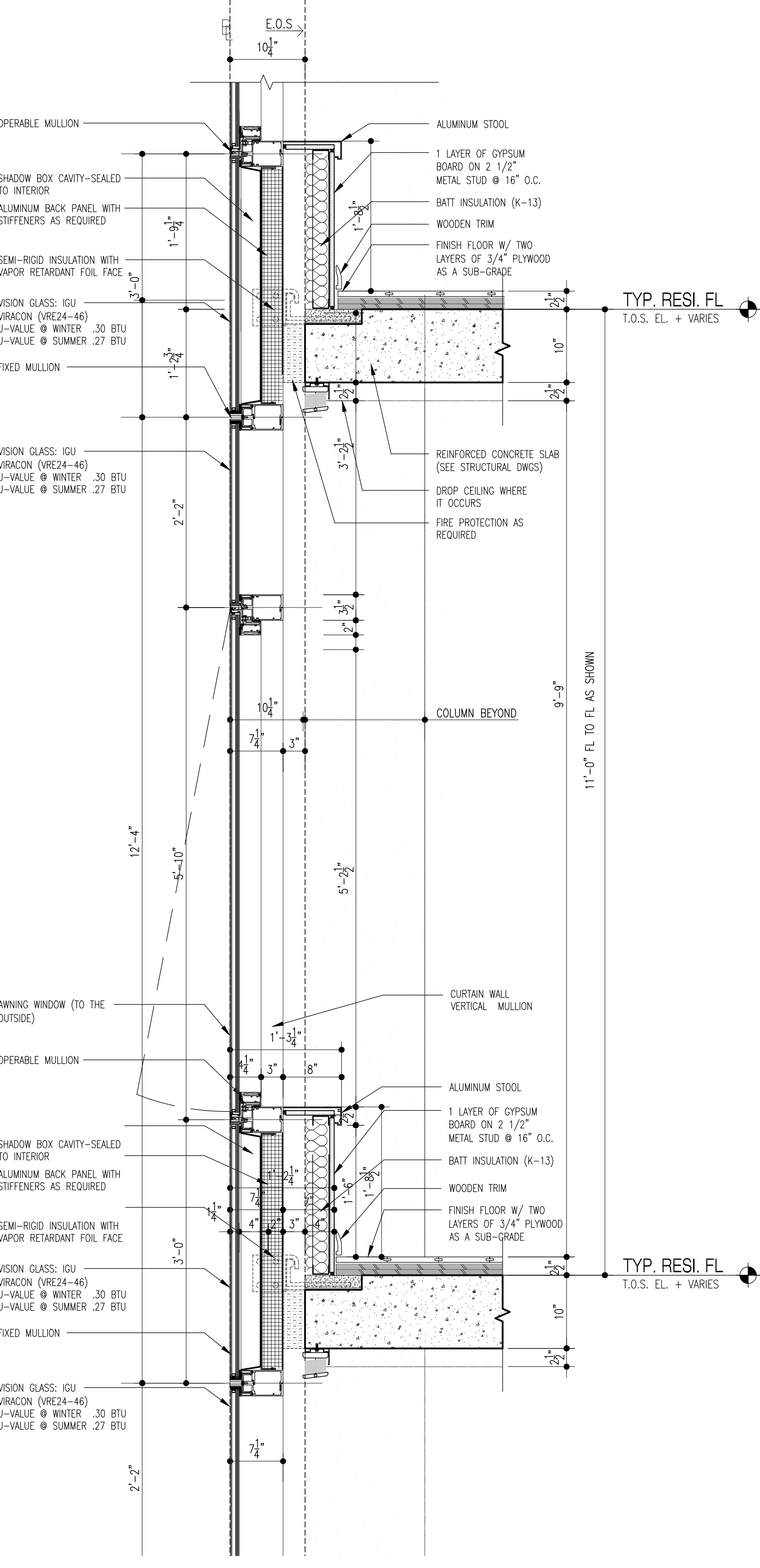
REGISTERED ARCHITECT  
DATE: 01/18/2017  
PROJECT #: 15412  
SCALE: AS NOTED  
DWG NO. **A-522.00**  
049 OF 58



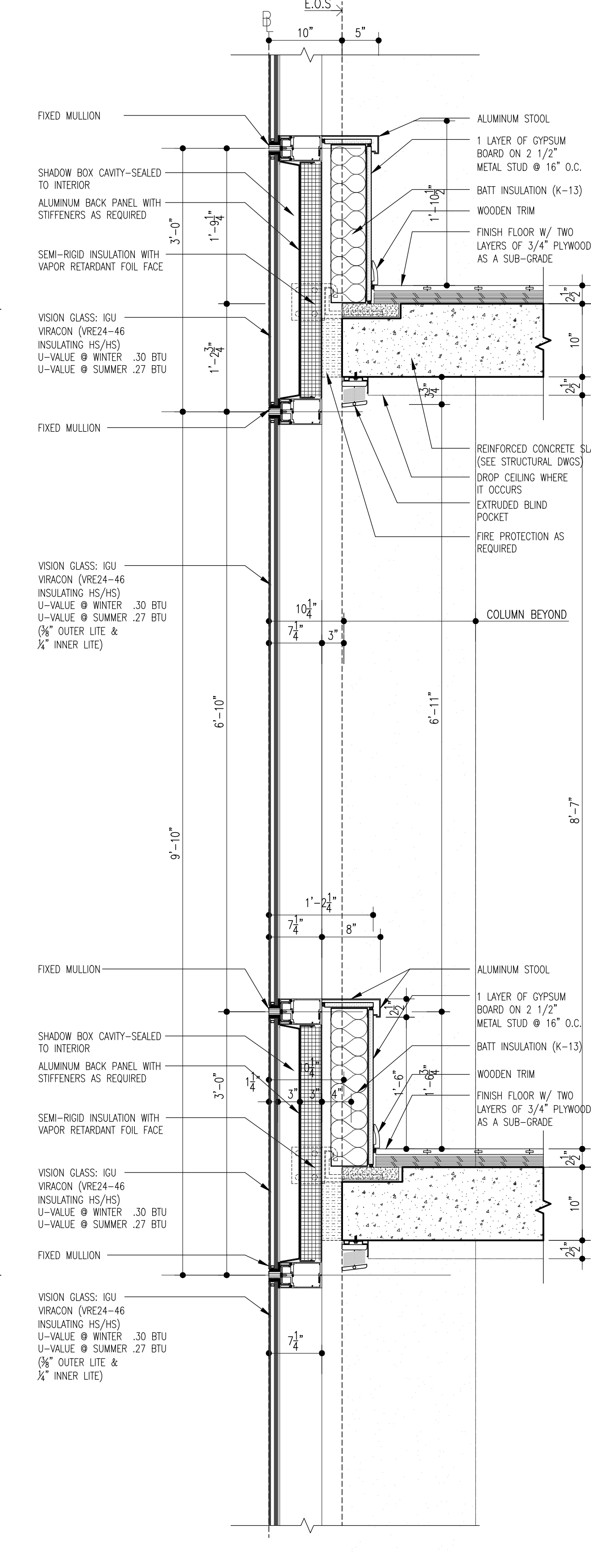
9 WALL SECTION @ 13'-2" FL-TO-FL  
Scale: 1"=1'-0"



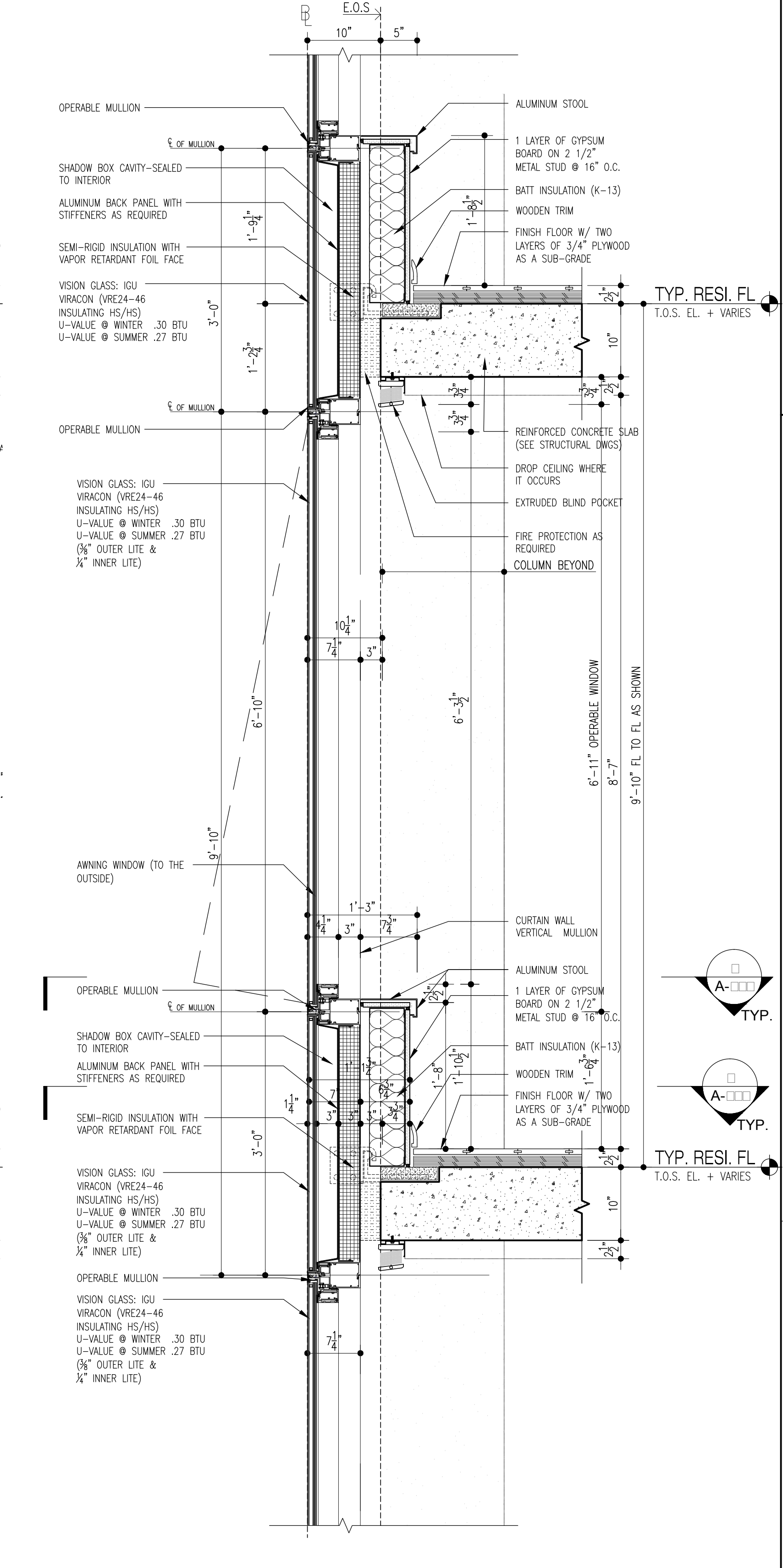
8 WALL SECTION @ 12' FL-TO-FL  
Scale: 1"=1'-0"



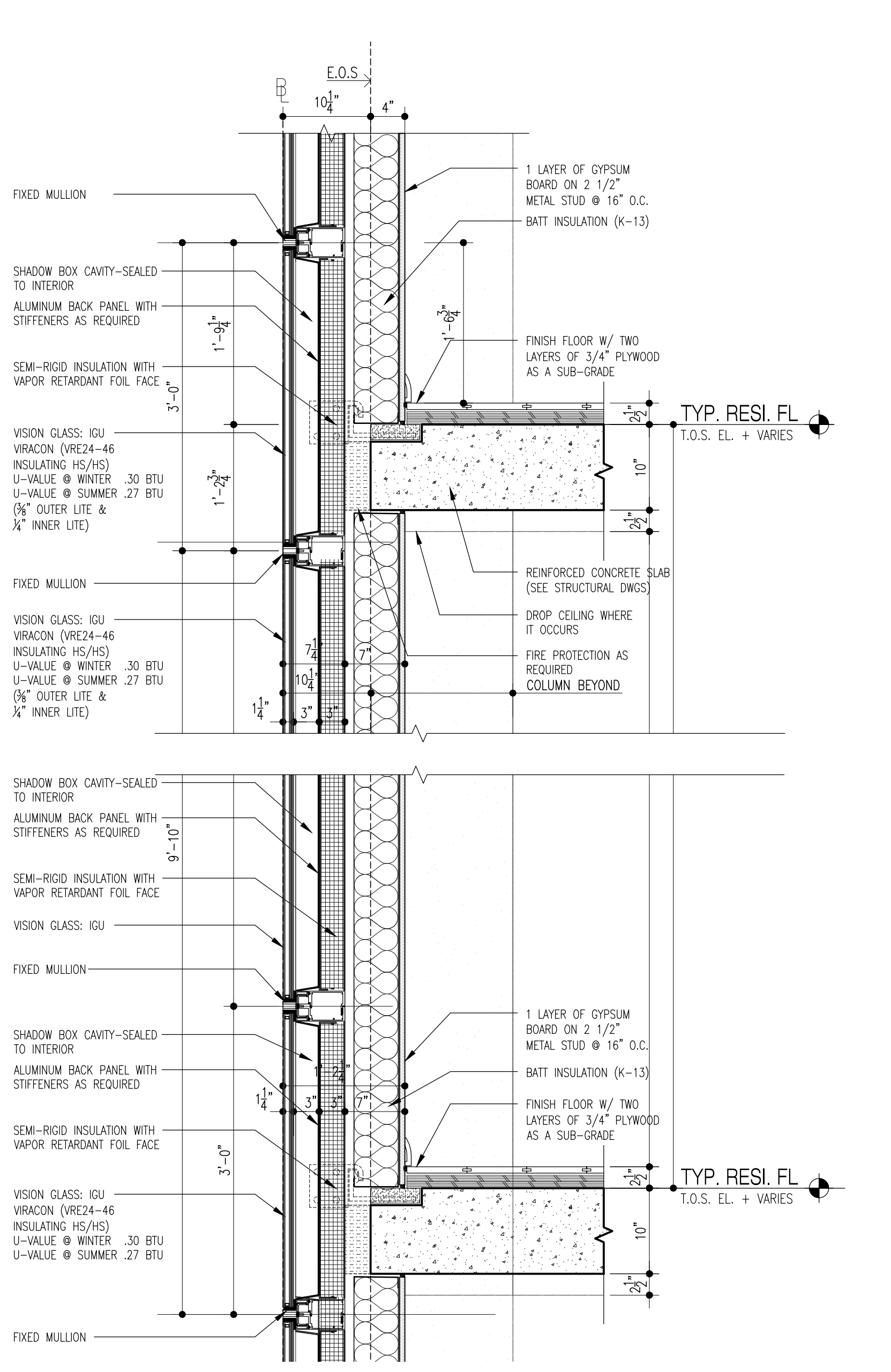
7 WALL SECTION @ 11' FL-TO-FL  
Scale: 1"=1'-0"



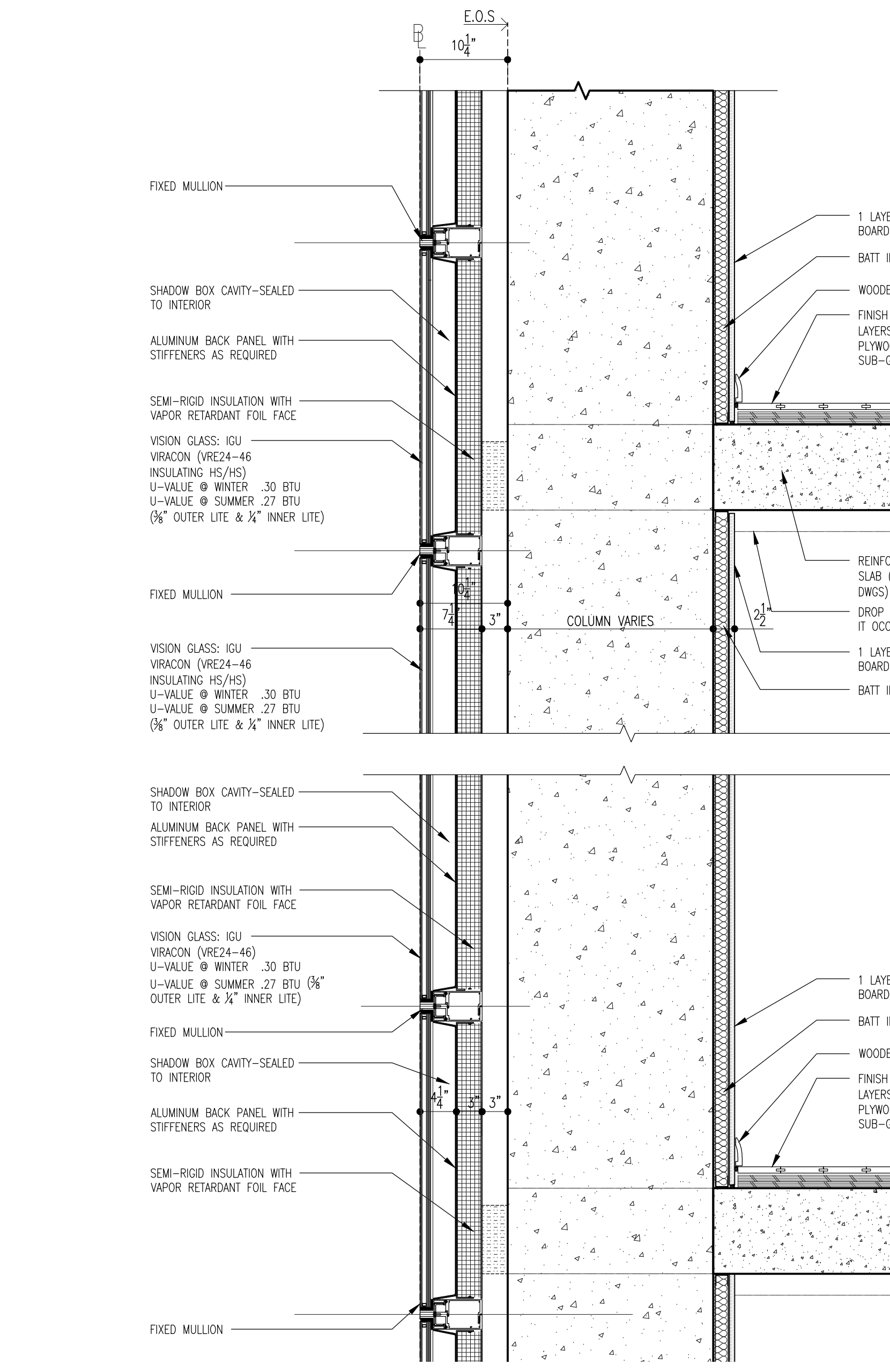
6 TYP. WALL SECTION @ VISION  
Scale: 1"=1'-0"



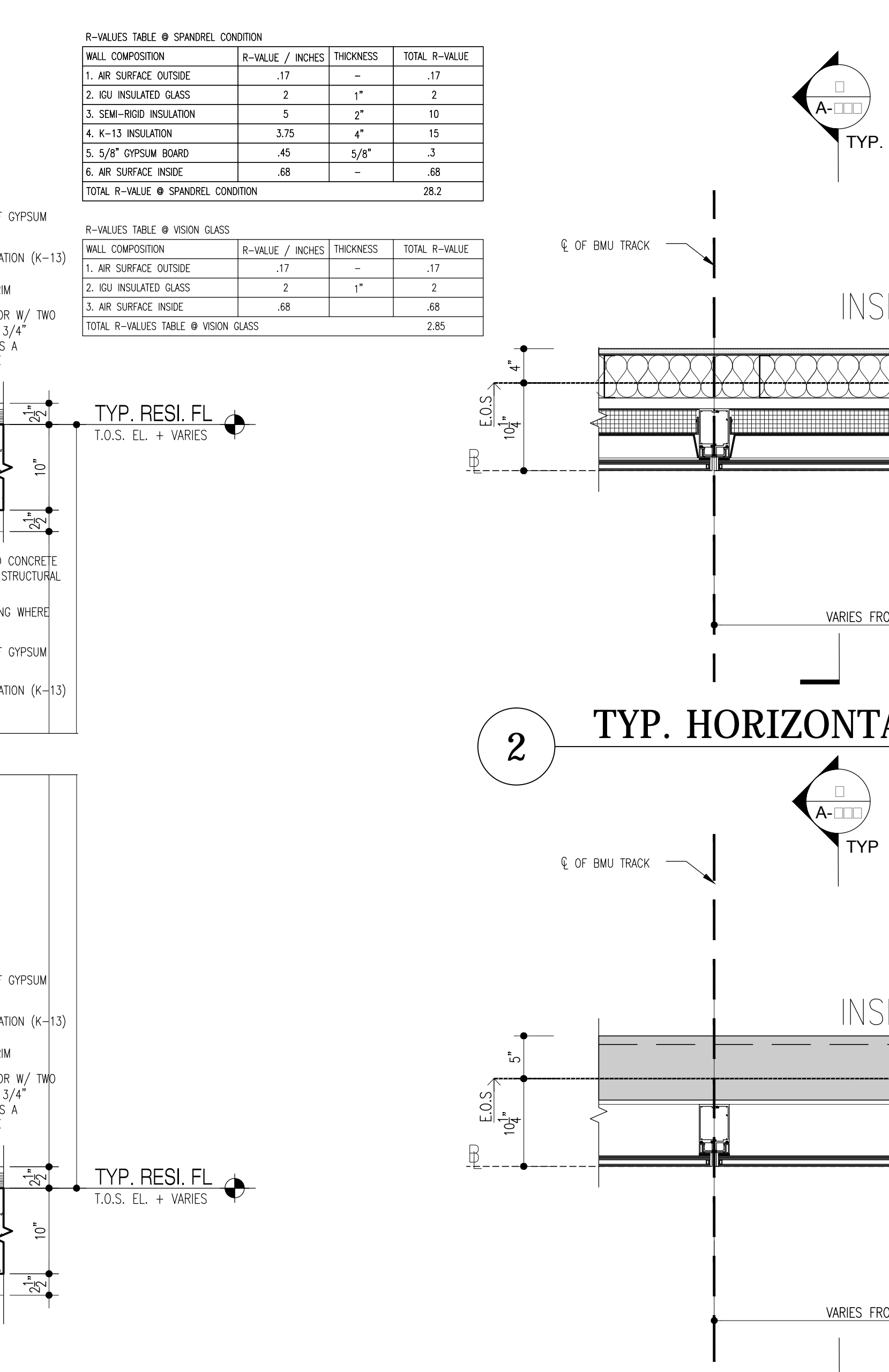
5 TYP. WALL SECTION @ OPERABLE WINDOW  
Scale: 1"=1'-0"



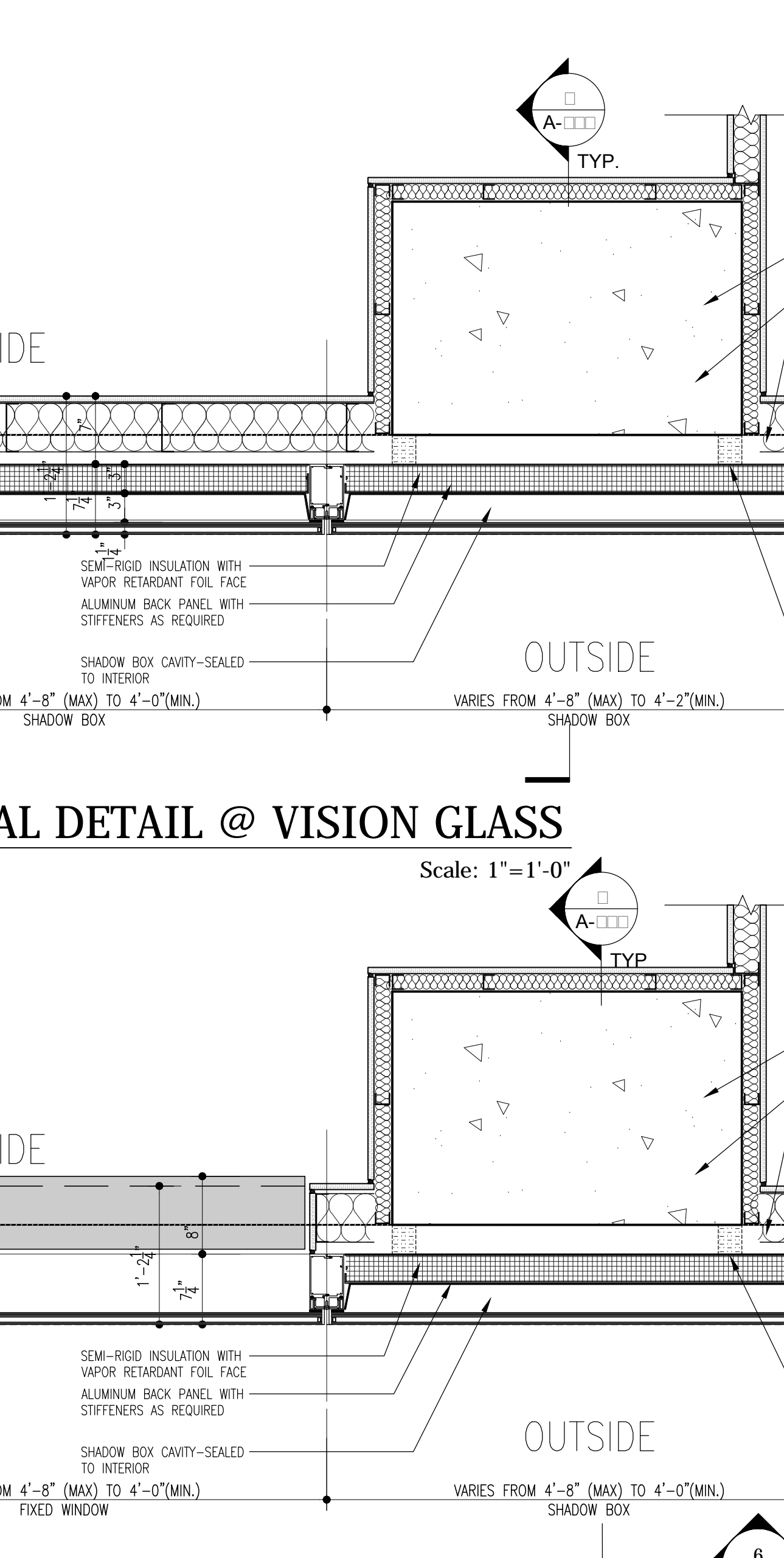
4 TYP. WALL SEC @ SPANDREL  
Scale: 1"=1'-0"



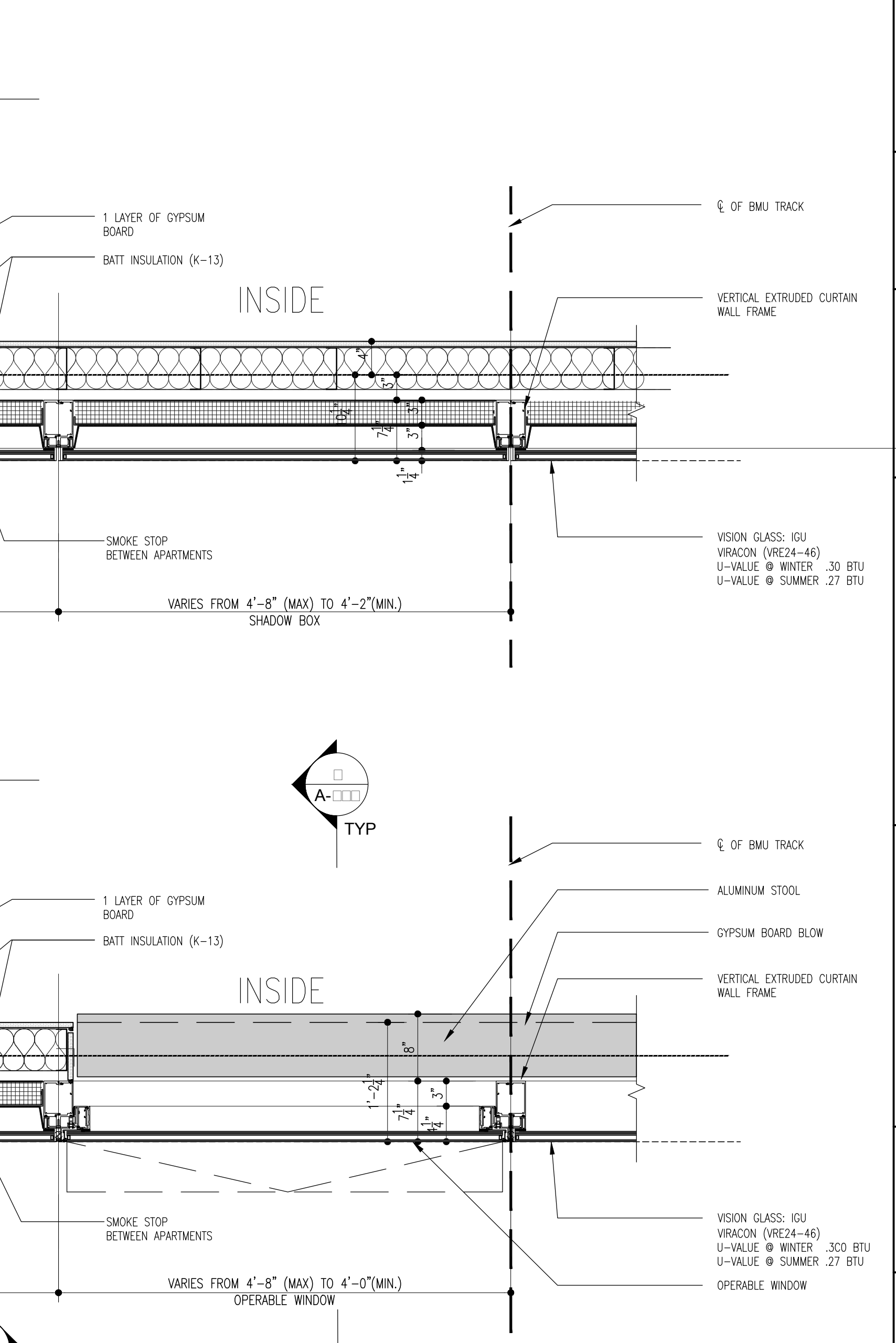
3 TYP. WALL SEC @ COL.  
Scale: 1"=1'-0"



1 TYP. HORIZONTAL DETAIL @ SPANDREL COND.  
Scale: 1"=1'-0"



2 TYP. HORIZONTAL DETAIL @ VISION GLASS  
Scale: 1"=1'-0"



3 TYP. HORIZONTAL DETAIL @ OPERABLE WINDOW  
Scale: 1"=1'-0"

R-VALUES TABLE @ SPANDREL CONDITION

| WALL COMPOSITION                   | R-VALUE / INCHES THICKNESS | TOTAL R-VALUE |
|------------------------------------|----------------------------|---------------|
| 1. AIR SURFACE RESISTANCE          | 0.17                       | 0.17          |
| 2. 1/2" GIB INSULATED GLASS        | 2                          | 2             |
| 3. SEMI-RIGID INSULATION           | 3                          | 10            |
| 4. 4" X 13 INSULATION              | 3.75                       | 15            |
| 5. 2" EPS OPSIM BOARD              | 4.8                        | 21            |
| 6. AIR SURFACE RESISTANCE          | 0.17                       | 22.2          |
| TOTAL R-VALUE @ SPANDREL CONDITION |                            | 22.2          |

R-VALUES TABLE @ VISION GLASS

| WALL COMPOSITION             | R-VALUE / INCHES THICKNESS | TOTAL R-VALUE |
|------------------------------|----------------------------|---------------|
| 1. AIR SURFACE RESISTANCE    | 0.17                       | 0.17          |
| 2. 1/2" GIB INSULATED GLASS  | 2                          | 2             |
| 3. SEMI-RIGID INSULATION     | 3                          | 10            |
| 4. 4" X 13 INSULATION        | 3.75                       | 15            |
| 5. 2" EPS OPSIM BOARD        | 4.8                        | 21            |
| 6. AIR SURFACE RESISTANCE    | 0.17                       | 22.2          |
| TOTAL R-VALUE @ VISION GLASS |                            | 22.2          |

NOTES:

NOT FOR CONSTRUCTION

| Number     | Date                   | Revision |
|------------|------------------------|----------|
| 03/10/2017 | ISSUED FOR DOB         |          |
| 03/16/2017 | ISSUED FOR DOB         |          |
| 03/17/2017 | ISSUED FOR DOB         |          |
| 03/22/2017 | SUPERSTRUCTURE SET     |          |
| 03/25/2017 | ISSUED FOR DOB         |          |
| 11/17/2016 | FACTOR PRICING SET     |          |
| 11/11/2016 | 100% DETERMINATION SET |          |
| 10/22/2016 | ISSUED FOR DOB         |          |
| 04/08/2016 | FOUNDATION BOSS SET    |          |
| 03/25/2016 | DOB PLUMB SET          |          |

Project:  
**City View Tower at Court Square**  
23-15 44th Drive  
Long Island City, NY 11101

Client:  
**Cityview Tower LLC**  
112-15 NORTHERN BLVD, CF-2  
CORONA, NY 11368  
(718) 321-8652

Architect:  
**HILL WEST ARCHITECTS**  
11 BROADWAY  
7TH FLOOR  
NEW YORK, NY 10004  
T. 212 213 8007

Consultant:  
**DESIMONE CONSULTING ENGINEERS**  
140 Broadway 25th Floor  
New York, NY 10005  
(212) 532-2211

**Cosentino Associates**  
Two Pennsylvania Plaza, 3rd Fl.  
New York, NY 10121  
(212) 615-3600

**Whitehall**  
11 Broadway, 7th Floor  
New York, NY 10004  
(212) 908-4940

DOB STAMPS & SIGNATURES:

DWG TITLE:  
WALL TYPE A-2  
LAMINATED GLASS @ WEST ELEVATION

SEAL & SIGNATURE: [Signature]

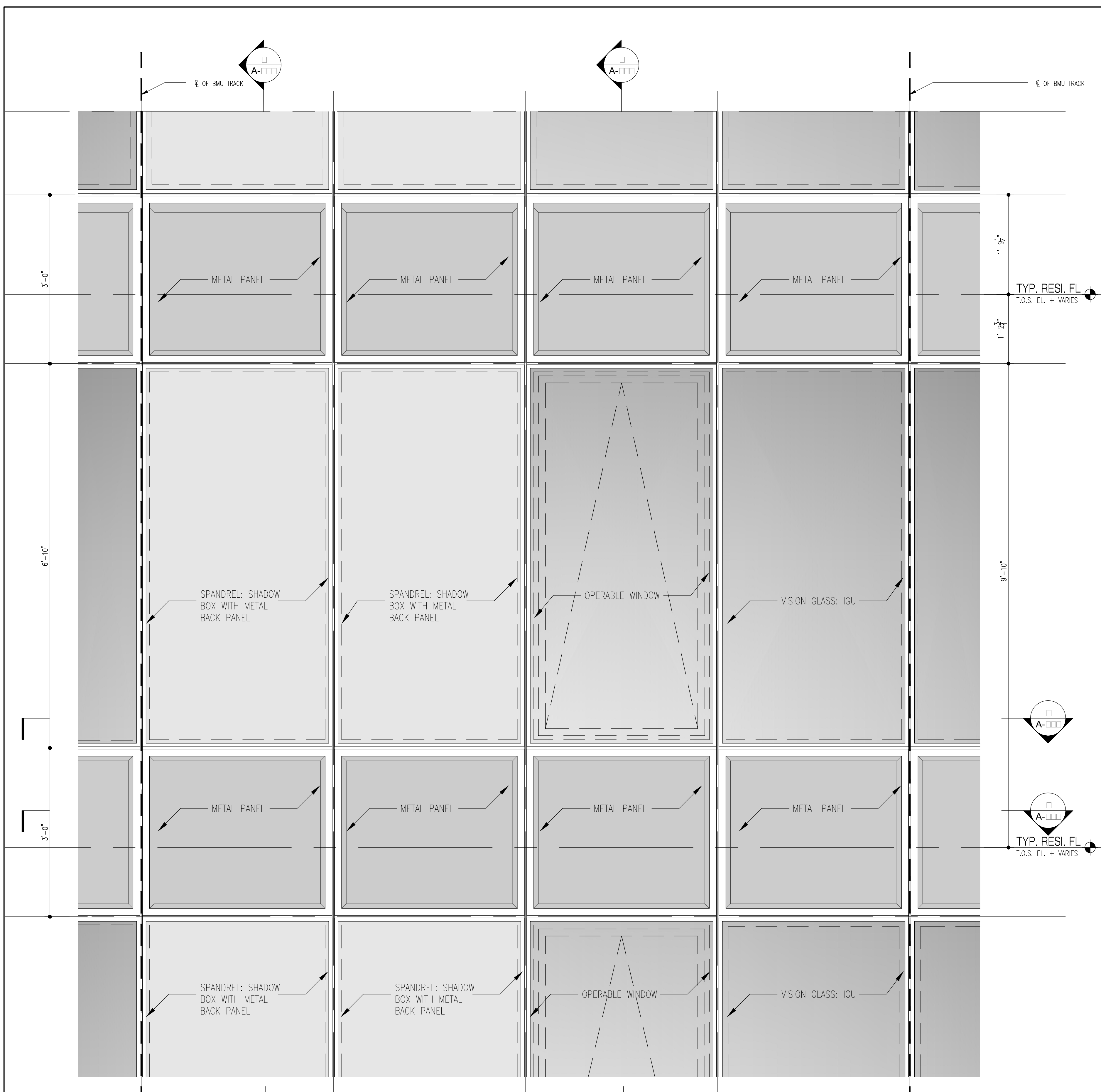
DATE: 01/18/2017

PROJECT #: 15412

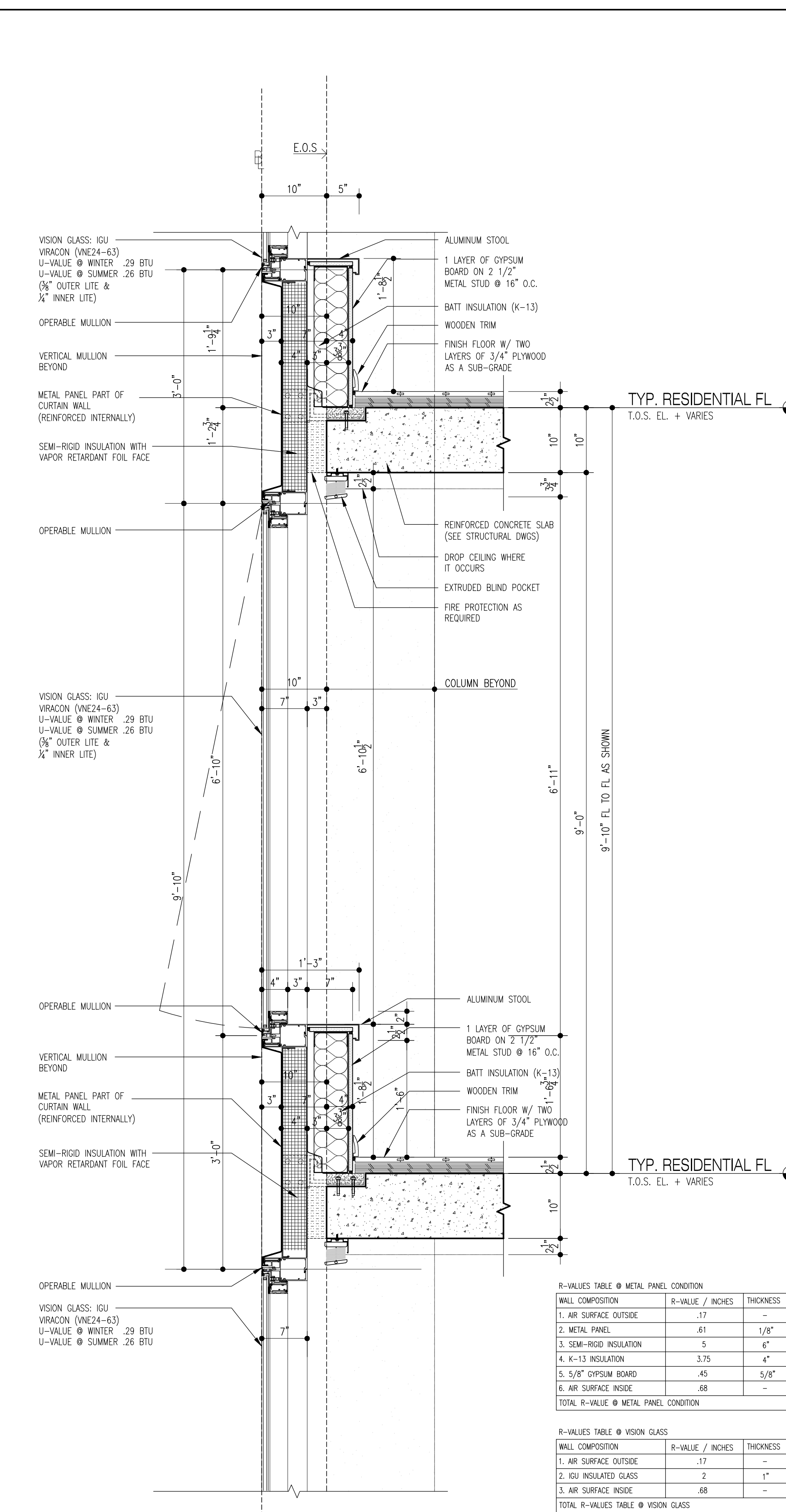
SCALE: AS NOTED

**A-523.00**

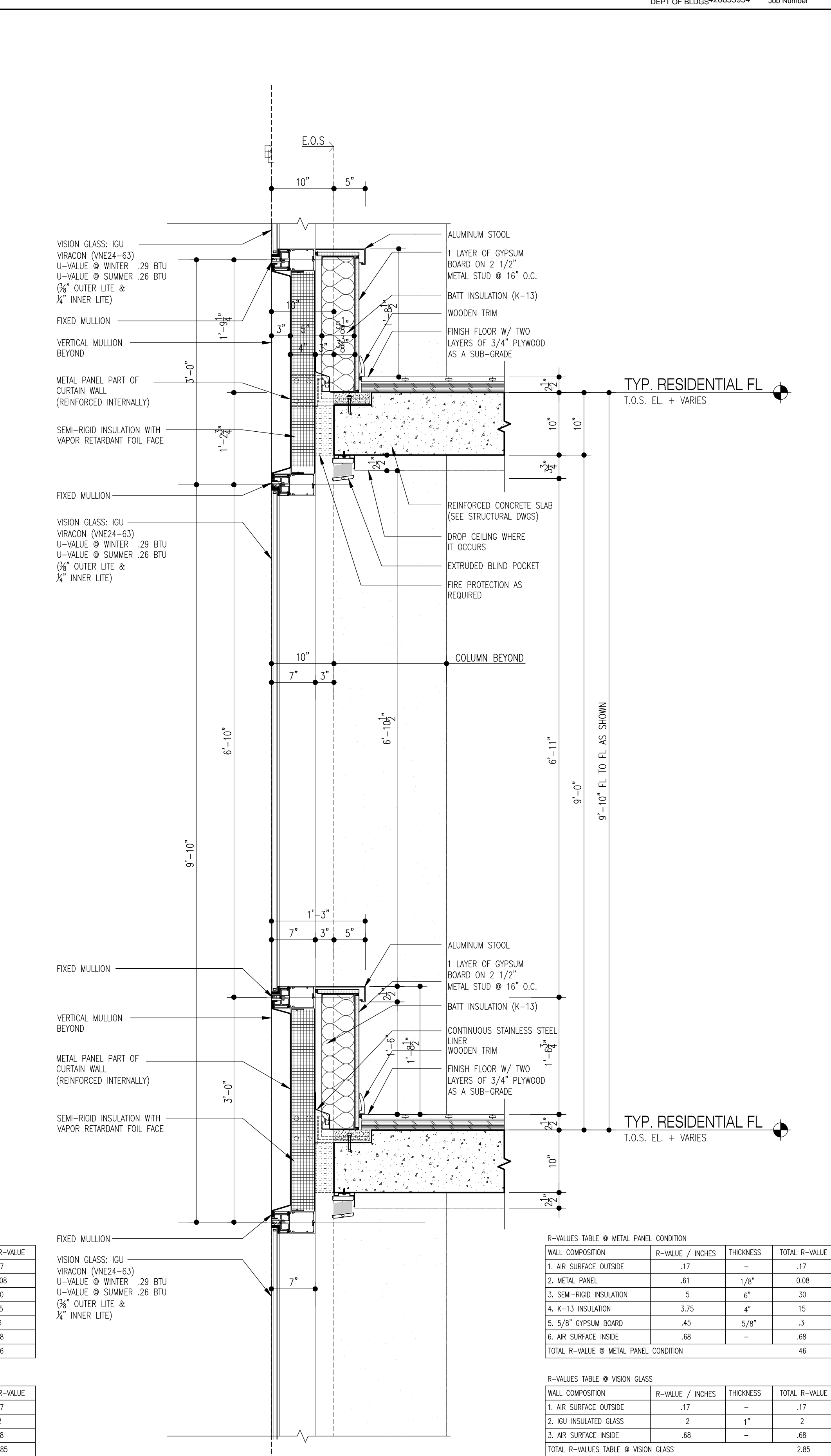
DWG NO. 049 OF 58



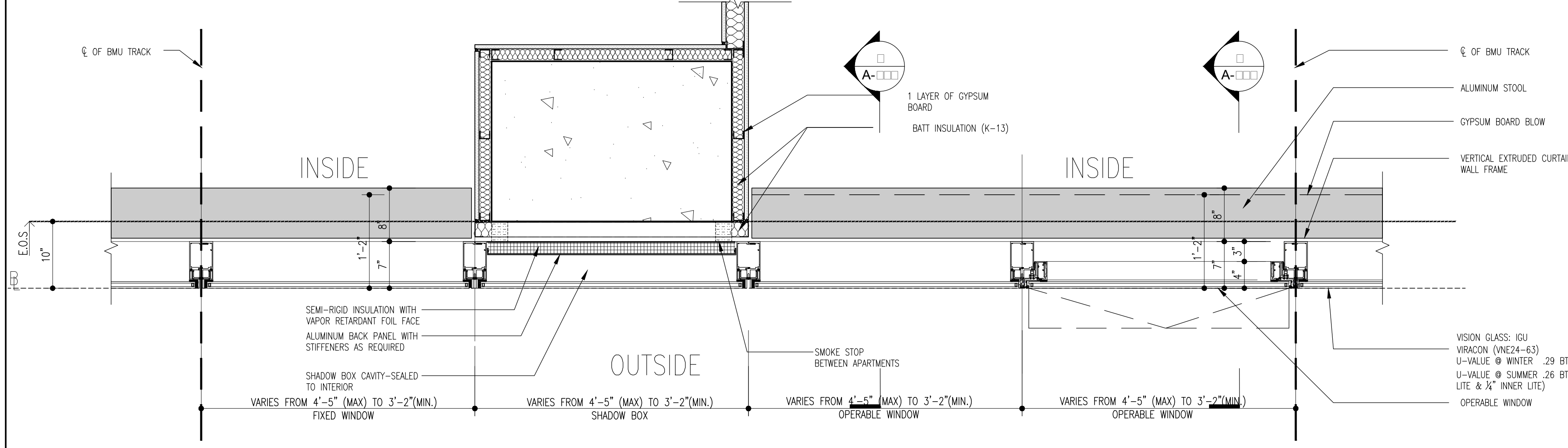
7 TYP. ELEVATION DETAIL  
Scale: 1"=1'-0"



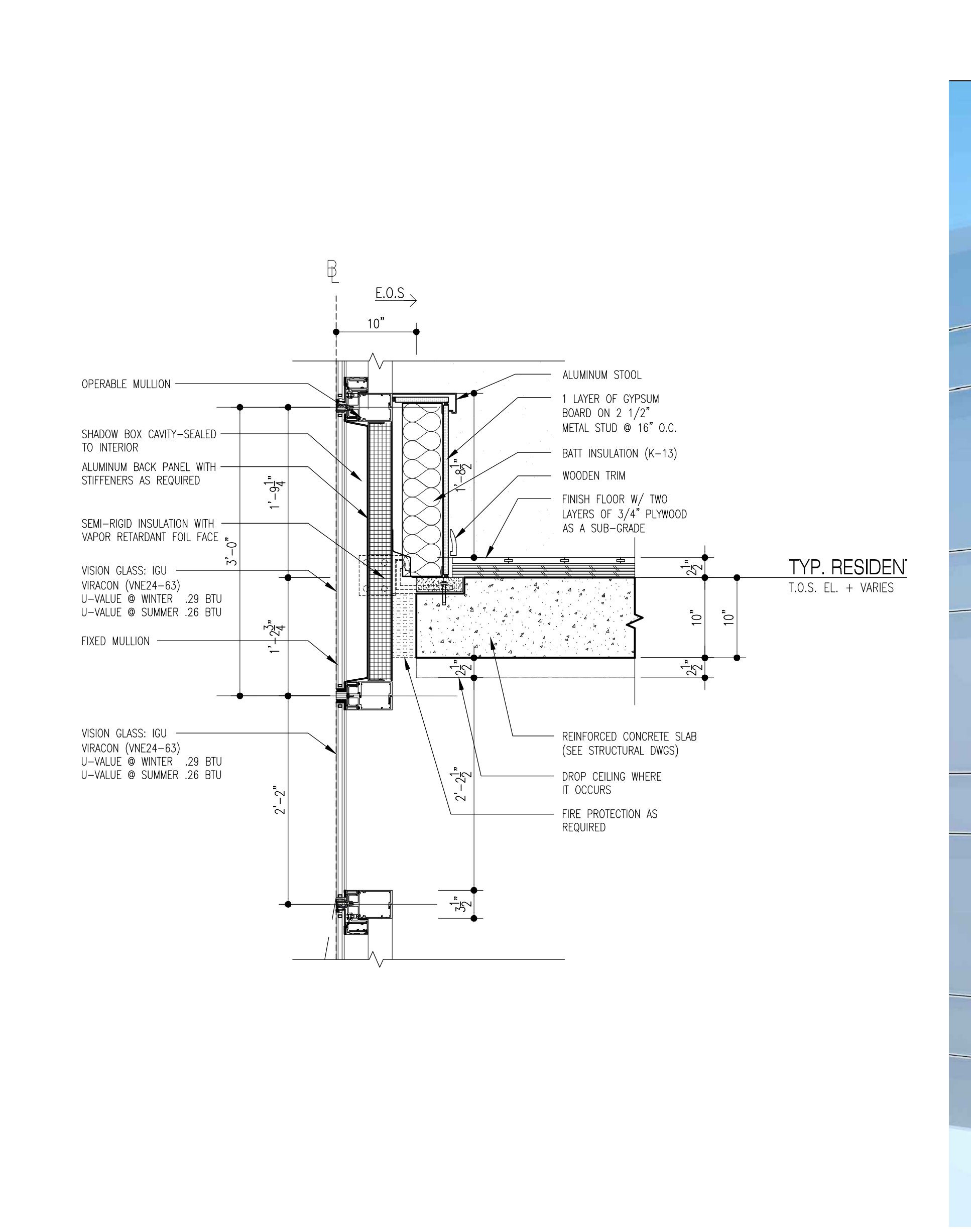
6 TYP. WALL SECTION @ METAL PANEL  
Scale: 1"=1'-0"




5 TYP. WALL SECTION @ METAL PANEL  
Scale: 1"=1'-0"



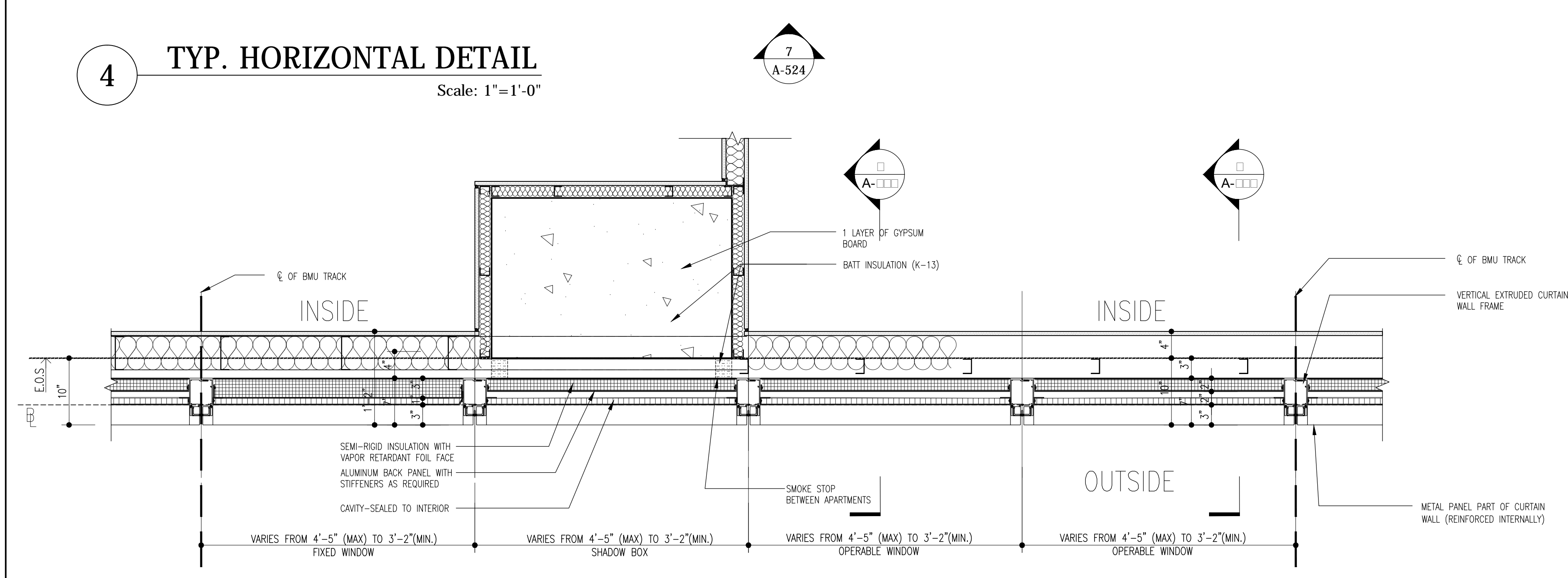
4 TYP. HORIZONTAL DETAIL  
Scale: 1"=1'-0"



2 SHADOW BOX @ SPANDREL (FL 21,22,51,52,67)  
Scale: 1"=1'-0"



1 TYP. WALL TYPE AXONOMETRIC  
Scale: NTS



3 TYP. HORIZONTAL DETAIL  
Scale: 1"=1'-0"

NOTES:

NOT FOR CONSTRUCTION

03/10/2017 ISSUED FOR DOB  
03/16/2017 ISSUED FOR DOB  
02/14/2017 ISSUED FOR DOB  
01/27/2017 SUPERSTRUCTURE SET  
01/25/2017 ISSUED FOR DOB  
11/17/2016 FACILE PILING SET  
11/11/2016 100% DEVELOPMENT SET  
10/22/2016 ISSUED FOR DOB  
04/08/2016 FOUNDATION BO SET  
02/25/2016 DOB PLING SET

Number: Date: Revision:  
Project:  
**City View Tower at Court Square**  
23-15 44th Drive  
Long Island City, NY 11101

Client:  
**Cityview Tower LLC**  
112-15 NORTHERN BLVD, CF-2  
CORONA, NY 11368  
(718) 321-8652

Architect:  
**HILL | WEST ARCHITECTS**  
11 BROADWAY  
17TH FLOOR  
NEW YORK, NY 10004  
T. 212 213 8007

Consultant:  
**DESIMONE CONSULTING ENGINEERS**  
140 Broadway 25th Floor  
New York, NY, 10005  
(212) 532-2211

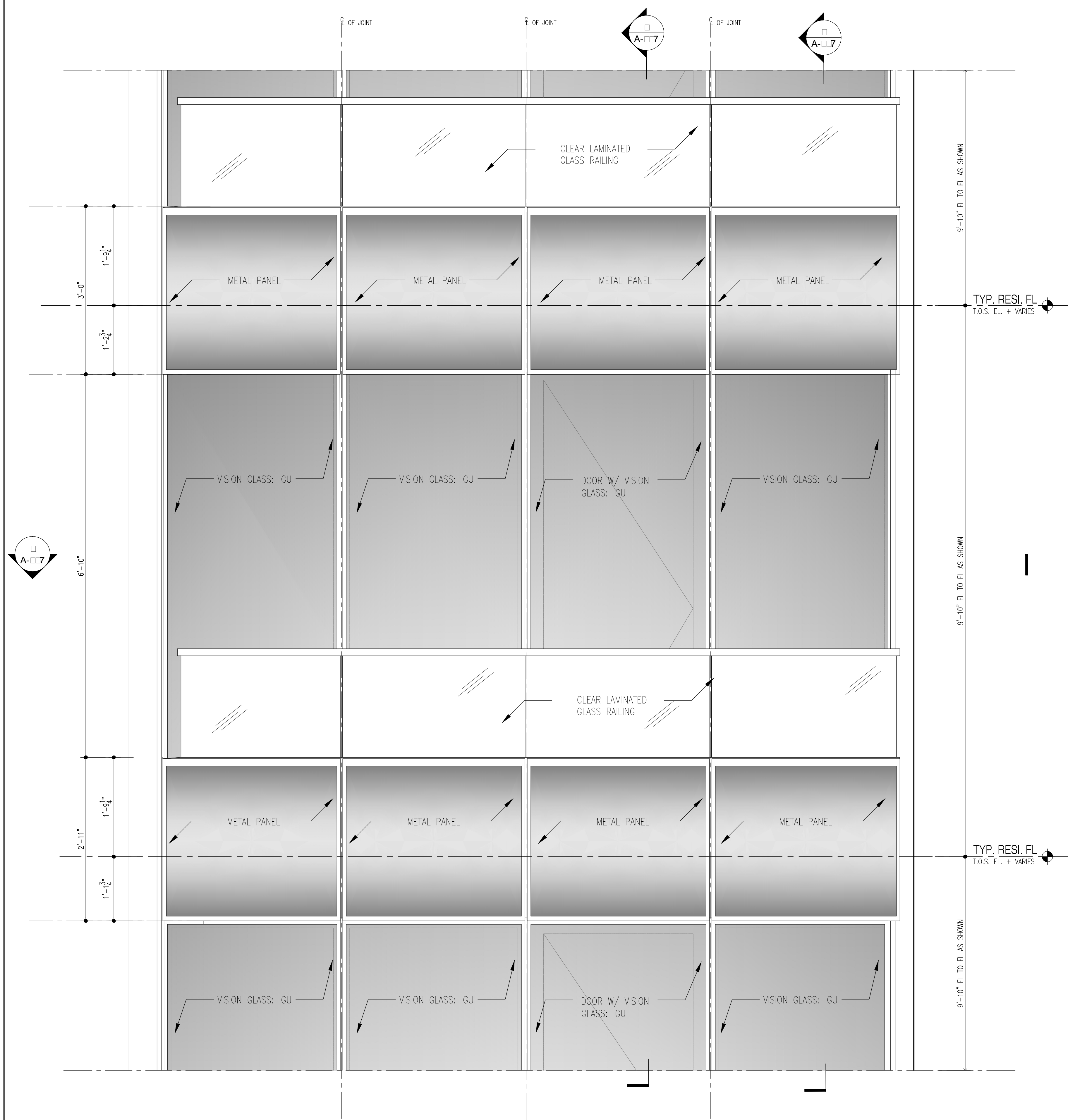
**Cosentini Associates**  
Two Pennsylvania Plaza, 3rd Fl.  
New York, NY 10121  
(212) 615-3600

**Whitehall**  
11 Broadway, 17th Floor  
New York, NY 10004  
(212) 908-4940

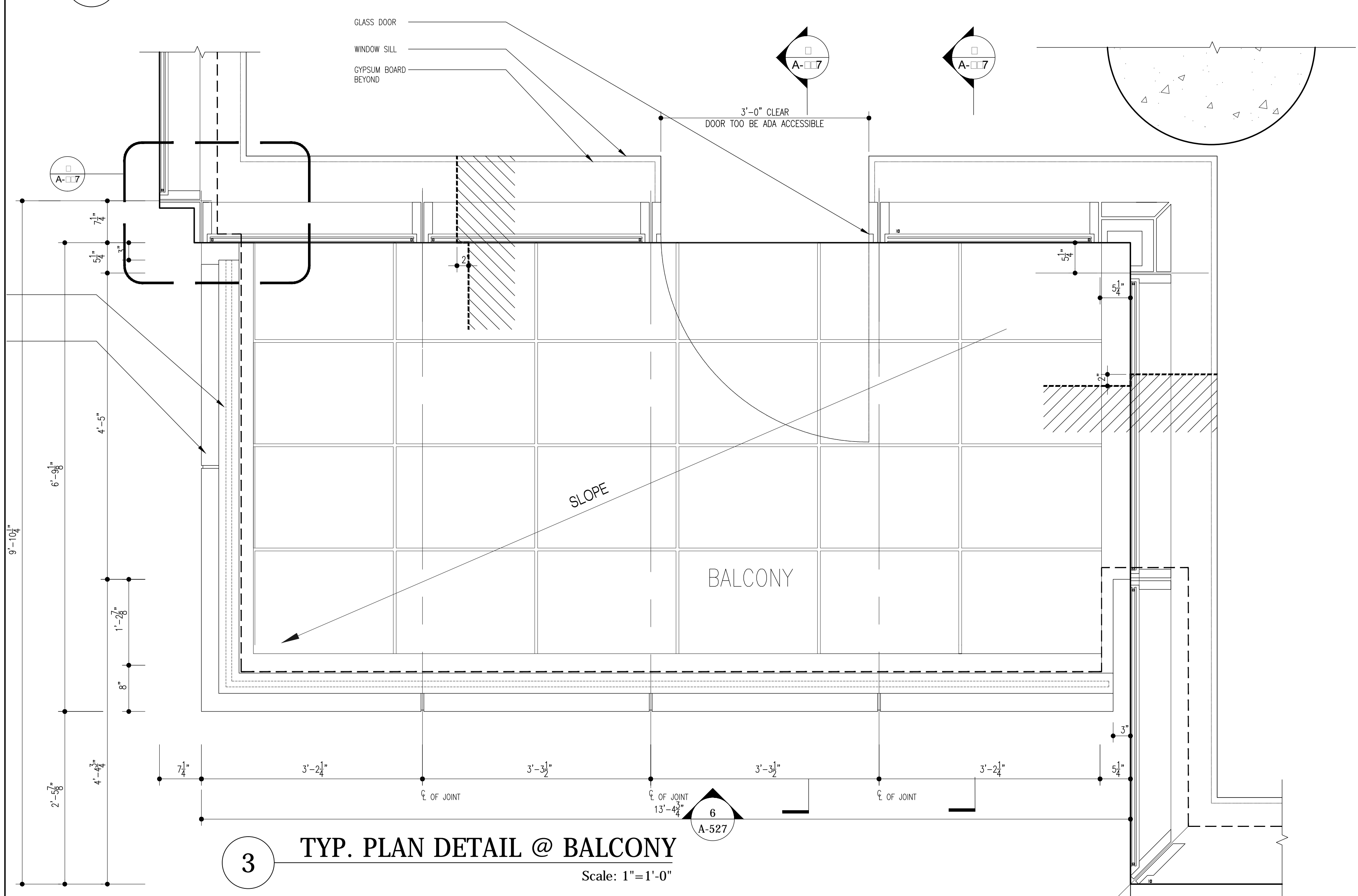
DOB STAMPS & SIGNATURES:

DWG TITLE:  
TYP. WALL TYPE B

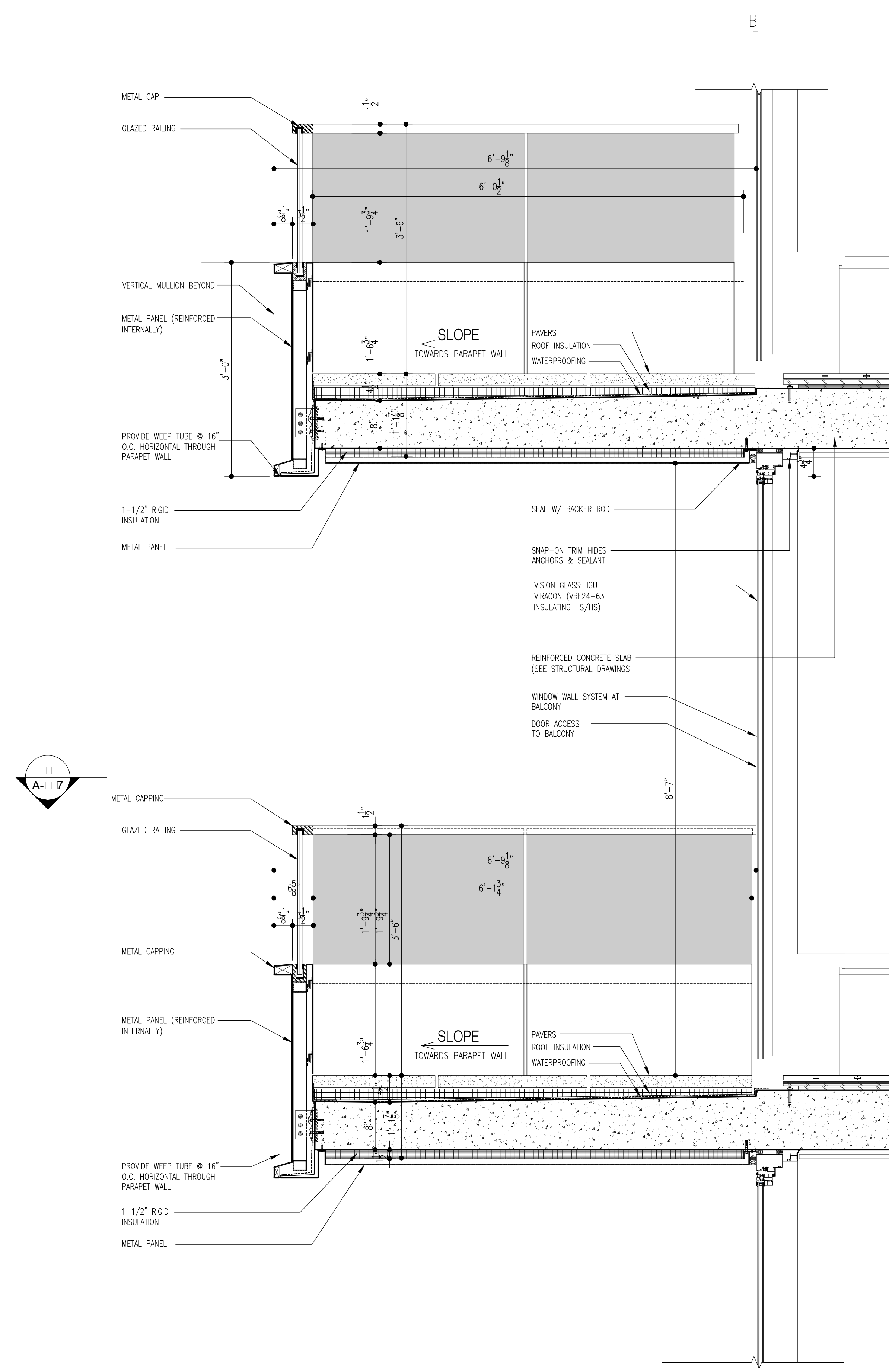
SEAL & SIGNATURE:  
REGISTERED ARCHITECT  
DATE: 01/18/2017  
PROJECT #: 15112  
SCALE: AS NOTED  
**A-524.00**  
DWG NO. 049 OF 58



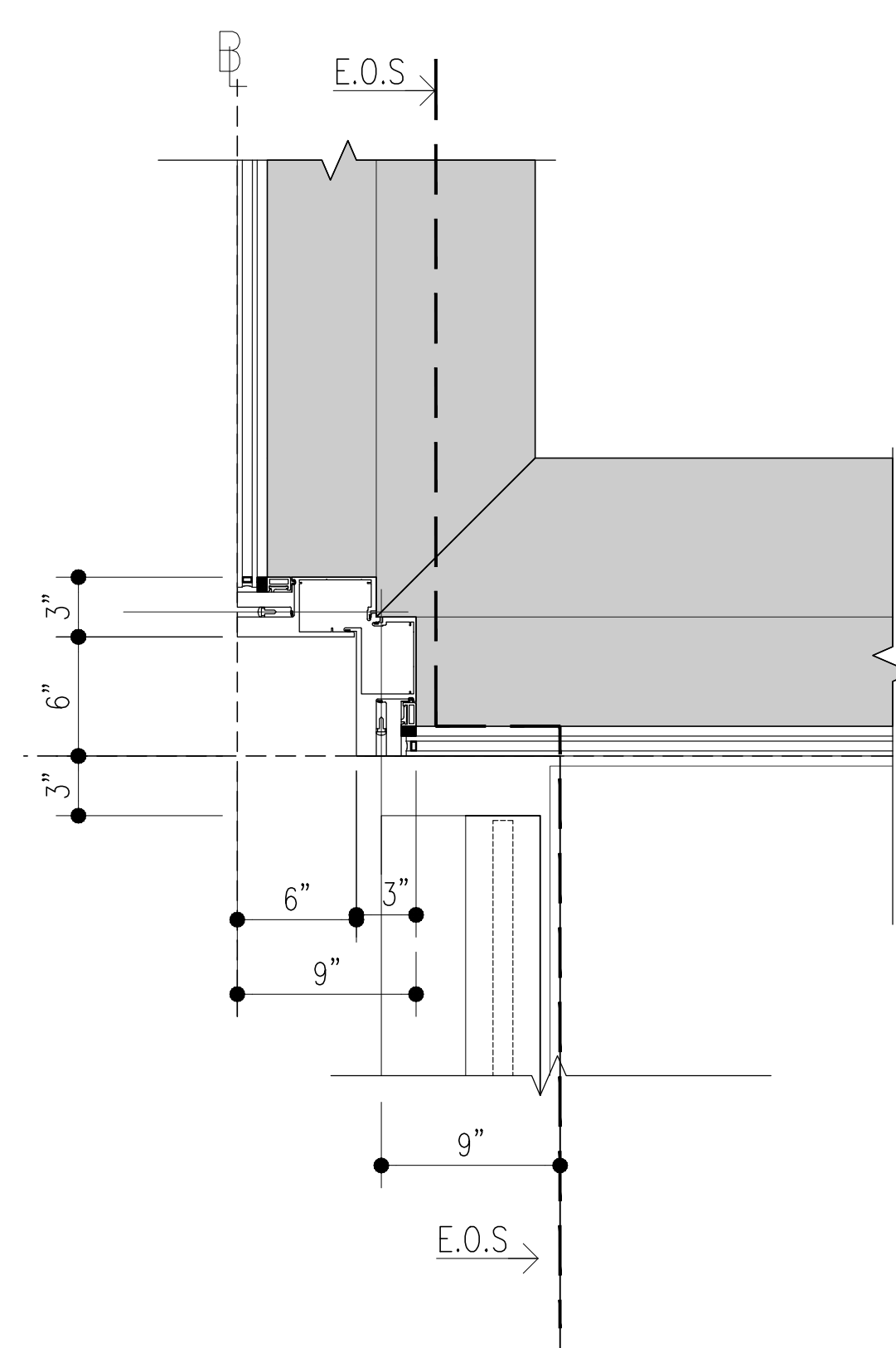
6 TYP. WALL SECTION @ BALCONY  
Scale: 1"=1'-0"



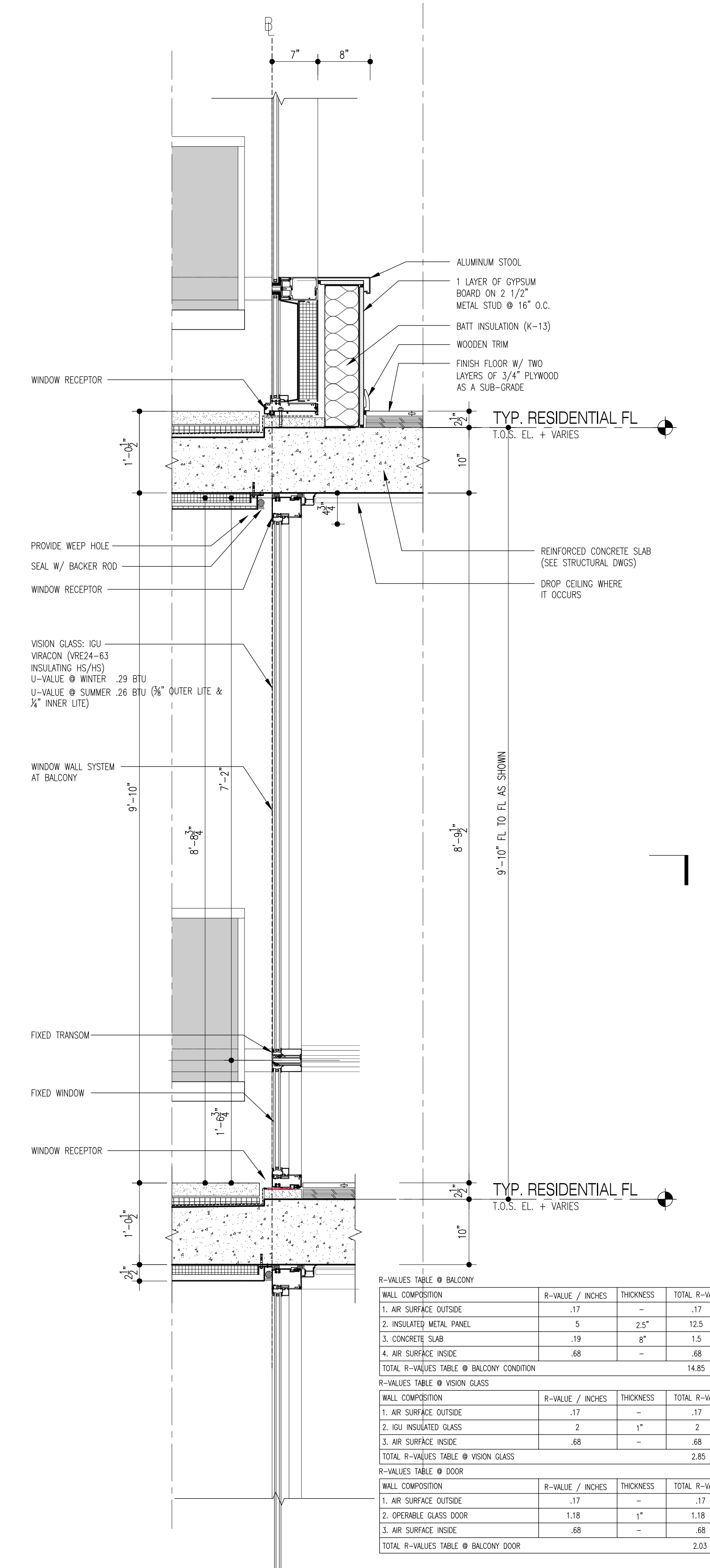
3 TYP. PLAN DETAIL @ BALCONY  
Scale: 1"=1'-0"




5 TYP. WALL SECTION @ BALCONY THRU DOOR  
Scale: 1"=1'-0"



2 TYP. CORNER DETAIL  
Scale: 1 1/2"=1'-0"



4 TYP. WALL SECTION @ WINDOW WALL  
Scale: 1"=1'-0"



1 TYP. AXONOMETRIC @ GLAZED WALL  
Scale: NTS

NOTES:

NOT FOR CONSTRUCTION

| Number     | Date                 | Revision |
|------------|----------------------|----------|
| 03/10/2017 | ISSUED FOR DOB       |          |
| 03/16/2017 | ISSUED FOR DOB       |          |
| 02/14/2017 | ISSUED FOR DOB       |          |
| 01/27/2017 | SUBSTRUCTURE SET     |          |
| 01/25/2017 | ISSUED FOR DOB       |          |
| 11/17/2016 | FAÇADE PACKING SET   |          |
| 11/10/2016 | 100% DEVELOPMENT SET |          |
| 10/20/2016 | ISSUED FOR DOB       |          |
| 04/08/2016 | FOUNDATION SET       |          |
| 02/05/2016 | DOB RUM SET          |          |

Project:  
**City View Tower at Court Square**  
23-15 44th Drive  
Long Island City, NY 11101

Client:  
**Cityview Tower LLC**  
112-15 NORTHERN BLVD, CF-2  
CORONA, NY 11368  
(718) 321-8652

Architect:  
**HILL | WEST ARCHITECTS**  
11 BROADWAY  
17TH FLOOR  
NEW YORK, NY 10004  
T. 212 213 8007

Consultant:  
**DESIMONE CONSULTING ENGINEERS**  
140 Broadway 25th Floor  
New York, NY, 10005  
(212) 532-2211

**Cosentini Associates**  
Two Pennsylvania Plaza, 3rd Fl.  
New York, NY 10121  
(212) 615-3600

**Whitehall**  
11 Broadway, 17th Floor  
New York, NY 10004  
(212) 908-4940

DOB STAMPS & SIGNATURES:

DWG TITLE:  
TYP. WALL TYPE C

SEAL & SIGNATURE: [Signature]

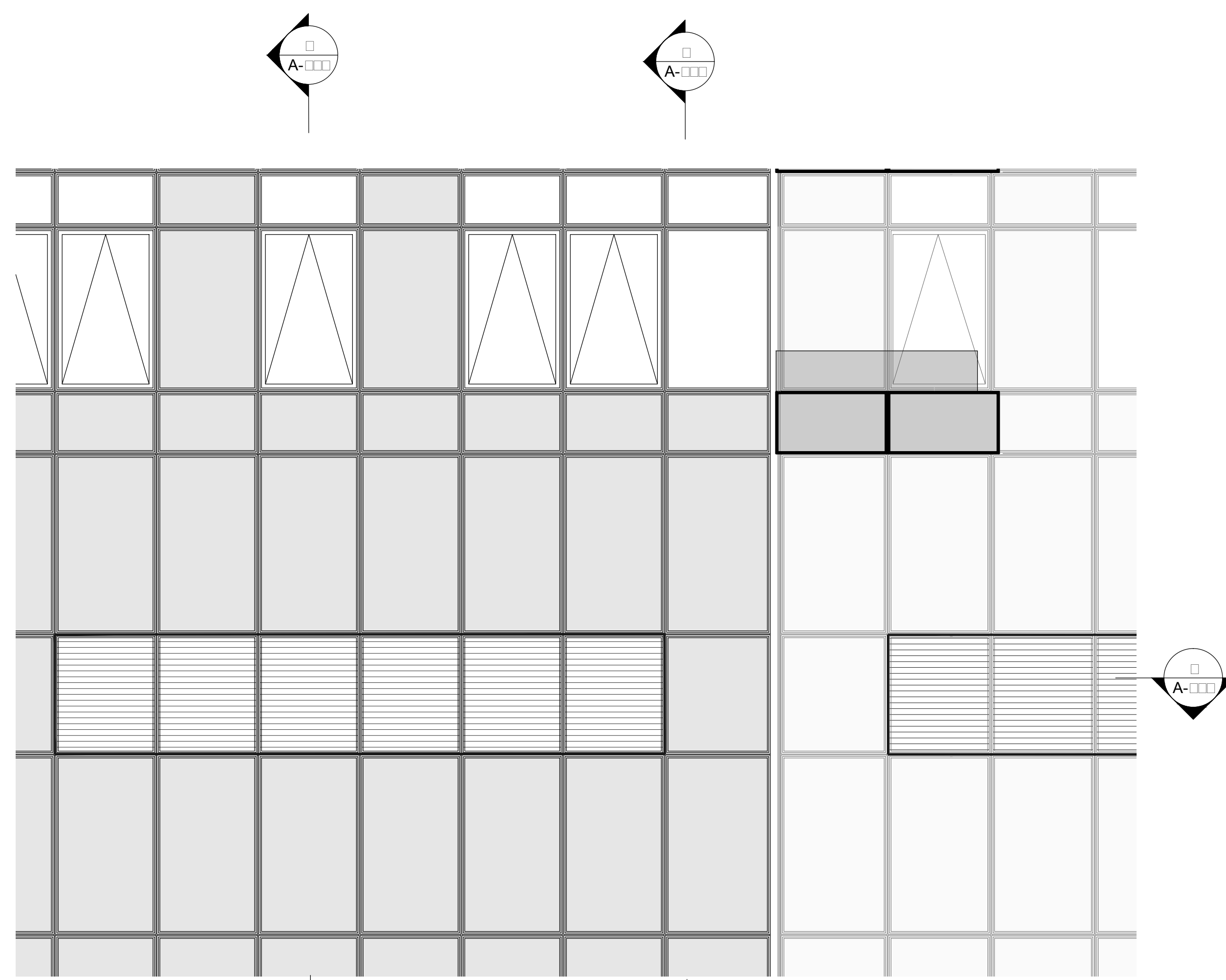
DATE: 01/18/2017

PROJECT #: 15412

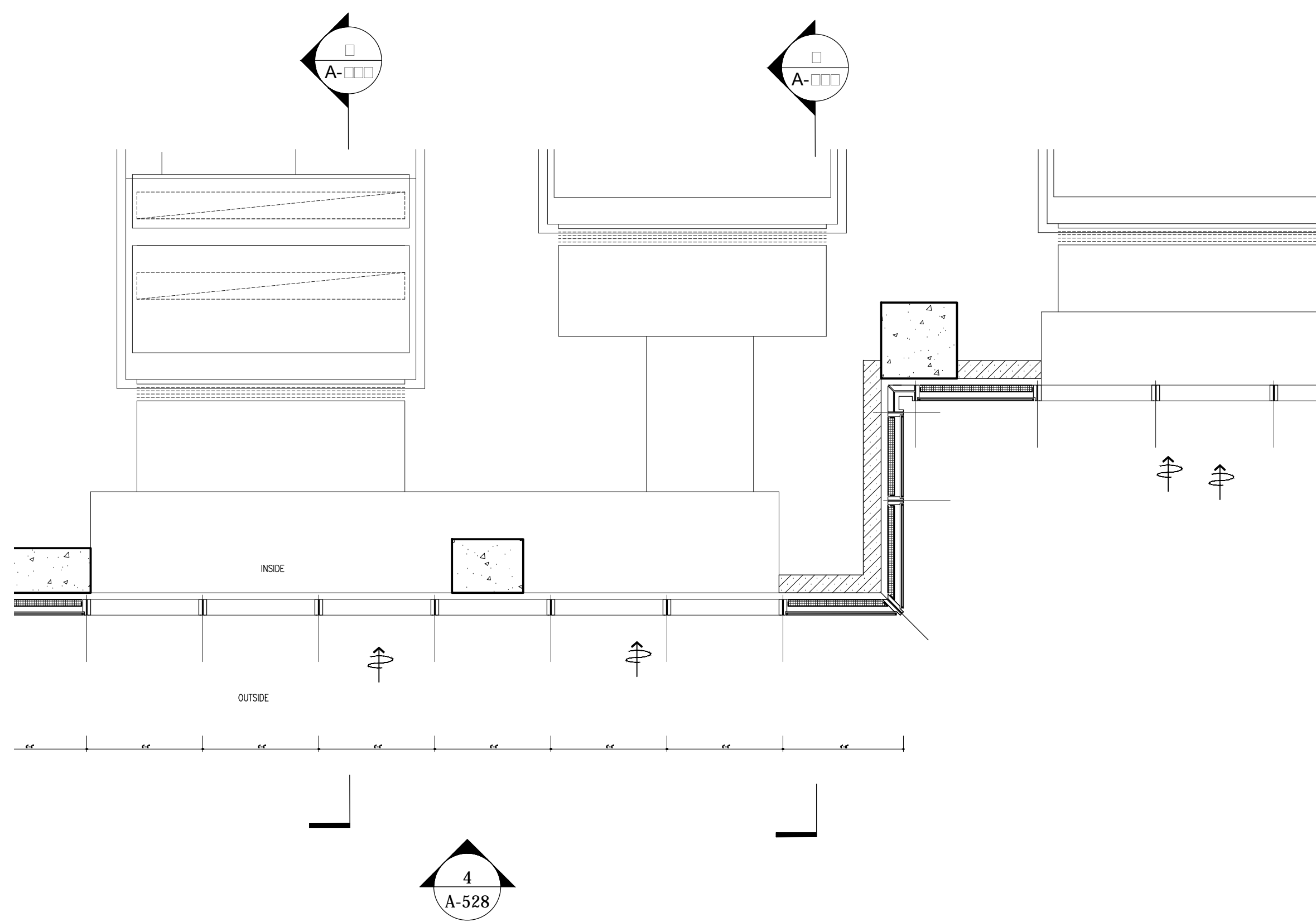
SCALE: AS NOTED

DWG NO. **A-527.00**

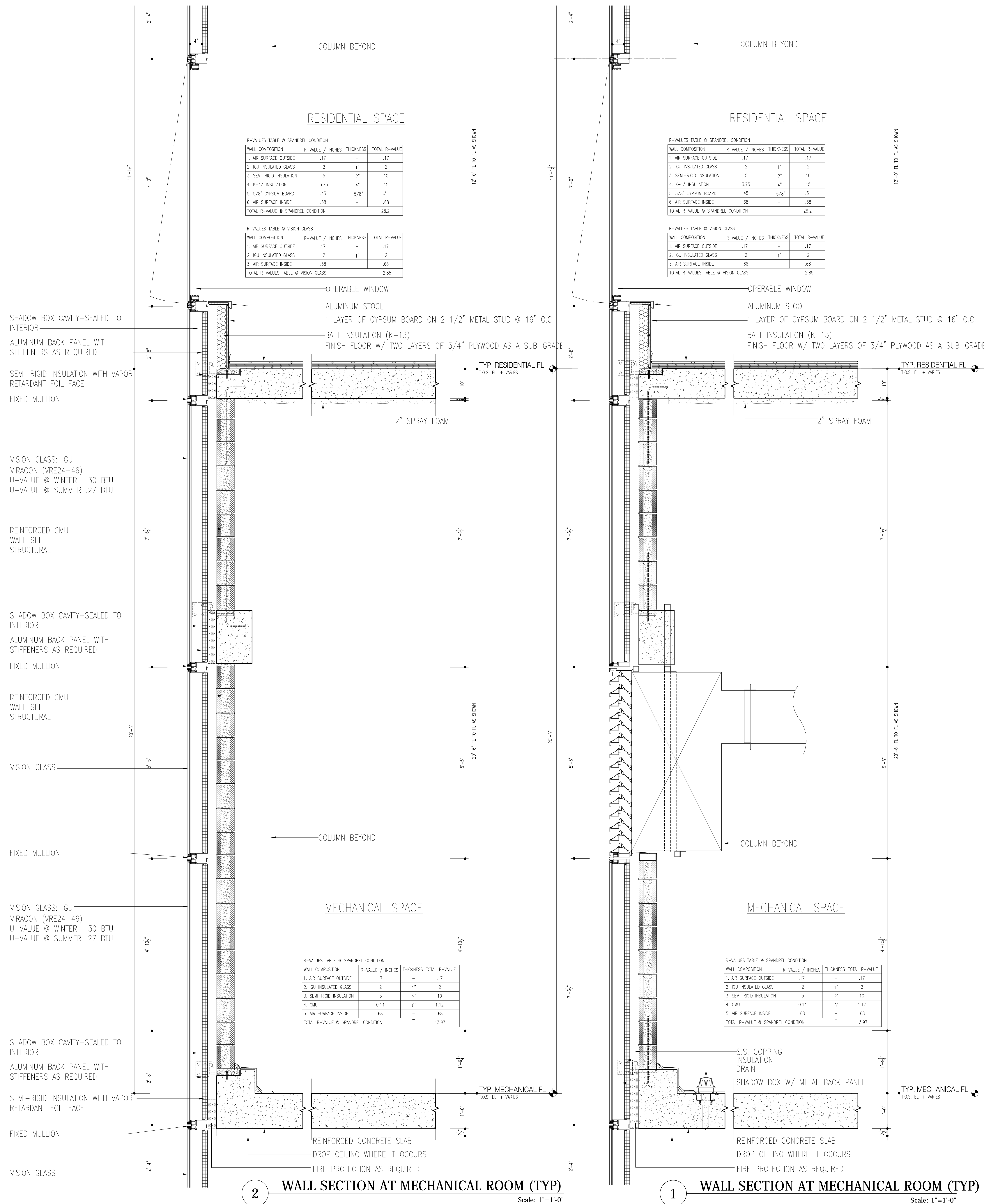
049 OF 58



4 TYP. ELEVATION @ MECHANICAL FLOOR TYPICAL  
Scale: 1/4"=1'-0"



3 TYPICAL PLAN @ MECHANICAL FLOOR TYPICAL  
Scale: 1/4"=1'-0"



2 WALL SECTION AT MECHANICAL ROOM (TYP)  
Scale: 1"=1'-0"

1 WALL SECTION AT MECHANICAL ROOM (TYP)  
Scale: 1"=1'-0"

RESIDENTIAL SPACE

R-VALUES TABLE @ SPANDREL CONDITION

| WALL COMPOSITION                   | R-VALUE / INCHES | THICKNESS | TOTAL R-VALUE |
|------------------------------------|------------------|-----------|---------------|
| 1. AIR SURFACE OUTSIDE             | .17              | -         | .17           |
| 2. IGU INSULATED GLASS             | 2                | 1"        | 2             |
| 3. SEMI-RIGID INSULATION           | 5                | 2"        | 10            |
| 4. K-13 INSULATION                 | 3.75             | 4"        | 15            |
| 5. 5/8" GYPSUM BOARD               | .45              | 5/8"      | .3            |
| 6. AIR SURFACE INSIDE              | .68              | -         | .68           |
| TOTAL R-VALUE @ SPANDREL CONDITION |                  |           | 28.2          |

R-VALUES TABLE @ VISION GLASS

| WALL COMPOSITION                    | R-VALUE / INCHES | THICKNESS | TOTAL R-VALUE |
|-------------------------------------|------------------|-----------|---------------|
| 1. AIR SURFACE OUTSIDE              | .17              | -         | .17           |
| 2. IGU INSULATED GLASS              | 2                | 1"        | 2             |
| 3. AIR SURFACE INSIDE               | .68              | -         | .68           |
| TOTAL R-VALUES TABLE @ VISION GLASS |                  |           | 2.85          |

RESIDENTIAL SPACE

R-VALUES TABLE @ SPANDREL CONDITION

| WALL COMPOSITION                   | R-VALUE / INCHES | THICKNESS | TOTAL R-VALUE |
|------------------------------------|------------------|-----------|---------------|
| 1. AIR SURFACE OUTSIDE             | .17              | -         | .17           |
| 2. IGU INSULATED GLASS             | 2                | 1"        | 2             |
| 3. SEMI-RIGID INSULATION           | 5                | 2"        | 10            |
| 4. K-13 INSULATION                 | 3.75             | 4"        | 15            |
| 5. 5/8" GYPSUM BOARD               | .45              | 5/8"      | .3            |
| 6. AIR SURFACE INSIDE              | .68              | -         | .68           |
| TOTAL R-VALUE @ SPANDREL CONDITION |                  |           | 28.2          |

R-VALUES TABLE @ VISION GLASS

| WALL COMPOSITION                    | R-VALUE / INCHES | THICKNESS | TOTAL R-VALUE |
|-------------------------------------|------------------|-----------|---------------|
| 1. AIR SURFACE OUTSIDE              | .17              | -         | .17           |
| 2. IGU INSULATED GLASS              | 2                | 1"        | 2             |
| 3. AIR SURFACE INSIDE               | .68              | -         | .68           |
| TOTAL R-VALUES TABLE @ VISION GLASS |                  |           | 2.85          |

MECHANICAL SPACE

R-VALUES TABLE @ SPANDREL CONDITION

| WALL COMPOSITION                   | R-VALUE / INCHES | THICKNESS | TOTAL R-VALUE |
|------------------------------------|------------------|-----------|---------------|
| 1. AIR SURFACE OUTSIDE             | .17              | -         | .17           |
| 2. IGU INSULATED GLASS             | 2                | 1"        | 2             |
| 3. SEMI-RIGID INSULATION           | 5                | 2"        | 10            |
| 4. CMU                             | 0.14             | 8"        | 1.12          |
| 5. AIR SURFACE INSIDE              | .68              | -         | .68           |
| TOTAL R-VALUE @ SPANDREL CONDITION |                  |           | 13.97         |

MECHANICAL SPACE

R-VALUES TABLE @ SPANDREL CONDITION

| WALL COMPOSITION                   | R-VALUE / INCHES | THICKNESS | TOTAL R-VALUE |
|------------------------------------|------------------|-----------|---------------|
| 1. AIR SURFACE OUTSIDE             | .17              | -         | .17           |
| 2. IGU INSULATED GLASS             | 2                | 1"        | 2             |
| 3. SEMI-RIGID INSULATION           | 5                | 2"        | 10            |
| 4. CMU                             | 0.14             | 8"        | 1.12          |
| 5. AIR SURFACE INSIDE              | .68              | -         | .68           |
| TOTAL R-VALUE @ SPANDREL CONDITION |                  |           | 13.97         |

NOTES:

NOT FOR CONSTRUCTION

| Number     | Date | Revision                 |
|------------|------|--------------------------|
| 01/18/2017 |      | ISSUED FOR DOB           |
| 03/01/2017 |      | ISSUED FOR DOB           |
| 02/24/2017 |      | ISSUED FOR DOB           |
| 01/27/2017 |      | SUBSTRUCTURE SET         |
| 01/25/2017 |      | ISSUED FOR DOB           |
| 11/17/2016 |      | FACE FINISH SET          |
| 10/10/2016 |      | 100% DEVELOPMENT BID SET |
| 10/12/2016 |      | ISSUED FOR DOB           |
| 04/08/2016 |      | FOUNDATION BID SET       |
| 02/01/2016 |      | DOB FILING SET           |

Project:  
**City View Tower at Court Square**  
23-15 44th Drive  
Long Island City, NY 11101

Client:  
**Cityview Tower LLC**  
112-15 NORTHERN BLVD, CF-2  
CORONA, NY 11368  
(718) 321-8552

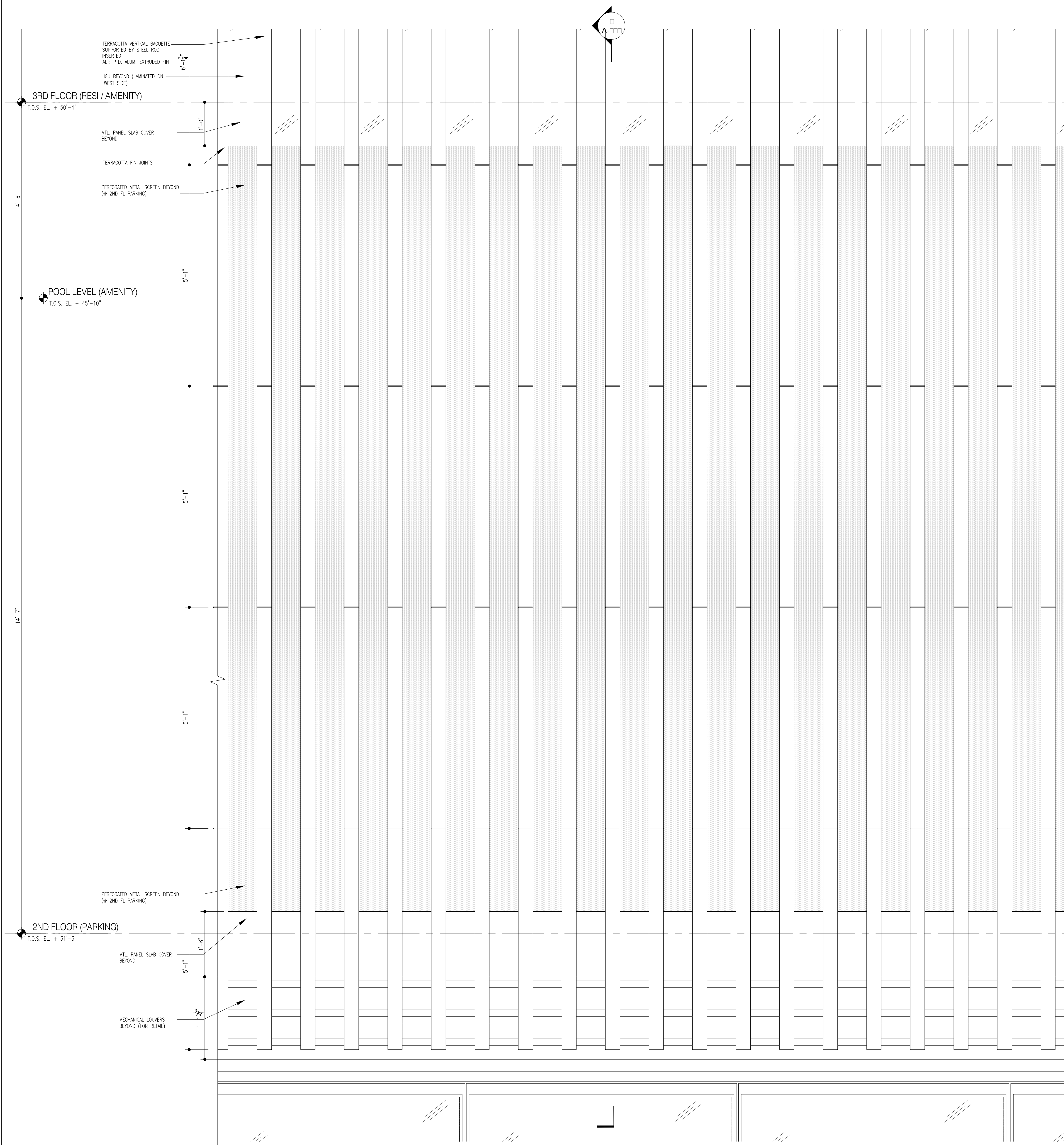
Architect:  
**HILL | WEST**  
ARCHITECTS  
11 BROADWAY  
17TH FLOOR  
NEW YORK, NY 10004  
T. 212 213 8007

Consultant:  
**DESIMONE CONSULTING ENGINEERS**  
140 Broadway 25th Floor  
New York, NY, 10005  
(212) 532-2211  
**Cosentini Associates**  
Two Pennsylvania Plaza, 3rd FL.  
New York, NY 10121  
(212) 615-3600  
**Whitehall**  
11 Broadway, 17th Floor  
New York, NY 10004  
(212) 908-4940

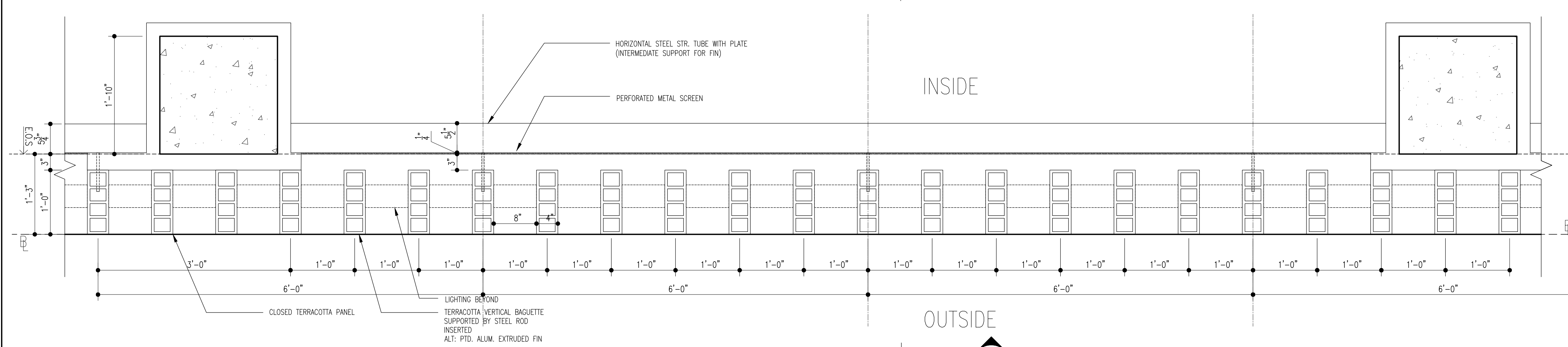
DOB STAMPS & SIGNATURES:

DWG TITLE:  
WALL TYPE D

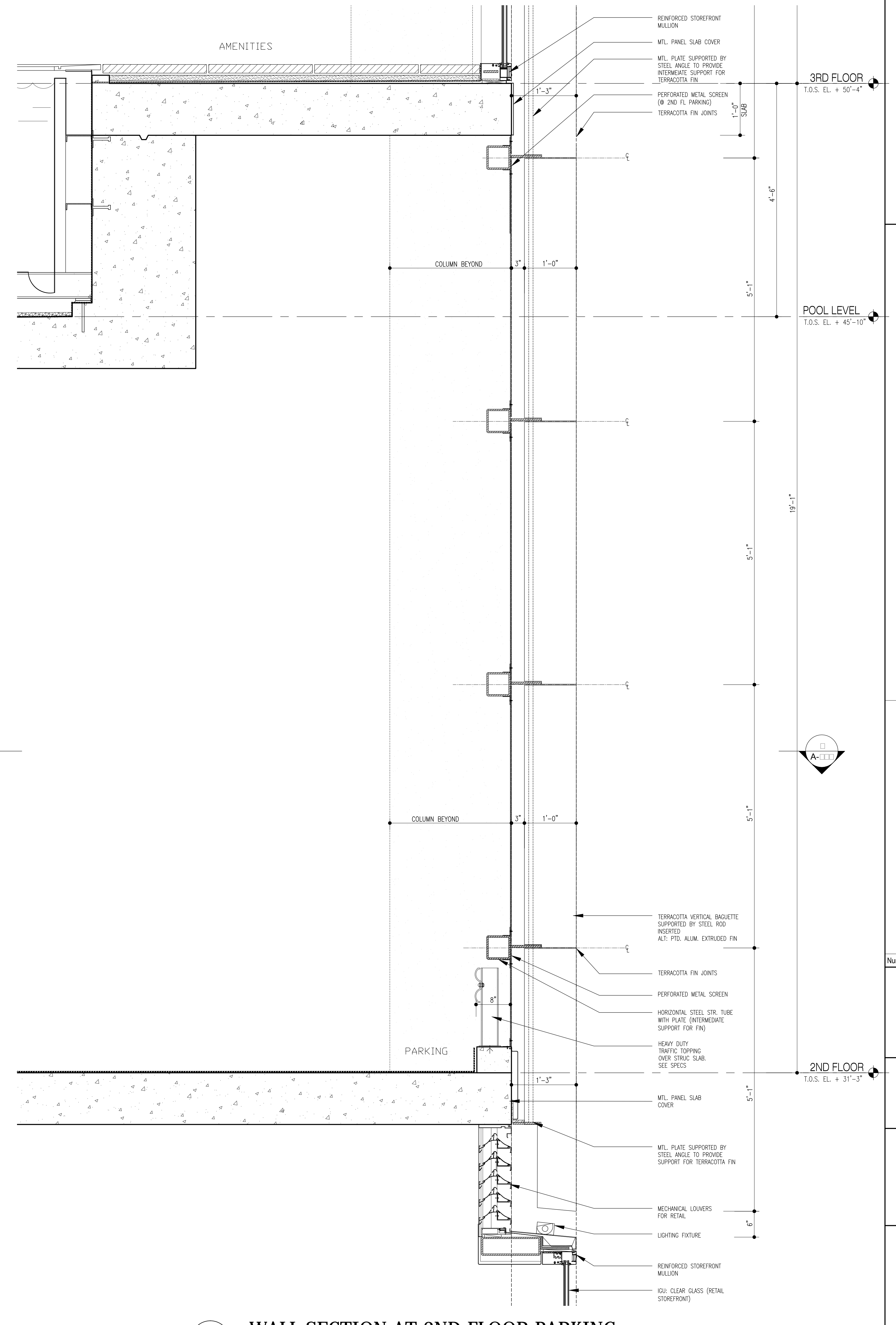
|                       |                     |
|-----------------------|---------------------|
| SEAL & SIGNATURE:<br> | DATE:<br>01/18/2017 |
| PROJECT #:<br>15412   | SCALE:<br>AS NOTED  |
| <b>A-528.00</b>       |                     |
| DWG NO.               |                     |



**3 PARTIAL WEST BASE ELEVATION**  
Scale: 1"=1'-0"



**2 PARTIAL 2ND FLOOR PLAN**  
Scale: 1"=1'-0"



**1 WALL SECTION AT 2ND FLOOR PARKING**  
Scale: 1"=1'-0"

**NOTES:**

**NOT FOR CONSTRUCTION**

| Date       | Revision             |
|------------|----------------------|
| 09/08/2017 | ISSUED FOR DOB       |
| 03/01/2017 | ISSUED FOR DOB       |
| 02/04/2017 | ISSUED FOR DOB       |
| 01/07/2017 | SUBSTRUCTURE SET     |
| 01/03/2017 | ISSUED FOR DOB       |
| 11/17/2016 | FRAME FINISH SET     |
| 10/10/2016 | 100% DEVELOPMENT SET |
| 10/12/2016 | ISSUED FOR DOB       |
| 04/08/2014 | FOUNDATION SET       |
| 03/05/2014 | DOB FILING SET       |

Number: \_\_\_\_\_ Date: \_\_\_\_\_ Revision: \_\_\_\_\_  
 Project:  
**City View Tower at Court Square**  
 23-15 44th Drive  
 Long Island City, NY 11101  
 Client:  
**Cityview Tower LLC**  
 112-15 NORTHERN BLVD, CF-2  
 CORONA, NY 11368  
 (718) 321-8652

Architect:  
**HILL | WEST**  
 ARCHITECTS  
 11 BROADWAY  
 17TH FLOOR  
 NEW YORK, NY 10004  
 T. 212 213 8007

Consultant:  
**DESIMONE CONSULTING ENGINEERS**  
 140 Broadway 25th Floor  
 New York, NY, 10005  
 (212) 532-2211  
**Cosentini Associates**  
 Two Pennsylvania Plaza, 3rd FL.  
 New York, NY 10121  
 (212) 615-3600  
**Whitehall**  
 11 Broadway, 17th Floor  
 New York, NY 10004  
 (212) 908-4940

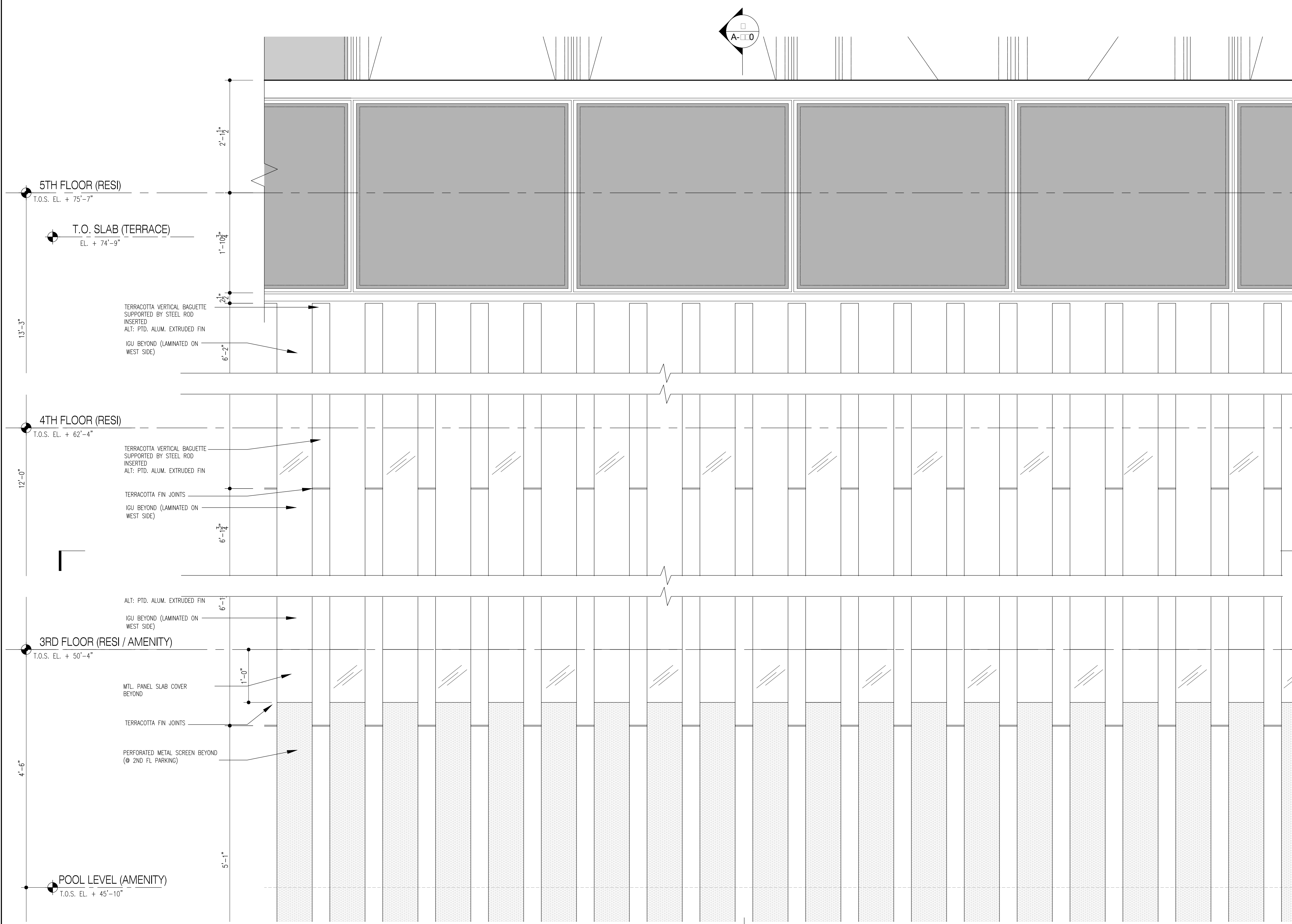
DOB STAMPS & SIGNATURES:

DWG TITLE: **WALL TYPE E**

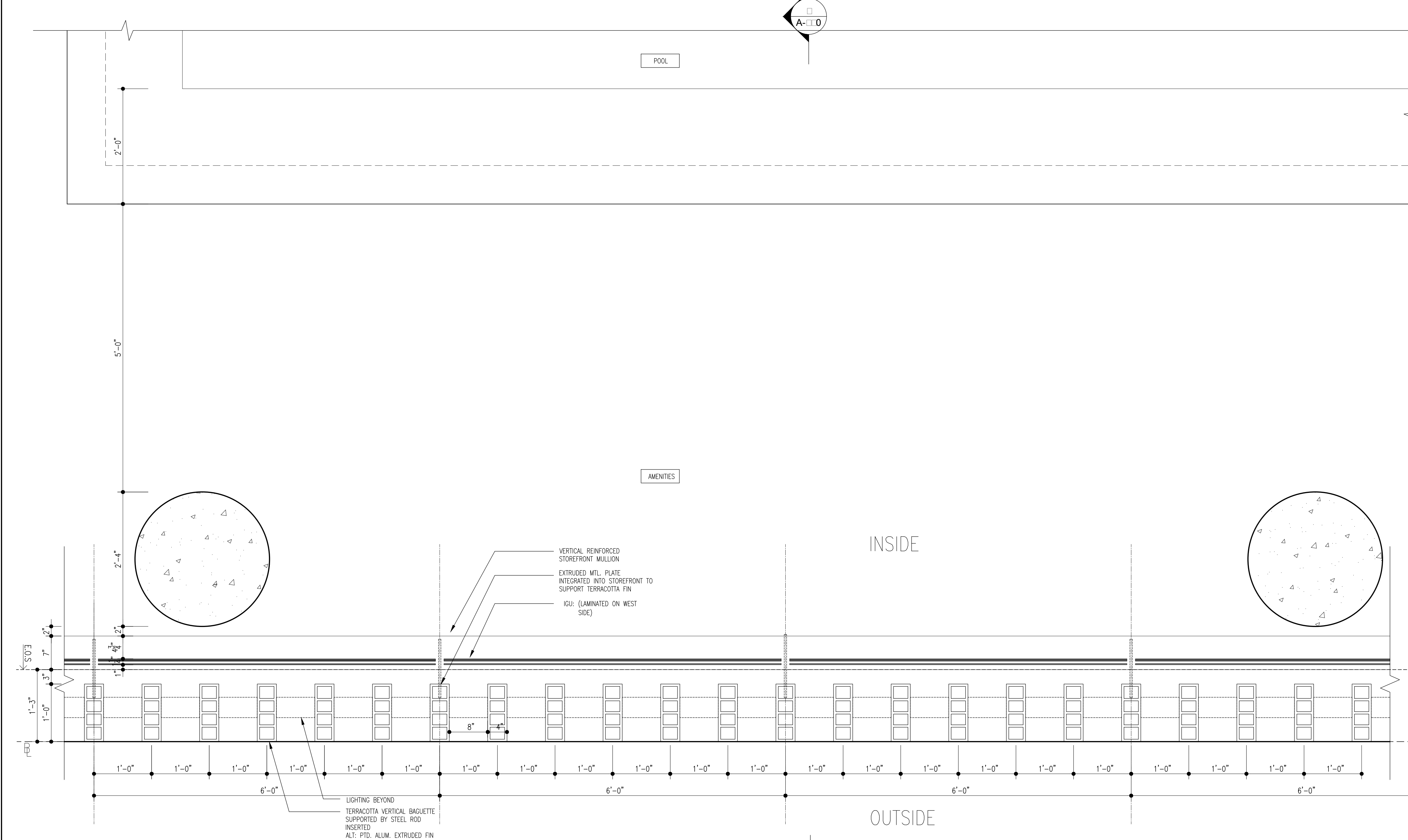
|                   |                         |
|-------------------|-------------------------|
| SEAL & SIGNATURE: | DATE: 01/18/2017        |
|                   | PROJECT #: 15512        |
|                   | SCALE: AS NOTED         |
|                   | DWG NO. <b>A-529.00</b> |

049 OF 58

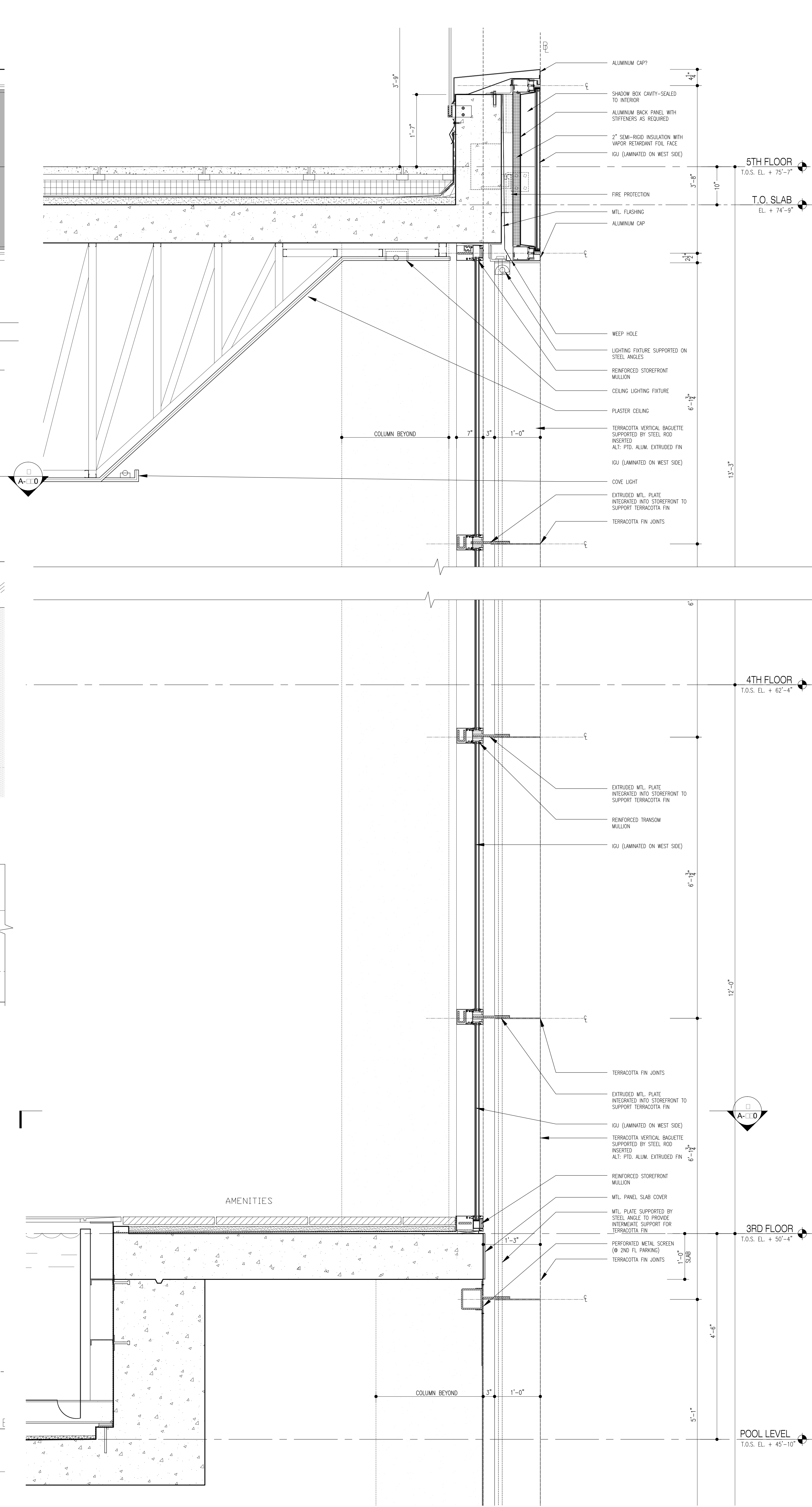




**3 PARTIAL WEST BASE ELEVATION**  
Scale: 1"=1'-0"



**2 PARTIAL AMENITY FLOOR PLAN**  
Scale: 1"=1'-0"



**1 WALL SECTION AT AMENITY FLOOR**  
Scale: 1"=1'-0"

**NOTES:**

| Date       | Revision                          |
|------------|-----------------------------------|
| 09/08/2017 | ISSUED FOR DOB                    |
| 09/08/2017 | ISSUED FOR DOB                    |
| 02/04/2017 | ISSUED FOR DOB SUPERSTRUCTURE SET |
| 01/07/2017 | ISSUED FOR DOB                    |
| 01/02/2017 | ISSUED FOR DOB                    |
| 11/17/2016 | PACKAGE PRICING SET               |
| 11/01/2016 | 100% DEVELOPMENT SET              |
| 10/12/2016 | ISSUED FOR DOB                    |
| 04/08/2014 | FOUNDATION SET                    |
| 02/05/2014 | DOB FILING SET                    |

Number: Date: Revision:

**Project:**  
City View Tower at Court Square  
23-15 44th Drive  
Long Island City, NY 11101

**Client:**  
Cityview Tower LLC  
112-15 NORTHERN BLVD, CF-2  
CORONA, NY 11368  
(718) 321-8652

**Architect:**  
HILL | WEST ARCHITECTS  
11 BROADWAY  
17TH FLOOR  
NEW YORK, NY 10004  
T. 212 213 8007

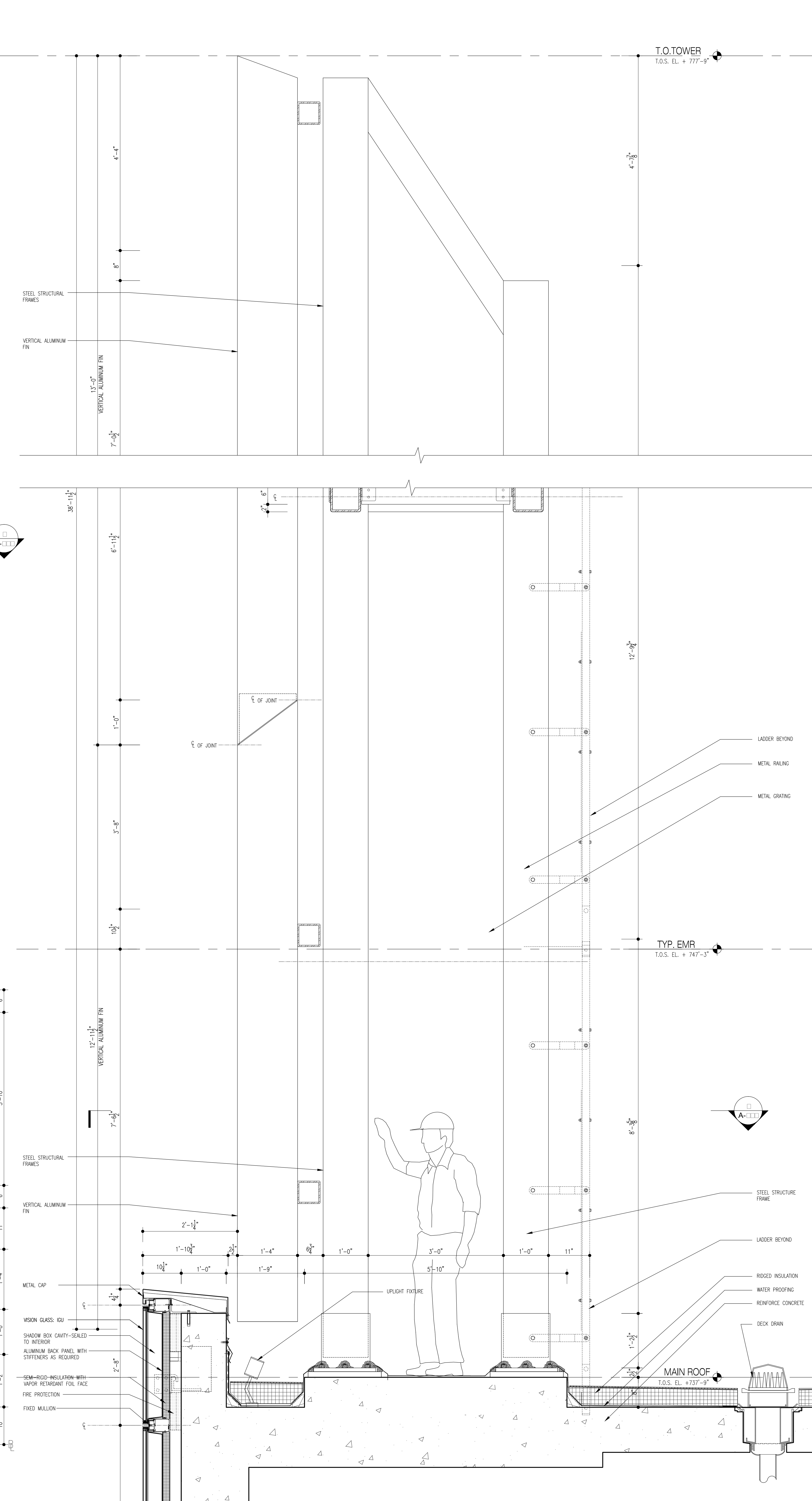
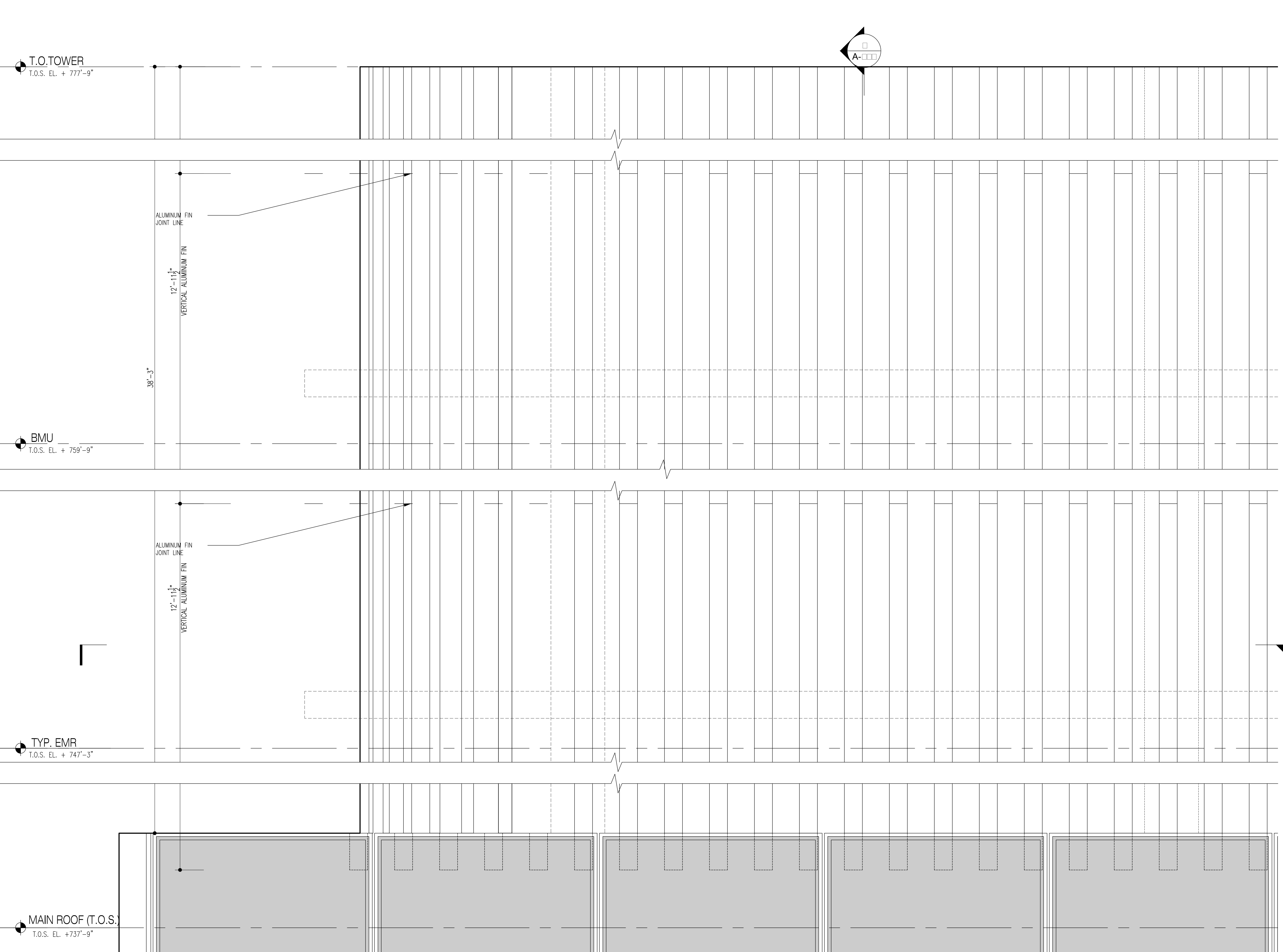
**Consultant:**  
DESIMONE CONSULTING ENGINEERS  
140 Broadway 25th Floor  
New York, NY, 10005  
(212) 532-2211  
Cosentini Associates  
Two Pennsylvania Plaza, 3rd FL.  
New York, NY 10121  
(212) 615-3600

**Whitehall**  
11 Broadway, 17th Floor  
New York, NY 10004  
(212) 908-4940

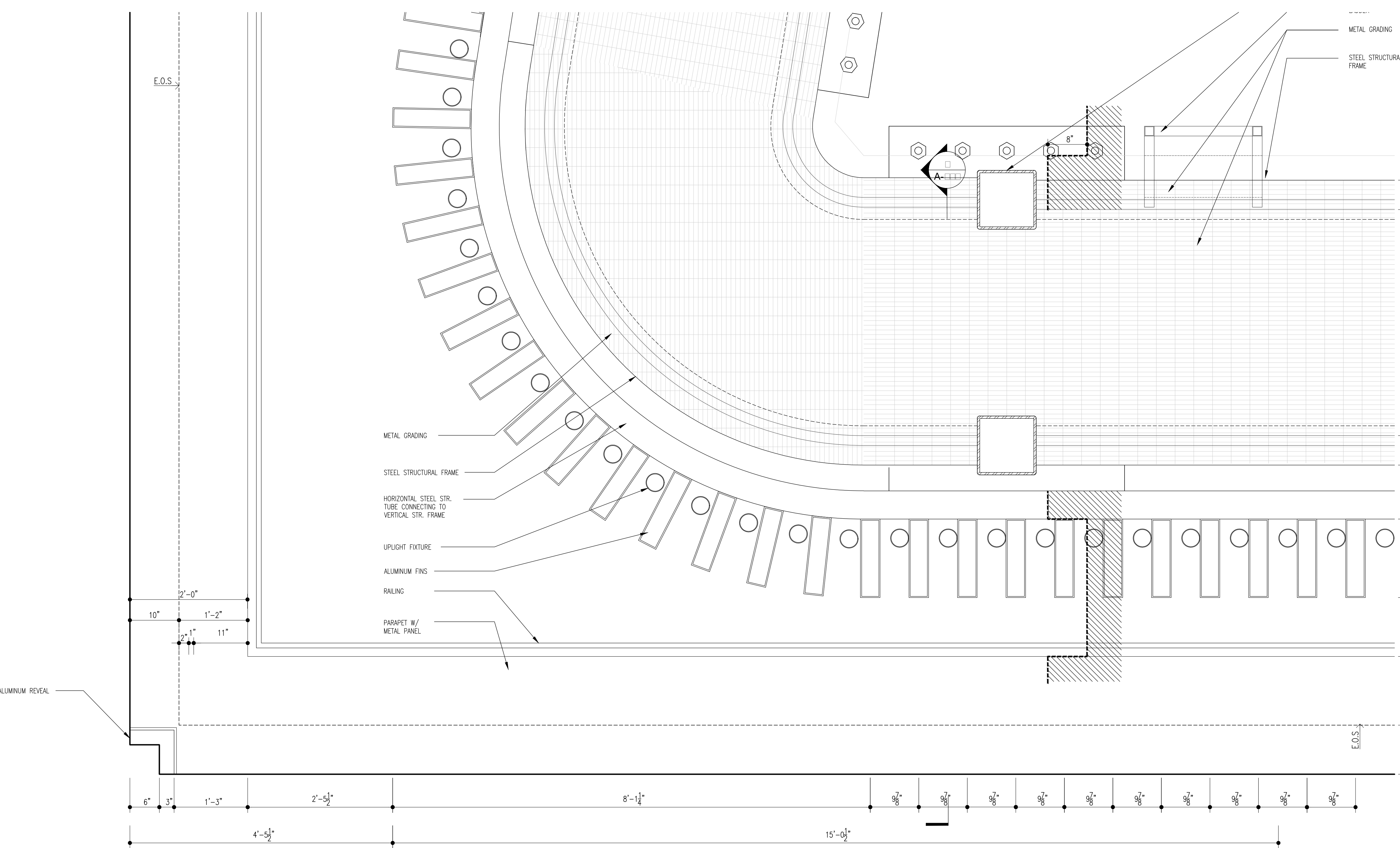
DOB STAMPS & SIGNATURES:

DWG TITLE: WALL TYPE F

|                   |                  |
|-------------------|------------------|
| SEAL & SIGNATURE: | DATE: 01/18/2017 |
|                   | PROJECT #: 15412 |
|                   | SCALE: AS NOTED  |
|                   | DWG NO: A-530.00 |



3 TYP. ELEVATION @ MECHANICAL FLOOR TYPICAL  
Scale: 1"=1'-0"



2 PLAN @ MAIN ROOF FLOOR  
Scale: 1"=1'-0"

1 WALL SECTION AT MAIN ROOF  
Scale: 1"=1'-0"

NOTES:

| Number     | Date                  | Revision |
|------------|-----------------------|----------|
| 09/08/2017 | ISSUED FOR DOB        |          |
| 03/01/2017 | ISSUED FOR DOB        |          |
| 02/04/2017 | ISSUED FOR DOB        |          |
| 01/07/2017 | SUPERSTRUCTURE SET    |          |
| 01/03/2017 | ISSUED FOR DOB        |          |
| 11/17/2016 | FACEWORK SET          |          |
| 10/10/2016 | 100% CONSTRUCTION SET |          |
| 10/12/2016 | ISSUED FOR DOB        |          |
| 04/08/2016 | FOUNDATION SET        |          |
| 02/05/2016 | DOB FILING SET        |          |

Project:  
**City View Tower at Court Square**  
23-15 44th Drive  
Long Island City, NY 11101

Client:  
**Cityview Tower LLC**  
112-15 NORTHERN BLVD, CF-2  
CORONA, NY 11368  
(718) 321-8552

Architect:  
**HILL | WEST**  
ARCHITECTS  
11 BROADWAY  
17TH FLOOR  
NEW YORK, NY 10004  
T. 212 213 8007

Consultant:  
**DESIMONE CONSULTING ENGINEERS**  
140 Broadway 25th Floor  
New York, NY, 10005  
(212) 532-2211

**Cosentini Associates**  
Two Pennsylvania Plaza, 3rd FL.  
New York, NY 10121  
(212) 615-3600

**Whitehall**  
11 Broadway, 17th Floor  
New York, NY 10004  
(212) 908-4940

DOB STAMPS & SIGNATURES:

DWG TITLE:  
WALL TYPE G

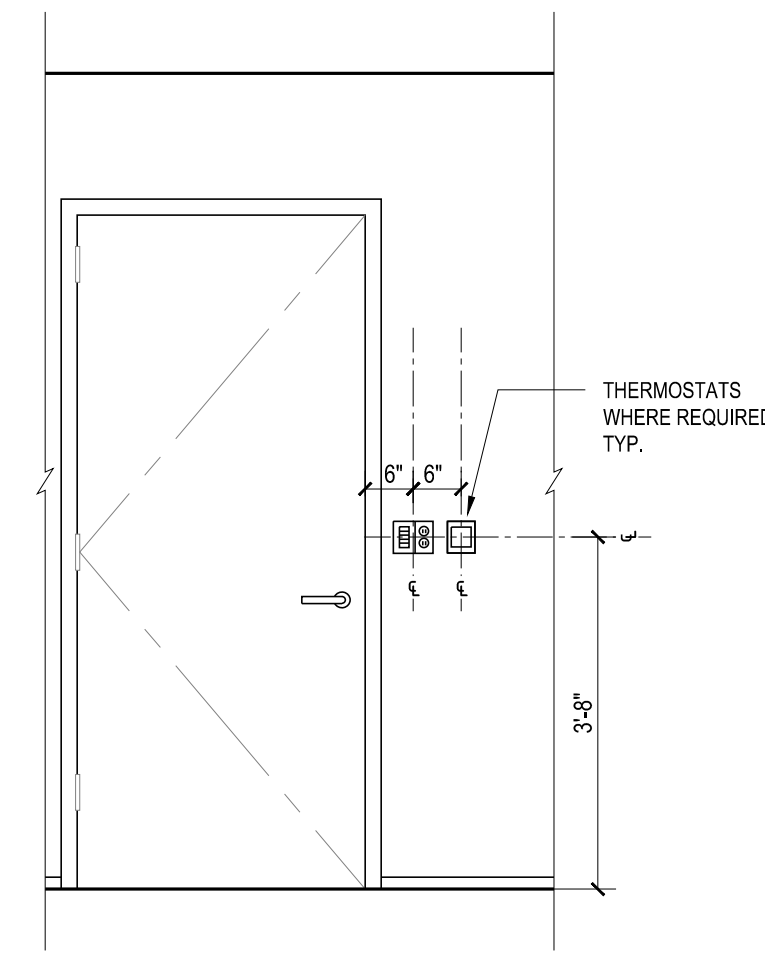
|                        |                     |
|------------------------|---------------------|
| SEAL & SIGNATURE:<br>  | DATE:<br>01/18/2017 |
| PROJECT #:<br>A-531.00 | SCALE:<br>AS NOTED  |
| DWG NO.<br>049 OF 58   |                     |

**BATHROOM NOTES:**

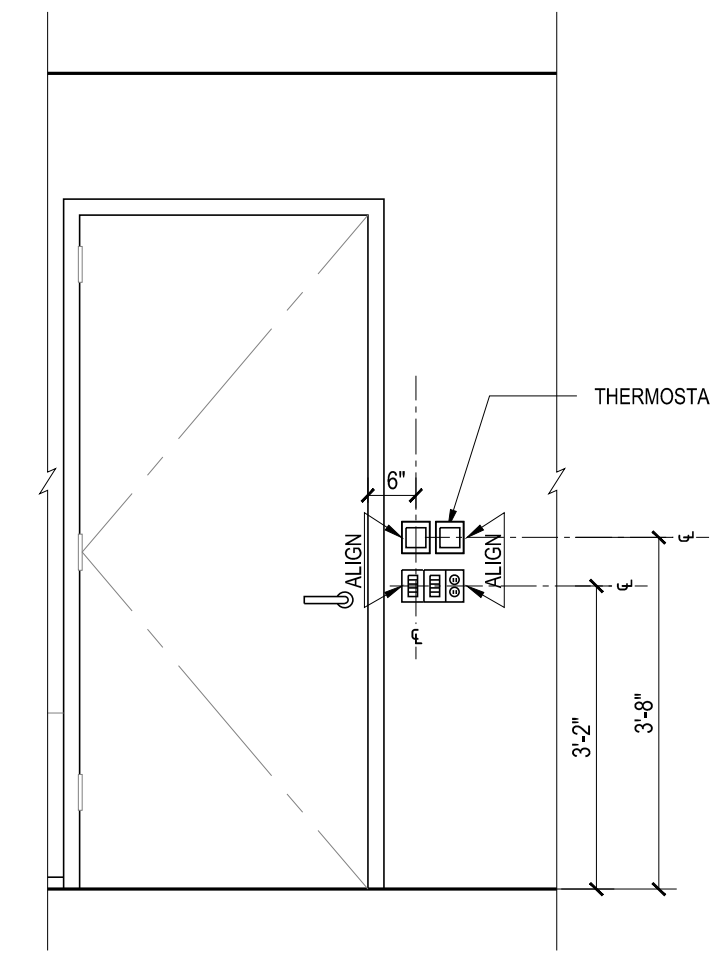
- NOTES AND DETAILS TYPICAL FOR ALL POWER ROOMS, SECONDARY BATHROOMS, AND MASTER BATHROOMS, U.O.N.
- REFER AOR PLAN TYPES FOR ORIENTATION OF BATHROOMS, TYP.
- REFER ID SCHEMES DRAWINGS FOR ADDITIONAL INFORMATION.
- REFER MEP DRAWINGS FOR ADDITIONAL INFORMATION, TYP.
- REFER AOR REFLECTED CEILING PLANS FOR ADDITIONAL INFORMATION.
- ALL GLASS ENCLOSED SHOWERS TO BE TEMPERED.
- ALL MARBLE EDGES TO BE POLISHED SMOOTH.
- ALL BASE AND WALL TILE JOINTS TO ALIGN WITH FLOOR TILE JOINTS.
- PROVIDE BLOCK/GROUNDS SUPPORT IN PARTITIONS TO SUPPORT MEDICINE CABINETS & ACCESSORIES AS REQUIRED.
- ALLOW FOR HANDICAPPED ADAPTABILITY AT ALL VANITY CABINETS AS REQUIRED BY CODE.
- CAULK SEAL AT ALL STONE TILE WHERE IT ADJOINS A DIFFERENT MATERIAL, TYPICAL AT ALL BATHROOMS AND POWDER ROOMS.
- EXAMPLE OF LOCATIONS TO INCLUDE:
  - TUB TO TILE
  - VANITY TOP TO TILE
  - TOILET TO TILE
  - DOOR BUICK TO TILE
  - OWB (WALL) TO TILE
- PROVIDE FULL HEIGHT WOOD BLOCKING AT HINGE SIDE OF ALL SHOWER DOORS, TYP.
- REFER AOR ACCESSIBILITY SHEET FOR ADDITIONAL ACCESSIBILITY REQUIREMENTS AND INFORMATION.
- FLOOR PLAN, RCP & ELEVATION DIMENSIONS ARE TAKEN FROM FINISHED FACE OF WALL EXCEPT WHERE NOTED.
- ALL HORIZONTAL WALL GROUT JOINTS TO ALIGN ON ALL ADJACENT BATHROOM ELEVATIONS.
- ALL PLUMBING DEVICES ARE TO BE LOCATED AS NOTED ON THIS DRAWING. REFER TO DETAIL DRAWINGS FOR ADDITIONAL INFORMATION.

**NOTES:**

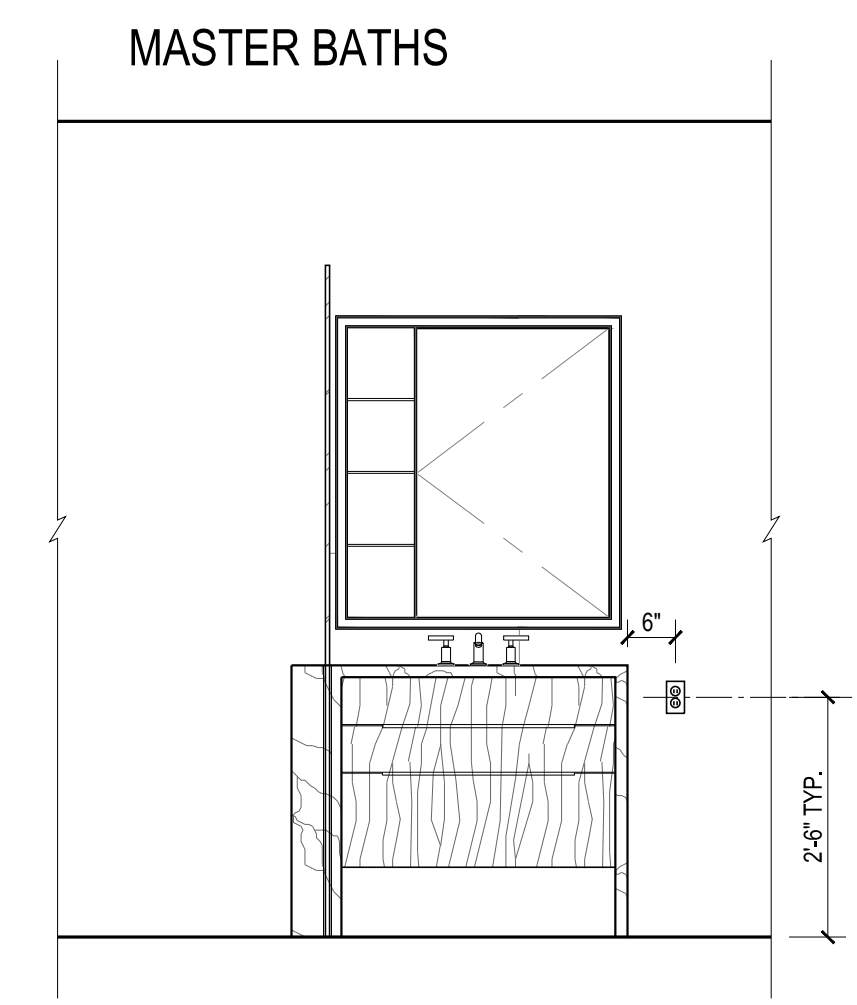
- NOTES:  
 1. SUBMIT SHOP DRAWINGS AND MOCK-UPS FOR INTERIOR DESIGNER & OWNER APPROVAL PRIOR TO FABRICATION.



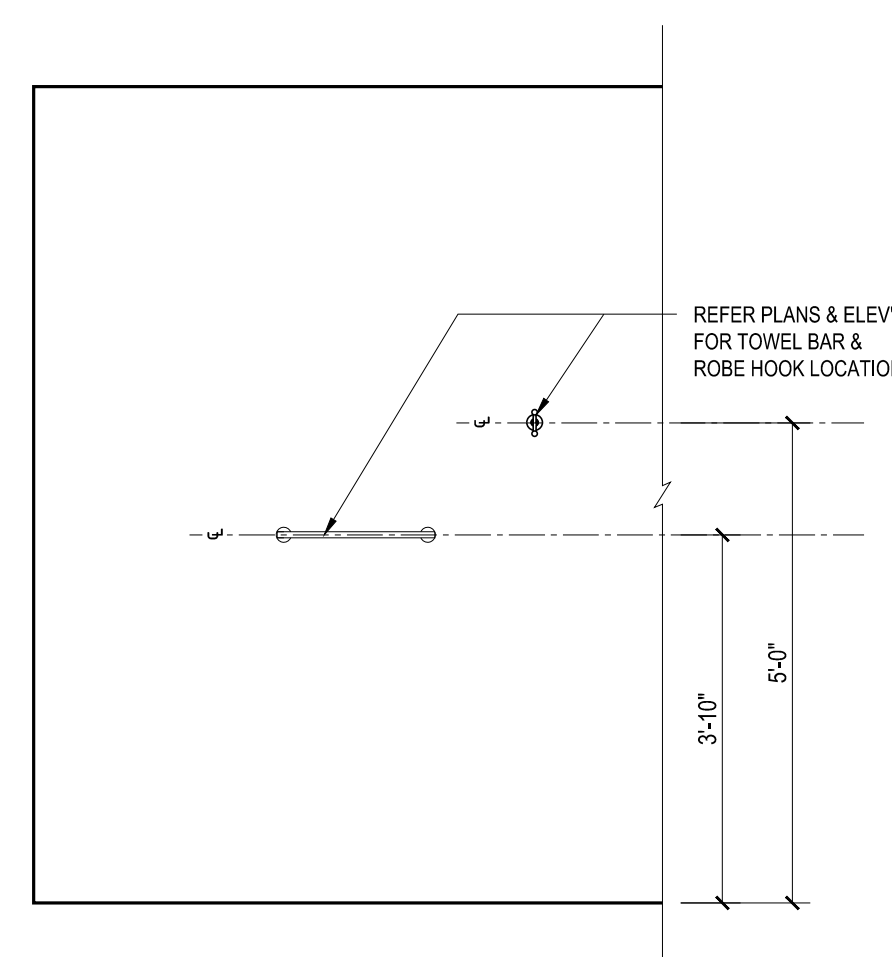
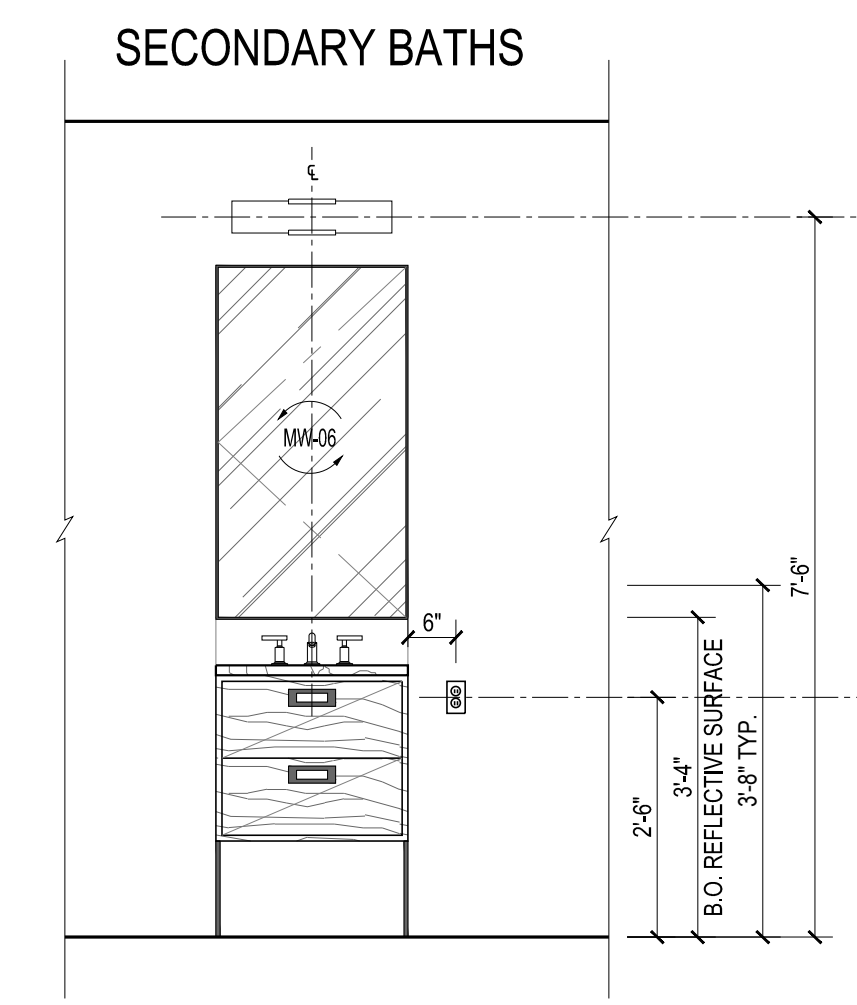
**7 Typical Outlet & Switch Locations**  
 Scale: 1/2"=1'



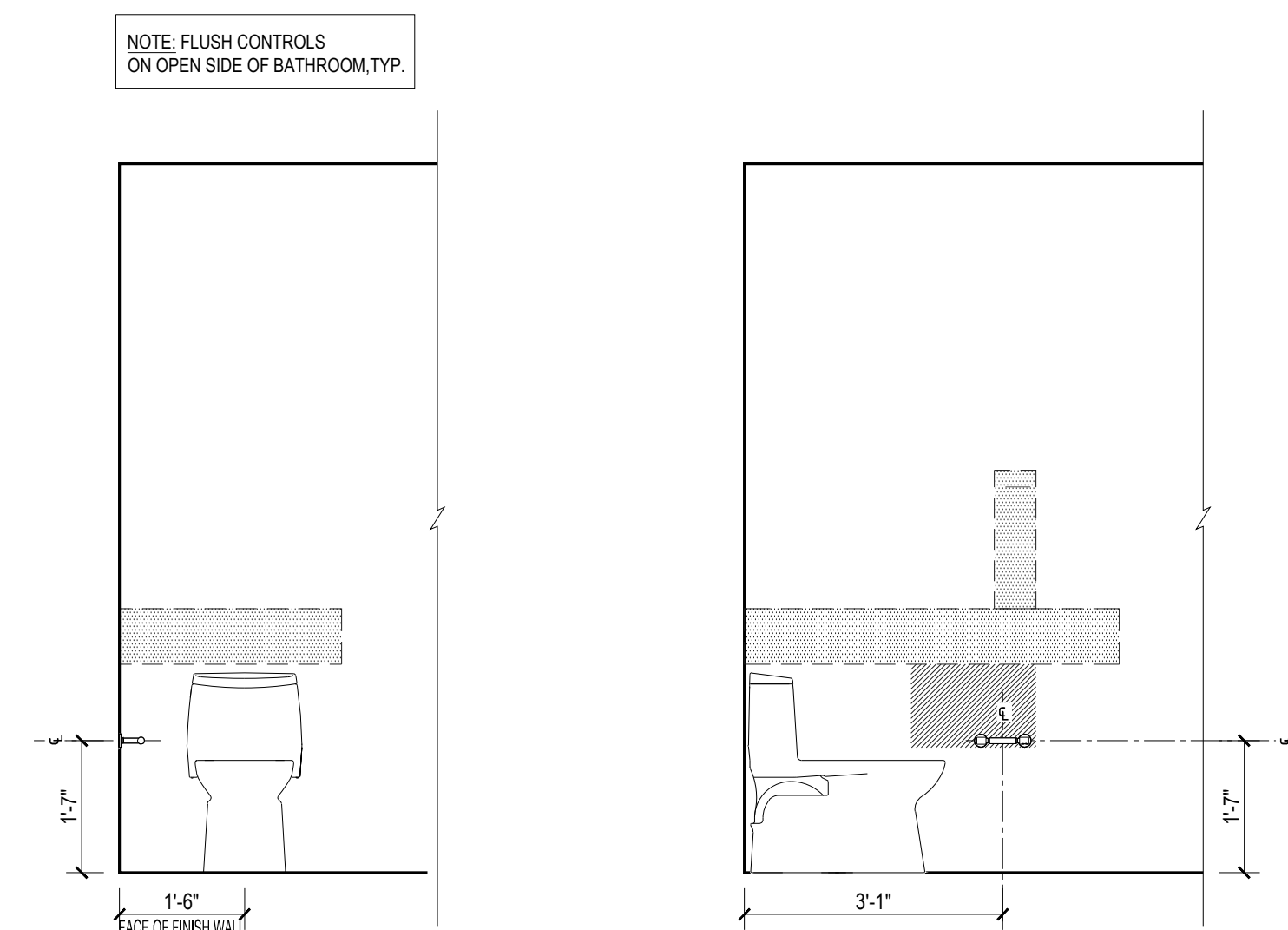
**6 Alternate Outlet & Switch Locations**  
 Scale: 1/2"=1'



**5 GFCI Outlet Locations**  
 Scale: 1/2"=1'

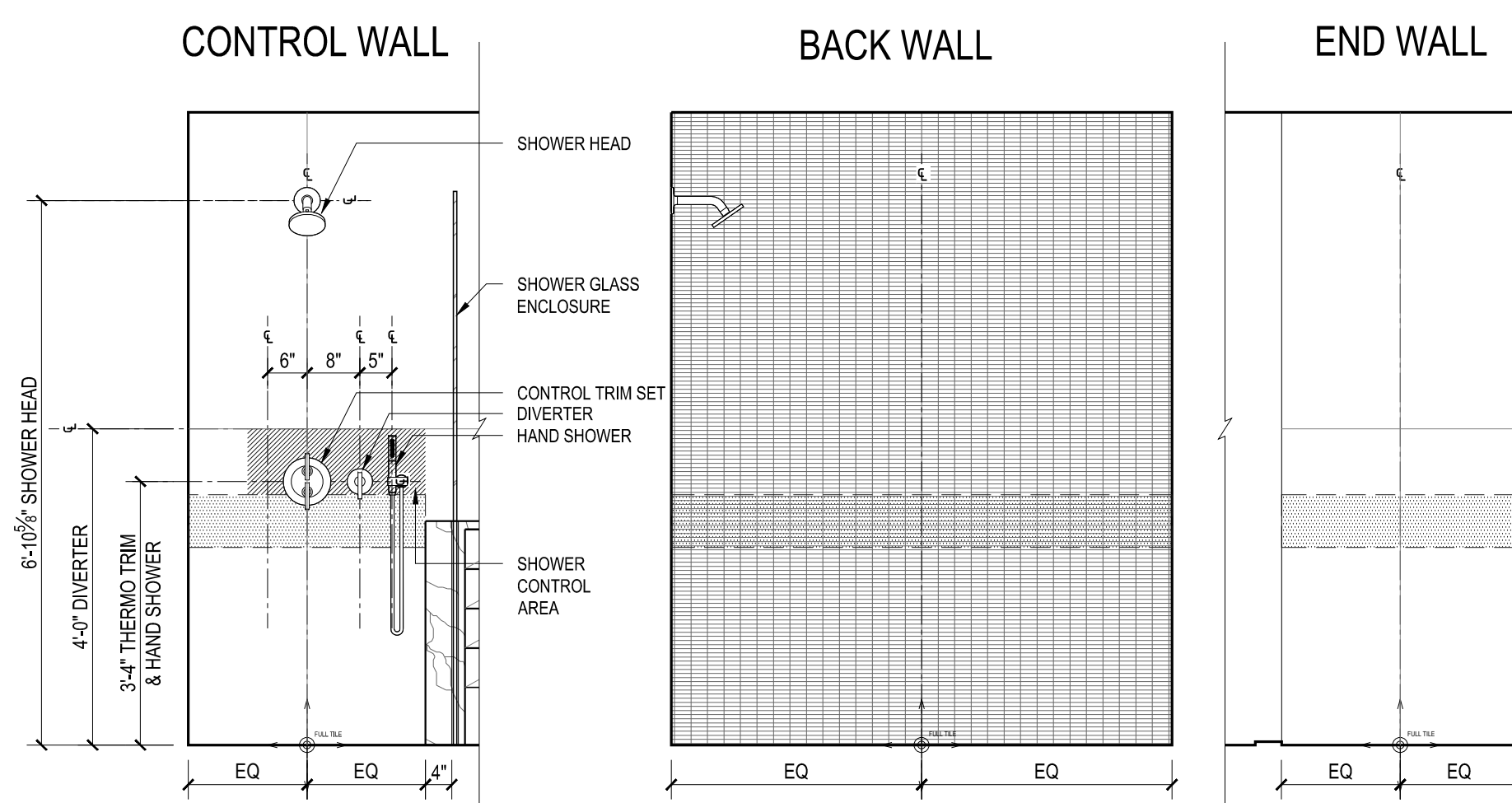


**4 Accessories Locations**  
 Scale: 1/2"=1'



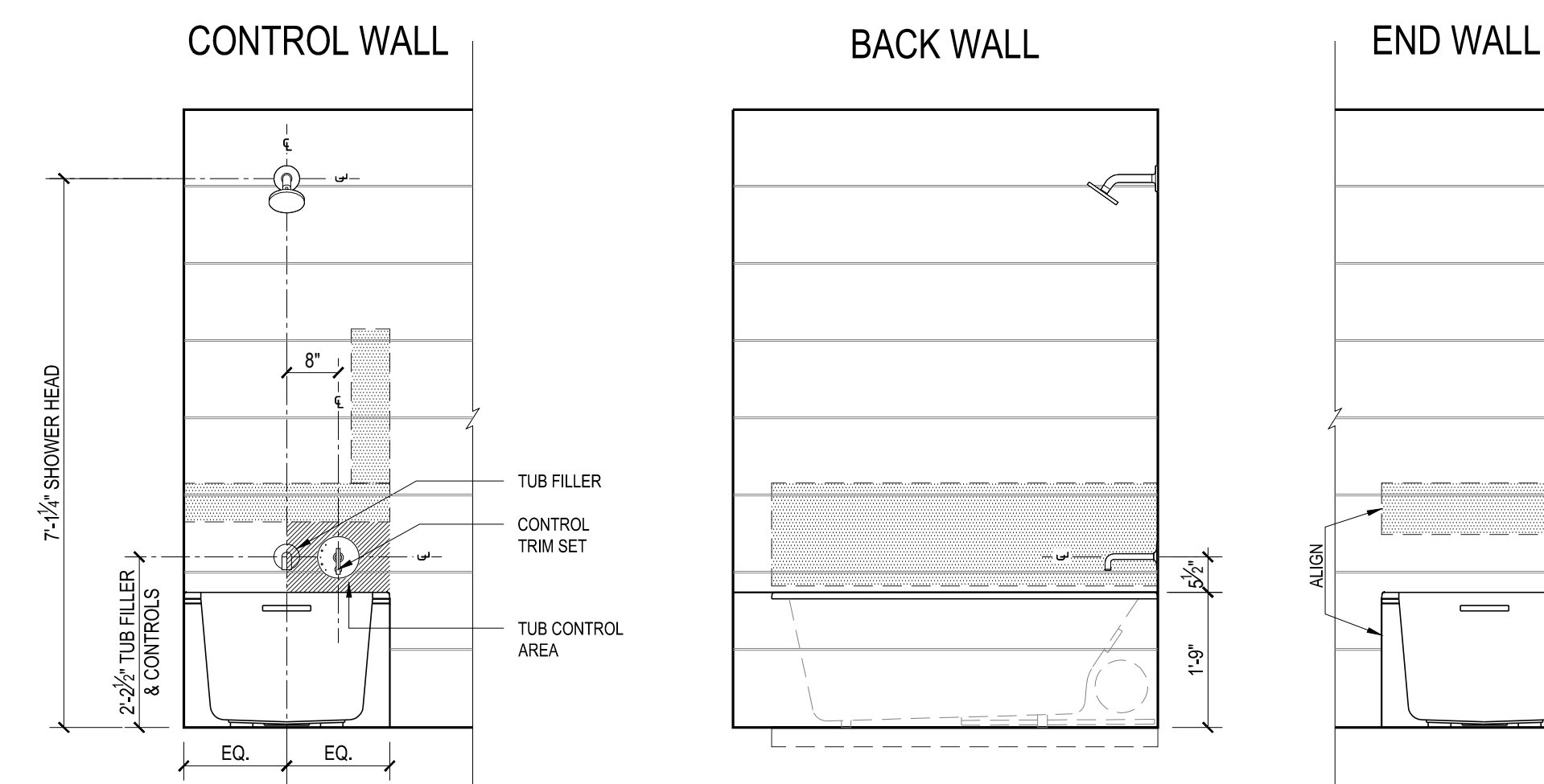
**3 Reinforced Areas & Requirements @ WC**  
 Scale: 1/2"=1'

**ACCESSIBLE MASTER BATHROOM**

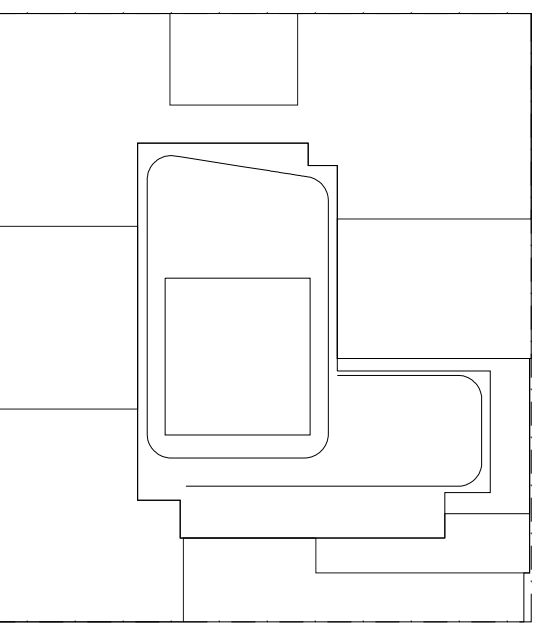


**2 Reinforced Areas & Control Locations @ Showers**  
 Scale: 1/2"=1'

**ACCESSIBLE SECONDARY BATHROOM**



**1 Reinforced Areas & Control Locations @ Tubs**  
 Scale: 1/2"=1'



NOT FOR CONSTRUCTION

|            |                        |
|------------|------------------------|
| 09/08/2017 | ISSUED FOR DOB         |
| 09/08/2017 | ISSUED FOR DOB         |
| 02/04/2017 | ISSUED FOR DOB         |
| 01/07/2017 | SUBSTRUCTURE SET       |
| 01/03/2017 | ISSUED FOR DOB         |
| 11/17/2016 | FACEWORK SET           |
| 11/01/2016 | 100% DOB SUBMITTAL SET |
| 10/12/2016 | ISSUED FOR DOB         |
| 02/05/2016 | DOB FILING SET         |

Project:  
**City View Tower at Court Square**  
 23-15 44th Drive  
 Long Island City, NY 11101

Client:  
**Cityview Tower LLC**  
 112-15 NORTHERN BLVD, CF-2  
 CORONA, NY 11368  
 (718) 321-8652

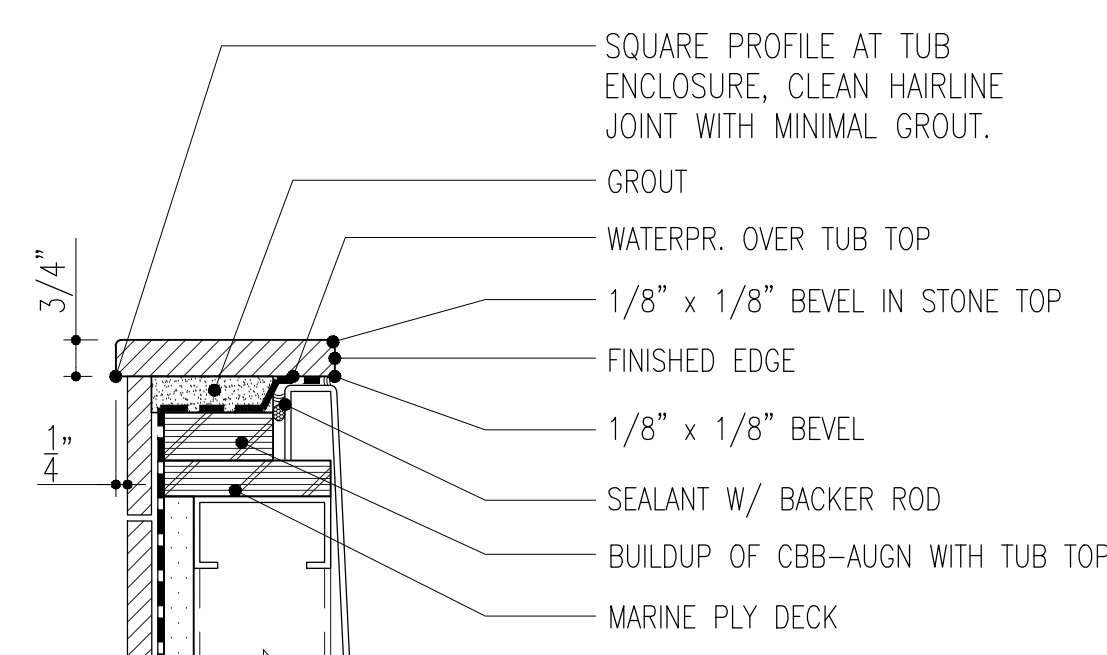
Architect:  
**HILL | WEST**  
 ARCHITECTS  
 11 BROADWAY  
 17TH FLOOR  
 NEW YORK, NY 10004  
 T. 212 213 8007

Consultant:  
**DESIMONE CONSULTING ENGINEERS**  
 140 Broadway 25th Floor  
 New York, NY, 10005  
 (212) 532-2211  
**Cosentini Associates**  
 Two Pennsylvania Plaza, 3rd FL.  
 New York, NY 10121  
 (212) 615-3600  
**Whitehall**  
 11 Broadway, 17th Floor  
 New York, NY 10004  
 (212) 908-4940

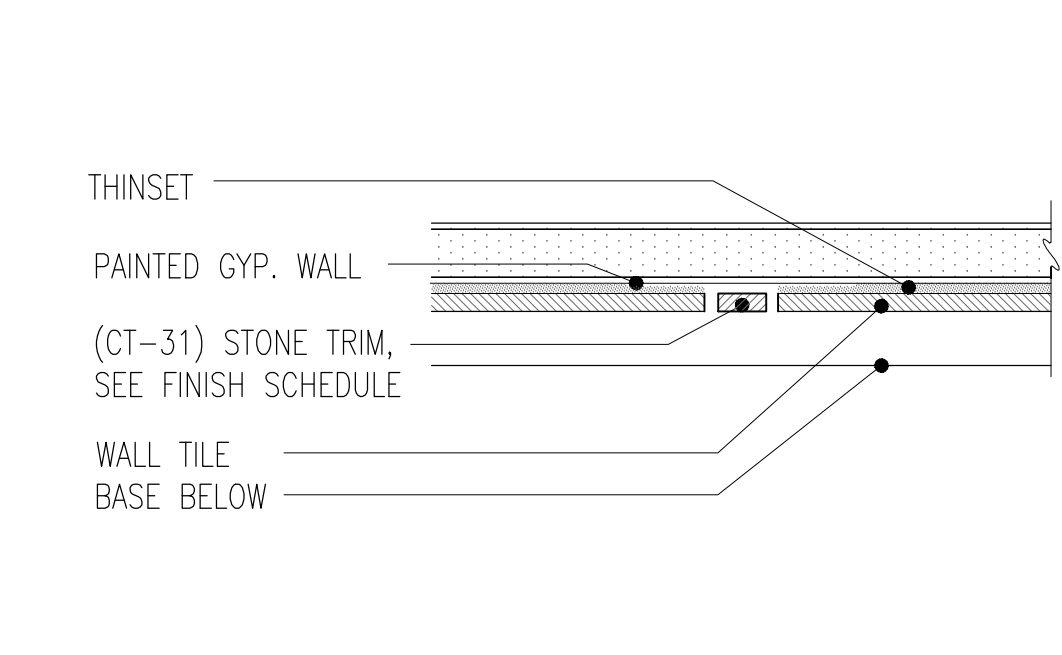
DOB STAMPS & SIGNATURES:

DWG TITLE:  
 BATHROOM DETAILS

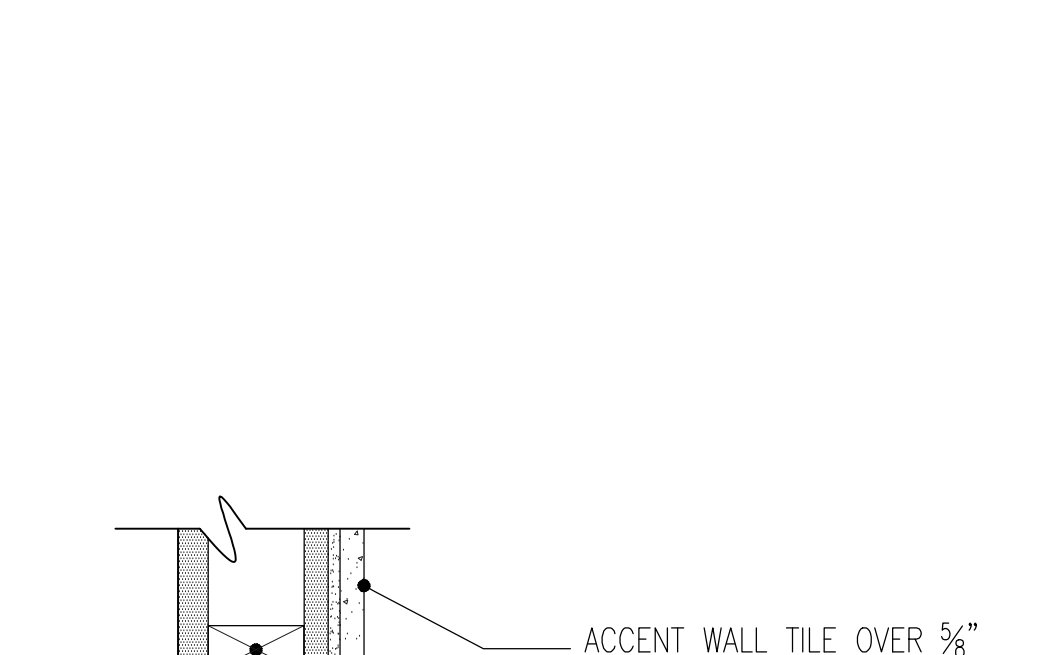
SEAL & SIGNATURE: [Stamp] DATE: 01/18/2017  
 PROJECT #: 15A12  
 SCALE: AS NOTED  
**A-600.00**  
 DWG NO.



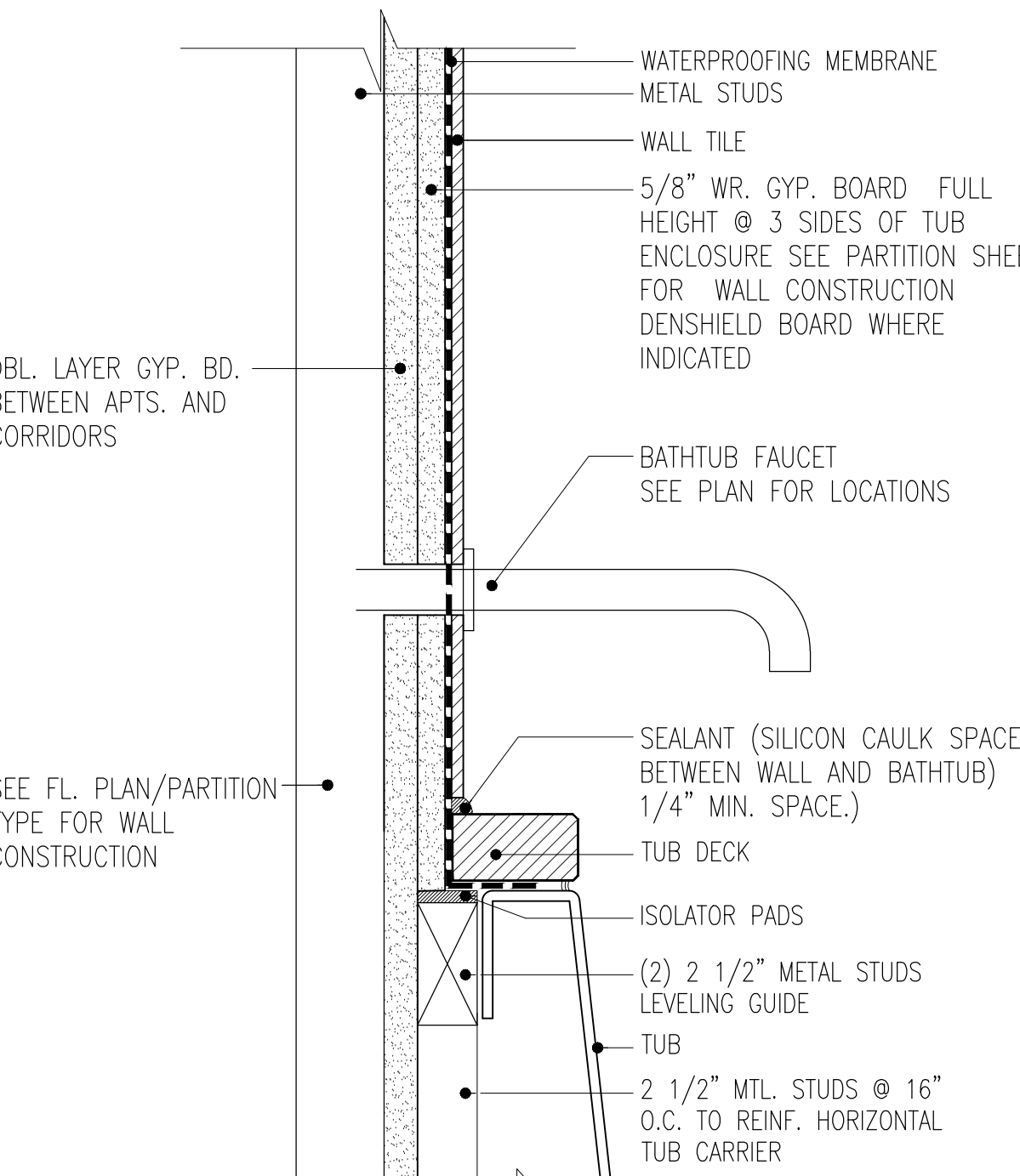
**26 Detail @ Tub Opening**  
Scale: 3"=1'-0"



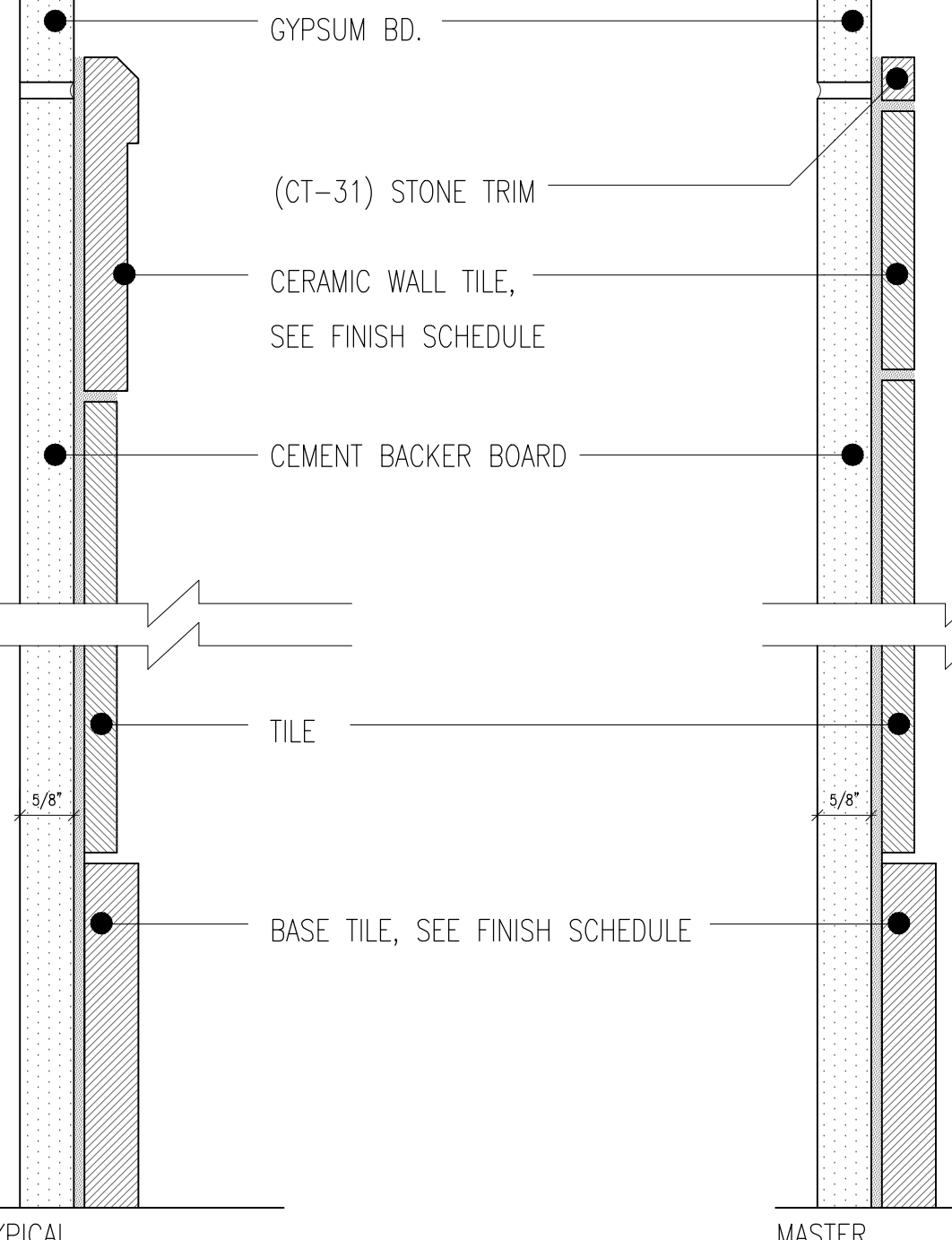
**26 Detail @ Master Bath Accent Tile**  
Scale: 6"=1'-0"



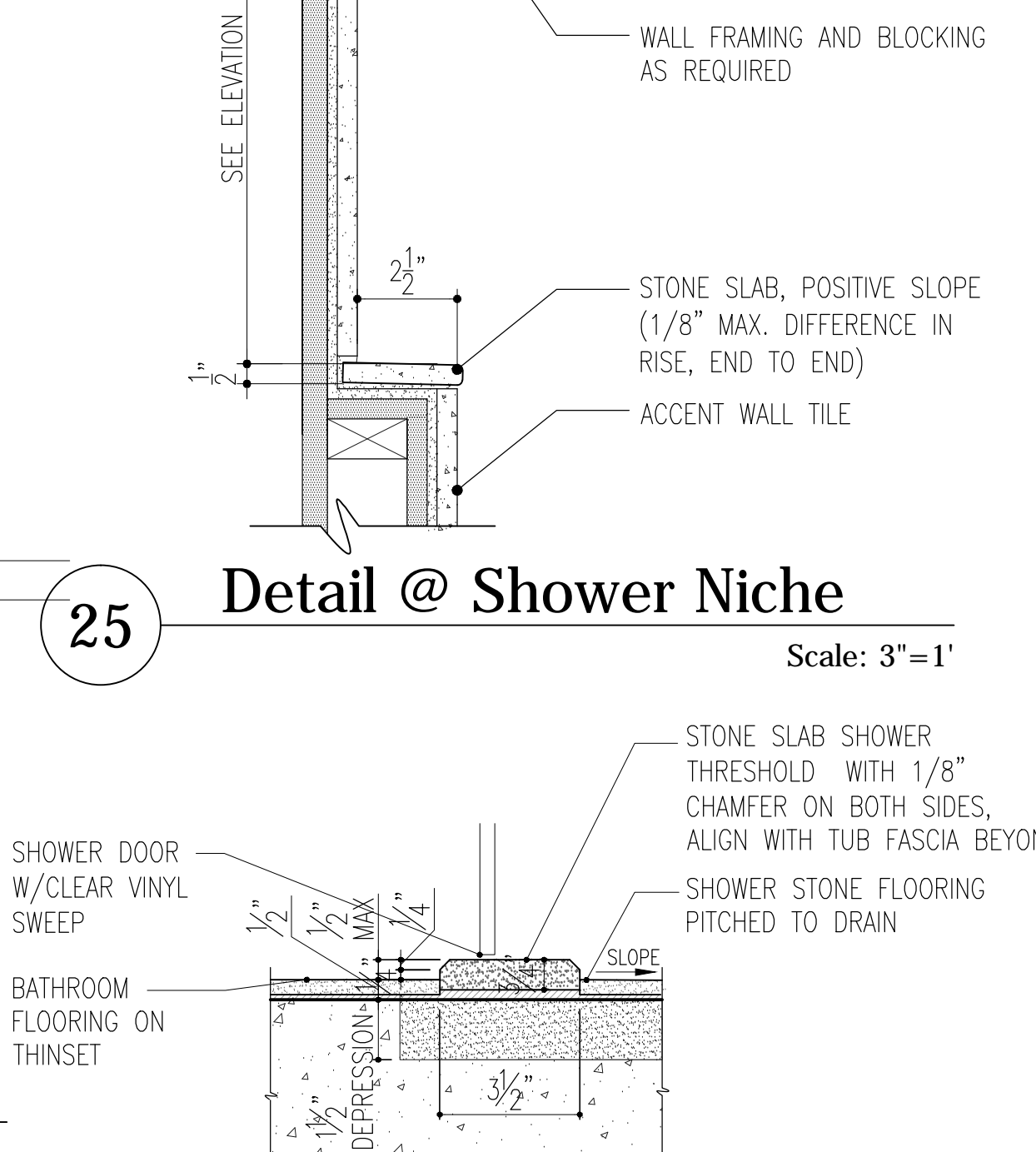
**25 Detail @ Shower Niche**  
Scale: 3"=1'-0"



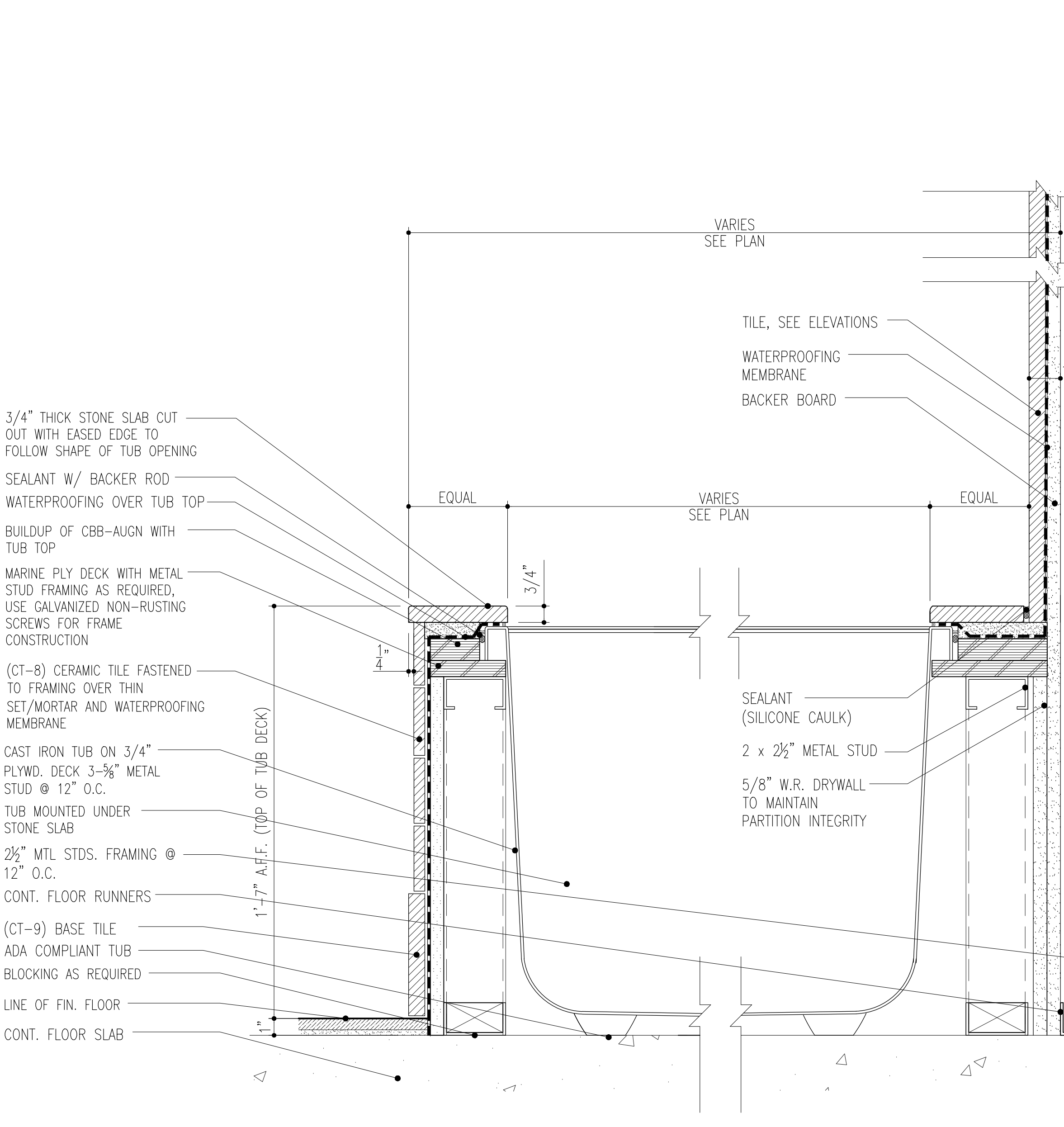
**24 Tub Dtl @ Demising Wall**  
Scale: 3"=1'-0"



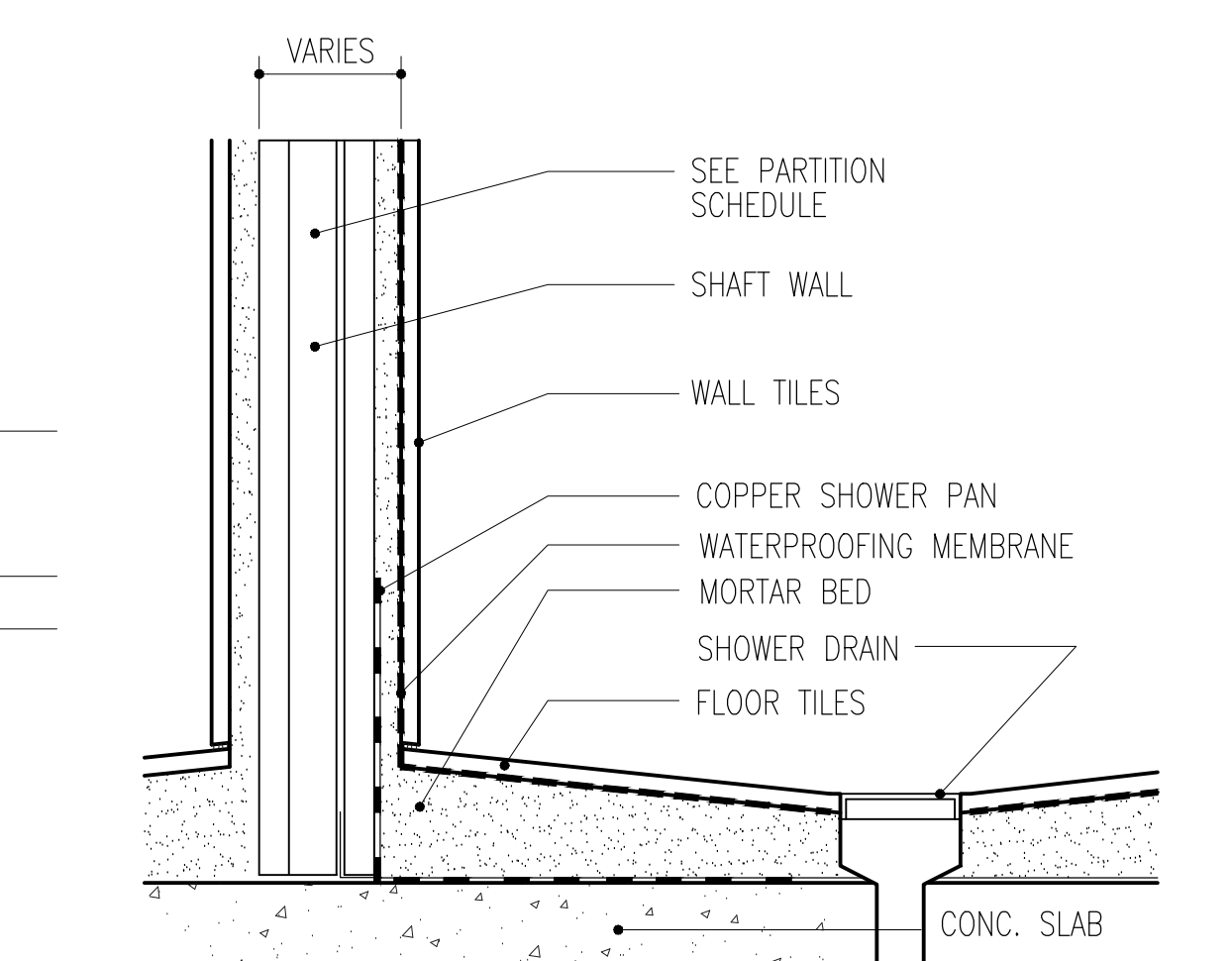
**23 Detail @ Wall Trim**  
Scale: 3"=1'-0"



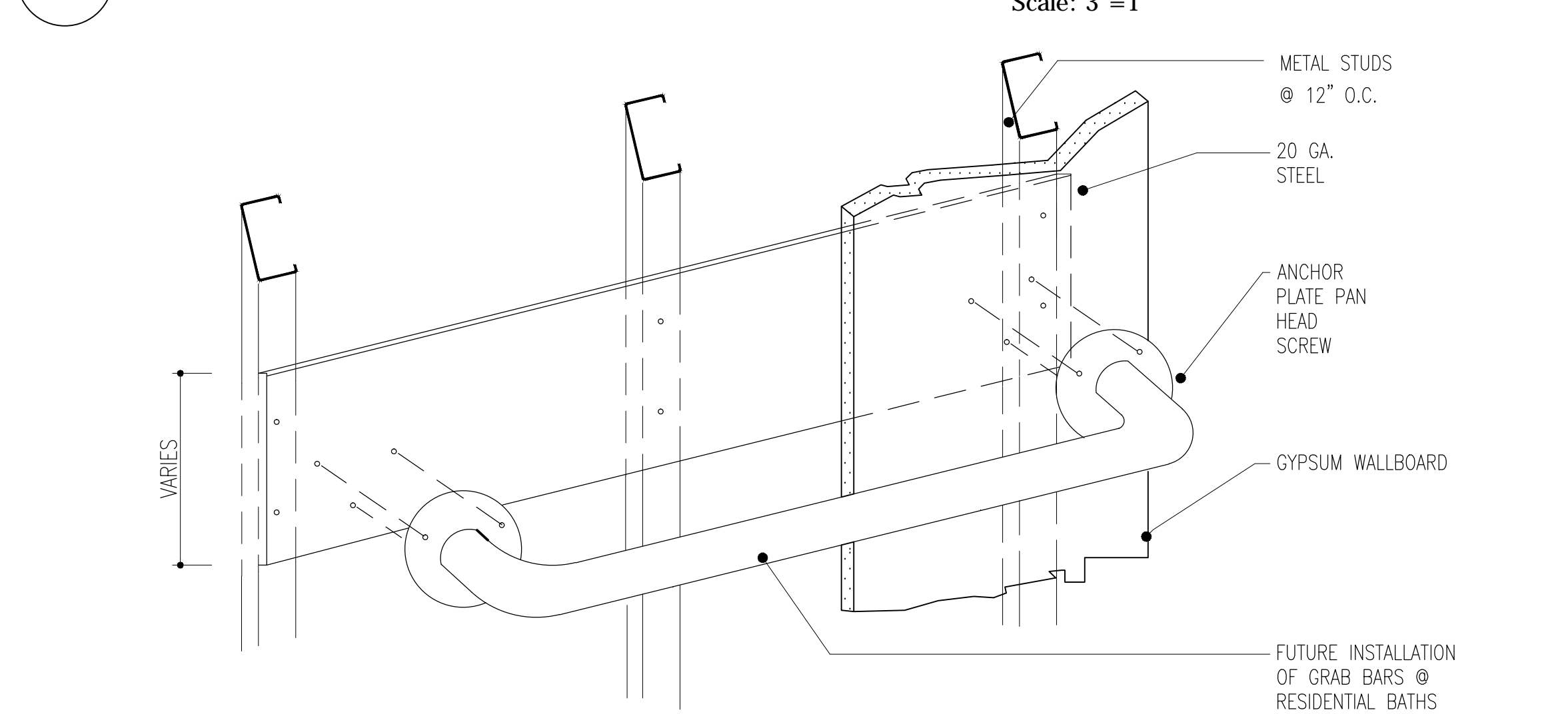
**22 Detail @ Shower Threshold**  
Scale: 3"=1'-0"



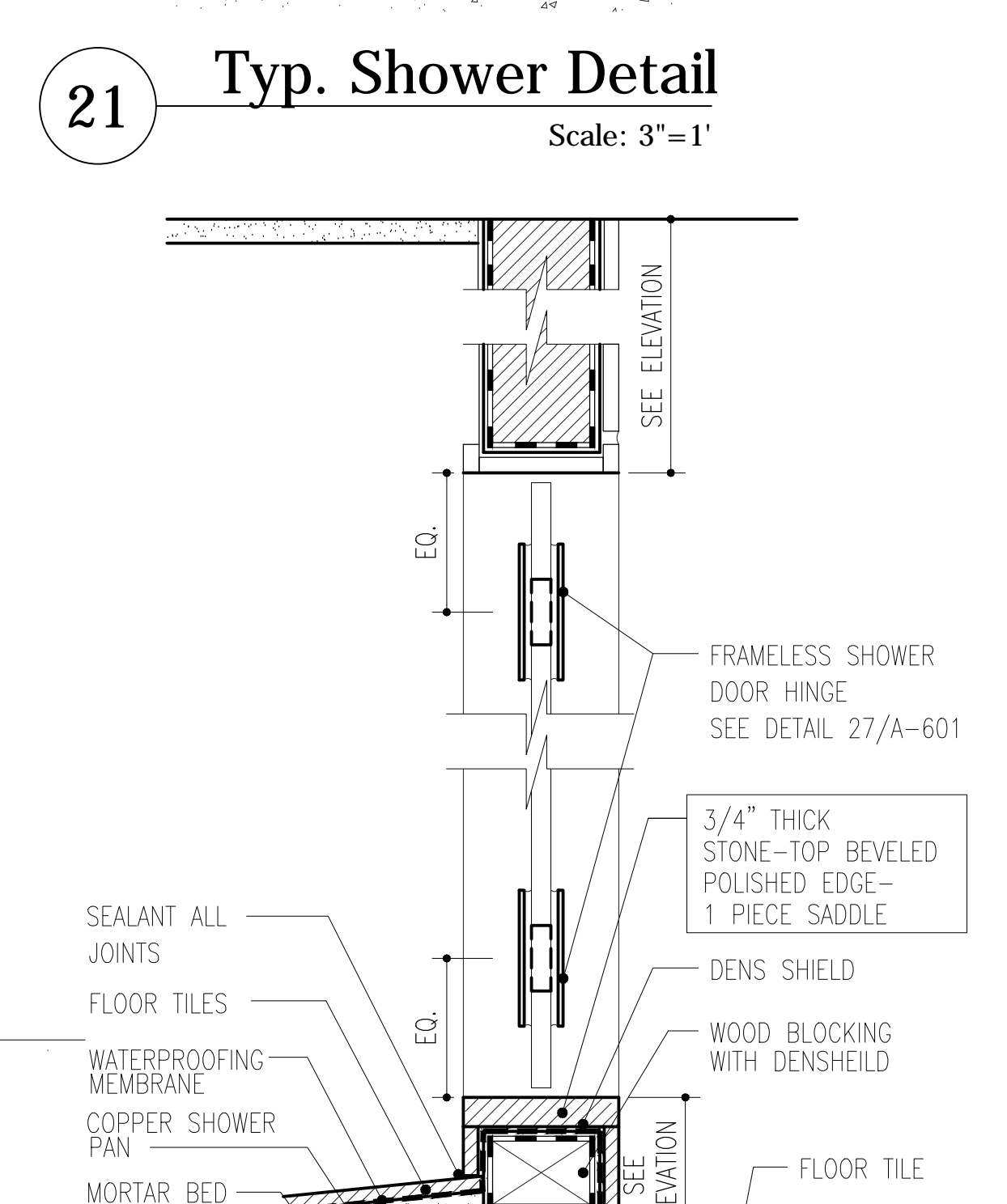
**20 Undermount Detail @ Bathtub & Tile Fascia**  
Scale: 3"=1'-0"



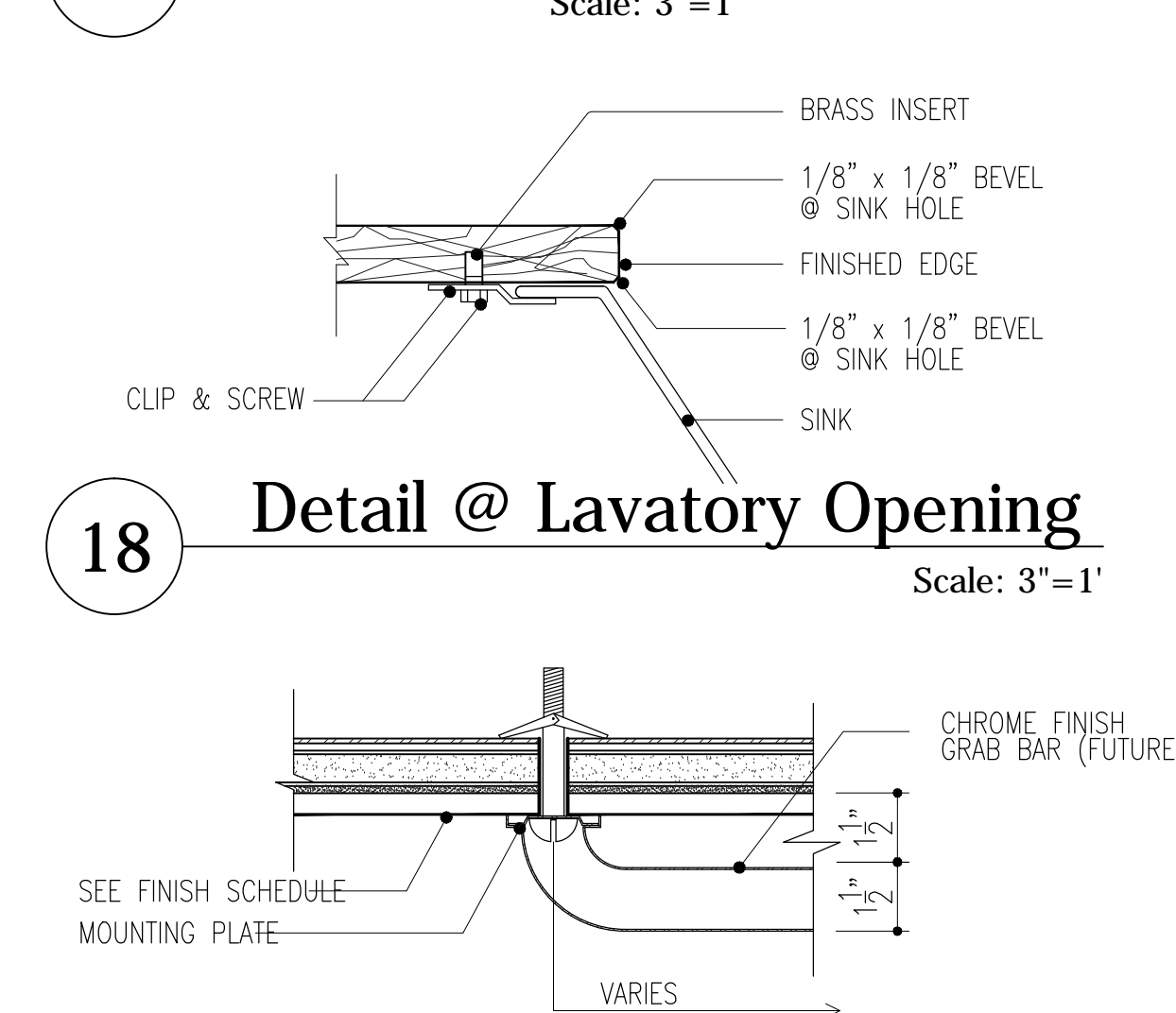
**21 Typ. Shower Detail**  
Scale: 3"=1'-0"



**17 Grab Bar Installation Detail**  
Scale: 3"=1'-0"

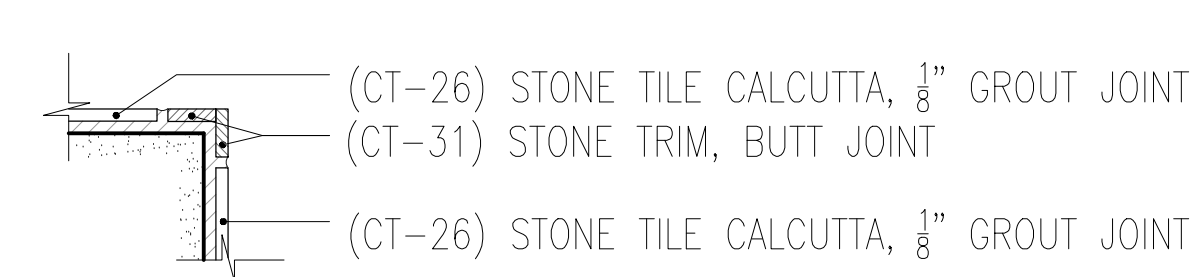


**19 Curb @ Shower**  
Scale: 3"=1'-0"

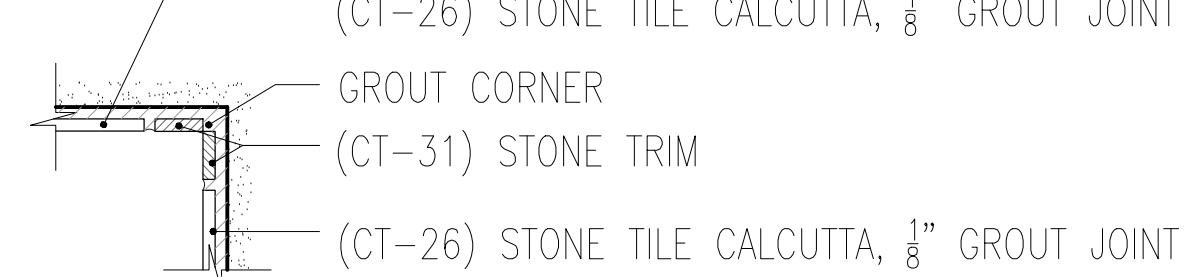


**18 Detail @ Lavatory Opening**  
Scale: 3"=1'-0"

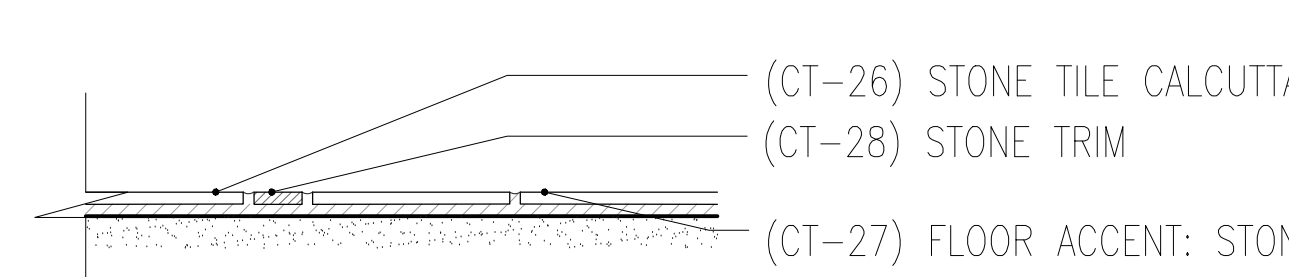
**17 Grab Bar Installation Detail**  
Scale: 3"=1'-0"



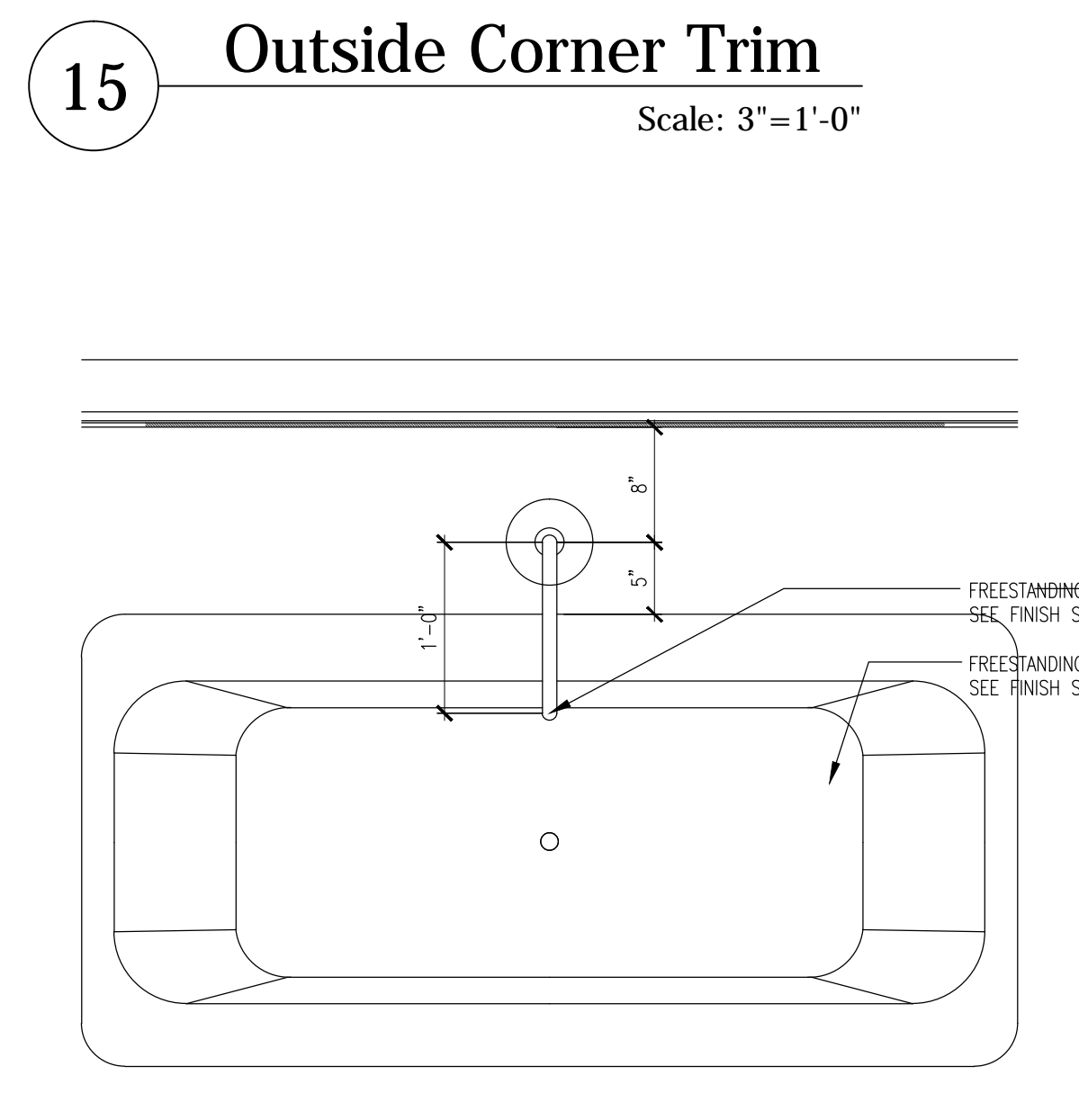
**15 Outside Corner Trim**  
Scale: 3"=1'-0"



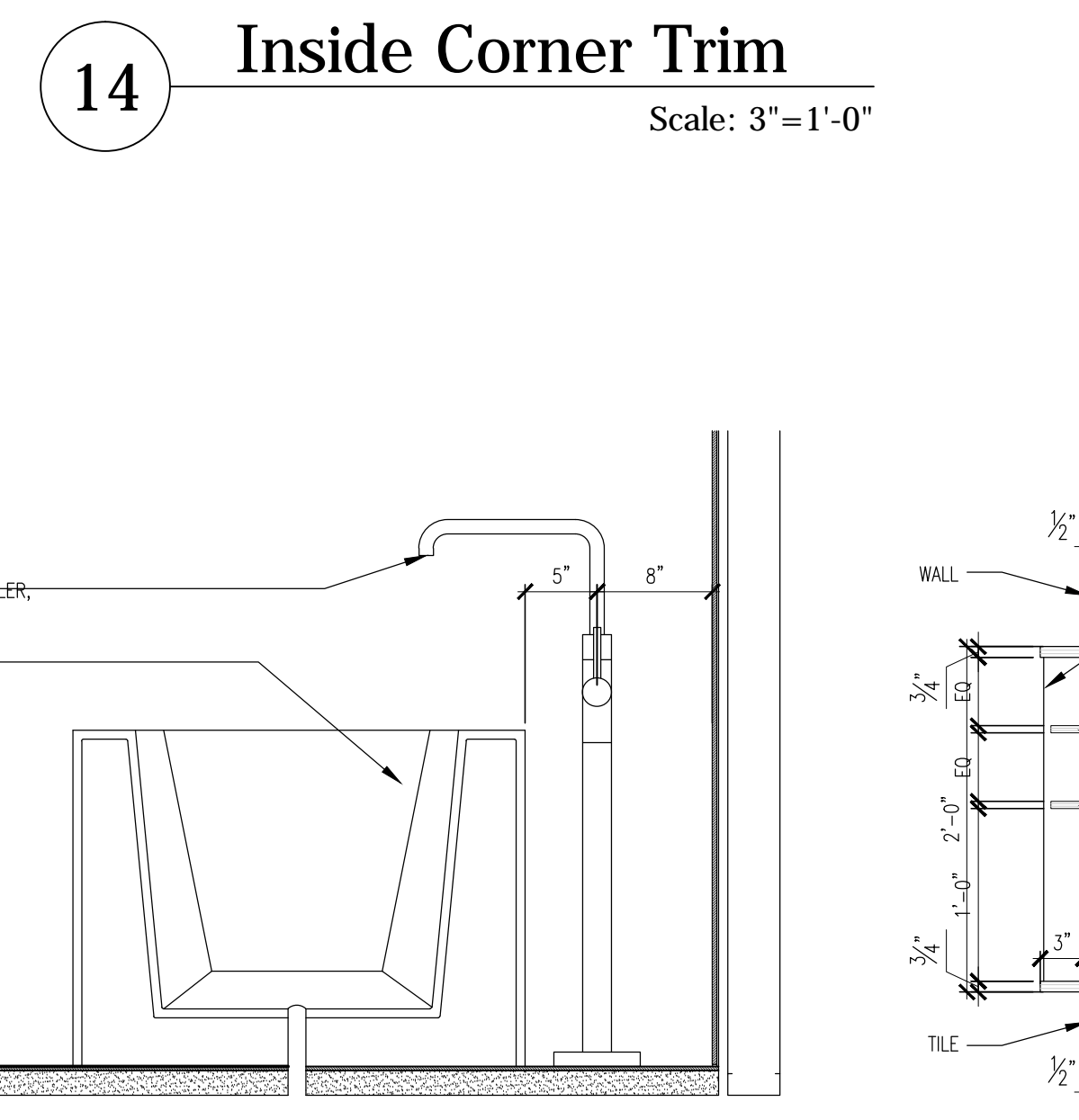
**14 Inside Corner Trim**  
Scale: 3"=1'-0"



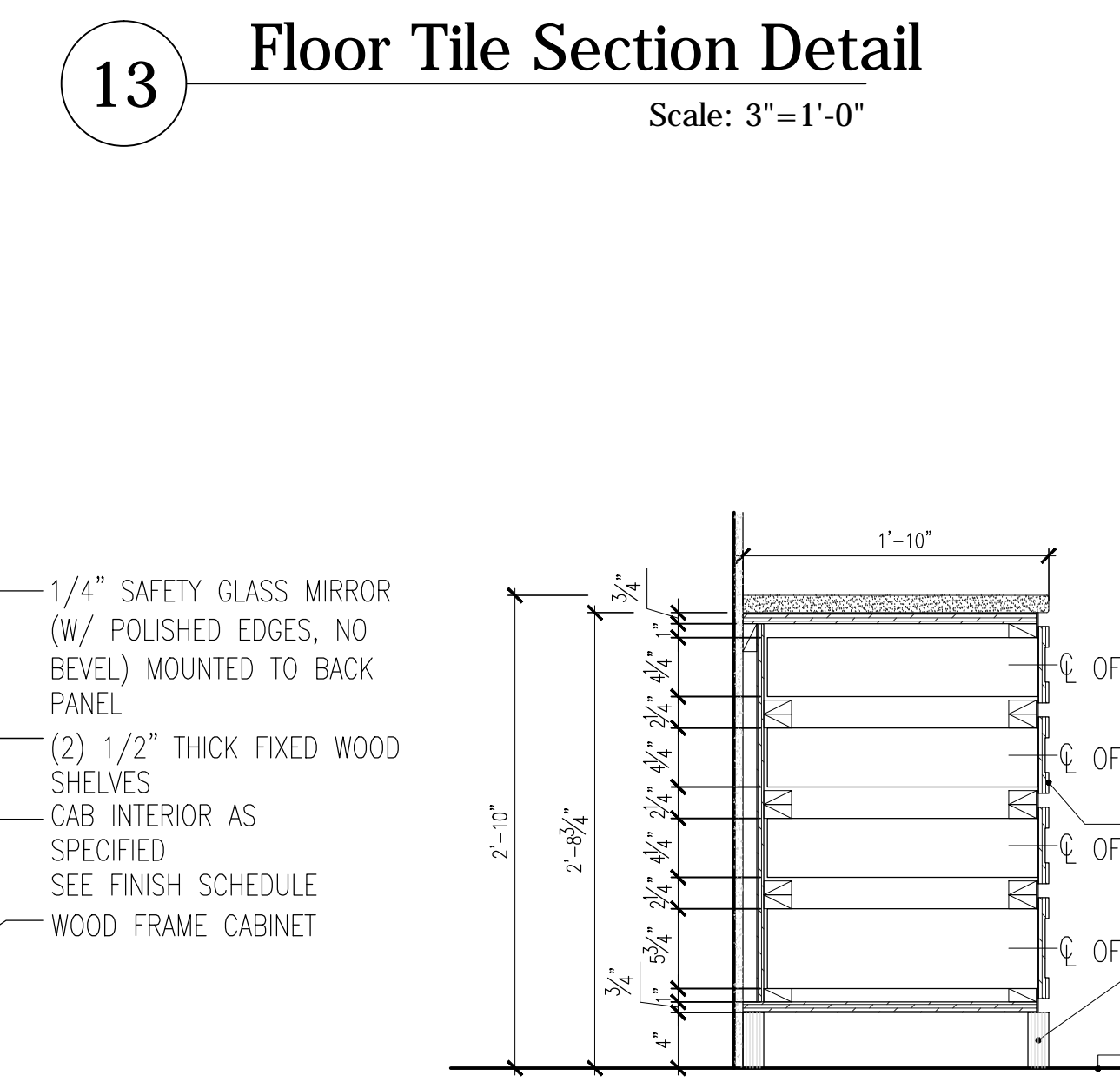
**13 Floor Tile Section Detail**  
Scale: 3"=1'-0"




**12 Freestanding Tub Plan**  
Scale: 1"=1'-0"



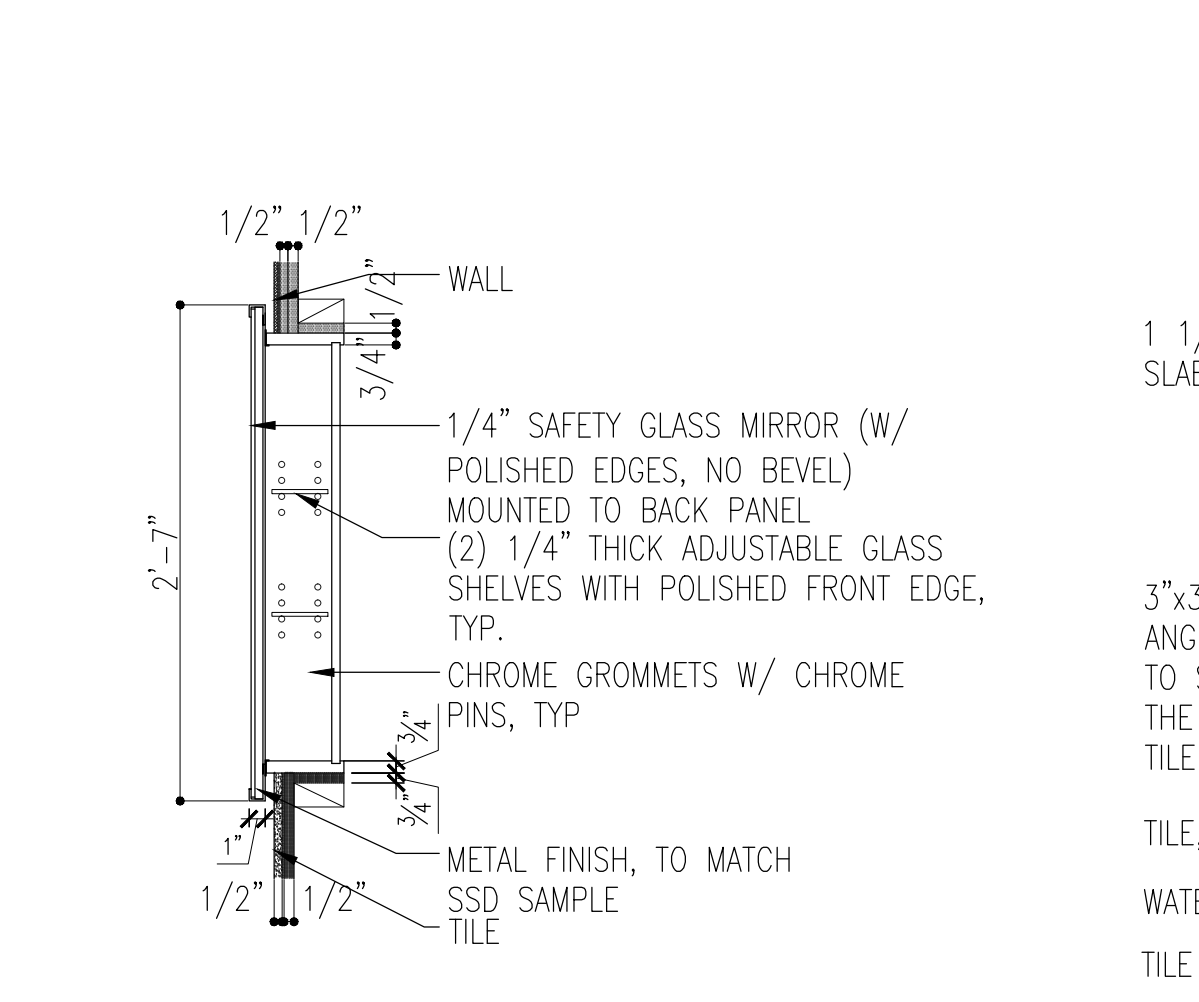
**11 Freestanding Tub Section**  
Scale: 1"=1'-0"



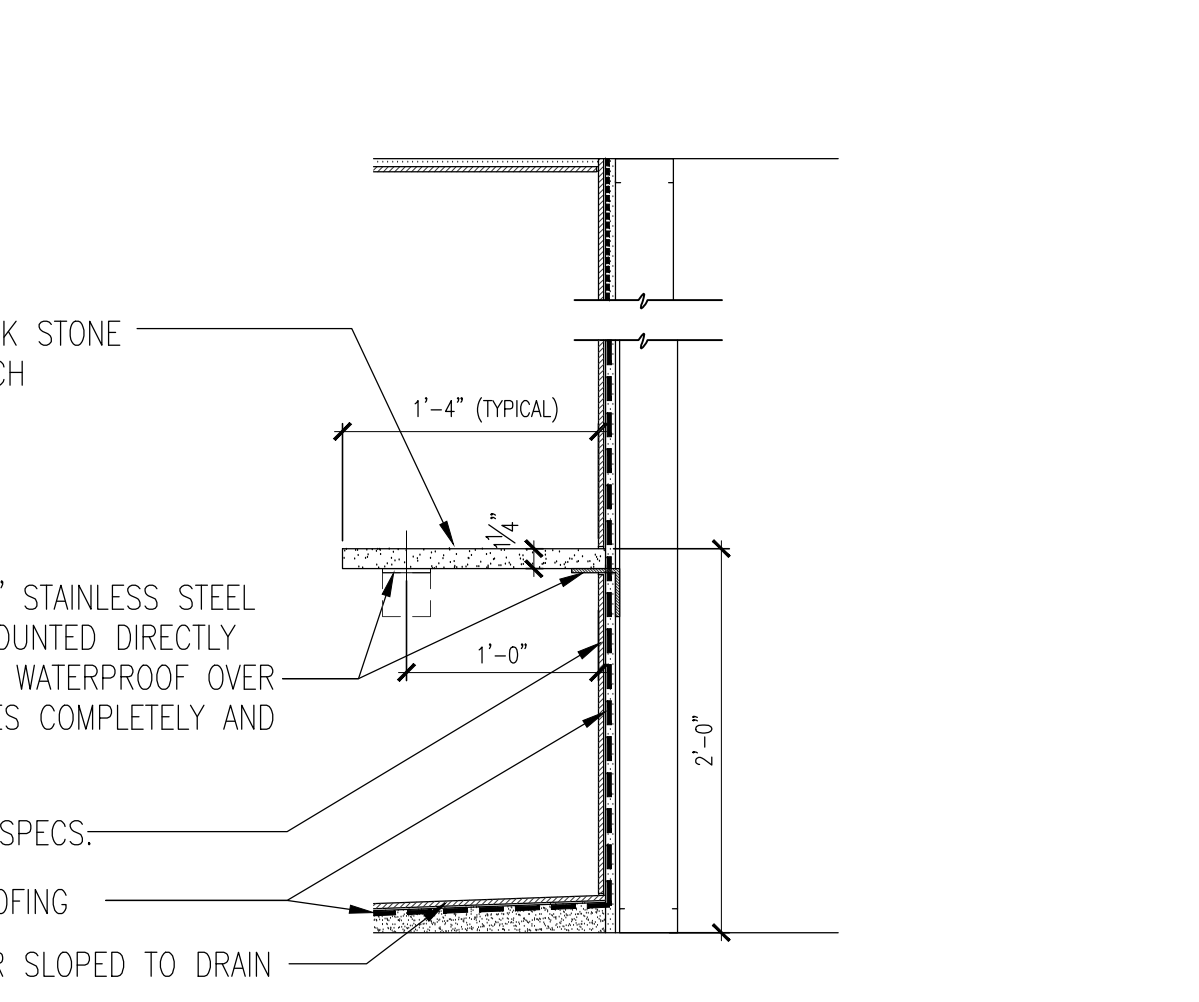
**10 Powder Medicine Cabinet**  
Scale: 1"=1'-0"



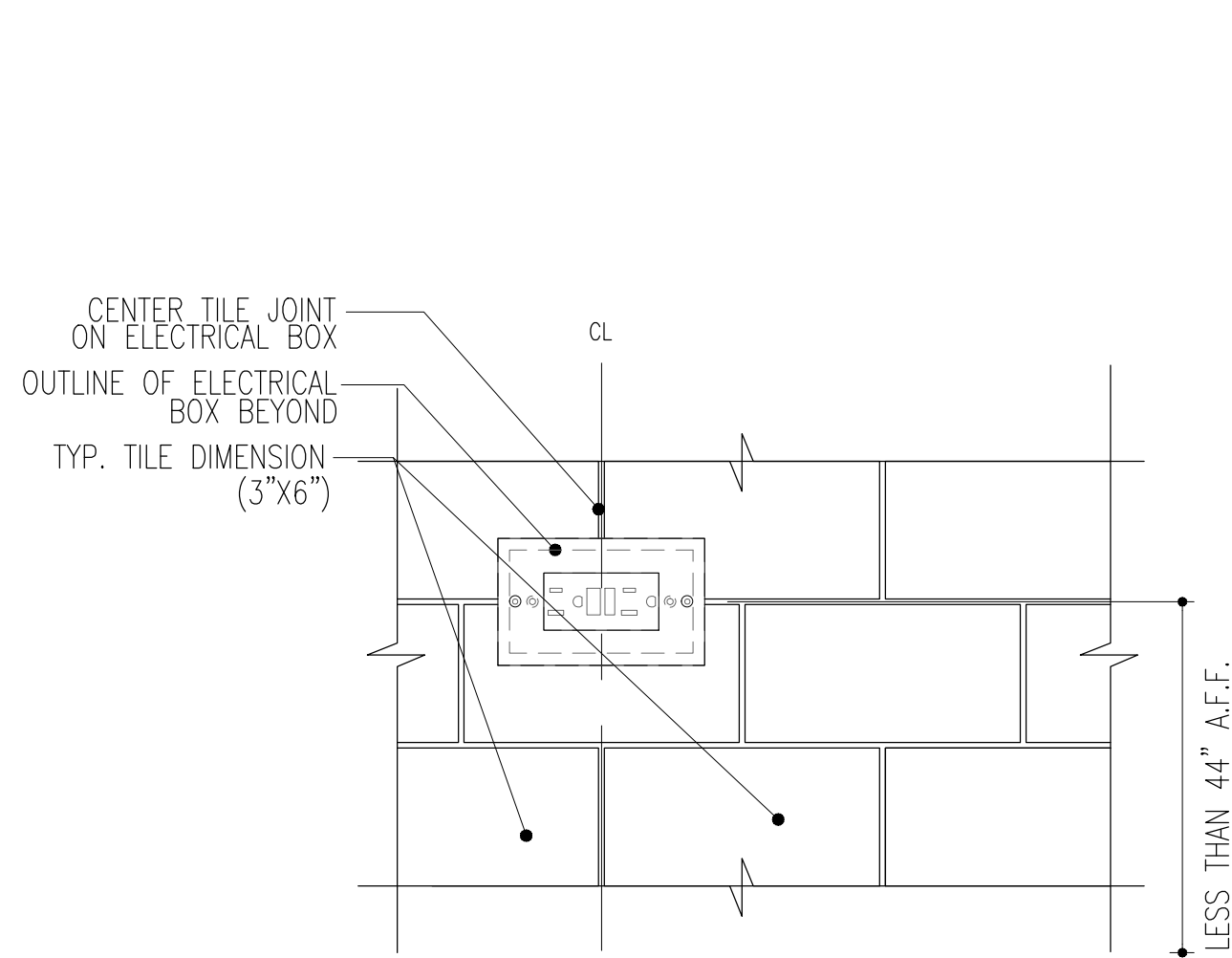
**9 Vanity w/ Drawers**  
Scale: 1"=1'-0"



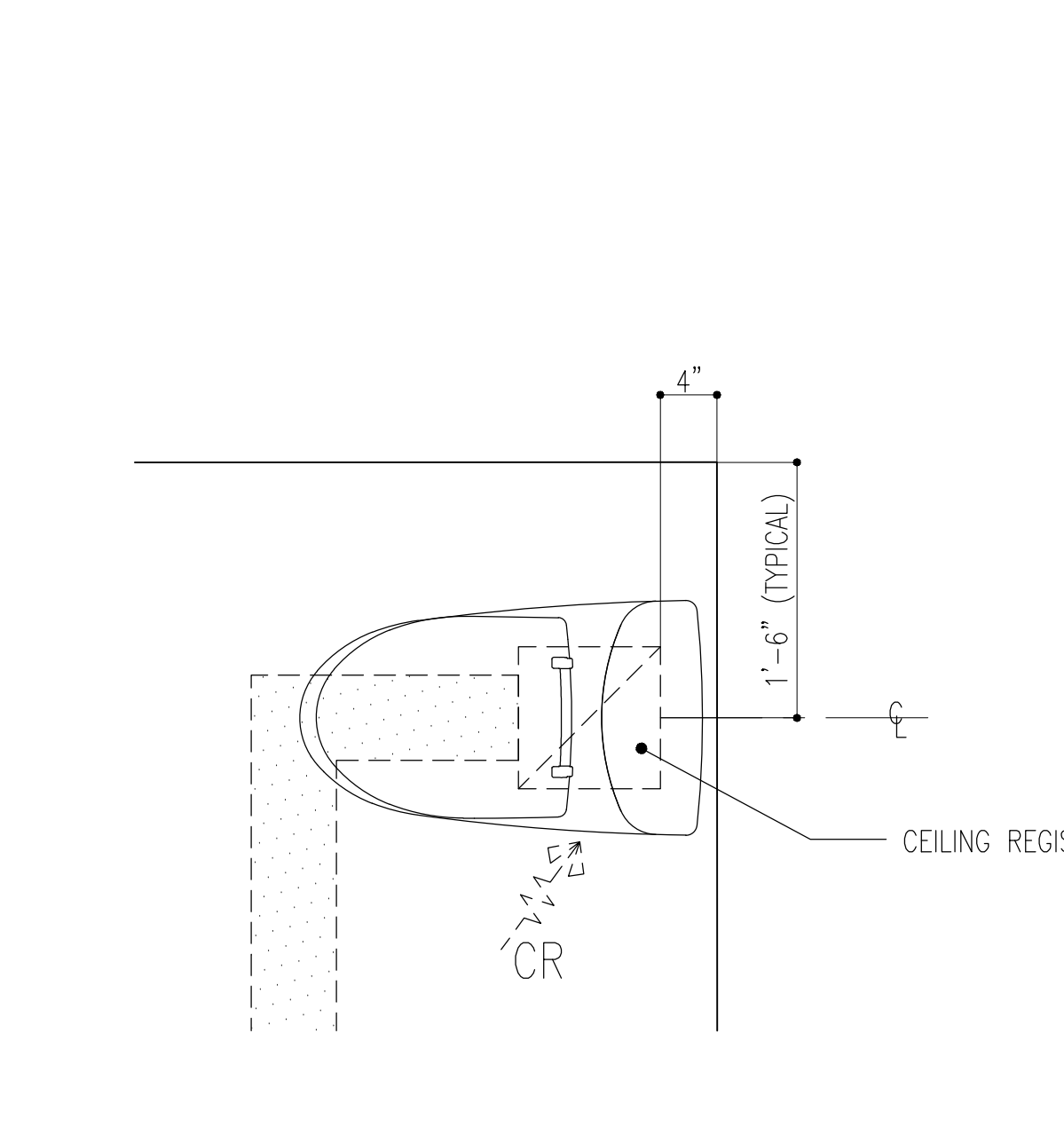
**8 Typical Medicine Cabinet**  
Scale: 1"=1'-0"



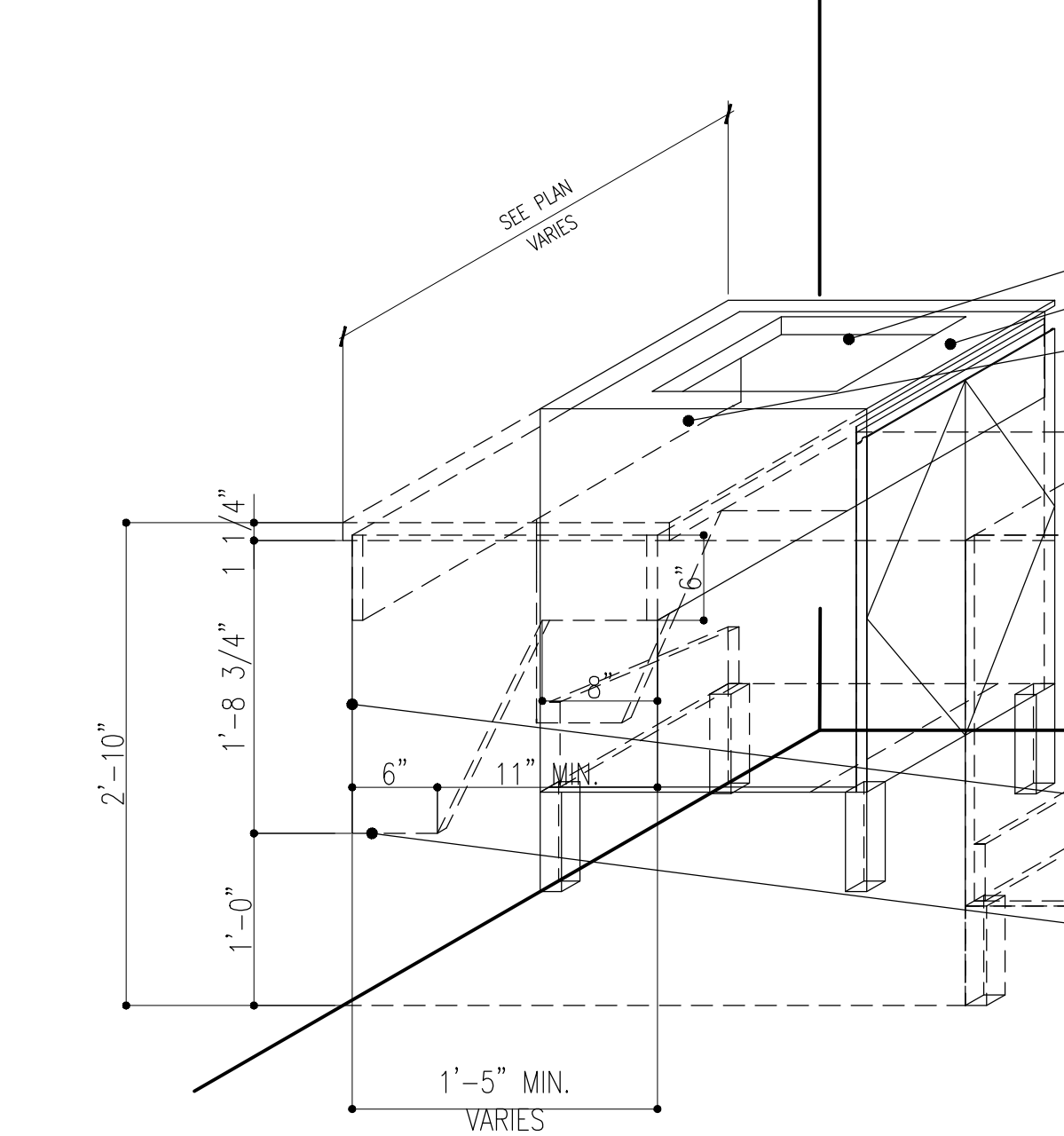
**7 Shower Bench Section**  
Scale: 1"=1'-0"



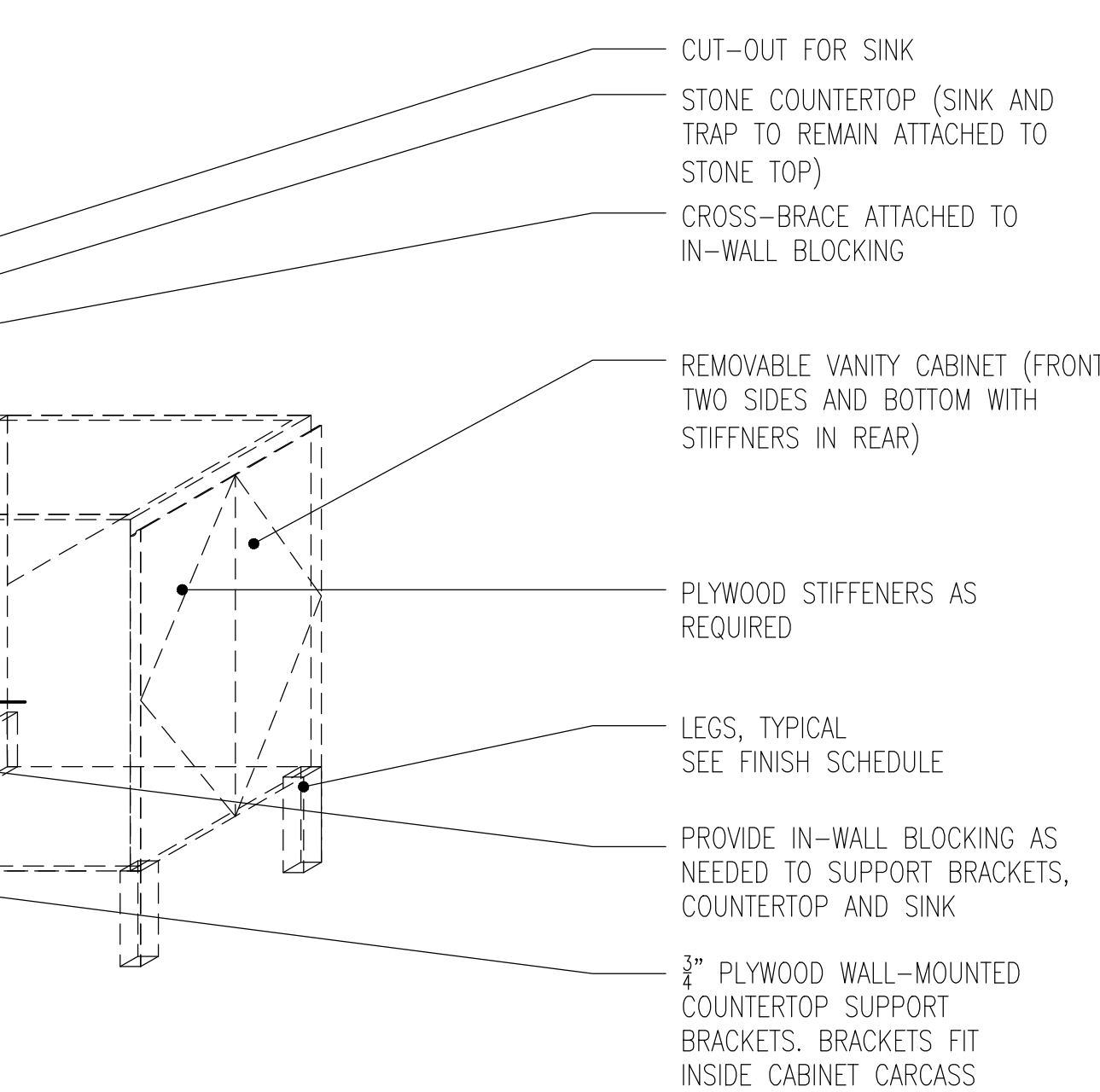
**6 Typ Tile @ GFI**  
Scale: 3"=1'-0"



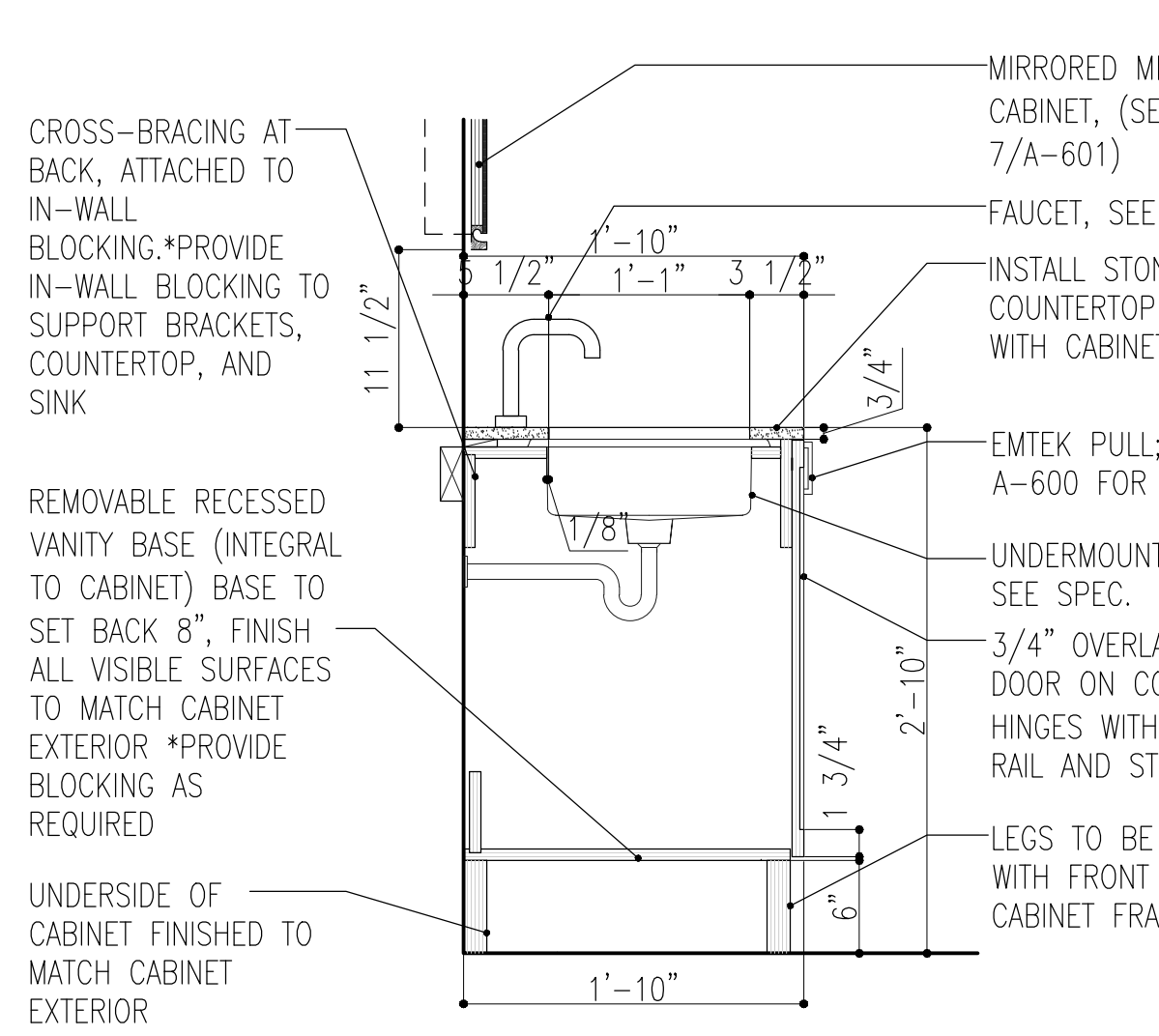
**5 Typical Vanity Register Location**  
Scale: 1"=1'-0"



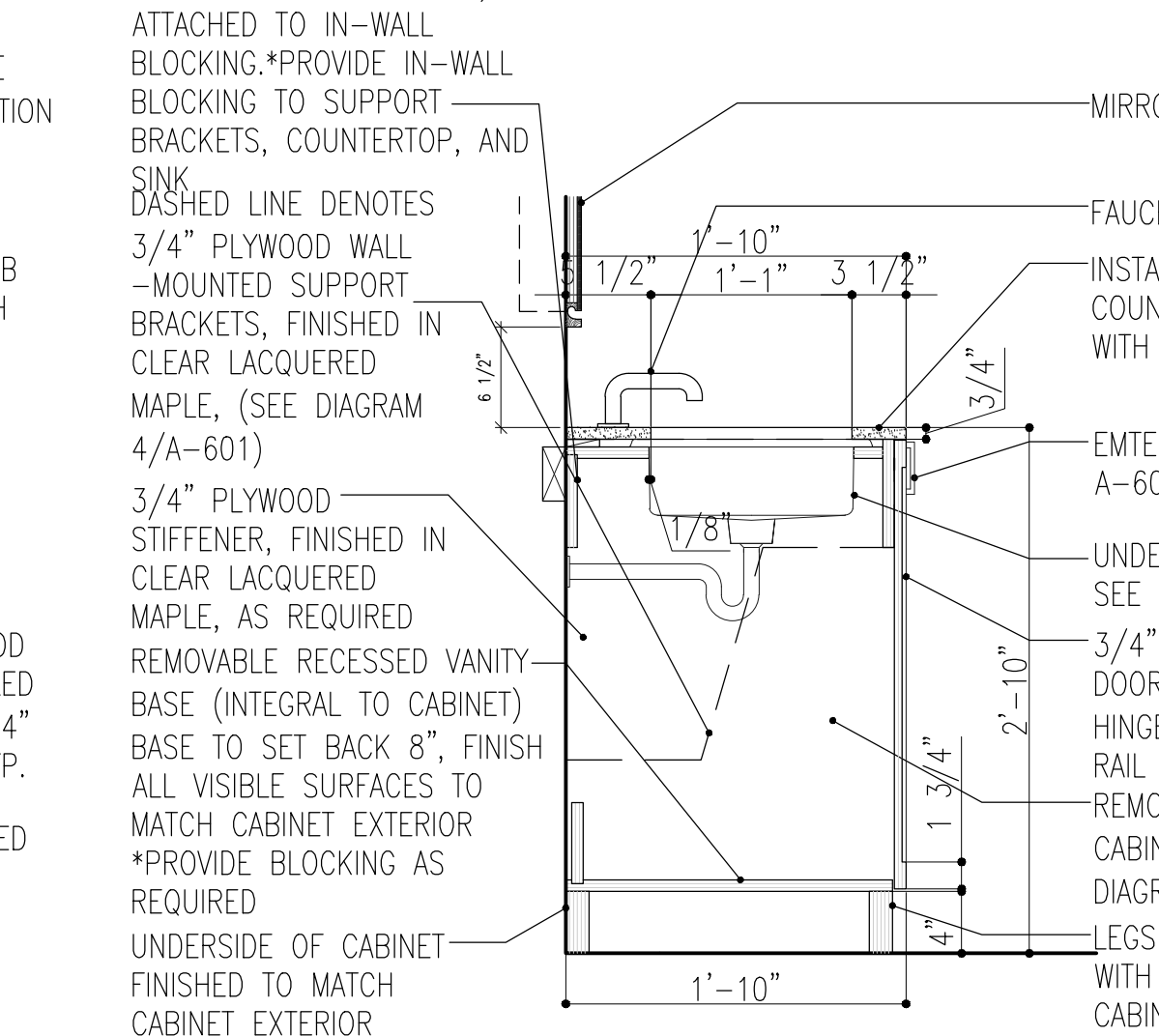
**4 Removable Vanity @ Adaptable Bath**  
Scale: 1"=1'-0"



**1 Powder Vanity Section**  
Scale: 1"=1'-0"



**3 Master Vanity Section**  
Scale: 1"=1'-0"



**2 Adaptable Vanity Section**  
Scale: 1"=1'-0"

**NOTES:**  
1. SUBMIT SHOP DRAWINGS AND MOCK-UPS FOR INTERIOR DESIGNER & OWNER APPROVAL PRIOR TO FABRICATION.

**NOT FOR CONSTRUCTION**

| Number   | Date | Revision                          |
|----------|------|-----------------------------------|
| 09/08/07 |      | ISSUED FOR DOB                    |
| 09/08/07 |      | ISSUED FOR DOB                    |
| 02/07/07 |      | ISSUED FOR DOB SUPERSTRUCTURE SET |
| 01/03/07 |      | ISSUED FOR DOB                    |
| 11/10/06 |      | FACE FINISH SET                   |
| 11/10/06 |      | 100% DOB FINISHING SET            |
| 10/20/06 |      | ISSUED FOR DOB                    |
| 02/05/04 |      | DOB FINISH SET                    |

Project:  
**City View Tower at Court Square**  
23-15 44th Drive  
Long Island City, NY 11101

Client:  
**Cityview Tower LLC**  
112-15 NORTHERN BLVD, CF-2  
CORONA, NY 11368  
(718) 321-8652

Architect:  
**HILL | WEST**  
ARCHITECTS  
11 BROADWAY  
17TH FLOOR  
NEW YORK, NY 10004  
T. 212 213 8007

Consultant:  
**DESIMONE CONSULTING ENGINEERS**  
140 Broadway 25th Floor  
New York, NY 10005  
(212) 532-2211

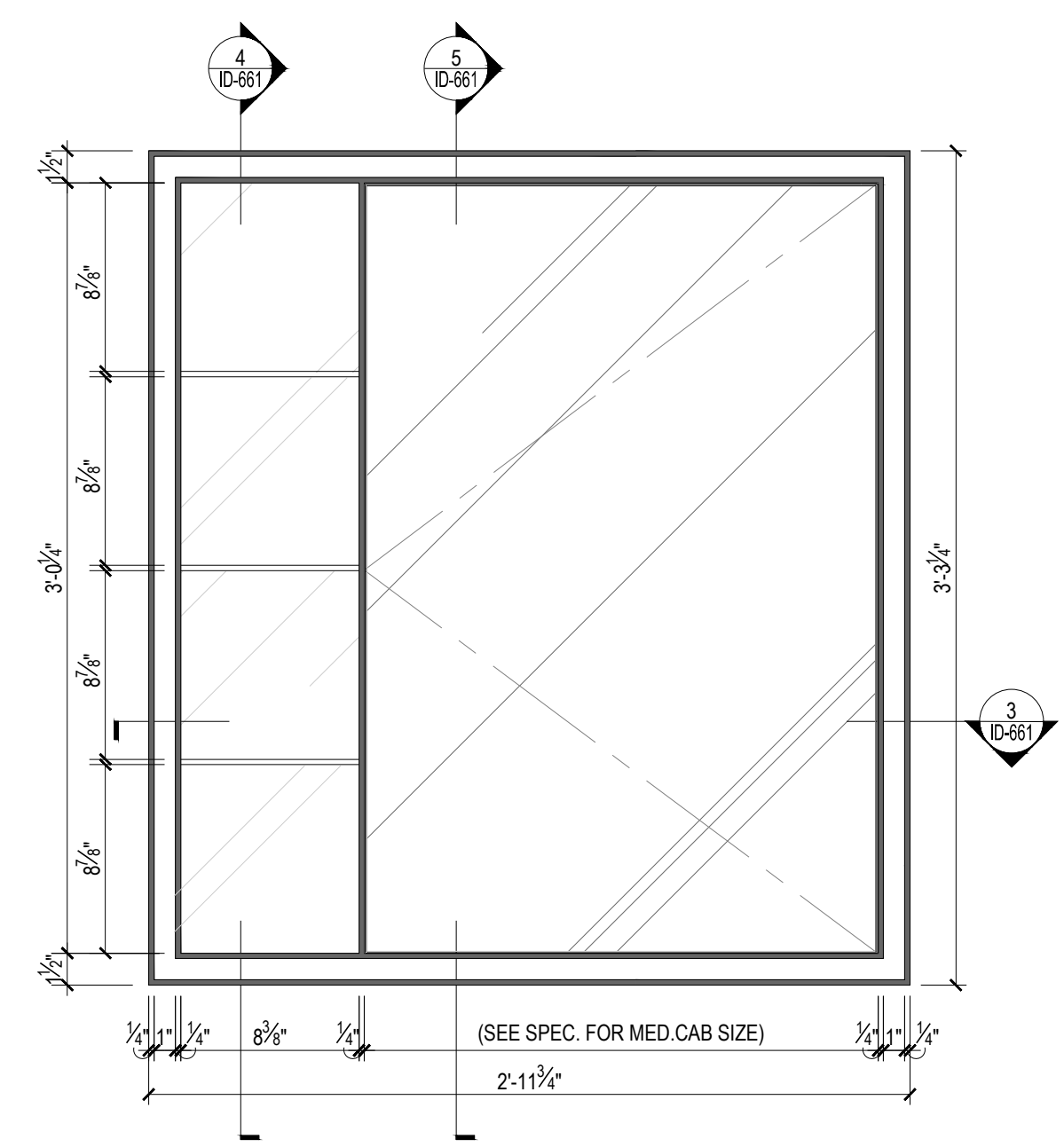
**Cosentini Associates**  
Two Pennsylvania Plaza, 3rd FL  
New York, NY 10121  
(212) 615-3600

**Whitehall**  
11 Broadway, 17th Floor  
New York, NY 10004  
(212) 908-4940

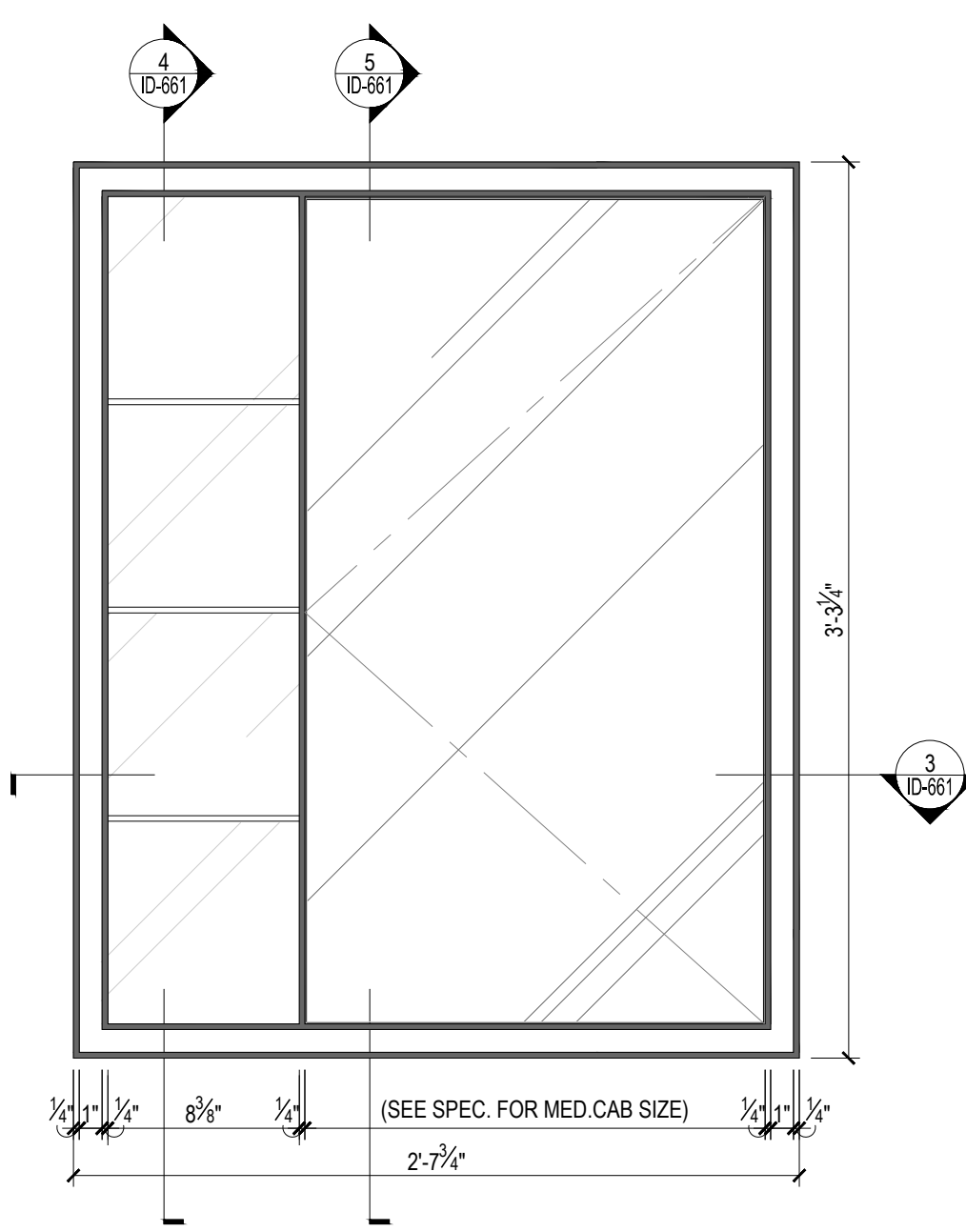
DOB STAMPS & SIGNATURES:

DWG TITLE: **BATHROOM DETAILS**

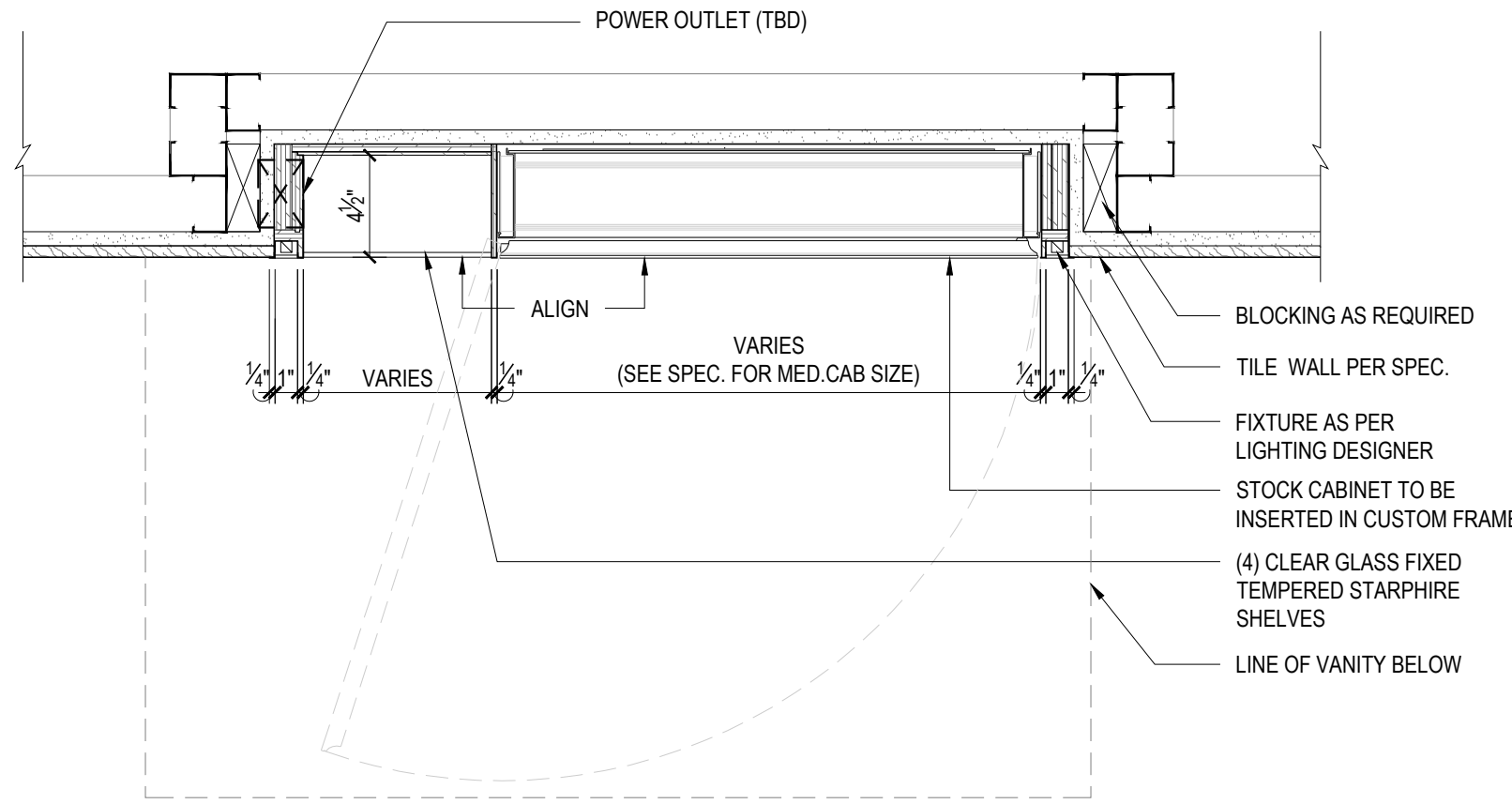
SEAL & SIGNATURE: [Signature]  
DATE: 01/18/2017  
PROJECT #: 15412  
SCALE: AS NOTED  
A-601.00  
DWG NO. 049 OF 58



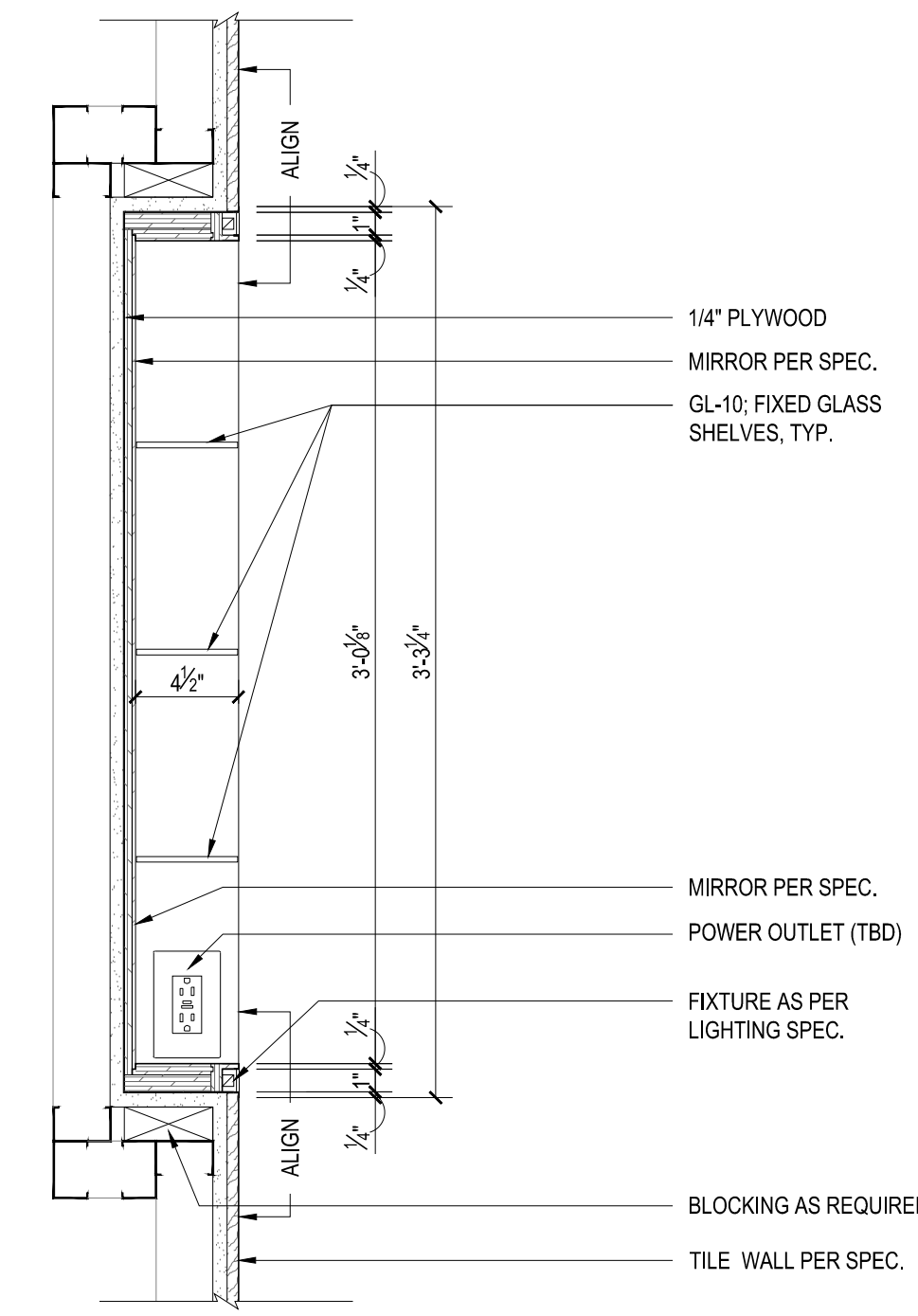
16 Elevation Detail @ Medicine Cabinet  
Scale: 1/2" = 1'



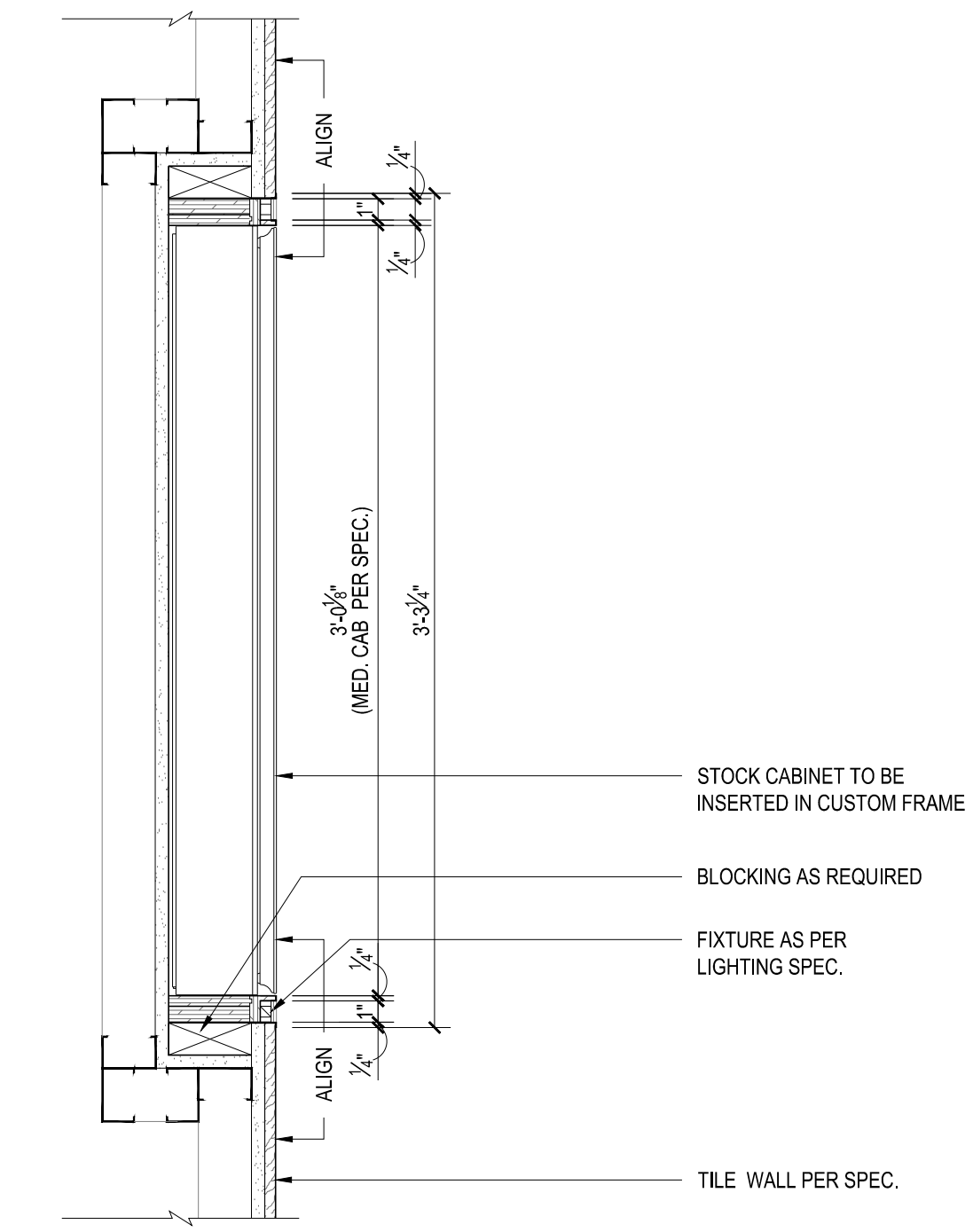
C Elevation Detail @ Medicine Cabinet  
Scale: 1/2" = 1'



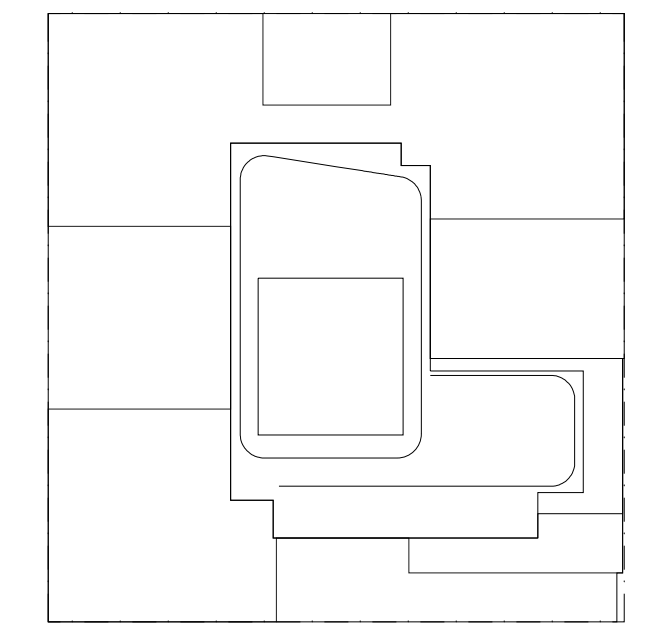
14 Plan Detail @ Medicine Cabinet  
Scale: 1/2" = 1'



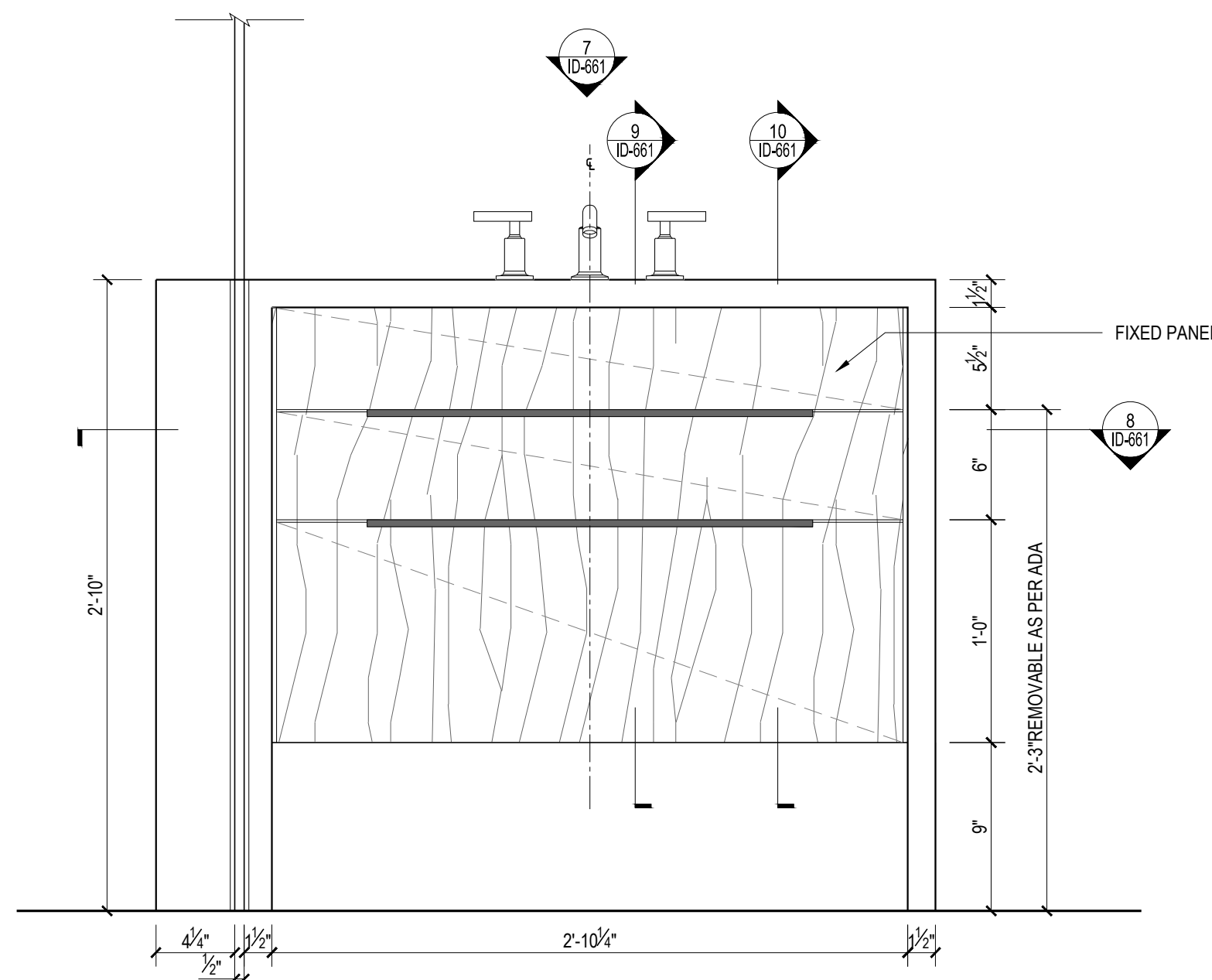
13 Section Detail @ Medicine Cabinet  
Scale: 1/2" = 1'



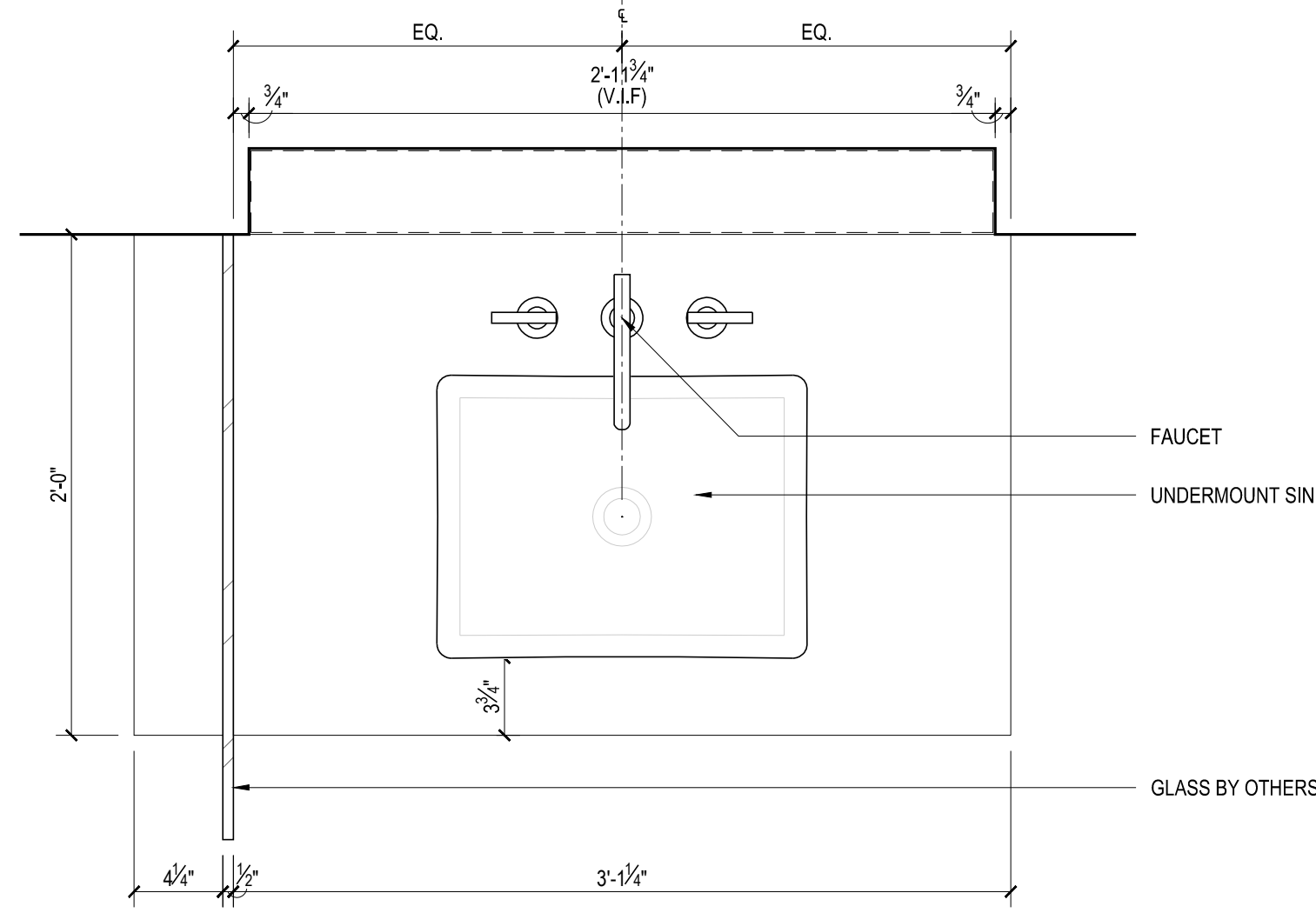
12 Section Detail @ Medicine Cabinet  
Scale: 1/2" = 1'



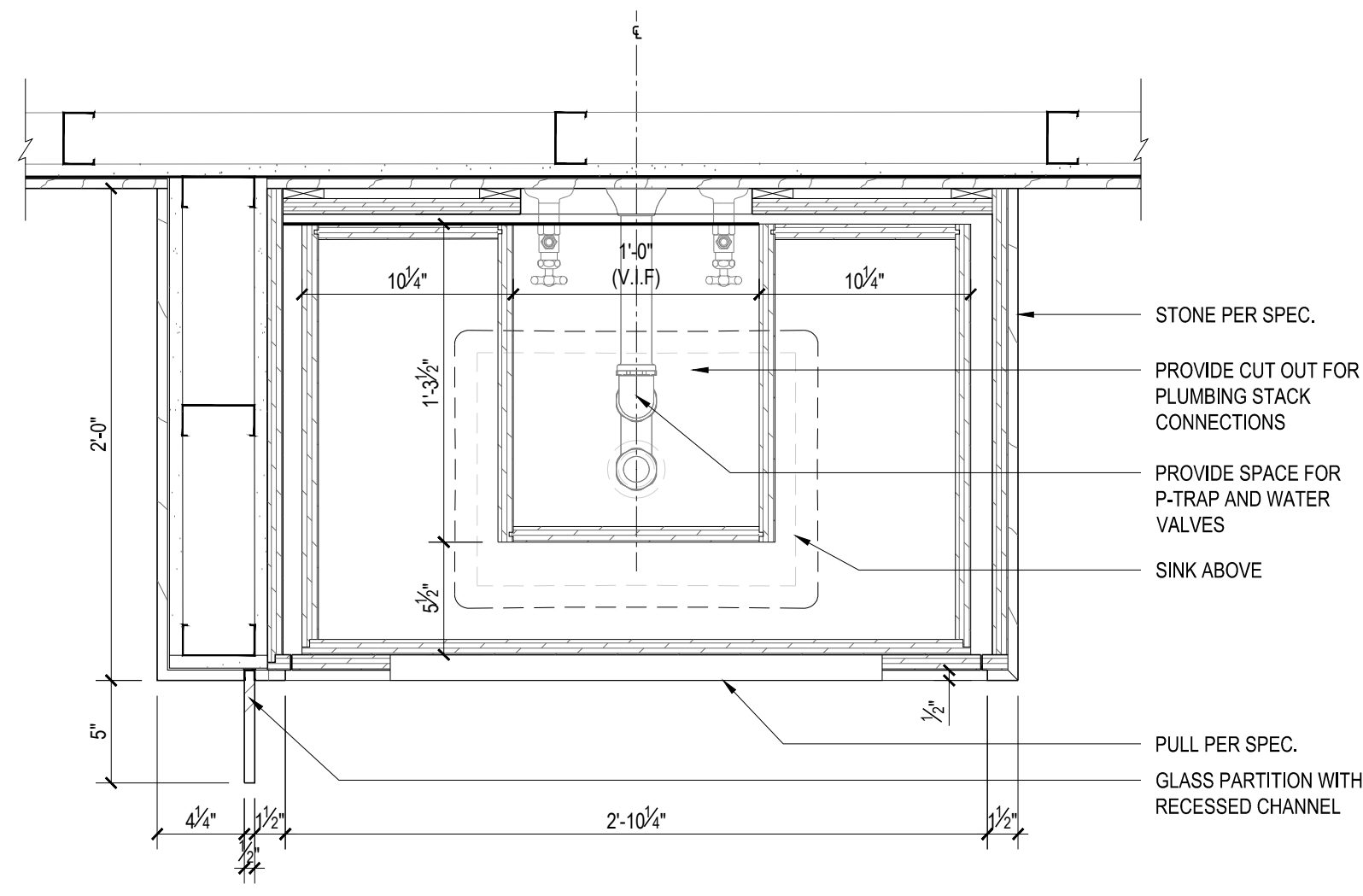
**NOTES:**  
1. SUBMIT SHOP DRAWINGS AND MOCK-UPS FOR INTERIOR DESIGNER & OWNER APPROVAL PRIOR TO FABRICATION.



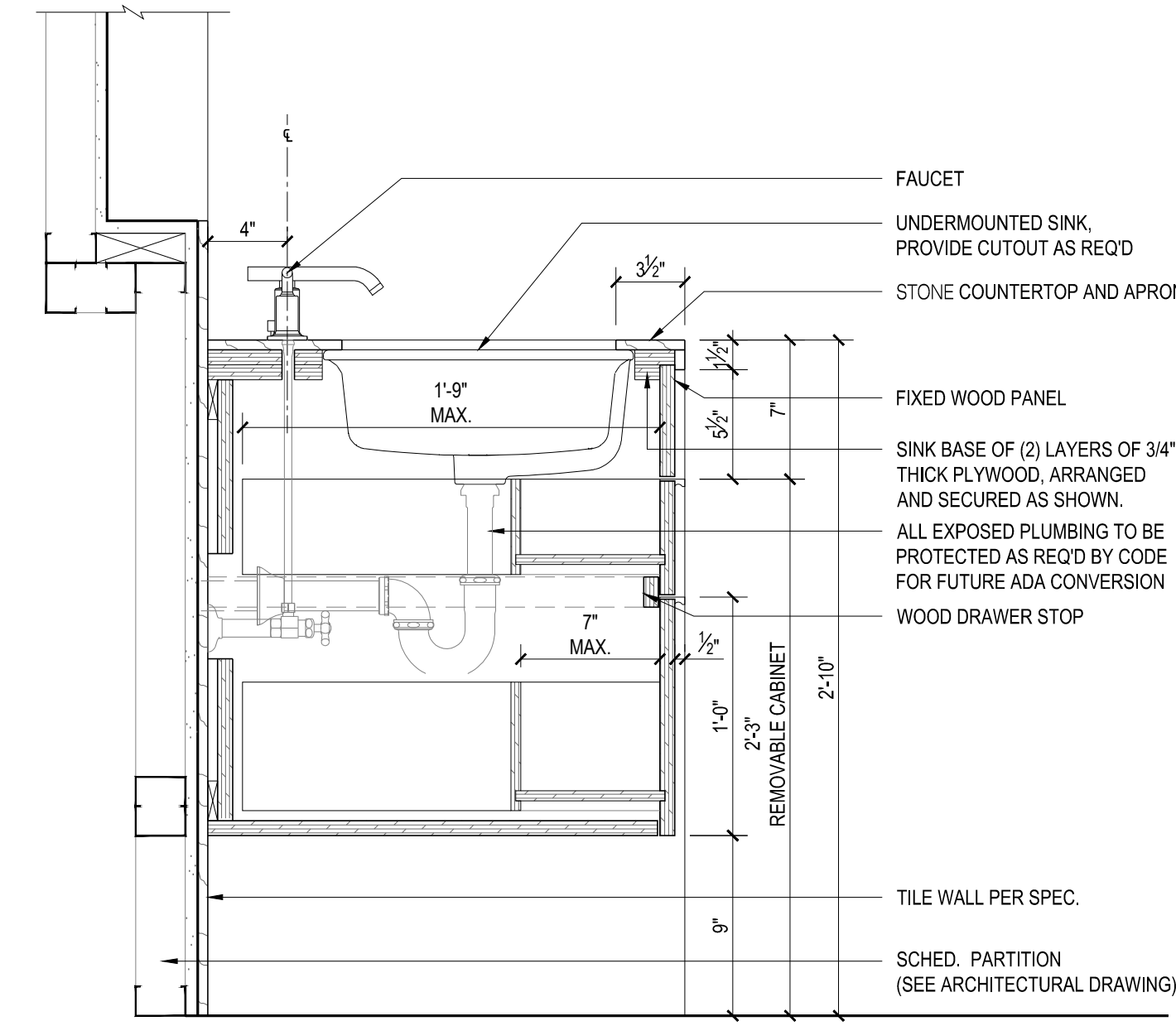
11 Elevation Detail @ Vanity  
Scale: 1/2" = 1'



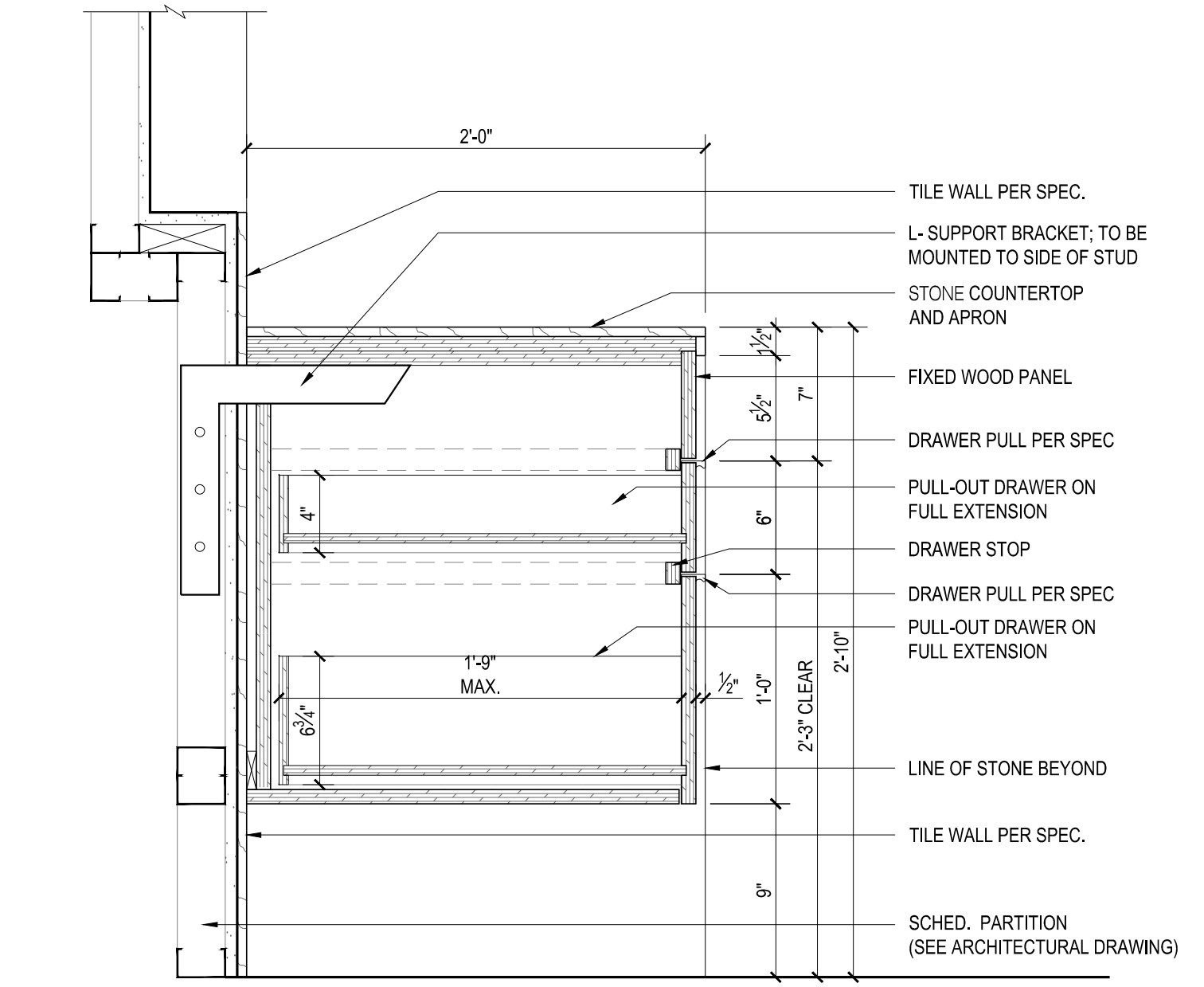
10 Plan Detail @ Vanity  
Scale: 1/2" = 1'



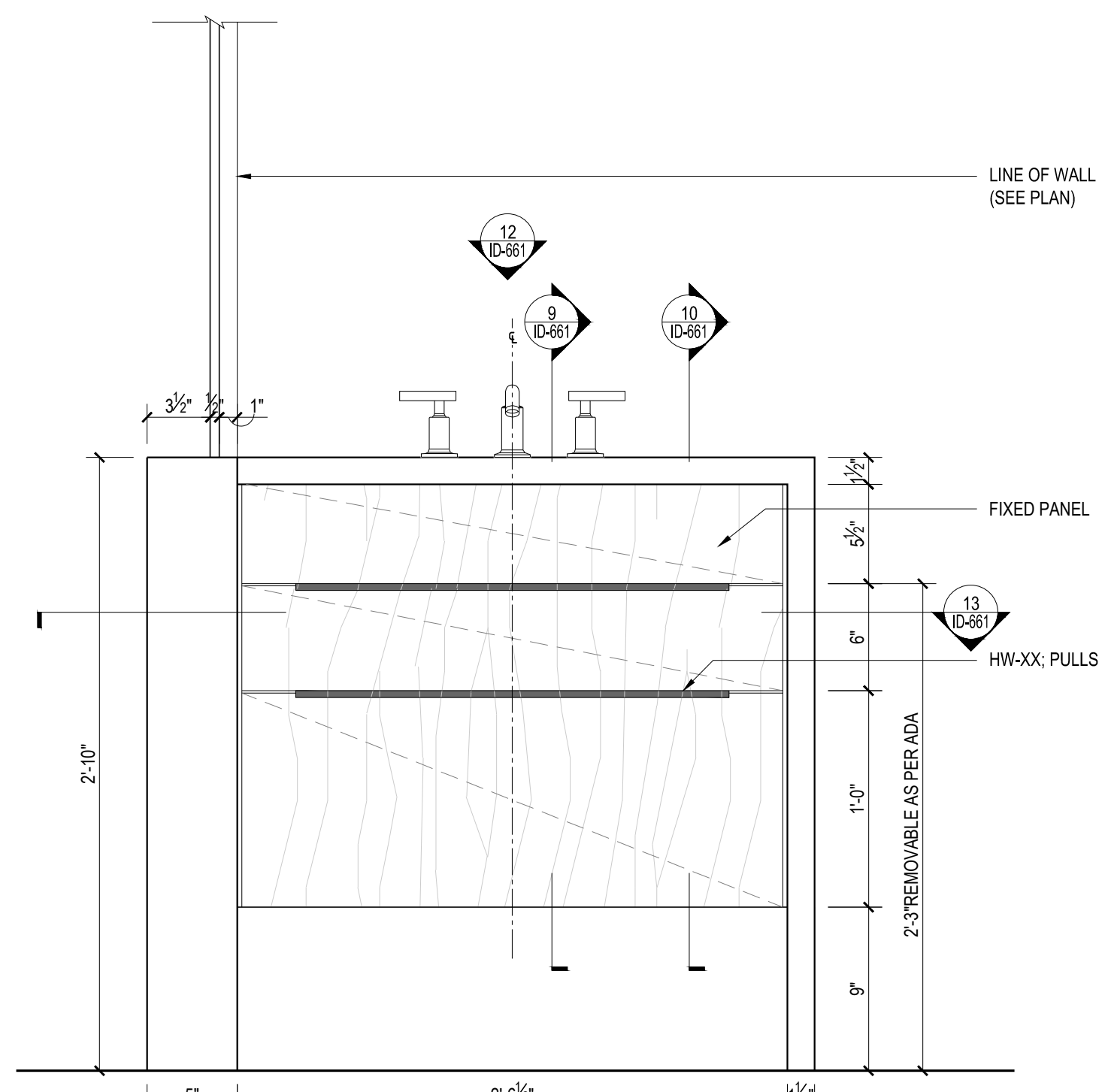
9 Plan Detail @ Medicine Cabinet  
Scale: 1/2" = 1'



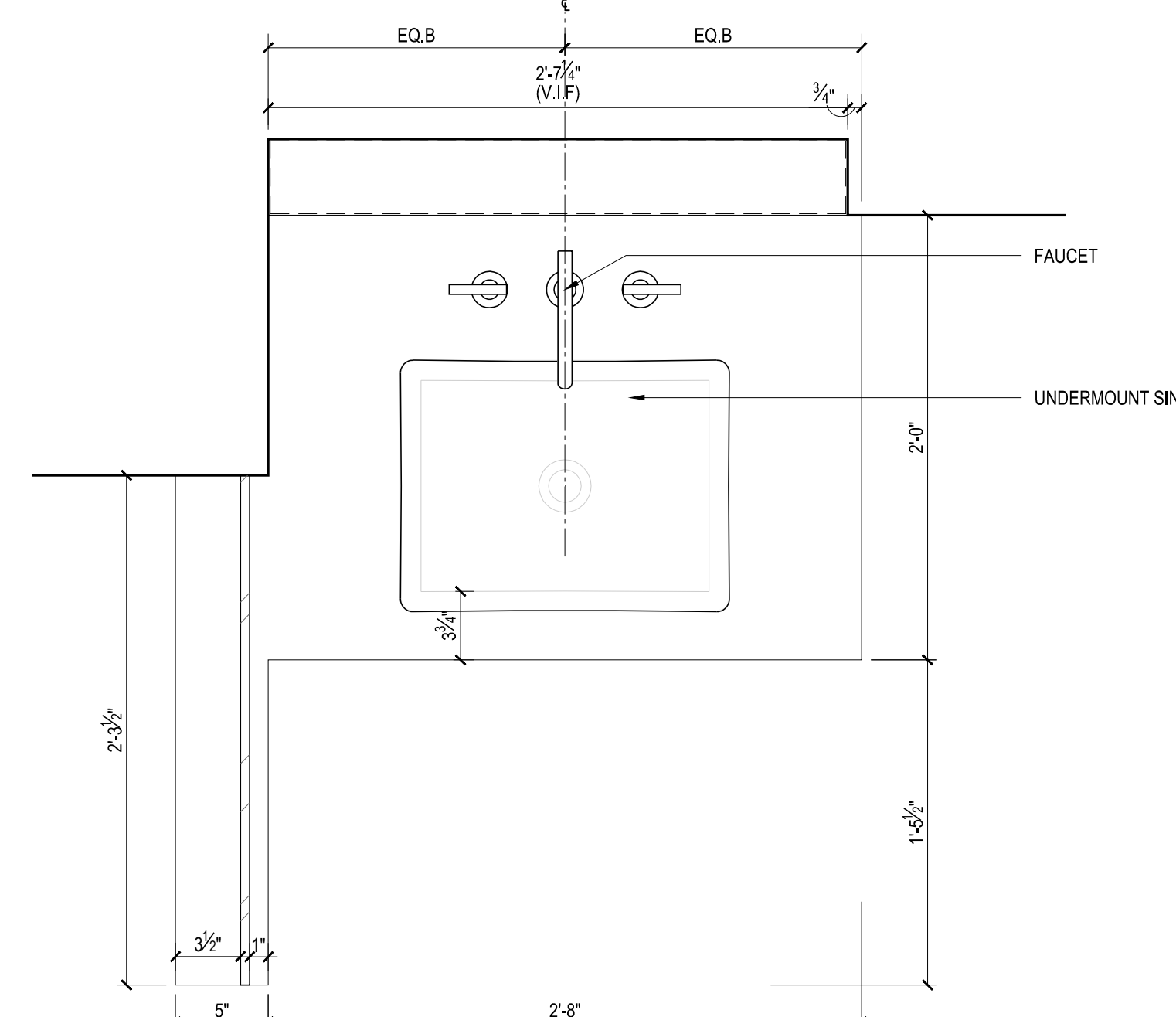
8 Section Detail @ Medicine Cabinet  
Scale: 1/2" = 1'



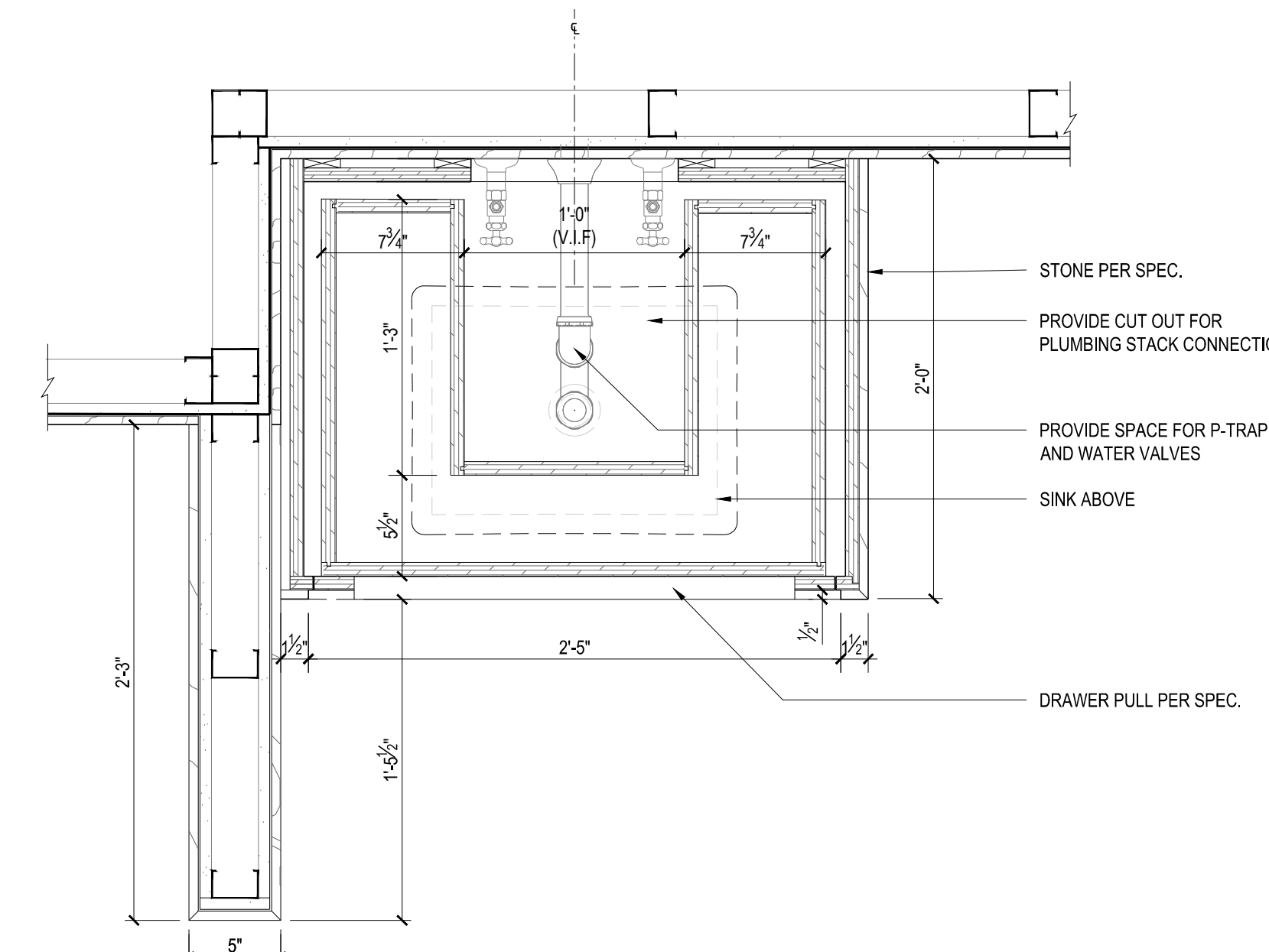
7 Section Detail @ Medicine Cabinet  
Scale: 1/2" = 1'



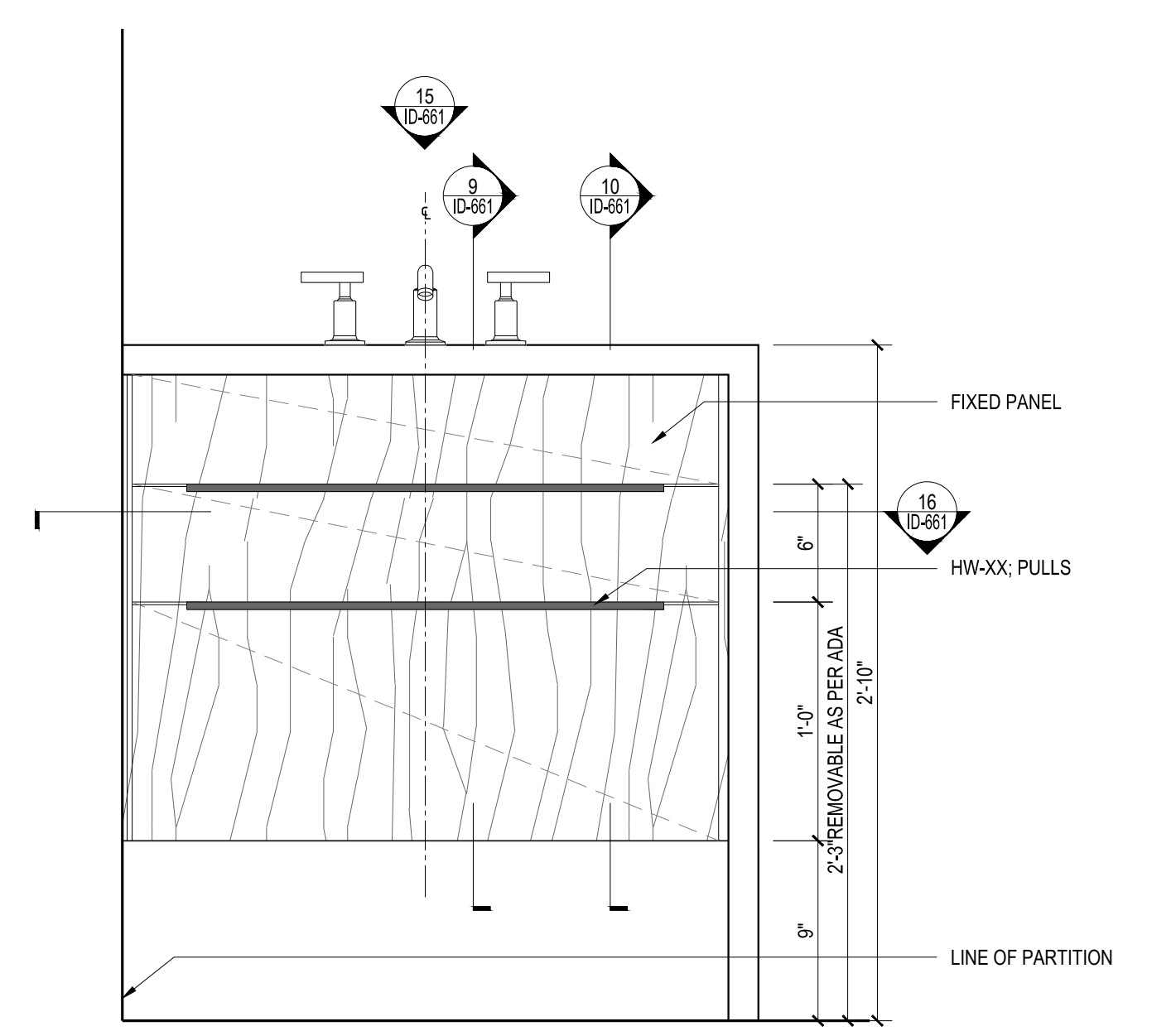
6 Elevation Detail @ Vanity  
Scale: 1/2" = 1'



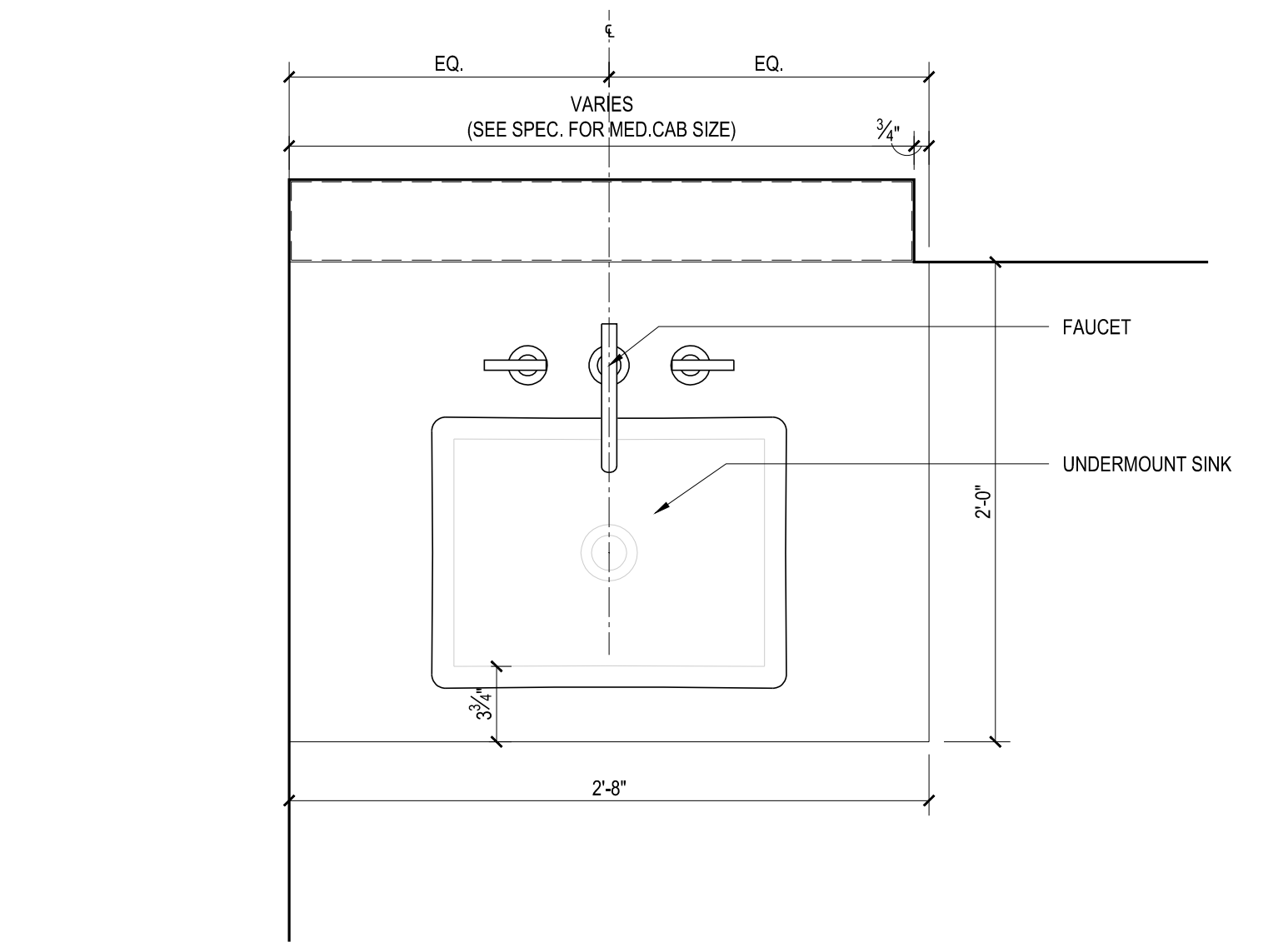
5 Plan Detail @ Vanity  
Scale: 1/2" = 1'



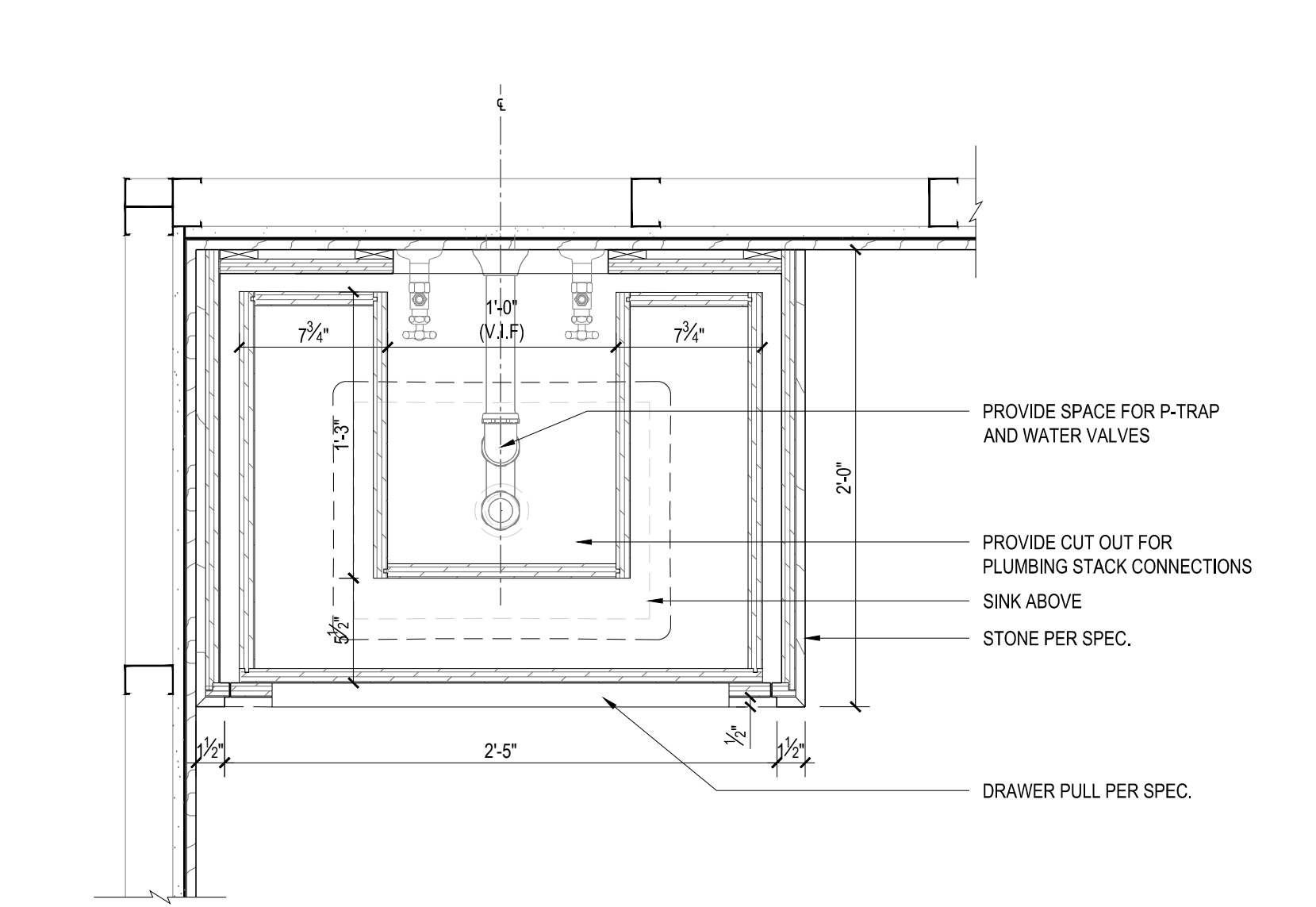
4 Plan Detail @ Medicine Cabinet  
Scale: 1/2" = 1'



3 Elevation Detail @ Vanity  
Scale: 1/2" = 1'



2 Plan Detail @ Vanity  
Scale: 1/2" = 1'



1 Plan Detail @ Medicine Cabinet  
Scale: 1/2" = 1'

NOT FOR CONSTRUCTION

| Number     | Date | Revision             |
|------------|------|----------------------|
| 01/02/2017 |      | ISSUED FOR DOB       |
| 03/01/2017 |      | ISSUED FOR DOB       |
| 02/24/2017 |      | ISSUED FOR DOB       |
| 01/07/2017 |      | SUPERSTRUCTURE SET   |
| 01/03/2017 |      | ISSUED FOR DOB       |
| 11/17/2016 |      | FACE FRAME SET       |
| 11/01/2016 |      | 100% DOB PERMITS SET |
| 10/12/2016 |      | ISSUED FOR DOB       |
| 02/01/2016 |      | DOB FILING SET       |

Project:  
**City View Tower at Court Square**  
23-15 44th Drive  
Long Island City, NY 11101

Client:  
**Cityview Tower LLC**  
112-15 NORTHERN BLVD, CF-2  
CORONA, NY 11368  
(718) 321-8552

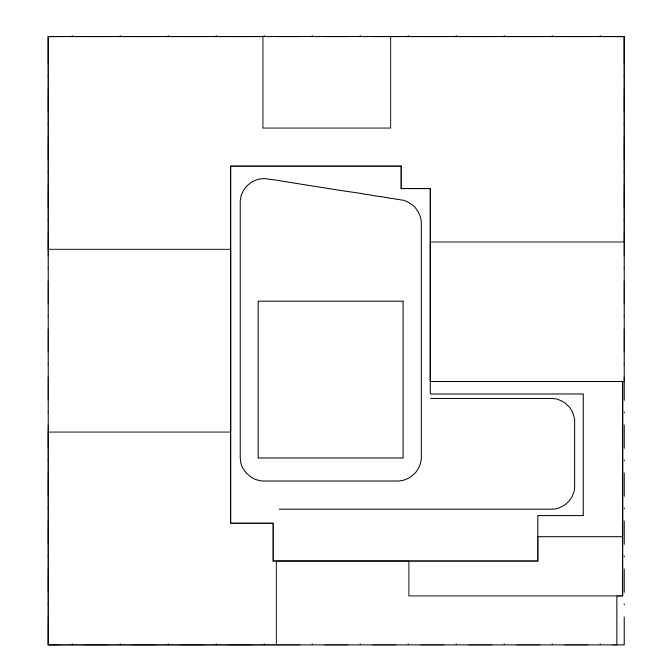
Architect:  
**HILL | WEST**  
ARCHITECTS  
11 BROADWAY  
17TH FLOOR  
NEW YORK, NY 10004  
T. 212 213 8007

Consultant:  
**DESIMONE CONSULTING ENGINEERS**  
140 Broadway 25th Floor  
New York, NY 10005  
(212) 532-2211  
**Cosentini Associates**  
Two Pennsylvania Plaza, 3rd FL  
New York, NY 10121  
(212) 615-3600  
**Whitehall**  
11 Broadway, 17th Floor  
New York, NY 10004  
(212) 908-4940

DOB STAMPS & SIGNATURES:

DWG TITLE:  
BATHROOM DETAILS

SEAL & SIGNATURE: [Signature]  
DATE: 01/18/2017  
PROJECT #: 15412  
SCALE: AS NOTED  
A-602.00  
DWG NO. 049 OF 58



**NOTES:**  
 NOTES:  
 1. SUBMIT SHOP DRAWINGS AND MOCK-UPS FOR INTERIOR DESIGNER & OWNER APPROVAL PRIOR TO FABRICATION.

NOT FOR CONSTRUCTION

|            |                                   |
|------------|-----------------------------------|
| 09/18/2017 | ISSUED FOR DOB                    |
| 03/01/2017 | ISSUED FOR DOB                    |
| 02/14/2017 | ISSUED FOR DOB SUPERSTRUCTURE SET |
| 01/27/2017 | ISSUED FOR DOB                    |
| 01/23/2017 | ISSUED FOR DOB                    |
| 11/17/2016 | FACE FRAME SET                    |
| 11/01/2016 | 100% DEVELOPMENT SET              |
| 10/12/2016 | ISSUED FOR DOB                    |
| 02/01/2016 | DOB FILING SET                    |

Number: \_\_\_\_\_ Date: \_\_\_\_\_ Revision: \_\_\_\_\_  
 Project:  
**City View Tower at Court Square**  
 23-15 44th Drive  
 Long Island City, NY 11101  
 Client:  
**Cityview Tower LLC**  
 112-15 NORTHERN BLVD, CF-2  
 CORONA, NY 11368  
 (718) 321-8552

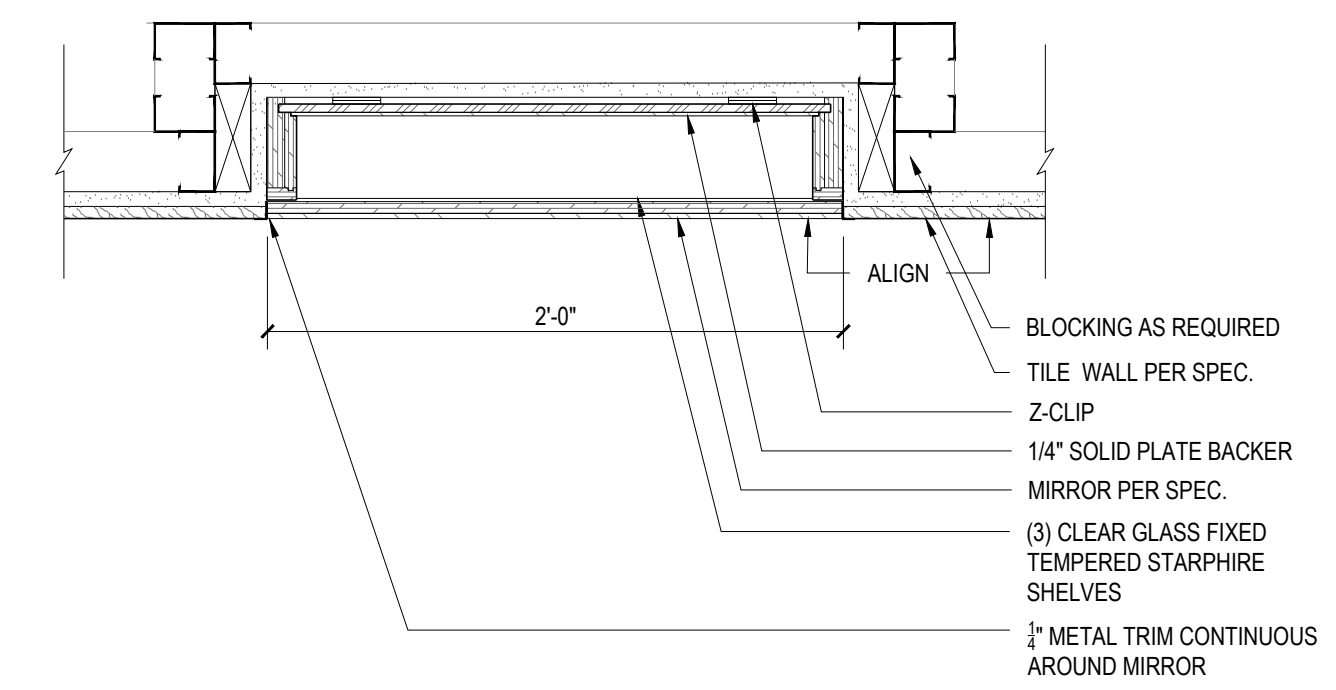
Architect:  
**HILL | WEST**  
 ARCHITECTS  
 11 BROADWAY  
 17TH FLOOR  
 NEW YORK, NY 10004  
 T. 212 213 8007

Consultant:  
**DESIMONE CONSULTING ENGINEERS**  
 140 Broadway 25th Floor  
 New York, NY, 10005  
 (212) 532-2211  
**Cosentini Associates**  
 Two Pennsylvania Plaza, 3rd FL.  
 New York, NY 10121  
 (212) 615-3600  
**Whitehall**  
 11 Broadway, 17th Floor  
 New York, NY 10004  
 (212) 908-4940

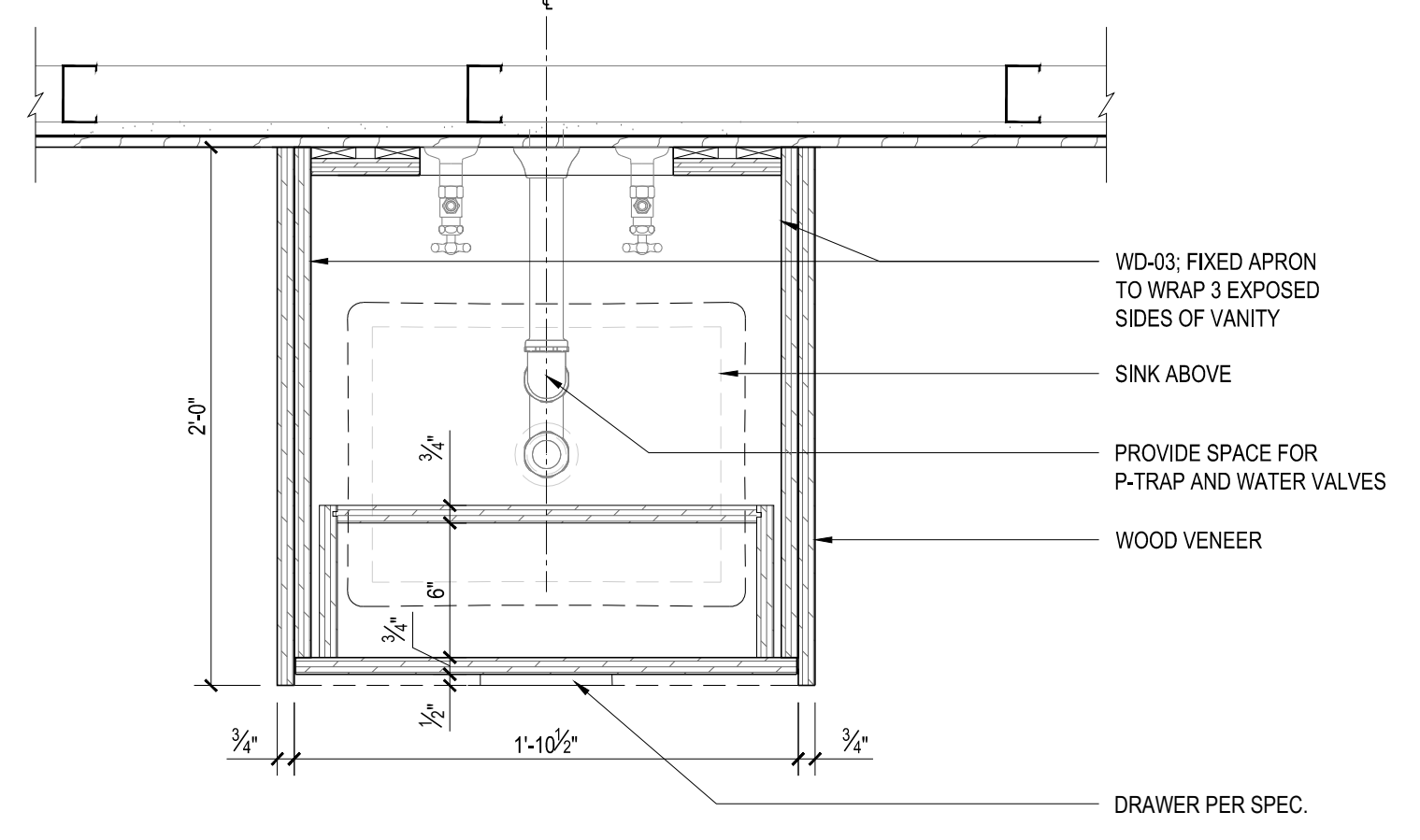
DOB STAMPS & SIGNATURES:

DWG TITLE: BATHROOMS DETAILS

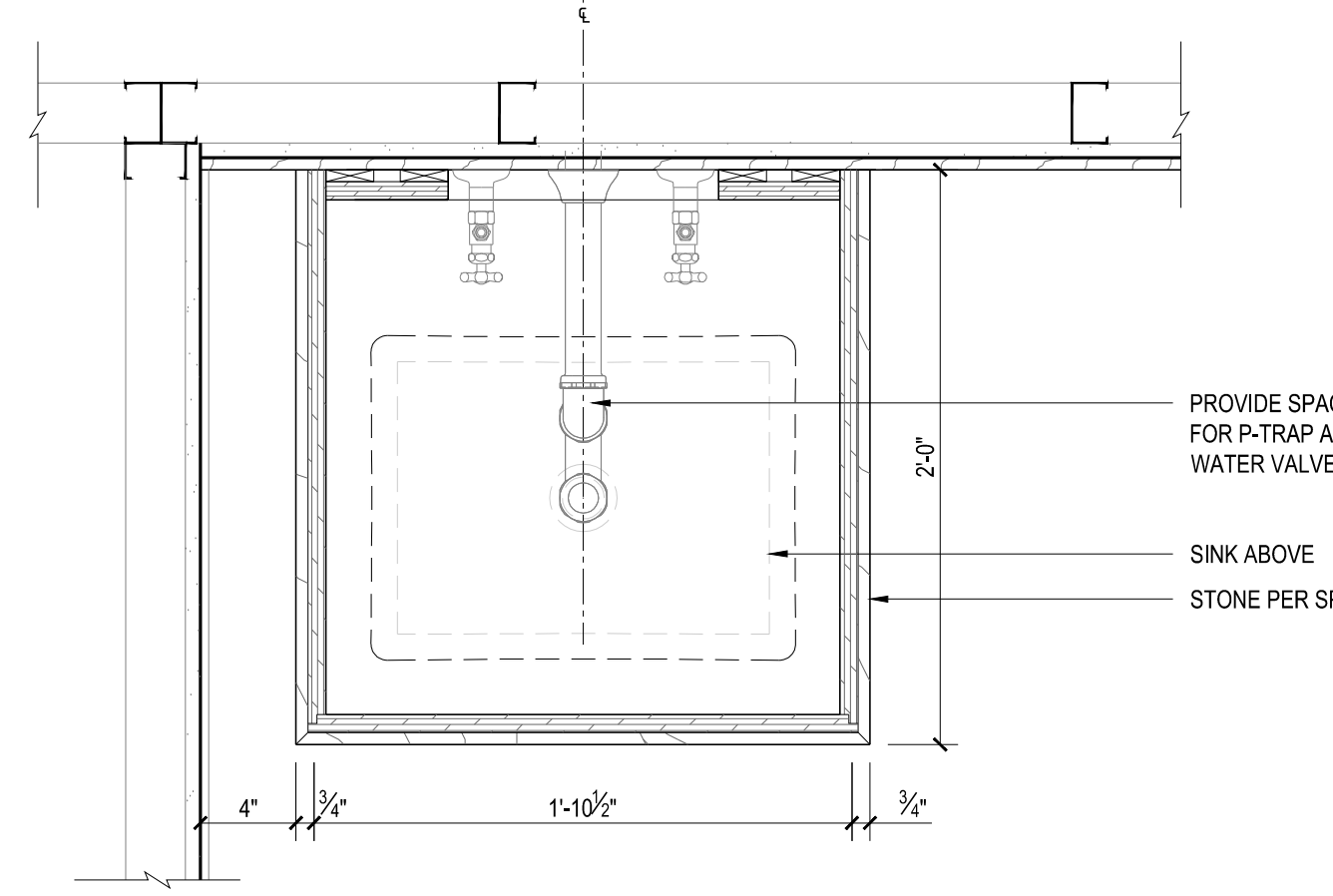
SEAL & SIGNATURE: DATE: 01/18/2017  
 PROJECT #: 15512  
 SCALE: AS NOTED  
**A-603.00**  
 DWG NO. 049 OF 58



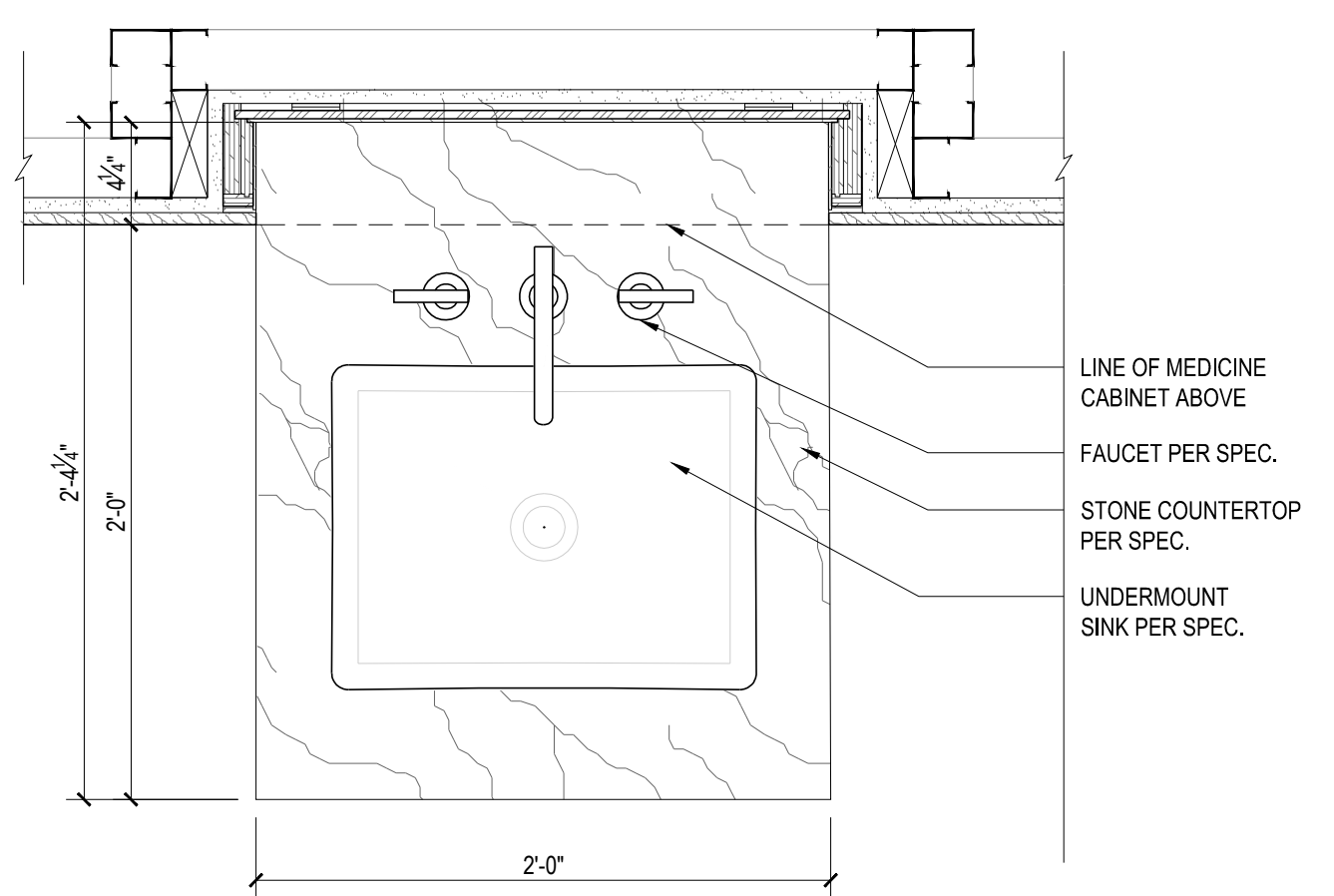
9 Plan Detail @ Cabinet & Vanity  
 Scale: 1 1/2" = 1"



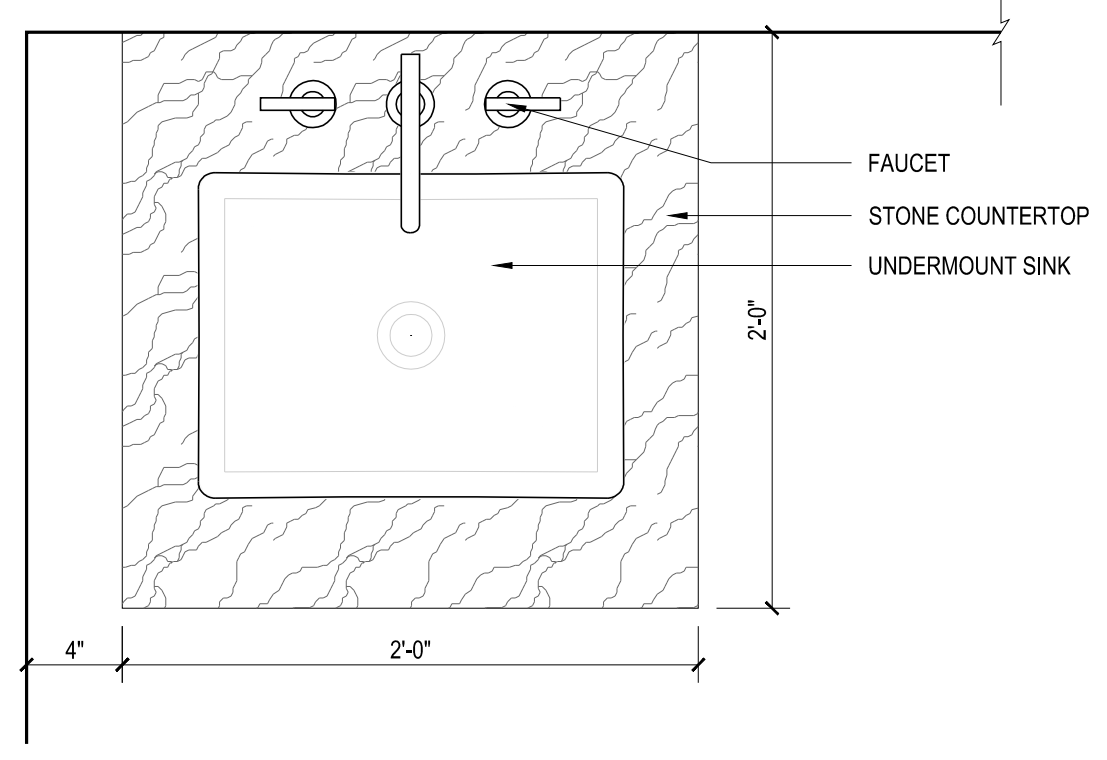
5 Plan Detail @ Vanity  
 Scale: 1 1/2" = 1"



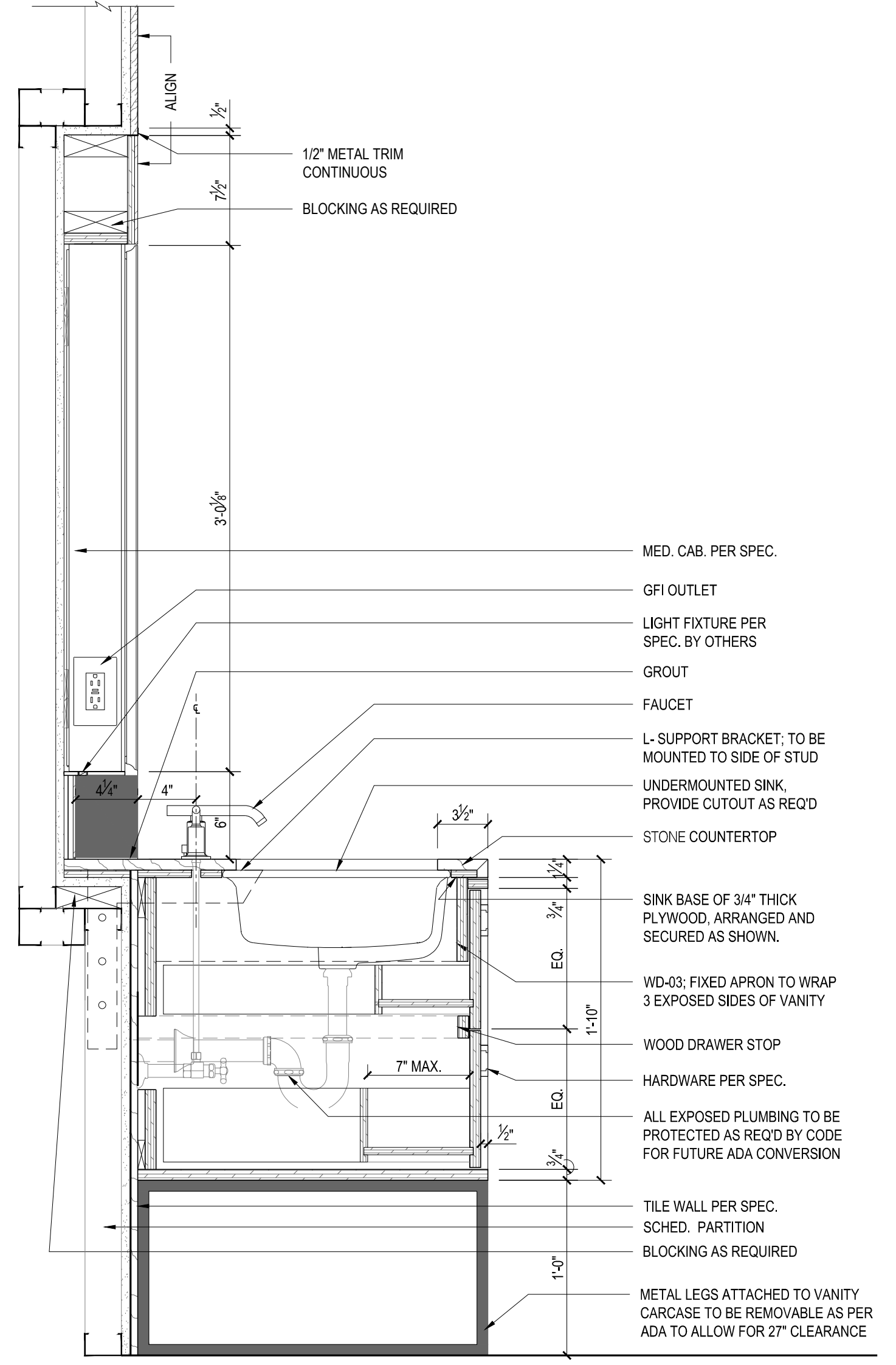
1 Plan Detail @ Vanity  
 Scale: 1 1/2" = 1"



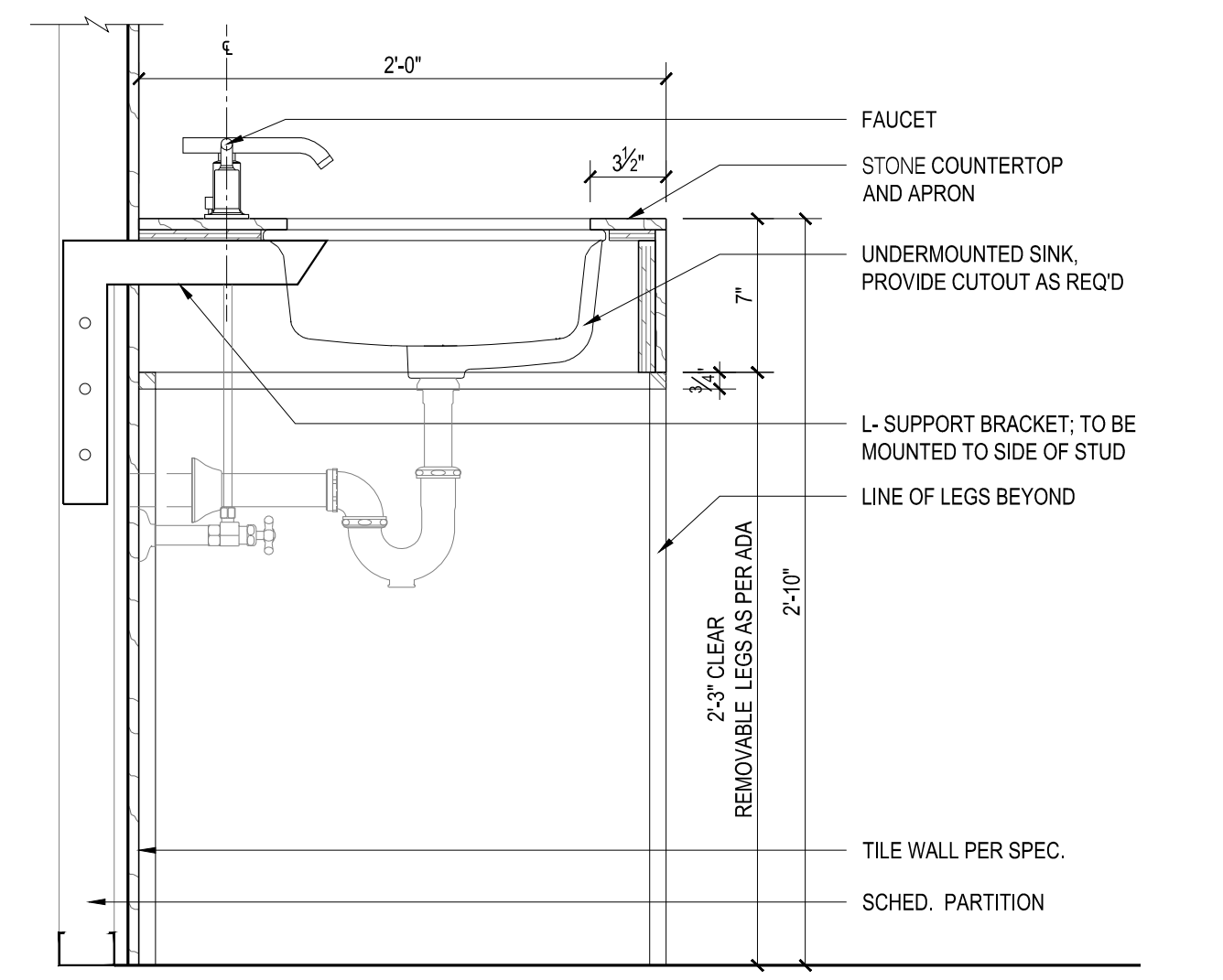
6 Plan Detail @ Cabinet & Vanity  
 Scale: 1 1/2" = 1"



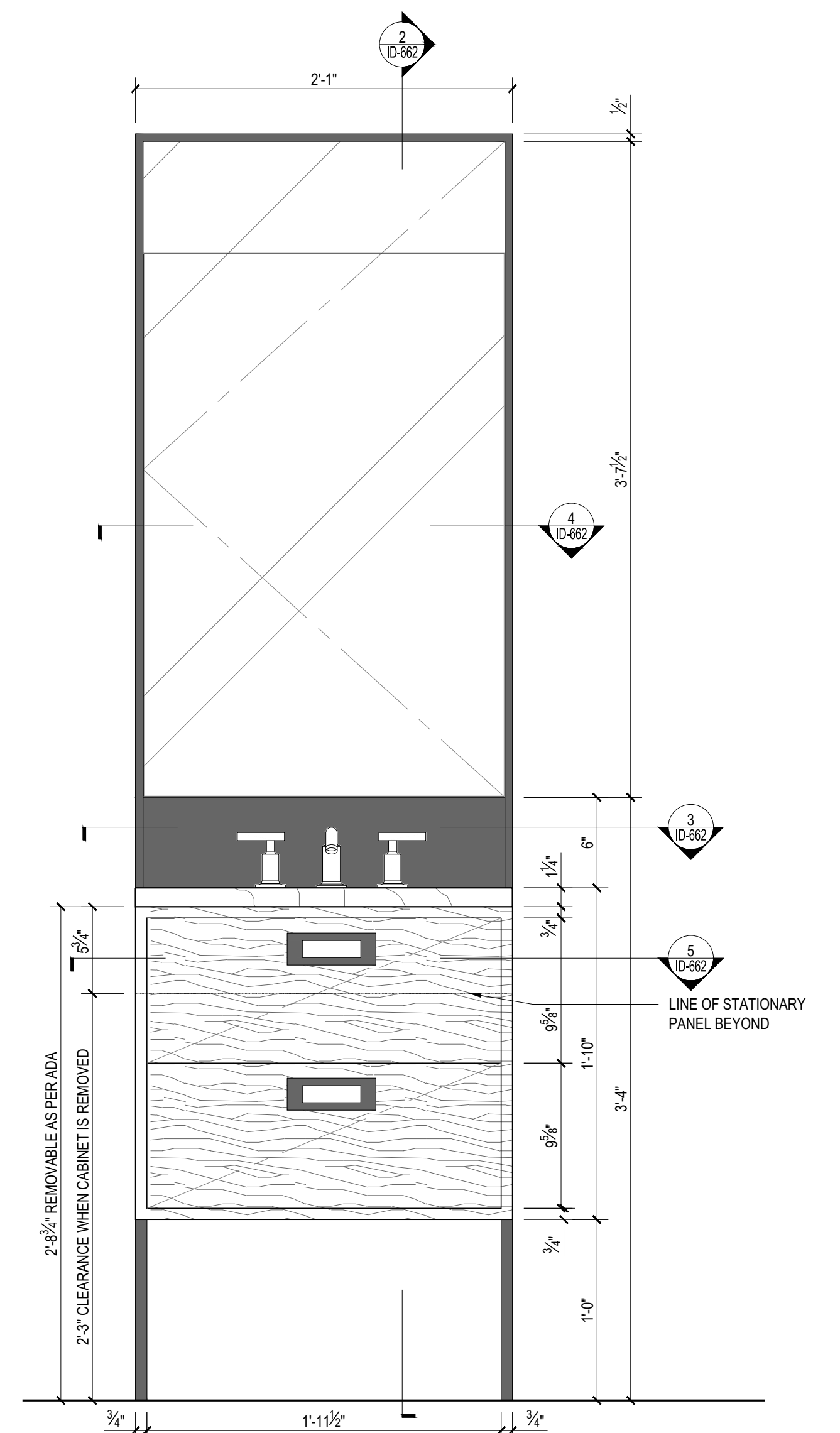
2 Plan Detail @ Vanity  
 Scale: 1 1/2" = 1"



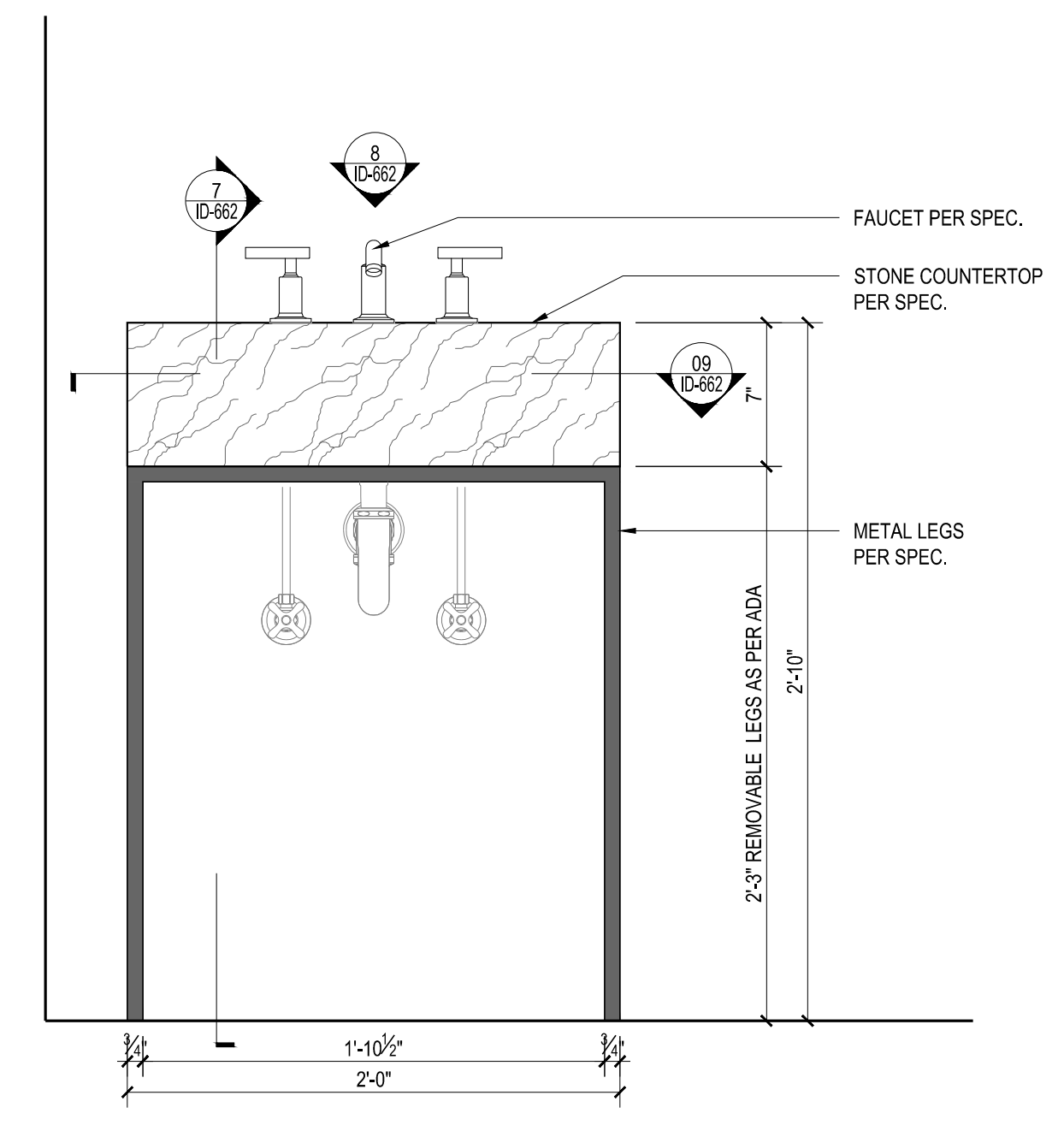
7 Section Detail @ Cabinet & Vanity  
 Scale: 1 1/2" = 1"



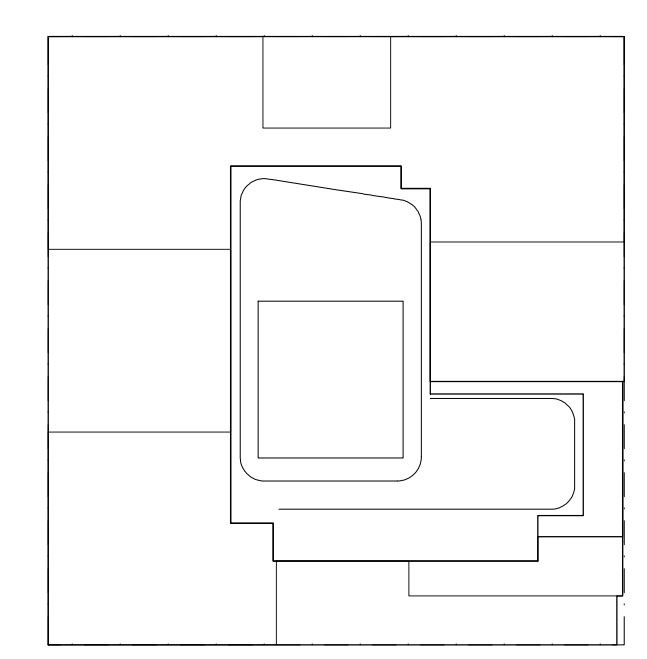
3 Section Detail @ Vanity  
 Scale: 1 1/2" = 1"



8 Elevation Detail @ Cabinet & Vanity  
 Scale: 1 1/2" = 1"



4 Elevation Detail @ Vanity  
 Scale: 1 1/2" = 1"



**NOTES:**  
 NOTES:  
 1. SUBMIT SHOP DRAWINGS AND MOCK-UPS FOR INTERIOR DESIGNER & OWNER APPROVAL PRIOR TO FABRICATION.

NOT FOR CONSTRUCTION

| Number     | Date                 | Revision |
|------------|----------------------|----------|
| 01/18/2017 | ISSUED FOR DOB       |          |
| 03/01/2017 | ISSUED FOR DOB       |          |
| 02/14/2017 | ISSUED FOR DOB       |          |
| 01/27/2017 | SUBSTRUCTURE SET     |          |
| 01/23/2017 | ISSUED FOR DOB       |          |
| 11/17/2016 | PACKAGE PRICING SET  |          |
| 11/01/2016 | 100% DEVELOPMENT SET |          |
| 10/12/2014 | ISSUED FOR DOB       |          |
| 02/05/2014 | DOB FILING SET       |          |

Project: **City View Tower at Court Square**  
 23-15 44th Drive  
 Long Island City, NY 11101

Client: **Cityview Tower LLC**  
 112-15 NORTHERN BLVD, CF-2  
 CORONA, NY 11368  
 (718) 321-8552

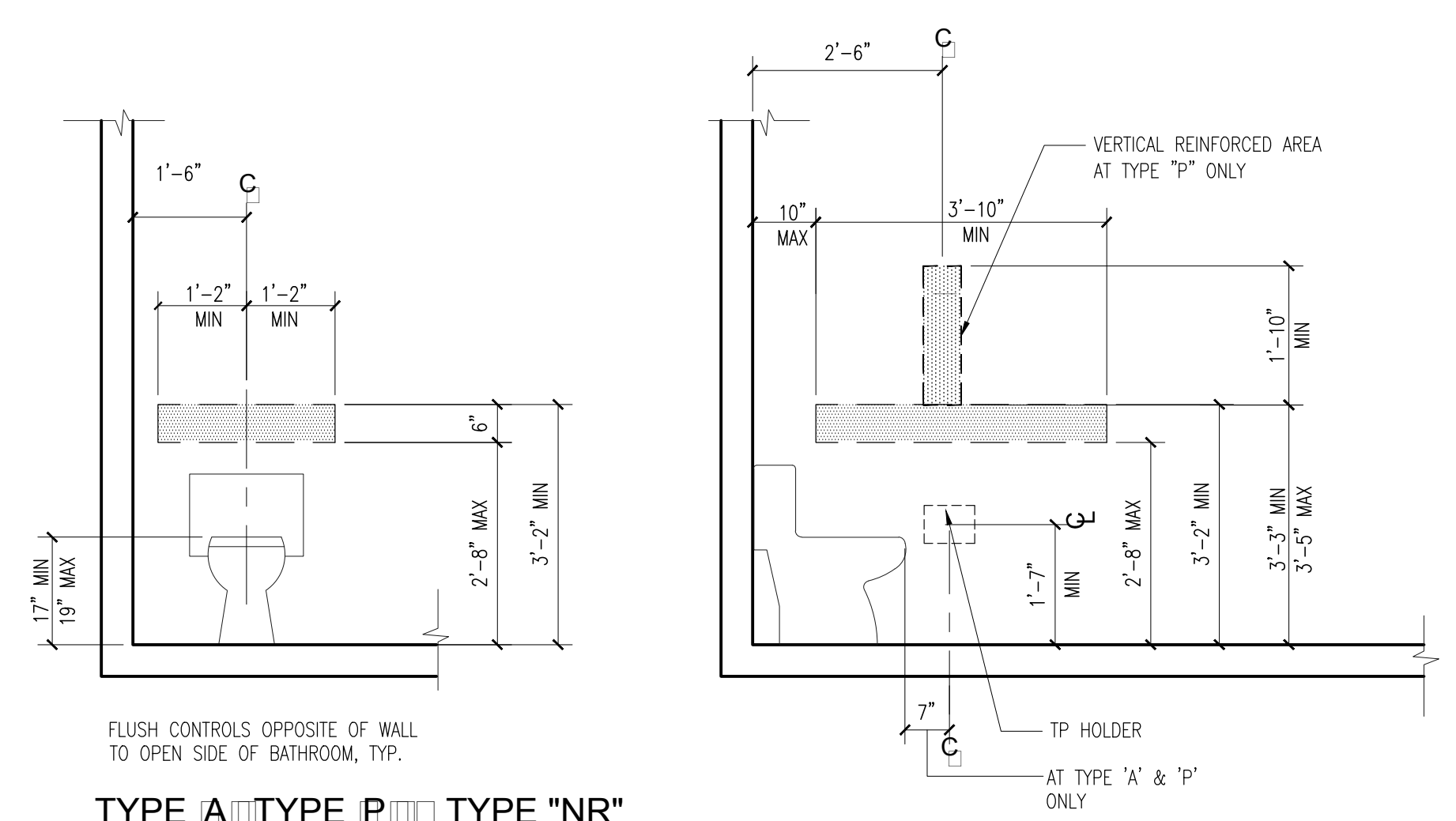
Architect: **HILL | WEST ARCHITECTS**  
 11 BROADWAY  
 17TH FLOOR  
 NEW YORK, NY 10004  
 T. 212 213 8007

Consultant: **DESIMONE CONSULTING ENGINEERS**  
 140 Broadway 25th Floor  
 New York, NY 10005  
 (212) 532-2211  
**Cosentini Associates**  
 Two Pennsylvania Plaza, 3rd FL.  
 New York, NY 10121  
 (212) 615-3600  
**Whitehall**  
 11 Broadway, 17th Floor  
 New York, NY 10004  
 (212) 908-4940

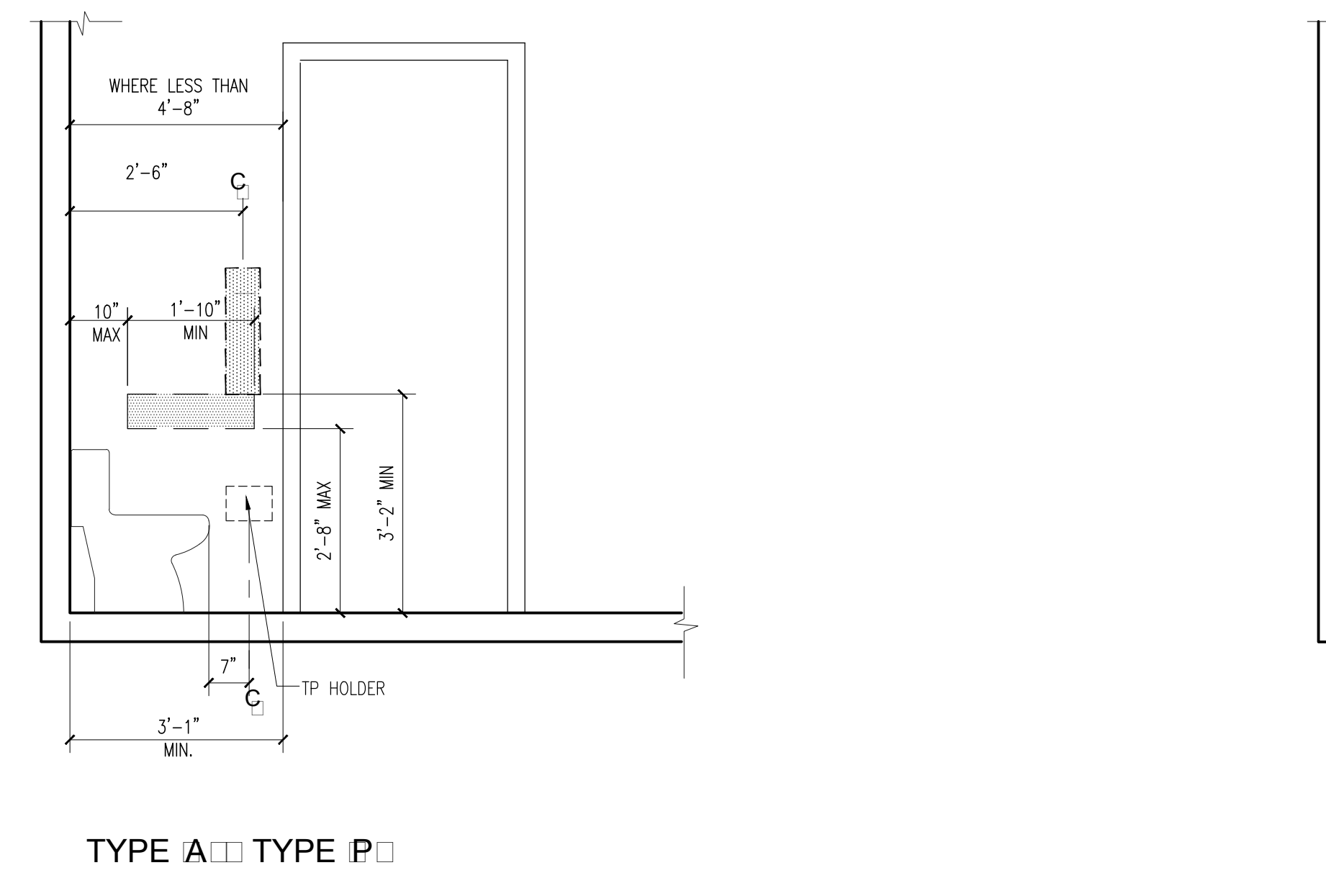
DOB STAMPS & SIGNATURES:

DWG TITLE: **BATHROOMS DETAILS**

SEAL & SIGNATURE: [Signature] DATE: 01/18/2017  
 PROJECT # 15512  
 SCALE AS NOTED  
**A-604.00**  
 DWG NO. 049 OF 58



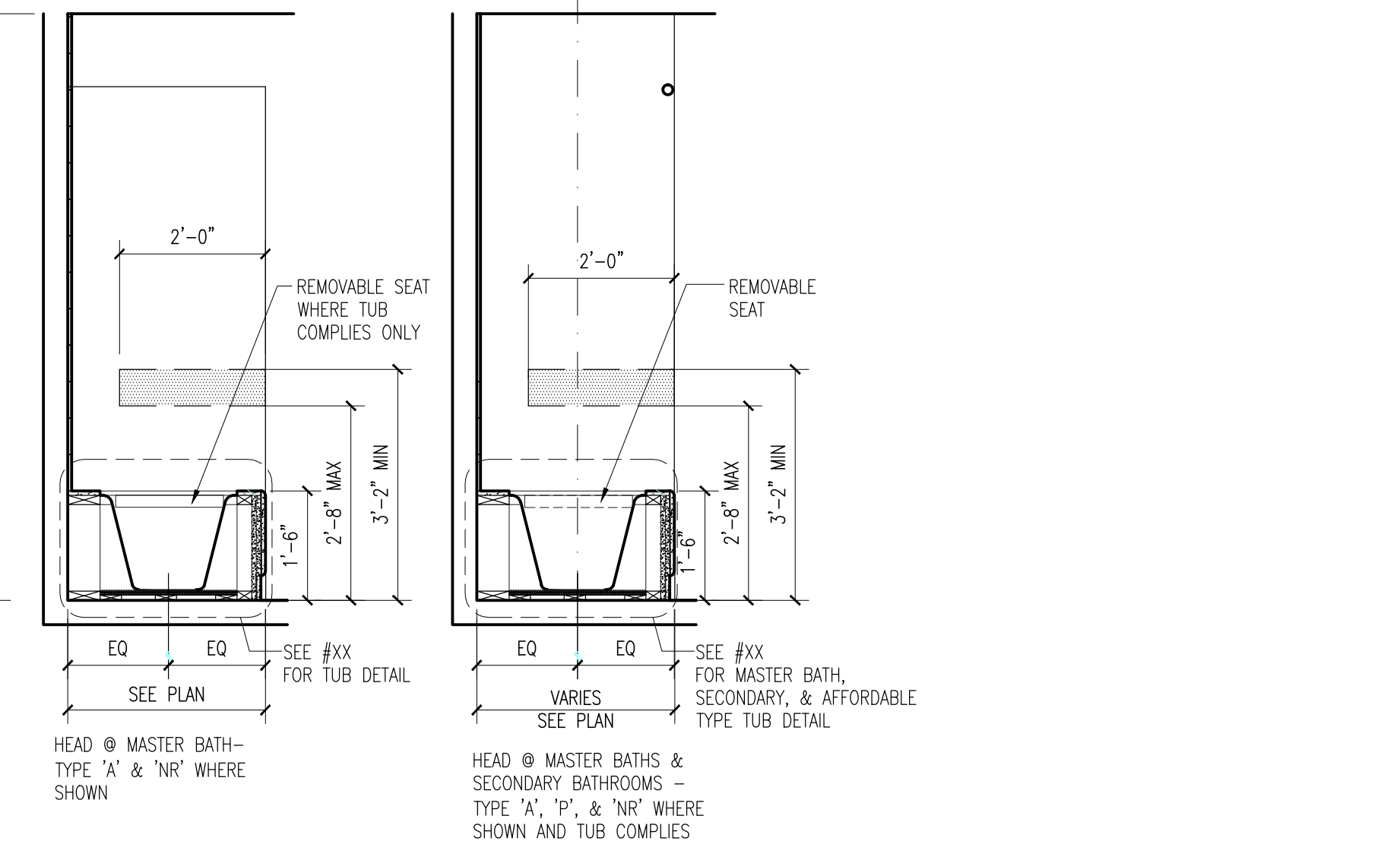
TYPE A TYPE P TYPE NR  
**7 Reinforced Areas & Requirements @ WC**  
 Scale: 1/2"=1'



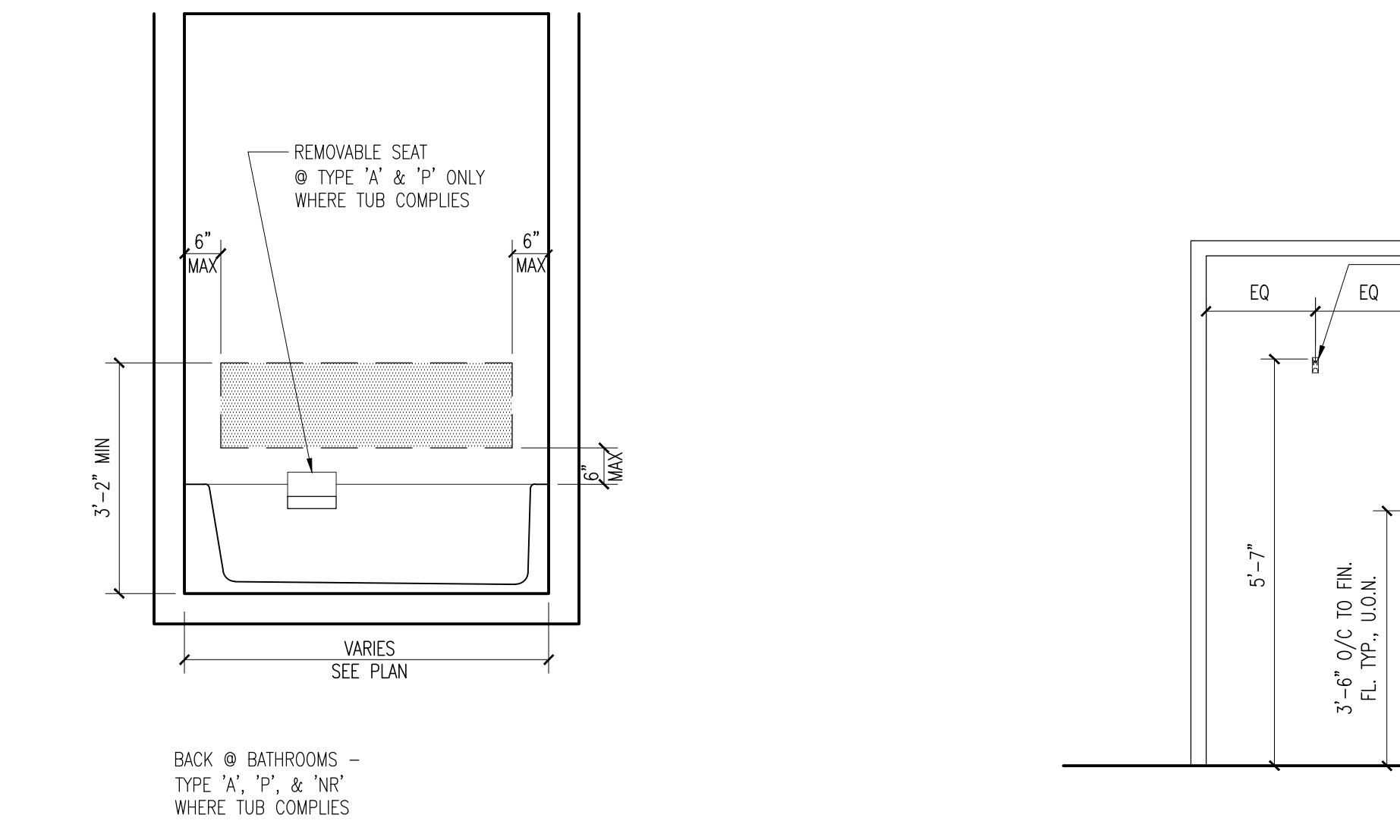
TYPE A TYPE P  
**7 Reinforced Areas & Requirements @ WC**  
 Scale: 1/2"=1'




TYPE NR  
**6 Reinforced Areas & Requirements @ WC**  
 Scale: 1/2"=1'



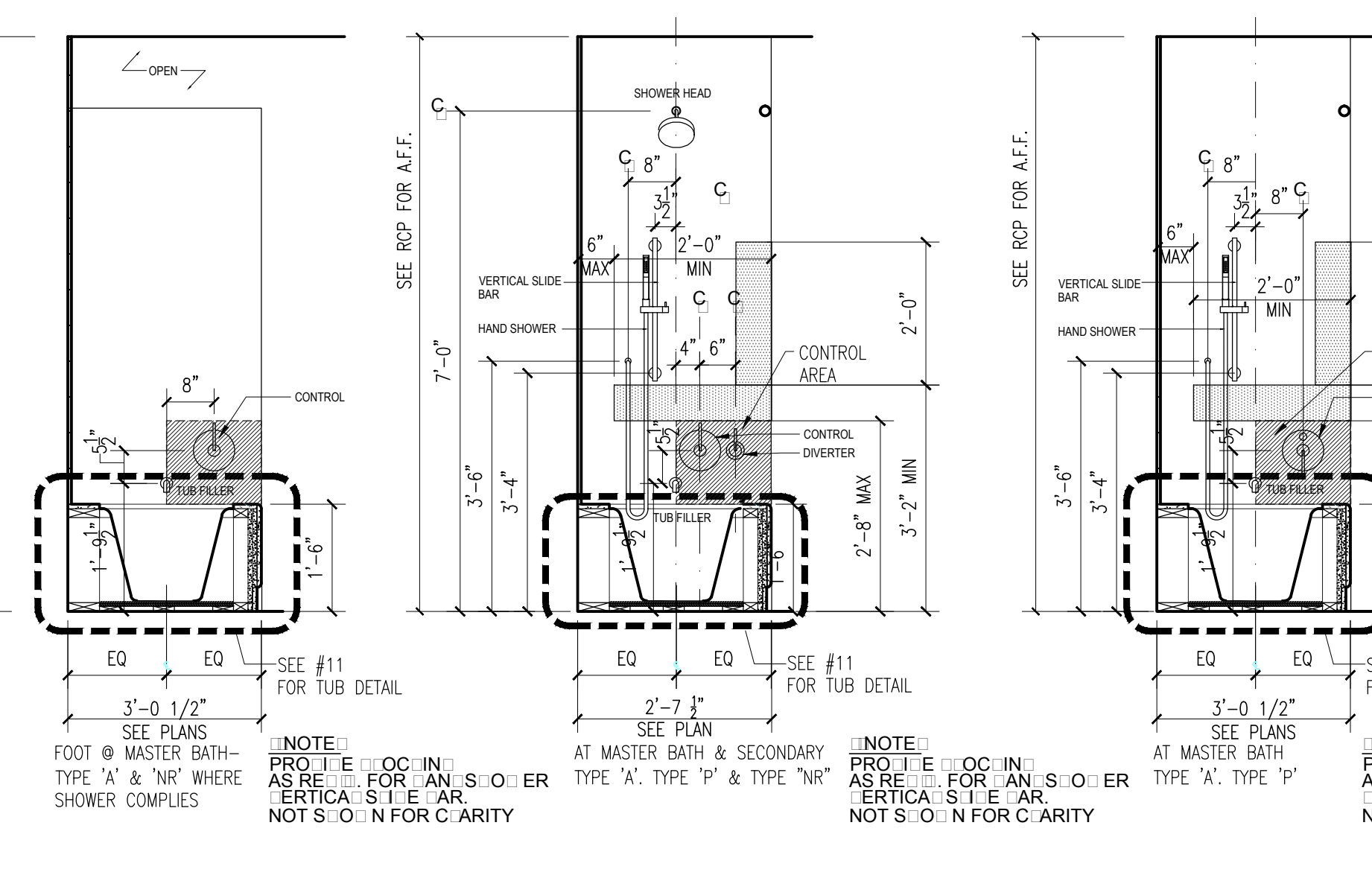
**5 Reinforced Areas @ Tub Head**  
 Scale: 1/2"=1'



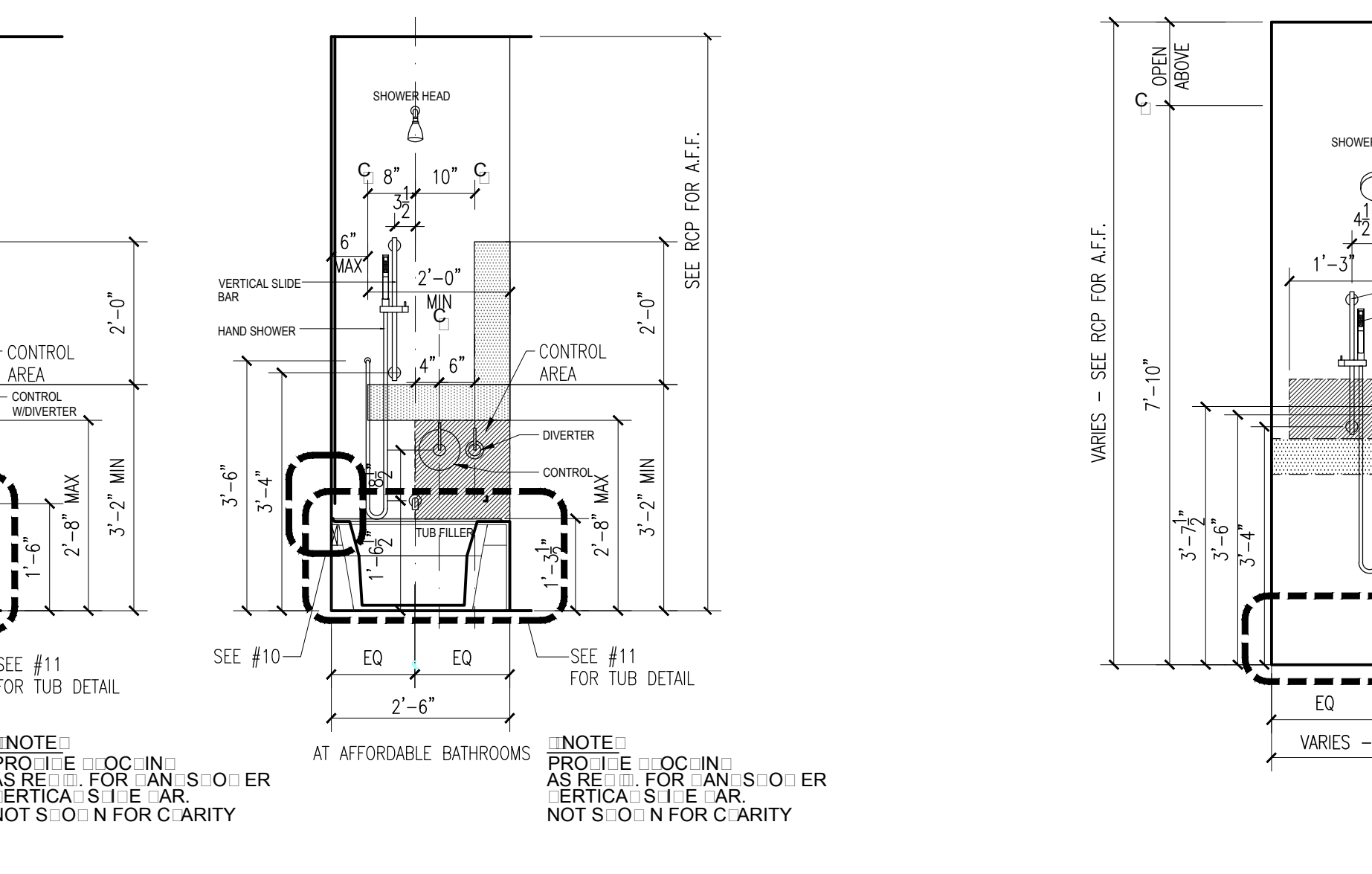
**4 Reinforced Areas @ Tub Back**  
 Scale: 1/2"=1'



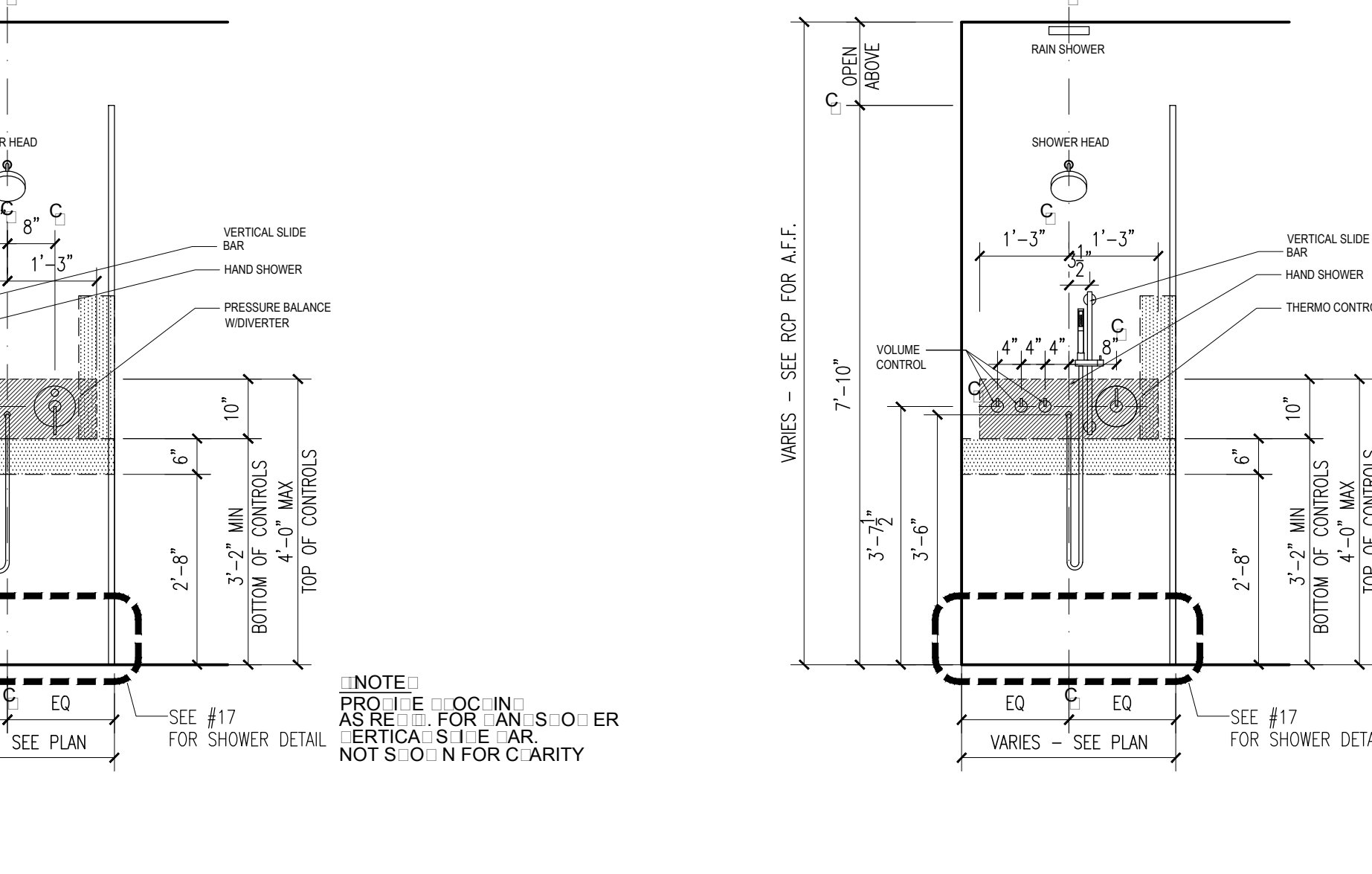
**3 Robe Hook & Switches @ Door**  
 Scale: 1/2"=1'



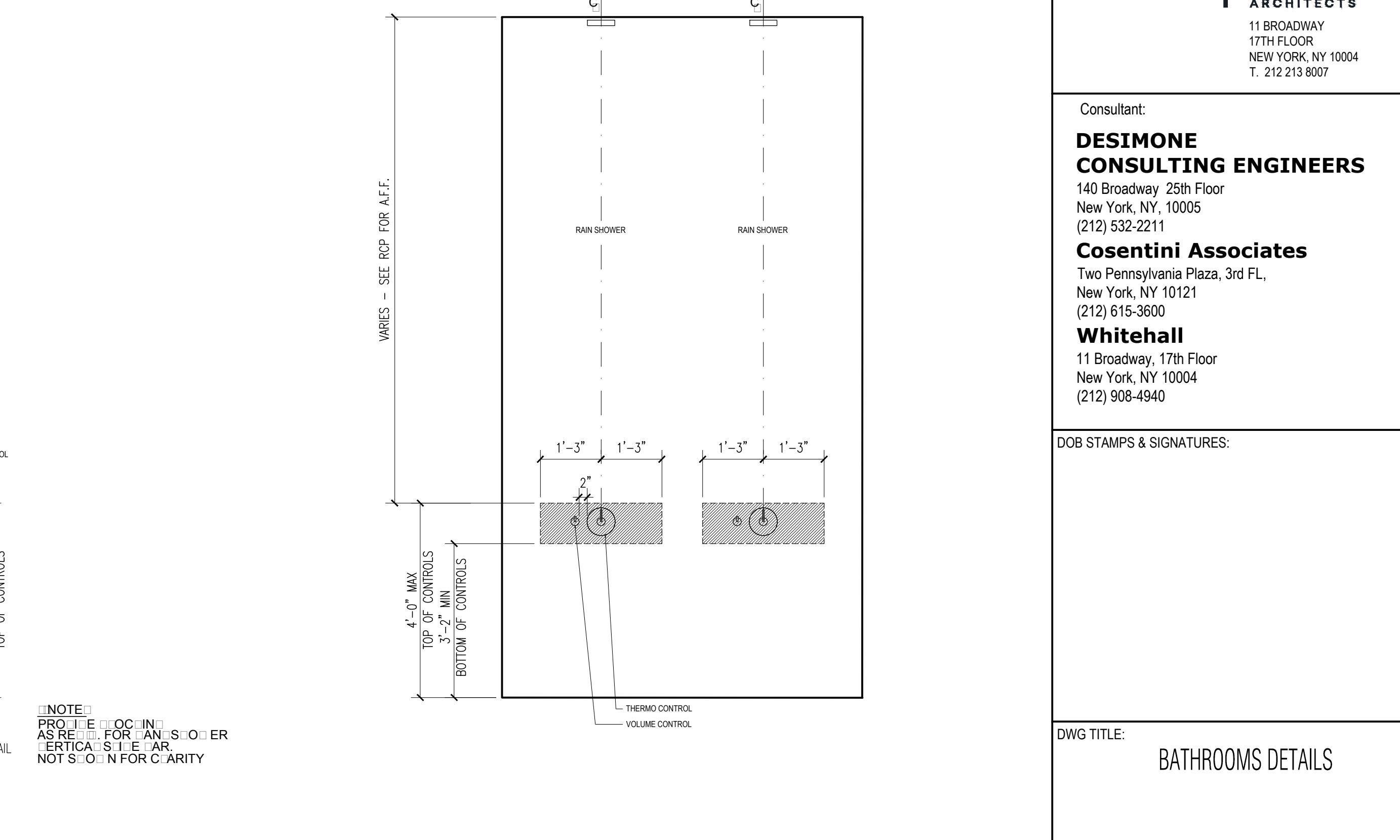
**2 Reinforced Areas & Control Locations @ Tub**  
 Scale: 1/2"=1'



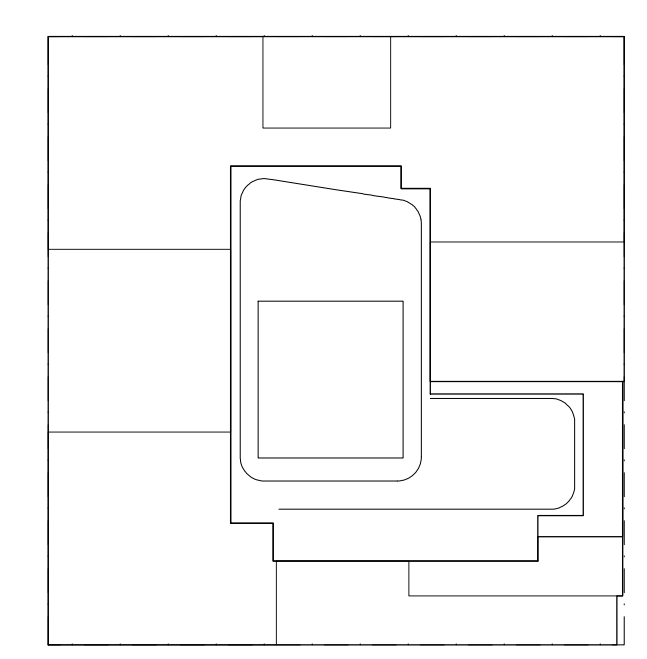
**1 Reinforced Areas & Control Locations @ Showers**  
 Scale: 1/2"=1'



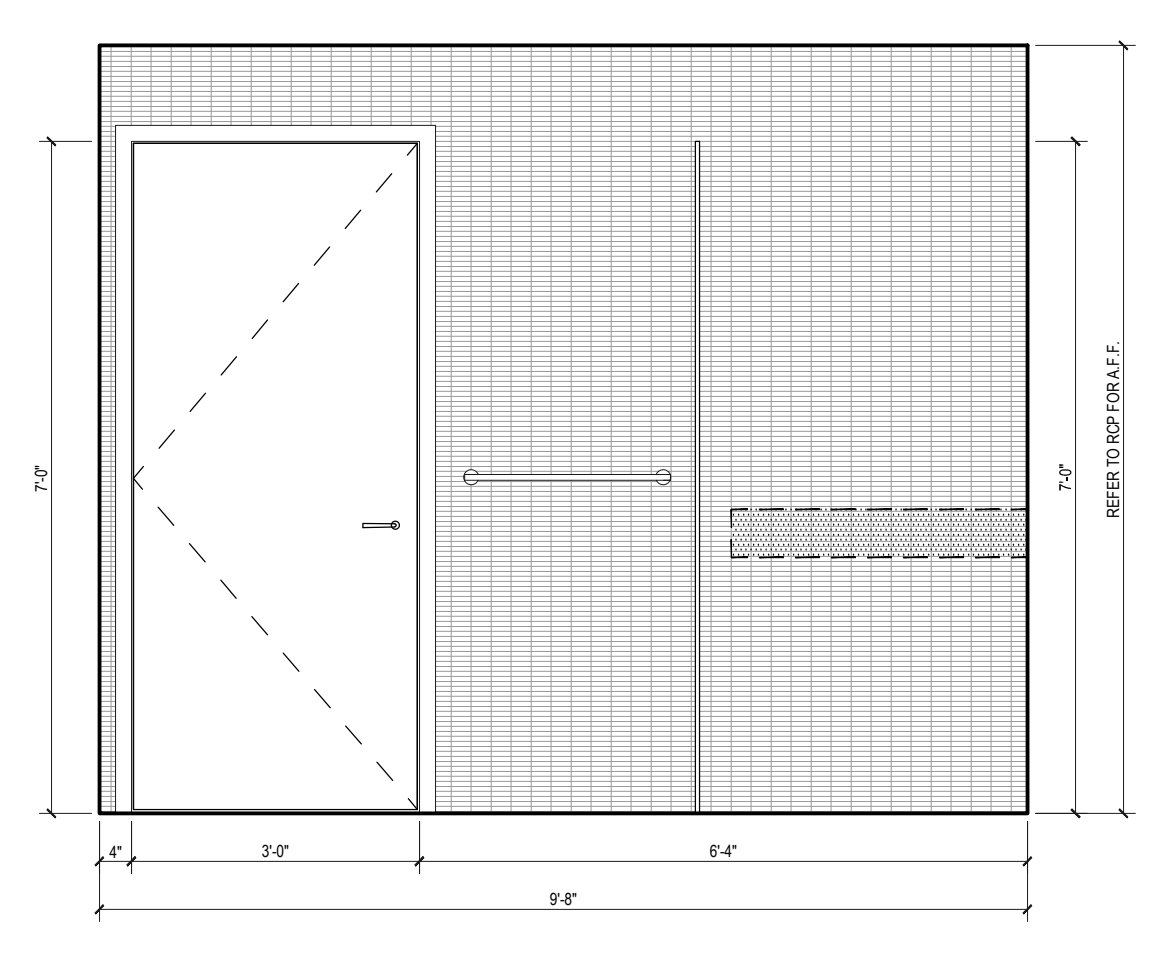
**1 Reinforced Areas & Control Locations @ Showers**  
 Scale: 1/2"=1'



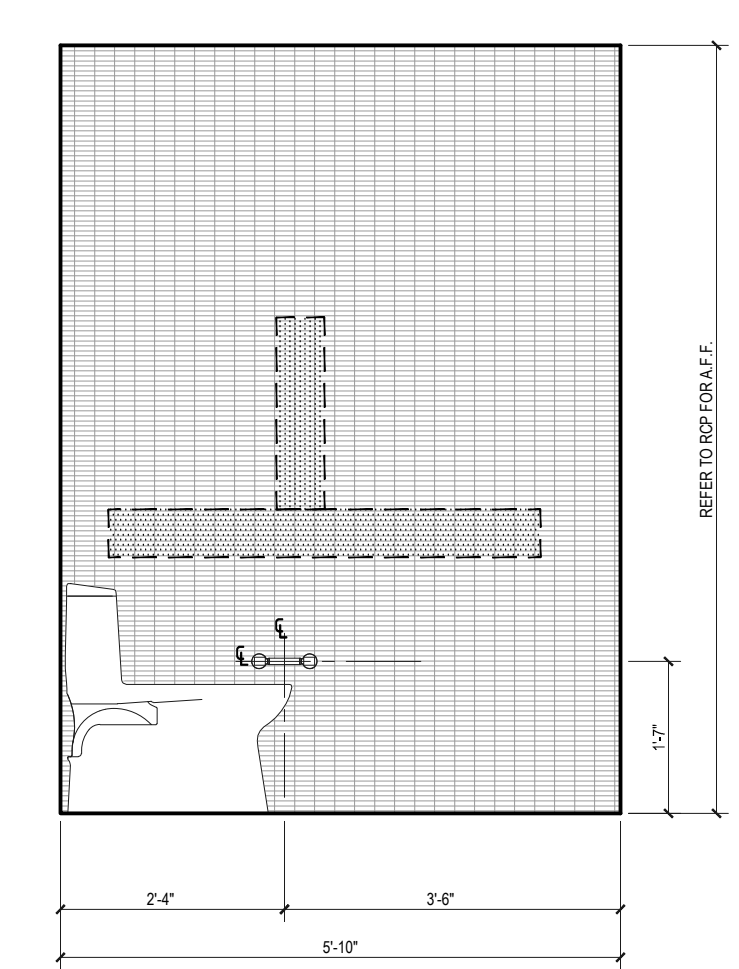
**1 Reinforced Areas & Control Locations @ Showers**  
 Scale: 1/2"=1'



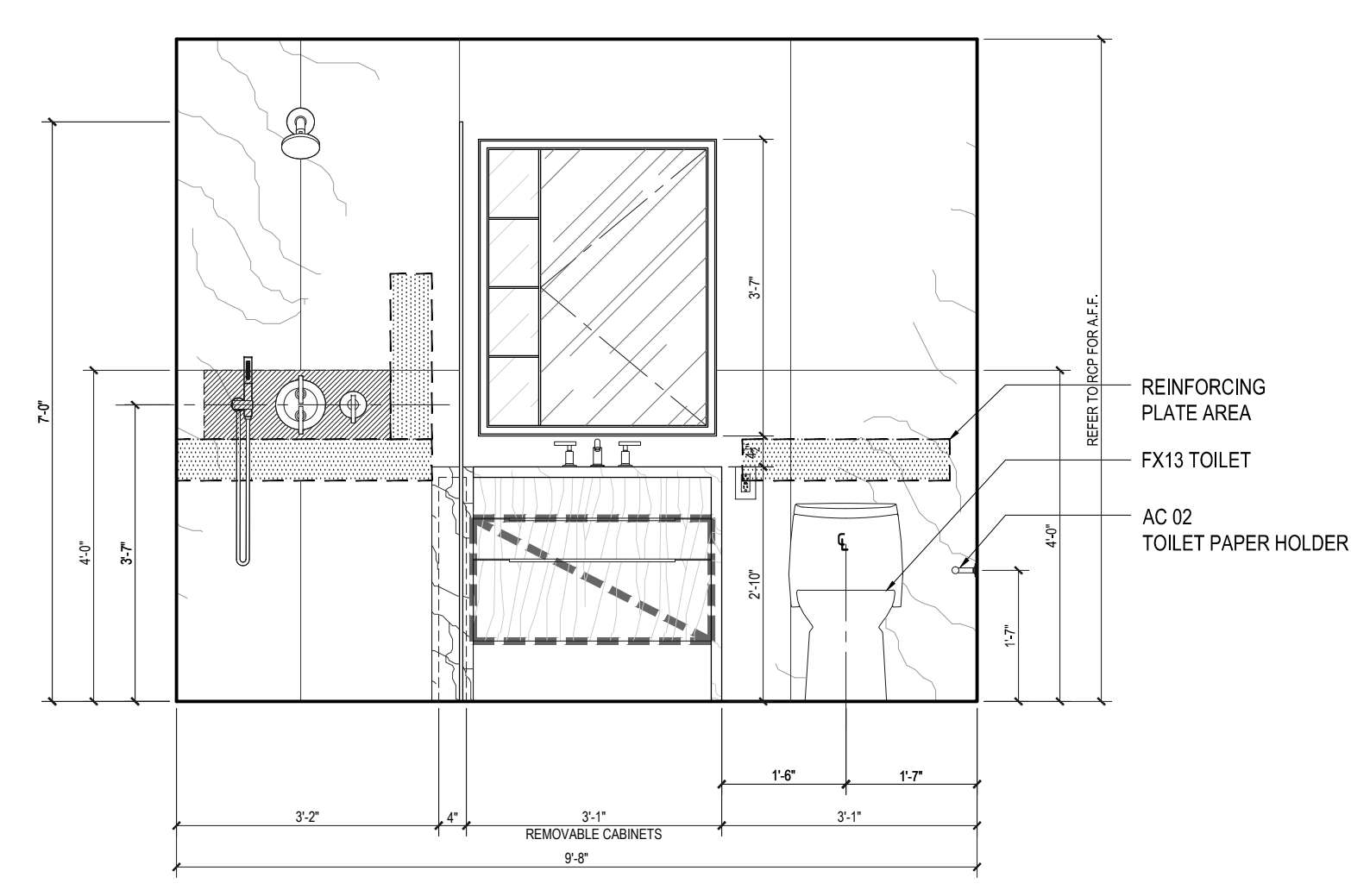
**NOTES:**  
 NOTES:  
 1. SUBMIT SHOP DRAWINGS AND MOCK-UPS FOR INTERIOR DESIGNER & OWNER APPROVAL PRIOR TO FABRICATION.



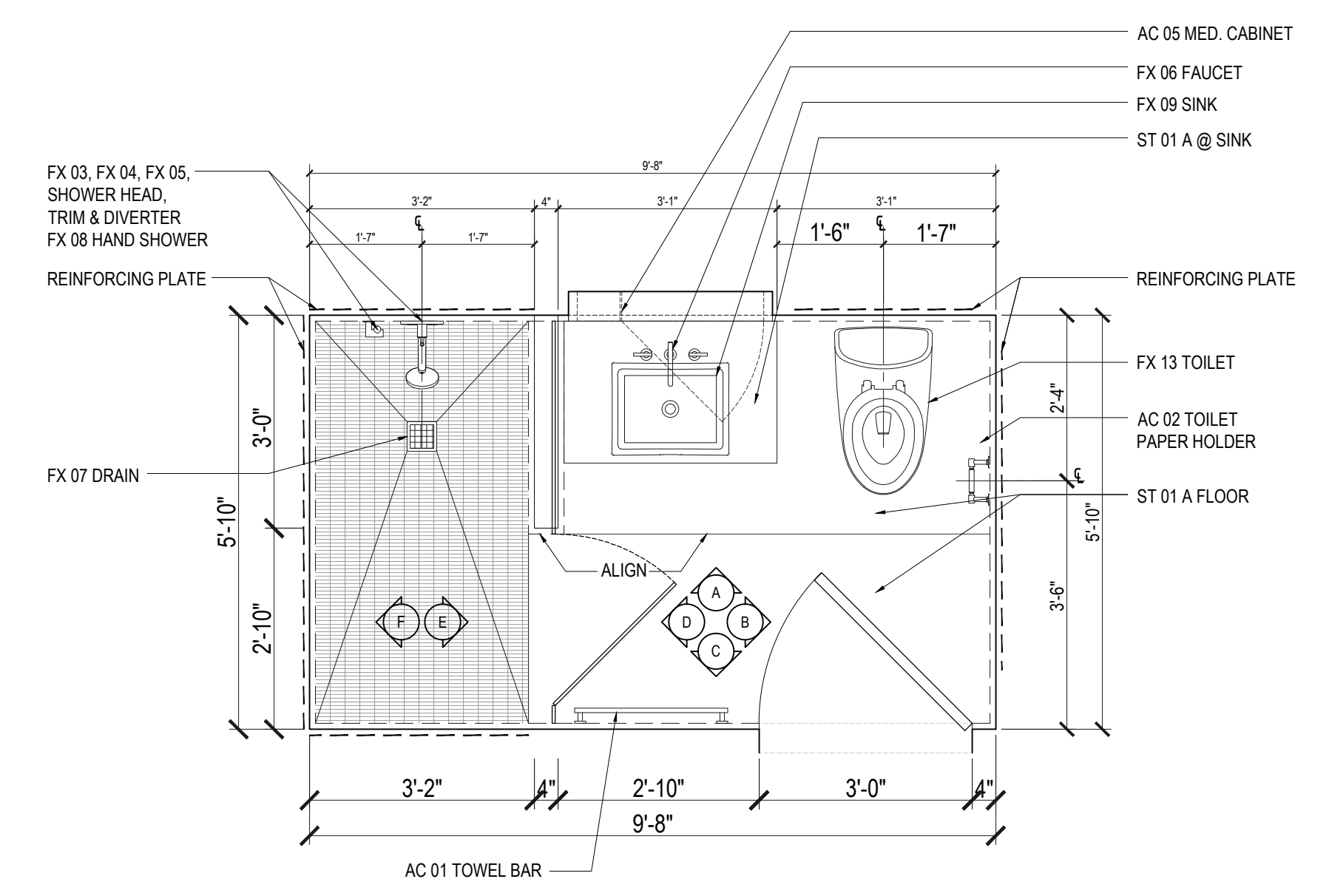
**C ELEVATION B**  
 Scale: 1/2"=1'



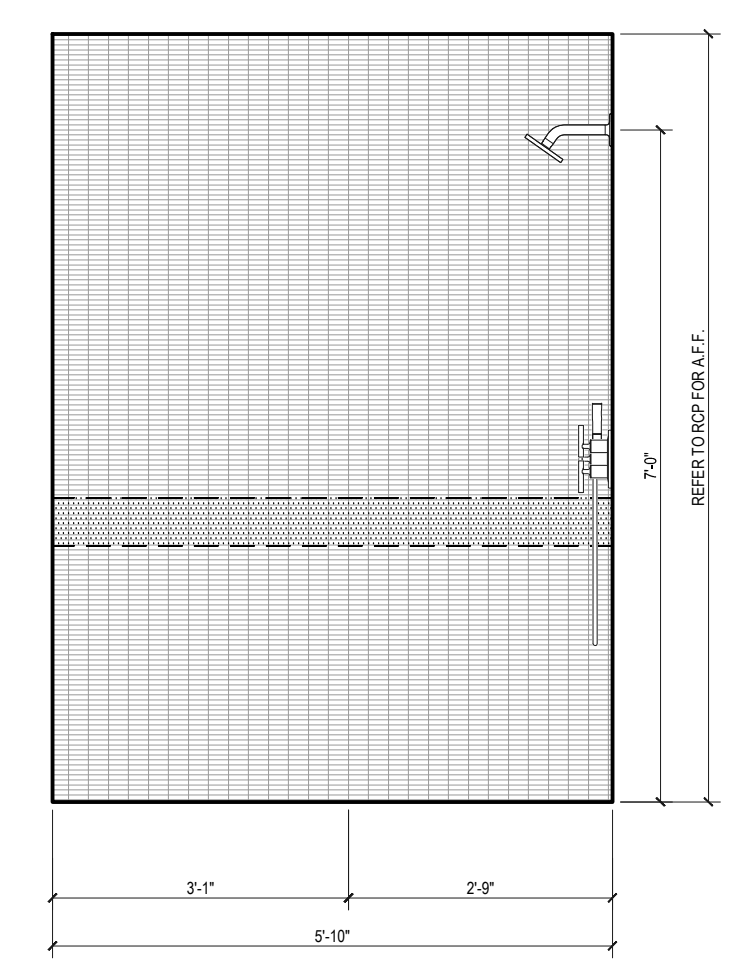
**B ELEVATION B**  
 Scale: 1/2"=1'



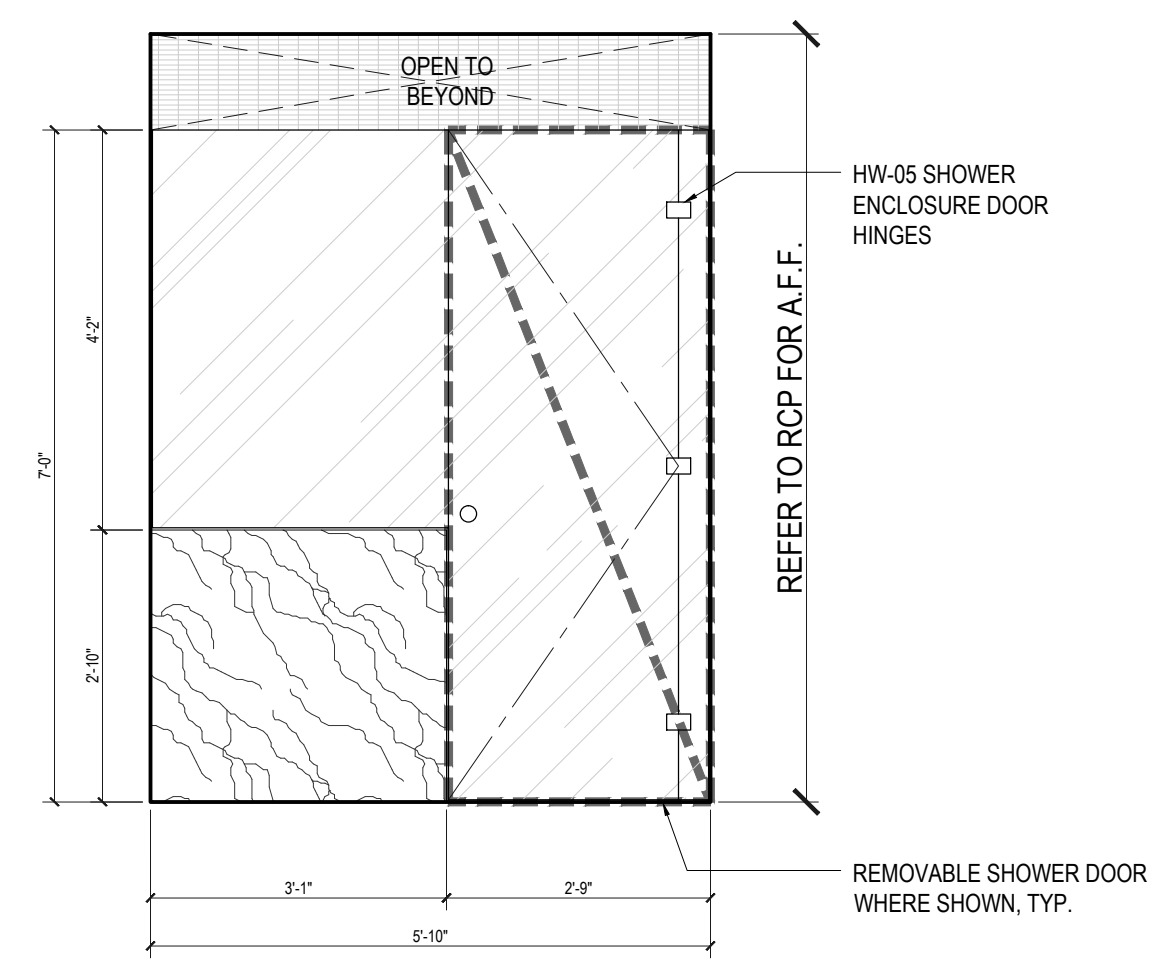
**A ELEVATION A**  
 Scale: 1/2"=1'



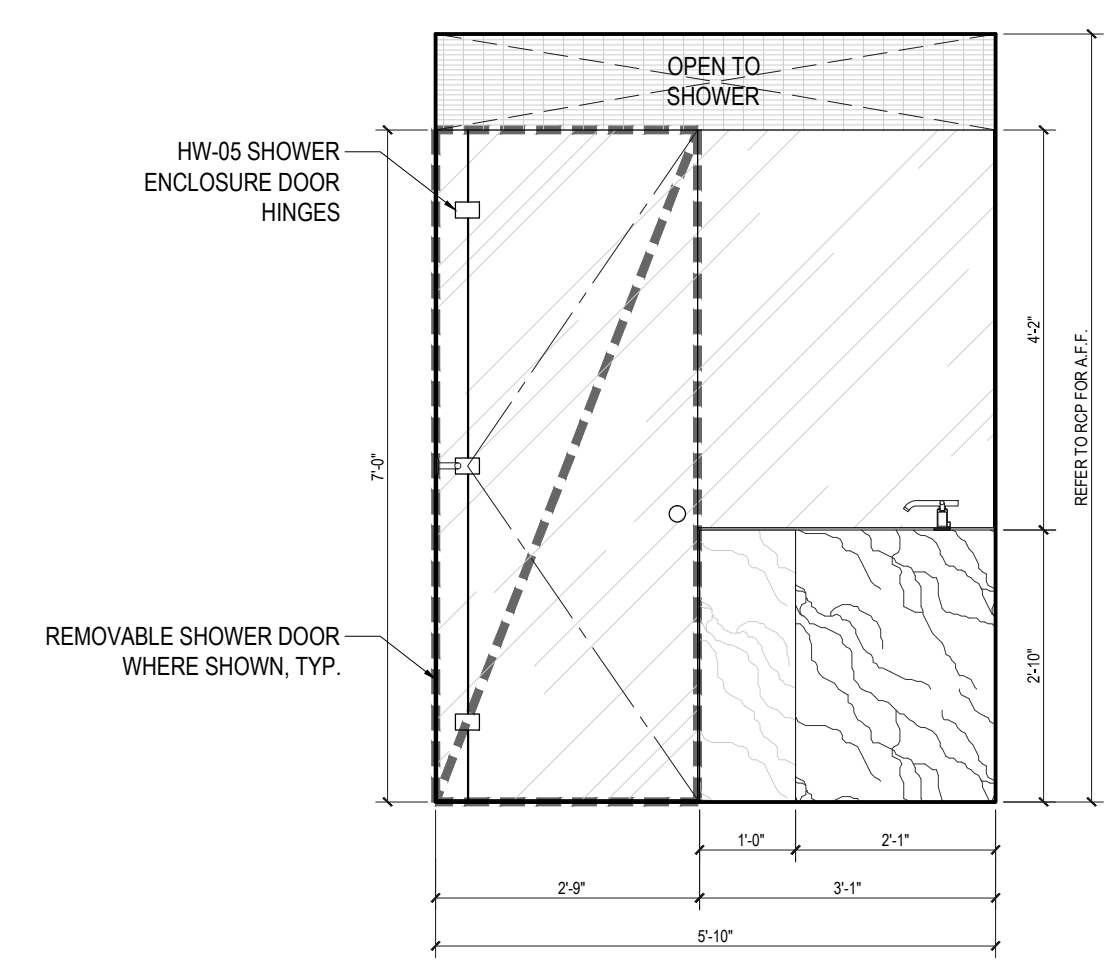
**1 PLAN TYPE MB-01**  
 Scale: 1/2"=1'



**F ELEVATION A**  
 Scale: 1/2"=1'



**E ELEVATION A**  
 Scale: 1/2"=1'



**D ELEVATION A**  
 Scale: 1/2"=1'

REFER TO INTERIOR DRAWINGS FOR ADDITIONAL INFORMATION, TYP.  
 DIMENSIONS ARE TO FINISH GYPSUM BOARD, TYP.

| FLOOR     | APARTMENT(S)               | REMARKS (CHECK PLANS FOR ORIENTATION) | PLAN  |
|-----------|----------------------------|---------------------------------------|-------|
| 3RD       | 03, 08                     |                                       | A-103 |
| 4TH       | 03, 08                     |                                       | A-104 |
| 5TH       | 05, 06, 08, 11, 29, 31, 32 |                                       | A-105 |
| 6TH       | 05, 06, 08, 11, 29, 31, 32 |                                       | A-106 |
| 7TH       | 02                         |                                       | A-107 |
| 8TH-19TH  | 02, 03                     |                                       | A-108 |
| 20TH-35TH | 02, 03                     |                                       | A-110 |
| 37TH      | 02, 10, 11                 |                                       | A-111 |
| 38TH-50TH | 01, 02, 10, 11             |                                       | A-112 |
| 51ST-61ST | 01, 02, 10, 11             |                                       | A-113 |
| 62ND      | 01, 02, 08, 10             |                                       | A-114 |
| 63RD-66TH | 01, 02, 06, 07, 08         |                                       | A-115 |

NOT FOR CONSTRUCTION

| Number     | Date | Revision                |
|------------|------|-------------------------|
| 01/18/2017 |      | ISSUED FOR DOB          |
| 03/01/2017 |      | ISSUED FOR DOB          |
| 02/14/2017 |      | ISSUED FOR DOB          |
| 01/27/2017 |      | SUPERSUBSTRUCTURE SET   |
| 01/25/2017 |      | ISSUED FOR DOB          |
| 11/17/2016 |      | FACE FRAMING SET        |
| 11/01/2016 |      | 100% DOB/FURNISHING SET |
| 10/12/2016 |      | ISSUED FOR DOB          |
| 02/01/2016 |      | DOB FILING SET          |

Project: **City View Tower at Court Square**  
 23-15 44th Drive  
 Long Island City, NY 11101

Client: **Cityview Tower LLC**  
 112-15 NORTHERN BLVD, CF-2  
 CORONA, NY 11368  
 (718) 321-8552

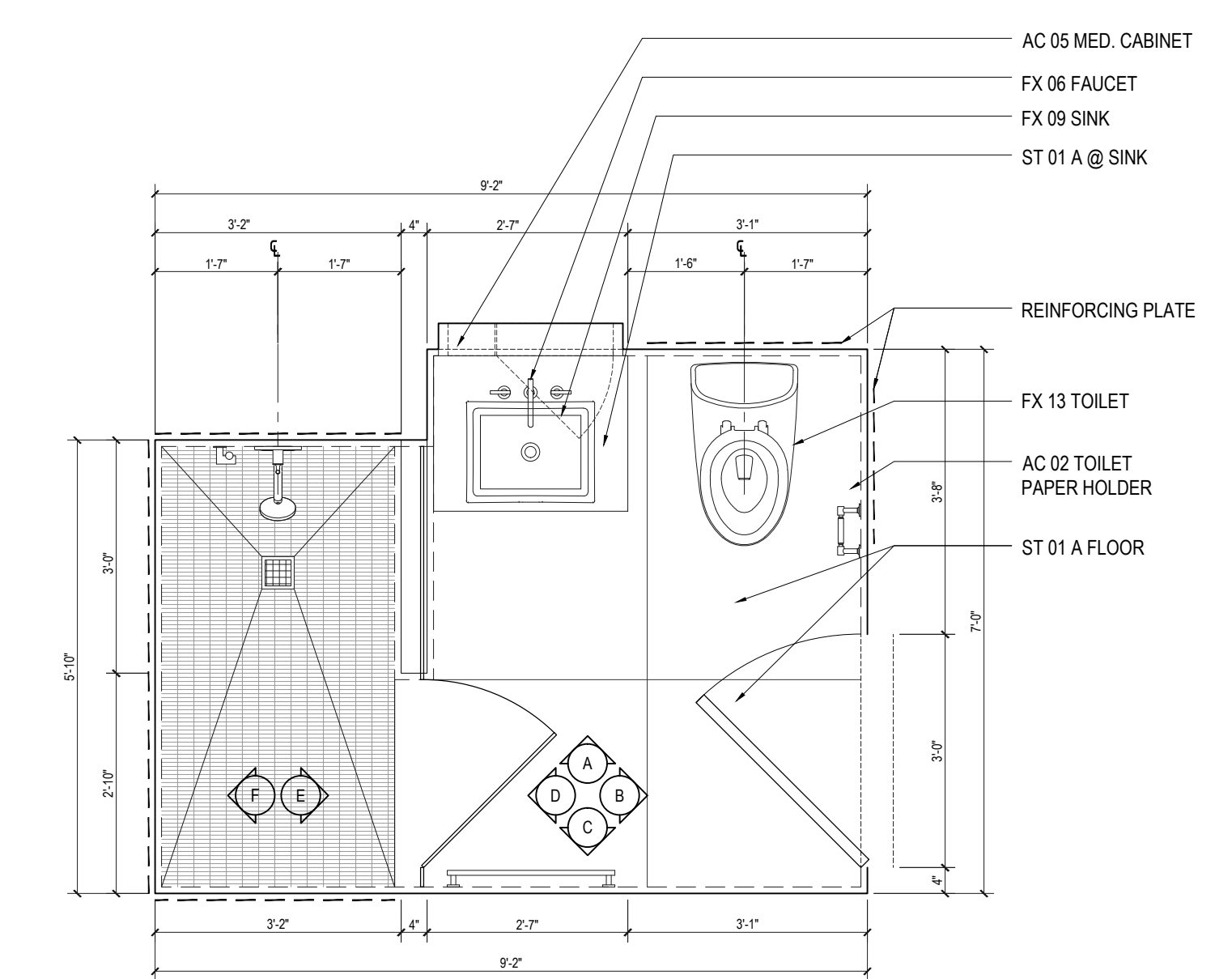
Architect: **HILL | WEST ARCHITECTS**  
 11 BROADWAY  
 17TH FLOOR  
 NEW YORK, NY 10004  
 T. 212 213 8007

Consultant: **DESIMONE CONSULTING ENGINEERS**  
 140 Broadway 25th Floor  
 New York, NY, 10005  
 (212) 532-2211  
**Cosentini Associates**  
 Two Pennsylvania Plaza, 3rd FL.  
 New York, NY 10121  
 (212) 615-3600  
**Whitehall**  
 11 Broadway, 17th Floor  
 New York, NY 10004  
 (212) 908-4940

DOB STAMPS & SIGNATURES:

DWG TITLE: **MASTER BATHROOM PLANS AND ELEVATIONS**

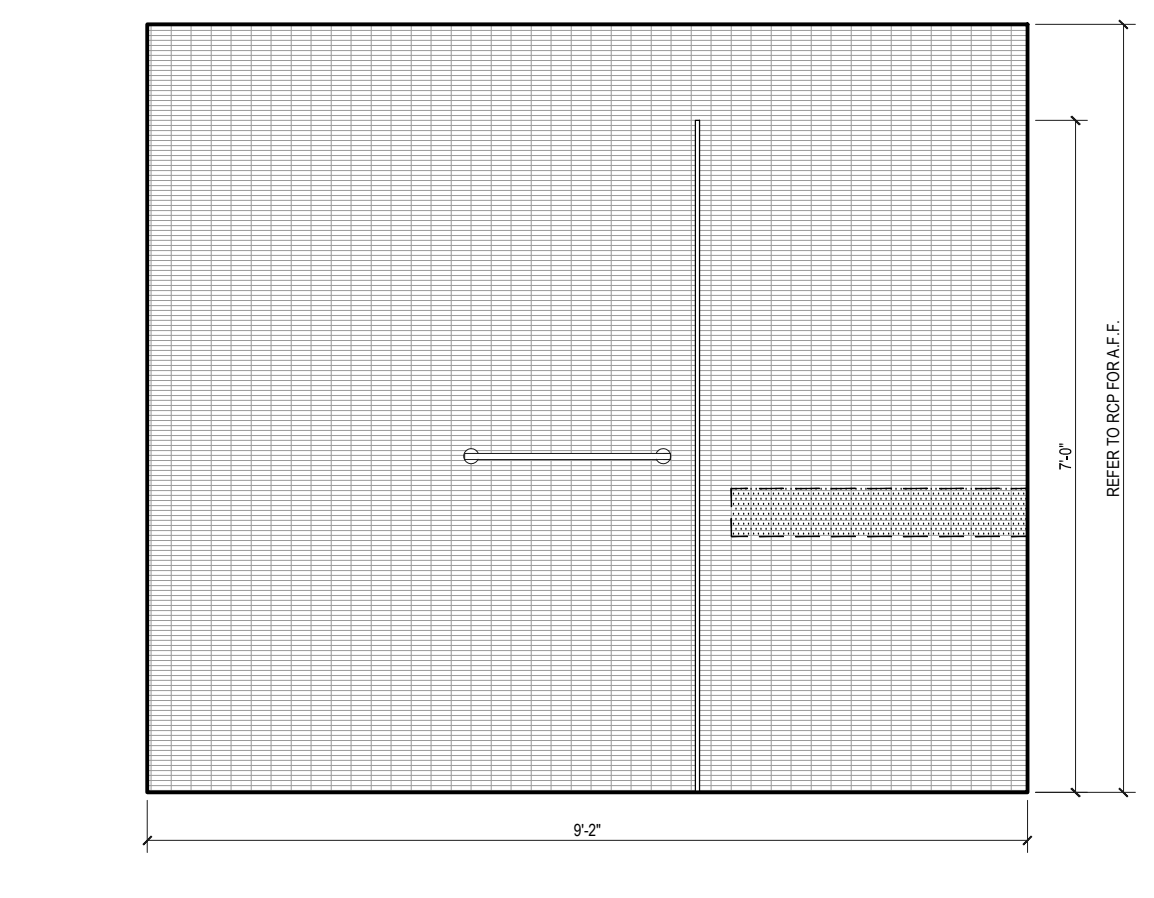
SEAL & SIGNATURE: [Signature]  
 DATE: 01/18/2017  
 PROJECT #: 15412  
 SCALE: AS NOTED  
**A-605.00**  
 DWG NO. 049 OF 58



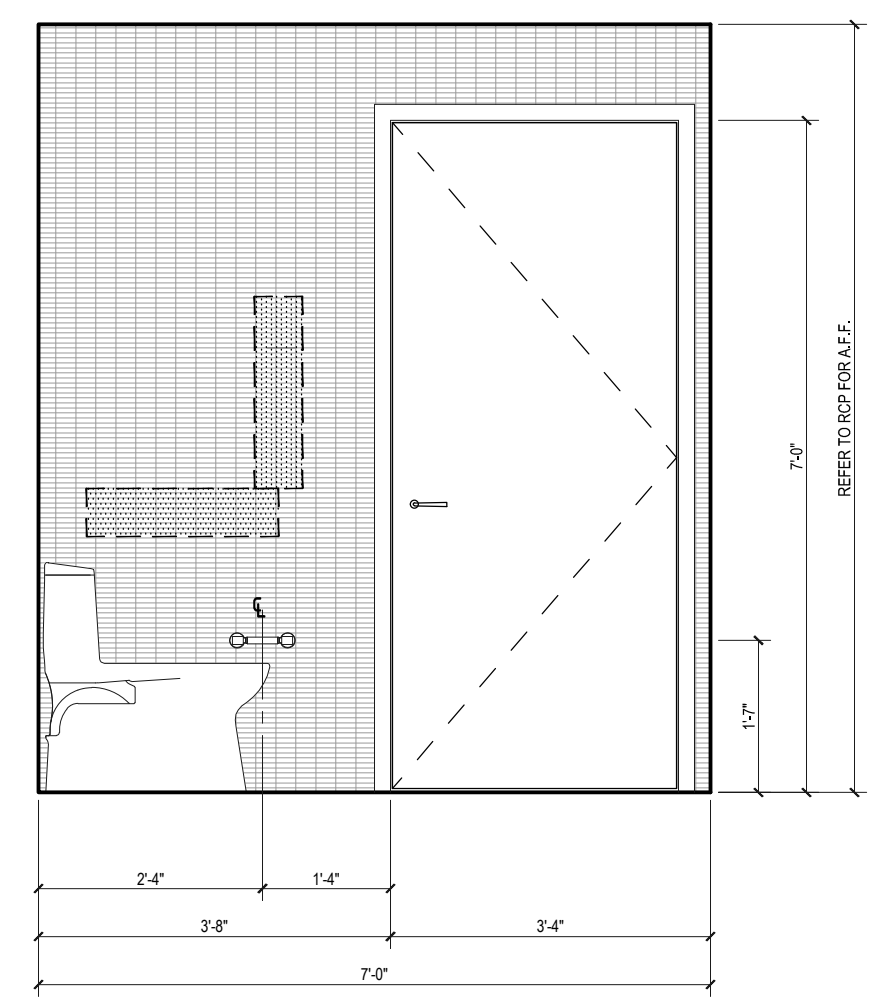
**2 PLAN TYPE MB-02**  
 Scale: 1/2"=1'

REFER TO INTERIOR DRAWINGS FOR ADDITIONAL INFORMATION, TYP.  
 DIMENSIONS ARE TO FINISH GYPSUM BOARD, TYP.

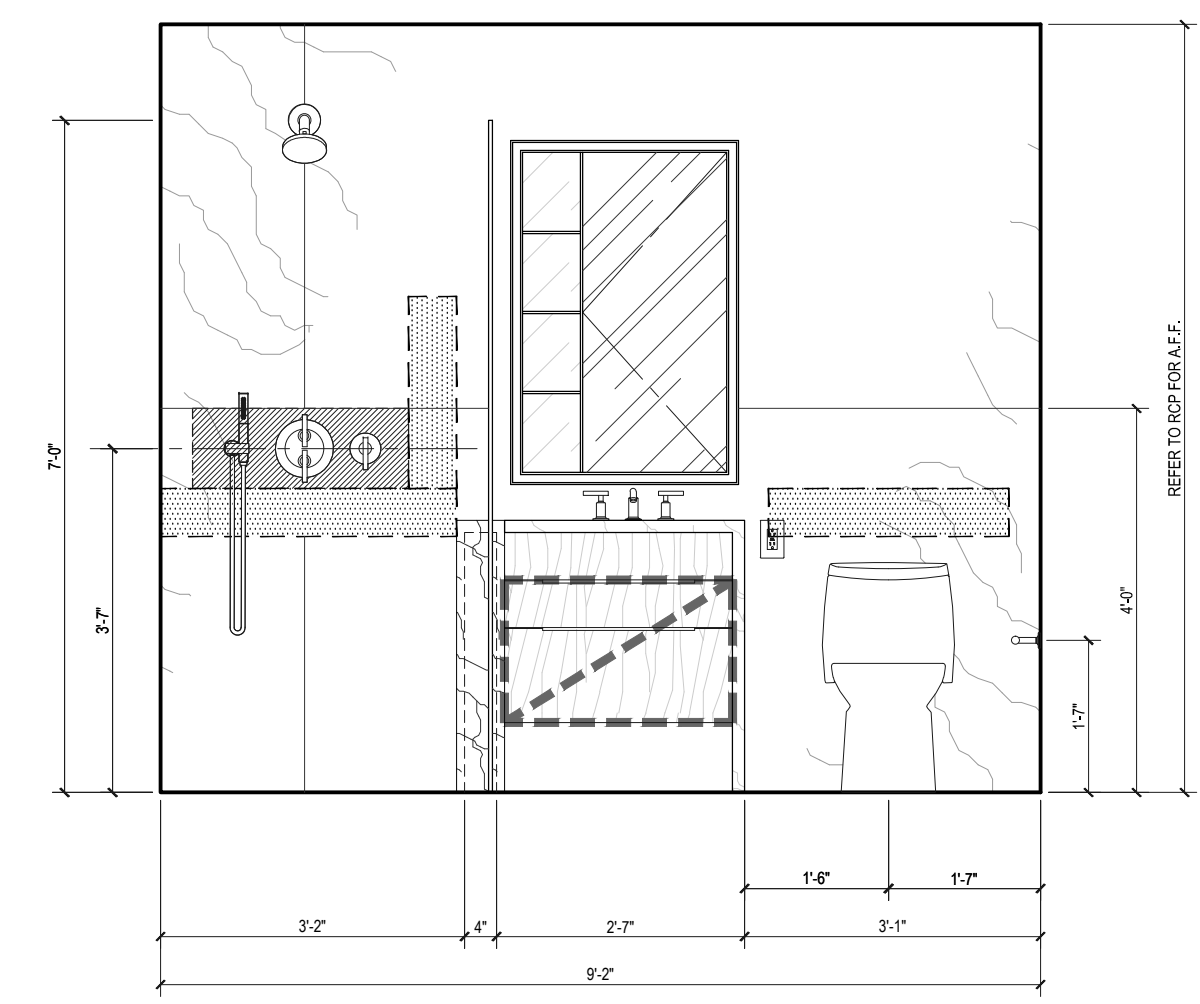
| FLOOR     | APARTMENT(S) | REMARKS (CHECK PLANS FOR ORIENTATION) | PLAN  |
|-----------|--------------|---------------------------------------|-------|
| 3RD       | G            |                                       | A-103 |
| 4TH       |              |                                       | A-103 |
| 5TH       |              |                                       | A-103 |
| 6TH       |              |                                       | A-103 |
| 7TH       |              |                                       | A-103 |
| 8TH-19TH  |              |                                       |       |
| 20TH-35TH |              |                                       |       |
| 37TH      |              |                                       |       |
| 38TH-50TH |              |                                       |       |
| 51ST-61ST |              |                                       |       |
| 62ND      |              |                                       |       |
| 63RD-66TH |              |                                       |       |



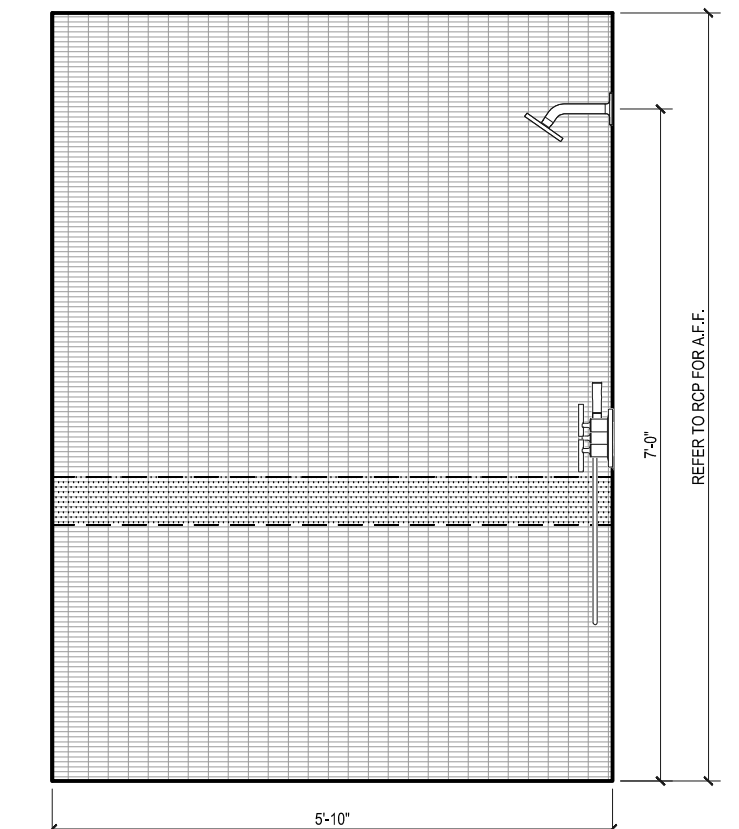
**C ELEVATION B**  
 Scale: 1/2"=1'



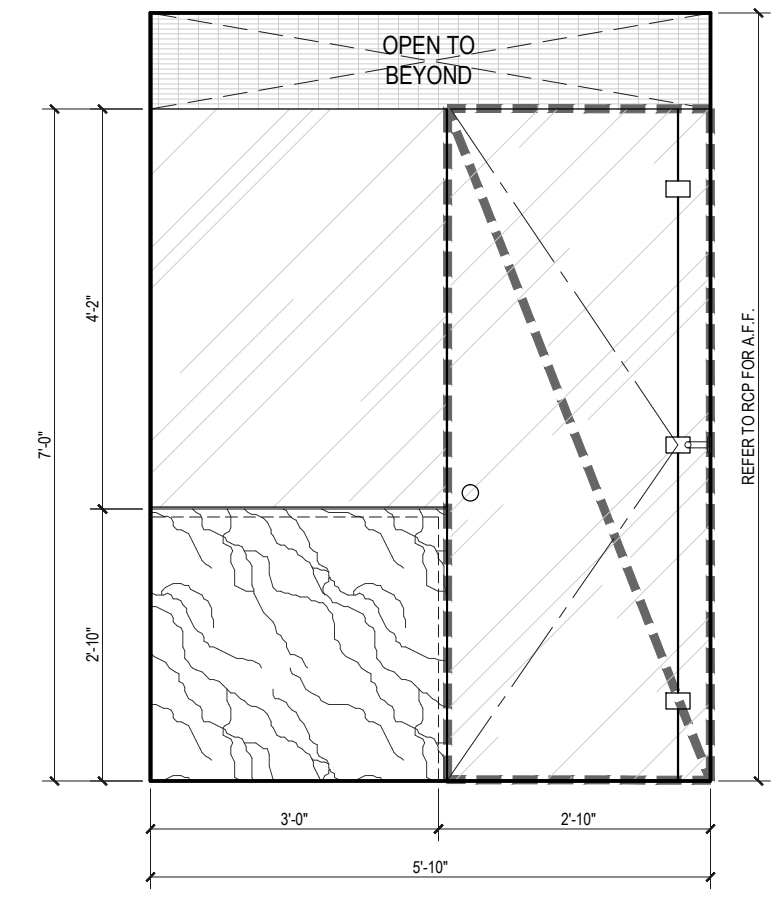
**B ELEVATION B**  
 Scale: 1/2"=1'



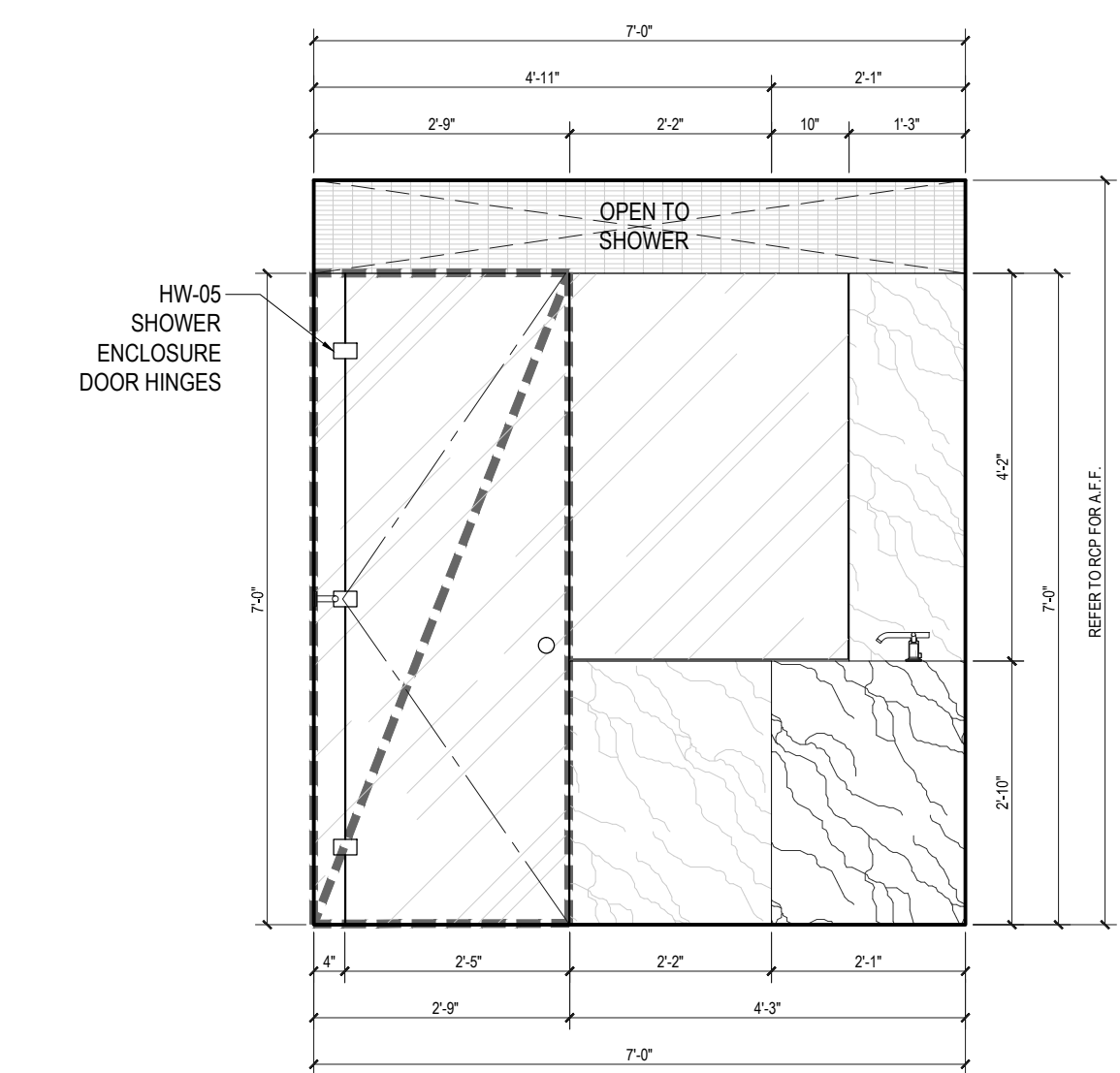
**A ELEVATION A**  
 Scale: 1/2"=1'



**F ELEVATION A**  
 Scale: 1/2"=1'

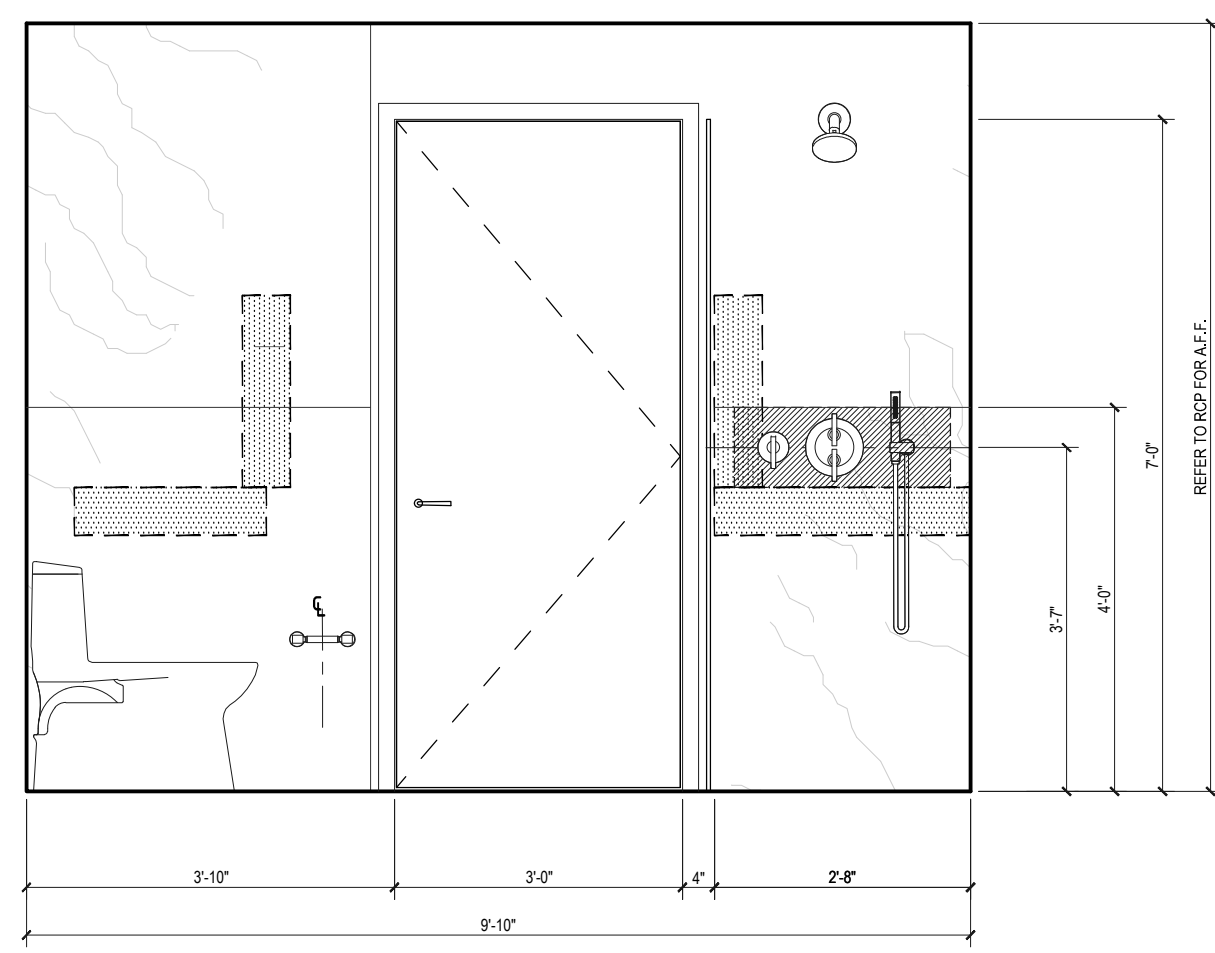


**E ELEVATION A**  
 Scale: 1/2"=1'

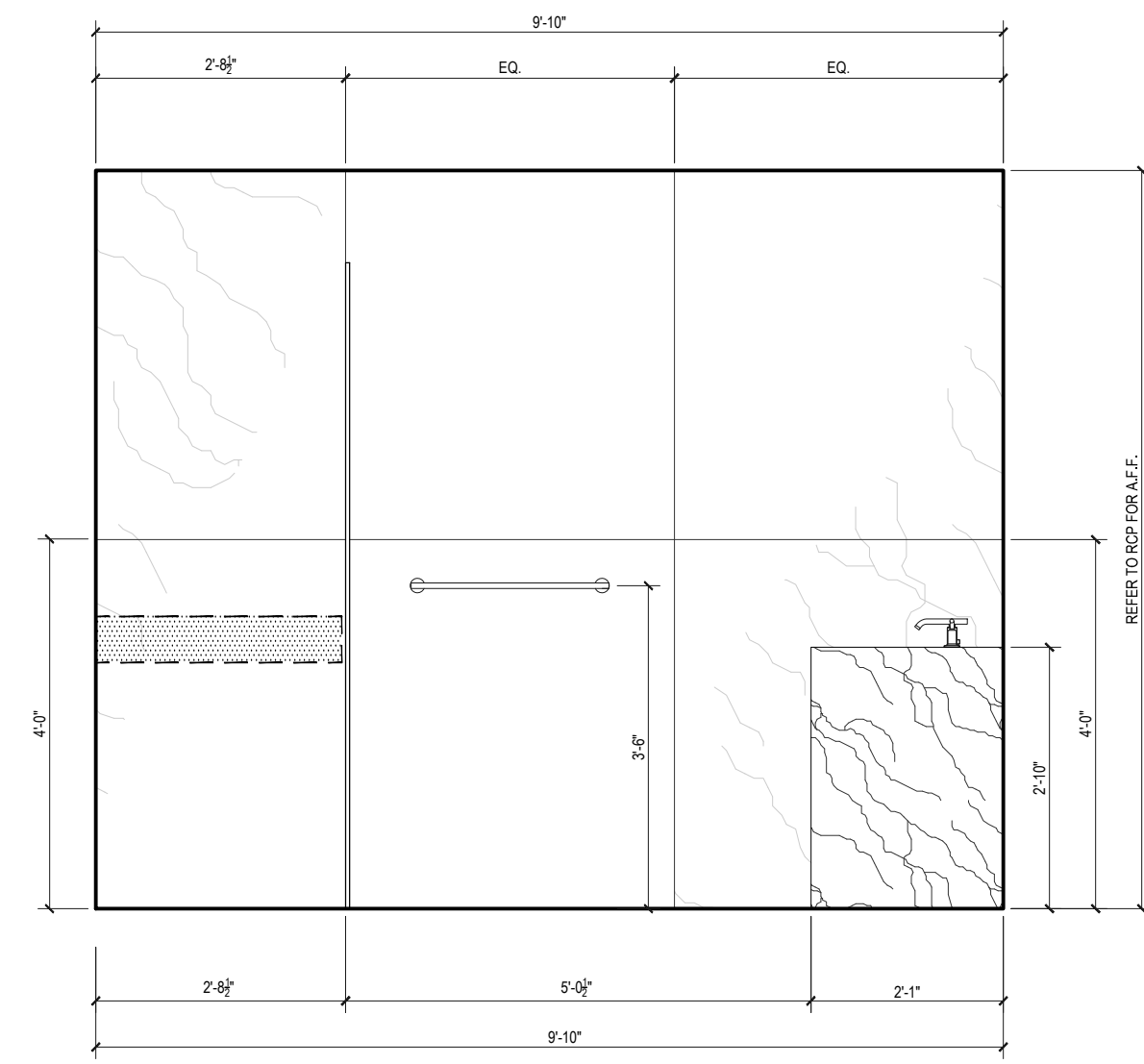


**D ELEVATION A**  
 Scale: 1/2"=1'

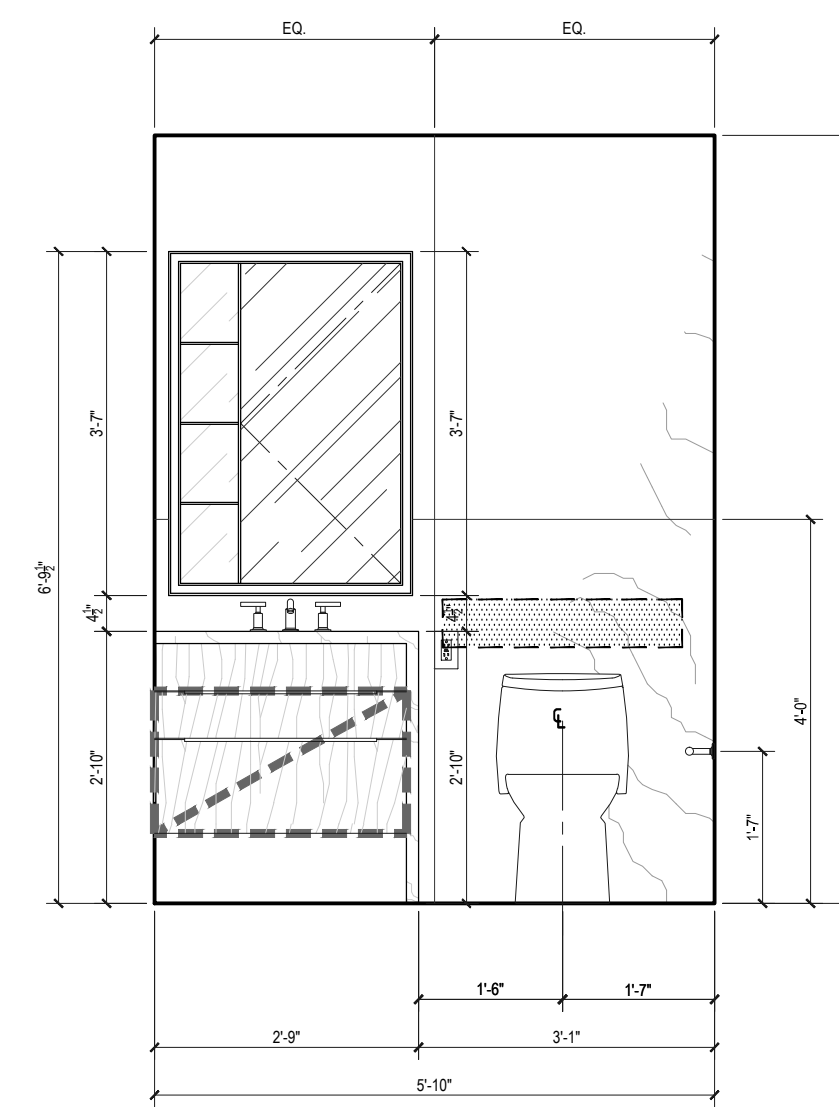




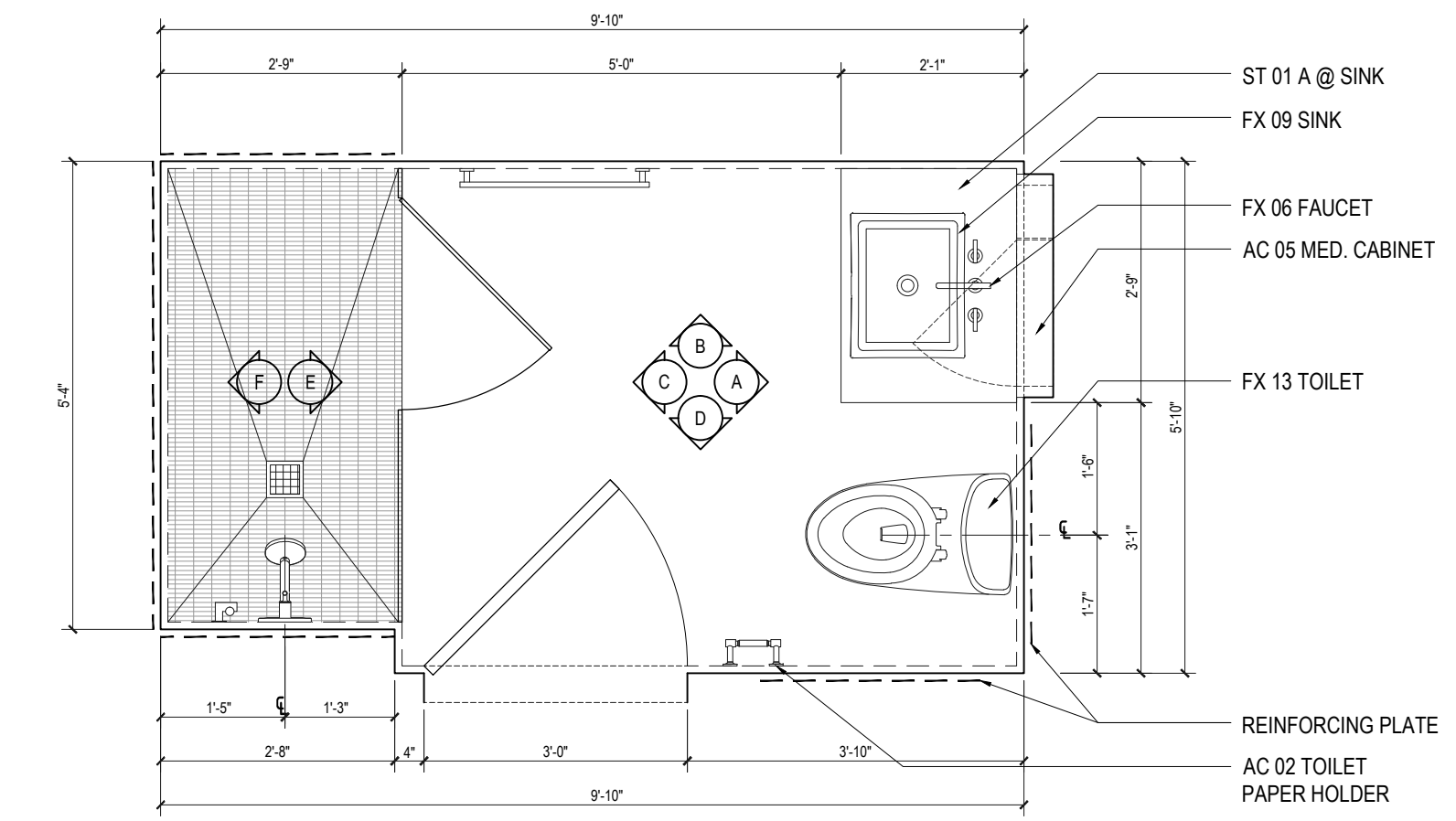
**C** ELEVATION C  
Scale: 1/2"=1'



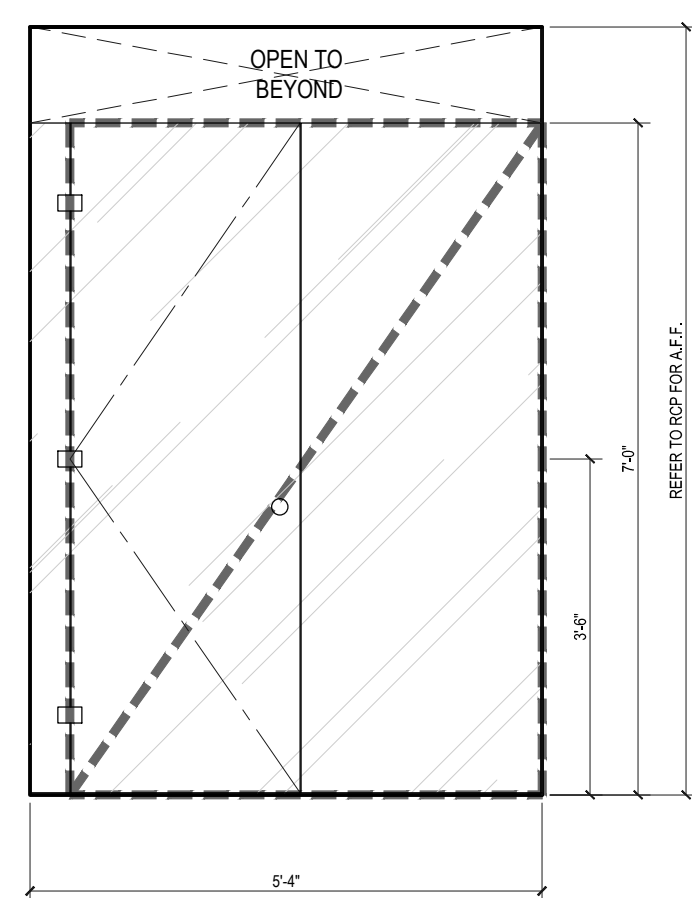
**B** ELEVATION B  
Scale: 1/2"=1'



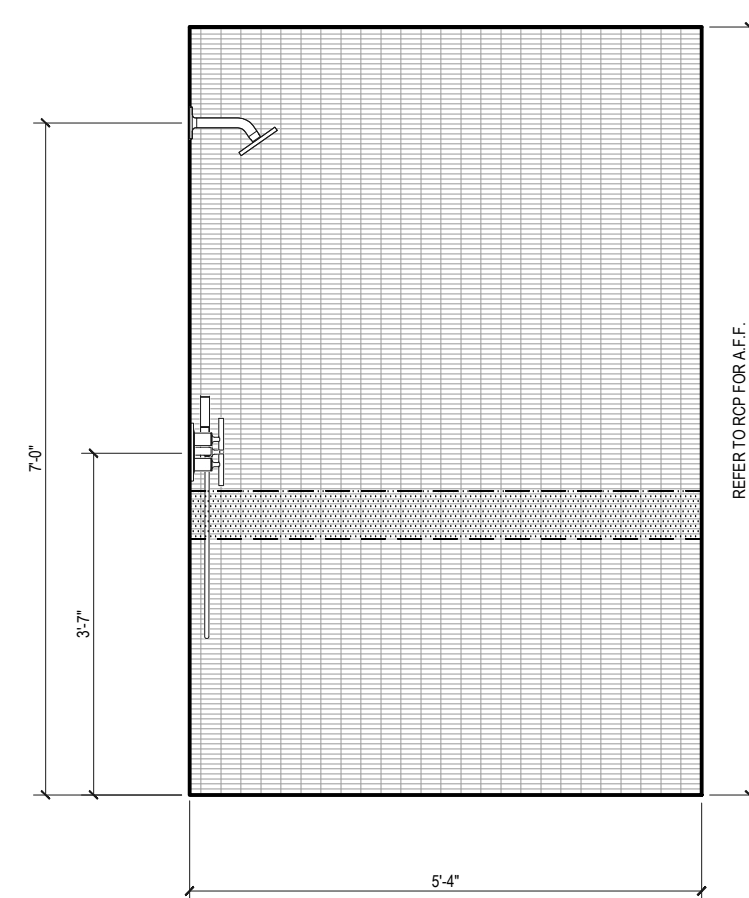
**A** ELEVATION A  
Scale: 1/2"=1'



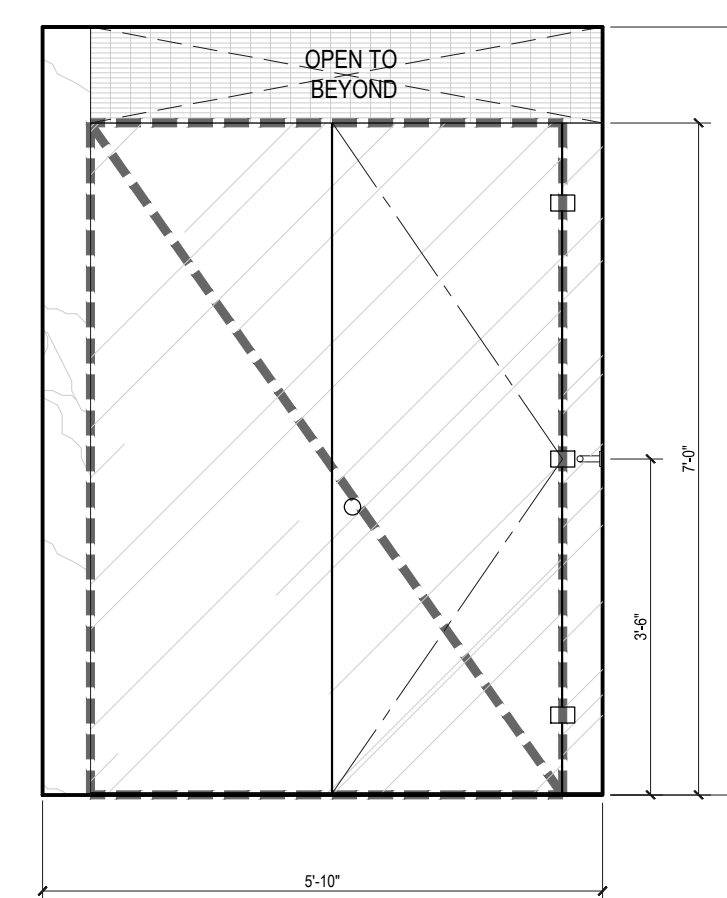
**1** PLAN TYPE MB-01  
Scale: 1/2"=1'



**F** ELEVATION F  
Scale: 1/2"=1'



**E** ELEVATION E  
Scale: 1/2"=1'



**D** ELEVATION D  
Scale: 1/2"=1'

REFER TO INTERIOR DRAWINGS FOR ADDITIONAL INFORMATION, TYP.  
DIMENSIONS ARE TO FINISH GYPSUM BOARD, TYP.

| FLOOR     | APARTMENT(S)               | REMARKS (CHECK PLANS FOR ORIENTATION) | PLAN  |
|-----------|----------------------------|---------------------------------------|-------|
| 3RD       | 03, 08                     |                                       | A-103 |
| 4TH       | 03, 08                     |                                       | A-104 |
| 5TH       | 05, 06, 08, 11, 29, 31, 32 |                                       | A-105 |
| 6TH       | 05, 06, 08, 11, 29, 31, 32 |                                       | A-106 |
| 7TH       | 02                         |                                       | A-107 |
| 8TH-19TH  | 02, 03                     |                                       | A-108 |
| 20TH-35TH | 02, 03                     |                                       | A-110 |
| 37TH      | 02, 10, 11                 |                                       | A-111 |
| 38TH-50TH | 01, 02, 10, 11             |                                       | A-112 |
| 51ST-61ST | 01, 02, 10, 11             |                                       | A-113 |
| 62ND      | 01, 02, 08, 10             |                                       | A-114 |
| 63RD-66TH | 01, 02, 06, 07, 08         |                                       | A-115 |

**NOTES:**  
1. SUBMIT SHOP DRAWINGS AND MOCK-UPS FOR INTERIOR DESIGNER & OWNER APPROVAL PRIOR TO FABRICATION.

NOT FOR CONSTRUCTION

| Date       | Revision           |
|------------|--------------------|
| 03/06/2017 | ISSUED FOR DOB     |
| 03/06/2017 | ISSUED FOR DOB     |
| 02/04/2017 | ISSUED FOR DOB     |
| 01/07/2017 | SUPERSUBMIT SET    |
| 01/05/2017 | ISSUED FOR DOB     |
| 11/17/2016 | FACEBOOK SET       |
| 11/01/2016 | 100% DEVELOPER SET |
| 10/12/2016 | ISSUED FOR DOB     |
| 02/05/2016 | DOB FILING SET     |

Number: \_\_\_\_\_ Date: \_\_\_\_\_ Revision: \_\_\_\_\_  
Project:  
**City View Tower at Court Square**  
23-15 44th Drive  
Long Island City, NY 11101

Client:  
**Cityview Tower LLC**  
112-15 NORTHERN BLVD, CF-2  
CORONA, NY 11368  
(718) 321-8552

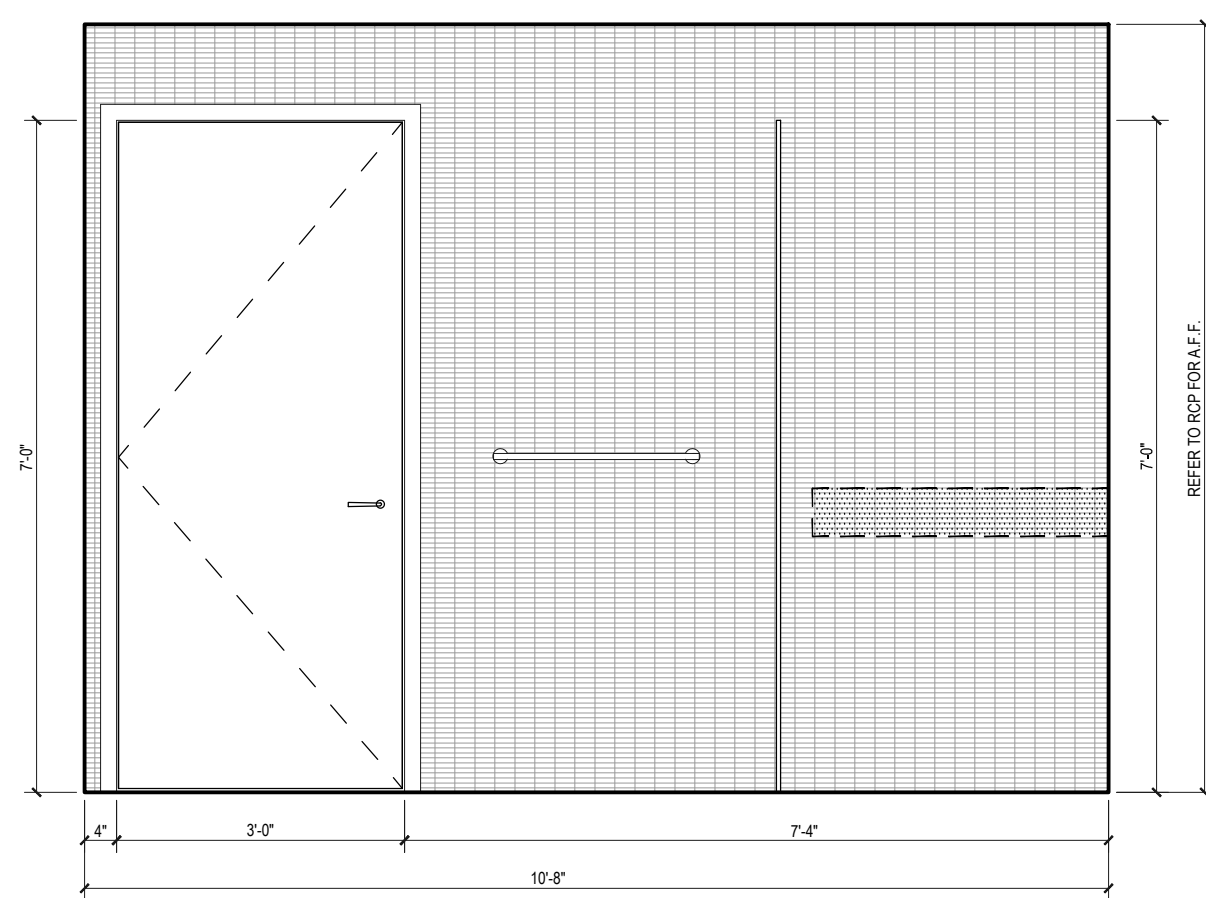
Architect:  
**HILL | WEST**  
ARCHITECTS  
11 BROADWAY  
17TH FLOOR  
NEW YORK, NY 10004  
T. 212 213 8007

Consultant:  
**DESIMONE CONSULTING ENGINEERS**  
140 Broadway 25th Floor  
New York, NY, 10005  
(212) 532-2211  
**Cosentini Associates**  
Two Pennsylvania Plaza, 3rd FL.  
New York, NY 10121  
(212) 615-3600  
**Whitehall**  
11 Broadway, 17th Floor  
New York, NY 10004  
(212) 908-4940

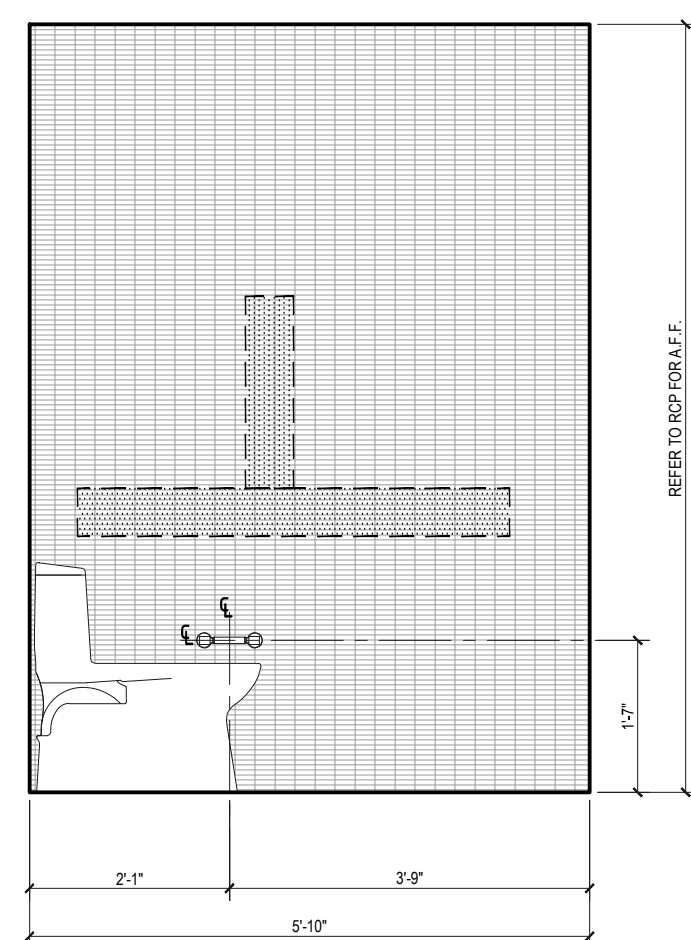
DOB STAMPS & SIGNATURES:

DWG TITLE:  
**MASTER BATHROOM PLANS AND ELEVATIONS**

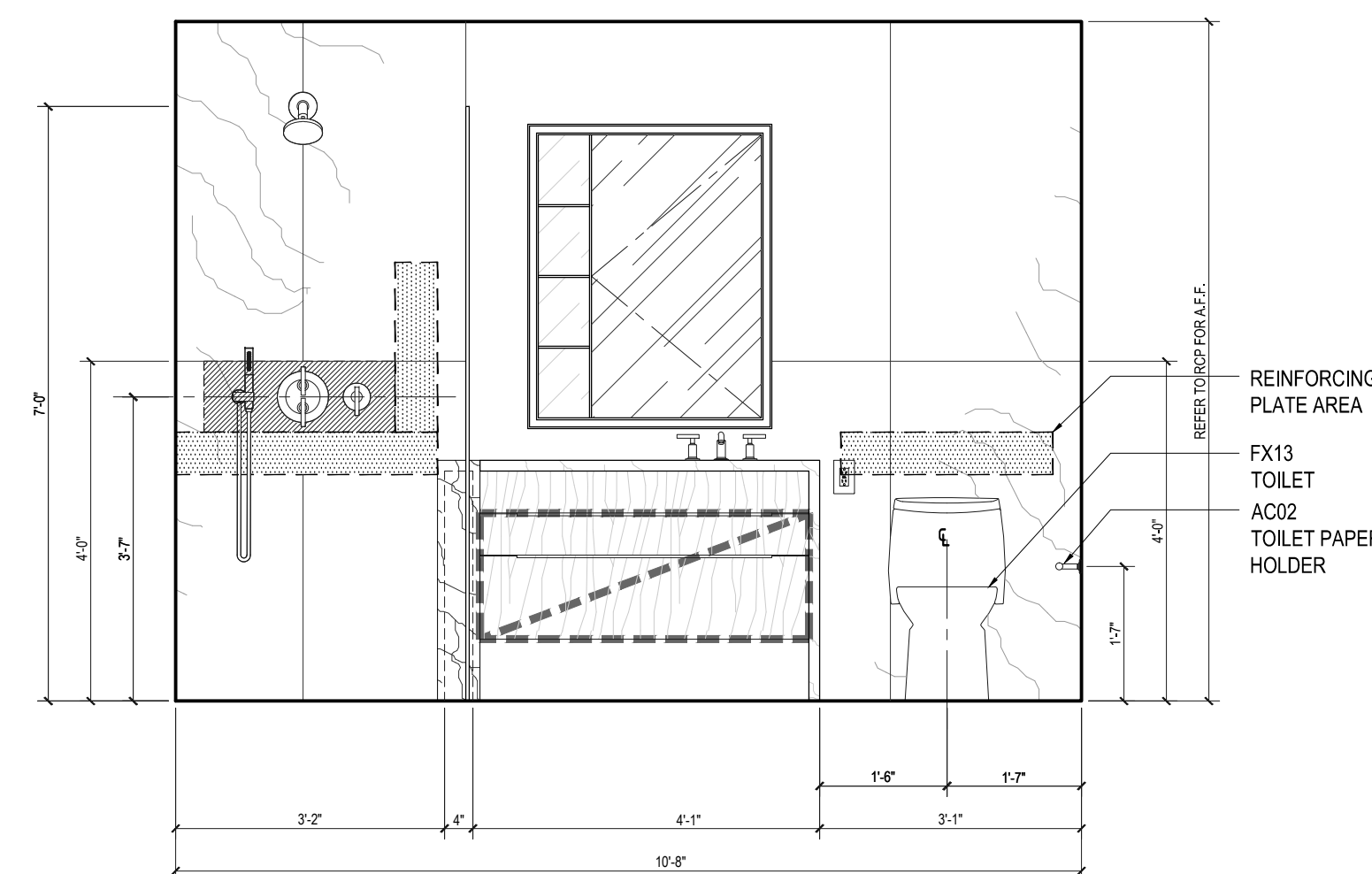
SEAL & SIGNATURE: \_\_\_\_\_ DATE: 01/18/2017  
PROJECT #: 15412  
SCALE: AS NOTED  
**A-606.00**  
DWG NO. 049 OF 58



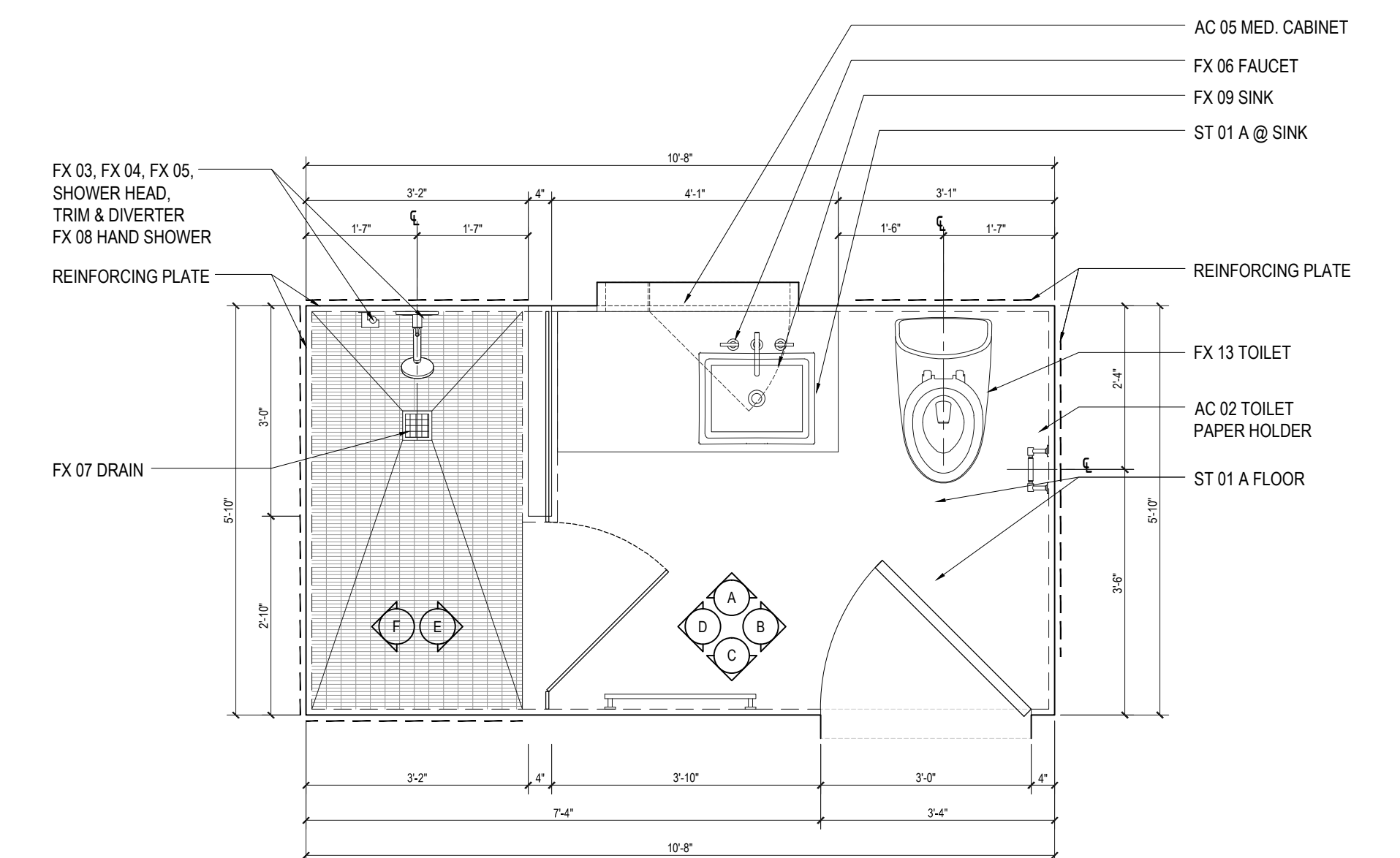
**C** ELEVATION C  
Scale: 1/2"=1'



**B** ELEVATION B  
Scale: 1/2"=1'



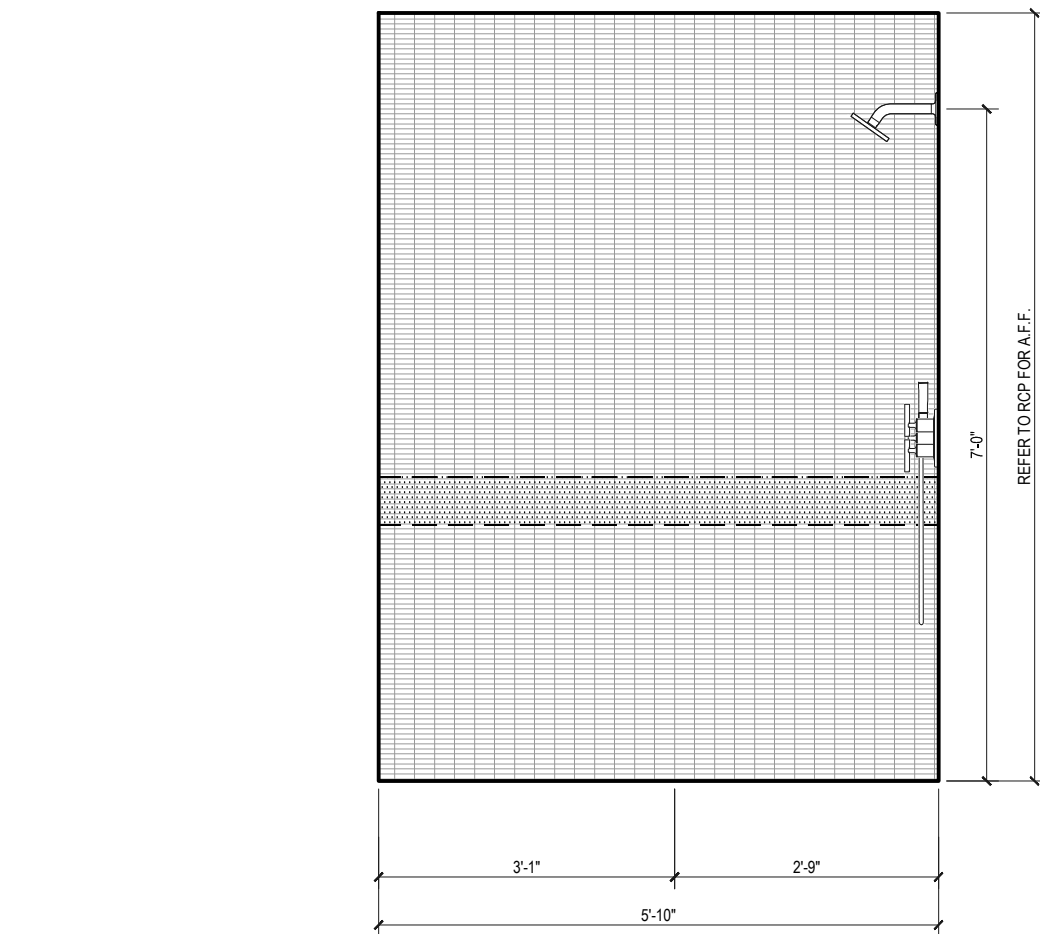
**A** ELEVATION A  
Scale: 1/2"=1'



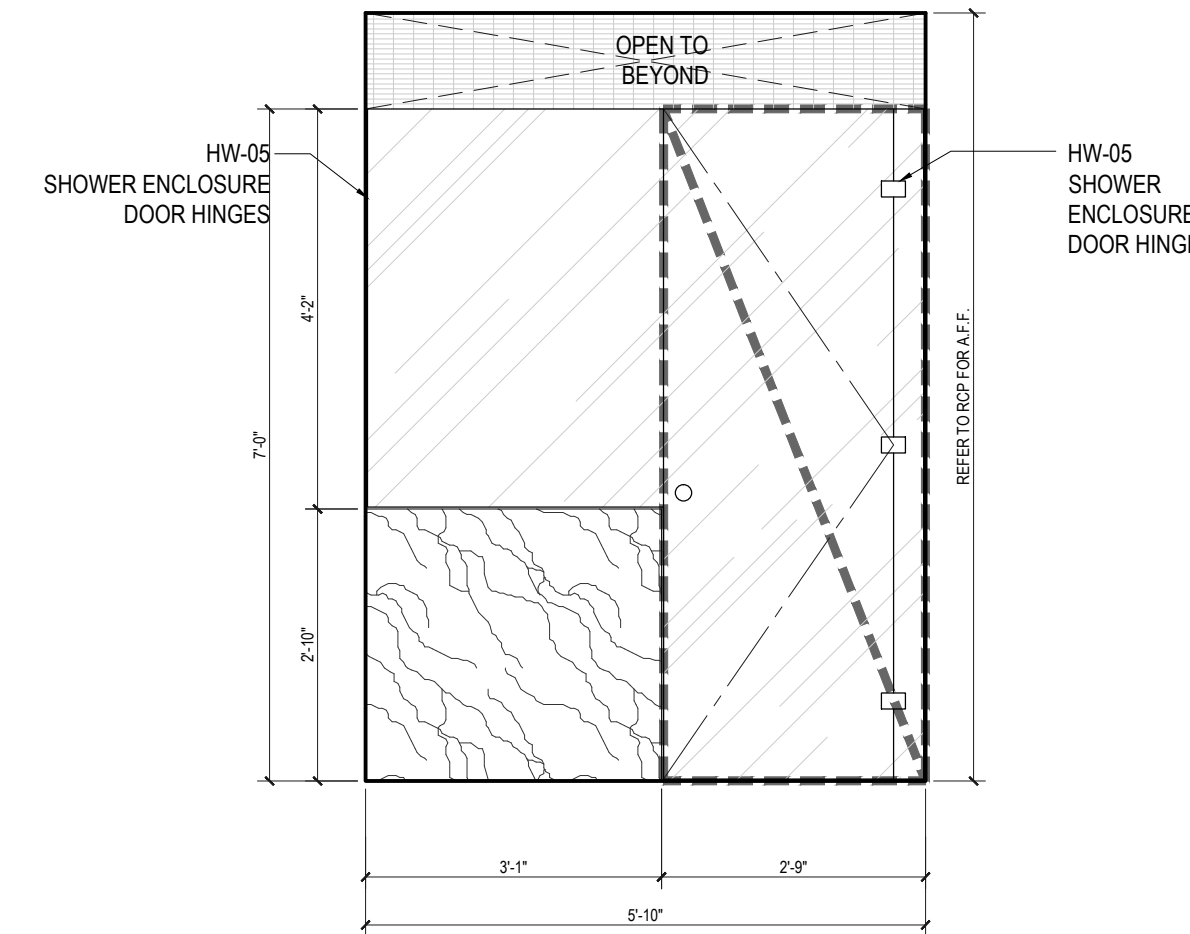
**2** PLAN TYPE MB-02  
Scale: 1/2"=1'

REFER TO INTERIOR DRAWINGS FOR ADDITIONAL INFORMATION, TYP.  
DIMENSIONS ARE TO FINISH GYPSUM BOARD, TYP.

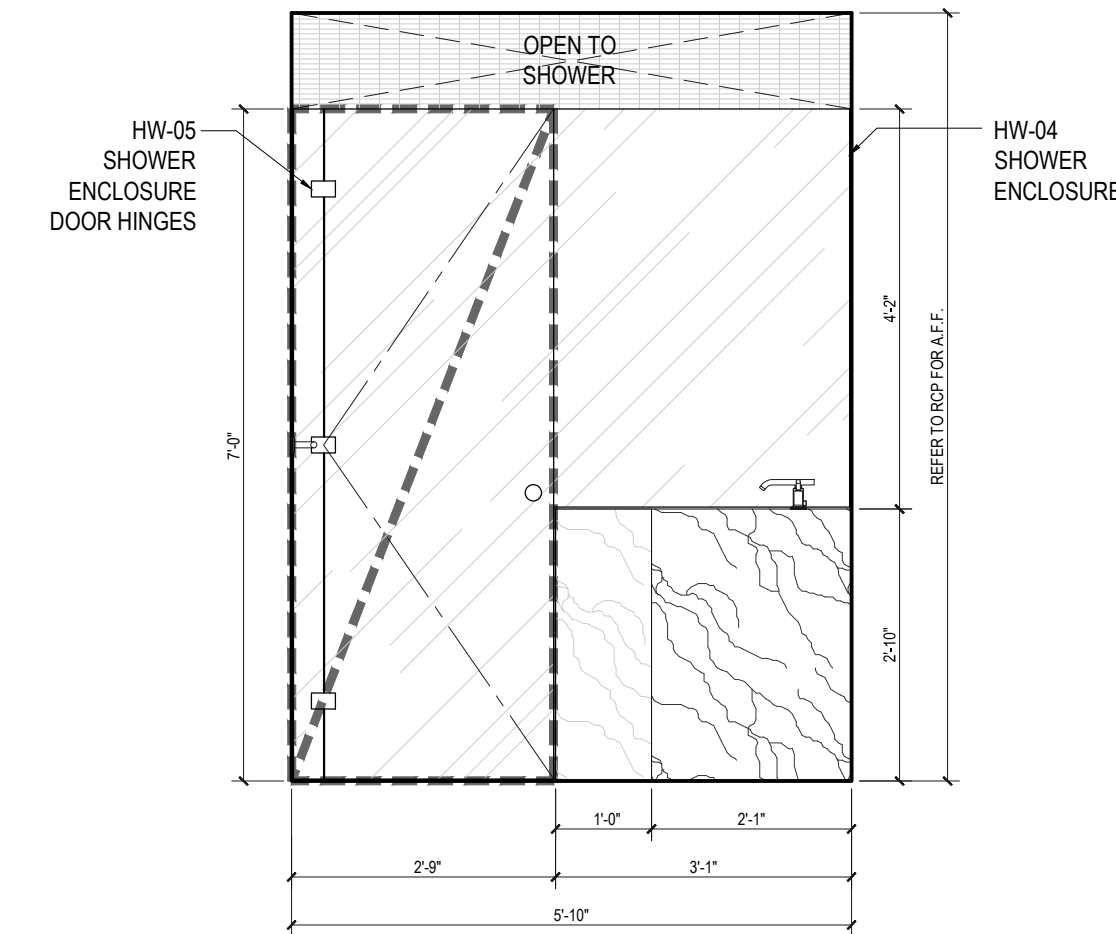
| FLOOR     | APARTMENT(S) | REMARKS (CHECK PLANS FOR ORIENTATION) | PLAN  |
|-----------|--------------|---------------------------------------|-------|
| 3RD       | G            |                                       | A-103 |
| 4TH       |              |                                       | A-103 |
| 5TH       |              |                                       | A-103 |
| 6TH       |              |                                       | A-103 |
| 7TH       |              |                                       | A-103 |
| 8TH-19TH  |              |                                       |       |
| 20TH-35TH |              |                                       |       |
| 37TH      |              |                                       |       |
| 38TH-50TH |              |                                       |       |
| 51ST-61ST |              |                                       |       |
| 62ND      |              |                                       |       |
| 63RD-66TH |              |                                       |       |



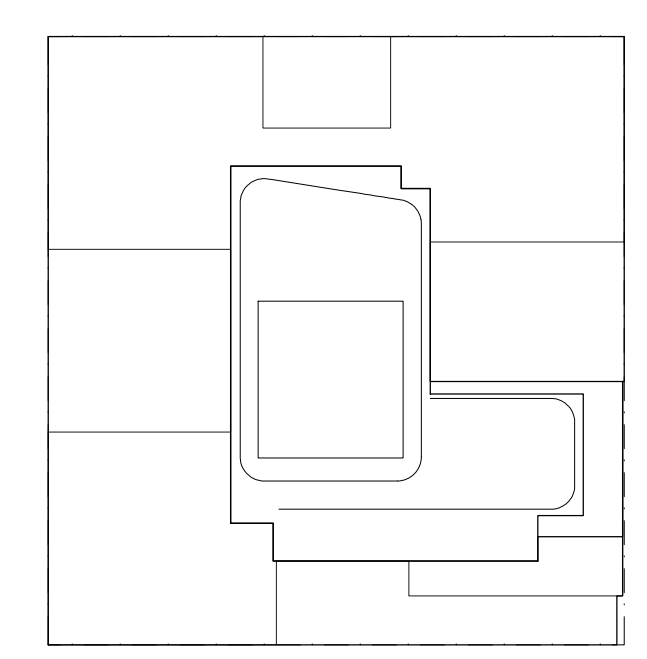
**F** ELEVATION F  
Scale: 1/2"=1'



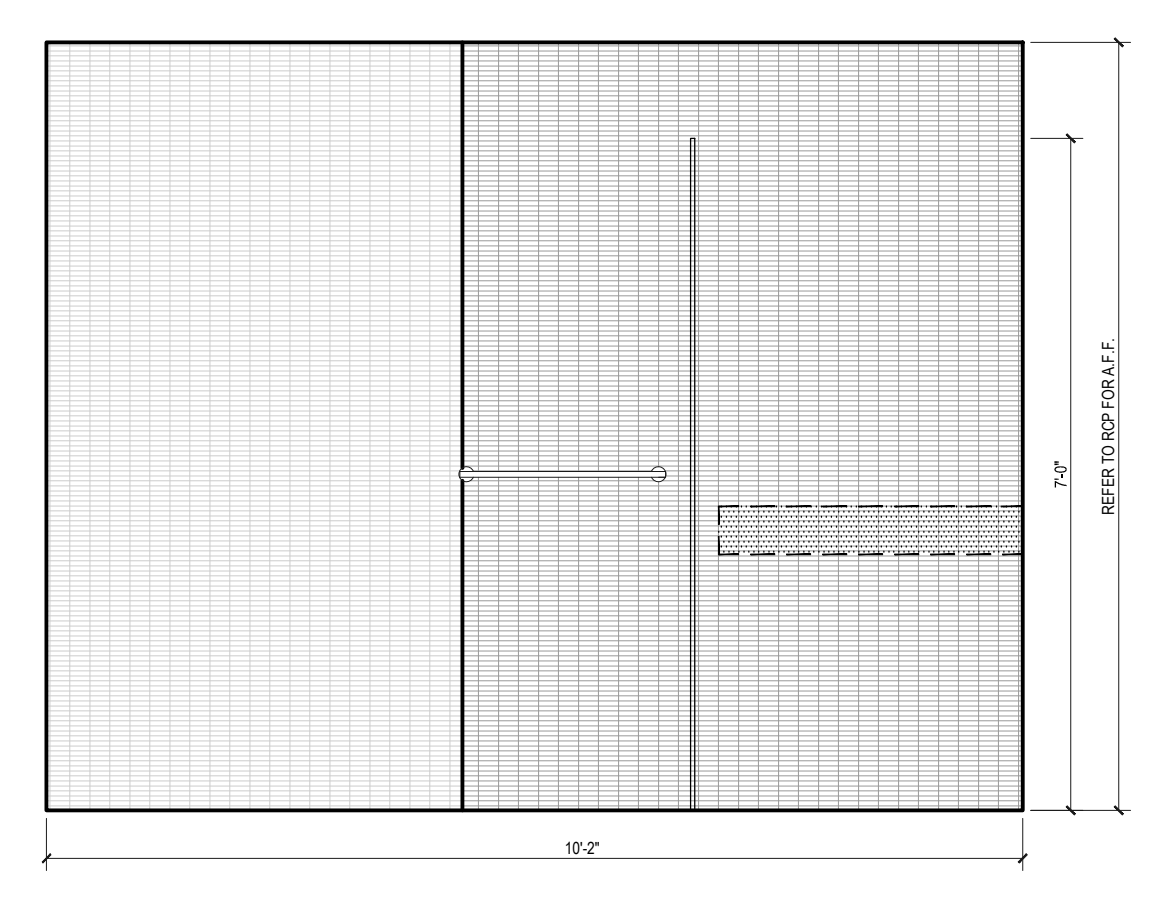
**E** ELEVATION E  
Scale: 1/2"=1'



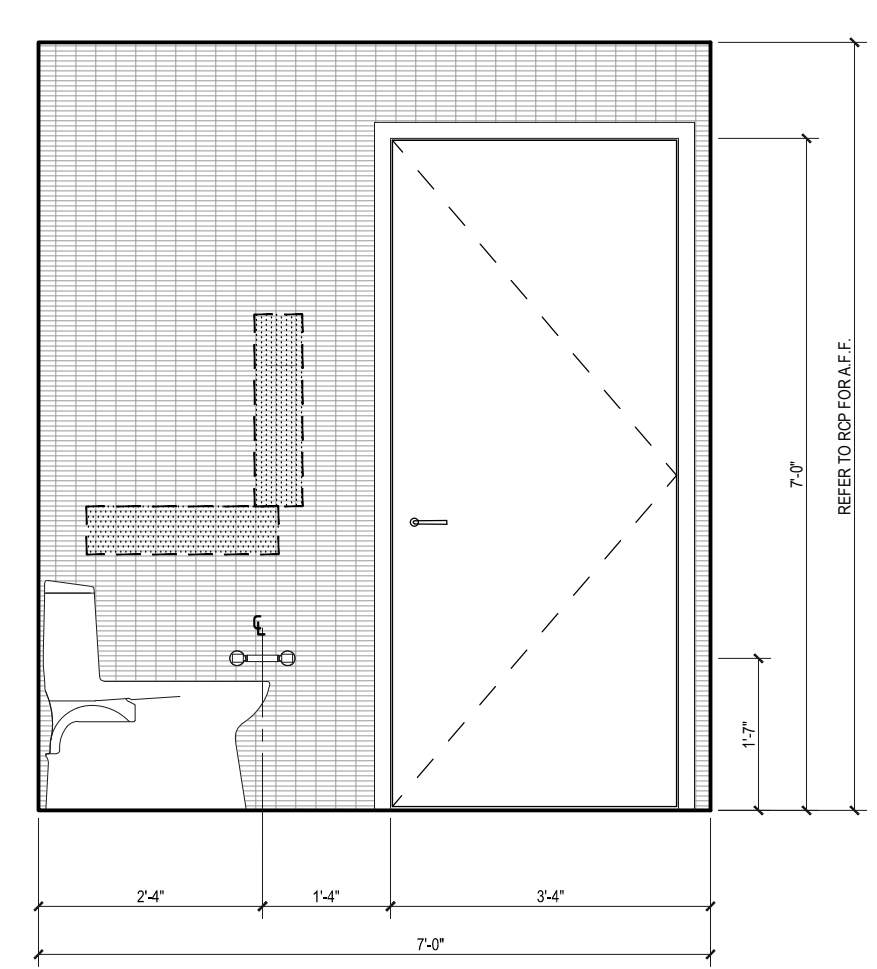
**D** ELEVATION D  
Scale: 1/2"=1'



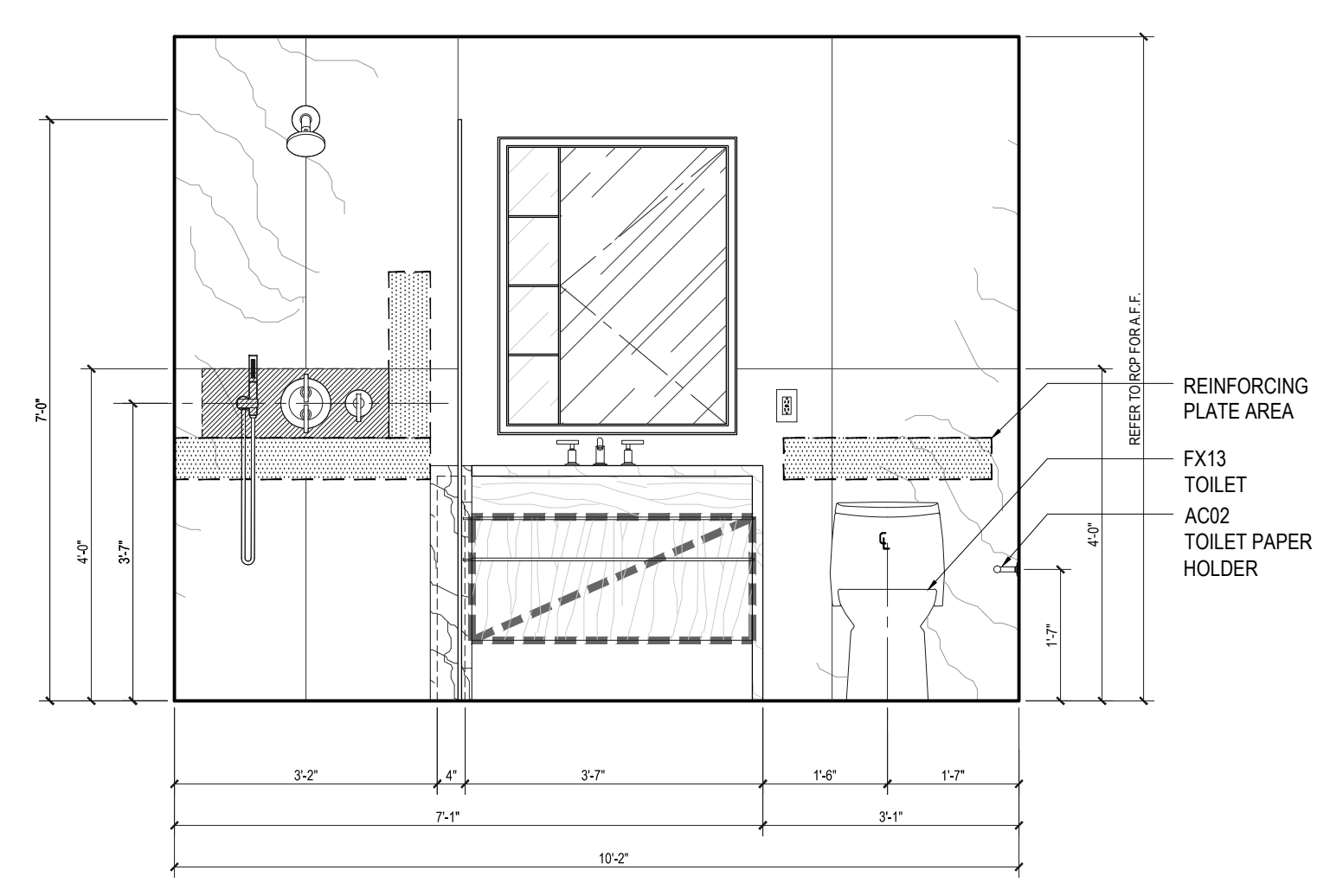
**NOTES:**  
 NOTES:  
 1. SUBMIT SHOP DRAWINGS AND MOCK-UPS FOR INTERIOR DESIGNER & OWNER APPROVAL PRIOR TO FABRICATION.



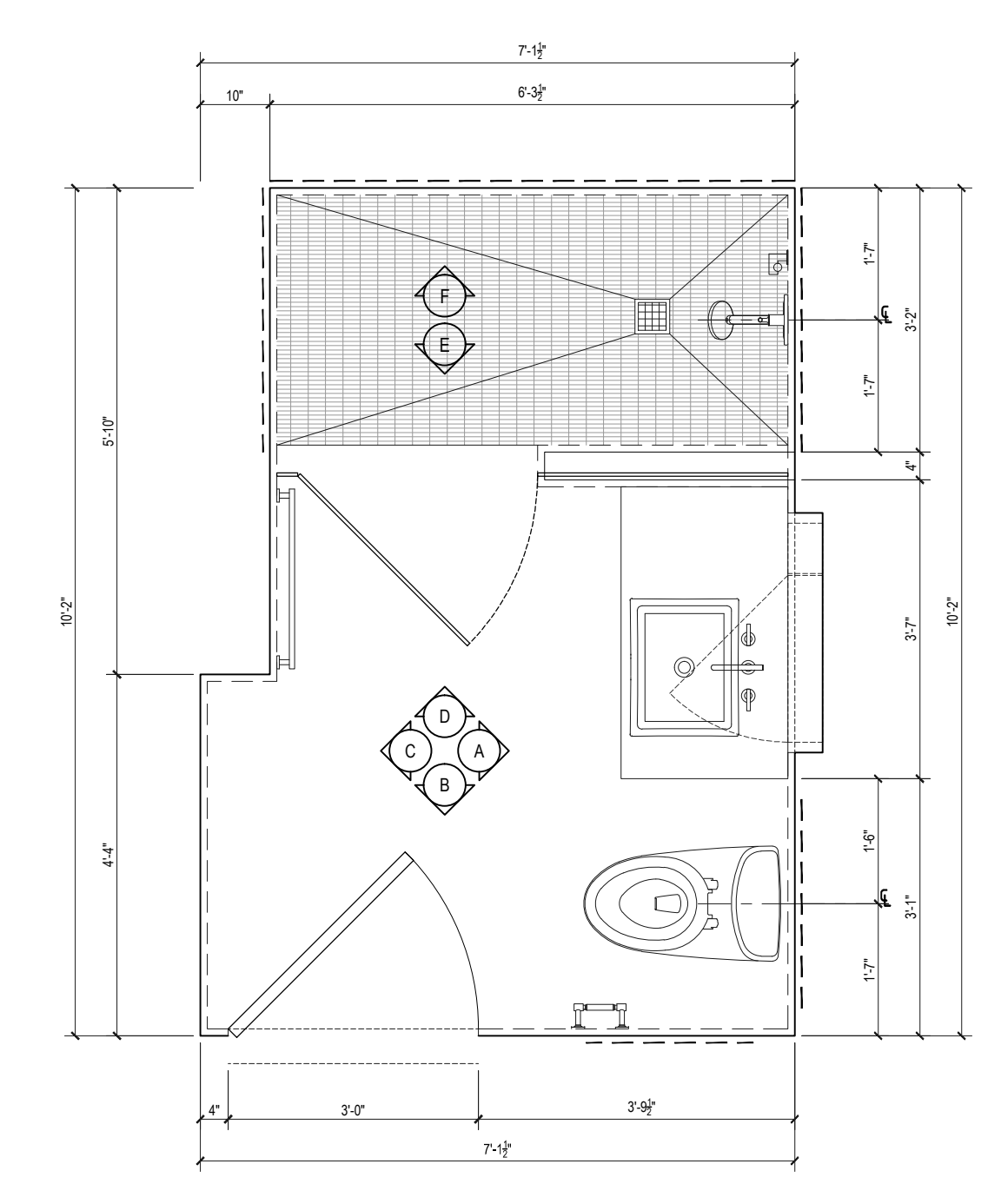
**C** ELEVATION C  
 Scale: 1/2"=1'



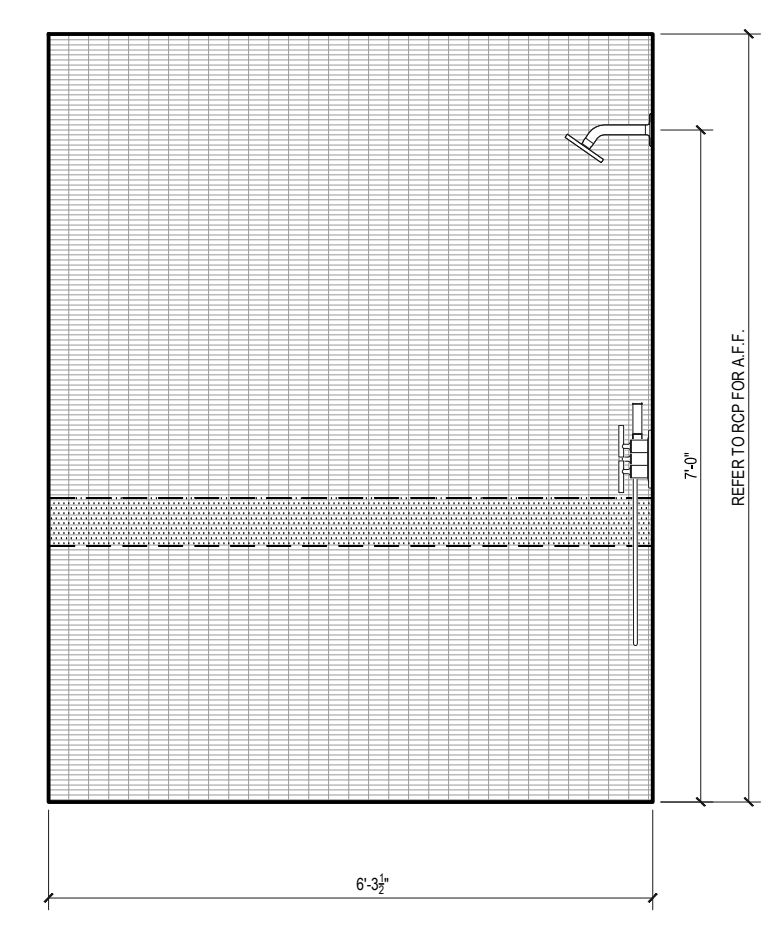
**B** ELEVATION B  
 Scale: 1/2"=1'



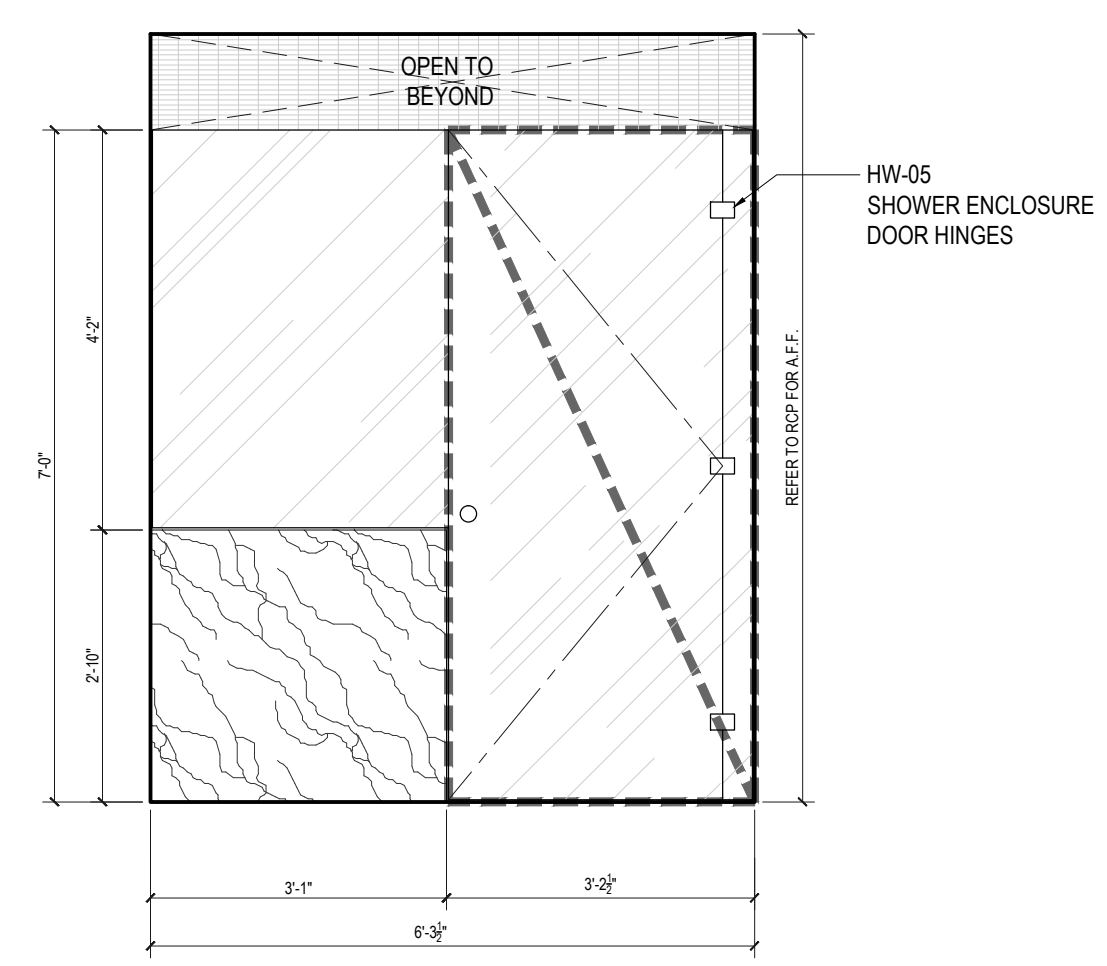
**A** ELEVATION A  
 Scale: 1/2"=1'



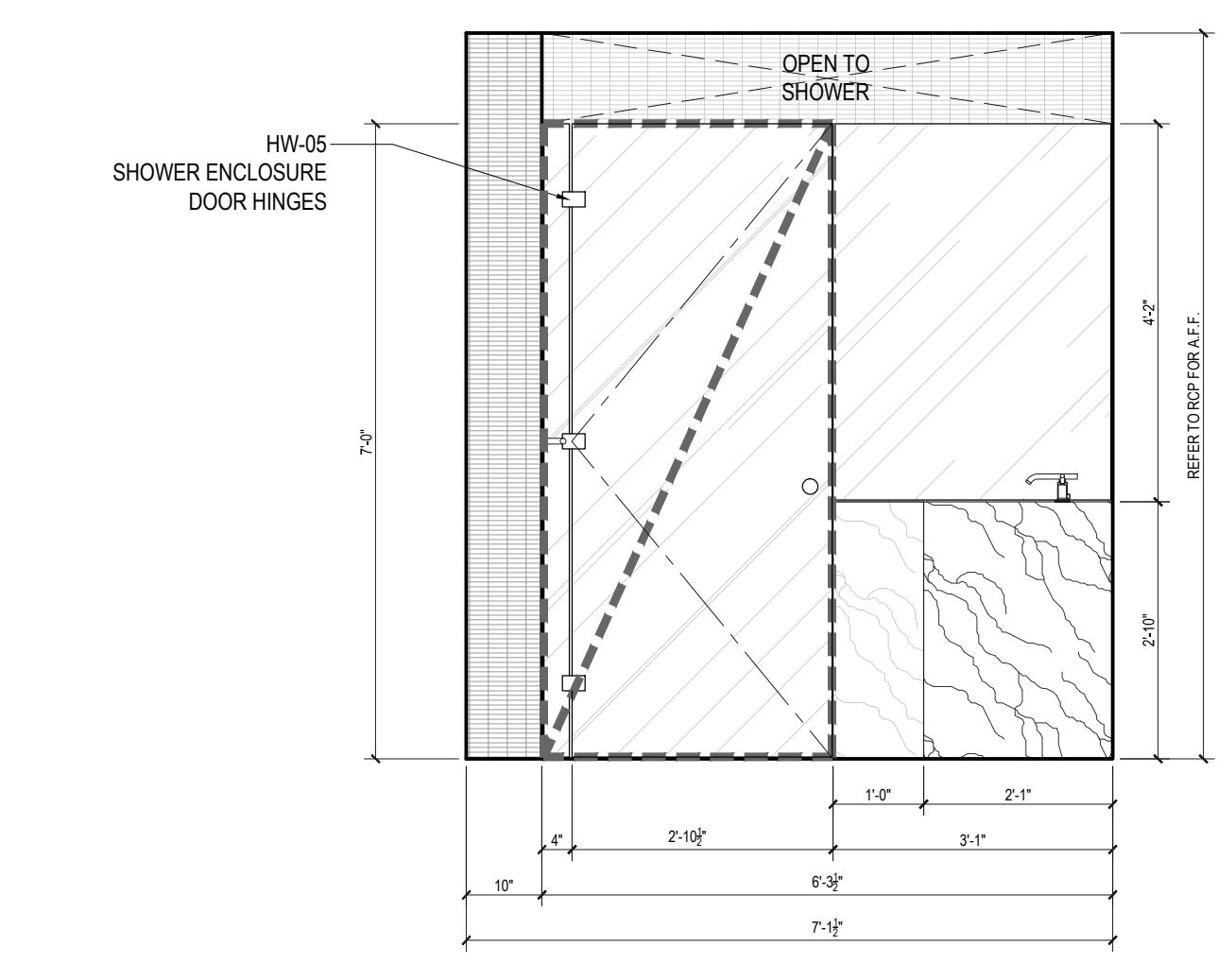
**1** PLAN TYPE MB-01  
 Scale: 1/2"=1'



**F** ELEVATION F  
 Scale: 1/2"=1'



**E** ELEVATION E  
 Scale: 1/2"=1'



**D** ELEVATION D  
 Scale: 1/2"=1'

REFER TO INTERIOR DRAWINGS FOR ADDITIONAL INFORMATION, TYP.  
 DIMENSIONS ARE TO FINISH GYPSUM BOARD, TYP.

| FLOOR     | APARTMENT(S)               | REMARKS (CHECK PLANS FOR ORIENTATION) | PLAN  |
|-----------|----------------------------|---------------------------------------|-------|
| 3RD       | 03, 08                     |                                       | A-103 |
| 4TH       | 03, 08                     |                                       | A-104 |
| 5TH       | 05, 06, 08, 11, 29, 31, 32 |                                       | A-105 |
| 6TH       | 05, 06, 08, 11, 29, 31, 32 |                                       | A-106 |
| 7TH       | 02                         |                                       | A-107 |
| 8TH-19TH  | 02, 03                     |                                       | A-108 |
| 20TH-35TH | 02, 03                     |                                       | A-110 |
| 37TH      | 02, 10, 11                 |                                       | A-112 |
| 38TH-50TH | 01, 02, 10, 11             |                                       | A-113 |
| 51ST-61ST | 01, 02, 10, 11             |                                       | A-113 |
| 62ND      | 01, 02, 08, 10             |                                       | A-114 |
| 63RD-66TH | 01, 02, 06, 07, 08         |                                       | A-115 |

NOT FOR CONSTRUCTION

| Date       | Revision                 |
|------------|--------------------------|
| 09/16/2017 | ISSUED FOR DOB           |
| 09/20/2017 | ISSUED FOR DOB           |
| 02/14/2017 | ISSUED FOR DOB           |
| 01/07/2017 | SUPPLEMENT SET           |
| 01/03/2017 | ISSUED FOR DOB           |
| 11/17/2016 | PACKAGE PRINTING SET     |
| 11/01/2016 | 100% DEVELOPER/OWNER SET |
| 10/12/2016 | ISSUED FOR DOB           |
| 02/01/2016 | DOB FILING SET           |

Number: \_\_\_\_\_ Date: \_\_\_\_\_ Revision: \_\_\_\_\_

Project:  
**City View Tower at Court Square**  
 23-15 44th Drive  
 Long Island City, NY 11101

Client:  
**Cityview Tower LLC**  
 112-15 NORTHERN BLVD, CF-2  
 CORONA, NY 11368  
 (718) 321-8552

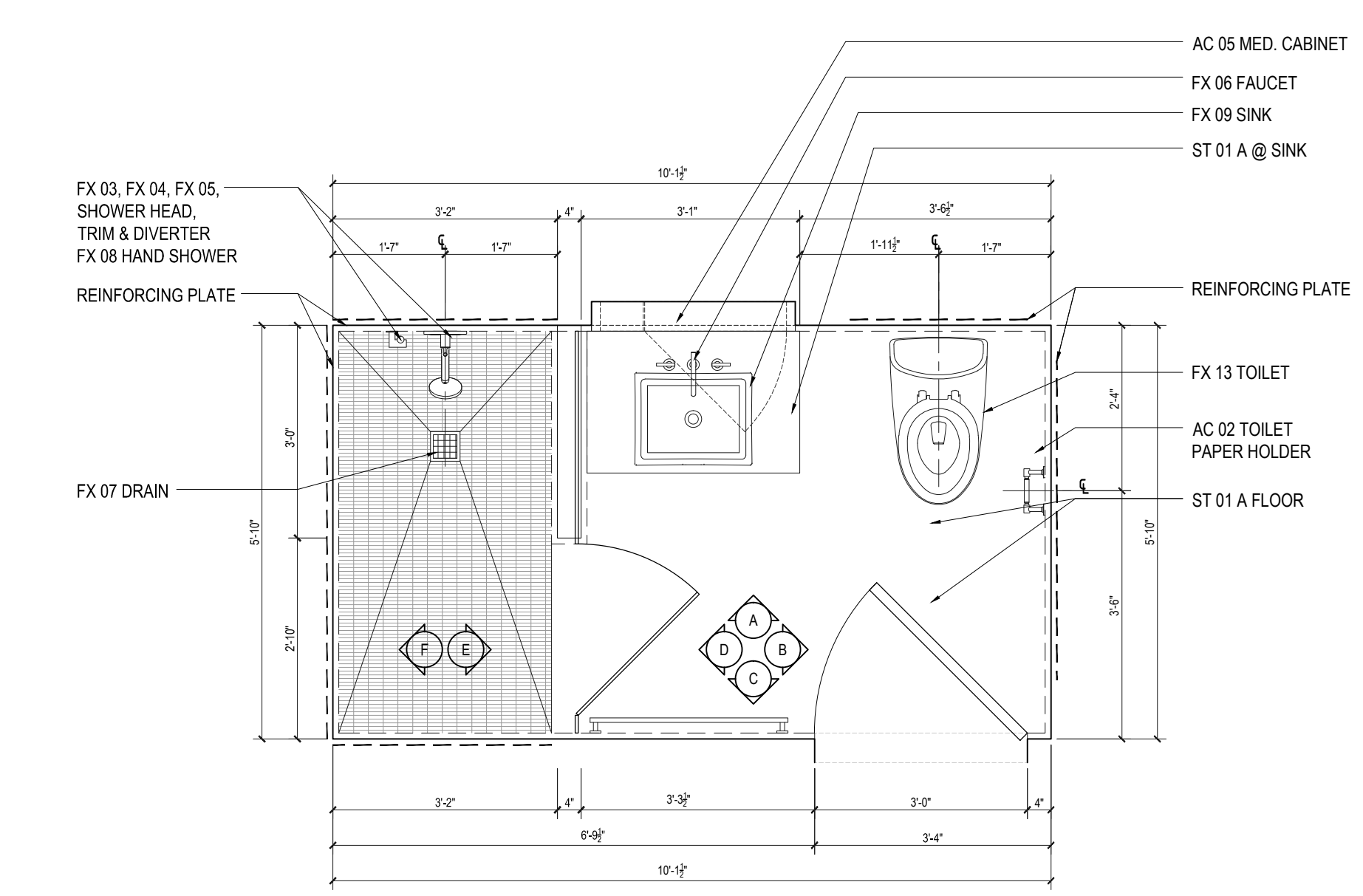
Architect:  
**HILL | WEST**  
 ARCHITECTS  
 11 BROADWAY  
 17TH FLOOR  
 NEW YORK, NY 10004  
 T. 212 213 8007

Consultant:  
**DESIMONE CONSULTING ENGINEERS**  
 140 Broadway 25th Floor  
 New York, NY, 10005  
 (212) 532-2211  
**Cosentini Associates**  
 Two Pennsylvania Plaza, 3rd FL.  
 New York, NY 10121  
 (212) 615-3600  
**Whitehall**  
 11 Broadway, 17th Floor  
 New York, NY 10004  
 (212) 908-4940

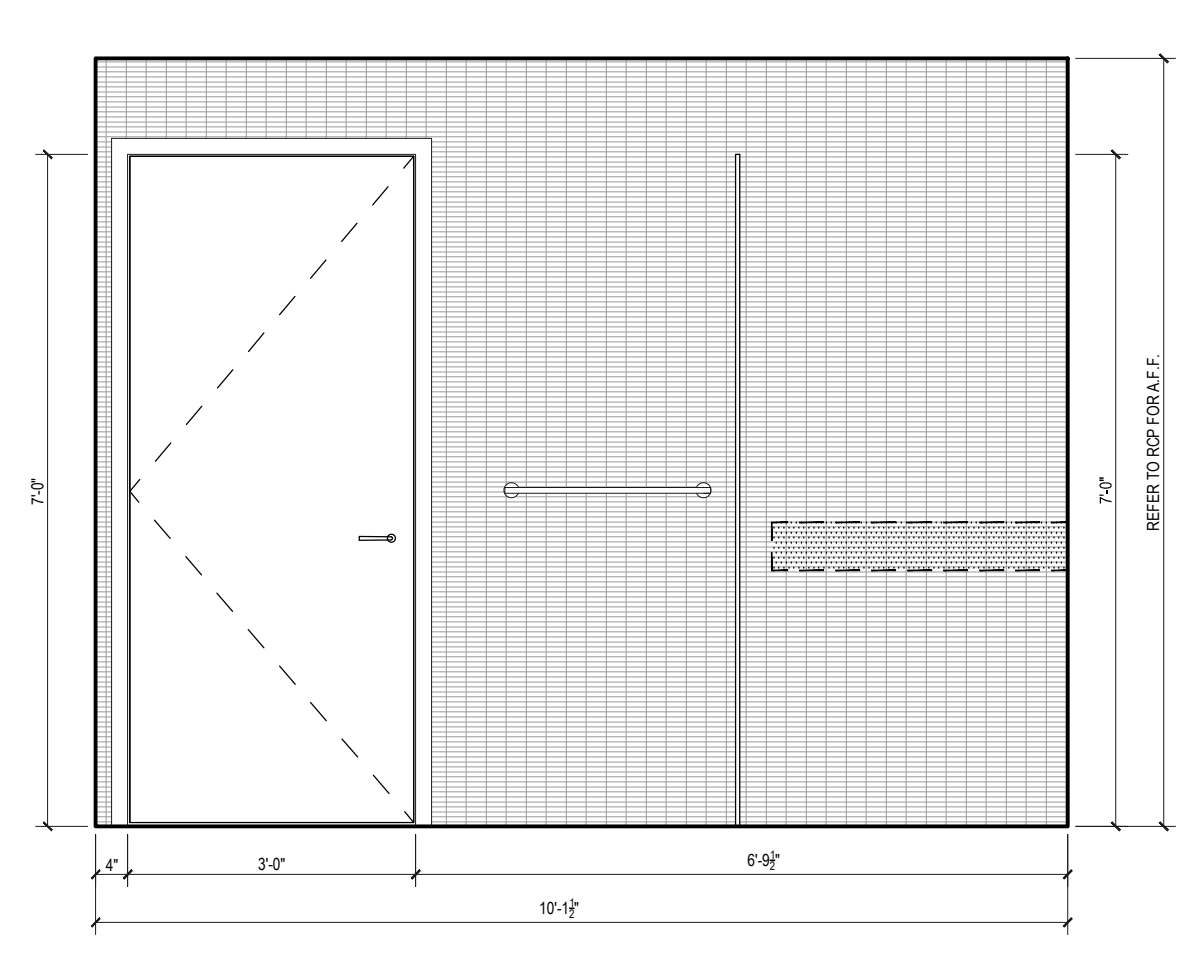
DOB STAMPS & SIGNATURES:

DWG TITLE:  
**MASTER BATHROOMS PLANS AND ELEVATIONS**

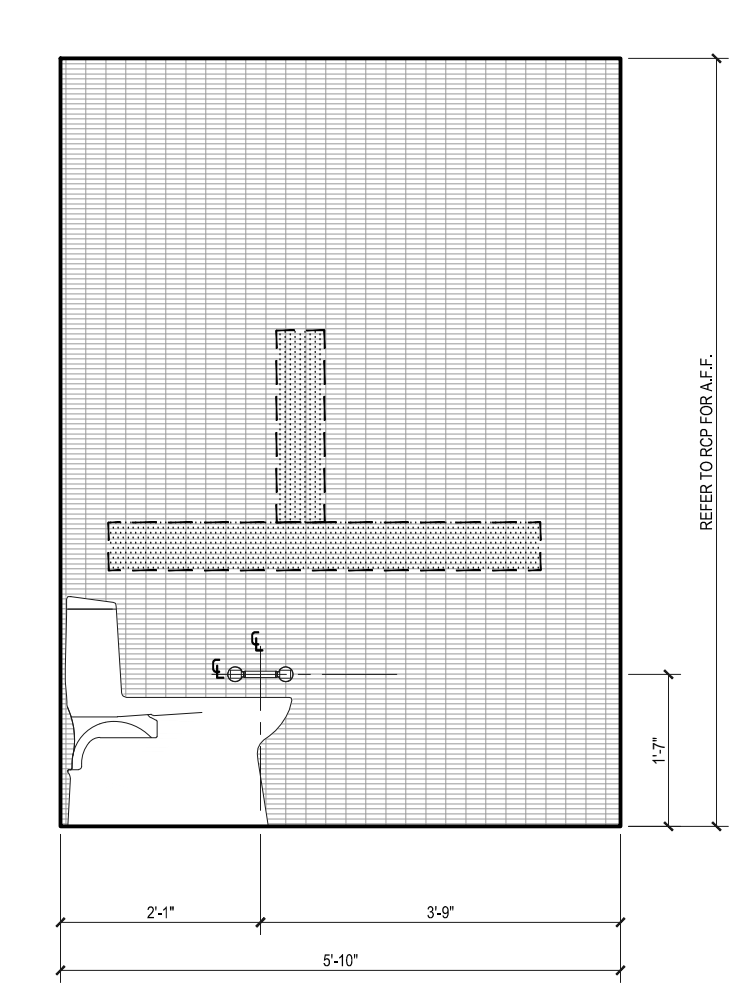
|                       |                     |
|-----------------------|---------------------|
| SEAL & SIGNATURE:<br> | DATE:<br>01/18/2017 |
| PROJECT #:<br>15412   | SCALE:<br>AS NOTED  |
| <b>A-607.00</b>       |                     |
| DWG. NO.              |                     |



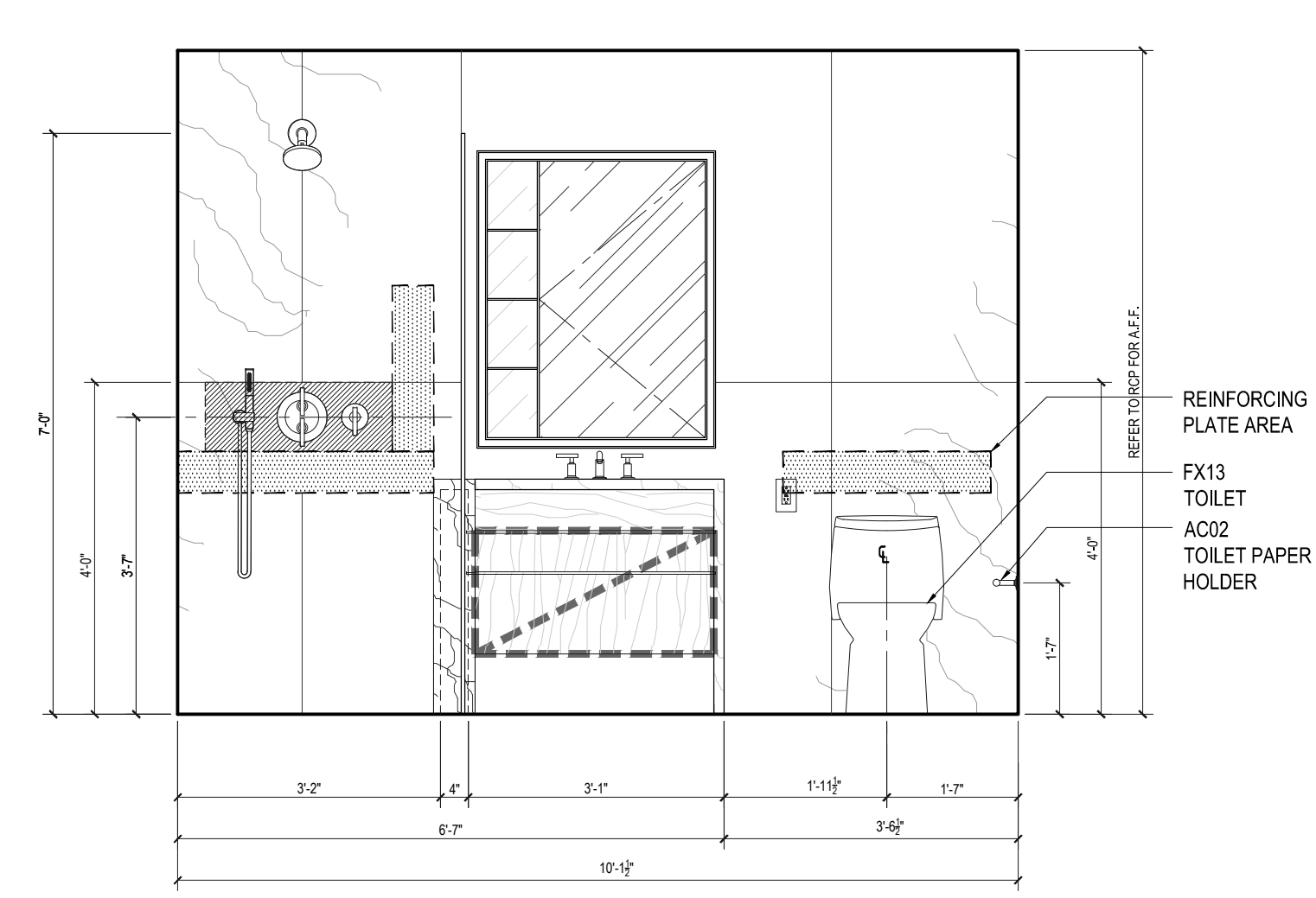
**2** PLAN TYPE MB-02  
 Scale: 1/2"=1'



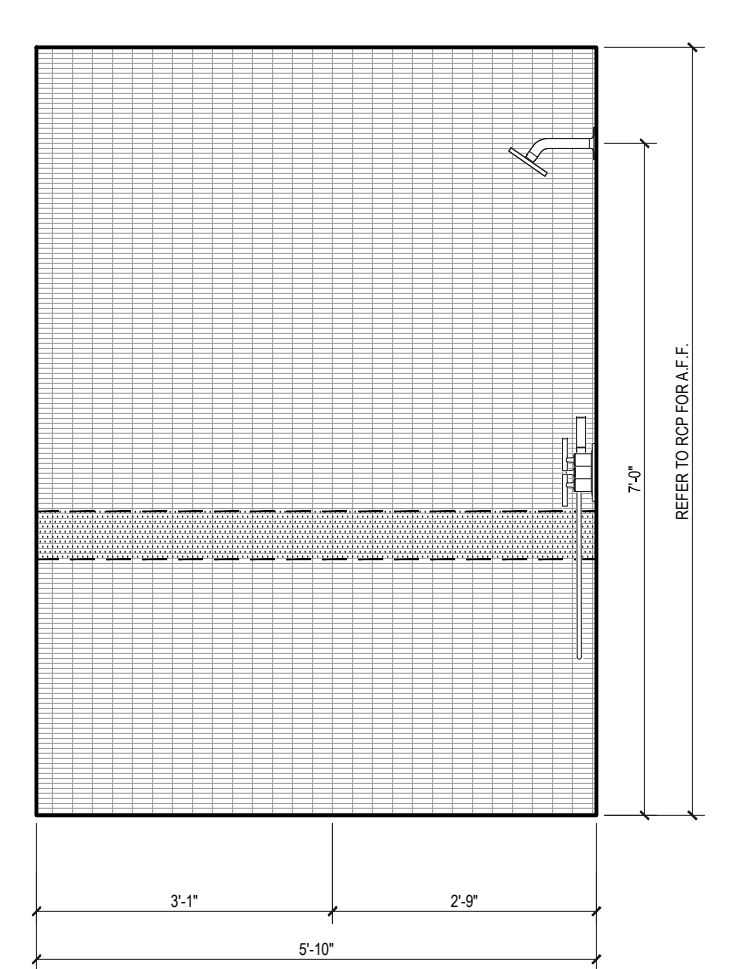
**C** ELEVATION C  
 Scale: 1/2"=1'



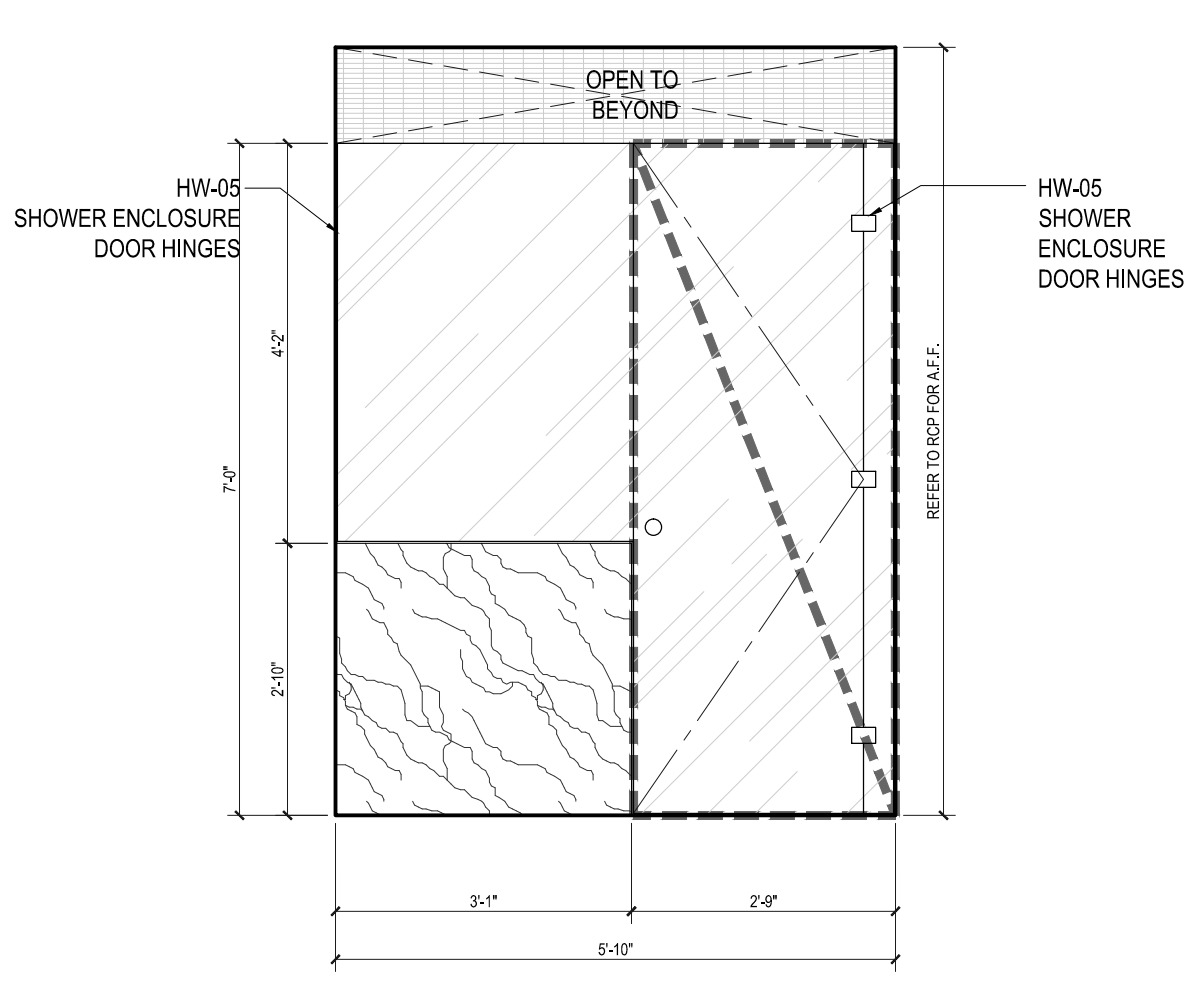
**B** ELEVATION B  
 Scale: 1/2"=1'



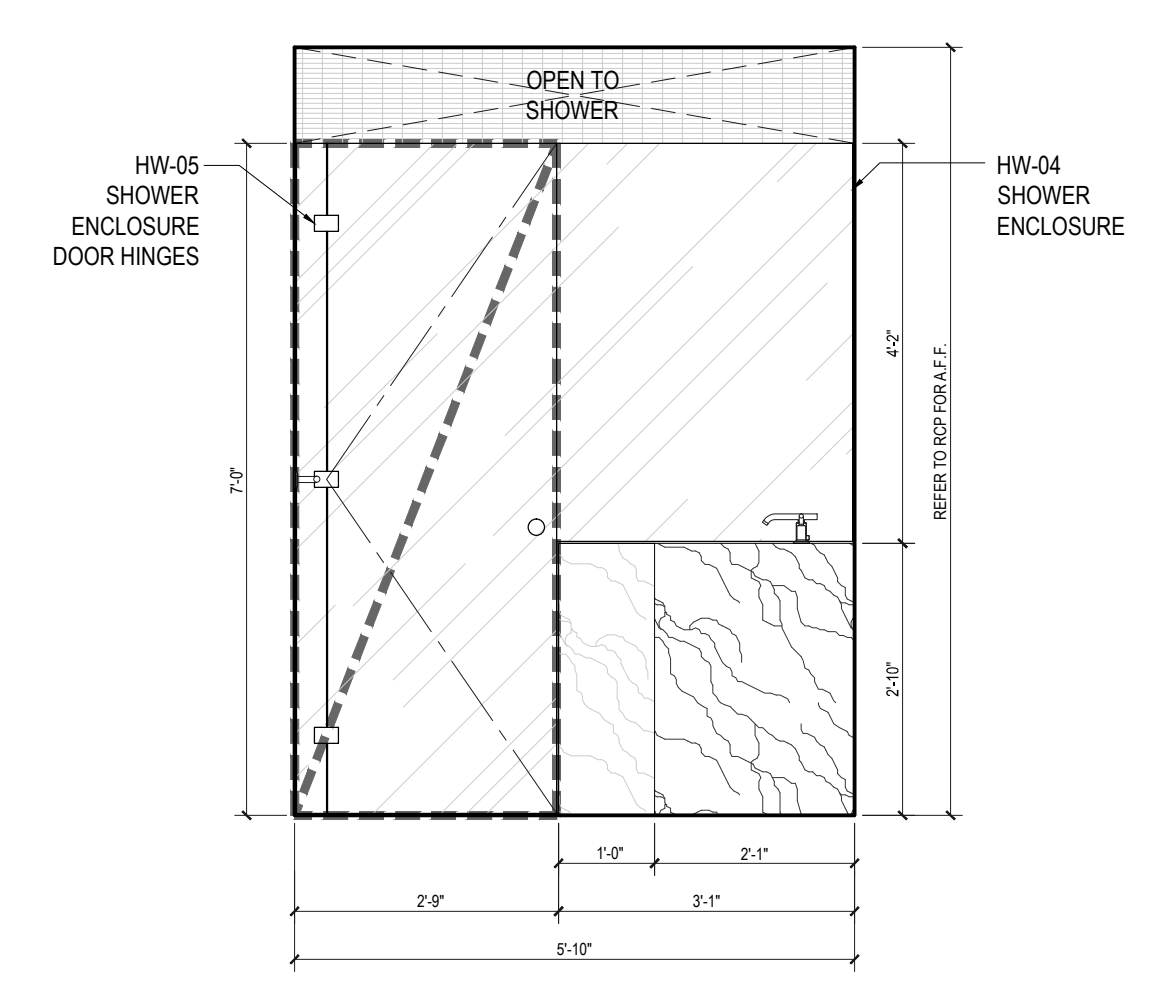
**A** ELEVATION A  
 Scale: 1/2"=1'



**F** ELEVATION F  
 Scale: 1/2"=1'



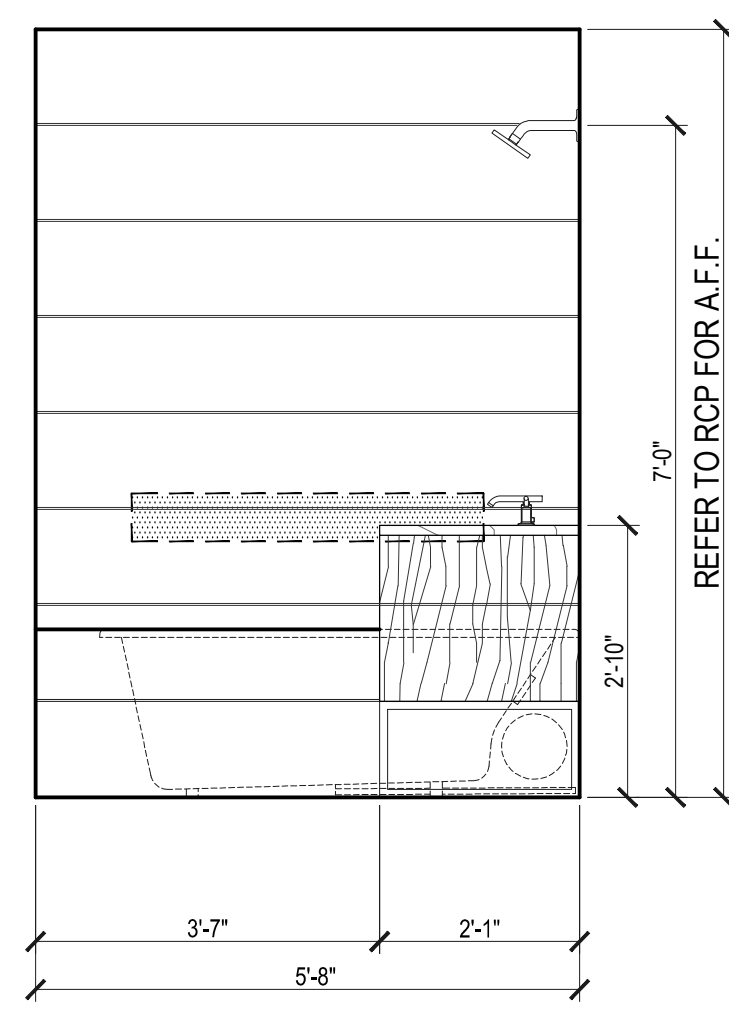
**E** ELEVATION E  
 Scale: 1/2"=1'



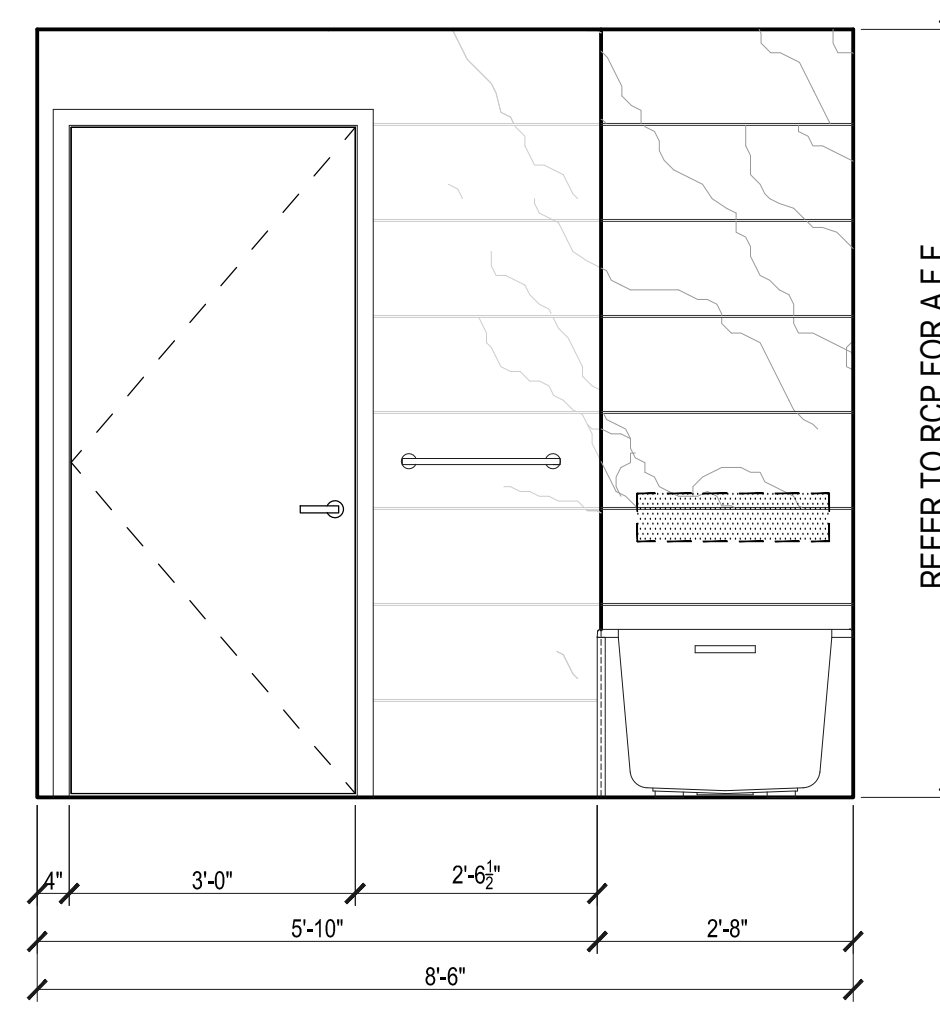
**D** ELEVATION D  
 Scale: 1/2"=1'

REFER TO INTERIOR DRAWINGS FOR ADDITIONAL INFORMATION, TYP.  
 DIMENSIONS ARE TO FINISH GYPSUM BOARD, TYP.

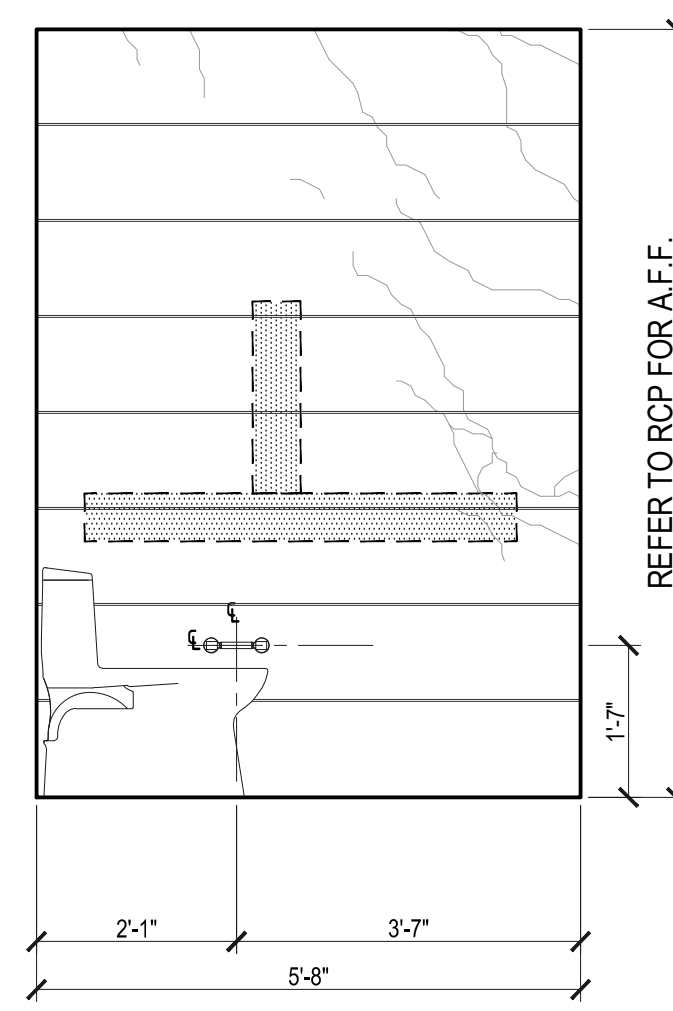
| FLOOR     | APARTMENT(S) | REMARKS (CHECK PLANS FOR ORIENTATION) | PLAN  |
|-----------|--------------|---------------------------------------|-------|
| 3RD       | G            |                                       | A-103 |
| 4TH       |              |                                       | A-103 |
| 5TH       |              |                                       | A-103 |
| 6TH       |              |                                       | A-103 |
| 7TH       |              |                                       | A-103 |
| 8TH-19TH  |              |                                       |       |
| 20TH-35TH |              |                                       |       |
| 37TH      |              |                                       |       |
| 38TH-50TH |              |                                       |       |
| 51ST-61ST |              |                                       |       |
| 62ND      |              |                                       |       |
| 63RD-66TH |              |                                       |       |



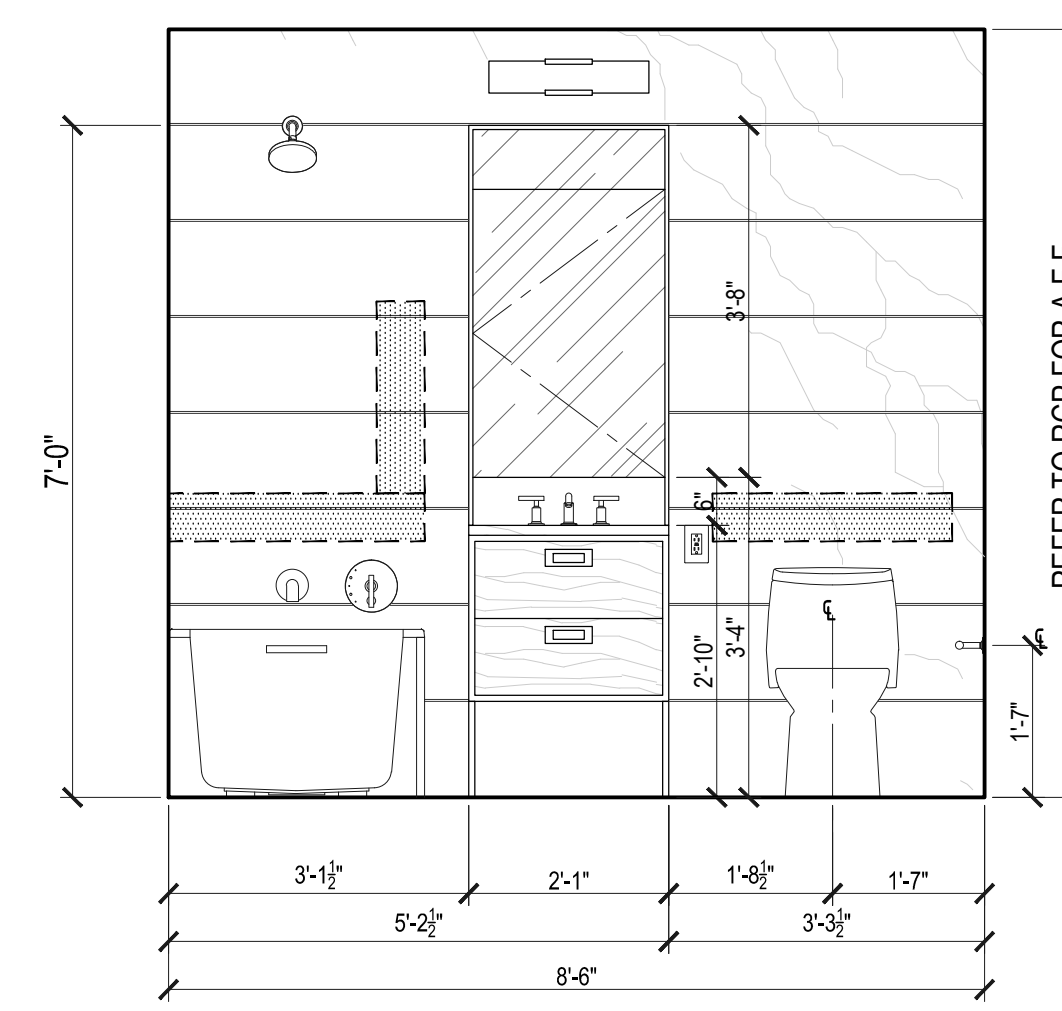
**D ELEVATION D**  
Scale: 1/2"=1'



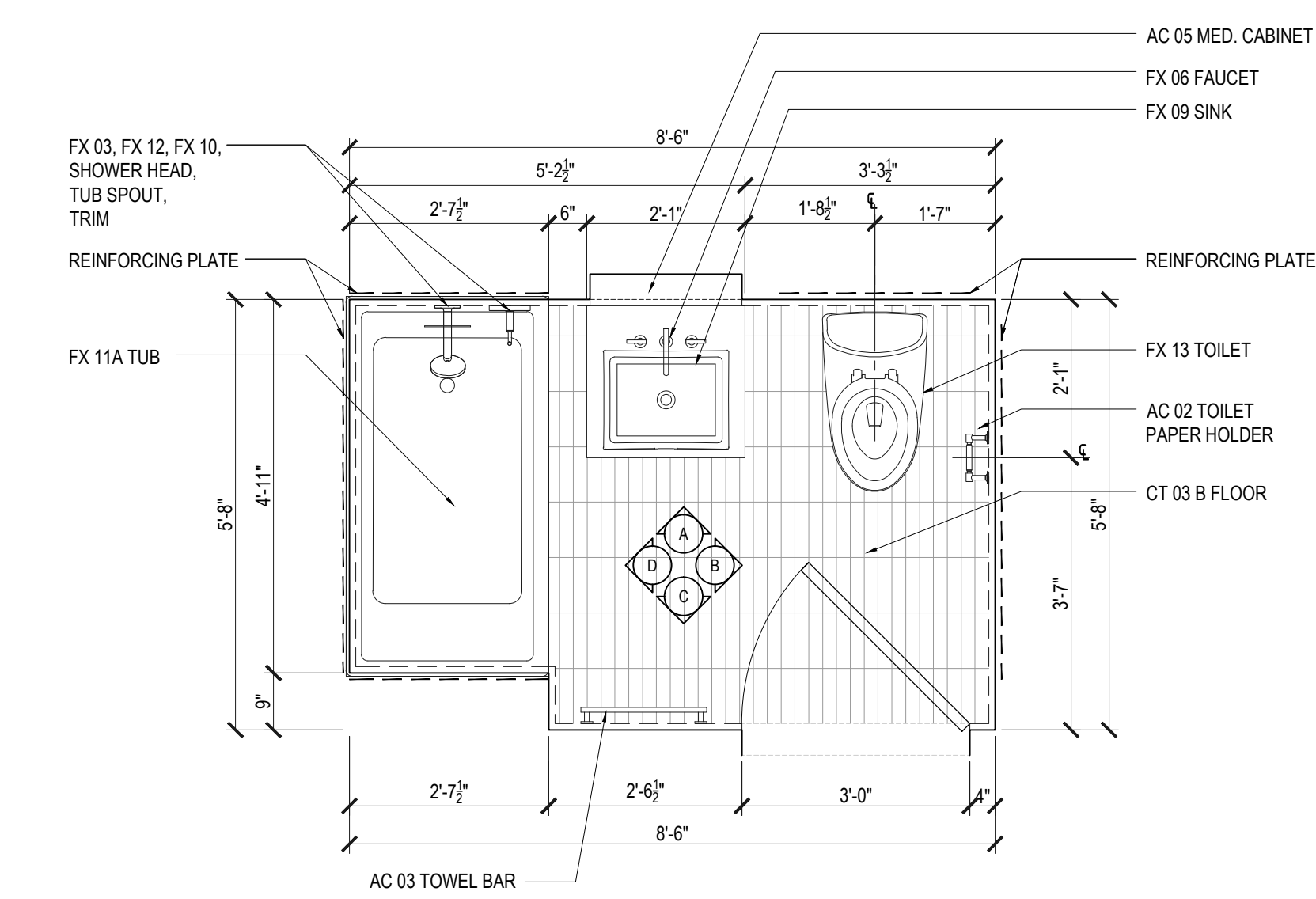
**C ELEVATION C**  
Scale: 1/2"=1'



**B ELEVATION B**  
Scale: 1/2"=1'

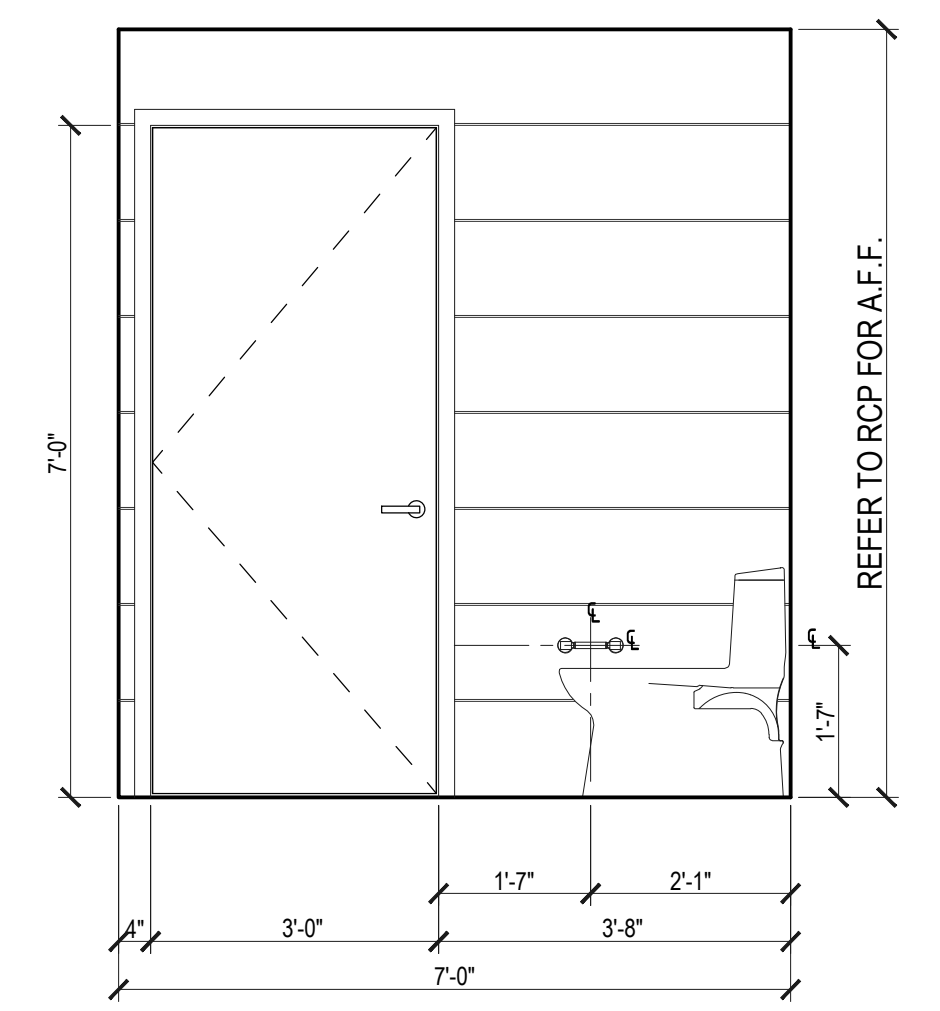


**A ELEVATION A**  
Scale: 1/2"=1'

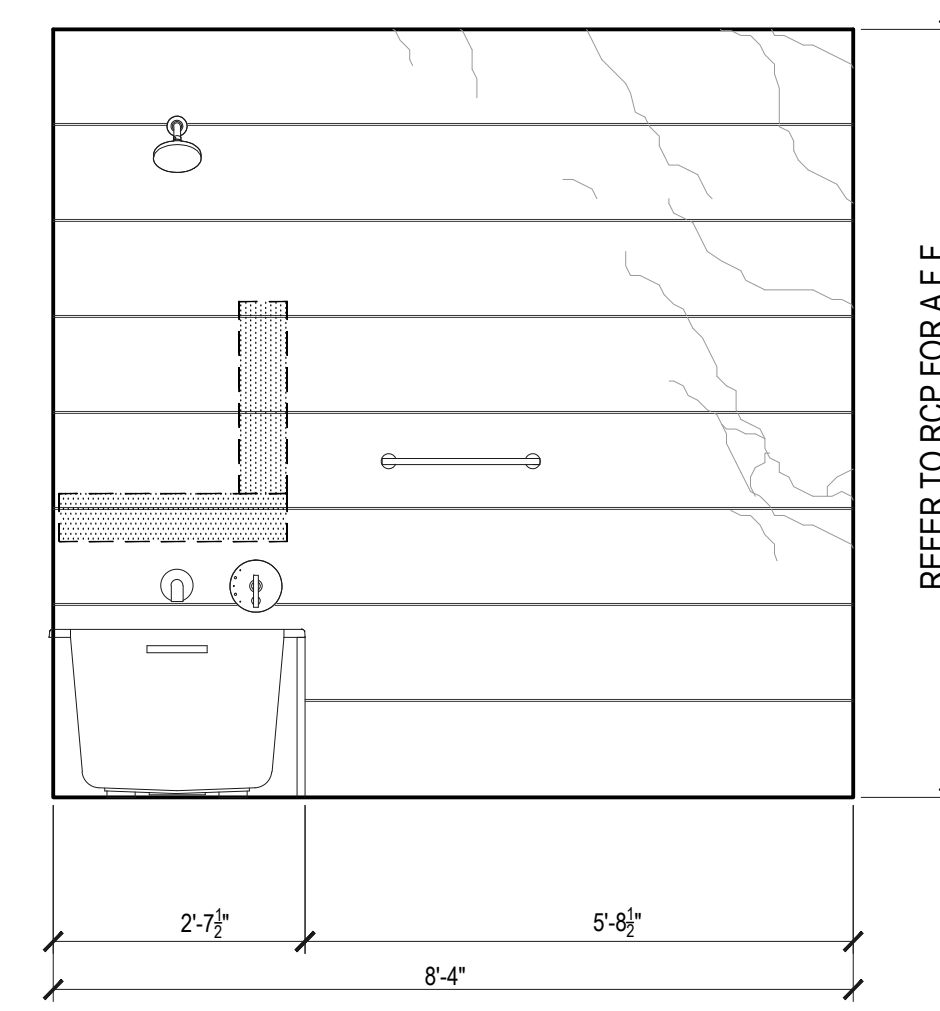


**1 PLAN TYPE SB-01**  
Scale: 1/2"=1'

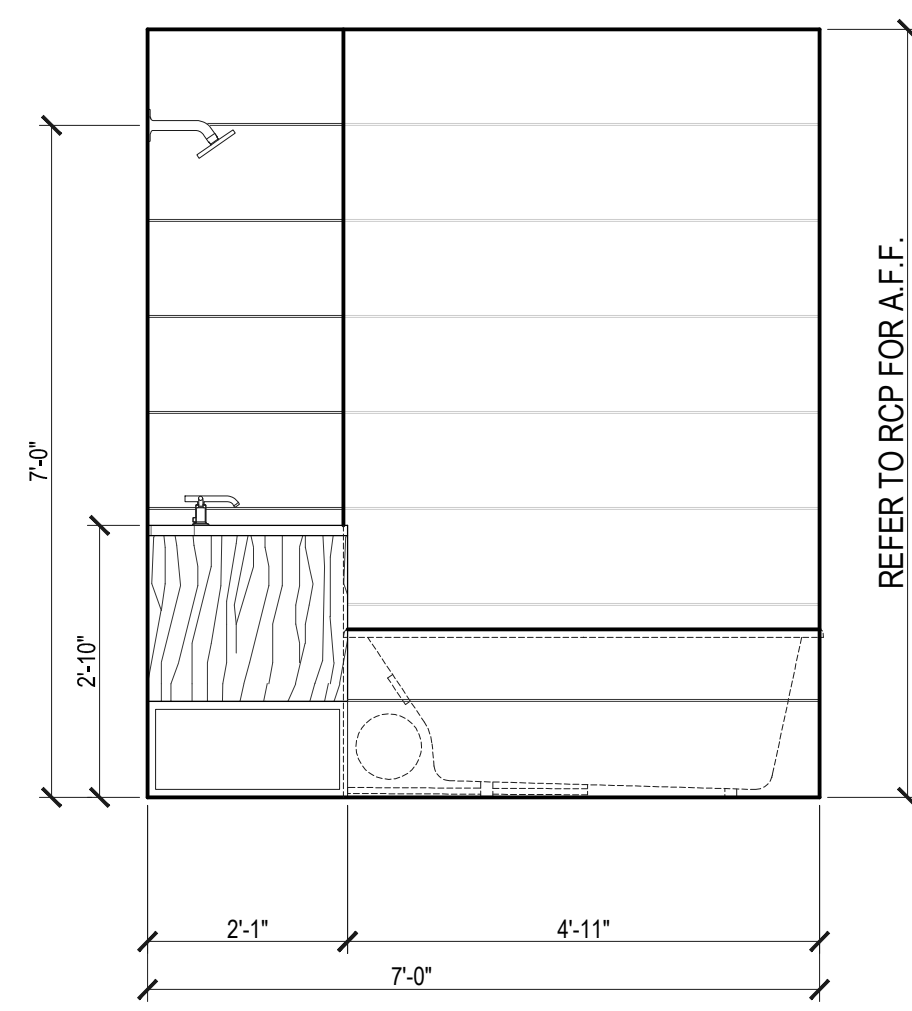
| APPENDIX P BATHROOM |                      |                                       |       | APPENDIX P BATHROOM |                |                                       |       |
|---------------------|----------------------|---------------------------------------|-------|---------------------|----------------|---------------------------------------|-------|
| FLOOR               | APARTMENT(S)         | REMARKS (CHECK PLANS FOR ORIENTATION) | PLAN  | FLOOR               | APARTMENT(S)   | REMARKS (CHECK PLANS FOR ORIENTATION) | PLAN  |
| 3RD                 | 03_08                |                                       | A-103 | 20TH-35TH           | 02_03          |                                       | A-110 |
| 4TH                 | 03_08                |                                       | A-104 | 37TH                | 02_10_11       |                                       | A-111 |
| 5TH                 | 05_06_08_11_20_31_32 |                                       | A-105 | 38TH-50TH           | 01_02_10_11    |                                       | A-112 |
| 6TH                 | 05_06_08_11_20_31_32 |                                       | A-106 | 51ST-61ST           | 01_02_10_11    |                                       | A-113 |
| 7TH                 | 02                   |                                       | A-107 | 62ND                | 01_02_09_10    |                                       | A-114 |
| 8TH-19TH            | 02_03                |                                       | A-108 | 63RD-66TH           | 01_02_06_07_08 |                                       | A-115 |



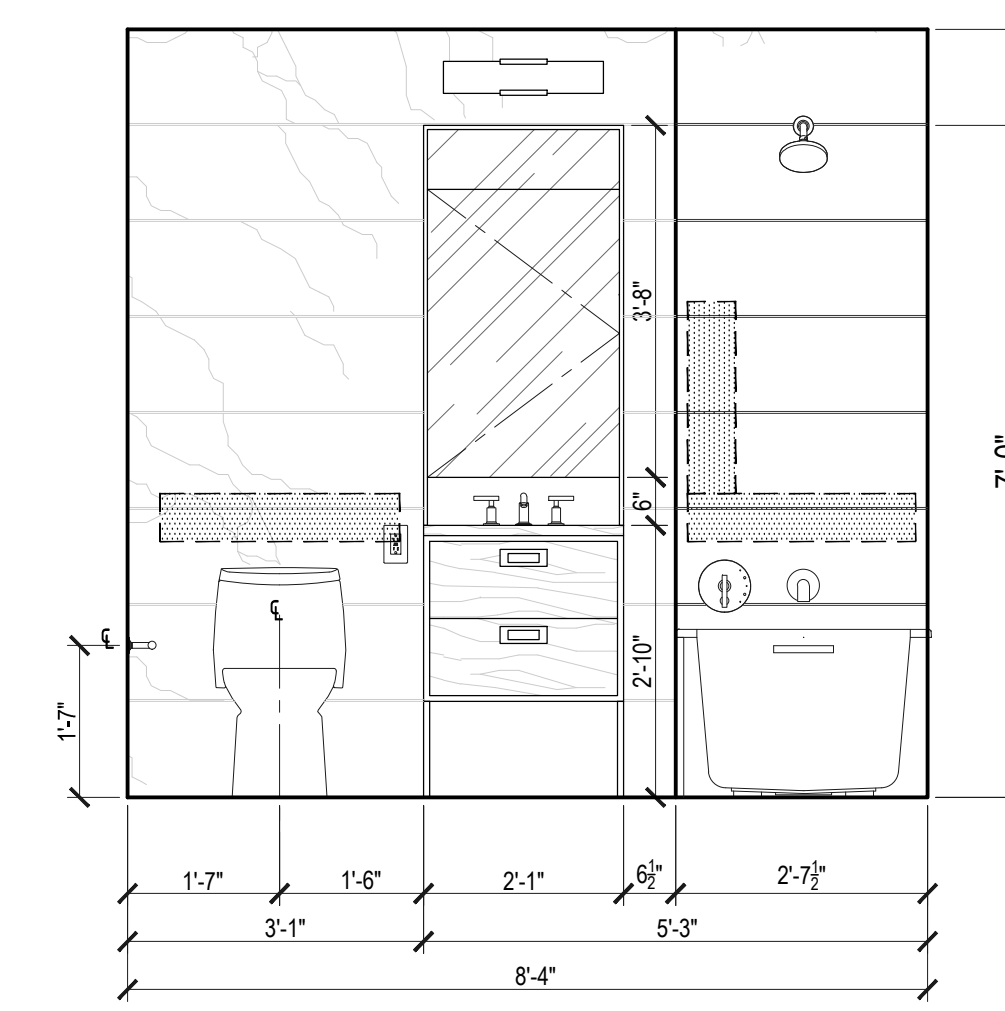
**D ELEVATION D**  
Scale: 1/2"=1'



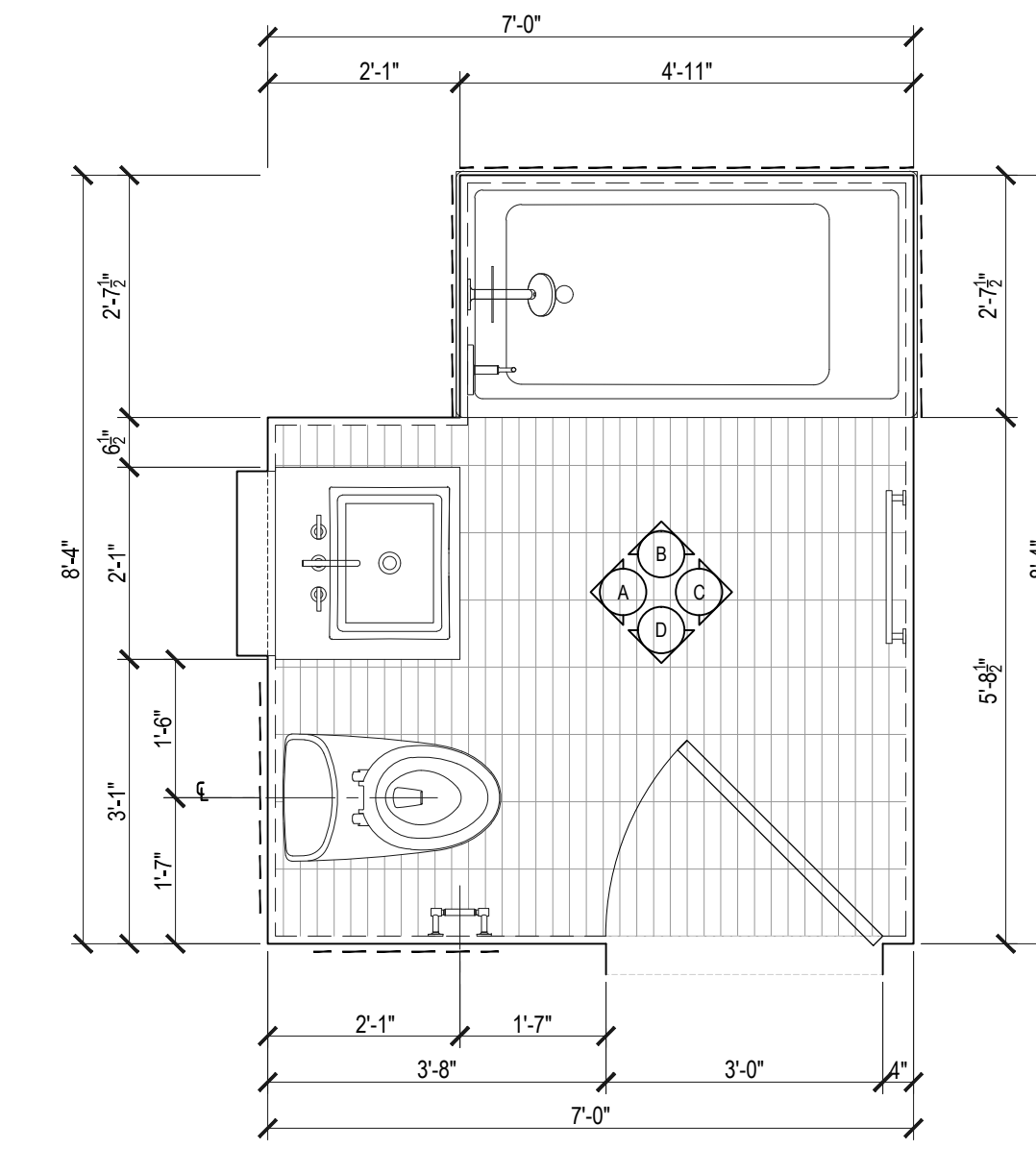
**C ELEVATION C**  
Scale: 1/2"=1'



**B ELEVATION B**  
Scale: 1/2"=1'

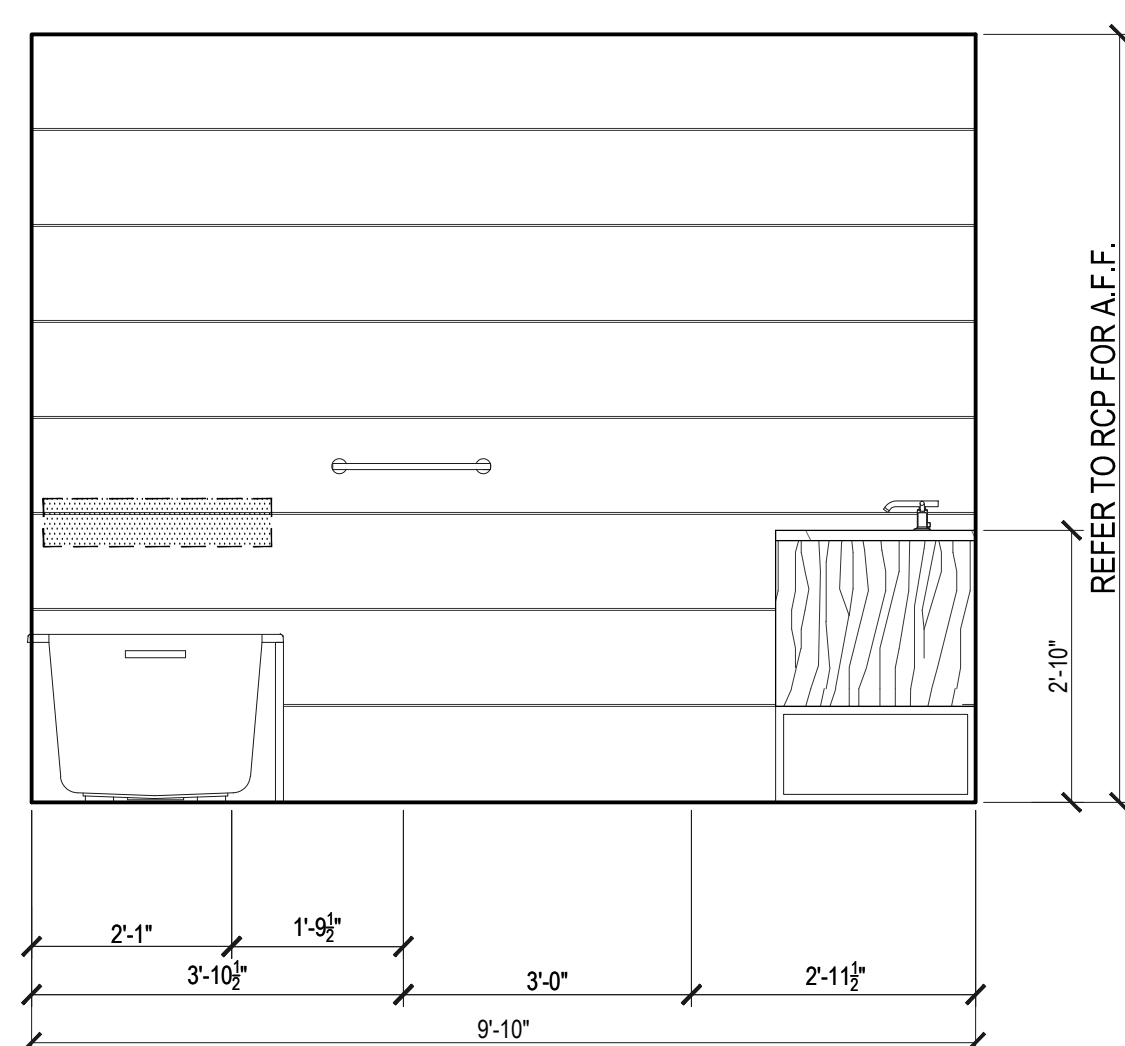


**A ELEVATION A**  
Scale: 1/2"=1'

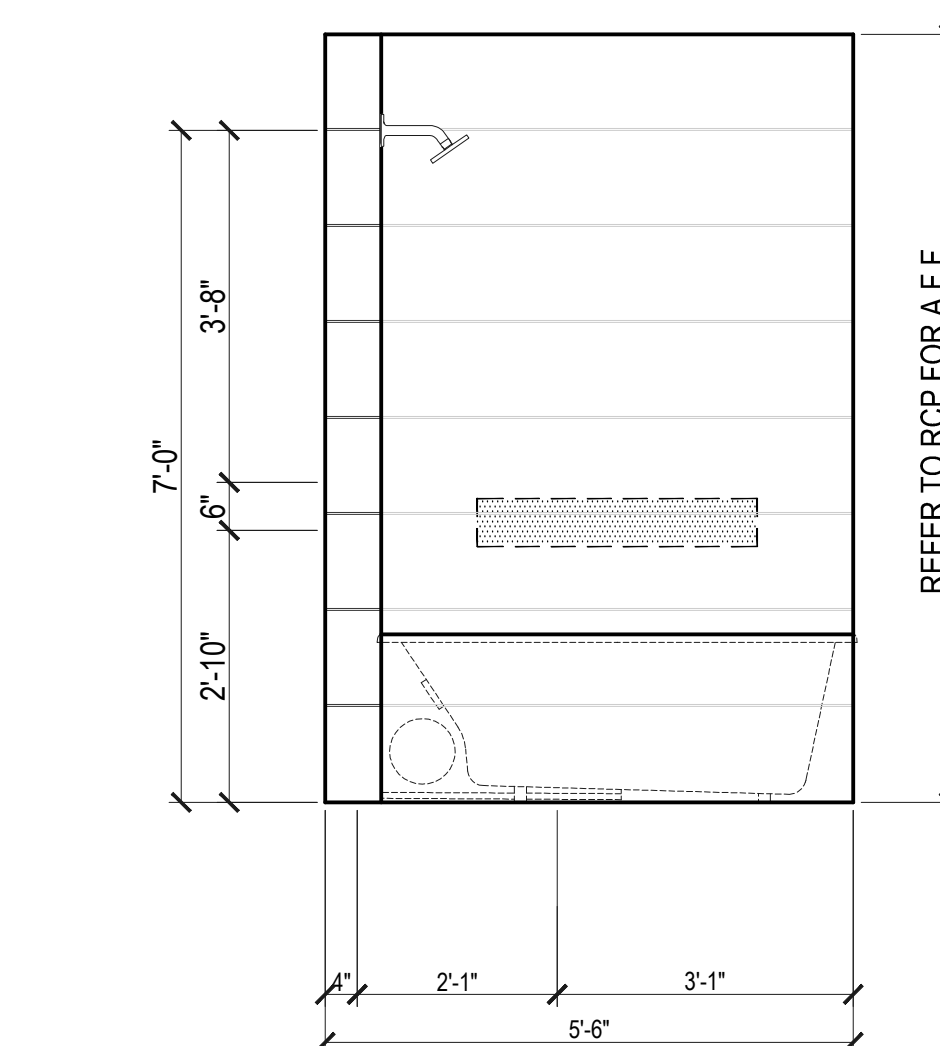


**2 PLAN TYPE SB-02**  
Scale: 1/2"=1'

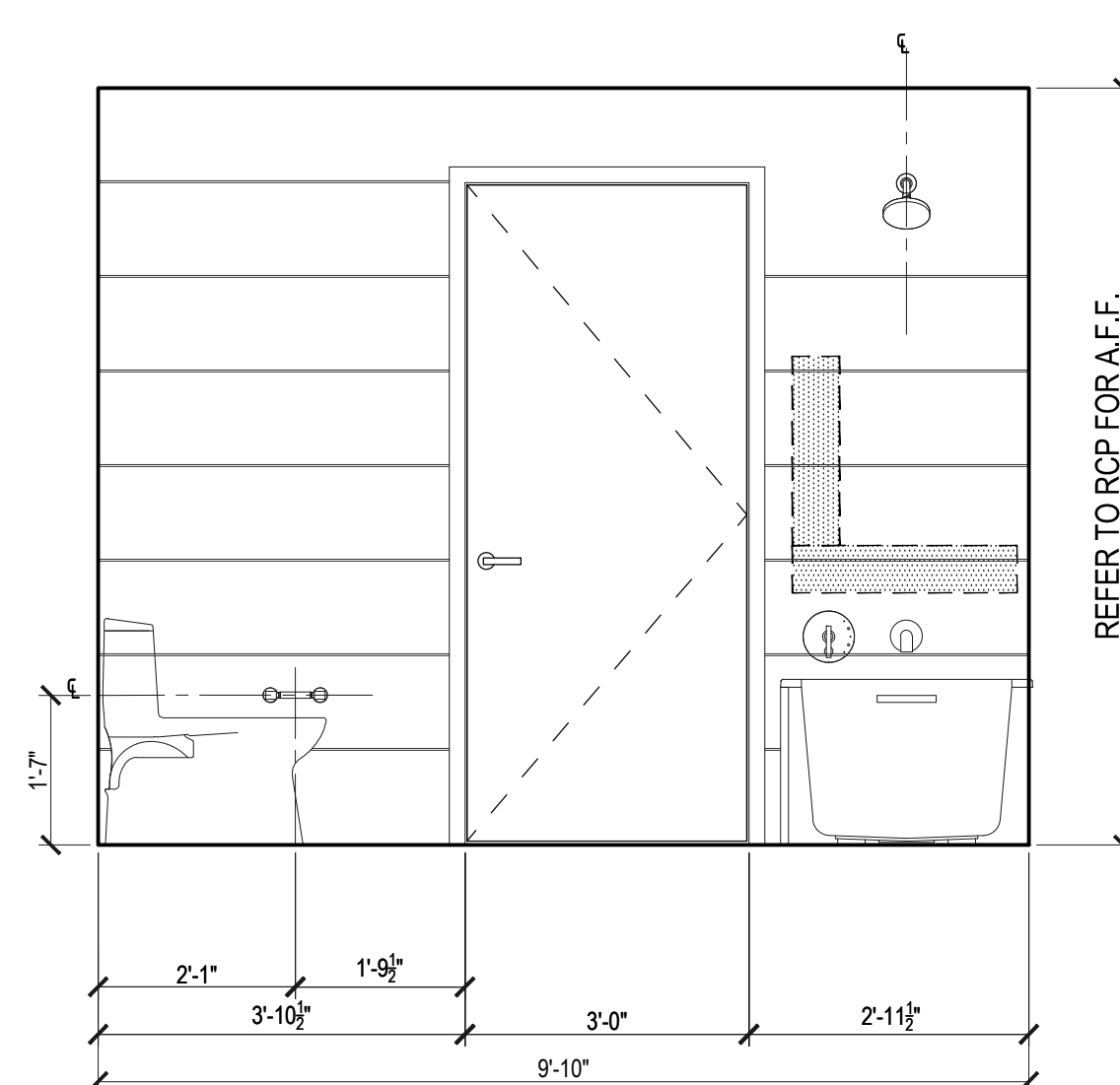
| APPENDIX P BATHROOM |                      |                                       |       | APPENDIX P BATHROOM |                |                                       |       |
|---------------------|----------------------|---------------------------------------|-------|---------------------|----------------|---------------------------------------|-------|
| FLOOR               | APARTMENT(S)         | REMARKS (CHECK PLANS FOR ORIENTATION) | PLAN  | FLOOR               | APARTMENT(S)   | REMARKS (CHECK PLANS FOR ORIENTATION) | PLAN  |
| 3RD                 | 03_08                |                                       | A-103 | 20TH-35TH           | 02_03          |                                       | A-110 |
| 4TH                 | 03_08                |                                       | A-104 | 37TH                | 02_10_11       |                                       | A-111 |
| 5TH                 | 05_06_08_11_20_31_32 |                                       | A-105 | 38TH-50TH           | 01_02_10_11    |                                       | A-112 |
| 6TH                 | 05_06_08_11_20_31_32 |                                       | A-106 | 51ST-61ST           | 01_02_10_11    |                                       | A-113 |
| 7TH                 | 02                   |                                       | A-107 | 62ND                | 01_02_09_10    |                                       | A-114 |
| 8TH-19TH            | 02_03                |                                       | A-108 | 63RD-66TH           | 01_02_06_07_08 |                                       | A-115 |



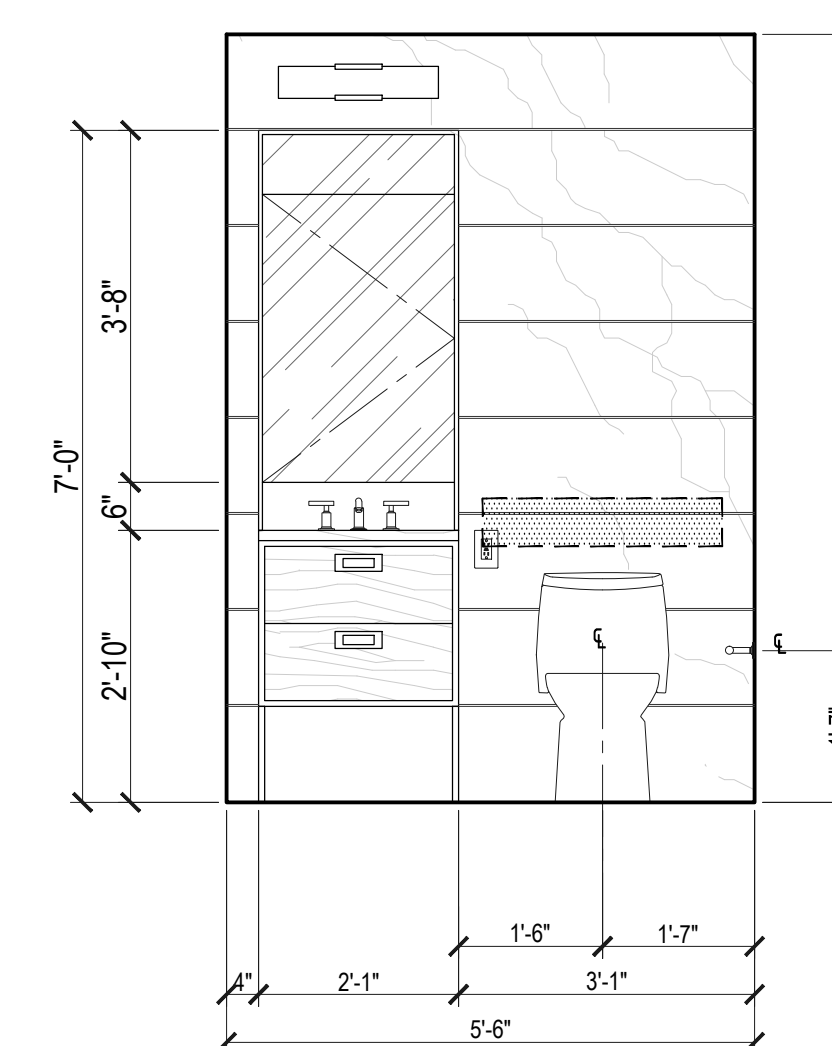
**D ELEVATION D**  
Scale: 1/2"=1'



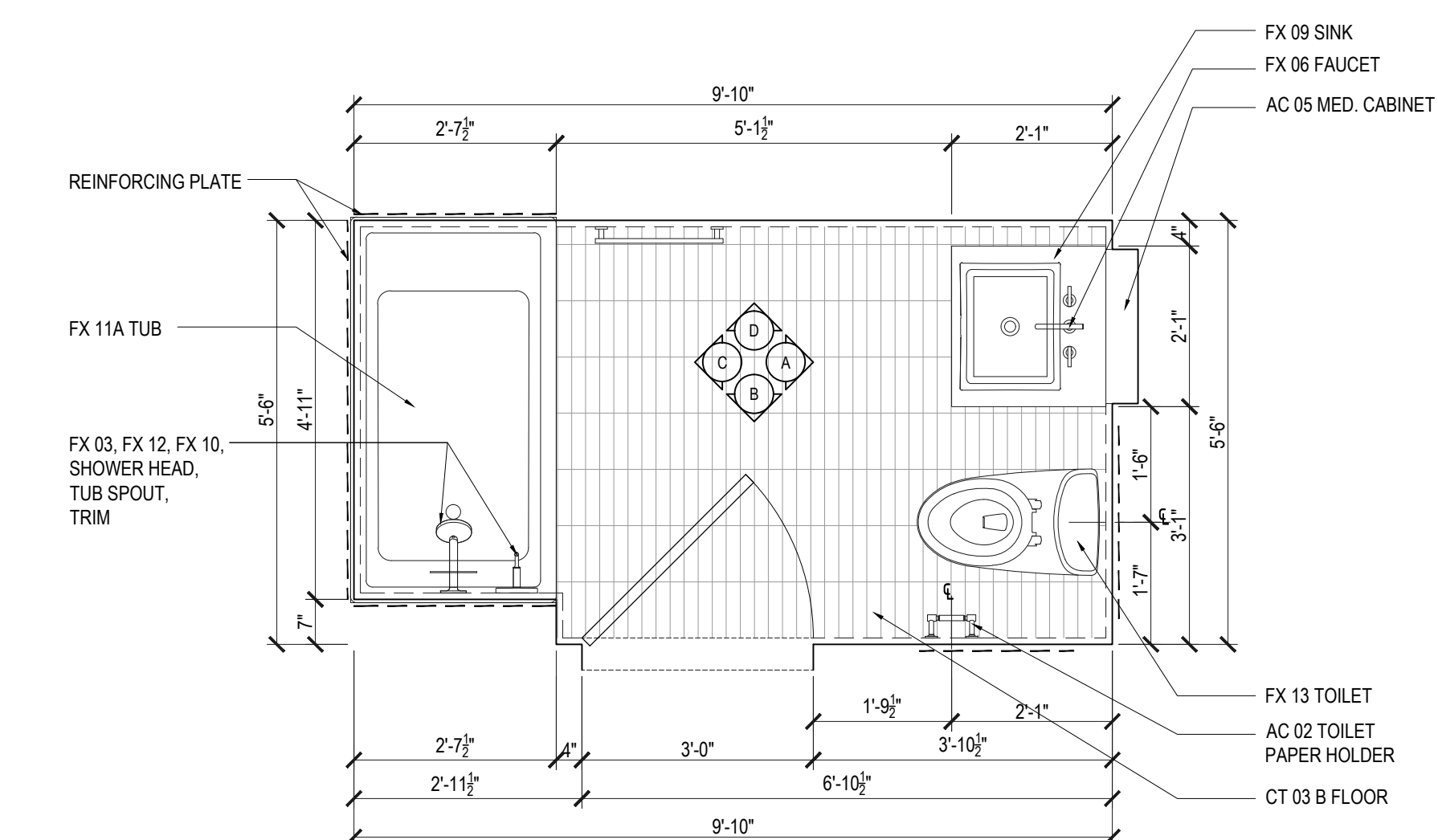
**C ELEVATION C**  
Scale: 1/2"=1'



**B ELEVATION B**  
Scale: 1/2"=1'

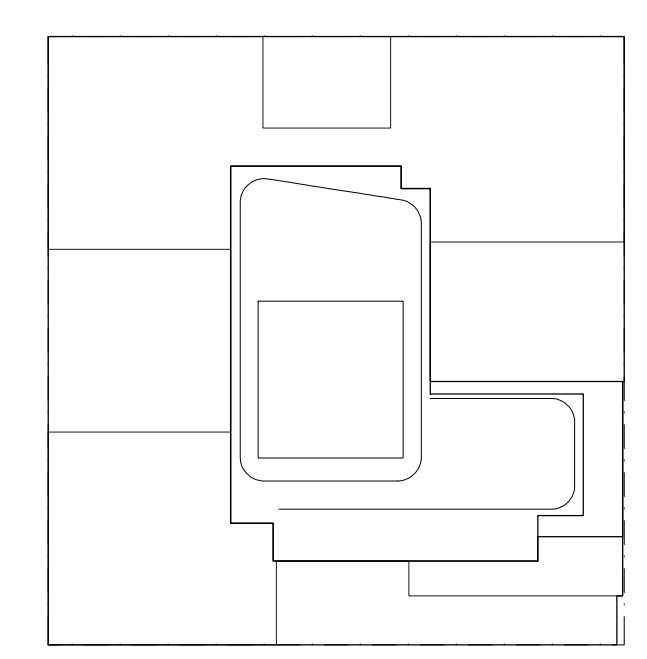


**A ELEVATION A**  
Scale: 1/2"=1'



**3 PLAN TYPE SB-03**  
Scale: 1/2"=1'

| APPENDIX P BATHROOM |                      |                                       |       | APPENDIX P BATHROOM |                |                                       |       |
|---------------------|----------------------|---------------------------------------|-------|---------------------|----------------|---------------------------------------|-------|
| FLOOR               | APARTMENT(S)         | REMARKS (CHECK PLANS FOR ORIENTATION) | PLAN  | FLOOR               | APARTMENT(S)   | REMARKS (CHECK PLANS FOR ORIENTATION) | PLAN  |
| 3RD                 | 03_08                |                                       | A-103 | 20TH-35TH           | 02_03          |                                       | A-110 |
| 4TH                 | 03_08                |                                       | A-104 | 37TH                | 02_10_11       |                                       | A-111 |
| 5TH                 | 05_06_08_11_20_31_32 |                                       | A-105 | 38TH-50TH           | 01_02_10_11    |                                       | A-112 |
| 6TH                 | 05_06_08_11_20_31_32 |                                       | A-106 | 51ST-61ST           | 01_02_10_11    |                                       | A-113 |
| 7TH                 | 02                   |                                       | A-107 | 62ND                | 01_02_09_10    |                                       | A-114 |
| 8TH-19TH            | 02_03                |                                       | A-108 | 63RD-66TH           | 01_02_06_07_08 |                                       | A-115 |



**NOTES:**  
1. SUBMIT SHOP DRAWINGS AND MOCK-UPS FOR INTERIOR DESIGNER & OWNER APPROVAL PRIOR TO FABRICATION.

NOT FOR CONSTRUCTION

03/02/2017 ISSUED FOR DOB  
03/01/2017 ISSUED FOR DOB  
02/04/2017 ISSUED FOR DOB  
01/07/2017 ISSUED FOR DOB  
01/05/2017 ISSUED FOR DOB  
11/17/2016 FACILE PRICING SET  
11/10/2016 100% DEVELOPER/OWNER SET  
10/23/2016 ISSUED FOR DOB  
02/05/2014 DOB FILING SET

Project:  
**City View Tower at Court Square**  
23-15 44th Drive  
Long Island City, NY 11101

Client:  
**Cityview Tower LLC**  
112-15 NORTHERN BLVD, CF-2  
CORONA, NY 11368  
(718) 321-8552

Architect:  
**HILL | WEST ARCHITECTS**  
11 BROADWAY  
17TH FLOOR  
NEW YORK, NY 10004  
T. 212 213 8007

Consultant:  
**DESIMONE CONSULTING ENGINEERS**  
140 Broadway 25th Floor  
New York, NY 10005  
(212) 532-2211

**Cosentini Associates**  
Two Pennsylvania Plaza, 3rd FL.  
New York, NY 10121  
(212) 615-3600

**Whitehall**  
11 Broadway, 17th Floor  
New York, NY 10004  
(212) 908-4940

DOB STAMPS & SIGNATURES:

DWG TITLE:  
**SECONDARY BATHROOM PLANS & ELEVATIONS**

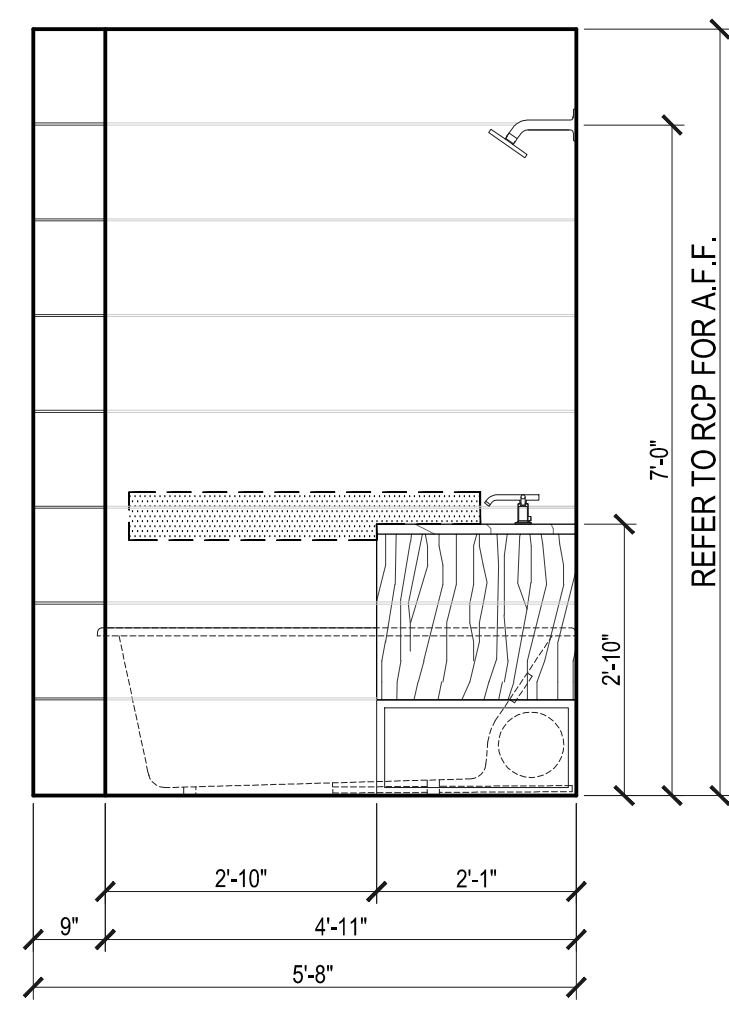
SEAL & SIGNATURE: DATE: 01/18/2017

PROJECT #: 15412

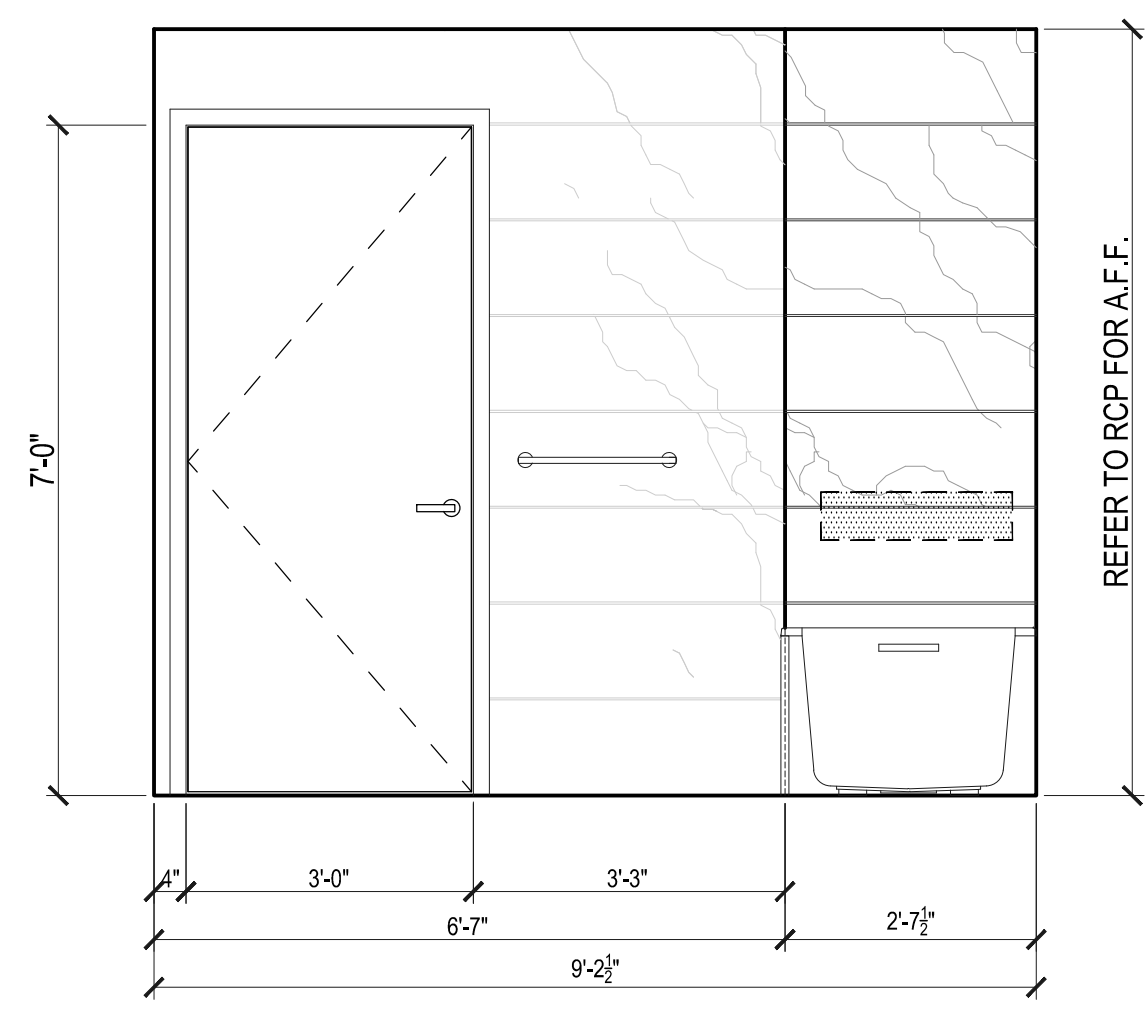
SCALE: AS NOTED

DWG NO: **A-608.00**

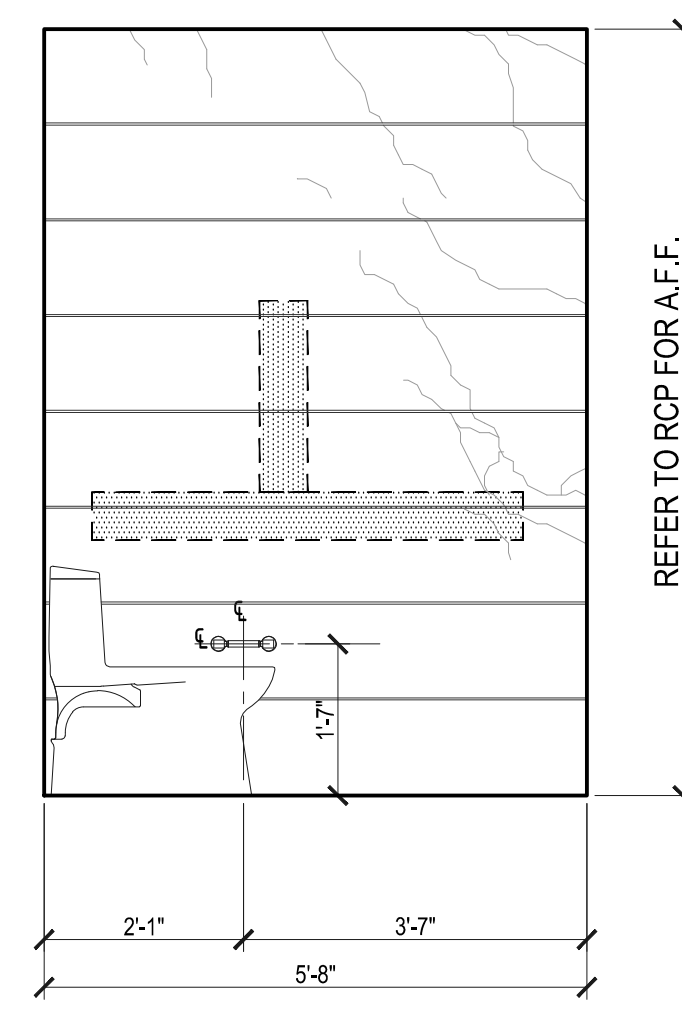
049 OF 58



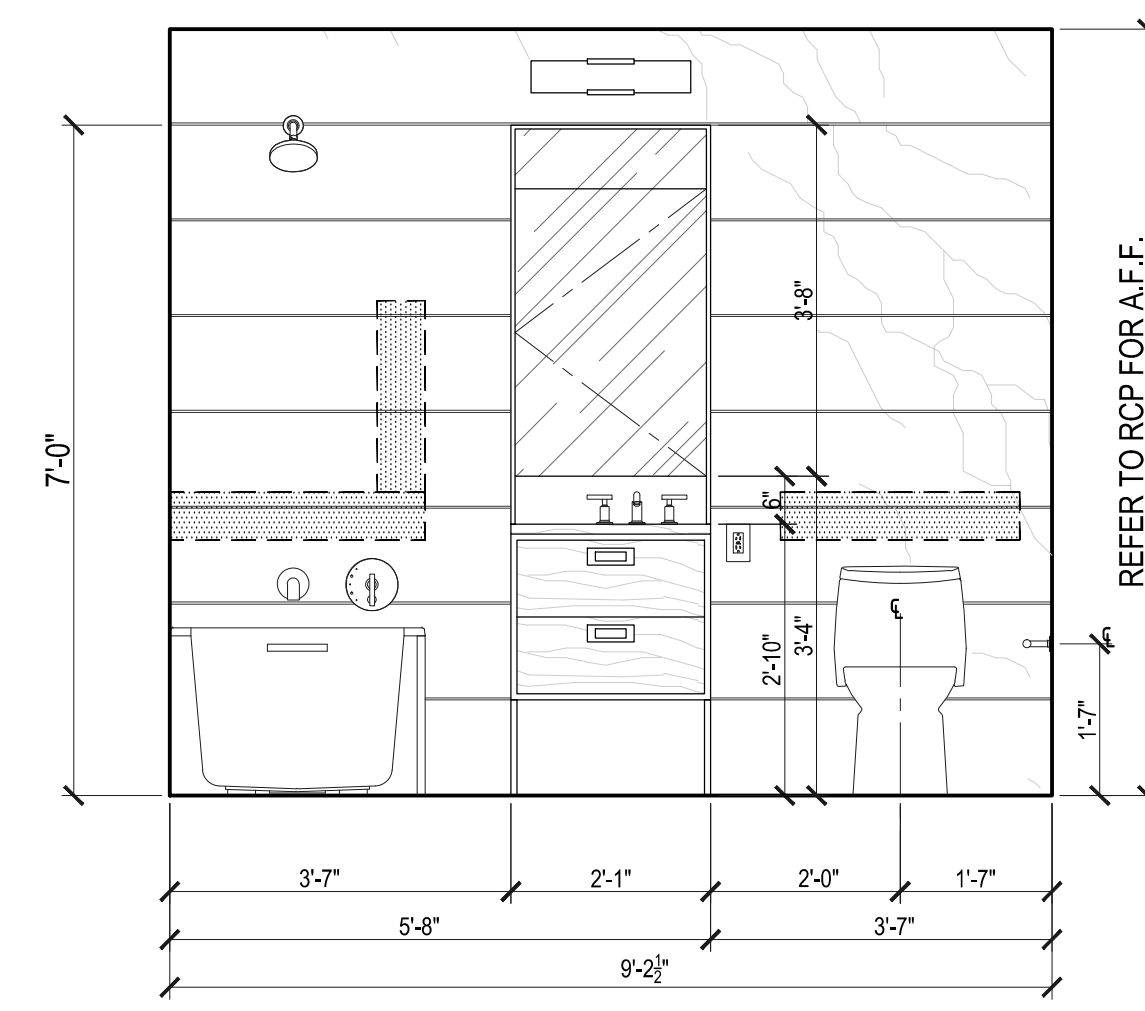
**D ELEVATION D**  
Scale: 1/2"=1'



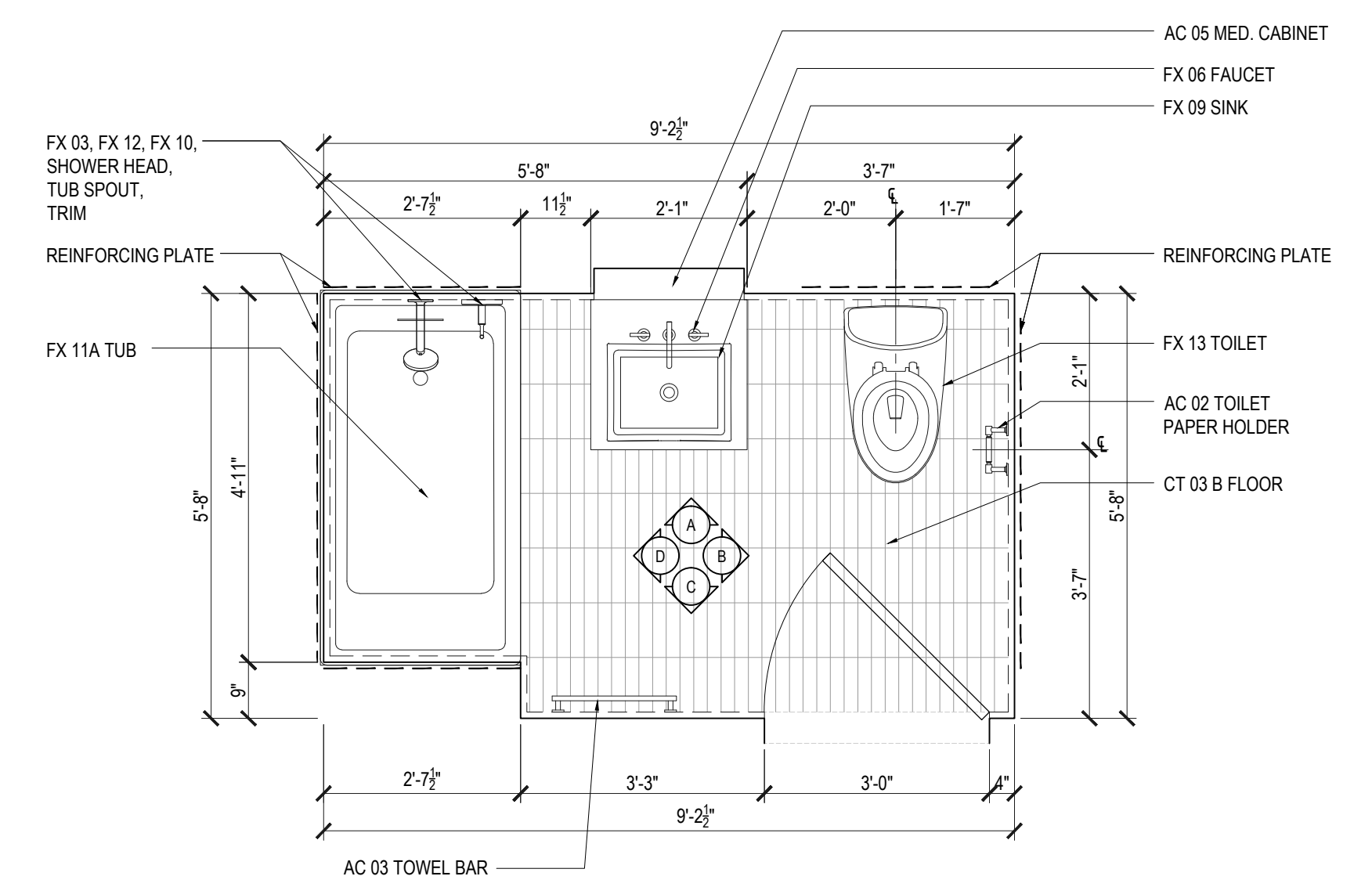
**C ELEVATION C**  
Scale: 1/2"=1'



**B ELEVATION B**  
Scale: 1/2"=1'

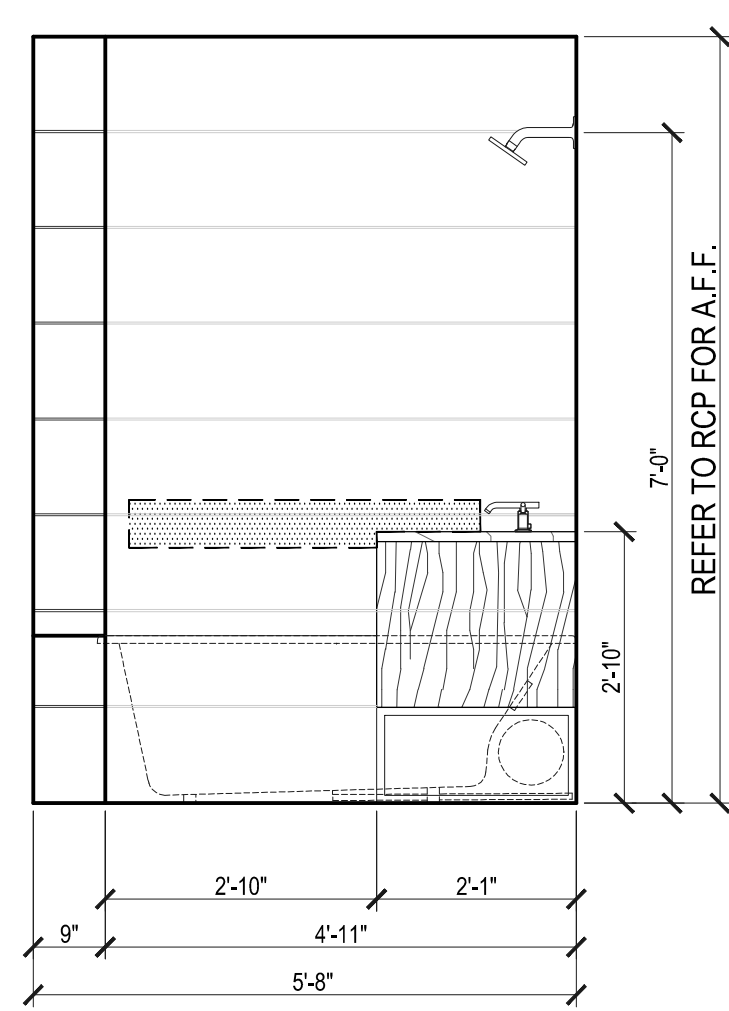


**A ELEVATION A**  
Scale: 1/2"=1'

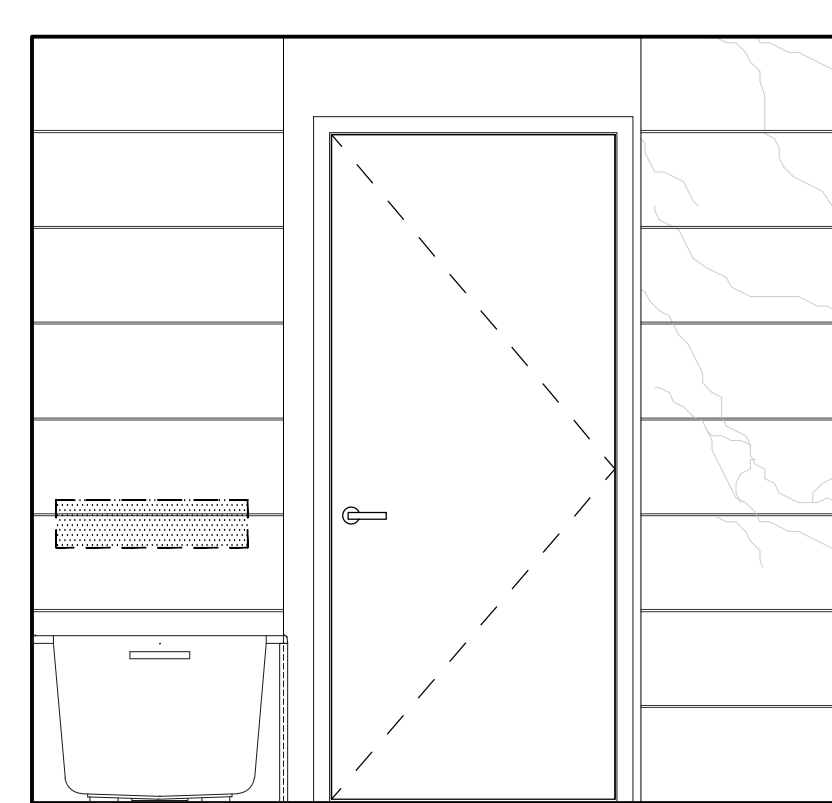


**1 PLAN TYPE SB-04**  
Scale: 1/2"=1'

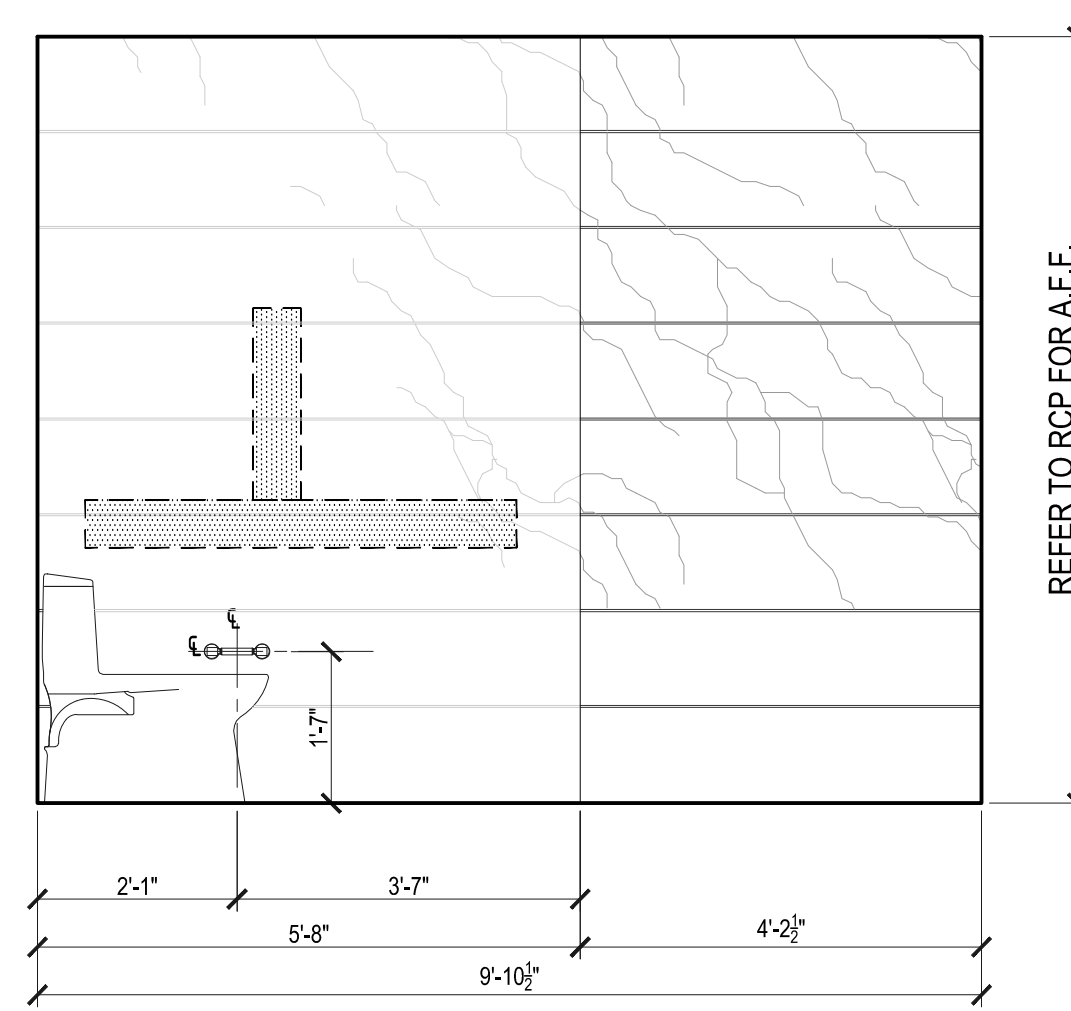
| APPENDIX P BATHROOM |                            |                                       |       | APPENDIX P BATHROOM |                    |                                       |       |
|---------------------|----------------------------|---------------------------------------|-------|---------------------|--------------------|---------------------------------------|-------|
| FLOOR               | APARTMENT(S)               | REMARKS (CHECK PLANS FOR ORIENTATION) | PLAN  | FLOOR               | APARTMENT(S)       | REMARKS (CHECK PLANS FOR ORIENTATION) | PLAN  |
| 3RD                 | 03, 08                     |                                       | A-103 | 20TH-35TH           | 02, 03             |                                       | A-110 |
| 4TH                 | 03, 08                     |                                       | A-104 | 37TH                | 02, 10, 11         |                                       | A-111 |
| 5TH                 | 05, 06, 08, 11, 29, 31, 32 |                                       | A-105 | 38TH-60TH           | 01, 02, 10, 11     |                                       | A-112 |
| 6TH                 | 05, 06, 08, 11, 29, 31, 32 |                                       | A-106 | S1ST-61ST           | 01, 02, 10, 11     |                                       | A-113 |
| 7TH                 | 02                         |                                       | A-107 | 62ND                | 01, 02, 09, 10     |                                       | A-114 |
| 8TH-19TH            | 02, 03                     |                                       | A-108 | 63RD-66TH           | 01, 02, 06, 07, 08 |                                       | A-115 |



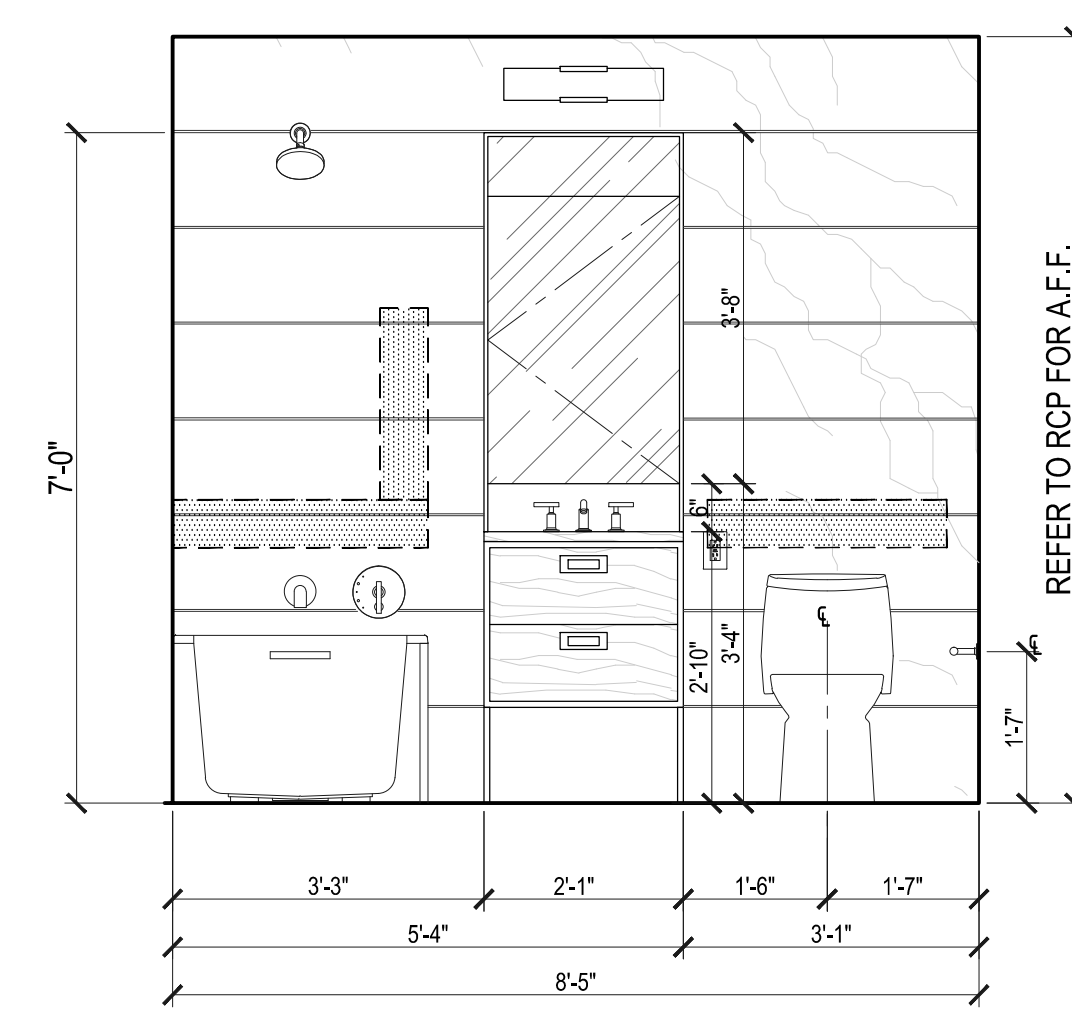
**D ELEVATION D**  
Scale: 1/2"=1'



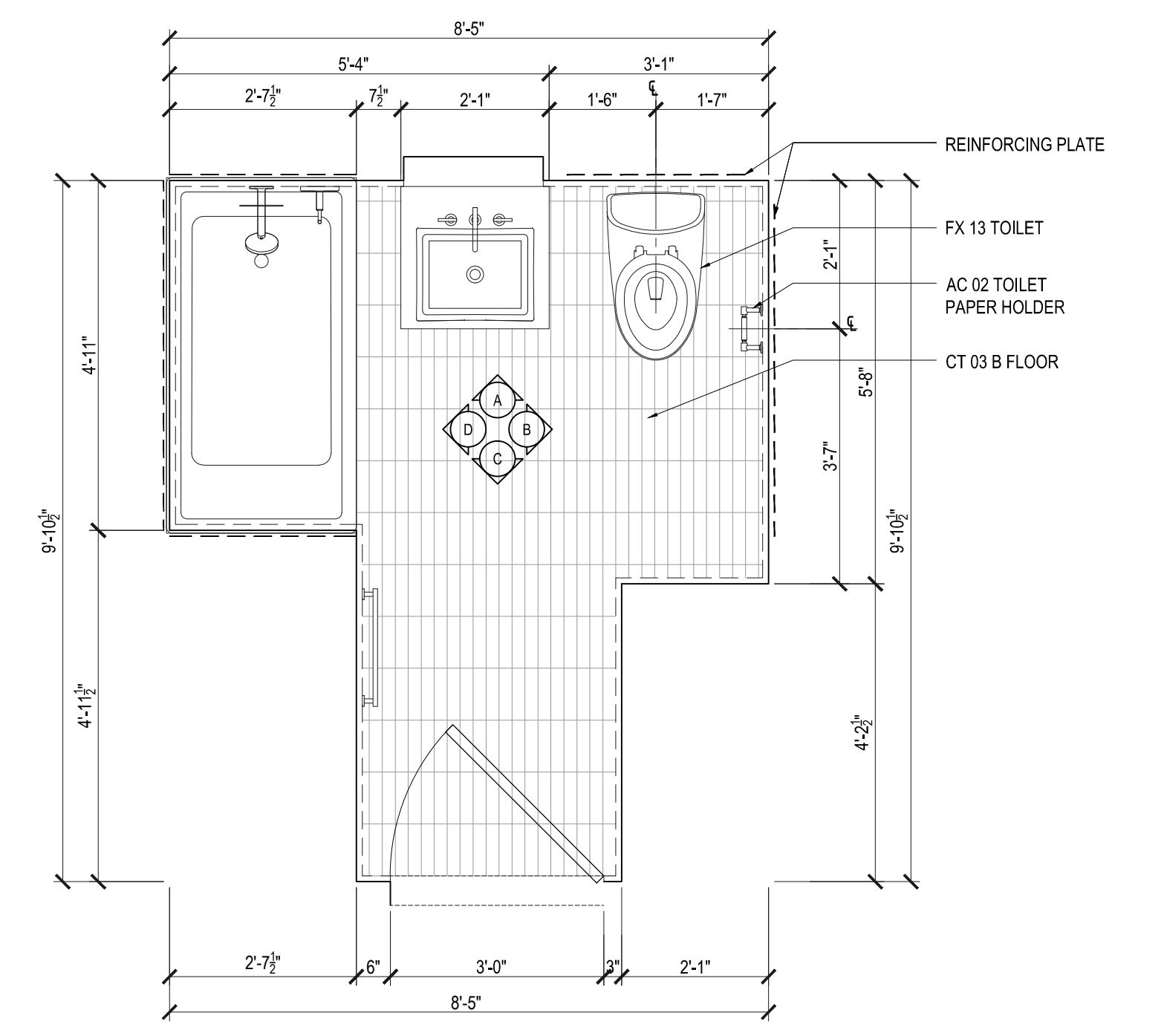
**C ELEVATION C**  
Scale: 1/2"=1'



**B ELEVATION B**  
Scale: 1/2"=1'

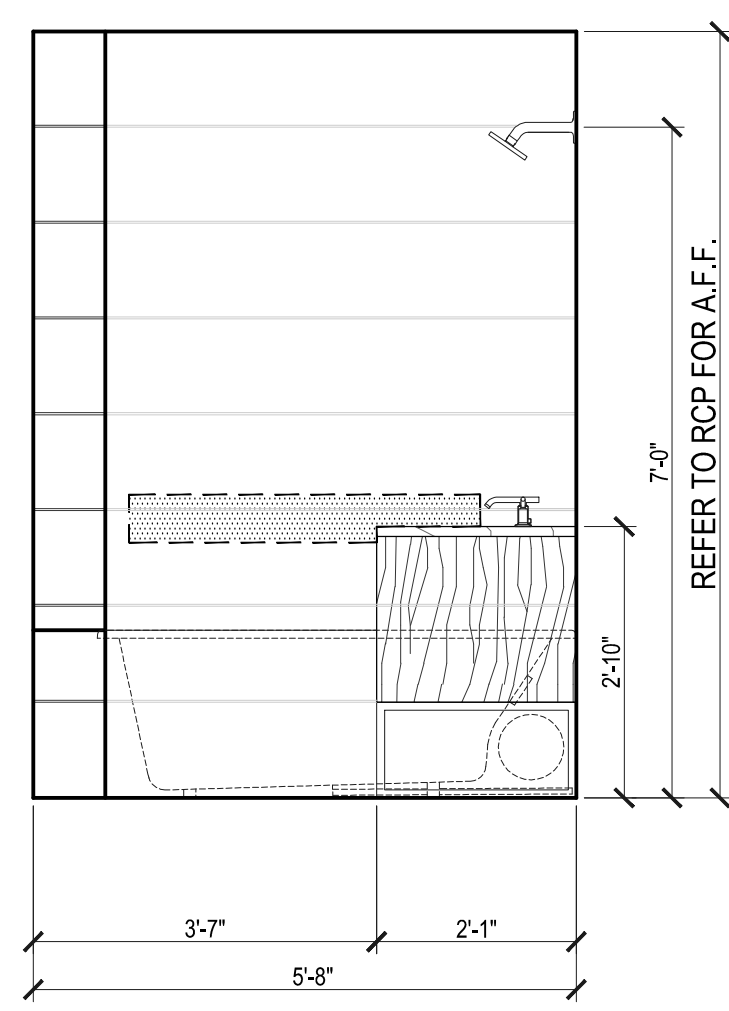


**A ELEVATION A**  
Scale: 1/2"=1'

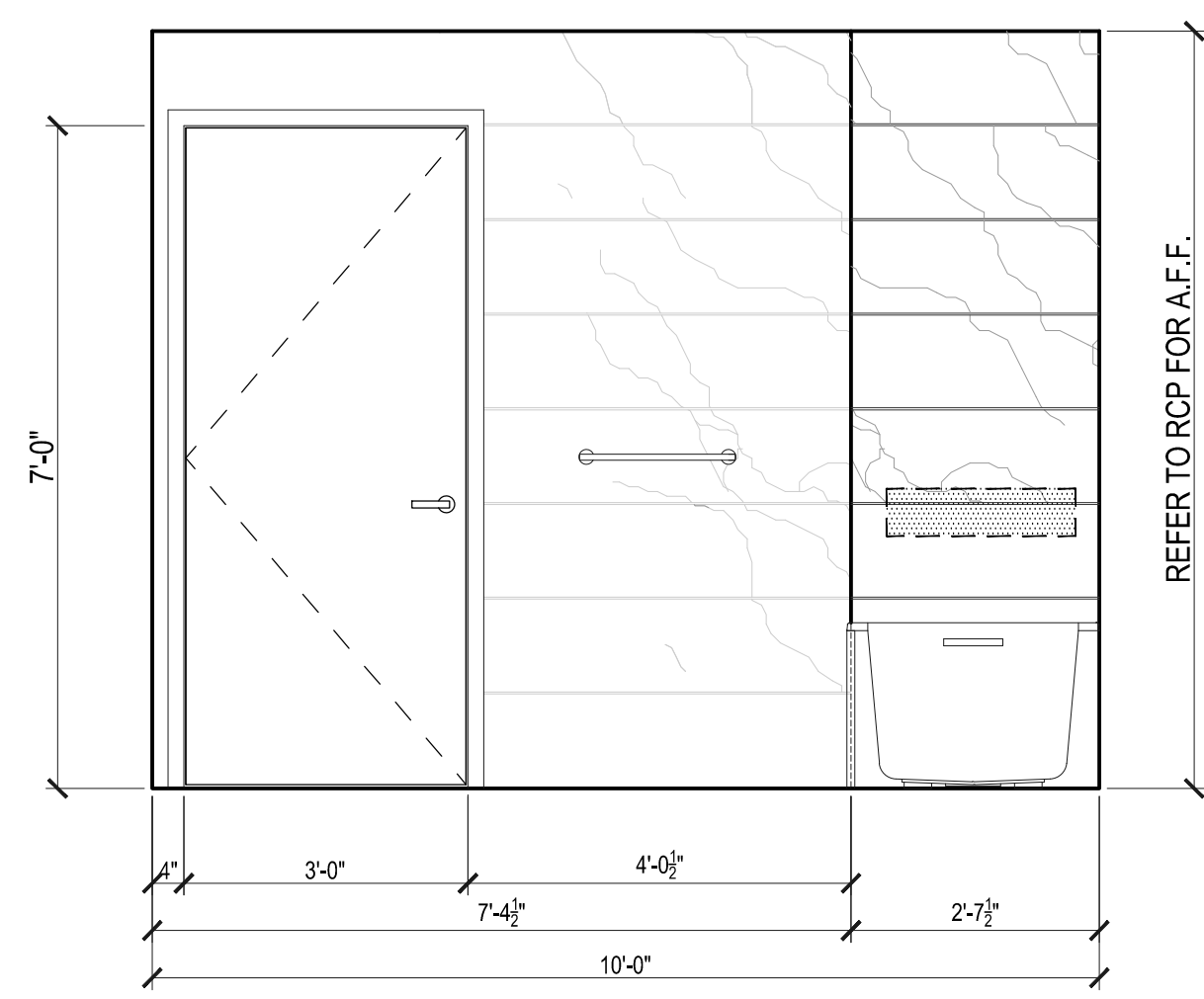


**2 PLAN TYPE SB-05**  
Scale: 1/2"=1'

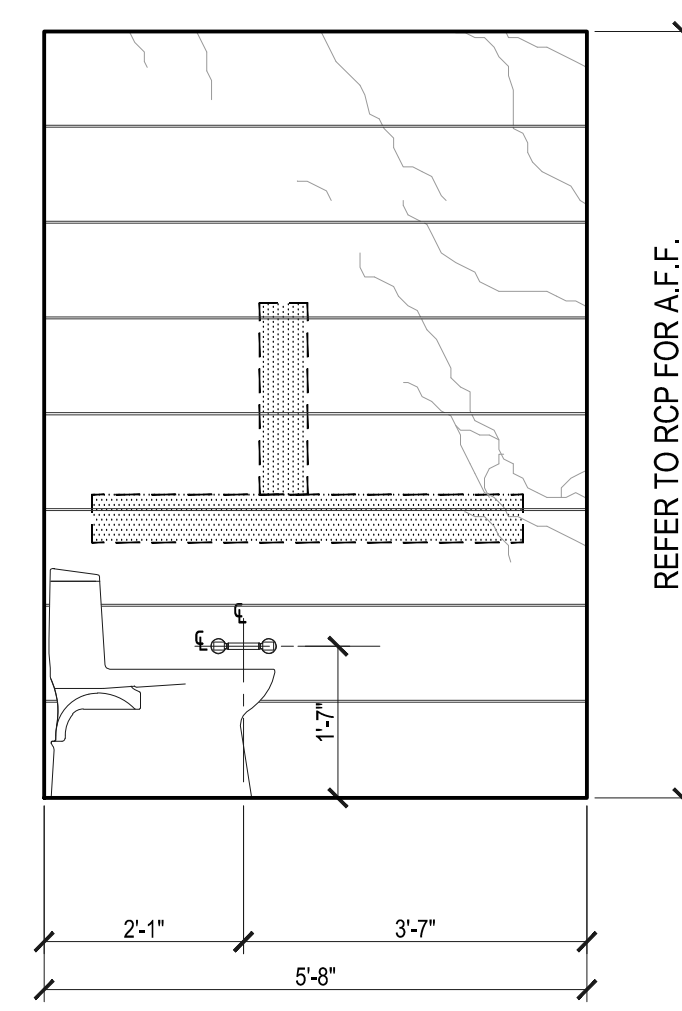
| APPENDIX P BATHROOM |                            |                                       |       | APPENDIX P BATHROOM |                    |                                       |       |
|---------------------|----------------------------|---------------------------------------|-------|---------------------|--------------------|---------------------------------------|-------|
| FLOOR               | APARTMENT(S)               | REMARKS (CHECK PLANS FOR ORIENTATION) | PLAN  | FLOOR               | APARTMENT(S)       | REMARKS (CHECK PLANS FOR ORIENTATION) | PLAN  |
| 3RD                 | 03, 08                     |                                       | A-103 | 20TH-35TH           | 02, 03             |                                       | A-110 |
| 4TH                 | 03, 08                     |                                       | A-104 | 37TH                | 02, 10, 11         |                                       | A-111 |
| 5TH                 | 05, 06, 08, 11, 29, 31, 32 |                                       | A-105 | 38TH-60TH           | 01, 02, 10, 11     |                                       | A-112 |
| 6TH                 | 05, 06, 08, 11, 29, 31, 32 |                                       | A-106 | S1ST-61ST           | 01, 02, 10, 11     |                                       | A-113 |
| 7TH                 | 02                         |                                       | A-107 | 62ND                | 01, 02, 09, 10     |                                       | A-114 |
| 8TH-19TH            | 02, 03                     |                                       | A-108 | 63RD-66TH           | 01, 02, 06, 07, 08 |                                       | A-115 |



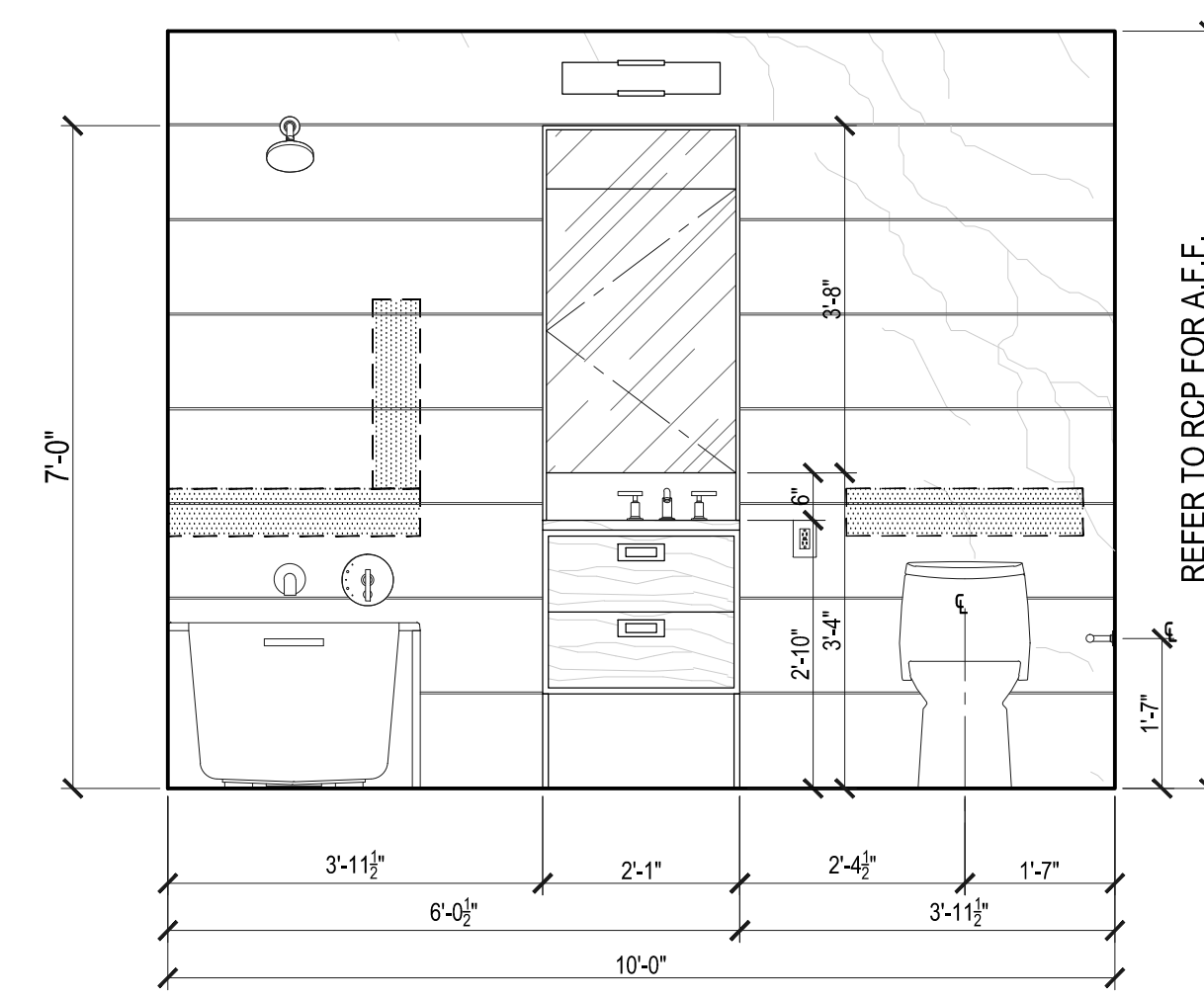
**D ELEVATION D**  
Scale: 1/2"=1'



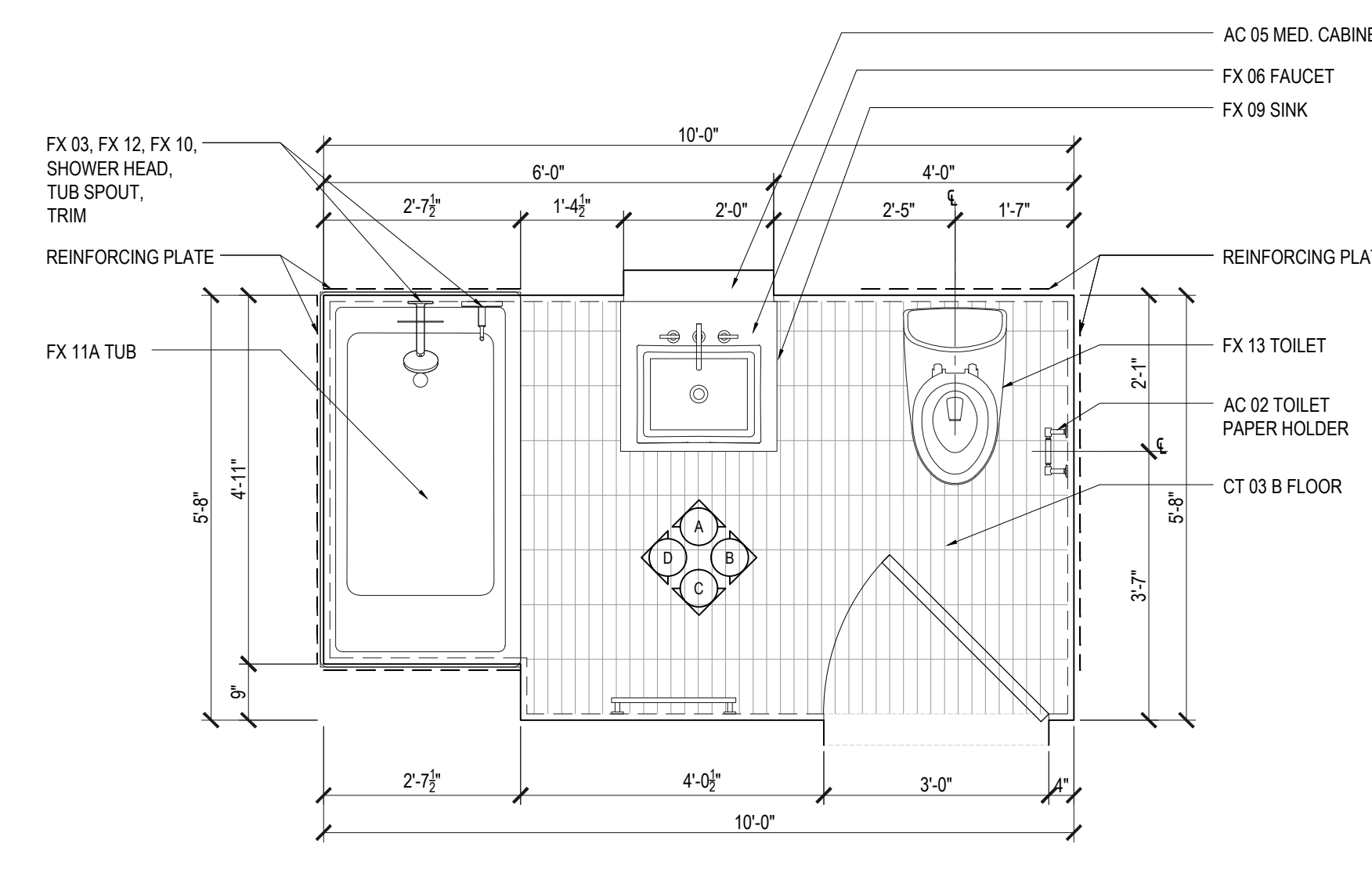
**C ELEVATION C**  
Scale: 1/2"=1'



**B ELEVATION B**  
Scale: 1/2"=1'

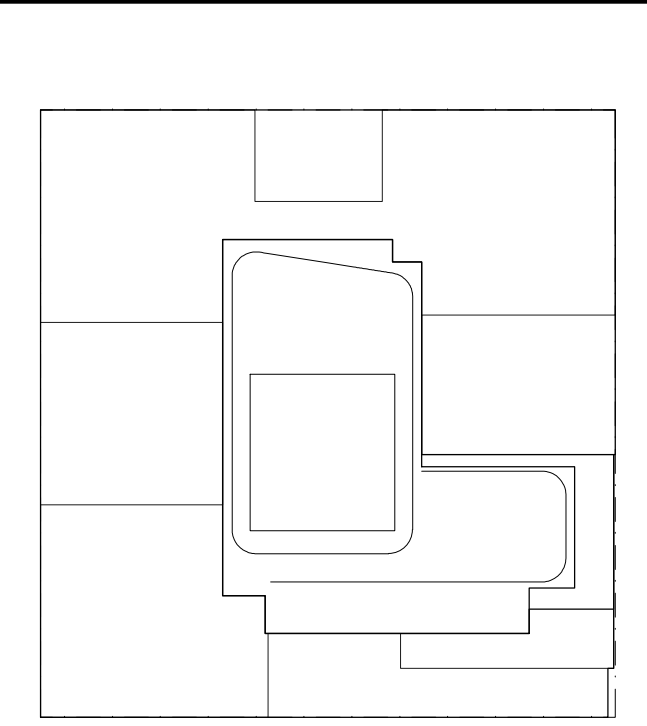


**A ELEVATION A**  
Scale: 1/2"=1'



**3 PLAN TYPE SB-06**  
Scale: 1/2"=1'

| APPENDIX P BATHROOM |                            |                                       |       | APPENDIX P BATHROOM |                    |                                       |       |
|---------------------|----------------------------|---------------------------------------|-------|---------------------|--------------------|---------------------------------------|-------|
| FLOOR               | APARTMENT(S)               | REMARKS (CHECK PLANS FOR ORIENTATION) | PLAN  | FLOOR               | APARTMENT(S)       | REMARKS (CHECK PLANS FOR ORIENTATION) | PLAN  |
| 3RD                 | 03, 08                     |                                       | A-103 | 20TH-35TH           | 02, 03             |                                       | A-110 |
| 4TH                 | 03, 08                     |                                       | A-104 | 37TH                | 02, 10, 11         |                                       | A-111 |
| 5TH                 | 05, 06, 08, 11, 29, 31, 32 |                                       | A-105 | 38TH-60TH           | 01, 02, 10, 11     |                                       | A-112 |
| 6TH                 | 05, 06, 08, 11, 29, 31, 32 |                                       | A-106 | S1ST-61ST           | 01, 02, 10, 11     |                                       | A-113 |
| 7TH                 | 02                         |                                       | A-107 | 62ND                | 01, 02, 09, 10     |                                       | A-114 |
| 8TH-19TH            | 02, 03                     |                                       | A-108 | 63RD-66TH           | 01, 02, 06, 07, 08 |                                       | A-115 |



**NOTES:**  
1. SUBMIT SHOP DRAWINGS AND MOCK-UPS FOR INTERIOR DESIGNER & OWNER APPROVAL PRIOR TO FABRICATION.

**NOT FOR CONSTRUCTION**

03/10/2017 ISSUED FOR DOB  
03/16/2017 ISSUED FOR DOB  
02/14/2017 ISSUED FOR DOB  
01/22/2017 SUPERSTRUCTURE SET  
01/25/2017 ISSUED FOR DOB  
11/17/2016 FACILITY PILING SET  
11/11/2016 VIBRATION MONITORING SET  
10/12/2016 ISSUED FOR DOB  
02/05/2016 DOB PILING SET

Number: \_\_\_\_\_ Date: \_\_\_\_\_ Revision: \_\_\_\_\_  
Project: **City View Tower at Court Square**  
23-15 44th Drive  
Long Island City, NY 11101

Client: **Cityview Tower LLC**  
112-15 NORTHERN BLVD, CF-2  
CORONA, NY 11368  
(718) 321-8652

Architect: **HILL | WEST ARCHITECTS**  
11 BROADWAY  
17TH FLOOR  
NEW YORK, NY 10004  
T. 212 213 8007

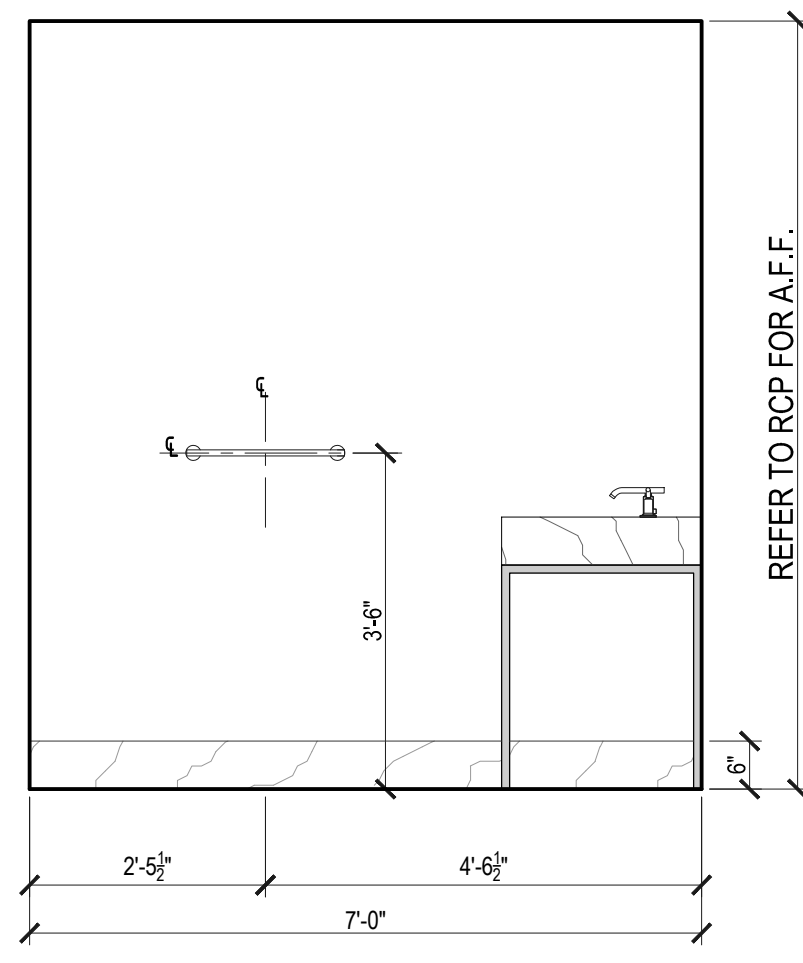
Consultant: **DESIMONE CONSULTING ENGINEERS**  
140 Broadway 25th Floor  
New York, NY, 10005  
(212) 532-2211

**Cosentini Associates**  
Two Pennsylvania Plaza, 3rd FL.  
New York, NY 10121  
(212) 615-3600  
**Whitehall**  
11 Broadway, 17th Floor  
New York, NY 10004  
(212) 908-4940

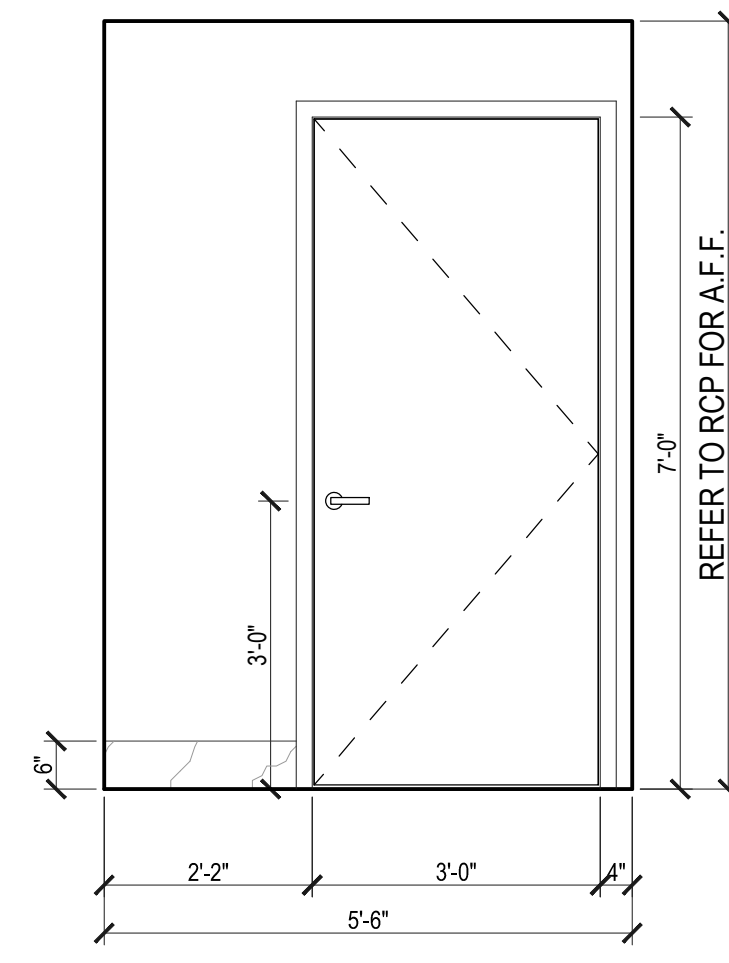
DOB STAMPS & SIGNATURES:

DWG TITLE: **SECONDARY BATHROOM PLANS & ELEVATIONS**

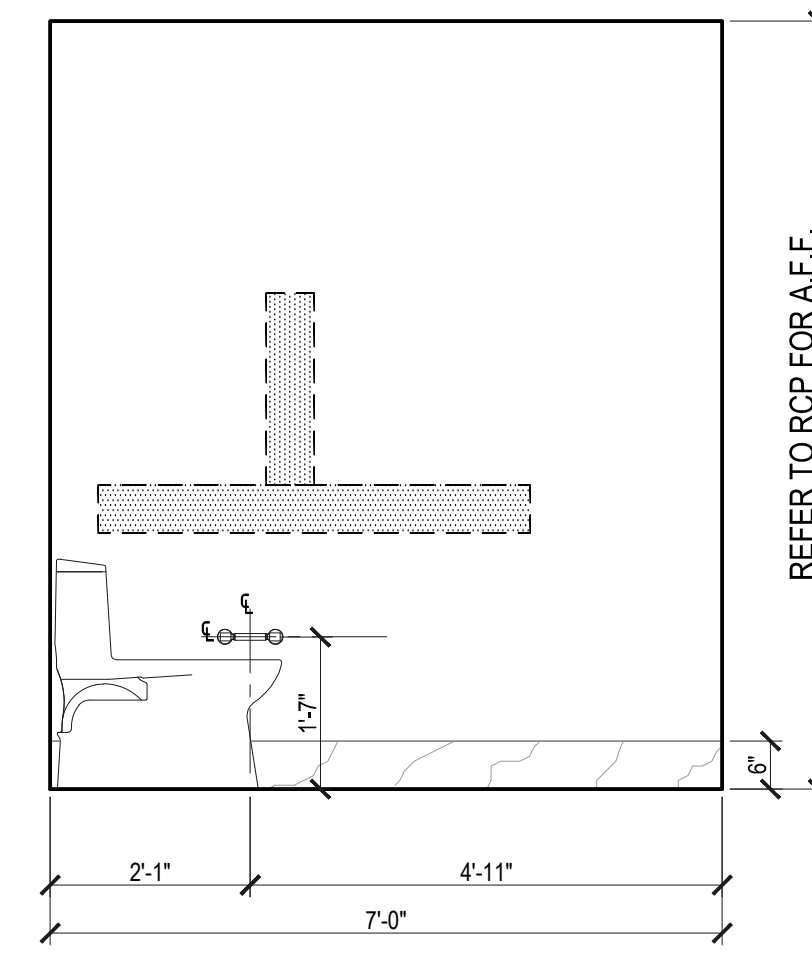
SEAL & SIGNATURE: \_\_\_\_\_ DATE: 01/18/2017  
PROJECT #: 15142  
SCALE: AS NOTED  
**A-609.00**  
DWG NO. 049 OF 58



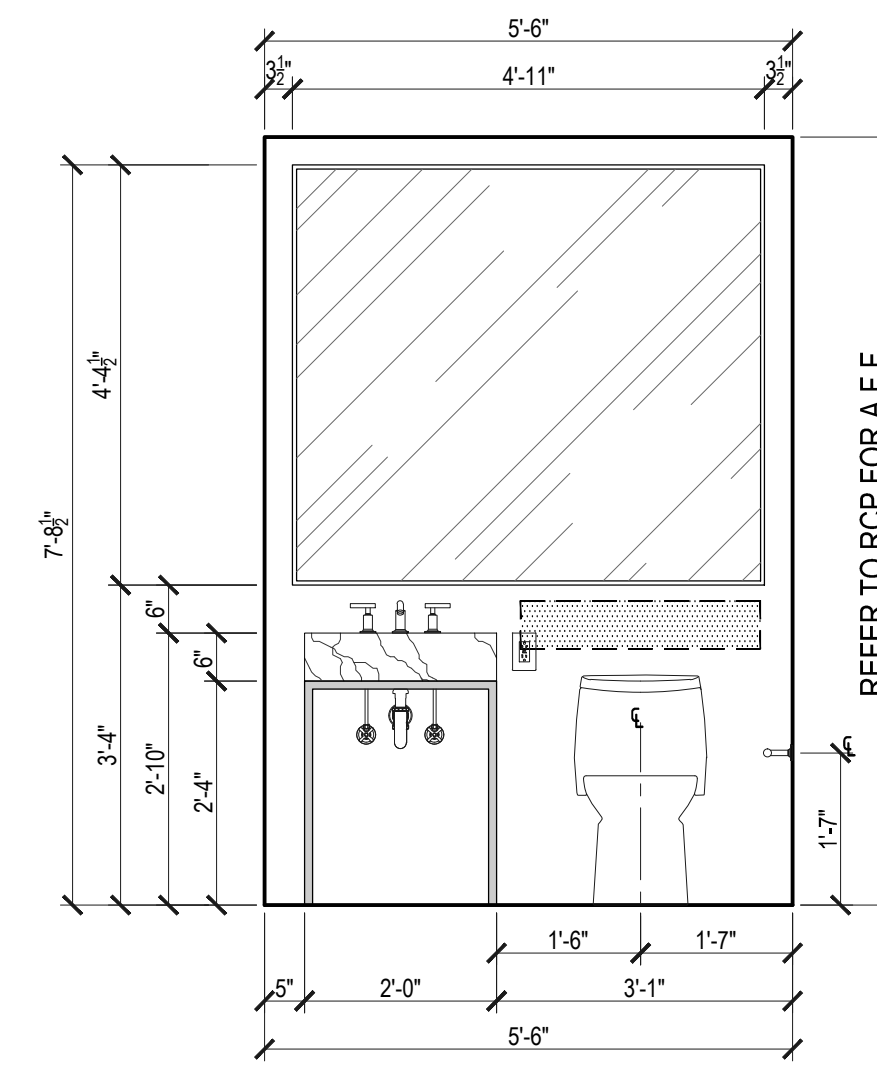
**D** ELEVATION D  
Scale: 1/2"=1'



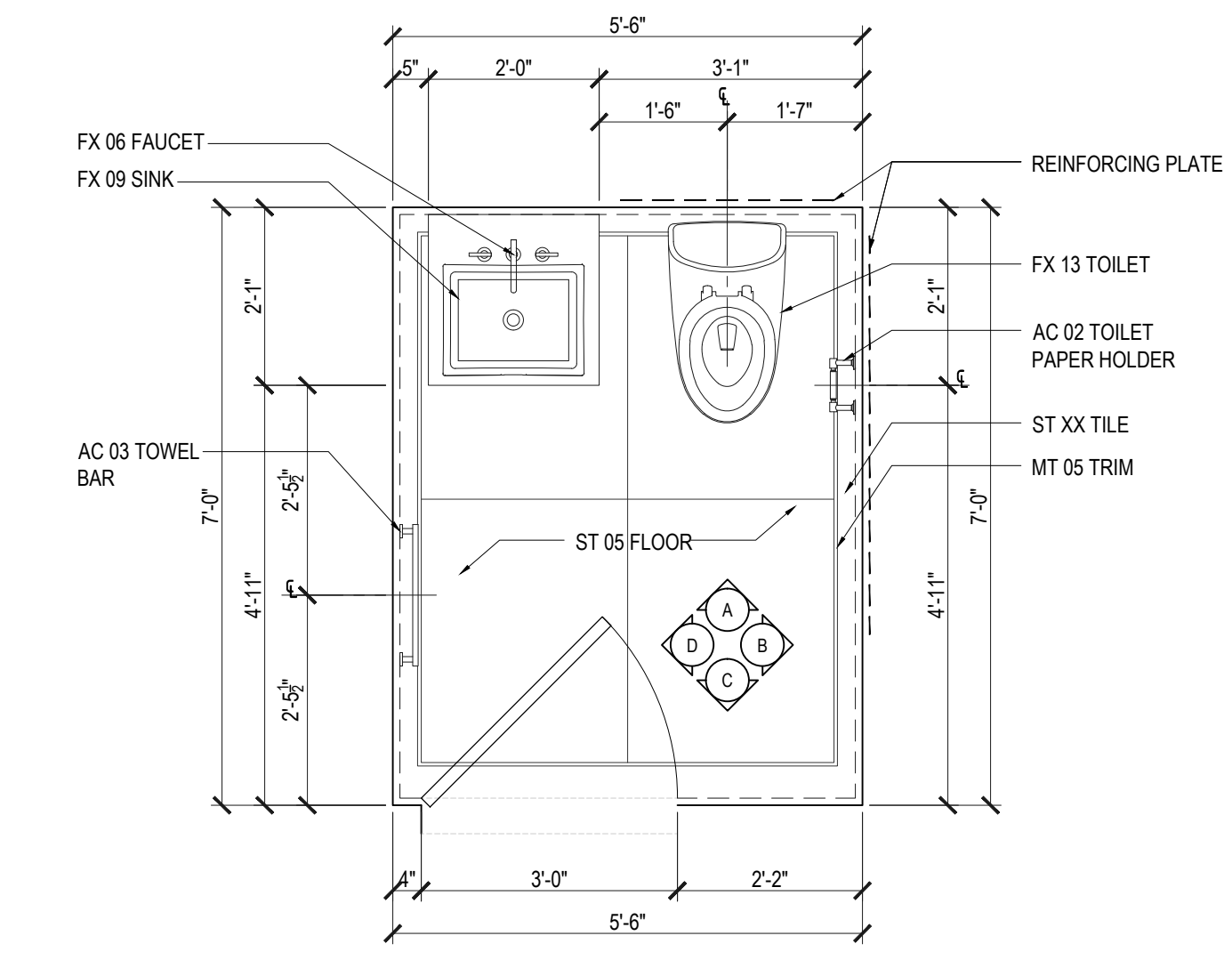
**C** ELEVATION C  
Scale: 1/2"=1'



**B** ELEVATION B  
Scale: 1/2"=1'

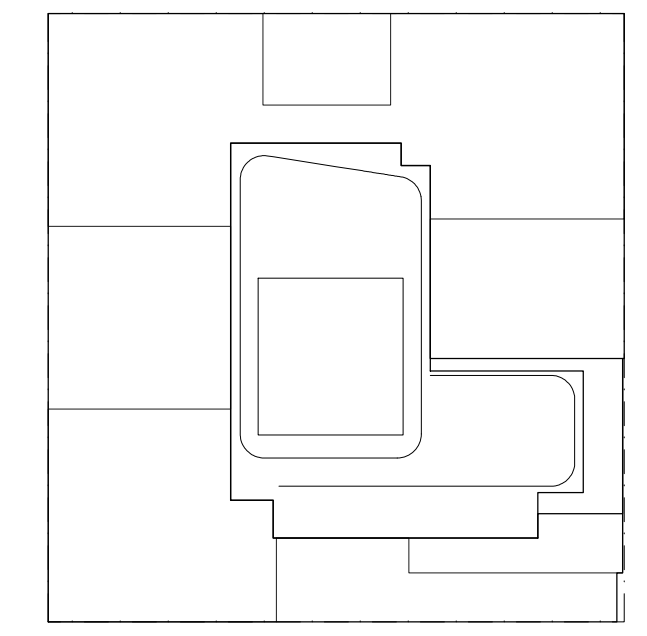


**A** ELEVATION A  
Scale: 1/2"=1'



**1** PLAN TYPE PR-01  
Scale: 1/2"=1'

|                     |                    |   |       |
|---------------------|--------------------|---|-------|
| APPENDIX P BATHROOM |                    | DIMENSIONS ARE TO FINISH GYPSUM BOARD, TYP. |       |
| FLOOR               | APARTMENT(S)       | REMARKS (CHECK PLANS FOR ORIENTATION)       | PLAN  |
| 63RD-68TH           | 01, 02, 06, 07, 08 |   | A-115 |



**NOTES:**  
 NOTES:  
 1. SUBMIT SHOP DRAWINGS AND MOCK-UPS FOR INTERIOR DESIGNER & OWNER APPROVAL PRIOR TO FABRICATION.

NOT FOR CONSTRUCTION

|            |                      |
|------------|----------------------|
| 03/08/2017 | ISSUED FOR DOB       |
| 03/06/2017 | ISSUED FOR DOB       |
| 02/24/2017 | ISSUED FOR DOB       |
| 01/07/2017 | SUPERSTRUCTURE SET   |
| 01/03/2017 | ISSUED FOR DOB       |
| 11/17/2016 | FACE/FRAMING SET     |
| 11/01/2016 | 100% DEVELOPMENT SET |
| 10/12/2016 | ISSUED FOR DOB       |
| 02/05/2016 | DOB FILING SET       |

Number: \_\_\_\_\_ Date: \_\_\_\_\_ Revision: \_\_\_\_\_

Project:  
**City View Tower at Court Square**  
 23-15 44th Drive  
 Long Island City, NY 11101

Client:  
**Cityview Tower LLC**  
 112-15 NORTHERN BLVD, CF-2  
 CORONA, NY 11368  
 (718) 321-8652

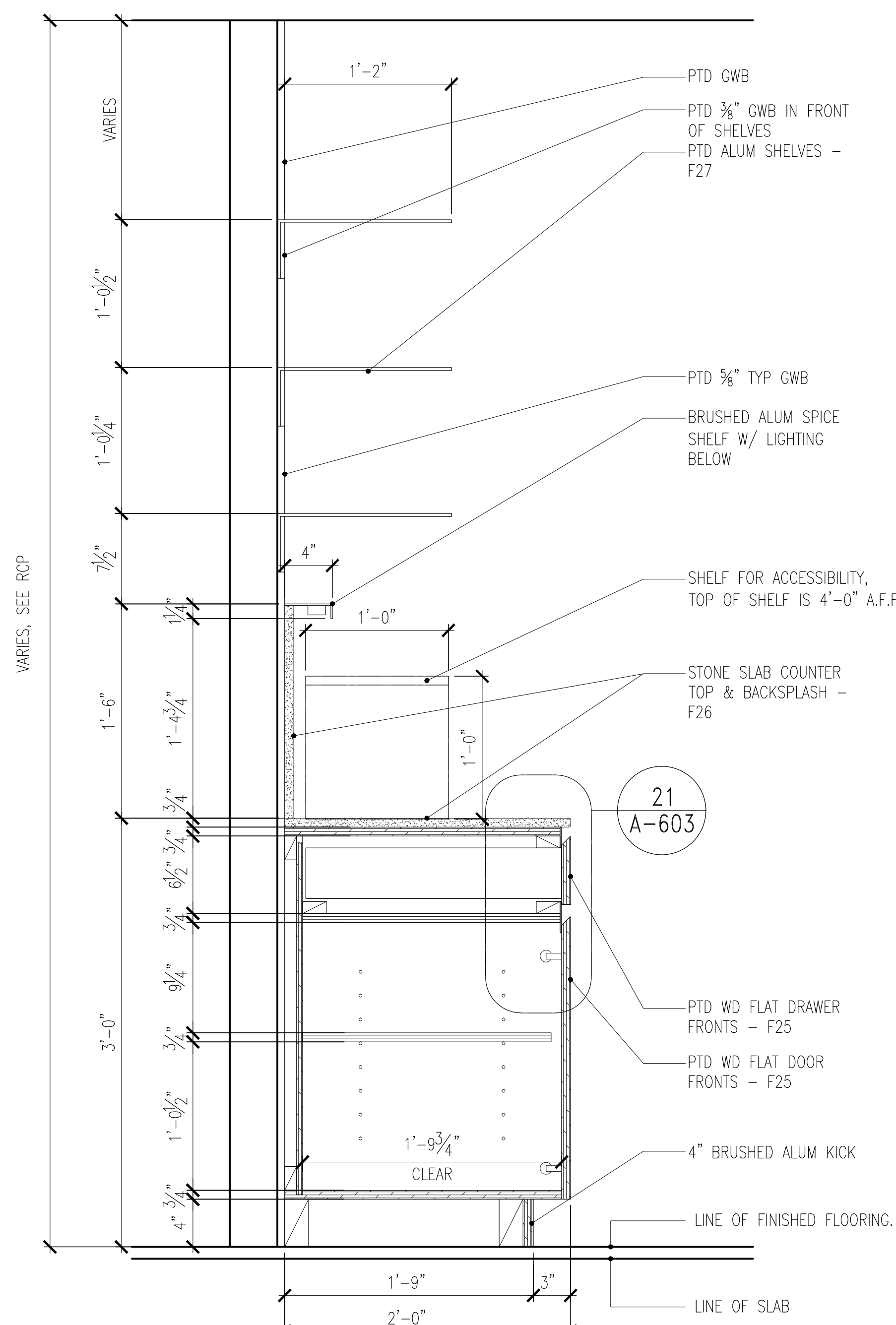
Architect:  
**HILL | WEST**  
 ARCHITECTS  
 11 BROADWAY  
 17TH FLOOR  
 NEW YORK, NY 10004  
 T. 212 213 8007

Consultant:  
**DESIMONE CONSULTING ENGINEERS**  
 140 Broadway 25th Floor  
 New York, NY, 10005  
 (212) 532-2211  
**Cosentini Associates**  
 Two Pennsylvania Plaza, 3rd FL.  
 New York, NY 10121  
 (212) 615-3600  
**Whitehall**  
 11 Broadway, 17th Floor  
 New York, NY 10004  
 (212) 908-4940

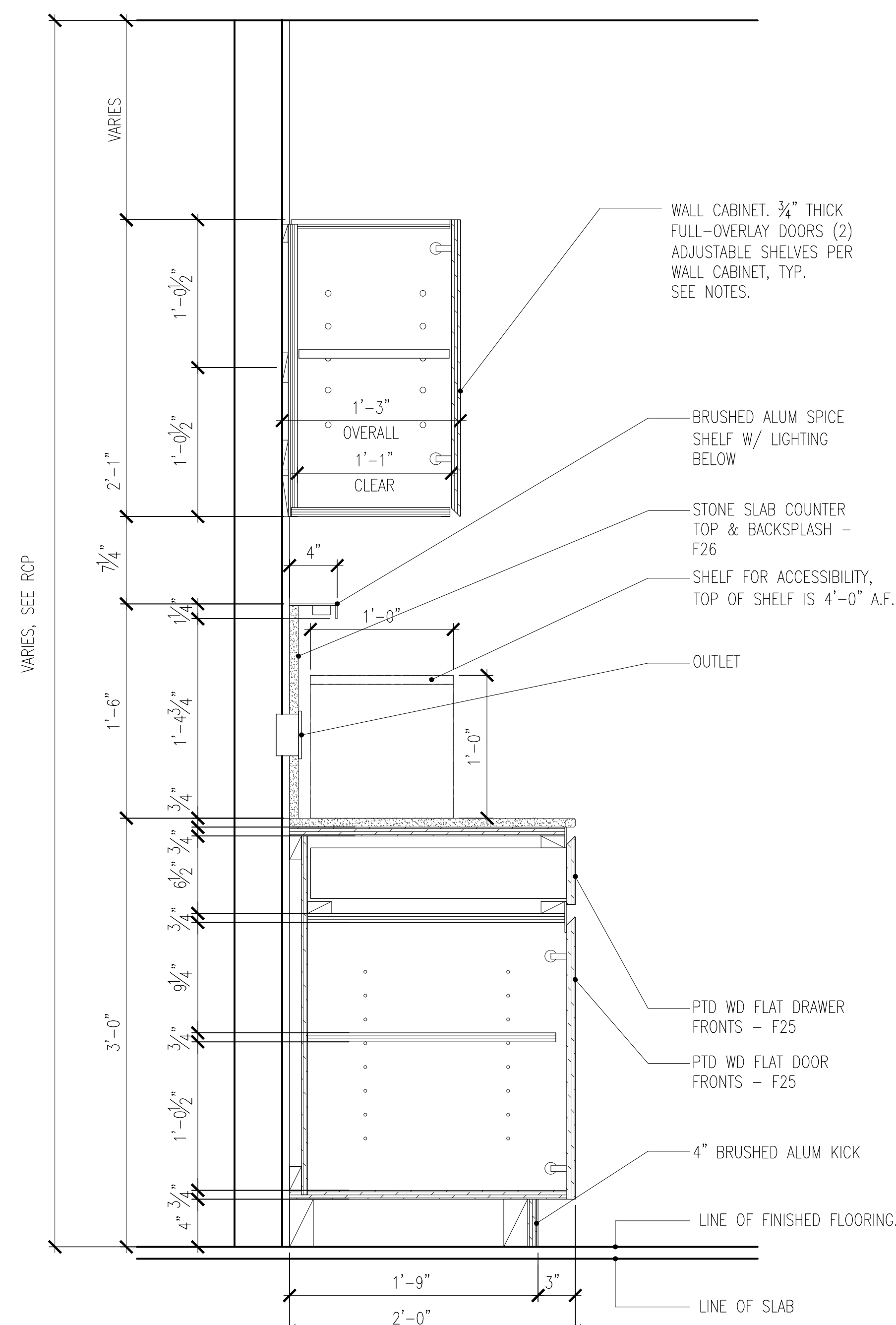
DOB STAMPS & SIGNATURES:

DWG TITLE:  
 POWDER BATHROOM  
 PLANS & ELEVATIONS

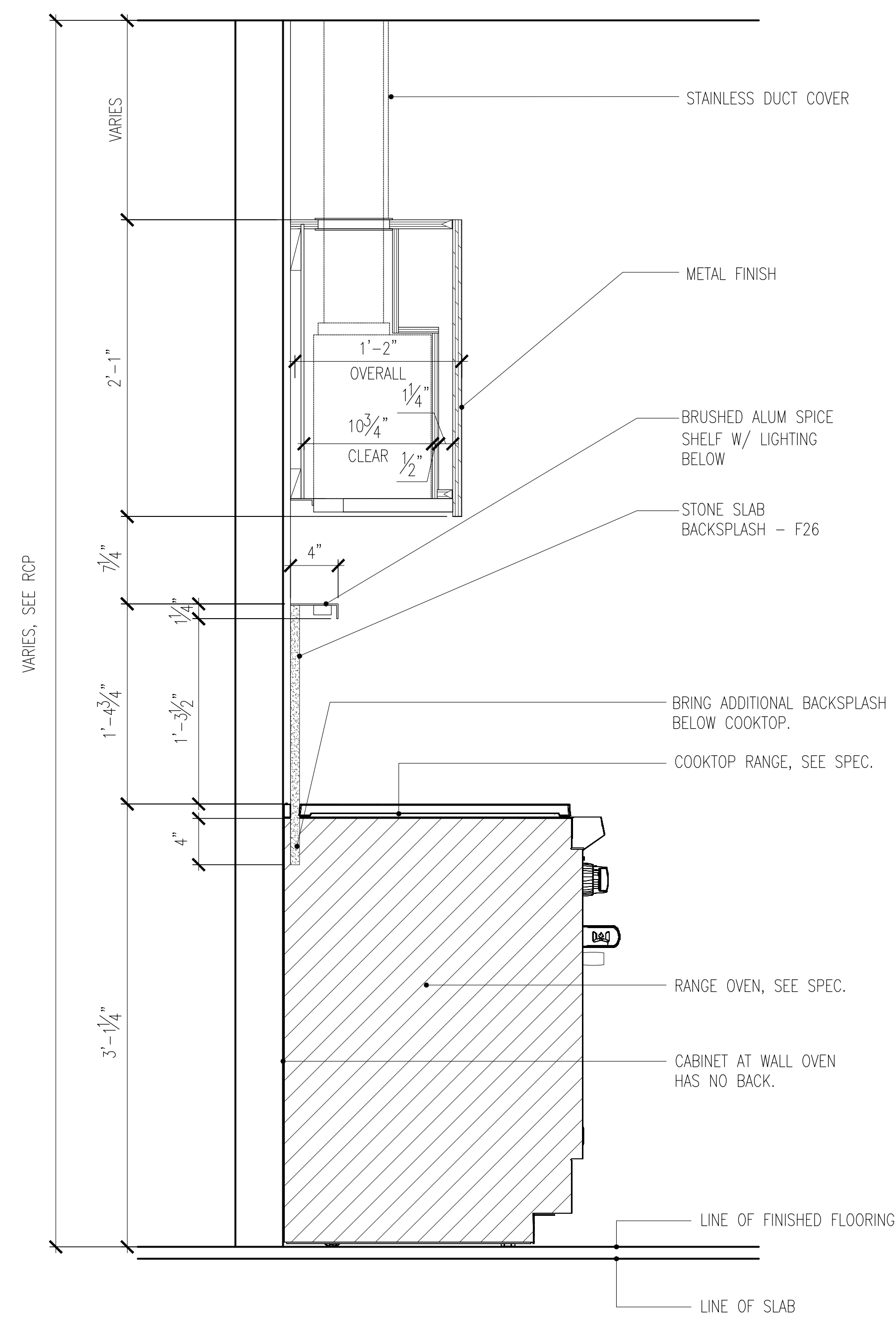
SEAL & SIGNATURE: \_\_\_\_\_ DATE: 01/18/2017  
 PROJECT # 15412  
 SCALE: AS NOTED  
**A-610.00**  
 DWG NO. 049 OF 58



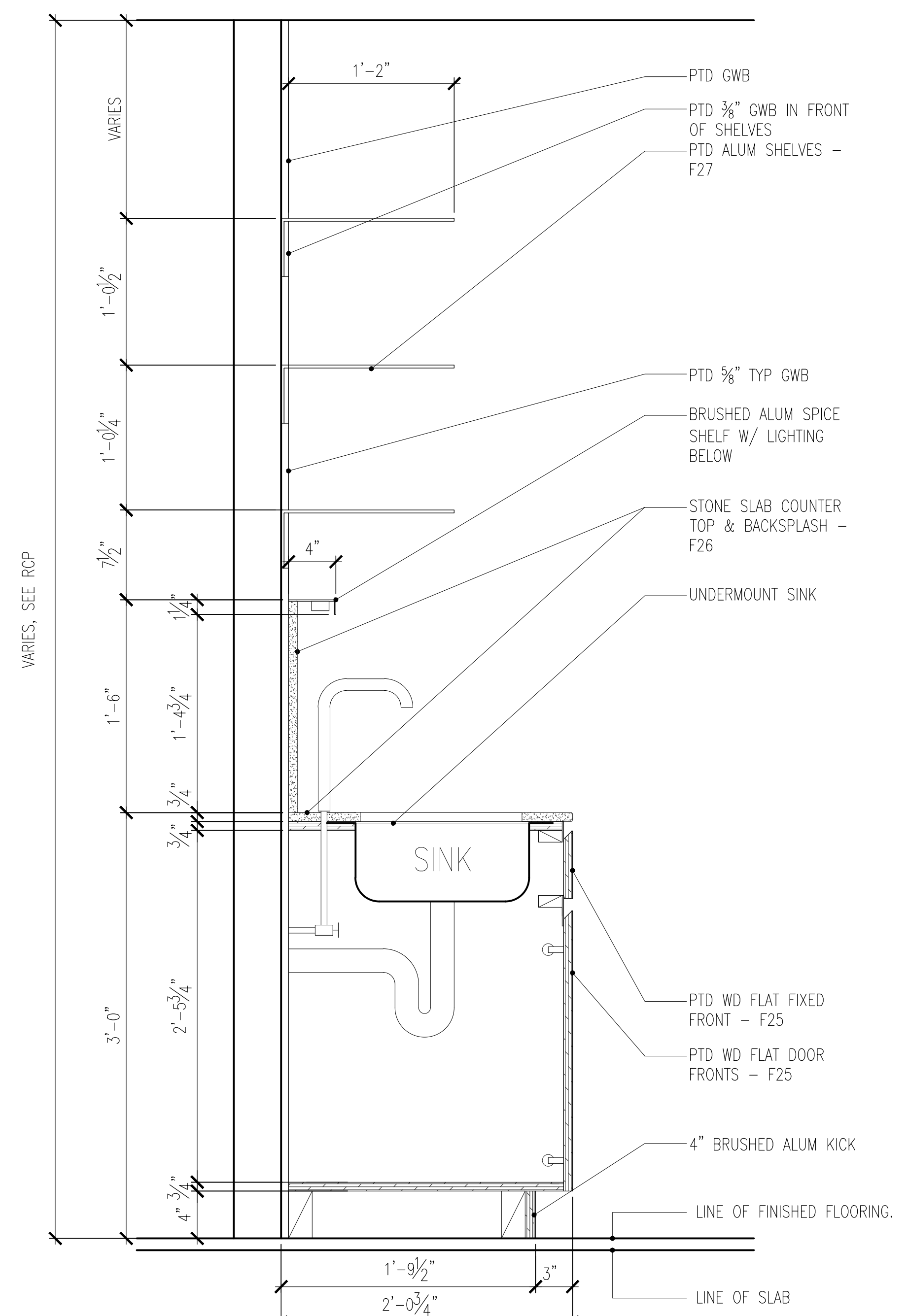
1 KITCHEN CABINETRY SECTION, SHELVING  
SCALE: 1-1/2" = 1'-0"



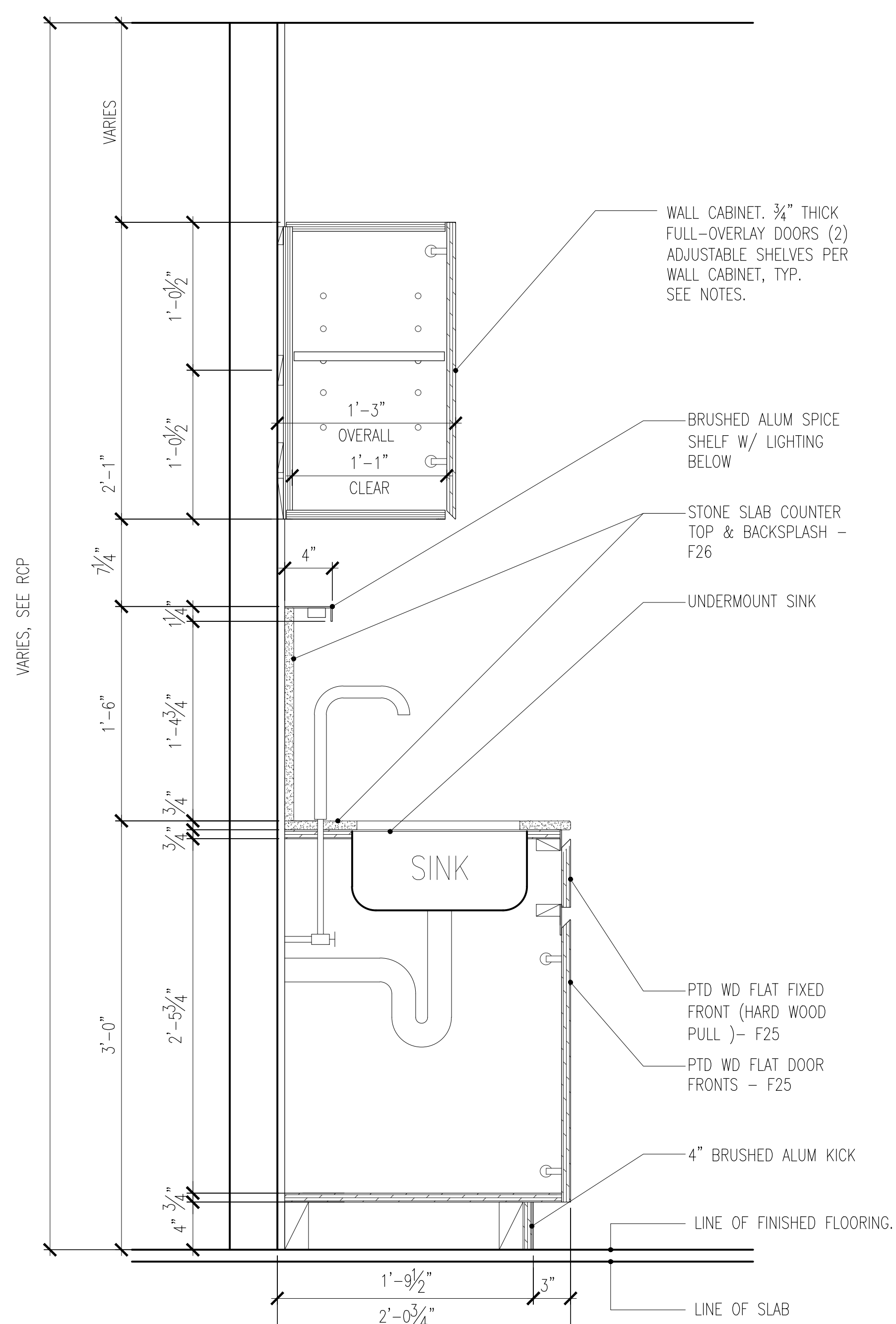
2 KITCHEN CABINETRY SECTION, DOORS  
SCALE: 1-1/2" = 1'-0"



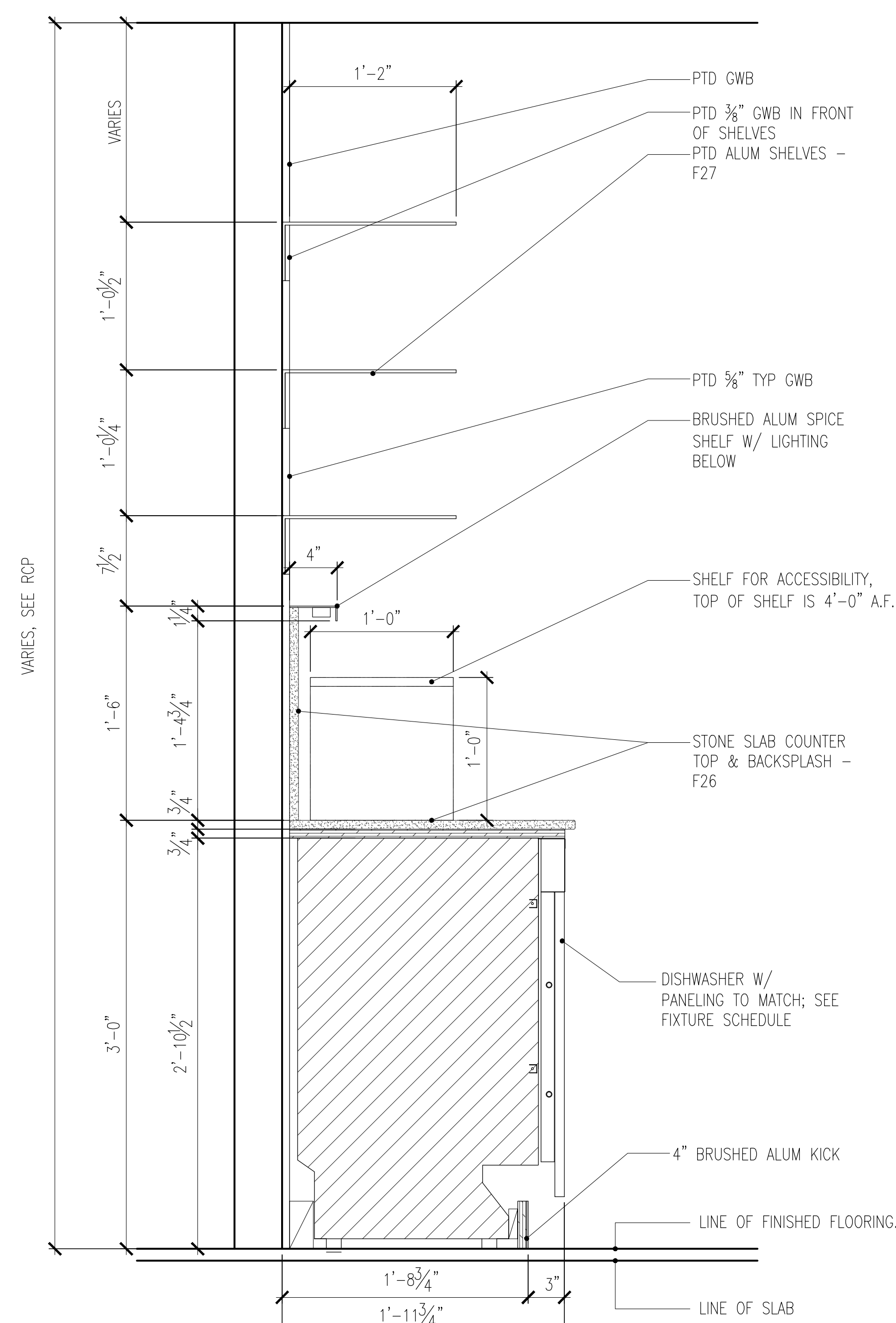
3 KITCHEN CABINETRY SECTION, RANGE/HOOD  
SCALE: 1-1/2" = 1'-0"



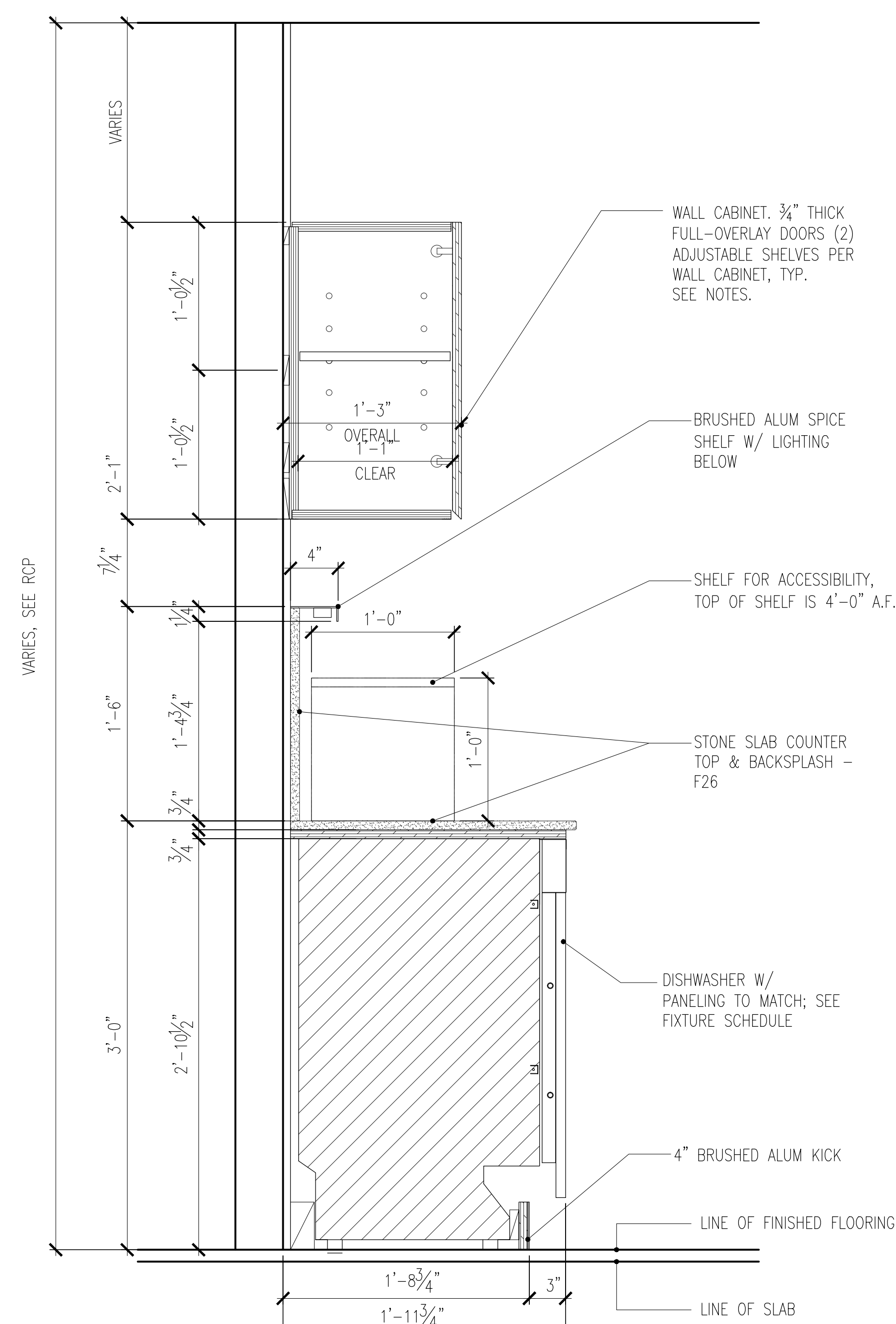
4 KITCHEN CABINETRY SECTION, SINK/SHELVING  
SCALE: 1-1/2" = 1'-0"



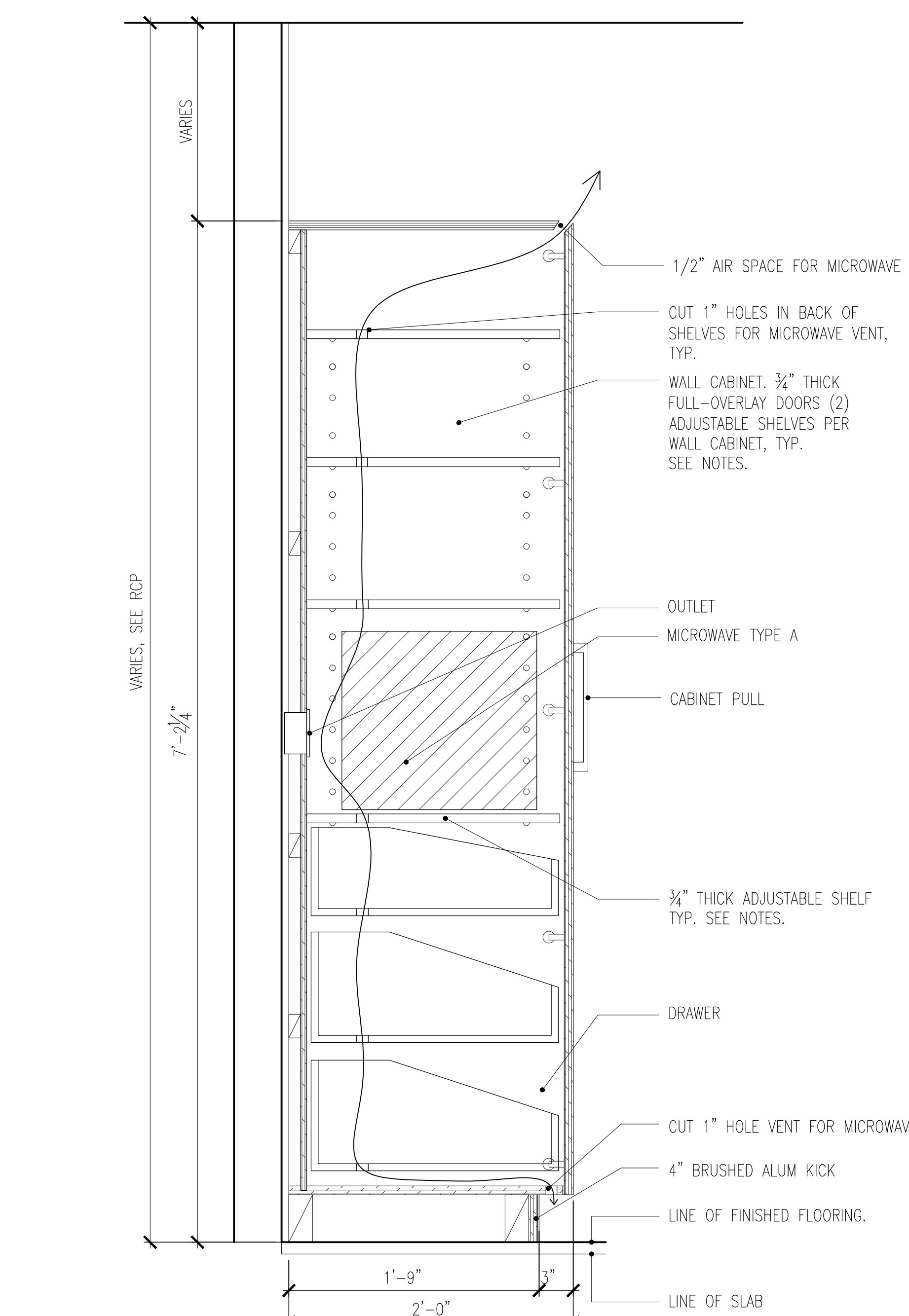
5 KITCHEN CABINETRY SECTION, SINK/DOORS  
SCALE: 1-1/2" = 1'-0"



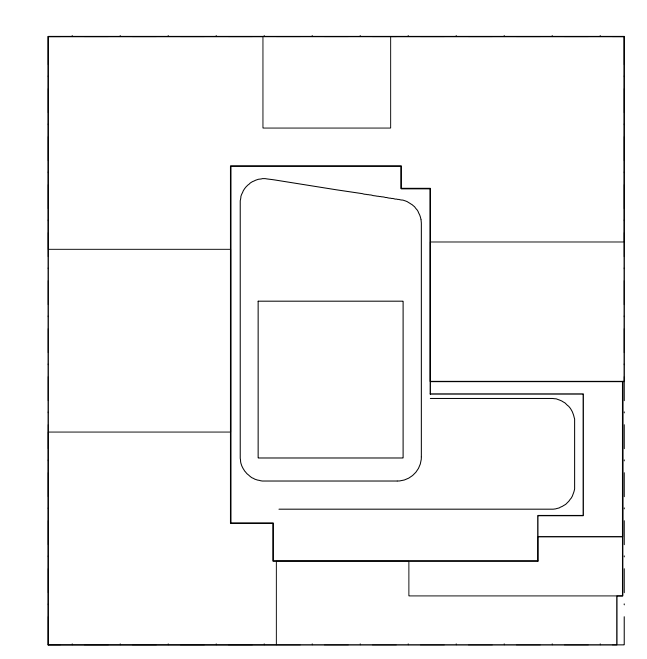
6 CABINETRY SECTION AT DISHWASHER/SHELVES  
SCALE: 1-1/2" = 1'-0"



7 CABINETRY SECTION AT DISHWASHER/DOORS  
SCALE: 1-1/2" = 1'-0"



8 KITCHEN CABINETRY SECTION, PANTRY  
SCALE: 1-1/2" = 1'-0"



**NOTES:**  
1. SUBMIT SHOP DRAWINGS AND MOCK-UPS FOR INTERIOR DESIGNER & OWNER APPROVAL PRIOR TO FABRICATION.

NOT FOR CONSTRUCTION

| Number     | Date | Revision             |
|------------|------|----------------------|
| 09/08/2017 |      | ISSUED FOR DOB       |
| 03/01/2017 |      | ISSUED FOR DOB       |
| 02/04/2017 |      | ISSUED FOR DOB       |
| 01/07/2017 |      | SUBSTRUCTURE SET     |
| 01/03/2017 |      | ISSUED FOR DOB       |
| 11/17/2016 |      | FACE FRAME SET       |
| 11/01/2016 |      | 100% DEVELOPMENT SET |
| 10/12/2016 |      | ISSUED FOR DOB       |
| 02/05/2016 |      | DOB FILING SET       |

Project:  
**City View Tower at Court Square**  
23-15 44th Drive  
Long Island City, NY 11101

Client:  
**Cityview Tower LLC**  
112-15 NORTHERN BLVD, CF-2  
CORONA, NY 11368  
(718) 321-8552

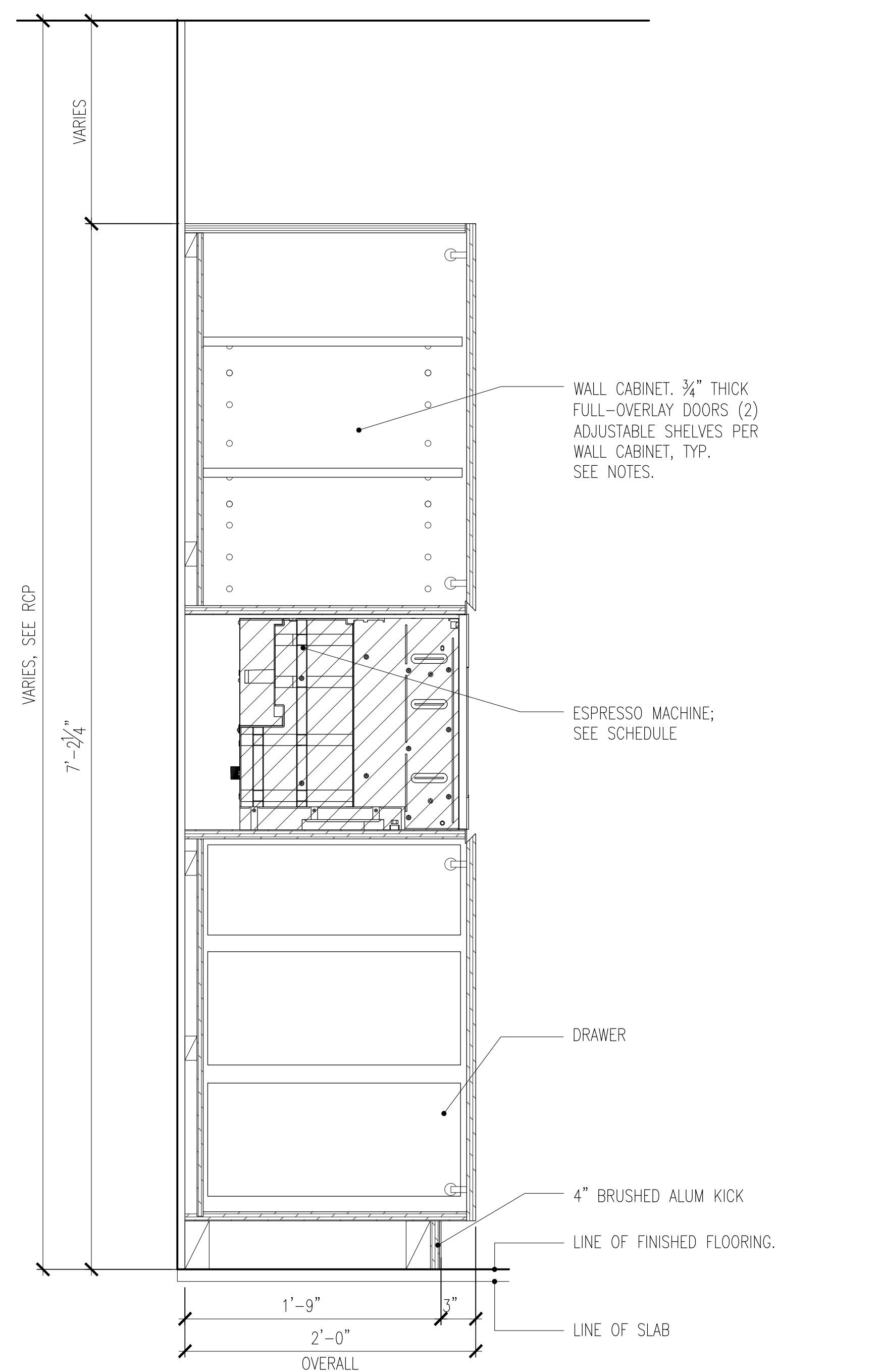
Architect:  
**HILL | WEST**  
ARCHITECTS  
11 BROADWAY  
17TH FLOOR  
NEW YORK, NY 10004  
T. 212 213 8007

Consultant:  
**DESIMONE CONSULTING ENGINEERS**  
140 Broadway 25th Floor  
New York, NY, 10005  
(212) 532-2211  
**Cosentini Associates**  
Two Pennsylvania Plaza, 3rd FL.  
New York, NY 10121  
(212) 615-3600  
**Whitehall**  
11 Broadway, 17th Floor  
New York, NY 10004  
(212) 908-4940

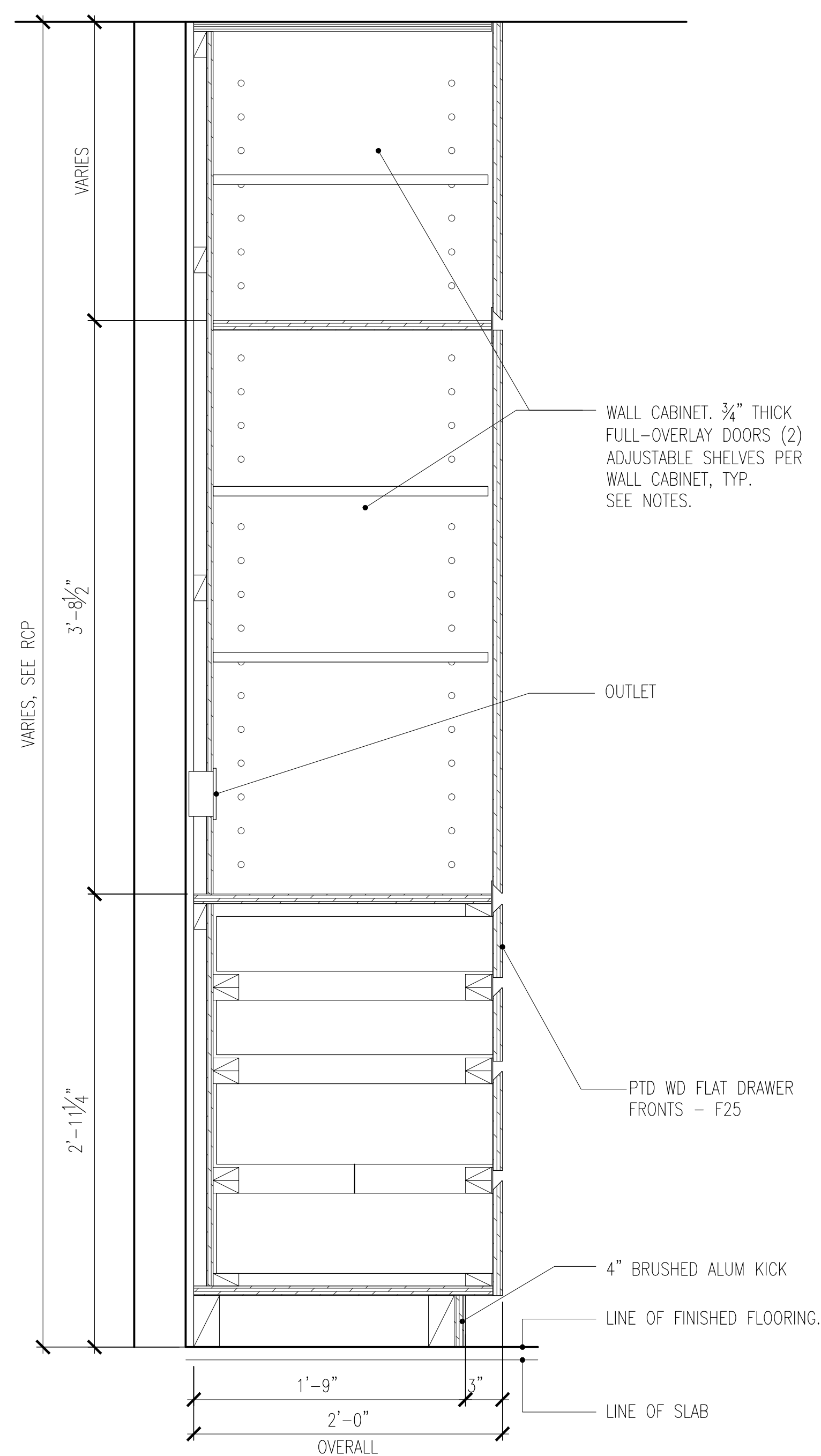
DOB STAMPS & SIGNATURES:

DWG TITLE:  
KITCHEN DETAILS 1

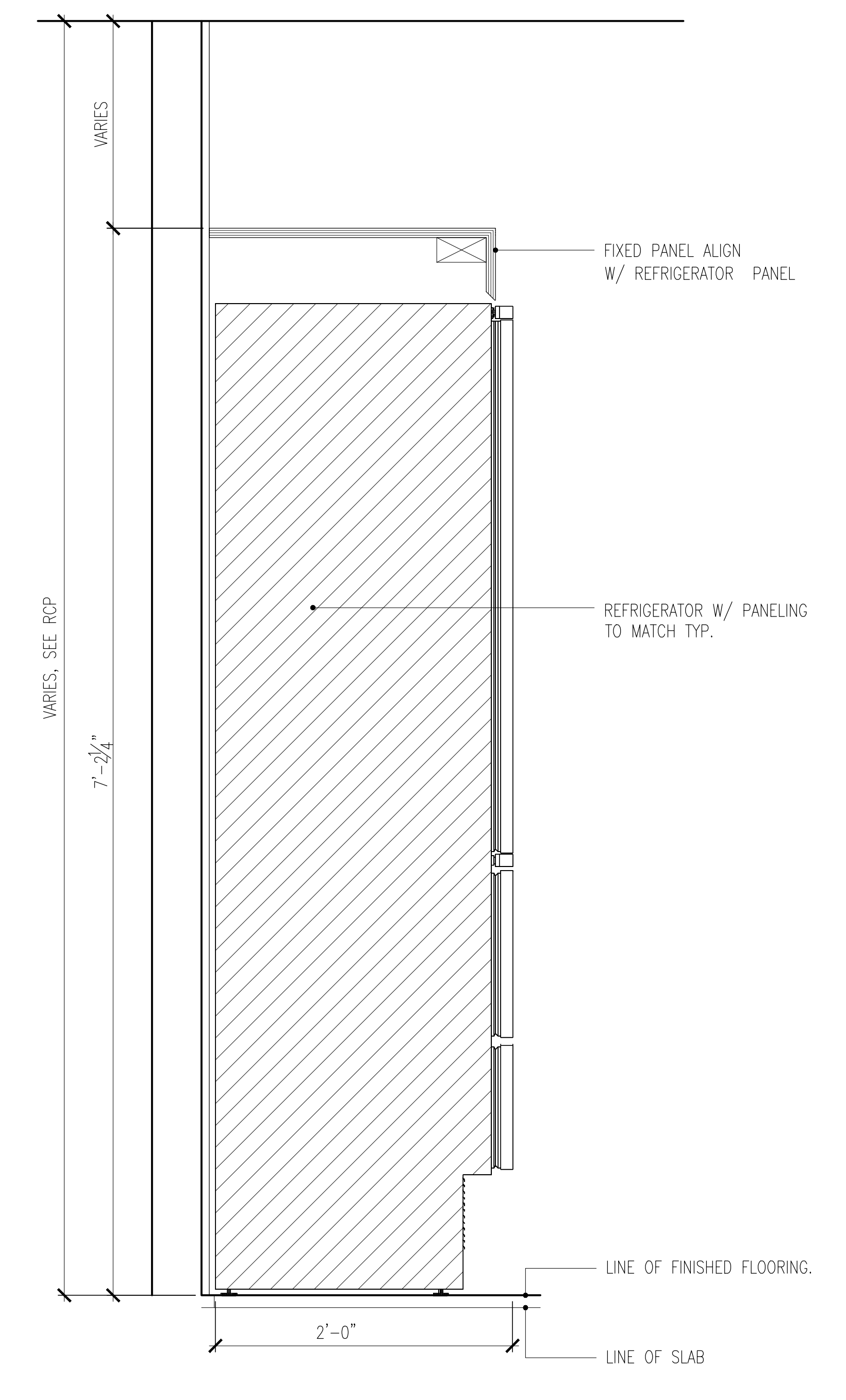
|                   |            |            |
|-------------------|------------|------------|
| SEAL & SIGNATURE: | DATE:      | 01/18/2017 |
| PROJECT #:        | PROJECT #: | 15412      |
| SCALE:            | SCALE:     | AS NOTED   |
| DWG NO.:          | DWG NO.:   | A-650.00   |



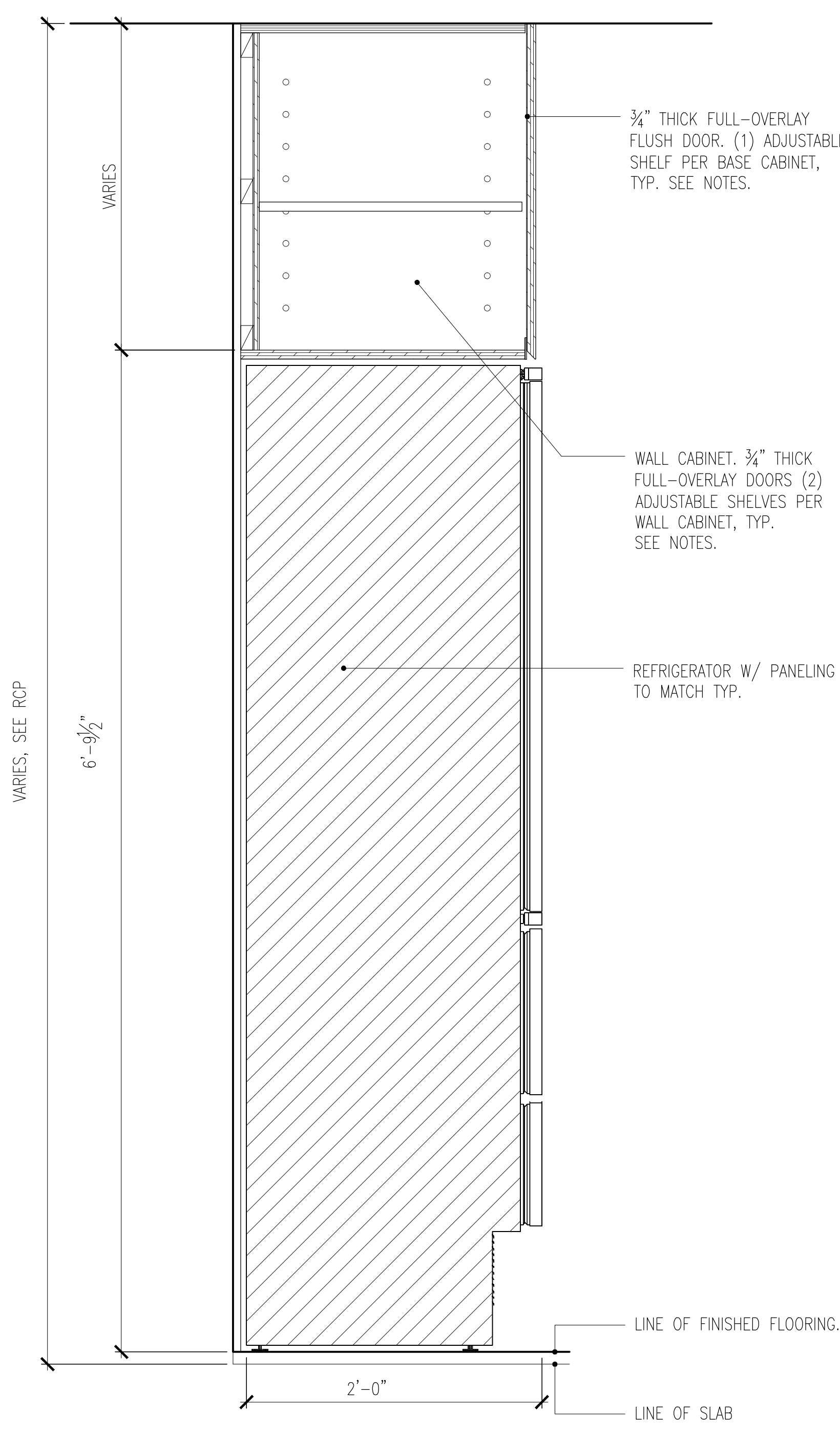
9 KITCHEN CABINETRY SECTION, PANTRY/ESPRESSO  
SCALE: 1-1/2" = 1'-0"



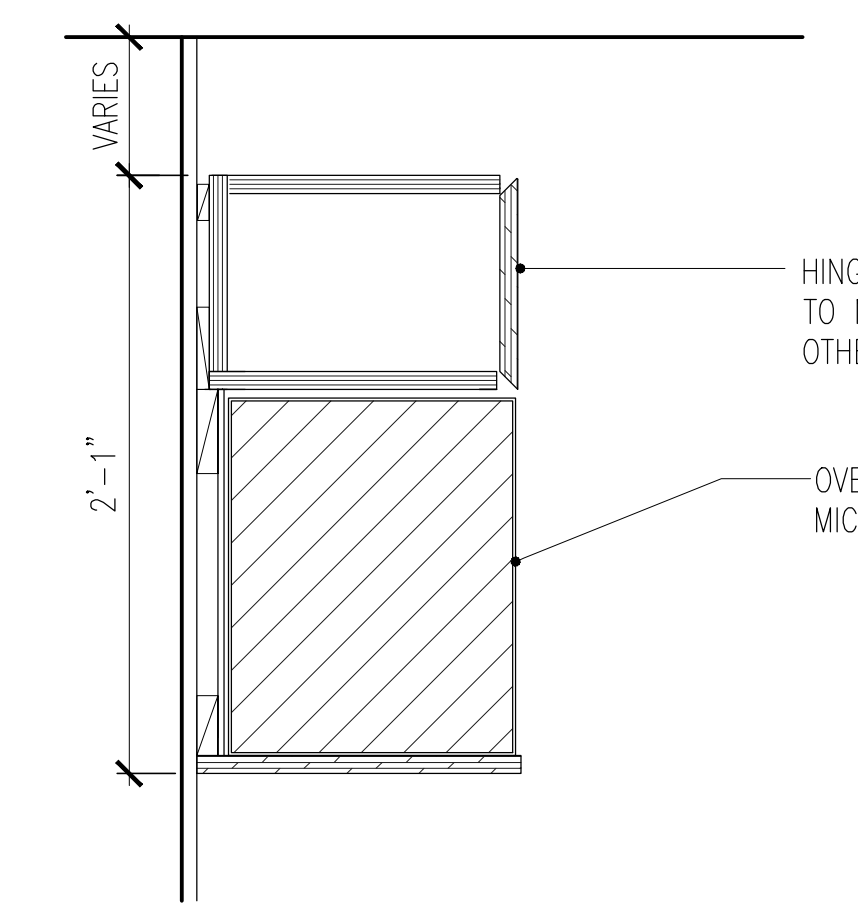
10 KITCHEN CABINETRY SECTION, FULL-WALL  
SCALE: 1-1/2" = 1'-0"



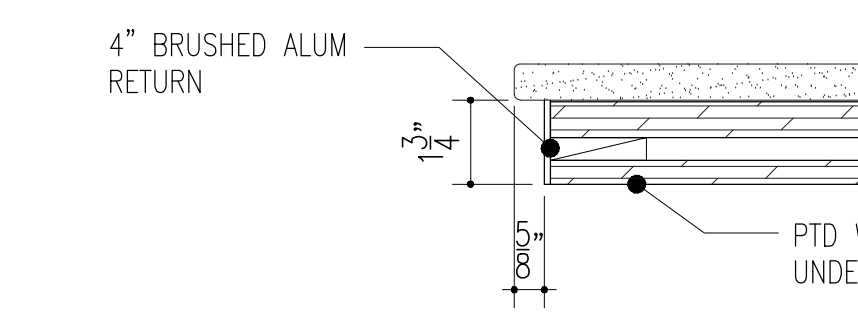
11 KITCHEN CABINETRY SECTION, REFRIGERATOR  
SCALE: 1-1/2" = 1'-0"



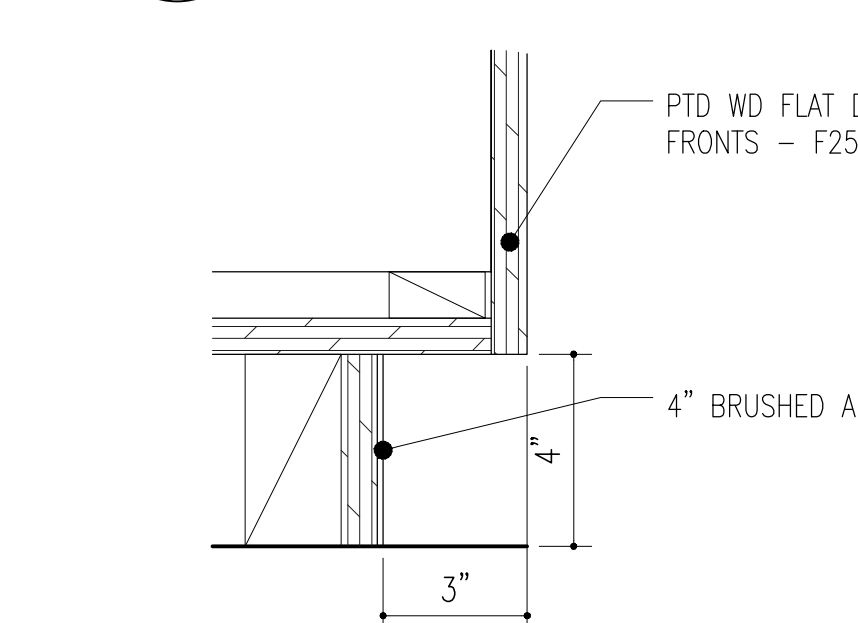
12 KITCHEN CABINETRY SECTION, REFRIGERATOR/DOORS  
SCALE: 1-1/2" = 1'-0"



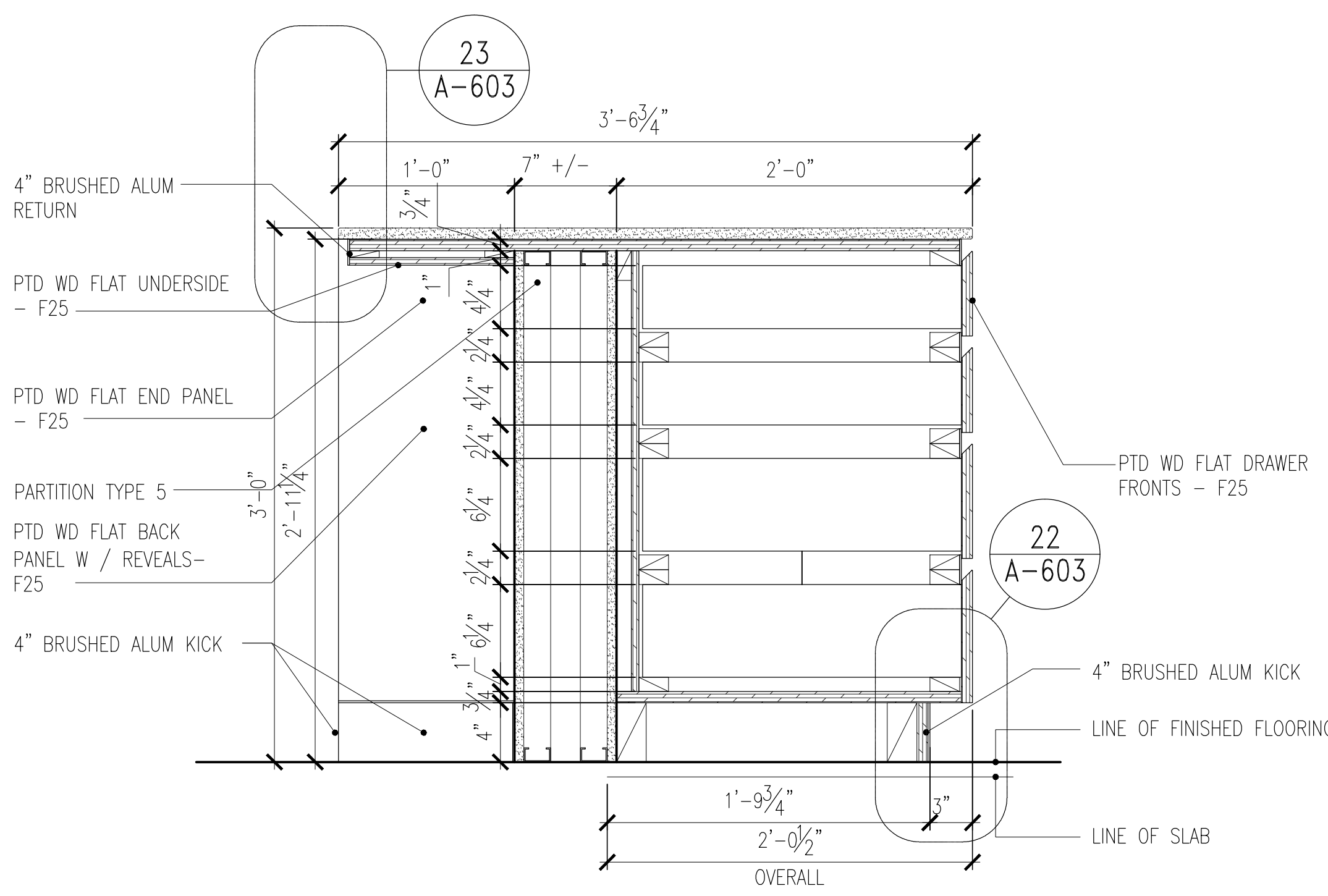
24 SECTION AT MICRO B  
SCALE: 1-1/2" = 1'-0"



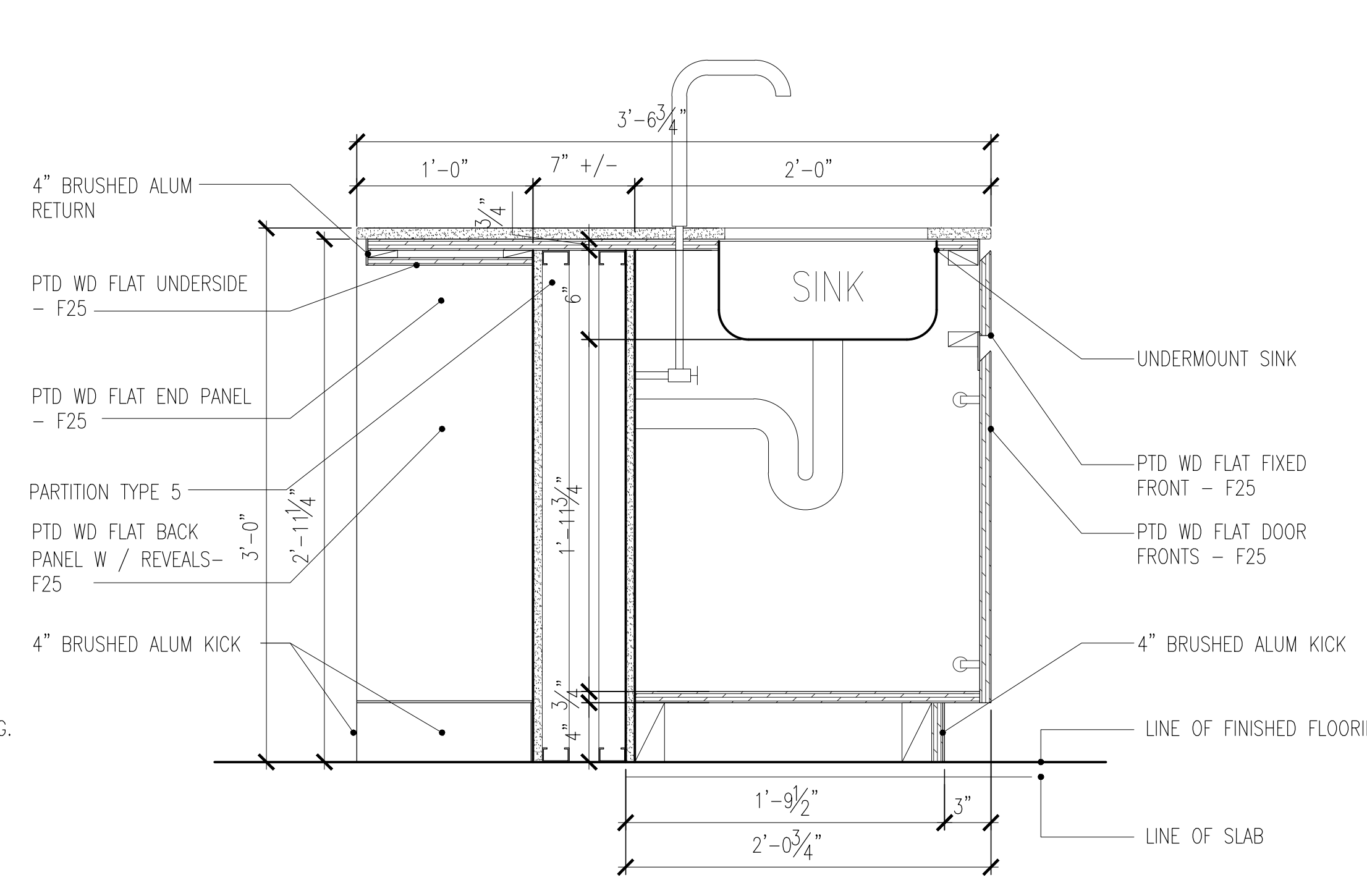
23 ALUM RETURN DETAIL  
SCALE: 3" = 1'-0"



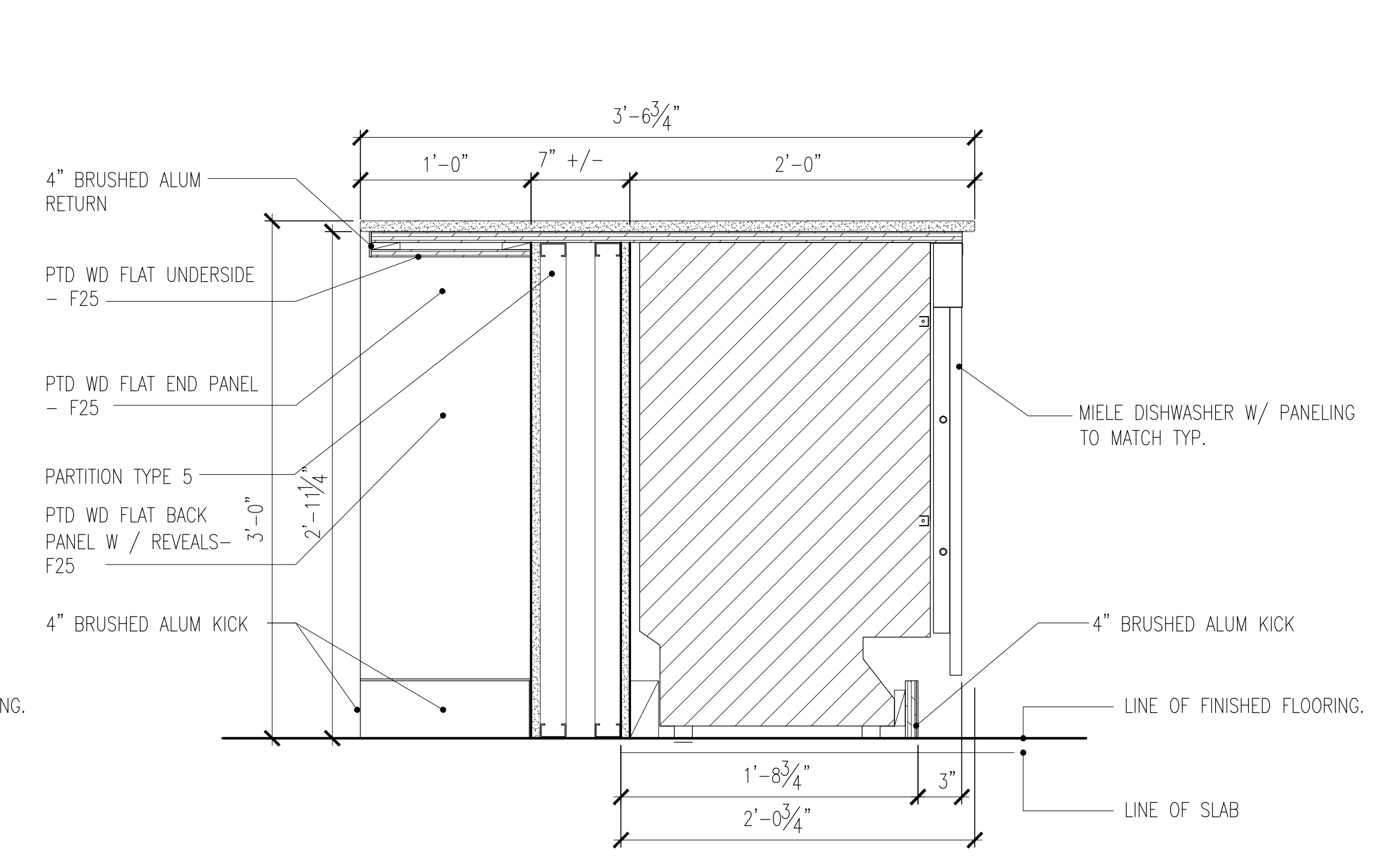
22 TOE KICK DETAIL  
SCALE: 3" = 1'-0"



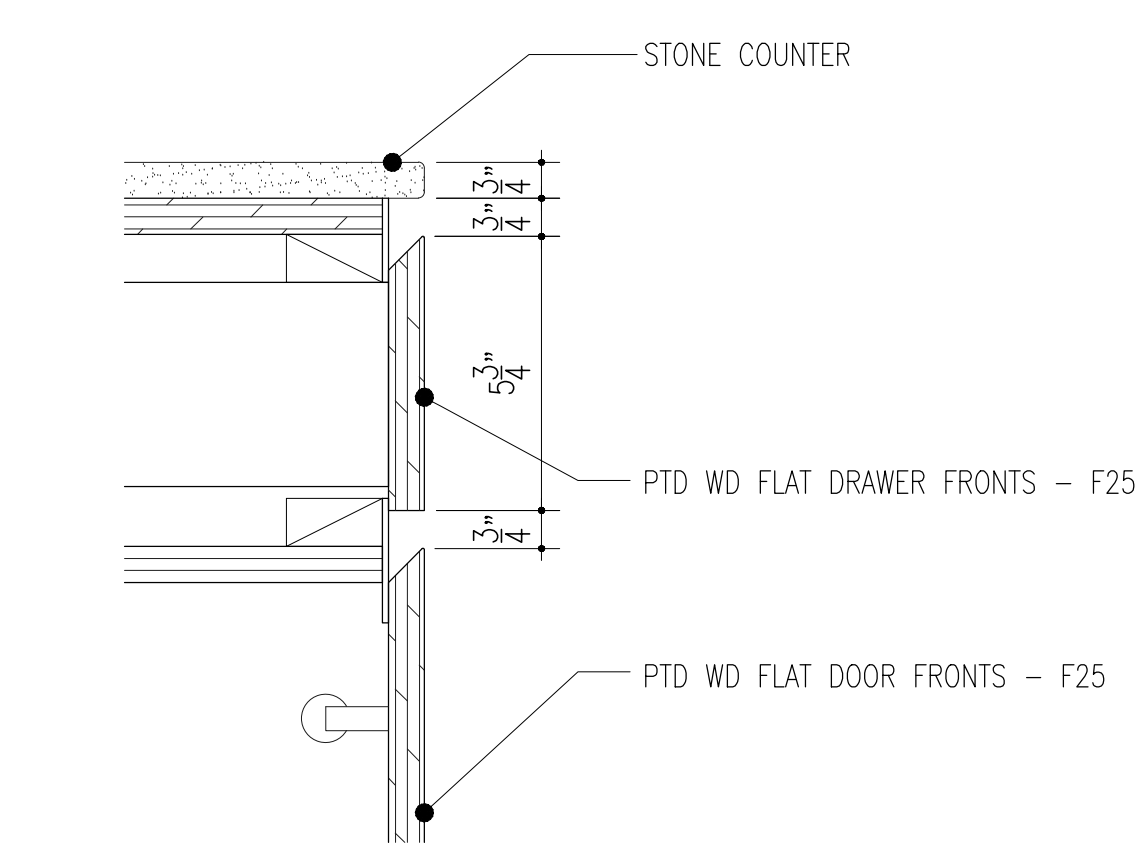
13 KITCHEN ISLAND, DRAWERS  
SCALE: 1-1/2" = 1'-0"



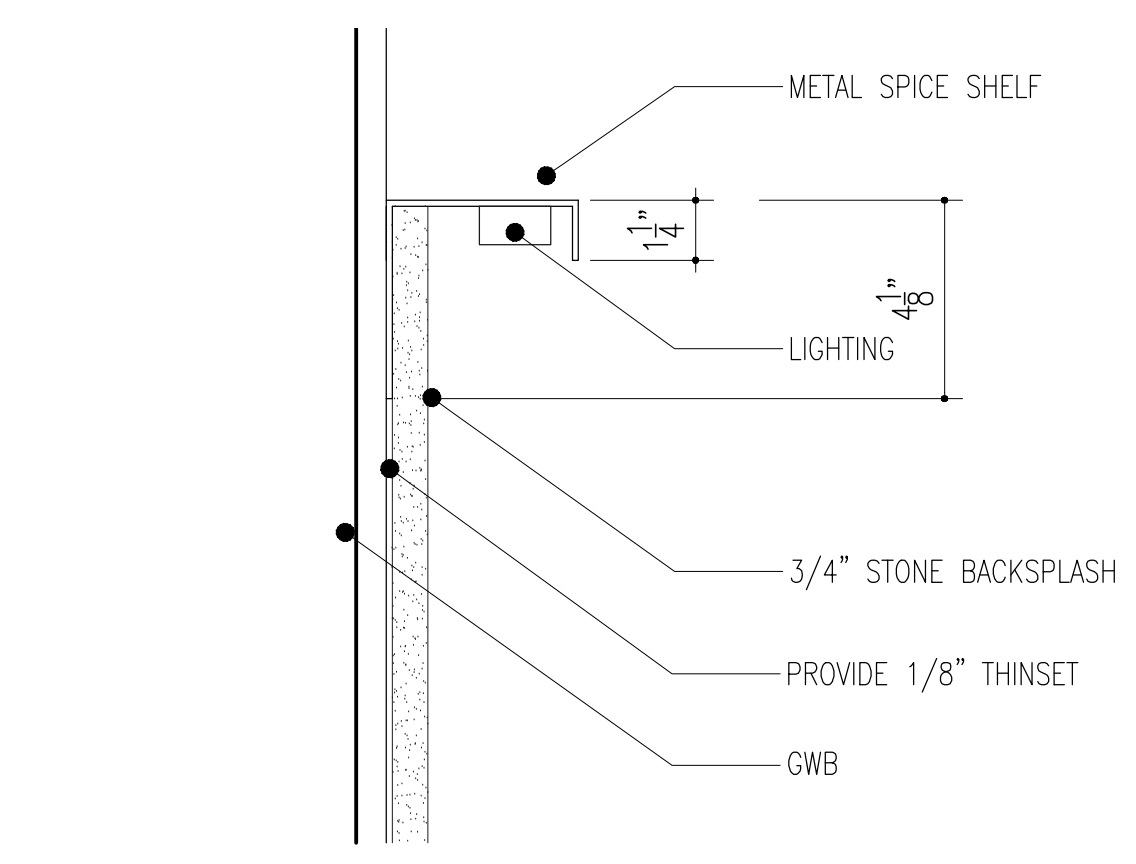
14 KITCHEN ISLAND, SINK  
SCALE: 1-1/2" = 1'-0"



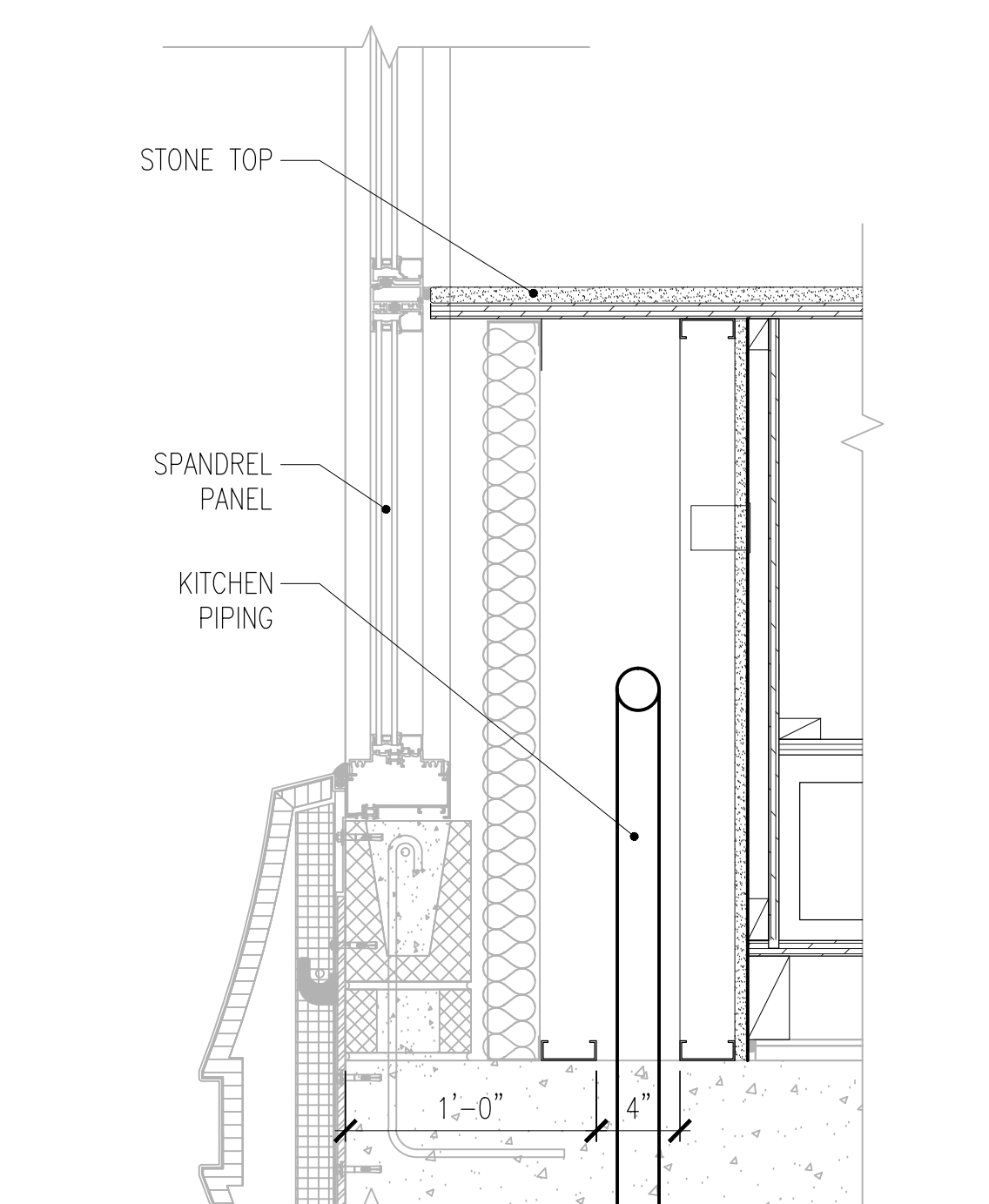
15 KITCHEN ISLAND, DISHWASHER  
SCALE: 1-1/2" = 1'-0"



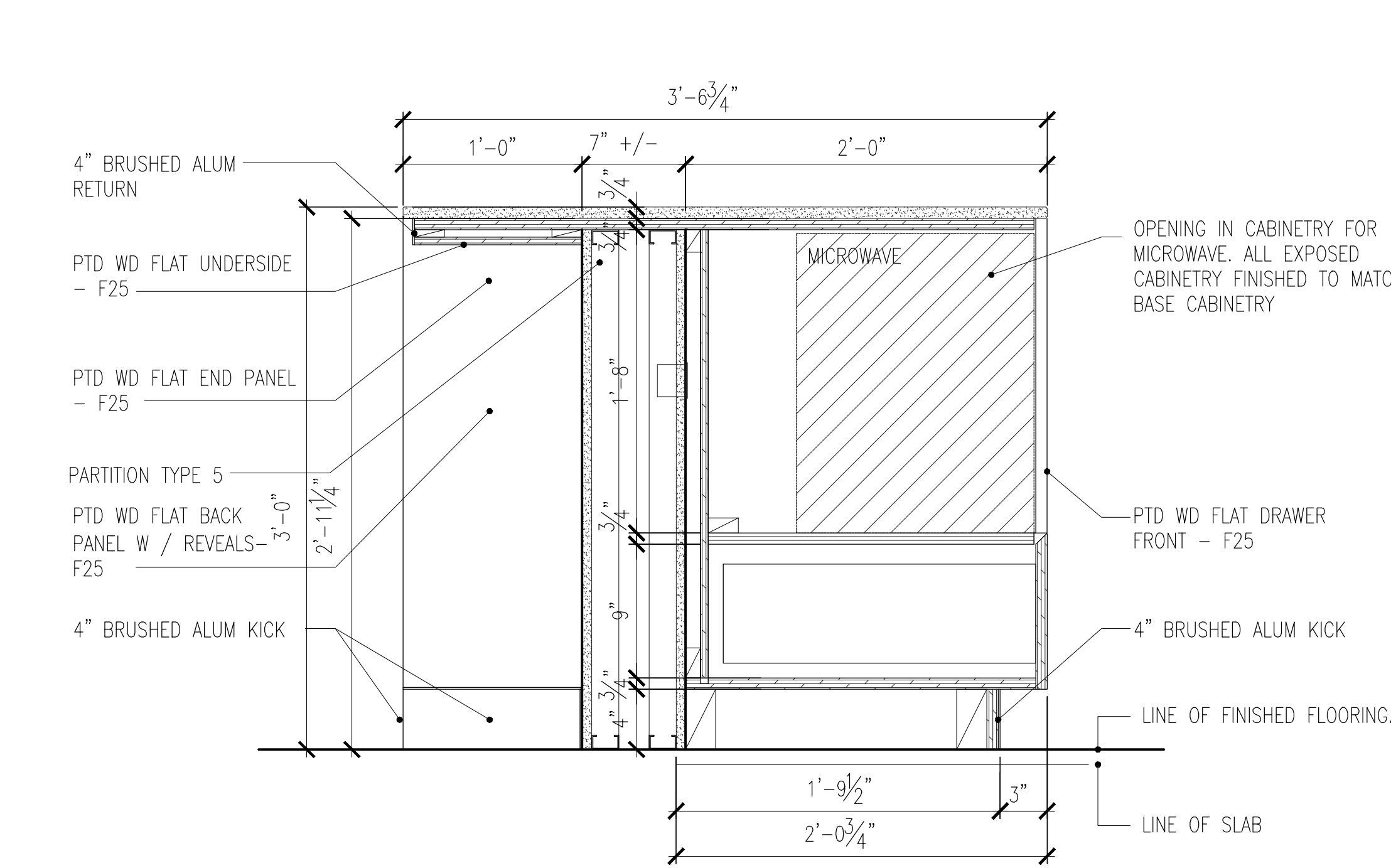
21 COUNTER DETAIL  
SCALE: 3" = 1'-0"



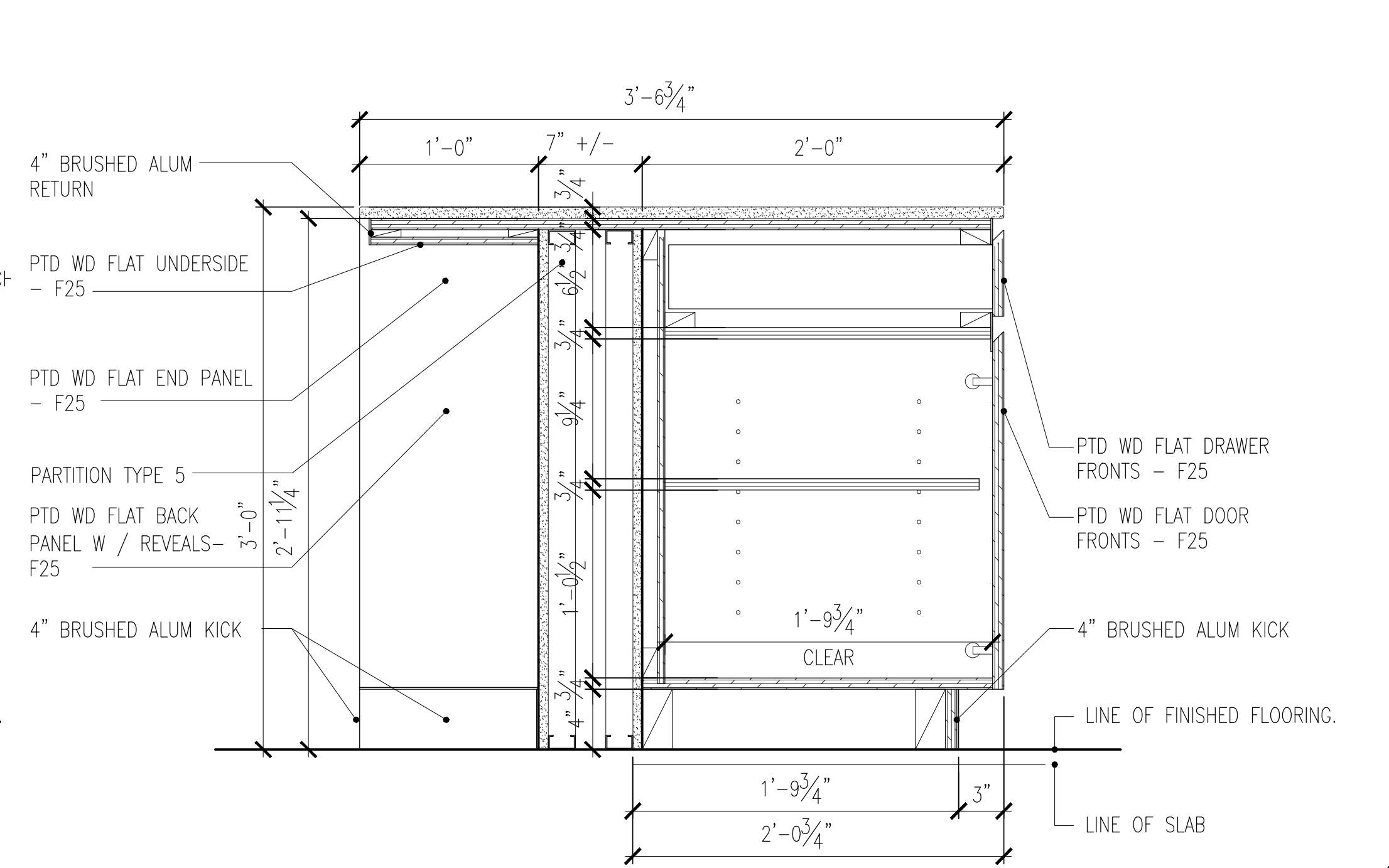
18 METAL SHELF  
SCALE: 3" = 1'-0"



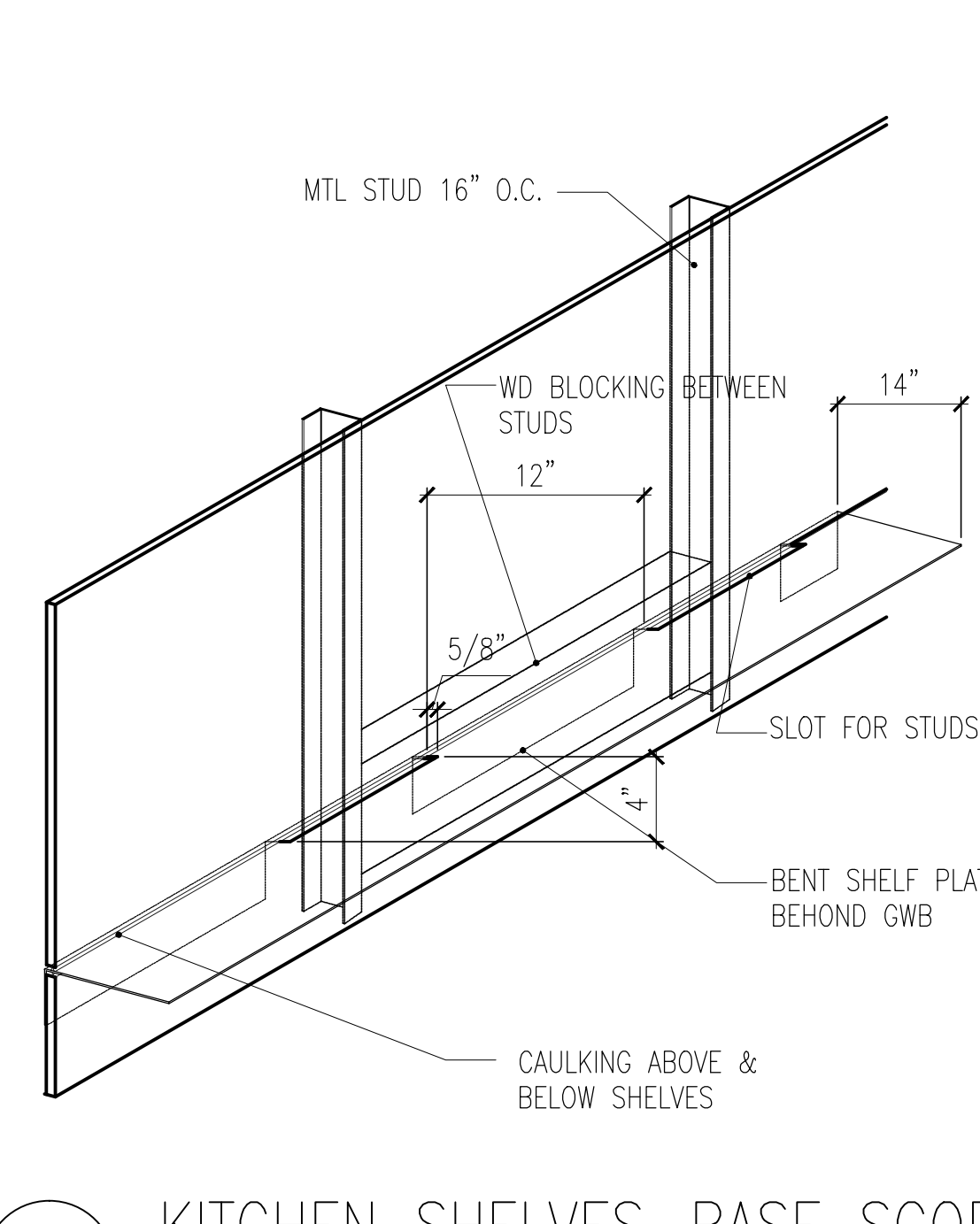
16A KITCHEN COUNTER AT WINDOW  
SCALE: 1-1/2" = 1'-0"



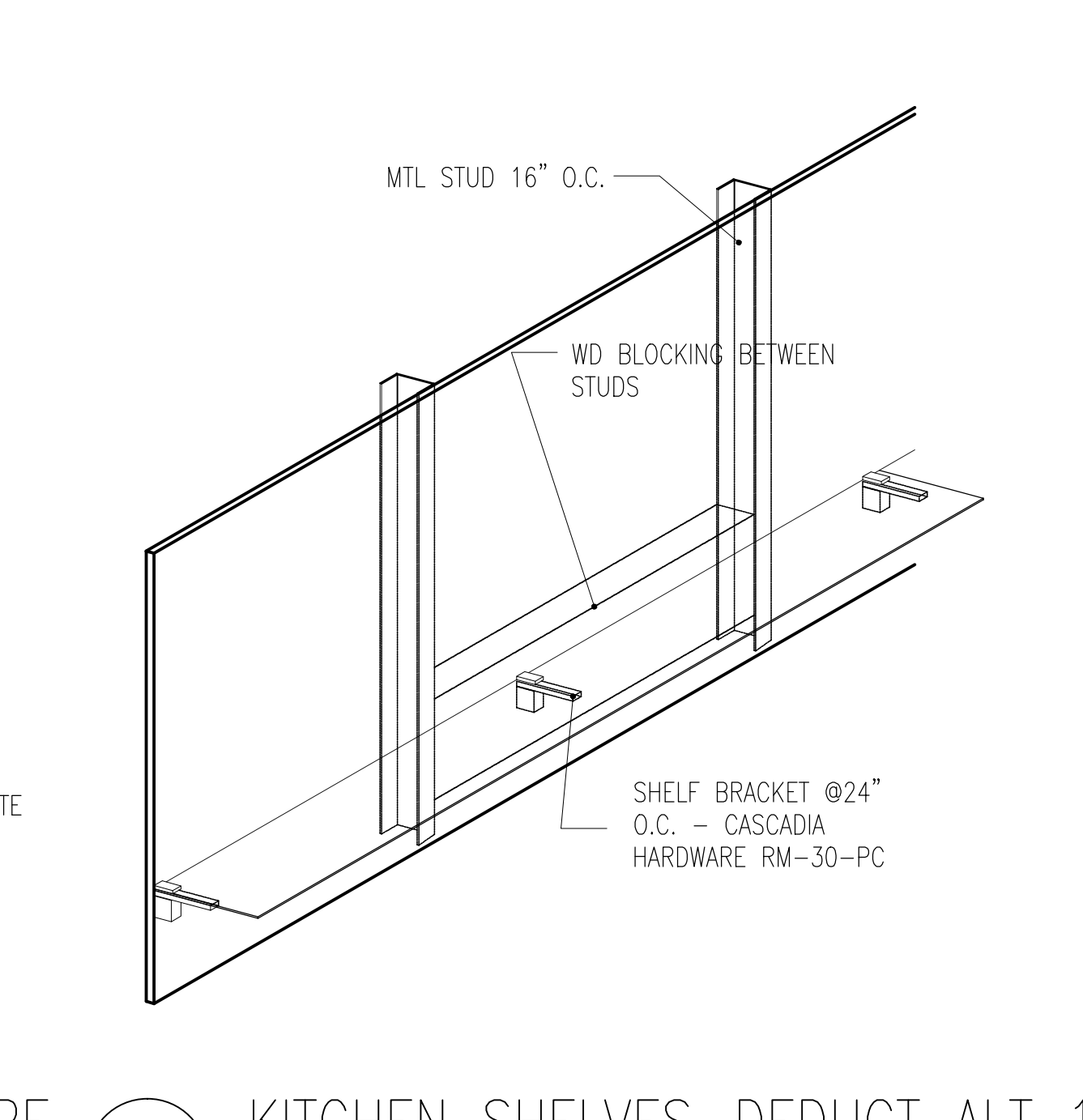
16 KITCHEN ISLAND, MICROWAVE CUBBY  
SCALE: 1-1/2" = 1'-0"



17 KITCHEN ISLAND, DOORS  
SCALE: 1-1/2" = 1'-0"



19 KITCHEN SHELVES-BASE SCOPE  
SCALE: 1" = 1'-0"



20 KITCHEN SHELVES-DEDUCT ALT  
SCALE: 1" = 1'-0"

**NOTES:**  
1. SUBMIT SHOP DRAWINGS AND MOCK-UPS FOR INTERIOR DESIGNER & OWNER APPROVAL PRIOR TO FABRICATION.

**NOT FOR CONSTRUCTION**

| Number     | Date | Revision             |
|------------|------|----------------------|
| 09/02/2017 |      | ISSUED FOR DOB       |
| 03/01/2017 |      | ISSUED FOR DOB       |
| 02/04/2017 |      | ISSUED FOR DOB       |
| 01/02/2017 |      | SUBSTRUCTURE SET     |
| 01/02/2017 |      | ISSUED FOR DOB       |
| 11/17/2016 |      | FACE FRAMES SET      |
| 11/10/2016 |      | 100% DEVELOPMENT SET |
| 10/12/2016 |      | ISSUED FOR DOB       |
| 02/05/2016 |      | DOB FILING SET       |

Project:  
**City View Tower at Court Square**  
23-15 44th Drive  
Long Island City, NY 11101

Client:  
**Cityview Tower LLC**  
112-15 NORTHERN BLVD, CF-2  
CORONA, NY 11368  
(718) 321-8552

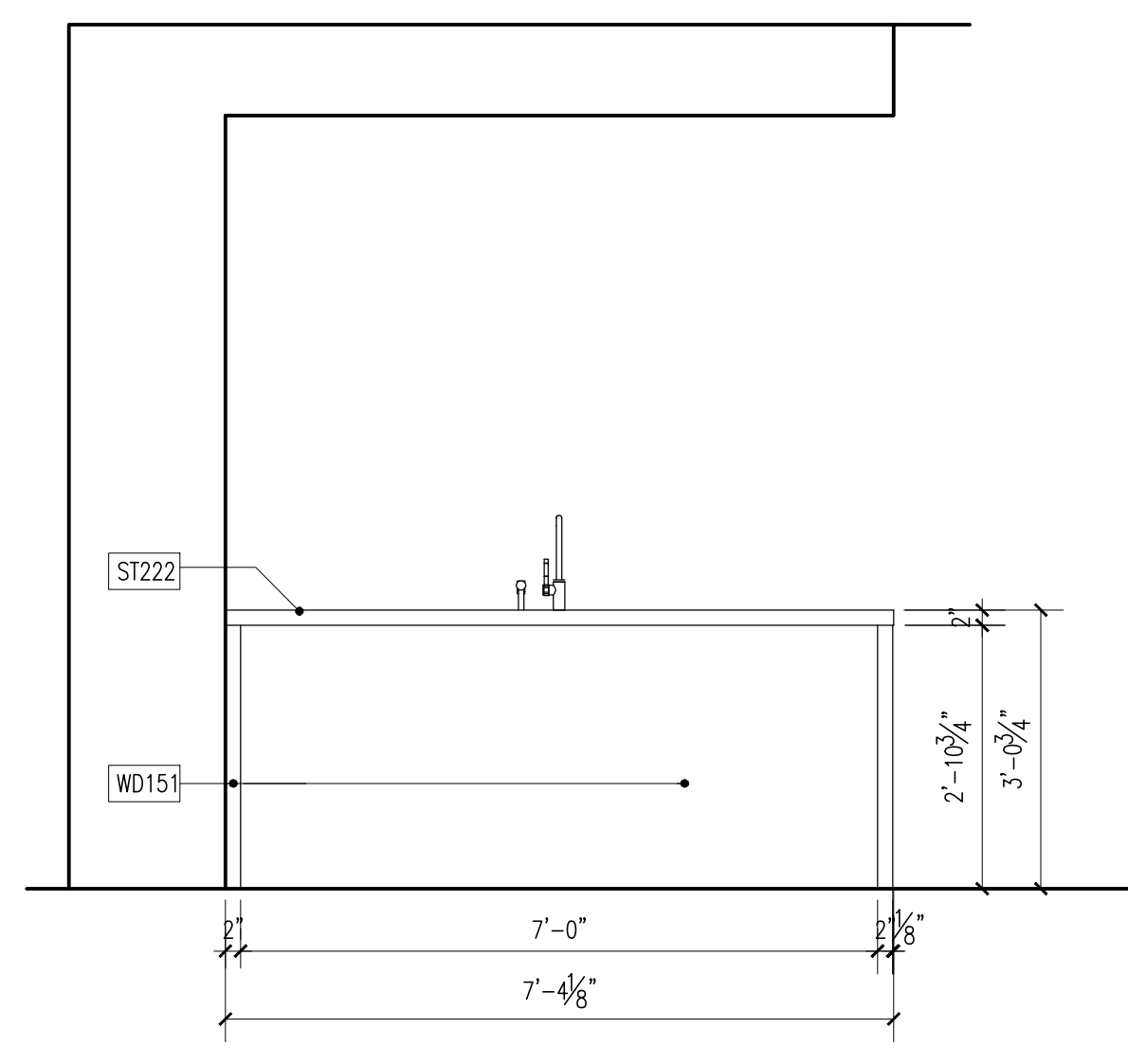
Architect:  
**HILL | WEST**  
ARCHITECTS  
11 BROADWAY  
17TH FLOOR  
NEW YORK, NY 10004  
T. 212 213 8007

Consultant:  
**DESIMONE CONSULTING ENGINEERS**  
140 Broadway 25th Floor  
New York, NY, 10005  
(212) 532-2211  
**Cosentini Associates**  
Two Pennsylvania Plaza, 3rd FL  
New York, NY 10121  
(212) 615-3600  
**Whitehall**  
11 Broadway, 17th Floor  
New York, NY 10004  
(212) 908-4940

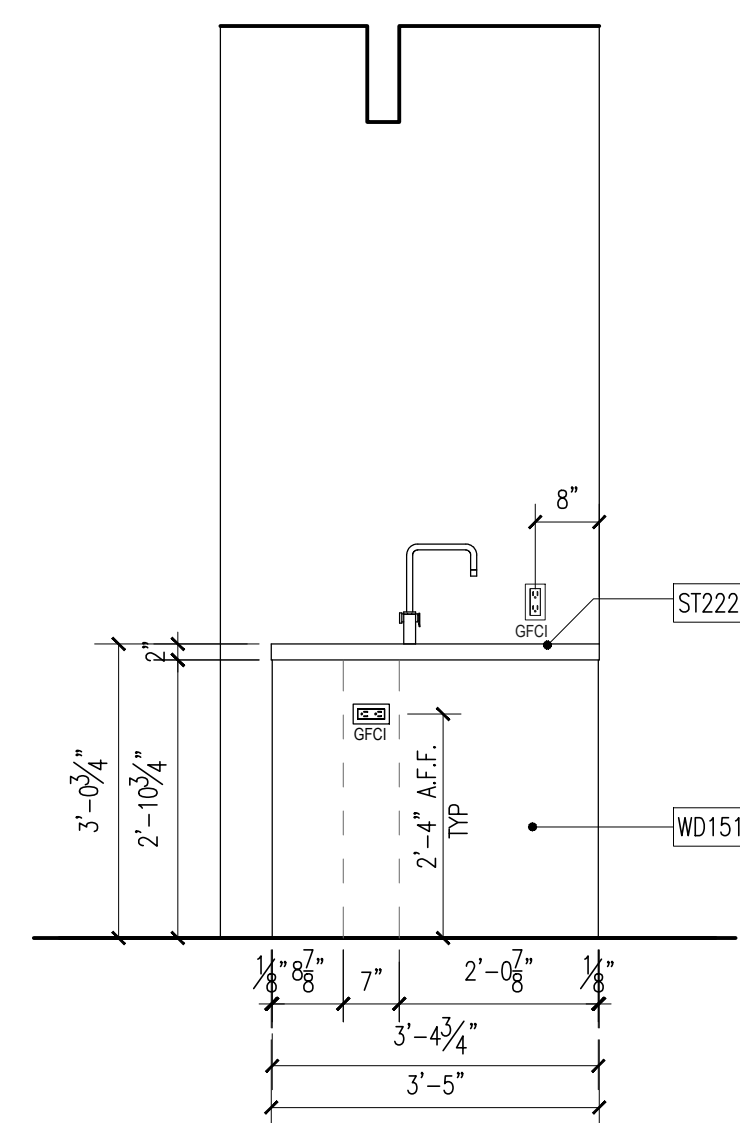
DOB STAMPS & SIGNATURES:

DWG TITLE:  
**KITCHEN DETAILS 2**

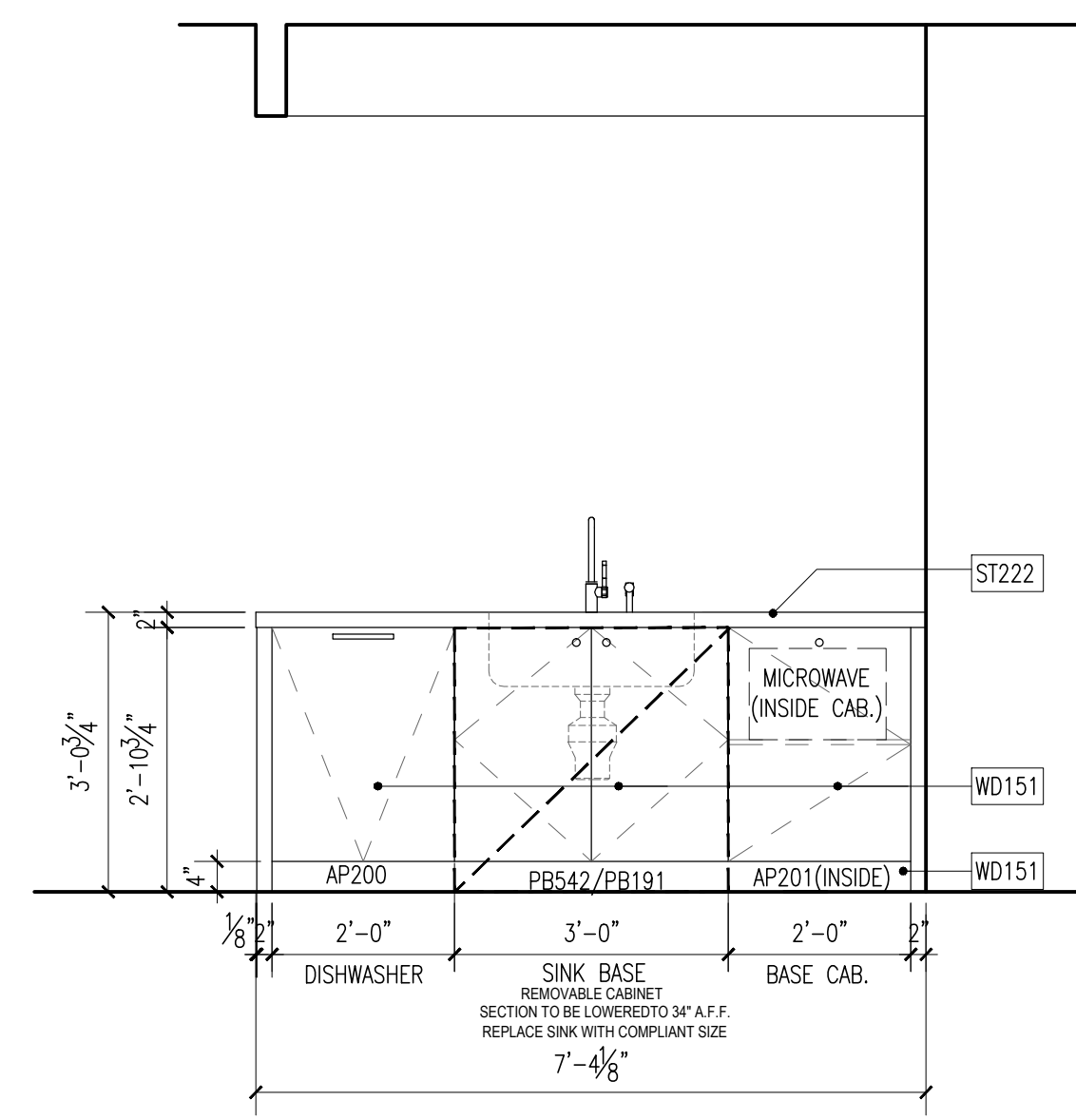
| SEAL & SIGNATURE | DATE            |
|------------------|-----------------|
|                  | 01/18/2017      |
| PROJECT #        | 15412           |
| SCALE            | AS NOTED        |
| DWG NO.          | <b>A-651.00</b> |



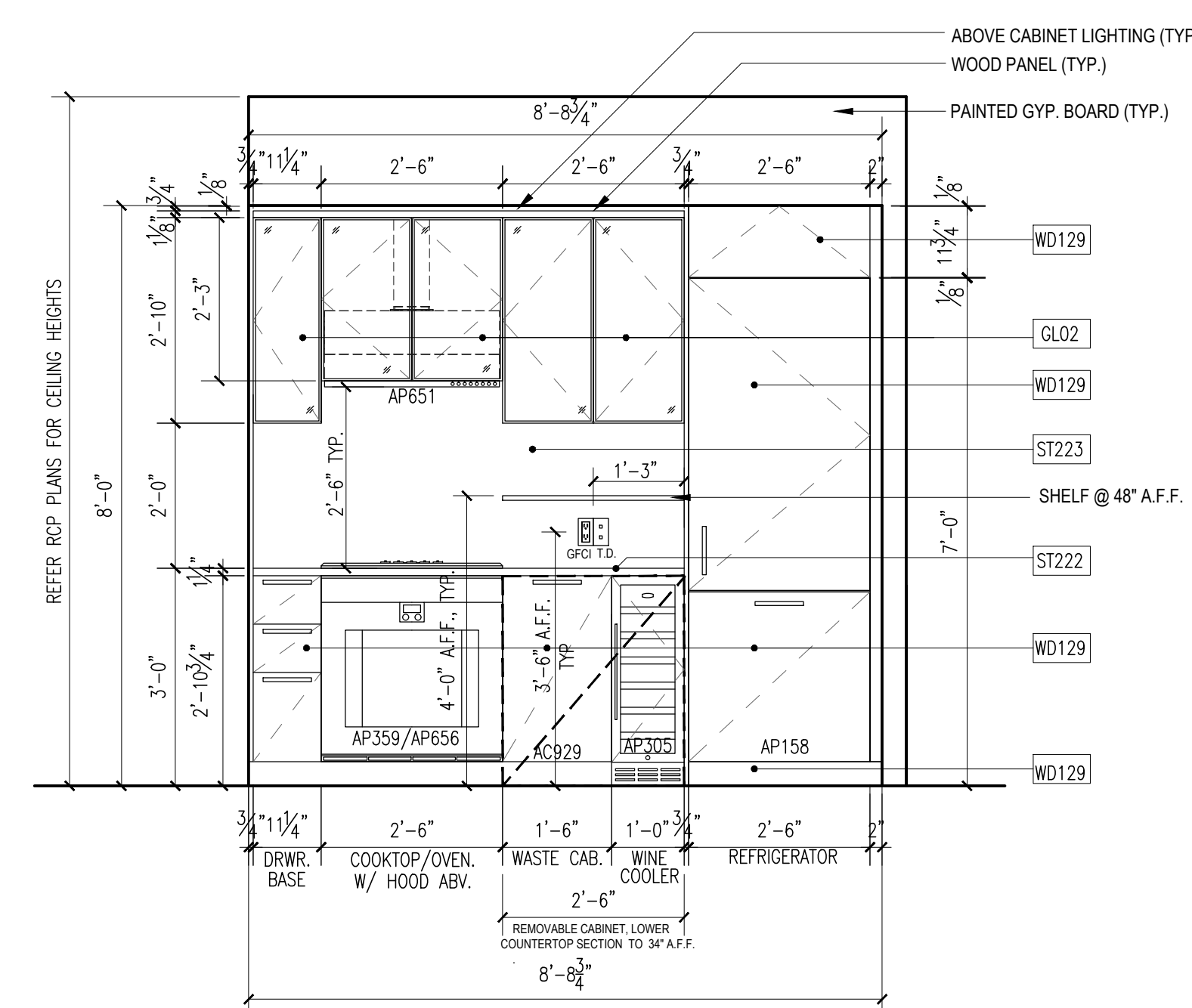
**D ELEVATION D**  
ALL NOTES, DIMENSION & INFORMATION TYPICAL FOR ALL KITCHENS, U.O.N.



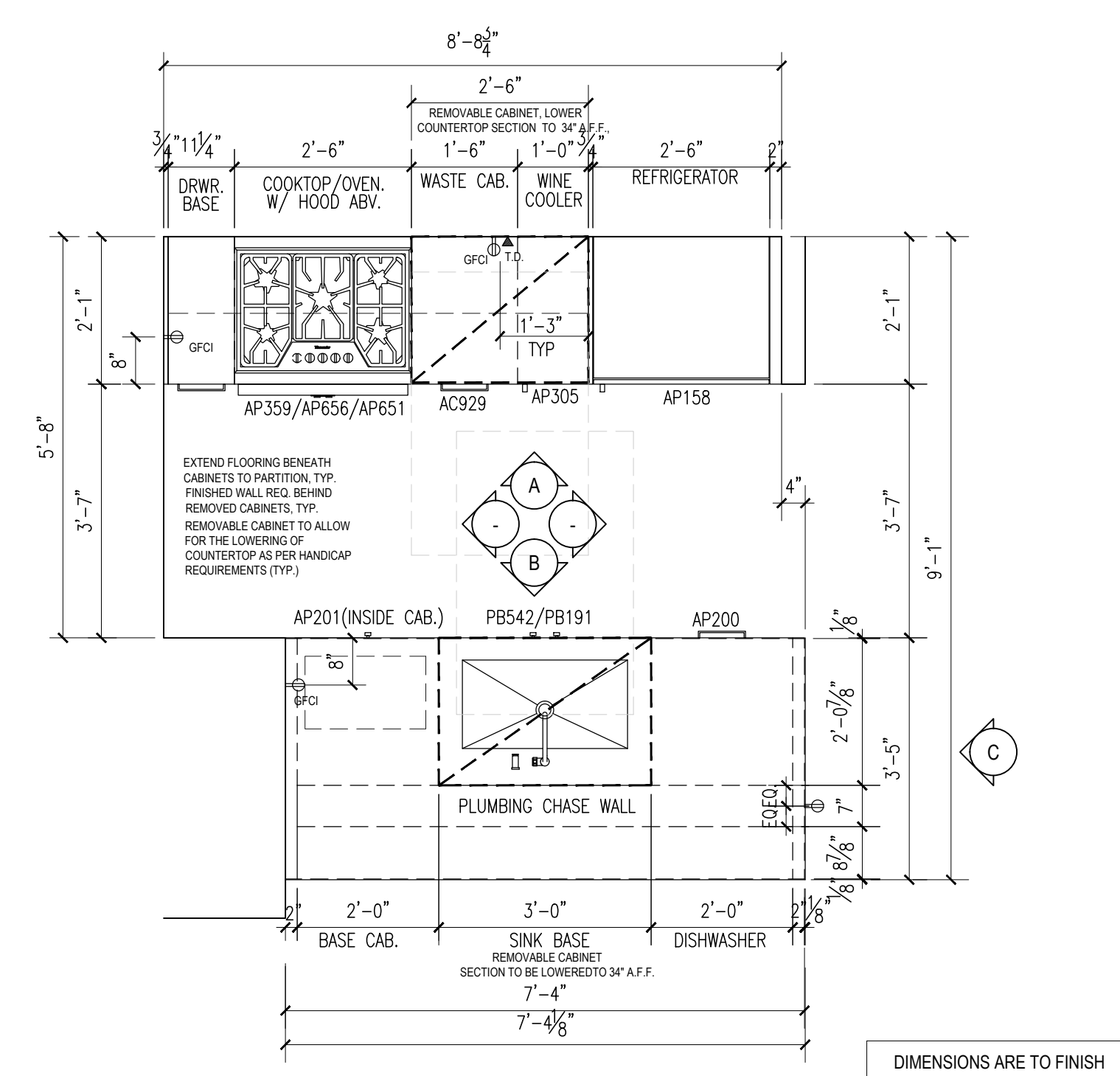
**C ELEVATION C**  
ALL NOTES, DIMENSION & INFORMATION TYPICAL FOR ALL KITCHENS, U.O.N.



**B ELEVATION B**  
ALL NOTES, DIMENSION & INFORMATION TYPICAL FOR ALL KITCHENS, U.O.N.

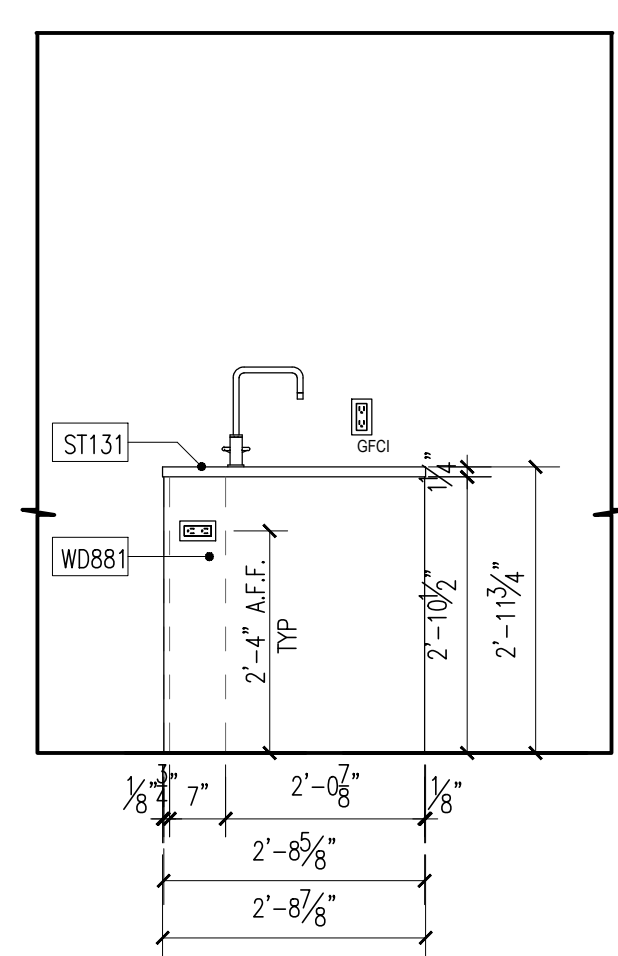


**A ELEVATION A**  
ALL NOTES, DIMENSION & INFORMATION TYPICAL FOR ALL KITCHENS, U.O.N.

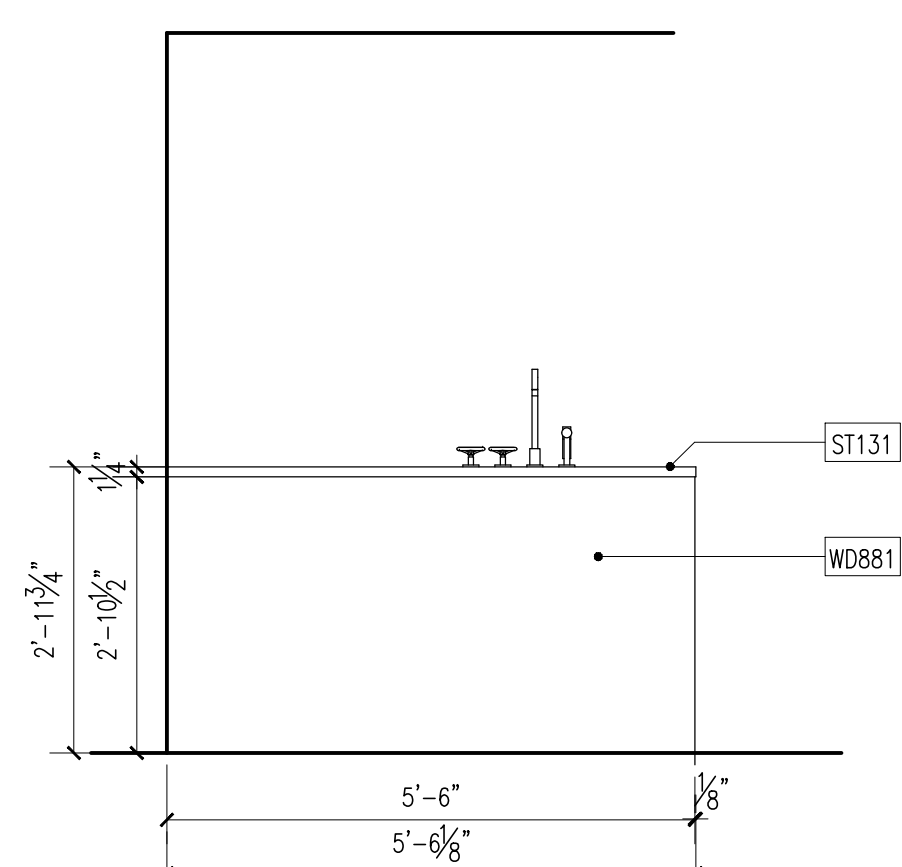


**1 PLAN TYPE 01**  
ALL NOTES, DIMENSION & INFORMATION TYPICAL FOR ALL KITCHENS, U.O.N.

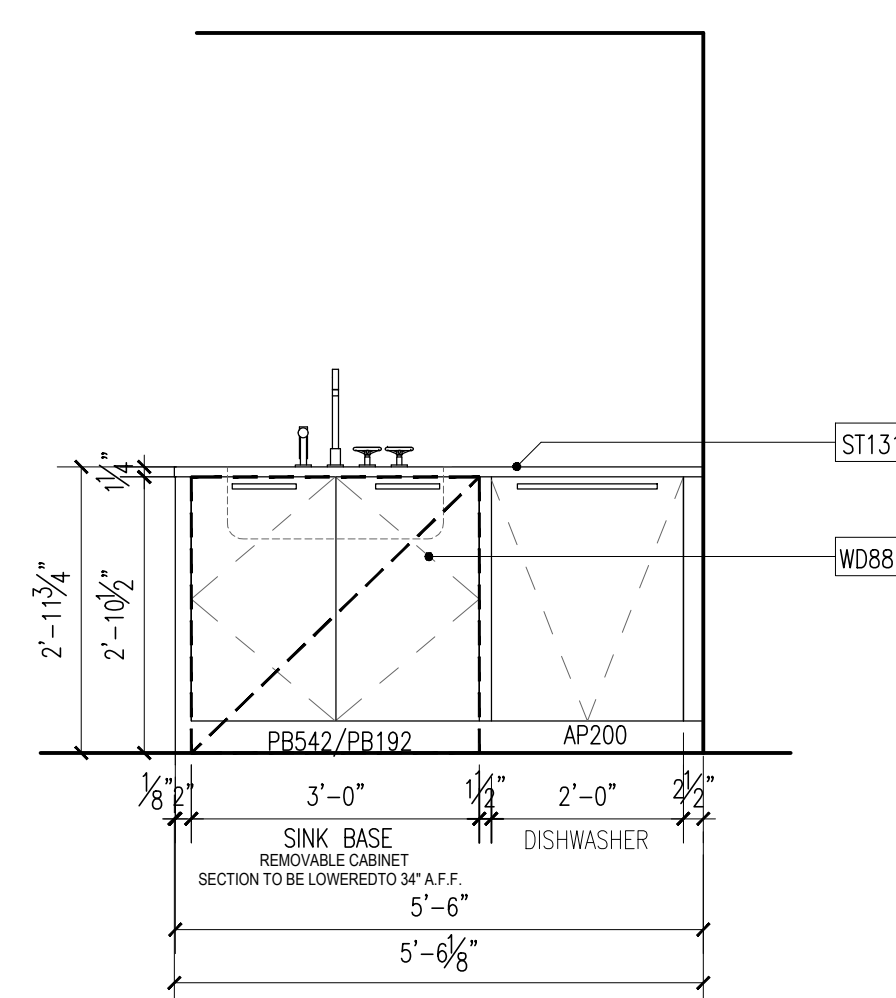
| FLOOR | APARTMENT(S) | REMARKS (CHECK PLANS FOR ORIENTATION) | PLAN  |
|-------|--------------|---------------------------------------|-------|
| 8TH   | S            |                                       | A-109 |



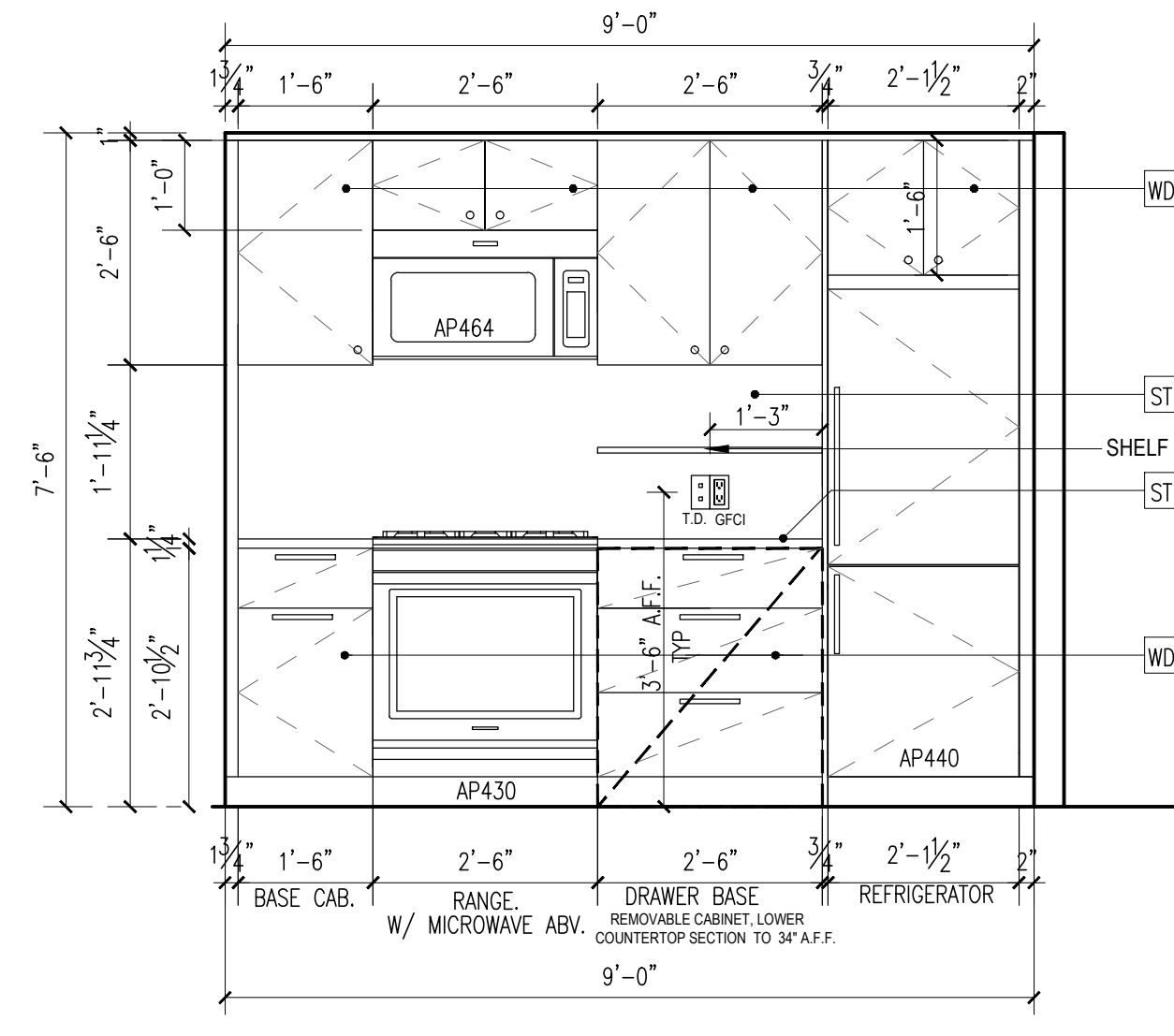
**D ELEVATION C**  
ALL NOTES, DIMENSION & INFORMATION TYPICAL FOR ALL KITCHENS, U.O.N.



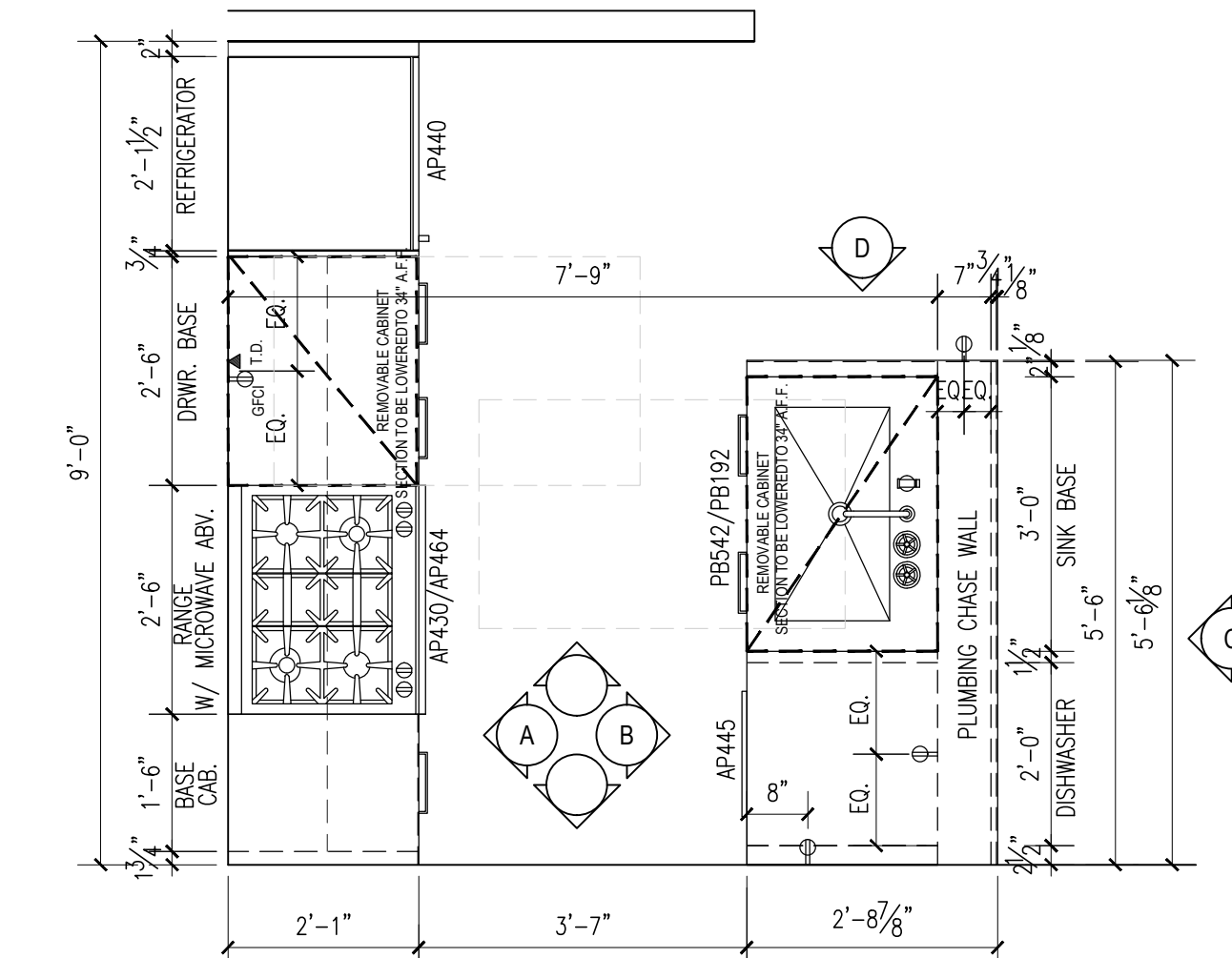
**C ELEVATION C**  
ALL NOTES, DIMENSION & INFORMATION TYPICAL FOR ALL KITCHENS, U.O.N.



**B ELEVATION B**  
ALL NOTES, DIMENSION & INFORMATION TYPICAL FOR ALL KITCHENS, U.O.N.

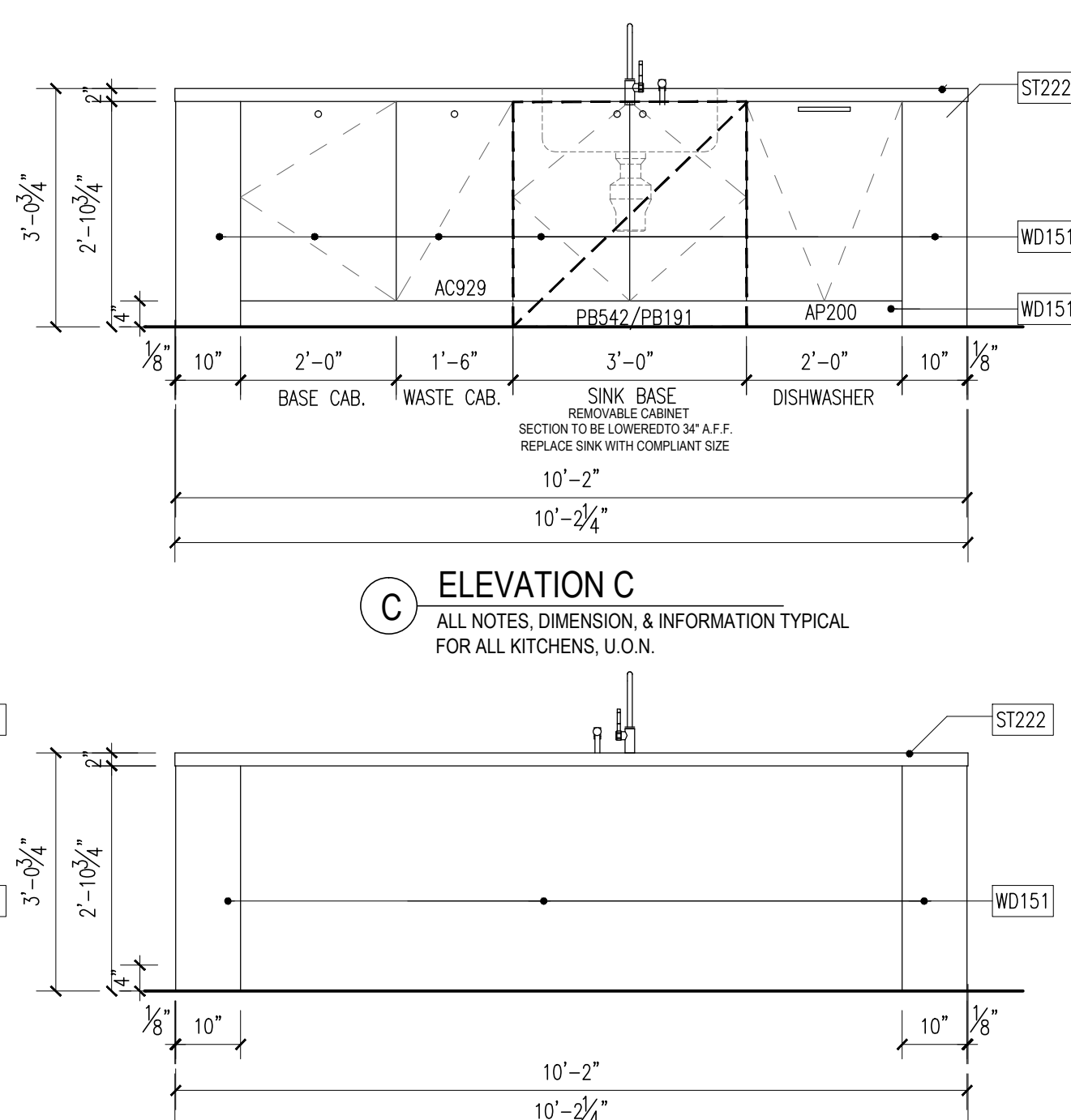


**A ELEVATION A**  
ALL NOTES, DIMENSION & INFORMATION TYPICAL FOR ALL KITCHENS, U.O.N.

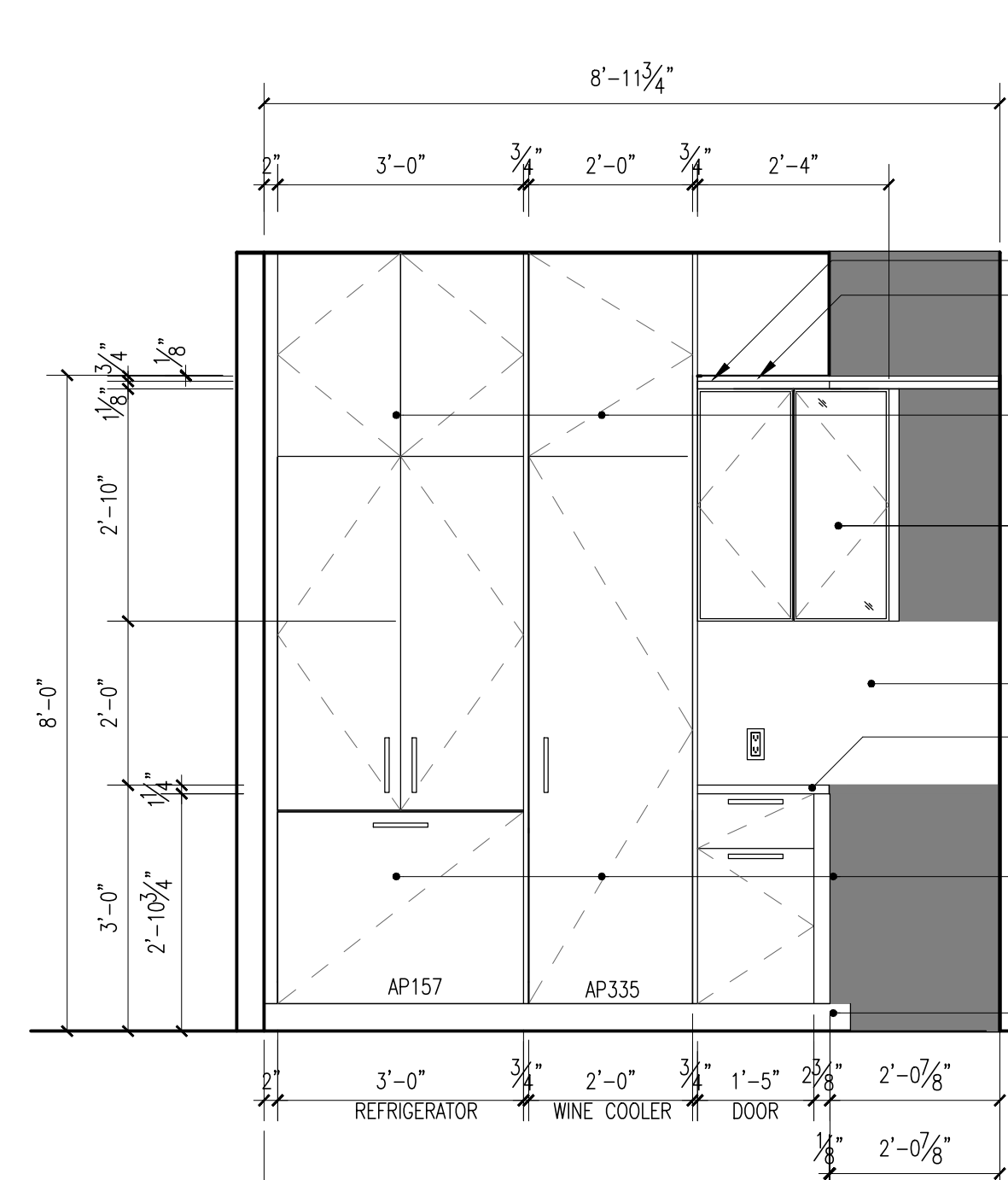


**21 PLAN TYPE 21**  
ALL NOTES, DIMENSION & INFORMATION TYPICAL FOR ALL KITCHENS, U.O.N.

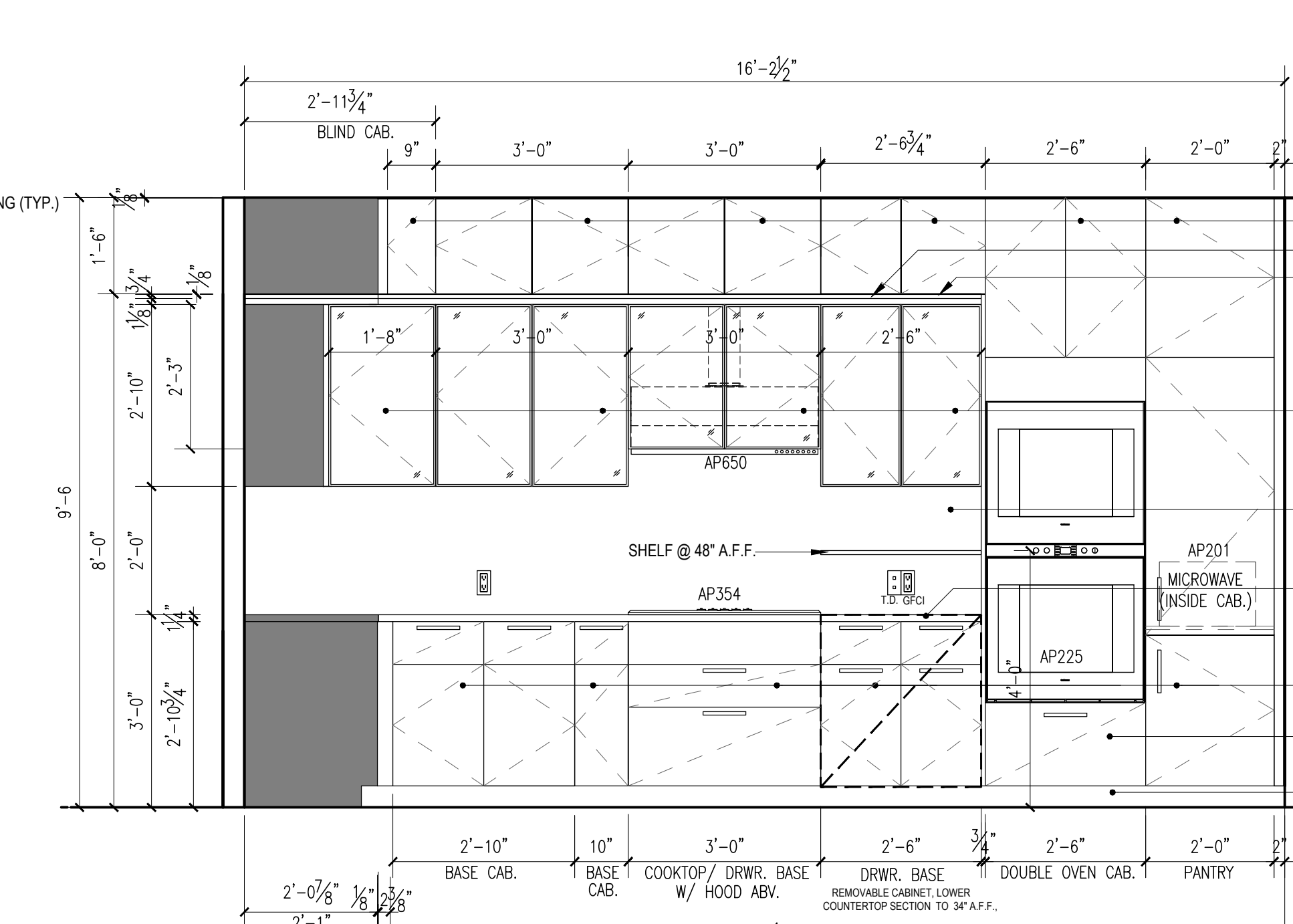
| FLOOR | APARTMENT(S) | REMARKS (CHECK PLANS FOR ORIENTATION) | PLAN         |
|-------|--------------|---------------------------------------|--------------|
| 23RD  | 1H           |                                       | A-103, A-104 |



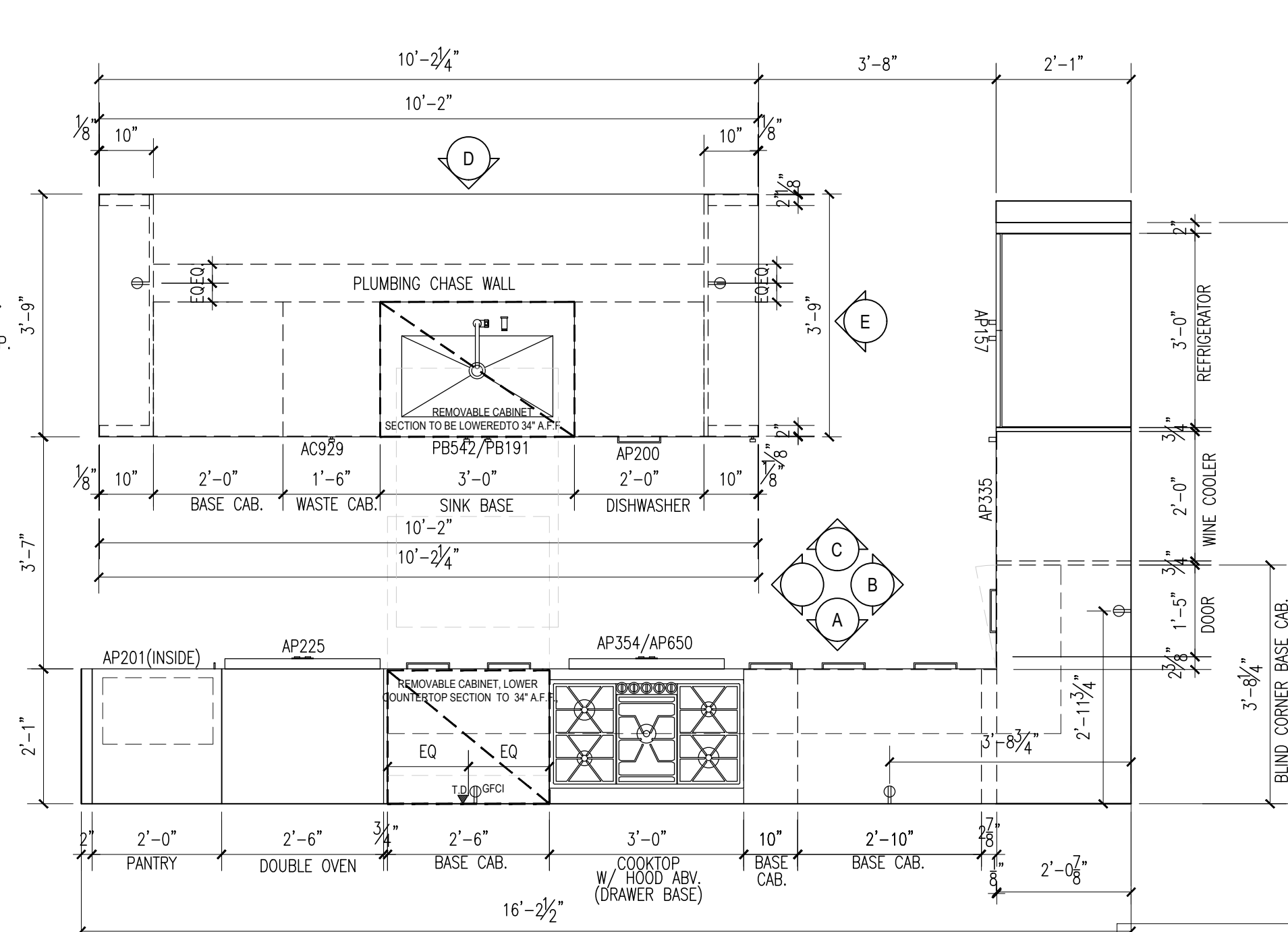
**C ELEVATION C**  
ALL NOTES, DIMENSION & INFORMATION TYPICAL FOR ALL KITCHENS, U.O.N.



**B ELEVATION B**  
ALL NOTES, DIMENSION & INFORMATION TYPICAL FOR ALL KITCHENS, U.O.N.

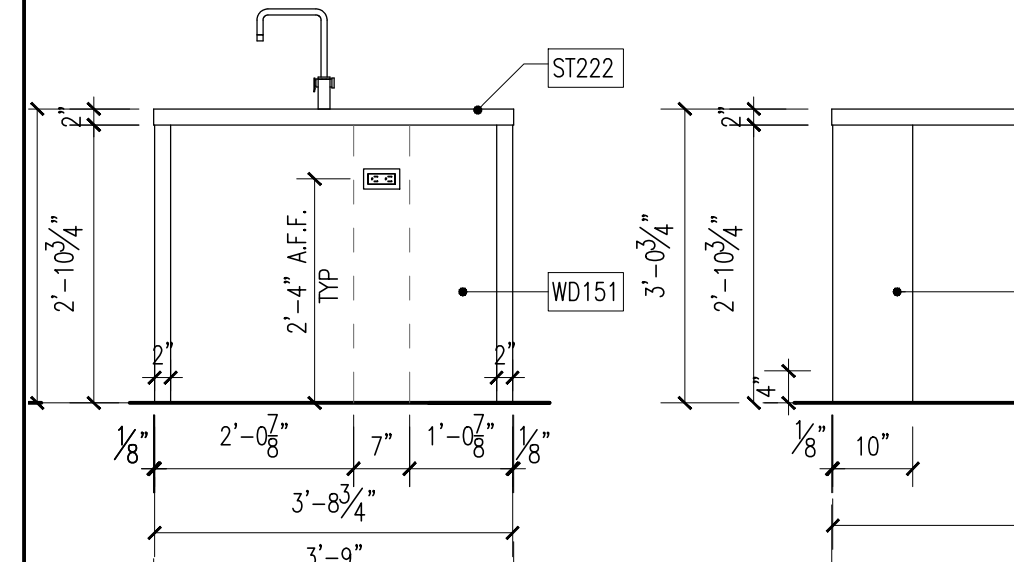


**A ELEVATION A**  
ALL NOTES, DIMENSION & INFORMATION TYPICAL FOR ALL KITCHENS, U.O.N.

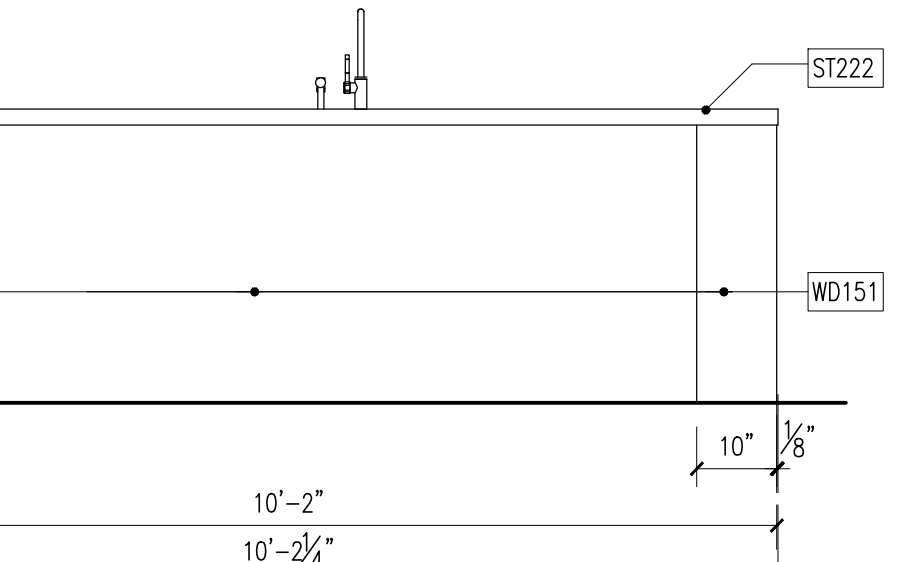


**15 PLAN TYPE 15**  
ALL NOTES, DIMENSION & INFORMATION TYPICAL FOR ALL KITCHENS, U.O.N.

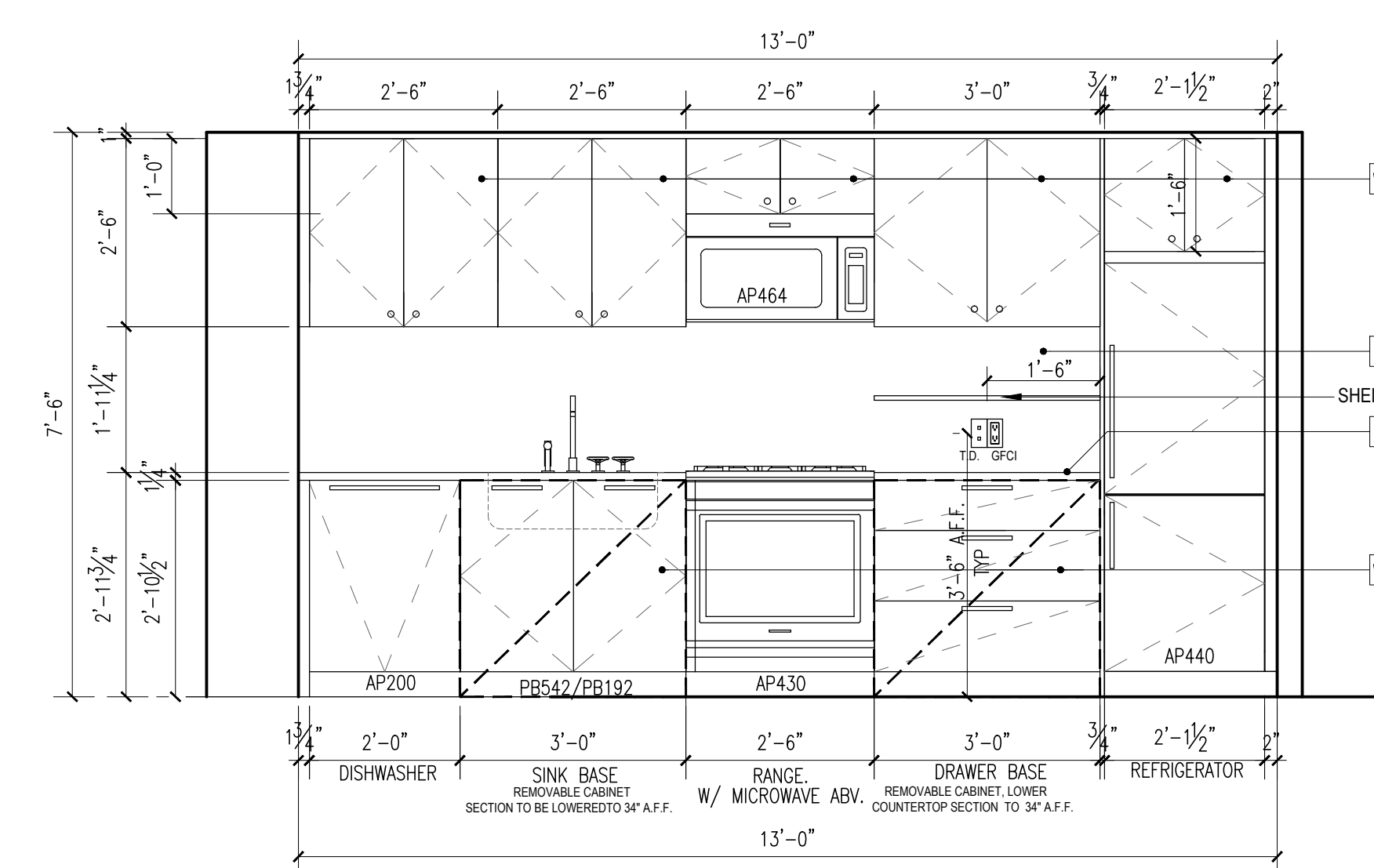
| FLOOR | APARTMENT(S) | REMARKS (CHECK PLANS FOR ORIENTATION) | PLAN  |
|-------|--------------|---------------------------------------|-------|
| 27TH  | FH1          |                                       | A-116 |



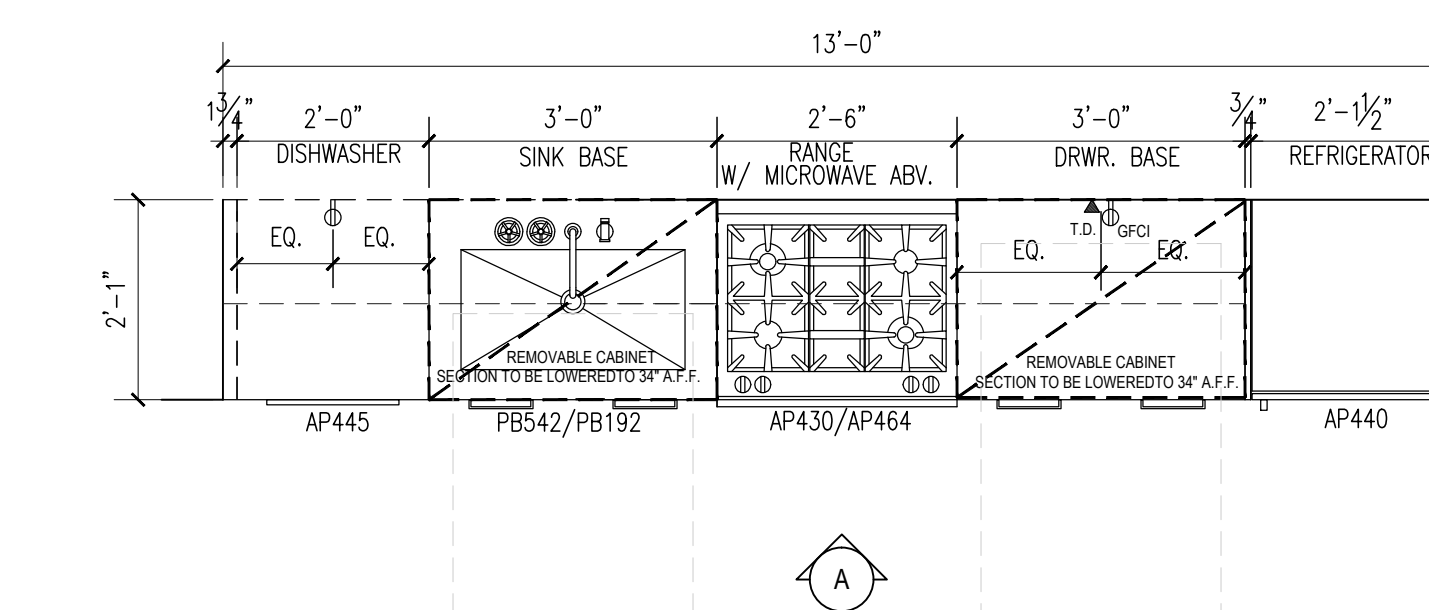
**E ELEVATION E**  
ALL NOTES, DIMENSION & INFORMATION TYPICAL FOR ALL KITCHENS, U.O.N.



**D ELEVATION D**  
ALL NOTES, DIMENSION & INFORMATION TYPICAL FOR ALL KITCHENS, U.O.N.



**A ELEVATION A**  
ALL NOTES, DIMENSION & INFORMATION TYPICAL FOR ALL KITCHENS, U.O.N.



**22 PLAN TYPE 22**  
ALL NOTES, DIMENSION & INFORMATION TYPICAL FOR ALL KITCHENS, U.O.N.

| FLOOR | APARTMENT(S) | REMARKS (CHECK PLANS FOR ORIENTATION) | PLAN         |
|-------|--------------|---------------------------------------|--------------|
| 23RD  | LL           |                                       | A-103, A-104 |
| 44TH  | FF           |                                       | A-105, A-106 |

**NOTES:**

- SUBMIT SHOP DRAWINGS AND MOCK-UPS FOR INTERIOR DESIGNER & OWNER APPROVAL PRIOR TO FABRICATION.

NOT FOR CONSTRUCTION

| Number   | Date | Revision                          |
|----------|------|-----------------------------------|
| 09/02/07 |      | ISSUED FOR DOB                    |
| 09/02/07 |      | ISSUED FOR DOB                    |
| 02/07/07 |      | ISSUED FOR DOB SUPERSTRUCTURE SET |
| 01/23/07 |      | ISSUED FOR DOB                    |
| 11/17/06 |      | FACE FRAMES SET                   |
| 11/11/06 |      | 100% DEVELOPER'S SET              |
| 10/12/06 |      | ISSUED FOR DOB                    |
| 02/05/04 |      | DOB FILING SET                    |

Project:  
**City View Tower at Court Square**  
23-15 44th Drive  
Long Island City, NY 11101

Client:  
**Cityview Tower LLC**  
112-15 NORTHERN BLVD, CF-2  
CORONA, NY 11368  
(718) 321-8652

Architect:  
**HILL | WEST ARCHITECTS**  
11 BROADWAY  
17TH FLOOR  
NEW YORK, NY 10004  
T. 212 213 8007

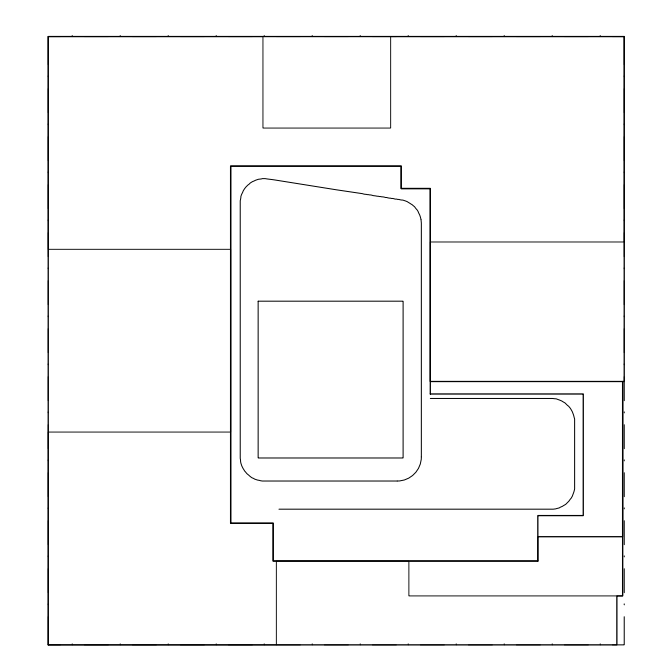
Consultant:  
**DESIMONE CONSULTING ENGINEERS**  
140 Broadway 25th Floor  
New York, NY, 10005  
(212) 532-2211  
**Cosentini Associates**  
Two Pennsylvania Plaza, 3rd FL.  
New York, NY 10121  
(212) 615-3600  
**Whitehall**  
11 Broadway, 17th Floor  
New York, NY 10004  
(212) 908-4940

DOB STAMPS & SIGNATURES:

DWG TITLE:  
KITCHEN PLANS AND ELEVATIONS 1

SEAL & SIGNATURE: [Signature]  
DATE: 01/18/2017  
PROJECT #: 15412  
SCALE: AS NOTED  
DWG NO: **A-652.00**





**NOTES:**  
 1. SUBMIT SHOP DRAWINGS AND MOCK-UPS FOR INTERIOR DESIGNER & OWNER APPROVAL PRIOR TO FABRICATION.

**NOT FOR CONSTRUCTION**

| Number     | Date | Revision              |
|------------|------|-----------------------|
| 01/02/2017 |      | ISSUED FOR DOB        |
| 03/01/2017 |      | ISSUED FOR DOB        |
| 02/14/2017 |      | ISSUED FOR DOB        |
| 01/27/2017 |      | SUBSTRUCTURE SET      |
| 01/23/2017 |      | ISSUED FOR DOB        |
| 11/17/2016 |      | FACE FRAMES SET       |
| 11/01/2016 |      | 100% DISBURSEMENT SET |
| 10/12/2016 |      | ISSUED FOR DOB        |
| 02/05/2016 |      | DOB PLING SET         |

Project:  
**City View Tower at Court Square**  
 23-15 44th Drive  
 Long Island City, NY 11101

Client:  
**Cityview Tower LLC**  
 112-15 NORTHERN BLVD, CF-2  
 CORONA, NY 11368  
 (718) 321-8552

Architect:  
**HILL | WEST ARCHITECTS**  
 11 BROADWAY  
 17TH FLOOR  
 NEW YORK, NY 10004  
 T. 212 213 8007

Consultant:  
**DESIMONE CONSULTING ENGINEERS**  
 140 Broadway 25th Floor  
 New York, NY, 10005  
 (212) 532-2211

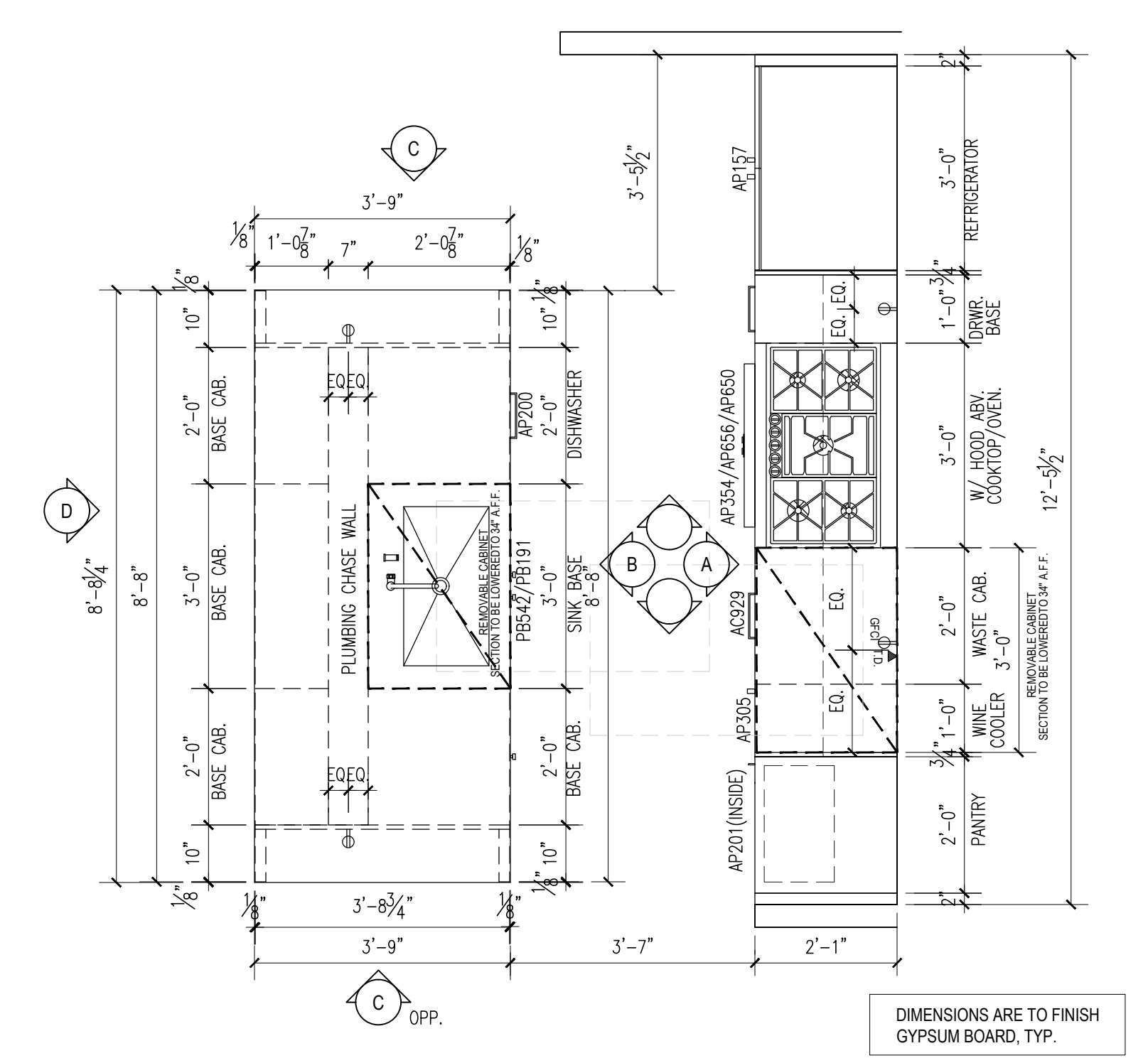
**Cosentini Associates**  
 Two Pennsylvania Plaza, 3rd FL.  
 New York, NY 10121  
 (212) 615-3600

**Whitehall**  
 11 Broadway, 17th Floor  
 New York, NY 10004  
 (212) 908-4940

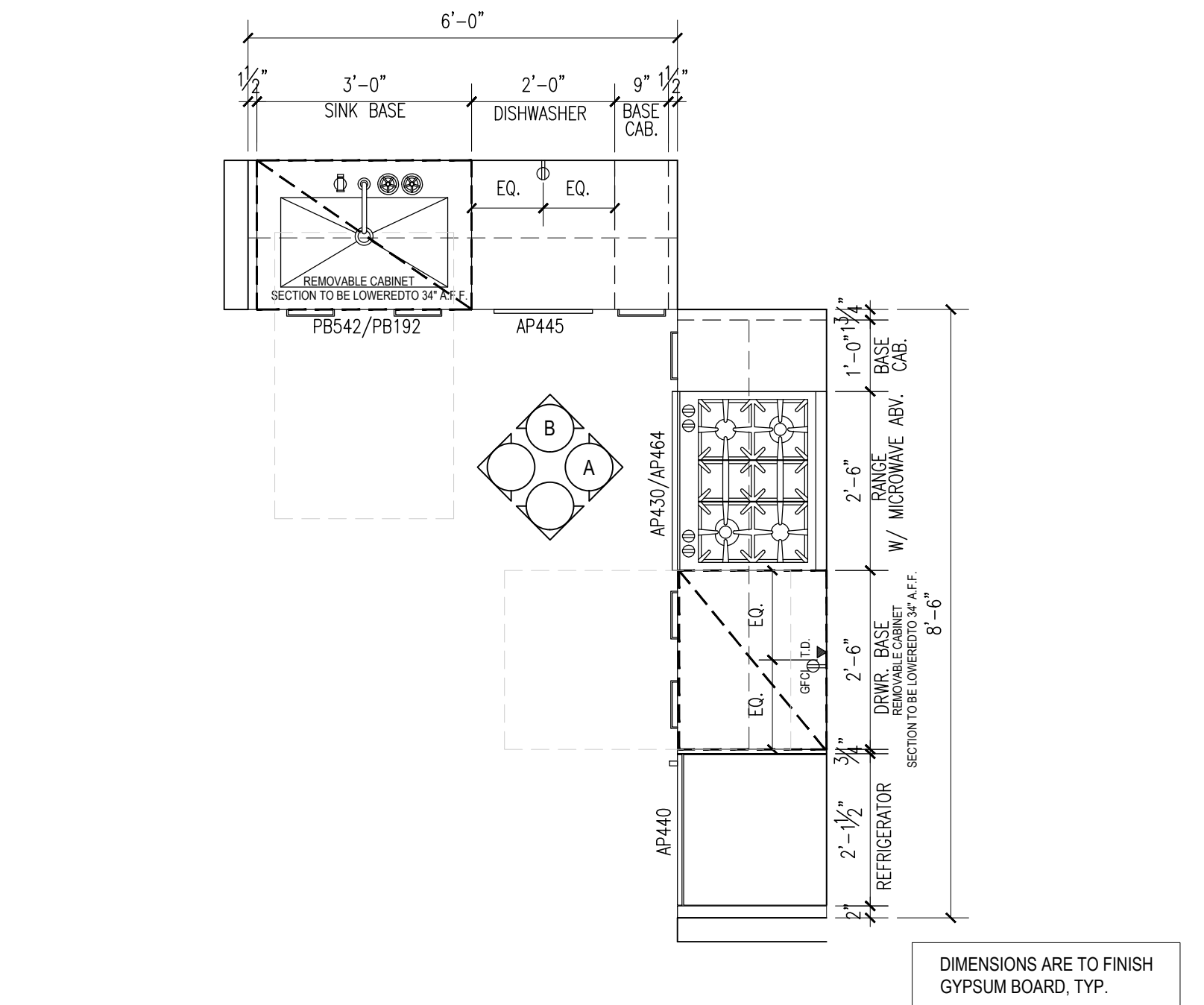
DOB STAMPS & SIGNATURES:

DWG TITLE:  
**KITCHEN PLANS AND ELEVATIONS**

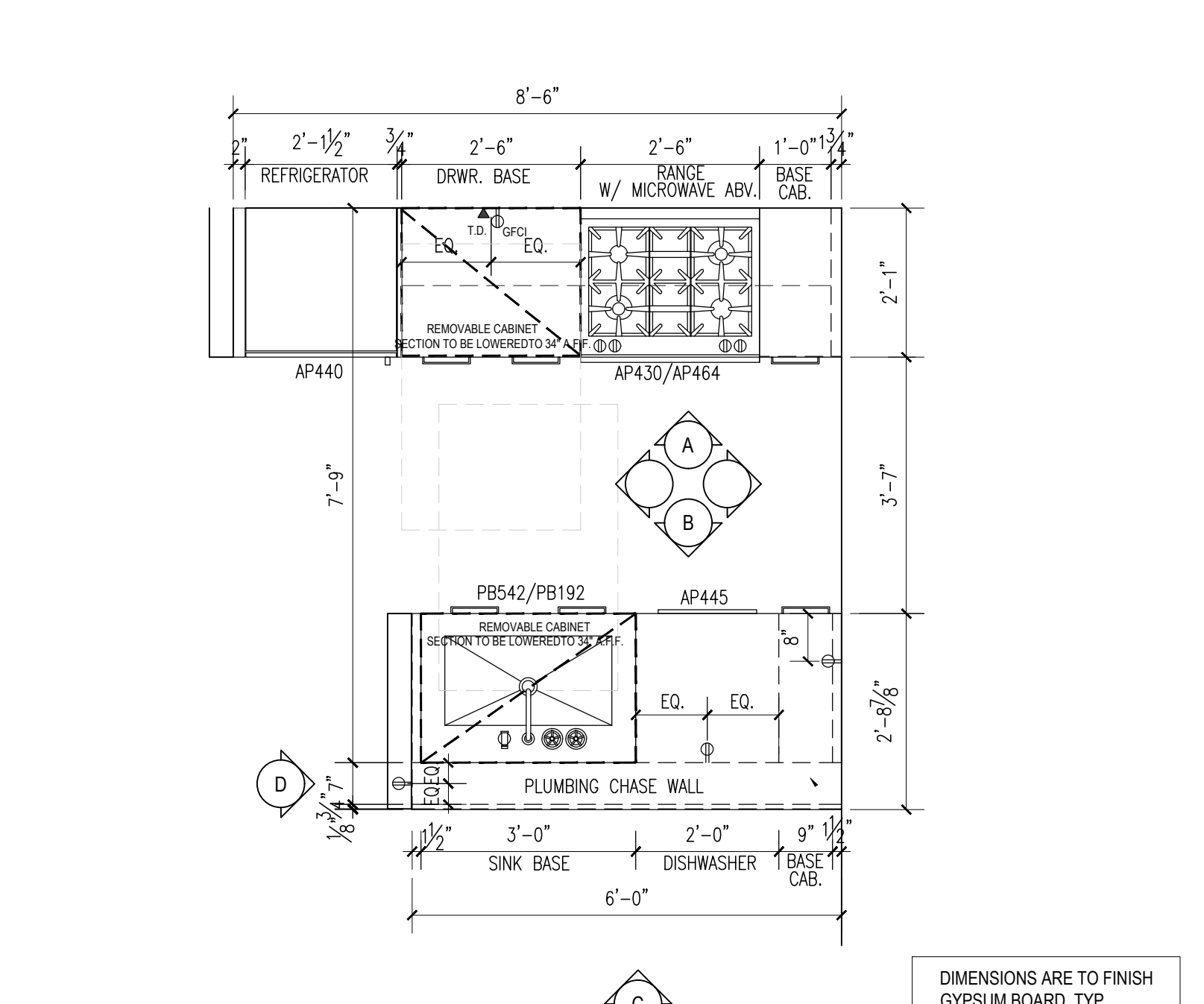
SEAL & SIGNATURE: DATE: 01/18/2017  
 PROJECT #: 15112  
 SCALE: AS NOTED  
**A-653.00**  
 DWG NO.



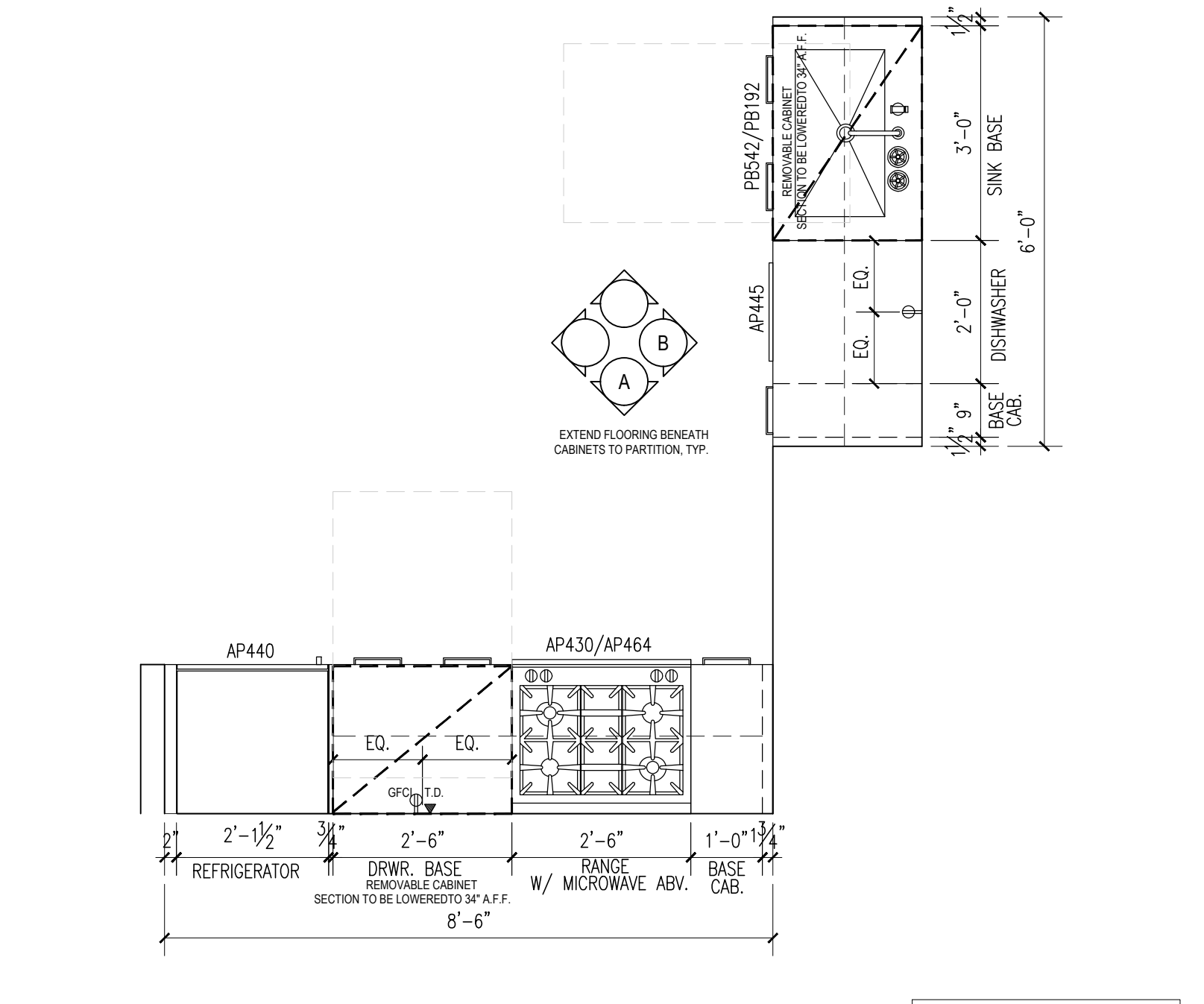
| FLOOR   | APARTMENT(S)                                 | REMARKS (CHECK PLANS FOR ORIENTATION) | PLAN           |
|---|--|---------------------------------------|----------------|
| 24TH <td>BB <td>MIRRORED</td> <td>A-183 TO A-185</td> </td> | BB <td>MIRRORED</td> <td>A-183 TO A-185</td> | MIRRORED                              | A-183 TO A-185 |
| 24TH <td>GG <td>MIRRORED</td> <td>A-183 TO A-185</td> </td> | GG <td>MIRRORED</td> <td>A-183 TO A-185</td> | MIRRORED                              | A-183 TO A-185 |
| 5TH <td>GG <td>MIRRORED</td> <td>A-186</td> </td>           | GG <td>MIRRORED</td> <td>A-186</td>          | MIRRORED                              | A-186          |



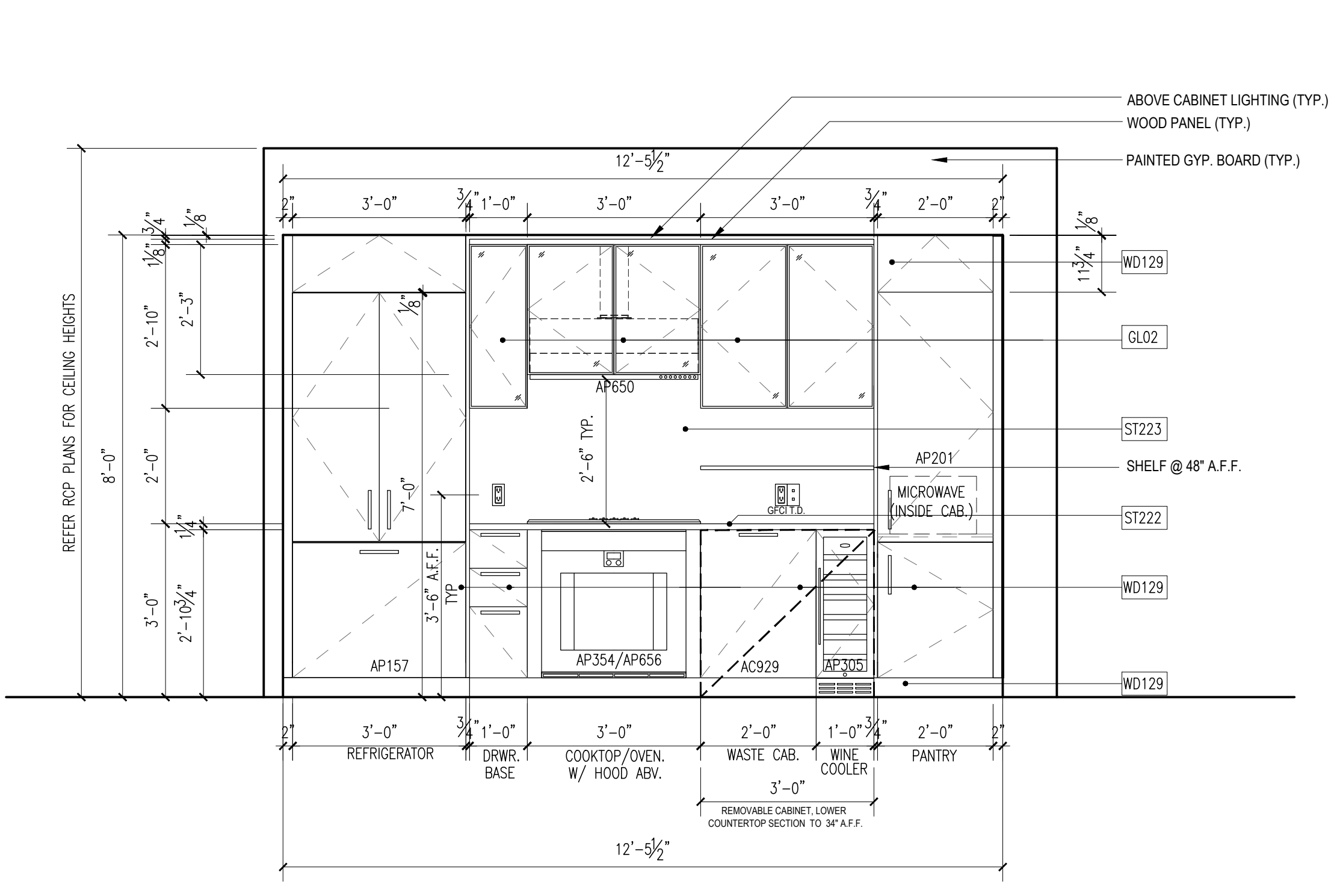
| FLOOR  | APARTMENT(S) | REMARKS (CHECK PLANS FOR ORIENTATION) | PLAN           |
|--|--------------|---------------------------------------|----------------|
| 24TH <td>DD</td> <td></td> <td>A-183 TO A-185</td>         | DD           |                                       | A-183 TO A-185 |
| 24TH <td>EE</td> <td>MIRRORED</td> <td>A-186</td>          | EE           | MIRRORED                              | A-186          |
| 24TH <td>EE</td> <td>MIRRORED</td> <td>A-183 TO A-185</td> | EE           | MIRRORED                              | A-183 TO A-185 |



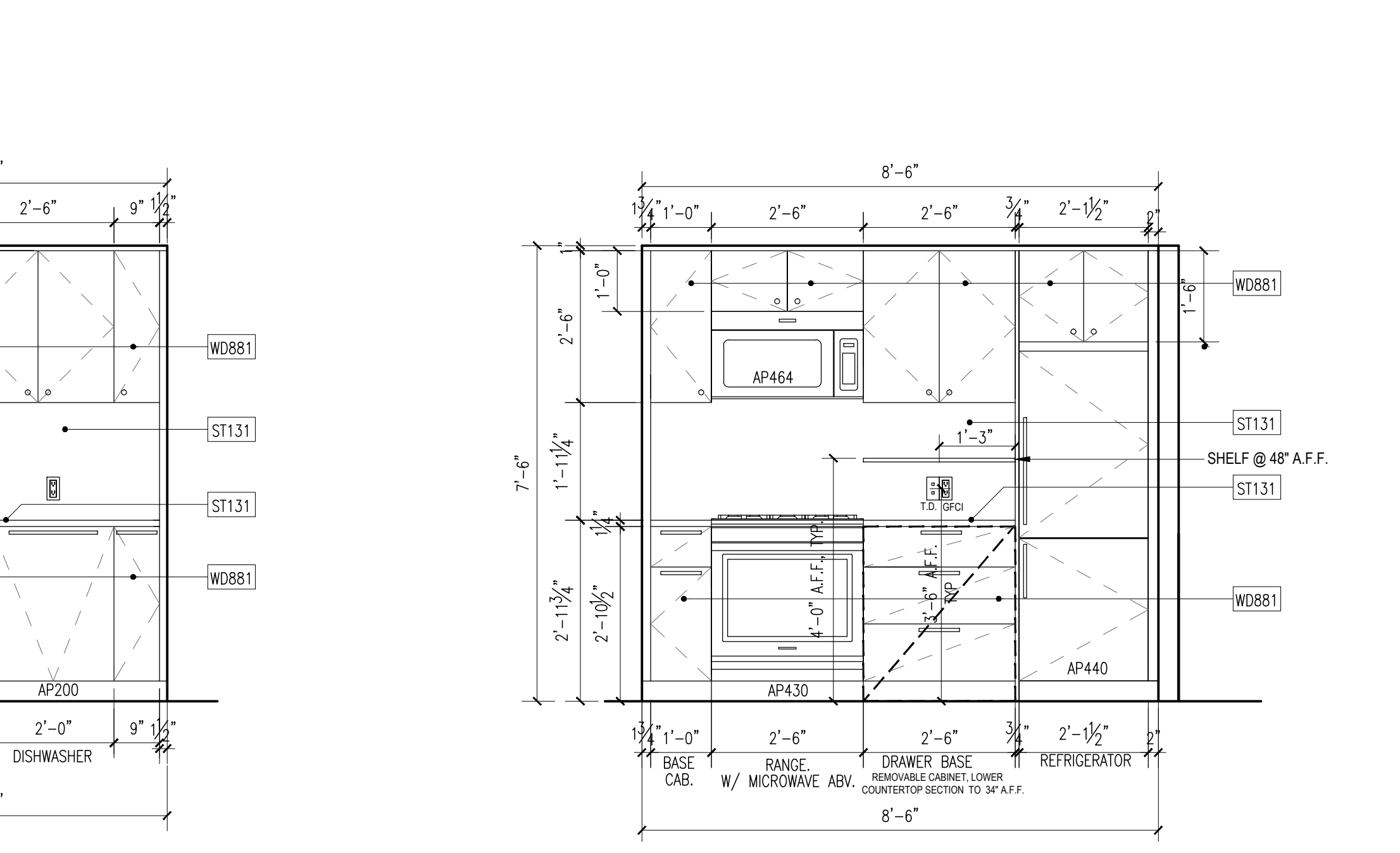
| FLOOR  | APARTMENT(S) | REMARKS (CHECK PLANS FOR ORIENTATION) | PLAN           |
|--|--------------|---------------------------------------|----------------|
| 25TH <td>AA</td> <td></td> <td>A-183 TO A-186</td> | AA           |                                       | A-183 TO A-186 |



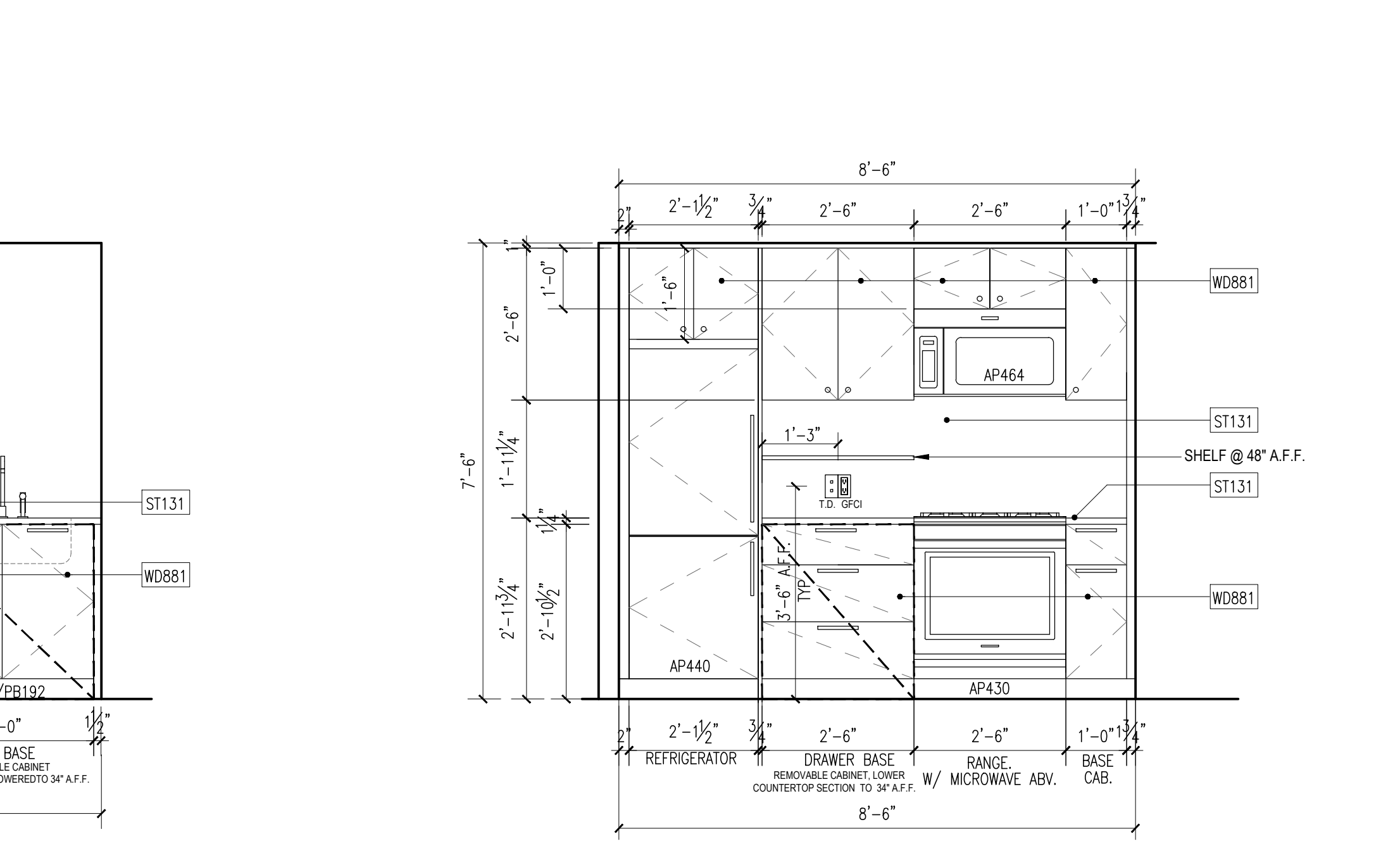
| FLOOR  | APARTMENT(S) | REMARKS (CHECK PLANS FOR ORIENTATION) | PLAN           |
|--|--------------|---------------------------------------|----------------|
| 25TH <td>AA</td> <td></td> <td>A-183 TO A-186</td> | AA           |                                       | A-183 TO A-186 |



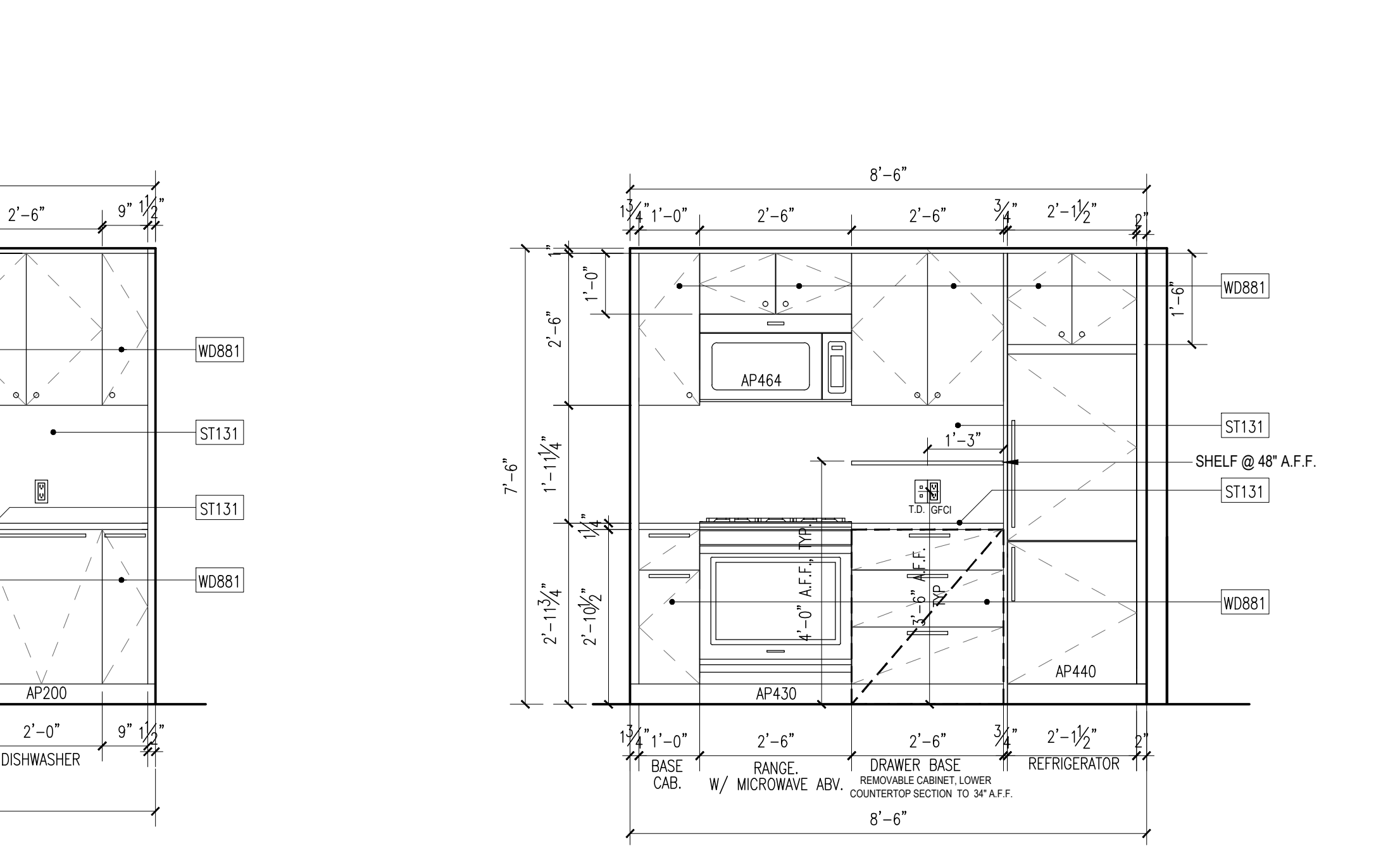
**A ELEVATION A**  
 ALL NOTES, DIMENSION & INFORMATION TYPICAL FOR ALL KITCHENS, U.O.N.



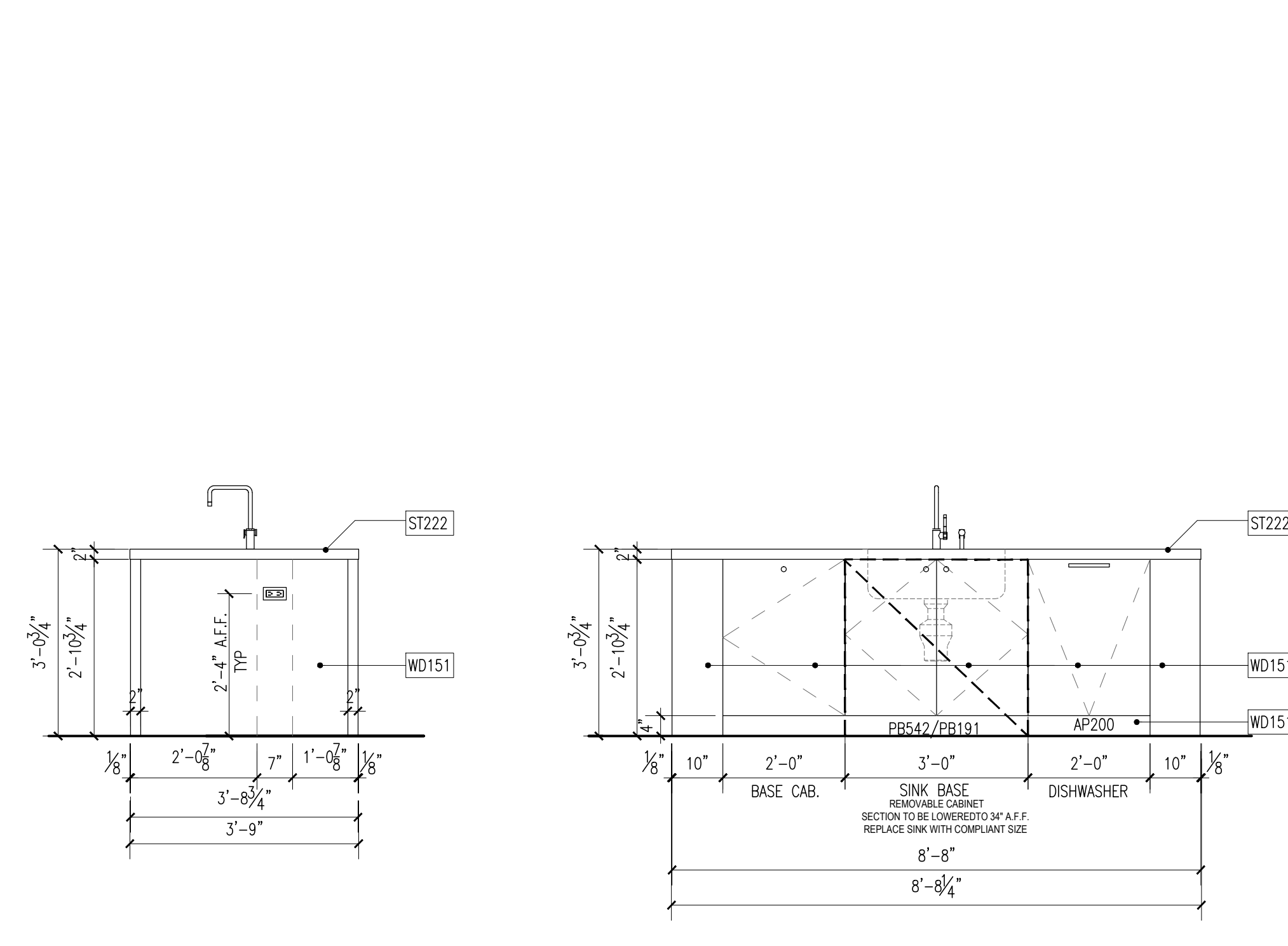
**A ELEVATION A**  
 ALL NOTES, DIMENSION & INFORMATION TYPICAL FOR ALL KITCHENS, U.O.N.



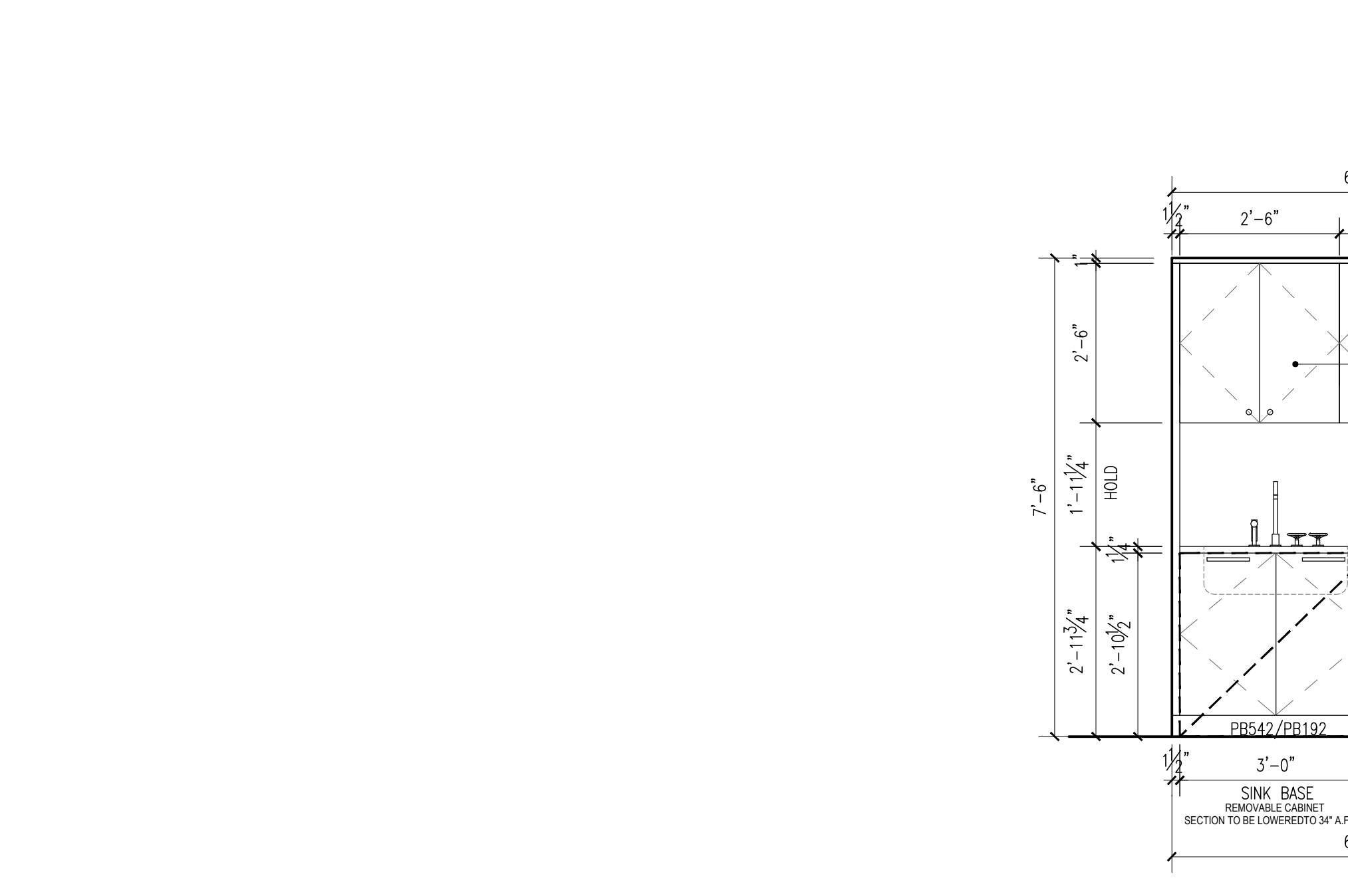
**A ELEVATION A**  
 ALL NOTES, DIMENSION & INFORMATION TYPICAL FOR ALL KITCHENS, U.O.N.



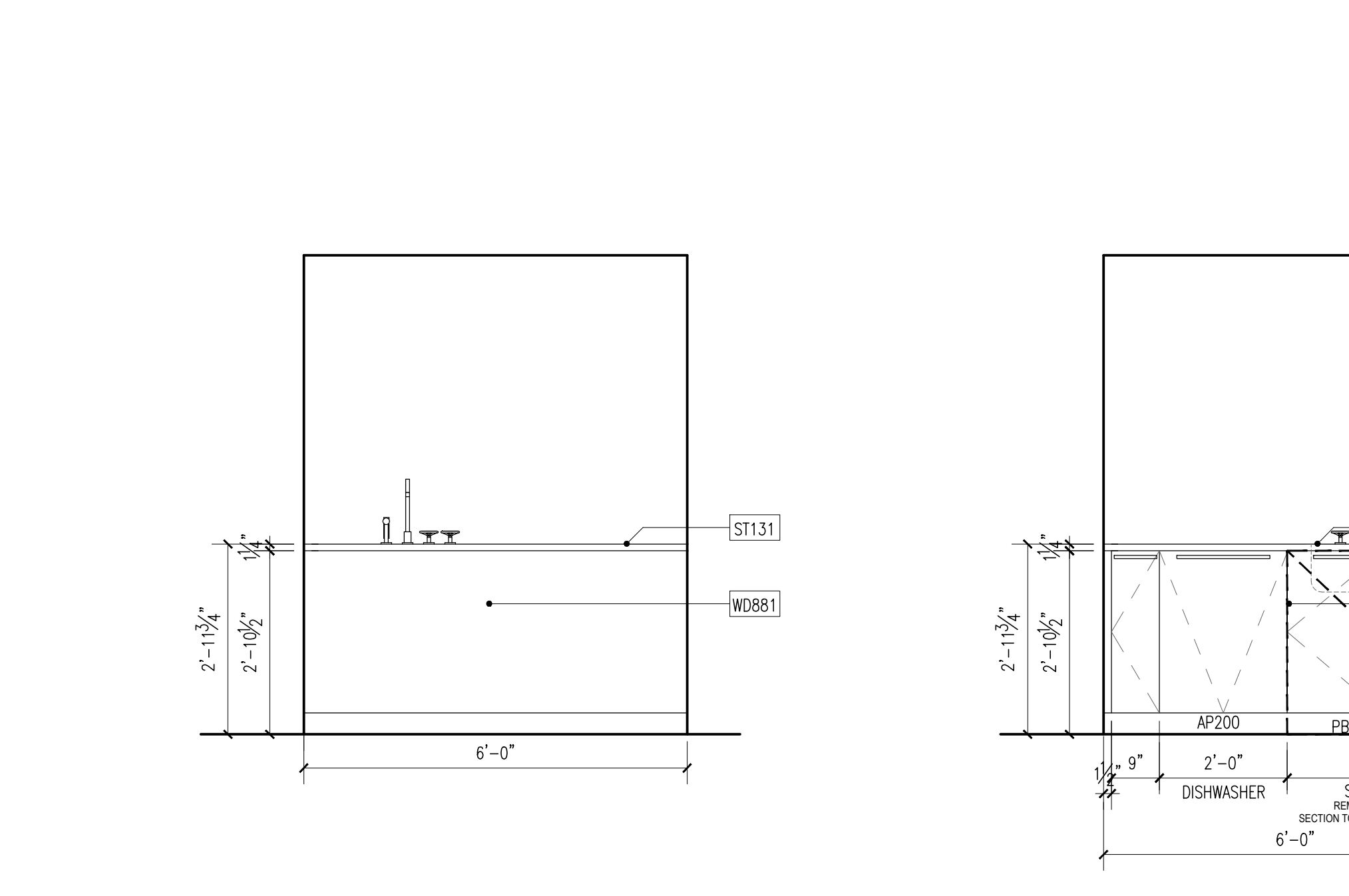
**A ELEVATION A**  
 ALL NOTES, DIMENSION & INFORMATION TYPICAL FOR ALL KITCHENS, U.O.N.



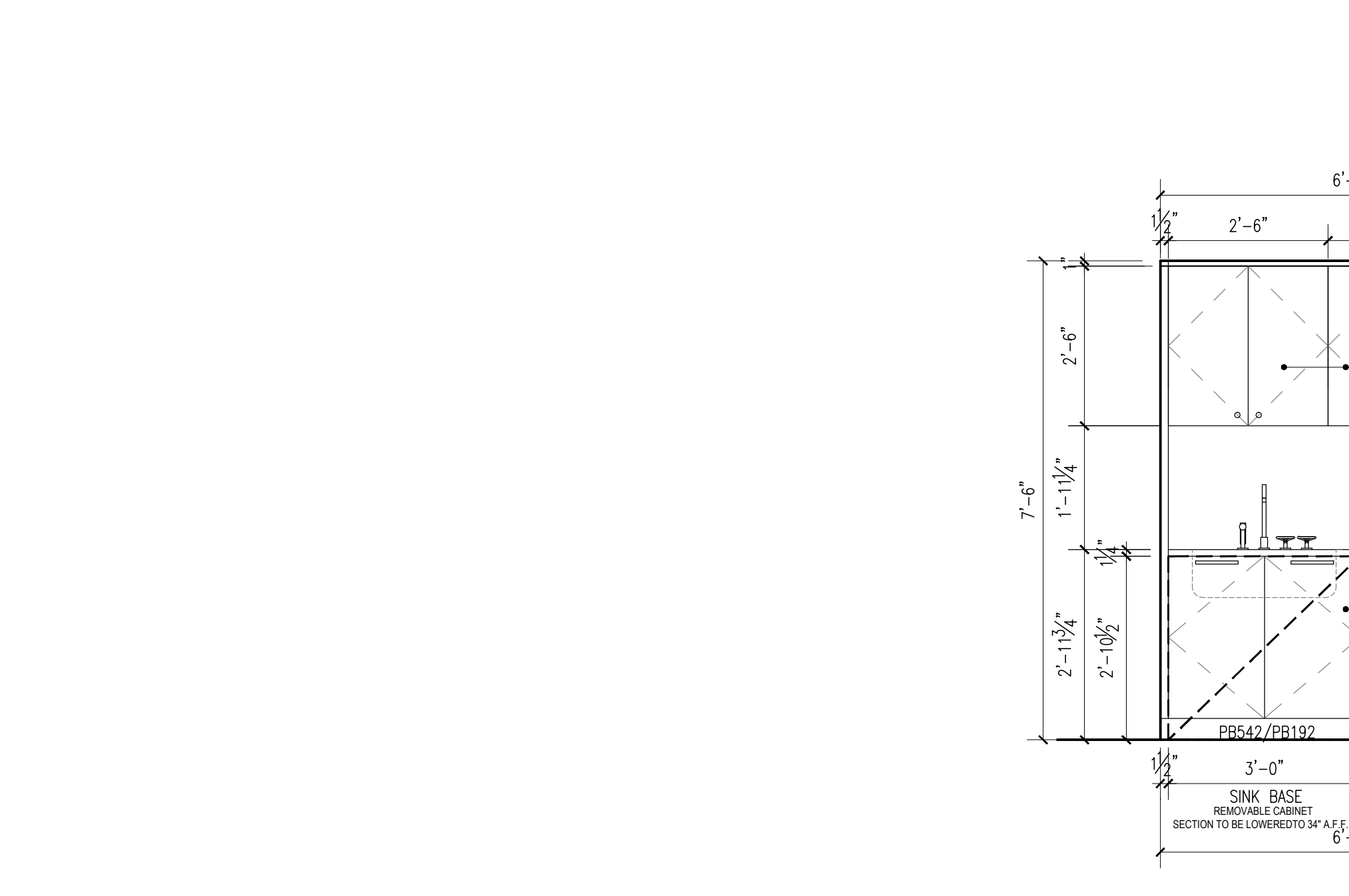
**B ELEVATION B**  
 ALL NOTES, DIMENSION & INFORMATION TYPICAL FOR ALL KITCHENS, U.O.N.



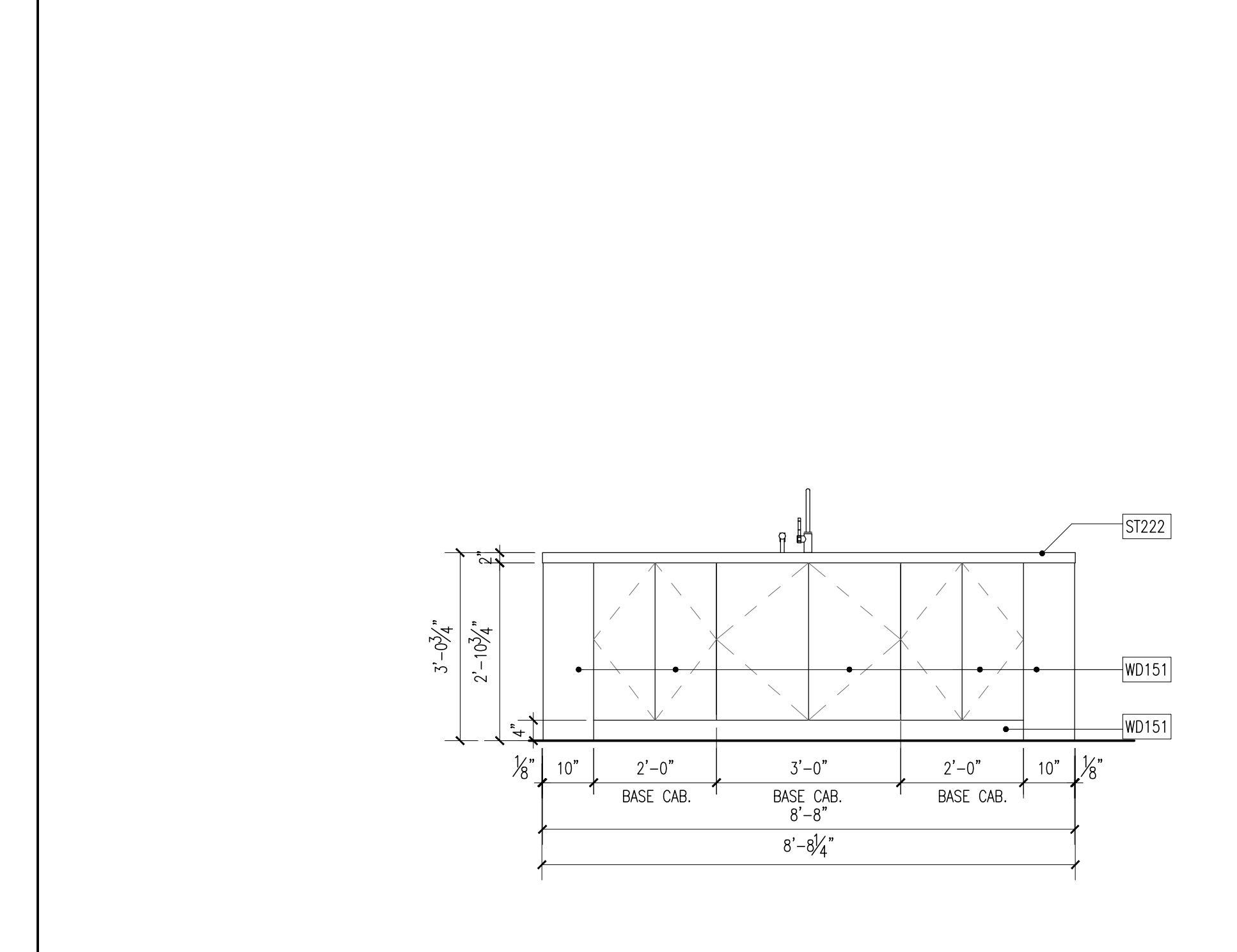
**B ELEVATION B**  
 ALL NOTES, DIMENSION & INFORMATION TYPICAL FOR ALL KITCHENS, U.O.N.



**C ELEVATION C**  
 ALL NOTES, DIMENSION & INFORMATION TYPICAL FOR ALL KITCHENS, U.O.N.



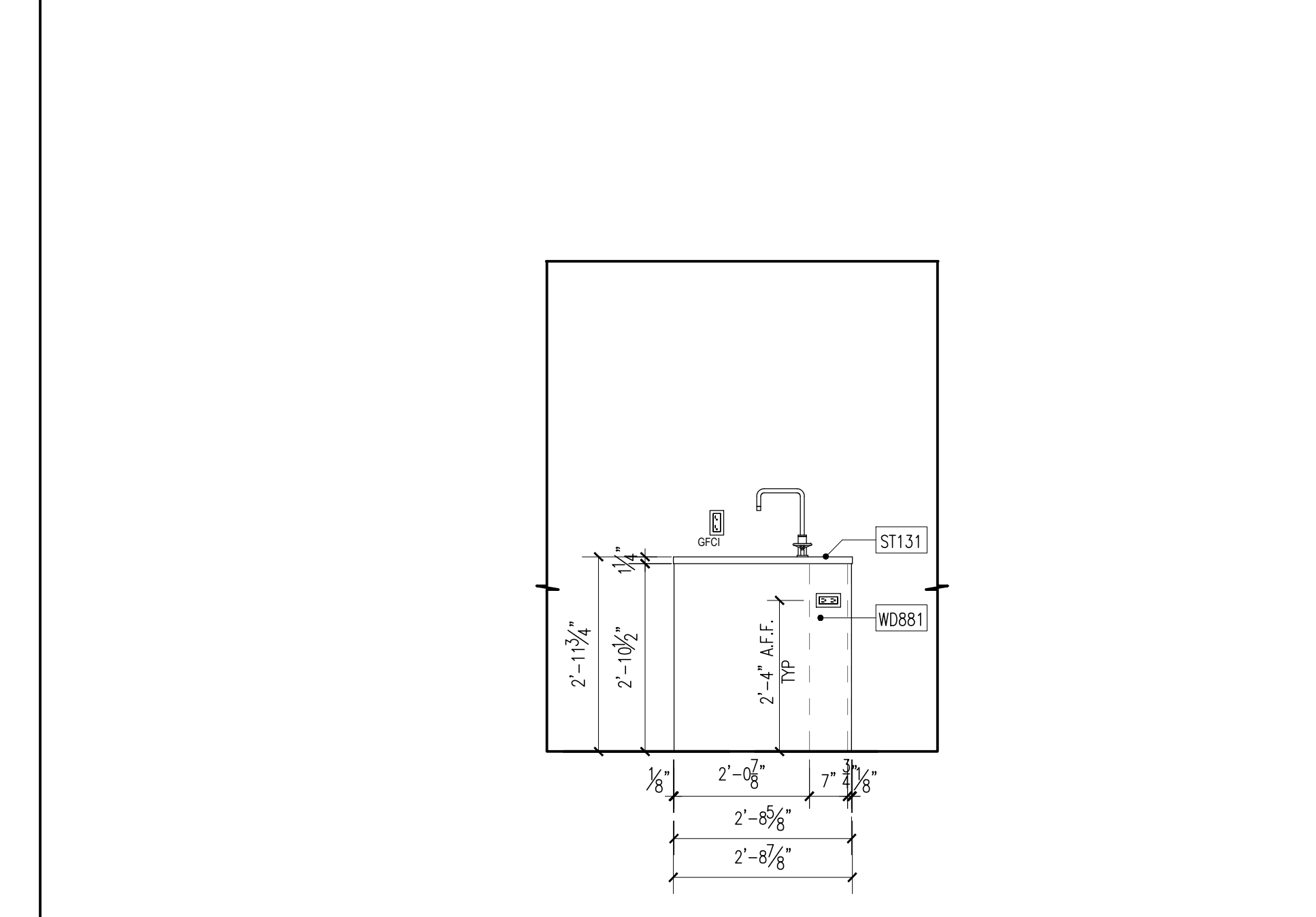
**B ELEVATION B**  
 ALL NOTES, DIMENSION & INFORMATION TYPICAL FOR ALL KITCHENS, U.O.N.




**D ELEVATION D**  
 ALL NOTES, DIMENSION & INFORMATION TYPICAL FOR ALL KITCHENS, U.O.N.



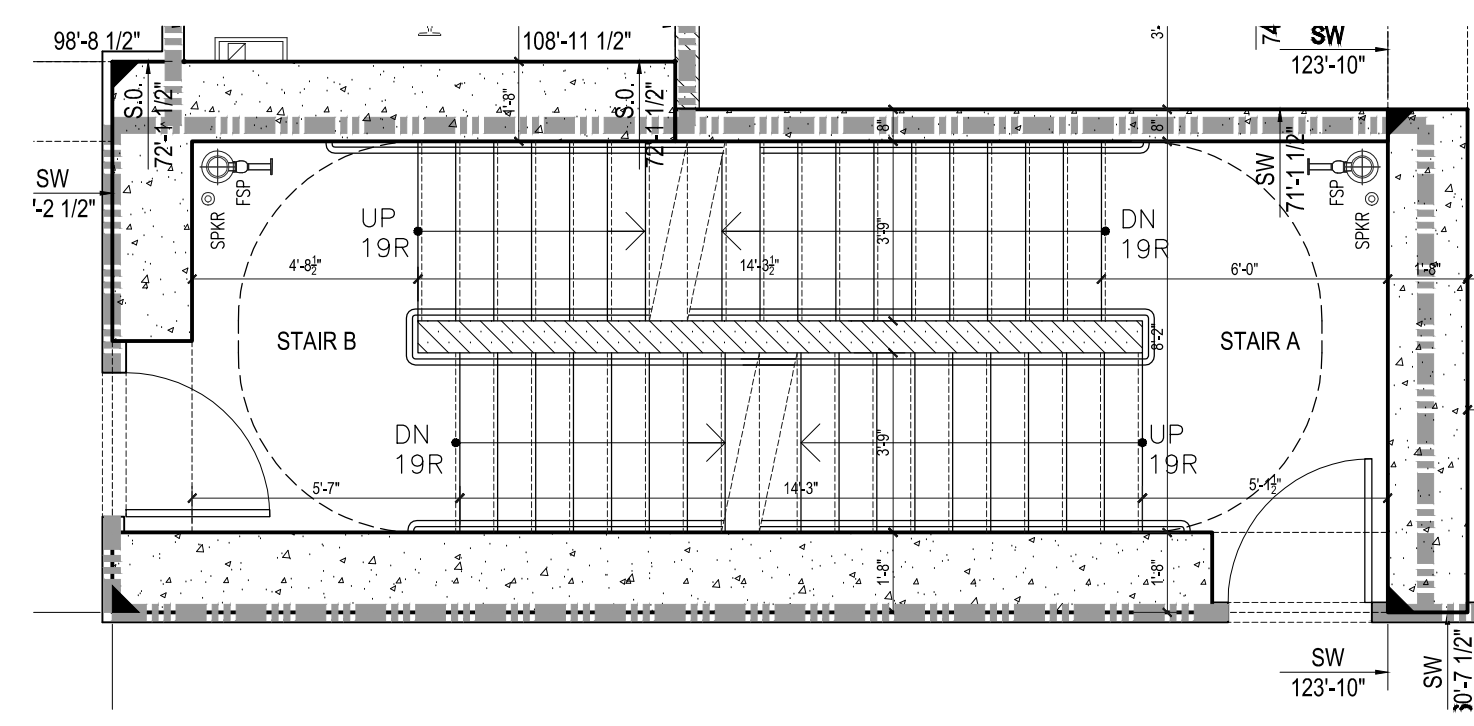
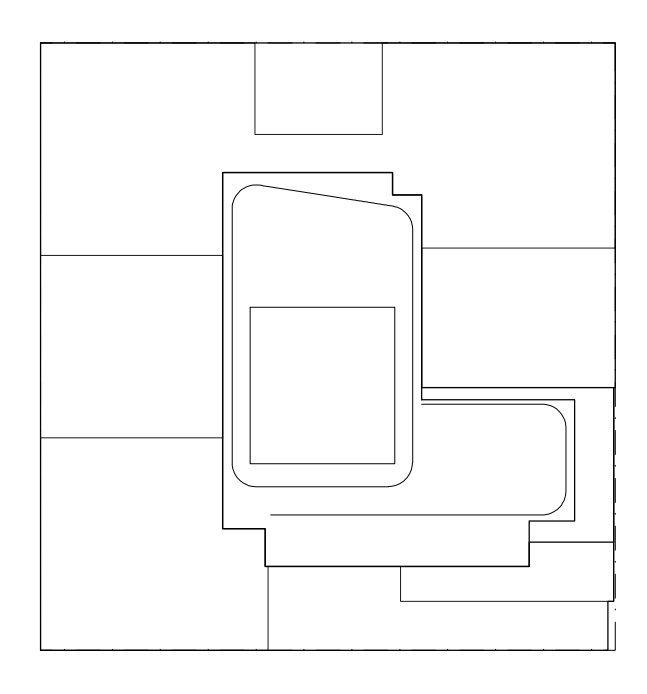
**C ELEVATION C**  
 ALL NOTES, DIMENSION & INFORMATION TYPICAL FOR ALL KITCHENS, U.O.N.



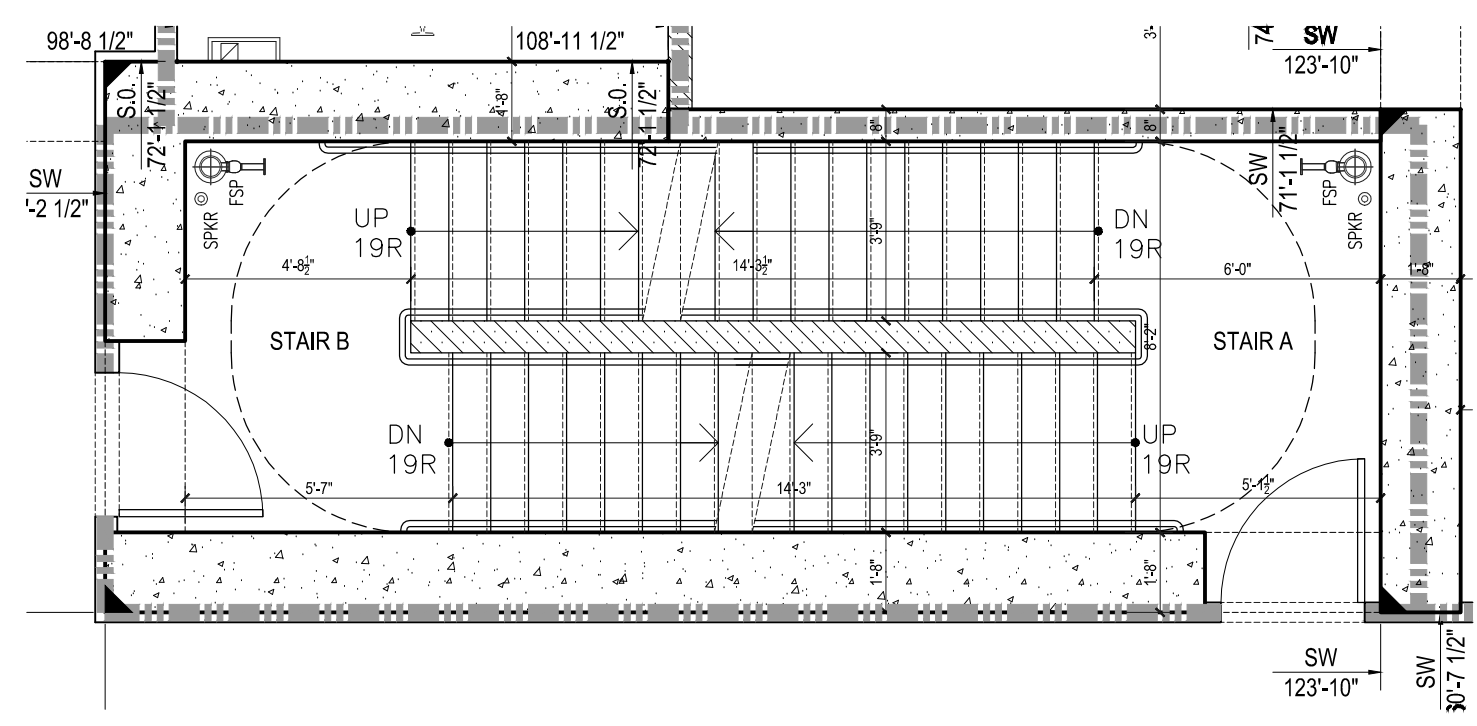
**D ELEVATION D**  
 ALL NOTES, DIMENSION & INFORMATION TYPICAL FOR ALL KITCHENS, U.O.N.



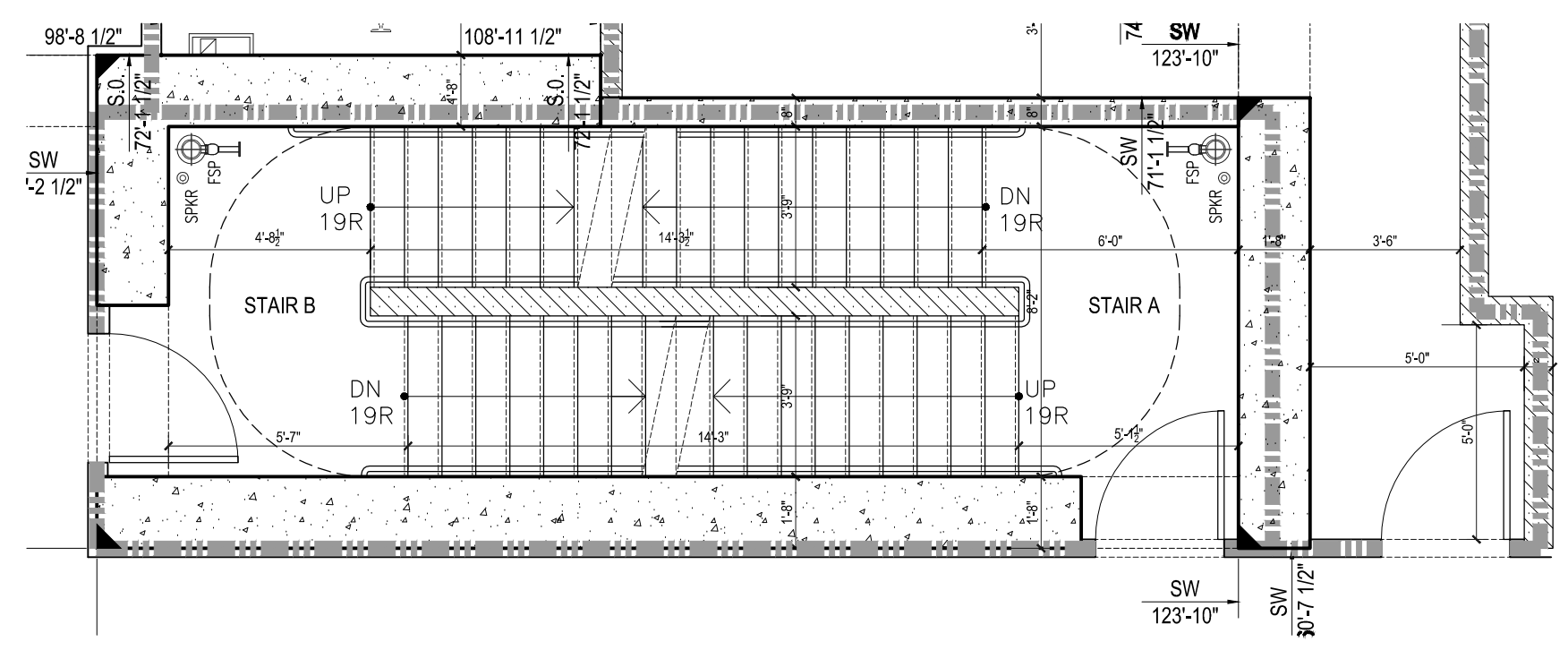
**D ELEVATION D**  
 ALL NOTES, DIMENSION & INFORMATION TYPICAL FOR ALL KITCHENS, U.O.N.



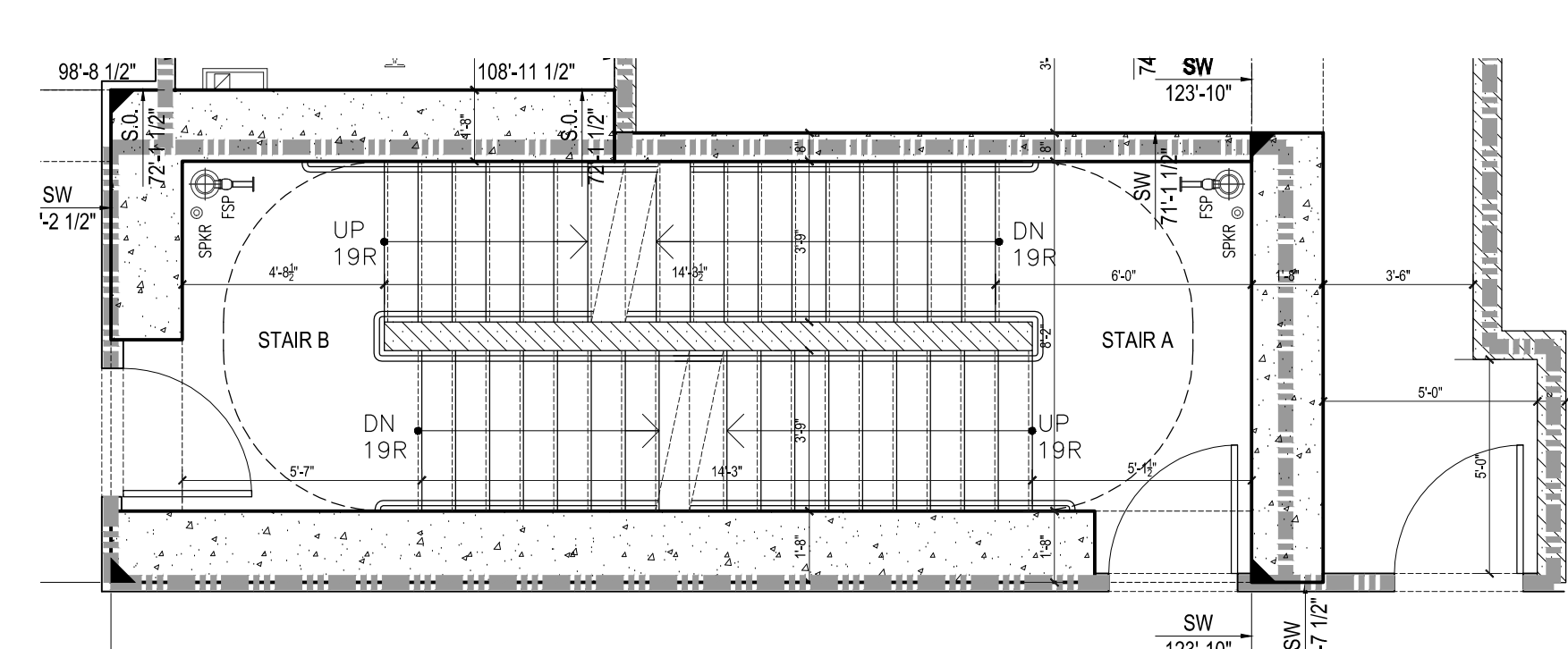
24 63RD THRU 65TH FLOOR PLAN  
1/4" = 1'-0"



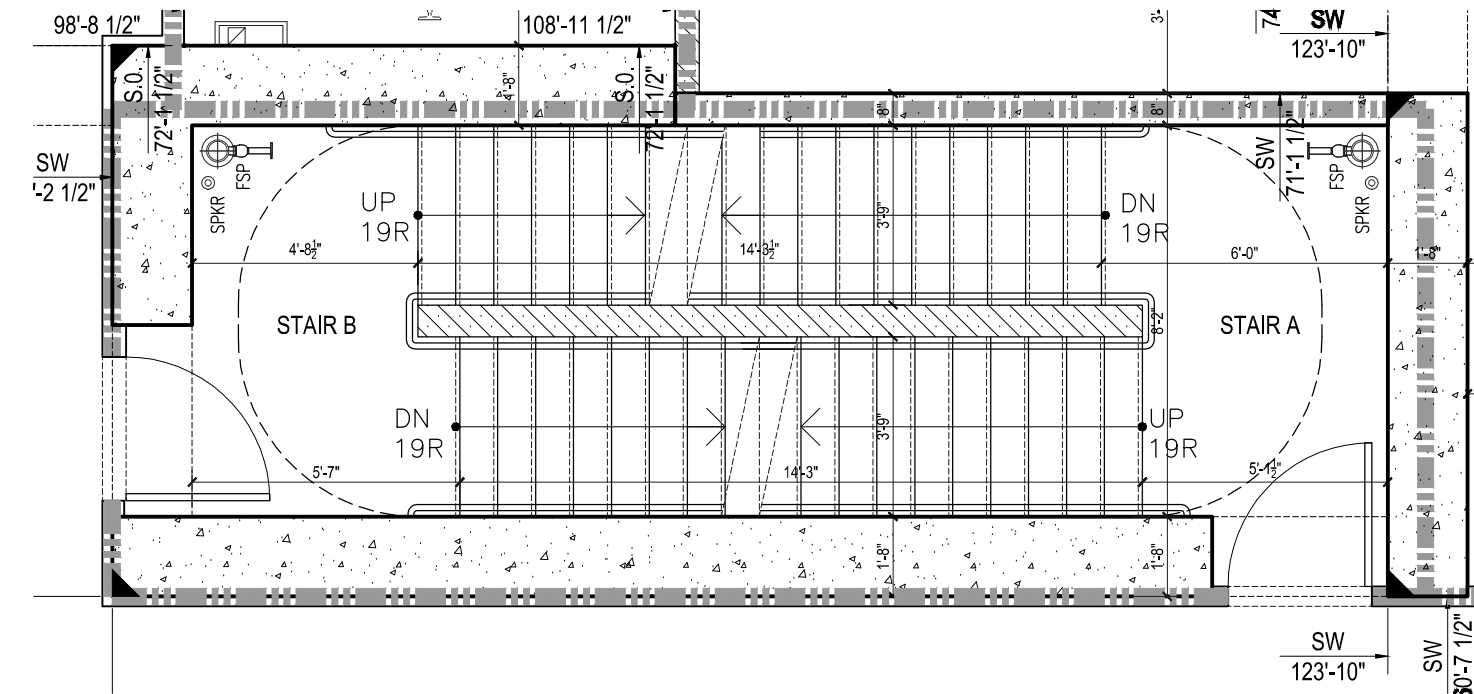
18 39TH THRU 44TH FLOOR PLAN  
1/4" = 1'-0"



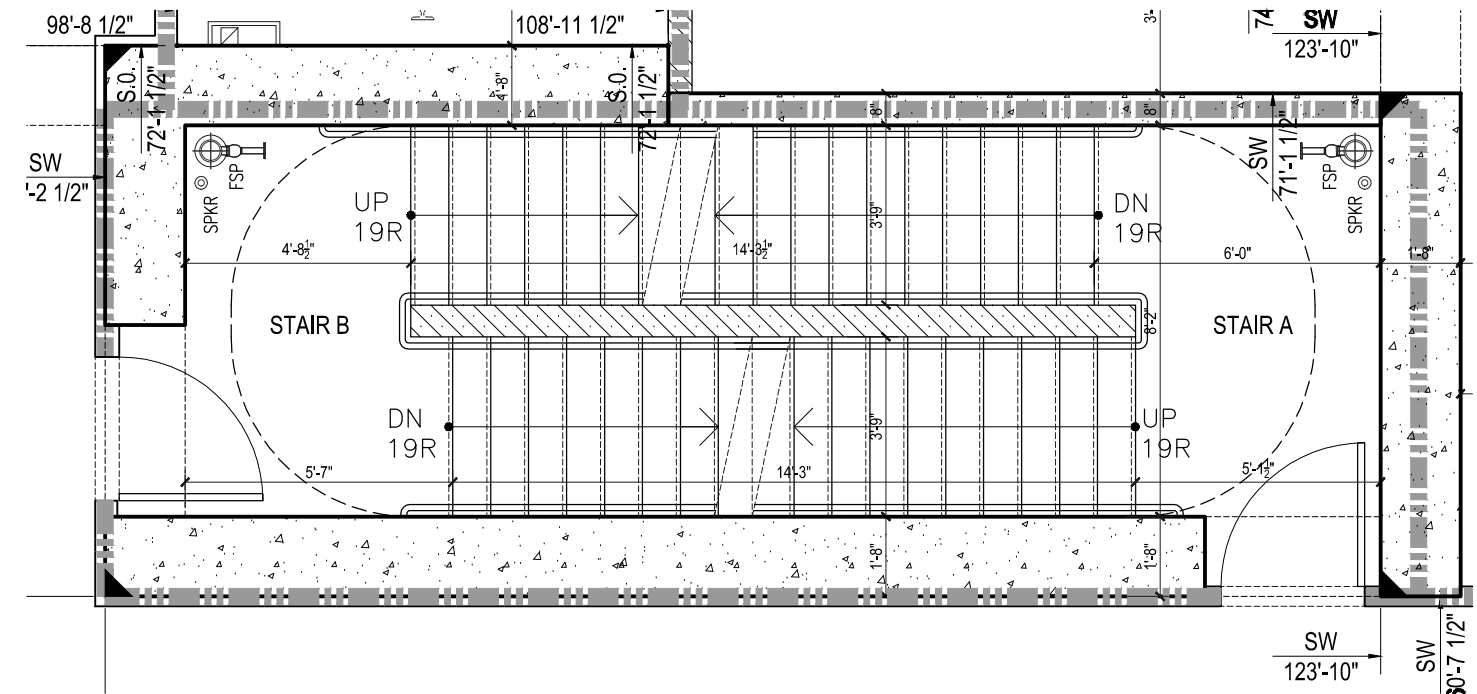
12 23RD FLOOR PLAN  
1/4" = 1'-0"



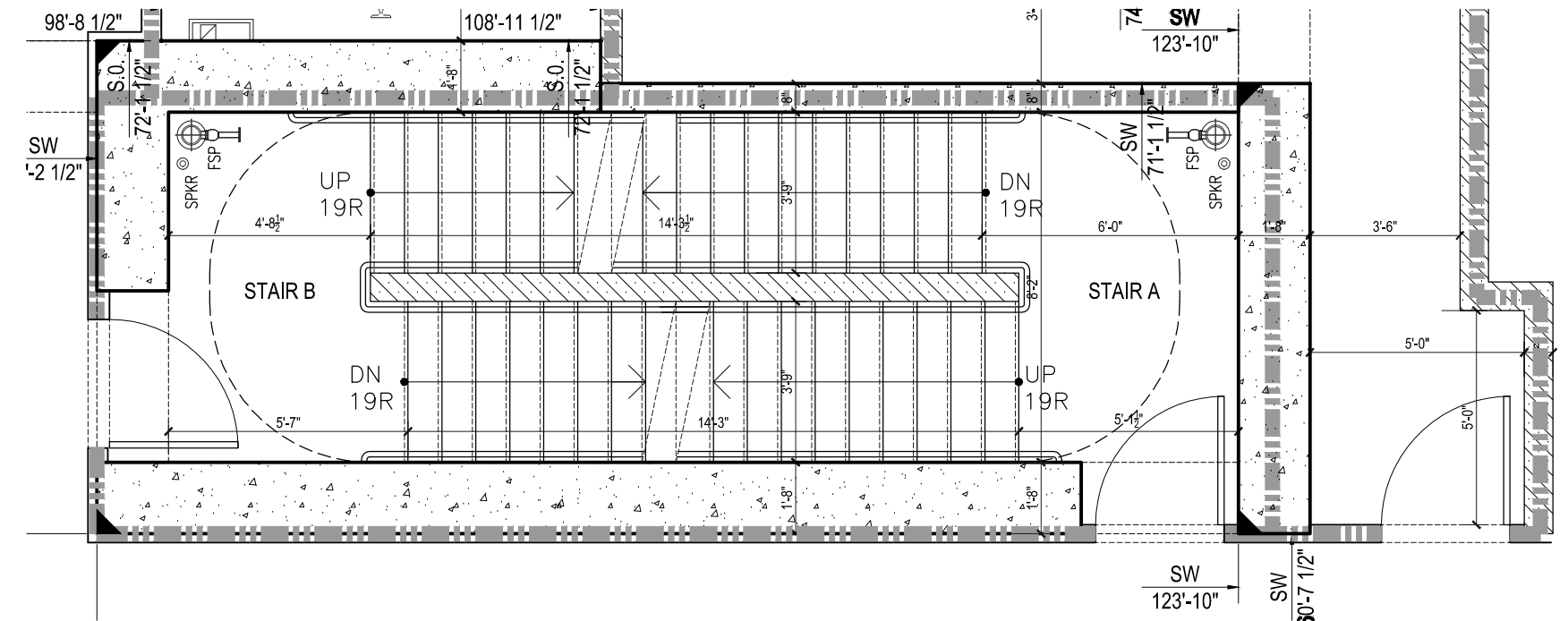
6 5TH FLOOR PLAN  
1/4" = 1'-0"



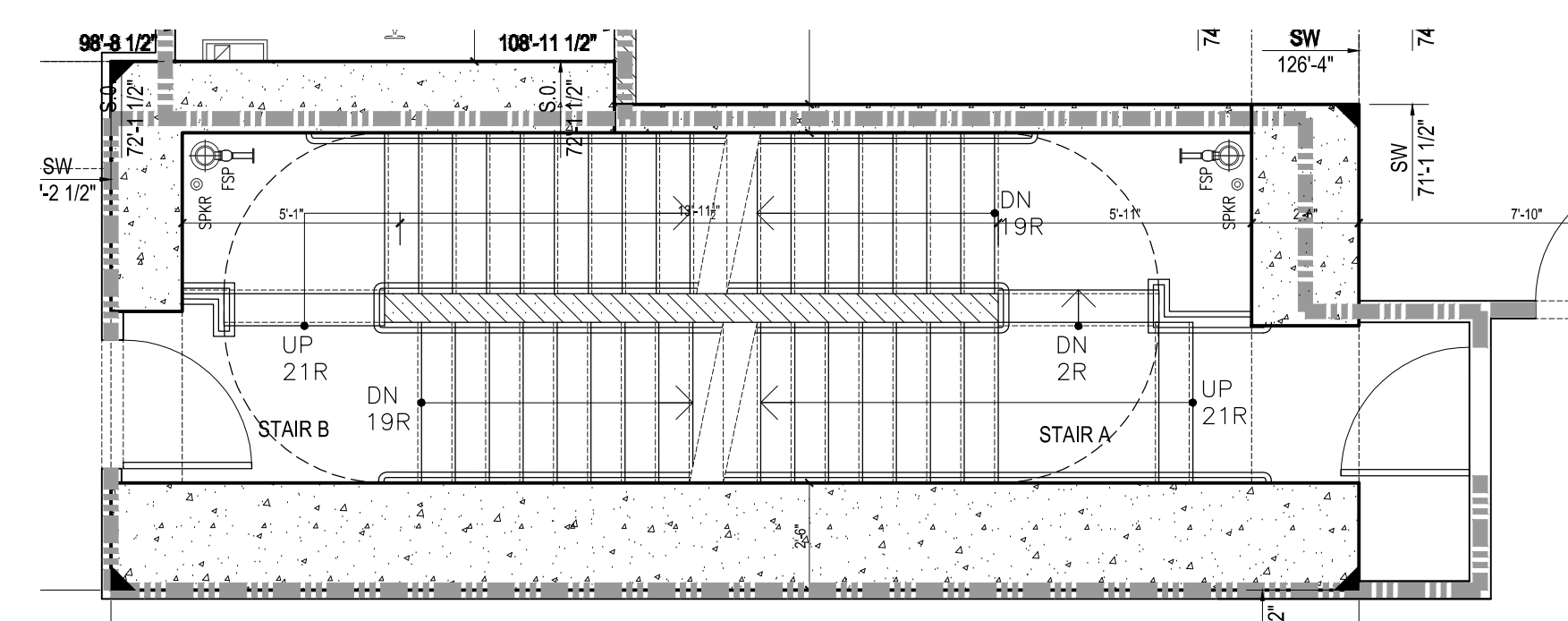
23 62ND FLOOR PLAN  
1/4" = 1'-0"



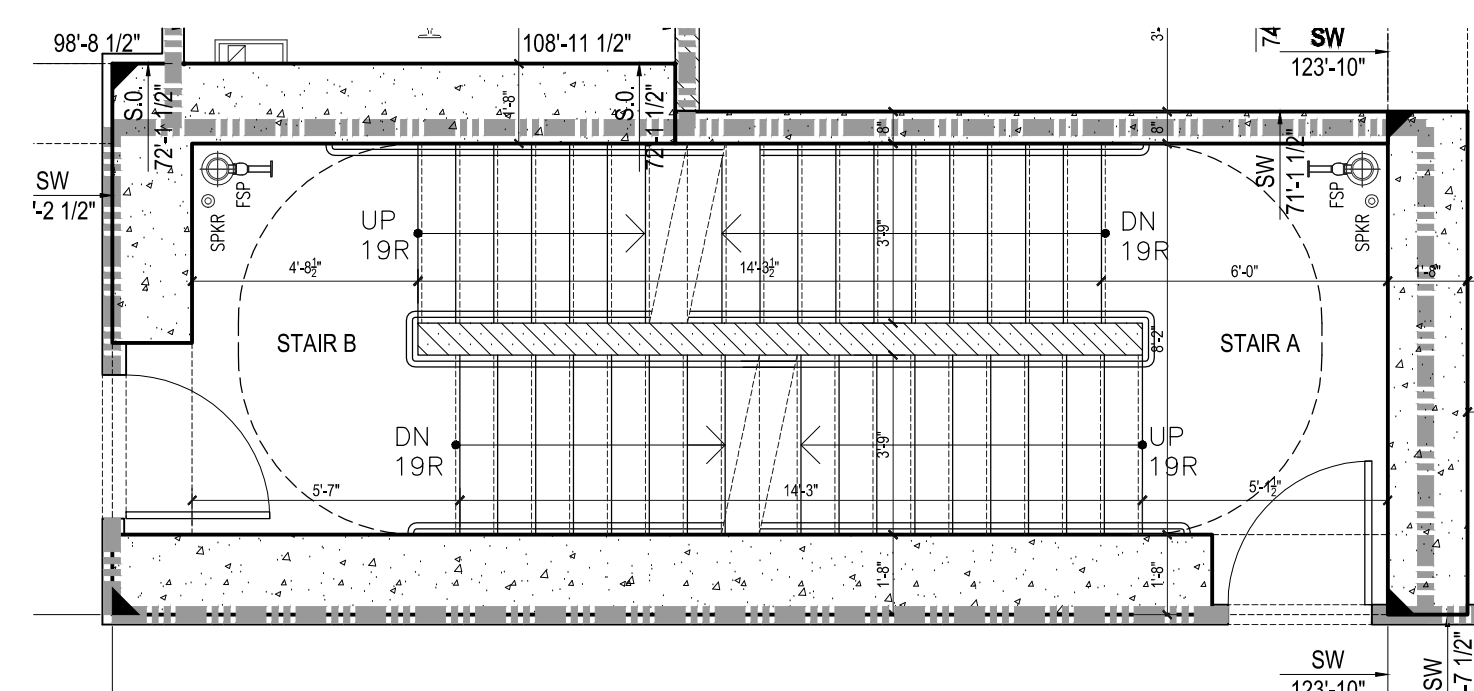
17 38TH FLOOR PLAN  
1/4" = 1'-0"



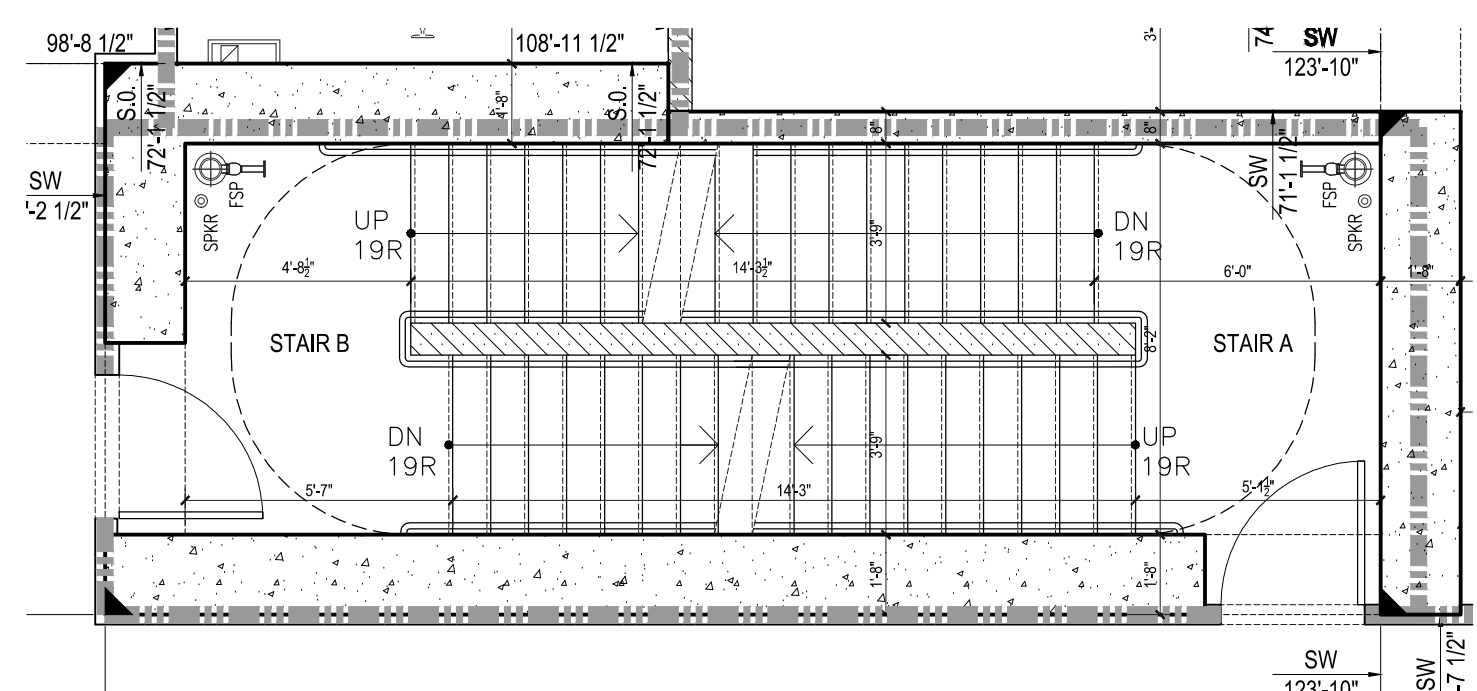
11 22ND FLOOR PLAN  
1/4" = 1'-0"



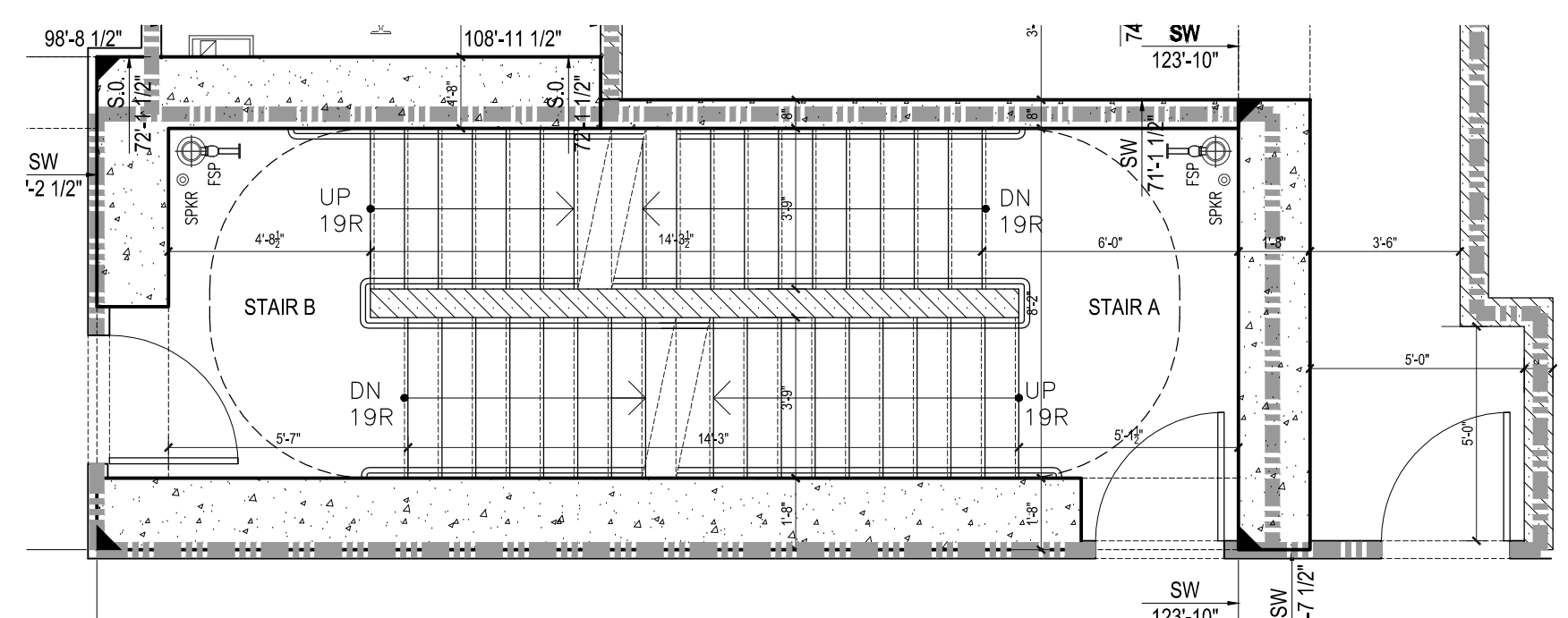
5 4TH FLOOR PLAN  
1/4" = 1'-0"



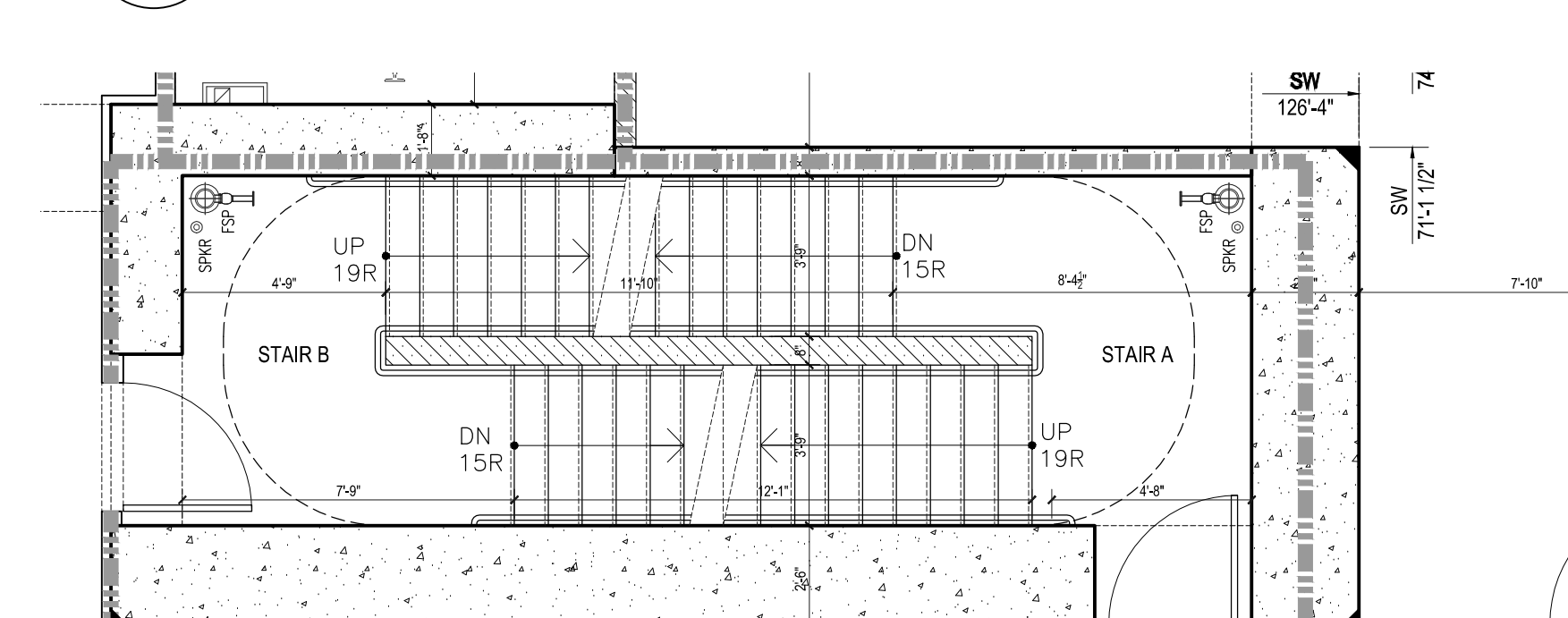
22 61ST FLOOR PLAN  
1/4" = 1'-0"



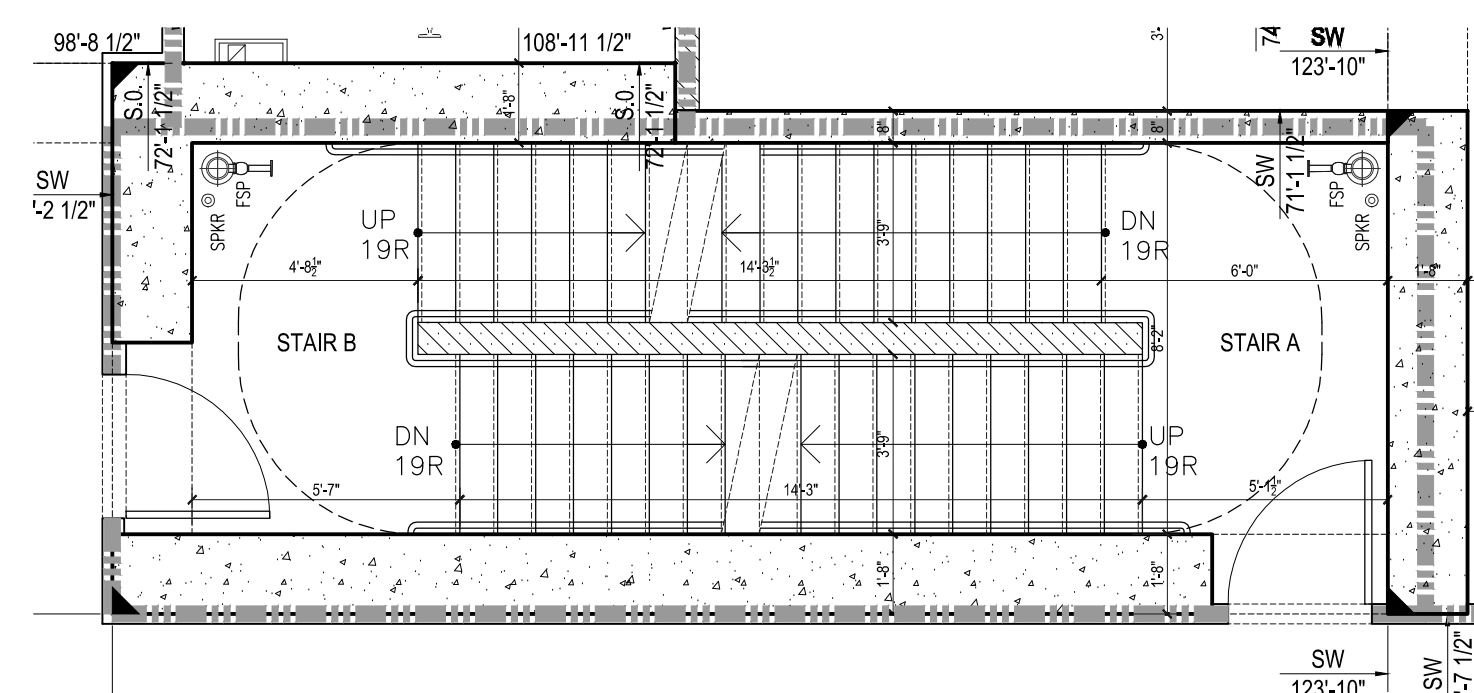
16 37TH FLOOR PLAN  
1/4" = 1'-0"



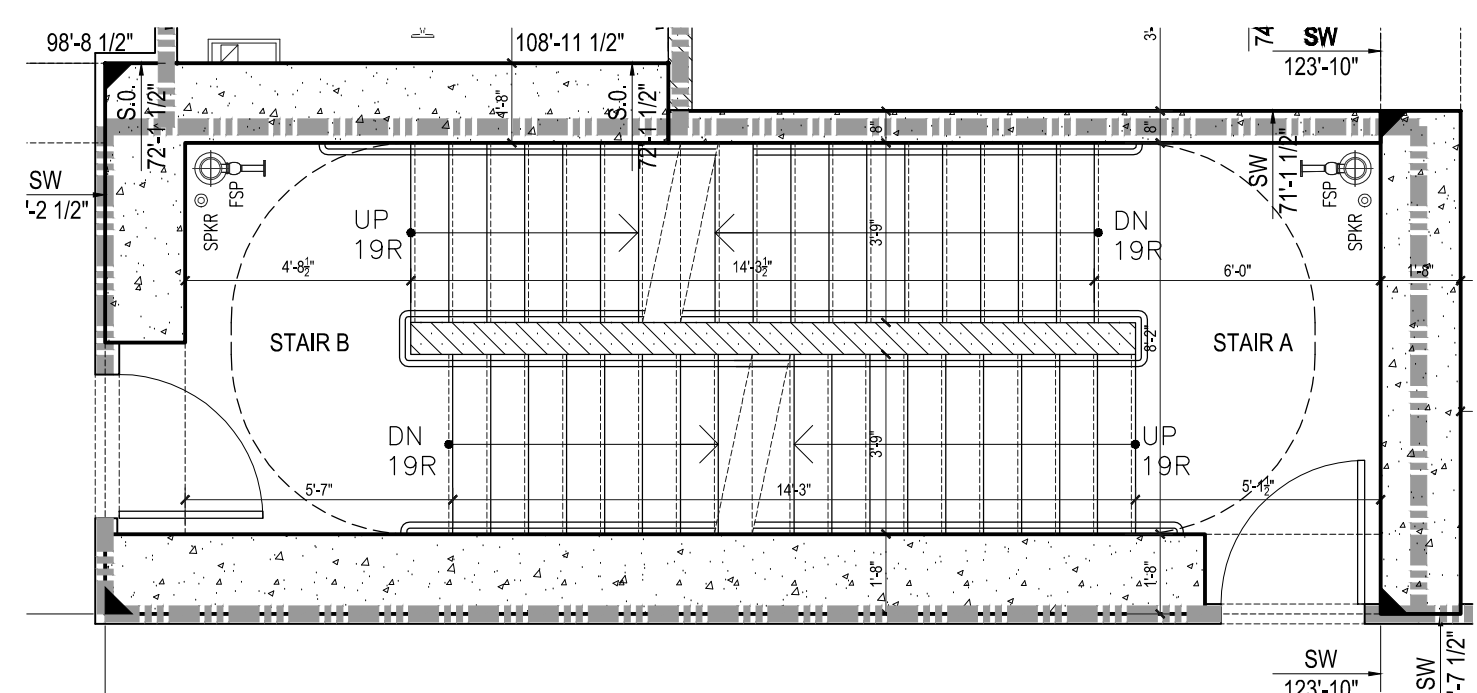
10 9TH THRU 21ST FLOOR PLAN  
1/4" = 1'-0"



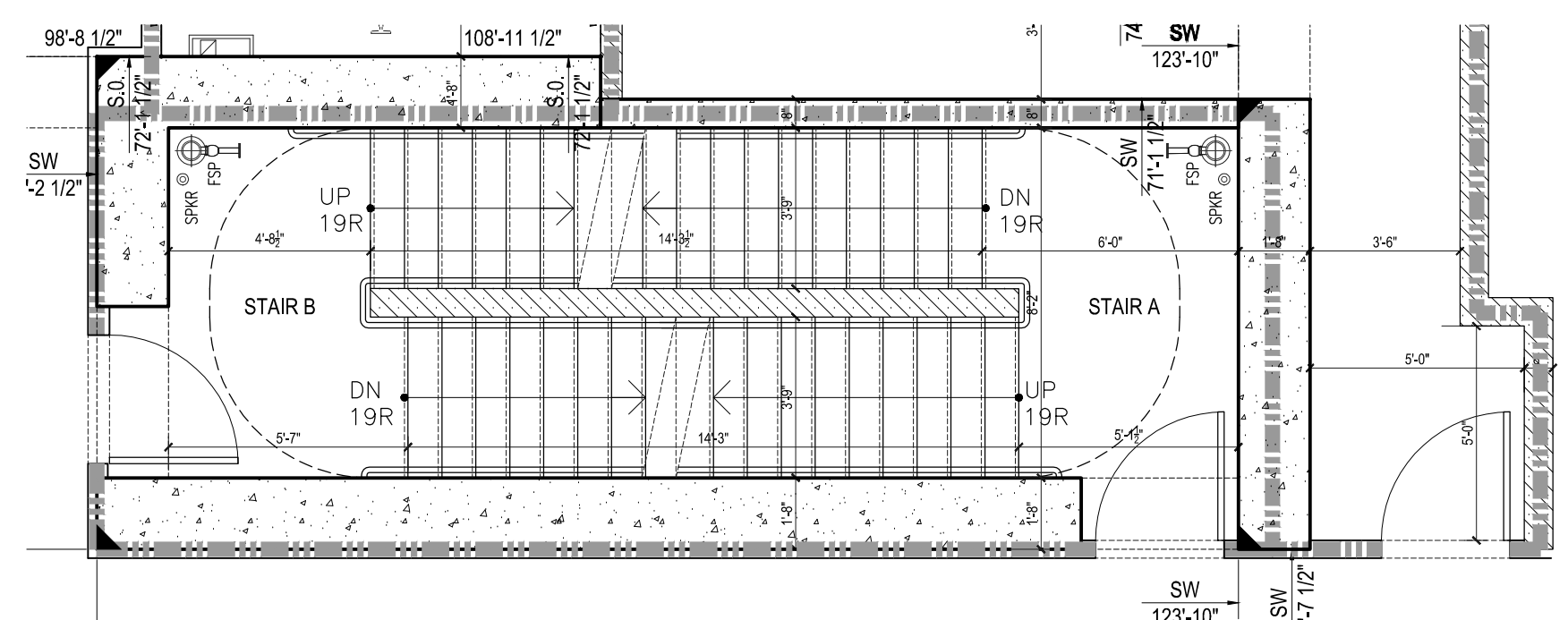
4 3RD FLOOR PLAN  
1/4" = 1'-0"



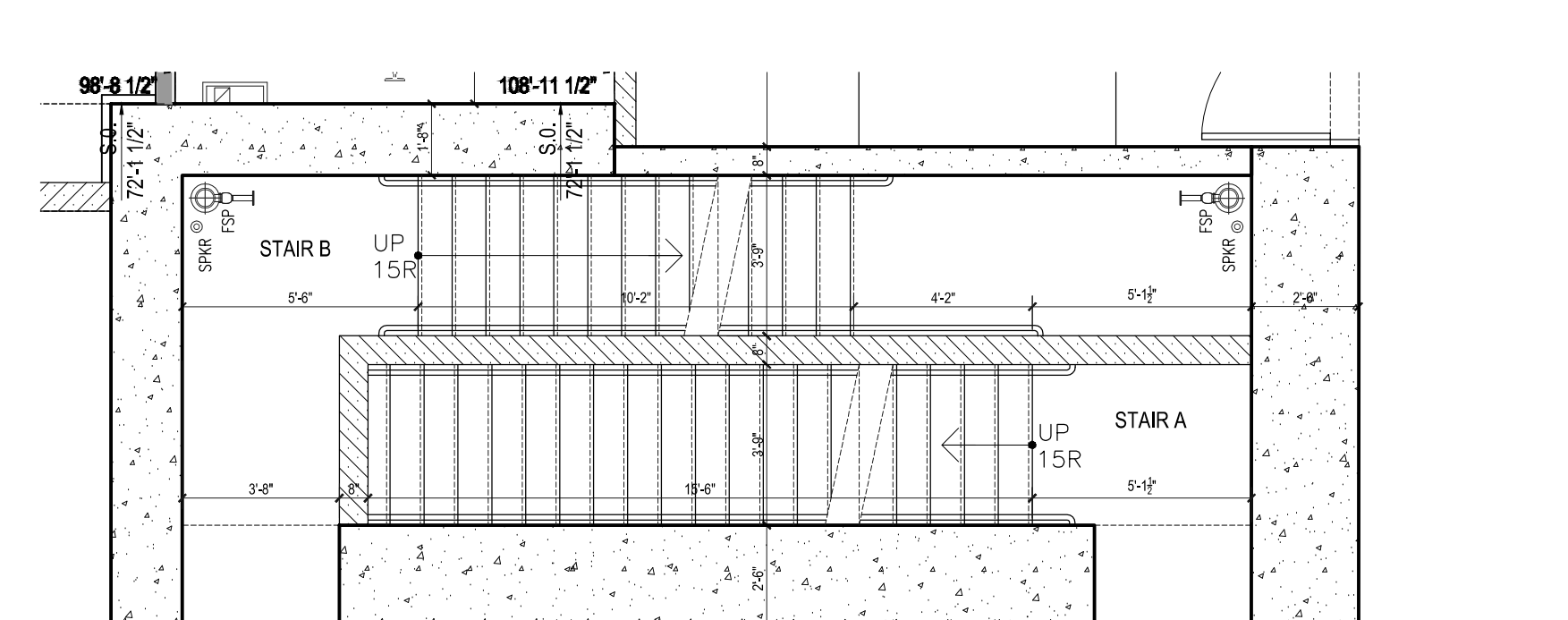
21 47TH THRU 60TH FLOOR PLAN  
1/4" = 1'-0"



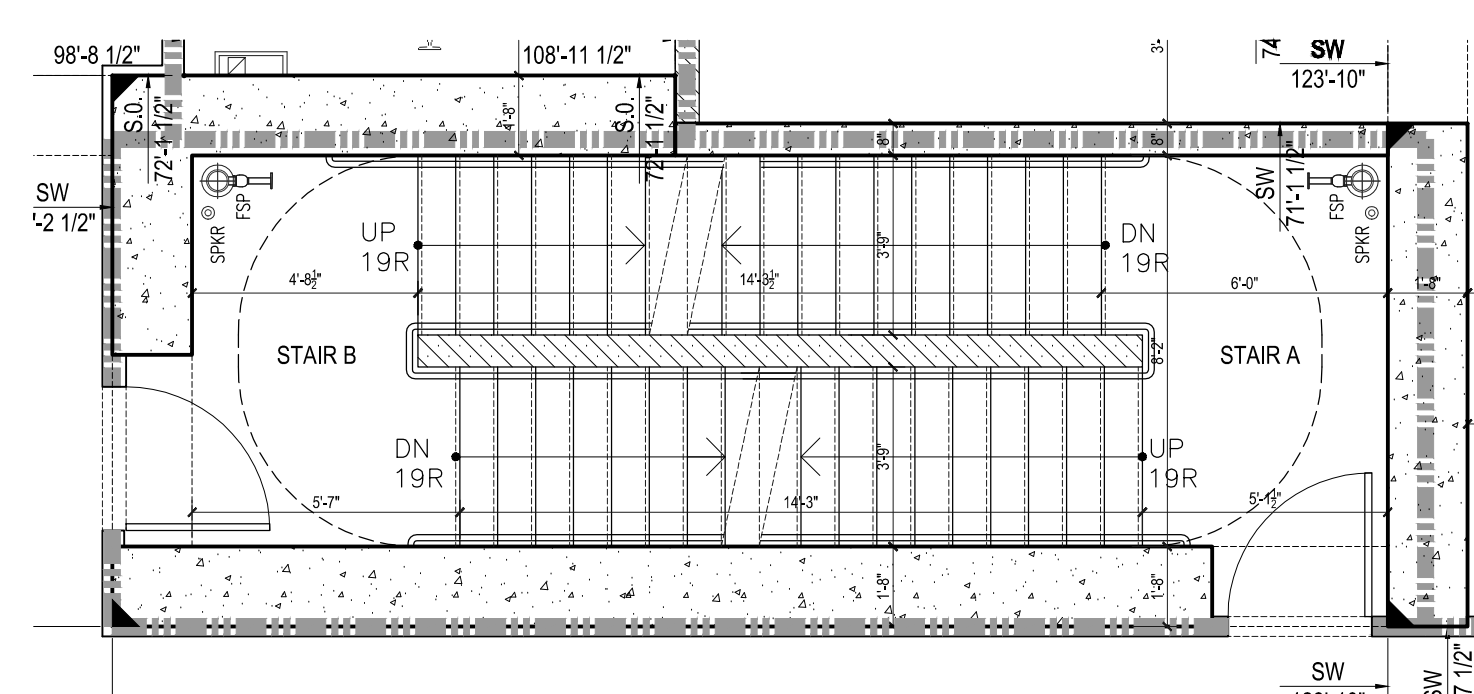
15 36TH FLOOR PLAN  
1/4" = 1'-0"



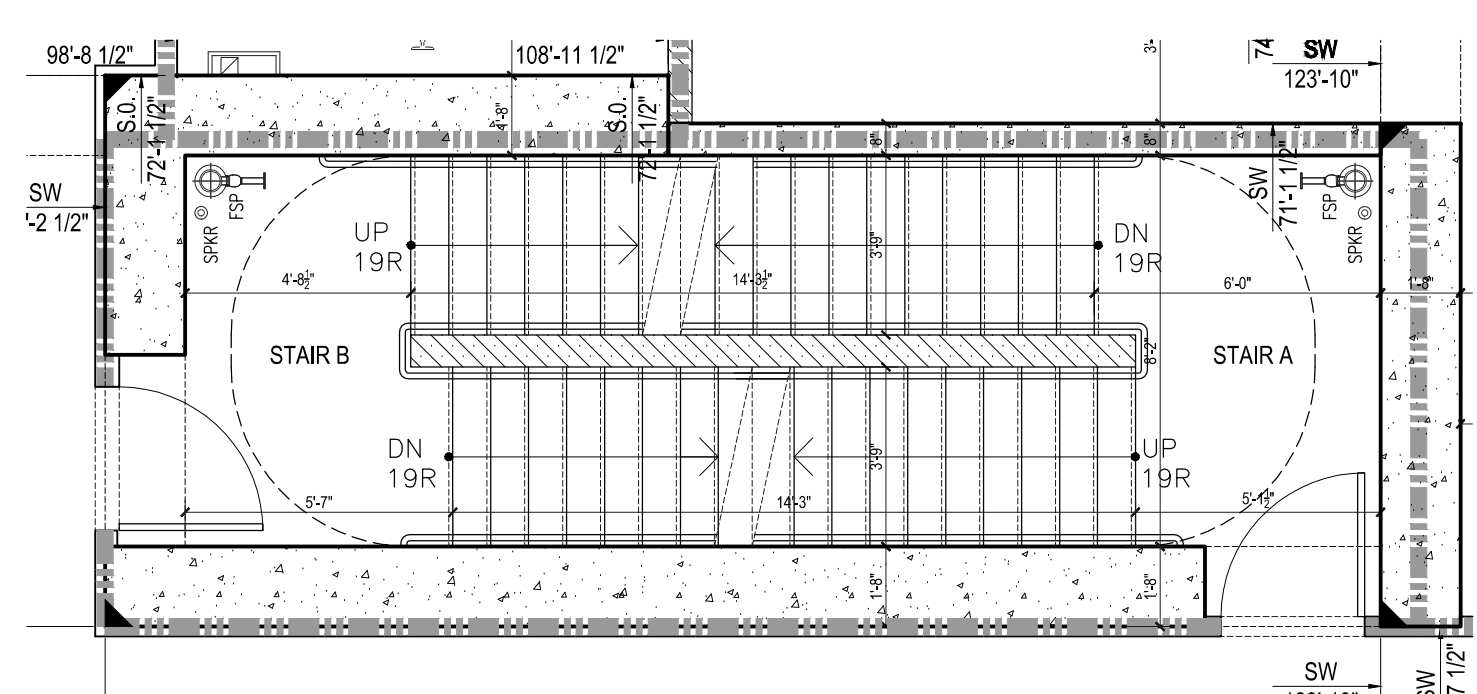
9 8TH FLOOR PLAN  
1/4" = 1'-0"



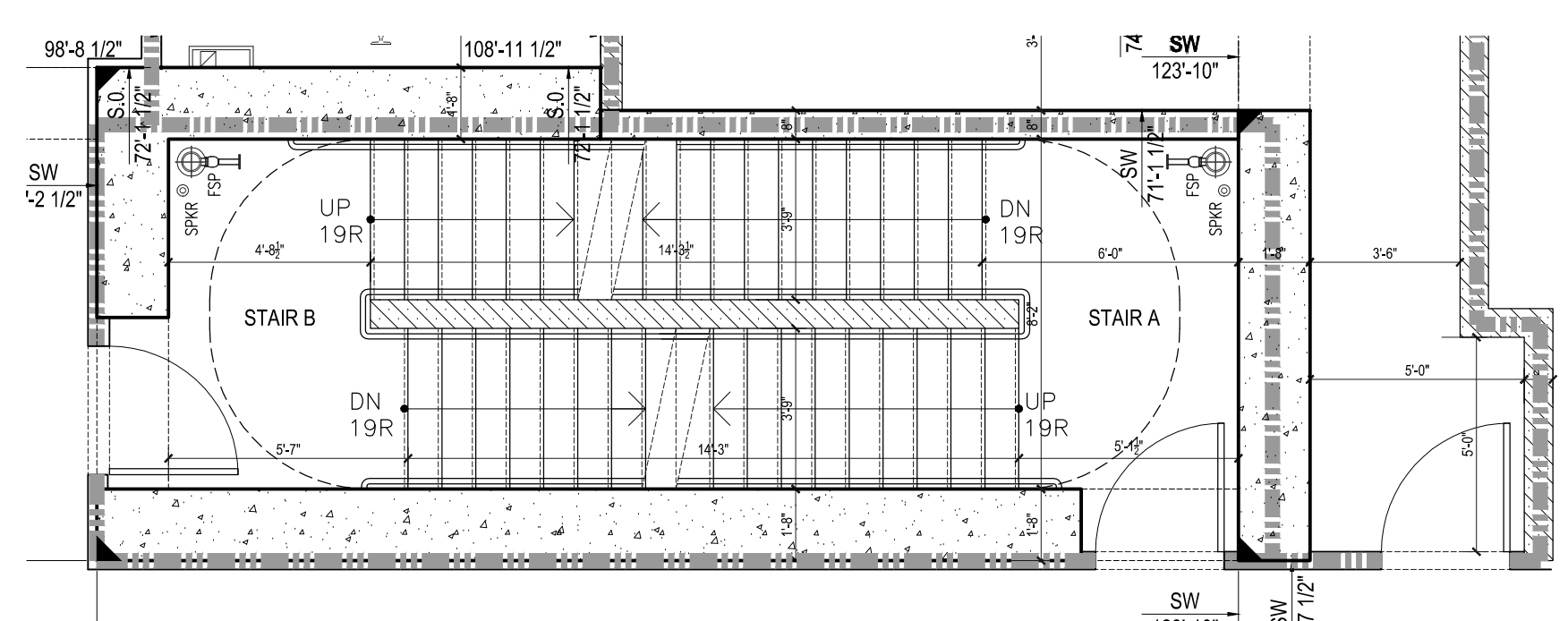
3 2ND FLOOR PLAN  
1/4" = 1'-0"



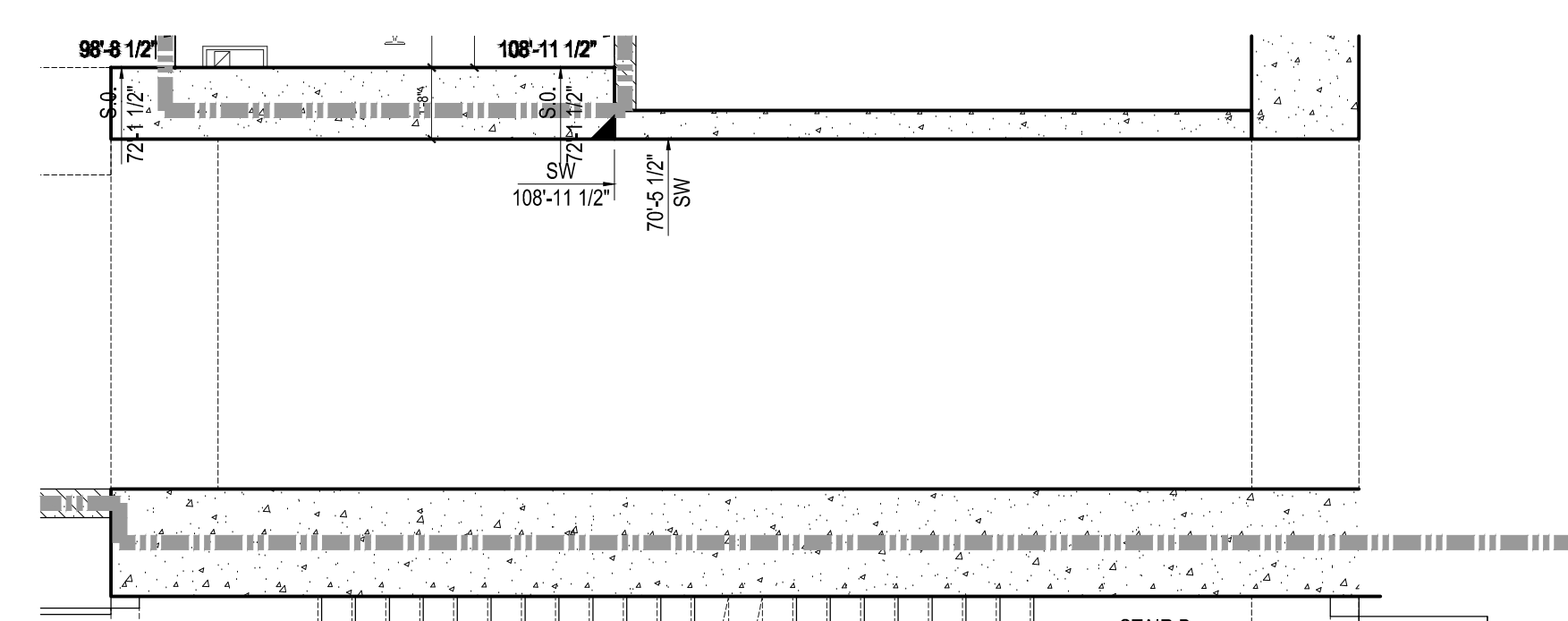
20 46TH FLOOR PLAN  
1/4" = 1'-0"



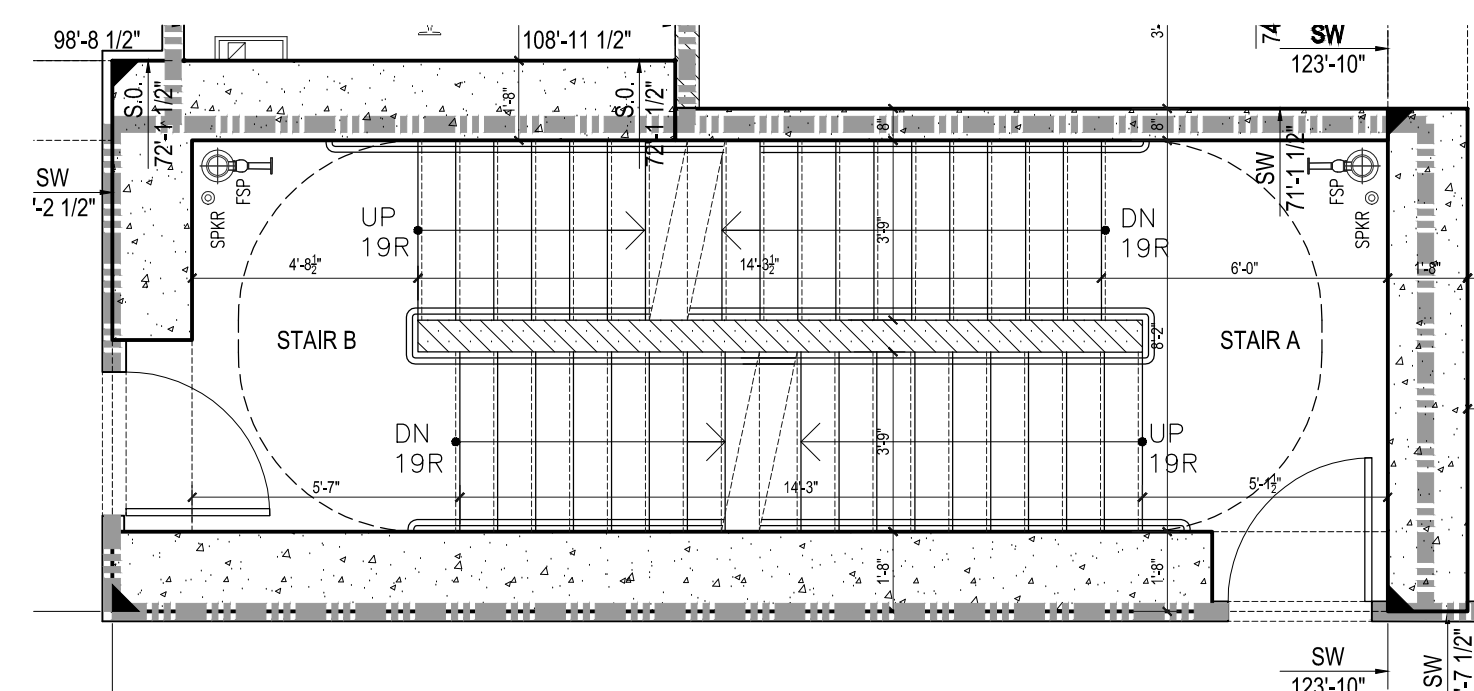
14 35TH FLOOR PLAN  
1/4" = 1'-0"



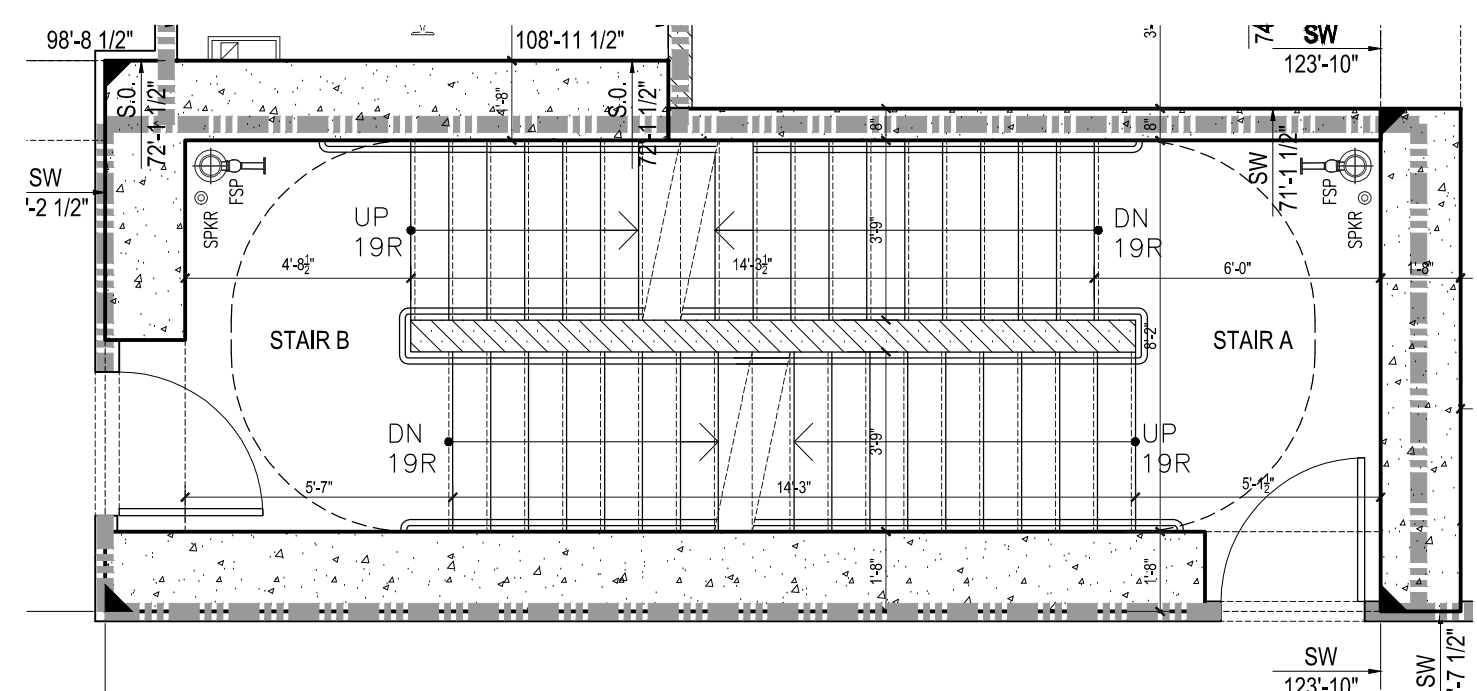
8 7TH FLOOR PLAN  
1/4" = 1'-0"



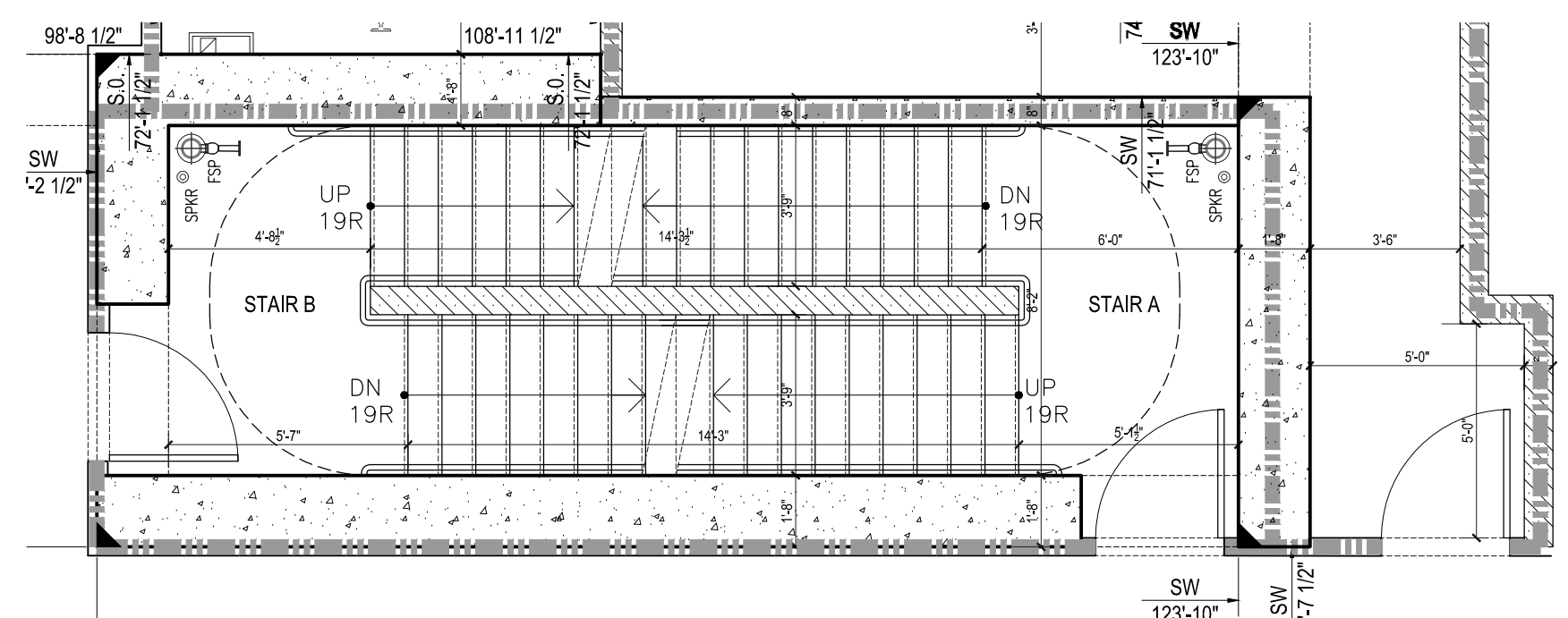
2 1ST FLOOR PLAN  
1/4" = 1'-0"



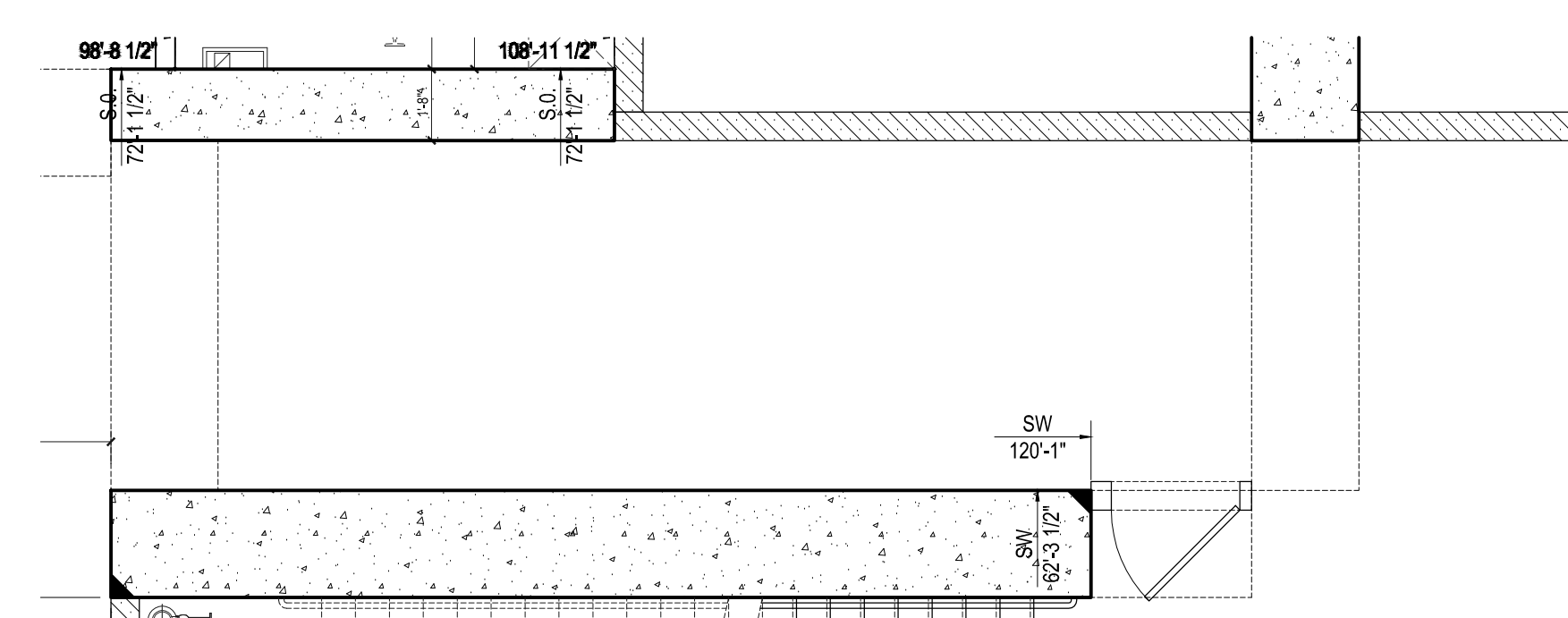
19 45TH FLOOR PLAN  
1/4" = 1'-0"



13 24TH THRU 34TH FLOOR PLAN  
1/4" = 1'-0"



7 6TH FLOOR PLAN  
1/4" = 1'-0"



1 CELLAR FLOOR PLAN  
1/4" = 1'-0"

NOTES:

NOT FOR CONSTRUCTION

| Number     | Date | Revision                    |
|------------|------|-----------------------------|
| 03/10/2017 |      | ISSUED FOR DOB              |
| 03/14/2017 |      | ISSUED FOR DOB              |
| 03/14/2017 |      | ISSUED FOR DOB              |
| 01/22/2017 |      | SUPERSUBSTRUCTURE SET       |
| 01/25/2017 |      | ISSUED FOR DOB              |
| 11/17/2016 |      | PACKED PILING SET           |
| 11/10/2016 |      | 100% DEVELOPMENT REVIEW SET |
| 10/12/2016 |      | ISSUED FOR DOB              |
| 02/05/2016 |      | DOB RUM SET                 |

Project:  
**City View Tower at Court Square**  
23-15 44th Drive  
Long Island City, NY 11101

Client:  
**Cityview Tower LLC**  
112-15 NORTHERN BLVD, CF-2  
CORONA, NY 11368  
(718) 321-8652

Architect:  
**HILL | WEST**  
ARCHITECTS  
11 BROADWAY  
17TH FLOOR  
NEW YORK, NY 10004  
T. 212 213 8007

Consultant:  
**DESIMONE CONSULTING ENGINEERS**  
140 Broadway 25th Floor  
New York, NY, 10005  
(212) 532-2211

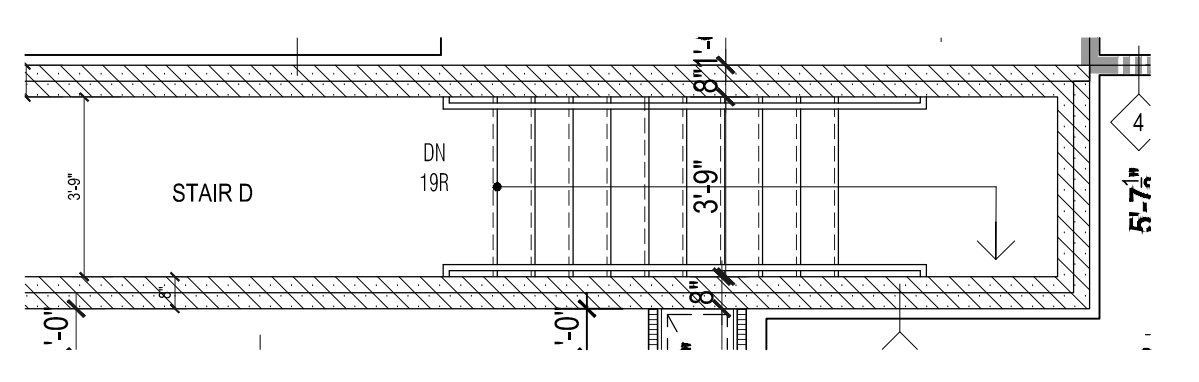
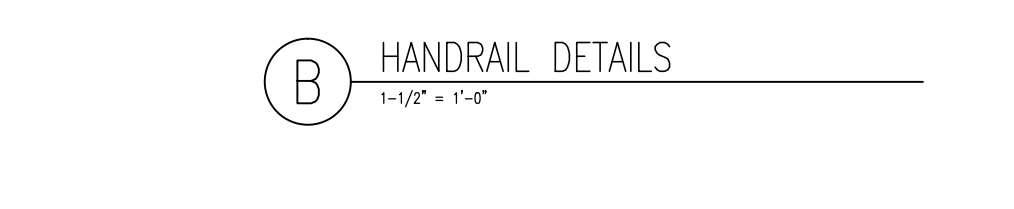
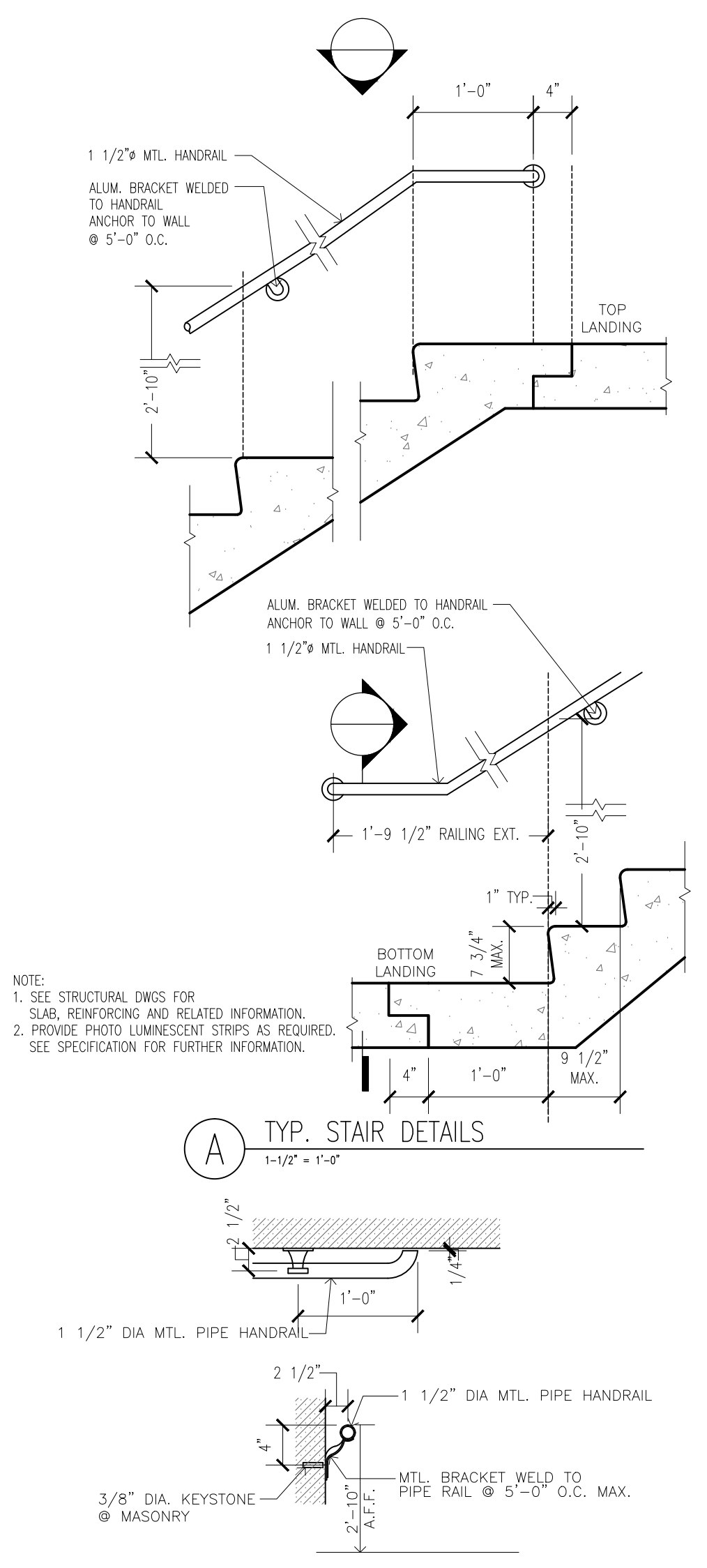
**Cosentini Associates**  
Two Pennsylvania Plaza, 3rd Fl.  
New York, NY 10121  
(212) 615-3600

**Whitehall**  
11 Broadway, 17th Floor  
New York, NY 10004  
(212) 908-4940

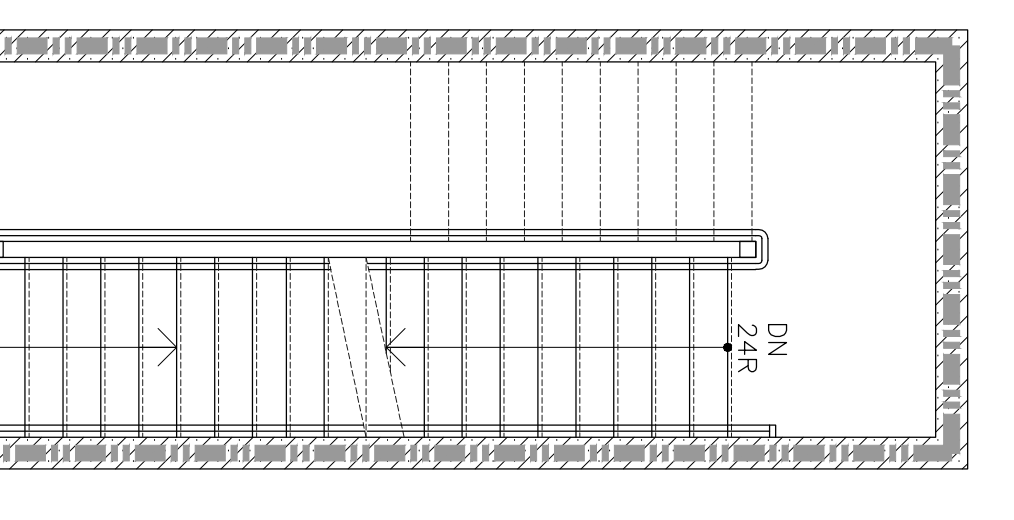
DOB STAMPS & SIGNATURES:

DWG TITLE: STAIR A & STAIR B PLAN

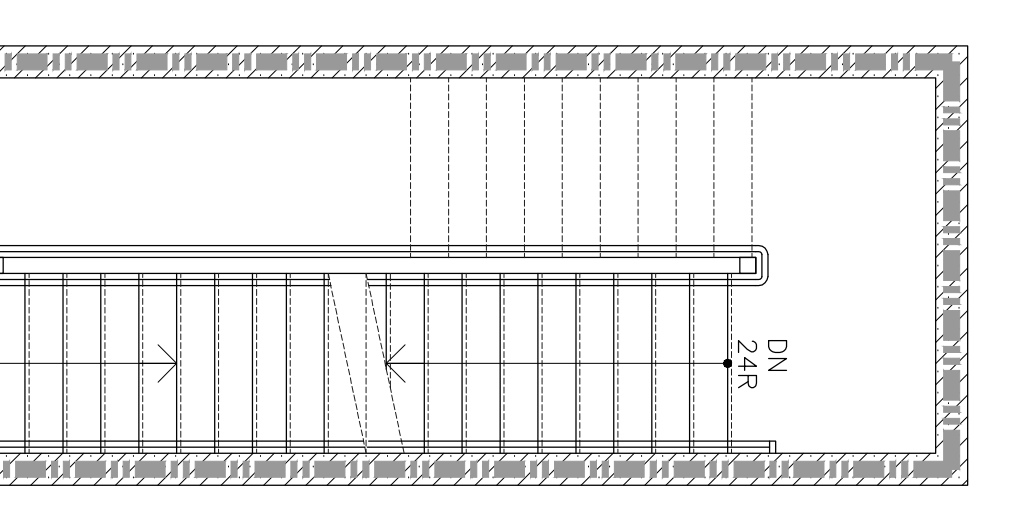
|  |                         |
|--|-------------------------|
| SEAL & SIGNATURE:                                    | DATE: 01/18/2017        |
| REGISTERED ARCHITECT<br>STEPHEN J. COHEN<br>NEW YORK | PROJECT #: 15412        |
|  | SCALE: AS NOTED         |
|  | DWG NO. <b>A-700.00</b> |



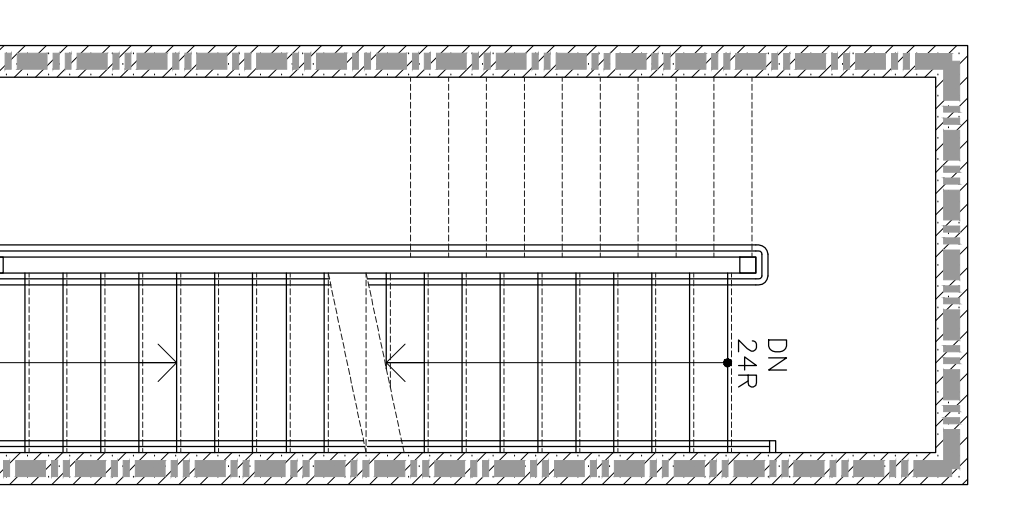
12 7TH FLOOR PLAN (STAIR D)  
1/4" = 1'-0"



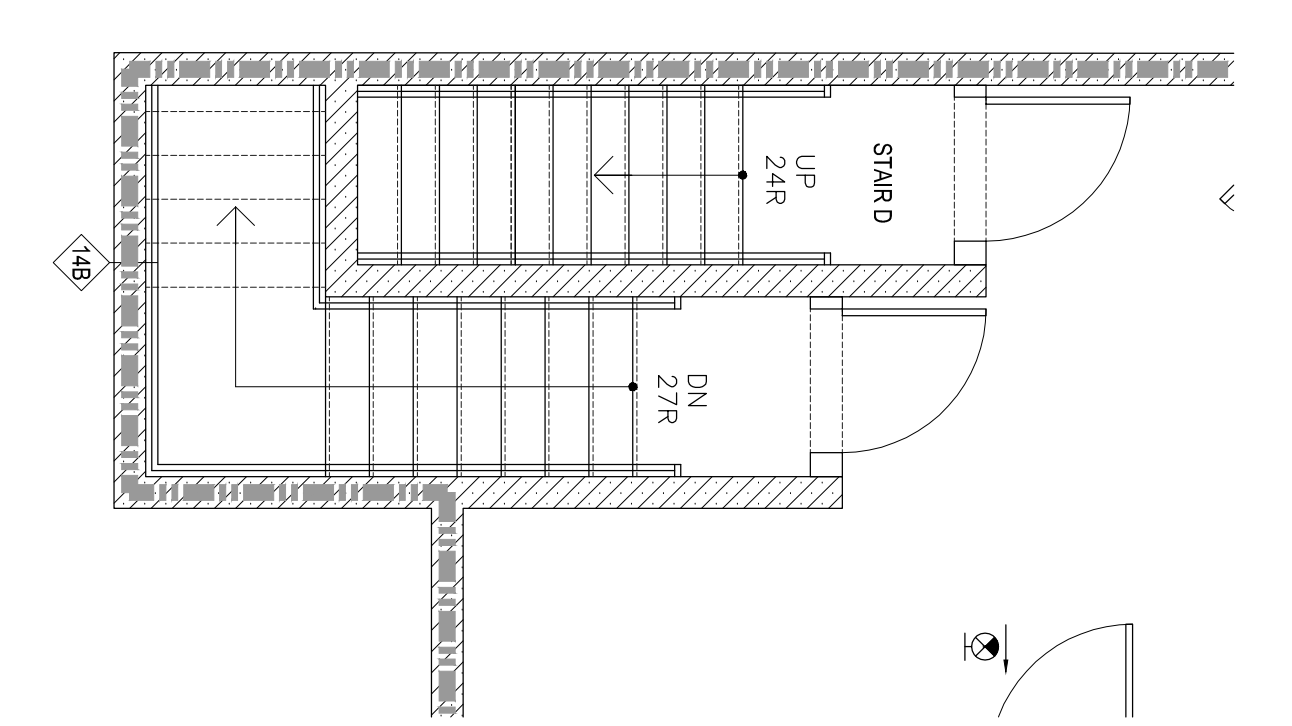
11 6TH FLOOR PLAN (STAIR D)  
1/4" = 1'-0"



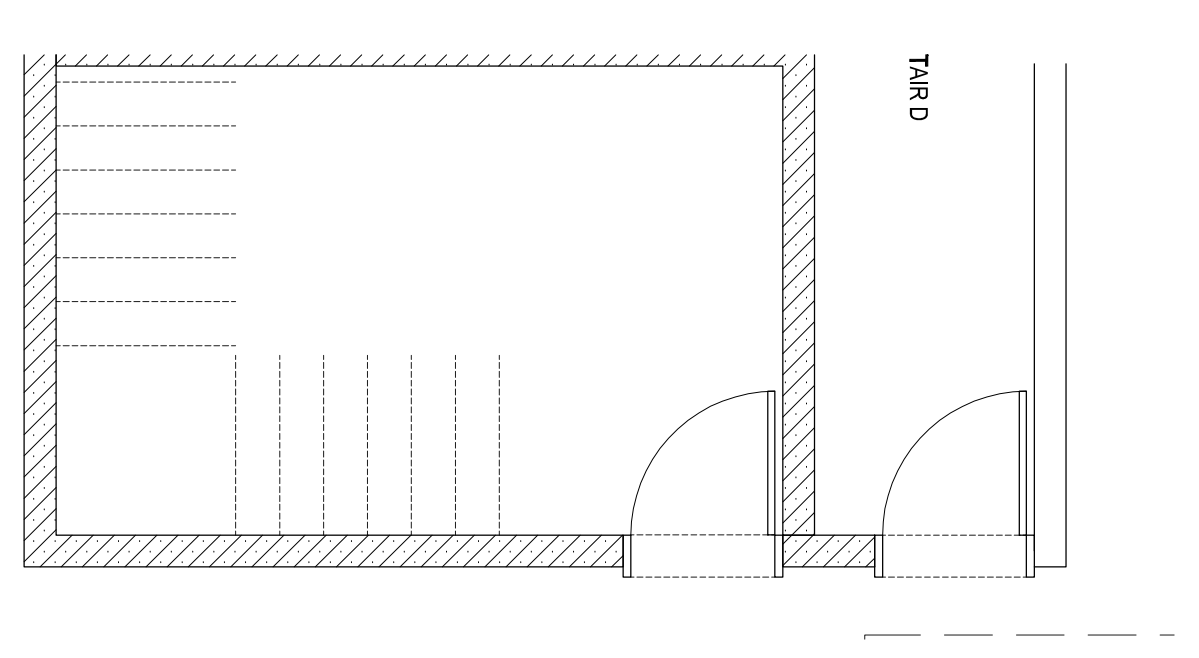
10 4TH THRU 5TH FLOOR PLAN (STAIR D)  
1/4" = 1'-0"



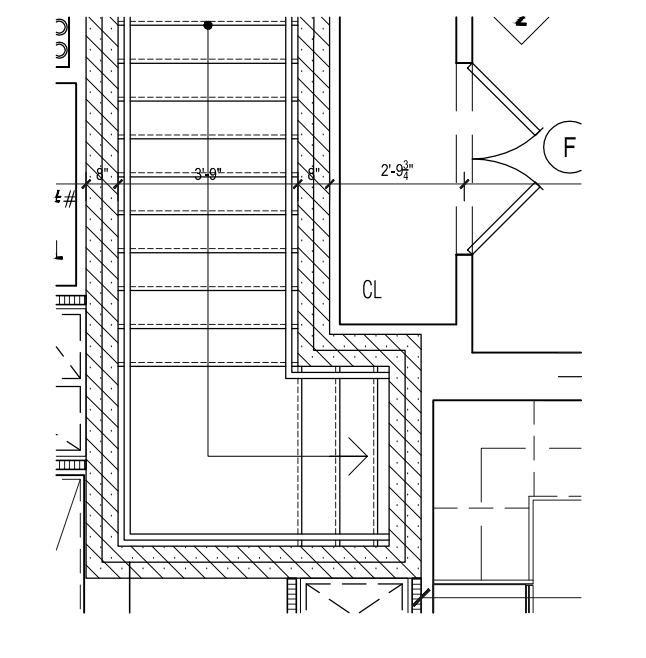
9 3RD FLOOR PLAN (STAIR D)  
1/4" = 1'-0"



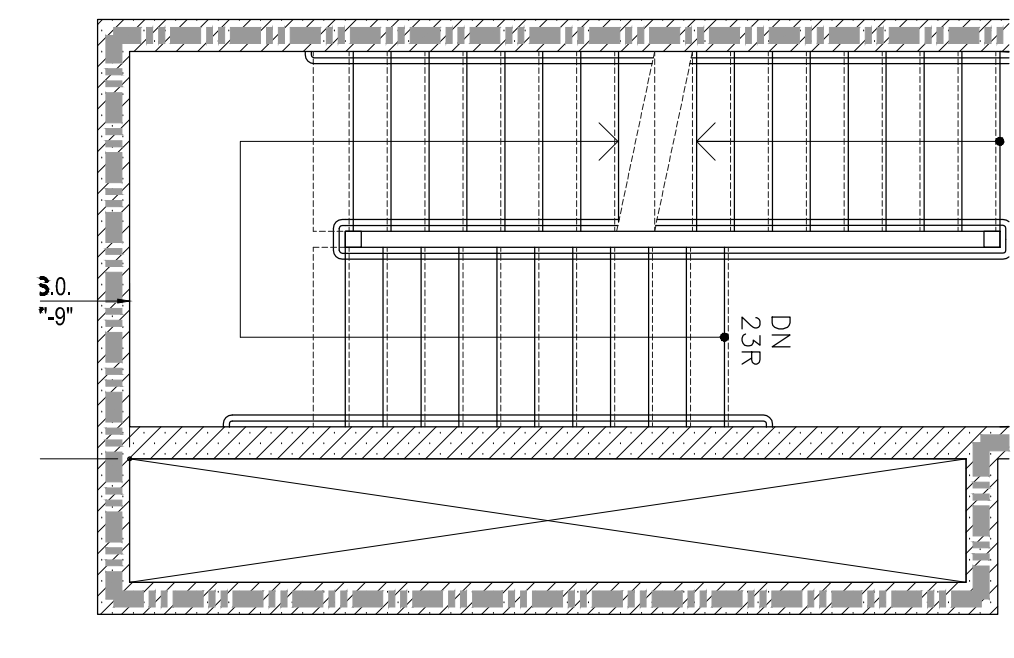
8 2ND FLOOR PLAN (STAIR D)  
1/4" = 1'-0"



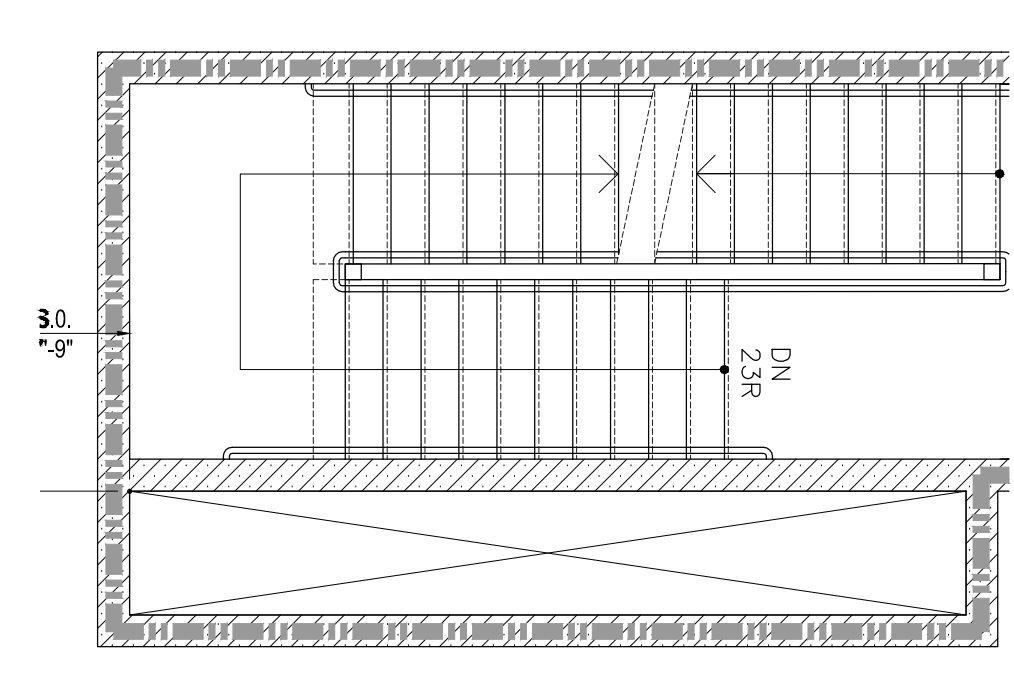
7 CELLAR FLOOR PLAN (STAIR D)  
1/4" = 1'-0"



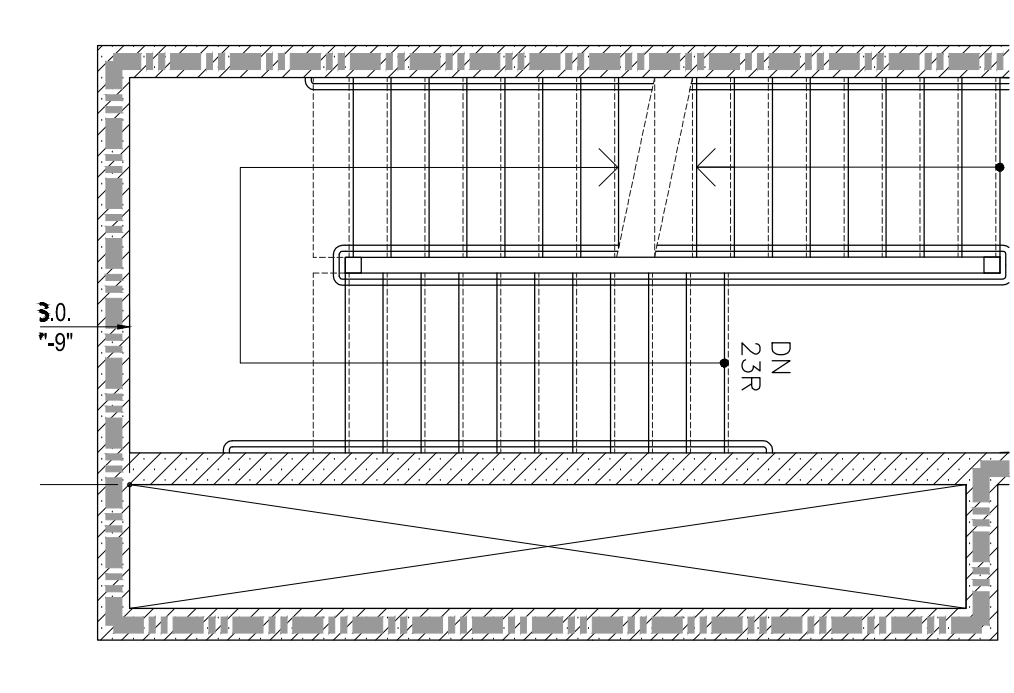
6 7TH FLOOR PLAN (STAIR C)  
1/4" = 1'-0"



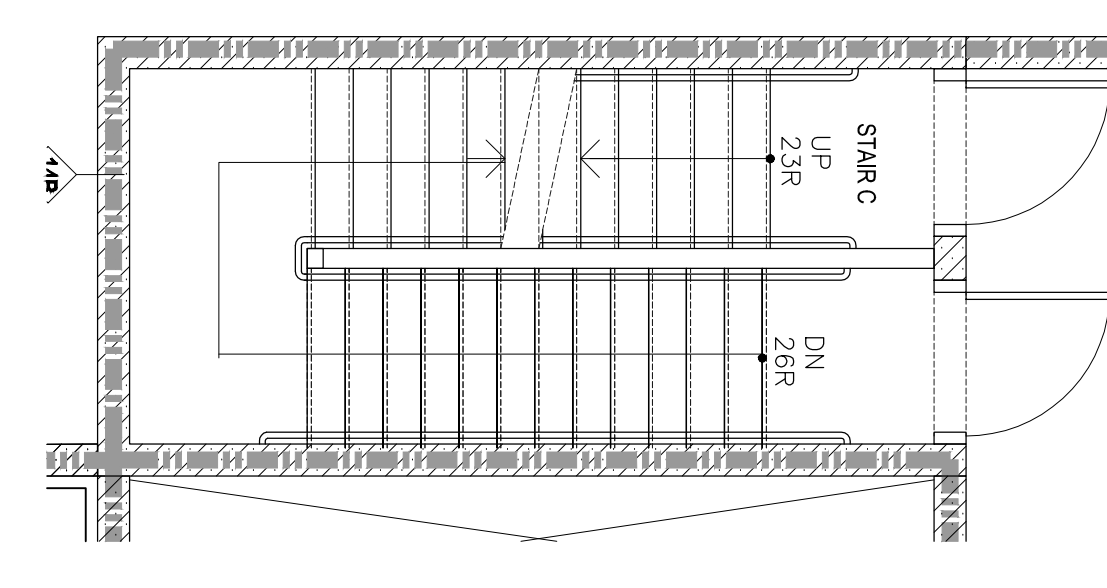
5 6TH FLOOR PLAN (STAIR C)  
1/4" = 1'-0"



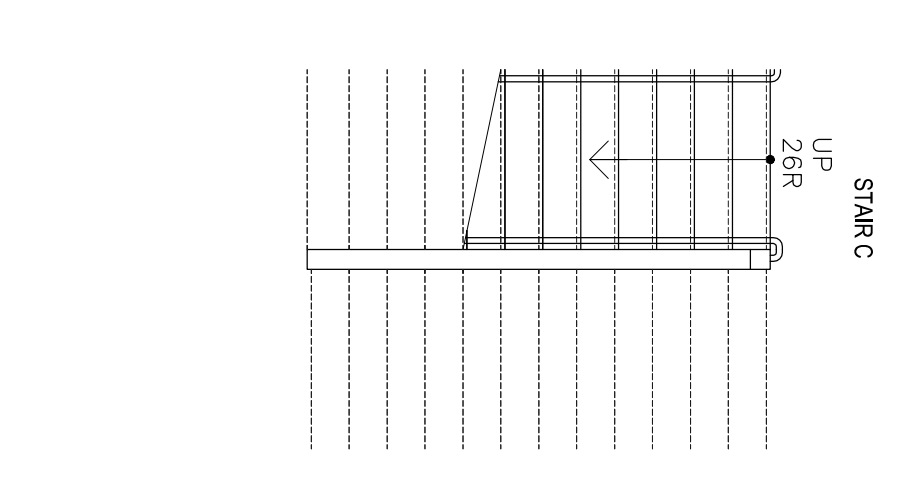
4 4TH THRU 5TH FLOOR PLAN (STAIR C)  
1/4" = 1'-0"



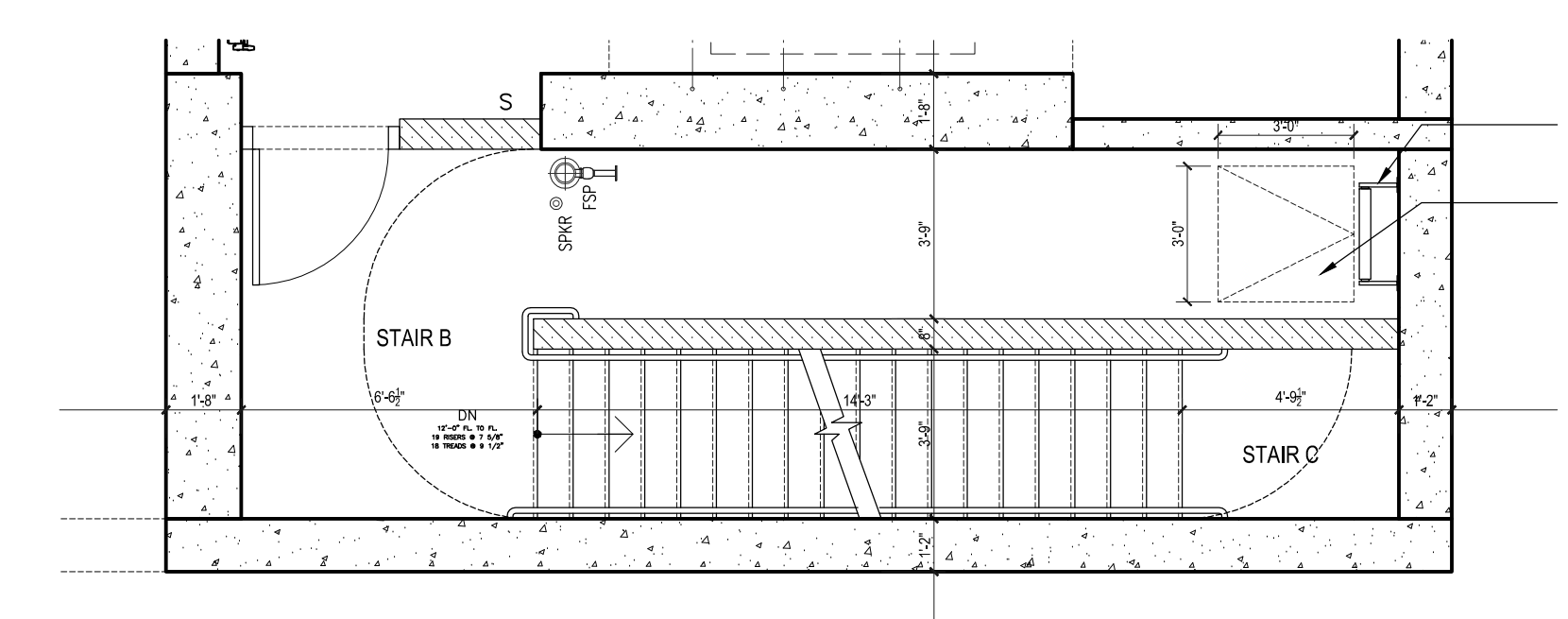
3 3RD FLOOR PLAN (STAIR C)  
1/4" = 1'-0"



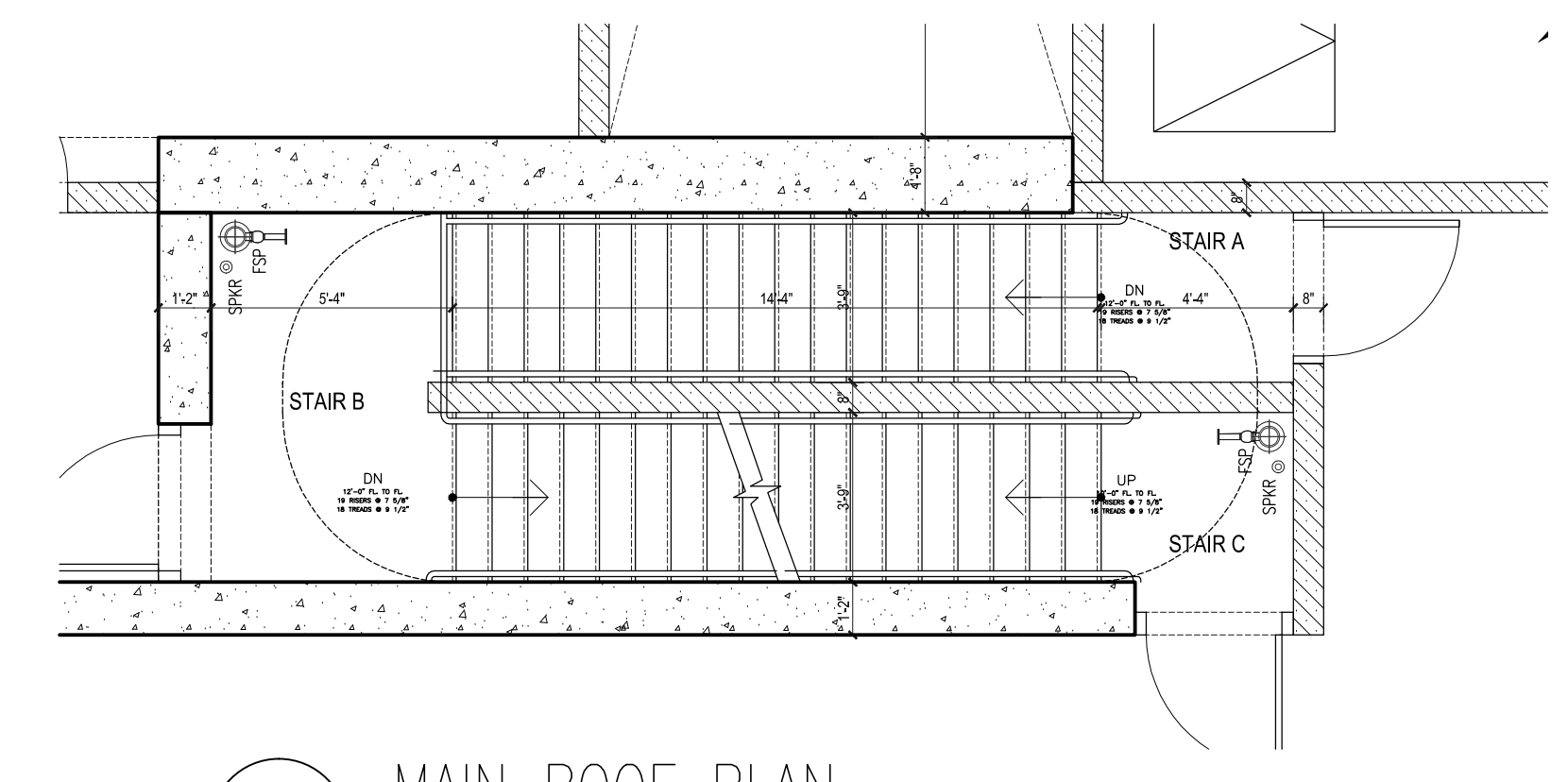
2 2ND FLOOR PLAN (STAIR C)  
1/4" = 1'-0"



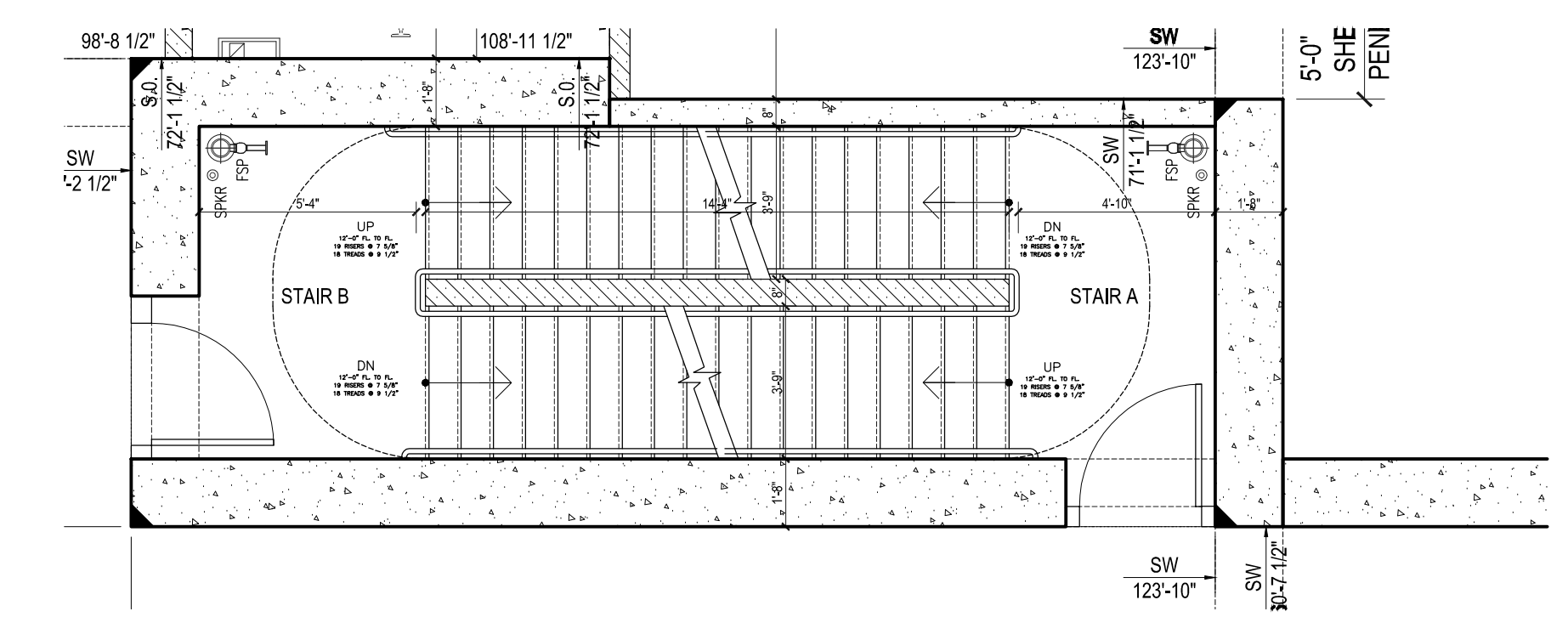
1 CELLAR FLOOR PLAN (STAIR C)  
1/4" = 1'-0"



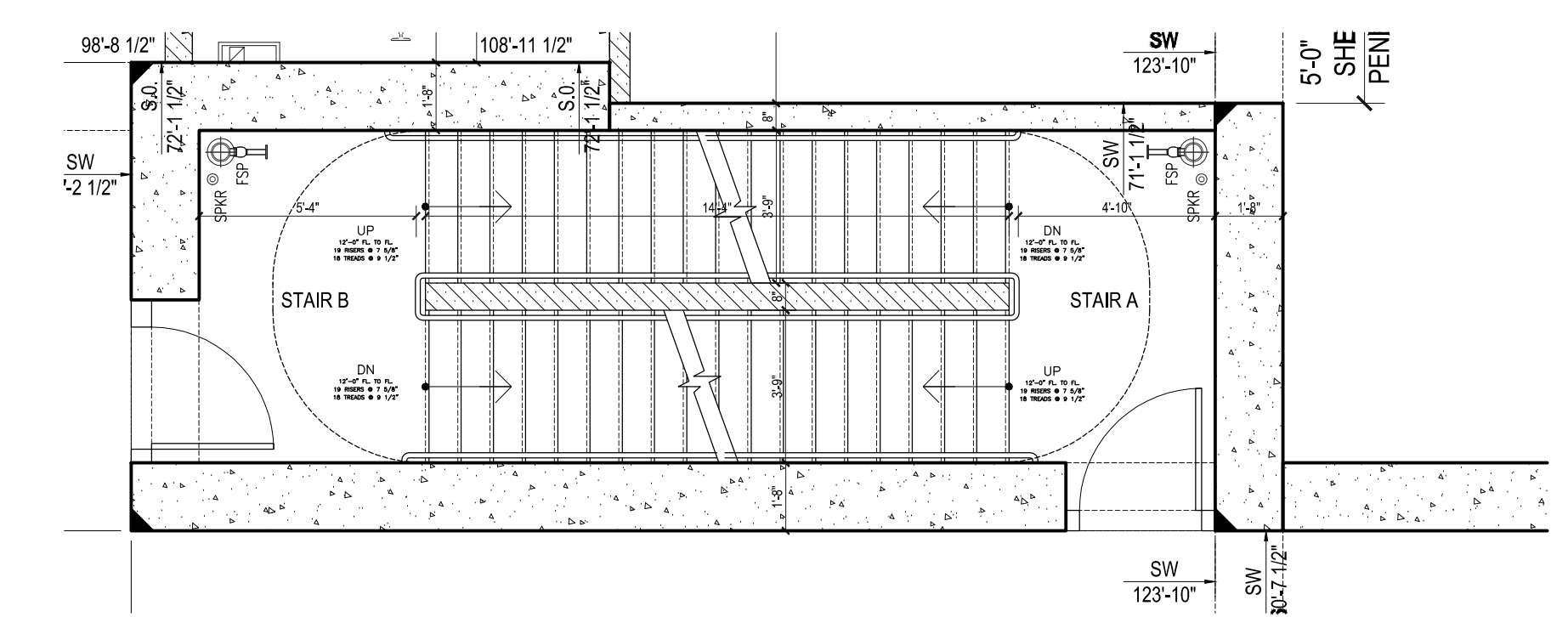
28 EMR PLAN  
1/4" = 1'-0"



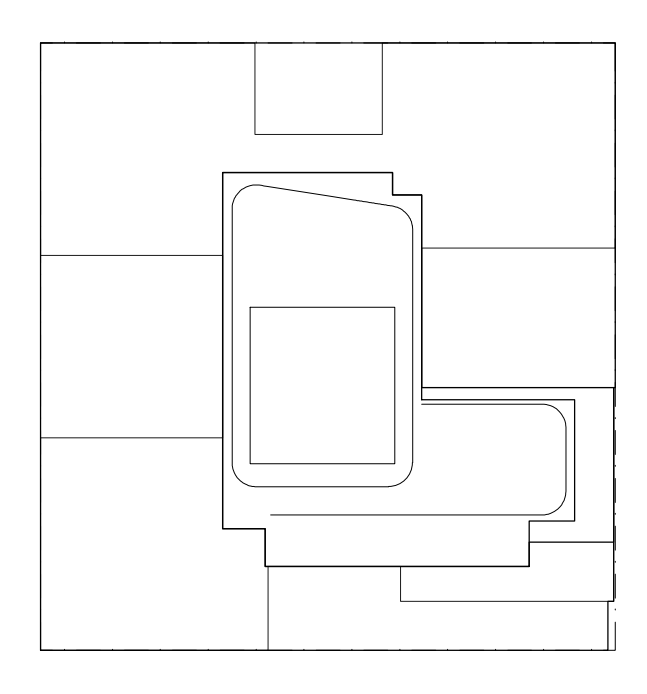
27 MAIN ROOF PLAN  
1/4" = 1'-0"



26 67TH FLOOR PLAN  
1/4" = 1'-0"



25 66TH FLOOR PLAN  
1/4" = 1'-0"



**NOTES:**

NOT FOR CONSTRUCTION

| Number     | Date | Revision                    |
|------------|------|-----------------------------|
| 03/10/2017 |      | ISSUED FOR DOB              |
| 03/16/2017 |      | ISSUED FOR DOB              |
| 02/14/2017 |      | ISSUED FOR DOB              |
| 01/27/2017 |      | SUPERSUBSTRUCTURE SET       |
| 01/25/2017 |      | ISSUED FOR DOB              |
| 11/17/2016 |      | PACKING SET                 |
| 11/10/2016 |      | 100% DEVELOPMENT REVIEW SET |
| 10/22/2016 |      | ISSUED FOR DOB              |
| 02/05/2016 |      | DOB RUMING SET              |

Project:  
**City View Tower at Court Square**  
23-15 44th Drive  
Long Island City, NY 11101

Client:  
**Cityview Tower LLC**  
112-15 NORTHERN BLVD, CF-2  
CORONA, NY 11368  
(718) 321-8652

Architect:  
**HILL | WEST**  
ARCHITECTS  
11 BROADWAY  
17TH FLOOR  
NEW YORK, NY 10004  
T. 212 213 8007

Consultant:  
**DESIMONE CONSULTING ENGINEERS**  
140 Broadway 25th Floor  
New York, NY, 10005  
(212) 533-2211

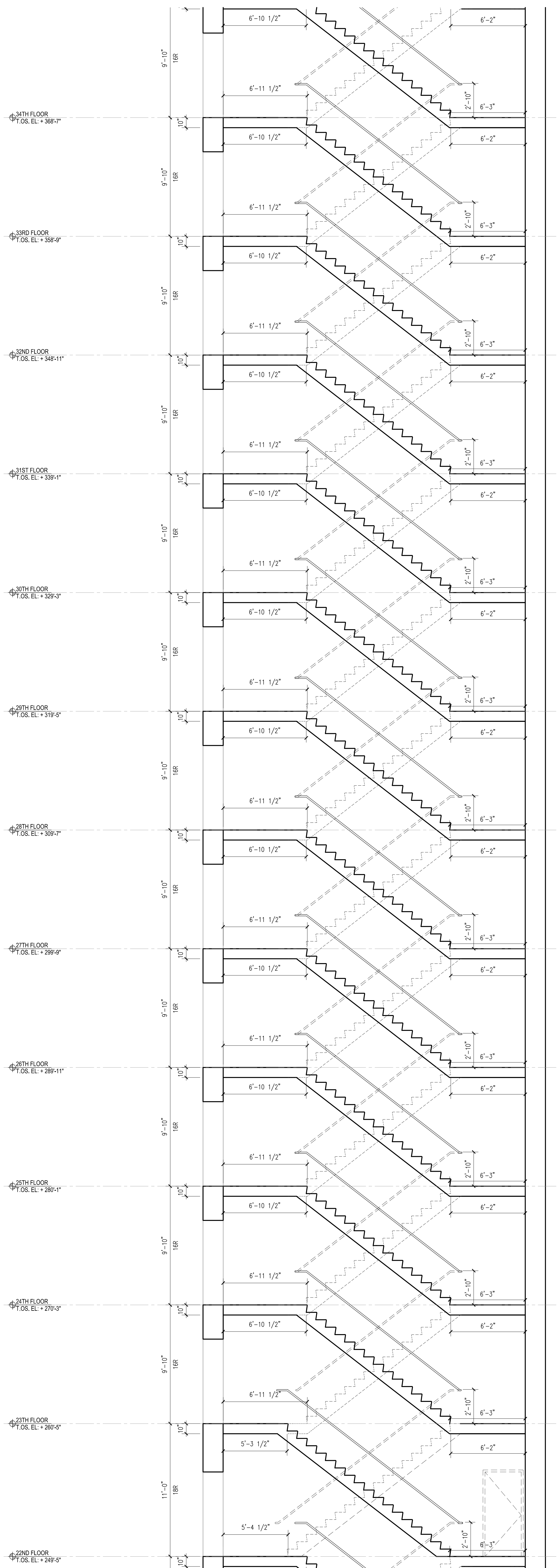
**Cosentini Associates**  
Two Pennsylvania Plaza, 3rd FL.  
New York, NY 10121  
(212) 615-3600

**Whitehall**  
11 Broadway, 17th Floor  
New York, NY 10004  
(212) 908-4940

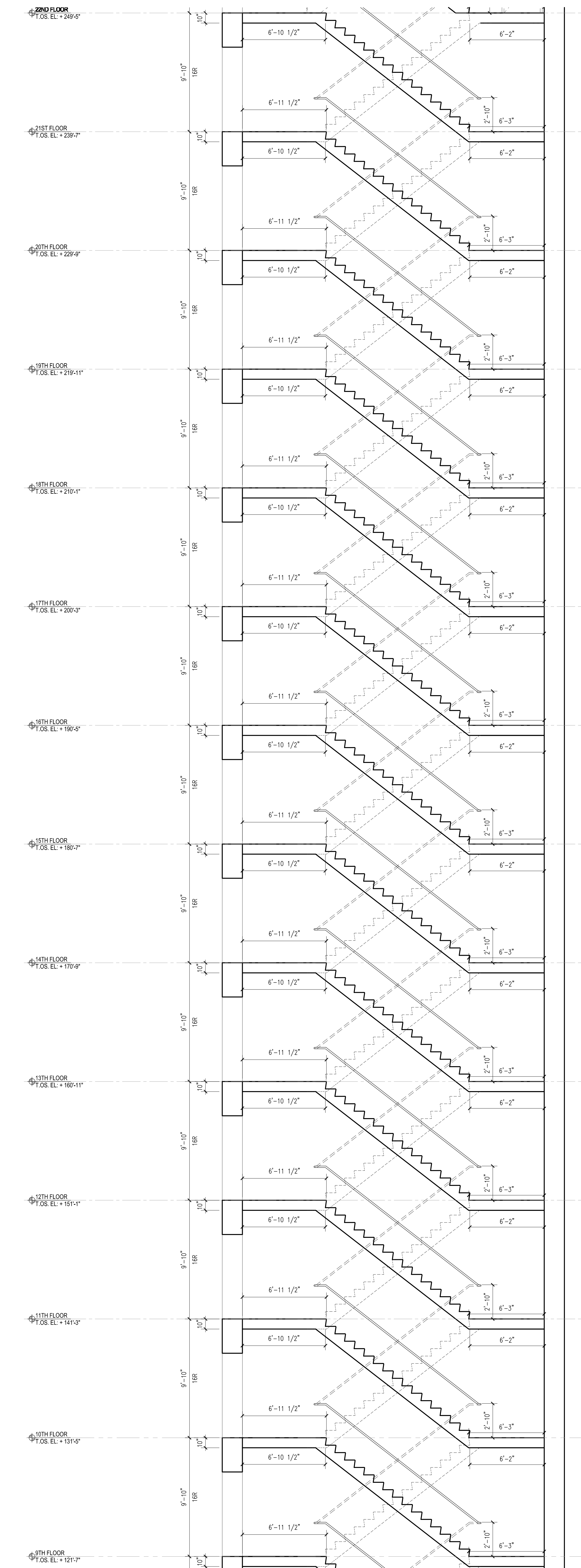
DOB STAMPS & SIGNATURES:

DWG TITLE:  
STAIR A, B, C, D PLANS  
REFLECTED CEILING PLAN

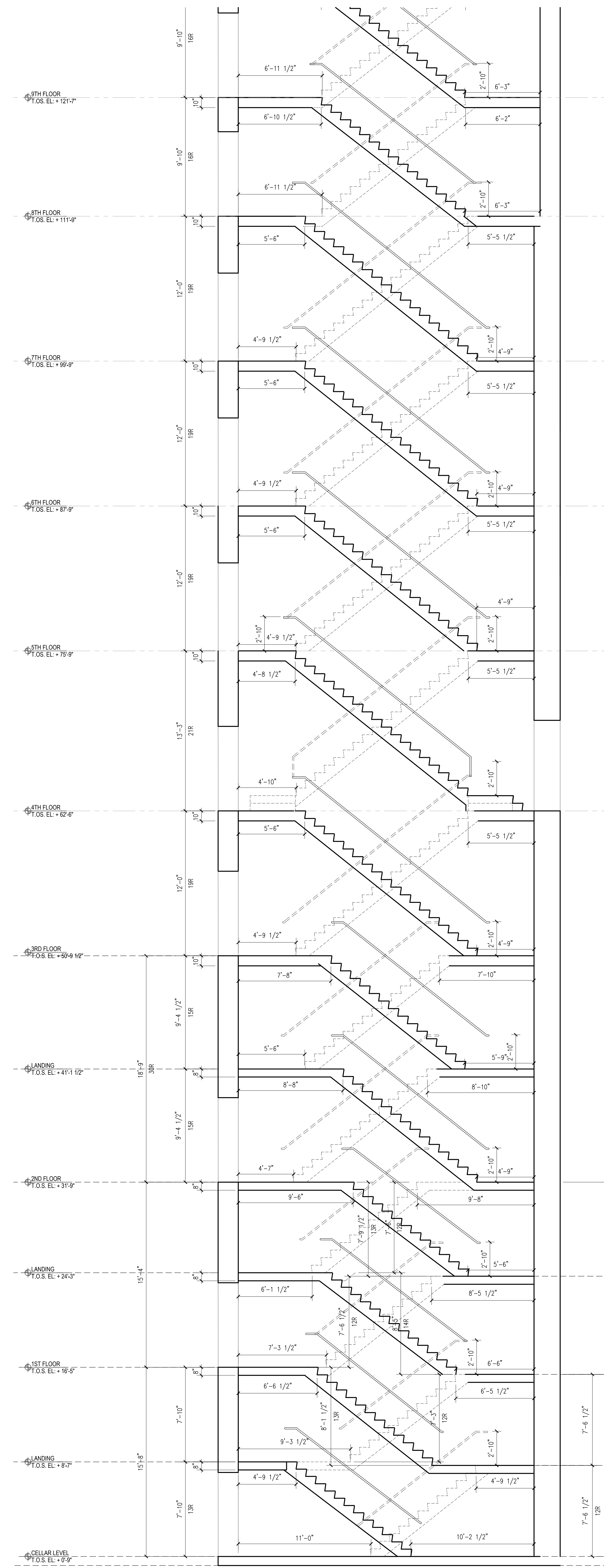
|                   |                  |
|-------------------|------------------|
| SEAL & SIGNATURE: | DATE: 01/18/2017 |
| PROJECT #:        | 15412            |
| SCALE:            | AS NOTED         |
| DWG NO.:          | A-701.00         |



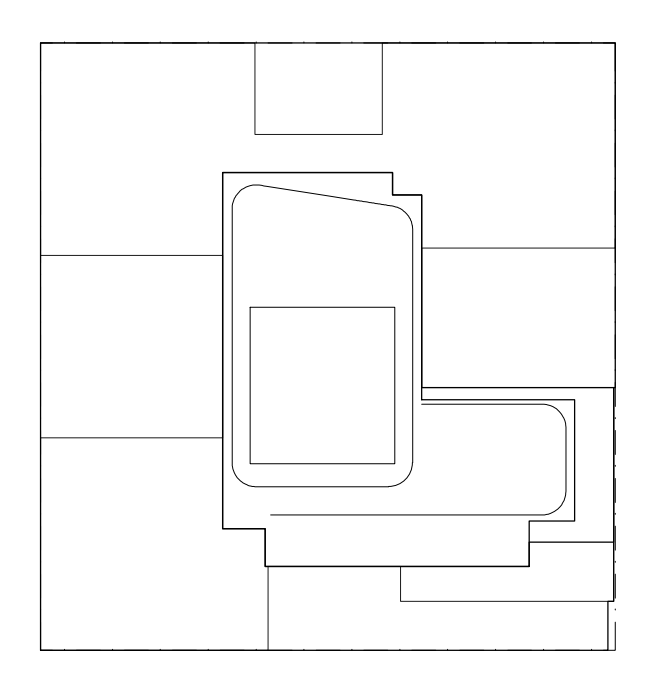
3 STAIR A & B SECTION  
1/4" = 1'-0"



2 STAIR A & B SECTION  
1/4" = 1'-0"



1 STAIR A & B SECTION  
1/4" = 1'-0"



NOTES:

|            |                      |
|------------|----------------------|
| 03/10/2017 | ISSUED FOR DOB       |
| 03/16/2017 | ISSUED FOR DOB       |
| 02/14/2017 | ISSUED FOR DOB       |
| 01/23/2017 | SUBSTRUCTURE SET     |
| 01/25/2017 | ISSUED FOR DOB       |
| 11/17/2016 | PACKING SET          |
| 11/10/2016 | 100% DEVELOPMENT SET |
| 10/22/2016 | ISSUED FOR DOB       |
| 02/05/2016 | DOB PLUMB SET        |

Number: \_\_\_\_\_ Date: \_\_\_\_\_ Revision: \_\_\_\_\_

Project:  
**City View Tower at Court Square**  
23-15 44th Drive  
Long Island City, NY 11101

Client:  
**Cityview Tower LLC**  
112-15 NORTHERN BLVD, CF-2  
CORONA, NY 11368  
(718) 321-8652

Architect:  
**HILL | WEST**  
ARCHITECTS  
11 BROADWAY  
17TH FLOOR  
NEW YORK, NY 10004  
T. 212 213 8007

Consultant:  
**DESIMONE CONSULTING ENGINEERS**  
140 Broadway 25th Floor  
New York, NY, 10005  
(212) 532-2211

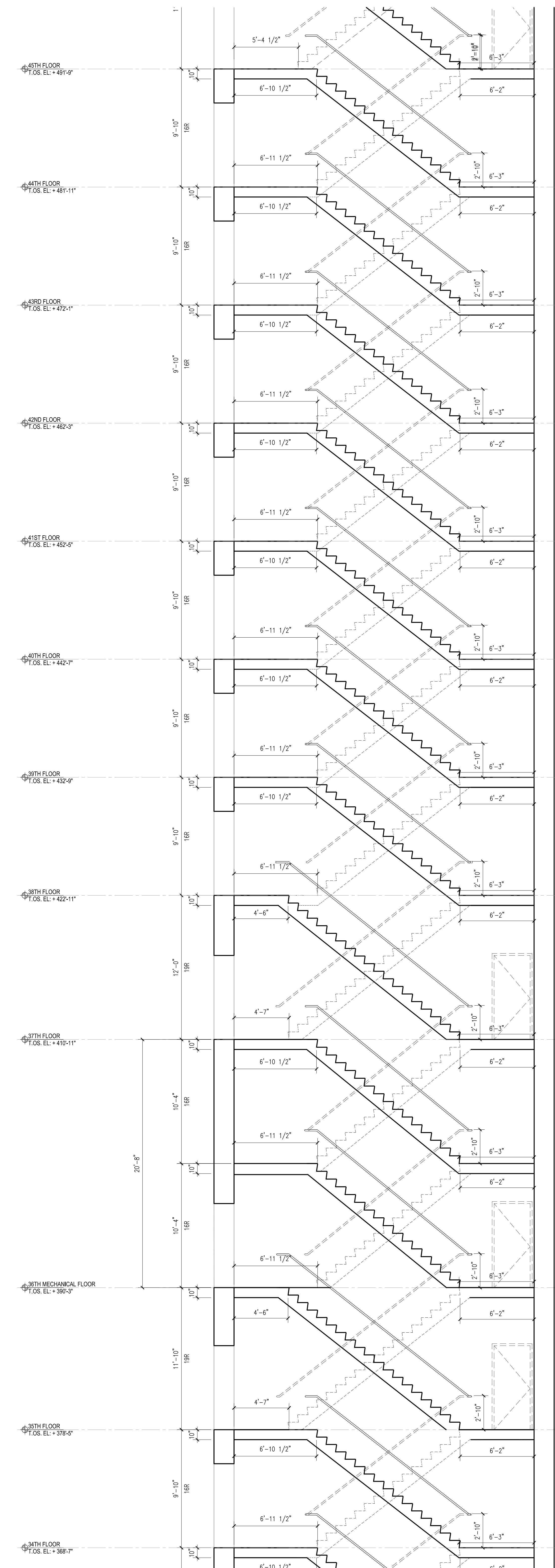
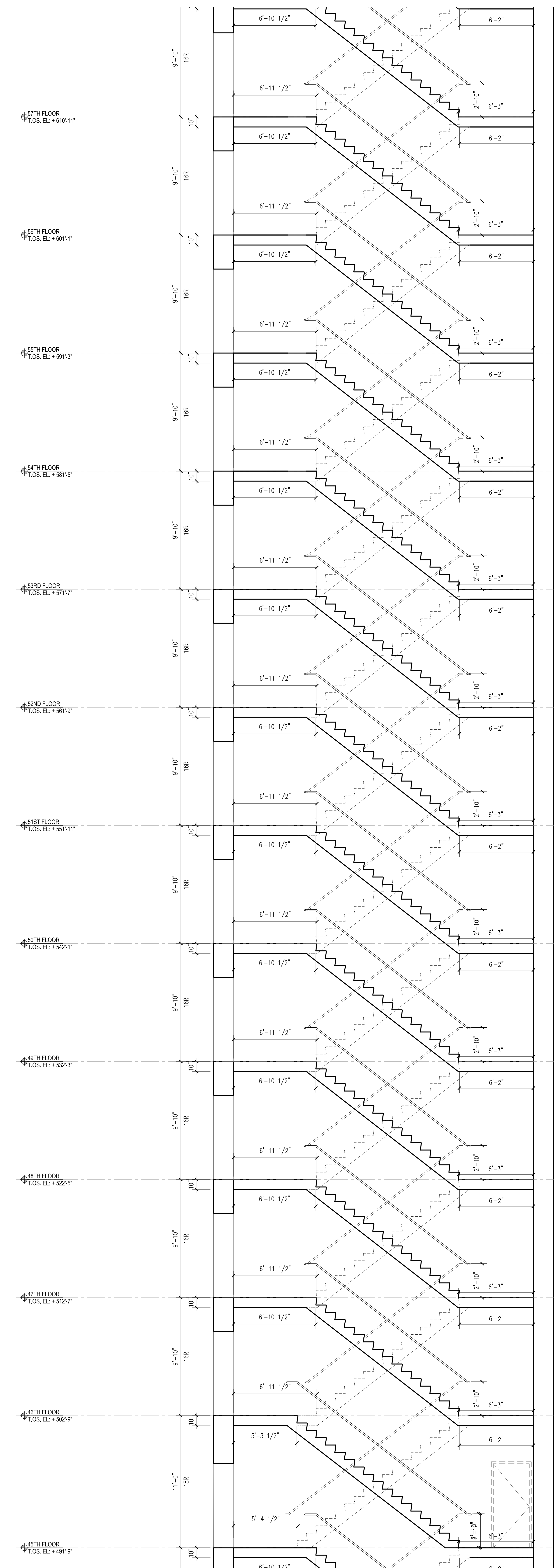
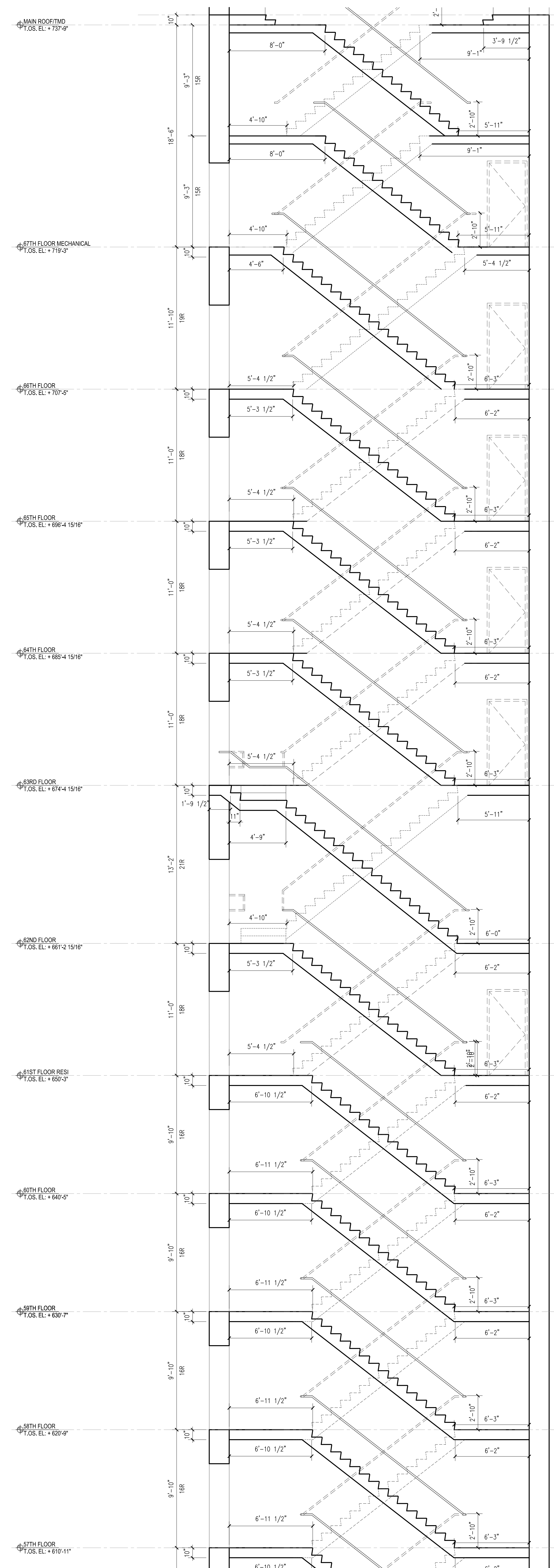
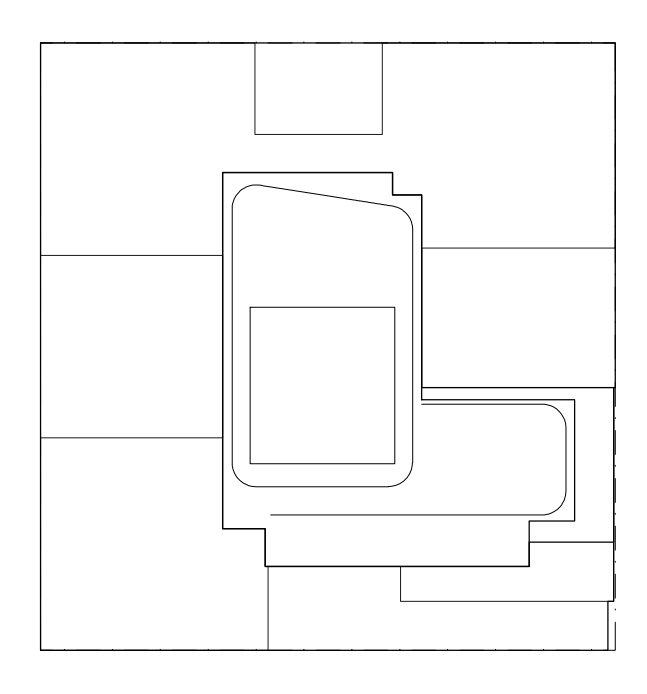
**Cosentini Associates**  
Two Pennsylvania Plaza, 3rd Fl.,  
New York, NY 10121  
(212) 615-3600

**Whitehall**  
11 Broadway, 17th Floor  
New York, NY 10004  
(212) 908-4940

DOB STAMPS & SIGNATURES:

DWG TITLE: STAIR SECTION

SEAL & SIGNATURE: DATE: 01/18/2017  
PROJECT #: 15412  
SCALE: AS NOTED  
DWG NO. A-703.00  
049 OF 58



NOTES:

|            |                            |
|------------|----------------------------|
| 03/10/2017 | ISSUED FOR OOB             |
| 03/16/2017 | ISSUED FOR OOB             |
| 02/14/2017 | ISSUED FOR OOB             |
| 01/23/2017 | SUPERSUBSTRUCTURE SET      |
| 01/25/2017 | ISSUED FOR OOB             |
| 11/17/2016 | PACKING PLANING SET        |
| 11/10/2016 | 100% DEVELOPMENTAL OOB SET |
| 10/22/2016 | ISSUED FOR OOB             |
| 02/05/2016 | OOB RUMING SET             |

Number: \_\_\_\_\_ Date: \_\_\_\_\_ Revision: \_\_\_\_\_

Project:  
**City View Tower at Court Square**  
23-15 44th Drive  
Long Island City, NY 11101

Client:  
**Cityview Tower LLC**  
112-15 NORTHERN BLVD, CF-2  
CORONA, NY 11368  
(718) 321-8652

Architect:  
**HILL | WEST**  
ARCHITECTS  
11 BROADWAY  
17TH FLOOR  
NEW YORK, NY 10004  
T. 212 213 8007

Consultant:  
**DESIMONE CONSULTING ENGINEERS**  
140 Broadway 25th Floor  
New York, NY, 10005  
(212) 532-2211

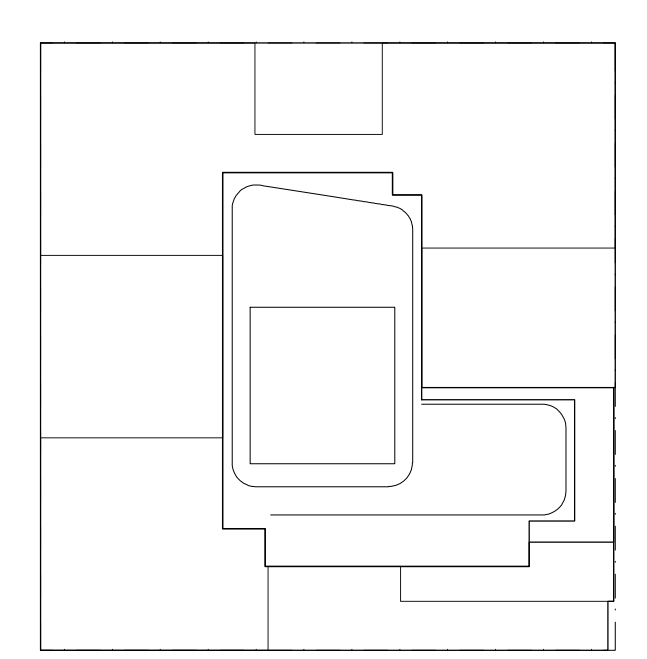
**Cosentini Associates**  
Two Pennsylvania Plaza, 3rd FL.  
New York, NY 10121  
(212) 615-3600

**Whitehall**  
11 Broadway, 17th Floor  
New York, NY 10004  
(212) 908-4940

DOB STAMPS & SIGNATURES:

DWG TITLE:  
STAIR SECTION

|                   |                         |
|-------------------|-------------------------|
| SEAL & SIGNATURE: | DATE: 01/18/2017        |
|                   | PROJECT #: 15112        |
|                   | SCALE: AS NOTED         |
|                   | DWG NO. <b>A-704.00</b> |



**NOTES:**

| Number     | Date | Revision                    |
|------------|------|-----------------------------|
| 03/10/2017 |      | ISSUED FOR DOB              |
| 03/16/2017 |      | ISSUED FOR DOB              |
| 02/14/2017 |      | ISSUED FOR DOB              |
| 01/22/2017 |      | SUBSTRUCTURE SET            |
| 01/25/2017 |      | ISSUED FOR DOB              |
| 11/17/2016 |      | PACK & PRINTING SET         |
| 11/10/2016 |      | 100% DEVELOPMENT REVIEW SET |
| 10/22/2016 |      | ISSUED FOR DOB              |
| 02/05/2016 |      | DOB RUMING SET              |

Project: **City View Tower at Court Square**  
23-15 44th Drive  
Long Island City, NY 11101

Client: **Cityview Tower LLC**  
112-15 NORTHERN BLVD, CF-2  
CORONA, NY 11368  
(718) 321-8652

Architect: **HILL | WEST ARCHITECTS**  
11 BROADWAY  
17TH FLOOR  
NEW YORK, NY 10004  
T. 212 213 8007

Consultant: **DESIMONE CONSULTING ENGINEERS**  
140 Broadway 25th Floor  
New York, NY, 10005  
(212) 532-2211

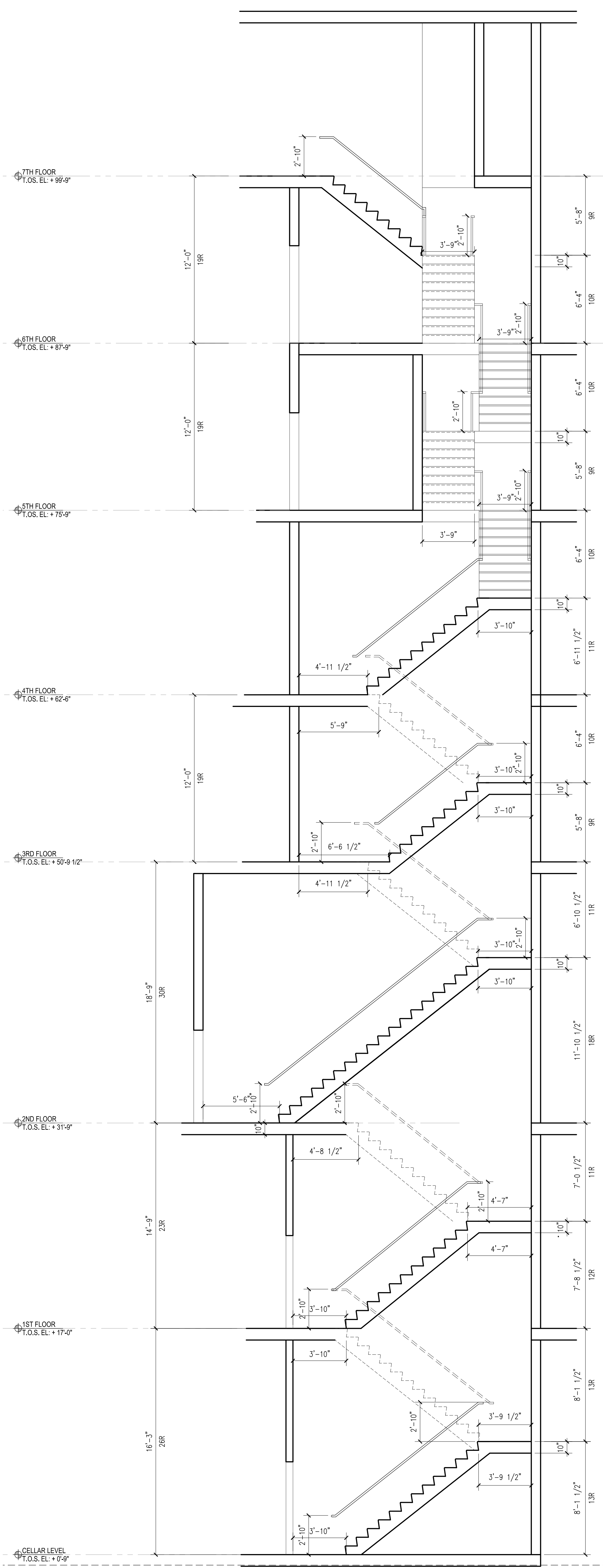
**Cosentini Associates**  
Two Pennsylvania Plaza, 3rd Fl.,  
New York, NY 10121  
(212) 615-3600

**Whitehall**  
11 Broadway, 17th Floor  
New York, NY 10004  
(212) 908-4940

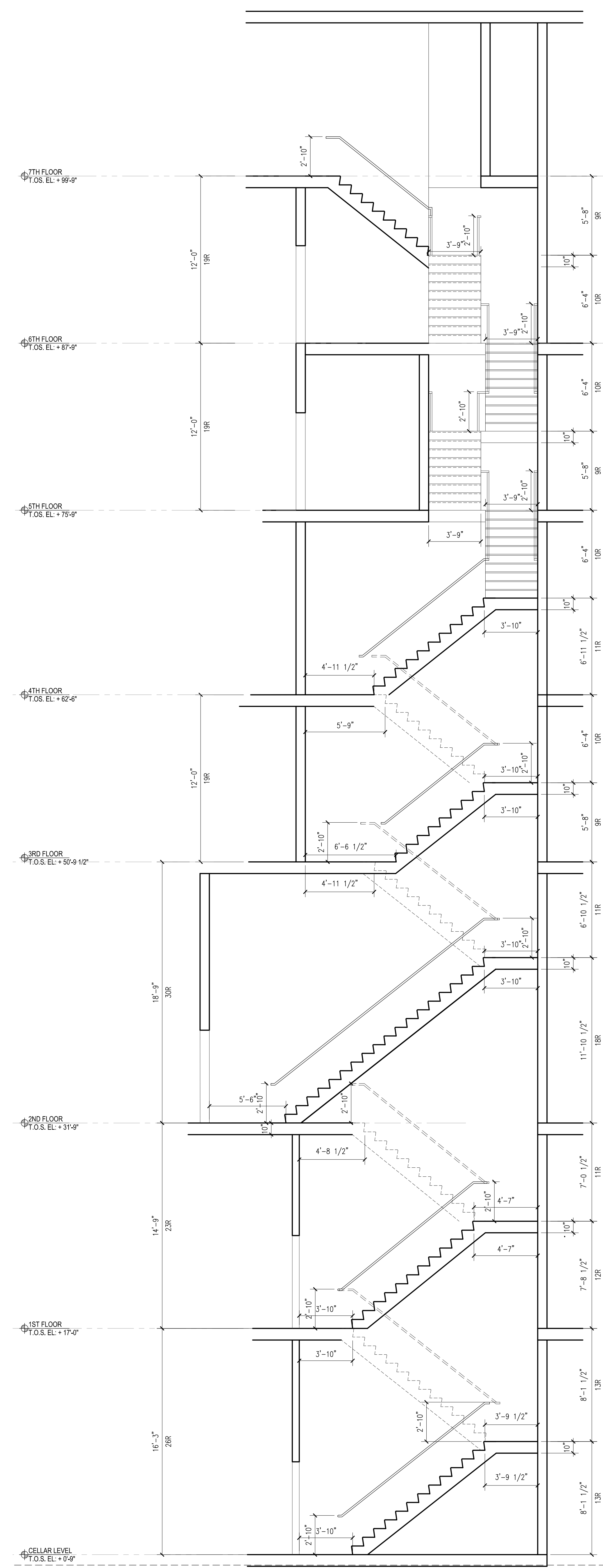
DOB STAMPS & SIGNATURES:

DWG TITLE: **STAIR SECTION**

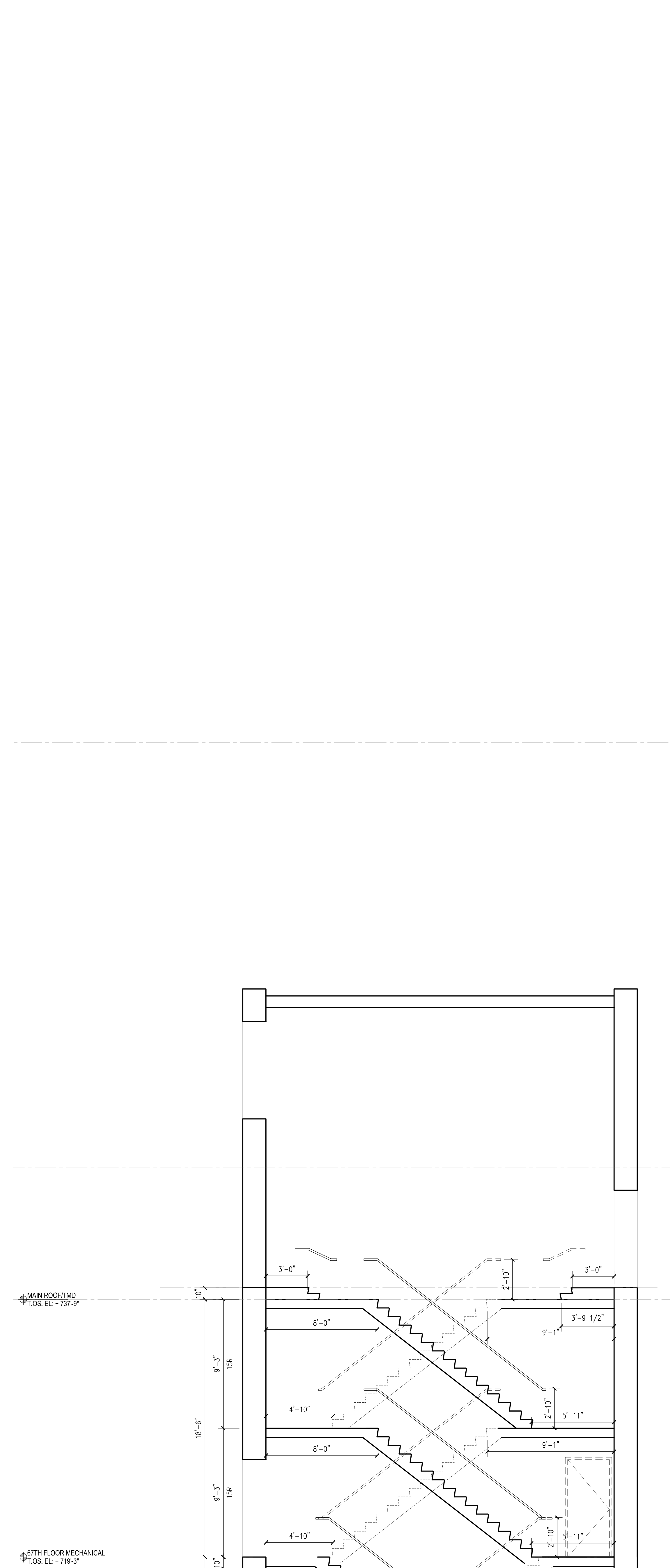
|                          |                  |
|--------------------------|------------------|
| SEAL & SIGNATURE:        | DATE: 01/18/2017 |
|                          | PROJECT #: 15412 |
|                          | SCALE: AS NOTED  |
| <p><b>A-705.00</b></p>   |                  |
| <p>DWG NO. 049 OF 58</p> |                  |



3 STAIR D SECTION  
1/4" = 1'-0"



2 STAIR C SECTION  
1/4" = 1'-0"



1 STAIR A & B SECTION  
1/4" = 1'-0"

**GENERAL NOTES FOR UNDERPINNING AND EXCAVATION SHORING:**

**GENERAL**

1. DELINEATION OF DESIGN AND SPECIAL INSPECTION RESPONSIBILITY:
    - A. THE CONTRACT DRAWINGS SHOW THE DESIGN OF EXCAVATION SHORING AND DESIGN OF UNDERPINNING FOR THE SITE PERIMETER.
    - B. IF THE CONTRACTOR PROPOSES AN ALTERNATIVE DESIGN OR MODIFICATIONS TO THE DESIGN:
      - ii. THE CONTRACTOR SHALL RETAIN THE SERVICES OF A LICENSED PROFESSIONAL ENGINEER, TO PREPARE ALL SHORING AND UNDERPINNING CALCULATIONS AND SHOP DRAWINGS.
      - iii. THE CONTRACTOR SHALL OBTAIN AN APPROVAL FROM THE NYCT AND THE DOB FOR THE ALTERNATIVE DESIGN.
      - iv. MINIMUM 4 WEEKS PRIOR TO START OF EXCAVATION, THE CONTRACTOR SHALL SUBMIT SIGNED AND SEALED SHORING AND UNDERPINNING CALCULATIONS AND SHOP DRAWINGS TO THE CONSTRUCTION MANAGER FOR REVIEW.
  - C. IF THE CONTRACTOR ELECTS TO USE THE SHORING AND UNDERPINNING DESIGN SHOWN ON THESE DRAWINGS, THEN THE OWNER WILL PROVIDE SPECIAL INSPECTION OF SHORING AND UNDERPINNING. IF THE CONTRACTOR PROPOSES AN ALTERNATIVE DESIGN OR MODIFICATIONS TO THE DESIGN SHOWN, THEN THE CONTRACTOR SHALL ARRANGE FOR THE SPECIAL INSPECTION OF ALL EXCAVATION SHORING AND UNDERPINNING, CONFORMING TO THE FOLLOWING:
    - i. THE CONTRACTOR SHALL RETAIN A QUALIFIED LICENSED PROFESSIONAL ENGINEER CERTIFIED BY THE NYC DOB FOR SPECIAL INSPECTIONS OF EXCAVATION SHORING AND UNDERPINNING.
    - ii. PRIOR TO THE START OF EXCAVATION, THE CONTRACTOR SHALL PROVIDE THE CONSTRUCTION MANAGER WITH A COPY OF THE NYC DOB FORM TR-1 IDENTIFYING THE ENGINEER WHO WILL BE RESPONSIBLE FOR THE SPECIAL INSPECTIONS.
  - D. THE CONTRACTOR SHALL PREPARE AND SUBMIT A SITE LOGISTICS PLAN TO THE NYCT FOR REVIEW AND APPROVAL PRIOR TO START OF WORK. THE SITE LOGISTICS PLAN SHALL INCLUDE LOCATION OF TOWER CRANE (IF ANY) AND RAMP.
2. ELEVATIONS ARE REFERENCED TO THE NAVD 88 DATUM.
  3. BASE PLAN AND SECTIONS ARE COMPILED USING:
    - A. SURVEY DRAWING PREPARED BY HAYNES LAND SURVEYORS, DATED 10-9-15.
    - B. STRUCTURAL DRAWINGS PREPARED BY DESIMONE CONSULTING ENGINEERS, DATED 10-12-16.
    - C. SUBWAY DRAWINGS FOR ROUTE NO. 50, DATED 1914 AND ROUTE NO. 107, DATED 1928.
  4. PROPOSED FOUNDATIONS ARE SHOWN ON THESE SOE DRAWINGS FOR REFERENCE ONLY. REFER TO STRUCTURAL DRAWINGS FOR ALL FOUNDATION INFORMATION.
  5. FOR SUBSURFACE INFORMATION, REFER TO "SUBSURFACE INVESTIGATION COURT SQUARE 2 - PHASE 2, LONG ISLAND CITY, NEW YORK" PREPARED BY MUESER RUTLEDGE CONSULTING ENGINEERS.
  6. THE SOE DRAWINGS DO NOT ADDRESS SAFETY ISSUES RELATED TO THE EXCAVATION AND SHORING WORK. THE CONTRACTOR SHALL BE RESPONSIBLE FOR SITE SAFETY AND PROVIDE A SAFETY PLAN CONFORMING TO OSHA STANDARDS.
  7. CONTRACTOR SHALL PROVIDE BARRIERS AND FENCING AROUND THE EXCAVATION PER NYC DOB AND DOT REQUIREMENTS.
  8. CONTRACTOR SHALL VERIFY AND COORDINATE ALL DIMENSIONS AND CHECK FOR CLEARANCES PRIOR TO THE START OF WORK. ACTUAL FIELD CONDITIONS MAY REQUIRE MODIFICATIONS TO THE CONSTRUCTION DETAILS SHOWN. CONFLICTS BETWEEN ACTUAL CONDITIONS AND DETAILS SHOWN SHALL BE BROUGHT TO THE CONSTRUCTION MANAGER'S ATTENTION FOR RESOLUTION.
  9. EXCAVATION SHORING SHOWN IS DESIGNED FOR A UNIFORM VERTICAL CONSTRUCTION SURCHARGE OF 600 PSF AT STREET GRADE, EXCEPT NO SURCHARGE SHALL BE PERMITTED OVER THE TA VENT GRATINGS.

**MATERIALS AND TESTING**

10. ALL STRUCTURAL STEEL SHALL BE AS FOLLOWS:
  - A. ALL WIDE FLANGE SECTIONS, STRUCTURAL TEES, AND ROLLED SECTIONS SHALL BE ASTM A572 OR ASTM A992, GRADE 50.
  - B. STEEL PLATES AND WEDGES SHALL BE ASTM A36 OR BETTER.
11. ALL WELDING SHALL BE DONE BY CERTIFIED WELDERS, USING E-70 ELECTRODES, AND SHALL CONFORM TO THE REQUIREMENTS OF AWS D1.1. ALL WELDS SHALL BE VISUALLY INSPECTED BY THE ENGINEER RESPONSIBLE FOR THE SPECIAL INSPECTION OF EXCAVATION.
12. CONCRETE FOR HEEL BLOCKS, UNDERPINNING SHALL HAVE A MINIMUM COMPRESSIVE STRENGTH OF 4000 PSI AT 28 DAYS.

13. THE OWNER SHALL RETAIN THE SERVICES OF AN INDEPENDENT TESTING LABORATORY TO:
  - A. REVIEW TIME BETWEEN BATCHING AND PLACEMENT OF CONCRETE IN THE UNDERPINNING PIT; TIME SHALL NOT EXCEED 2 HOURS.
  - B. MEASURE TEMPERATURE OF EACH BATCH OF CONCRETE. TEMPERATURE SHALL NOT EXCEED 90 DEGREES.
  - C. PERFORM ONE AIR CONTENT TEST FOR EACH BATCH OF CONCRETE.
  - D. PERFORM ONE SLUMP TEST FOR EACH BATCH OF CONCRETE.
  - E. MAKE A SET OF 5 CYLINDERS EACH DAY CONCRETE IS CAST.
  - F. PERFORM COMPRESSION TEST ON 1 CYLINDER AT 7 DAYS AND 1 AT 14 DAYS. IF THE DESIGN STRENGTH IS ACHIEVED AT 14 DAYS, NO FURTHER TESTING IS REQUIRED FOR THAT BATCH OF CYLINDERS, OTHERWISE TEST 2 CYLINDERS AT 28 DAYS. ONE CYLINDER SHALL BE SAVED FOR 56 DAY TESTING IF THE PREVIOUS CYLINDERS FAIL TO MEET DESIGN STRENGTH REQUIREMENT.
  - G. PROVIDE TEST RESULTS TO THE CONSTRUCTION MANAGER.
  - H. IF THE DESIGN STRENGTH REQUIREMENTS ARE NOT MET, THE CONTRACTOR SHALL PERFORM REMEDIATION AS DIRECTED BY THE CONSTRUCTION MANAGER, AT NO ADDITIONAL COST TO THE OWNER.
14. FLOWABLE FILL SHALL BE A MIXTURE OF SAND, CEMENT, FLYASH, WATER AND ADMIXTURES. MIX SHALL BE DESIGNED BY THE CONTRACTOR TO BE SELF COMPACTING DURING PLACEMENT, SET UP WITHIN SEVERAL HOURS, AND SHALL HAVE COMPRESSIVE STRENGTH AS DESCRIBED BELOW. CONTRACTOR SHALL SUBMIT FOR APPROVAL EACH MIX DESIGN INCLUDING 1, 3, 7, 14, 28 AND 56 DAY COMPRESSIVE STRENGTHS.
  - A. FLOWABLE FILL FOR SOLDIER PILES (OPTIONAL) SHALL HAVE ADEQUATE COMPRESSIVE STRENGTH TO PREVENT THE DRILLED HOLE FROM COLLAPSING BUT BE HAND EXCAVATABLE IN THE FUTURE TO ALLOW THE INSTALLATION OF TIMBER LAGGING.
  - B. FLOWABLE FILL FOR FILLING OVEREXCAVATIONS BELOW BASE SLAB IS INTENDED TO SUPPORT THE PROPOSED BUILDING BASE SLAB. THIS FLOWABLE FILL SHALL HAVE A MINIMUM COMPRESSIVE STRENGTH OF 100 PSI AT 28 DAYS.
15. TIMBER LAGGING SHALL BE ROUGH CUT FULL SIZE, CONSTRUCTION GRADE, WITH A MINIMUM ALLOWABLE BENDING STRESS OF 1350 PSI.
16. DRY PACK SHALL CONSIST OF ONE PART CEMENT TO TWO PARTS SAND BY VOLUME. THE AMOUNT OF WATER SHALL BE JUST SUFFICIENT TO PRODUCE A MIXTURE WHICH WILL HOLD ITS SHAPE WHEN FORMED INTO A BALL BY HAND.

**PROCEDURAL**

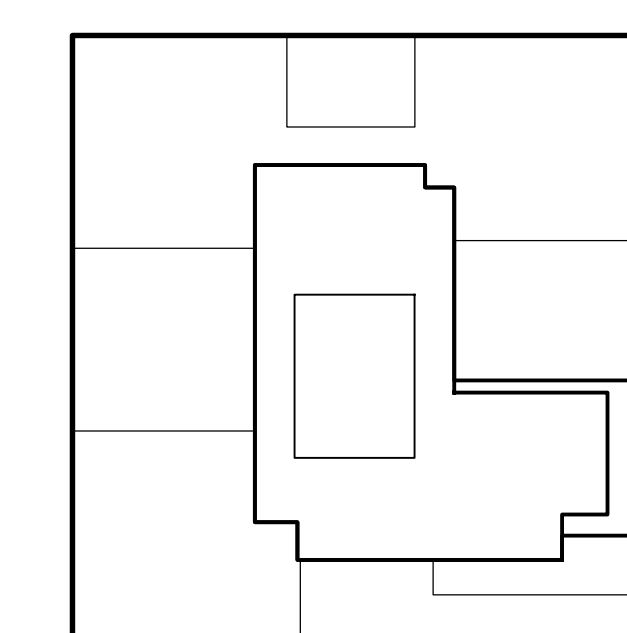
17. PRIOR TO START OF SOLDIER PILE INSTALLATION, LOCATE AND FILL OR REMOVE ALL ABANDONED SIDEWALK VAULTS AND MANHOLES AS FOLLOWS:
  - A. LOCATE ALL VAULTS BY MAKING EXPLORATORY HOLES IF NECESSARY. HOLES SHALL BE PLATED OVER AS NECESSARY.
  - B. FILL THE ABANDONED VAULTS THROUGH HATCHES AND THE DRILLED HOLES, USING FLOWABLE FILL. FILL SHALL BE PUMPED UNTIL IT COMPLETELY FILLS THE VAULT MAKING FULL BEARING CONTACT WITH THE VAULT ROOF.
  - C. TEMPORARILY RESTORE SIDEWALK AS REQUIRED.
18. INSTALL SOLDIER PILES IN PRE-DRILLED CASED HOLE AS FOLLOWS:
  - A. DRILL A 20 INCH DIAMETER OPEN END STEEL CASING TO THE TIP ELEVATION SHOWN, REMOVING SOIL FROM WITHIN THE CASING USING AN AUGER. EXTERNAL FLUSH WILL NOT BE PERMITTED. USE OF A DOWN HOLE HAMMER WILL NOT BE PERMITTED EXCEPT IF REQUIRED TO PENETRATE AN OBSTRUCTION THAT CANNOT BE PENETRATED BY THE AUGER. USE OF DOWNHOLE HAMMER MUST BE APPROVED BY THE ENGINEER RESPONSIBLE FOR SPECIAL INSPECTION OF EXCAVATION AND THE NYCT INSPECTOR.
  - B. PLACE H-BEAM IN CASED HOLE.
  - C. FILL CASING WITH AN EXCAVATABLE FLOWABLE FILL OR SAND.
  - D. WITHDRAW THE STEEL CASING.
  - E. THE LOCATION OF SOLDIER PILE AT ANY DEPTH ABOVE FINAL EXCAVATION SUBGRADE SHALL BE WITHIN  $\pm 3"$  OF ITS THEORETICAL PLAN LOCATION.
19. MISCELLANEOUS WORK DURING EXCAVATION:
  - A. EXISTING REMNANT FOUNDATION WALL SHALL BE DEMOLISHED IN STAGES. DO NOT UNDERMINE ADJACENT STRUCTURE OR SIDEWALK DURING DEMOLITION OF THE EXISTING REMNANT FOUNDATION WALL.
  - B. UPON COMPLETION OF EXCAVATION TO BOTTOM OF EXISTING ADJACENT BUILDING FOOTINGS, PROTECT OR RESTORE EXISTING WATERPROOFING.
20. DURING UNDERPINNING:
  - A. ONLY PITS HAVING THE SAME NUMERICAL DESIGNATION SHALL BE OPEN AT ANY ONE TIME. PITS OF THE SAME NUMERICAL DESIGNATION SHALL BE LOCATED A MINIMUM OF 20 FEET APART.
  - B. PITS OF THE NEXT NUMERICAL DESIGNATION SHALL NOT BE EXCAVATED UNTIL ALL PITS OF THE PREVIOUS NUMERICAL DESIGNATION ARE WEDGED AND DRYPACKED.
  - C. SEQUENCE UNDERPINNING WORK SUCH THAT PITS ARE EXCAVATED, CONCRETED AND DRYPACKED DURING THE SAME WORK WEEK. DO NOT LEAVE PITS OPEN OVER WEEK END OR HOLIDAYS.
  - D. EXCAVATION BELOW BOTTOM OF EXISTING FOOTING SHALL BE BY SHOVELS. CAREFULLY HAND TRIM FACE OF CUT TO MINIMIZE UNDERMINING ADJACENT PORTIONS OF THE EXISTING FOOTING OR SLAB. PROVIDE TIMBER LAGGING AS SHOWN IN THE PIT SHORING DETAIL AND GENERAL NOTE 24A.
  - E. ALL UNDERPINNING SHALL BEAR ON UNDISTURBED, DRY SUBGRADE. THE LAST SIX INCHES SHALL BE CAREFULLY EXCAVATED USING HAND SHOVEL TO MINIMIZE DISTURBANCE TO THE SOIL. THE ENGINEER RESPONSIBLE FOR THE SPECIAL INSPECTION OF UNDERPINNING SHALL INSPECT AND APPROVE THE SUBGRADE PRIOR TO CASTING CONCRETE.
  - F. WEDGING/SHIMMING AND DRYPACKING SHALL OCCUR AFTER UNDERPINNING CONCRETE HAS CURED MINIMUM 18 HOURS.
21. EXCAVATION AND BACKFILLING:
  - A. DO NOT EXCAVATE MORE THAN 2 FEET BEFORE INSTALLING TIMBER LAGGING. LEAVE 1-1/2" LOUVERS BETWEEN LAGGING BOARDS AND IMMEDIATELY BACKPACK VOIDS BEHIND THE LAGGING. WITHIN FIVE FEET OF THE SIDEWALK GRADE, LINE LOUVERS WITH HAY OR FILTER FABRIC TO ALLOW DRAINAGE OF SURFACE RUNOFF.
  - B. IN FRONT OF SOLDIER PILES, DO NOT EXCAVATE MORE THAN TWO FEET BELOW CENTERLINE OF WALKER PRIOR TO INSTALLING THE LATERAL BRACING. BEYOND THE WIDTH OF BERM SHOWN, DEEPER EXCAVATION MAY BE PERFORMED LEAVING A STABLE SLOPE (1:1.5).
22. LATERAL BRACING SHALL BE REMOVED AFTER THE FOUNDATIONS ARE CONSTRUCTED AND THE FOUNDATION CONCRETE HAS ACHIEVED COMPRESSIVE STRENGTH, AS SPECIFIED IN THE CONSTRUCTION SEQUENCE.
23. UPON COMPLETION OF FOUNDATION CONSTRUCTION TO STREET GRADE:
  - A. ALL SOLDIER PILES SHALL BE CUT AND REMOVED TO 4 FEET BELOW SIDEWALK GRADE.
  - B. ALL TIMBER LAGGING AND THE SOLDIER PILE BELOW 4 FEET SHALL REMAIN IN PLACE.
24. INSTRUMENTATION AND MONITORING REQUIREMENTS :
  - A. OPTICAL SURVEY :
    - i. THE TOP OF EVERY THIRD SOLDIER PILE SHALL BE OPTICALLY MONITORED FOR LATERAL AND VERTICAL MOVEMENT.
    - ii. THE STREET CURBS ALONG THE SIDES OF THE EXCAVATION SHALL BE OPTICALLY MONITORED FOR SETTLEMENT. ESTABLISH ONE SETTLEMENT MONITORING POINT ON THE CURB AT ABOUT 25 FEET ON CENTERS.
    - iii. ELEVATED R.R. STRUCTURE COLUMNS SHALL BE OPTICALLY MONITORED FOR LATERAL AND VERTICAL MOVEMENT.
    - iv. ADJACENT BUILDING SHALL BE MONITORED FOR SETTLEMENT AND LATERAL MOVEMENT.
    - v. TAKE BASELINE READINGS OF THE POINTS PRIOR TO INSTALLING SOLDIER PILES.
    - vi. DURING EXCAVATION PERFORM OPTICAL MONITORING OF ALL POINTS AT LEAST THREE TIMES EACH WEEK.
    - vii. UPON COMPLETION OF EXCAVATION AND UNTIL THE GROUND FLOOR OF THE BUILDING IS CONSTRUCTED, PERFORM READINGS ONCE PER WEEK.
  - B. PIEZOMETERS :
    - i. PROVIDE A MINIMUM OF TWO PIEZOMETERS TO VERIFY GROUNDWATER DRAWDOWN.
    - ii. MONITOR PIEZOMETERS AT LEAST TWICE A WEEK TO CONFIRM WATER IS MAINTAINED AT LEAST 2 FEET BELOW THE ELEVATION OF THE LOWEST EXCAVATION OR AT TOP OF ROCK WHERE ROCK IS ABOVE EXCAVATION BOTTOM.
  - C. SUBWAY MONITORING :
    - i. PROVIDE SEISMOGRAPHS WITH REMOTE READOUTS, AT LOCATIONS SHOWN, TO MONITOR VIBRATIONS IN THE SUBWAY.
    - ii. INSTALLATION OF SEISMOGRAPHS SHALL BE COORDINATED WITH THE NYCT.
    - iii. MONITOR VIBRATIONS CONTINUOUSLY DURING PILE INSTALLATION AND ROCK REMOVAL WITHIN 50 FEET OF THE SUBWAY. LIMITS ON VIBRATION WITHIN NYCT STRUCTURES IS SHOWN ON NYCT GENERAL NOTE 10. IF VIBRATION LIMITS ARE EXCEEDED, THEN THE CONTRACTOR SHALL MODIFY PILE INSTALLATION OR ROCK REMOVAL PROCEDURES AS REQUIRED.
  - D. ELEVATED R.R. STRUCTURE AND TA VENTS AND STAIRS MOVEMENT CRITERIA:
    - i. IF SETTLEMENT REACHES  $\frac{3}{4}"$ , IMMEDIATELY INFORM THE TA INSPECTOR AND INCREASE MONITORING FREQUENCY TO ONCE EACH WORK DAY.
    - ii. IF SETTLEMENT REACHES  $\frac{1}{4}"$ , IMMEDIATELY INFORM THE TA INSPECTOR AND STOP WORK.
  - E. BUILDING MOVEMENT CRITERIA:
    - i. IF THE BUILDING MOVEMENT REACHES  $\frac{1}{2}"$ , IMMEDIATELY INFORM THE ENGINEER.
    - ii. IF THE BUILDING MOVEMENT REACHES  $\frac{3}{4}"$ , IMMEDIATELY INFORM THE ENGINEER AND STOP WORK. WORK SHALL RESUME UPON APPROVAL BY THE ENGINEER.
  - F. PROVIDE A WRITTEN COPY OF ALL READINGS TO THE ENGINEER WITHIN 24 HOURS OF THE READINGS. ADD PLOTS OF ALL DATA VS TIME.

**NOTES:**

1. FOR NYCT GENERAL NOTES AND INSURANCE REQUIREMENTS, REFER TO DRAWING SOE-006.

**LIST OF REQUIRED NYC DOB SPECIAL INSPECTIONS:**

1. EXCAVATION – SHEETING, SHORING AND BRACING.
2. UNDERPINNING
3. SUBGRADE INSPECTION
4. DEEP FOUNDATION ELEMENTS



**NOTES:**

| Number | Date       | Revision                                     |
|--------|------------|--|
| -      | 2-14-2017  | ISSUED FOR DOB                               |
| -      | 11-11-2016 | 100% FOUNDATION BID SET / DESIGN DEVELOPMENT |
| -      | 5-20-2016  | TA RESUBMITTAL                               |
| -      | 4-8-2016   | ISSUED FOR BID                               |
| -      | 4-1-2016   | TA RESUBMITTAL                               |
| -      | 2-5-2016   | TA RESUBMITTAL                               |

**Project:**  
**City View Tower at Court Square**  
23-15 44th Drive  
Long Island City, NY 11101

**Client:**  
**Cityview Tower LLC**  
112-15 NORTHERN BLVD, CF-2  
CORONA, NY 11368  
(718) 321-8652

**Architect:**  
**HILL | WEST ARCHITECTS**  
11 BROADWAY  
17TH FLOOR  
NEW YORK, NY 10004  
T. 212 213 8907

**Consultant:**  
**DESIMONE CONSULTING ENGINEERS**  
140 Broadway 25th Floor  
New York, NY, 10005  
(212) 532-2211  
**Cosentini Associates**  
Two Pennsylvania Plaza, 3rd Fl.,  
New York, NY 10121  
(212) 615-3600  
**Whitehall**  
11 Broadway, 17th Floor  
New York, NY 10004  
(212) 908-4940

**DOB STAMPS & SIGNATURES:**

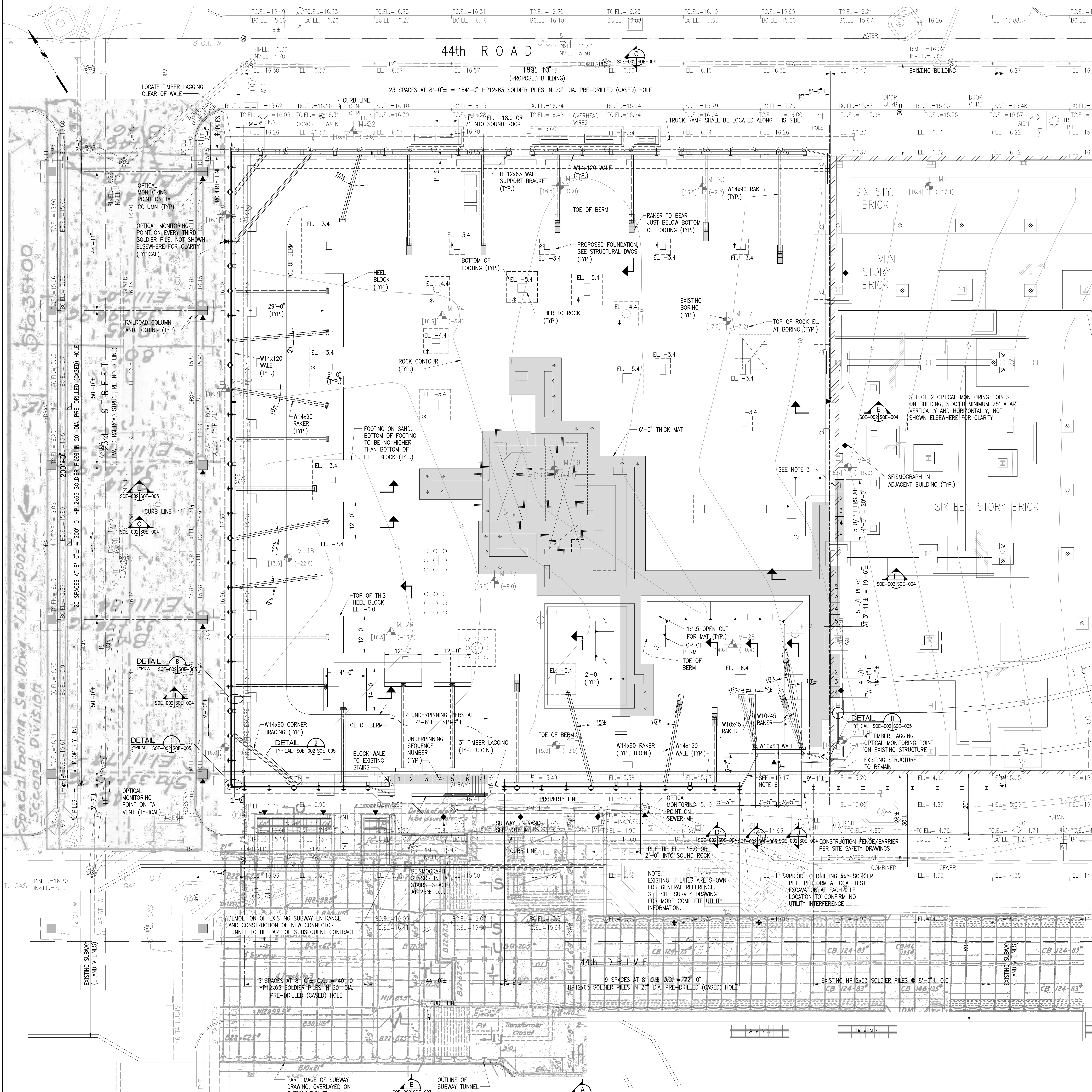
**DWG TITLE:**  
**SUPPORT OF EXCAVATION GENERAL NOTES**

**SEAL & SIGNATURE:** DATE: 2-5-2016

PROJECT #: 12634

SCALE: 3/32" = 1'-0"

DOE-01.05.dwg  
SEAL OF STATE OF NEW YORK  
2016  
**SOE-001.00**  
DWG NO. XX OF 58



44th ROAD  
 189'-10" (PROPOSED BUILDING)  
 23 SPACES AT 8'-0" ± = 184'-0" HP12x63 SOLDIER PILES IN 20" DIA. PRE-DRILLED (CASED) HOLE

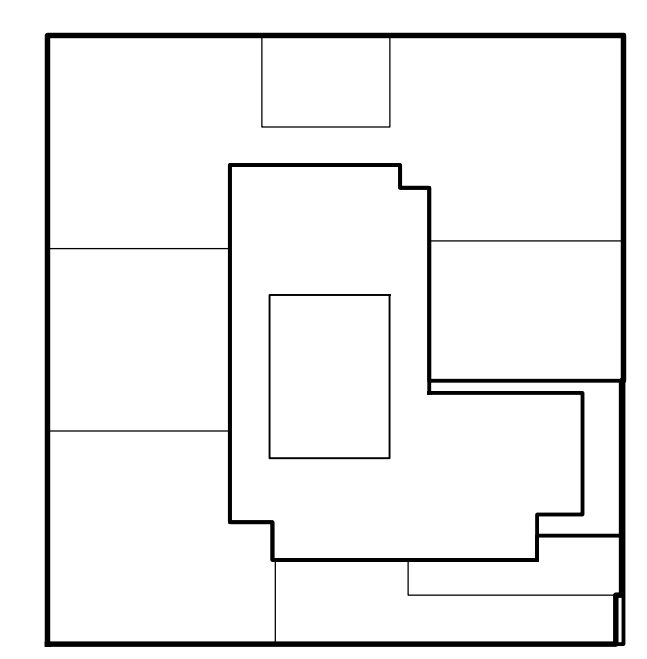
PLAN  
 SCALE: 3/32" = 1'-0"

- NOTES:**
- FOR GENERAL NOTES, SEE DRAWING NO. SOE-001.
  - FOR CONSTRUCTION SEQUENCE, SEE DRAWING NO. SOE-003.
  - PRIOR TO UNDERPINNING, CONTRACTOR SHALL PERFORM A LOCAL TEST EXCAVATION OR DRILLING TO CONFIRM TOP OF ROCK ELEVATION AT NORTH EDGE OF PROPOSED MAT. FINAL EXTENT OF UNDERPINNING AND BRACING TO BE ESTABLISHED BASED ON ACTUAL TOP OF ROCK. TIEBACKS MAY BE REQUIRED.
  - SUBWAY ENTRANCE TO BE DEMOLISHED AND NEW ENTRANCE TO BE CONSTRUCTED, SEE ARCHITECTURAL AND STRUCTURAL DRAWINGS.
  - FOOTING ELEVATIONS ARE SHOWN FOR REFERENCE ONLY. SEE STRUCTURAL DRAWINGS FOR DETAILED INFORMATION.
  - FOR 0 TO 10 FEET BELOW GRADE USE ONE (1) 4" THICK TIMBER LAGGING AND FOR DEEPER THAN 10 FEET USE TWO (2) 4" THICK TIMBER LAGGING.

CONTRACTOR SHALL SUBMIT DEWATERING SYSTEM DESIGN AND SHOP DRAWINGS TO THE NYCT FOR REVIEW AND APPROVAL PRIOR TO START OF DEWATERING.

\* FOOTINGS AND PIERS NOTED AS THUS SHALL BE CONSTRUCTED PRIOR TO CONSTRUCTING RAKER HEEL BLOCKS OR FOOTINGS USED TO SUPPORT RAKERS. ANY DISTURBED SOIL BEHIND HEEL BLOCKS AND FOOTINGS SHALL BE EXCAVATED AND REPLACED WITH FLOWABLE FILL.

- LEGEND:**
- ▼ - OPTICAL MONITORING POINT
  - ◆ - SEISMOGRAPH



KEY PLAN

- NOTES:**
- FOR GENERAL NOTES, SEE DRAWING NO. SOE-001.
  - FOR CONSTRUCTION SEQUENCE, SEE DRAWING NO. SOE-003.
  - PRIOR TO UNDERPINNING, CONTRACTOR SHALL PERFORM A LOCAL TEST EXCAVATION OR DRILLING TO CONFIRM TOP OF ROCK ELEVATION AT NORTH EDGE OF PROPOSED MAT. FINAL EXTENT OF UNDERPINNING AND BRACING TO BE ESTABLISHED BASED ON ACTUAL TOP OF ROCK. TIEBACKS MAY BE REQUIRED.
  - SUBWAY ENTRANCE TO BE DEMOLISHED AND NEW ENTRANCE TO BE CONSTRUCTED, SEE ARCHITECTURAL AND STRUCTURAL DRAWINGS.
  - FOOTING ELEVATIONS ARE SHOWN FOR REFERENCE ONLY. SEE STRUCTURAL DRAWINGS FOR DETAILED INFORMATION.
  - FOR 0 TO 10 FEET BELOW GRADE USE ONE (1) 4" THICK TIMBER LAGGING AND FOR DEEPER THAN 10 FEET USE TWO (2) 4" THICK TIMBER LAGGING.

CONTRACTOR SHALL SUBMIT DEWATERING SYSTEM DESIGN AND SHOP DRAWINGS TO THE NYCT FOR REVIEW AND APPROVAL PRIOR TO START OF DEWATERING.

| Date       | Revision                                       |
|------------|--|
| 2-14-2017  | ISSUED FOR BOB                                 |
| 11-11-2016 | 100% FOUNDATION SET / SET / DESIGN DEVELOPMENT |
| 5-20-2016  | TA RESUBMITTAL                                 |
| 4-8-2016   | ISSUED FOR BOB                                 |
| 4-1-2016   | TA RESUBMITTAL                                 |
| 2-5-2016   | TA RESUBMITTAL                                 |

Project:  
**City View Tower at Court Square**  
 23-15 44th Drive  
 Long Island City, NY 11101

Client:  
**Cityview Tower LLC**  
 112-15 NORTHERN BLVD, CF-2  
 CORONA, NY 11368  
 (718) 321-8652

Architect:  
**HILL | WEST**  
 ARCHITECTS  
 11 BROADWAY  
 17TH FLOOR  
 NEW YORK, NY 10004  
 T. 212 213 8007

Consultant:  
**DESIMONE CONSULTING ENGINEERS**  
 140 Broadway 25th Floor  
 New York, NY 10005  
 (212) 532-2211  
**Cosentini Associates**  
 Two Pennsylvania Plaza, 3rd Fl.,  
 New York, NY 10121  
 (212) 615-3600  
**Whitehall**  
 11 Broadway, 17th Floor  
 New York, NY 10004  
 (212) 908-4840

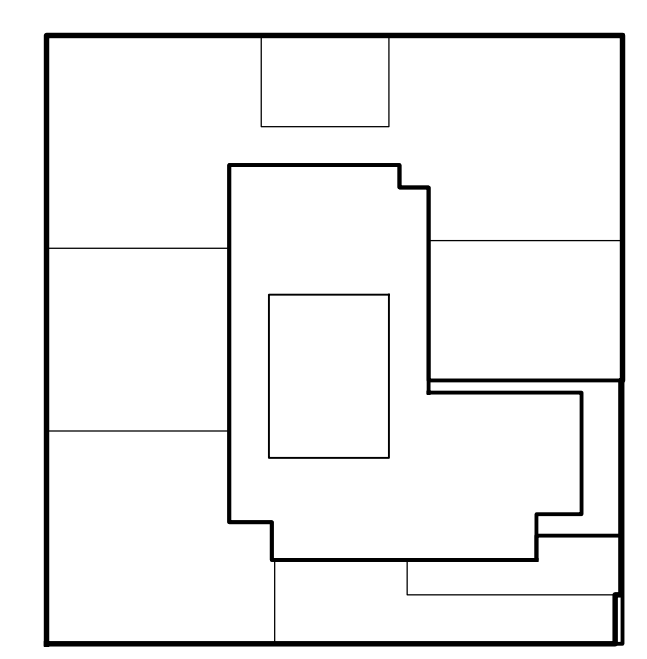
DOB STAMPS & SIGNATURES:

DWG TITLE:  
**SUPPORT OF EXCAVATION PLAN**

SEAL & SIGNATURE: [Signature] DATE: 2-5-2016  
 PROJECT #: 12634  
 SCALE: 3/32" = 1'-0"  
**SOE-002.00**  
 DWG NO. XX OF 08

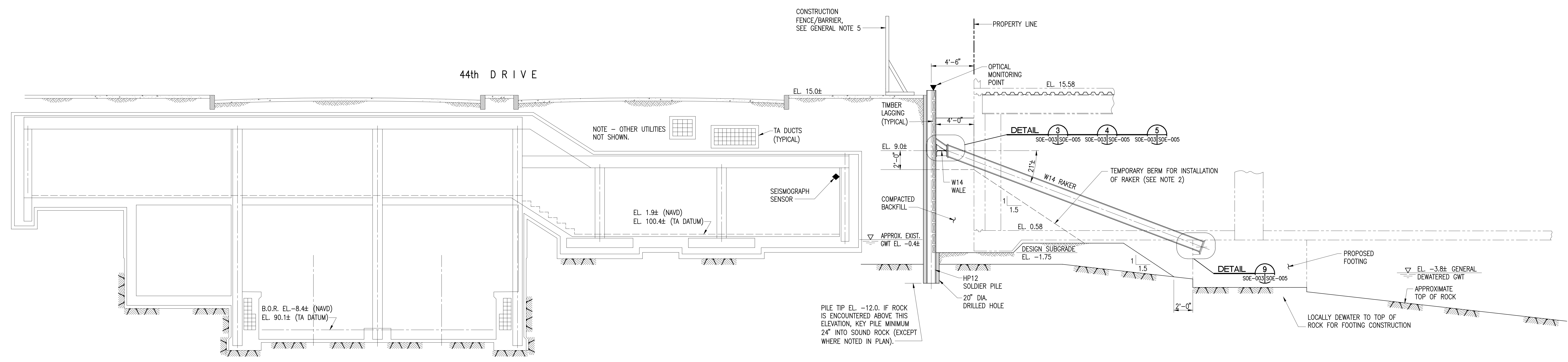
**MUESER RUTLEDGE CONSULTING ENGINEERS**  
 14 PENN PLAZA -- 225 WEST 34TH STREET, NEW YORK, NY 10122



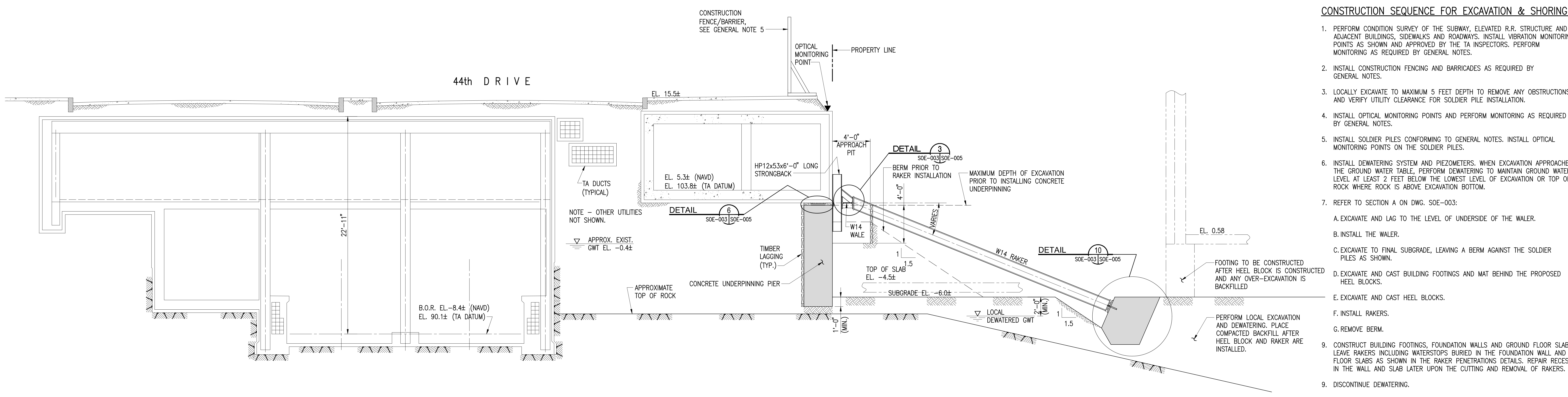


**KEY PLAN**

**NOTES:**



**SECTION A**  
SCALE: 1/4"=1'-0" SOE-002/SOE-003



**SECTION B**  
SCALE: 1/4"=1'-0" SOE-002/SOE-003

**CONSTRUCTION SEQUENCE FOR EXCAVATION & SHORING :**

- PERFORM CONDITION SURVEY OF THE SUBWAY, ELEVATED R.R. STRUCTURE AND ADJACENT BUILDINGS, SIDEWALKS AND ROADWAYS. INSTALL VIBRATION MONITORING POINTS AS SHOWN AND APPROVED BY THE TA INSPECTORS. PERFORM MONITORING AS REQUIRED BY GENERAL NOTES.
- INSTALL CONSTRUCTION FENCING AND BARRICADES AS REQUIRED BY GENERAL NOTES.
- LOCALLY EXCAVATE TO MAXIMUM 5 FEET DEPTH TO REMOVE ANY OBSTRUCTIONS AND VERIFY UTILITY CLEARANCE FOR SOLDIER PILE INSTALLATION.
- INSTALL OPTICAL MONITORING POINTS AND PERFORM MONITORING AS REQUIRED BY GENERAL NOTES.
- INSTALL SOLDIER PILES CONFORMING TO GENERAL NOTES. INSTALL OPTICAL MONITORING POINTS ON THE SOLDIER PILES.
- INSTALL DEWATERING SYSTEM AND PIEZOMETERS. WHEN EXCAVATION APPROACHES THE GROUND WATER TABLE, PERFORM DEWATERING TO MAINTAIN GROUND WATER LEVEL AT LEAST 2 FEET BELOW THE LOWEST LEVEL OF EXCAVATION OR TOP OF ROCK WHERE ROCK IS ABOVE EXCAVATION BOTTOM.
- REFER TO SECTION A ON DWG. SOE-003:
  - EXCAVATE AND LAG TO THE LEVEL OF UNDERSIDE OF THE WALER.
  - INSTALL THE WALER.
  - EXCAVATE TO FINAL SUBGRADE, LEAVING A BERM AGAINST THE SOLDIER PILES AS SHOWN.
  - EXCAVATE AND CAST BUILDING FOOTINGS AND MAT BEHIND THE PROPOSED HEEL BLOCKS.
  - EXCAVATE AND CAST HEEL BLOCKS.
  - INSTALL RAKERS.
  - REMOVE BERM.
  - CONSTRUCT BUILDING FOOTINGS, FOUNDATION WALLS AND GROUND FLOOR SLAB. LEAVE RAKERS INCLUDING WATERSTOPS BURIED IN THE FOUNDATION WALL AND FLOOR SLABS AS SHOWN IN THE RAKER PENETRATIONS DETAILS. REPAIR RECESS IN THE WALL AND SLAB LATER UPON THE CUTTING AND REMOVAL OF RAKERS.
  - DISCONTINUE DEWATERING.
  - AFTER FOUNDATION WALLS AND SLABS ACHIEVE DESIGN STRENGTH, PLACE COMPACTED BACKFILL BEHIND FOUNDATION WALLS TO THE UNDERSIDE OF THE RAKER LEVEL. DO NOT REMOVE TIMBER LAGGING. REMOVE RAKERS AND WALERS.
  - COMPLETE BACKFILLING TO 4 FEET BELOW SIDEWALK GRADE. DO NOT REMOVE TIMBER LAGGING.
  - CUT AND REMOVE PORTION OF SOLDIER PILES AND TIMBER LAGGING TO 4 FEET BELOW SIDEWALK GRADE. PORTION OF SOLDIER PILES BELOW SHALL REMAIN ABANDONED IN PLACE.
  - COMPLETE BACKFILLING TO GRADE.

**NOTES:**

- FOR GENERAL NOTES, SEE DRAWING SOE-001.
- WHERE BERM INTERFERES WITH RAKER INSTALLATION, LOCALLY EXCAVATE AS NEEDED.

| Number | Date       | Revision                                    |
|--------|------------|---|
| 1      | 2-14-2017  | ISSUED FOR DOB                              |
| 2      | 11-11-2016 | 100% FOUNDATION BE SET / DESIGN DEVELOPMENT |
| 3      | 5-20-2016  | TA RESUBMITTAL                              |
| 4      | 4-8-2016   | ISSUED FOR BID                              |
| 5      | 4-1-2016   | TA RESUBMITTAL                              |
| 6      | 2-5-2016   | TA RESUBMITTAL                              |

Project:  
**City View Tower at Court Square**  
23-15 44th Drive  
Long Island City, NY 11101

Client:  
**Cityview Tower LLC**  
112-15 NORTHERN BLVD, CF-2  
CORONA, NY 11368  
(718) 321-8652

Architect:  
**HILL | WEST ARCHITECTS**  
11 BROADWAY  
17TH FLOOR  
NEW YORK, NY 10004  
T. 212 213 8007

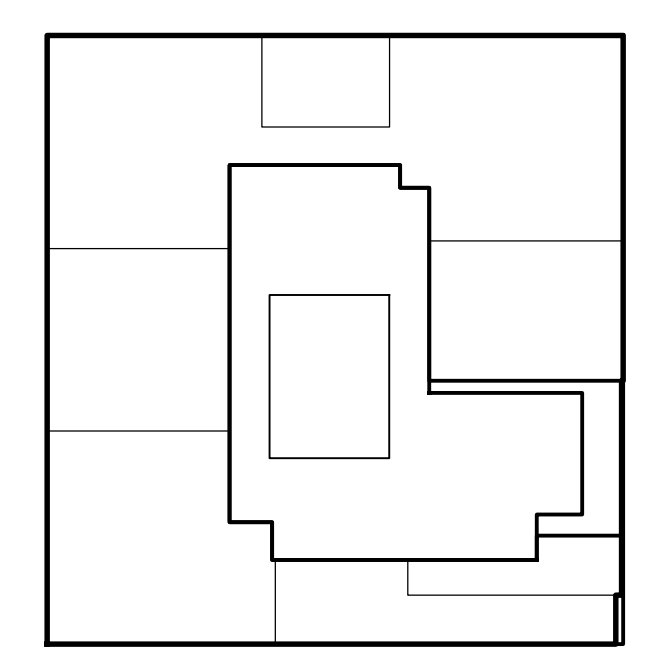
Consultant:  
**DESIMONE CONSULTING ENGINEERS**  
140 Broadway 25th Floor  
New York, NY, 10005  
(212) 532-2211  
**Cosentini Associates**  
Two Pennsylvania Plaza, 3rd FL.,  
New York, NY 10121  
(212) 615-3600  
**Whitehall**  
11 Broadway, 17th Floor  
New York, NY 10004  
(212) 908-4840

DOB STAMPS & SIGNATURES:

DWG TITLE:  
**SUPPORT OF EXCAVATION SECTIONS**

SEAL & SIGNATURE: DATE: 2-5-2016  
PROJECT #: 12634  
SCALE: 3/32"=1'-0"  
**SOE-003.00**  
DWG NO. XX OF 58

**MUESER RUTLEDGE CONSULTING ENGINEERS**  
14 PENN PLAZA - 225 WEST 34TH STREET, NEW YORK, NY 10122



**KEY PLAN**

**NOTES:**

| Date       | Revision                                     |
|------------|--|
| 2-14-2017  | ISSUED FOR DOB                               |
| 11-11-2016 | 100% FOUNDATION BID SET / DESIGN DEVELOPMENT |
| 5-20-2016  | TA RESUBMITTAL                               |
| 4-8-2016   | ISSUED FOR BID                               |
| 4-1-2016   | TA RESUBMITTAL                               |
| 2-5-2016   | TA SUBMITTAL                                 |

Project:  
**City View Tower at Court Square**  
 23-15 44th Drive  
 Long Island City, NY 11101

Client:  
**Cityview Tower LLC**  
 112-15 NORTHERN BLVD, CF-2  
 CORONA, NY 11368  
 (718) 321-8652

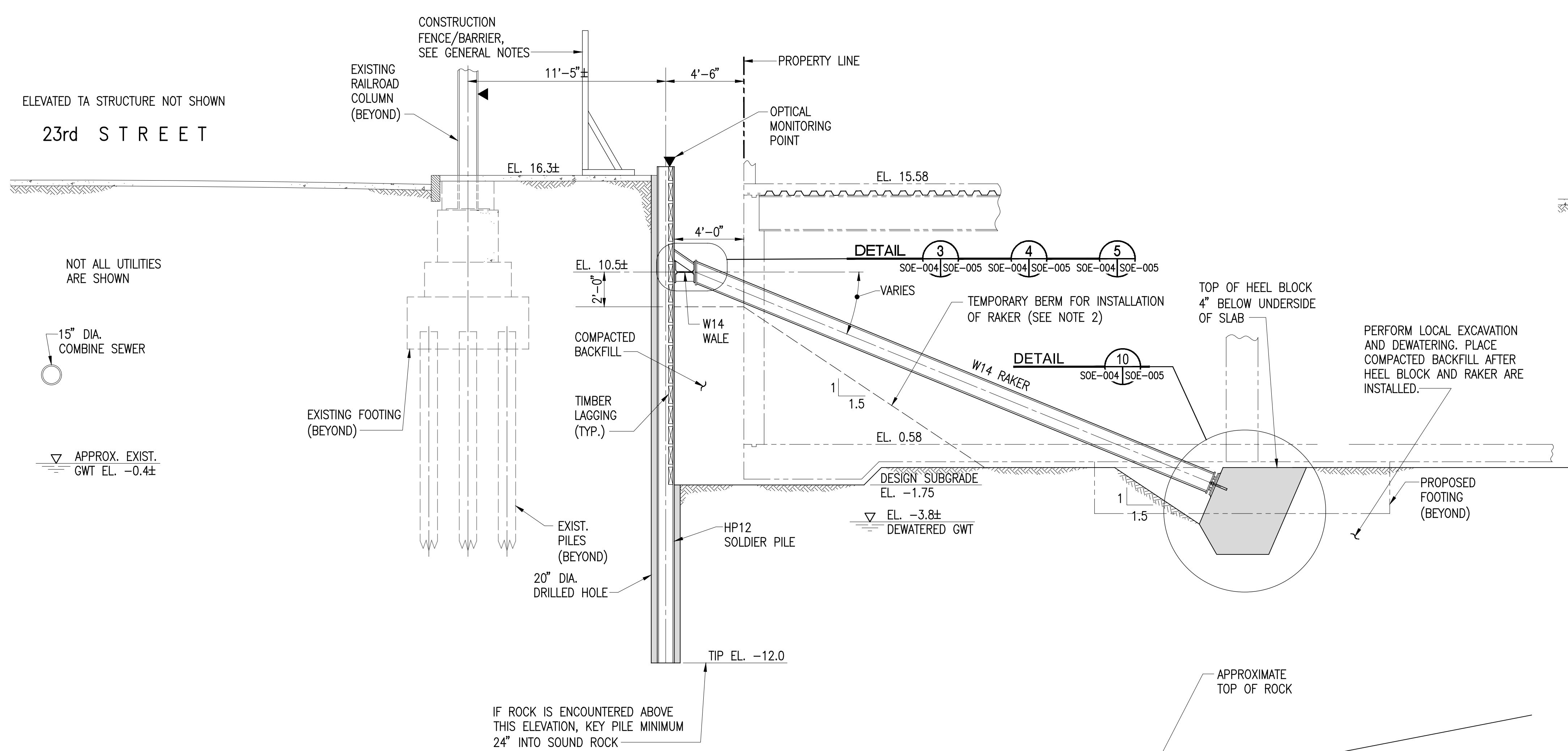
Architect:  
**HILL | WEST**  
 ARCHITECTS  
 11 BROADWAY  
 17TH FLOOR  
 NEW YORK, NY 10004  
 T. 212 213 8007

Consultant:  
**DESIMONE CONSULTING ENGINEERS**  
 140 Broadway 25th Floor  
 New York, NY, 10005  
 (212) 532-2211  
**Cosentini Associates**  
 Two Pennsylvania Plaza, 3rd Fl.,  
 New York, NY 10121  
 (212) 615-3600  
**Whitehall**  
 11 Broadway, 17th Floor  
 New York, NY 10004  
 (212) 908-4840

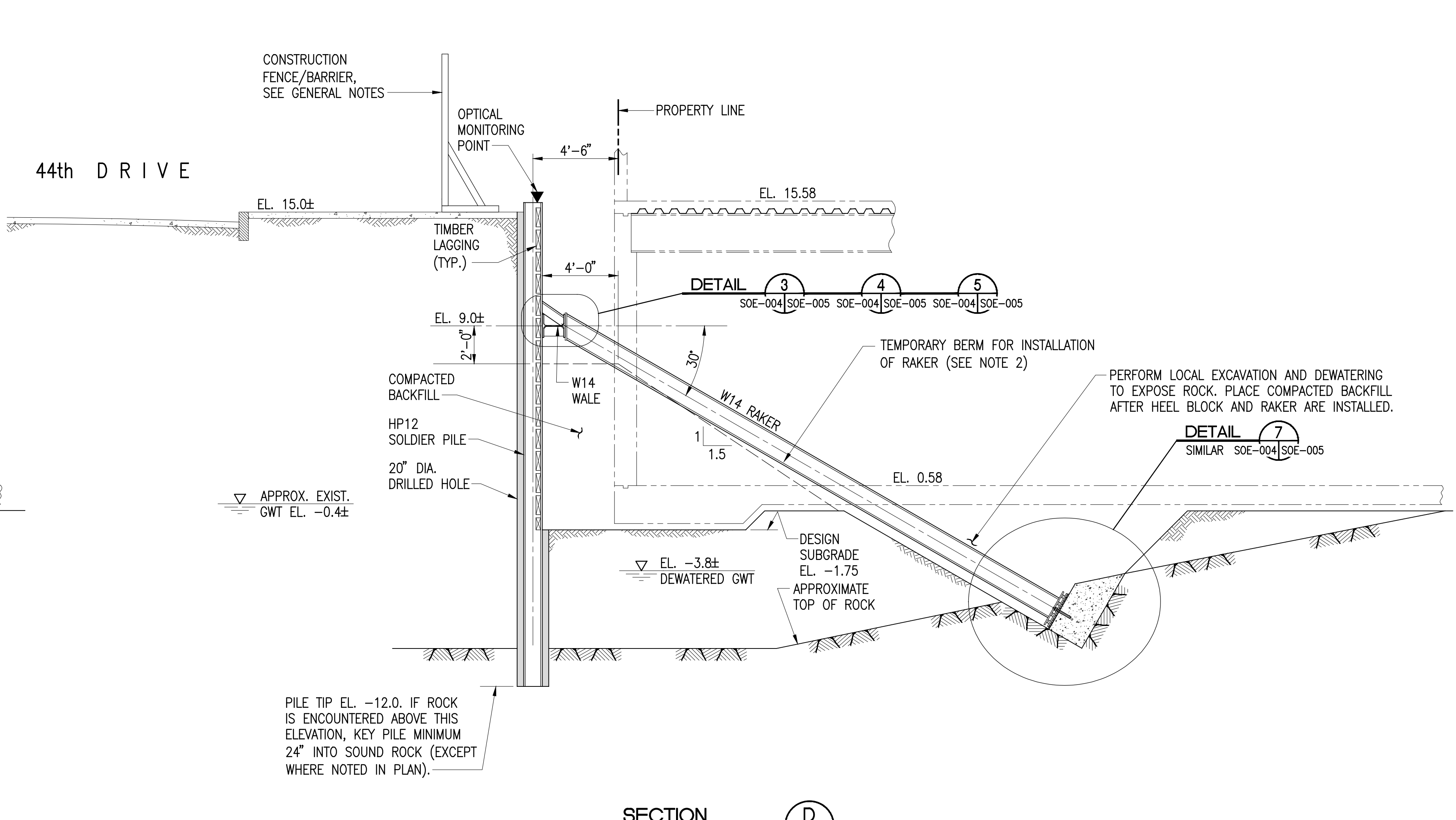
DOB STAMPS & SIGNATURES:

DWG TITLE:  
**SUPPORT OF EXCAVATION SECTIONS**

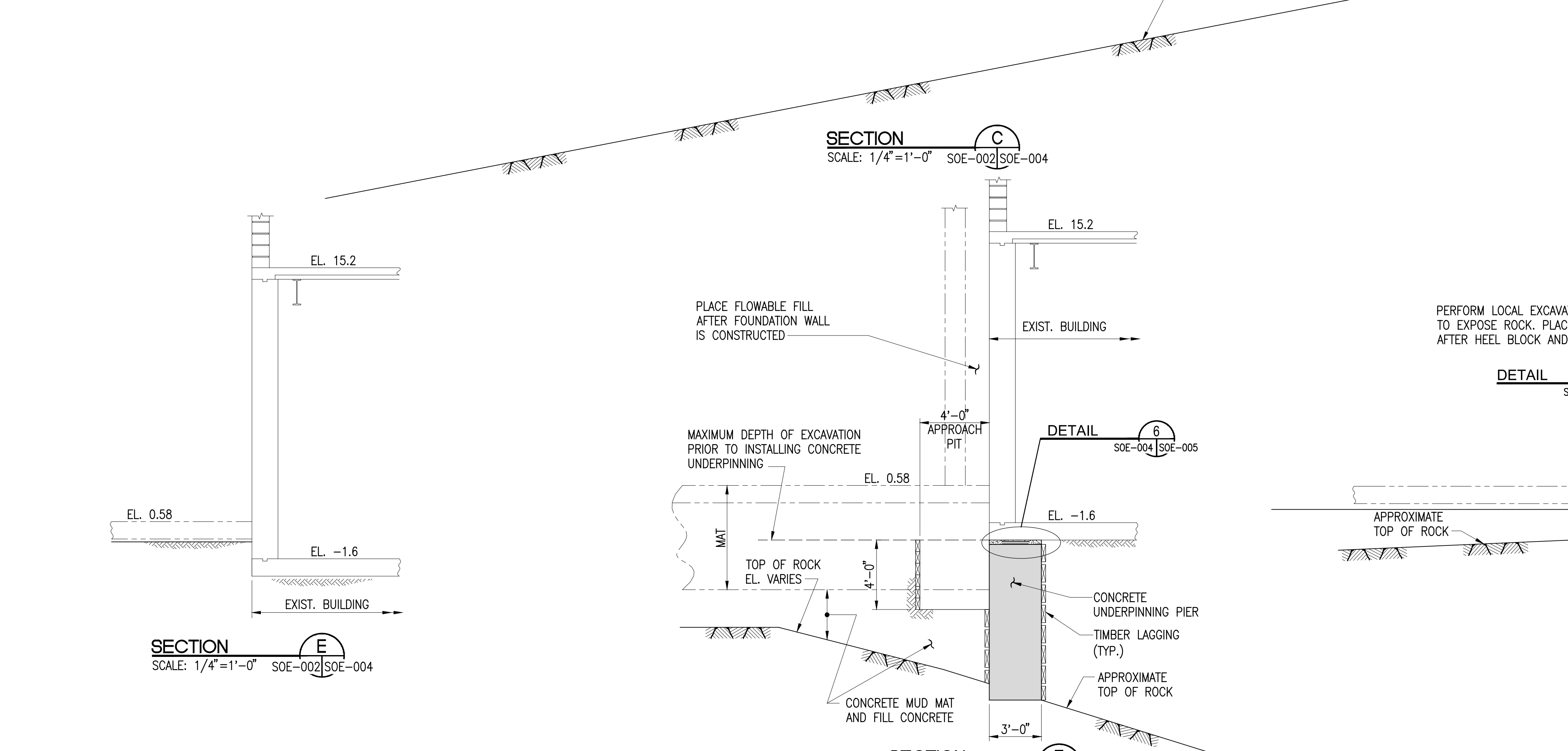
SEAL & SIGNATURE: [Signature] DATE: 2-5-2016  
 PROJECT #: 12634  
 SCALE: 3/2"=1'-0"  
**SOE-004.00**  
 DWG NO.



**SECTION C**  
 SCALE: 1/4"=1'-0" SOE-002|SOE-004

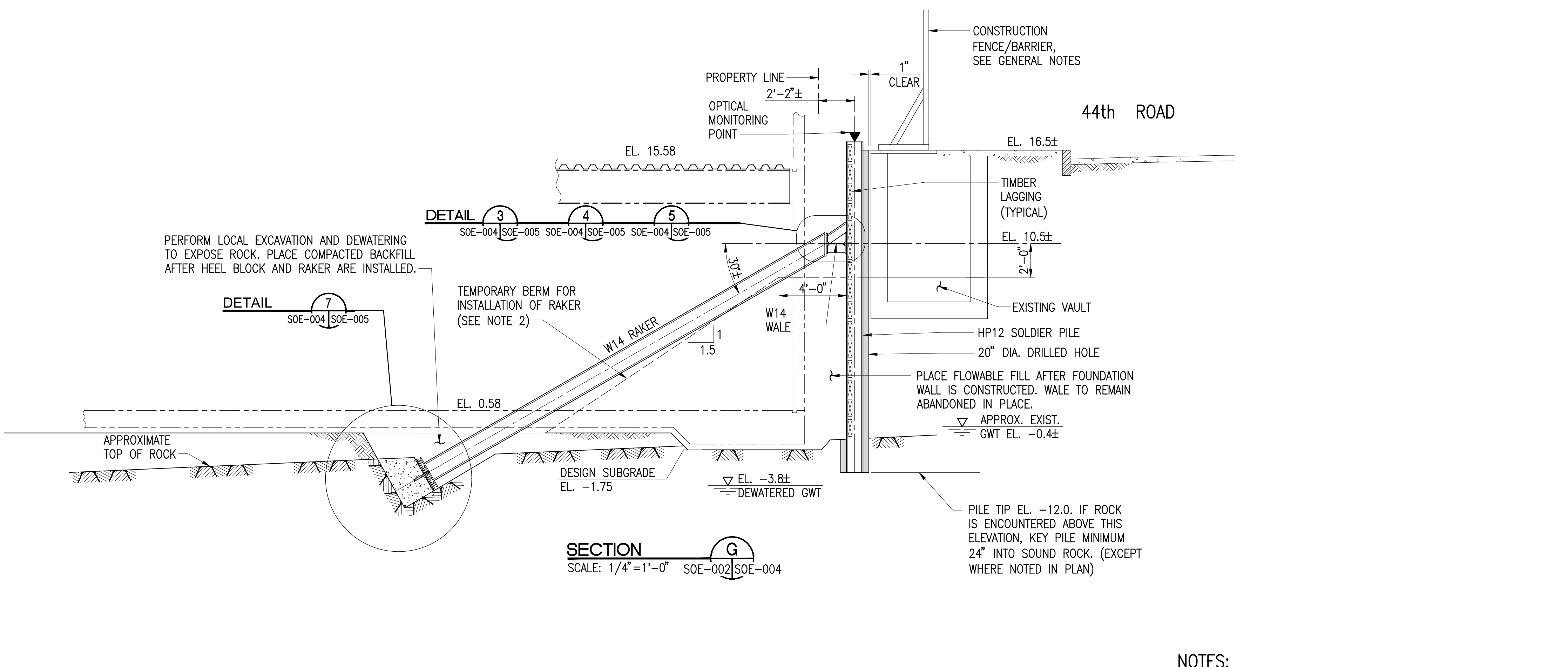


**SECTION D**  
 SCALE: 1/4"=1'-0" SOE-002|SOE-004

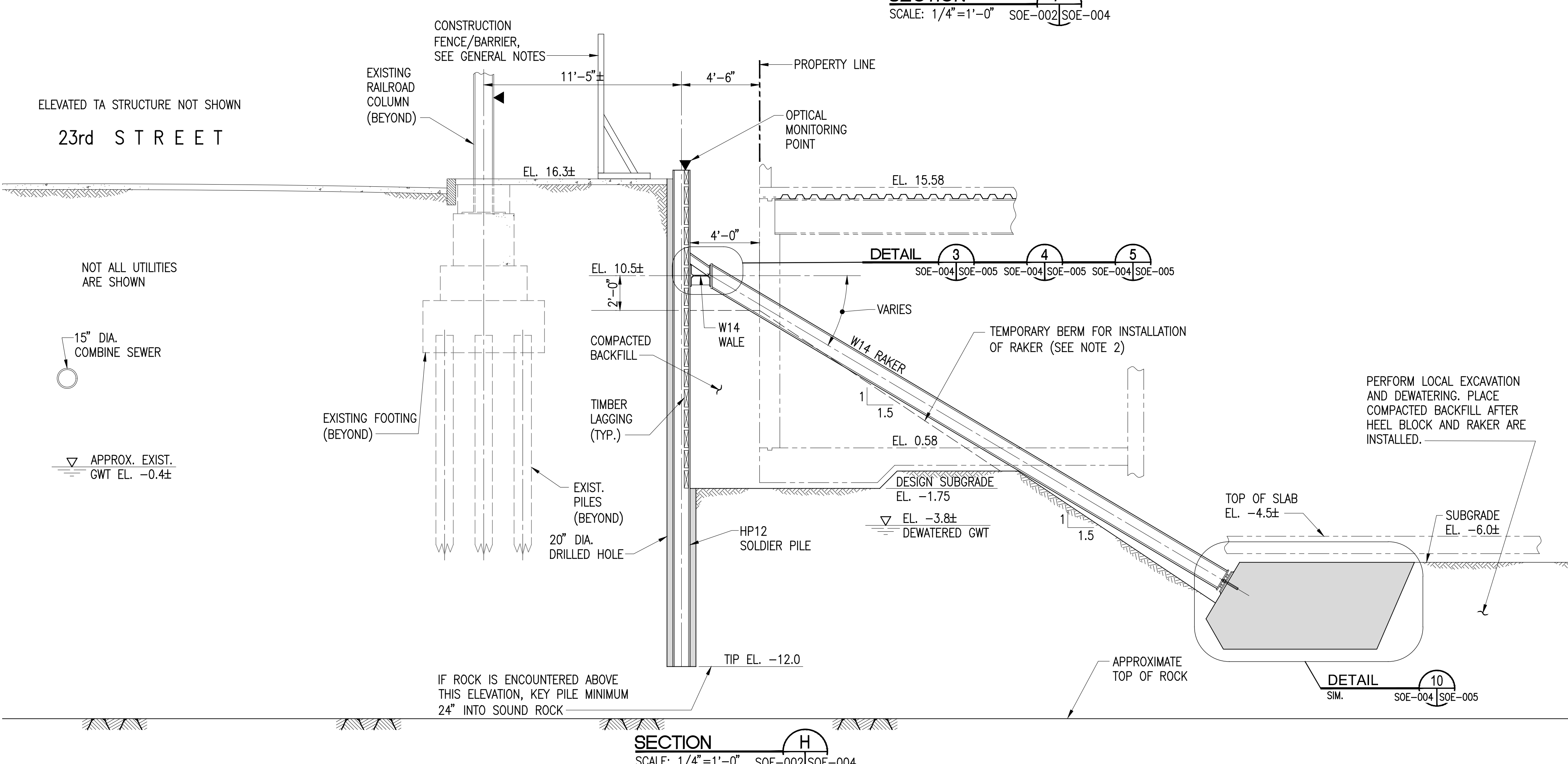


**SECTION E**  
 SCALE: 1/4"=1'-0" SOE-002|SOE-004

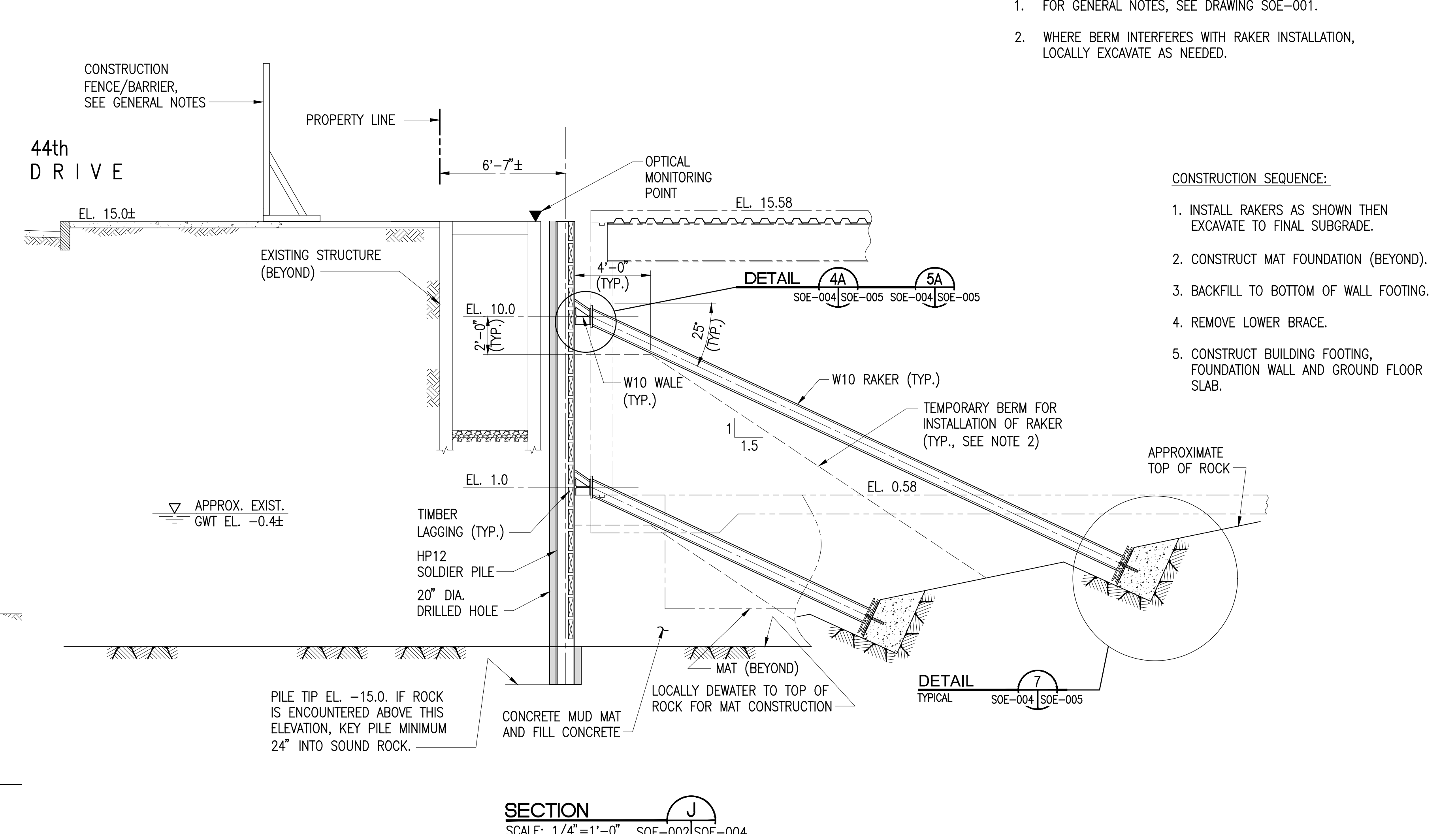
**SECTION F**  
 SCALE: 1/4"=1'-0" SOE-002|SOE-004



**SECTION G**  
 SCALE: 1/4"=1'-0" SOE-002|SOE-004



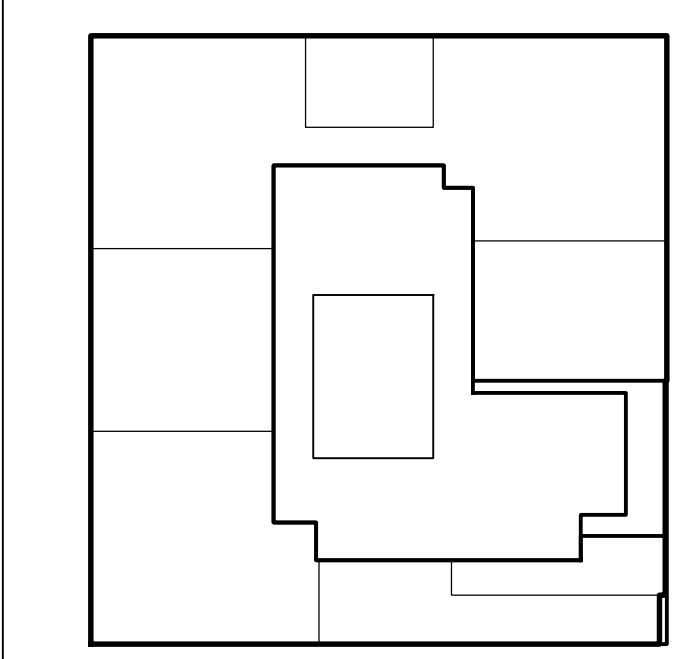
**SECTION H**  
 SCALE: 1/4"=1'-0" SOE-002|SOE-004



**SECTION J**  
 SCALE: 1/4"=1'-0" SOE-002|SOE-004

- NOTES:**
- FOR GENERAL NOTES, SEE DRAWING SOE-001.
  - WHERE BERM INTERFERES WITH RAKER INSTALLATION, LOCALLY EXCAVATE AS NEEDED.

- CONSTRUCTION SEQUENCE:**
- INSTALL RAKERS AS SHOWN THEN EXCAVATE TO FINAL SUBGRADE.
  - CONSTRUCT MAT FOUNDATION (BEYOND).
  - BACKFILL TO BOTTOM OF WALL FOOTING.
  - REMOVE LOWER BRACE.
  - CONSTRUCT BUILDING FOOTING, FOUNDATION WALL AND GROUND FLOOR SLAB.



KEY PLAN

NOTES:

|            |  |
|------------|--|
| 2-14-2017  | ISSUED FOR DOB                               |
| 11-11-2016 | 100% FOUNDATION BID SET / DESIGN DEVELOPMENT |
| 5-20-2016  | TA RESUBMITTAL                               |
| 4-8-2016   | ISSUED FOR BID                               |
| 4-1-2016   | TA RESUBMITTAL                               |
| 2-5-2016   | TA RESUBMITTAL                               |

Project:  
**City View Tower at Court Square**  
23-15 44th Drive  
Long Island City, NY 11101

Client:  
**Cityview Tower LLC**  
112-15 NORTHERN BLVD, CF-2  
CORONA, NY 11368  
(718) 321-8652

Architect:  
**HILL | WEST**  
ARCHITECTS  
140 BROADWAY  
17TH FLOOR  
NEW YORK, NY 10004  
T. 212 213 8007

Consultant:  
**DESIMONE CONSULTING ENGINEERS**  
140 Broadway 25th Floor  
New York, NY 10005  
(212) 532-2211

**Cosentini Associates**  
Two Pennsylvania Plaza, 3rd FL.,  
New York, NY 10121  
(212) 615-3600

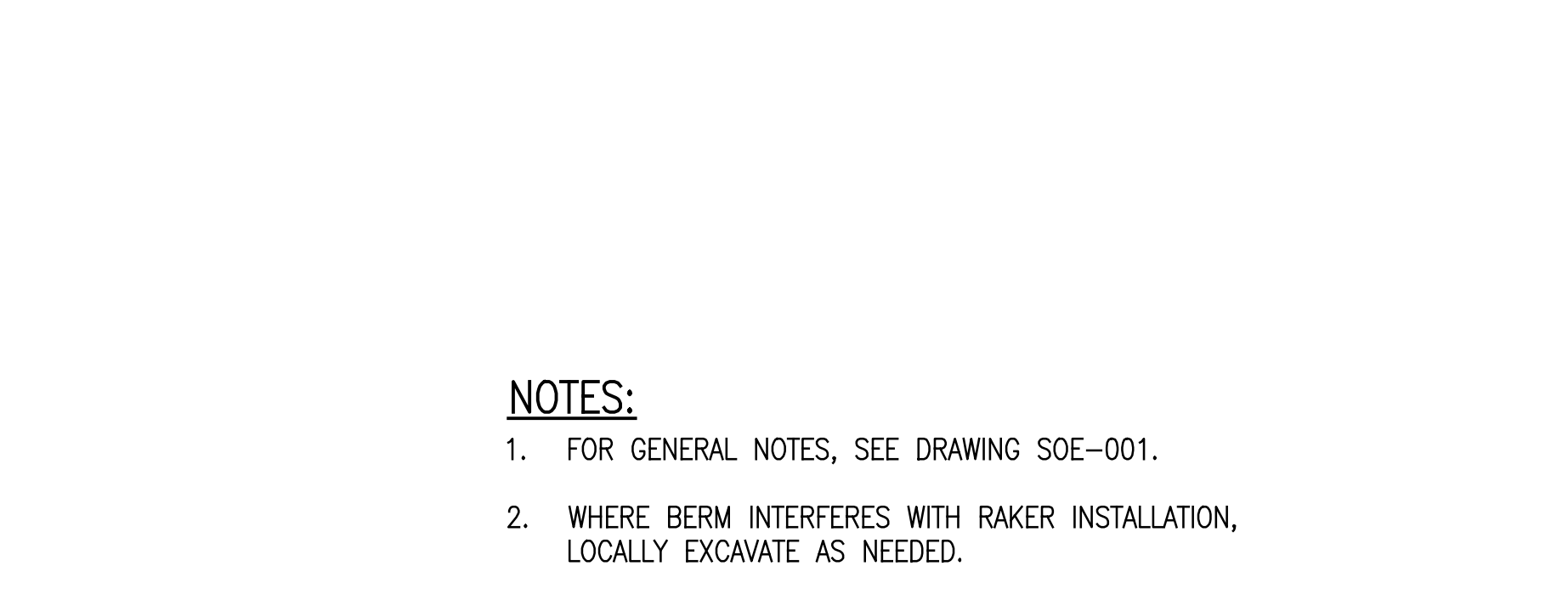
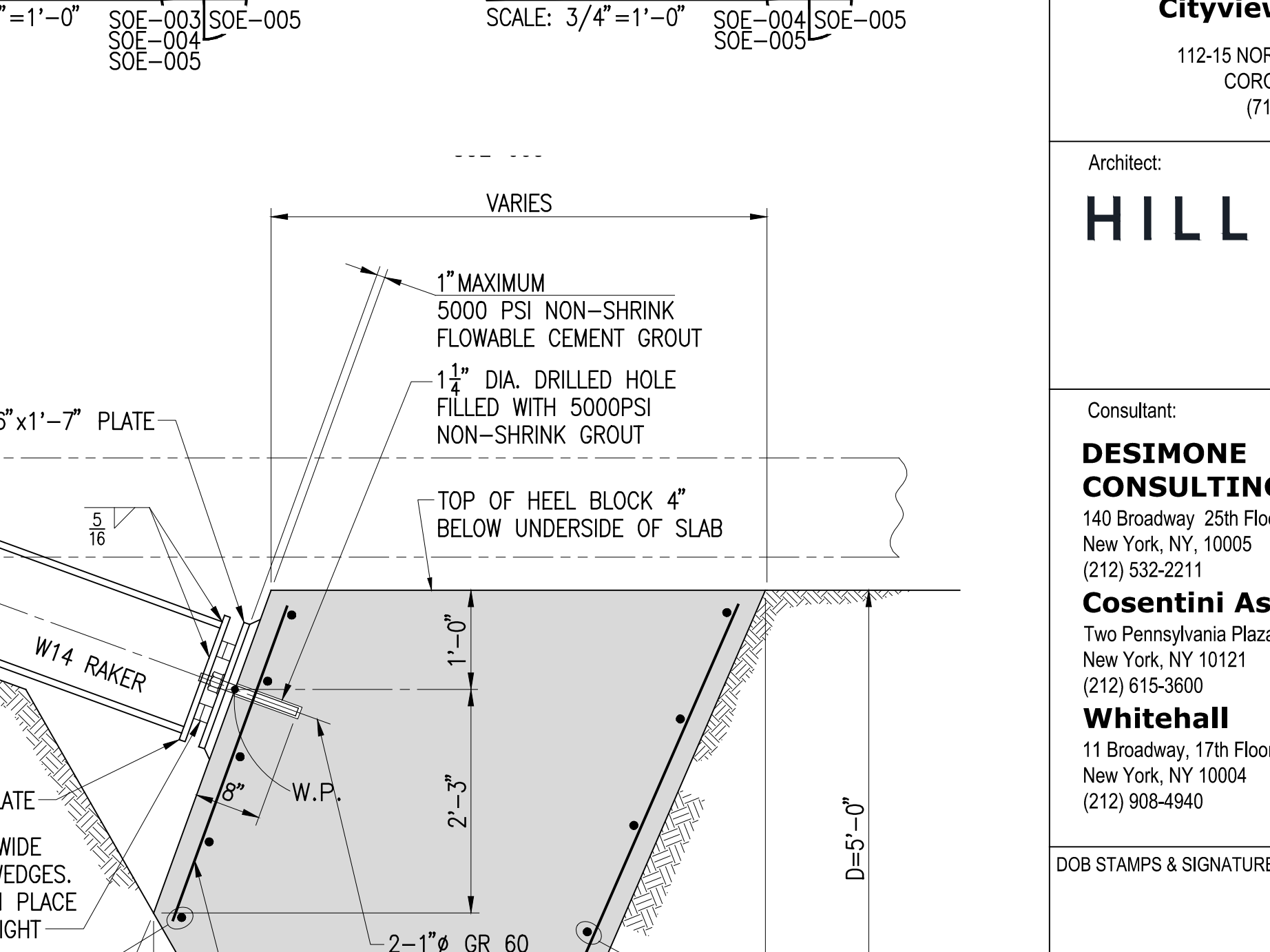
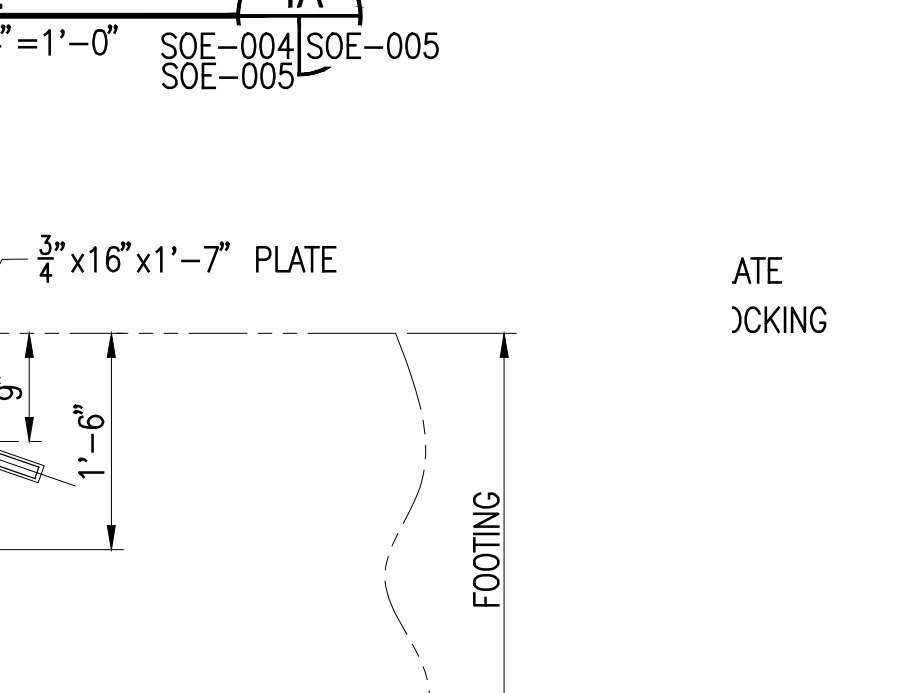
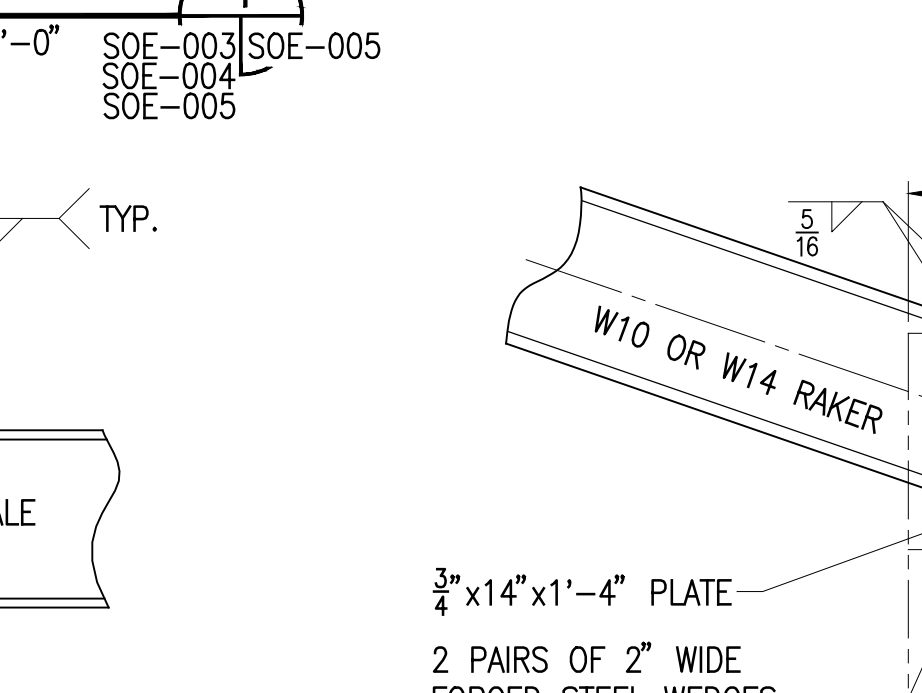
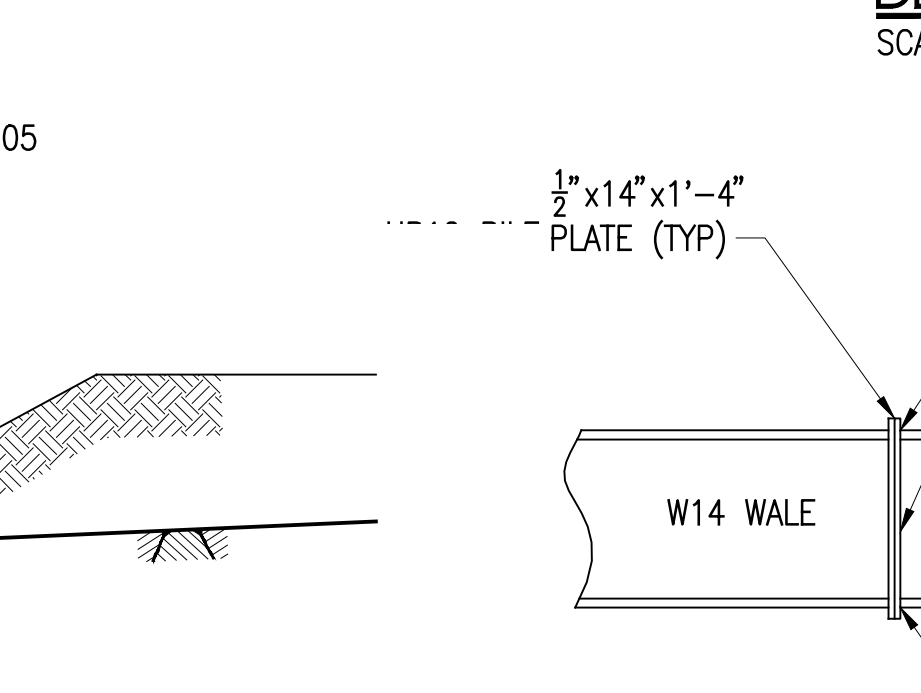
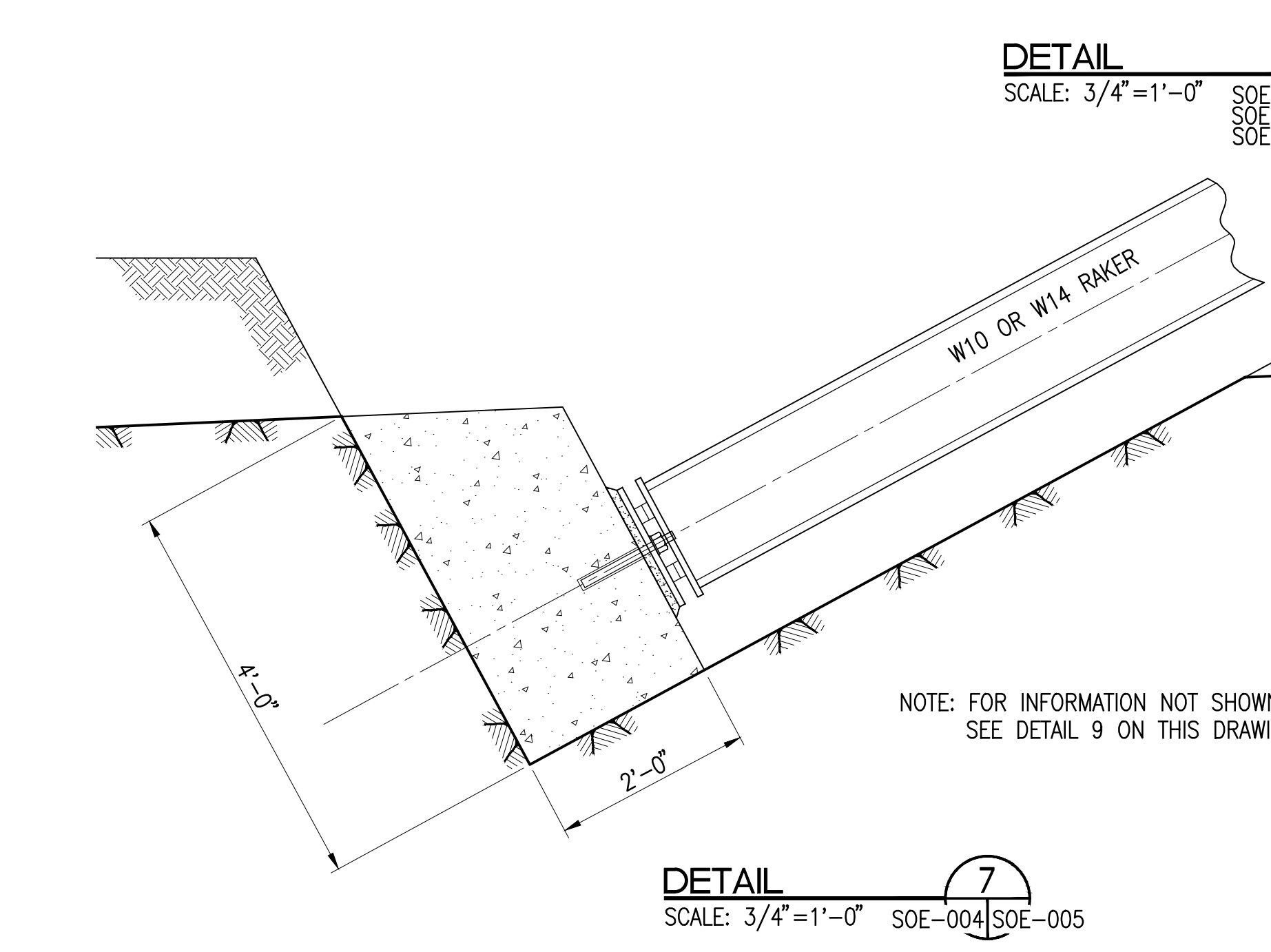
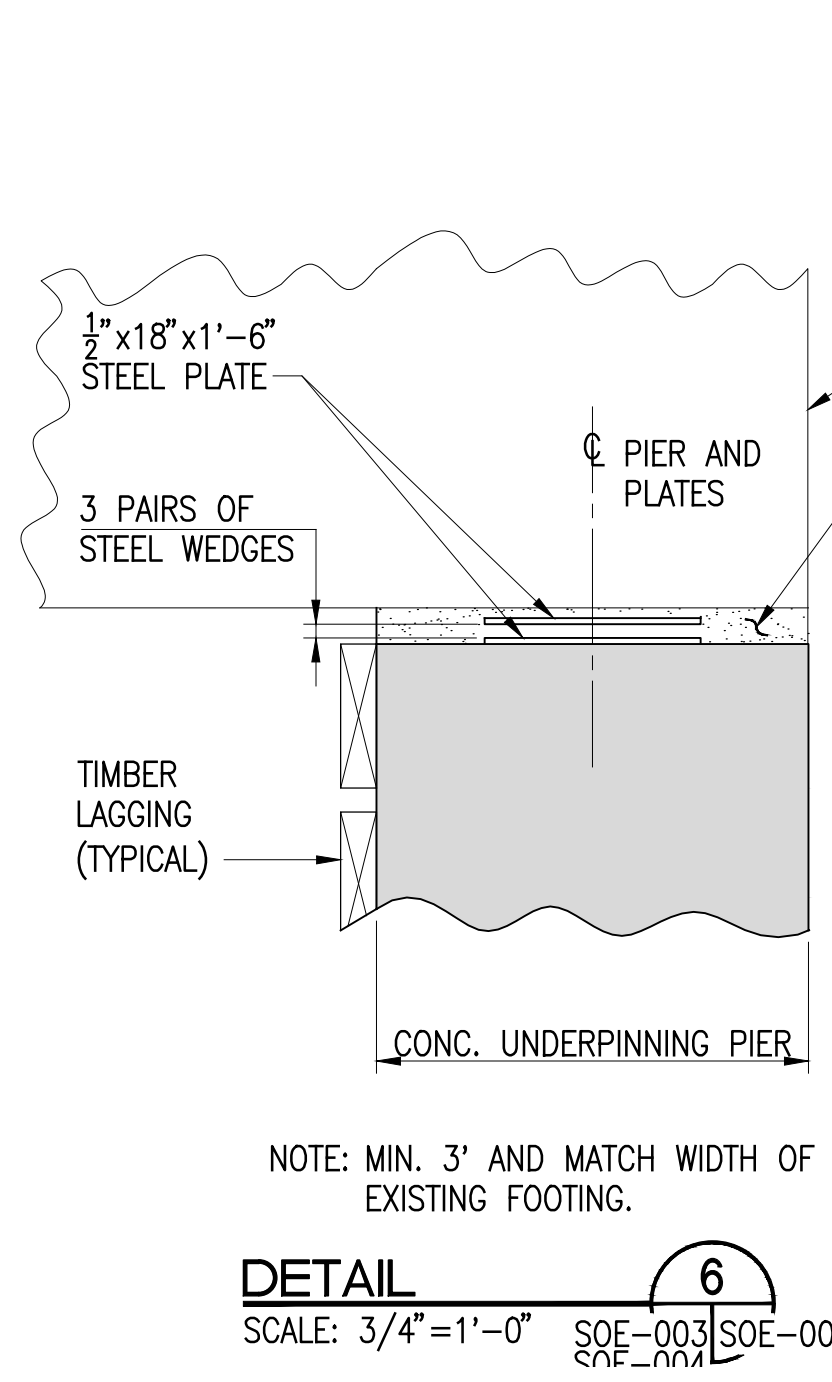
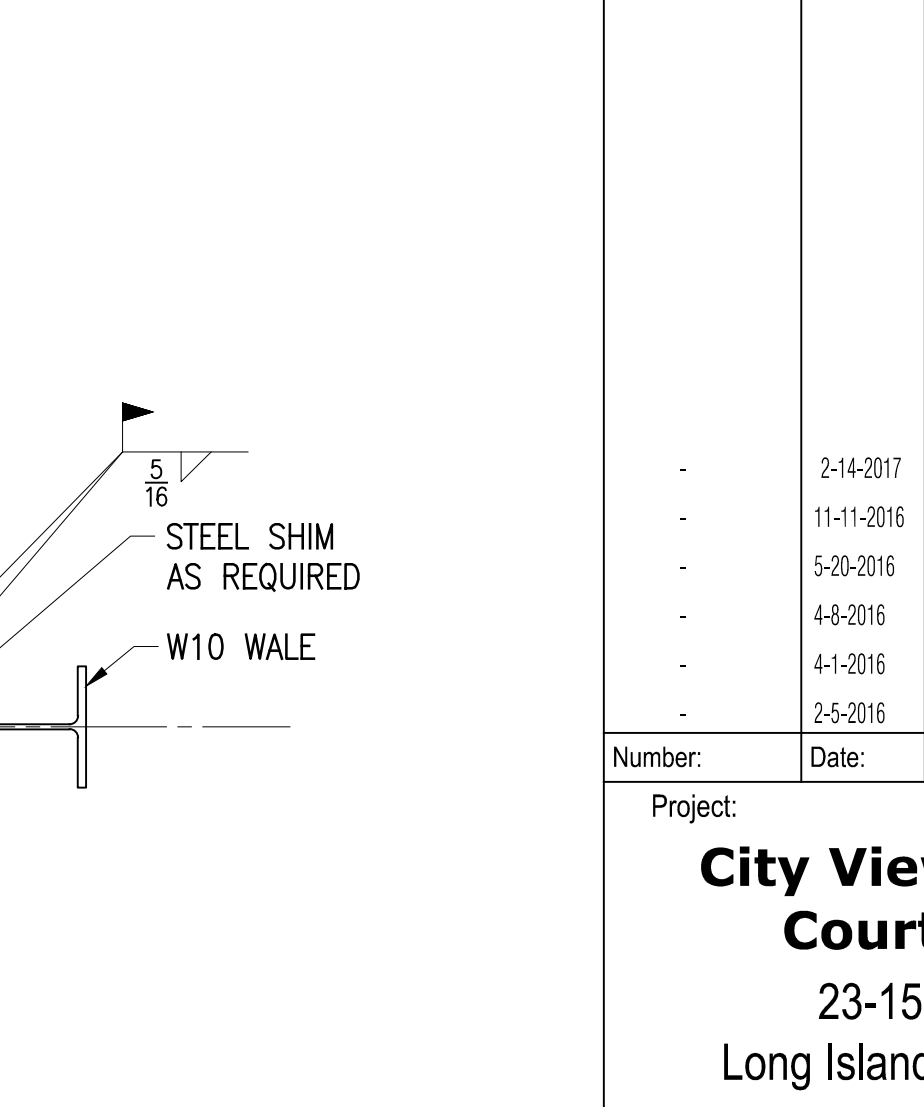
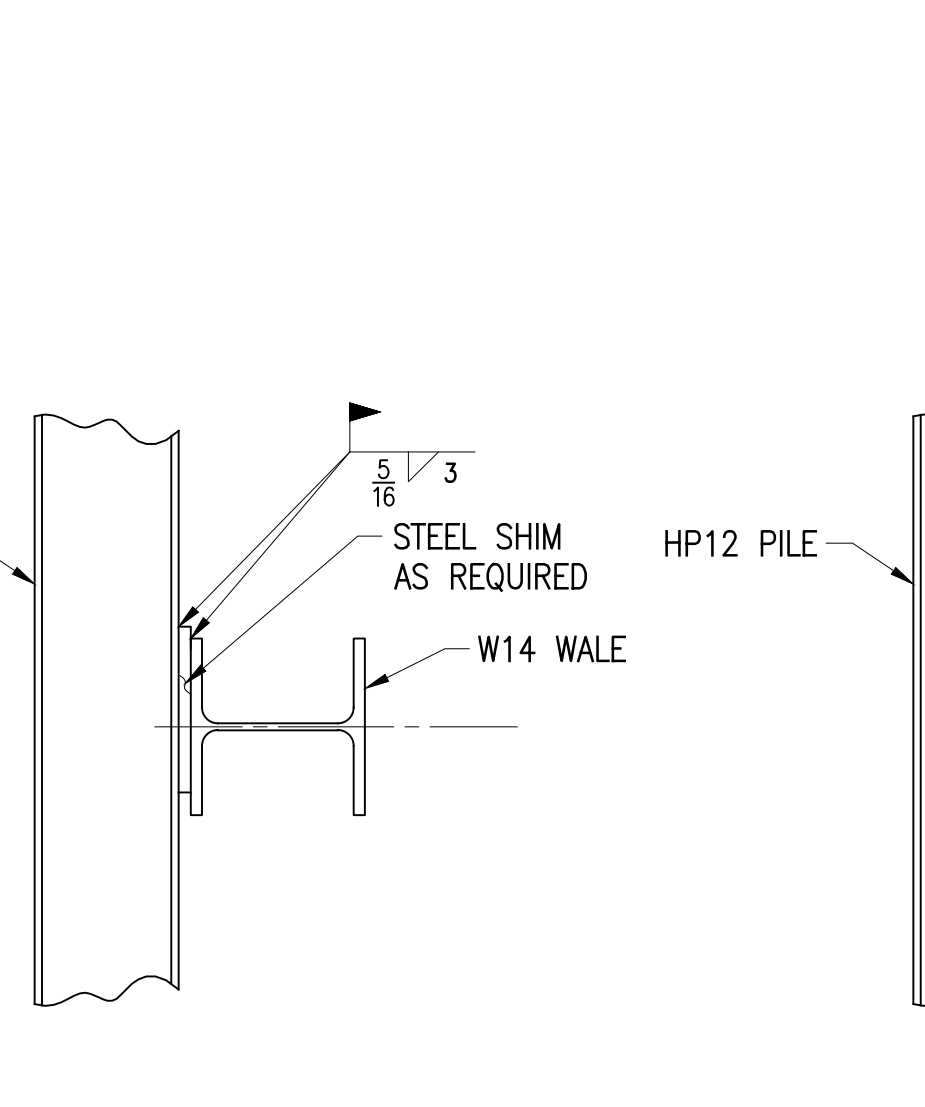
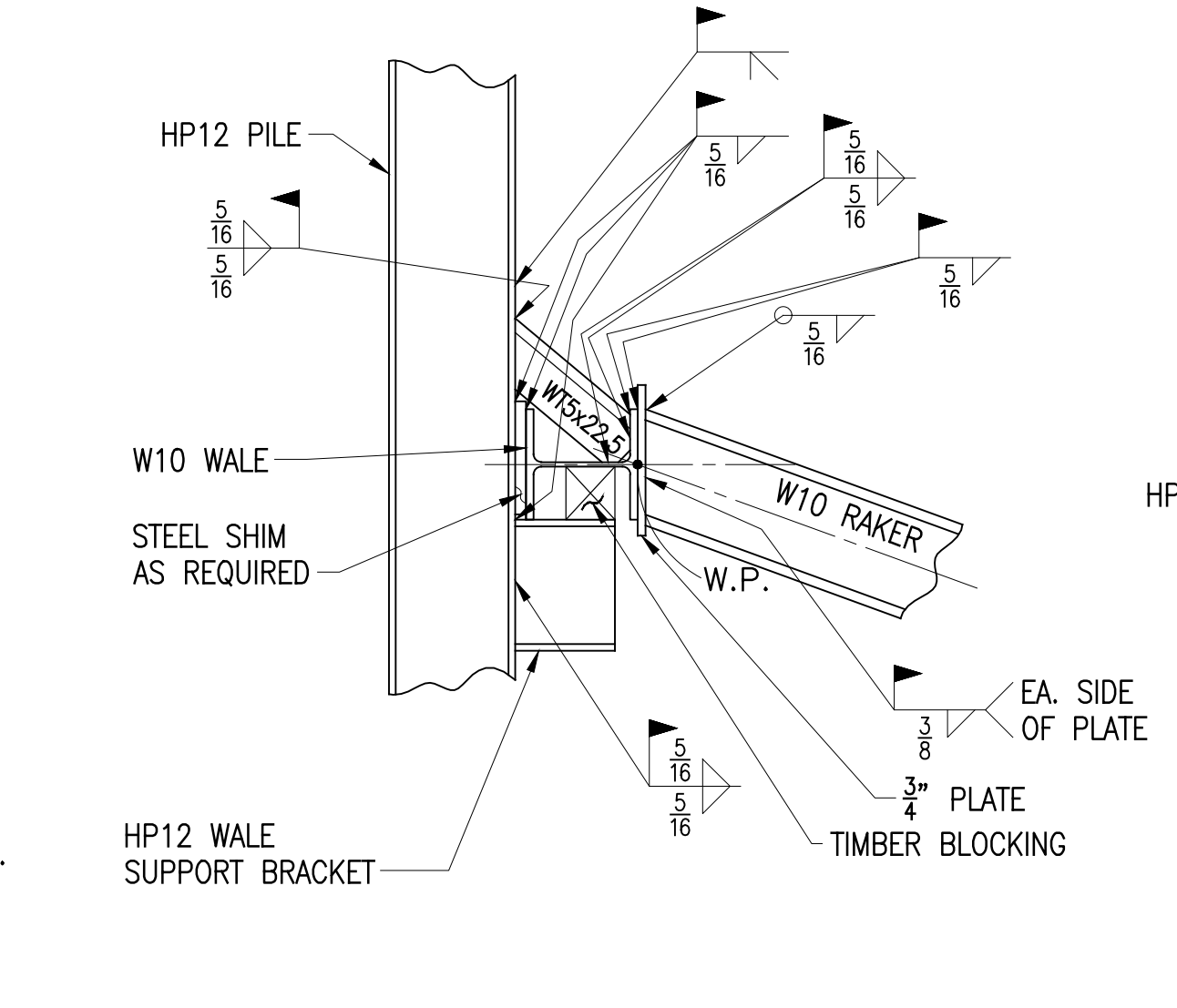
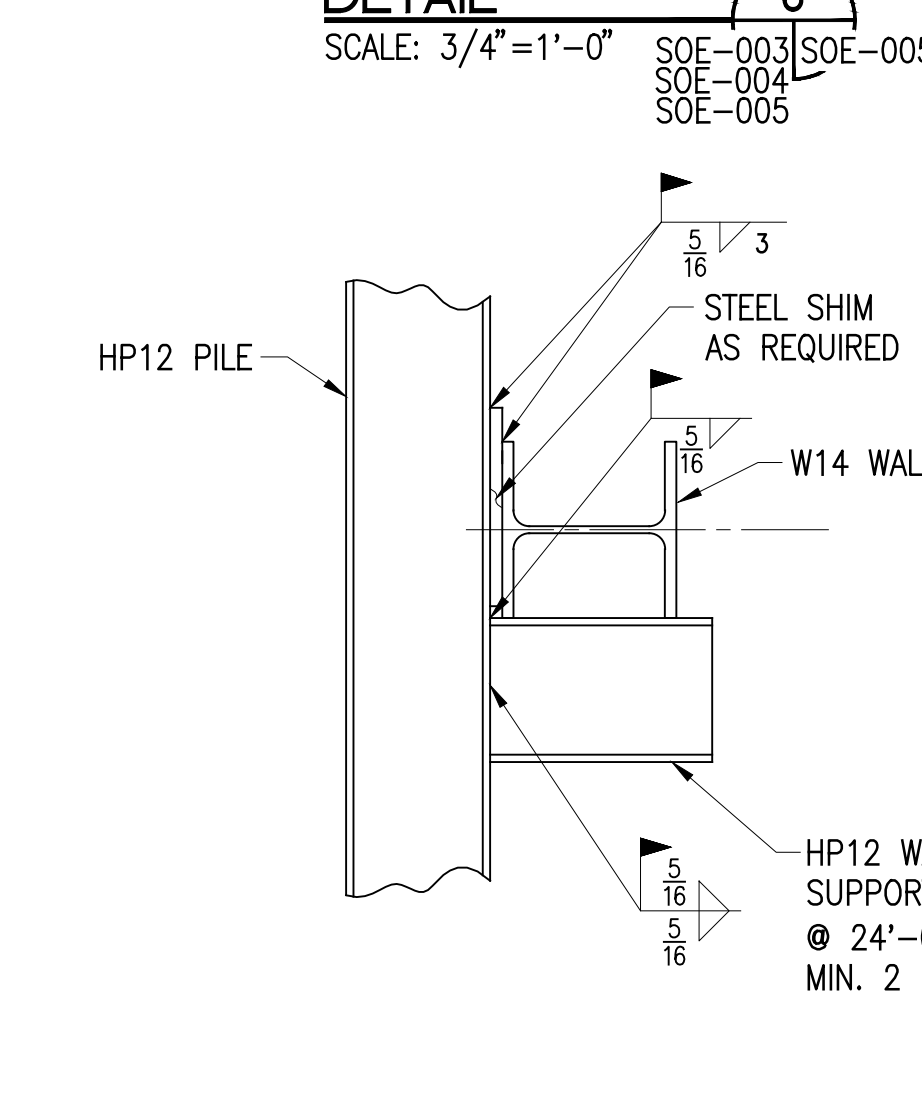
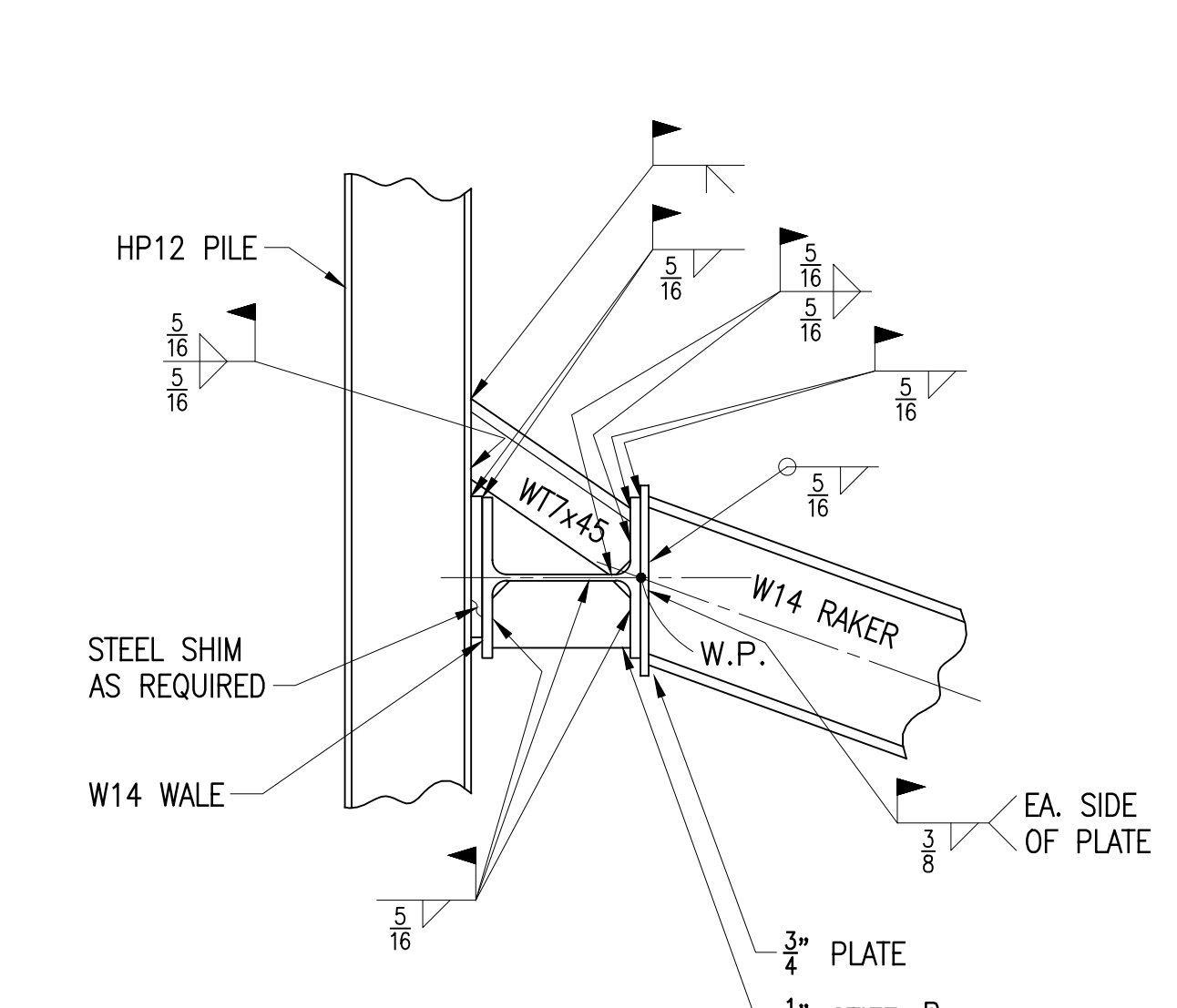
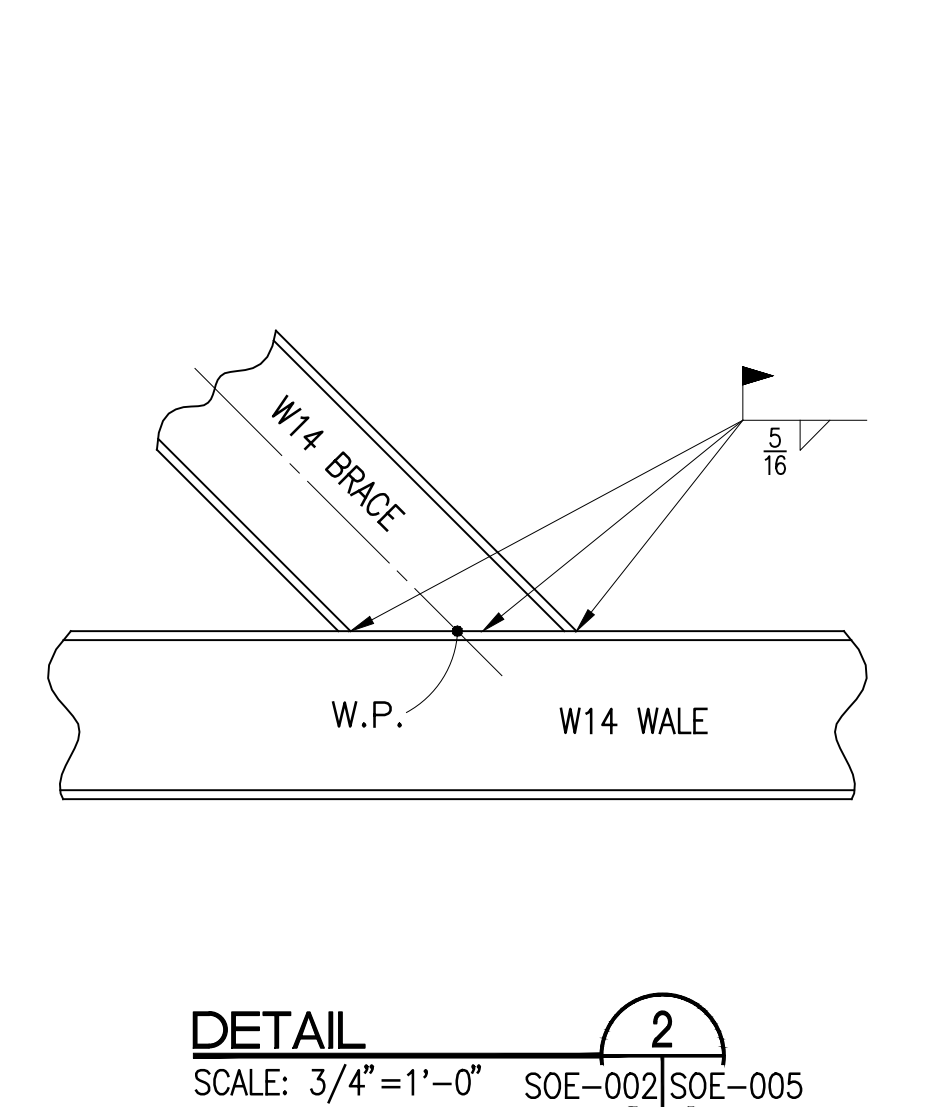
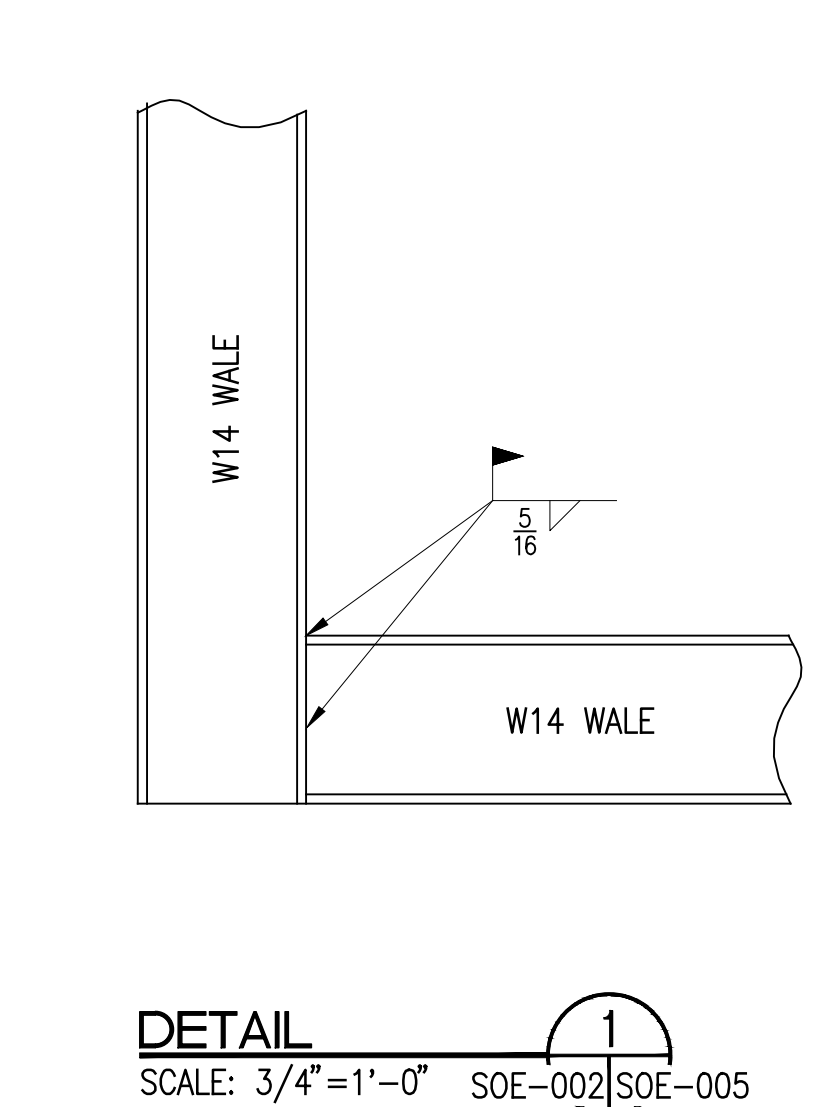
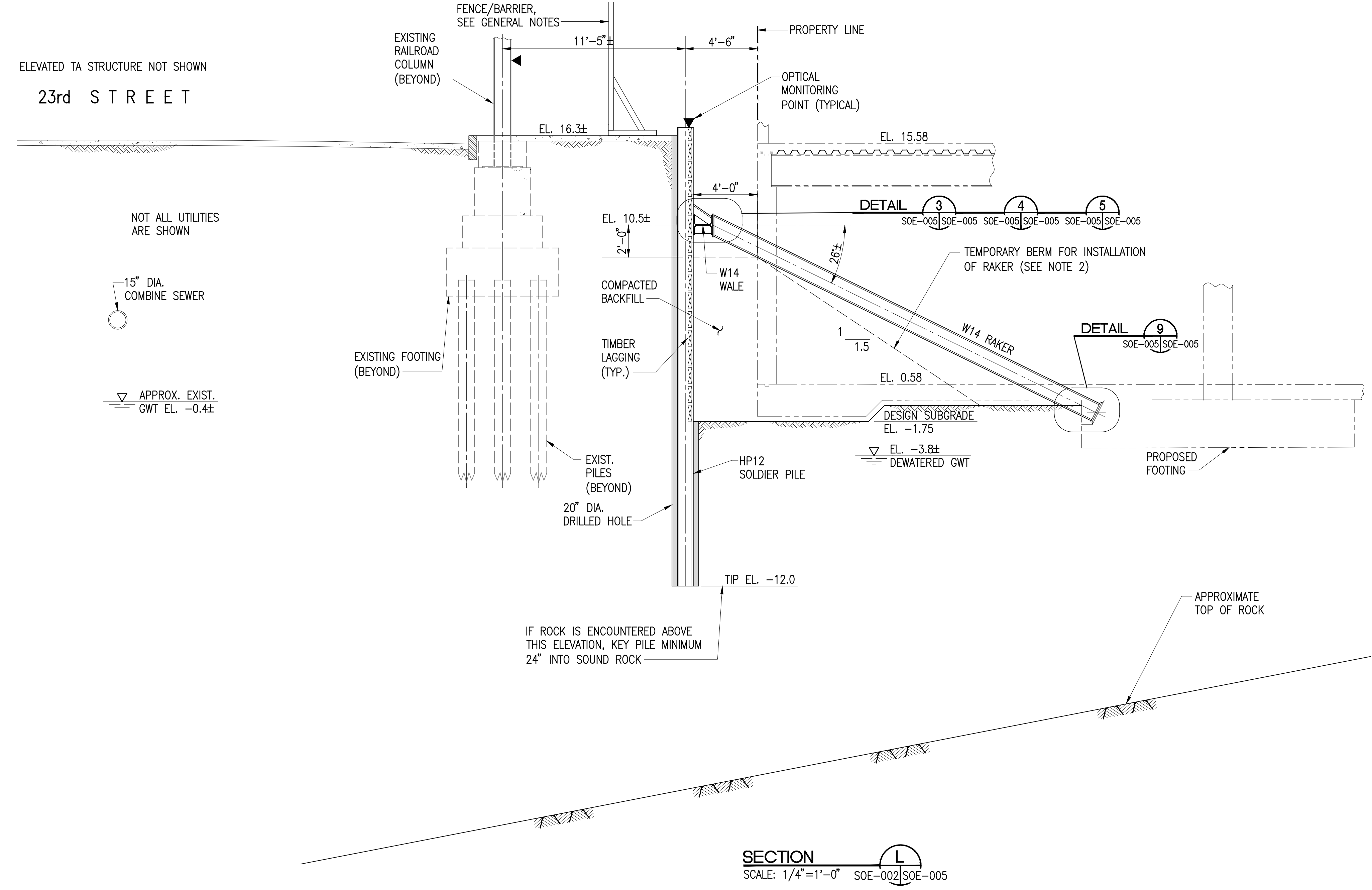
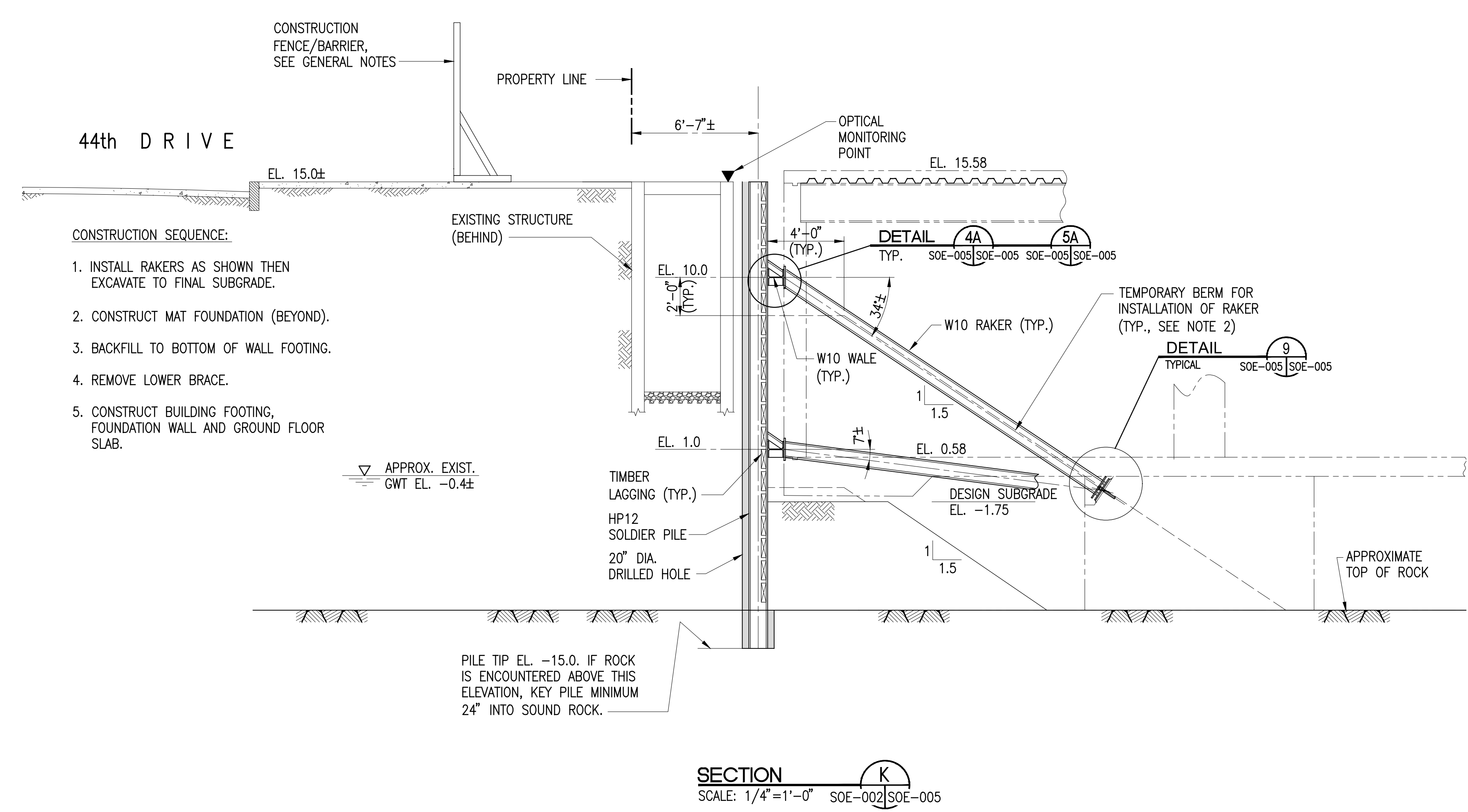
**Whitehall**  
11 Broadway, 17th Floor  
New York, NY 10004  
(212) 908-4840

DOB STAMPS & SIGNATURES:

DWG TITLE:  
**SUPPORT OF EXCAVATION SECTION AND DETAILS**

SEAL & SIGNATURE: DATE: 2-5-2016  
PROJECT #: 12634  
SCALE: 3/4"=1'-0"

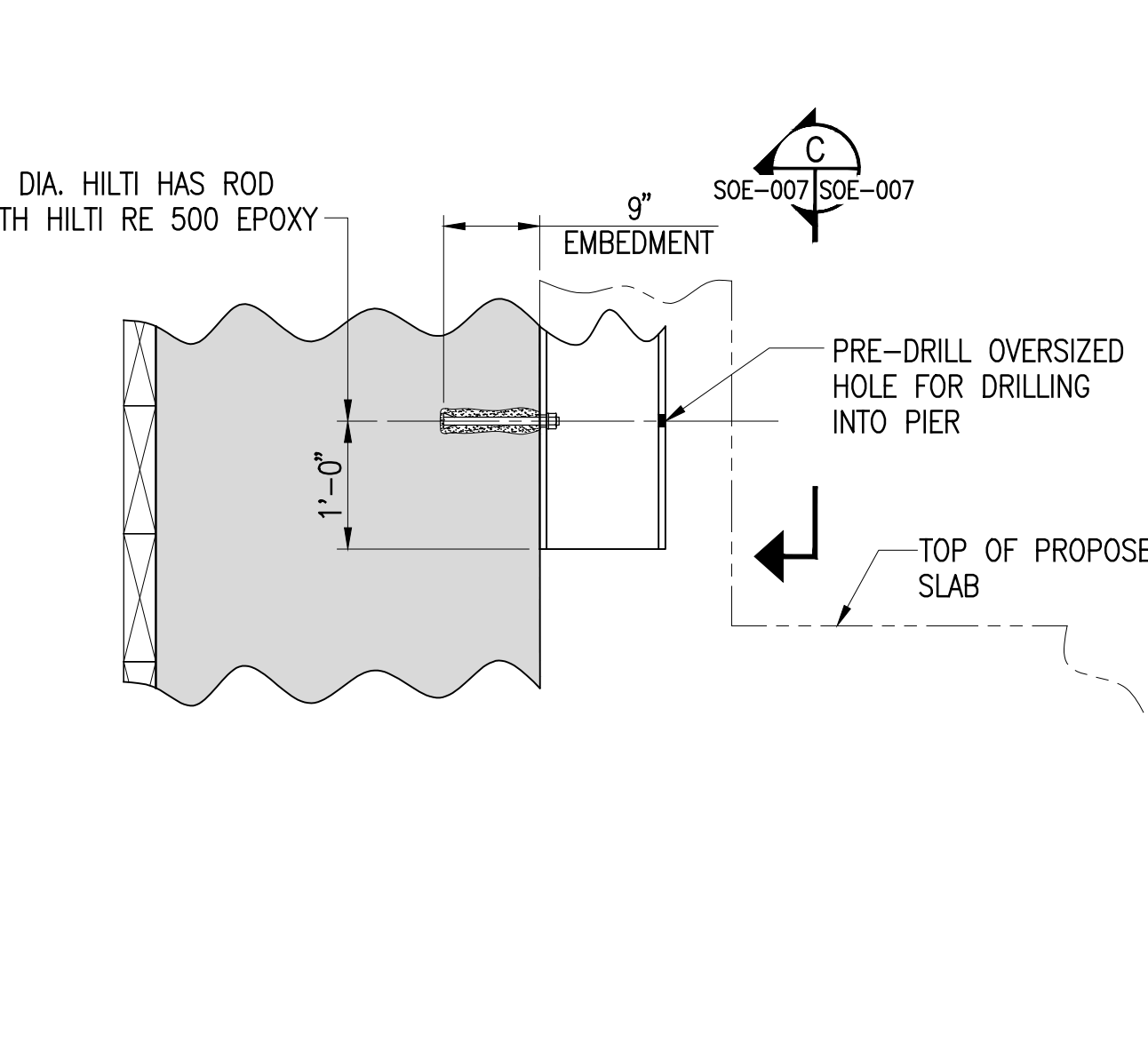
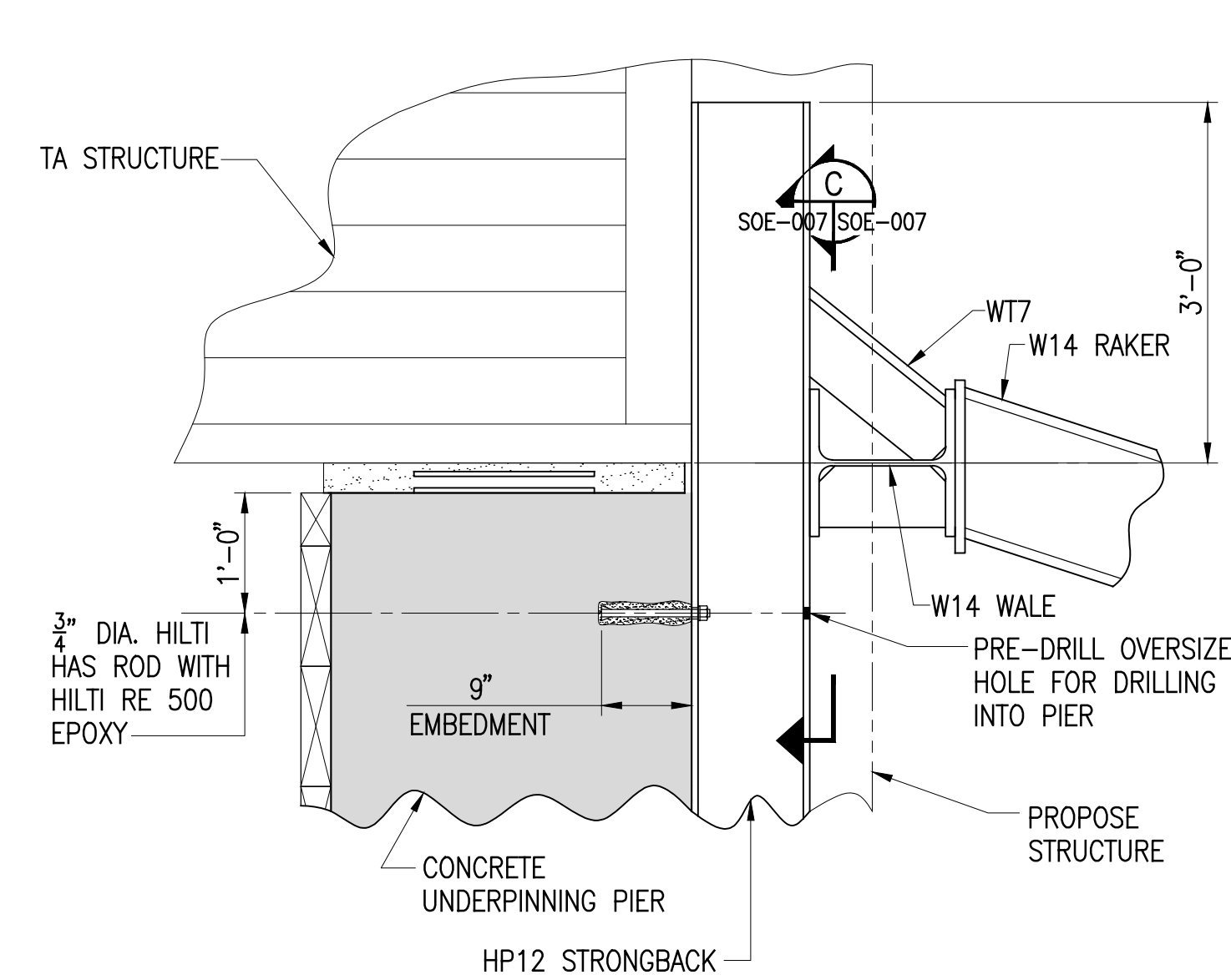
**SOE-005.00**  
DWG NO. XX OF 58



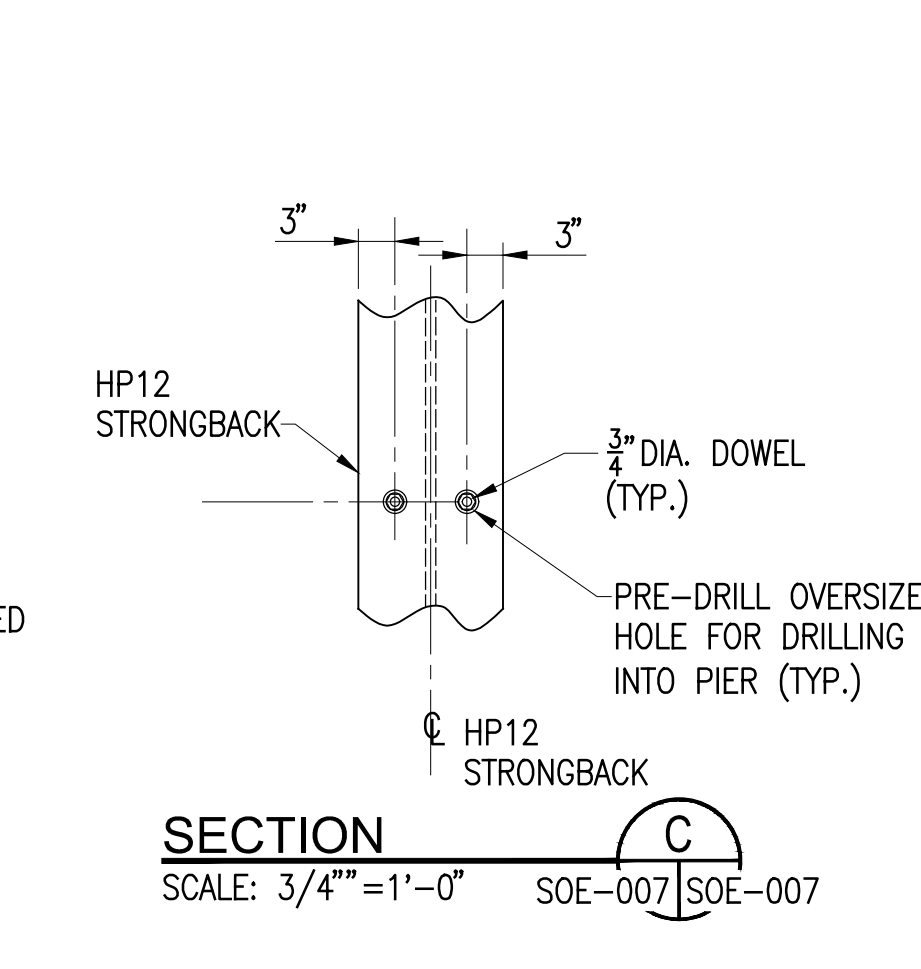
NOTES:

1. FOR GENERAL NOTES, SEE DRAWING SOE-001.
2. WHERE BERM INTERFERES WITH RAKER INSTALLATION, LOCALLY EXCAVATE AS NEEDED.

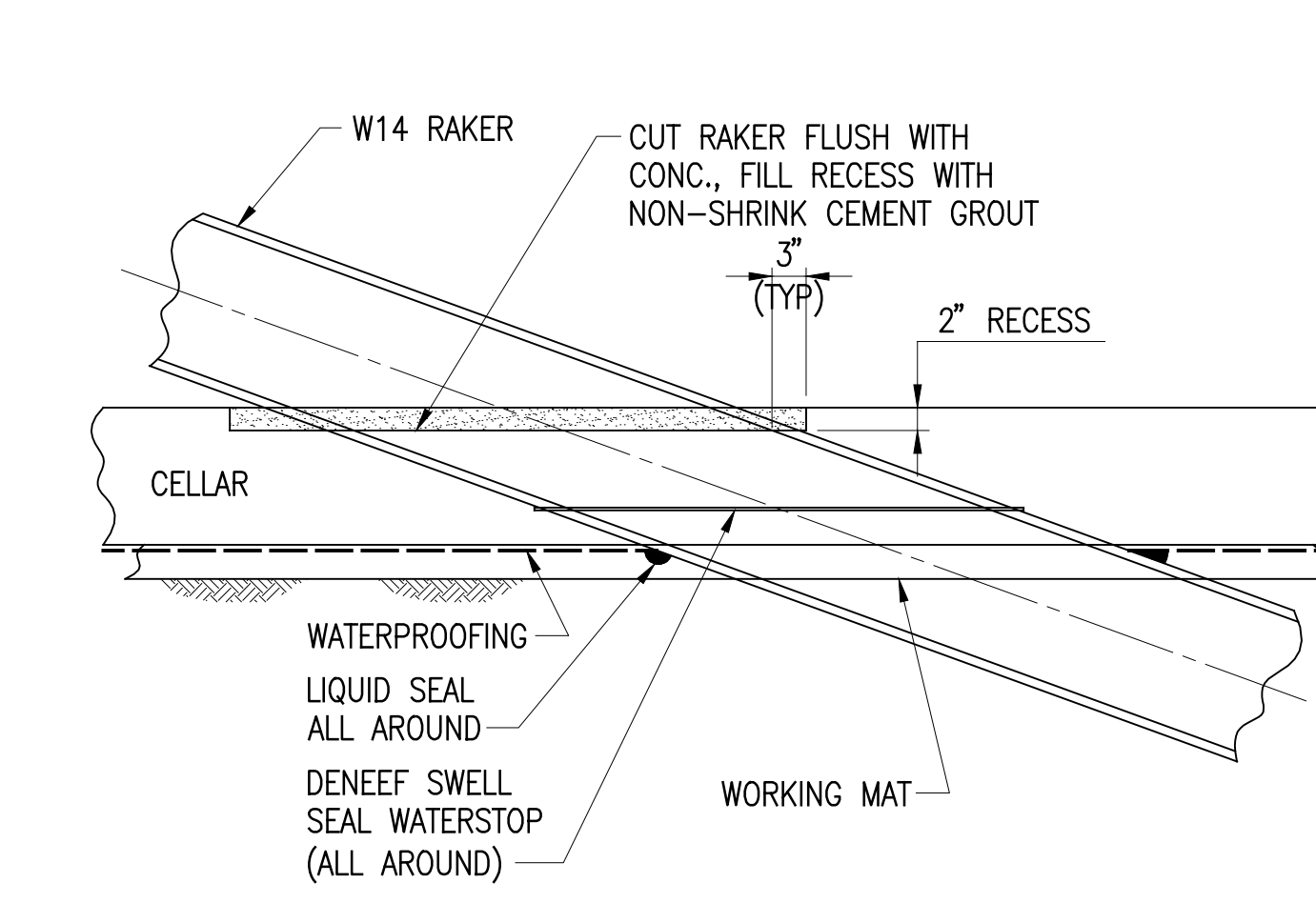
Printed by: James Maurin  
 Date: 2/5/2016 2:07:23 PM  
 C:\DWGSET\2017\2017-02-06\SOE-005.00.dwg



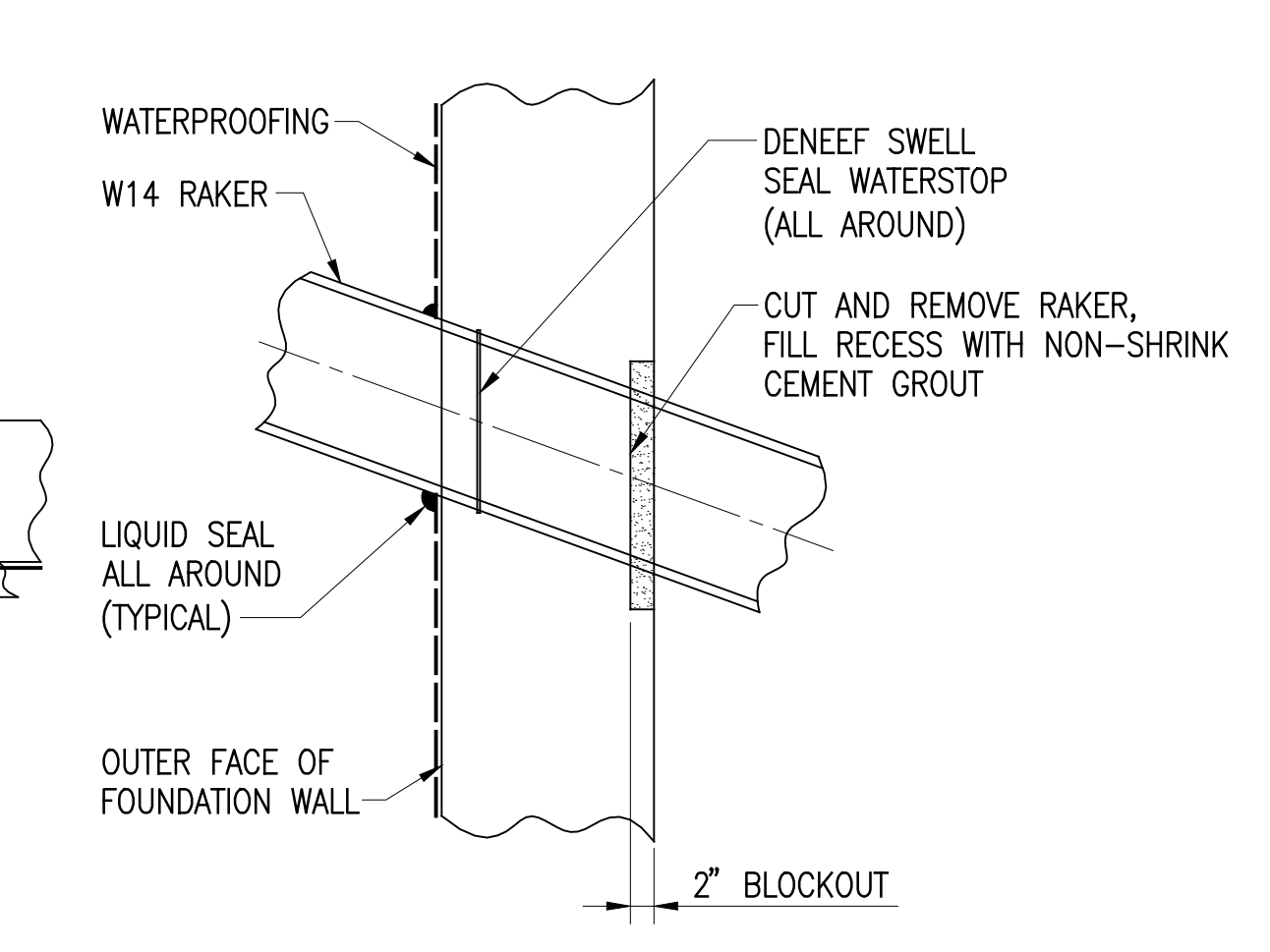
**TYPICAL STRONGBACK DETAILS**  
SCALE: 3/4"=1'-0"



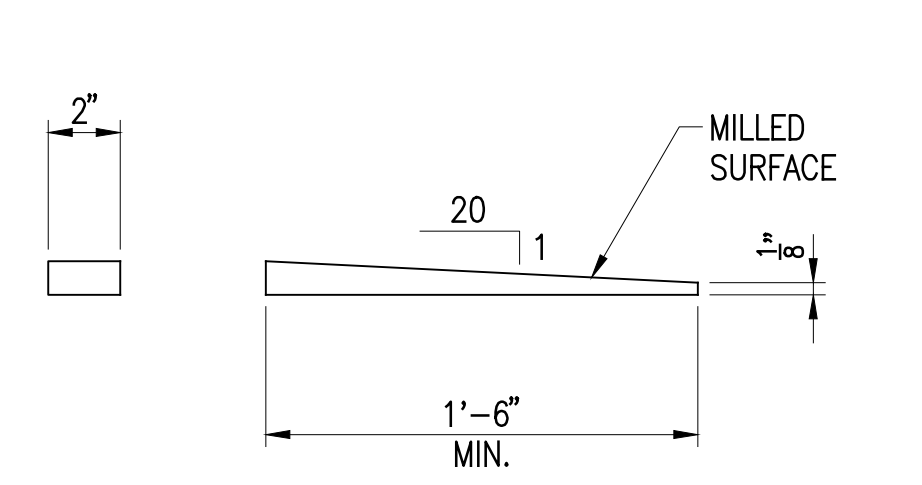
**SECTION**  
SCALE: 3/4"=1'-0" SOE-007 SOE-007



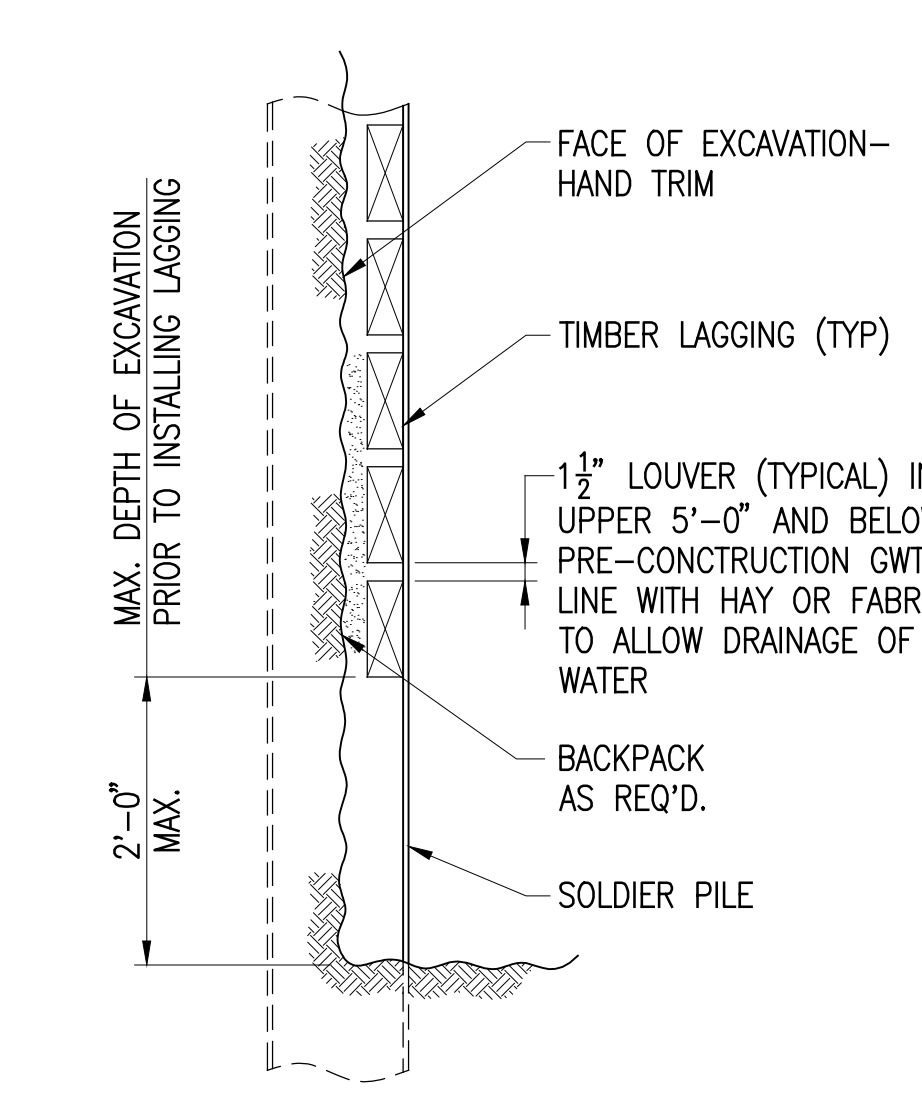
**AT BASE SLAB**  
**RAKER PENETRATION DETAILS**  
NO SCALE



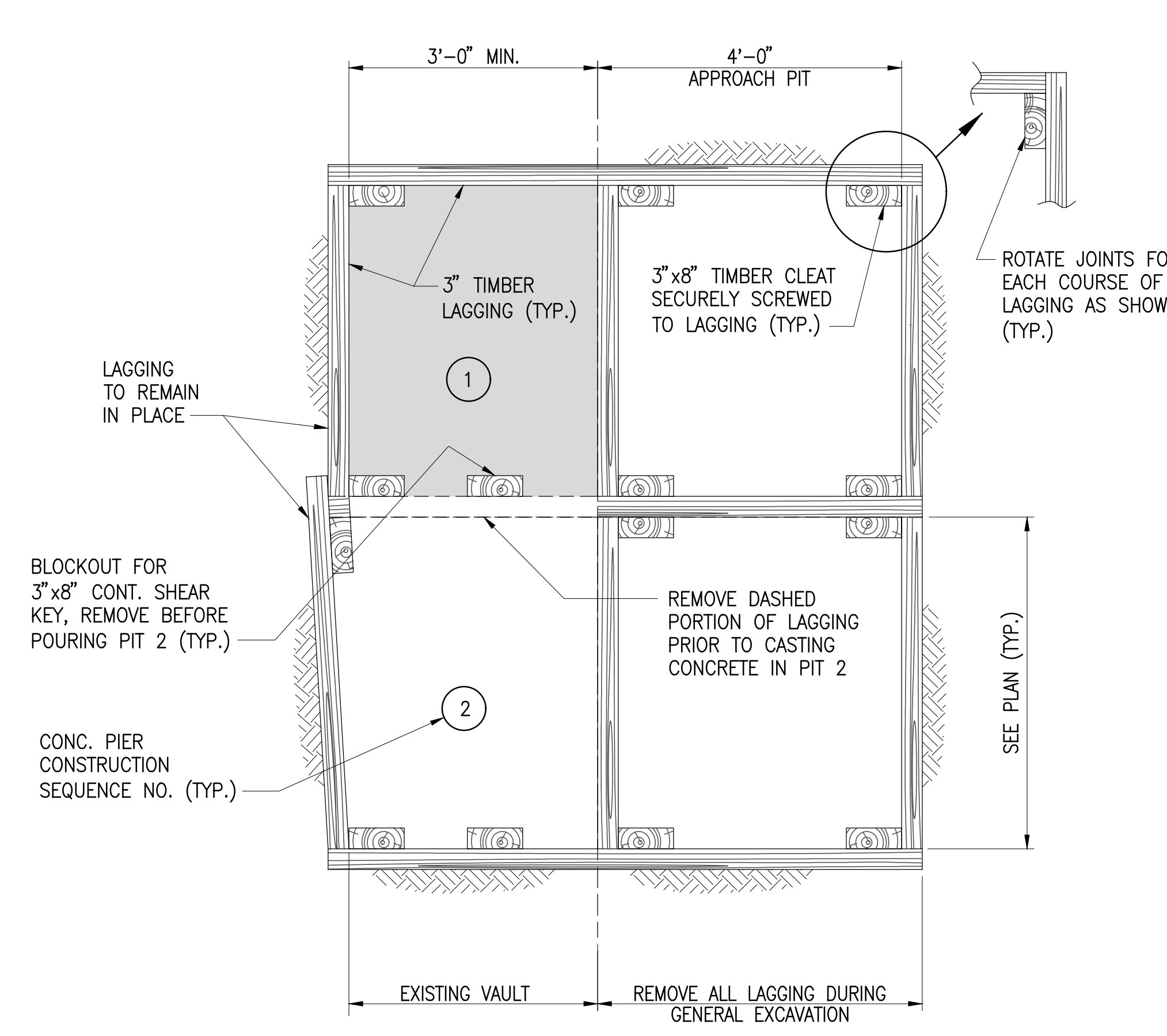
**AT WALL**



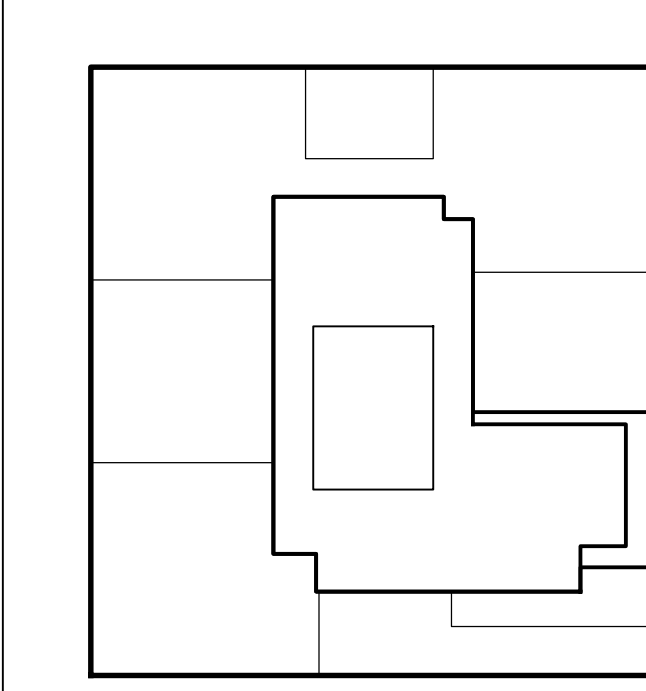
**TYPICAL WEDGE DETAIL**  
NO SCALE



**TYP. LAGGING INSTALLATION DETAIL**  
SCALE: 3/4"=1'-0"



**TYPICAL UNDERPINNING PIT SHORING DETAIL**  
SCALE: 3/4"=1'-0"



**KEY PLAN**

**NOTES:**

1. FOR ALL WATERPROOFING MATERIALS, SEE CONTRACT SPECIFICATION 07131.

| Number | Date       | Revision                                     |
|--------|------------|--|
| -      | 2-14-2017  | ISSUED FOR DOB                               |
| -      | 11-11-2016 | 100% FOUNDATION BID SET / DESIGN DEVELOPMENT |
| -      | 5-20-2016  | TA RESUBMITTAL                               |
| -      | 4-8-2016   | ISSUED FOR BID                               |
| -      | 4-1-2016   | TA RESUBMITTAL                               |
| -      | 2-5-2016   | 15% SUBMITTAL                                |

**Project:**  
**City View Tower at Court Square**  
23-15 44th Drive  
Long Island City, NY 11101

**Client:**  
**Cityview Tower LLC**  
112-15 NORTHERN BLVD, CF-2  
CORONA, NY 11368  
(718) 321-8652

**Architect:**  
**HILL | WEST ARCHITECTS**  
11 BROADWAY  
17TH FLOOR  
NEW YORK, NY 10004  
T. 212 213 8007

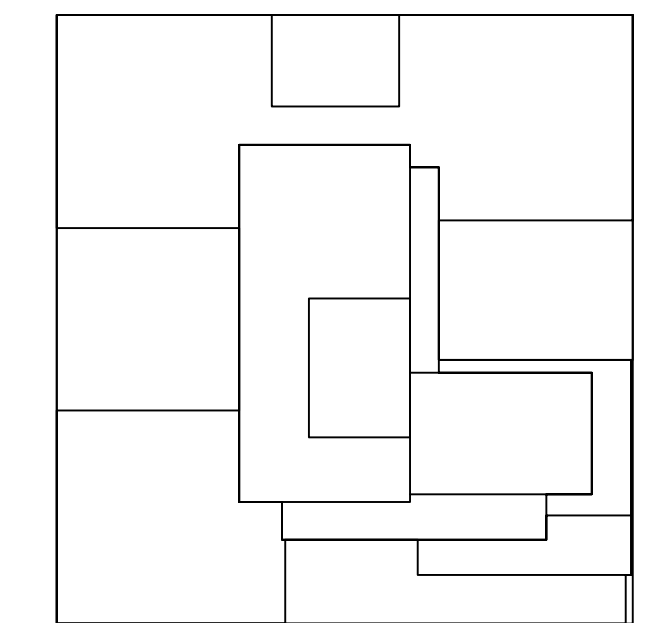
**Consultant:**  
**DESIMONE CONSULTING ENGINEERS**  
140 Broadway 25th Floor  
New York, NY, 10005  
(212) 532-2211  
**Cosentini Associates**  
Two Pennsylvania Plaza, 3rd FL.,  
New York, NY 10121  
(212) 615-3600  
**Whitehall**  
11 Broadway, 17th Floor  
New York, NY 10004  
(212) 908-4840

DOB STAMPS & SIGNATURES:

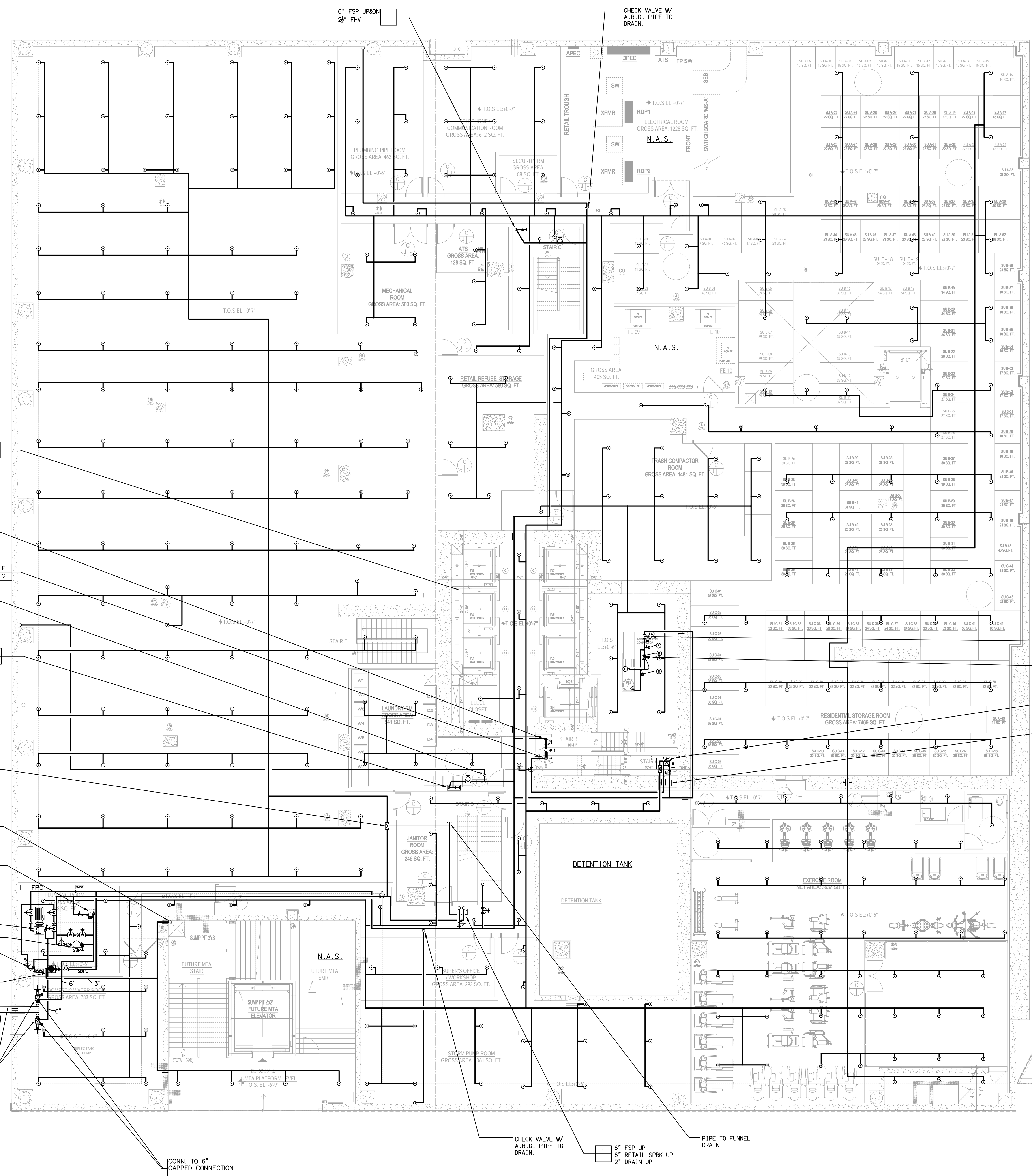
DWG TITLE:  
**SUPPORT OF EXCAVATION DETAILS**

SEAL & SIGNATURE: DATE: 2-5-2016  
PROJECT #: 12634  
SCALE: 3/4"=1'-0"  
**SOE-006.00**  
DWG NO. XX OF 58





KEY PLAN



| REFUSE CHUTE COMPACTOR LEGEND |   |                              |
|-------------------------------|---|------------------------------|
| ITEM                          | DESCRIPTION   | REMARKS                      |
| (A)                           | O.S. & Y. GATE VALVE                                      | UL LISTED                    |
| (B)                           | SOLENOID VALVE- 3/4\"/>                                   |                              |
| (C)                           | 1/2\"/>   |                              |
| (D)                           | 3/4\"/>   |                              |
| (E)                           | SENSORY DEVICE- FEN WALL \"DETECT-A-FIRE\" 27121 OR OTHER | UL LISTED SET AT 140' F. MAX |

NOTE: REFER TO ARCHITECTURAL DETAILS OF REFUSE CHUTE FOR ORIENTATION, POSITION AND CONSTRUCTION.

6\"/>

RISER CONTROL VALVE W/ T.S. (TYPICAL)

6\"/>

CHECK VALVE W/ A.B.D. PIPE TO DRAIN.

FSP/SPKR DROP FWC (2-HR FIRE RATED CABINET)

3\"/>

2\"/>

RETAIL JOCKEY PUMP

AUTO FIRE PUMP

RETAIL SPKR PUMP

JOCKEY PUMP

3\"/>

6\"/>

6\"/>

CONN. TO 6\"/>

CHECK VALVE W/ A.B.D. PIPE TO DRAIN.

6\"/>

PIPE TO FUNNEL DRAIN

TRASH CHUTE CONTROL VALVE (SEE DETAIL)

COMPACTOR HESPER CONTROL VALVE (SEE DETAIL)

6\"/>

SLEEVE (TYPICAL)

|            |                               |
|------------|-------------------------------|
| 01/05/2017 | ISSUED FOR DOB FILING         |
| 11/11/2016 | ISSUED FOR FOUNDATION SUB SET |
| 11/04/2016 | ISSUED FOR DOB FILING         |
| 10/20/2016 | ISSUED FOR DOB FILING         |
| 05/09/2016 | ISSUED FOR DOB FILING         |
| 04/09/2016 | ISSUED FOR DOB FILING         |
| 03/09/2016 | ISSUED FOR DOB FILING         |
| 10/05/2015 | ISSUED FOR DOB FILING         |

Number: Date: Revision:  
**UNITED CONSTRUCTION & DEVELOPMENT GROUP CORP**  
**COURT SQUARE**  
 PROPERTY OWNER, LLC  
 134-03 35TH AVE, FLUSHING  
 NEW YORK, NY 11354  
 TEL: (718) 321-8662

PROJECT NAME: COURT SQUARE  
 ADDRESS: 23-15 44 DRIVE  
 LONG ISLAND CITY, NY 11101

**GHW**  
**Goldstein, Hill & West Architects, LLP**  
 11 Broadway, Suite 1700  
 New York, NY 10004  
 Tel (212) 213-8007 Fax (212) 686-1754

**DESIMONE**  
 Consulting Engineers  
 18 West 18th Street, 10th FL.  
 New York, NY 10011  
 Tel (212) 532-2211 Fax (212) 481-6108

**COSENTINI ASSOCIATES**  
 Two Pennsylvania Plaza, 3rd FL.  
 New York, NY 10121  
 Tel (212) 615-3896 Fax (212) 615-3700

**VAN DEUSEN & ASSOCIATES**  
 120 Eagle Rock Ave, Suite 310  
 East Hanover, NJ 07936  
 Tel (973) 994-9220 Fax (973) 994-2539

DOB ESCAN:  
 DOB STAMPS & SIGNATURES:

DWG TITLE  
**FIRE PROTECTION  
 CELLAR FLOOR PLAN**  
 NB#42065954

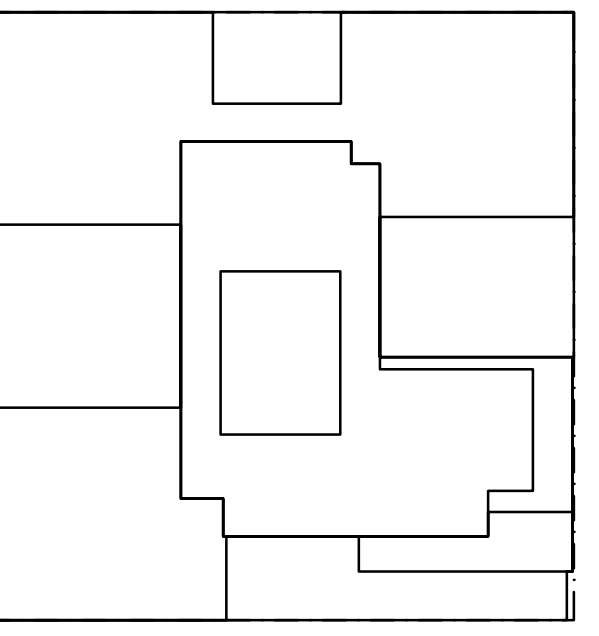
|            |                  |
|------------|------------------|
| DATE:      | 10/12/16         |
| PROJECT #: |                  |
| SCALE:     | 1/8" = 1'-0"     |
| DWG NO.:   | <b>FP-100.00</b> |
| OF:        |                  |

THIS PLAN APPROVED ONLY FOR WORK INDICATED ON THE APPLICATION SPECIFICATION SHEET. ALL OTHER MATTERS SHOWN ARE NOT TO BE RELIED UPON, OR TO BE CONSIDERED AS EITHER BEING APPROVED OR IN ACCORDANCE WITH APPLICABLE CODES.

Alterations or additions to this engineering document by an unlicensed person is a violation of Chapter 16, Title VIII, Article 145 § 7209.2 of the New York State Education Law.

44TH ROAD  
(60'-0" WIDE)

- ◀ CARD READER, VIDEO INTERCOM, AND DOOR ACTUATOR SHALL BE INSTALLED TO THE STANCHION STANCHION PROVIDED BY OTHERS.
- ▶ PROVIDE SURGE SUPPRESSORS FOR OUTDOOR CAMERAS.
- ▶ THE CARD READER SHALL LIMIT ACCESS TO THE CELLAR FLOOR. CONFIGURE ACCESS CONTROL SYSTEM TO ACTIVATE CELLAR LEVEL PUSH BUTTON ONLY UPON CARD READER VALID TRANSACTION. COORDINATE WITH ELEVATOR CONTRACTOR.
- ▶ THE SERVICE ELEVATOR CONTROL SHALL BE LIMITED TO AUTHORIZED PERSONNEL ONLY. CONFIGURE ACCESS CONTROL SYSTEM TO ACTIVATE FLOOR SELECT PUSH BUTTON ONLY UPON CARD READER VALID TRANSACTION. COORDINATE WITH ELEVATOR CONTRACTOR.



KEY PLAN

NOTES:

NOT FOR CONSTRUCTION

01/25/2017 ISSUED FOR DOB  
11/17/2016 PACKAGE PROLOG SET  
11/17/2016 19% DEVELOPMENT BID SET  
10/12/2016 ISSUED FOR DOB

Number: \_\_\_\_\_ Date: \_\_\_\_\_ Revision: \_\_\_\_\_  
Project:  
**City View Tower at Court Square**  
23-15 44th Drive  
Long Island City, NY 11101

Client:  
**Cityview Tower LLC**  
112-15 NORTHERN BLVD, CF-2  
CORONA, NY 11368  
(718) 321-8652

Architect:  
**HILL | WEST**  
ARCHITECTS  
11 BROADWAY  
17TH FLOOR  
NEW YORK, NY 10004  
T. 212 213 8007

Consultant:  
**DESIMONE CONSULTING ENGINEERS**  
140 Broadway 25th Floor  
New York, NY 10005  
(212) 532-2211  
**Cosentini Associates**  
Two Pennsylvania Plaza, 3rd FL.  
New York, NY 10121  
(212) 615-3600  
**Whitehall**  
11 Broadway, 17th Floor  
New York, NY 10004  
(212) 908-4940

DOB STAMPS & SIGNATURES:

DWG TITLE:  
**SECURITY 1ST FLOOR PLAN**

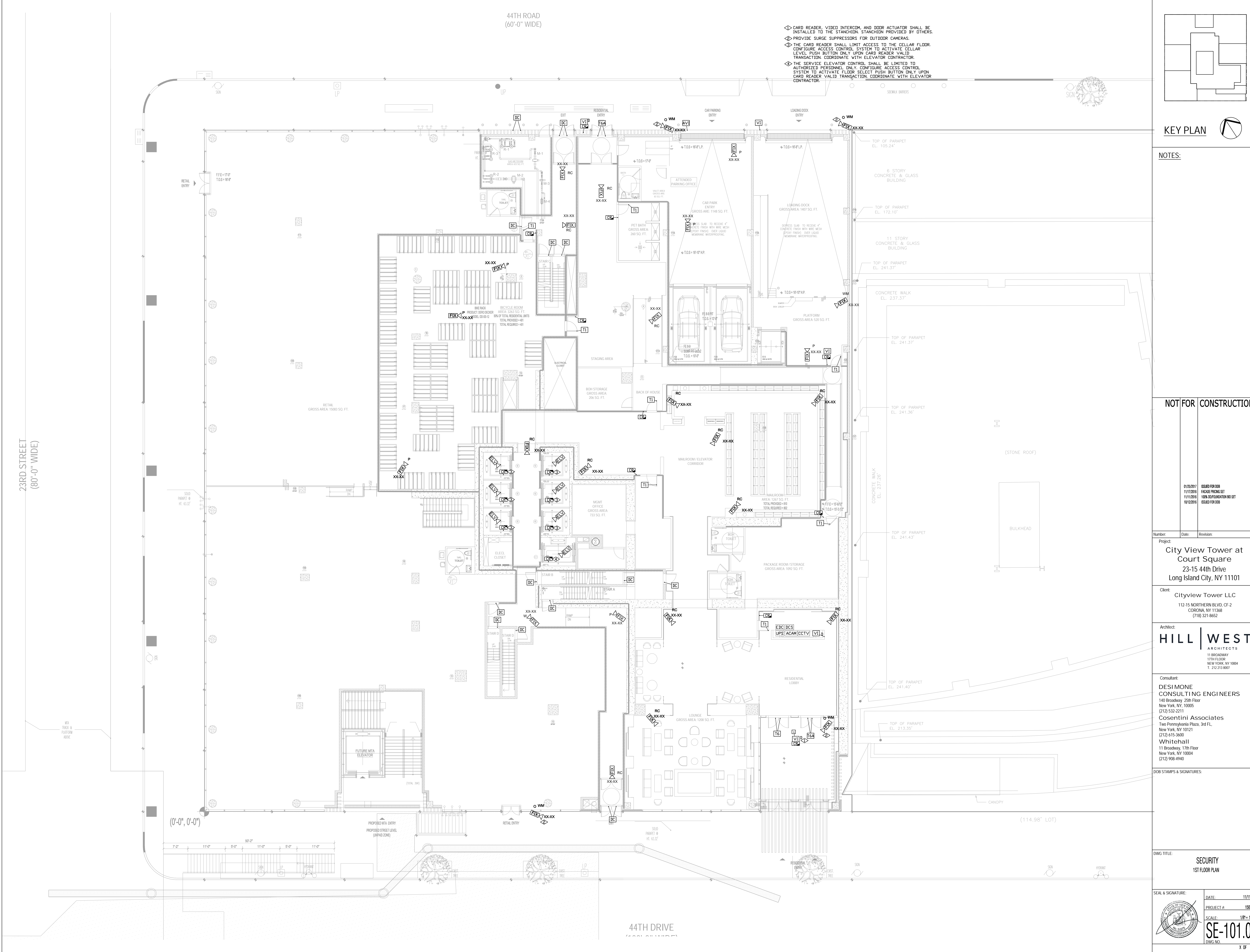
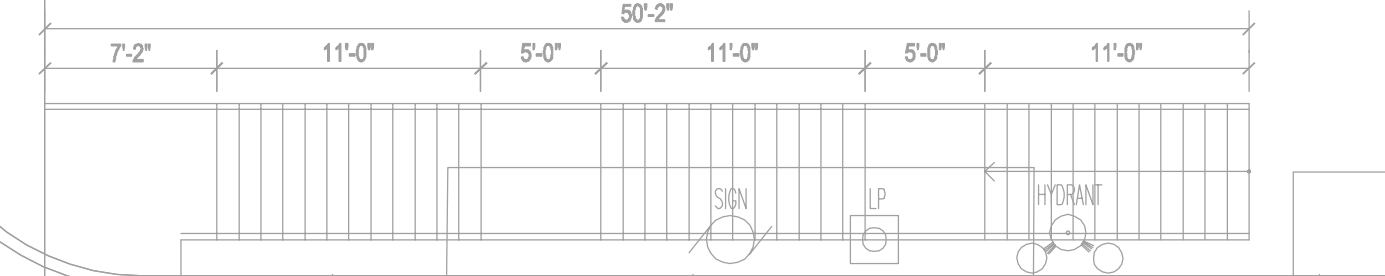
SEAL & SIGNATURE: \_\_\_\_\_ DATE: 11/17/16  
PROJECT # 150918  
SCALE: 1/8" = 1'-0"  
**SE-101.00**  
DWG NO. X OF X

23RD STREET  
(80'-0" WIDE)

(0'-0", 0'-0")

(114.98' LOT)

44TH DRIVE  
(60'-0" WIDE)



| 2016 NYECC - TABULAR ANALYSIS via CHAPTER 5 ASHRAE 90.1-2013  |   |  |  |
|---|---|--|--|
| CLIMATE ZONE 4A ALL OTHER (NON-RESIDENTIAL PROGRAM IN CELLAR)   |   |  |  |
| SCOPE OF WORK:  | BUILDING FOUNDATION ENERGY FILING FOR NEW RESIDENTIAL HIGH RISE - R-2 TYPE BUILDING |  |  |
| ITEM DESCRIPTION  | PROPOSED DESIGN VALUE   | CODE PRESCRIPTIVE VALUE AND CITATION         | SUPPORTING DOCUMENTATION                         |
| BUILDING ENVELOPE   |   |  |  |
| 14" Thick Wall w/Insulation<br>*From Table A9.4.3-1 Concrete at R=0.0625/in Proposed 14" Wall; 5/8" Gypsum Board at R=0.56; C=1/(14 x 0.0625 + R-0.56 + R-10) C=0.087 | C= 0.087* for 14" Conc Walls w/Insulation   | C-0.119 TABLE 5.5-4 BELOW GRADE WALL NON RES | FOUNDATION WALL DETAILS - ON DWG. EN-002, EN-003 |

\* Table A9.4.3-1- ASHRAE 90.1-2013

| ENERGY PROGRESS INSPECTIONS<br>RCNY-5000-01-2016 NYC ENERGY CODE-<br>ASHRAE 90.1 2013 |  |  |   |   |
|---|--|--|---|---|
|   | Inspection/Test  | Periodic (minimum)   | Reference Standard (See ECC Chapter C5) or Other Criteria | ECC or Other Citation   |
| IIA   | Envelope Inspections   |  |   |   |
| IIA1  | Protection of exposed foundation insulation: Insulation shall be visually inspected to verify proper protection where applied to the exterior of basement or cellar walls, crawl-space walls and/or the perimeter of slab-on-grade floors.   | As required during foundation work and prior to backfill                             | Approved construction documents                           | C303.2.1; ASHRAE 90.1 - 5.8.1.7   |
| IIA2  | Insulation placement and R-values: Installed insulation for each component of the conditioned space envelope and at junctions between components shall be visually inspected to ensure that the R- values are marked, that such R- values conform to the R-values identified in the construction documents and that the insulation is properly installed.<br><br>Certifications for unmarked insulation shall be similarly visually inspected. | As required to verify continuous enclosure while walls, ceilings and floors are open | Approved construction documents                           | C303.1, C303.1.1, C303.1.2, C402.1, C402.2; ASHRAE 90.1 - 5.5, 5.6 or 11; 5.8.1 |

| EN DRAWINGS LIST |               |                                  |
|------------------|---------------|----------------------------------|
| DRAWING No.      | DRAWING TITLE |                                  |
| 1                | EN-001.00     | ENERGY CODE COMPLIANCE SHEET - 1 |
| 2                | EN-002.00     | ENERGY CODE COMPLIANCE SHEET - 2 |
| 3                | EN-003.00     | ENERGY CODE COMPLIANCE SHEET - 3 |

**NOTES:**

**NOT FOR CONSTRUCTION**

|            |                          |
|------------|--------------------------|
| 01/25/2017 | ISSUED FOR DOB           |
| 11/17/2016 | PACKAGE PROLOG SET       |
| 10/17/2016 | 30% CONSTRUCTION BID SET |
| 10/12/2016 | ISSUED FOR DOB           |
| 04/02/2016 | FOUNDATION BID SET       |
| 02/02/2016 | DOB FILING SET           |

Project:  
**City View Tower at Court Square**  
23-15 44th Drive  
Long Island City, NY 11101


Client:  
**Cityview Tower LLC**  
112-15 NORTHERN BLVD, CF-2  
CORONA, NY 11368  
(718) 321-8652

Architect:  
**HILL | WEST**  
ARCHITECTS  
11 BROADWAY  
17TH FLOOR  
NEW YORK, NY 10004  
T. 212 213 8007

Consultant:  
**DESIMONE CONSULTING ENGINEERS**  
140 Broadway 25th Floor  
New York, NY 10005  
(212) 532-2211  
**Cosentini Associates**  
Two Pennsylvania Plaza, 3rd FL.  
New York, NY 10121  
(212) 615-3600  
**Whitehall**  
11 Broadway, 17th Floor  
New York, NY 10004  
(212) 908-4940

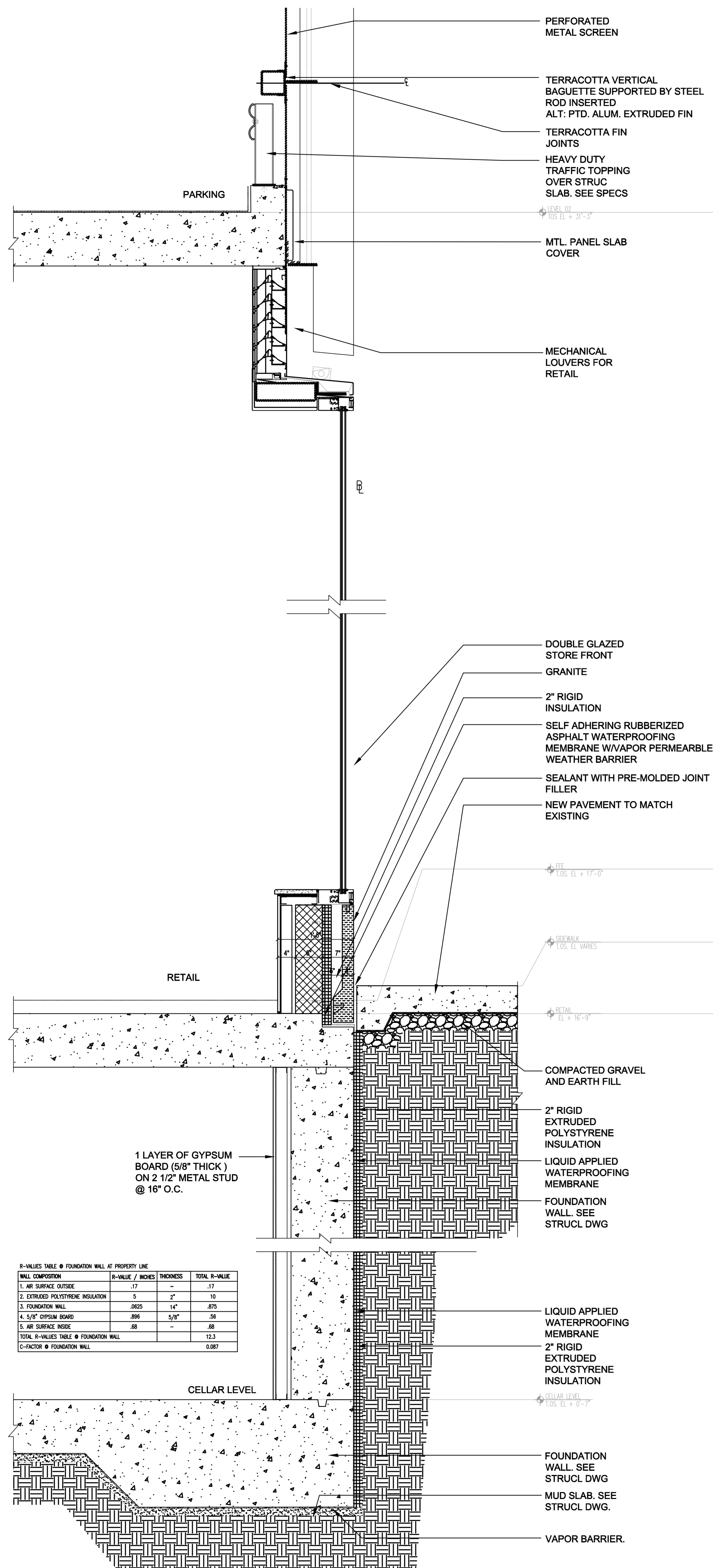
DOB STAMPS & SIGNATURES:

DWG TITLE:  
**ENERGY CODE COMPLIANCE SHEET - 1**

SEAL & SIGNATURE:  DATE: 01/18/2017  
PROJECT #: 150318  
SCALE: AS NOTED  
DWG NO: **EN-001.00**  
01 OF 58

TO THE BEST OF MY KNOWLEDGE, BELIEF AND PROFESSIONAL JUDGEMENT, THESE PLANS AND SPECIFICATIONS ARE IN COMPLIANCE WITH THE ENERGY CONSERVATION CONSTRUCTION CODE OF NEW YORK CITY 2016.  
  
\* THIS PLAN APPROVED ONLY FOR WORK INDICATED ON THE APPLICATION SPECIFICATION SHEET. ALL OTHER MATTERS SHOWN ARE NOT TO BE RELIED UPON, OR TO BE CONSIDERED AS EITHER BEING APPROVED OR IN ACCORDANCE WITH APPLICABLE CODES.\*

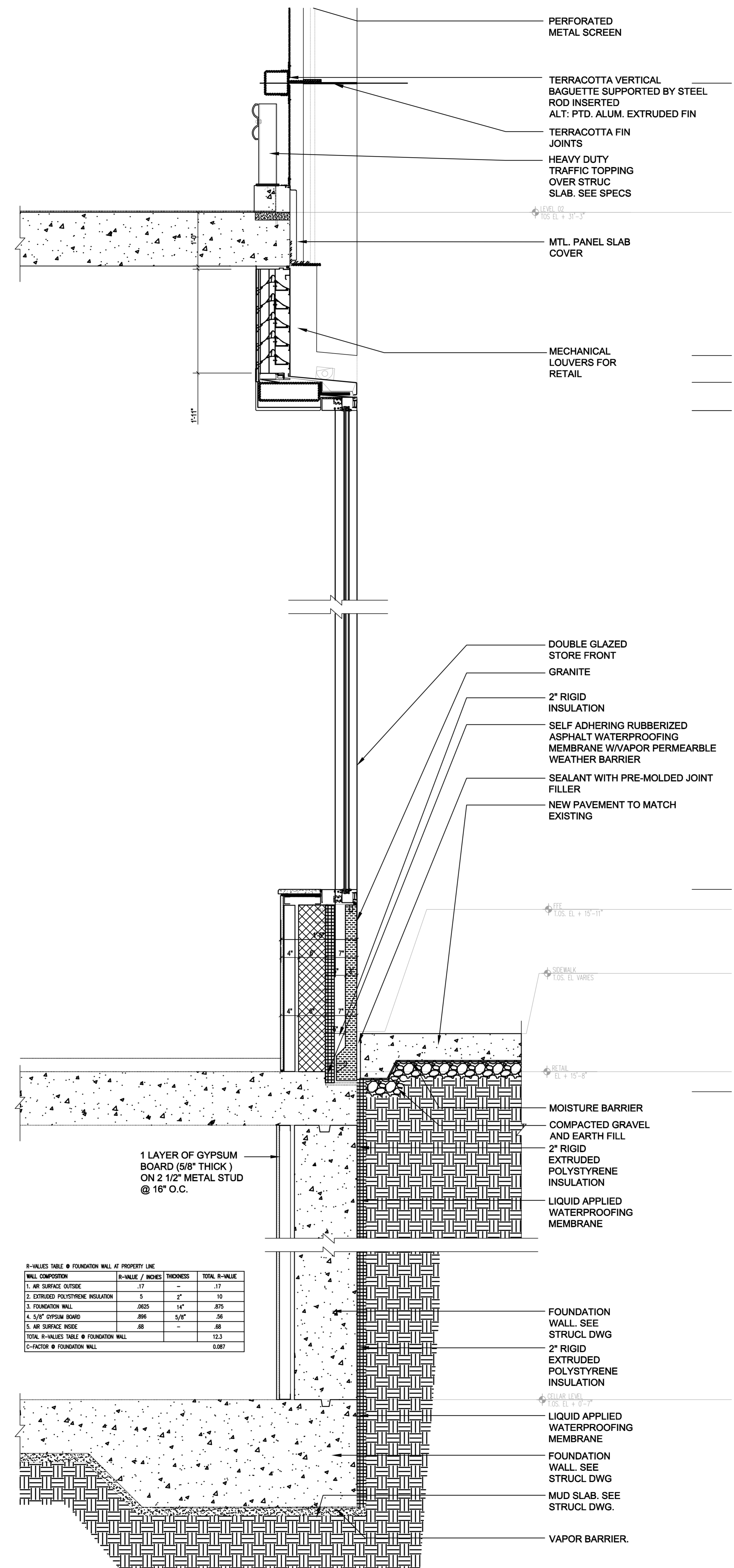




R-VALUES TABLE # FOUNDATION WALL AT PROPERTY LINE

| WALL COMPOSITION                       | R-VALUE / INCHES | THICKNESS | TOTAL R-VALUE |
|--|------------------|-----------|---------------|
| 1. 1/4" SURFACE GORSE                  | .17              | -         | .17           |
| 2. EXTRUDED POLYSTYRENE INSULATION     | 5                | 2"        | 10            |
| 3. FOUNDATION WALL                     | .825             | 14"       | .825          |
| 4. 5/8" GYPSUM BOARD                   | .05              | 5/8"      | .05           |
| 5. 1/4" SURFACE ROSE                   | .08              | -         | .08           |
| TOTAL R-VALUES TABLE # FOUNDATION WALL |                  |           | 13.3          |
| C-FACTOR # FOUNDATION WALL             |                  |           | 0.887         |

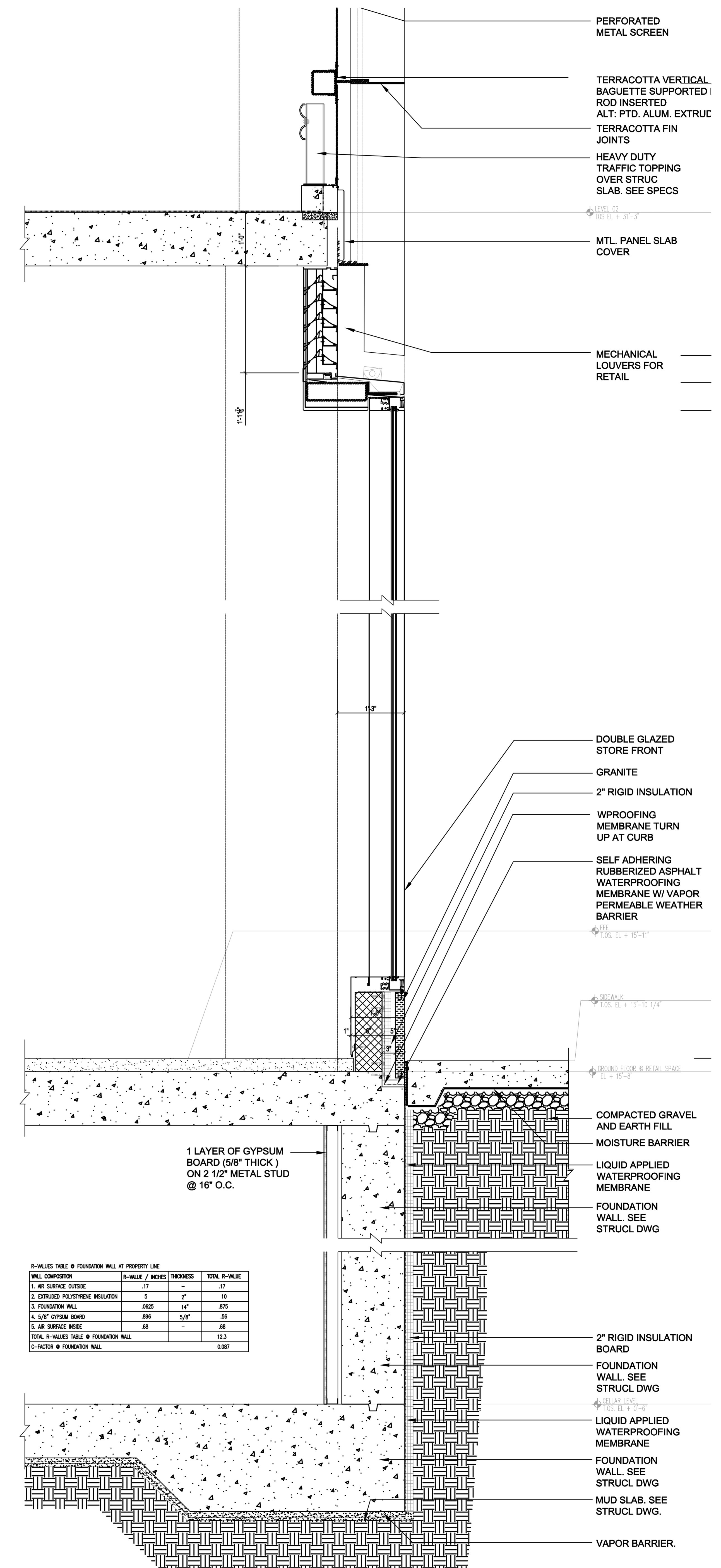
3 TYP. WALL DETAIL @ WEST STOREFRONT Scale: 1"=1'-0"



R-VALUES TABLE # FOUNDATION WALL AT PROPERTY LINE

| WALL COMPOSITION                       | R-VALUE / INCHES | THICKNESS | TOTAL R-VALUE |
|--|------------------|-----------|---------------|
| 1. 1/4" SURFACE GORSE                  | .17              | -         | .17           |
| 2. EXTRUDED POLYSTYRENE INSULATION     | 5                | 2"        | 10            |
| 3. FOUNDATION WALL                     | .825             | 14"       | .825          |
| 4. 5/8" GYPSUM BOARD                   | .05              | 5/8"      | .05           |
| 5. 1/4" SURFACE ROSE                   | .08              | -         | .08           |
| TOTAL R-VALUES TABLE # FOUNDATION WALL |                  |           | 13.3          |
| C-FACTOR # FOUNDATION WALL             |                  |           | 0.887         |

2 TYP. WALL DETAIL @ WEST STOREFRONT Scale: 1"=1'-0"



R-VALUES TABLE # FOUNDATION WALL AT PROPERTY LINE

| WALL COMPOSITION                       | R-VALUE / INCHES | THICKNESS | TOTAL R-VALUE |
|--|------------------|-----------|---------------|
| 1. 1/4" SURFACE GORSE                  | .17              | -         | .17           |
| 2. EXTRUDED POLYSTYRENE INSULATION     | 5                | 2"        | 10            |
| 3. FOUNDATION WALL                     | .825             | 14"       | .825          |
| 4. 5/8" GYPSUM BOARD                   | .05              | 5/8"      | .05           |
| 5. 1/4" SURFACE ROSE                   | .08              | -         | .08           |
| TOTAL R-VALUES TABLE # FOUNDATION WALL |                  |           | 13.3          |
| C-FACTOR # FOUNDATION WALL             |                  |           | 0.887         |

1 TYP. WALL DETAIL @ SOUTH STOREFRONT Scale: 1"=1'-0"

NOTES:

- PERFORATED METAL SCREEN
- TERRACOTTA VERTICAL BAGUETTE SUPPORTED BY STEEL ROD INSERTED
- TERRACOTTA FIN JOINTS
- HEAVY DUTY TRAFFIC TOPPING OVER STRUC SLAB. SEE SPECS
- MTL. PANEL SLAB COVER
- MECHANICAL LOUVERS FOR RETAIL
- DOUBLE GLAZED STORE FRONT
- GRANITE
- 2" RIGID INSULATION
- SELF ADHERING RUBBERIZED ASPHALT WATERPROOFING MEMBRANE W/VAPOR PERMEABLE WEATHER BARRIER
- SEALANT WITH PRE-MOLDED JOINT FILLER
- NEW PAVEMENT TO MATCH EXISTING
- MOISTURE BARRIER
- COMPACTED GRAVEL AND EARTH FILL
- 2" RIGID EXTRUDED POLYSTYRENE INSULATION
- LIQUID APPLIED WATERPROOFING MEMBRANE
- FOUNDATION WALL. SEE STRUC. DWG
- VAPOR BARRIER

NOT FOR CONSTRUCTION

Number: Date: Revision:

Project: **City View Tower at Court Square**  
23-15 44th Drive  
Long Island City, NY 11101

Client: **Cityview Tower LLC**  
112-15 NORTHERN BLVD, CF-2  
CORONA, NY 11368  
(718) 321-8652

Architect: **HILL | WEST** ARCHITECTS  
11 BROADWAY  
17TH FLOOR  
NEW YORK, NY 10004  
T. 212 213 8007

Consultant: **DESIMONE CONSULTING ENGINEERS**  
140 Broadway 25th Floor  
New York, NY 10005  
(212) 532-2211

**Cosentini Associates**  
Two Pennsylvania Plaza, 3rd FL.  
New York, NY 10121  
(212) 615-3600

**Whitehall**  
11 Broadway, 17th Floor  
New York, NY 10004  
(212) 908-4940

DOB STAMPS & SIGNATURES:

DWG TITLE: **ENERGY CODE COMPLIANCE SHEET - 2**

SEAL & SIGNATURE: DATE: 01/18/2017

PROJECT #: 150218

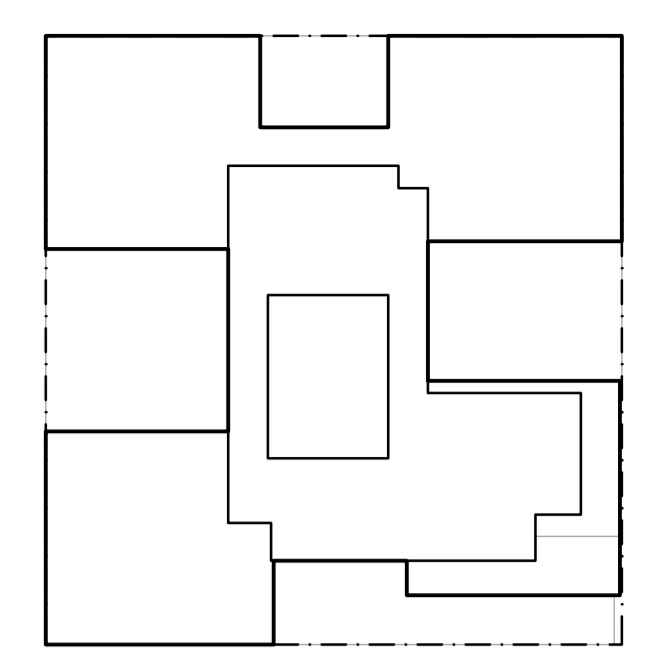
SCALE: AS NOTED

**EN-002.00**

DWG NO. 002 OF 58

TO THE BEST OF MY KNOWLEDGE, BELIEF AND PROFESSIONAL JUDGEMENT, THESE PLANS AND SPECIFICATIONS ARE IN COMPLIANCE WITH THE ENERGY CONSERVATION CONSTRUCTION CODE OF NEW YORK CITY 2016

\*THIS PLAN APPROVED ONLY FOR WORK INDICATED ON THE APPLICATION SPECIFICATION SHEET. ALL OTHER MATTERS SHOWN ARE NOT TO BE RELIED UPON, OR TO BE CONSIDERED AS EITHER BEING APPROVED OR IN ACCORDANCE WITH APPLICABLE CODES\*



**KEY PLAN**

**NOTES:**

| Date       | Issue          | Description    |
|------------|----------------|----------------|
| 01/05/2017 | ISSUED FOR DOB | ISSUED FOR DOB |
| 11/17/2016 | ISSUED FOR DOB | ISSUED FOR DOB |
| 10/12/2016 | ISSUED FOR DOB | ISSUED FOR DOB |
| 04/02/2016 | ISSUED FOR DOB | ISSUED FOR DOB |
| 02/05/2016 | ISSUED FOR DOB | ISSUED FOR DOB |

Number: Date: Revision:

**City View Tower at Court Square**  
 23-15 44th Drive  
 Long Island City, NY 11101

Client: **Cityview Tower LLC**  
 112-15 NORTHERN BLVD, CF-2  
 CORONA, NY 11368  
 (718) 321-8552

Architect: **HILL WEST ARCHITECTS**  
 11 BROADWAY, 17TH FLOOR  
 NEW YORK, NY 10004  
 T. 212 213 8007

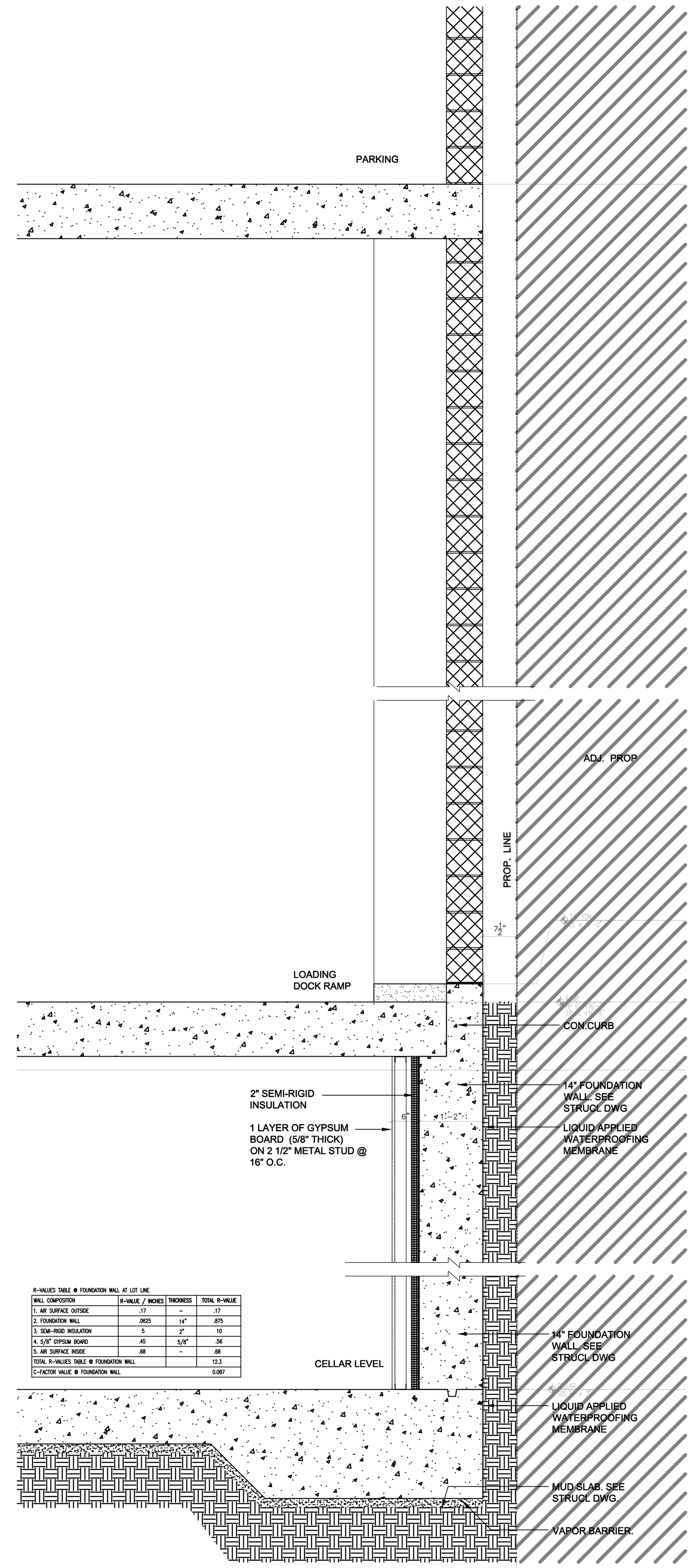
Consultant: **DESIMONE CONSULTING ENGINEERS**  
 140 Broadway, 25th Floor  
 New York, NY 10005  
 (212) 532-2211

**Cosentini Associates**  
 Two Pennsylvania Plaza, 3rd FL.  
 New York, NY 10121  
 (212) 615-3600  
**Whitehall**  
 11 Broadway, 17th Floor  
 New York, NY 10004  
 (212) 908-4940

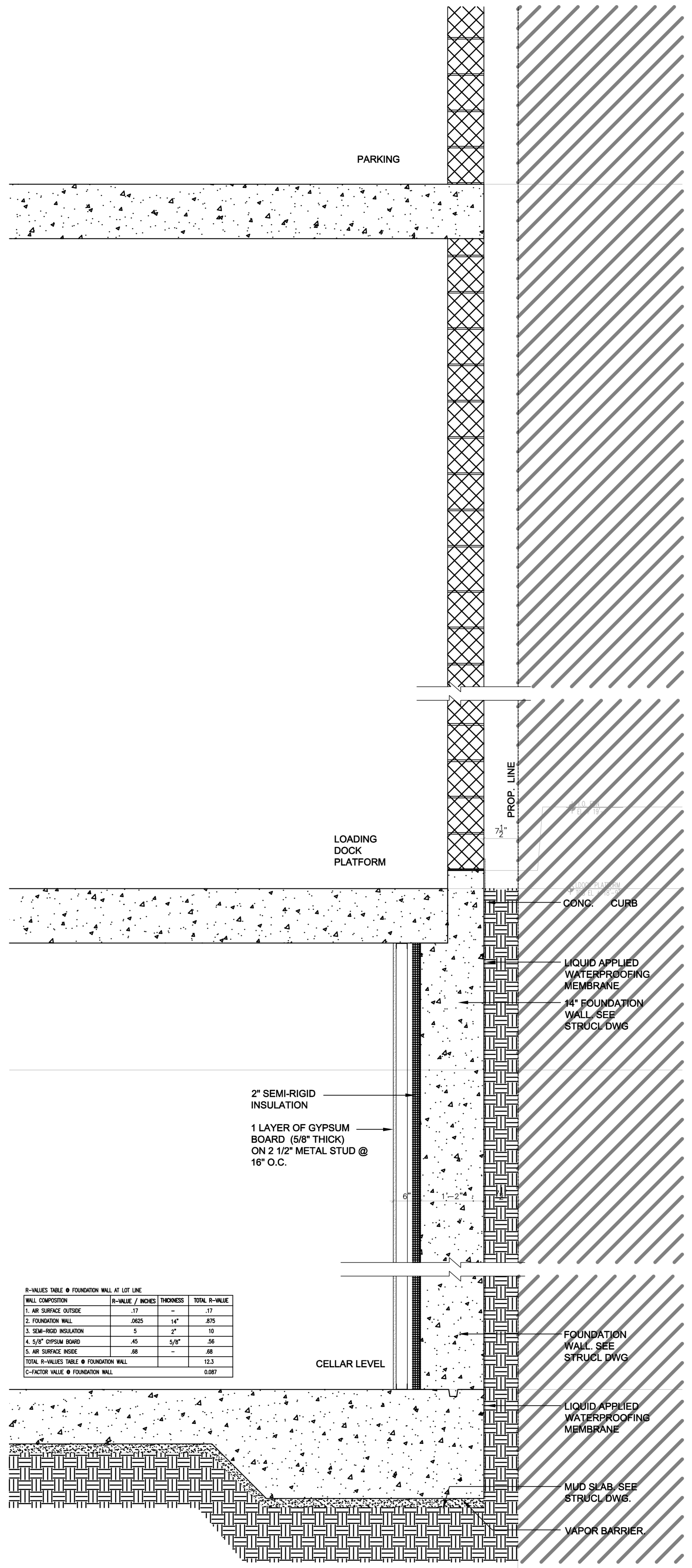
DOB STAMPS & SIGNATURES:

DWG TITLE: **ENERGY CODE COMPLIANCE SHEET - 3**

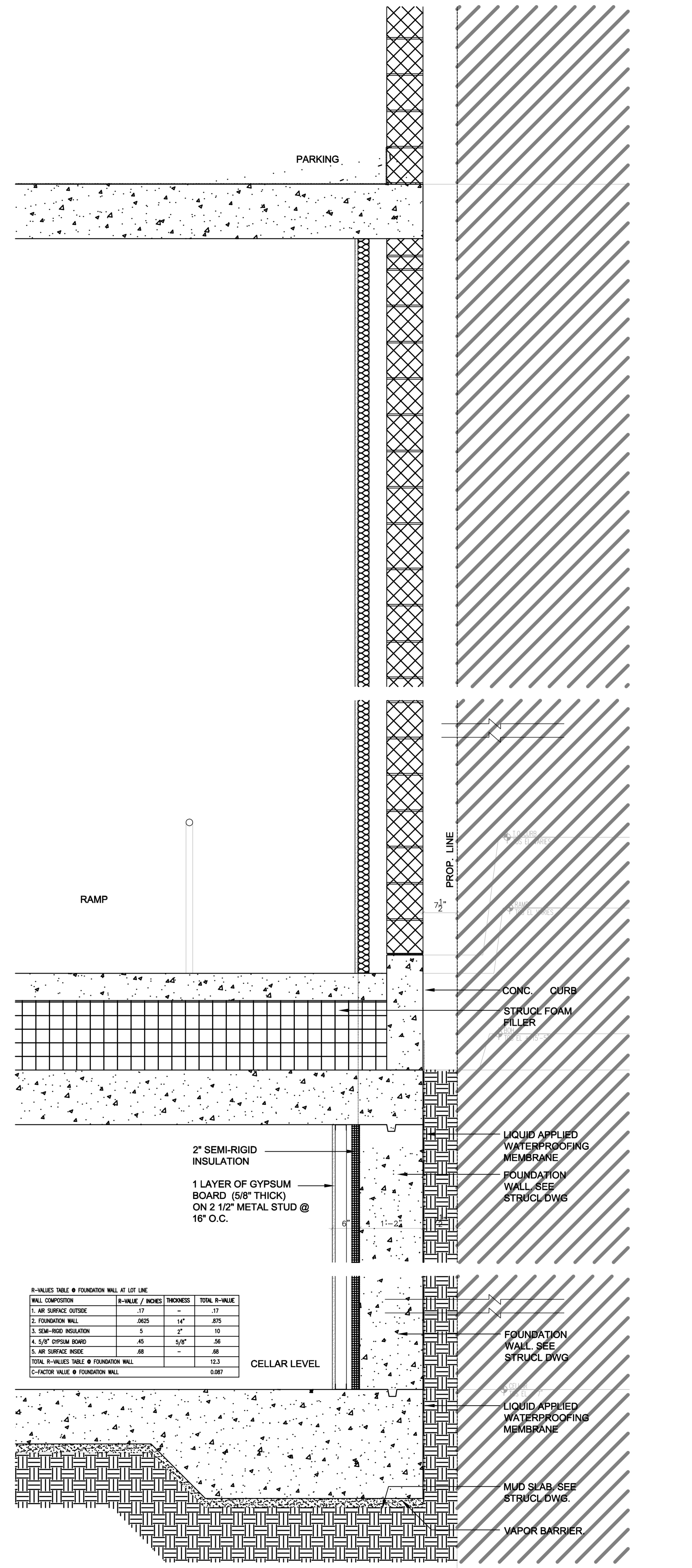
SEAL & SIGNATURE: [Signature]  
 DATE: 01/09/2017  
 PROJECT #: 150318  
 SCALE: AS NOTED  
**EN-003.00**  
 DWG NO. 003 OF 58



**3 WALL SECTION THRU EAST LOT LINE**  
 Scale: 1"=1'-0"



**2 WALL SECTION THRU EAST LOT LINE**  
 Scale: 1"=1'-0"



**1 WALL SECTION THRU EAST LOT LINE**  
 Scale: 1"=1'-0"

TO THE BEST OF MY KNOWLEDGE, BELIEF AND PROFESSIONAL JUDGEMENT, THESE PLANS AND SPECIFICATIONS ARE IN COMPLIANCE WITH THE ENERGY CONSERVATION CONSTRUCTION CODE OF NEW YORK CITY 2016.  
 \* THIS PLAN APPROVED ONLY FOR WORK INDICATED ON THE APPLICATION SPECIFICATION SHEET. ALL OTHER MATTERS SHOWN ARE NOT TO BE RELIED UPON, OR TO BE CONSIDERED AS EITHER BEING APPROVED OR IN ACCORDANCE WITH APPLICABLE CODES.\*