

OWNER:
VICTOR NOMAD LLC

CONSTRUCTION MANAGER:
LEND LEASE
200 PARK AVENUE, 9TH FLOOR
NEW YORK, NY 10166
TEL: 212 592 6700

ARCHITECT:
RAFAEL VIÑOLY ARCHITECTS PC
50 VANDAM STREET
NEW YORK, NY 10013
TEL: 212 924 5060 FAX: 212 924 5858

STRUCTURAL ENGINEER:
WSP PARSONS BRINCKERHOFF
ONE PENN PLAZA, 4TH FLOOR
NEW YORK, NY 10119
TEL: 212 687 9888

MEP/FP/IT ENGINEER:
MGE ENGINEERING
116 WEST 32ND STREET, 12TH FLOOR
NEW YORK, NY 10001
TEL: 212 643 9055

GEOTECH CIVIL ENGINEER:
LANGAN ENGINEERING
300 KIMBALL DRIVE, 4TH FLOOR
PARSIPPANY, NJ 07054
TEL: 973 560 4900

VERTICAL TRANSPORT CONSULTANT:
VAN DEUSEN & ASSOCIATES
120 EAGLE ROCK AVENUE, SUITE 310
EAST HANOVER, NJ 07936
TEL: 973 994 9220

ENCLOSURE CONSULTANT:
VIDARIS, INC.
360 PARK AVENUE SOUTH, 15TH FLOOR
NEW YORK, NY 10010
TEL: 212 689 5389

FAÇADE MAINTENANCE CONSULTANT:
ENTEK ENGINEERING LLC
166 AMES STREET
HACKENSACK, NJ 07601
TEL: 201 820 2801

ACOUSTICAL CONSULTANT:
CERAMI & ASSOCIATES
404 FIFTH AVENUE
NEW YORK, NY 10018
TEL: 212 616 4179

LIGHTING CONSULTANT:
ONE LUX STUDIO
158 WEST 29TH STREET, 10TH FLOOR
NEW YORK, NY 10001
TEL: 212 201 5790

SPECIFICATIONS CONSULTANT:
ROBERT SCHWARTZ & ASSOCIATES
589 EIGHTH AVENUE, 17TH FLOOR
NEW YORK, NY 10018
TEL: 212 691 3248

ENERGY MODELING CONSULTANT:
STEVEN WINTER ASSOCIATES, INC
307 SEVENTH AVENUE, SUITE 1701
NEW YORK, NY 10001
TEL: 212 564 5800

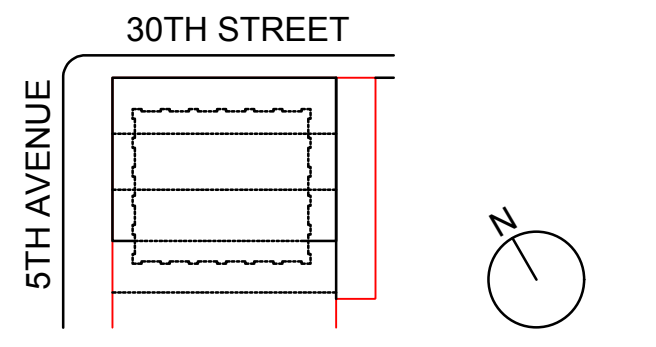
INTERIOR DESIGN CONSULTANT:
BEERS INTERIORS
156 5TH AVENUE, PENTHOUSE 2
NEW YORK, NY 10010
TEL: 212 352 2020

NYC DEPT. OF BUILDINGS
PAA #1

ARCHITECT'S SEAL

^	_____
▲	_____
✶	_____
✶	_____
✶	_____
✶	_____
✶	_____
✶	_____
✶	_____
✶	_____
✶	_____
✶	_____
✶	_____
✶	_____

02/24/2017	PAA #1
04/08/2016	DOB SUBMITTAL
ISSUE NO.	DATE
ISSUE NO.	DATE
ISSUE NO.	DATE



KEY PLAN AND NORTH SIGN
IF THIS DRAWING IS NOT 42" X 30" IT IS
A REDUCED PRINT.
REFER TO GRAPHIC SCALE

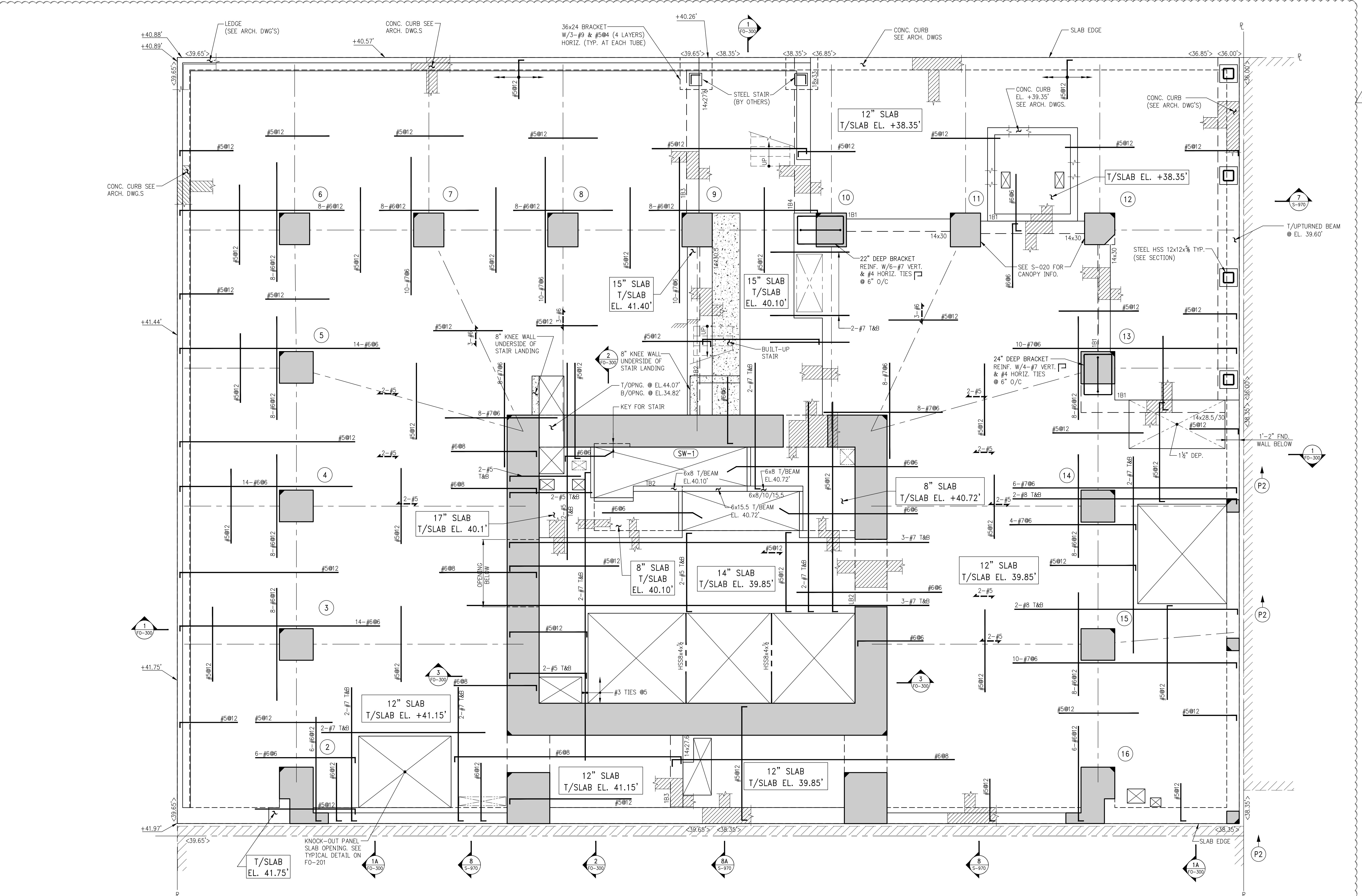
SCALE 1/4" = 1'-0"

GROUND FLOOR FRAMING PLAN

SHEET TITLE:

S-010.01

SHEET NUMBER:
1490153


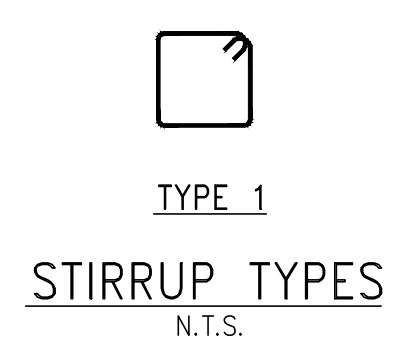
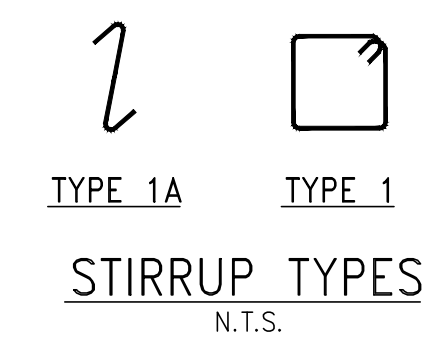


BEAM MARK	SIZE		REINFORCEMENT			STIRRUPS			REMARKS
	WIDTH	DEPTH	BOTTOM CONTINUOUS	TOP CONTINUOUS	TOP ADD'L BARS AT SUPPORT	TYPE	SIZE	SPACING	
1B1	14	28.5/30	3-#9	3-#9		1	#4	@10	SEE PLAN FOR DEPTH
1B2	14	30.5	3-#9	3-#9		1	#4	@12	#4 HORIZ. SKIN REINF. @10 E.F.
1B3	14	27 1/2	3-#8	3-#7		1	#4	@12	#4 HORIZ. SKIN REINF. @10 E.F.
1B4	18	33	3-#8	3-#7		1	#4	@12	#4 HORIZ. SKIN REINF. @10 E.F.

1 GROUND FLOOR FRAMING PLAN
SCALE: 1/4" = 1'-0"

NOTES:
 1. TOP OF SLAB ELEVATION TO BE 39.85' U.O.N. ON PLAN
 2. SLAB TO BE 12" THICK U.O.N. THUS U.O.N. ON PLAN
 3. FOR GENERAL NOTES, ABBREVIATIONS AND LEGEND SEE DRAWING FO-001.
 4. FOR LINK BEAM SCHEDULE AND SHEARWALL DETAILS SEE S-940 SERIES DRAWINGS.
 5. FOR COLUMN SIZES, REINFORCEMENT AND DETAILS SEE S-950 SERIES DRAWINGS.
 6. FOR TYPICAL SUPERSTRUCTURE DETAILS SEE S-960 SERIES DRAWINGS.
 7. FOR SUPERSTRUCTURE SECTIONS SEE S-970 SERIES DRAWINGS.
 8. FOR STAIR DETAILS AND SECTIONS SEE S-980 SERIES DRAWINGS.
 9. BOTTOM REINFORCEMENT TO BE: #4@12 CONT. E.W. U.O.N. FOR 8" & 9" SLAB
 #4@10 CONT. E.W. U.O.N. FOR 10" & 11" SLAB
 #5@12 CONT. E.W. U.O.N. FOR 12" & 14" SLAB
 #6@12 CONT. E.W. U.O.N. FOR 15" & 17" SLAB

BEAM MARK	SIZE		REINFORCEMENT			STIRRUPS			REMARKS
	WIDTH	DEPTH	BOTTOM CONTINUOUS	TOP CONTINUOUS	TOP ADD'L BARS AT SUPPORT	TYPE	SIZE	SPACING	
1B1	6/7	14/16/17	1-#7	1-#7		1A	#3	@4	
1B2	6/7	8/9/10/12	1-#7	1-#7		1A	#3	@4	
1B3	13	17	2-#7	2-#7		1	#3	@6	



277
Fifth Avenue

NEW YORK, NY

OWNER:
VICTOR NOMAD LLC

CONSTRUCTION MANAGER:
LEND LEASE
200 PARK AVENUE, 9TH FLOOR
NEW YORK, NY 10016
TEL: 212 592 6700

ARCHITECT:
RAFAEL VINOLY ARCHITECTS PC
50 VANDAM STREET
NEW YORK, NY 10013
TEL: 212 924 5060 FAX: 212 924 5858

STRUCTURAL ENGINEER:
WSP PARSONS BRINCKERHOFF
ONE PENN PLAZA, 4TH FLOOR
NEW YORK, NY 10119
TEL: 212 687 9888

MEP/FP/IT ENGINEER:
MGE ENGINEERING
116 WEST 32ND STREET, 12TH FLOOR
NEW YORK, NY 10001
TEL: 212 643 9055

GEOTECH CIVIL ENGINEER:
LANGAN ENGINEERING
300 KIMBALL DRIVE, 4TH FLOOR
PARSIPPANY, NJ 07054
TEL: 973 560 4900

VERTICAL TRANSPORT CONSULTANT:
VAN DEUSEN & ASSOCIATES
120 EAGLE ROCK AVENUE, SUITE 310
EAST HANOVER, NJ 07936
TEL: 973 994 9220

ENCLOSURE CONSULTANT:
VIDARIS, INC
360 PARK AVENUE SOUTH, 15TH FLOOR
NEW YORK, NY 10010
TEL: 212 689 5389

FAÇADE MAINTENANCE CONSULTANT:
ENTEK ENGINEERING LLC
166 AMES STREET
HACKENSACK, NJ 07601
TEL: 201 820 2801

ACOUSTICAL CONSULTANT:
CERAMI & ASSOCIATES
404 FIFTH AVENUE
NEW YORK, NY 10018
TEL: 212 616 4179

LIGHTING CONSULTANT:
ONE LUX STUDIO
158 WEST 29TH STREET, 10TH FLOOR
NEW YORK, NY 10001
TEL: 212 201 5790

SPECIFICATIONS CONSULTANT:
ROBERT SCHWARTZ & ASSOCIATES
589 EIGHTH AVENUE, 17TH FLOOR
NEW YORK, NY 10018
TEL: 212 691 3248

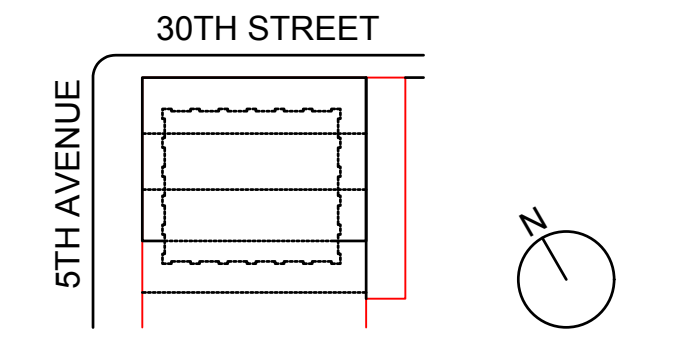
ENERGY MODELING CONSULTANT:
STEVEN WINTER ASSOCIATES, INC
307 SEVENTH AVENUE, SUITE 1701
NEW YORK, NY 10001
TEL: 212 564 5800

INTERIOR DESIGN CONSULTANT:
BEERS INTERIORS
156 5TH AVENUE, PENTHOUSE 2
NEW YORK, NY 10010
TEL: 212 352 2020

NYC DEPT. OF BUILDINGS
PAA #1

ARCHITECT'S SEAL

02/24/2017 PAA #1
ISSUE DATE DESCRIPTION
NO. DATE



KEY PLAN AND NORTH SIGN
IF THIS DRAWING IS NOT 42" X 30" IT IS
A REDUCED PRINT.
REFER TO GRAPHIC SCALE

SCALE 1/4" = 1'-0"

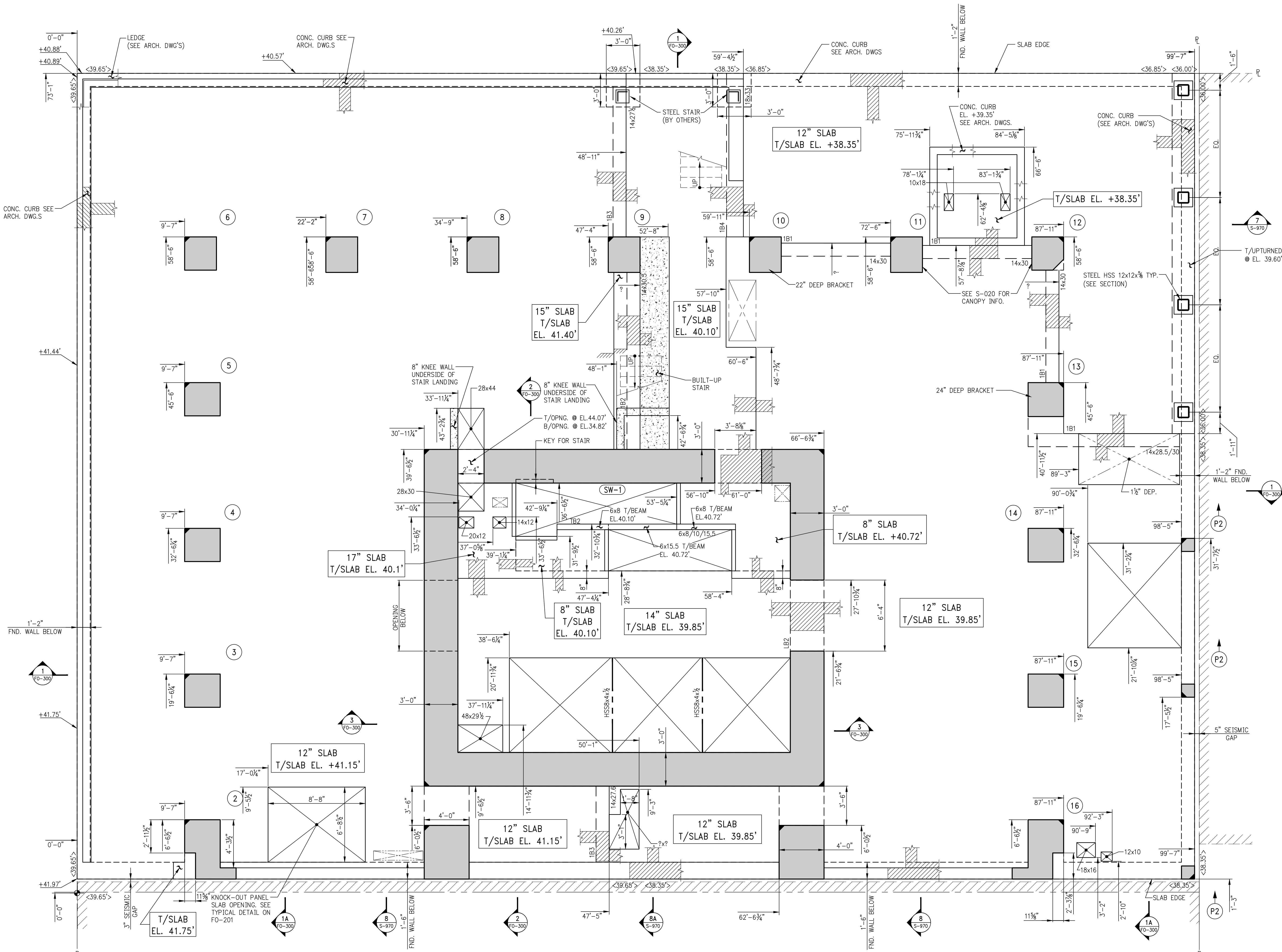
GROUND FLOOR
GENERAL ARRANGEMENT
PLAN

SHEET TITLE:

S-019.00

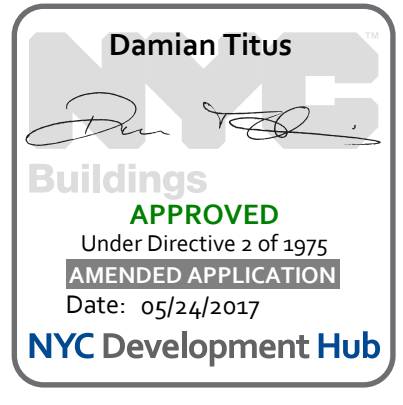
SHEET NUMBER:

1490153



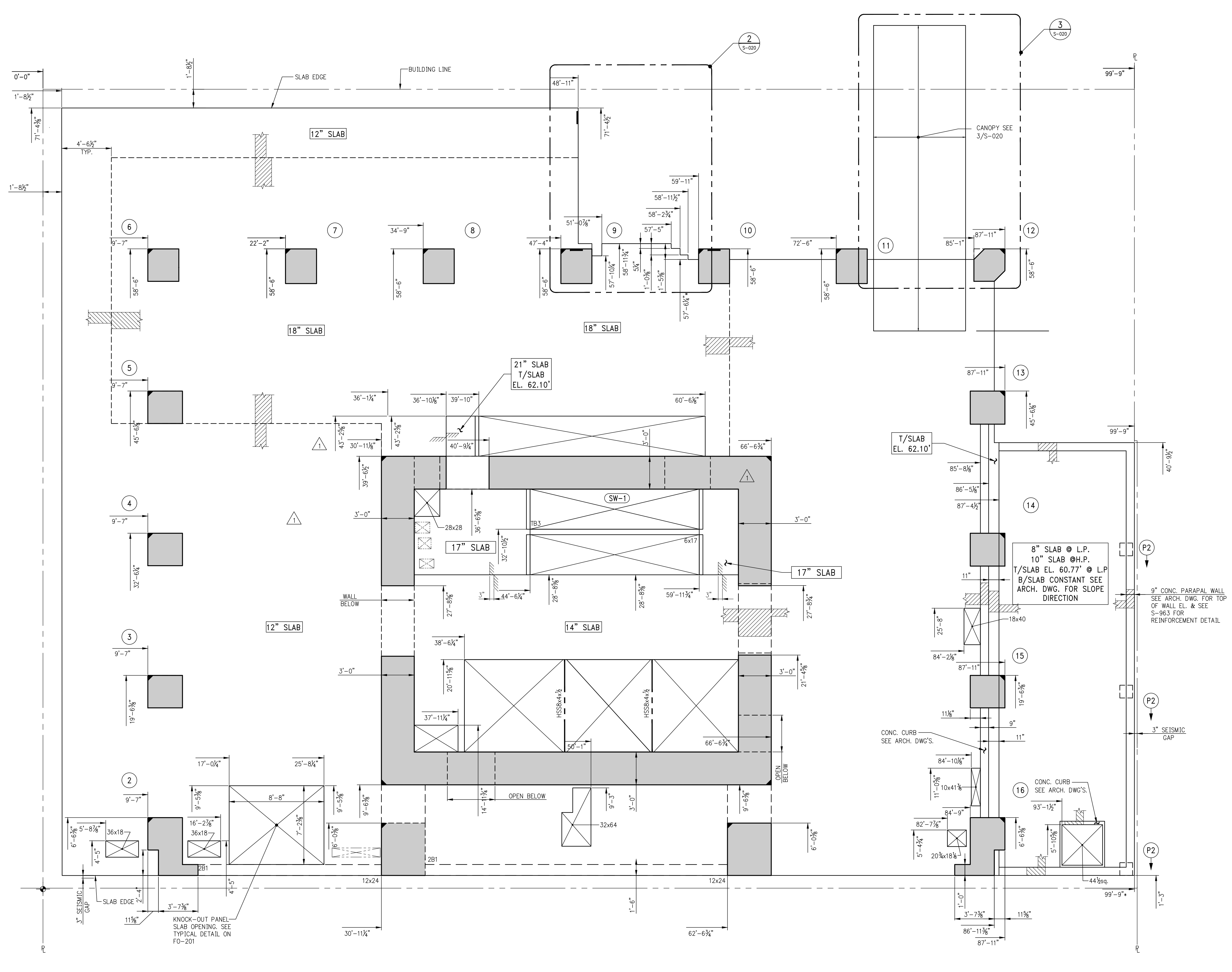
1 GROUND FLOOR GENERAL ARRANGEMENT PLAN
SCALE: 1/4" = 1'-0"

NOTES:
1. FOR NOTES SEE CORRESPONDING FRAMING PLAN.



© 2016 RAFAEL VINOLY ARCHITECTS

1 2 3 4 5 6



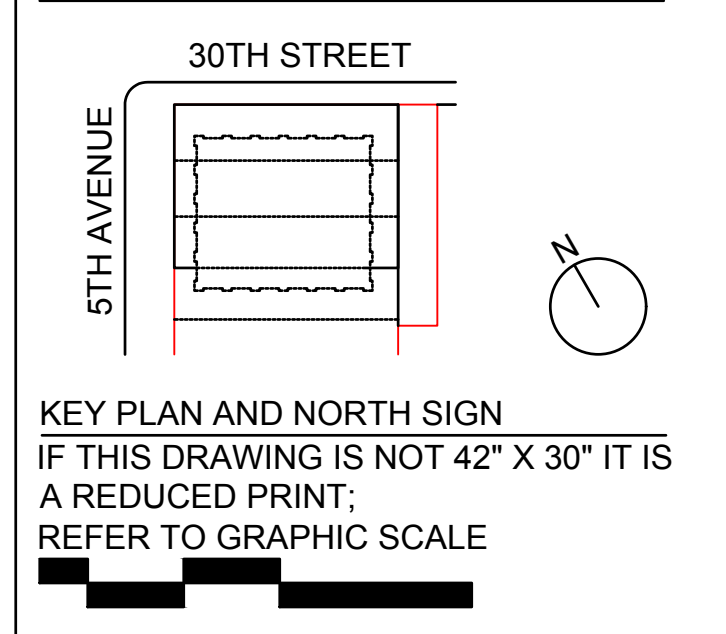
1 2ND FLOOR GENERAL ARRANGEMENT PLAN
 SCALE: 1/4" = 1'-0"
NOTES:
 1. FOR NOTES SEE CORRESPONDING FRAMING PLAN.

277

Fifth Avenue
 NEW YORK, NY

- OWNER:**
 VICTOR NOMAD LLC
- CONSTRUCTION MANAGER:**
 LEND LEASE
 200 PARK AVENUE, 9TH FLOOR
 NEW YORK, NY 10166
 TEL: 212 592 6700
- ARCHITECT:**
 RAFAEL VINOLY ARCHITECTS PC
 50 VANDAM STREET
 NEW YORK, NY 10013
 TEL: 212 924 5060 FAX: 212 924 5858
- STRUCTURAL ENGINEER:**
 WSP PARSONS BRINCKERHOFF
 ONE PENN PLAZA, 4TH FLOOR
 NEW YORK, NY 10119
 TEL: 212 687 9888
- MEP/FP/IT ENGINEER:**
 MGE ENGINEERING
 116 WEST 32ND STREET, 12TH FLOOR
 NEW YORK, NY 10001
 TEL: 212 643 9055
- GEOTECH CIVIL ENGINEER:**
 LANGAN ENGINEERING
 300 KIMBALL DRIVE, 4TH FLOOR
 PARSIPPANY, NJ 07054
 TEL: 973 560 4900
- VERTICAL TRANSPORT CONSULTANT:**
 VIDARIS, INC.
 360 PARK AVENUE SOUTH, 15TH FLOOR
 NEW YORK, NY 10010
 TEL: 212 689 5389
- ENCLOSURE CONSULTANT:**
 ENTEK ENGINEERING LLC
 166 AMES STREET
 HACKENSACK, NJ 07601
 TEL: 201 820 2801
- ACoustICAL CONSULTANT:**
 CERAMI & ASSOCIATES
 404 FIFTH AVENUE
 NEW YORK, NY 10018
 TEL: 212 616 4179
- LIGHTING CONSULTANT:**
 ONE LUX STUDIO
 158 WEST 29TH STREET, 10TH FLOOR
 NEW YORK, NY 10001
 TEL: 212 201 5790
- SPECIFICATIONS CONSULTANT:**
 ROBERT SCHWARTZ & ASSOCIATES
 589 EIGHTH AVENUE, 17TH FLOOR
 NEW YORK, NY 10018
 TEL: 212 691 3248
- ENERGY MODELING CONSULTANT:**
 STEVEN WINTER ASSOCIATES, INC
 307 SEVENTH AVENUE, SUITE 1701
 NEW YORK, NY 10001
 TEL: 212 564 5800
- INTERIOR DESIGN CONSULTANT:**
 BEERS INTERIORS
 156 5TH AVENUE, PENTHOUSE 2
 NEW YORK, NY 10010
 TEL: 212 352 2020
- NYC DEPT. OF BUILDINGS
 PAA #1

ARCHITECT'S SEAL



KEY PLAN AND NORTH SIGN
 IF THIS DRAWING IS NOT 42" X 30" IT IS
 A REDUCED PRINT.
 REFER TO GRAPHIC SCALE

SCALE 1/4" = 1'-0"

2nd FLOOR GENERAL ARRANGEMENT PLAN

SHEET TITLE:
S-029.00

SHEET NUMBER:
 1490153

OWNER:
VICTOR NOMAD LLC

CONSTRUCTION MANAGER:
LEND LEASE
200 PARK AVENUE 9TH FLOOR
NEW YORK, NY 10166
TEL: 212 592 6700

ARCHITECT:
RAFAEL VIÑOLY ARCHITECTS PC
50 VANDAM STREET
NEW YORK, NY 10013
TEL: 212 924 5060 FAX: 212 924 5858

STRUCTURAL ENGINEER:
WSP PARSONS BRINCKERHOFF
ONE PENN PLAZA, 4TH FLOOR
NEW YORK, NY 10119
TEL: 212 687 9888

MEP/FP/IT ENGINEER:
MGE ENGINEERING
116 WEST 32ND STREET, 12TH FLOOR
NEW YORK, NY 10001
TEL: 212 643 9055

GEOTECH CIVIL ENGINEER:
LANGAN ENGINEERING
300 KIMBALL DRIVE, 4TH FLOOR
PARSIPPANY, NJ 07054
TEL: 973 560 4900

VERTICAL TRANSPORT CONSULTANT:
VIDARIS, INC
360 PARK AVENUE SOUTH, 15TH FLOOR
NEW YORK, NY, 10010
TEL: 212 689 5389

ENCLOSURE CONSULTANT:
VIDARIS, INC
360 PARK AVENUE SOUTH, 15TH FLOOR
NEW YORK, NY, 10010
TEL: 212 689 5389

FAÇADE MAINTENANCE CONSULTANT:
ENTEK ENGINEERING LLC
166 AMES STREET
HACKENSACK, NJ, 07601
TEL: 201 820 2801

ACOUSTICAL CONSULTANT:
CERAMI & ASSOCIATES
404 FIFTH AVENUE
NEW YORK, NY, 10018
TEL: 212 616 4179

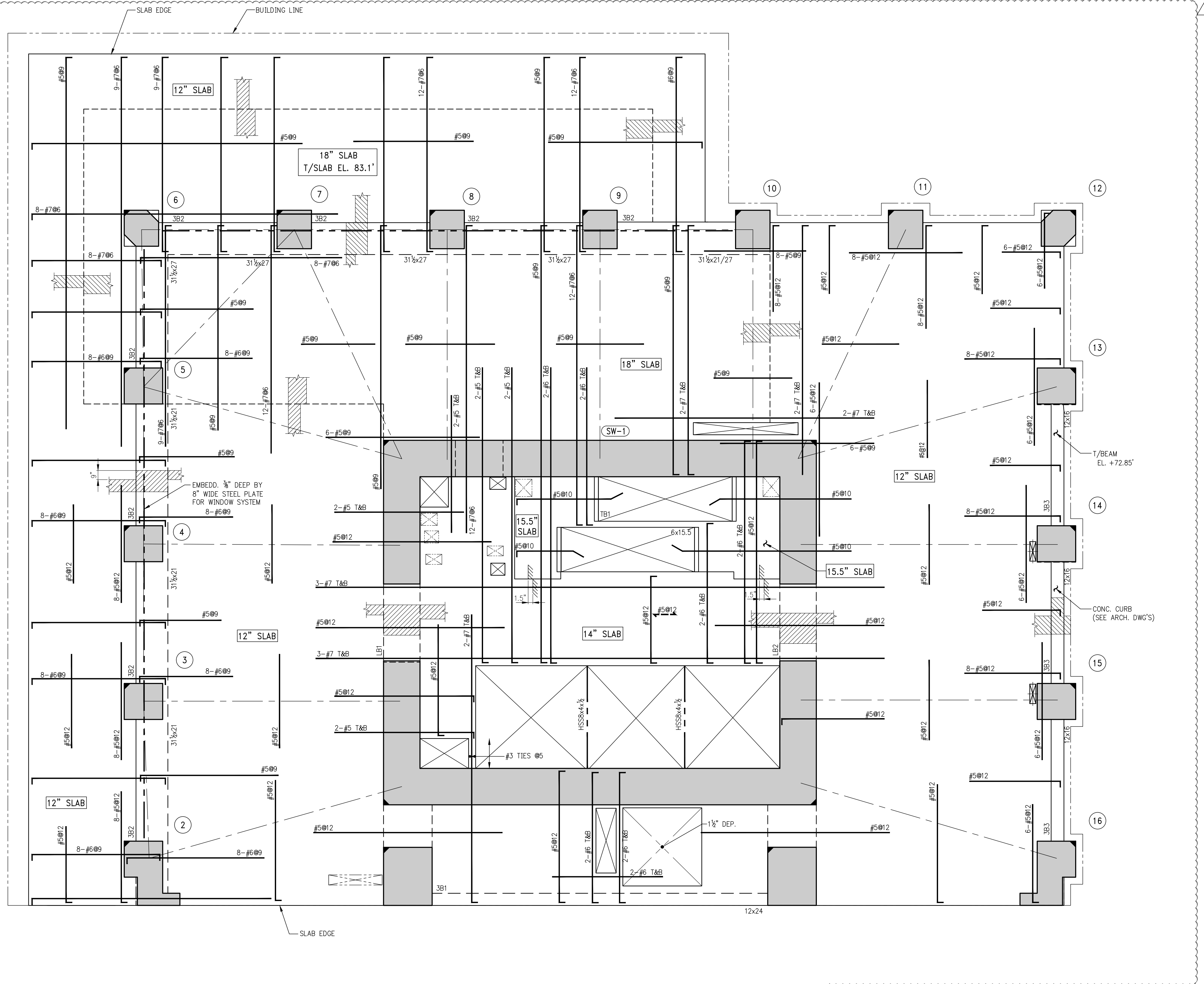
LIGHTING CONSULTANT:
ONE LUX STUDIO
158 WEST 29TH STREET, 10TH FLOOR
NEW YORK, NY, 10001
TEL: 212 201 5790

SPECIFICATIONS CONSULTANT:
ROBERT SCHWARTZ & ASSOCIATES
589 EIGHTH AVENUE, 17TH FLOOR
NEW YORK, NY, 10018
TEL: 212 691 3248

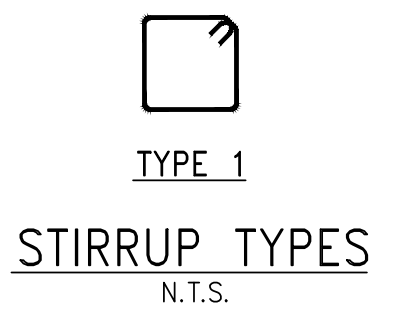
ENERGY MODELING CONSULTANT:
STEVEN WINTER ASSOCIATES, INC
307 SEVENTH AVENUE, SUITE 1701
NEW YORK, NY, 10001
TEL: 212 564 5800

INTERIOR DESIGN CONSULTANT:
BEERS INTERIORS
156 5TH AVENUE, PENTHOUSE 2
NEW YORK, NY, 10010
TEL: 212 352 2020

NYC DEPT. OF BUILDINGS
PAA #1



BEAM SCHEDULE									
BEAM MARK	SIZE		REINFORCEMENT			STIRRUPS			REMARKS
	WIDTH	DEPTH	BOTTOM CONTINUOUS	TOP CONTINUOUS	TOP ADD'L BARS AT SUPPORT	TYPE	SIZE	SPACING	
3B1	12	24	2-#7	2-#7		1	#3	@10	
3B2	31½	21/27	4-#6	4-#7		1	#4	@12	
3B3	12	16	2-#8	2-#8		1	#4	@6	



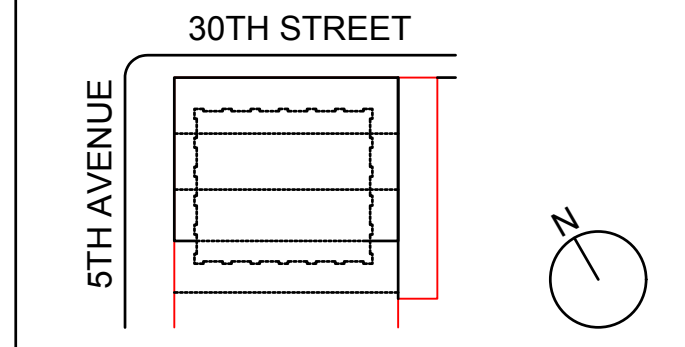
1 3RD FLOOR FRAMING PLAN
SCALE: 1/4" = 1'-0"

NOTES:
1. TOP OF SLAB ELEVATION TO BE 83.85" U.O.N. ON PLAN
2. SLAB TO BE 12" THICK U.O.N. THUS ON PLAN
3. BOTTOM REINF. TO BE #5@12 CONT. E.W. FOR 12", 14" SLAB
#5@10 CONT. E.W. FOR 15.5" SLAB
#5@9 CONT. E.W. FOR 17" & 18" SLAB
4. FOR BALANCE OF NOTES SEE DRAWING S-010.

ARCHITECT'S SEAL

1/4" = 1'-0"

NO.	ISSUE DATE	DESCRIPTION
1	02/24/2017	PAA #1
2	04/08/2016	DOB SUBMITTAL

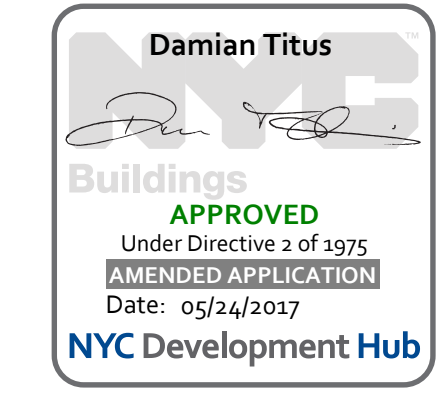


SCALE 1/4" = 1'-0"

3rd FLOOR FRAMING PLAN

SHEET TITLE: **S-030.01**

SHEET NUMBER: 1490153



© 2016 RAFAEL VIÑOLY ARCHITECTS

OWNER:
VICTOR NOMAD LLC

CONSTRUCTION MANAGER:
LEND LEASE
200 PARK AVENUE, 9TH FLOOR
NEW YORK, NY 10166
TEL: 212 592 6700

ARCHITECT:
RAFAEL VIÑOLY ARCHITECTS PC
50 VANDAM STREET
NEW YORK, NY 10013
TEL: 212 924 5060 FAX: 212 924 5858

STRUCTURAL ENGINEER:
WSP PARSONS BRINCKERHOFF
ONE PENN PLAZA, 4TH FLOOR
NEW YORK, NY 10119
TEL: 212 687 9888

MEP/FP/IT ENGINEER:
MGE ENGINEERING
116 WEST 32ND STREET, 12TH FLOOR
NEW YORK, NY 10001
TEL: 212 643 9055

GEOTECH CIVIL ENGINEER:
LANGAN ENGINEERING
300 KIMBALL DRIVE, 4TH FLOOR
PARSIPPANY, NJ 07054
TEL: 973 560 4900

VERTICAL TRANSPORT CONSULTANT:
VIDARIS, INC
360 PARK AVENUE SOUTH, 15TH FLOOR
NEW YORK, NY, 10010
TEL: 212 689 5389

ENCLOSURE CONSULTANT:
ENTEK ENGINEERING LLC
166 AMES STREET
HACKENSACK, NJ 07601
TEL: 201 820 2801

FACADE MAINTENANCE CONSULTANT:
ENTEK ENGINEERING LLC
166 AMES STREET
HACKENSACK, NJ 07601
TEL: 201 820 2801

ACOUSTICAL CONSULTANT:
CERAMI & ASSOCIATES
404 FIFTH AVENUE
NEW YORK, NY, 10018
TEL: 212 616 4179

LIGHTING CONSULTANT:
ONE LUX STUDIO
158 WEST 29TH STREET, 10TH FLOOR
NEW YORK, NY, 10001
TEL: 212 201 5790

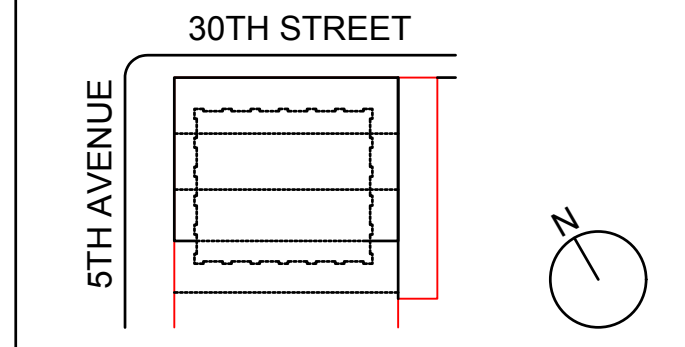
SPECIFICATIONS CONSULTANT:
ROBERT SCHWARTZ & ASSOCIATES
589 EIGHTH AVENUE, 17TH FLOOR
NEW YORK, NY, 10018
TEL: 212 691 3248

ENERGY MODELING CONSULTANT:
STEVEN WINTER ASSOCIATES, INC
307 SEVENTH AVENUE, SUITE 1701
NEW YORK, NY, 10001
TEL: 212 564 5800

INTERIOR DESIGN CONSULTANT:
BEERS INTERIORS
156 5TH AVENUE, PENTHOUSE 2
NEW YORK, NY, 10010
TEL: 212 352 2020

NYC DEPT. OF BUILDINGS
PAA #1

ISSUE NO.	ISSUE DATE	DESCRIPTION
02/24/2017	PAA #1	



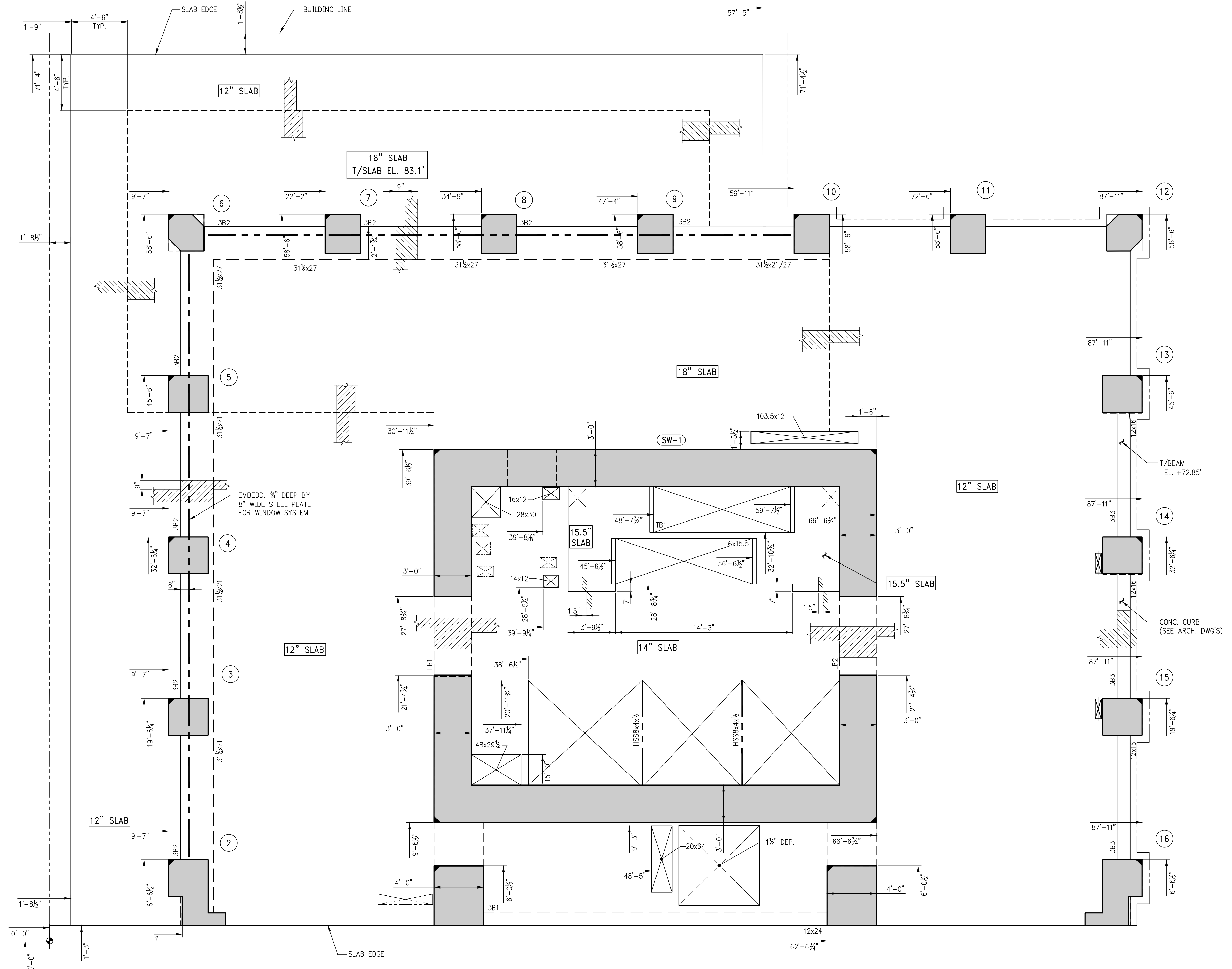
KEY PLAN AND NORTH SIGN
IF THIS DRAWING IS NOT 42" X 30" IT IS
A REDUCED PRINT:
REFER TO GRAPHIC SCALE

SCALE 1/4" = 1'-0"

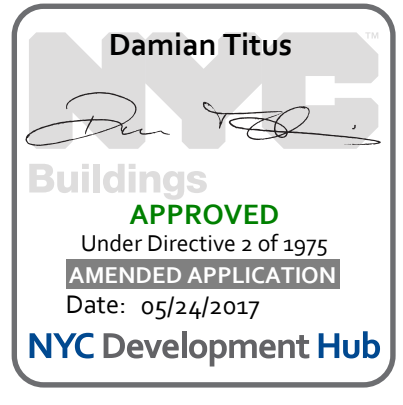
3rd FLOOR GENERAL
ARRANGEMENT PLAN

SHEET TITLE:
S-039.00

SHEET NUMBER:
1490153



1 3rd FLOOR GENERAL ARRANGEMENT PLAN
SCALE: N = 1'-0"
NOTES:
1. FOR NOTES SEE CORRESPONDING FRAMING PLAN.



277 Fifth Avenue

NEW YORK, NY

OWNER:
 VICTOR NOMAD LLC
 CONSTRUCTION MANAGER:
 LEND LEASE
 200 PARK AVENUE 9TH FLOOR
 NEW YORK, NY 10166
 TEL: 212 592 6700

ARCHITECT:
 RAFAEL VINOLY ARCHITECTS PC
 50 VANDAM STREET
 NEW YORK, NY 10013
 TEL: 212 924 5060 FAX: 212 924 5858

STRUCTURAL ENGINEER:
 WSP PARSONS BRINCKERHOFF
 ONE PENN PLAZA, 4TH FLOOR
 NEW YORK, NY 10119
 TEL: 212 687 9888

MEP/FP/IT ENGINEER:
 MGE ENGINEERING
 116 WEST 32ND STREET, 12TH FLOOR
 NEW YORK, NY 10001
 TEL: 212 643 9055

GEOTECH CIVIL ENGINEER:
 LANGAN ENGINEERING
 300 KIMBALL DRIVE, 4TH FLOOR
 PARSIPPANY, NJ 07054
 TEL: 973 560 4900

VERTICAL TRANSPORT CONSULTANT:
 VAN DEUSEN & ASSOCIATES
 120 EAGLE ROCK AVENUE, SUITE 310
 EAST HANOVER, NJ, 07936
 TEL: 973 994 9220

ENCLOSURE CONSULTANT:
 VIDARIS, INC
 360 PARK AVENUE SOUTH, 15TH FLOOR
 NEW YORK, NY, 10010
 TEL: 212 689 5389

FACADE MAINTENANCE CONSULTANT:
 ENTEK ENGINEERING LLC
 166 AMES STREET
 HACKENSACK, NJ, 07601
 TEL: 201 820 2801

ACOUSTICAL CONSULTANT:
 CERAMI & ASSOCIATES
 404 FIFTH AVENUE
 NEW YORK, NY, 10018
 TEL: 212 616 4179

LIGHTING CONSULTANT:
 ONE LUX STUDIO
 158 WEST 29TH STREET, 10TH FLOOR
 NEW YORK, NY, 10001
 TEL: 212 201 5790

SPECIFICATIONS CONSULTANT:
 ROBERT SCHWARTZ & ASSOCIATES
 589 EIGHTH AVENUE, 17TH FLOOR
 NEW YORK, NY, 10018
 TEL: 212 691 3248

ENERGY MODELING CONSULTANT:
 STEVEN WINTER ASSOCIATES, INC
 307 SEVENTH AVENUE, SUITE 1701
 NEW YORK, NY, 10001
 TEL: 212 564 5800

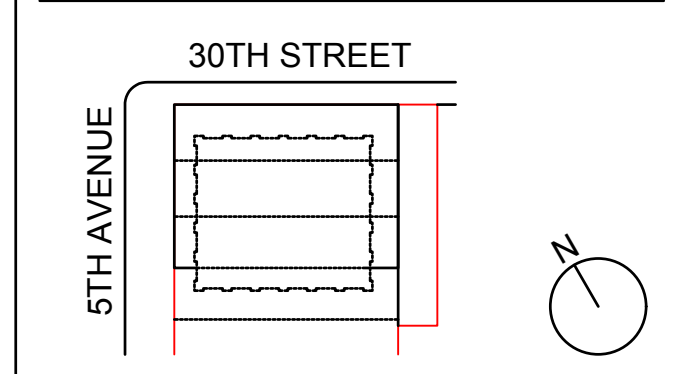
INTERIOR DESIGN CONSULTANT:
 BEERS INTERIORS
 156 5TH AVENUE, PENTHOUSE 2
 NEW YORK, NY, 10010
 TEL: 212 352 2020

NYC DEPT. OF BUILDINGS
 PAA #1

ARCHITECT'S SEAL

^	_____
^	_____
^	_____
^	_____
^	_____
^	_____
^	_____
^	_____

ISSUE NO.	ISSUE DATE	DESCRIPTION
02/24/2017	PAA #1	



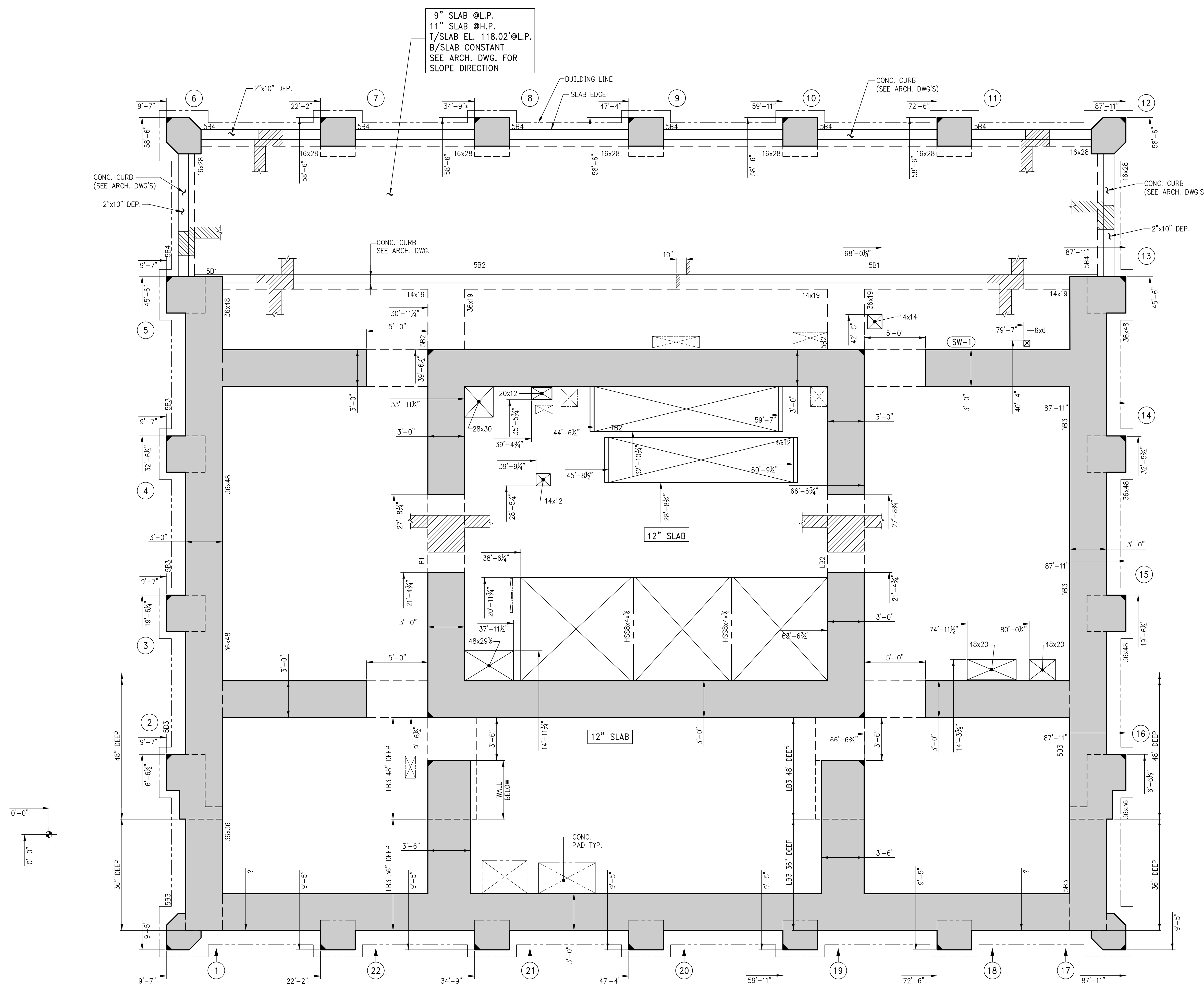
KEY PLAN AND NORTH SIGN
 IF THIS DRAWING IS NOT 42" X 30" IT IS
 A REDUCED PRINT;
 REFER TO GRAPHIC SCALE

SCALE 1/4" = 1'-0"

5th FLOOR GENERAL ARRANGEMENT PLAN

SHEET TITLE:
S-059.00

SHEET NUMBER:
 1490153



1 5TH FLOOR GENERAL ARRANGEMENT PLAN

SCALE: 1/4" = 1'-0"
 NOTES:
 1. FOR NOTES SEE CORRESPONDING FRAMING PLAN.

APPROVED
 Under Directive 2 of 1975
 AMENDED APPLICATION
 Date: 02/24/2017
 NYC Development Hub



277

Fifth Avenue
NEW YORK, NY

OWNER:
VICTOR NOMAD LLC

CONSTRUCTION MANAGER:
LEND LEASE
200 PARK AVENUE 9TH FLOOR
NEW YORK, NY 10168
TEL: 212 592 6700

ARCHITECT:
RAFAEL VINOLY ARCHITECTS PC
50 VANDAM STREET
NEW YORK, NY 10013
TEL: 212 924 5060 FAX: 212 924 5858

STRUCTURAL ENGINEER:
WSP PARSONS BRINCKERHOFF
ONE PENN PLAZA, 4TH FLOOR
NEW YORK, NY 10119
TEL: 212 687 9888

MEP/FP/IT ENGINEER:
MGE ENGINEERING
116 WEST 32ND STREET, 12TH FLOOR
NEW YORK, NY 10001
TEL: 212 643 9055

GEOTECH CIVIL ENGINEER:
LANGAN ENGINEERING
300 KIMBALL DRIVE, 4TH FLOOR
PARSIPPANY, NJ 07054
TEL: 973 560 4900

VERTICAL TRANSPORT CONSULTANT:
VAN DEUSEN & ASSOCIATES
120 EAGLE ROCK AVENUE, SUITE 310
EAST HANOVER, NJ, 07936
TEL: 973 994 9220

ENCLOSURE CONSULTANT:
VIDARIS, INC
360 PARK AVENUE SOUTH, 15TH FLOOR
NEW YORK, NY, 10010
TEL: 212 689 5389

FAÇADE MAINTENANCE CONSULTANT:
ENTEK ENGINEERING LLC
166 AMES STREET
HACKENSACK, NJ, 07601
TEL: 201 820 2801

ACOUSTICAL CONSULTANT:
CERAMI & ASSOCIATES
404 FIFTH AVENUE
NEW YORK, NY, 10018
TEL: 212 616 4179

LIGHTING CONSULTANT:
ONE LUX STUDIO
158 WEST 29TH STREET, 10TH FLOOR
NEW YORK, NY, 10001
TEL: 212 201 5790

SPECIFICATIONS CONSULTANT:
ROBERT SCHWARTZ & ASSOCIATES
589 EIGHTH AVENUE, 17TH FLOOR
NEW YORK, NY, 10018
TEL: 212 691 3248

ENERGY MODELING CONSULTANT:
STEVEN WINTER ASSOCIATES, INC
307 SEVENTH AVENUE, SUITE 1701
NEW YORK, NY, 10001
TEL: 212 564 5800

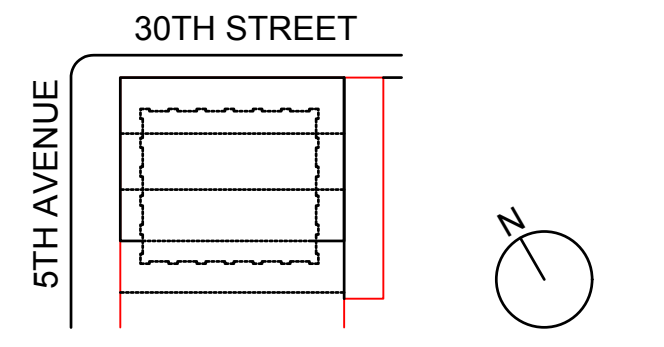
INTERIOR DESIGN CONSULTANT:
BEERS INTERIORS
156 5TH AVENUE, PENTHOUSE 2
NEW YORK, NY, 10010
TEL: 212 352 2020

NYC DEPT. OF BUILDINGS
PAA #1

ARCHITECT'S SEAL

^		
^		
^		
^		
^		
^		
^		
^		
^		

ISSUE NO.	ISSUE DATE	DESCRIPTION
A	02/24/2017	PAA #1



KEY PLAN AND NORTH SIGN
IF THIS DRAWING IS NOT 42" X 30" IT IS
A REDUCED PRINT;
REFER TO GRAPHIC SCALE



SCALE 1/4" = 1'-0"

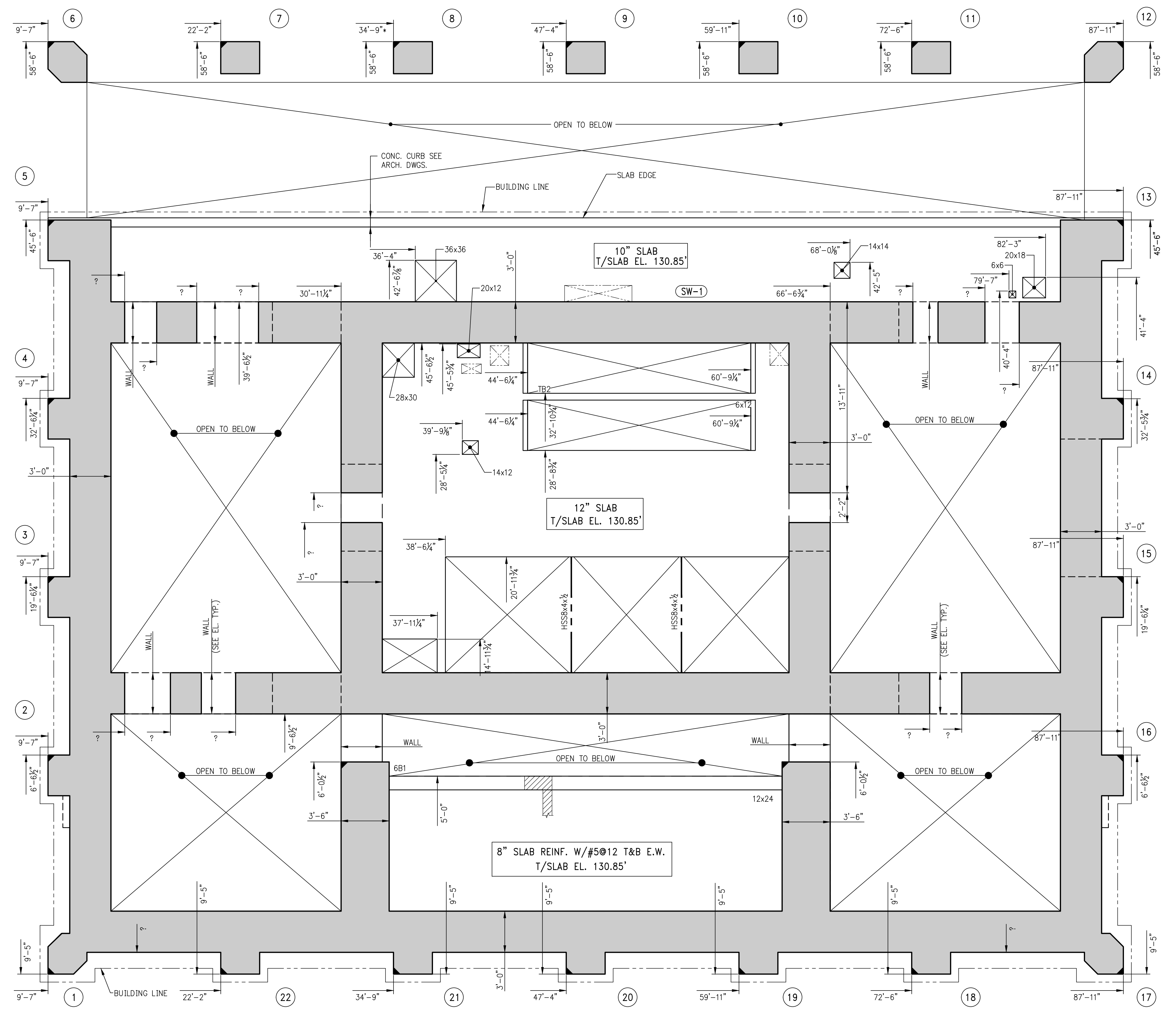
6TH FLOOR MECH. GENERAL ARRANGEMENT PLAN

SHEET TITLE:

S-069.00

SHEET NUMBER:

1490153



1 6TH FLOOR MECH. GENERAL ARRANGEMENT PLAN
SCALE: 1/4" = 1'-0"
NOTES:
1. FOR NOTES SEE CORRESPONDING FRAMING PLAN.

© 2016 RAFAEL VINOLY ARCHITECTS

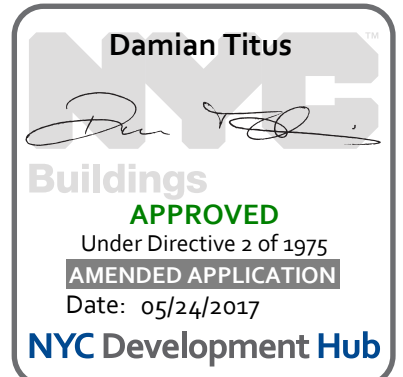
A

B

C

D

E



277 Fifth Avenue

NEW YORK, NY

OWNER:
VICTOR NOMAD LLC

CONSTRUCTION MANAGER:
LEND LEASE
200 PARK AVENUE, 9TH FLOOR
NEW YORK, NY 10166
TEL: 212 592 6700

ARCHITECT:
RAFAEL VIÑOLY ARCHITECTS PC
50 VANDAM STREET
NEW YORK, NY 10013
TEL: 212 924 5060 FAX: 212 924 5858

STRUCTURAL ENGINEER:
WSP PARSONS BRINCKERHOFF
ONE PENN PLAZA, 4TH FLOOR
NEW YORK, NY 10119
TEL: 212 687 9888

MEP/FP/IT ENGINEER:
MGE ENGINEERING
116 WEST 32ND STREET, 12TH FLOOR
NEW YORK, NY 10001
TEL: 212 643 9055

GEOTECH CIVIL ENGINEER:
LANGAN ENGINEERING
300 KIMBALL DRIVE, 4TH FLOOR
PARSIPPANY, NJ, 07054
TEL: 973 560 4900

VERTICAL TRANSPORT CONSULTANT:
VAN DEUSEN & ASSOCIATES
120 EAGLE ROCK AVENUE, SUITE 310
EAST HANOVER, NJ, 07936
TEL: 973 994 9220

ENCLOSURE CONSULTANT:
VIDARIS, INC
360 PARK AVENUE SOUTH, 15TH FLOOR
NEW YORK, NY, 10010
TEL: 212 689 5389

FAÇADE MAINTENANCE CONSULTANT:
ENTEK ENGINEERING LLC
166 AMES STREET
HACKENSACK, NJ, 07601
TEL: 201 820 2801

ACOUSTICAL CONSULTANT:
CERAMI & ASSOCIATES
404 FIFTH AVENUE
NEW YORK, NY, 10018
TEL: 212 616 4179

LIGHTING CONSULTANT:
ONE LUX STUDIO
158 WEST 29TH STREET, 10TH FLOOR
NEW YORK, NY, 10001
TEL: 212 201 5790

SPECIFICATIONS CONSULTANT:
ROBERT SCHWARTZ & ASSOCIATES
589 EIGHTH AVENUE, 17TH FLOOR
NEW YORK, NY, 10018
TEL: 212 691 3248

ENERGY MODELING CONSULTANT:
STEVEN WINTER ASSOCIATES, INC
307 SEVENTH AVENUE, SUITE 1701
NEW YORK, NY, 10001
TEL: 212 564 5800

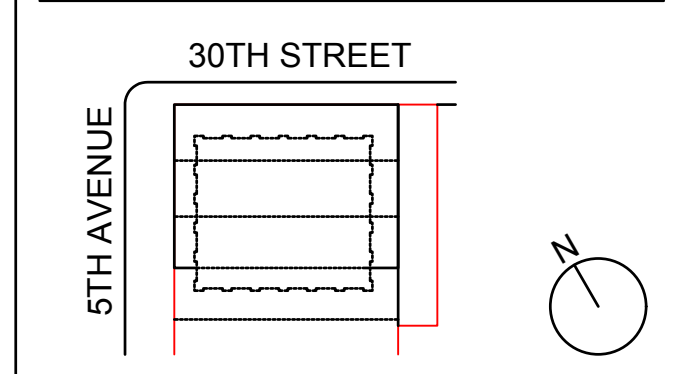
INTERIOR DESIGN CONSULTANT:
BEERS INTERIORS
156 5TH AVENUE, PENTHOUSE 2
NEW YORK, NY, 10010
TEL: 212 352 2020

NYC DEPT. OF BUILDINGS
PAA #1

ARCHITECT'S SEAL

^	_____
▲	_____
✱	_____
✱	_____
✱	_____
✱	_____
✱	_____
✱	_____
✱	_____

ISSUE NO.	ISSUE DATE	DESCRIPTION
1	02/24/2017	PAA #1



KEY PLAN AND NORTH SIGN
IF THIS DRAWING IS NOT 42" X 30" IT IS
A REDUCED PRINT;
REFER TO GRAPHIC SCALE

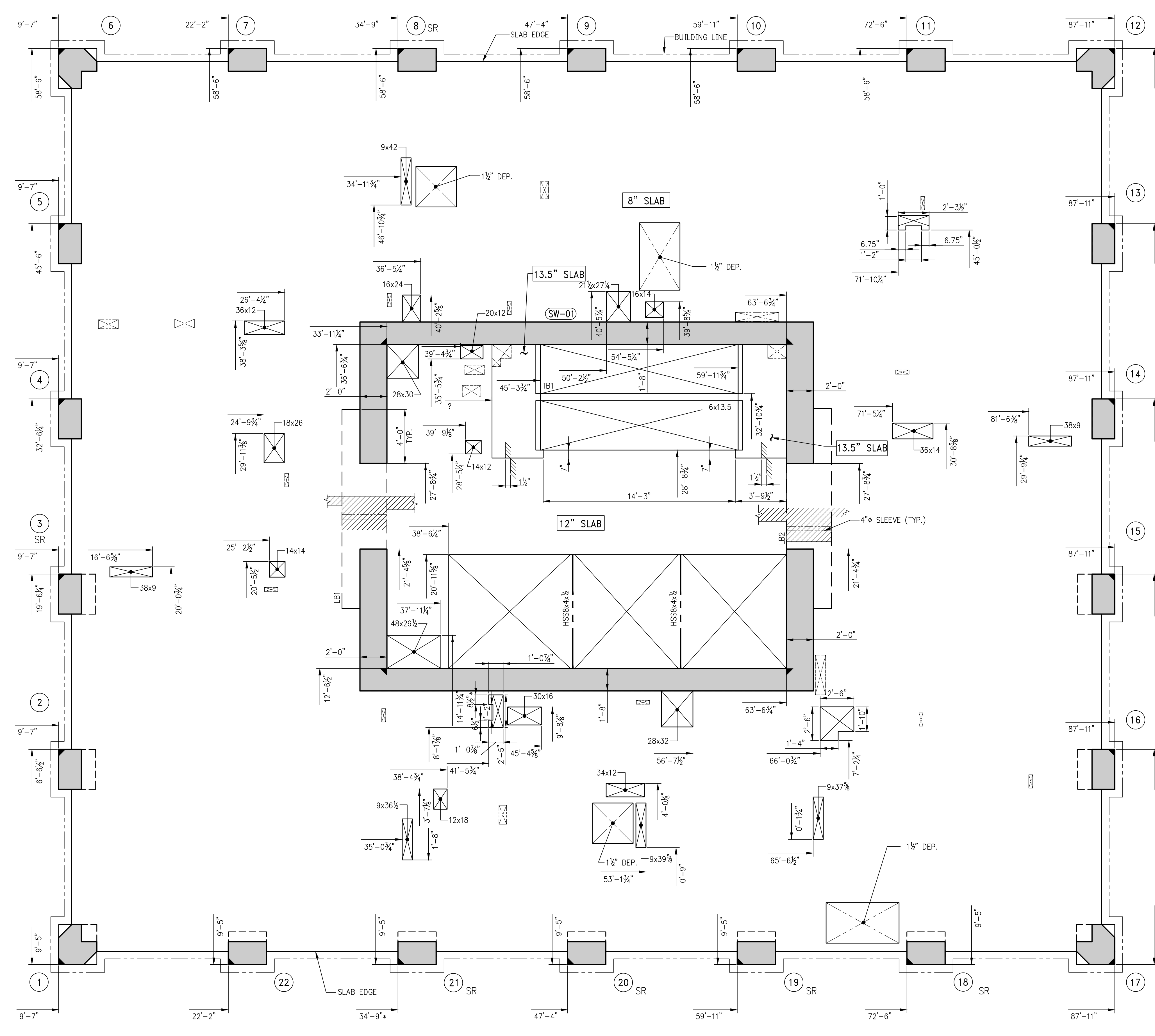
SCALE 1/4" = 1'-0"

8TH TO 25TH FLOOR GENERAL ARRANGEMENT PLAN

SHEET TITLE:

S-089.00

SHEET NUMBER:
1490153



1 8TH TO 25TH FLOOR GENERAL ARRANGEMENT PLAN
SCALE: 1/4" = 1'-0"

NOTES:
1. FOR NOTES SEE CORRESPONDING FRAMING PLAN.

Damian Titus
APPROVED
Under Directive of 2013-13
Date: 02/24/2017
NYC Development Hub



© 2016 RAFAEL VIÑOLY ARCHITECTS

OWNER:
VICTOR NOMAD LLC

CONSTRUCTION MANAGER:
LEND LEASE
200 PARK AVENUE 9TH FLOOR
NEW YORK, NY 10166
TEL: 212 592 6700

ARCHITECT:
RAFAEL VIÑOLY ARCHITECTS PC
50 VANDAM STREET
NEW YORK, NY 10013
TEL: 212 924 5060 FAX: 212 924 5858

STRUCTURAL ENGINEER:
WSP PARSONS BRINCKERHOFF
ONE PENN PLAZA, 4TH FLOOR
NEW YORK, NY 10119
TEL: 212 687 9888

MEP/PIT ENGINEER:
MGE ENGINEERING
116 WEST 32ND STREET, 12TH FLOOR
NEW YORK, NY 10001
TEL: 212 643 9055

GEOTECH CIVIL ENGINEER:
LANGAN ENGINEERING
300 KIMBALL DRIVE, 4TH FLOOR
PARSIPPANY, NJ 07054
TEL: 973 560 4900

VERTICAL TRANSPORT CONSULTANT:
VAN DEUSEN & ASSOCIATES
120 EAGLE ROCK AVENUE, SUITE 310
EAST HANOVER, NJ 07936
TEL: 973 994 9220

ENCLOSURE CONSULTANT:
VIDARIS, INC.
360 PARK AVENUE SOUTH, 15TH FLOOR
NEW YORK, NY 10010
TEL: 212 689 5389

FAÇADE MAINTENANCE CONSULTANT:
ENTEK ENGINEERING LLC
166 AMES STREET
HACKENSACK, NJ 07601
TEL: 201 820 2801

ACOUSTICAL CONSULTANT:
CERAMI & ASSOCIATES
404 FIFTH AVENUE
NEW YORK, NY 10018
TEL: 212 616 4179

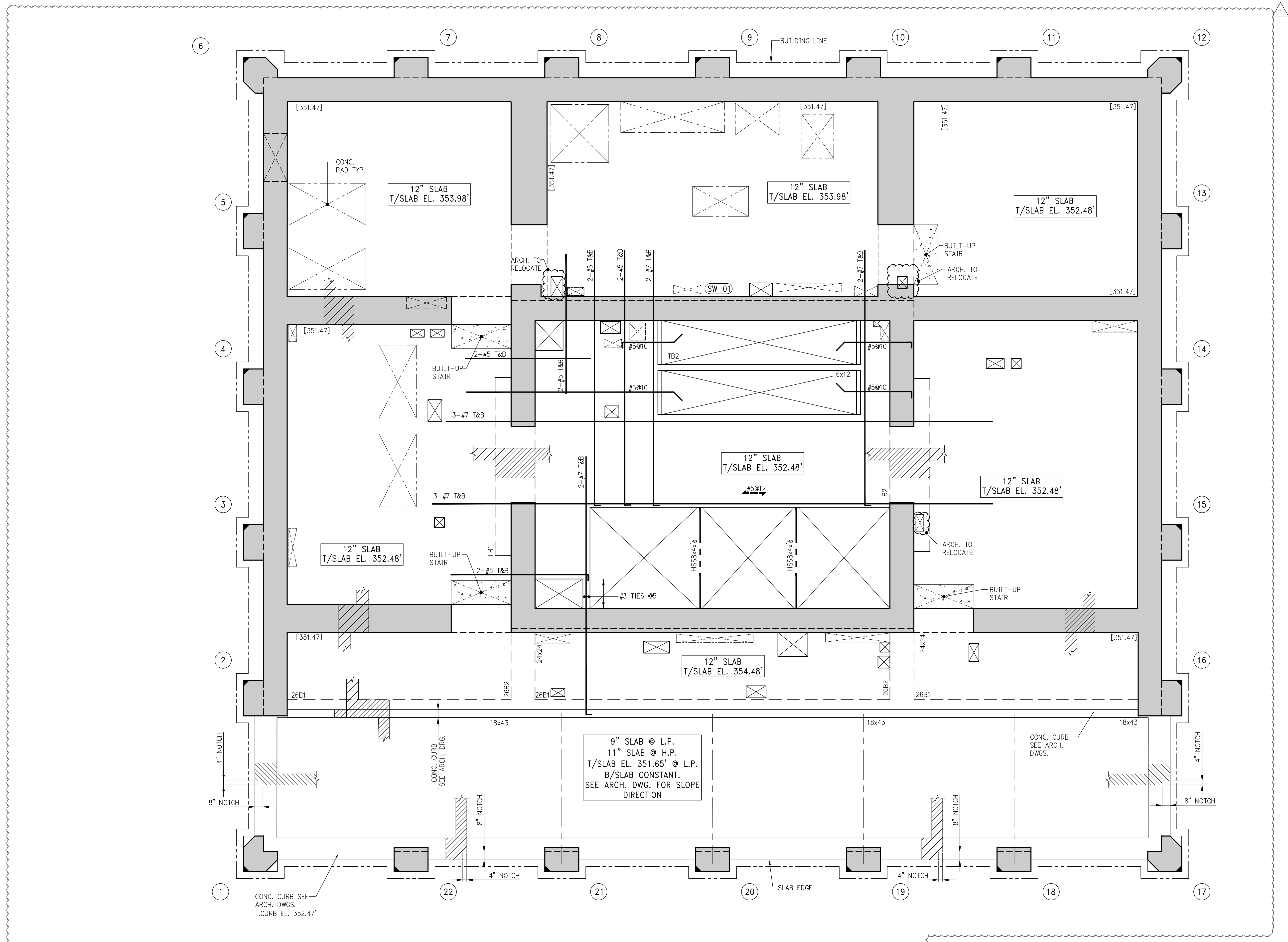
LIGHTING CONSULTANT:
ONE LUX STUDIO
158 WEST 29TH STREET, 10TH FLOOR
NEW YORK, NY 10001
TEL: 212 201 5790

SPECIFICATIONS CONSULTANT:
ROBERT SCHWARTZ & ASSOCIATES
589 EIGHTH AVENUE, 17TH FLOOR
NEW YORK, NY 10018
TEL: 212 691 3248

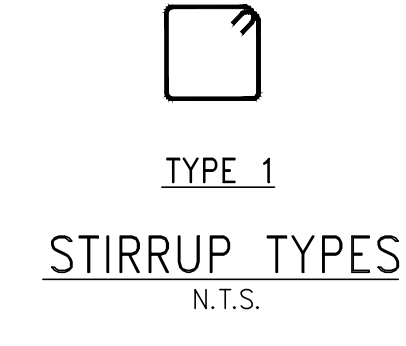
ENERGY MODELING CONSULTANT:
STEVEN WINTER ASSOCIATES, INC
307 SEVENTH AVENUE, SUITE 1701
NEW YORK, NY 10001
TEL: 212 564 5800

INTERIOR DESIGN CONSULTANT:
BEERS INTERIORS
156 5TH AVENUE, PENTHOUSE 2
NEW YORK, NY 10010
TEL: 212 352 2020

NYC DEPT. OF BUILDINGS
PAA #1



BEAM SCHEDULE									
BEAM MARK	SIZE		REINFORCEMENT			STIRRUPS			REMARKS
	WIDTH	DEPTH	BOTTOM CONTINUOUS	TOP CONTINUOUS	TOP ADD'L BARS AT SUPPORT	TYPE	SIZE	SPACING	
26B1	18	43	3-#8	3-#7		1	#4	@12	
26B2	24	24	4-#7	4-#8		1	#4	@8	

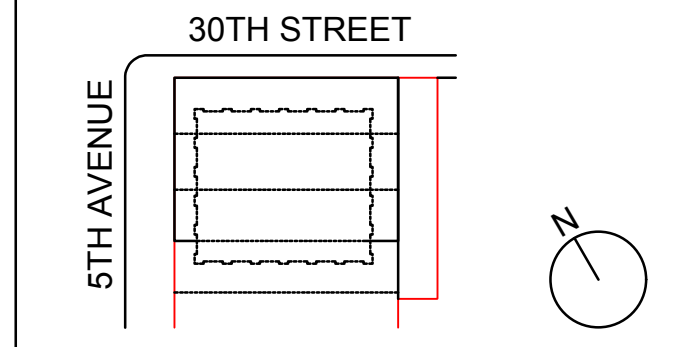


1 26TH FLOOR FRAMING PLAN
SCALE: 1/4" = 1'-0"

- NOTES:**
1. TOP OF SLAB ELEVATION TO BE 352.47' U.O.N. ON PLAN
 2. SLAB TO BE 12" THICK U.O.N. THUS () ON PLAN.
 3. TOP & BOTTOM MAT TO BE #5@2 CONT. E.W. FOR 9", 12" & 14" SLAB.
 4. FOR BALANCE OF NOTES SEE DRAWING S-010.

ARCHITECT'S SEAL

^	_____	_____
^	_____	_____
^	_____	_____
^	_____	_____
^	_____	_____
^	_____	_____
^	_____	_____
^	_____	_____
^	_____	_____
^	_____	_____
^	_____	_____
^	_____	_____
^	_____	_____



KEY PLAN AND NORTH SIGN
IF THIS DRAWING IS NOT 42" X 30" IT IS A REDUCED PRINT.
REFER TO GRAPHIC SCALE

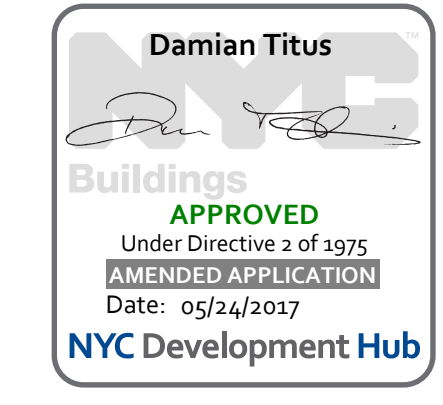
SCALE 1/4" = 1'-0"

26TH FLOOR FRAMING PLAN

SHEET TITLE :

S-260.01

SHEET NUMBER :
1490153



1 2 3 4 5 6
A B C V D V E

277

Fifth Avenue
NEW YORK, NY

OWNER:
VICTOR NOMAD LLC

CONSTRUCTION MANAGER:
LEND LEASE
200 PARK AVENUE 9TH FLOOR
NEW YORK, NY 10166
TEL: 212 592 6700

ARCHITECT:
RAFAEL VIÑOLY ARCHITECTS PC
50 VANDAM STREET
NEW YORK, NY 10013
TEL: 212 924 5060 FAX: 212 924 5858

STRUCTURAL ENGINEER:
WSP PARSONS BRINCKERHOFF
ONE PENN PLAZA 4TH FLOOR
NEW YORK, NY 10119
TEL: 212 687 9888

MEP/FP/IT ENGINEER:
MGE ENGINEERING
116 WEST 32ND STREET, 12TH FLOOR
NEW YORK, NY 10001
TEL: 212 643 9055

GEOTECH CIVIL ENGINEER:
LANGAN ENGINEERING
300 KIMBALL DRIVE, 4TH FLOOR
PARSIPPANY, NJ 07054
TEL: 973 560 4900

VERTICAL TRANSPORT CONSULTANT:
VAN DEUSEN & ASSOCIATES
120 EAGLE ROCK AVENUE, SUITE 310
EAST HANOVER, NJ, 07936
TEL: 973 994 9220

ENCLOSURE CONSULTANT:
VIDARIS, INC.
360 PARK AVENUE SOUTH, 15TH FLOOR
NEW YORK, NY, 10010
TEL: 212 689 5389

FAÇADE MAINTENANCE CONSULTANT:
ENITEK ENGINEERING LLC
166 AMES STREET
HACKENSACK, NJ, 07601
TEL: 201 820 2801

ACOUSTICAL CONSULTANT:
CERAMI & ASSOCIATES
404 FIFTH AVENUE
NEW YORK, NY, 10018
TEL: 212 616 4179

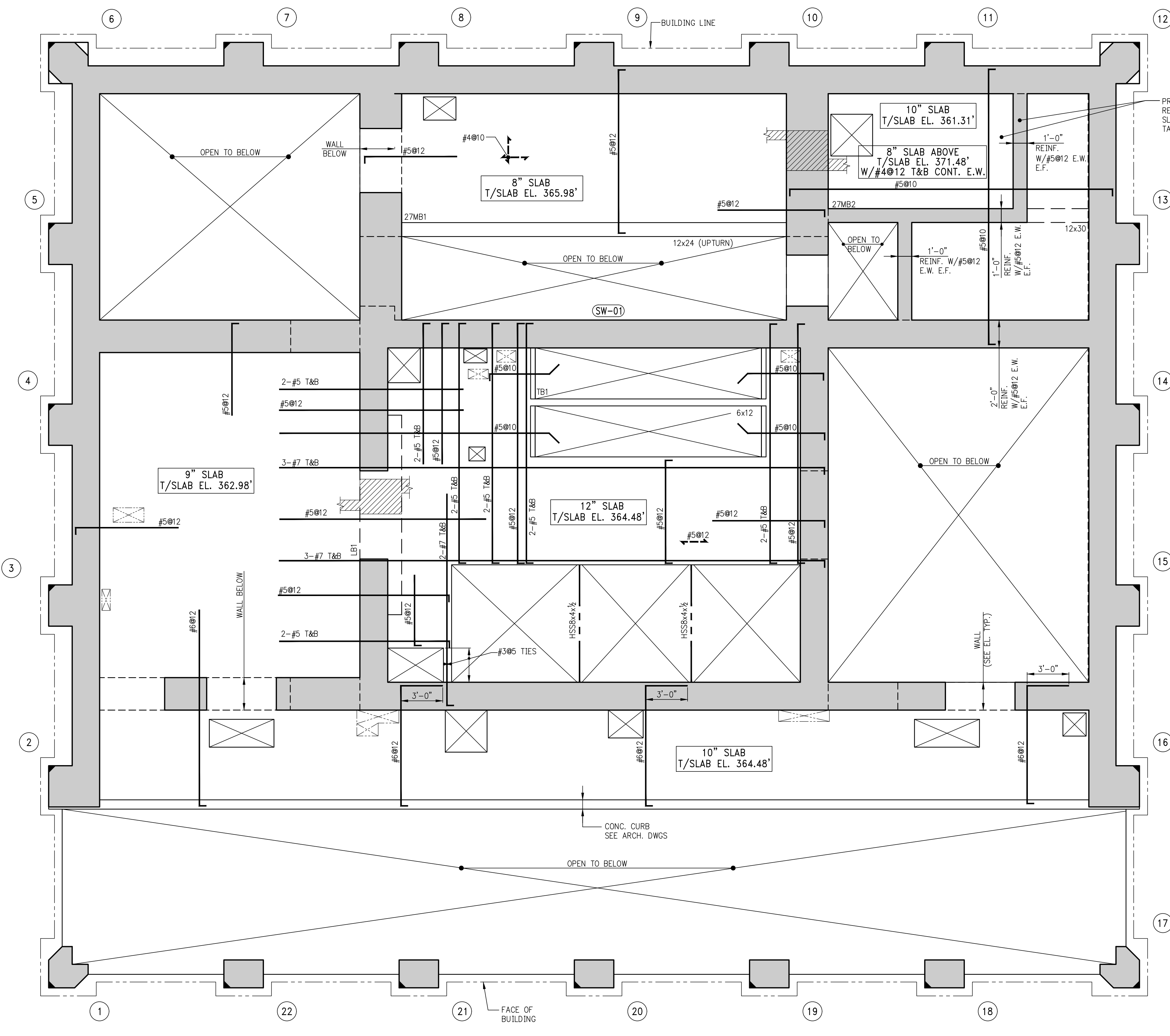
LIGHTING CONSULTANT:
ONE LUX STUDIO
158 WEST 29TH STREET, 10TH FLOOR
NEW YORK, NY, 10001
TEL: 212 201 5790

SPECIFICATIONS CONSULTANT:
ROBERT SCHWARTZ & ASSOCIATES
589 EIGHTH AVENUE, 17TH FLOOR
NEW YORK, NY, 10018
TEL: 212 691 3248

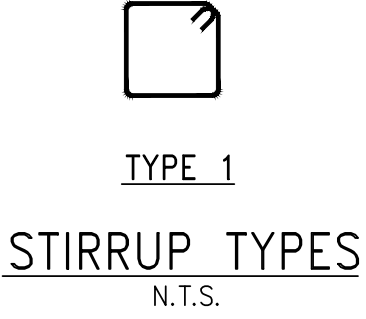
ENERGY MODELING CONSULTANT:
STEVEN WINTER ASSOCIATES, INC
307 SEVENTH AVENUE, SUITE 1701
NEW YORK, NY, 10001
TEL: 212 564 5800

INTERIOR DESIGN CONSULTANT:
BEERS INTERIORS
156 5TH AVENUE, PENTHOUSE 2
NEW YORK, NY, 10010
TEL: 212 352 2020

NYC DEPT. OF BUILDINGS
PAA #1



BEAM MARK	SIZE		REINFORCEMENT			STIRRUPS			REMARKS
	WIDTH	DEPTH	BOTTOM CONTINUOUS	TOP CONTINUOUS	TOP ADD'L BARS AT SUPPORT	TYPE	SIZE	SPACING	
27B1	12	24	3-#8	3-#7		1	#4	@10	UPTURNED BEAM
27B2	12	30	3-#8	3-#7		1	#4	@12	

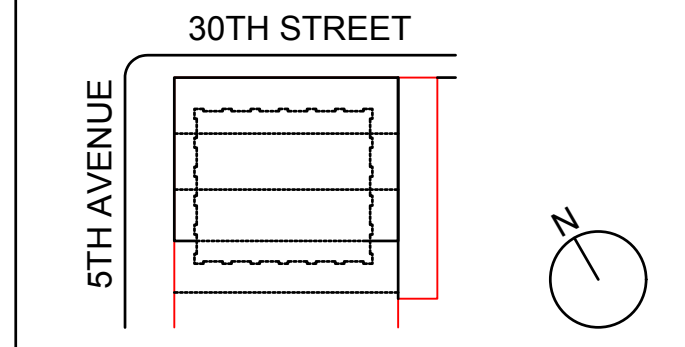


1 27TH FLOOR FRAMING PLAN

SCALE: 1/4" = 1'-0"

- NOTES:**
- 1. TOP OF SLAB ELEVATION SEE PLAN.
 - 2. SLAB THICKNESS SEE PLAN.
 - 3. BOTTOM REINF. TO BE #4@12 CONT. E.W. FOR 8" & 9" SLAB. #5@12 CONT. E.W. FOR 10" SLAB. #5@12 CONT. E.W. FOR 12" SLAB.
 - 4. ALL REINF. IN WATER TANK TO BE EPOXY COATED.
 - 5. FOR BALANCE OF NOTES SEE DRAWING S-010.

NO.	DATE	DESCRIPTION



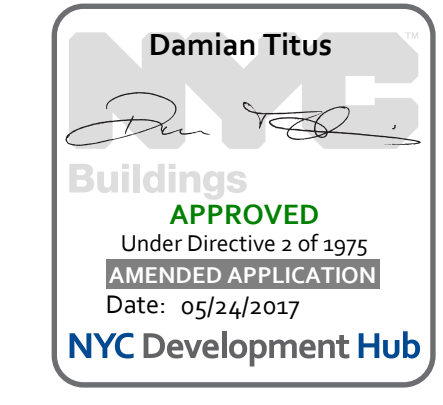
SCALE 1/4" = 1'-0"

27TH FLOOR FRAMING PLAN

SHEET TITLE :

S-270.01

SHEET NUMBER :



OWNER:
VICTOR NOMAD LLC

CONSTRUCTION MANAGER:
LEND LEASE
200 PARK AVENUE, 9TH FLOOR
NEW YORK, NY 10166
TEL: 212 592 6700

ARCHITECT:
RAFAEL VINOLY ARCHITECTS PC
50 VANDAM STREET
NEW YORK, NY 10013
TEL: 212 924 5060 FAX: 212 924 5858

STRUCTURAL ENGINEER:
WSP PARSONS BRINCKERHOFF
ONE PENN PLAZA, 4TH FLOOR
NEW YORK, NY 10119
TEL: 212 687 9888

MEP/FP/IT ENGINEER:
MGE ENGINEERING
116 WEST 32ND STREET, 12TH FLOOR
NEW YORK, NY 10001
TEL: 212 643 9055

GEOTECH CIVIL ENGINEER:
LANGAN ENGINEERING
300 KIMBALL DRIVE, 4TH FLOOR
PARSIPPANY, NJ 07054
TEL: 973 560 4900

VERTICAL TRANSPORT CONSULTANT:
VAN DEUSEN & ASSOCIATES
120 EAGLE ROCK AVENUE, SUITE 310
EAST HANOVER, NJ, 07936
TEL: 973 994 9220

ENCLOSURE CONSULTANT:
VIDARIS, INC.
360 PARK AVENUE SOUTH, 15TH FLOOR
NEW YORK, NY, 10010
TEL: 212 689 5389

FACADE MAINTENANCE CONSULTANT:
ENTEK ENGINEERING LLC
166 AMES STREET
HACKENSACK, NJ, 07601
TEL: 201 820 2801

ACOUSTICAL CONSULTANT:
CERAMI & ASSOCIATES
404 FIFTH AVENUE
NEW YORK, NY, 10018
TEL: 212 616 4179

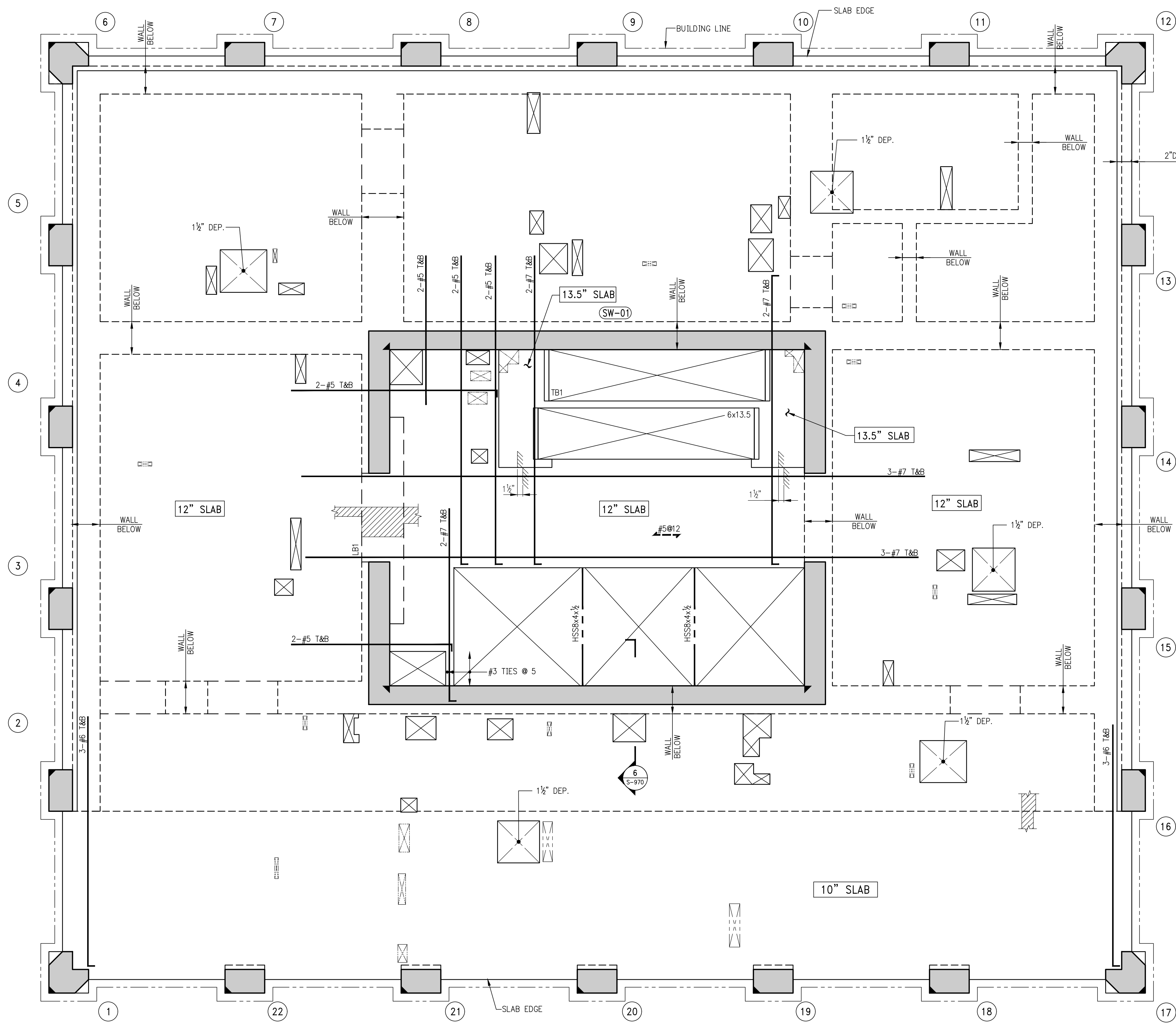
LIGHTING CONSULTANT:
ONE LUX STUDIO
158 WEST 29TH STREET, 10TH FLOOR
NEW YORK, NY, 10001
TEL: 212 201 5790

SPECIFICATIONS CONSULTANT:
ROBERT SCHWARTZ & ASSOCIATES
589 EIGHTH AVENUE, 17TH FLOOR
NEW YORK, NY, 10018
TEL: 212 691 3248

ENERGY MODELING CONSULTANT:
STEVEN WINTER ASSOCIATES, INC
307 SEVENTH AVENUE, SUITE 1701
NEW YORK, NY, 10001
TEL: 212 564 5800

INTERIOR DESIGN CONSULTANT:
BEERS INTERIORS
156 5TH AVENUE, PENTHOUSE 2
NEW YORK, NY, 10010
TEL: 212 352 2020

NYC DEPT. OF BUILDINGS
PAA #1



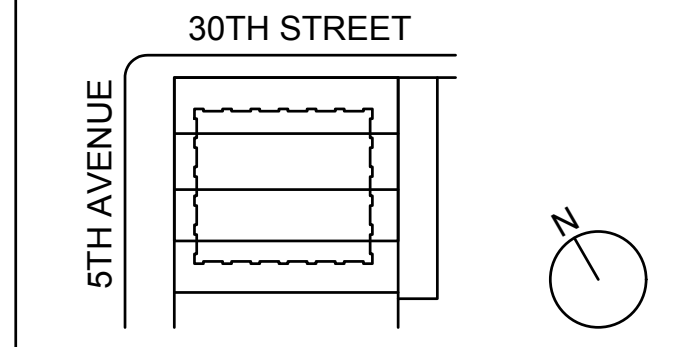
1 28TH FLOOR FRAMING PLAN
SCALE: 1/4" = 1'-0"

- NOTES:
1. TOP OF SLAB ELEVATION TO BE 376.47' U.O.N. ON PLAN
 2. SLAB TO BE 12" THICK U.O.N. THUS [Symbol] ON PLAN.
 3. TOP & BOTTOM REINF. TO BE #5@10 E.W. CONT. FOR 10", 12" & 13.5" SLAB.
 4. FOR BALANCE OF NOTES SEE DRAWING S-010.

ARCHITECT'S SEAL

^		
^		
^		
^		
^		
^		
^		
^		
^		
^		
^		

ISSUE NO.	ISSUE DATE	DESCRIPTION
2	02/24/2017	PAA #1



KEY PLAN AND NORTH SIGN
IF THIS DRAWING IS NOT 42" X 30" IT IS
A REDUCED PRINT;
REFER TO GRAPHIC SCALE

SCALE 1/4" = 1'-0"

28TH FLOOR FRAMING PLAN

SHEET TITLE:

S-280.00

SHEET NUMBER:
1490153



OWNER:
VICTOR NOMAD LLC

CONSTRUCTION MANAGER:
LEND LEASE
200 PARK AVENUE, 9TH FLOOR
NEW YORK, NY 10166
TEL: 212 592 6700

ARCHITECT:
RAFAEL VIÑOLY ARCHITECTS PC
50 VANDAM STREET
NEW YORK, NY 10013
TEL: 212 924 5060 FAX: 212 924 5858

STRUCTURAL ENGINEER:
WSP PARSONS BRINCKERHOFF
ONE PENN PLAZA, 4TH FLOOR
NEW YORK, NY 10119
TEL: 212 687 9888

MEP/FP/IT ENGINEER:
MGE ENGINEERING
116 WEST 32ND STREET, 12TH FLOOR
NEW YORK, NY 10001
TEL: 212 643 9055

GEOTECH CIVIL ENGINEER:
LANGAN ENGINEERING
300 KIMBALL DRIVE, 4TH FLOOR
PARSIPPANY, NJ 07054
TEL: 973 560 4900

VERTICAL TRANSPORT CONSULTANT:
VAN DEUSEN & ASSOCIATES
120 EAGLE ROCK AVENUE, SUITE 310
EAST HANOVER, NJ, 07936
TEL: 973 994 9220

ENCLOSURE CONSULTANT:
VIDARIS, INC
360 PARK AVENUE SOUTH, 15TH FLOOR
NEW YORK, NY, 10010
TEL: 212 689 5389

FAÇADE MAINTENANCE CONSULTANT:
ENTEK ENGINEERING LLC
166 AMES STREET
HACKENSACK, NJ, 07601
TEL: 201 820 2801

ACOUSTICAL CONSULTANT:
CERAMI & ASSOCIATES
404 FIFTH AVENUE
NEW YORK, NY, 10018
TEL: 212 616 4179

LIGHTING CONSULTANT:
ONE LUX STUDIO
158 WEST 29TH STREET, 10TH FLOOR
NEW YORK, NY, 10001
TEL: 212 201 5790

SPECIFICATIONS CONSULTANT:
ROBERT SCHWARTZ & ASSOCIATES
589 EIGHTH AVENUE, 17TH FLOOR
NEW YORK, NY, 10018
TEL: 212 691 3248

ENERGY MODELING CONSULTANT:
STEVEN WINTER ASSOCIATES, INC
307 SEVENTH AVENUE, SUITE 1701
NEW YORK, NY, 10001
TEL: 212 564 5800

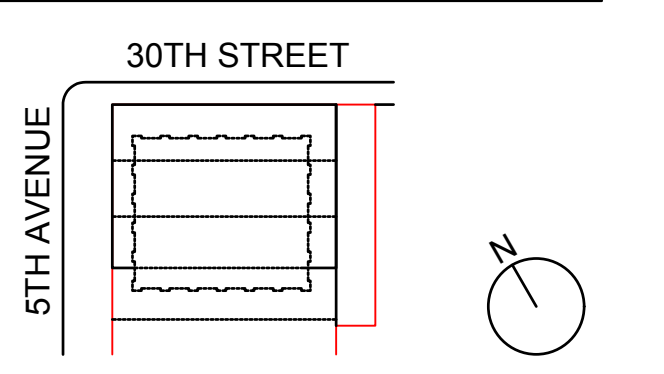
INTERIOR DESIGN CONSULTANT:
BEERS INTERIORS
156 5TH AVENUE, PENTHOUSE 2
NEW YORK, NY, 10010
TEL: 212 352 2020

NYC DEPT. OF BUILDINGS
PAA #1

ARCHITECT'S SEAL

^	_____	_____
^	_____	_____
^	_____	_____
^	_____	_____
^	_____	_____
^	_____	_____
^	_____	_____
^	_____	_____
^	_____	_____
^	_____	_____
^	_____	_____
^	_____	_____
^	_____	_____
^	_____	_____
^	_____	_____
^	_____	_____
^	_____	_____
^	_____	_____
^	_____	_____
^	_____	_____
^	_____	_____
^	_____	_____
^	_____	_____
^	_____	_____

02/24/2017 PAA #1
ISSUE DATE DESCRIPTION
NO. DATE



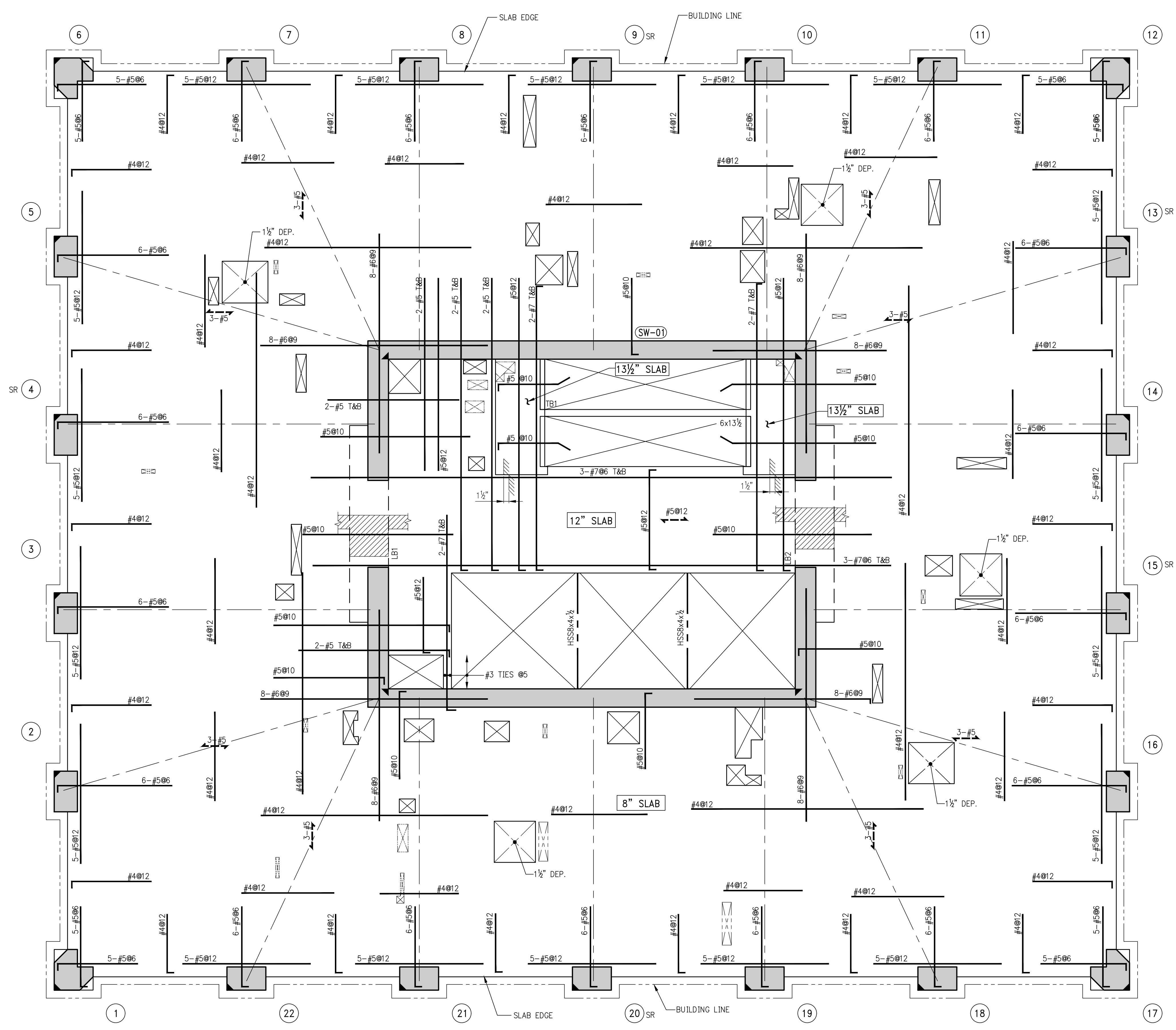
KEY PLAN AND NORTH SIGN
IF THIS DRAWING IS NOT 42" X 30" IT IS
A REDUCED PRINT.
REFER TO GRAPHIC SCALE

SCALE 1/4" = 1'-0"

29TH - 35TH FLOOR FRAMING PLAN

SHEET TITLE:
S-290.00

SHEET NUMBER:
1490153

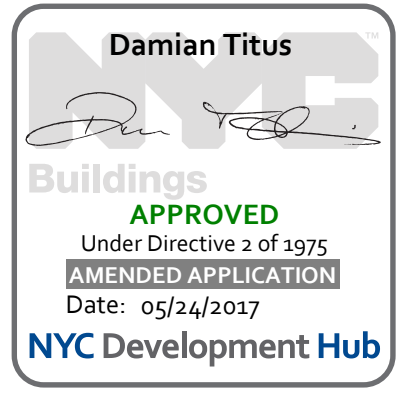


1 29TH - 35TH FLOOR FRAMING PLAN

SCALE: 1/4" = 1'-0"

- NOTES:
- TOP OF SLAB ELEVATION TO BE AS FOLLOWS U.O.N. ON PLAN THUS []
 - 29* FLOOR - EL. 387.45'
 - 30* FLOOR - EL. 396.43'
 - 31* FLOOR - EL. 409.41'
 - 32* FLOOR - EL. 420.39'
 - 33* FLOOR - EL. 431.37'
 - 34* FLOOR - EL. 442.35'
 - 35* FLOOR - EL. 453.33'
 - SLAB TO BE 8" THICK U.O.N. THUS [] ON PLAN.
 - BOTTOM REINF. TO BE: #4@12 CONT. E.W. FOR 8" SLAB
#5@12 CONT. E.W. FOR 13.5" SLAB.
 - FOR BALANCE OF NOTES SEE DRAWING S-010.

© 2016 RAFAEL VIÑOLY ARCHITECTS



© 2016 RAFAEL VINOLY ARCHITECTS

277 Fifth Avenue

NEW YORK, NY

OWNER:
VICTOR NOMAD LLC

CONSTRUCTION MANAGER:
LEND LEASE
200 PARK AVENUE 9TH FLOOR
NEW YORK, NY 10166
TEL: 212 592 6700

ARCHITECT:
RAFAEL VINOLY ARCHITECTS PC
50 VANDAM STREET
NEW YORK, NY 10013
TEL: 212 924 5060 FAX: 212 924 5858

STRUCTURAL ENGINEER:
WSP PARSONS BRINCKERHOFF
ONE PENN PLAZA, 4TH FLOOR
NEW YORK, NY 10119
TEL: 212 687 9888

MEP/FP/IT ENGINEER:
MGE ENGINEERING
116 WEST 32ND STREET, 12TH FLOOR
NEW YORK, NY 10001
TEL: 212 643 9055

GEOTECH CIVIL ENGINEER:
LANGAN ENGINEERING
300 KIMBALL DRIVE, 4TH FLOOR
PARSIPPANY, NJ, 07054
TEL: 973 560 4900

VERTICAL TRANSPORT CONSULTANT:
VAN DEUSEN & ASSOCIATES
120 EAGLE ROCK AVENUE, SUITE 310
EAST HANOVER, NJ, 07936
TEL: 973 994 9220

ENCLOSURE CONSULTANT:
VIDARIS, INC.
360 PARK AVENUE SOUTH, 15TH FLOOR
NEW YORK, NY, 10010
TEL: 212 689 5389

FAÇADE MAINTENANCE CONSULTANT:
ENTEK ENGINEERING LLC
166 AMES STREET
HACKENSACK, NJ, 07601
TEL: 201 820 2801

ACOUSTICAL CONSULTANT:
CERAMI & ASSOCIATES
404 FIFTH AVENUE
NEW YORK, NY, 10018
TEL: 212 616 4179

LIGHTING CONSULTANT:
ONE LUX STUDIO
158 WEST 29TH STREET, 10TH FLOOR
NEW YORK, NY, 10001
TEL: 212 201 5790

SPECIFICATIONS CONSULTANT:
ROBERT SCHWARTZ & ASSOCIATES
589 EIGHTH AVENUE, 17TH FLOOR
NEW YORK, NY, 10018
TEL: 212 691 3248

ENERGY MODELING CONSULTANT:
STEVEN WINTER ASSOCIATES, INC
307 SEVENTH AVENUE, SUITE 1701
NEW YORK, NY, 10001
TEL: 212 564 5800

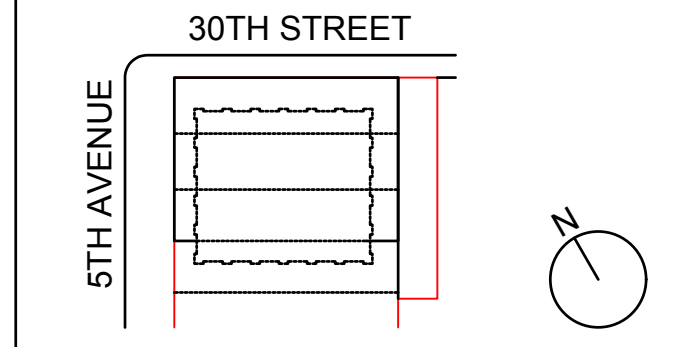
INTERIOR DESIGN CONSULTANT:
BEERS INTERIORS
156 5TH AVENUE, PENTHOUSE 2
NEW YORK, NY, 10010
TEL: 212 352 2020

NYC DEPT. OF BUILDINGS
PAA #1

ARCHITECT'S SEAL

^	_____	_____
^	_____	_____
^	_____	_____
^	_____	_____
^	_____	_____
^	_____	_____
^	_____	_____
^	_____	_____
^	_____	_____
^	_____	_____
^	_____	_____

ISSUE NO.	DATE	DESCRIPTION
02/24/2017	PAA #1	



KEY PLAN AND NORTH SIGN
IF THIS DRAWING IS NOT 42" X 30" IT IS
A REDUCED PRINT;
REFER TO GRAPHIC SCALE

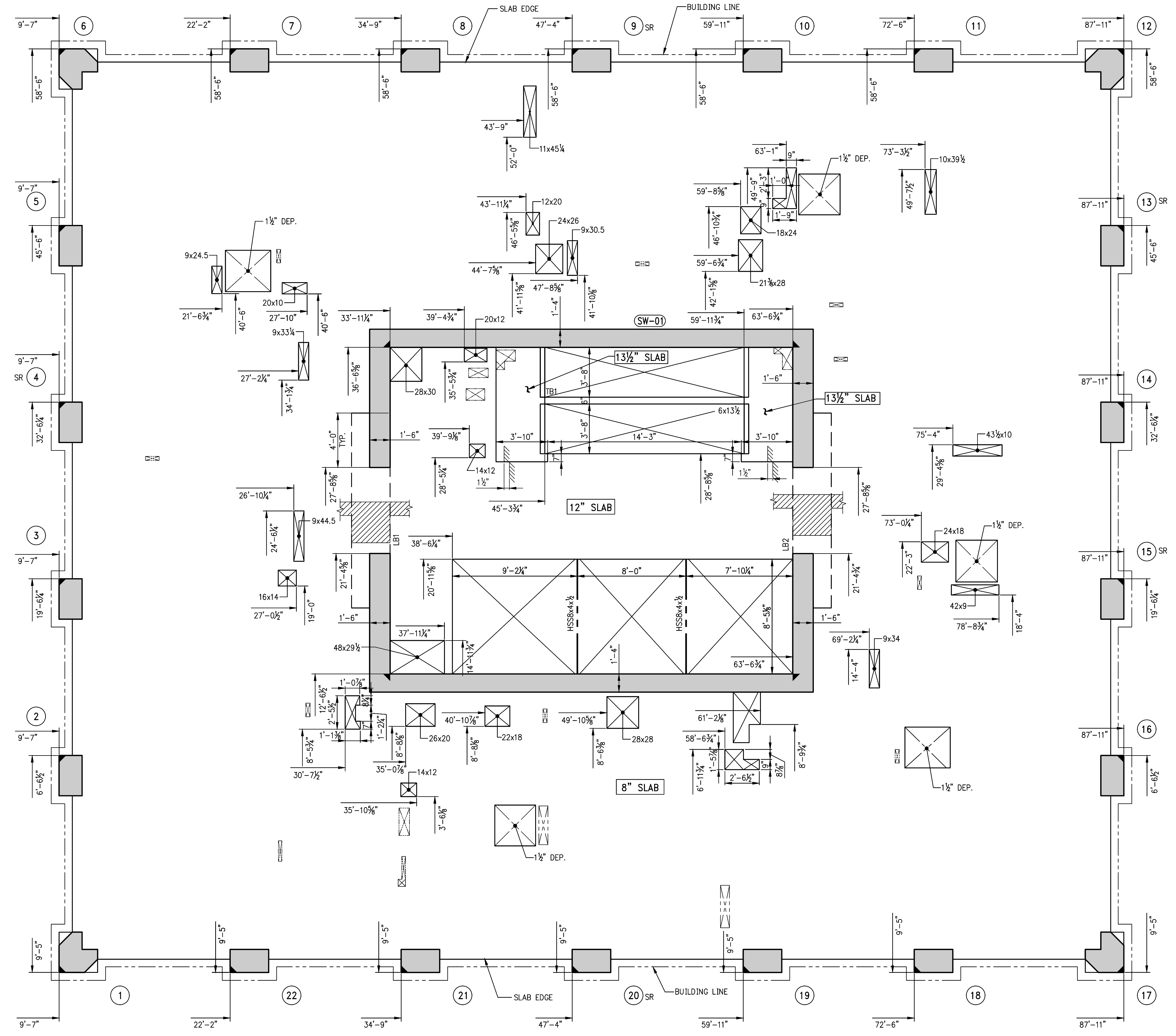
SCALE 1/4" = 1'-0"

29TH - 35TH FLOOR
GENERAL ARRANGEMENT
PLAN

SHEET TITLE:

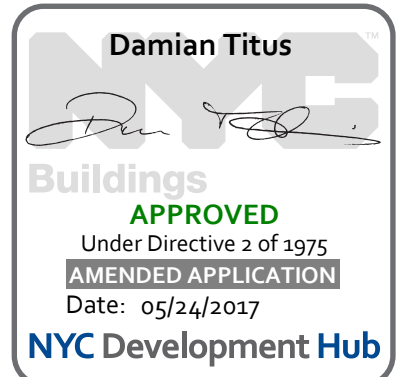
S-299.00

SHEET NUMBER:
1490153



1 29TH - 35TH FLOOR GENERAL ARRANGEMENT PLAN

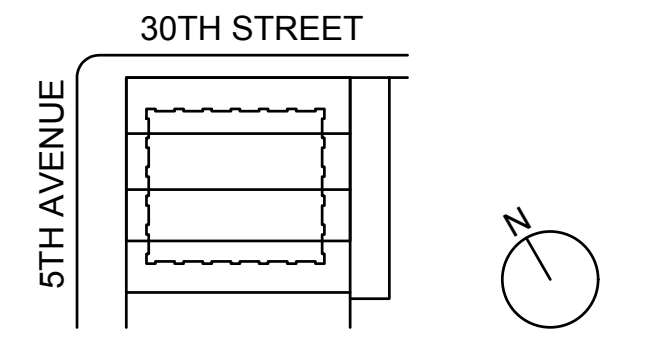
SCALE: 1/4" = 1'-0"
NOTES:
1. FOR NOTES SEE CORRESPONDING FRAMING PLAN.



ARCHITECT'S SEAL

^	_____
^	_____
^	_____
^	_____
^	_____
^	_____
^	_____
^	_____
^	_____
^	_____

ISSUE NO.	ISSUE DATE	DESCRIPTION
1	02/24/2017	PAA #1



KEY PLAN AND NORTH SIGN
IF THIS DRAWING IS NOT 42" X 30" IT IS
A REDUCED PRINT;
REFER TO GRAPHIC SCALE

SCALE 1/4" = 1'-0"

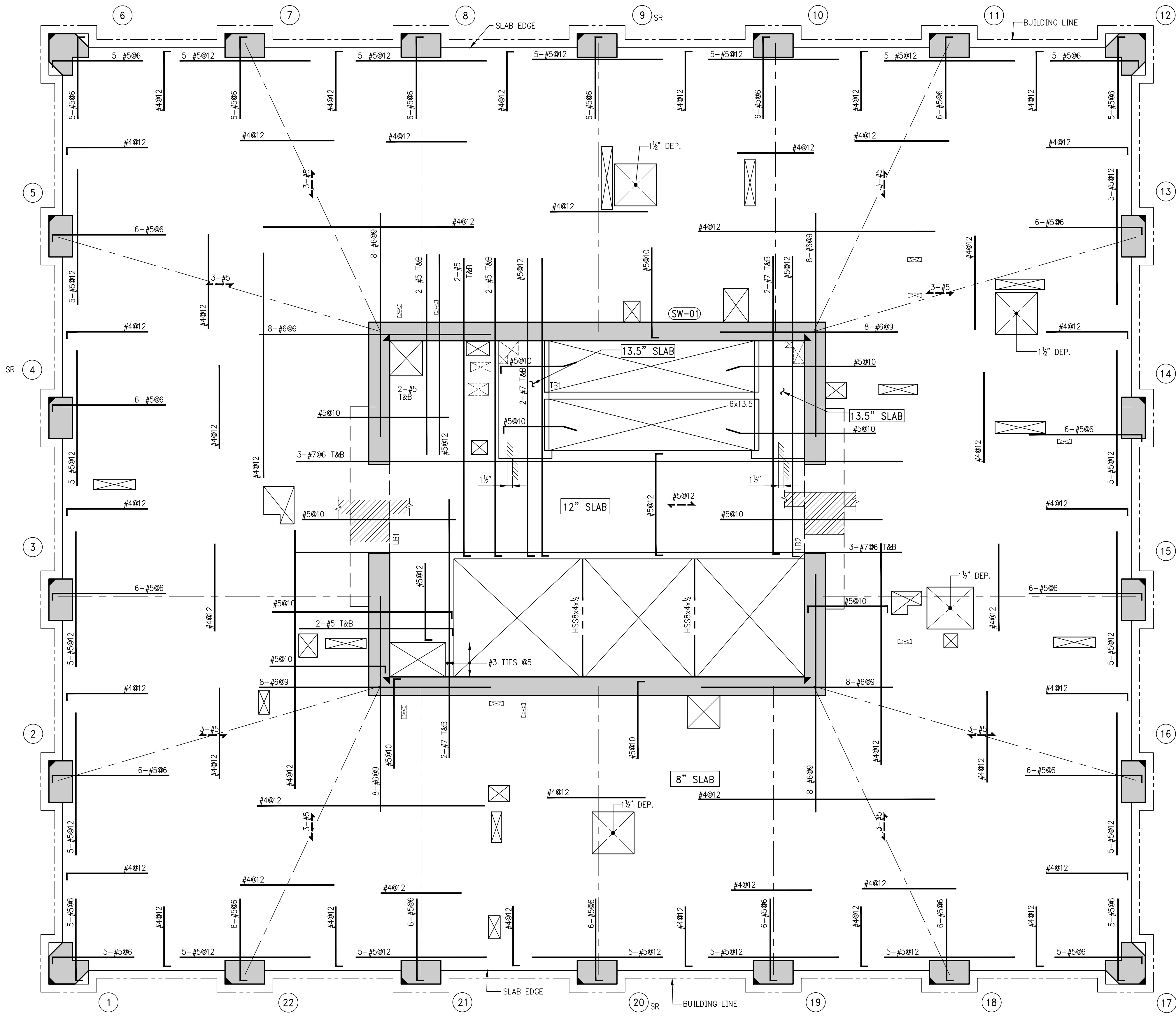
36TH - 39TH FLOOR
FRAMING PLAN

SHEET TITLE:

S-360.00

SHEET NUMBER:

1490153



1 36TH - 39TH FLOOR FRAMING PLAN
SCALE: 1/4" = 1'-0"

NOTES:

- TOP OF SLAB ELEVATION TO BE AS FOLLOWS U.O.N. ON PLAN THUS []
 36TH FLOOR EL. = 464.31'
 37TH FLOOR EL. = 475.29'
 38TH FLOOR EL. = 486.27'
 39TH FLOOR EL. = 497.25'
- SLAB TO BE 8" THICK U.O.N. THUS [] ON PLAN.
- BOTTOM REINF. TO BE: #4@12 CONT. E.W. FOR 8" SLAB
 #5@12 CONT. E.W. FOR 13.5" SLAB.
- FOR BALANCE OF NOTES SEE DRAWING S-010.



© 2016 RAFAEL VIÑOLY ARCHITECTS

277

Fifth Avenue

NEW YORK, NY

OWNER:
VICTOR NOMAD LLC

CONSTRUCTION MANAGER:
LEND LEASE
200 PARK AVENUE 9TH FLOOR
NEW YORK, NY 10168
TEL: 212 592 6700

ARCHITECT:
RAFAEL VINOLY ARCHITECTS PC
50 VANDAM STREET
NEW YORK, NY 10013
TEL: 212 924 5060 FAX: 212 924 5858

STRUCTURAL ENGINEER:
WSP PARSONS BRINCKERHOFF
ONE PENN PLAZA, 4TH FLOOR
NEW YORK, NY 10119
TEL: 212 687 9888

MEP/FP/IT ENGINEER:
MGE ENGINEERING
116 WEST 32ND STREET, 12TH FLOOR
NEW YORK, NY 10001
TEL: 212 643 9055

GEOTECH CIVIL ENGINEER:
LANGAN ENGINEERING
300 KIMBALL DRIVE, 4TH FLOOR
PARSIPPANY, NJ 07054
TEL: 973 560 4900

VERTICAL TRANSPORT CONSULTANT:
VIDARIS, INC.
360 PARK AVENUE SOUTH, 15TH FLOOR
NEW YORK, NY 10010
TEL: 212 689 5389

ENCLOSURE CONSULTANT:
VIDARIS, INC.
360 PARK AVENUE SOUTH, 15TH FLOOR
NEW YORK, NY 10010
TEL: 212 689 5389

FACADE MAINTENANCE CONSULTANT:
ENTEK ENGINEERING LLC
166 AMES STREET
HACKENSACK, NJ 07601
TEL: 201 820 2801

ACOUSTICAL CONSULTANT:
CERAMI & ASSOCIATES
404 FIFTH AVENUE
NEW YORK, NY 10018
TEL: 212 616 4179

LIGHTING CONSULTANT:
ONE LUX STUDIO
158 WEST 29TH STREET, 10TH FLOOR
NEW YORK, NY 10001
TEL: 212 201 5790

SPECIFICATIONS CONSULTANT:
ROBERT SCHWARTZ & ASSOCIATES
589 EIGHTH AVENUE, 17TH FLOOR
NEW YORK, NY 10018
TEL: 212 691 3248

ENERGY MODELING CONSULTANT:
STEVEN WINTER ASSOCIATES, INC
307 SEVENTH AVENUE, SUITE 1701
NEW YORK, NY 10001
TEL: 212 564 5800

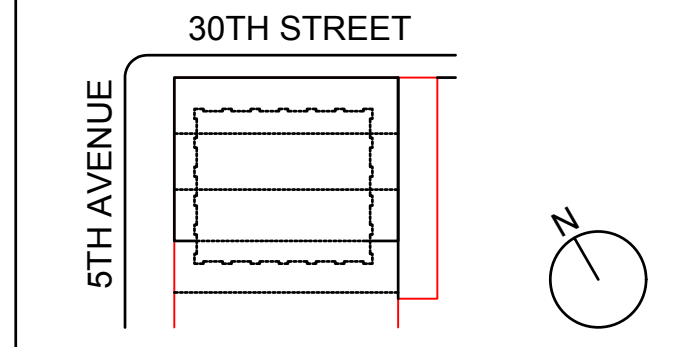
INTERIOR DESIGN CONSULTANT:
BEERS INTERIORS
156 5TH AVENUE, PENTHOUSE 2
NEW YORK, NY 10010
TEL: 212 352 2020

NYC DEPT. OF BUILDINGS
PAA #1

ARCHITECT'S SEAL

^	_____	_____
^	_____	_____
^	_____	_____
^	_____	_____
^	_____	_____
^	_____	_____
^	_____	_____
^	_____	_____
^	_____	_____
^	_____	_____
^	_____	_____

ISSUE NO.	ISSUE DATE	DESCRIPTION
1	02/24/2017	PAA #1



KEY PLAN AND NORTH SIGN
IF THIS DRAWING IS NOT 42" X 30" IT IS
A REDUCED PRINT.
REFER TO GRAPHIC SCALE



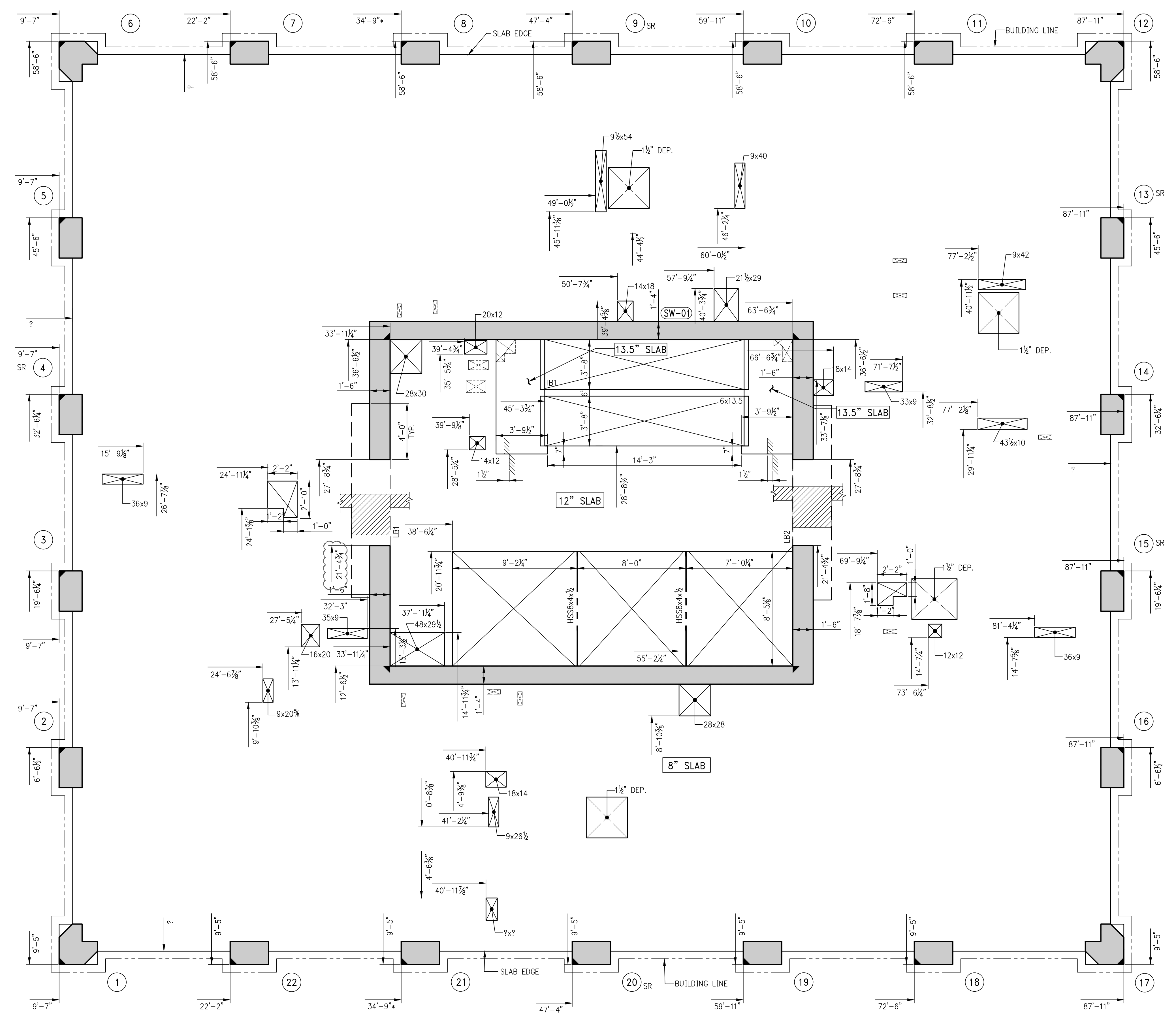
SCALE 1/4" = 1'-0"

36TH - 39TH FLOOR GENERAL ARRANGEMENT PLAN

SHEET TITLE:

S-369.00

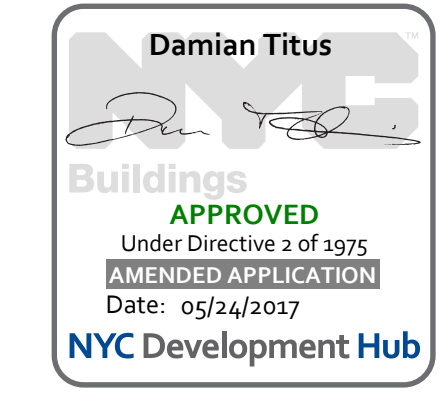
SHEET NUMBER:
1490153



1 36TH - 39TH FLOOR GENERAL ARRANGEMENT PLAN

SCALE: 1/4" = 1'-0"

NOTES:
1. FOR NOTES SEE CORRESPONDING FRAMING PLAN.



OWNER:
VICTOR NOMAD LLC

CONSTRUCTION MANAGER:
LEND LEASE
200 PARK AVENUE, 9TH FLOOR
NEW YORK, NY 10168
TEL: 212 924 6060 FAX: 212 924 6700

ARCHITECT:
RAFAEL VINOLY ARCHITECTS PC
50 VANDAM STREET
NEW YORK, NY 10013
TEL: 212 924 5060 FAX: 212 924 5858

STRUCTURAL ENGINEER:
WSP PARSONS BRINCKERHOFF
ONE PENN PLAZA, 4TH FLOOR
NEW YORK, NY 10119
TEL: 212 687 9888

MEP/FP/IT ENGINEER:
MGE ENGINEERING
116 WEST 32ND STREET, 12TH FLOOR
NEW YORK, NY 10001
TEL: 212 643 9055

GEOTECH CIVIL ENGINEER:
LANGAN ENGINEERING
300 KIMBALL DRIVE, 4TH FLOOR
PARSIPPANY, NJ 07054
TEL: 973 560 4900

VERTICAL TRANSPORT CONSULTANT:
VAN DEUSEN & ASSOCIATES
120 EAGLE ROCK AVENUE, SUITE 310
EAST HANOVER, NJ, 07936
TEL: 973 994 9220

ENCLOSURE CONSULTANT:
VIDARIS, INC
360 PARK AVENUE SOUTH, 15TH FLOOR
NEW YORK, NY, 10010
TEL: 212 689 5389

FACADE MAINTENANCE CONSULTANT:
ENTEK ENGINEERING LLC
166 AMES STREET
HACKENSACK, NJ, 07601
TEL: 201 820 2801

ACOUSTICAL CONSULTANT:
CERAMI & ASSOCIATES
404 FIFTH AVENUE
NEW YORK, NY, 10018
TEL: 212 616 4179

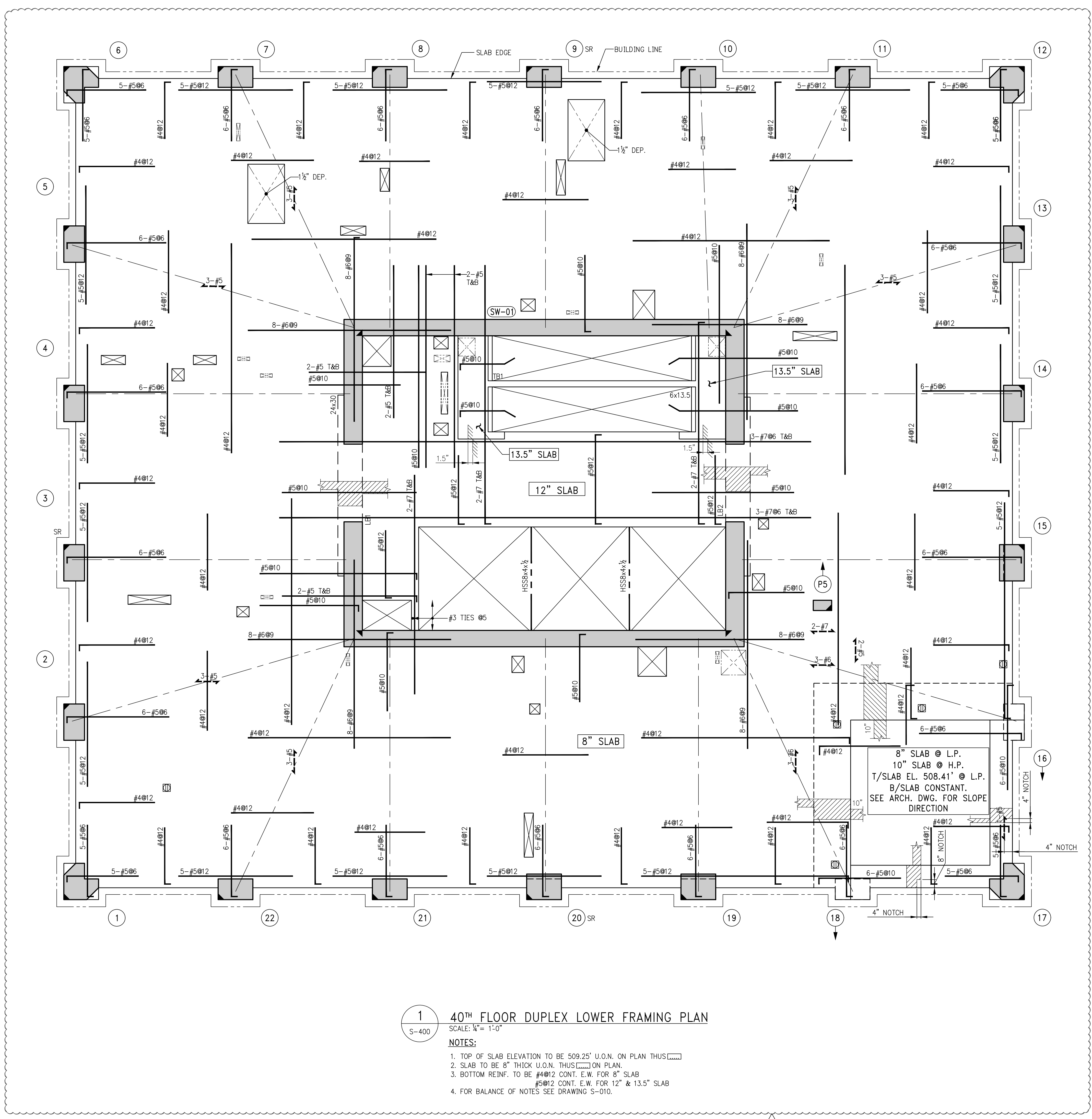
LIGHTING CONSULTANT:
ONE LUX STUDIO
158 WEST 29TH STREET, 10TH FLOOR
NEW YORK, NY, 10001
TEL: 212 201 5790

SPECIFICATIONS CONSULTANT:
ROBERT SCHWARTZ & ASSOCIATES
589 EIGHTH AVENUE, 17TH FLOOR
NEW YORK, NY, 10018
TEL: 212 691 3248

ENERGY MODELING CONSULTANT:
STEVEN WINTER ASSOCIATES, INC
307 SEVENTH AVENUE, SUITE 1701
NEW YORK, NY, 10001
TEL: 212 564 5800

INTERIOR DESIGN CONSULTANT:
BEERS INTERIORS
156 5TH AVENUE, PENTHOUSE 2
NEW YORK, NY, 10010
TEL: 212 352 2020

NYC DEPT. OF BUILDINGS
PAA #1



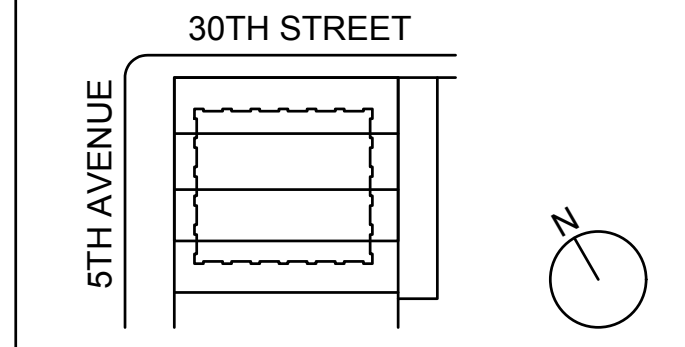
1 40TH FLOOR DUPLEX LOWER FRAMING PLAN

- SCALE: 1/4" = 1'-0"
- NOTES:
1. TOP OF SLAB ELEVATION TO BE 509.25' U.O.N. ON PLAN THUS ON PLAN.
 2. SLAB TO BE 8" THICK U.O.N. THUS ON PLAN.
 3. BOTTOM REINF. TO BE #4@12 CONT. E.W. FOR 8" SLAB #5@12 CONT. E.W. FOR 12" & 13.5" SLAB
 4. FOR BALANCE OF NOTES SEE DRAWING S-010.

ARCHITECT'S SEAL

^ _____

02/24/2017	PAA #1	
04/08/2016	DOB SUBMITTAL	
ISSUE NO.	DATE	DESCRIPTION

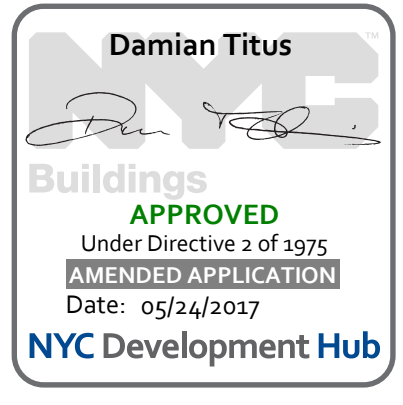


KEY PLAN AND NORTH SIGN
IF THIS DRAWING IS NOT 42" X 30" IT IS
A REDUCED PRINT.
REFER TO GRAPHIC SCALE

SCALE 1/4" = 1'-0"

40TH FLOOR DUPLEX LOWER
FRAMING PLAN

SHEET TITLE :
S-400.01
SHEET NUMBER :
1490153



© 2016 RAFAEL VINOLY ARCHITECTS

277

Fifth Avenue

NEW YORK, NY

OWNER:
VICTOR NOMAD LLC

CONSTRUCTION MANAGER:
LEND LEASE
200 PARK AVENUE 9TH FLOOR
NEW YORK, NY 10166
TEL: 212 592 6700

ARCHITECT:
RAFAEL VINOLY ARCHITECTS PC
50 VANDAM STREET
NEW YORK, NY 10013
TEL: 212 924 5060 FAX: 212 924 5858

STRUCTURAL ENGINEER:
WSP PARSONS BRINCKERHOFF
ONE PENN PLAZA, 4TH FLOOR
NEW YORK, NY 10119
TEL: 212 687 9888

MEP/FP/IT ENGINEER:
MGE ENGINEERING
116 WEST 32ND STREET, 12TH FLOOR
NEW YORK, NY 10001
TEL: 212 643 9055

GEOTECH CIVIL ENGINEER:
LANGAN ENGINEERING
300 KIMBALL DRIVE, 4TH FLOOR
PARSIPPANY, NJ, 07054
TEL: 973 560 4900

VERTICAL TRANSPORT CONSULTANT:
VAN DEUSEN & ASSOCIATES
120 EAGLE ROCK AVENUE, SUITE 310
EAST HANOVER, NJ, 07936
TEL: 973 994 9220

ENCLOSURE CONSULTANT:
VIDARIS, INC.
360 PARK AVENUE SOUTH, 15TH FLOOR
NEW YORK, NY, 10010
TEL: 212 689 5389

FACADE MAINTENANCE CONSULTANT:
ENTEK ENGINEERING LLC
166 AMES STREET
HACKENSACK, NJ, 07601
TEL: 201 820 2801

ACOUSTICAL CONSULTANT:
CERAMI & ASSOCIATES
404 FIFTH AVENUE
NEW YORK, NY, 10018
TEL: 212 616 4179

LIGHTING CONSULTANT:
ONE LUX STUDIO
158 WEST 29TH STREET, 10TH FLOOR
NEW YORK, NY, 10001
TEL: 212 201 5790

SPECIFICATIONS CONSULTANT:
ROBERT SCHWARTZ & ASSOCIATES
589 EIGHTH AVENUE, 17TH FLOOR
NEW YORK, NY, 10018
TEL: 212 691 3248

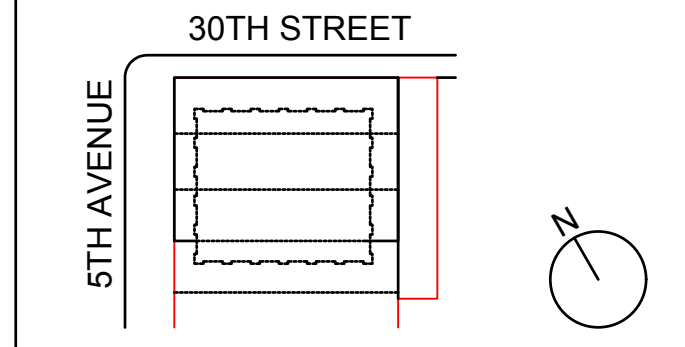
ENERGY MODELING CONSULTANT:
STEVEN WINTER ASSOCIATES, INC
307 SEVENTH AVENUE, SUITE 1701
NEW YORK, NY, 10001
TEL: 212 564 5800

INTERIOR DESIGN CONSULTANT:
BEERS INTERIORS
156 5TH AVENUE, PENTHOUSE 2
NEW YORK, NY, 10010
TEL: 212 352 2020

NYC DEPT. OF BUILDINGS
PAA #1

ARCHITECT'S SEAL

ISSUE NO.	ISSUE DATE	DESCRIPTION
02/24/2017	PAA #1	



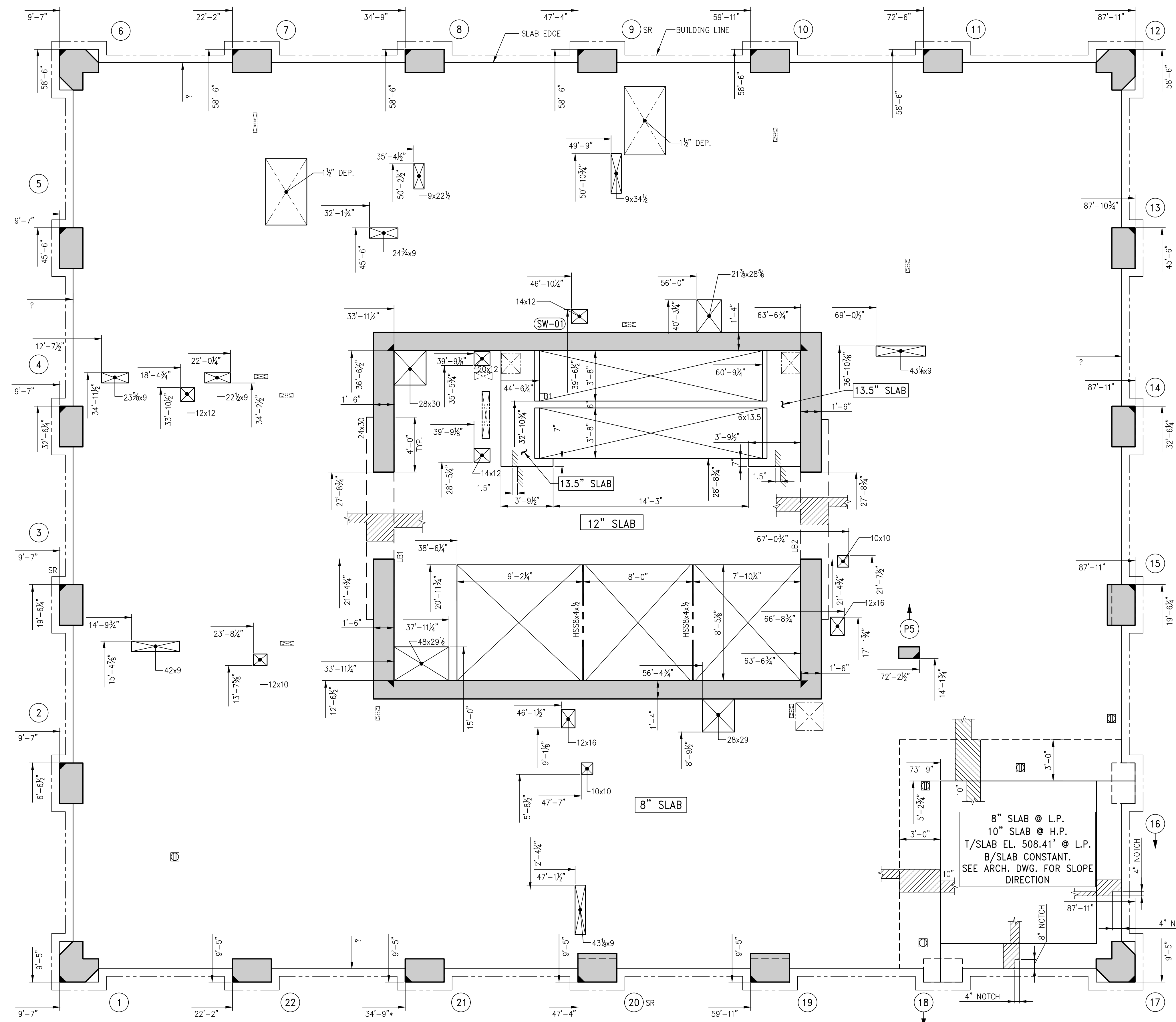
KEY PLAN AND NORTH SIGN
IF THIS DRAWING IS NOT 42" X 30" IT IS
A REDUCED PRINT.
REFER TO GRAPHIC SCALE

SCALE: 1/4" = 1'-0"

40TH FLOOR DUPLEX LOWER GENERAL ARRANGEMENT PLAN

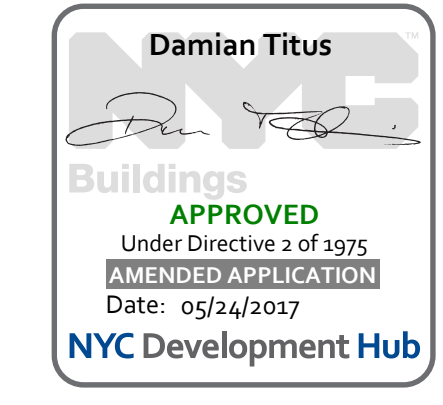
SHEET TITLE:
S-409.00

SHEET NUMBER:
1490153



1 40TH FLOOR DUPLEX LOWER GENERAL ARRANGEMENT PLAN
SCALE: 1/4" = 1'-0"

NOTES:
1. FOR NOTES SEE CORRESPONDING FRAMING PLAN.



© 2016 RAFAEL VINOLY ARCHITECTS

1 2 3 4 5 6

277
Fifth Avenue
NEW YORK, NY

OWNER:
VICTOR NOMAD LLC

CONSTRUCTION MANAGER:
LEND LEASE
200 PARK AVENUE 9TH FLOOR
NEW YORK, NY 10166
TEL: 212 592 6700

ARCHITECT:
RAFAEL VINOLY ARCHITECTS PC
50 VANDAM STREET
NEW YORK, NY 10013
TEL: 212 924 5060 FAX: 212 924 5858

STRUCTURAL ENGINEER:
WSP PARSONS BRINCKERHOFF
ONE PENN PLAZA, 4TH FLOOR
NEW YORK, NY 10119
TEL: 212 687 9888

MEP/FP/IT ENGINEER:
MGE ENGINEERING
116 WEST 32ND STREET, 12TH FLOOR
NEW YORK, NY 10001
TEL: 212 643 9055

GEOTECH CIVIL ENGINEER:
LANGAN ENGINEERING
300 KIMBALL DRIVE, 4TH FLOOR
PARSIPPANY, NJ, 07054
TEL: 973 560 4900

VERTICAL TRANSPORT CONSULTANT:
VAN DEUSEN & ASSOCIATES
120 EAGLE ROCK AVENUE, SUITE 310
EAST HANOVER, NJ, 07936
TEL: 973 994 9220

ENCLOSURE CONSULTANT:
VIDARIS, INC.
360 PARK AVENUE SOUTH, 15TH FLOOR
NEW YORK, NY, 10010
TEL: 212 689 5389

FACADE MAINTENANCE CONSULTANT:
ENTEK ENGINEERING LLC
166 AMES STREET
HACKENSACK, NJ, 07601
TEL: 201 820 2801

ACOUSTICAL CONSULTANT:
CERAMI & ASSOCIATES
404 FIFTH AVENUE
NEW YORK, NY, 10018
TEL: 212 616 4179

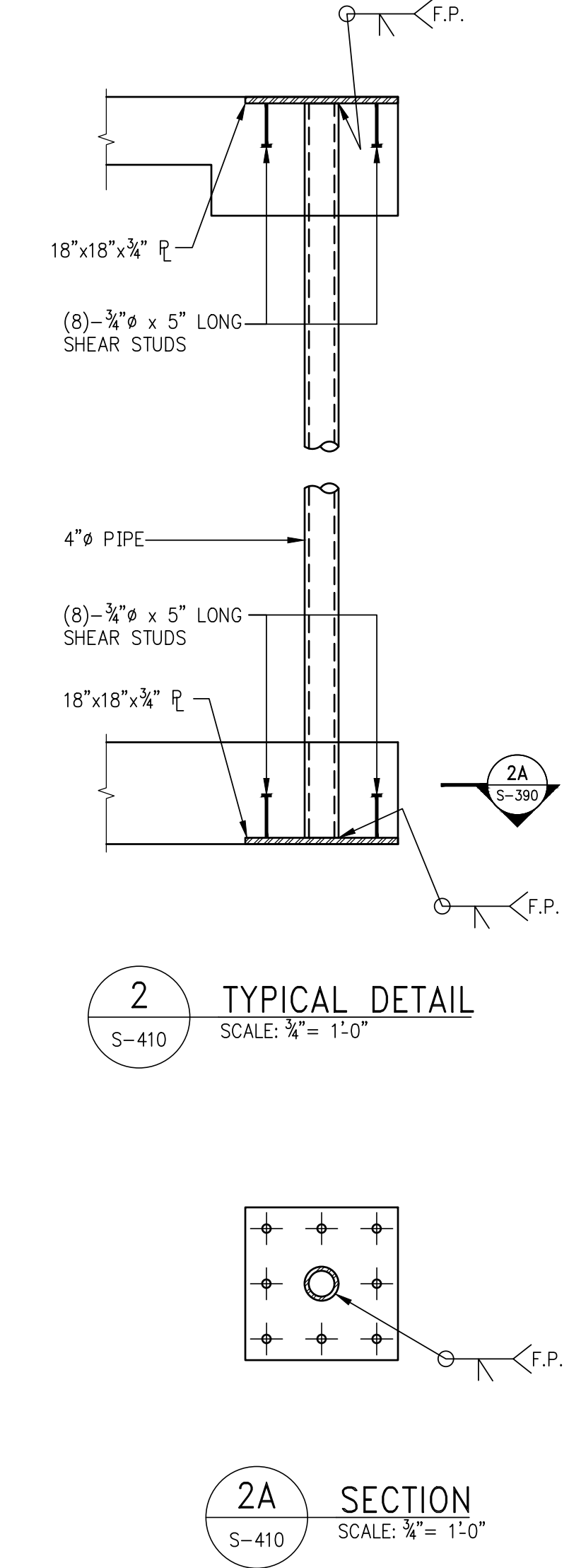
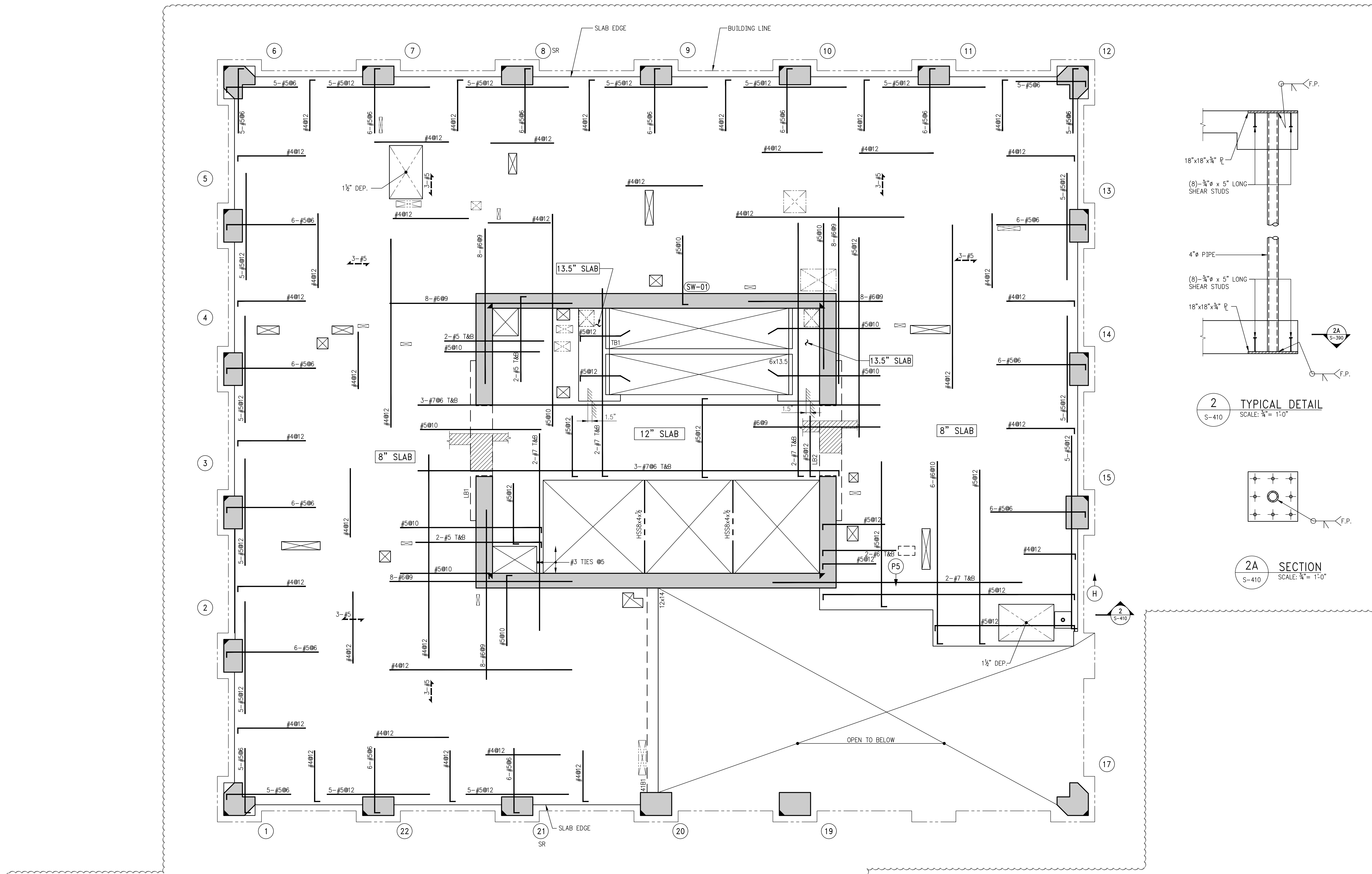
LIGHTING CONSULTANT:
ONE LUX STUDIO
158 WEST 29TH STREET, 10TH FLOOR
NEW YORK, NY, 10001
TEL: 212 201 5790

SPECIFICATIONS CONSULTANT:
ROBERT SCHWARTZ & ASSOCIATES
589 EIGHTH AVENUE, 17TH FLOOR
NEW YORK, NY, 10018
TEL: 212 691 3248

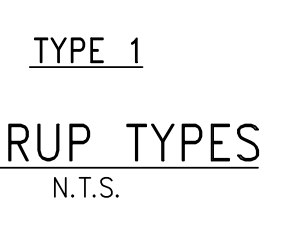
ENERGY MODELING CONSULTANT:
STEVEN WINTER ASSOCIATES, INC.
307 SEVENTH AVENUE, SUITE 1701
NEW YORK, NY, 10001
TEL: 212 564 5800

INTERIOR DESIGN CONSULTANT:
BEERS INTERIORS
156 5TH AVENUE, PENTHOUSE 2
NEW YORK, NY, 10010
TEL: 212 352 2020

NYC DEPT. OF BUILDINGS
PAA #1



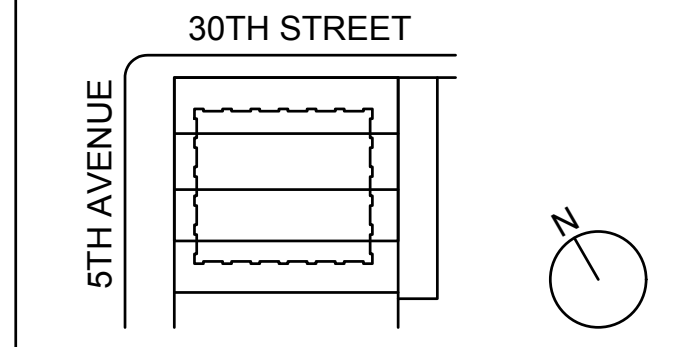
BEAM MARK	SIZE		REINFORCEMENT			STIRRUPS			REMARKS
	WIDTH	DEPTH	BOTTOM CONTINUOUS	TOP CONTINUOUS	TOP ADD'L BARS AT SUPPORT	TYPE	SIZE	SPACING	
41B1	12	14	2-#8	2-#8		1	#4	05	



1 41ST FLOOR DUPLEX UPPER FRAMING PLAN
SCALE: 1/4" = 1'-0"
NOTES:
1. TOP OF SLAB ELEVATION TO BE 521.25' U.O.N. ON PLAN THUS
2. SLAB TO BE 8" THICK U.O.N. THUS ON PLAN
3. BOTTOM REIN. TO BE #4@12 CONT. E.W. FOR 8" SLAB
#5@12 CONT. E.W. FOR 12" & 13.5" SLAB
4. FOR BALANCE OF NOTES SEE DRAWING S-010.

ARCHITECT'S SEAL

ISSUE NO.	ISSUE DATE	DESCRIPTION



KEY PLAN AND NORTH SIGN
IF THIS DRAWING IS NOT 42" X 30" IT IS A REDUCED PRINT. REFER TO GRAPHIC SCALE

SCALE 1/4" = 1'-0"

41ST FLOOR DUPLEX UPPER FRAMING PLAN

SHEET TITLE :

S-410.01

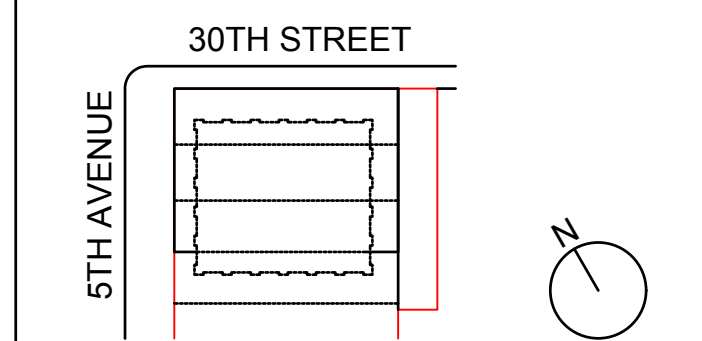
SHEET NUMBER :
1490153

Damian Titus
APPROVED Under Directive 2 of 2015 AMENDED APPLICATION Date: 05/24/2017
NYC Development Hub



ARCHITECT'S SEAL

ISSUE NO.	ISSUE DATE	DESCRIPTION
	02/24/2017	PAA #1



KEY PLAN AND NORTH SIGN
IF THIS DRAWING IS NOT 42" X 30" IT IS
A REDUCED PRINT.
REFER TO GRAPHIC SCALE



SCALE 1/4" = 1'-0"

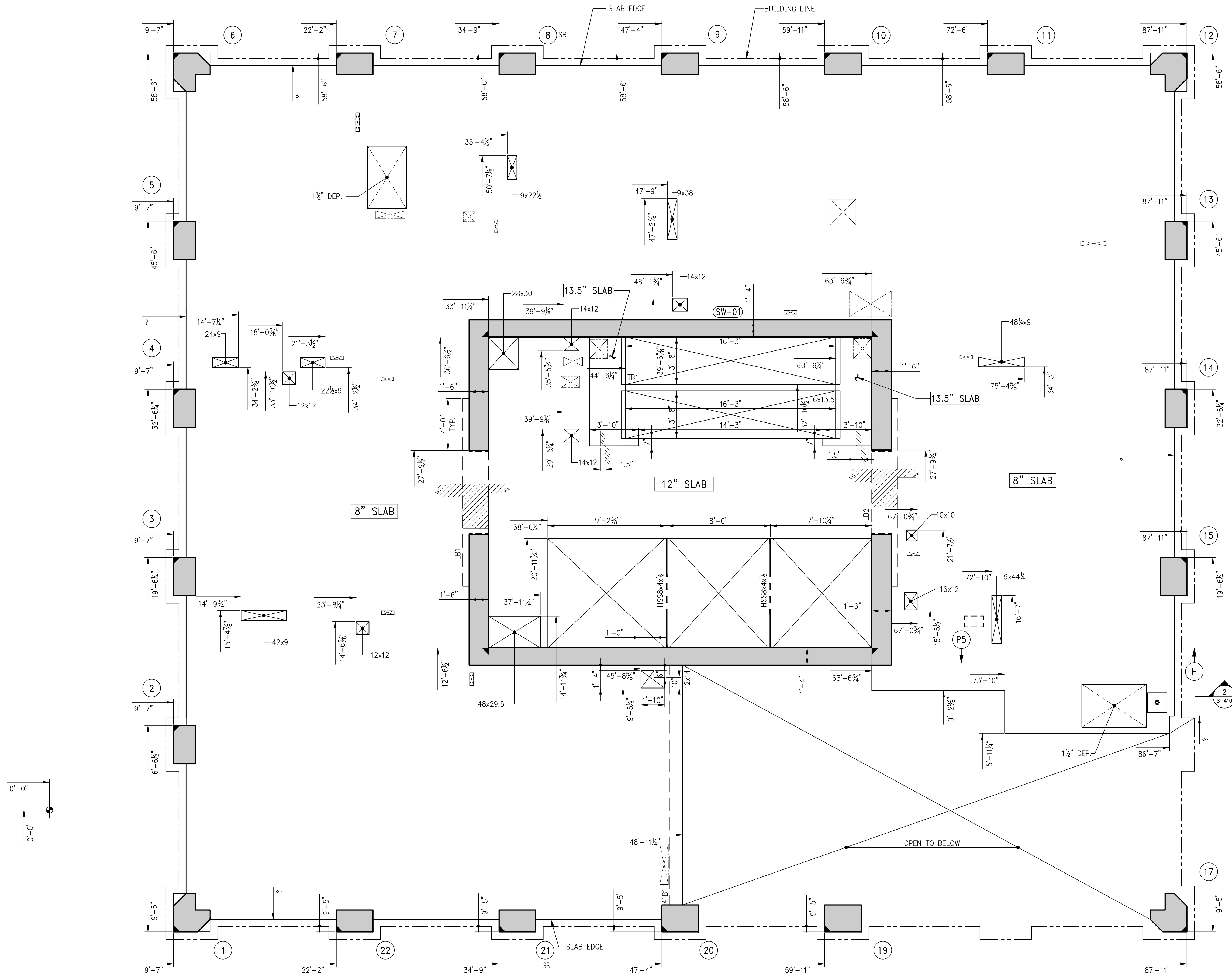
41ST FLOOR DUPLEX UPPER GENERAL ARRANGEMENT PLAN

SHEET TITLE:

S-419.00

SHEET NUMBER:

1490153



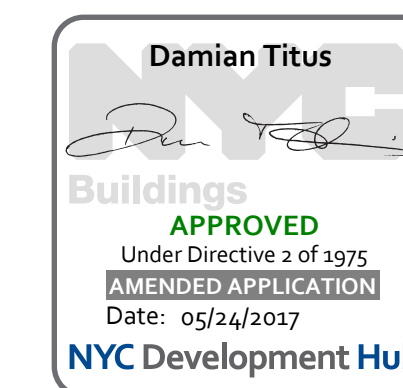
1 41ST FLOOR DUPLEX UPPER GENERAL ARRANGEMENT PLAN

S-419

SCALE: 1/4" = 1'-0"

NOTES:

1. FOR NOTES SEE CORRESPONDING FRAMING PLAN.



© 2016 RAFAEL VINOLY ARCHITECTS

1 2 3 4 5 6

277
Fifth Avenue

NEW YORK, NY

OWNER:
VICTOR NOMAD LLC

CONSTRUCTION MANAGER:
LEND LEASE
200 PARK AVENUE 9TH FLOOR
NEW YORK, NY 10168
TEL: 212 592 6700

ARCHITECT:
RAFAEL VINOLY ARCHITECTS PC
50 VANDAM STREET
NEW YORK, NY 10013
TEL: 212 924 5060 FAX: 212 924 5858

STRUCTURAL ENGINEER:
WSP PARSONS BRINCKERHOFF
ONE PENN PLAZA, 4TH FLOOR
NEW YORK, NY 10119
TEL: 212 687 9888

MEP/FP/IT ENGINEER:
MGE ENGINEERING
116 WEST 32ND STREET, 12TH FLOOR
NEW YORK, NY 10001
TEL: 212 643 9055

GEOTECH CIVIL ENGINEER:
LANGAN ENGINEERING
300 KIMBALL DRIVE, 4TH FLOOR
PARSIPPANY, NJ, 07054
TEL: 973 560 4900

VERTICAL TRANSPORT CONSULTANT:
VAN DEUSEN & ASSOCIATES
120 EAGLE ROCK AVENUE, SUITE 310
EAST HANOVER, NJ, 07936
TEL: 973 994 9220

ENCLOSURE CONSULTANT:
VIDARIS, INC.
360 PARK AVENUE SOUTH, 15TH FLOOR
NEW YORK, NY, 10010
TEL: 212 689 5389

FACADE MAINTENANCE CONSULTANT:
ENTEK ENGINEERING LLC
166 AMES STREET
HACKENSACK, NJ, 07601
TEL: 201 820 2801

ACOUSTICAL CONSULTANT:
CERAMI & ASSOCIATES
404 FIFTH AVENUE
NEW YORK, NY, 10018
TEL: 212 616 4179

LIGHTING CONSULTANT:
ONE LUX STUDIO
158 WEST 29TH STREET, 10TH FLOOR
NEW YORK, NY, 10001
TEL: 212 201 5790

SPECIFICATIONS CONSULTANT:
ROBERT SCHWARTZ & ASSOCIATES
589 EIGHTH AVENUE, 17TH FLOOR
NEW YORK, NY, 10018
TEL: 212 691 3248

ENERGY MODELING CONSULTANT:
STEVEN WINTER ASSOCIATES, INC
307 SEVENTH AVENUE, SUITE 1701
NEW YORK, NY, 10001
TEL: 212 564 5800

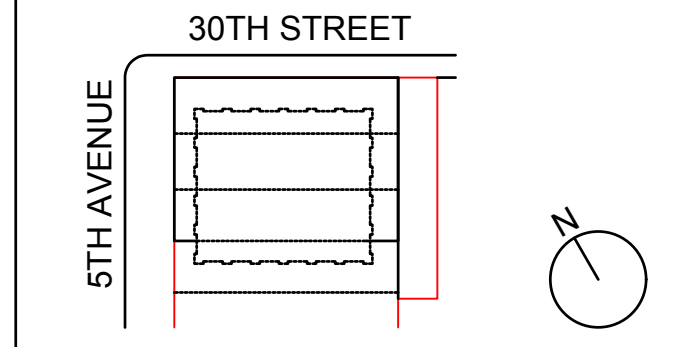
INTERIOR DESIGN CONSULTANT:
BEERS INTERIORS
156 5TH AVENUE, PENTHOUSE 2
NEW YORK, NY, 10010
TEL: 212 352 2020

NYC DEPT. OF BUILDINGS
PAA #1

ARCHITECT'S SEAL

^ _____
/ _____
X _____
X _____
X _____
X _____
X _____
X _____
X _____
X _____

02/24/2017 PAA #1
ISSUE DATE DESCRIPTION
NO. DATE



KEY PLAN AND NORTH SIGN
IF THIS DRAWING IS NOT 42" X 30" IT IS
A REDUCED PRINT;
REFER TO GRAPHIC SCALE

SCALE 1/4" = 1'-0"

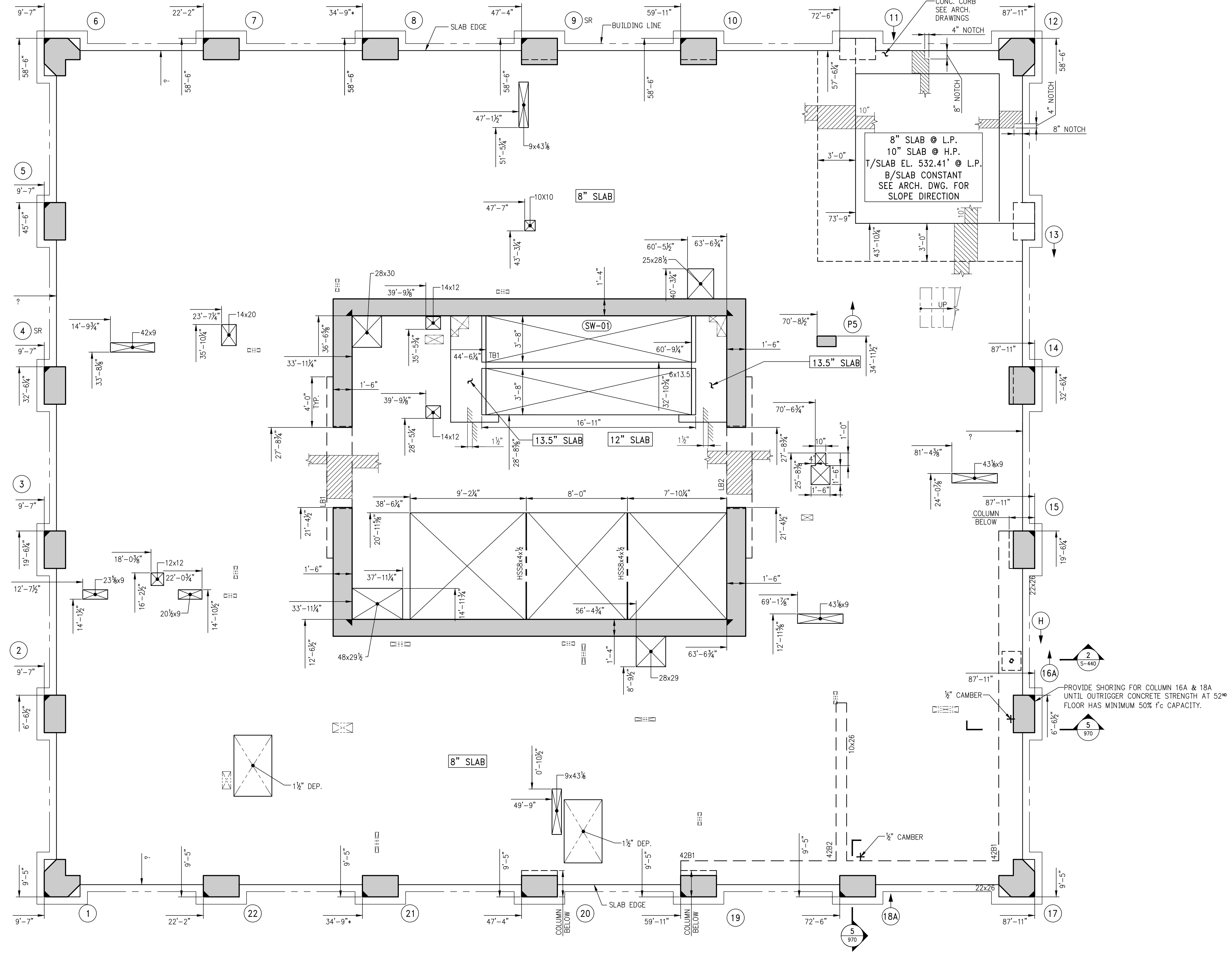
42ND FLOOR DUPLEX LOWER
GENERAL ARRANGEMENT
PLAN

SHEET TITLE:

S-429.00

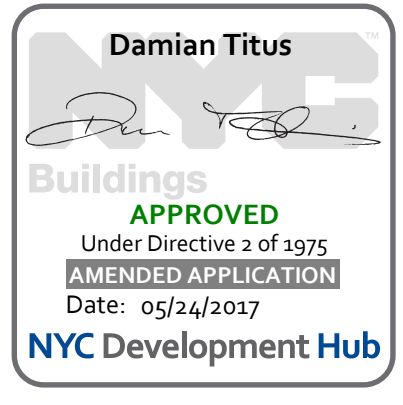
SHEET NUMBER:

1490153



1 42ND FLOOR DUPLEX LOWER GENERAL ARRANGEMENT PLAN
S-429 SCALE: 1/4" = 1'-0"

NOTES:
1. FOR NOTES SEE CORRESPONDING FRAMING PLAN.



OWNER:
VICTOR NOMAD LLC

CONSTRUCTION MANAGER:
LEND LEASE
200 PARK AVENUE 9TH FLOOR
NEW YORK, NY 10166
TEL: 212 592 6700

ARCHITECT:
RAFAEL VINOLI ARCHITECTS PC
50 VANDAM STREET
NEW YORK, NY 10013
TEL: 212 924 5060 FAX: 212 924 5858

STRUCTURAL ENGINEER:
WSP PARSONS BRINCKERHOFF
ONE PENN PLAZA, 4TH FLOOR
NEW YORK, NY 10119
TEL: 212 687 9888

MEP/FP/IT ENGINEER:
MGE ENGINEERING
116 WEST 32ND STREET, 12TH FLOOR
NEW YORK, NY 10001
TEL: 212 643 9055

GEOTECH CIVIL ENGINEER:
LANGAN ENGINEERING
300 KIMBALL DRIVE, 4TH FLOOR
PARSIPPANY, NJ, 07054
TEL: 973 560 4900

VERTICAL TRANSPORT CONSULTANT:
VIDARIS, INC
120 EAGLE ROCK AVENUE, SUITE 310
EAST HANOVER, NJ, 07936
TEL: 973 994 9220

ENCLOSURE CONSULTANT:
VIDARIS, INC
360 PARK AVENUE SOUTH, 15TH FLOOR
NEW YORK, NY, 10010
TEL: 212 689 5389

FAÇADE MAINTENANCE CONSULTANT:
ENTEK ENGINEERING LLC
166 AMES STREET
HACKENSACK, NJ, 07601
TEL: 201 820 2801

ACOUSTICAL CONSULTANT:
CERAMI & ASSOCIATES
404 FIFTH AVENUE
NEW YORK, NY, 10018
TEL: 212 616 4179

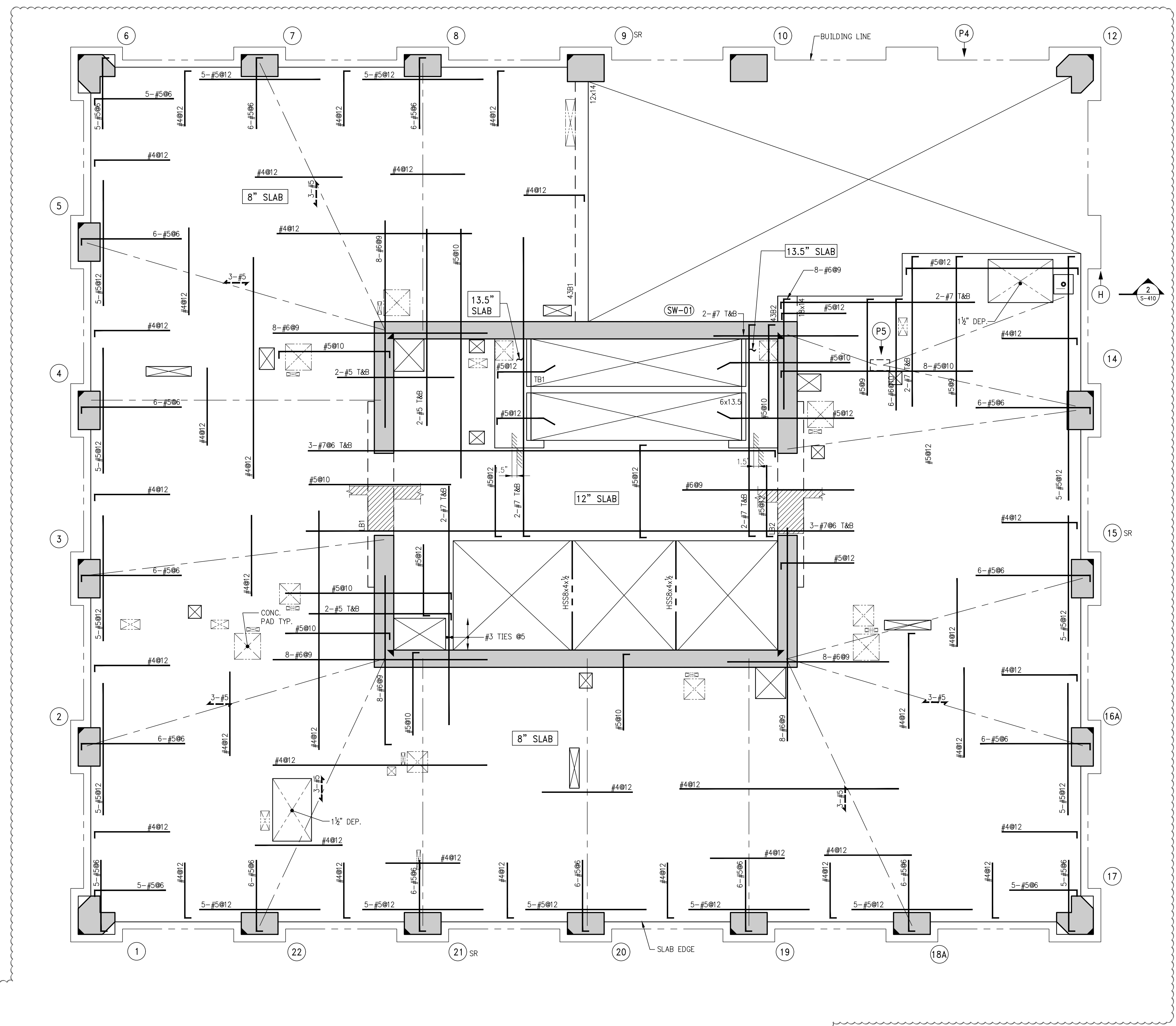
LIGHTING CONSULTANT:
ONE LUX STUDIO
158 WEST 29TH STREET, 10TH FLOOR
NEW YORK, NY, 10001
TEL: 212 201 5790

SPECIFICATIONS CONSULTANT:
ROBERT SCHWARTZ & ASSOCIATES
589 EIGHTH AVENUE, 17TH FLOOR
NEW YORK, NY, 10018
TEL: 212 691 3248

ENERGY MODELING CONSULTANT:
STEVEN WINTER ASSOCIATES, INC
307 SEVENTH AVENUE, SUITE 1701
NEW YORK, NY, 10001
TEL: 212 564 5800

INTERIOR DESIGN CONSULTANT:
BEERS INTERIORS
156 5TH AVENUE, PENTHOUSE 2
NEW YORK, NY, 10010
TEL: 212 352 2020

NYC DEPT. OF BUILDINGS
PAA #1



BEAM SCHEDULE

BEAM MARK	SIZE		REINFORCEMENT			STIRRUPS			REMARKS
	WIDTH	DEPTH	BOTTOM CONTINUOUS	TOP CONTINUOUS	TOP ADD'L BARS AT SUPPORT	TYPE	SIZE	SPACING	
43B1	12	14	2-#8	2-#8		1	#4	Ø5	
43B2	18	14	3-#5	3-#8		1	#4	Ø5	

TYPE 1
STIRRUP TYPES
N.T.S.

1
43RD FLOOR DUPLEX UPPER FRAMING PLAN
SCALE: 1/4" = 1'-0"

NOTES:

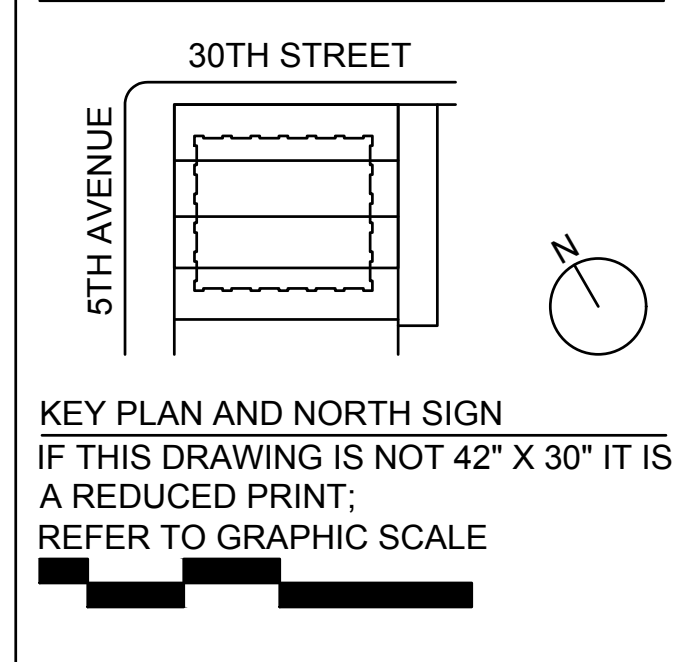
- TOP OF SLAB ELEVATION TO BE EL. 545.25' U.O.N. ON PLAN THUS []
- SLAB TO BE 8" THICK U.O.N. THUS [] ON PLAN.
- BOTTOM REINF. TO BE #4@12 CONT. E.W. FOR 8" SLAB #5@12 CONT. E.W. FOR 12" & 13.5" SLAB
- FOR BALANCE OF NOTES SEE DRAWING S-010.

ARCHITECT'S SEAL

^ _____
 / _____
 / _____
 / _____
 / _____
 / _____
 / _____
 / _____
 / _____
 / _____

02/24/2017 PAA #1
 04/08/2016 DOB SUBMITTAL

ISSUE ISSUE NO. DATE DESCRIPTION



1
2
3
4
5
6
B
C
D
E

277

Fifth Avenue
NEW YORK, NY

OWNER:
VICTOR NOMAD LLC

CONSTRUCTION MANAGER:
LEND LEASE
200 PARK AVENUE 9TH FLOOR
NEW YORK, NY 10168
TEL: 212 592 6700

ARCHITECT:
RAFAEL VIÑOLY ARCHITECTS PC
50 VANDAM STREET
NEW YORK, NY 10013
TEL: 212 924 5060 FAX: 212 924 5858

STRUCTURAL ENGINEER:
WSP PARSONS BRINCKERHOFF
ONE PENN PLAZA, 4TH FLOOR
NEW YORK, NY 10119
TEL: 212 687 9888

MEP/FP/IT ENGINEER:
MGE ENGINEERING
116 WEST 32ND STREET, 12TH FLOOR
NEW YORK, NY 10001
TEL: 212 643 9055

GEOTECH CIVIL ENGINEER:
LANGAN ENGINEERING
300 KIMBALL DRIVE, 4TH FLOOR
PARSIPPANY, NJ 07054
TEL: 973 560 4900

VERTICAL TRANSPORT CONSULTANT:
VAN DEUSEN & ASSOCIATES
120 EAGLE ROCK AVENUE, SUITE 310
EAST HANOVER, NJ, 07936
TEL: 973 994 9220

ENCLOSURE CONSULTANT:
VIDARIS, INC.
360 PARK AVENUE SOUTH, 15TH FLOOR
NEW YORK, NY, 10010
TEL: 212 689 5389

FAÇADE MAINTENANCE CONSULTANT:
ENTEK ENGINEERING LLC
166 AMES STREET
HACKENSACK, NJ, 07601
TEL: 201 820 2801

ACOUSTICAL CONSULTANT:
CERAMI & ASSOCIATES
404 FIFTH AVENUE
NEW YORK, NY, 10018
TEL: 212 616 4179

LIGHTING CONSULTANT:
BEERS INTERIORS
158 WEST 29TH STREET, 10TH FLOOR
NEW YORK, NY, 10001
TEL: 212 201 5790

SPECIFICATIONS CONSULTANT:
ROBERT SCHWARTZ & ASSOCIATES
589 EIGHTH AVENUE, 17TH FLOOR
NEW YORK, NY, 10018
TEL: 212 691 3248

ENERGY MODELING CONSULTANT:
STEVEN WINTER ASSOCIATES, INC
307 SEVENTH AVENUE, SUITE 1701
NEW YORK, NY, 10001
TEL: 212 564 5800

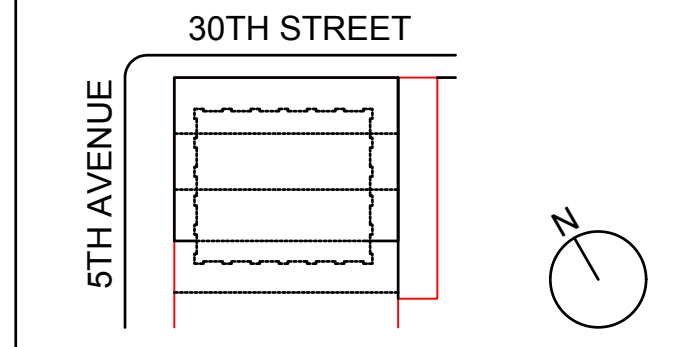
INTERIOR DESIGN CONSULTANT:
BEERS INTERIORS
158 5TH AVENUE, PENTHOUSE 2
NEW YORK, NY, 10010
TEL: 212 352 2020

NYC DEPT. OF BUILDINGS
PAA #1

ARCHITECT'S SEAL

02/24/2017 PAA #1
04/08/2016 DOB SUBMITTAL

ISSUE NO.	ISSUE DATE	DESCRIPTION

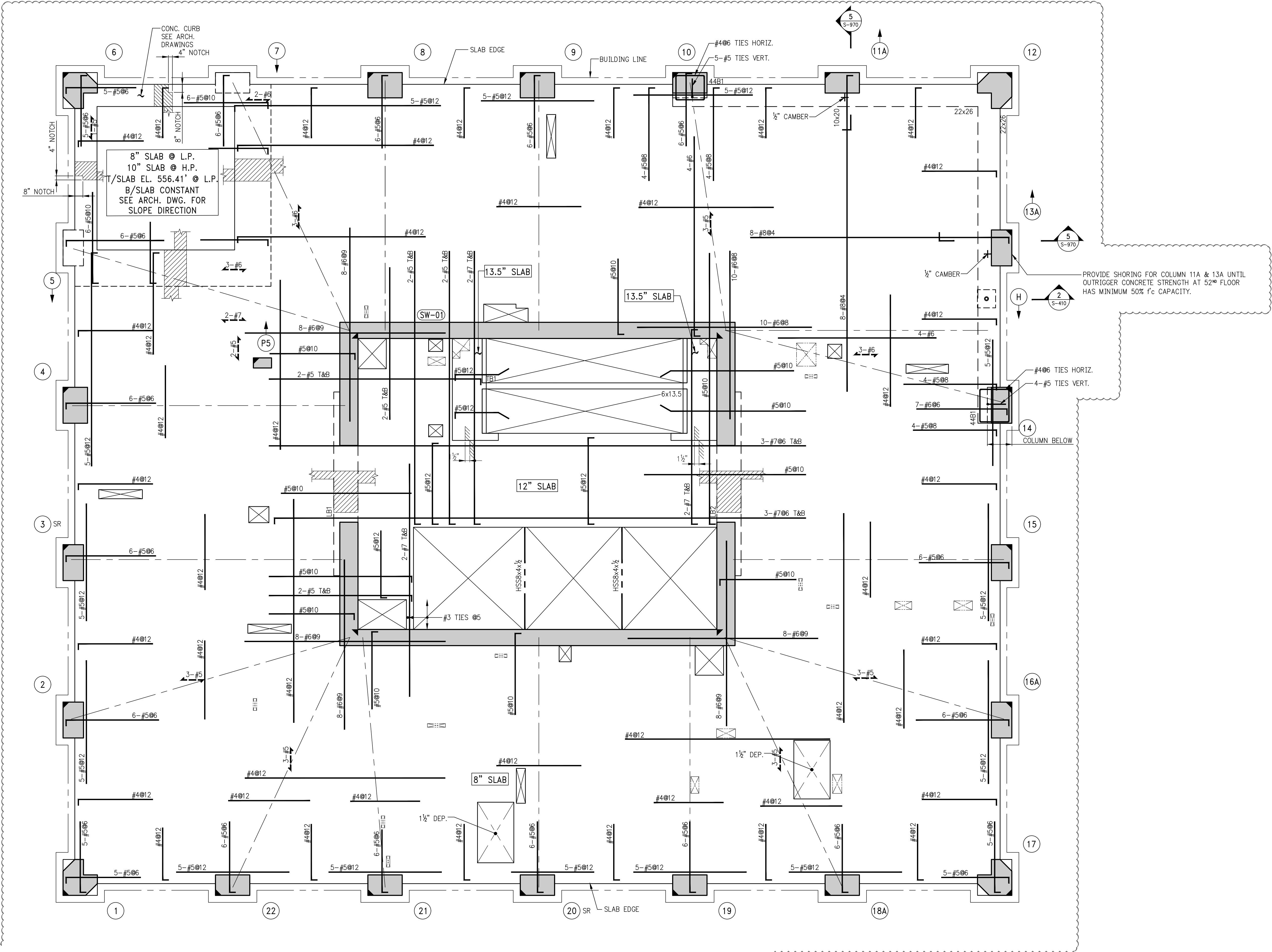


KEY PLAN AND NORTH SIGN
IF THIS DRAWING IS NOT 42" X 30" IT IS A REDUCED PRINT.
REFER TO GRAPHIC SCALE

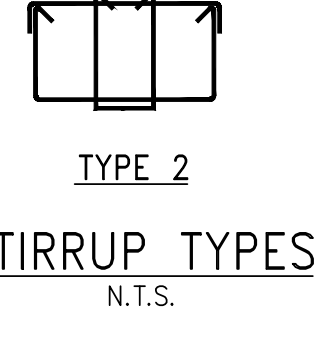
SCALE 1/4" = 1'-0"

44TH FLOOR DUPLEX LOWER FRAMING PLAN

SHEET TITLE:
S-440.01
SHEET NUMBER:
1490153

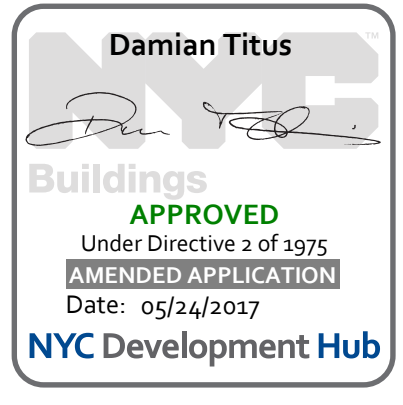


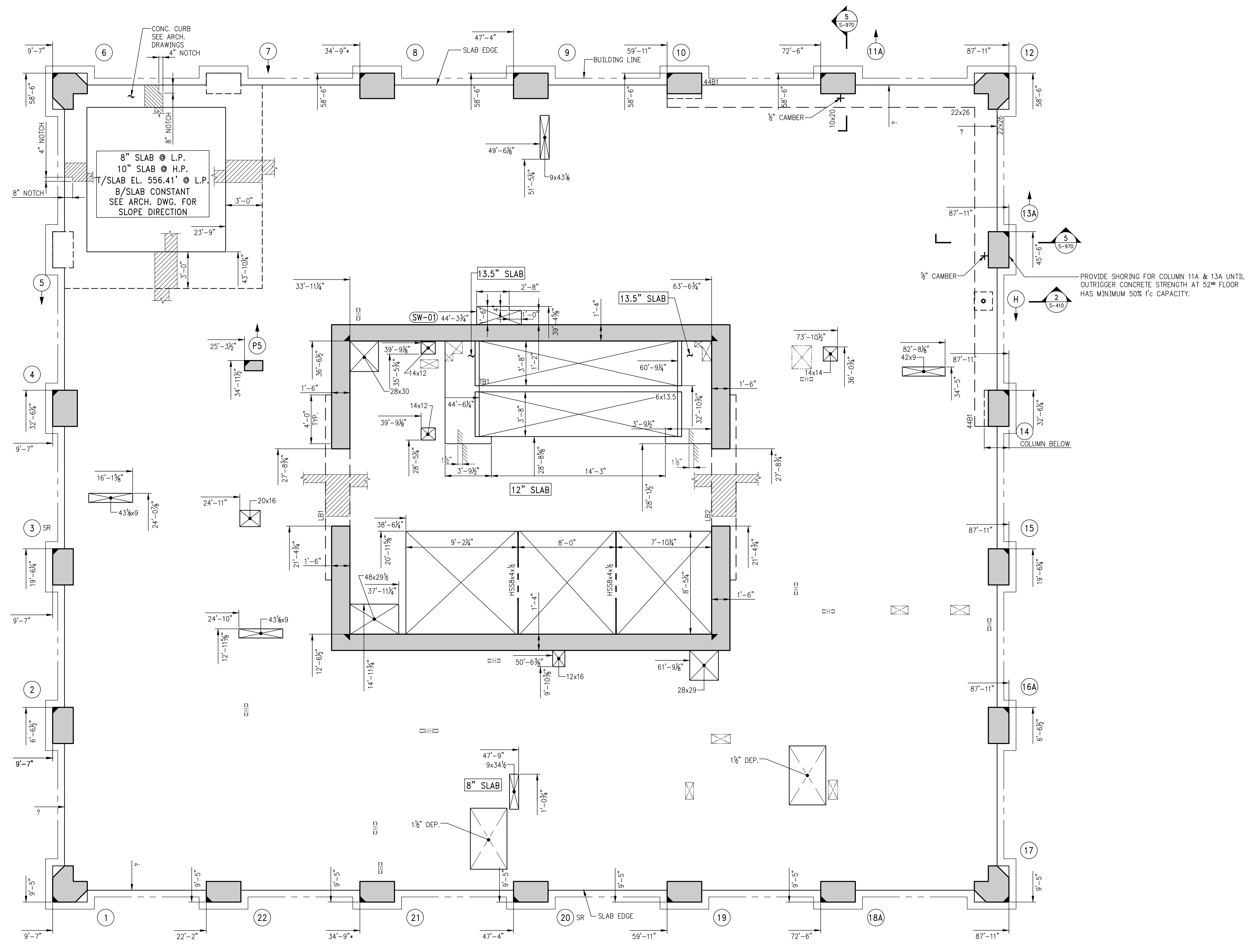
BEAM SCHEDULE									
BEAM MARK	SIZE		REINFORCEMENT			STIRRUPS			REMARKS
	WIDTH	DEPTH	BOTTOM CONTINUOUS	TOP CONTINUOUS	TOP ADD'L BARS AT SUPPORT	TYPE	SIZE	SPACING	
44B1	22	26	9-#11 (2 LAYERS)	9-#9 (2 LAYERS)		2	#4	@10	



1 44TH FLOOR DUPLEX LOWER FRAMING PLAN
SCALE: 1/4" = 1'-0"

NOTES:
1. TOP OF SLAB ELEVATION TO BE 557.25' U.O.N. ON PLAN THUS []
2. SLAB TO BE 8" THICK U.O.N. THUS [] ON PLAN
3. BOTTOM REINF. TO BE #4@12 CONT. E.W. FOR 8" SLAB
#5@12 CONT. E.W. FOR 13.5" SLAB
4. FOR BALANCE OF NOTES SEE DRAWING S-010.





1 44TH FLOOR DUPLEX LOWER GENERAL ARRANGEMENT PLAN
SCALE: 1/4" = 1'-0"

NOTES:
1. FOR NOTES SEE CORRESPONDING FRAMING PLAN.

Damian Titus
APPROVED
Under Directive 2 of 3975
AMENDED APPLICATION
Date: 02/24/2017
NYC Development Hub



SHEET NUMBER: S-449.00

OWNER:
VICTOR NOMAD LLC

CONSTRUCTION MANAGER:
LEND LEASE
200 PARK AVENUE, 9TH FLOOR
NEW YORK, NY 10166
TEL: 212 592 6700

ARCHITECT:
RAFAEL VIÑOLY ARCHITECTS PC
50 VANDAM STREET
NEW YORK, NY 10013
TEL: 212 924 5060 FAX: 212 924 5858

STRUCTURAL ENGINEER:
WSP PARSONS BRINCKERHOFF
ONE PENN PLAZA, 4TH FLOOR
NEW YORK, NY 10119
TEL: 212 687 9888

MEP/FP/IT ENGINEER:
MGE ENGINEERING
116 WEST 32ND STREET, 12TH FLOOR
NEW YORK, NY 10001
TEL: 212 643 9055

GEOTECH CIVIL ENGINEER:
LANGAN ENGINEERING
300 KIMBALL DRIVE, 4TH FLOOR
PARSIPPANY, NJ 07054
TEL: 973 560 4900

VERTICAL TRANSPORT CONSULTANT:
VAN DEUSEN & ASSOCIATES
120 EAGLE ROCK AVENUE, SUITE 310
EAST HANOVER, NJ, 07936
TEL: 973 994 9220

ENCLOSURE CONSULTANT:
VIDARIS, INC.
360 PARK AVENUE SOUTH, 15TH FLOOR
NEW YORK, NY, 10010
TEL: 212 689 5389

FAÇADE MAINTENANCE CONSULTANT:
ENTEK ENGINEERING LLC
166 AMES STREET
HACKENSACK, NJ, 07601
TEL: 201 820 2801

ACOUSTICAL CONSULTANT:
CERAMI & ASSOCIATES
404 FIFTH AVENUE
NEW YORK, NY, 10018
TEL: 212 616 4179

LIGHTING CONSULTANT:
ONE LUX STUDIO
158 WEST 29TH STREET, 10TH FLOOR
NEW YORK, NY, 10001
TEL: 212 201 5790

SPECIFICATIONS CONSULTANT:
ROBERT SCHWARTZ & ASSOCIATES
589 EIGHTH AVENUE, 17TH FLOOR
NEW YORK, NY, 10018
TEL: 212 691 3248

ENERGY MODELING CONSULTANT:
STEVEN WINTER ASSOCIATES, INC
307 SEVENTH AVENUE, SUITE 1701
NEW YORK, NY, 10001
TEL: 212 564 5800

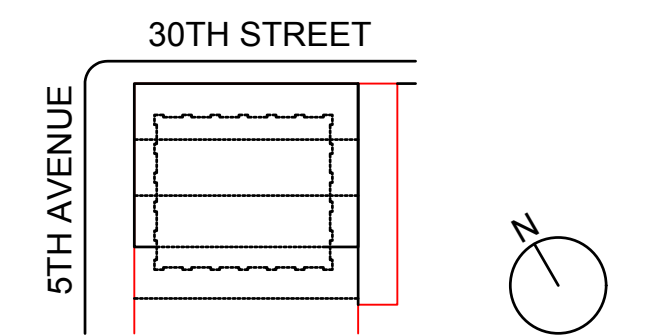
INTERIOR DESIGN CONSULTANT:
BEERS INTERIORS
156 5TH AVENUE, PENTHOUSE 2
NEW YORK, NY, 10010
TEL: 212 352 2020

NYC DEPT. OF BUILDINGS
PAA #1

ARCHITECT'S SEAL

^	_____
^	_____
^	_____
^	_____
^	_____
^	_____
^	_____
^	_____
^	_____
^	_____
^	_____
^	_____

02/24/2017	PAA #1
04/08/2016	DOB SUBMITTAL
ISSUE NO.	DATE
ISSUE NO.	DATE



KEY PLAN AND NORTH SIGN
IF THIS DRAWING IS NOT 42" X 30" IT IS
A REDUCED PRINT;
REFER TO GRAPHIC SCALE

SCALE 1/4" = 1'-0"

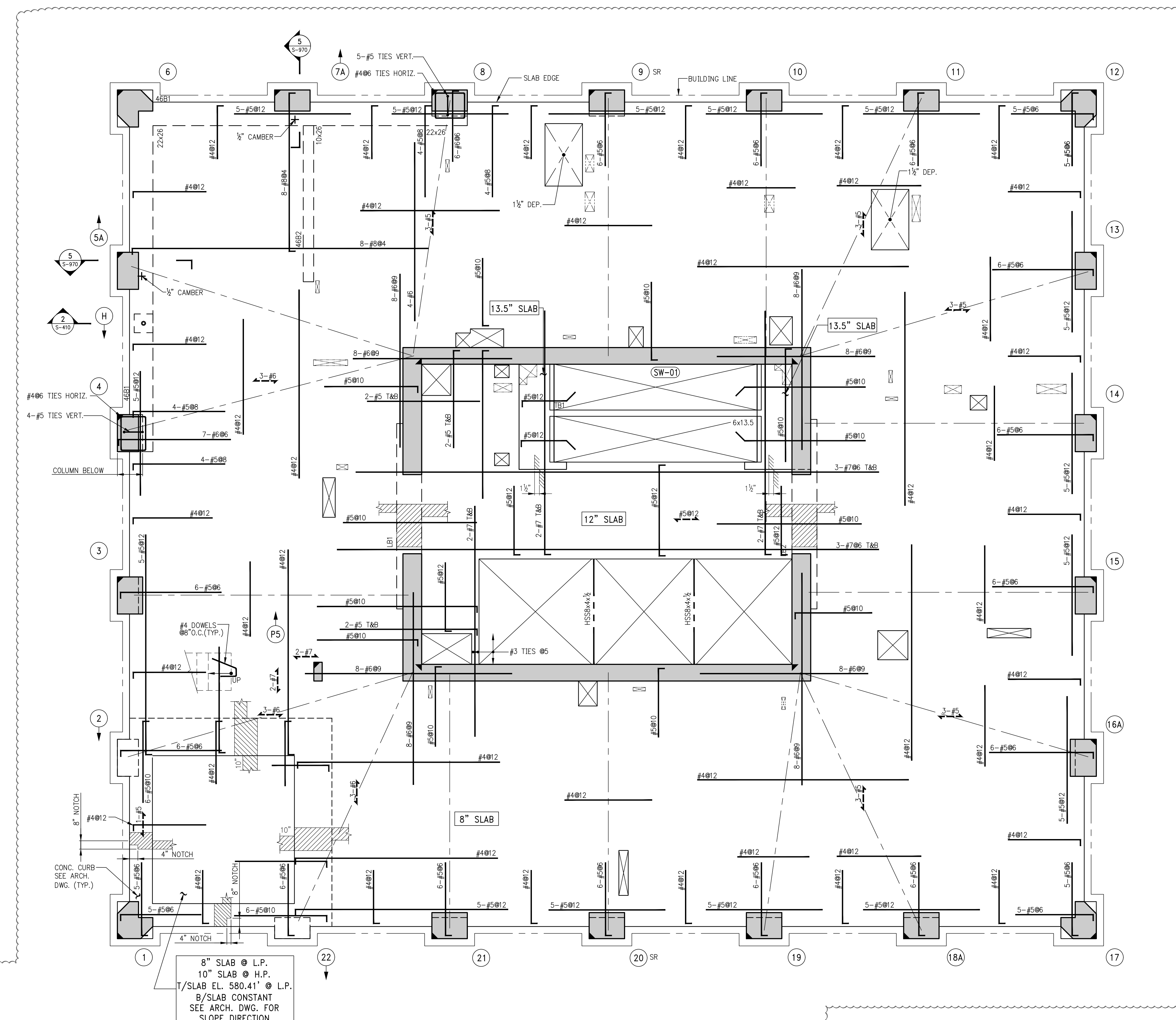
46TH FLOOR DUPLEX LOWER FRAMING PLAN

SHEET TITLE:

S-460.01

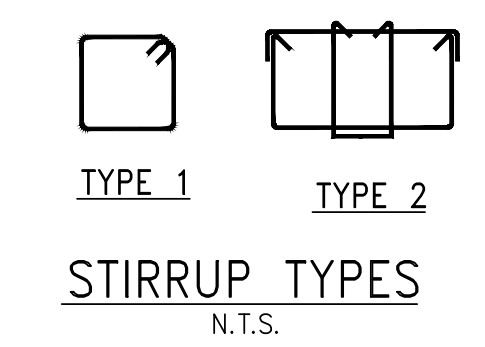
SHEET NUMBER:

1490153



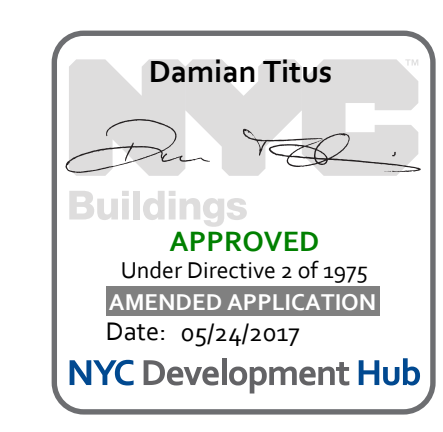
BEAM SCHEDULE

BEAM MARK	SIZE		REINFORCEMENT		STIRRUPS		REMARKS
	WIDTH	DEPTH	BOTTOM CONTINUOUS	TOP CONTINUOUS	TOP ADD'L BARS AT SUPPORT	TYPE SIZE SPACING	
46B1	22	26	9-#11 (2 LAYERS)	9-#9 (2 LAYERS)		2 #4 @10	
46B2	10	26	2-#7	2-#7		1 #4 @10	



1 46TH FLOOR DUPLEX LOWER FRAMING PLAN
SCALE: 1/4" = 1'-0"

NOTES:
1. TOP OF SLAB ELEVATION TO BE 581.25' U.O.N. ON PLAN THUS []
2. SLAB TO BE 8" THICK U.O.N. THUS [] ON PLAN.
3. BOTTOM REINF. TO BE #4@12 CONT. E.W. FOR 8" SLAB
#5@12 CONT. E.W. FOR 12" & 13.5" SLAB
4. FOR BALANCE OF NOTES SEE DRAWING S-010.



OWNER:
VICTOR NOMAD LLC

CONSTRUCTION MANAGER:
LEND LEASE
200 PARK AVENUE 9TH FLOOR
NEW YORK, NY 10168
TEL: 212 592 6700

ARCHITECT:
RAFAEL VIÑOLY ARCHITECTS PC
50 VANDAM STREET
NEW YORK, NY 10013
TEL: 212 924 5060 FAX: 212 924 5858

STRUCTURAL ENGINEER:
WSP PARSONS BRINCKERHOFF
ONE PENN PLAZA, 4TH FLOOR
NEW YORK, NY 10119
TEL: 212 687 9888

MEP/FP/IT ENGINEER:
MGE ENGINEERING
116 WEST 32ND STREET, 12TH FLOOR
NEW YORK, NY 10001
TEL: 212 643 9055

GEOTECH CIVIL ENGINEER:
LANGAN ENGINEERING
300 KIMBALL DRIVE, 4TH FLOOR
PARSIPPANY, NJ, 07054
TEL: 973 560 4900

VERTICAL TRANSPORT CONSULTANT:
VAN DEUSEN & ASSOCIATES
120 EAGLE ROCK AVENUE, SUITE 310
EAST HANOVER, NJ, 07936
TEL: 973 994 9220

ENCLOSURE CONSULTANT:
VIDARIS, INC.
360 PARK AVENUE SOUTH, 15TH FLOOR
NEW YORK, NY, 10010
TEL: 212 689 5389

FAÇADE MAINTENANCE CONSULTANT:
ENTEK ENGINEERING LLC
166 AMES STREET
HACKENSACK, NJ, 07601
TEL: 201 820 2801

ACOUSTICAL CONSULTANT:
CERAMI & ASSOCIATES
404 FIFTH AVENUE
NEW YORK, NY, 10018
TEL: 212 616 4179

LIGHTING CONSULTANT:
ONE LUX STUDIO
158 WEST 29TH STREET, 10TH FLOOR
NEW YORK, NY, 10001
TEL: 212 201 5790

SPECIFICATIONS CONSULTANT:
ROBERT SCHWARTZ & ASSOCIATES
589 EIGHTH AVENUE, 17TH FLOOR
NEW YORK, NY, 10018
TEL: 212 691 3248

ENERGY MODELING CONSULTANT:
STEVEN WINTER ASSOCIATES, INC
307 SEVENTH AVENUE, SUITE 1701
NEW YORK, NY, 10001
TEL: 212 564 5800

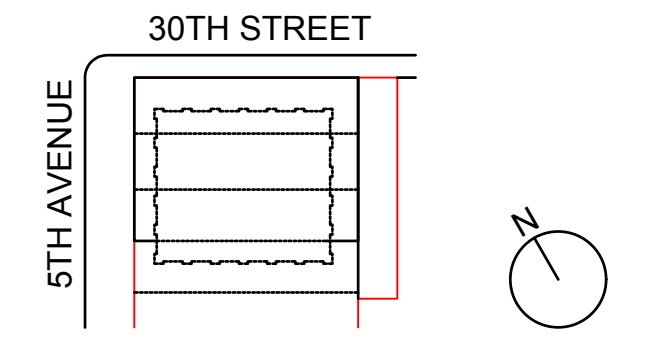
INTERIOR DESIGN CONSULTANT:
BEERS INTERIORS
156 5TH AVENUE, PENTHOUSE 2
NEW YORK, NY, 10010
TEL: 212 352 2020

NYC DEPT. OF BUILDINGS
PAA #1

ARCHITECT'S SEAL

^	
✕	
✕	
✕	
✕	
✕	
✕	
✕	
✕	
✕	

02/24/2017	PAA #1
ISSUE NO.	DATE
ISSUE NO.	DATE
ISSUE NO.	DATE
ISSUE NO.	DATE
ISSUE NO.	DATE



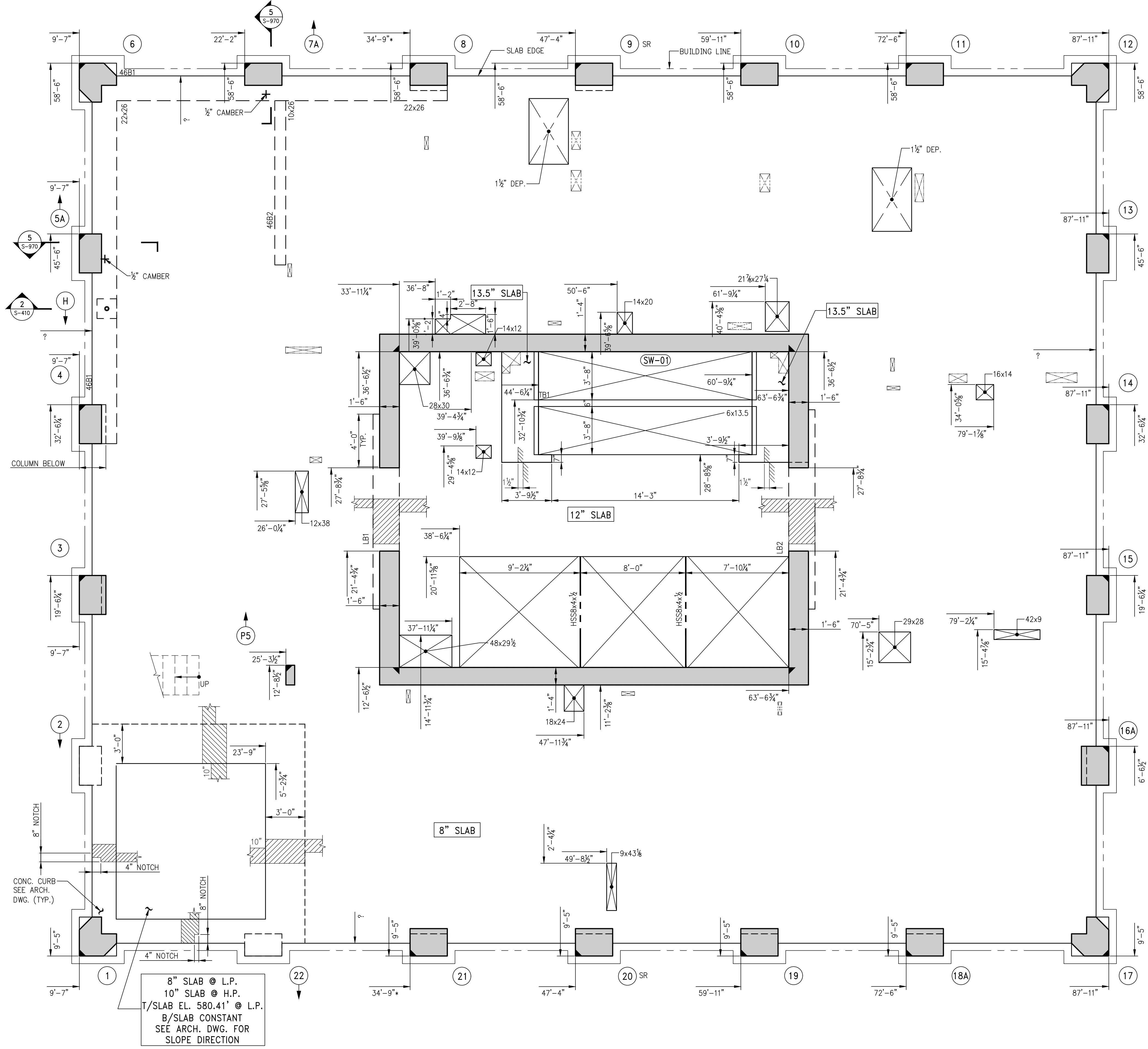
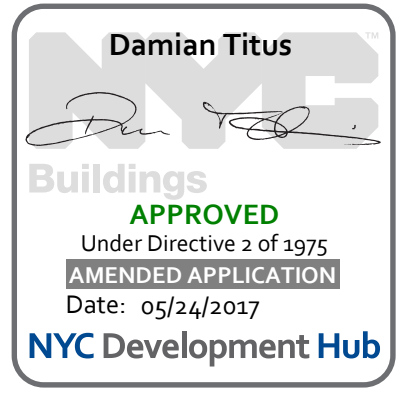
KEY PLAN AND NORTH SIGN
IF THIS DRAWING IS NOT 42" X 30" IT IS
A REDUCED PRINT.
REFER TO GRAPHIC SCALE

SCALE 1/4" = 1'-0"

46TH FLOOR DUPLEX LOWER
GENERAL ARRANGEMENT
PLAN

SHEET TITLE:
S-469.00

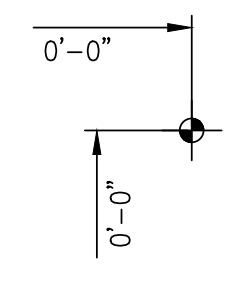
SHEET NUMBER:
1490153



1 46TH FLOOR DUPLEX LOWER GENERAL ARRANGEMENT PLAN
SCALE: 1/4" = 1'-0"

NOTES:
1. FOR NOTES SEE CORRESPONDING FRAMING PLAN.

8" SLAB @ L.P.
10" SLAB @ H.P.
T/SLAB EL. 580.41' @ L.P.
B/SLAB CONSTANT
SEE ARCH. DWG. FOR
SLOPE DIRECTION



© 2016 RAFAEL VIÑOLY ARCHITECTS

277

Fifth Avenue

NEW YORK, NY

OWNER:
VICTOR NOMAD LLC

CONSTRUCTION MANAGER:
LEND LEASE
200 PARK AVENUE, 9TH FLOOR
NEW YORK, NY 10166
TEL: 212 592 6700

ARCHITECT:
RAFAEL VIÑOLY ARCHITECTS PC
50 VANDAM STREET
NEW YORK, NY 10013
TEL: 212 924 5060 FAX: 212 924 5858

STRUCTURAL ENGINEER:
WSP PARSONS BRINCKERHOFF
ONE PENN PLAZA, 4TH FLOOR
NEW YORK, NY 10119
TEL: 212 687 9888

MEP/FP/IT ENGINEER:
MGE ENGINEERING
116 WEST 32ND STREET, 12TH FLOOR
NEW YORK, NY 10001
TEL: 212 643 9055

GEOTECH CIVIL ENGINEER:
LANGAN ENGINEERING
300 KIMBALL DRIVE, 4TH FLOOR
PARSIIPPANY, NJ 07054
TEL: 973 560 4900

VERTICAL TRANSPORT CONSULTANT:
VAN DEUSEN & ASSOCIATES
120 EAGLE ROCK AVENUE, SUITE 310
EAST HANOVER, NJ, 07936
TEL: 973 994 9220

ENCLOSURE CONSULTANT:
VIDARIS, INC.
360 PARK AVENUE SOUTH, 15TH FLOOR
NEW YORK, NY, 10010
TEL: 212 689 5389

FACADE MAINTENANCE CONSULTANT:
ENTEK ENGINEERING LLC
166 AMES STREET
HACKENSACK, NJ, 07601
TEL: 201 820 2801

ACOUSTICAL CONSULTANT:
CERAMI & ASSOCIATES
404 FIFTH AVENUE
NEW YORK, NY, 10018
TEL: 212 616 4179

LIGHTING CONSULTANT:
ONE LUX STUDIO
158 WEST 29TH STREET, 10TH FLOOR
NEW YORK, NY, 10001
TEL: 212 201 5790

SPECIFICATIONS CONSULTANT:
ROBERT SCHWARTZ & ASSOCIATES
589 EIGHTH AVENUE, 17TH FLOOR
NEW YORK, NY, 10018
TEL: 212 691 3248

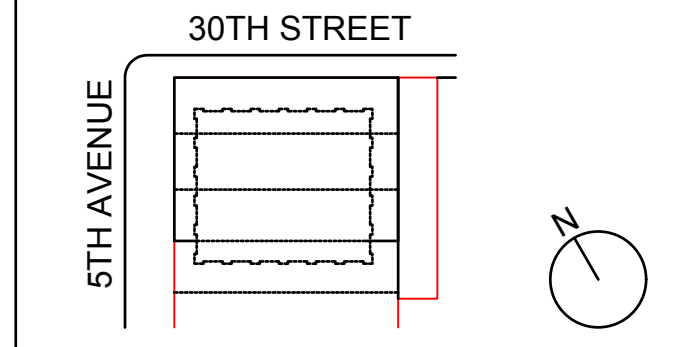
ENERGY MODELING CONSULTANT:
STEVEN WINTER ASSOCIATES, INC
307 SEVENTH AVENUE, SUITE 1701
NEW YORK, NY, 10001
TEL: 212 564 5800

INTERIOR DESIGN CONSULTANT:
BEERS INTERIORS
156 5TH AVENUE, PENTHOUSE 2
NEW YORK, NY, 10010
TEL: 212 352 2020

NYC DEPT. OF BUILDINGS
PAA #1

ARCHITECT'S SEAL

NO.	ISSUE DATE	DESCRIPTION
1	02/24/2017	PAA #1
2	04/08/2016	DOB SUBMITTAL
3		
4		
5		
6		
7		
8		
9		
10		

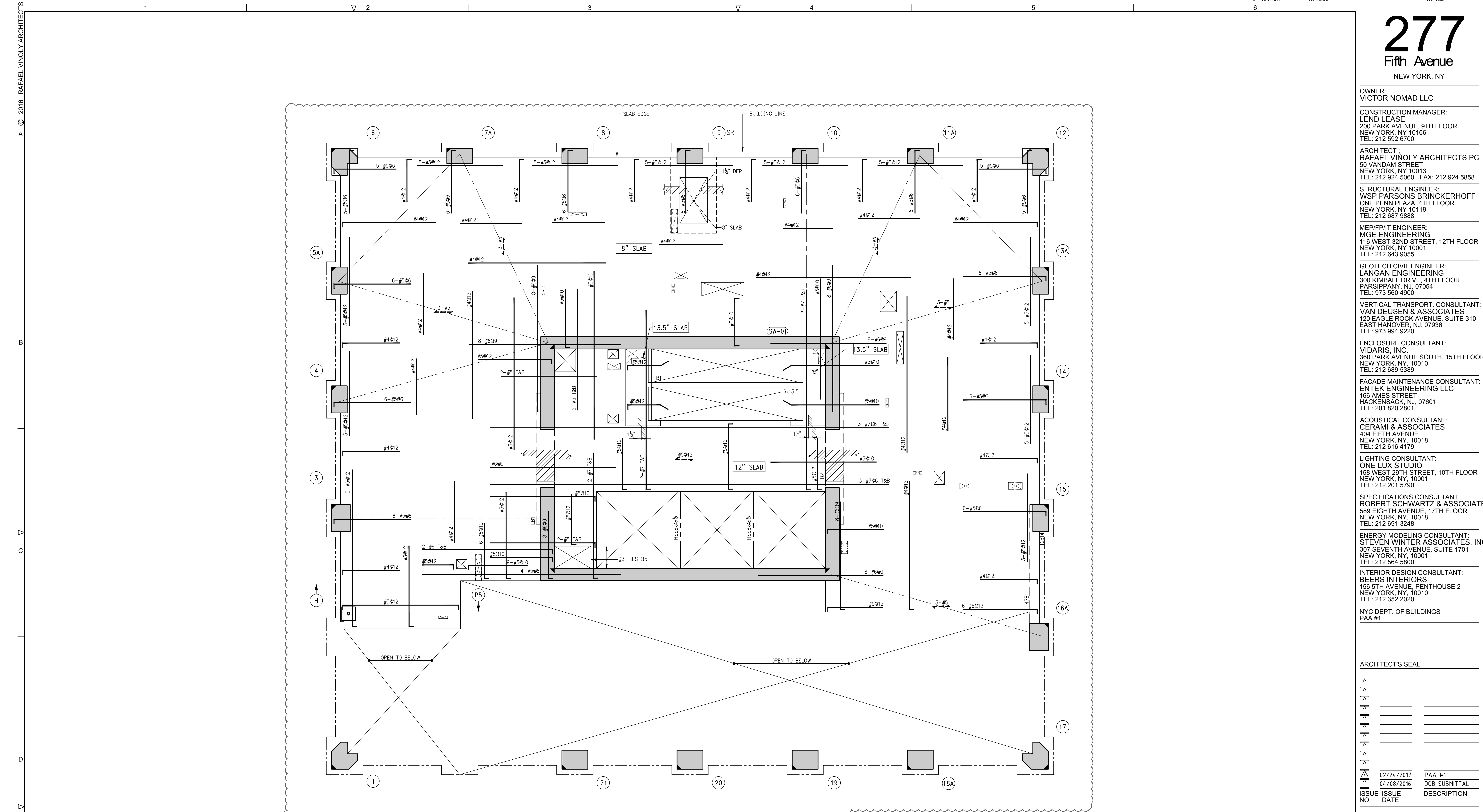


SCALE: 1/4" = 1'-0"

47TH FLOOR DUPLEX UPPER FRAMING PLAN

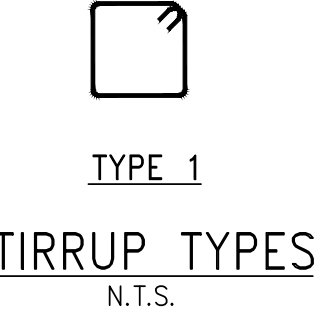
SHEET TITLE:

SHEET NUMBER:
S-470.01



B E A M S C H E D U L E

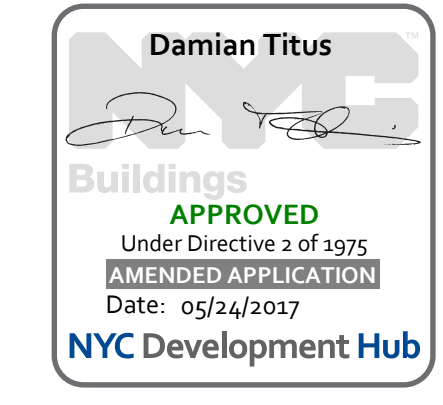
BEAM MARK	SIZE		REINFORCEMENT			STIRRUPS			REMARKS
	WIDTH	DEPTH	BOTTOM CONTINUOUS	TOP CONTINUOUS	TOP ADD'L BARS AT SUPPORT	TYPE	SIZE	SPACING	
47B1	12	14	2-#7	2-#7		1	#4	Ø5	



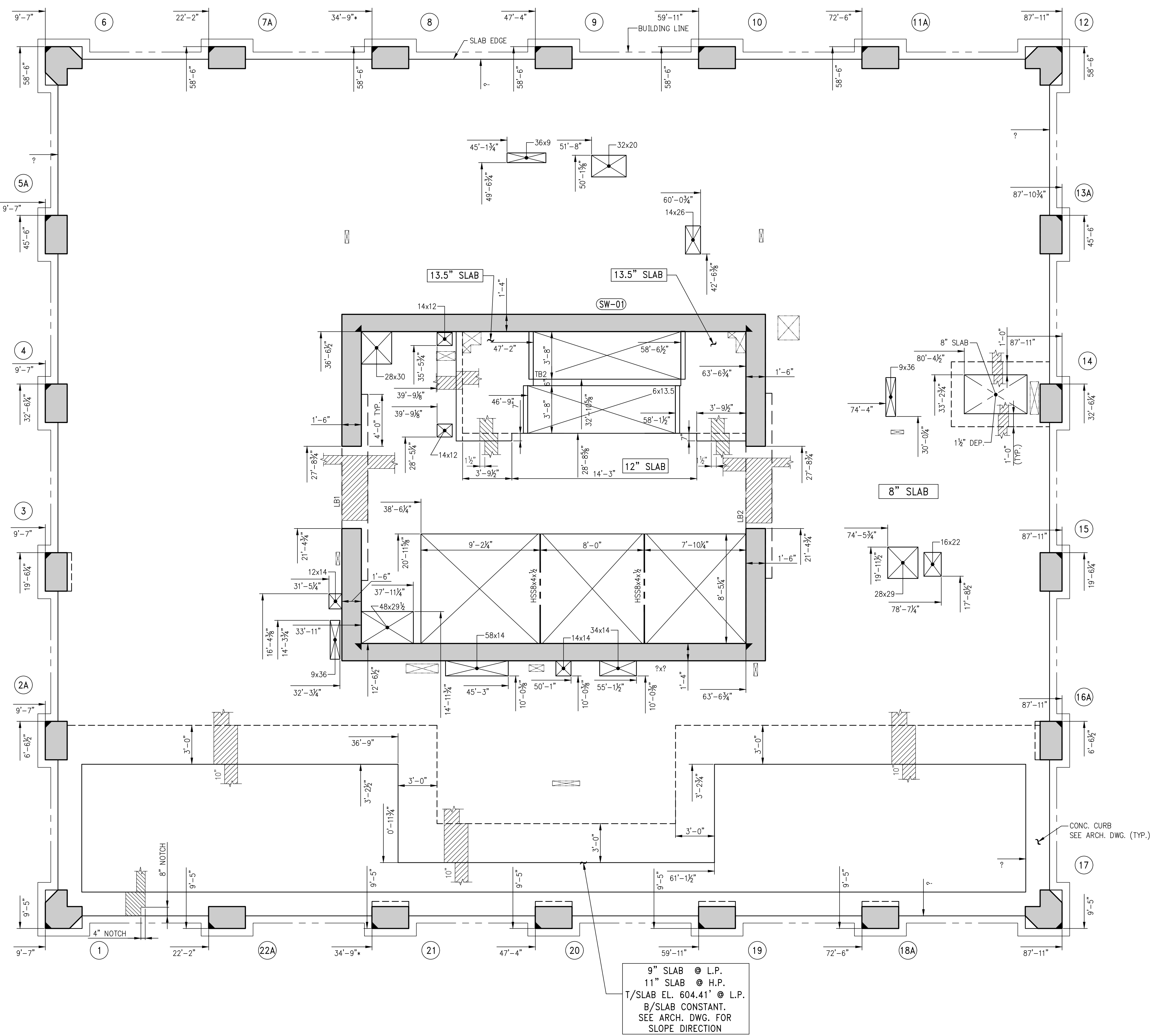
1 47TH FLOOR DUPLEX UPPER FRAMING PLAN
SCALE: 1/4" = 1'-0"

NOTES:
1. TOP OF SLAB ELEVATION TO BE 593.25' U.O.N. ON PLAN THUS []
2. SLAB TO BE 8" THICK U.O.N. THUS [] ON PLAN.
3. BOTTOM REINF. TO BE #4@12 CONT. E.W. FOR 8" SLAB
 #5@12 CONT. E.W. FOR 12" & 13.5" SLAB
4. FOR BALANCE OF NOTES SEE DRAWING S-010.

© 2016 RAFAEL VIÑOLY ARCHITECTS



1490153



9\"/>

1 48TH FLOOR GENERAL ARRANGEMENT PLAN
 SCALE: 1/4\"/>

NOTES:
 1. FOR NOTES SEE CORRESPONDING FRAMING PLAN.

277

Fifth Avenue
 NEW YORK, NY

OWNER:
 VICTOR NOMAD LLC

CONSTRUCTION MANAGER:
 LEND LEASE
 200 PARK AVENUE, 9TH FLOOR
 NEW YORK, NY 10166
 TEL: 212 592 6700

ARCHITECT:
 RAFAEL VIÑOLY ARCHITECTS PC
 50 VANDAM STREET
 NEW YORK, NY 10013
 TEL: 212 924 5060 FAX: 212 924 5858

STRUCTURAL ENGINEER:
 WSP PARSONS BRINCKERHOFF
 ONE PENN PLAZA, 4TH FLOOR
 NEW YORK, NY 10119
 TEL: 212 687 9888

MEP/FP/IT ENGINEER:
 MGE ENGINEERING
 116 WEST 32ND STREET, 12TH FLOOR
 NEW YORK, NY 10001
 TEL: 212 643 9055

GEOTECH CIVIL ENGINEER:
 LANGAN ENGINEERING
 300 KIMBALL DRIVE, 4TH FLOOR
 PARSIPPANY, NJ 07054
 TEL: 973 560 4900

VERTICAL TRANSPORT CONSULTANT:
 VIDARIS, INC.
 360 PARK AVENUE SOUTH, 15TH FLOOR
 NEW YORK, NY 10010
 TEL: 212 689 5389

ENCLOSURE CONSULTANT:
 ENTEK ENGINEERING LLC
 166 AMES STREET
 HACKENSACK, NJ 07601
 TEL: 201 820 2801

FAÇADE MAINTENANCE CONSULTANT:
 CERAMI & ASSOCIATES
 404 FIFTH AVENUE
 NEW YORK, NY 10018
 TEL: 212 616 4179

LIGHTING CONSULTANT:
 ONE LUX STUDIO
 158 WEST 29TH STREET, 10TH FLOOR
 NEW YORK, NY 10001
 TEL: 212 201 5790

SPECIFICATIONS CONSULTANT:
 ROBERT SCHWARTZ & ASSOCIATES
 589 EIGHTH AVENUE, 17TH FLOOR
 NEW YORK, NY 10018
 TEL: 212 691 3248

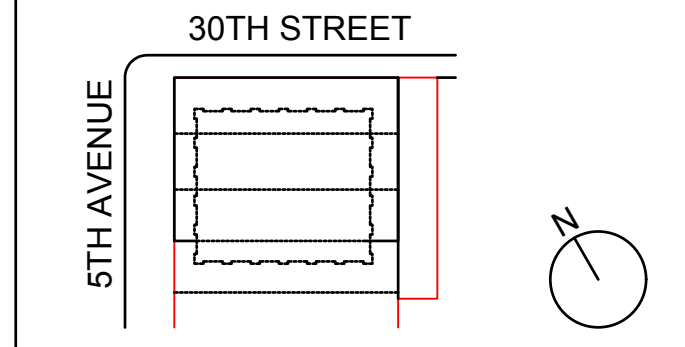
ENERGY MODELING CONSULTANT:
 STEVEN WINTER ASSOCIATES, INC.
 307 SEVENTH AVENUE, SUITE 1701
 NEW YORK, NY 10001
 TEL: 212 564 5800

INTERIOR DESIGN CONSULTANT:
 BEERS INTERIORS
 156 5TH AVENUE, PENTHOUSE 2
 NEW YORK, NY 10010
 TEL: 212 352 2020

NYC DEPT. OF BUILDINGS
 PAA #1

ARCHITECT'S SEAL

ISSUE NO.	ISSUE DATE	DESCRIPTION
1	02/24/2017	PAA #1

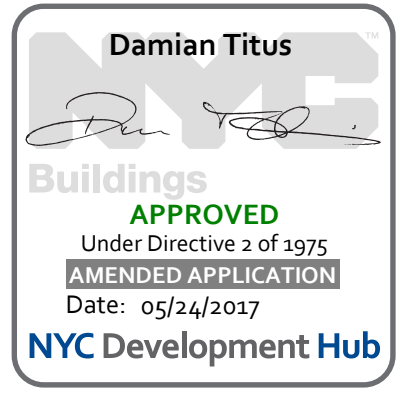


KEY PLAN AND NORTH SIGN
 IF THIS DRAWING IS NOT 42" X 30" IT IS
 A REDUCED PRINT.
 REFER TO GRAPHIC SCALE

SCALE 1/4" = 1'-0"

48TH FLOOR GENERAL ARRANGEMENT PLAN

SHEET TITLE:
S-489.00
 SHEET NUMBER:
 1490153



OWNER:
VICTOR NOMAD LLC

CONSTRUCTION MANAGER:
LEND LEASE
200 PARK AVENUE 9TH FLOOR
NEW YORK, NY 10168
TEL: 212 592 6700

ARCHITECT:
RAFAEL VIÑOLY ARCHITECTS PC
50 VANDAM STREET
NEW YORK, NY 10013
TEL: 212 924 5060 FAX: 212 924 5858

STRUCTURAL ENGINEER:
WSP PARSONS BRINCKERHOFF
ONE PENN PLAZA, 4TH FLOOR
NEW YORK, NY 10119
TEL: 212 687 9888

MEP/FP/IT ENGINEER:
MGE ENGINEERING
116 WEST 32ND STREET, 12TH FLOOR
NEW YORK, NY 10001
TEL: 212 643 9055

GEOTECH CIVIL ENGINEER:
LANGAN ENGINEERING
300 KIMBALL DRIVE, 4TH FLOOR
PARSIPPANY, NJ 07054
TEL: 973 560 4900

VERTICAL TRANSPORT CONSULTANT:
VIDARIS, INC.
120 EAGLE ROCK AVENUE, SUITE 310
EAST HANOVER, NJ, 07936
TEL: 973 994 9220

ENCLOSURE CONSULTANT:
VIDARIS, INC.
360 PARK AVENUE SOUTH, 15TH FLOOR
NEW YORK, NY, 10010
TEL: 212 689 5389

FACADE MAINTENANCE CONSULTANT:
ENTEK ENGINEERING LLC
166 AMES STREET
HACKENSACK, NJ, 07601
TEL: 201 820 2801

ACOUSTICAL CONSULTANT:
CERAMI & ASSOCIATES
404 FIFTH AVENUE
NEW YORK, NY, 10018
TEL: 212 616 4179

LIGHTING CONSULTANT:
ONE LUX STUDIO
158 WEST 29TH STREET, 10TH FLOOR
NEW YORK, NY, 10001
TEL: 212 201 5790

SPECIFICATIONS CONSULTANT:
ROBERT SCHWARTZ & ASSOCIATES
589 EIGHTH AVENUE, 17TH FLOOR
NEW YORK, NY, 10018
TEL: 212 691 3248

ENERGY MODELING CONSULTANT:
STEVEN WINTER ASSOCIATES, INC
307 SEVENTH AVENUE, SUITE 1701
NEW YORK, NY, 10001
TEL: 212 564 5800

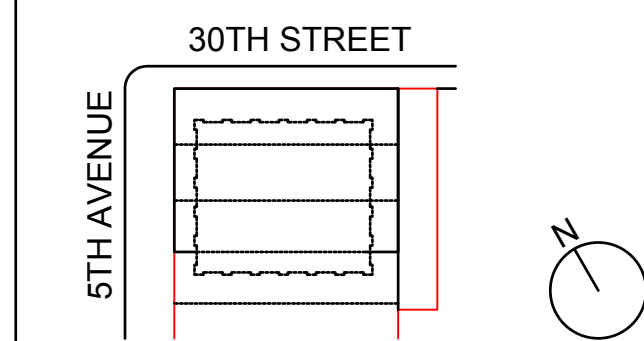
INTERIOR DESIGN CONSULTANT:
BEERS INTERIORS
156 5TH AVENUE, PENTHOUSE 2
NEW YORK, NY, 10010
TEL: 212 352 2020

NYC DEPT. OF BUILDINGS
PAA #1

ARCHITECT'S SEAL

Professional seal area with multiple lines for signature and date.

ISSUE NO.	ISSUE DATE	DESCRIPTION
1	02/24/2017	PAA #1



KEY PLAN AND NORTH SIGN
IF THIS DRAWING IS NOT 42" X 30" IT IS
A REDUCED PRINT;
REFER TO GRAPHIC SCALE

SCALE 1/4" = 1'-0"

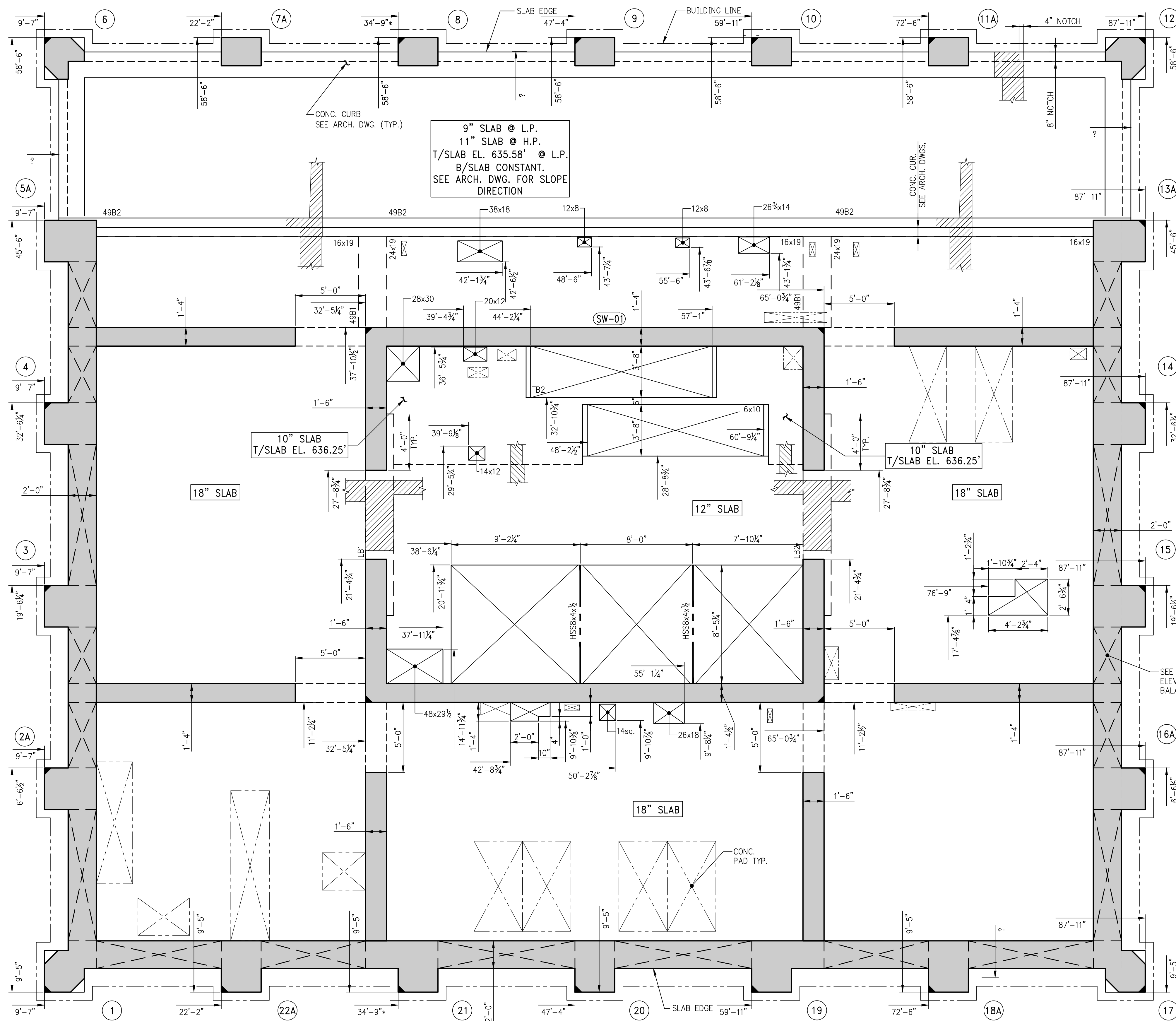
49TH FLOOR GENERAL
ARRANGEMENT PLAN

SHEET TITLE:

S-499.00

SHEET NUMBER:

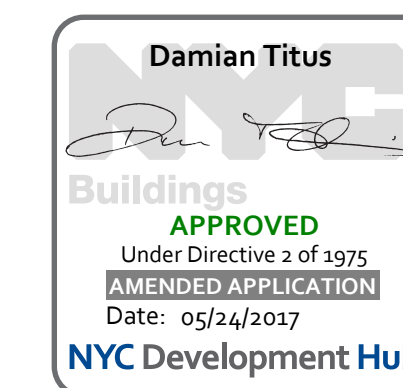
1490153



1 49TH FLOOR GENERAL ARRANGEMENT PLAN
SCALE: 1/4" = 1'-0"

NOTES:

1. FOR NOTES SEE CORRESPONDING FRAMING PLAN.



277 Fifth Avenue

NEW YORK, NY

OWNER:
VICTOR NOMAD LLC

CONSTRUCTION MANAGER:
LEND LEASE
200 PARK AVENUE 9TH FLOOR
NEW YORK, NY 10166
TEL: 212 592 6700

ARCHITECT:
RAFAEL VINIOLY ARCHITECTS PC
50 VANDAM STREET
NEW YORK, NY 10013
TEL: 212 924 5060 FAX: 212 924 5858

STRUCTURAL ENGINEER:
WSP PARSONS BRINCKERHOFF
ONE PENN PLAZA, 4TH FLOOR
NEW YORK, NY 10119
TEL: 212 687 9888

MEP/FP/IT ENGINEER:
MGE ENGINEERING
116 WEST 32ND STREET, 12TH FLOOR
NEW YORK, NY 10001
TEL: 212 643 9055

GEOTECH CIVIL ENGINEER:
LANGAN ENGINEERING
300 KIMBALL DRIVE, 4TH FLOOR
PARSIPPANY, NJ, 07054
TEL: 973 560 4900

VERTICAL TRANSPORT CONSULTANT:
VIDARIS, INC
360 PARK AVENUE SOUTH, 15TH FLOOR
NEW YORK, NY, 10010
TEL: 212 689 5389

ENCLOSURE CONSULTANT:
VIDARIS, INC
360 PARK AVENUE SOUTH, 15TH FLOOR
NEW YORK, NY, 10010
TEL: 212 689 5389

FAÇADE MAINTENANCE CONSULTANT:
ENTEK ENGINEERING LLC
166 AMES STREET
HACKENSACK, NJ, 07601
TEL: 201 820 2801

ACOUSTICAL CONSULTANT:
CERAMI & ASSOCIATES
404 FIFTH AVENUE
NEW YORK, NY, 10018
TEL: 212 616 4179

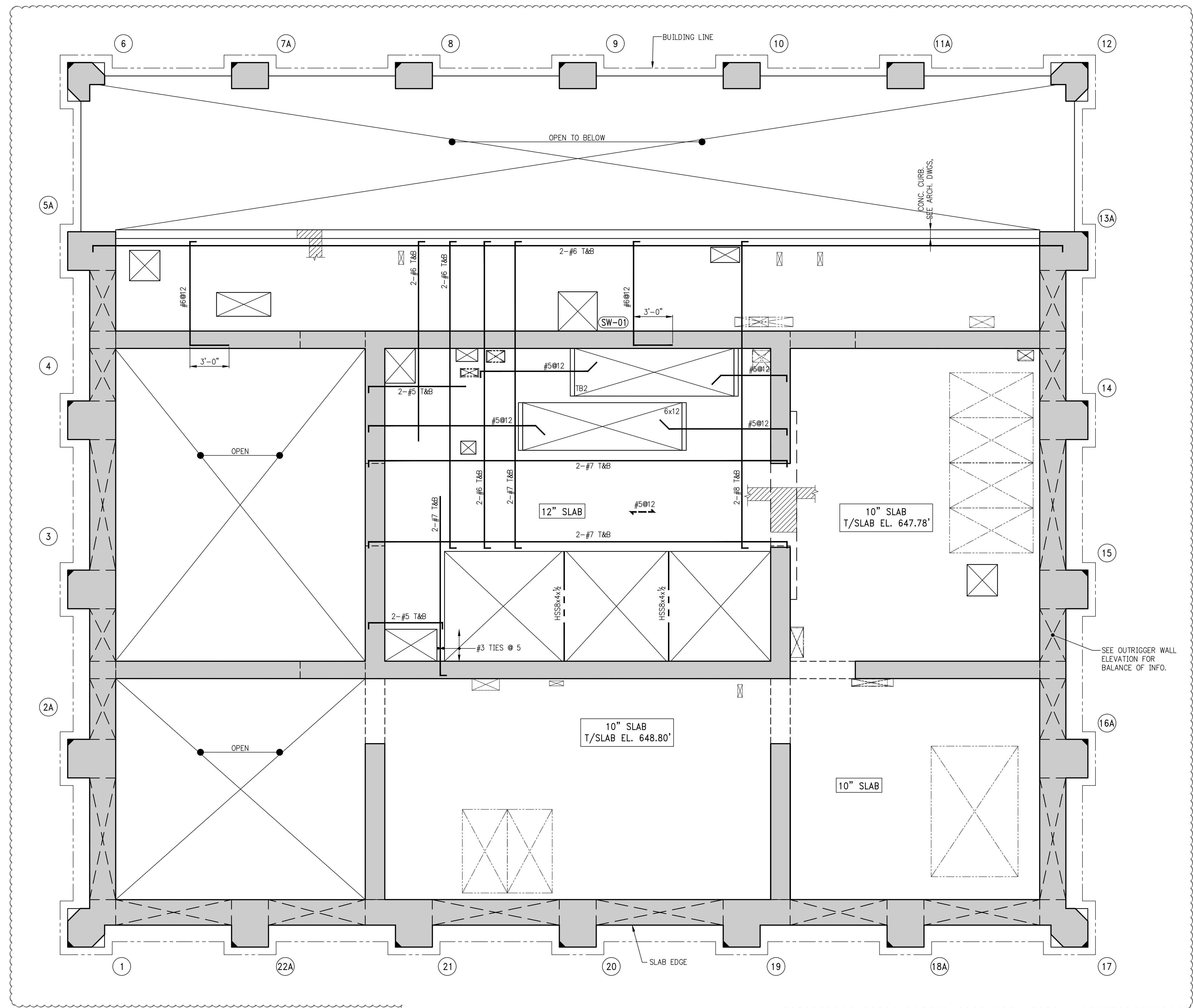
LIGHTING CONSULTANT:
ONE LUX STUDIO
158 WEST 29TH STREET, 10TH FLOOR
NEW YORK, NY, 10001
TEL: 212 201 5790

SPECIFICATIONS CONSULTANT:
ROBERT SCHWARTZ & ASSOCIATES
589 EIGHTH AVENUE, 17TH FLOOR
NEW YORK, NY, 10018
TEL: 212 691 3248

ENERGY MODELING CONSULTANT:
STEVEN WINTER ASSOCIATES, INC
307 SEVENTH AVENUE, SUITE 1701
NEW YORK, NY, 10001
TEL: 212 564 5800

INTERIOR DESIGN CONSULTANT:
BEERS INTERIORS
156 5TH AVENUE, PENTHOUSE 2
NEW YORK, NY, 10010
TEL: 212 352 2020

NYC DEPT. OF BUILDINGS
PAA #1



1 50TH FLOOR FRAMING PLAN

SCALE: 1/4" = 1'-0"

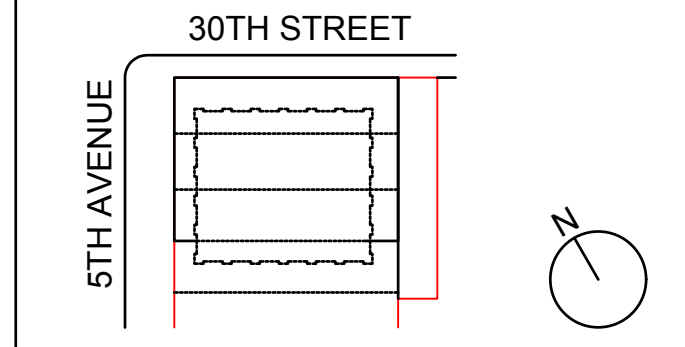
NOTES:

- TOP OF SLAB ELEVATION TO BE 648.25' U.O.N. ON PLAN
- SLAB TO BE 10" THICK U.O.N. THUS [REDACTED] ON PLAN.
- TOP & BOTTOM MAT REINF. TO BE #5@12 E.W. CONT. FOR 10' & 12' SLAB.
- FOR WALL REINFORCING AT OPENINGS SEE DRAWING S-933
- FOR BALANCE OF NOTES SEE DRAWING S-010.

ARCHITECT'S SEAL

^	_____	_____
⋈	_____	_____
⋈	_____	_____
⋈	_____	_____
⋈	_____	_____
⋈	_____	_____
⋈	_____	_____
⋈	_____	_____
⋈	_____	_____

02/24/2017	PAA #1	
04/08/2016	DOB SUBMITTAL	
ISSUE NO.	ISSUE DATE	DESCRIPTION



KEY PLAN AND NORTH SIGN
IF THIS DRAWING IS NOT 42" X 30" IT IS A REDUCED PRINT;
REFER TO GRAPHIC SCALE

SCALE: 1/4" = 1'-0"

50TH FLOOR UPPER FRAMING PLAN

SHEET TITLE:

S-500.01

SHEET NUMBER:

1490153

Damian Titus
Architect

APPROVED
Under Directive 2 of 2017
AMENDED APPLICATION
Date: 02/24/2017

NYC Development Hub



277

Fifth Avenue

NEW YORK, NY

OWNER:
VICTOR NOMAD LLC

CONSTRUCTION MANAGER:
LEND LEASE
200 PARK AVENUE 9TH FLOOR
NEW YORK, NY 10166
TEL: 212 592 6700

ARCHITECT:
RAFAEL VIÑOLY ARCHITECTS PC
50 VANDAM STREET
NEW YORK, NY 10013
TEL: 212 924 5060 FAX: 212 924 5858

STRUCTURAL ENGINEER:
WSP PARSONS BRINCKERHOFF
ONE PENN PLAZA 4TH FLOOR
NEW YORK, NY 10119
TEL: 212 687 9888

MEP/FP/IT ENGINEER:
MGE ENGINEERING
116 WEST 32ND STREET, 12TH FLOOR
NEW YORK, NY 10001
TEL: 212 643 9055

GEOTECH CIVIL ENGINEER:
LANGAN ENGINEERING
300 KIMBALL DRIVE, 4TH FLOOR
PARSIPPANY, NJ 07054
TEL: 973 560 4900

VERTICAL TRANSPORT CONSULTANT:
VIDARIS, INC
369 PARK AVENUE SOUTH, 15TH FLOOR
NEW YORK, NY 10010
TEL: 212 689 5389

ENCLOSURE CONSULTANT:
VIDARIS, INC
369 PARK AVENUE SOUTH, 15TH FLOOR
NEW YORK, NY 10010
TEL: 212 689 5389

FAÇADE MAINTENANCE CONSULTANT:
ENTEK ENGINEERING LLC
166 AMES STREET
HACKENSACK, NJ 07601
TEL: 201 820 2801

ACOUSTICAL CONSULTANT:
CERAMI & ASSOCIATES
404 FIFTH AVENUE
NEW YORK, NY 10018
TEL: 212 616 4179

LIGHTING CONSULTANT:
ONE LUX STUDIO
158 WEST 29TH STREET, 10TH FLOOR
NEW YORK, NY 10001
TEL: 212 201 5790

SPECIFICATIONS CONSULTANT:
ROBERT SCHWARTZ & ASSOCIATES
589 EIGHTH AVENUE, 17TH FLOOR
NEW YORK, NY 10018
TEL: 212 691 3248

ENERGY MODELING CONSULTANT:
STEVEN WINTER ASSOCIATES, INC
307 SEVENTH AVENUE, SUITE 1701
NEW YORK, NY 10001
TEL: 212 564 5800

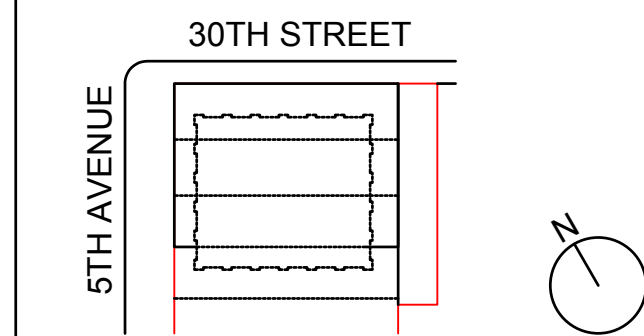
INTERIOR DESIGN CONSULTANT:
BEERS INTERIORS
156 5TH AVENUE, PENTHOUSE 2
NEW YORK, NY 10010
TEL: 212 352 2020

NYC DEPT. OF BUILDINGS
PAA #1

ARCHITECT'S SEAL

^	_____	_____
^	_____	_____
^	_____	_____
^	_____	_____
^	_____	_____
^	_____	_____
^	_____	_____
^	_____	_____
^	_____	_____

▲	02/24/2017	PAA #1
ISSUE NO.	ISSUE DATE	DESCRIPTION



KEY PLAN AND NORTH SIGN
IF THIS DRAWING IS NOT 42" X 30" IT IS
A REDUCED PRINT;
REFER TO GRAPHIC SCALE

SCALE 1/4" = 1'-0"

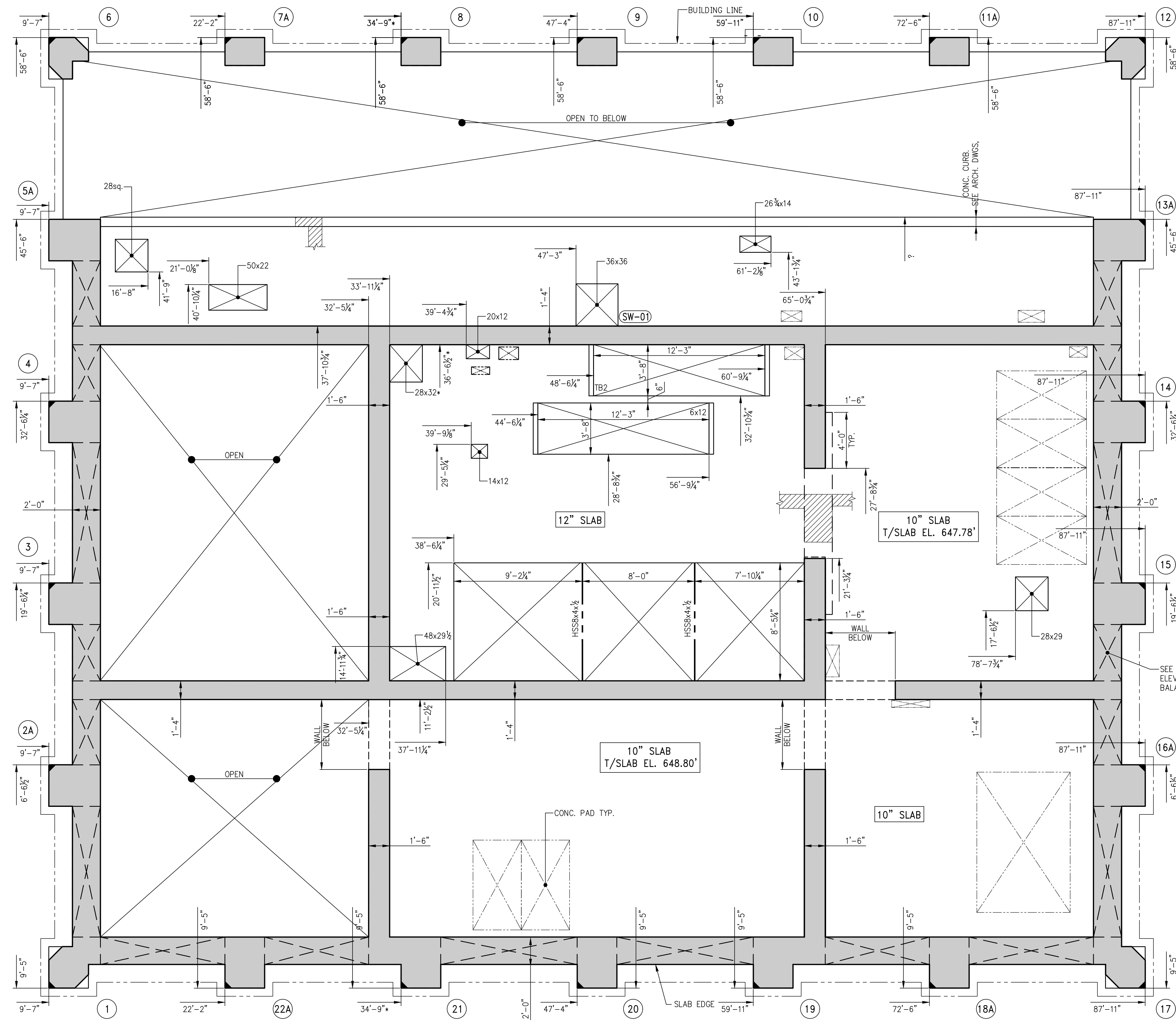
50TH FLOOR GENERAL ARRANGEMENT PLAN

SHEET TITLE:

S-509.00

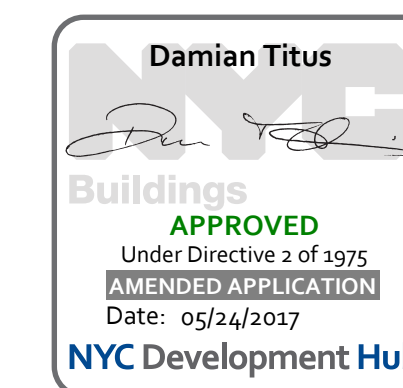
SHEET NUMBER:

1490153



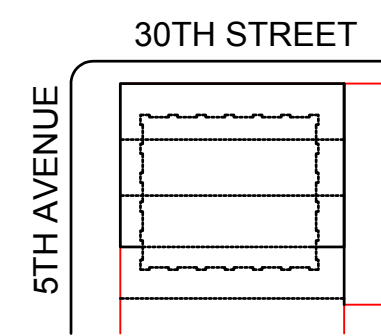
1 50TH FLOOR GENERAL ARRANGEMENT PLAN
SCALE: 1/4" = 1'-0"

NOTES:
1. FOR NOTES SEE CORRESPONDING FRAMING PLAN.



© 2016 RAFAEL VIÑOLY ARCHITECTS

02/24/2017	PAA #1	
04/08/2016	DOB SUBMITTAL	
ISSUE NO.	ISSUE DATE	DESCRIPTION



KEY PLAN AND NORTH SIGN
IF THIS DRAWING IS NOT 42" X 30" IT IS
A REDUCED PRINT;
REFER TO GRAPHIC SCALE

SCALE: 1/4" = 1'-0"

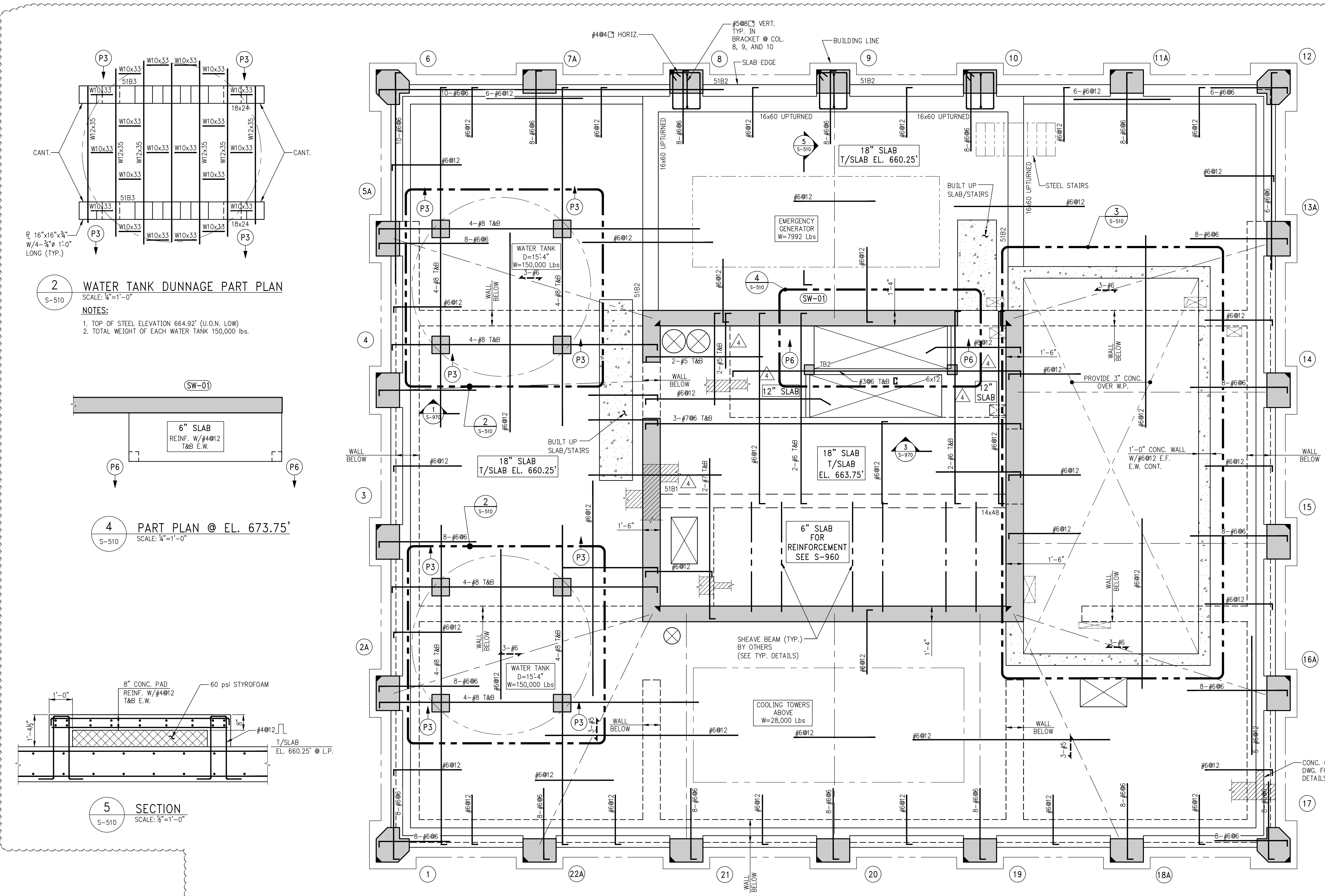
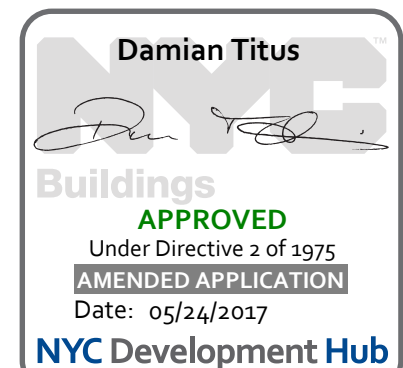
51ST FLOOR ROOF FRAMING
PLAN

SHEET TITLE:

S-510.01

SHEET NUMBER:

1490153



BEAM SCHEDULE								
BEAM MARK	SIZE		REINFORCEMENT		TOP ADD'L BARS AT SUPPORT	STIRRUPS		REMARKS
	WIDTH	DEPTH	BOTTOM CONTINUOUS	TOP CONTINUOUS		TYPE	SIZE	
51B1	14	48	4-#9	4-#9		1	#5 @ 12	#5 HORIZ. @ 12 E.F.
51B2	16	60	8-#11	8-#11		1	#5 @ 12	TOP & BOT. REINF. IN 2 LAYERS
51B3	18	24	2-#10	2-#10		1	#4 @ 10	

1 51ST FLOOR ROOF FRAMING PLAN
SCALE: 1/4" = 1'-0"

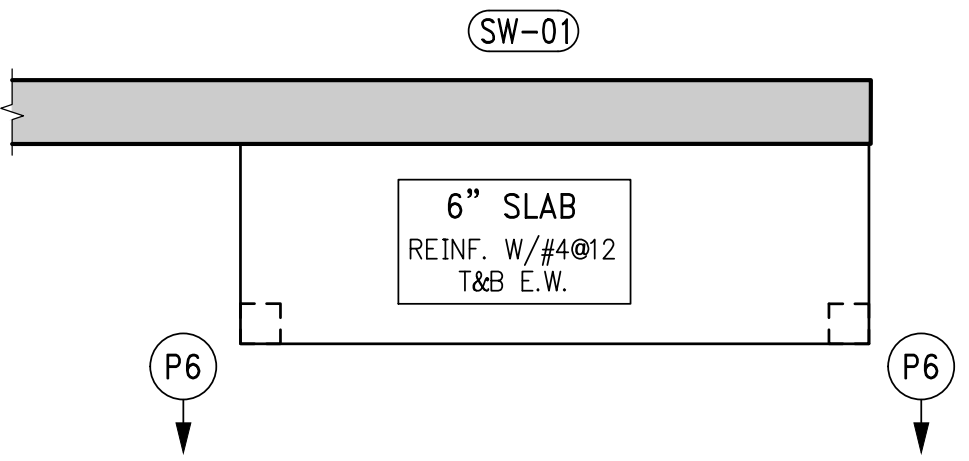
NOTES:

- TOP OF SLAB ELEVATION TO BE 660.25' U.O.N. ON PLAN
- SLAB TO BE 18" THICK U.O.N. THUS (HATCH) ON PLAN.
- BOTTOM REINF. TO BE #4@10 CONT. E.W. FOR 9" SLAB
- ALL STEEL TO BE ASTM A572, Fy=50 ksi.
- ALL EXPOSED STEEL TO RECEIVE 2 LAYERS OF ZINC RICH PAINT.
- FOR BALANCE OF NOTES SEE DRAWING S-010.

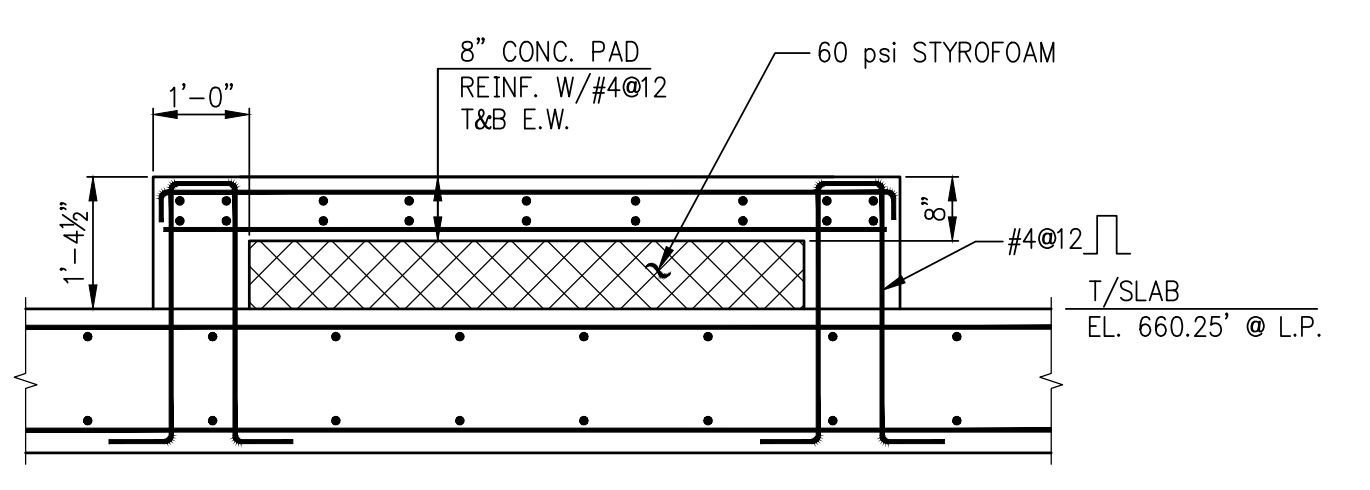
2 WATER TANK DUNNAGE PART PLAN
SCALE: 1/2" = 1'-0"

NOTES:

- TOP OF STEEL ELEVATION 664.92' (U.O.N. LOW)
- TOTAL WEIGHT OF EACH WATER TANK 150,000 lbs.

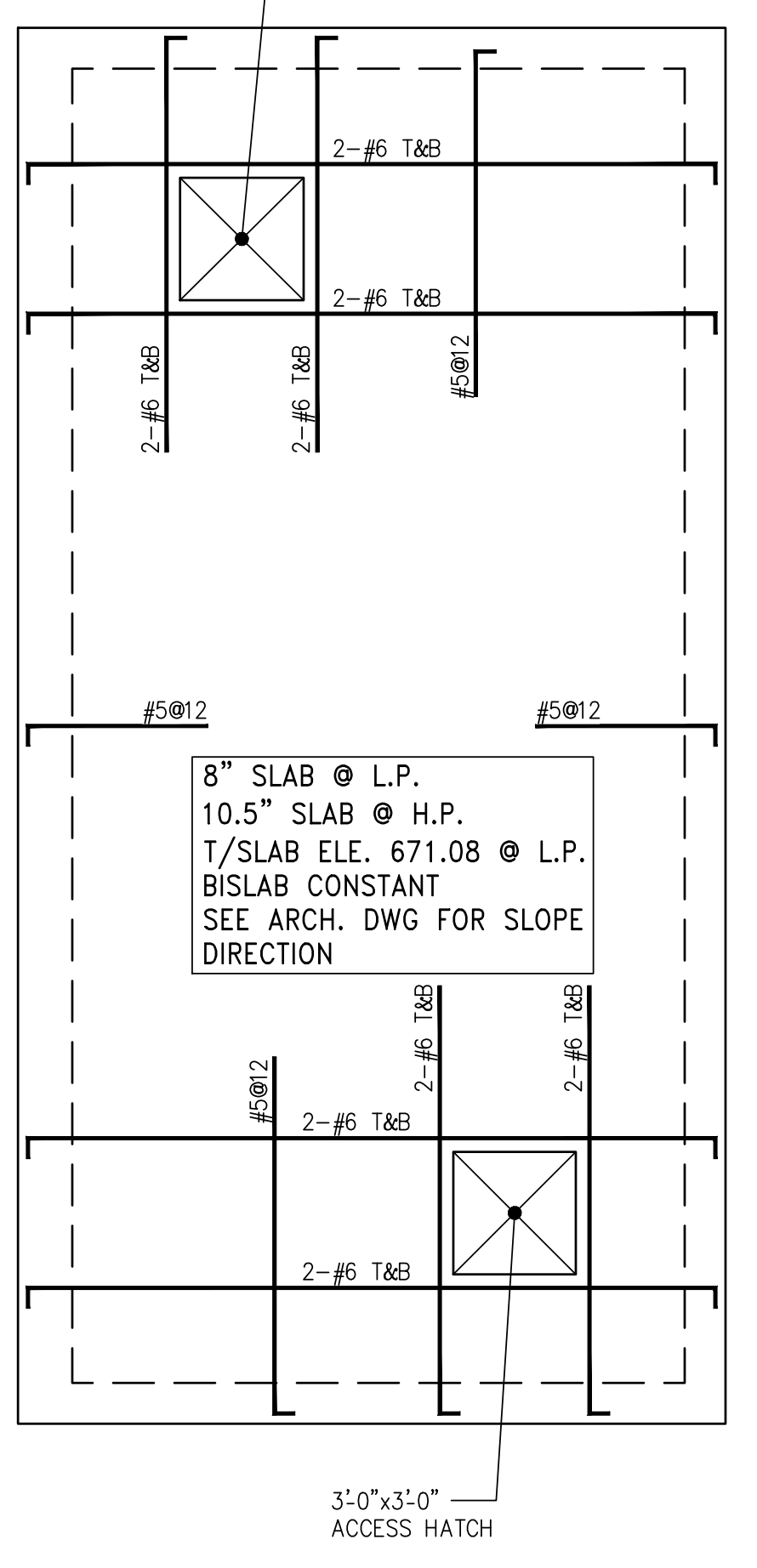


4 PART PLAN @ EL. 673.75'
SCALE: 1/2" = 1'-0"



5 SECTION
SCALE: 1/2" = 1'-0"

3 51ST FLOOR ROOF FRAMING PART PLAN
SCALE: 1/4" = 1'-0"



OWNER:
VICTOR NOMAD LLC

CONSTRUCTION MANAGER:
LEND LEASE
200 PARK AVENUE 9TH FLOOR
NEW YORK, NY 10168
TEL: 212 592 6700

ARCHITECT:
RAFAEL VIÑOLY ARCHITECTS PC
50 VANDAM STREET
NEW YORK, NY 10013
TEL: 212 924 5060 FAX: 212 924 5858

STRUCTURAL ENGINEER:
WSP PARSONS BRINCKERHOFF
ONE PENN PLAZA, 4TH FLOOR
NEW YORK, NY 10119
TEL: 212 687 9888

MEP/FP/IT ENGINEER:
MGE ENGINEERING
116 WEST 32ND STREET, 12TH FLOOR
NEW YORK, NY 10001
TEL: 212 643 9055

GEOTECH CIVIL ENGINEER:
LANGAN ENGINEERING
300 KIMBALL DRIVE, 4TH FLOOR
PARSIPPANY, NJ 07054
TEL: 973 560 4900

VERTICAL TRANSPORT CONSULTANT:
VAN DEUSEN & ASSOCIATES
120 EAGLE ROCK AVENUE, SUITE 310
EAST HANOVER, NJ 07936
TEL: 973 994 9220

ENCLOSURE CONSULTANT:
VIDARIS, INC.
360 PARK AVENUE SOUTH, 15TH FLOOR
NEW YORK, NY 10010
TEL: 212 689 5389

FAÇADE MAINTENANCE CONSULTANT:
ENTEK ENGINEERING LLC
166 AMES STREET
HACKENSACK, NJ, 07601
TEL: 201 820 2801

ACOUSTICAL CONSULTANT:
CERAMI & ASSOCIATES
404 FIFTH AVENUE
NEW YORK, NY, 10018
TEL: 212 616 4179

LIGHTING CONSULTANT:
ONE LUX STUDIO
158 WEST 29TH STREET, 10TH FLOOR
NEW YORK, NY, 10001
TEL: 212 201 5790

SPECIFICATIONS CONSULTANT:
ROBERT SCHWARTZ & ASSOCIATES
589 EIGHTH AVENUE, 17TH FLOOR
NEW YORK, NY, 10018
TEL: 212 691 3248

ENERGY MODELING CONSULTANT:
STEVEN WINTER ASSOCIATES, INC
307 SEVENTH AVENUE, SUITE 1701
NEW YORK, NY, 10001
TEL: 212 564 5800

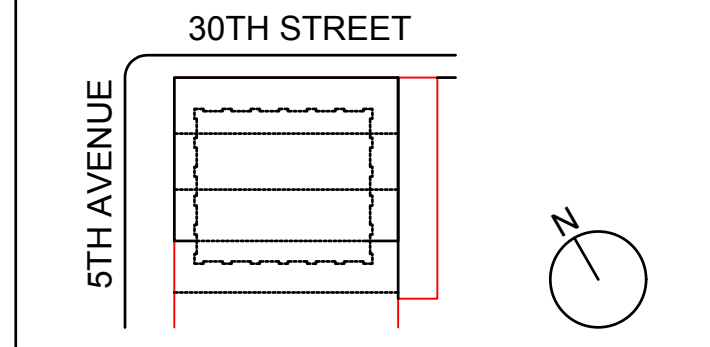
INTERIOR DESIGN CONSULTANT:
BEERS INTERIORS
156 5TH AVENUE, PENTHOUSE 2
NEW YORK, NY, 10010
TEL: 212 352 2020

ARCHITECT'S SEAL

1		
2		
3		
4		
5		
6		
7		
8		
9		
10		
11		
12		
13		
14		
15		
16		
17		
18		
19		
20		
21		
22		
23		
24		
25		
26		
27		
28		
29		
30		
31		
32		
33		
34		
35		
36		
37		
38		
39		
40		
41		
42		
43		
44		
45		
46		
47		
48		
49		
50		
51		
52		
53		
54		
55		
56		
57		
58		
59		
60		
61		
62		
63		
64		
65		
66		
67		
68		
69		
70		
71		
72		
73		
74		
75		
76		
77		
78		
79		
80		
81		
82		
83		
84		
85		
86		
87		
88		
89		
90		
91		
92		
93		
94		
95		
96		
97		
98		
99		
100		
101		
102		
103		
104		
105		
106		
107		
108		
109		
110		

ISSUE NO. DATE DESCRIPTION

1 02/24/2017 PAA #1



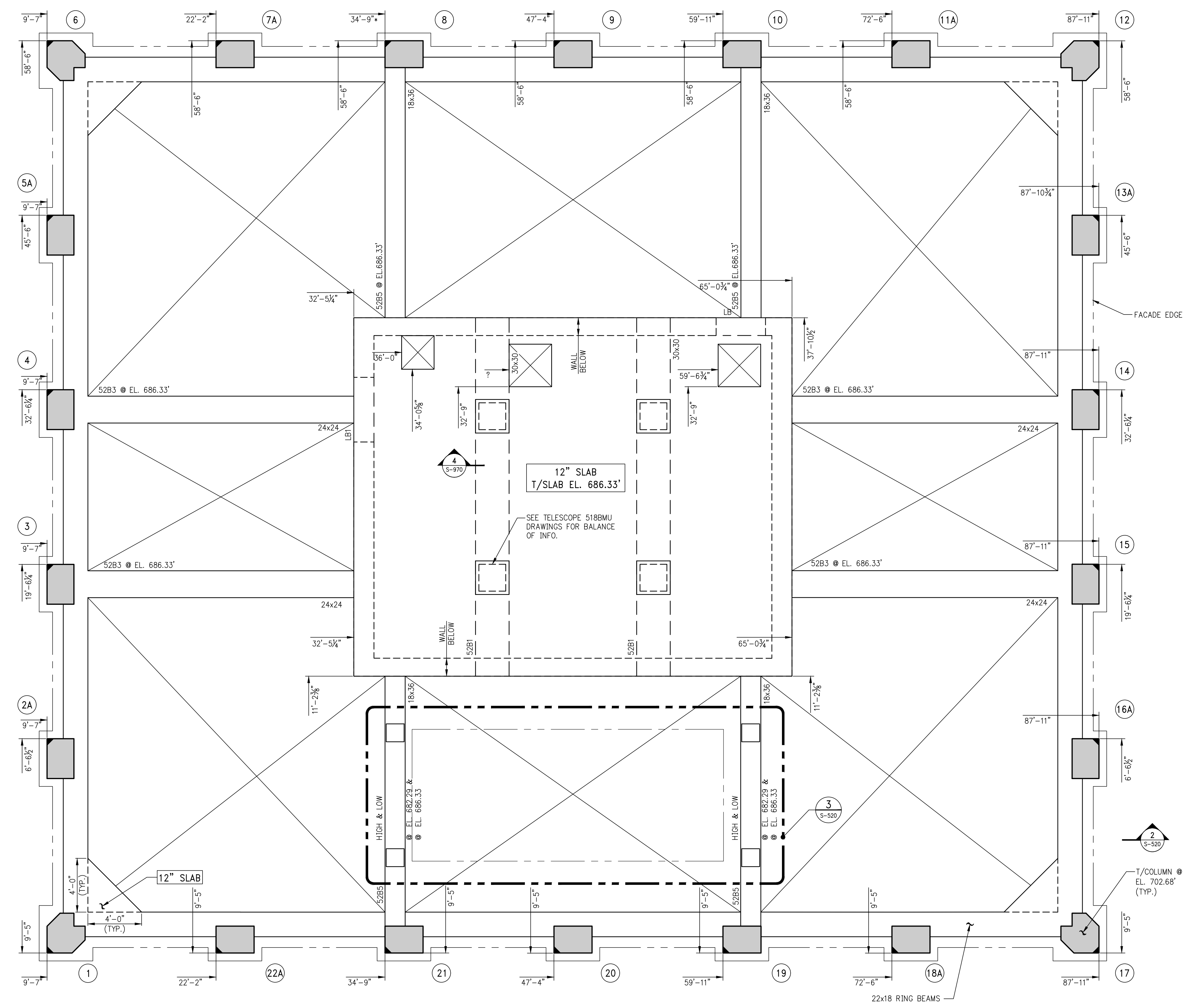
KEY PLAN AND NORTH SIGN
IF THIS DRAWING IS NOT 42" X 30" IT IS
A REDUCED PRINT.
REFER TO GRAPHIC SCALE

SCALE 1/4" = 1'-0"

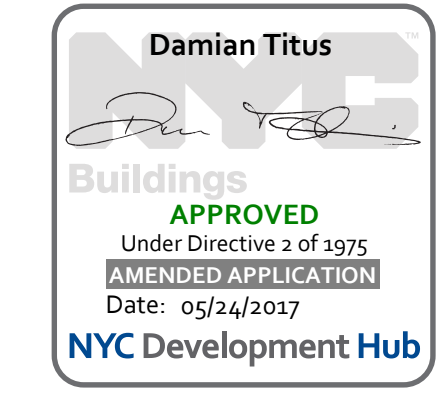
BULKHEAD ROOF GENERAL
ARRANGEMENT PLAN

SHEET TITLE:
S-529.00

SHEET NUMBER:
1490153



1 BULKHEAD GENERAL ARRANGEMENT PLAN
SCALE: N = 1'-0"
NOTES:
1. FOR NOTES SEE CORRESPONDING FRAMING PLAN.



OWNER:
VICTOR NOMAD LLC

CONSTRUCTION MANAGER:
LEND LEASE
200 PARK AVENUE 9TH FLOOR
NEW YORK, NY 10168
TEL: 212 592 6700

ARCHITECT:
RAFAEL VIÑOLY ARCHITECTS PC
50 VANDAM STREET
NEW YORK, NY 10013
TEL: 212 924 5060 FAX: 212 924 5858

STRUCTURAL ENGINEER:
WSP PARSONS BRINCKERHOFF
ONE PENN PLAZA, 4TH FLOOR
NEW YORK, NY 10119
TEL: 212 687 9888

MEP/FP/IT ENGINEER:
MGE ENGINEERING
118 WEST 32ND STREET, 12TH FLOOR
NEW YORK, NY 10001
TEL: 212 643 9055

GEOTECH CIVIL ENGINEER:
LANGAN ENGINEERING
300 KIMBALL DRIVE, 4TH FLOOR
PARSIPPANY, NJ, 07054
TEL: 973 560 4900

VERTICAL TRANSPORT CONSULTANT:
VIDARIS, INC.
360 PARK AVENUE SOUTH, 15TH FLOOR
NEW YORK, NY, 10010
TEL: 212 689 5389

FACADE MAINTENANCE CONSULTANT:
ENTEK ENGINEERING LLC
166 AMES STREET
HACKENSACK, NJ, 07601
TEL: 201 820 2801

ACOUSTICAL CONSULTANT:
CERAMI & ASSOCIATES
404 FIFTH AVENUE
NEW YORK, NY, 10018
TEL: 212 616 4179

LIGHTING CONSULTANT:
ONE LUX STUDIO
158 WEST 29TH STREET, 10TH FLOOR
NEW YORK, NY, 10001
TEL: 212 201 5790

SPECIFICATIONS CONSULTANT:
ROBERT SCHWARTZ & ASSOCIATES
589 EIGHTH AVENUE, 17TH FLOOR
NEW YORK, NY, 10018
TEL: 212 691 3248

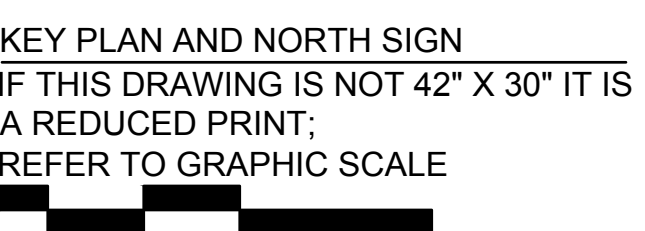
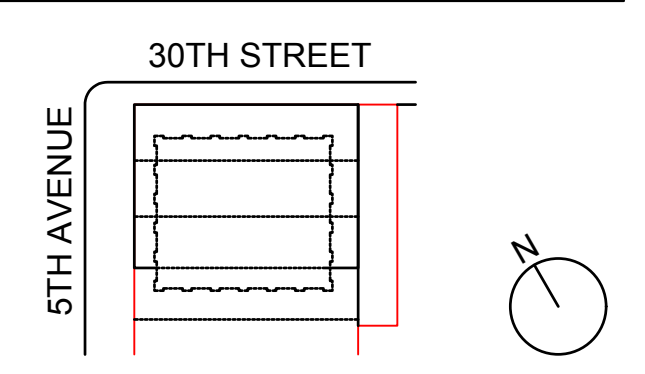
ENERGY MODELING CONSULTANT:
STEVEN WINTER ASSOCIATES, INC
307 SEVENTH AVENUE, SUITE 1701
NEW YORK, NY, 10001
TEL: 212 564 5800

INTERIOR DESIGN CONSULTANT:
BEERS INTERIORS
156 5TH AVENUE, PENTHOUSE 2
NEW YORK, NY, 10010
TEL: 212 352 2020

NYC DEPT. OF BUILDINGS
PAA #1

ARCHITECT'S SEAL

1	2	3	4	5	6	7	8	9	10	11	12	13	14	15	16	17	18	19	20	21	22	
02/24/2017	PAA #1	04/08/2016	DOB SUBMITTAL																			
ISSUE NO.																						

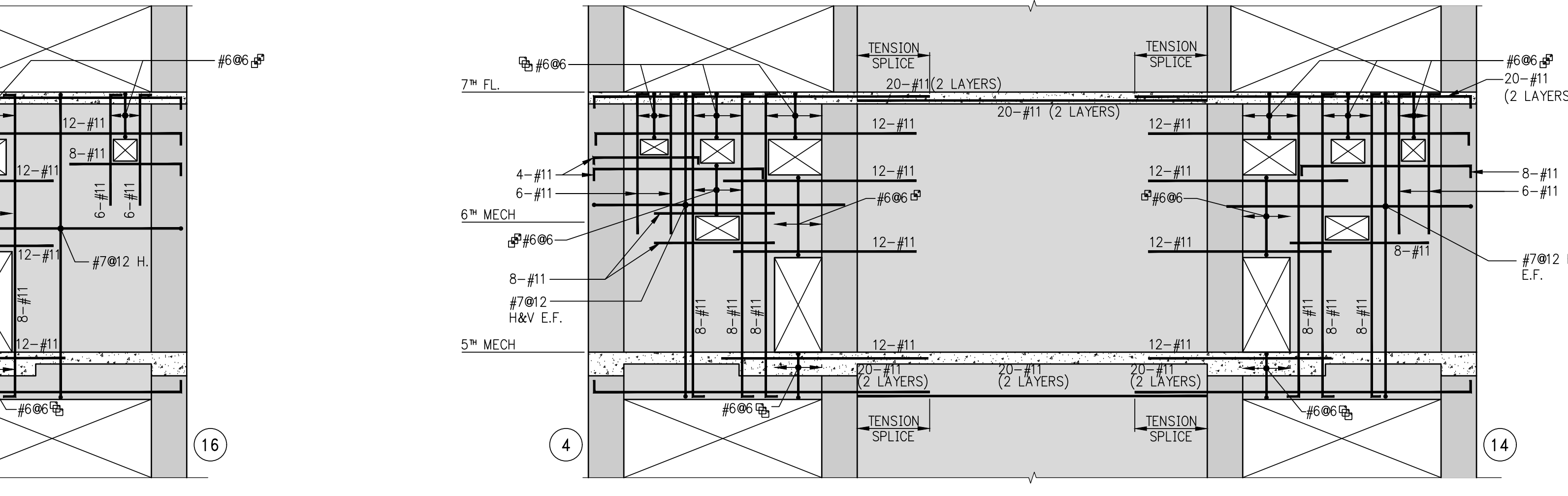
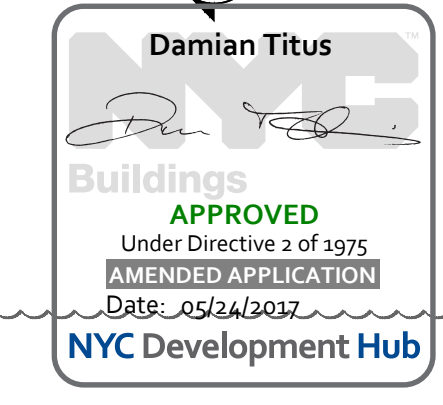
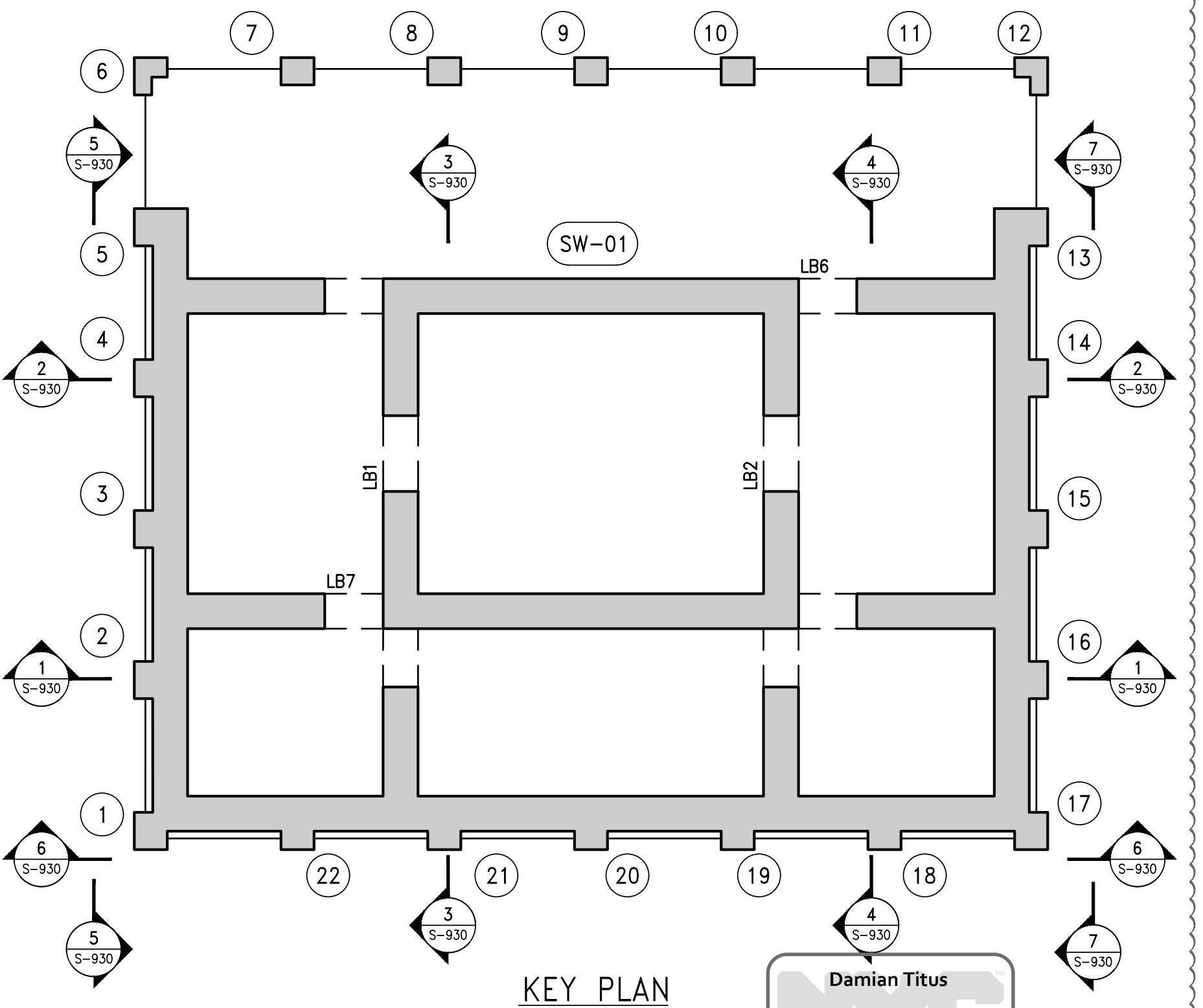
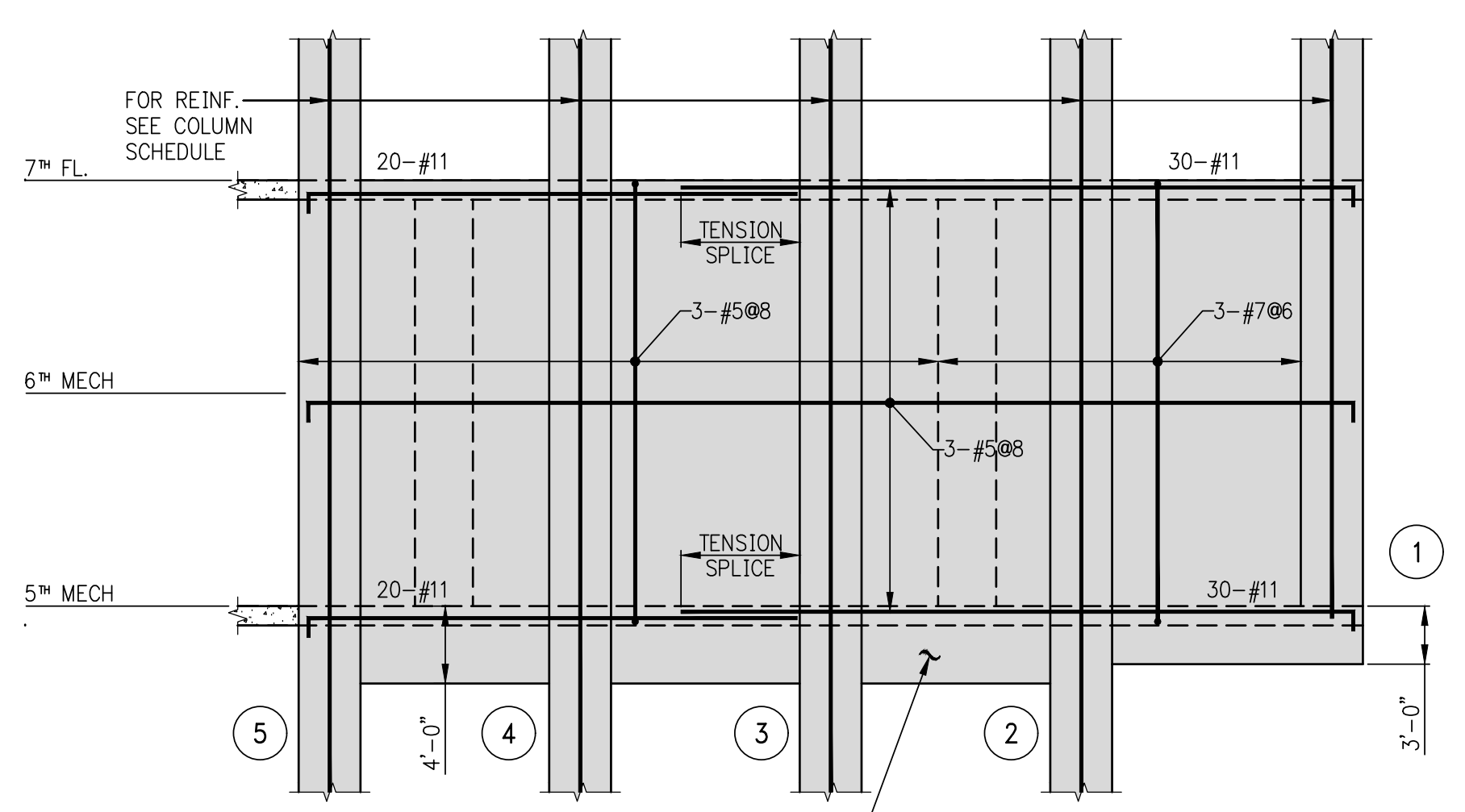


SHEARWALL ELEVATIONS 1

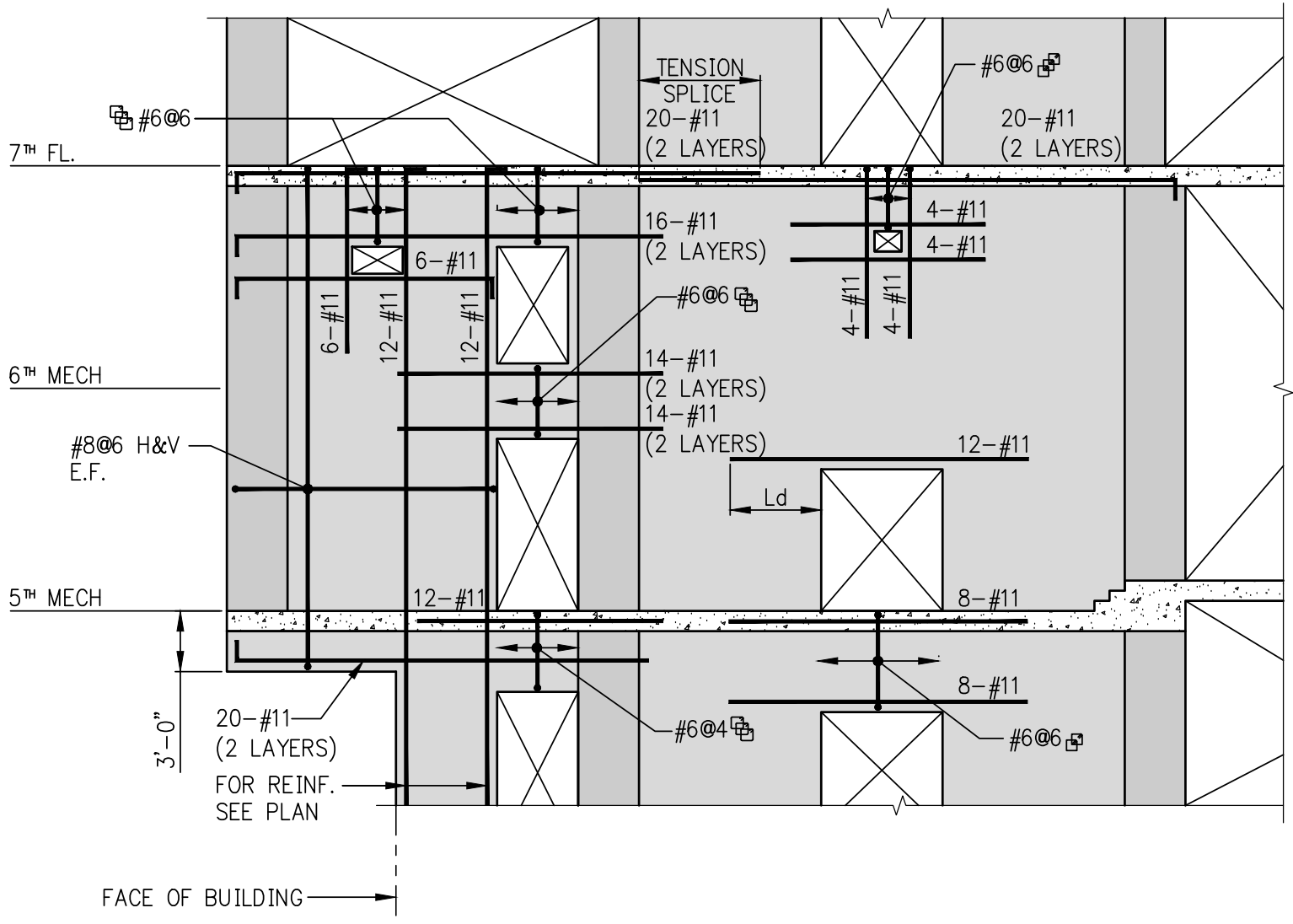
SHEET TITLE:

S-930.01

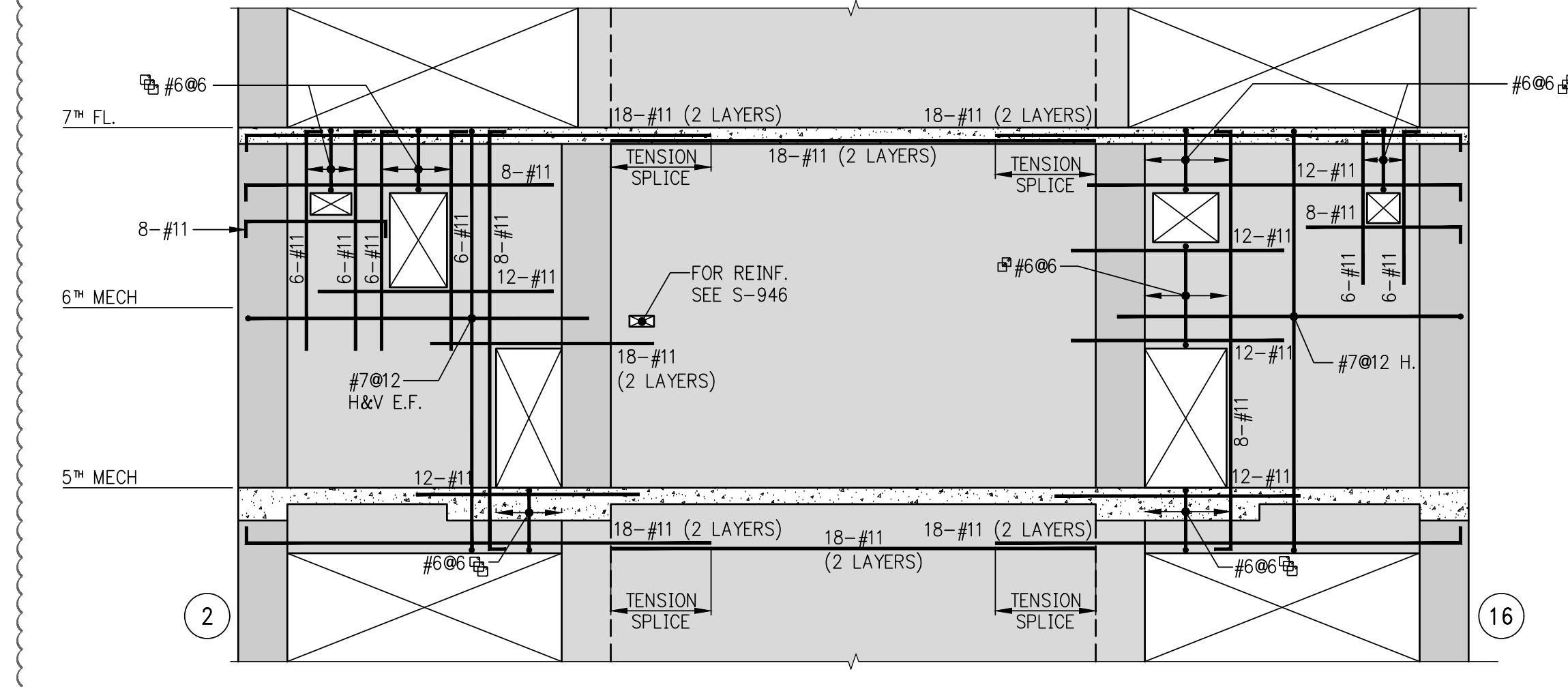
SHEET NUMBER:
1490153



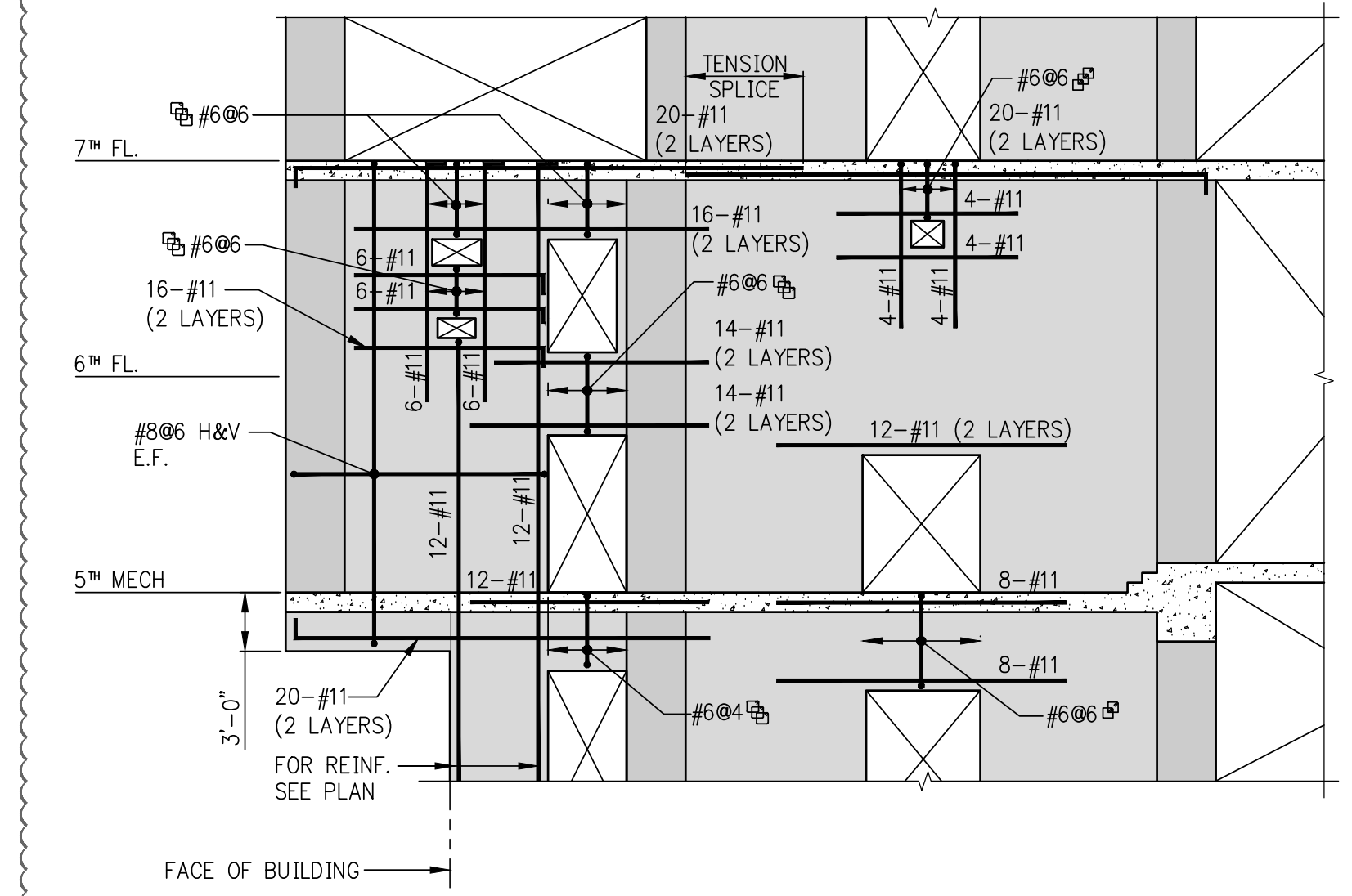
2 SHEARWALL ELEVATION
SCALE: 1/8" = 1'-0"



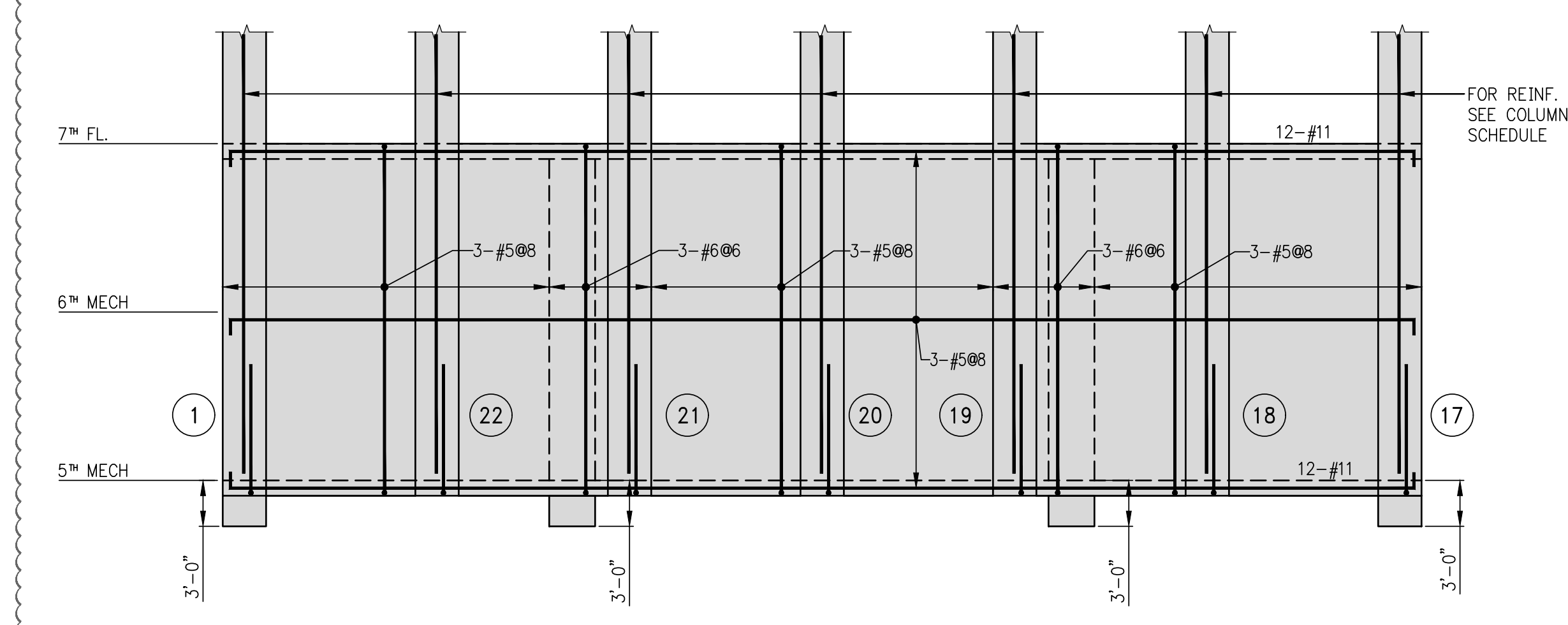
4 SHEARWALL ELEVATION
SCALE: 1/8" = 1'-0"



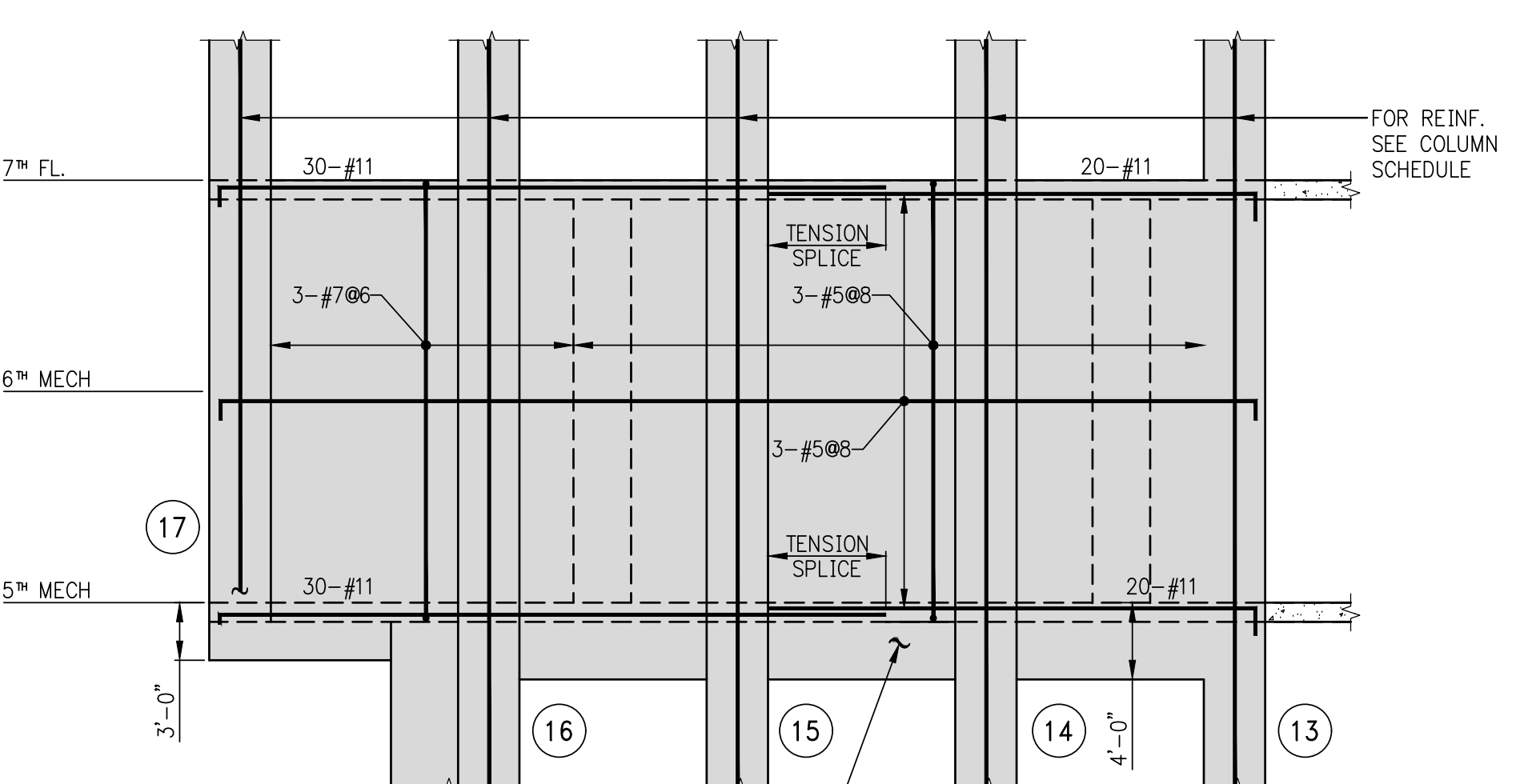
1 SHEARWALL ELEVATION
SCALE: 1/8" = 1'-0"



3 SHEARWALL ELEVATION
SCALE: 1/8" = 1'-0"



6 SHEARWALL ELEVATION
SCALE: 1/8" = 1'-0"



7 SHEARWALL ELEVATION
SCALE: 1/8" = 1'-0"

SHEARWALL ELEVATIONS 5TH TO 7TH FLOOR

- NOTES:
1. ALL #11 BARS SHOWN ARE GRADE 75 KSI.
2. FOR BALANCE OF NOTES SEE DRAWING S-940.

© 2016 RAFAEL VIÑOLY ARCHITECTS

© 2016 RAFAEL VINOLY ARCHITECTS

1 2 3 4 5 6

277
Fifth Avenue
NEW YORK, NY

OWNER:
VICTOR NOMAD LLC

CONSTRUCTION MANAGER:
LEND LEASE
200 PARK AVENUE 9TH FLOOR
NEW YORK, NY 10166
TEL: 212 592 6700

ARCHITECT:
RAFAEL VINOLY ARCHITECTS PC
50 VANDAM STREET
NEW YORK, NY 10013
TEL: 212 924 5060 FAX: 212 924 5858

STRUCTURAL ENGINEER:
WSP PARSONS BRINCKERHOFF
ONE PENN PLAZA, 4TH FLOOR
NEW YORK, NY 10119
TEL: 212 687 9888

MEP/FP/IT ENGINEER:
MGE ENGINEERING
116 WEST 32ND STREET, 12TH FLOOR
NEW YORK, NY 10001
TEL: 212 643 9055

GEOTECH CIVIL ENGINEER:
LANGAN ENGINEERING
300 KIMBALL DRIVE, 4TH FLOOR
PARSIPPANY, NJ 07054
TEL: 973 560 4900

VERTICAL TRANSPORT CONSULTANT:
VIDARIS, INC.
360 PARK AVENUE SOUTH, 15TH FLOOR
NEW YORK, NY 10010
TEL: 212 689 5389

FACADE MAINTENANCE CONSULTANT:
ENTEK ENGINEERING LLC
166 AMES STREET
HACKENSACK, NJ 07601
TEL: 201 820 2801

ACOUSTICAL CONSULTANT:
CERAMI & ASSOCIATES
404 FIFTH AVENUE
NEW YORK, NY 10018
TEL: 212 616 4179

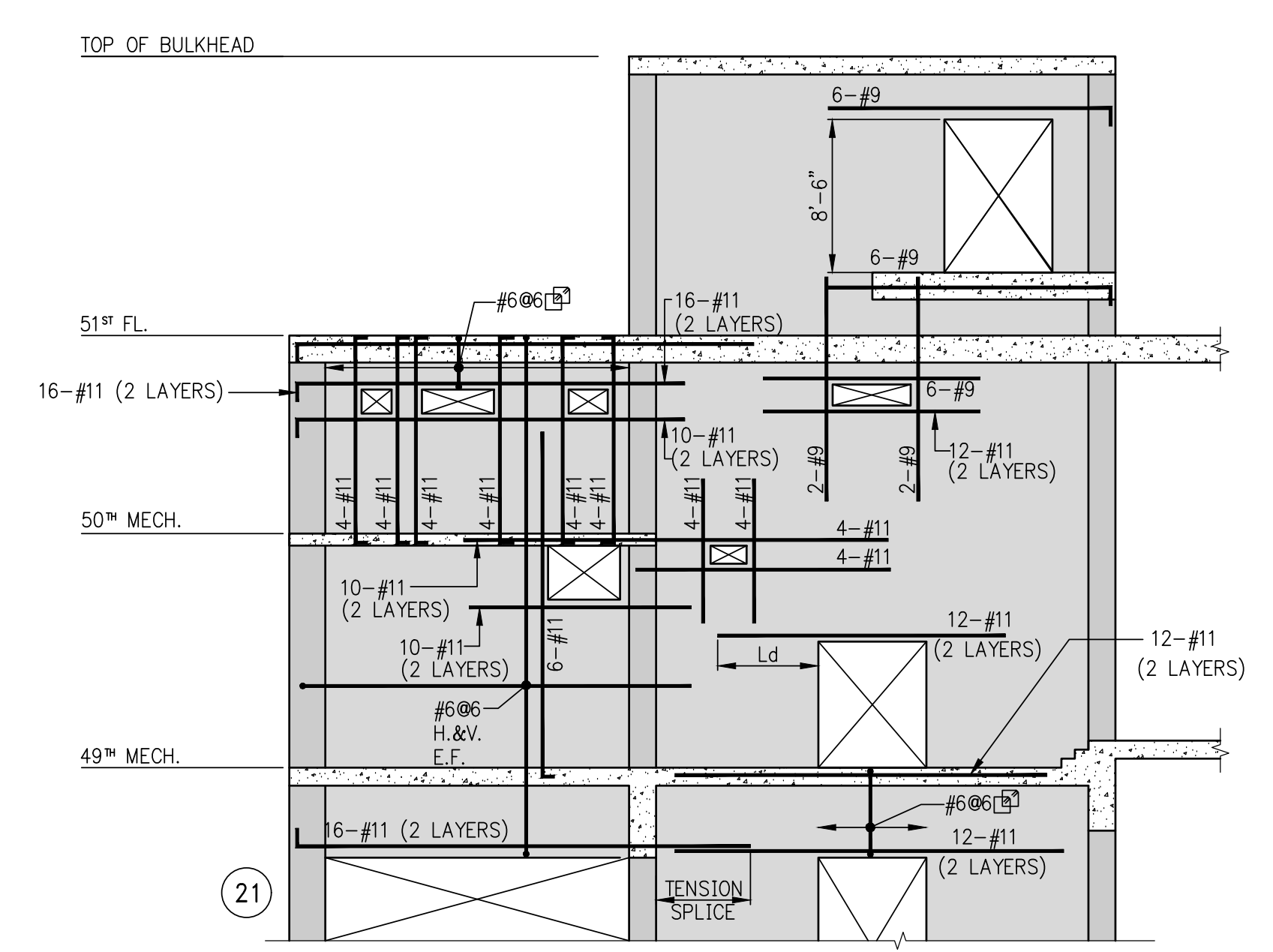
LIGHTING CONSULTANT:
ONE LUX STUDIO
158 WEST 29TH STREET, 10TH FLOOR
NEW YORK, NY 10001
TEL: 212 201 5790

SPECIFICATIONS CONSULTANT:
ROBERT SCHWARTZ & ASSOCIATES
589 EIGHTH AVENUE, 17TH FLOOR
NEW YORK, NY 10018
TEL: 212 691 3248

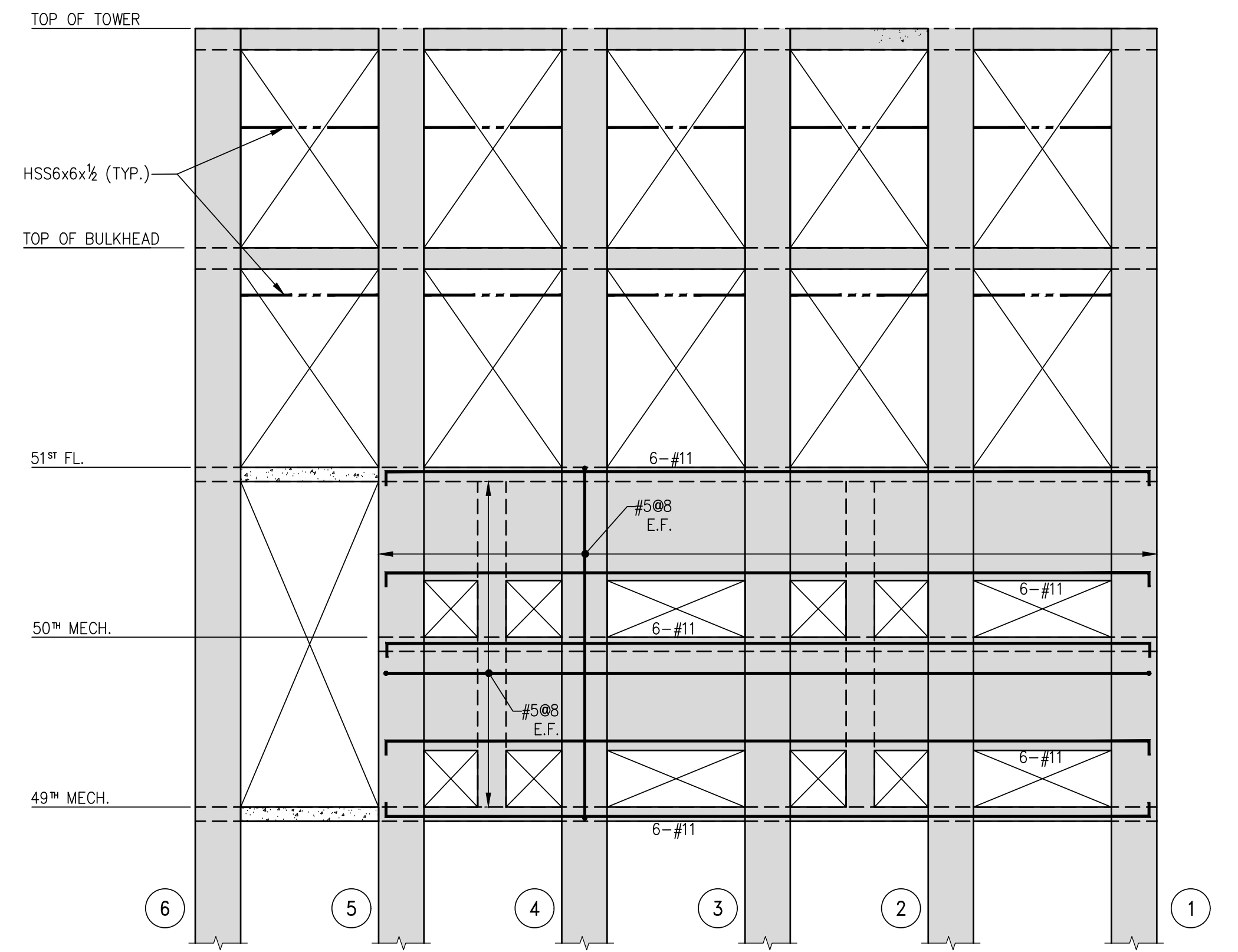
ENERGY MODELING CONSULTANT:
STEVEN WINTER ASSOCIATES, INC
307 SEVENTH AVENUE, SUITE 1701
NEW YORK, NY 10001
TEL: 212 564 5800

INTERIOR DESIGN CONSULTANT:
BEERS INTERIORS
156 5TH AVENUE, PENTHOUSE 2
NEW YORK, NY 10010
TEL: 212 352 2020

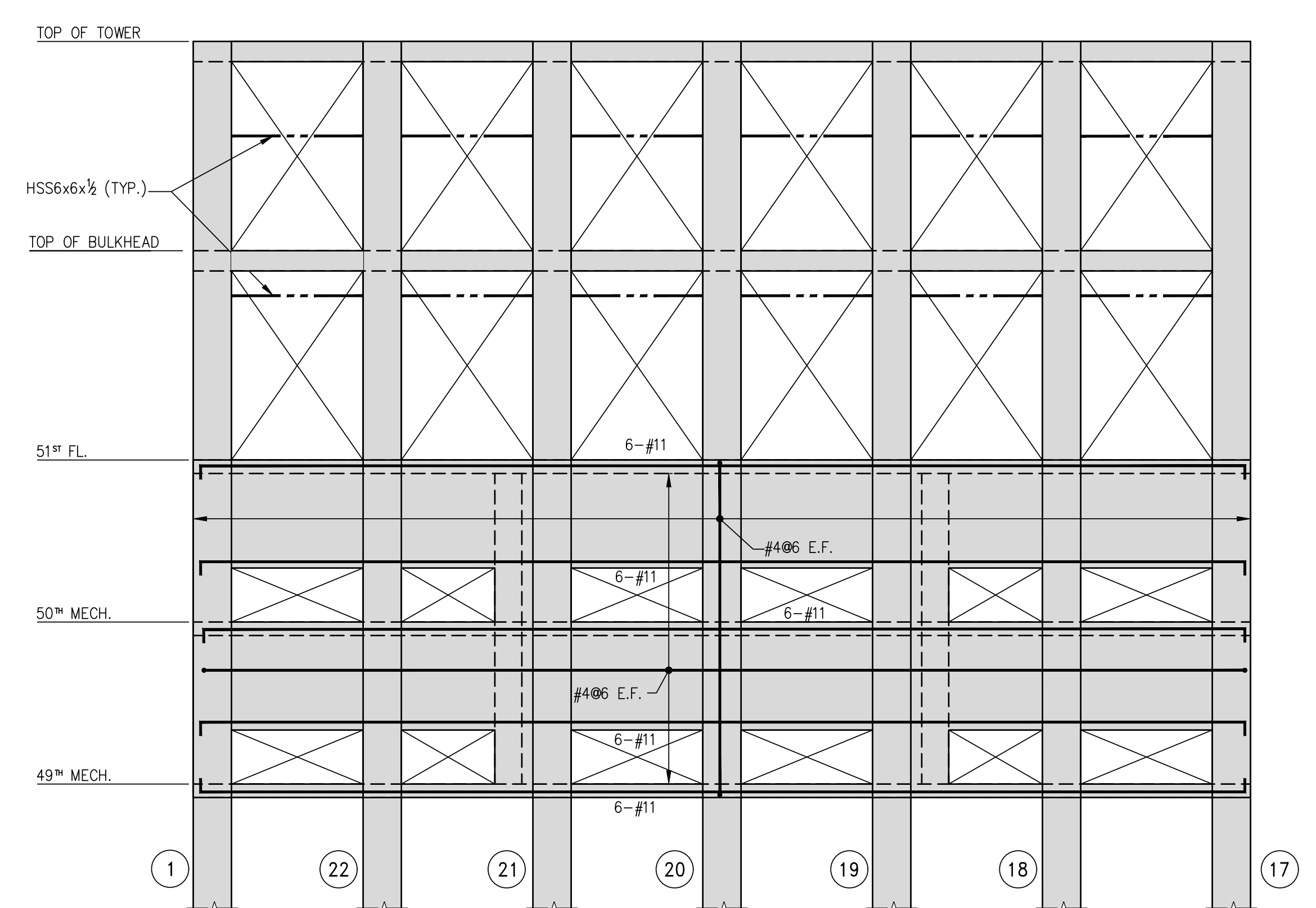
NYC DEPT. OF BUILDINGS
PAA #1



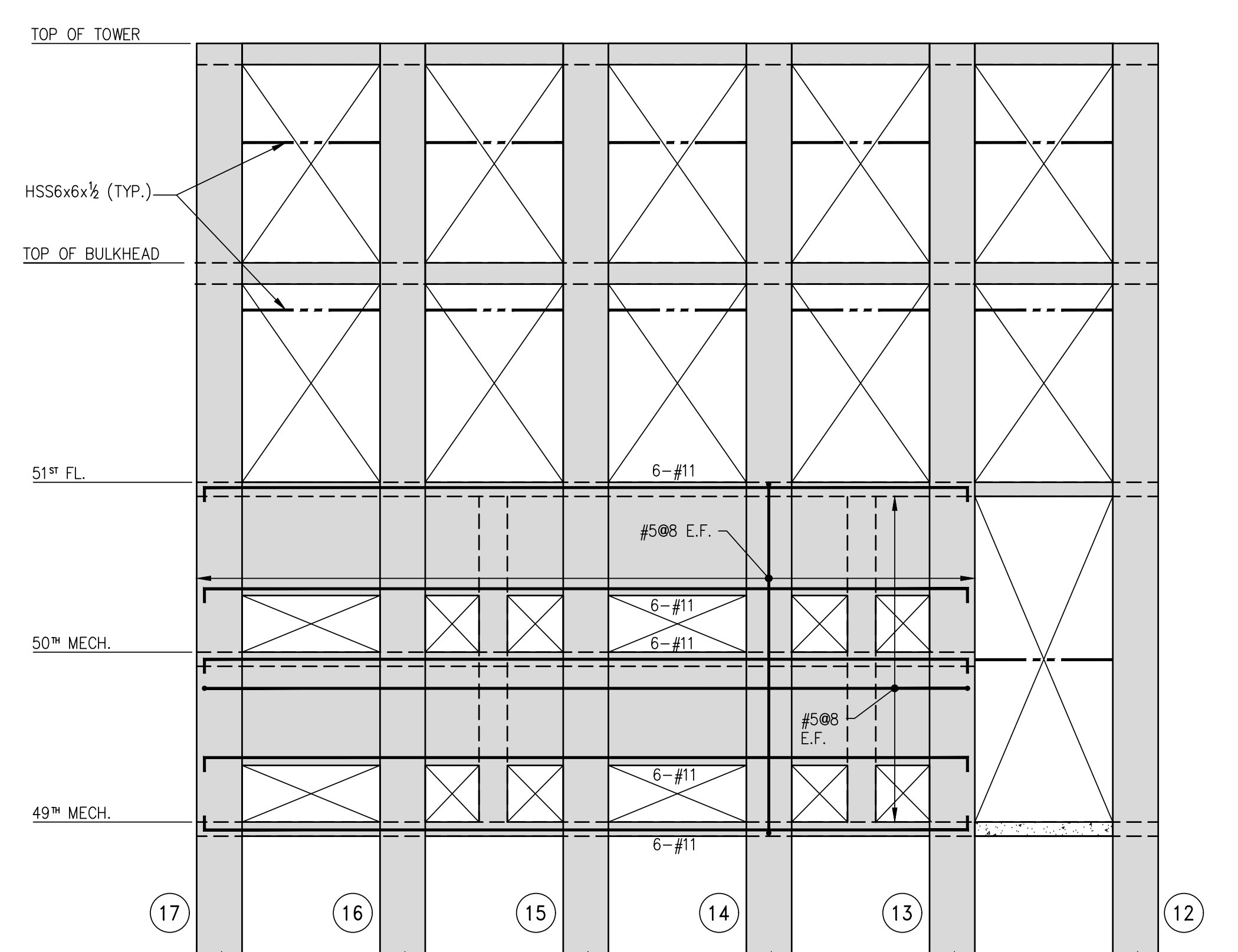
1 SHEARWALL ELEVATION
S-933 SCALE: 1/8" = 1'-0"



2 SHEARWALL ELEVATION
S-933 SCALE: 1/8" = 1'-0"



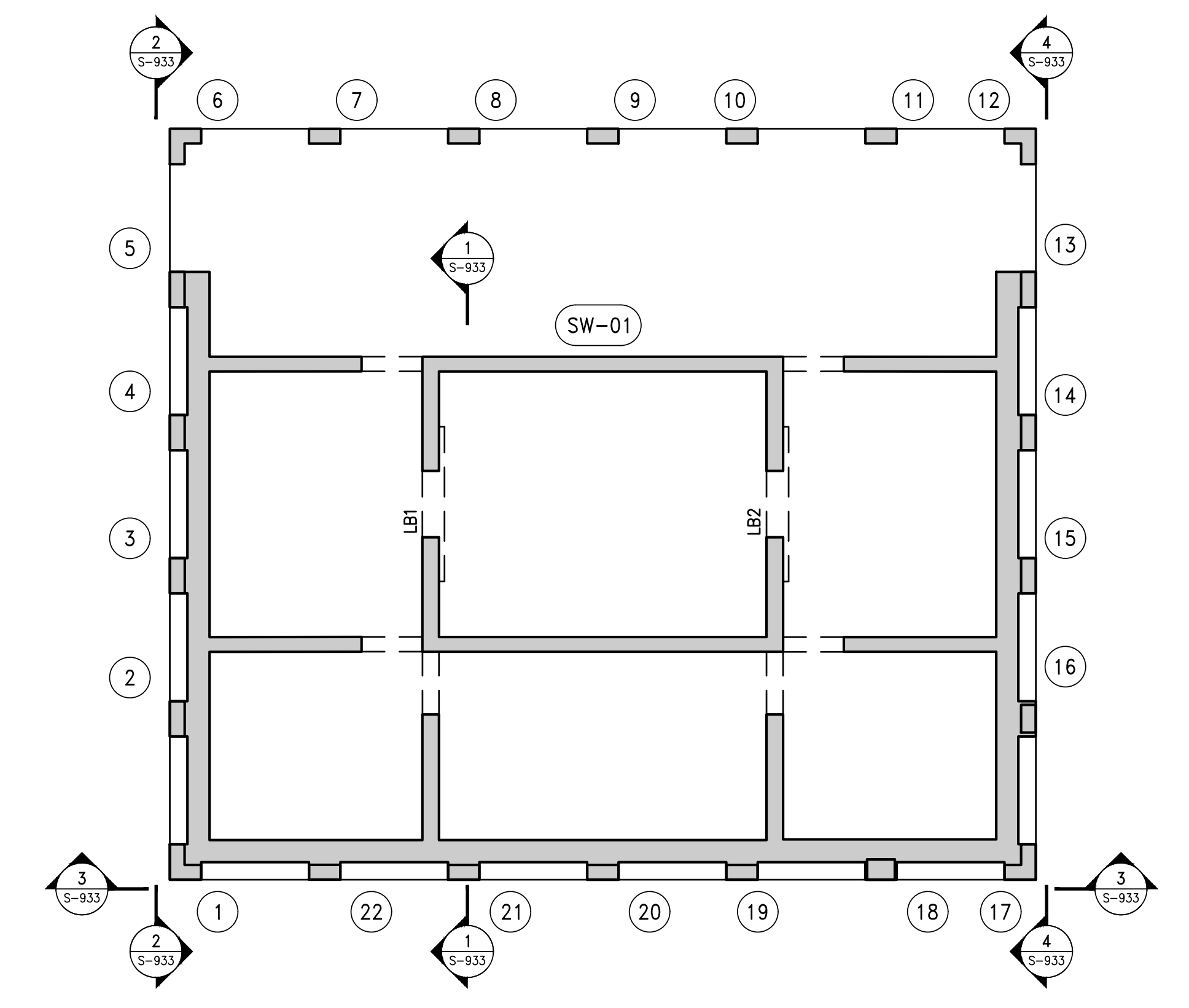
3 SHEARWALL ELEVATION
S-933 SCALE: 1/8" = 1'-0"



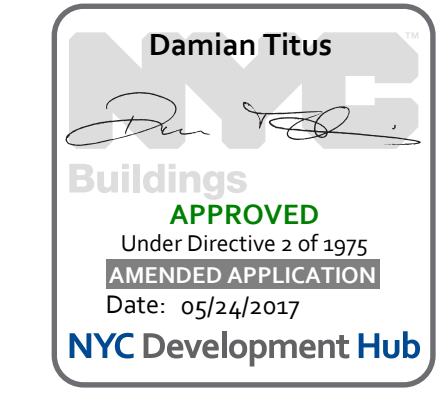
4 SHEARWALL ELEVATION
S-933 SCALE: 1/8" = 1'-0"

SHEARWALL ELEVATIONS 47TH FL. TO TOP OF BUILDING

- NOTES:
1. ALL #11 BARS SHOWN ARE GRADE 75 KSI.
2. FOR NOTES SEE S-940.

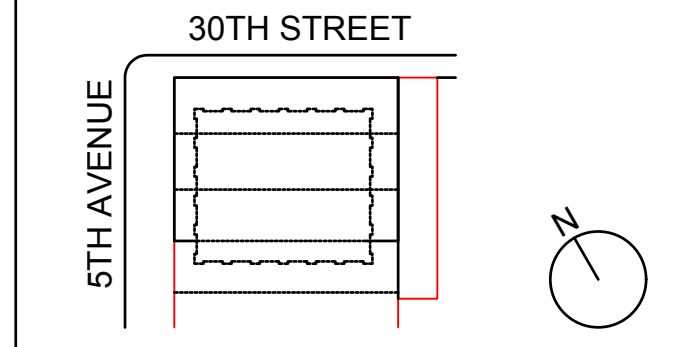


KEY PLAN



ARCHITECT'S SEAL

ISSUE NO.	ISSUE DATE	DESCRIPTION
02/24/2017	PAA #1	



KEY PLAN AND NORTH SIGN
IF THIS DRAWING IS NOT 42" X 30" IT IS
A REDUCED PRINT;
REFER TO GRAPHIC SCALE

SCALE

SHEARWALL ELEVATIONS 4

SHEET TITLE:

S-933.00

SHEET NUMBER:
1490153

OWNER:
VICTOR NOMAD LLC

CONSTRUCTION MANAGER:
LEND LEASE
200 PARK AVENUE 9TH FLOOR
NEW YORK, NY 10166
TEL: 212 592 6700

ARCHITECT:
RAFAEL VIÑOLY ARCHITECTS PC
50 VANDAM STREET
NEW YORK, NY 10013
TEL: 212 924 5060 FAX: 212 924 5858

STRUCTURAL ENGINEER:
WSP PARSONS BRINCKERHOFF
ONE PENN PLAZA 4TH FLOOR
NEW YORK, NY 10119
TEL: 212 687 9888

MEP/FP/IT ENGINEER:
MGE ENGINEERING
116 WEST 32ND STREET, 12TH FLOOR
NEW YORK, NY 10001
TEL: 212 643 9055

GEOTECH CIVIL ENGINEER:
LANGAN ENGINEERING
300 KIMBALL DRIVE, 4TH FLOOR
PARSIPPANY, NJ 07054
TEL: 973 560 4900

VERTICAL TRANSPORT CONSULTANT:
VAN DEUSEN & ASSOCIATES
120 EAGLE ROCK AVENUE, SUITE 310
EAST HANOVER, NJ 07936
TEL: 973 994 9220

ENCLOSURE CONSULTANT:
VIDARIS, INC.
360 PARK AVENUE SOUTH, 15TH FLOOR
NEW YORK, NY 10010
TEL: 212 689 5389

FACADE MAINTENANCE CONSULTANT:
ENTEK ENGINEERING LLC
166 AMES STREET
HACKENSACK, NJ 07601
TEL: 201 820 2801

ACOUSTICAL CONSULTANT:
CERAMI & ASSOCIATES
404 FIFTH AVENUE
NEW YORK, NY 10018
TEL: 212 616 4179

LIGHTING CONSULTANT:
ONE LUX STUDIO
158 WEST 29TH STREET, 10TH FLOOR
NEW YORK, NY 10001
TEL: 212 201 5790

SPECIFICATIONS CONSULTANT:
ROBERT SCHWARTZ & ASSOCIATES
589 EIGHTH AVENUE, 17TH FLOOR
NEW YORK, NY 10018
TEL: 212 691 9248

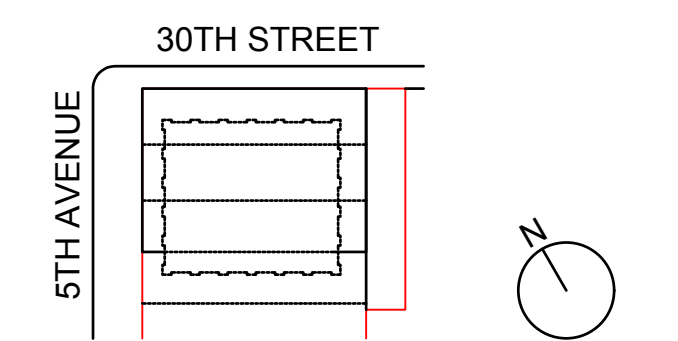
ENERGY MODELING CONSULTANT:
STEVEN WINTER ASSOCIATES, INC
307 SEVENTH AVENUE, SUITE 1701
NEW YORK, NY 10001
TEL: 212 564 5800

INTERIOR DESIGN CONSULTANT:
BEERS INTERIORS
156 5TH AVENUE, PENTHOUSE 2
NEW YORK, NY 10010
TEL: 212 352 2020

NYC DEPT. OF BUILDINGS
PAA #1

ARCHITECT'S SEAL

02/24/2017	PAA #1	
04/29/2016	DOB FOUND. PAA #1	
04/08/2016	DOB SUBMITTAL	
ISSUE NO.	DATE	DESCRIPTION



KEY PLAN AND NORTH SIGN
IF THIS DRAWING IS NOT 42" X 30" IT IS
A REDUCED PRINT.
REFER TO GRAPHIC SCALE

SCALE 3/8" = 1'-0"

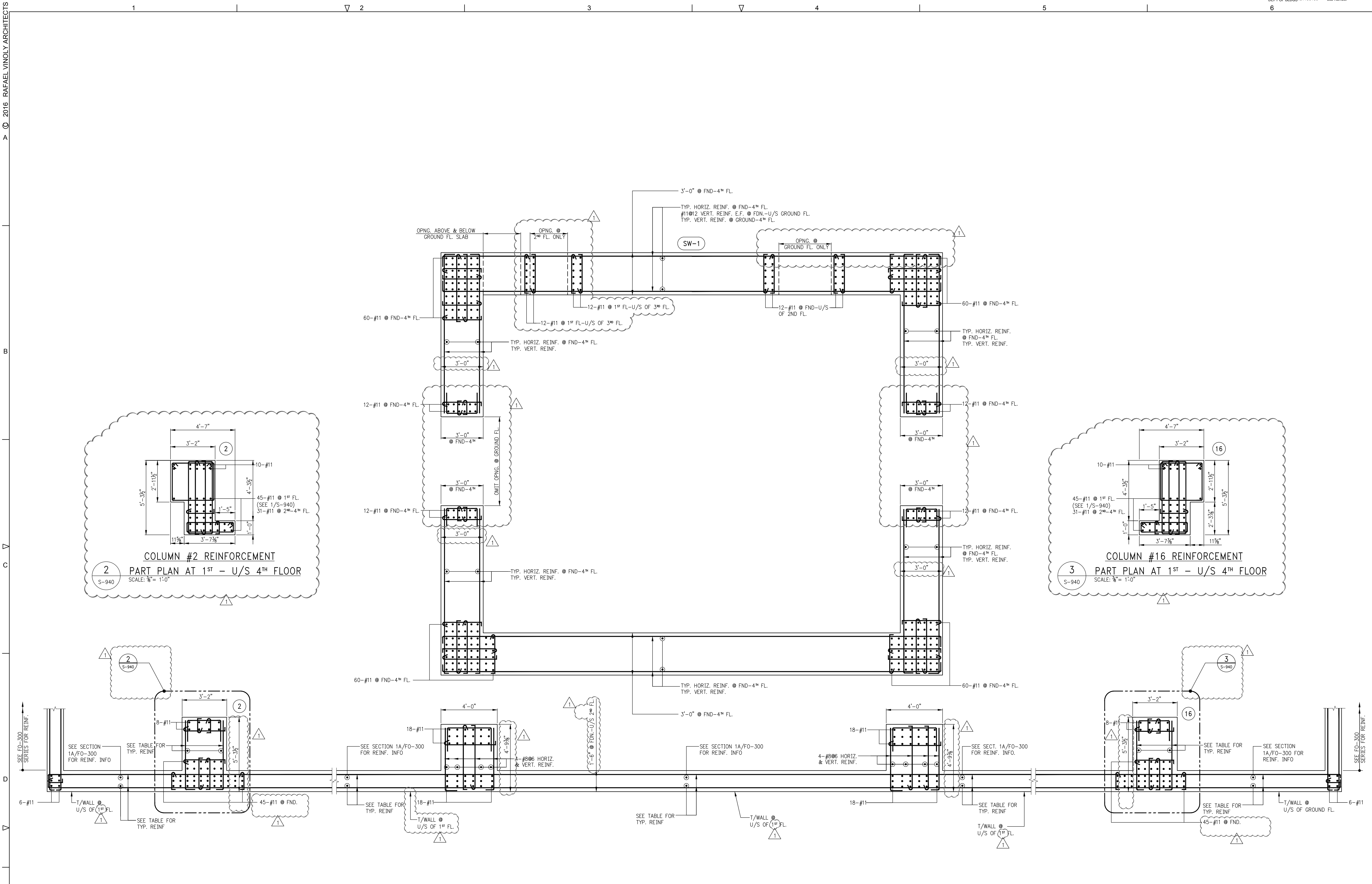
SHEARWALL REINFORCEMENT DETAILS @ FND-4TH FLOOR

SHEET TITLE :

S-940.02

SHEET NUMBER :

1490153



1 SHEARWALL REINFORCEMENT DETAILS @ FOUNDATION - 4TH FLOOR

SCALE: 3/8" = 1'-0"

NOTES:

1. ALL #11 BARS SHOWN ON PLAN ARE GRADE 75 ksi.
2. SEE S-946 FOR SHEARWALL NOTES AND TYPICAL DETAILS.
3. SEE S-950 FOR SHEARWALL CONCRETE STRENGTH.
4. SEE FO-001 FOR GENERAL NOTES AND COMMENTS.

Damian Titus
Buildings
APPROVED
Under Directive 2 of 1975
AMENDED APPLICATION
Date: 05/24/2017
NYC Development Hub



© 2016 RAFAEL VIÑOLY ARCHITECTS

277

Fifth Avenue

NEW YORK, NY

OWNER:
VICTOR NOMAD LLC

CONSTRUCTION MANAGER:
LEND LEASE
200 PARK AVENUE 9TH FLOOR
NEW YORK, NY 10166
TEL: 212 592 6700

ARCHITECT:
RAFAEL VIÑOLY ARCHITECTS PC
50 VANDAM STREET
NEW YORK, NY 10013
TEL: 212 924 5060 FAX: 212 924 5858

STRUCTURAL ENGINEER:
WSP PARSONS BRINCKERHOFF
ONE PENN PLAZA, 4TH FLOOR
NEW YORK, NY 10119
TEL: 212 687 9888

MEP/PFIT ENGINEER:
MGE ENGINEERING
116 WEST 32ND STREET, 12TH FLOOR
NEW YORK, NY 10001
TEL: 212 643 9055

GEOTECH CIVIL ENGINEER:
LANGAN ENGINEERING
300 KIMBALL DRIVE, 4TH FLOOR
PARSIPPANY, NJ, 07054
TEL: 973 560 4900

VERTICAL TRANSPORT CONSULTANT:
VAN DEUSEN & ASSOCIATES
120 EAGLE ROCK AVENUE, SUITE 310
EAST HANOVER, NJ, 07936
TEL: 973 994 9220

ENCLOSURE CONSULTANT:
VIDARIS, INC.
360 PARK AVENUE SOUTH, 15TH FLOOR
NEW YORK, NY, 10010
TEL: 212 689 5389

FACADE MAINTENANCE CONSULTANT:
ENTEK ENGINEERING LLC
166 AMES STREET
HACKENSACK, NJ, 07601
TEL: 201 820 2801

ACOUSTICAL CONSULTANT:
CERAMI & ASSOCIATES
404 FIFTH AVENUE
NEW YORK, NY, 10018
TEL: 212 616 4179

LIGHTING CONSULTANT:
ONE LUX STUDIO
158 WEST 29TH STREET, 10TH FLOOR
NEW YORK, NY, 10001
TEL: 212 201 5790

SPECIFICATIONS CONSULTANT:
ROBERT SCHWARTZ & ASSOCIATES
589 EIGHTH AVENUE, 17TH FLOOR
NEW YORK, NY, 10018
TEL: 212 691 3248

ENERGY MODELING CONSULTANT:
STEVEN WINTER ASSOCIATES, INC
307 SEVENTH AVENUE, SUITE 1701
NEW YORK, NY, 10001
TEL: 212 564 5800

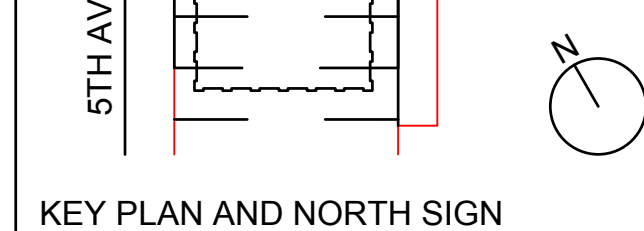
INTERIOR DESIGN CONSULTANT:
BEERS INTERIORS
156 5TH AVENUE, PENTHOUSE 2
NEW YORK, NY, 10010
TEL: 212 352 2020

NYC DEPT. OF BUILDINGS
PAA #1

ARCHITECT'S SEAL

^	_____	_____
^	_____	_____
^	_____	_____
^	_____	_____
^	_____	_____
^	_____	_____
^	_____	_____
^	_____	_____
^	_____	_____
^	_____	_____
^	_____	_____
^	_____	_____
^	_____	_____

ISSUE NO.	ISSUE DATE	DESCRIPTION
A	02/24/2017	PAA #1



KEY PLAN AND NORTH SIGN
IF THIS DRAWING IS NOT 42" X 30" IT IS
A REDUCED PRINT;
REFER TO GRAPHIC SCALE

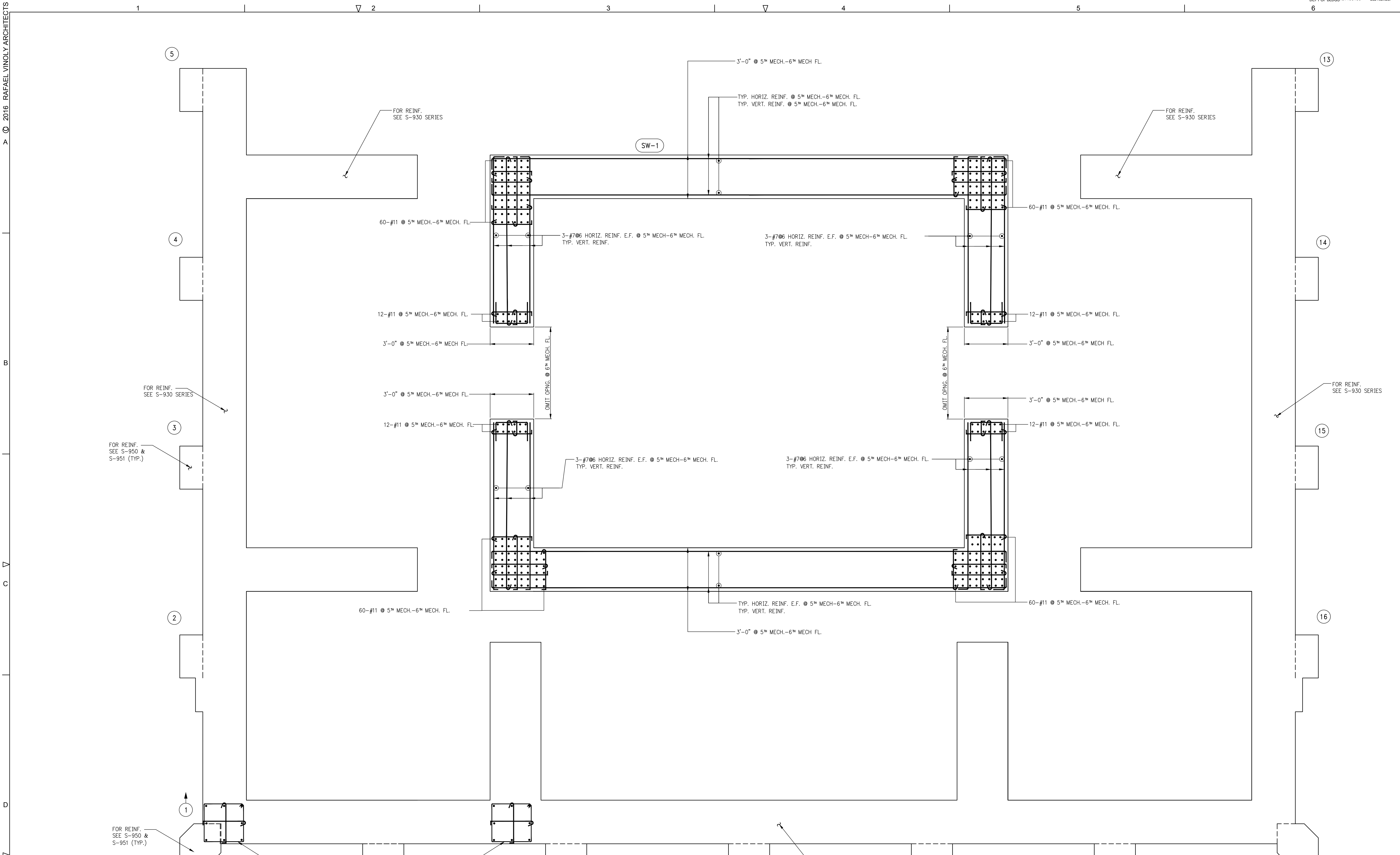
SCALE: 3/8" = 1'-0"

SHEARWALL REINFORCEMENT
DETAILS @ 5TH MECH. -
6TH MECH. FLOOR

SHEET TITLE:

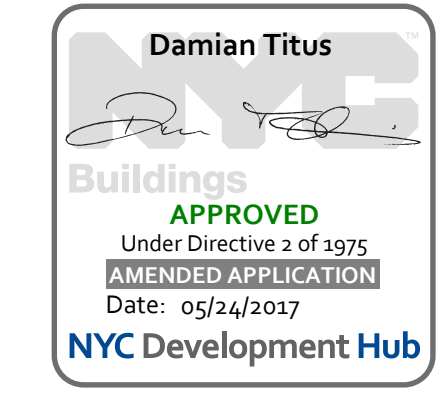
SHEET NUMBER: **S-941.00**

1490153



1
S-941
SHEARWALL REINFORCEMENT DETAILS @ 5TH MECH. - 6TH MECH. FLOOR
SCALE: 3/8" = 1'-0"

NOTES:
1. FOR NOTES SEE DRAWING S-940.



1 2 3 4 5 6
 2016 RAFAEL VINOLY ARCHITECTS
 B
 C
 D
 E

277
Fifth Avenue
NEW YORK, NY

OWNER:
VICTOR NOMAD LLC

CONSTRUCTION MANAGER:
LEND LEASE
200 PARK AVENUE, 9TH FLOOR
NEW YORK, NY 10168
TEL: 212 592 6700

ARCHITECT:
RAFAEL VINOLY ARCHITECTS PC
50 VANDAM STREET
NEW YORK, NY 10013
TEL: 212 924 5060 FAX: 212 924 5858

STRUCTURAL ENGINEER:
WSP PARSONS BRINCKERHOFF
ONE PENN PLAZA, 4TH FLOOR
NEW YORK, NY 10119
TEL: 212 687 9888

ME/P/F/T ENGINEER:
MGE ENGINEERING
116 WEST 32ND STREET, 12TH FLOOR
NEW YORK, NY 10001
TEL: 212 643 9055

GEOTECH CIVIL ENGINEER:
LANGAN ENGINEERING
300 KIMBALL DRIVE, 4TH FLOOR
PARSHIPANNY, NJ 07054
TEL: 973 560 4900

VERTICAL TRANSPORT CONSULTANT:
VAN DEUSEN & ASSOCIATES
120 EAGLE ROCK AVENUE, SUITE 310
EAST HANOVER, NJ 07936
TEL: 973 994 9220

ENCLOSURE CONSULTANT:
VIDARIS, INC.
360 PARK AVENUE SOUTH, 15TH FLOOR
NEW YORK, NY 10010
TEL: 212 689 5389

FACADE MAINTENANCE CONSULTANT:
ENTEK ENGINEERING LLC
166 AMES STREET
HACKENSACK, NJ 07601
TEL: 201 820 2801

ACOUSTICAL CONSULTANT:
CERAMI & ASSOCIATES
404 FIFTH AVENUE
NEW YORK, NY 10018
TEL: 212 616 4179

LIGHTING CONSULTANT:
ONE LUX STUDIO
158 WEST 29TH STREET, 10TH FLOOR
NEW YORK, NY 10001
TEL: 212 201 5790

SPECIFICATIONS CONSULTANT:
ROBERT SCHWARTZ & ASSOCIATES
589 EIGHTH AVENUE, 17TH FLOOR
NEW YORK, NY 10018
TEL: 212 691 3248

ENERGY MODELING CONSULTANT:
STEVEN WINTER ASSOCIATES, INC.
307 SEVENTH AVENUE, SUITE 1701
NEW YORK, NY 10001
TEL: 212 564 5800

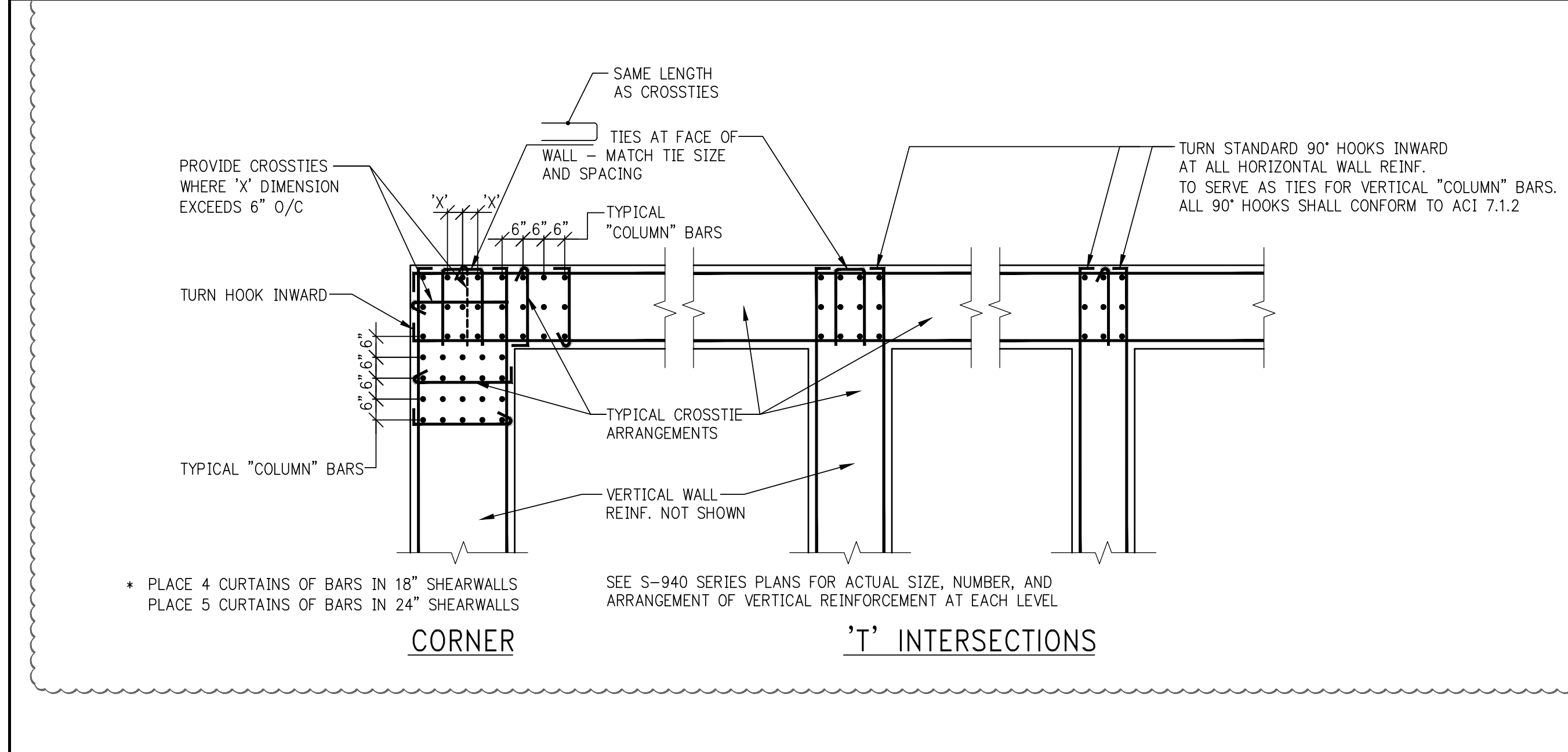
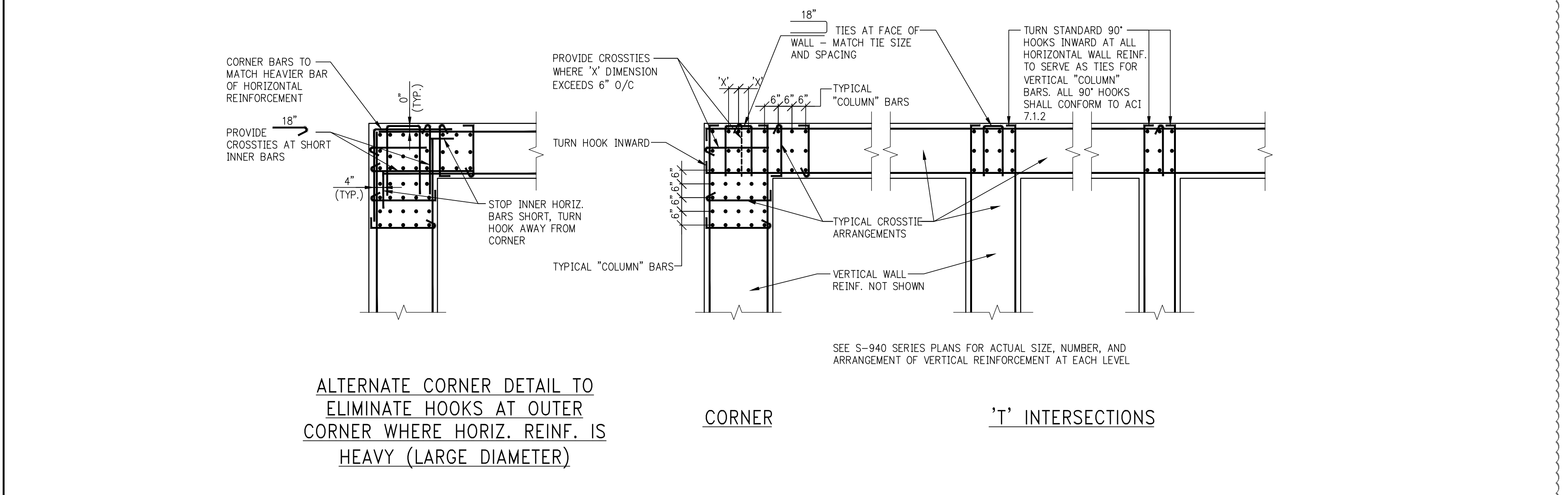
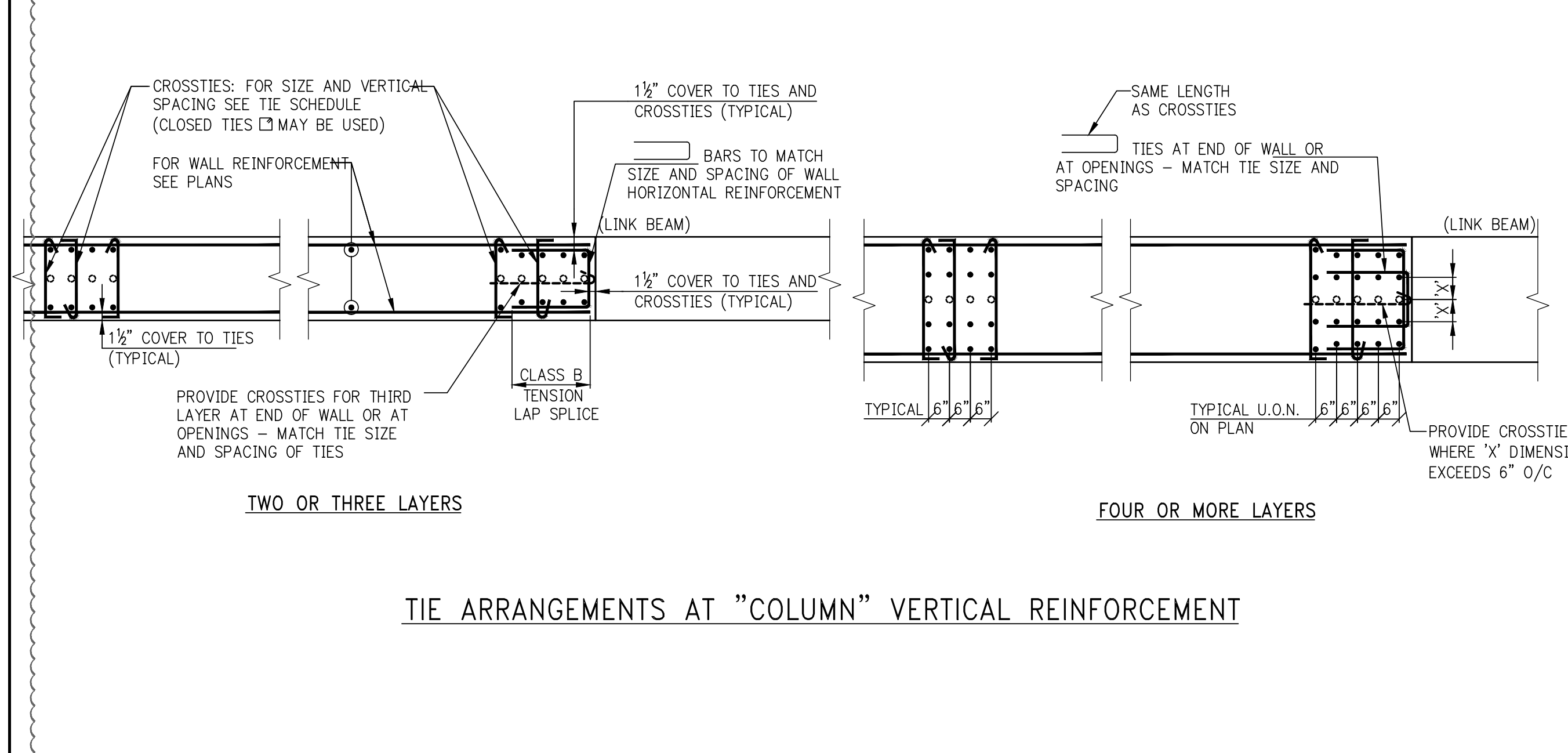
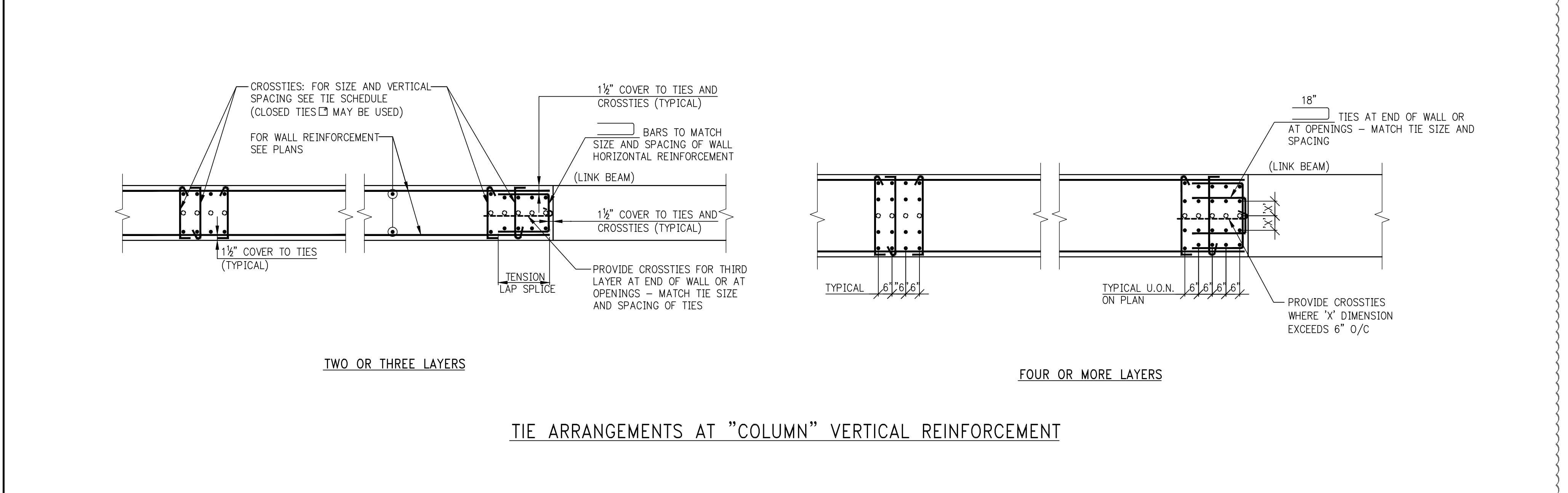
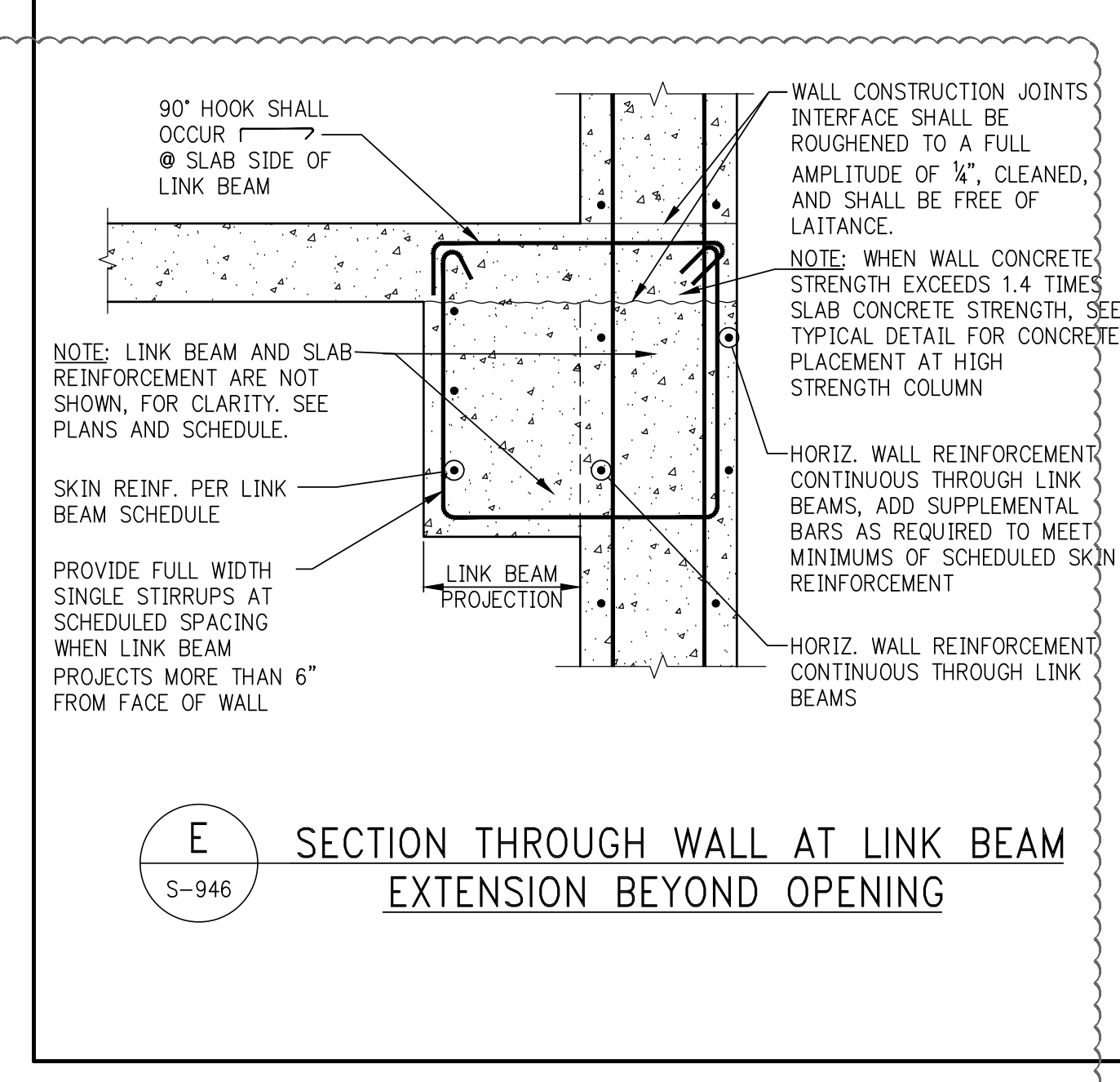
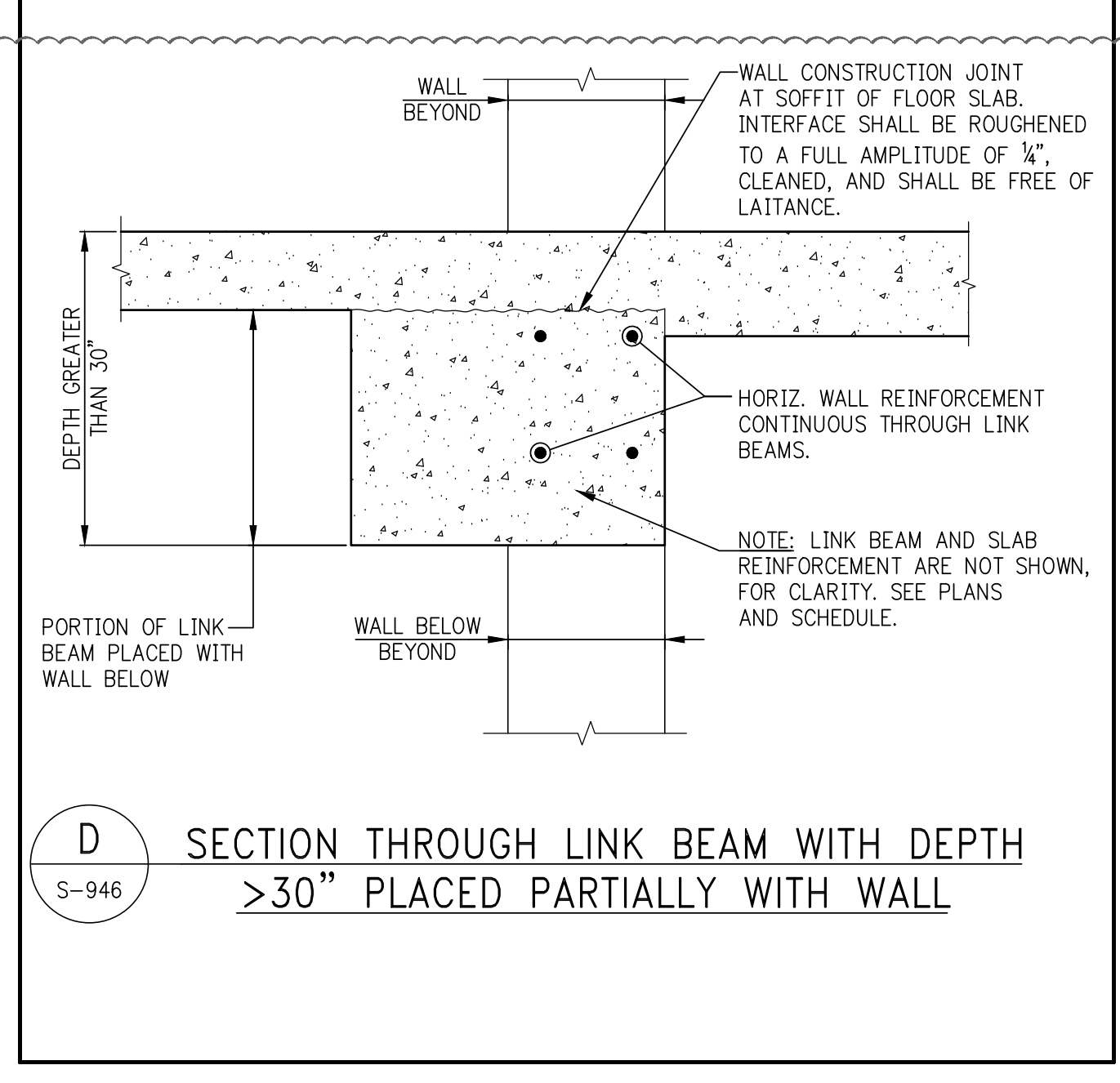
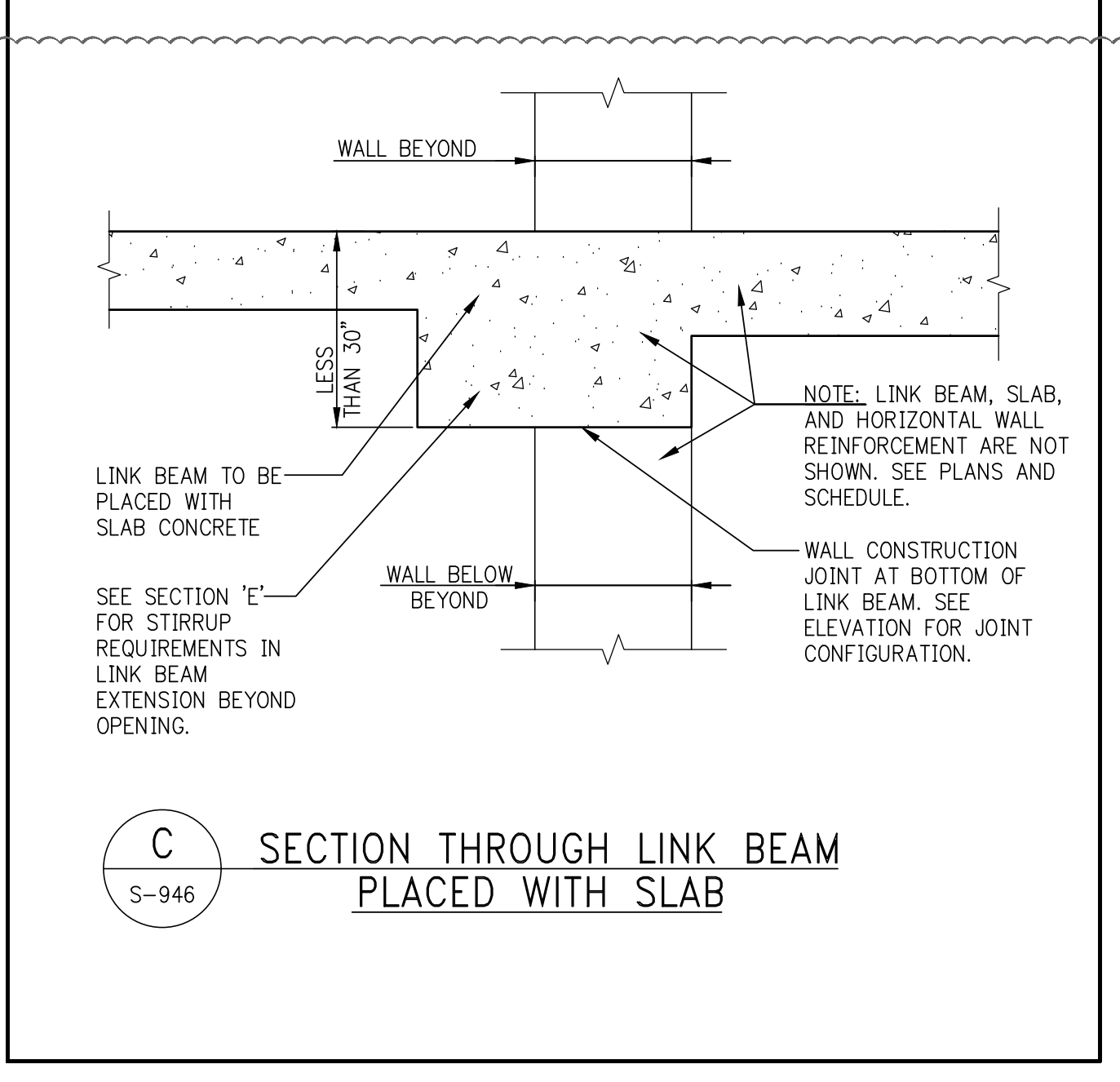
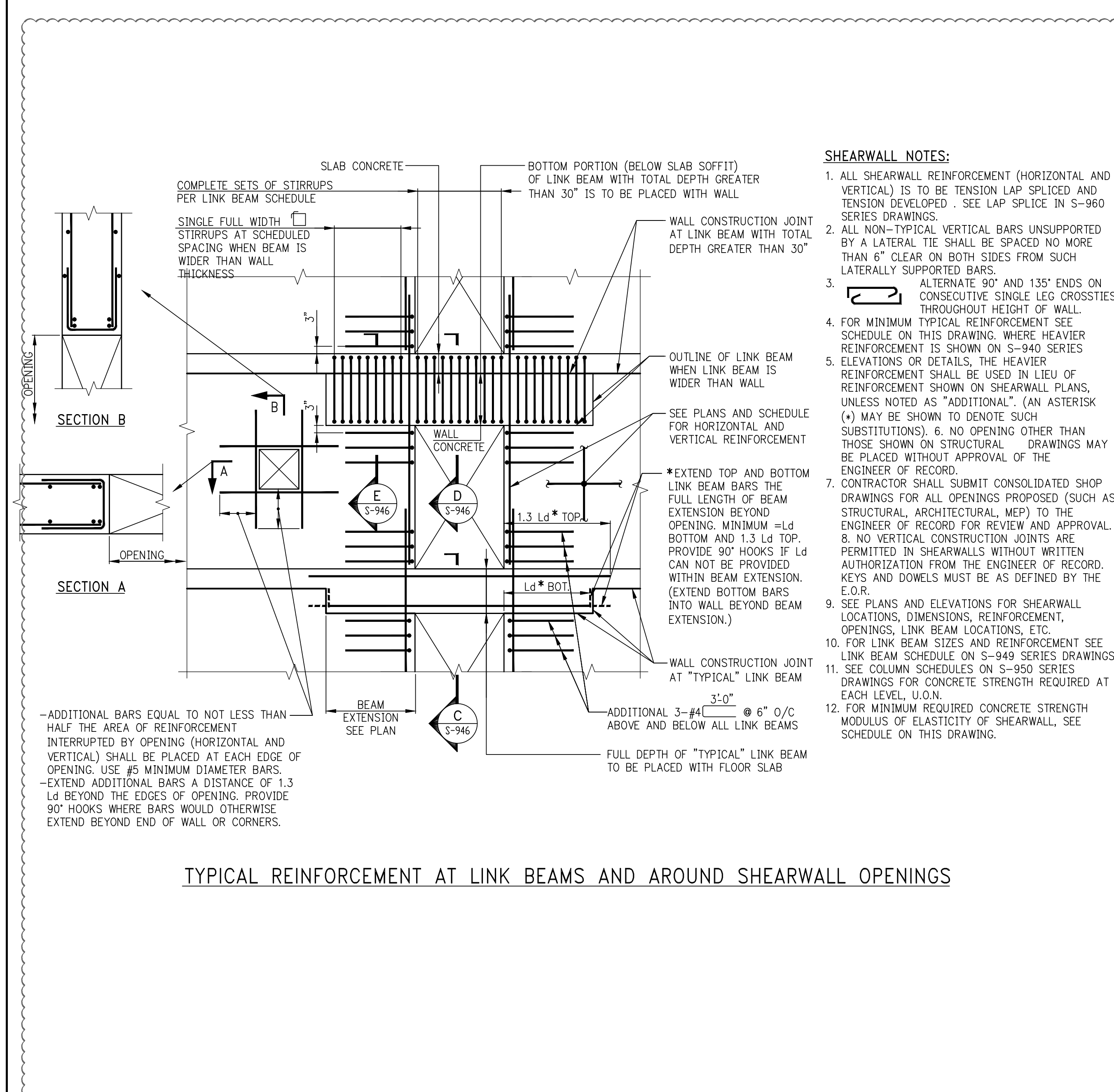
INTERIOR DESIGN CONSULTANT:
BEERS INTERIORS
156 5TH AVENUE, PENTHOUSE 2
NEW YORK, NY 10010
TEL: 212 352 2020

NYC DEPT. OF BUILDINGS
PAA #1

ARCHITECT'S SEAL

02/24/2017 PAA #1
04/29/2016 DOB FOUND, PAA #1
04/08/2016 DOB SUBMITTAL

ISSUE NO. DATE DESCRIPTION



*TYPICAL MINIMUM SHEARWALL REINFORCEMENT	
WALL THICKNESS (INCHES)	HORIZONTAL AND VERTICAL EACH FACE
UP TO 12	#4@12
12+ TO 16	#4@10
16+ TO 20	#5@12
20+ TO 24	#5@10
24+ TO 28	#6@12
28+ TO 34	#6@10
34+ TO 40	#7@12
40+ TO 48	#7@10
48+ TO 52	#8@12
52+ TO 60	#8@10

SHEARWALL TIE SCHEDULE	
NON-TYPICAL VERTICAL BAR SIZE	#4 TIES VERTICAL SPACING(S), BUT NOT TO EXCEED WALL THICKNESS (INCHES)
#6	12
#7	14
#8	16
#9	18
#10	20
#11	22

SHEARWALL CONCRETE MINIMUM REQUIREMENT	
COMPRESSIVE STRENGTH f' _c (ksi)	MODULUS OF ELASTICITY E (ksi)
14	6744
12	6244
10	5700

NOTES:

- LOCATE LOWEST SET OF TIES S/2 ABOVE TOP OF SLAB.
- LOCATE TOP SET OF TIES WITHIN S/2 OF BOTTOM REINFORCEMENT IN SLAB OR LINK BEAM.

*THE REINFORCEMENT SHOWN IN THIS TABLE IS THE MINIMUM AMOUNT THAT MUST BE PROVIDED. HEAVIER REINFORCEMENT AND "ADDITIONAL" REINFORCEMENT MAY BE CALLED FOR ON PLANS, ELEVATIONS, OR IN SECTIONS AND DETAILS.

NYC DEPT. OF BUILDINGS
PAA #1

ARCHITECT'S SEAL

02/24/2017 PAA #1
04/29/2016 DOB FOUND, PAA #1
04/08/2016 DOB SUBMITTAL

ISSUE NO. DATE DESCRIPTION



SCALE _____ N.T.S.

TYPICAL SHEARWALL DETAILS

SHEET TITLE :

SHEET NUMBER :

Damian Titus
APPROVED
Under Directive 2 of 2015
AMENDED APPLICATION
NYC Development Hub

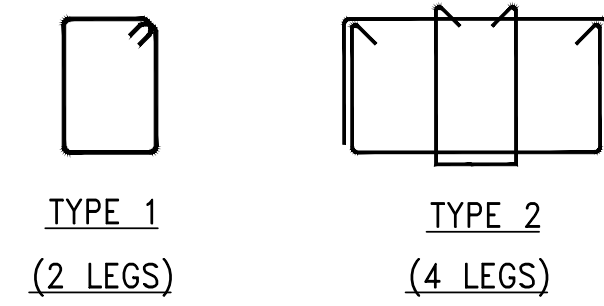


S-946.01

LINK BEAM SCHEDULE

MARK	FLOOR	BEAM SIZE (WIDTH x DEPTH) in X in	TOP & BOTTOM REINFORCEMENT (cont.)	STIRRUPS			LONGITUDINAL SKIN REINFORCEMENT	REMARKS
				SIZE	LEGS	SPACING		
LB01	LEV49	18x60	4-#11	#4	2	8"	6-#4	
	LEV43-DUPL - LEV48	26x41	4-#11	#5	2	4"	5-#4	
	LEV40 - LEV42-DUPL	26x41	5-#11	#6	2	4"	5-#4	
	LEV31 - LEV39	34x29	7-#11	#5	4	4"	N/R	
	LEV29 - LEV30	34x29	5-#11	#6	2	4"	N/R	
	LEV27-MECH2 - LEV28	36x42	7-#11	#5	4	5"	5-#4	
	LEV24 - LEV26-MECH1	40x29	6-#11	#5	4	5"	N/R	
	LEV21 - LEV23	40x29	8-#11	#6	4	4"	N/R	
	LEV16 - LEV20	40x29	9-#11	#6	4	4"	N/R	
	LEV13 - LEV15	40x29	10-#11	#6	4	4"	N/R	2 Layers
	LEV10 - LEV12	40x29	9-#11	#6	4	4"	N/R	
LEV8 - LEV9	40x29	8-#11	#5	4	4"	N/R		
LB02	LEV49	18x60	4-#11	#4	2	8"	6-#4	
	LEV43-DUPL - LEV48	26x41	4-#11	#5	2	4"	5-#4	
	LEV40 - LEV42-DUPL	26x41	5-#11	#5	4	5"	5-#4	
	LEV37 - LEV39	34x29	6-#11	#5	4	4"	N/R	
	LEV31 - LEV36	34x29	7-#11	#5	4	4"	N/R	
	LEV29 - LEV30	34x29	6-#11	#5	4	5"	N/R	
	LEV25 - LEV26-MECH1	40x29	5-#11	#4	4	5"	N/R	
	LEV22 - LEV24	40x29	8-#11	#6	4	4"	N/R	
	LEV20 - LEV21	40x29	9-#11	#6	4	4"	N/R	
	LEV12 - LEV19	40x29	10-#11	#6	4	4"	N/R	2 Layers
	LEV10 - LEV11	40x29	9-#11	#6	4	4"	N/R	
LEV8 - LEV9	40x29	8-#11	#6	4	5"	N/R		

NOTES:
 1. ALL #11 BARS IN LINKBEAM SCHEDULE ARE GRADE 75ksi.
 2. TOP & BOTTOM REINFORCEMENT SHALL BE PLACED IN ONE LAYER U.O.N.
 3. FOR LINK BEAM LOCATIONS SEE CORRESPONDING FRAMING PLANS.



STIRRUP TYPES
N.T.S.

OWNER:
VICTOR NOMAD LLC

CONSTRUCTION MANAGER:
LEND LEASE
200 PARK AVENUE 9TH FLOOR
NEW YORK, NY 10168
TEL: 212 592 6700

ARCHITECT:
RAFAEL VIÑOLY ARCHITECTS PC
50 VANDAM STREET
NEW YORK, NY 10013
TEL: 212 924 5060 FAX: 212 924 5858

STRUCTURAL ENGINEER:
WSP PARSONS BRINCKERHOFF
ONE PENN PLAZA, 4TH FLOOR
NEW YORK, NY 10119
TEL: 212 687 9888

MEP/FP/IT ENGINEER:
MGE ENGINEERING
116 WEST 32ND STREET, 12TH FLOOR
NEW YORK, NY 10001
TEL: 212 643 9055

GEOTECH CIVIL ENGINEER:
LANGAN ENGINEERING
300 KIMBALL DRIVE, 4TH FLOOR
PARSIPPANY, NJ 07054
TEL: 973 560 4900

VERTICAL TRANSPORT CONSULTANT:
VAN DEUSEN & ASSOCIATES
120 EAGLE ROCK AVENUE, SUITE 310
EAST HANOVER, NJ, 07936
TEL: 973 994 9220

ENCLOSURE CONSULTANT:
VIDARIS, INC
360 PARK AVENUE SOUTH, 15TH FLOOR
NEW YORK, NY, 10010
TEL: 212 689 5389

FACADE MAINTENANCE CONSULTANT:
ENTEK ENGINEERING LLC
166 AMES STREET
HACKENSACK, NJ, 07601
TEL: 201 820 2801

ACOUSTICAL CONSULTANT:
CERAMI & ASSOCIATES
404 FIFTH AVENUE
NEW YORK, NY, 10018
TEL: 212 616 4179

LIGHTING CONSULTANT:
ONE LUX STUDIO
158 WEST 29TH STREET, 10TH FLOOR
NEW YORK, NY, 10001
TEL: 212 201 5790

SPECIFICATIONS CONSULTANT:
ROBERT SCHWARTZ & ASSOCIATES
589 EIGHTH AVENUE, 17TH FLOOR
NEW YORK, NY, 10018
TEL: 212 691 3248

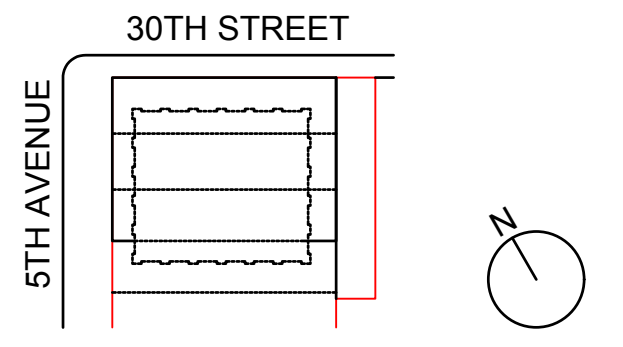
ENERGY MODELING CONSULTANT:
STEVEN WINTER ASSOCIATES, INC
307 SEVENTH AVENUE, SUITE 1701
NEW YORK, NY, 10001
TEL: 212 564 5800

INTERIOR DESIGN CONSULTANT:
BEERS INTERIORS
156 5TH AVENUE, PENTHOUSE 2
NEW YORK, NY, 10010
TEL: 212 352 2020

NYC DEPT. OF BUILDINGS
PAA #1

ARCHITECT'S SEAL

02/24/2017	PAA #1
04/08/2016	DOB SUBMITTAL
ISSUE NO.	ISSUE DATE DESCRIPTION



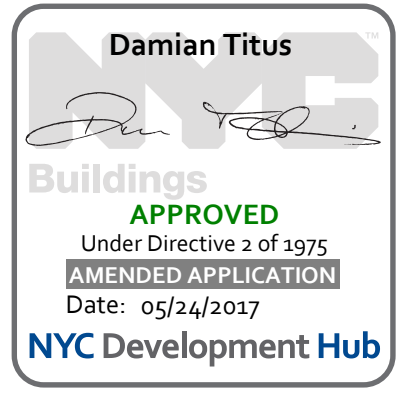
KEY PLAN AND NORTH SIGN
IF THIS DRAWING IS NOT 42" X 30" IT IS
A REDUCED PRINT:
REFER TO GRAPHIC SCALE

SCALE _____ N.T.S.

LINK BEAM SCHEDULE

SHEET TITLE :
S-947.00

SHEET NUMBER :
1490153



OWNER:
VICTOR NOMAD LLC

CONSTRUCTION MANAGER:
LEND LEASE
200 PARK AVENUE 8TH FLOOR
NEW YORK, NY 10168
TEL: 212 592 6700

ARCHITECT:
RAFAEL VINOLY ARCHITECTS PC
50 VANDAM STREET
NEW YORK, NY 10013
TEL: 212 924 5060 FAX: 212 924 5858

STRUCTURAL ENGINEER:
WSP PARSONS BRINCKERHOFF
ONE PENN PLAZA, 4TH FLOOR
NEW YORK, NY 10119
TEL: 212 687 9888

MEP/FP/IT ENGINEER:
MGE ENGINEERING
118 WEST 32ND STREET, 12TH FLOOR
NEW YORK, NY 10001
TEL: 212 643 9055

GEOTECH CIVIL ENGINEER:
LANGAN ENGINEERING
300 KIMBALL DRIVE, 4TH FLOOR
PARSIPPANY, NJ, 07054
TEL: 973 560 4900

VERTICAL TRANSPORT CONSULTANT:
VAN DEUSEN & ASSOCIATES
120 EAGLE ROCK AVENUE, SUITE 310
EAST HANOVER, NJ, 07936
TEL: 973 994 9220

ENCLOSURE CONSULTANT:
VIDARIS, INC
360 PARK AVENUE SOUTH, 15TH FLOOR
NEW YORK, NY, 10010
TEL: 212 695 5389

FAÇADE MAINTENANCE CONSULTANT:
ENTEK ENGINEERING LLC
166 AMES STREET
HACKENSACK, NJ, 07601
TEL: 201 820 2801

ACOUSTICAL CONSULTANT:
CERAMI & ASSOCIATES
404 FIFTH AVENUE
NEW YORK, NY, 10018
TEL: 212 616 4179

LIGHTING CONSULTANT:
ONE LUX STUDIO
158 WEST 29TH STREET, 10TH FLOOR
NEW YORK, NY, 10001
TEL: 212 201 5790

SPECIFICATIONS CONSULTANT:
ROBERT SCHWARTZ & ASSOCIATES
589 EIGHTH AVENUE, 17TH FLOOR
NEW YORK, NY, 10018
TEL: 212 691 3248

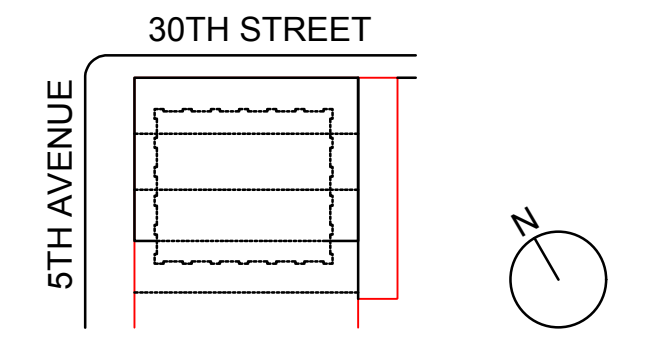
ENERGY MODELING CONSULTANT:
STEVEN WINTER ASSOCIATES, INC
307 SEVENTH AVENUE, SUITE 1701
NEW YORK, NY, 10001
TEL: 212 564 5800

INTERIOR DESIGN CONSULTANT:
BEERS INTERIORS
156 5TH AVENUE, PENTHOUSE 2
NEW YORK, NY, 10010
TEL: 212 352 2020

NYC DEPT. OF BUILDINGS
PAA #1

ARCHITECT'S SEAL

02/24/2017 PAA #1
 04/29/2016 DOB FOUND. PAA #1
 04/08/2016 DOB SUBMITTAL
ISSUE ISSUE DATE DESCRIPTION
 NO. DATE



KEY PLAN AND NORTH SIGN
IF THIS DRAWING IS NOT 42" X 30" IT IS A REDUCED PRINT.
REFER TO GRAPHIC SCALE

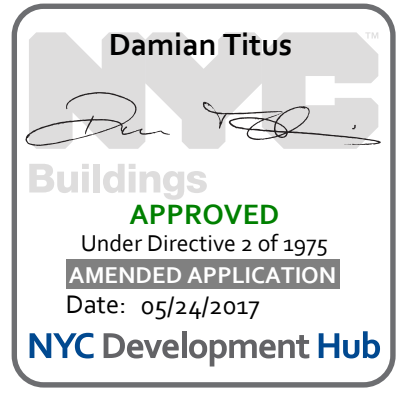
SCALE N.T.S.

COLUMN SCHEDULE

SHEET TITLE :

S-950.02

SHEET NUMBER :




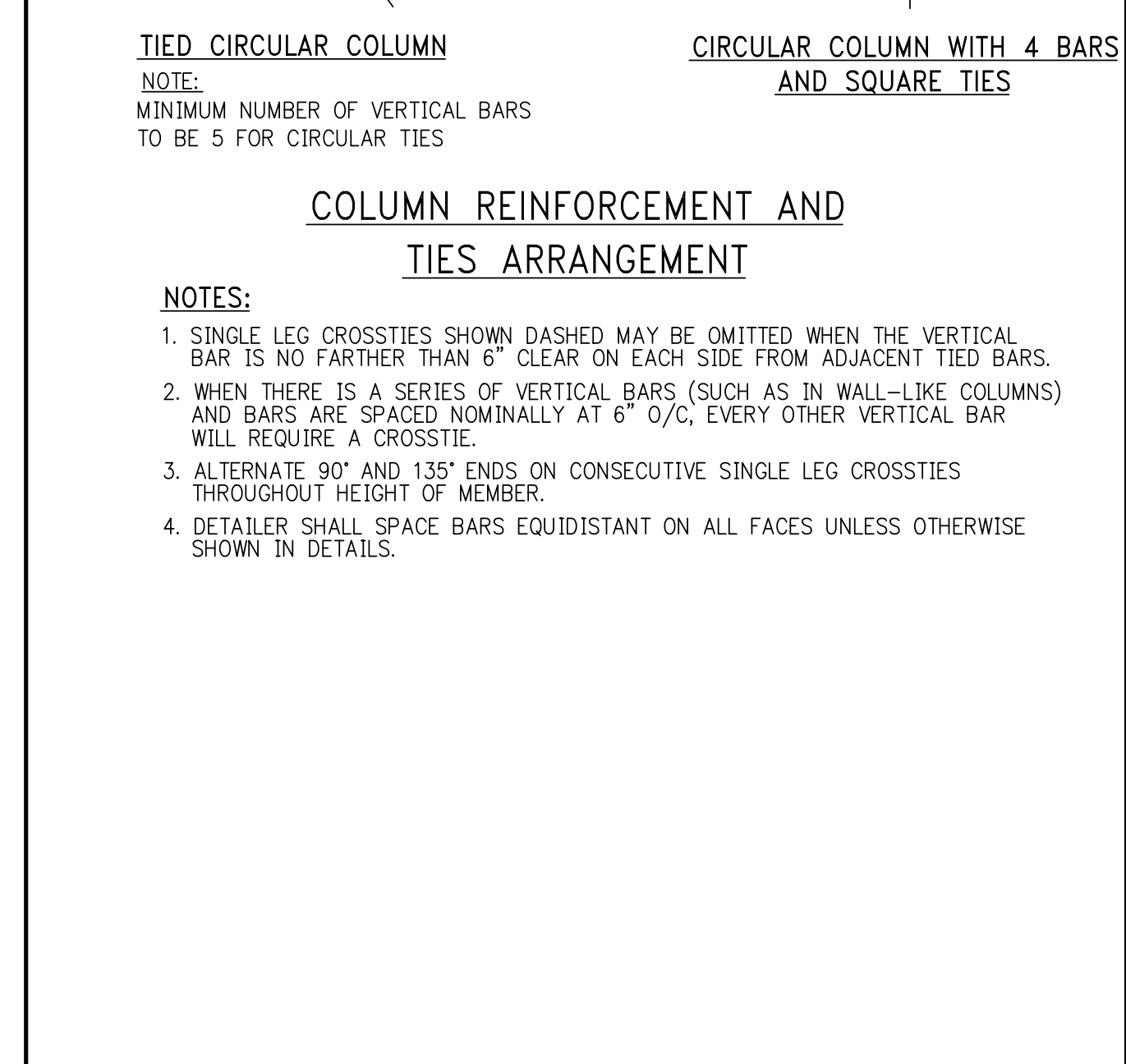
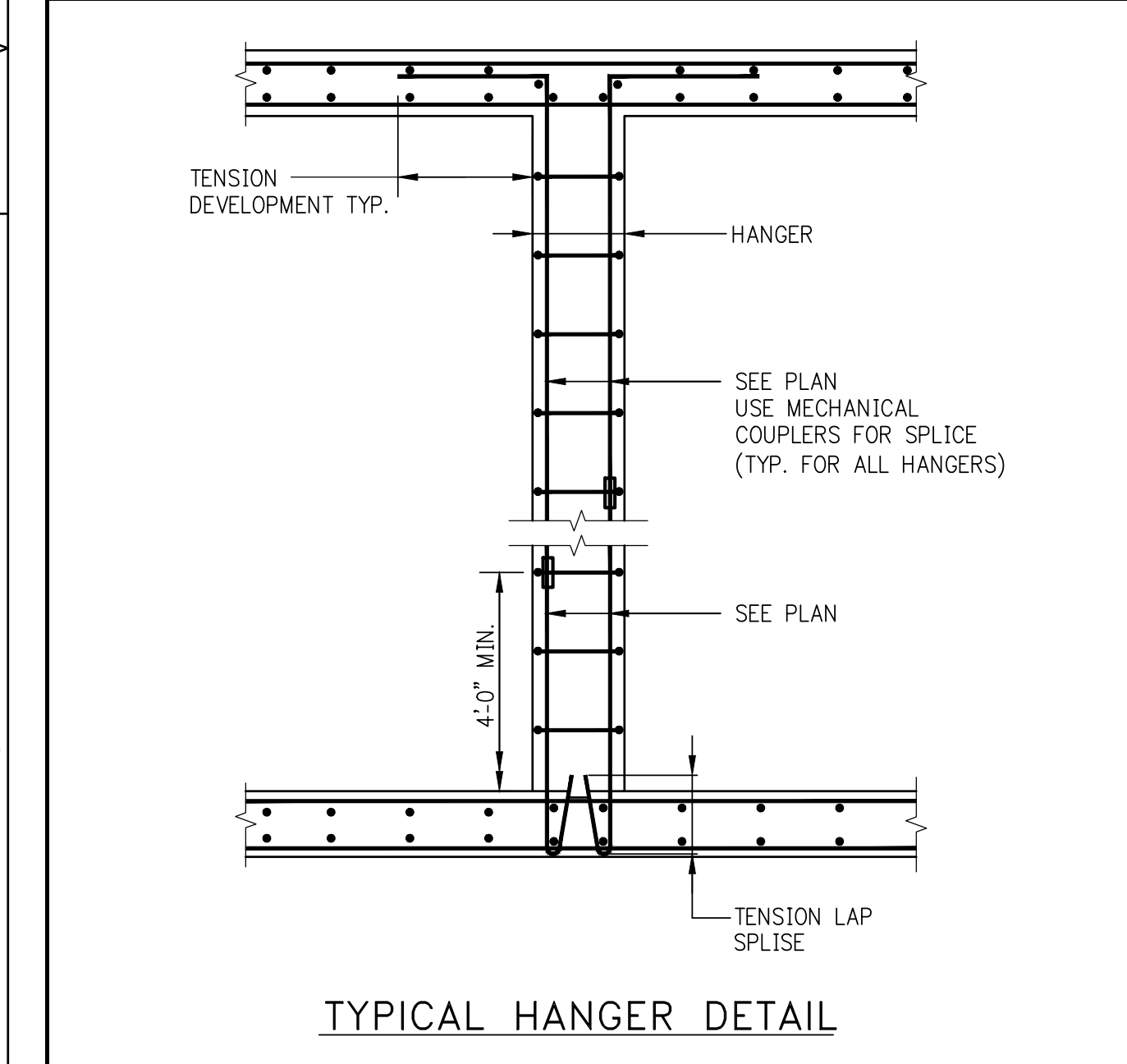
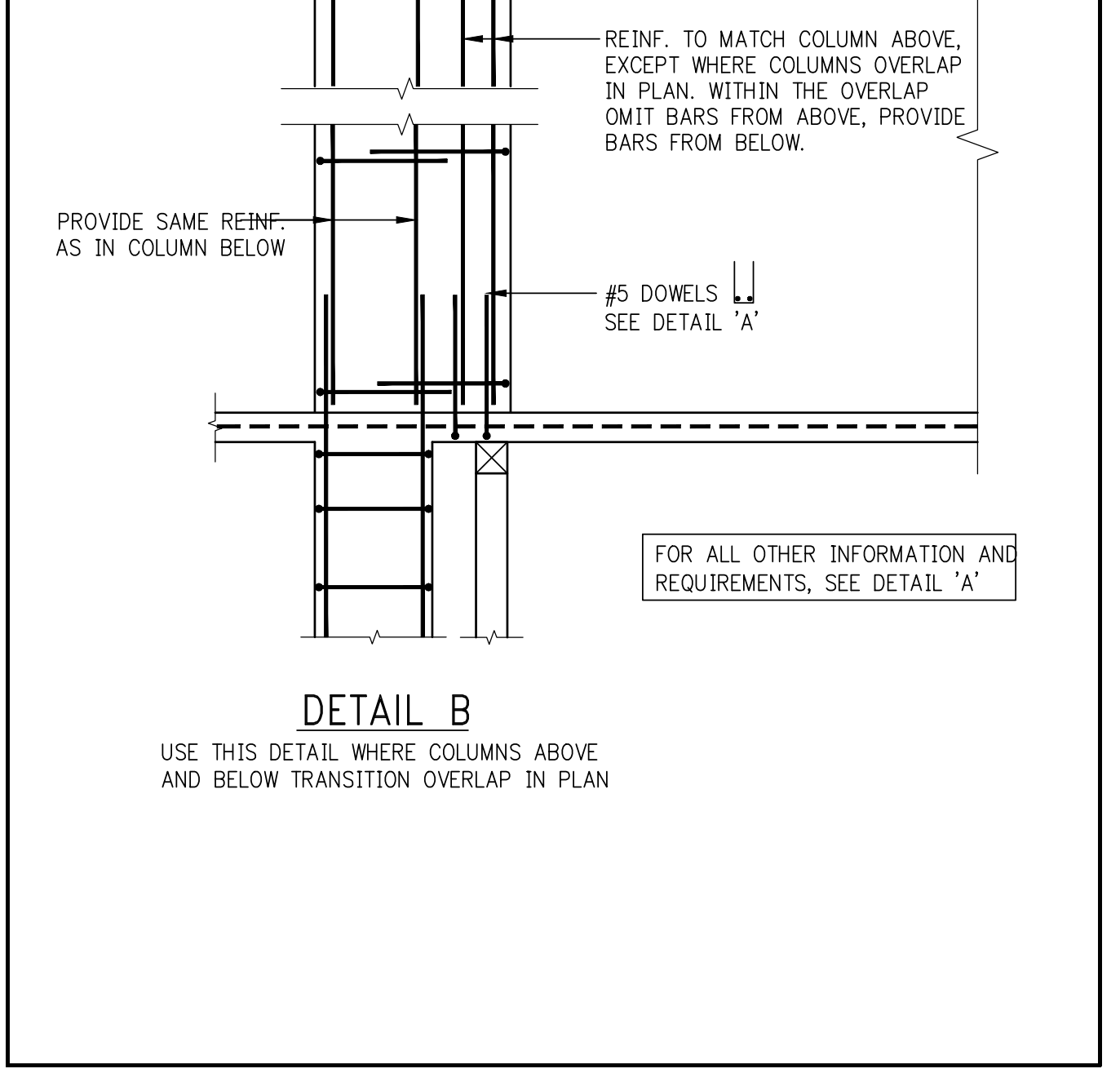
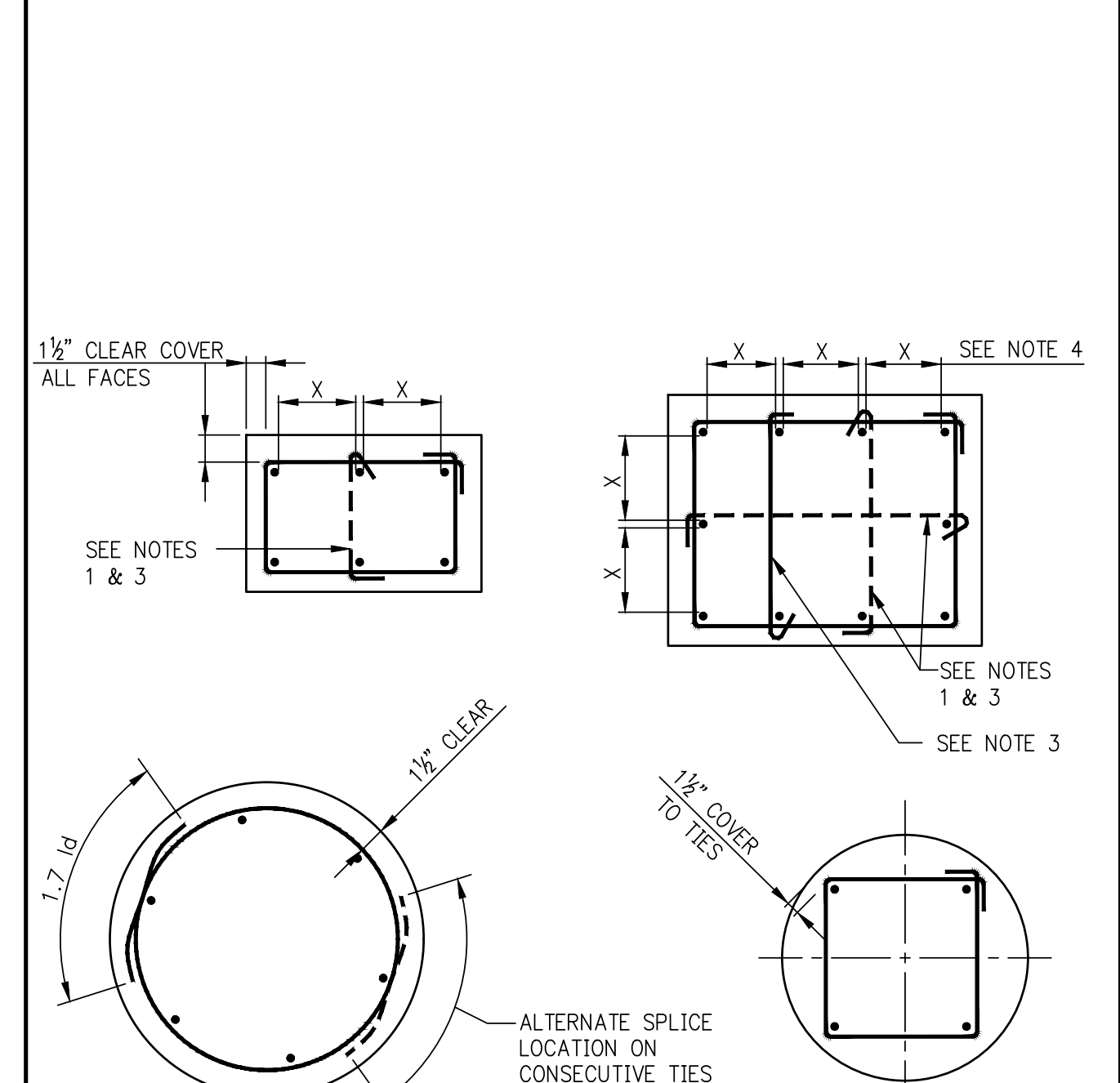
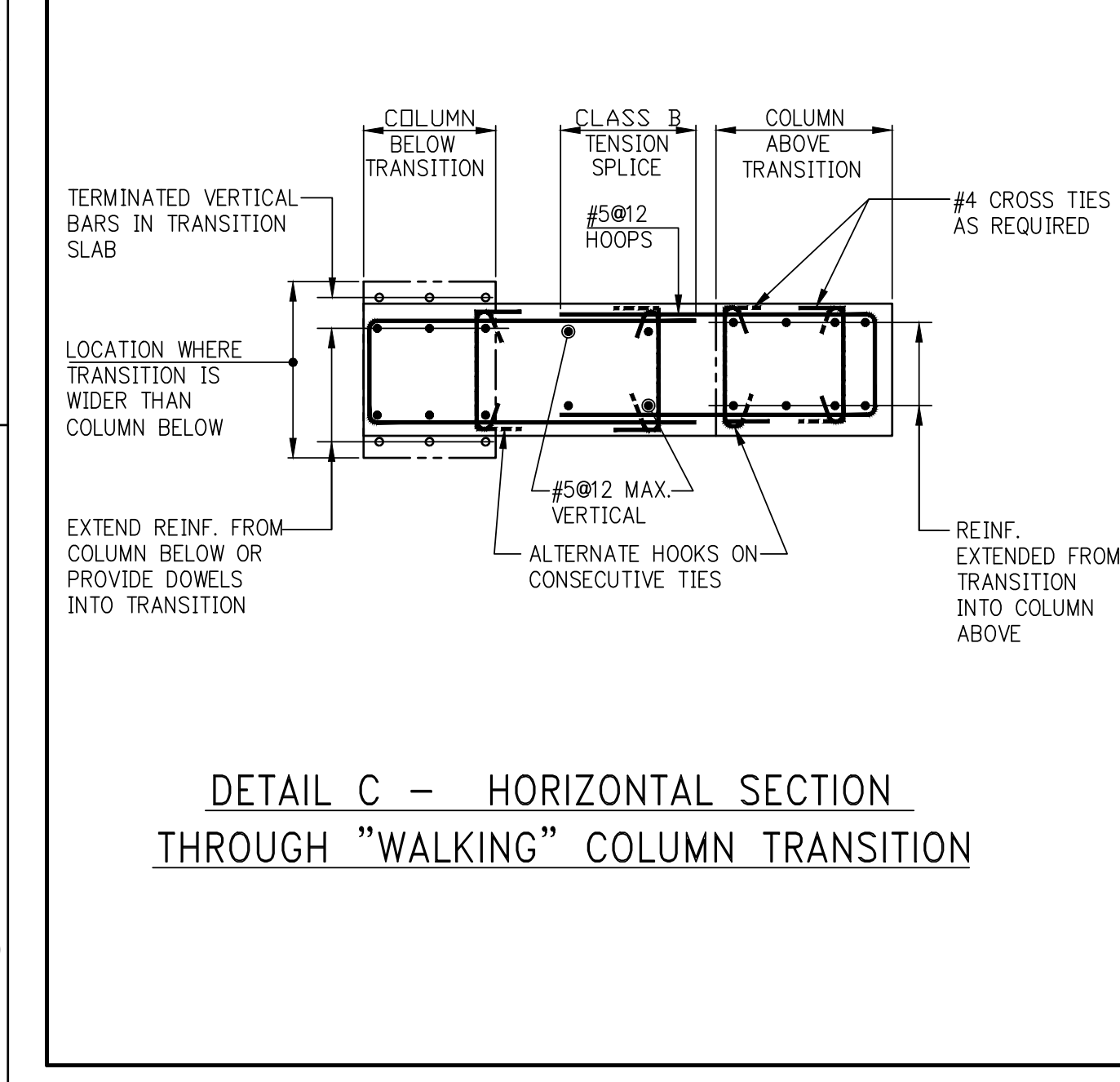
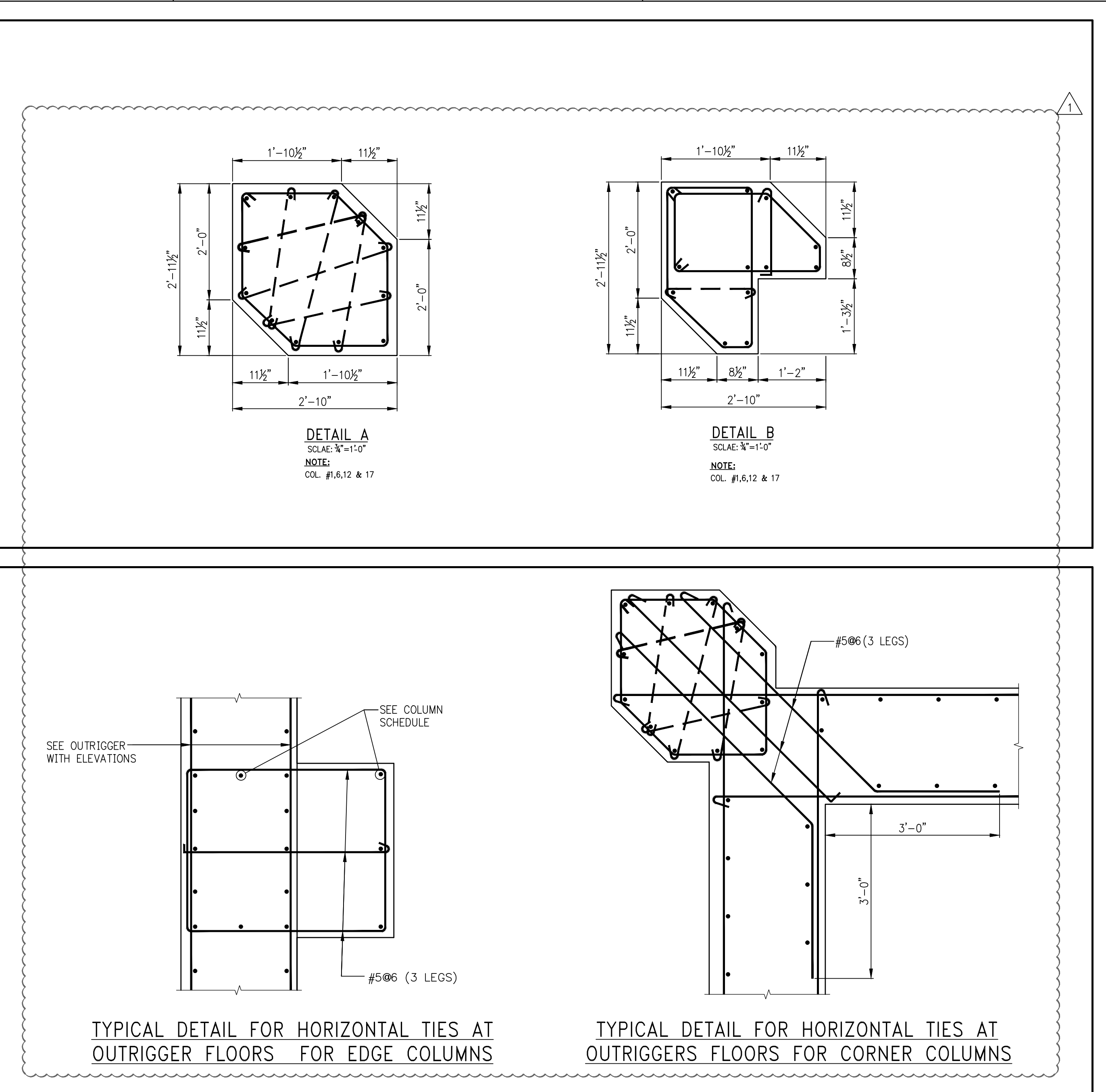
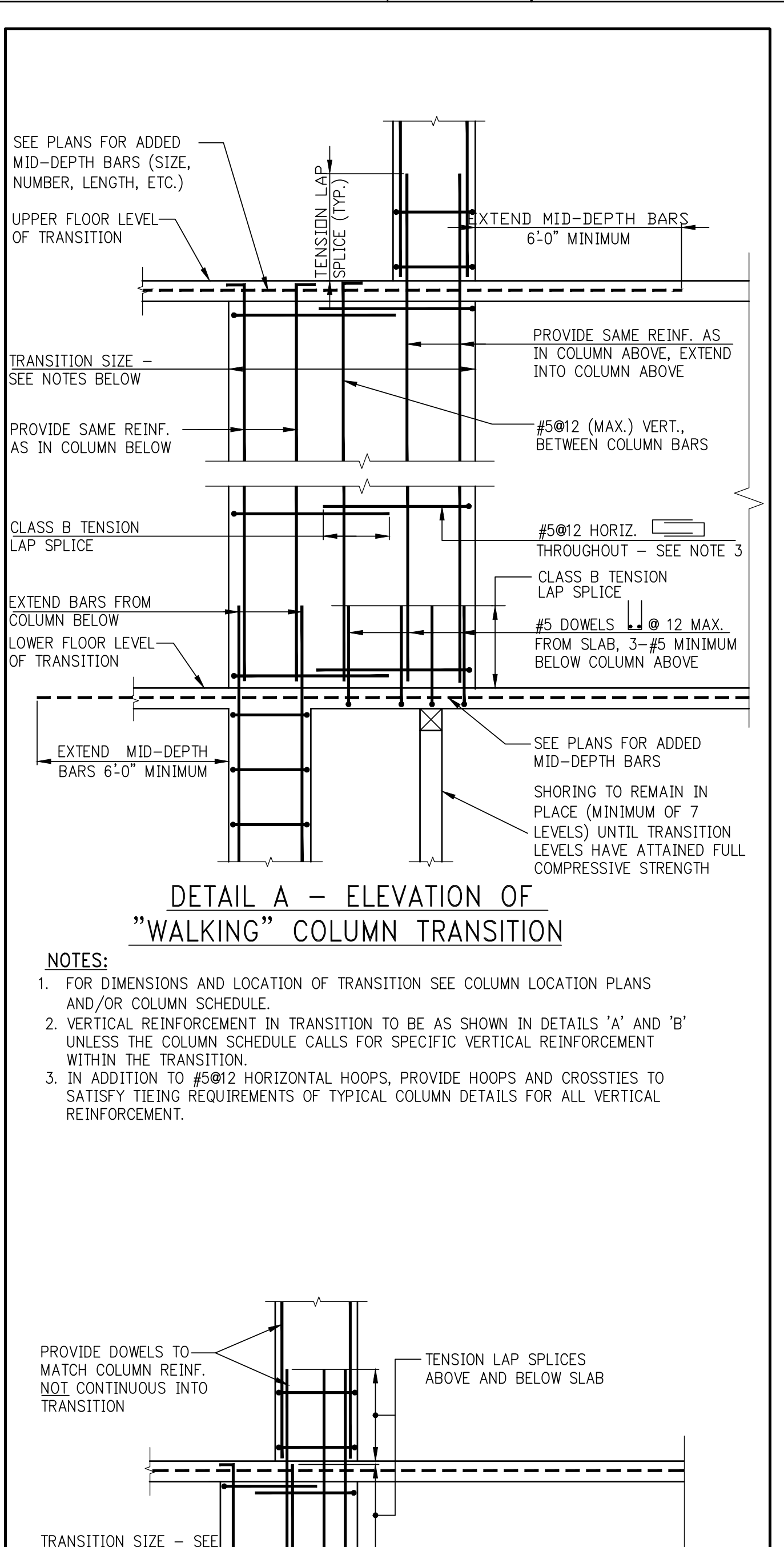
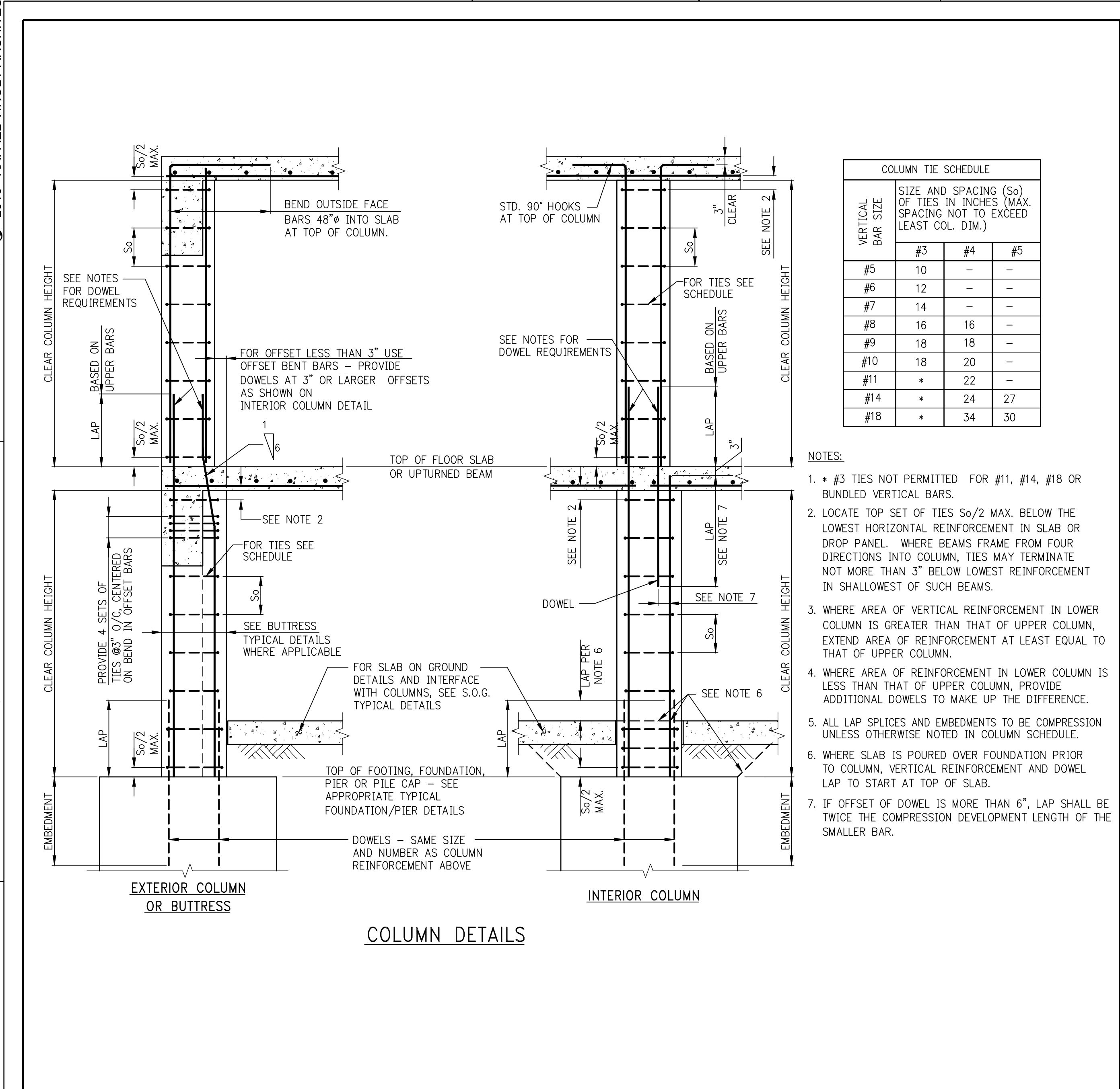


COLUMN SCHEDULE

FLOOR	COL. NO.	1	2	2A	3	4	5	5A	6	7	7A	8	9	10	11	11A	12	13	13A	14	15	16	16A	17	18	18A	19	20	21	22	22A	
29th FL.	COL. NO.	2973	770		2333	2374	695		2526	653		2265	1728	2291	570		2416	2457	507		3169	626		2169	626		2169	626		2169	626	
28th FL.	COL. NO.	3012	980		2384	2426	750		2562	776		2313	1776	2339	715		2468	2509	789		3207	686		2327	686		2327	686		2327	686	
27th FL.	COL. NO.		1399		2495	2537	1023		2828	1126		2452	2033	2525	1045		2578	2621	1370		3412	926		3412	926		3412	926		3412	926	
26th FL.	COL. NO.	3418	2266		3304	3196	1946		3400			3427	3095	3692	2299		3236	3407	2008		3412	926		3412	926		3412	926		3412	926	
25th FL.	COL. NO.	3235	2251		3053	2944	1940		3236			3427	3095	3692	2299		3236	3407	2008		3412	926		3412	926		3412	926		3412	926	
24th FL.	COL. NO.	3272	2283		3092	2982	1979		4072	2408		3462	2976	3488	2334		4104	1953			3448	972		3448	972		3448	972		3448	972	
23rd FL.	COL. NO.	3309	2315		3130	3020	2017		4106	2446		3497	3012	3523	2372		4138	1991			3484	1017		3484	1017		3484	1017		3484	1017	
22nd FL.	COL. NO.	3345	2348		3168	3059	2056		4140	2484		3533	3049	3559	2411		4172	2030			3520	1063		3520	1063		3520	1063		3520	1063	
21st FL.	COL. NO.	3382	2382		3207	3097	2094		4174	2523		3568	3085	3594	2449		4206	2069			3556	1107		3556	1107		3556	1107		3556	1107	
20th FL.	COL. NO.	3419	2416		3245	3135	2133		4209	2561		3604	3121	3630	2488		4241	2108			3592	1151		3592	1151		3592	1151		3592	1151	
19th FL.	COL. NO.	3456	2451		3284	3174	2172		4243	2600		3639	3158	3665	2526		4275	2146			3628	1195		3628	1195		3628	1195		3628	1195	
18th FL.	COL. NO.	3493	2486		3322	3212	2210		4277	2639		3675	3194	3701	2565		4309	2185			3665	1238		3665	1238		3665	1238		3665	1238	
17th FL.	COL. NO.	3529	2521		3361	3250	2249		4312	2678		3711	3230	3736	2604		4343	2224			3696	1281		3696	1281		3696	1281		3696	1281	
16th FL.	COL. NO.	3566	2557		3399	3289	2288		4345	2717		3746	3266	3772	2643		4377	2263			3736	1323		3736	1323		3736	1323		3736	1323	
15th FL.	COL. NO.	3601	2593		3438	3327	2327		4379	2757		3782	3303	3808	2682		4411	2302			3772	1365		3772	1365		3772	1365		3772	1365	
14th FL.	COL. NO.	3637	2630		3476	3365	2366		4412	2796		3818	3339	3843	2722		4444	2341			3807	1407		3807	1407		3807	1407		3807	1407	
13th FL.	COL. NO.	3672	2667		3515	3404	2405		4445	2836		3854	3375	3879	2761		4477	2380			3842	1447		3842	1447		3842	1447		3842	1447	
12th FL.	COL. NO.	3707	2705		3554	3442	2444		4477	2875		3889	3411	3915	2801		4509	2419			3876	1488		3876	1488		3876	1488		3876	1488	
11th FL.	COL. NO.	3741	2743		3592	3481	2483		4509	2915		3925	3447	3951	2840		4541	2458			3910	1527		3910	1527		3910	1527		3910	1527	
10th FL.	COL. NO.	3774	2782		3631	3519	2522		4542	2955		3961	3484	3986	2880		4572	2497			3943	1567		3943	1567		3943	1567		3943	1567	
9th FL.	COL. NO.	3806	2821		3670	3558	2561		4572	2995		3997	3520	4022	2920		4602	2537			3975	1605		3975	1605		3975	1605		3975	1605	
8th FL.	COL. NO.	3836	2864		3708	3596	2600		4602	3035		4033	3559	4051	2960		4631	2576			4012	1645		4012	1645		4012	1645		4012	1645	
7th FL.	COL. NO.	3881	2916		3746	3634	2644		4631	3075		4069	3597	4109	2990		4661	2615			4041	1685		4041	1685		4041	1685		4041	1685	
6th FL.	COL. NO.	3921	2966		3784	3672	2684		4661	3115		4107	3635	4147	3020		4691	2655			4071	1725		4071	1725		4071	1725		4071	1725	
5th FL.	COL. NO.	3961	3016		3822	3710	2724		4691	3155		4145	3673	4185	3050		4721	2695			4111	1765		4111	1765		4111	1765		4111	1765	
4th FL.	COL. NO.	4001	3066		3860	3748	2764		4721	3195		4183	3711	4223	3080		4751	2735			4151	1805		4151	1805		4151	1805		4151	1805	
3rd FL.	COL. NO.	4041	3116		3898	3786	2804		4751	3235		4221	3749	4261	3110		4781	2775			4181	1845		4181	1845		4181	1845		4181	1845	
2nd FL.	COL. NO.	4081	3166		3936	3824	2844		4781	3275		4259	3787	4301	3140		4811	2815			4211	1885		4211	1885		4211	1885		4211	1885	
1st FL.	COL. NO.	4121	3216		3974	3862	2884		4811	3315		4297	3825	4341	3170		4841	2855			4241	1925		4241	1925		4241	1925		4241	1925	
END FLOOR	COL. NO.	4161	3266		4012	3900	2924		4841	3355		4335	3863	4389	3200		4871	2895			4281	1965		4281	1965		4281	1965		4281	1965	

NOTES:

1. FIRST COLUMN DIMENSION SHOWN IN SCHEDULE IS IN THE EAST-WEST DIRECTION.
2. LOADS ON PILE CAPS ARE SERVICE LOADS IN KIPS.
3. LOADS ARE GIVEN IN KIPS, AND ARE ULTIMATE LOADS U.O.N.
4. FOR CONCRETE STRENGTH REQUIRED SEE COLUMN SCHEDULES.
5. COLUMN SIZES AND REINFORCEMENT ARE SHOWN ONLY WHERE SIZES START AND STOP. BLANK SPACES IN BETWEEN INDICATE SAME SIZE AS INDICATED ABOVE AND BELOW.
6. HEAVY LINE AT TOP INDICATES TOP OF COLUMN.
7. FOR GENERAL NOTES SEE DWG. S-1001.
8. FOR SHEARWALL DETAILS SEE S-940 SERIES DRAWINGS.
9. FOR COLUMN AND REINFORCING DETAILS SEE S-950 SERIES DRAWINGS.
10. BUTTRESS INDICATED AS "B" IN COLUMN SCHEDULE.
11. * INDICATES TENSION SPLICE REBARS.
12. □ INDICATE SHEARWALLS OR OUTRIGGER WALLS.
13. □ UNDER COLUMN INDICATES COLUMN BEING PICKED UP BY BEAM OR SLAB.
14. □ INDICATES CHANGES IN HELD FACE OF COLUMN.
15. □ INDICATES ADDITIONAL LOAD FROM PICK-UP BEAM OR SLAB.
16. ALL #11 BARS SHOWN ARE GRADE 75 KSI.
17. ALL REIN. IN THE COLUMNS PART OF OUTRIGGER WALLS TO BE TENSION SPLICED.
18. FOR TYPICAL NOTES AND COLUMN DETAILS, SEE DWG. S-951.



277 Fifth Avenue
NEW YORK, NY

OWNER:
VICTOR NOMAD LLC

CONSTRUCTION MANAGER:
LEND LEASE
200 PARK AVENUE 9TH FLOOR
NEW YORK, NY 10168
TEL: 212 592 6700

ARCHITECT:
RAFAEL VINOLY ARCHITECTS PC
50 VANDEAM STREET
NEW YORK, NY 10013
TEL: 212 924 5060 FAX: 212 924 5858

STRUCTURAL ENGINEER:
WSP PARSONS BRINCKERHOFF
ONE PENN PLAZA, 4TH FLOOR
NEW YORK, NY 10119
TEL: 212 687 9888

MEP/FP/IT ENGINEER:
MGE ENGINEERING
116 WEST 32ND STREET, 12TH FLOOR
NEW YORK, NY 10001
TEL: 212 643 9055

GEOTECH CIVIL ENGINEER:
LANGAN ENGINEERING
300 KIMBALL DRIVE, 4TH FLOOR
PARSIPPANY, NJ 07054
TEL: 973 560 4900

VERTICAL TRANSPORT CONSULTANT:
VIDARIS, INC.
120 EAGLE ROCK AVENUE, SUITE 310
EAST HANOVER, NJ 07936
TEL: 973 994 9220

ENCLOSURE CONSULTANT:
VIDARIS, INC.
360 PARK AVENUE SOUTH, 15TH FLOOR
NEW YORK, NY 10010
TEL: 212 689 5389

FAÇADE MAINTENANCE CONSULTANT:
ENTEK ENGINEERING LLC
166 AMES STREET
HACKENSACK, NJ 07601
TEL: 201 820 2801

ACOUSTICAL CONSULTANT:
CERAMI & ASSOCIATES
404 FIFTH AVENUE
NEW YORK, NY 10018
TEL: 212 616 4179

LIGHTING CONSULTANT:
ONE LUX STUDIO
158 WEST 29TH STREET, 10TH FLOOR
NEW YORK, NY 10001
TEL: 212 201 5790

SPECIFICATIONS CONSULTANT:
ROBERT SCHWARTZ & ASSOCIATES
589 EIGHTH AVENUE, 17TH FLOOR
NEW YORK, NY 10018
TEL: 212 691 3248

ENERGY MODELING CONSULTANT:
STEVEN WINTER ASSOCIATES, INC.
307 SEVENTH AVENUE, SUITE 1701
NEW YORK, NY 10001
TEL: 212 564 5800

INTERIOR DESIGN CONSULTANT:
BEERS INTERIORS
156 5TH AVENUE, PENTHOUSE 2
NEW YORK, NY 10010
TEL: 212 352 2020

NYC DEPT. OF BUILDINGS
PAA #1

ARCHITECT'S SEAL

^		
^		
^		
^		
^		
^		
^		
^		
^		
^		
^	02/24/2017	PAA #1
^	04/29/2016	DOB FOUND. PAA #1
^	04/08/2016	DOB SUBMITTAL

ISSUE NO. | **ISSUE DATE** | **DESCRIPTION**

KEY PLAN AND NORTH SIGN
IF THIS DRAWING IS NOT 42" X 30" IT IS A REDUCED PRINT:
REFER TO GRAPHIC SCALE

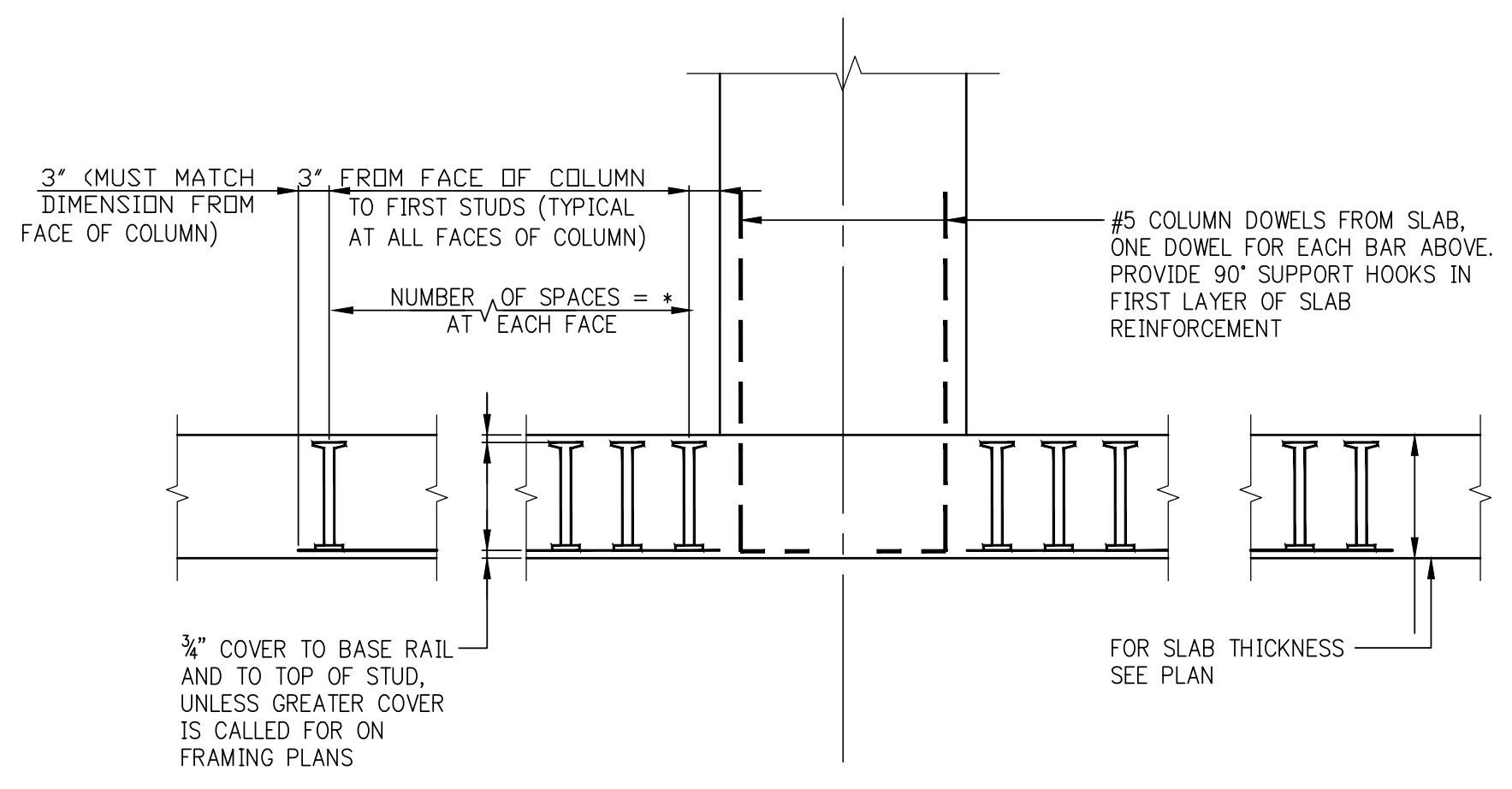
SCALE | N.T.S.

TYPICAL COLUMN DETAILS

SHEET TITLE:
S-951.02

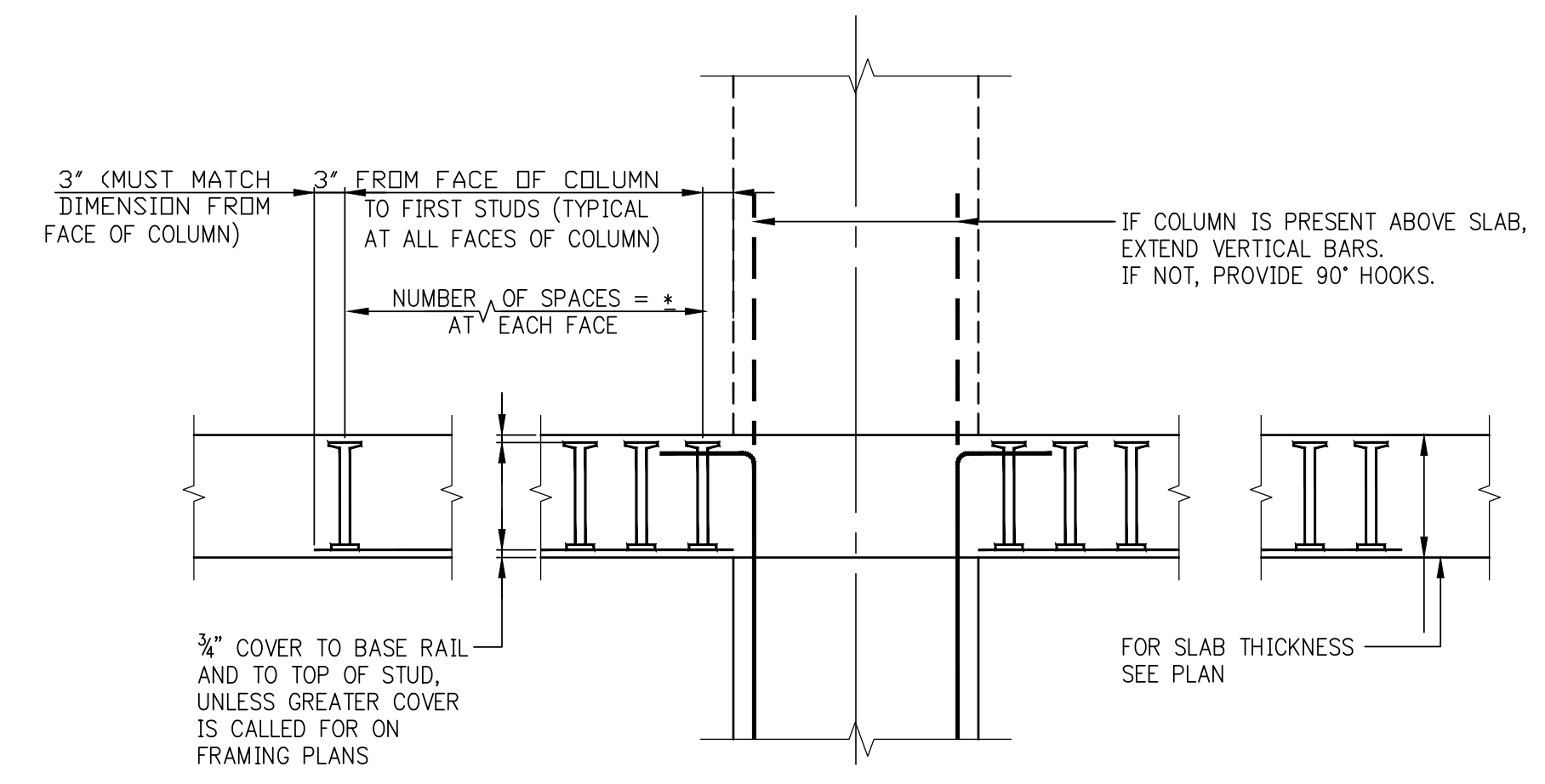
SHEET NUMBER:
1490153

© 2016 RAFAEL VIÑOLY ARCHITECTS



STUDRAIL SLAB SHEAR REINFORCEMENT AT COLUMN PICKUP

- NOTES:
1. SLAB REINFORCEMENT IS NOT SHOWN, SEE PLANS.
 2. BOTTOM SLAB REINFORCEMENT WILL ALWAYS BE PRESENT IN BOTH DIRECTIONS.
 3. TOP SLAB REINFORCEMENT MAY BE PRESENT IN ONE OR BOTH DIRECTIONS, OR NOT AT ALL, DEPENDING UPON LOCATION OF COLUMN BEING PICKED UP.
 4. SLAB REINFORCEMENT IS TO BE SHIFTED LATERALLY AS REQUIRED TO MISS STUDS.

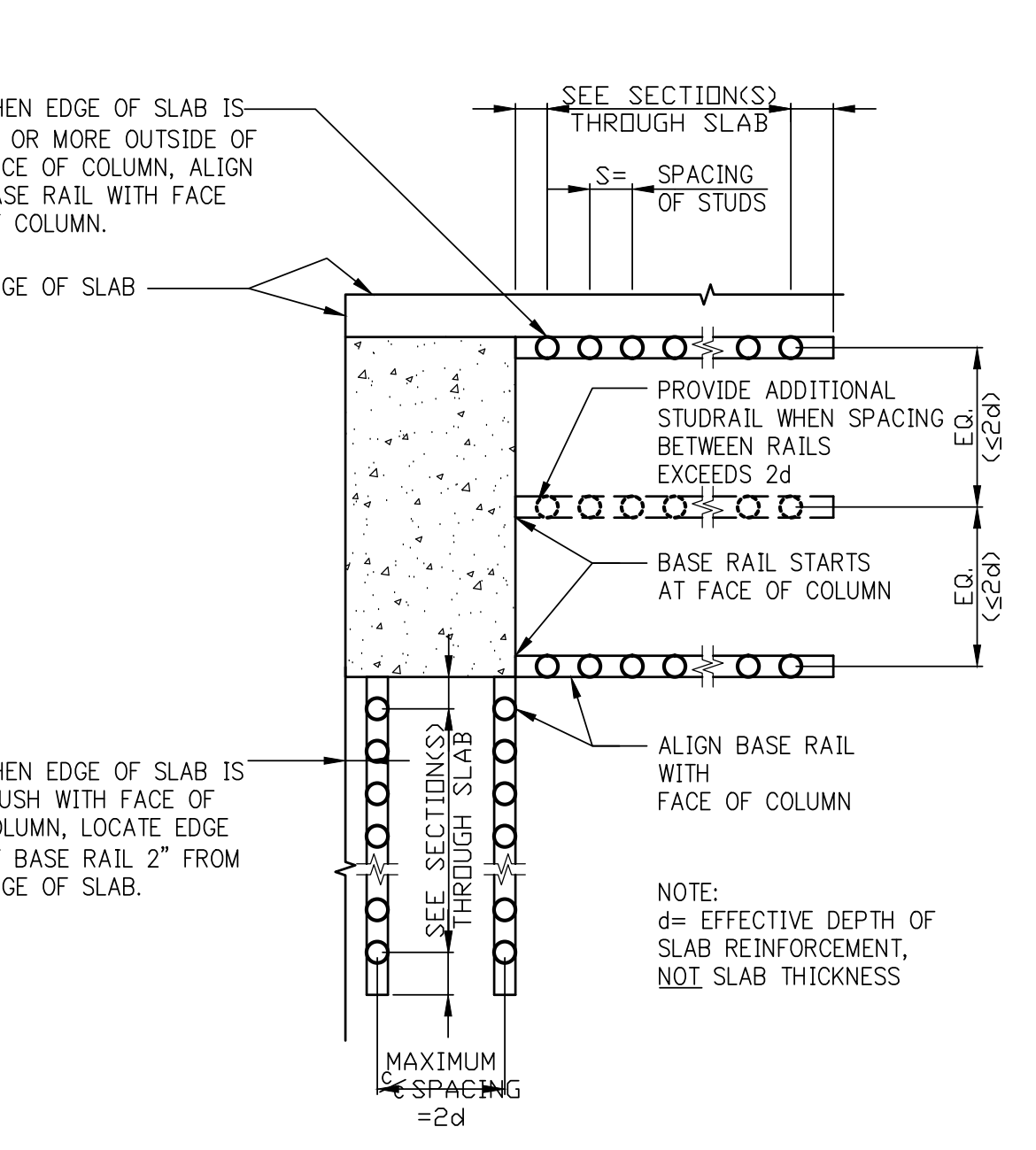


STUDRAIL SLAB SHEAR REINFORCEMENT AT SUPPORT COLUMN

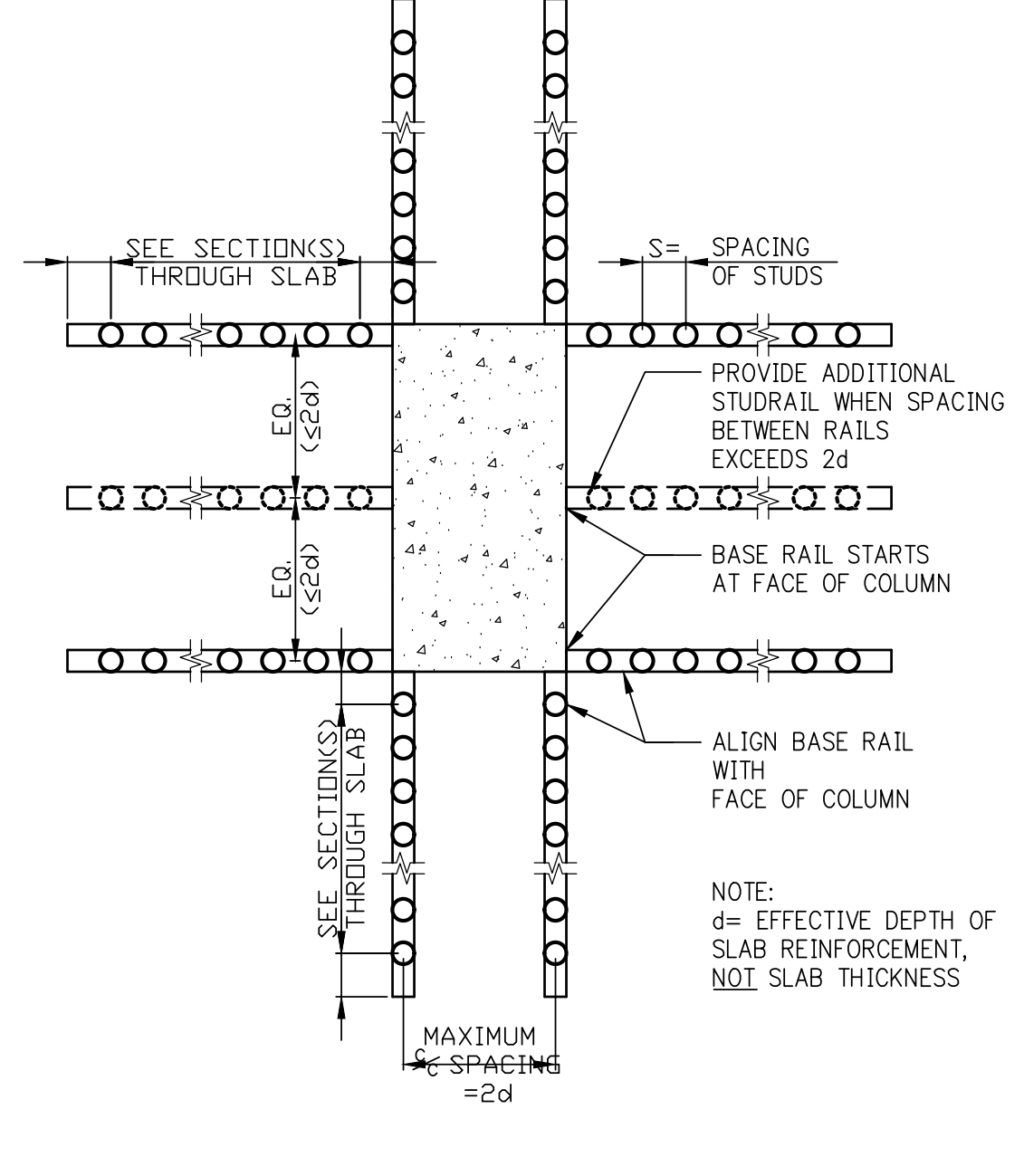
- NOTES:
1. SLAB REINFORCEMENT IS NOT SHOWN, SEE PLANS.
 2. TOP & BOTTOM SLAB REINFORCEMENT IS TO BE SHIFTED LATERALLY AS REQUIRED TO MISS STUDS.

SCHEDULE OF STUDRAIL SLAB SHEAR REINFORCEMENT AT COLUMNS

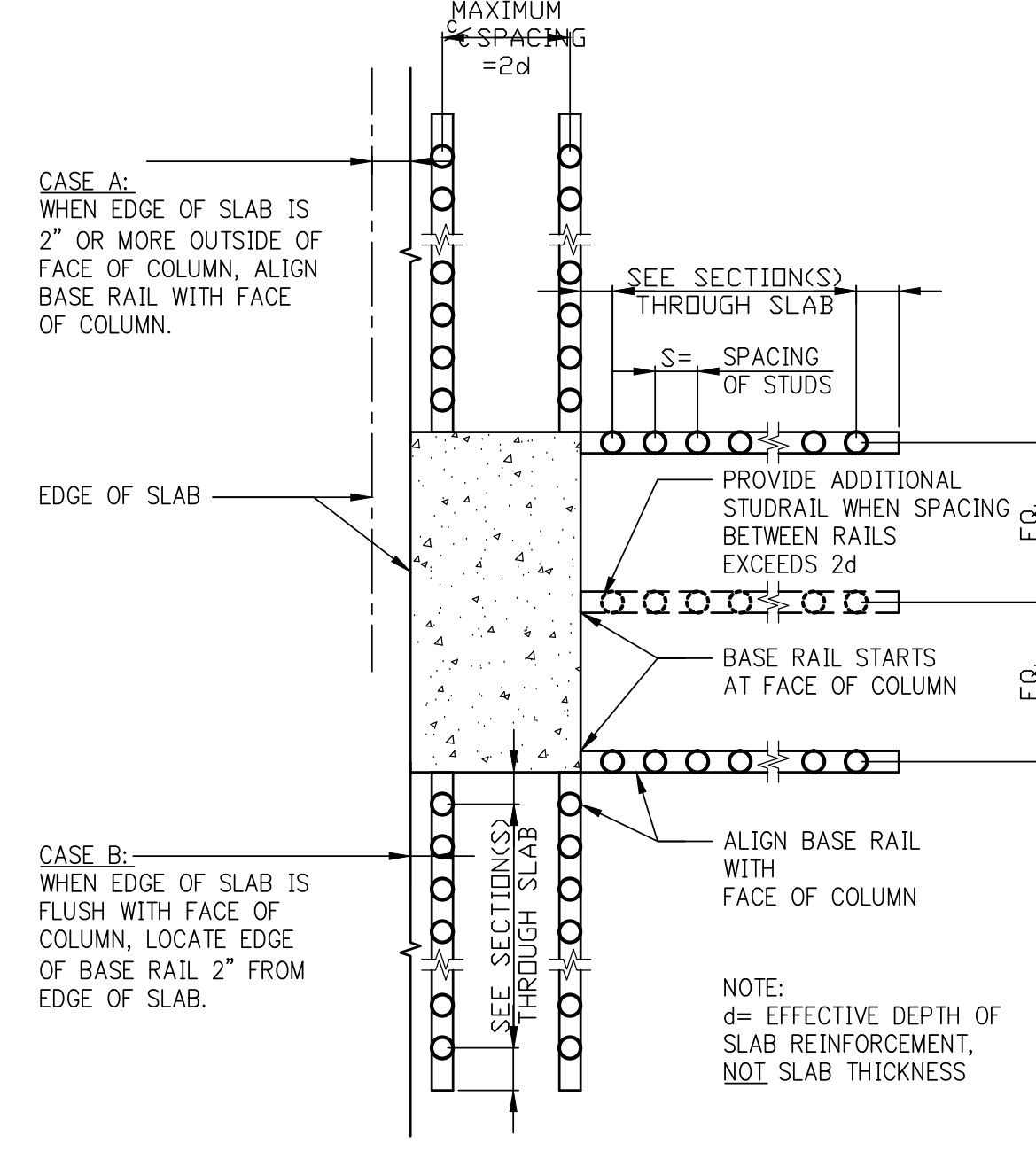
FLOOR NUMBER OR LEVEL	COLUMN NUMBER	SLAB THICKNESS 'h' (IN.)	NUMBER OF FACES REINFORCED	TOTAL NUMBER OF STUDRAILS	STUD DIAMETER (IN.)	NUMBER OF STUDS PER RAIL	STUD SPACING 'S' (IN.)	REMARKS
8 th - 25 th	3, 8, 18, 19, 20, 21	8	3	9	3/8	5	24	
29 th - 39 th	4, 9, 13, 15, 20	8	3	9	3/8	5	24	
40 th	3, 9, 20	8	3	9	3/8	5	24	
41 st	8, 21	8	3	9	3/8	5	24	
42 nd	4, 9	8	3	9	3/8	5	24	
43 rd	9, 15, 21	8	3	9	3/8	5	24	
44 th	3, 20	8	3	9	3/8	5	24	
45 th	3, 19, 22	8	3	9	3/8	5	24	
46 th	9, 20	8	3	9	3/8	5	24	
47 th	9	8	3	9	3/8	5	24	
48 th	14, 15, 16A	8	3	9	3/8	5	24	



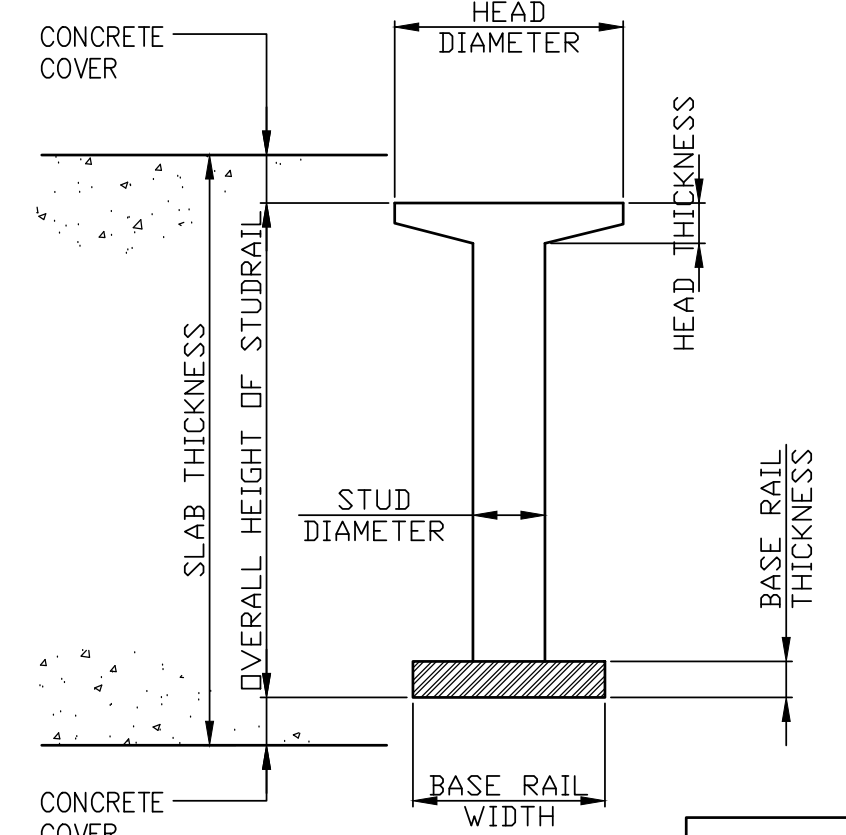
STUDRAIL LAYOUT AT CORNER COLUMN



STUDRAIL LAYOUT AT INTERIOR COLUMN



STUDRAIL LAYOUT AT EDGE COLUMN



STUDRAIL SECTION

STUD DIAMETER (INCH)	CROSS SECTIONAL AREA (INCH ²)	HEAD DIAMETER (INCH)	HEAD THICKNESS (INCH)	BASE RAIL WIDTH (INCH)	BASE RAIL THICKNESS (INCH)
3/8	0.11	1.19	0.21	1	3/16
1/2	0.20	1.58	0.28	1 1/4	1/4
5/8	0.31	1.98	0.35	1 3/4	3/16
3/4	0.44	2.37	0.42	2	3/8

NOTES FOR STUDRAILS:

1. SHEAR REINFORCEMENT AT THE SLAB-COLUMN CONNECTION SHALL BE STUDRAILS AS MANUFACTURED BY DECON (800-975-6990)
2. THE SHEAR STUDS USED IN THE FABRICATION OF STUDRAILS SHALL BE LOW CARBON STEEL, C1015 TO C1018 IN ACCORDANCE WITH ASTM-A1018. THE STRENGTH AND DUCTILITY REQUIREMENTS ARE:

YIELD STRENGTH:	51,000 psi MIN.
TENSILE STRENGTH:	65,000 psi MIN.
ELONGATION IN 2 IN.:	20% MIN.
REDUCTION OF AREA:	50% MIN.
3. RAILS USED IN STUDRAILS SHALL BE LOW CARBON STEEL WITH THE FOLLOWING STRENGTH AND DUCTILITY REQUIREMENTS, IN ACCORDANCE WITH ASTM-A1044:

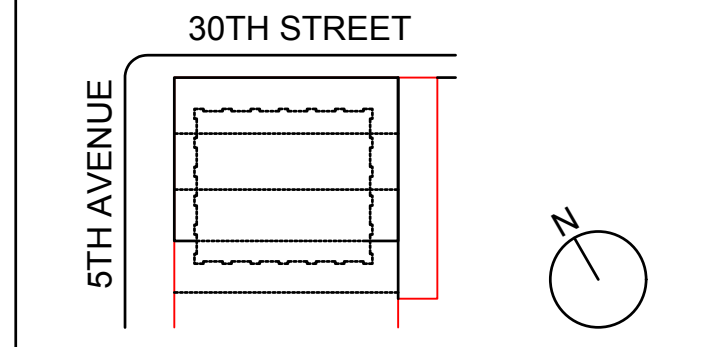
YIELD STRENGTH:	44,000 psi MIN.
TENSILE STRENGTH:	65,000 psi MIN.
ELONGATION IN 8 IN.:	20% MIN.
4. THE STUDS SHALL BE WELDED IN ACCORDANCE WITH AWS D.1.1, INCLUDING THE PROVISIONS FOR PRODUCTION CONTROL AND FABRICATION AND VERIFICATION REQUIREMENTS.
5. THE OVERALL HEIGHT OF THE STUDRAIL IS DEPENDENT ON THE SLAB THICKNESS AND THE REQUIRED CONCRETE COVER. THE AREA OF THE STUD HEAD SHALL BE 10 TIMES THE STEM AREA. THE BASE RAIL PROFILE SHALL BE AS SHOWN IN THE TABLE ON THIS DRAWING.

277

Fifth Avenue
NEW YORK, NY

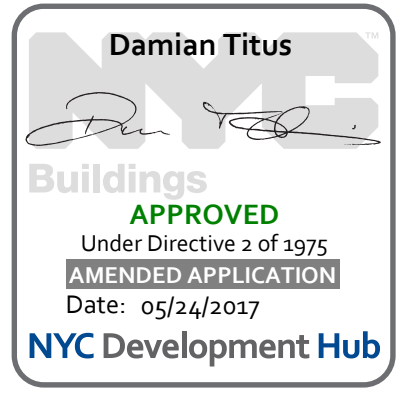
- OWNER:
VICTOR NOMAD LLC
- CONSTRUCTION MANAGER:
LEND LEASE
200 PARK AVENUE 8TH FLOOR
NEW YORK, NY 10166
TEL: 212 592 6700
- ARCHITECT:
RAFAEL VIÑOLY ARCHITECTS PC
50 VANDAM STREET
NEW YORK, NY 10013
TEL: 212 924 5060 FAX: 212 924 5858
- STRUCTURAL ENGINEER:
WSP PARSONS BRINCKERHOFF
ONE PENN PLAZA, 4TH FLOOR
NEW YORK, NY 10119
TEL: 212 687 9888
- MEP/FP/IT ENGINEER:
MGE ENGINEERING
116 WEST 32ND STREET, 12TH FLOOR
NEW YORK, NY 10001
TEL: 212 643 9055
- GEOTECH CIVIL ENGINEER:
LANGAN ENGINEERING
300 KIMBALL DRIVE, 4TH FLOOR
PARSIPPANY, NJ, 07054
TEL: 973 560 4900
- VERTICAL TRANSPORT CONSULTANT:
VAN DEUSEN & ASSOCIATES
120 EAGLE ROCK AVENUE, SUITE 310
EAST HANOVER, NJ, 07936
TEL: 973 994 9220
- ENCLOSURE CONSULTANT:
VIDARIS, INC.
360 PARK AVENUE SOUTH, 15TH FLOOR
NEW YORK, NY, 10010
TEL: 212 689 5389
- FAÇADE MAINTENANCE CONSULTANT:
ENTEK ENGINEERING LLC
166 AMES STREET
HACKENSACK, NJ, 07601
TEL: 201 820 2801
- ACOUSTICAL CONSULTANT:
CERAMI & ASSOCIATES
404 FIFTH AVENUE
NEW YORK, NY, 10018
TEL: 212 616 4179
- LIGHTING CONSULTANT:
ONE LUX STUDIO
158 WEST 29TH STREET, 10TH FLOOR
NEW YORK, NY, 10001
TEL: 212 201 5790
- SPECIFICATIONS CONSULTANT:
ROBERT SCHWARTZ & ASSOCIATES
589 EIGHTH AVENUE, 17TH FLOOR
NEW YORK, NY, 10018
TEL: 212 691 3248
- ENERGY MODELING CONSULTANT:
STEVEN WINTER ASSOCIATES, INC
307 SEVENTH AVENUE, SUITE 1701
NEW YORK, NY, 10001
TEL: 212 564 5800
- INTERIOR DESIGN CONSULTANT:
BEERS INTERIORS
156 5TH AVENUE, PENTHOUSE 2
NEW YORK, NY, 10010
TEL: 212 352 2020
- NYC DEPT. OF BUILDINGS
PAA #1

ARCHITECT'S SEAL		
^	_____	_____
^	_____	_____
^	_____	_____
^	_____	_____
^	_____	_____
^	_____	_____
^	_____	_____
^	_____	_____
^	_____	_____
^	_____	_____
^	_____	_____
^	_____	_____



KEY PLAN AND NORTH SIGN
IF THIS DRAWING IS NOT 42" X 30" IT IS A REDUCED PRINT.
REFER TO GRAPHIC SCALE

SCALE _____ N.T.S.



TYPICAL STUDRAIL DETAILS

SHEET TITLE:
S-952.00

SHEET NUMBER:
1490153

© 2016 RAFAEL VINOLY ARCHITECTS

1 2 3 4 5 6

277
Fifth Avenue
NEW YORK, NY

OWNER:
VICTOR NOMAD LLC

CONSTRUCTION MANAGER:
LEND LEASE
200 PARK AVENUE 9TH FLOOR
NEW YORK, NY 10168
TEL: 212 592 6700

ARCHITECT:
RAFAEL VINOLY ARCHITECTS PC
50 VANDMAN STREET
NEW YORK, NY 10013
TEL: 212 924 5060 FAX: 212 924 5858

STRUCTURAL ENGINEER:
WSP PARSONS BRINCKERHOFF
ONE PENN PLAZA, 4TH FLOOR
NEW YORK, NY 10119
TEL: 212 687 9888

MEP/FP/IT ENGINEER:
MGE ENGINEERING
116 WEST 32ND STREET, 12TH FLOOR
NEW YORK, NY 10001
TEL: 212 643 9055

GEOTECH CIVIL ENGINEER:
LANGAN ENGINEERING
300 KIMBALL DRIVE, 4TH FLOOR
PARSIPPANY, NJ 07054
TEL: 973 560 4900

VERTICAL TRANSPORT CONSULTANT:
VAN DEUSEN & ASSOCIATES
120 EAGLE ROCK AVENUE, SUITE 310
EAST HANOVER, NJ 07936
TEL: 973 994 9220

ENCLOSURE CONSULTANT:
VIDARIS, INC
360 PARK AVENUE SOUTH, 15TH FLOOR
NEW YORK, NY 10010
TEL: 212 689 5389

FACADE MAINTENANCE CONSULTANT:
ENTEK ENGINEERING LLC
166 AMES STREET
HACKENSACK, NJ 07601
TEL: 201 820 2801

ACOUSTICAL CONSULTANT:
CERAMI & ASSOCIATES
404 FIFTH AVENUE
NEW YORK, NY 10018
TEL: 212 616 4179

LIGHTING CONSULTANT:
ONE LUX STUDIO
158 WEST 29TH STREET, 10TH FLOOR
NEW YORK, NY 10001
TEL: 212 201 5790

SPECIFICATIONS CONSULTANT:
ROBERT SCHWARTZ & ASSOCIATES
589 EIGHTH AVENUE, 17TH FLOOR
NEW YORK, NY 10018
TEL: 212 691 3248

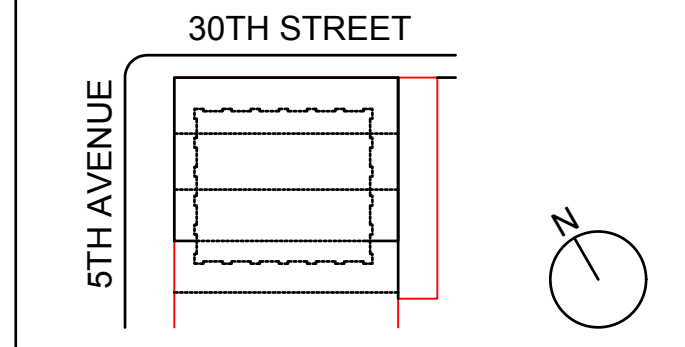
ENERGY MODELING CONSULTANT:
STEVEN WINTER ASSOCIATES, INC
307 SEVENTH AVENUE, SUITE 1701
NEW YORK, NY 10001
TEL: 212 564 5800

INTERIOR DESIGN CONSULTANT:
BEERS INTERIORS
156 5TH AVENUE, PENTHOUSE 2
NEW YORK, NY 10010
TEL: 212 352 2020

NYC DEPT. OF BUILDINGS
PAA #1

ARCHITECT'S SEAL

^		
02/24/2017	PAA #1	
04/08/2016	DOB SUBMITTAL	
ISSUE NO.	DATE	DESCRIPTION



KEY PLAN AND NORTH SIGN
IF THIS DRAWING IS NOT 42" X 30" IT IS A REDUCED PRINT.
REFER TO GRAPHIC SCALE

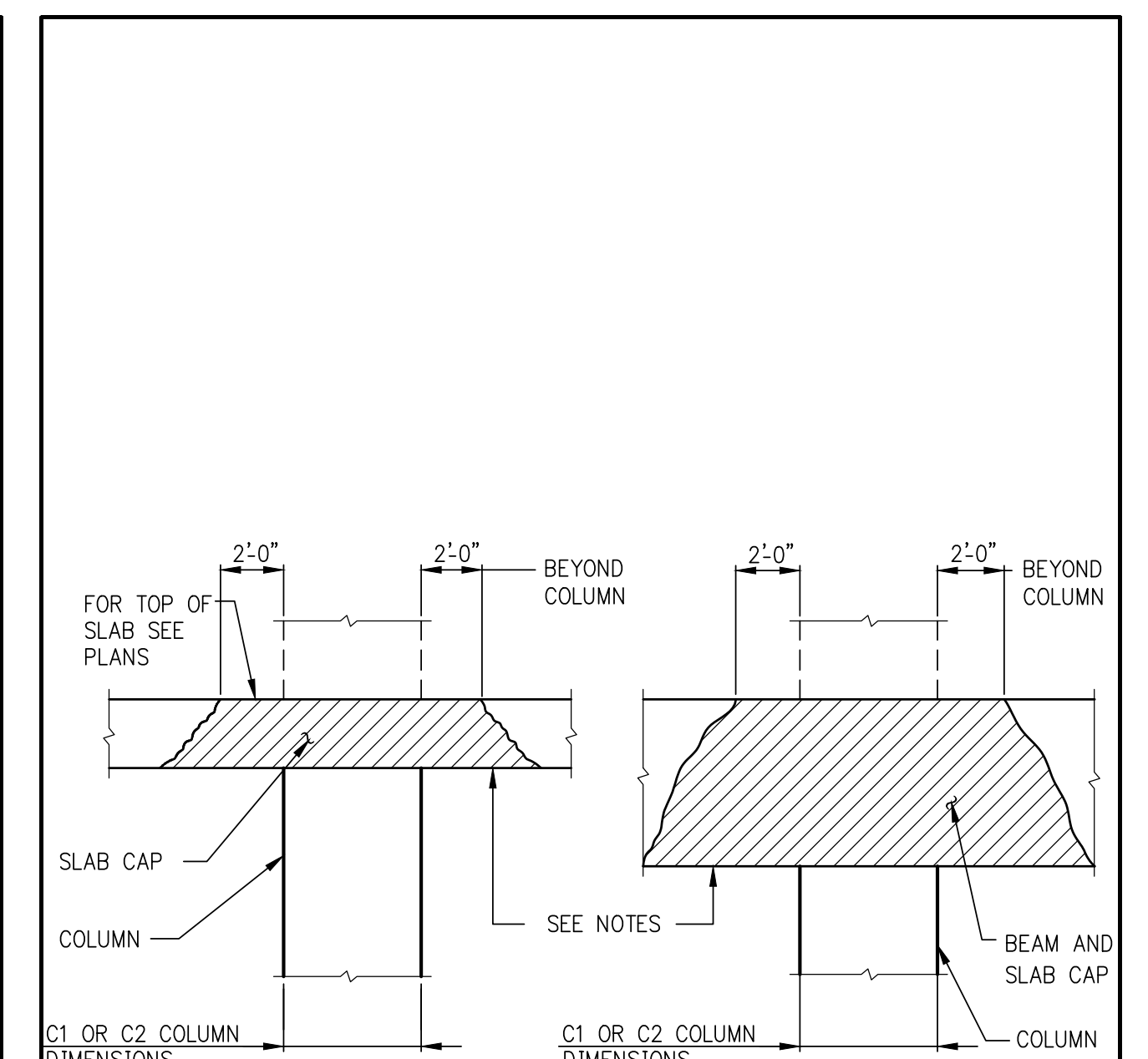
SCALE: N.T.S.

TYPICAL SUPERSTRUCTURE DETAILS 2

SHEET TITLE:

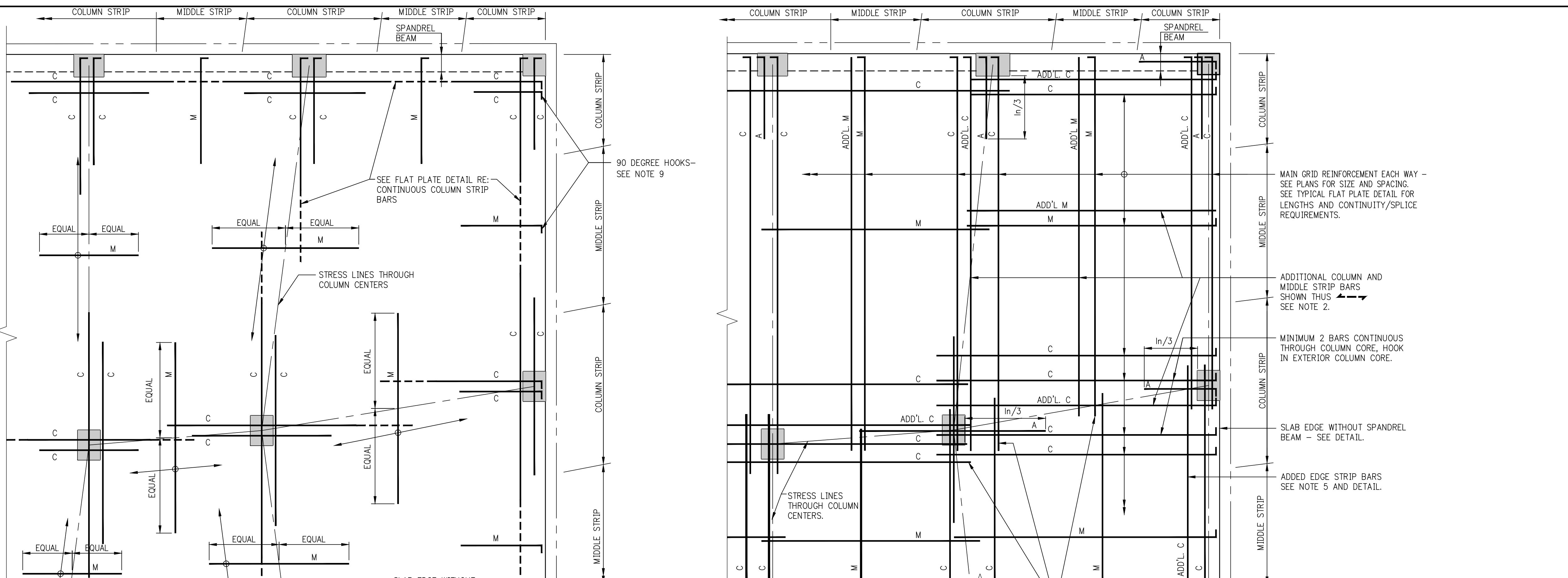
S-961.01

SHEET NUMBER: 1490153

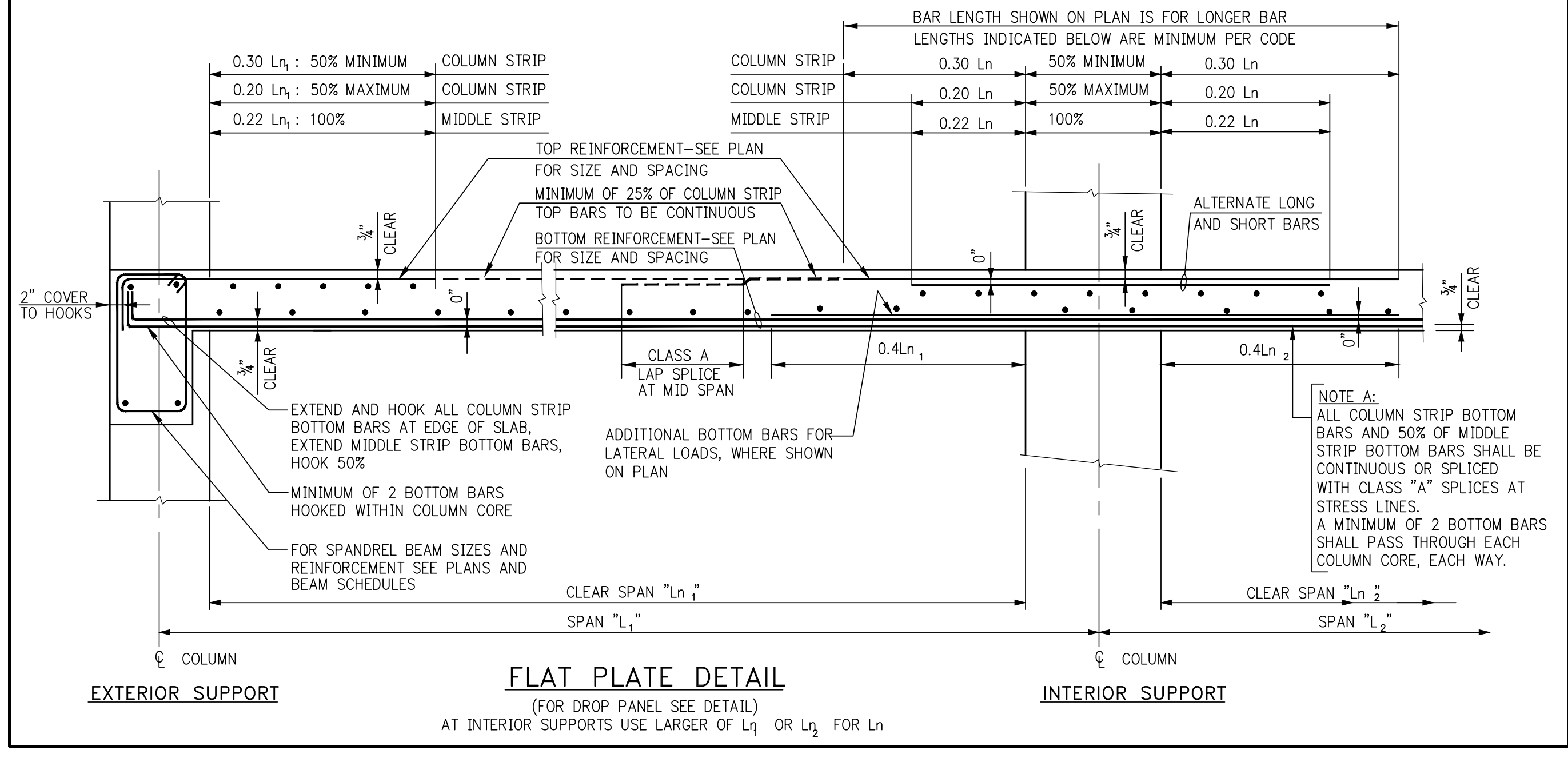


BEAM AND SLAB CONCRETE PLACEMENT AT HIGH STRENGTH CONCRETE COLUMN OR WALL

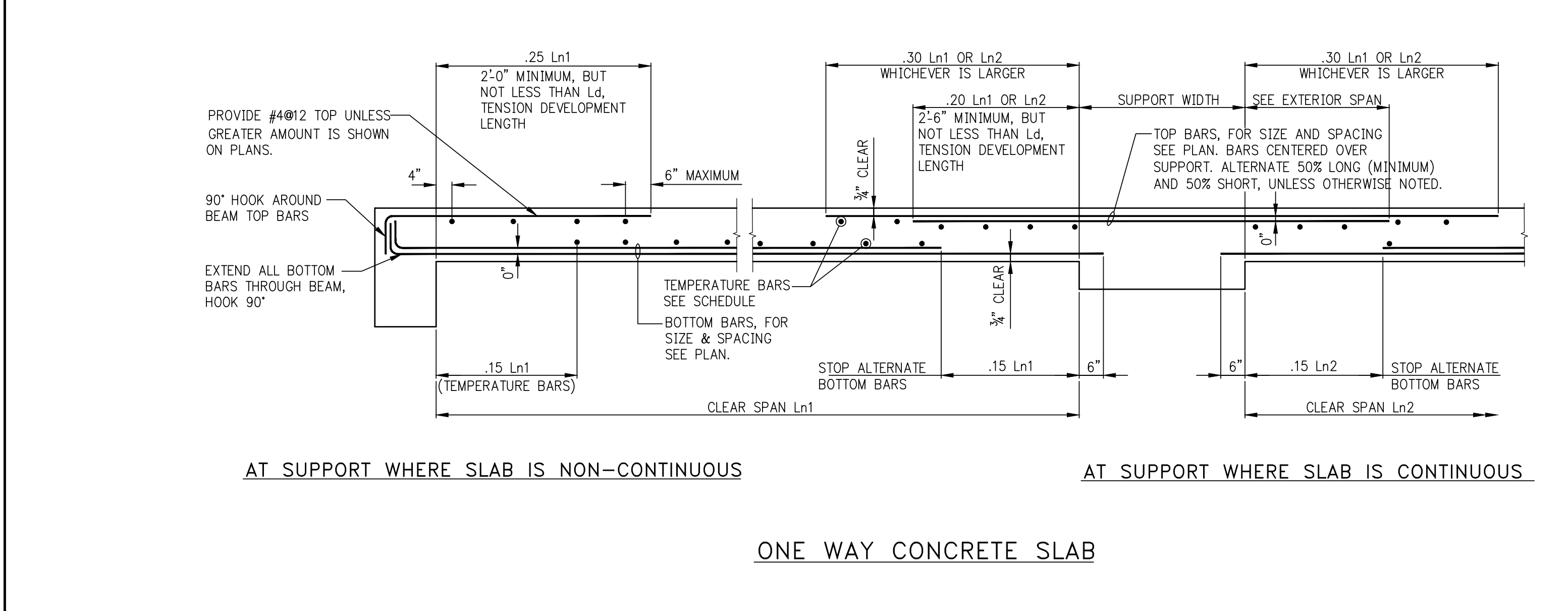
- NOTES:
- IN CONFORMANCE WITH 10.13 OF ACI 318-89 (10.15 IN 2002 CODE), USE THIS DETAIL WHEN THE SPECIFIED CONCRETE STRENGTH IN COLUMN/WALL IS GREATER THAN 1.4 TIMES THAT SPECIFIED FOR THE FLOOR SYSTEM.
 - CAP SHALL BE NORMAL-WEIGHT STONE CONCRETE, EQUAL IN STRENGTH TO THAT SPECIFIED FOR THE COLUMN/WALL. CAP SHALL EXTEND BEYOND COLUMN/WALL IN ALL DIRECTIONS AS SHOWN ABOVE.
 - CAP CONCRETE SHALL NOT BE PLACED OVER THE COLUMN/WALL UNTIL COLUMN/WALL CONCRETE IS NO LONGER PLASTIC, BUT IN NO CASE LESS THAN TWO HOURS AFTER COLUMN/WALL CONCRETE PLACEMENT HAS BEEN COMPLETED.
 - THE BALANCE OF CONCRETE IN SLAB AND BEAMS SHALL BE PLACED WHILE CAP CONCRETE IS STILL IN A WORKABLE PLASTIC CONDITION, BEFORE INITIAL SET. RETEMPERING OF CONCRETE WILL NOT BE PERMITTED.
 - IN LIEU OF PLACING TWO DIFFERENT STRENGTHS OF CONCRETE WITHIN THE SAME FLOOR SYSTEM, THE CONTRACTOR MAY ELECT (AT NO ADDITIONAL COST TO THE OWNER) TO PLACE ONE STRENGTH THROUGHOUT THE ENTIRE FLOOR. THE MINIMUM FLOOR CONCRETE STRENGTH REQUIRED BY ACI CODE WOULD BE 0.72 TIMES THE SPECIFIED STRENGTH OF CONCRETE IN THE COLUMNS/WALLS, UP TO 10,000 PSI COLUMN/WALL CONCRETE.
 - WHEN COLUMN/WALL CONCRETE STRENGTH EXCEEDS 10,000 PSI, THE CAP DETAILS SHOWN ABOVE MUST BE FOLLOWED, USING CAPS OF SAME CONCRETE STRENGTH AS IN COLUMNS/WALLS, AND THE STRENGTH SPECIFIED ON THE DRAWINGS FOR THE BALANCE OF THE FLOOR SYSTEM.



- NOTES FOR TOP REINFORCEMENT
- 'C' DENOTES COLUMN STRIP BARS (LONG AND SHORT BARS ARE ALTERNATED). 'M' DENOTES MIDDLE STRIP BARS.
 - FOR SIZE, SPACING, NUMBER, ETC. OF REINFORCING BARS, SEE FRAMING PLANS.
 - WHERE COLUMN STRIP BAR LENGTHS ARE SHOWN ON FRAMING PLANS THEY ARE FOR LONGER BARS, WHICH ARE TO BE ALTERNATED WITH SHORTER BARS. SEE TYPICAL FLAT PLATE DETAIL.
 - COLUMN STRIP BARS ARE TO BE CENTERED OVER COLUMNS UNLESS OTHERWISE INDICATED ON PLANS.
 - MIDDLE STRIP BARS ARE TO BE CENTERED OVER STRESS LINES UNLESS OTHERWISE INDICATED ON PLANS.
 - MIDDLE STRIP BARS ARE TO BE SPACED AS SHOWN ON PLANS. FIRST BAR IS TO BE LOCATED A DISTANCE FROM LAST COLUMN STRIP BAR NOT TO EXCEED MIDDLE STRIP BAR SPACING.
 - COLUMN STRIP BARS PARALLEL TO SPANDREL BEAMS ARE TO HAVE FIRST BAR LOCATED AT ONE-HALF SCHEDULED SPACING FROM INSIDE FACE OF BEAM, SIX INCHES MAXIMUM.
 - AT SLAB EDGES WITHOUT SPANDREL BEAMS, SEE TYPICAL DETAIL FOR ADDITIONAL CONTINUOUS EDGE BARS AND FOR COLUMN STRIP BAR PLACEMENT PARALLEL TO SLAB EDGE.
 - PROVIDE 90 DEGREE HOOK AT EVERY DISCONTINUOUS TOP BAR, COLUMN AND MIDDLE STRIPS, AT EDGE OF SLAB, WITH OR WITHOUT SPANDREL BEAMS (2" CLEAR COVER TO HOOK).
- NOTES FOR BOTTOM REINFORCEMENT
- 'C' DENOTES A COLUMN STRIP BAR, PART OF MAIN GRID. 'ADD'L C' DENOTES COLUMN STRIP BARS ADDITIONAL TO MAIN GRID BARS. 'M' DENOTES A MIDDLE STRIP BAR, PART OF MAIN GRID. 'ADD'L M' DENOTES MIDDLE STRIP BARS ADDITIONAL TO MAIN GRID BARS.
 - PLACE ADDITIONAL BARS BETWEEN MAIN GRID BARS. IN COLUMN STRIPS GROUP ABOUT STRESS LINE. IN MIDDLE STRIPS DISTRIBUTE THROUGHOUT STRIP.
 - ALL COLUMN STRIP BOTTOM BARS ARE TO BE HOOKED 90° AT EDGES OF SLAB OR AT SLAB OPENINGS, OR AT OTHER DISCONTINUITIES.
 - MIDDLE STRIP BOTTOM BARS ARE TO EXTEND TO EDGE OF SLAB WHERE 50% OF BARS ARE TO BE HOOKED.
 - IN EDGE STRIP WITHOUT SPANDREL BEAMS START ADDITIONAL BARS TWO INCHES FROM CONTINUOUS EDGE BARS - SEE TYPICAL DETAIL AT EDGE OF SLAB.
 - A DENOTES 2-#5 ADD'L BOTT. @ COL.

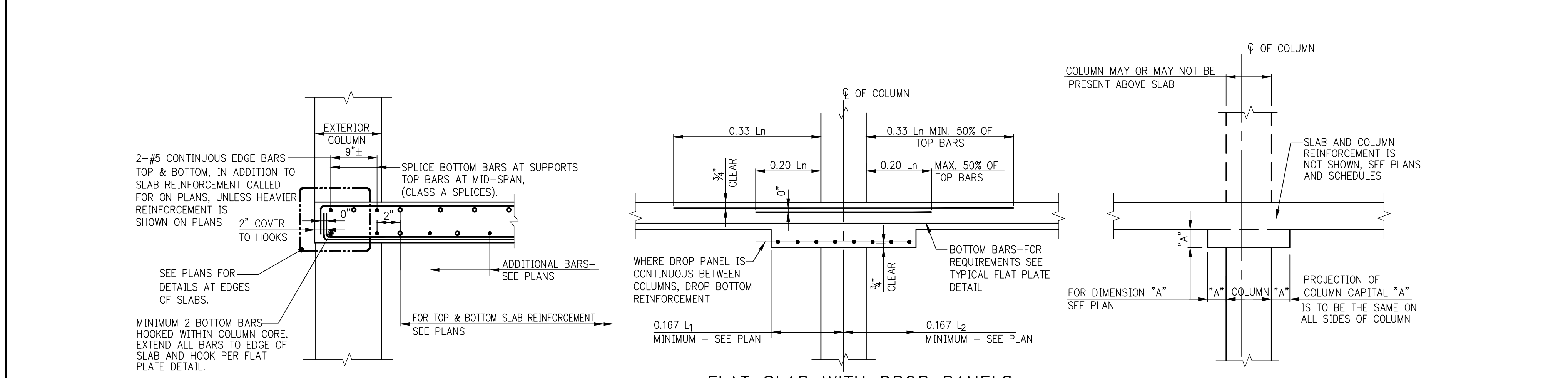


FLAT PLATE DETAIL (FOR DROP PANEL SEE DETAIL) AT INTERIOR SUPPORTS USE LARGER OF L_n OR L_2 FOR L_n



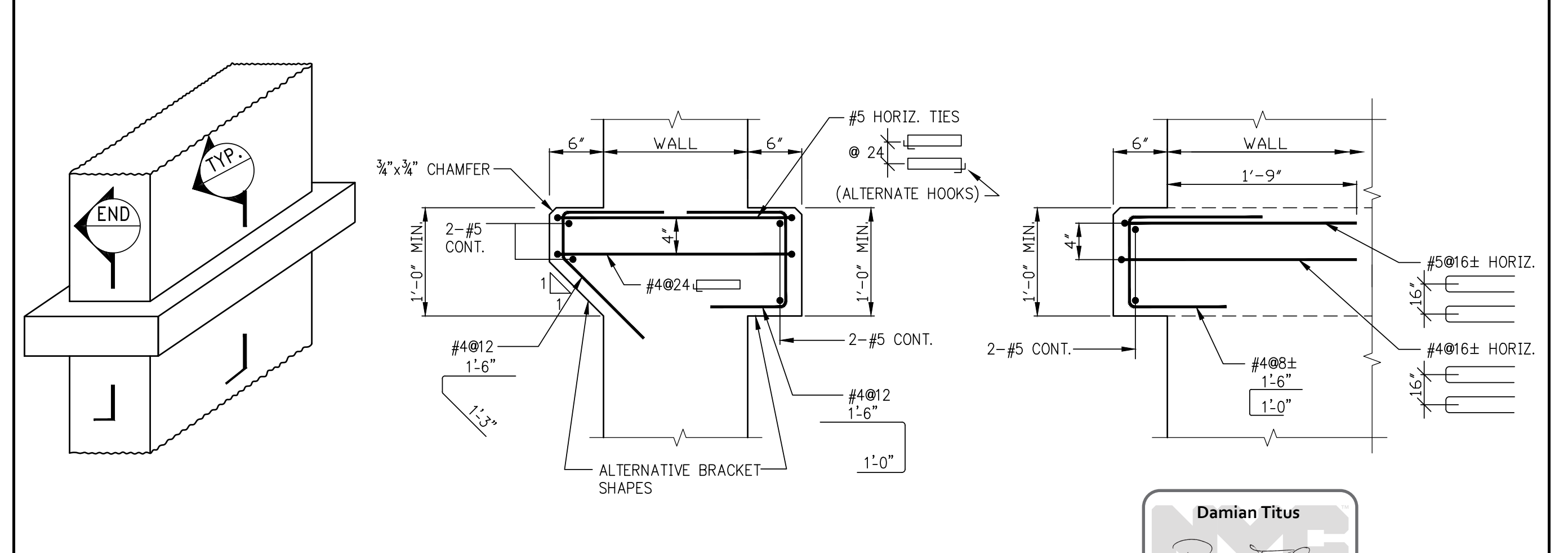
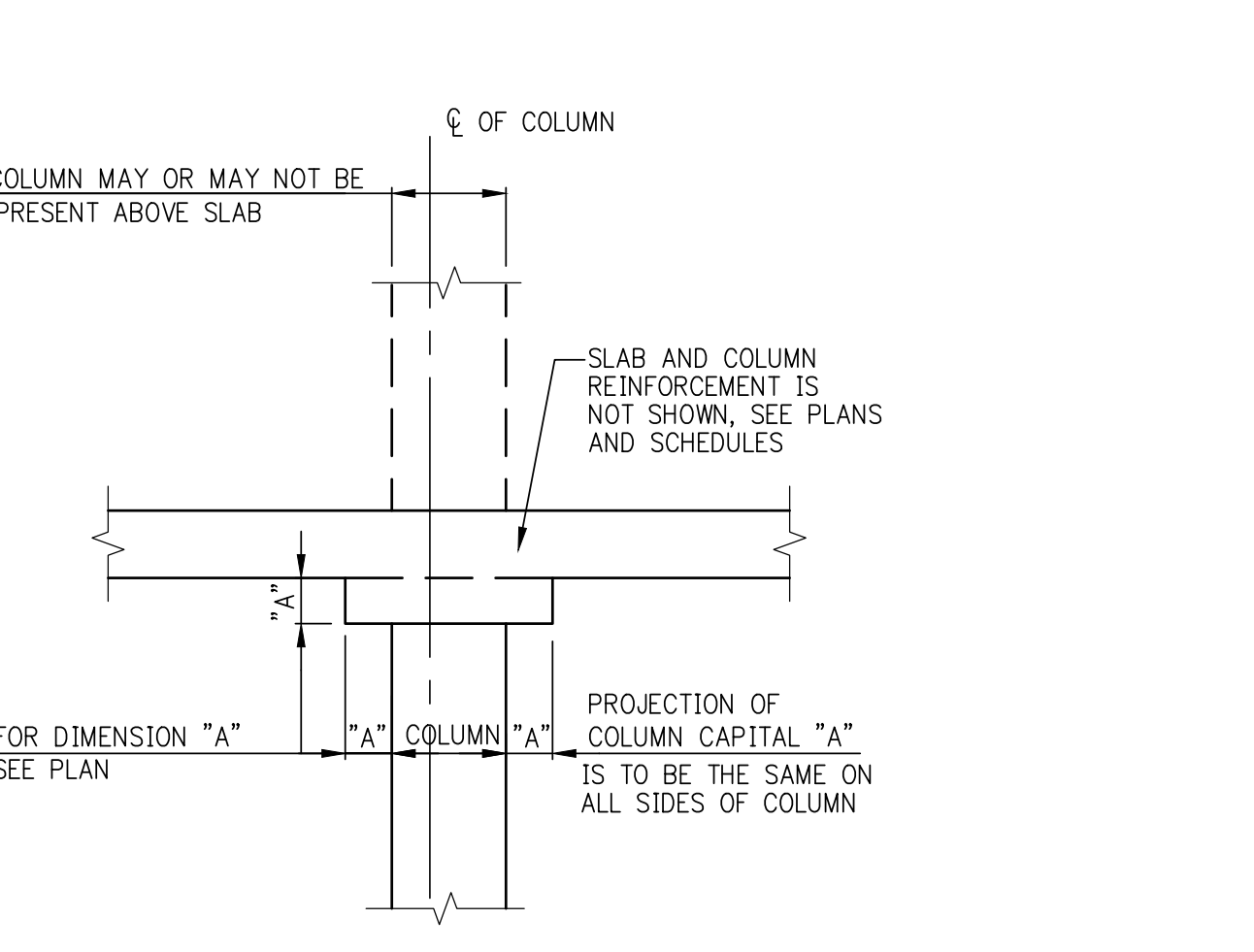
ONE WAY CONCRETE SLAB

MINIMUM TEMPERATURE REINFORCEMENT ONE WAY SLABS	
SLAB THICKNESS	MIN. TEMPERATURE REINFORCEMENT
UP TO 6"	#4@8
6" TO 7"	#4@16
7" TO 8"	#4@14
8" TO 9"	#4@12
9" TO 10"	#4@10 OR #5@15
10" TO 12"	#4@9 OR #5@14
12" TO 14"	#4@8 OR #5@12
14" TO 16"	#5@10
OVER 16"	BY DESIGNER



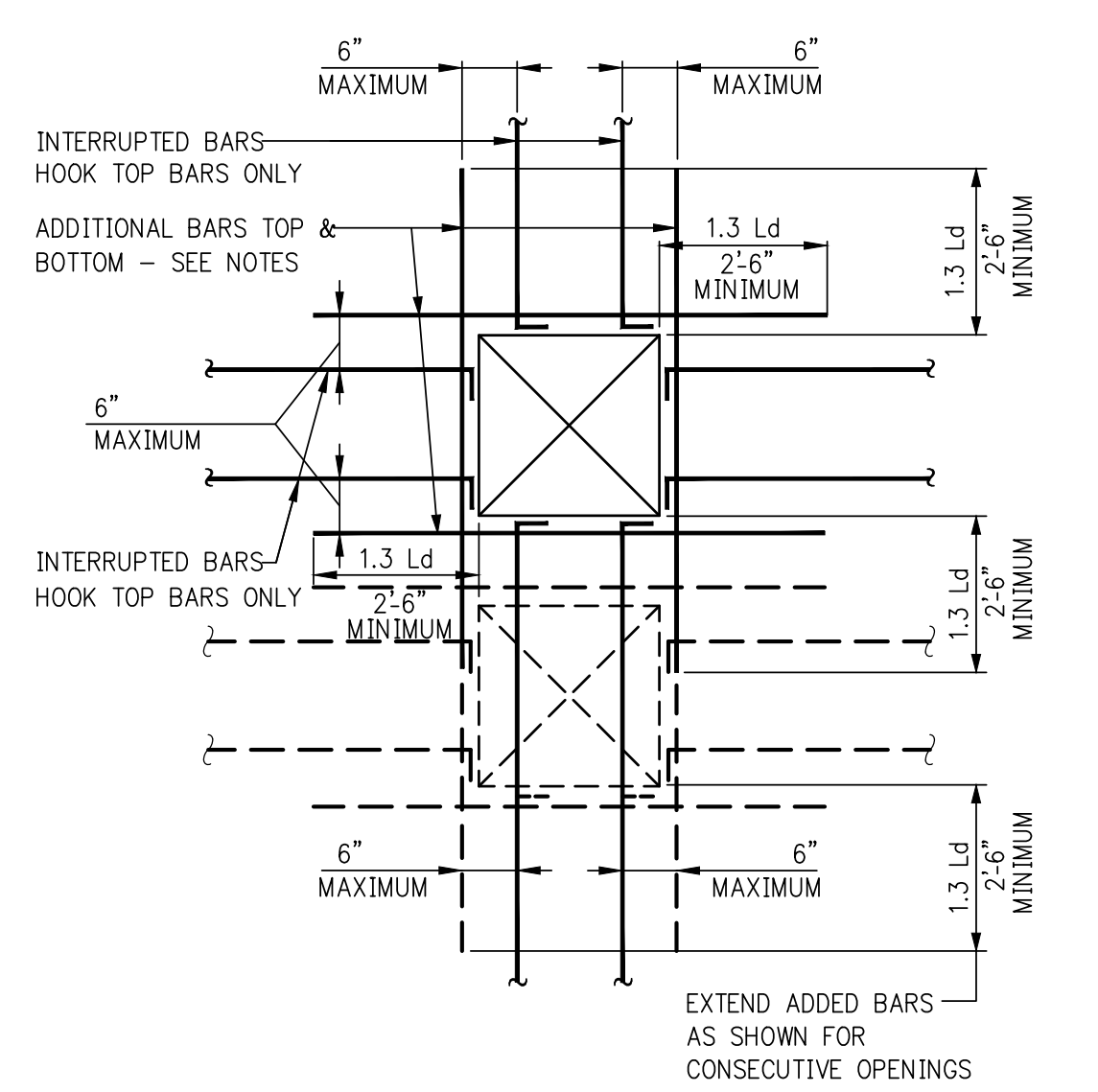
EDGE OF SLAB WITHOUT BEAM

FLAT SLAB WITH DROP PANELS AT COLUMN STRIP

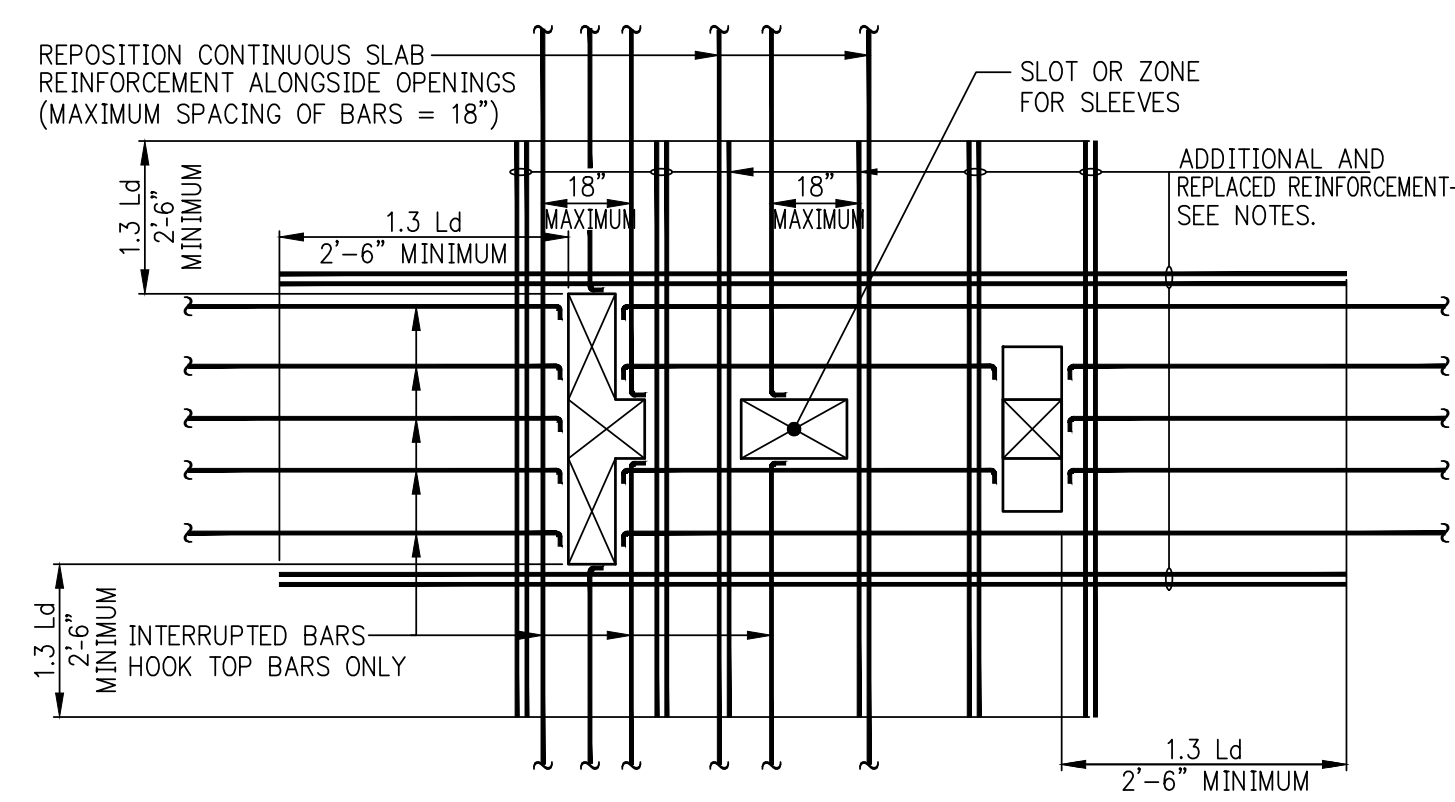


Damian Titus
APPROVED
Under Directive 2 of 1975
AMENDED APPLICATION
Date: 05/24/2017
NYC Development Hub





SLAB OPENINGS AT BATHROOM

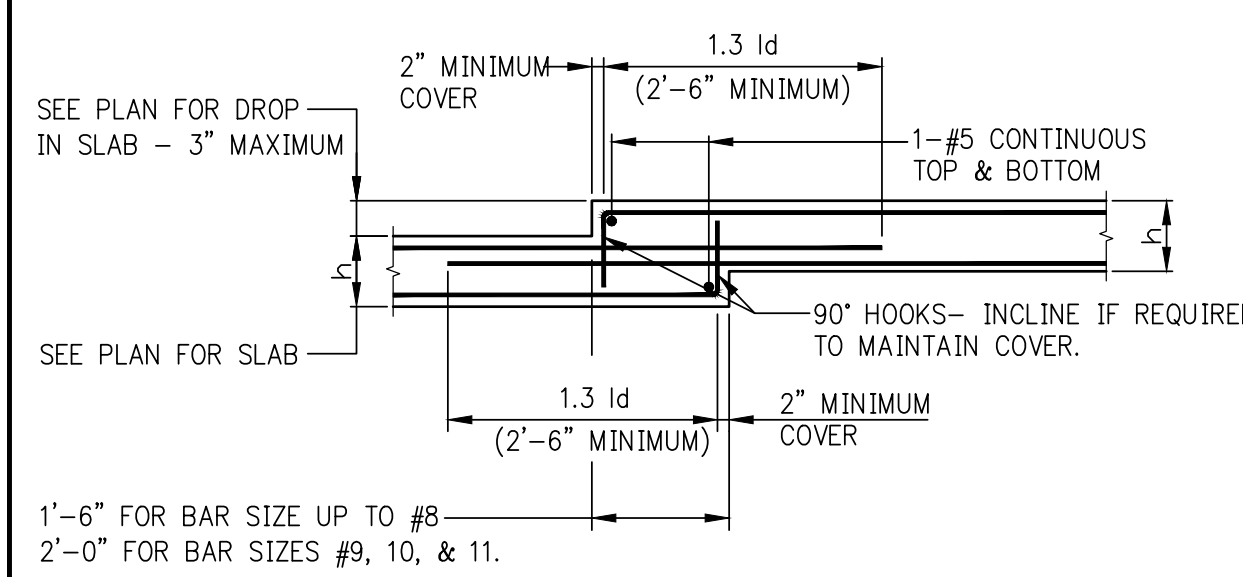


PLUMBING OPENING (SLOT) IN SLAB

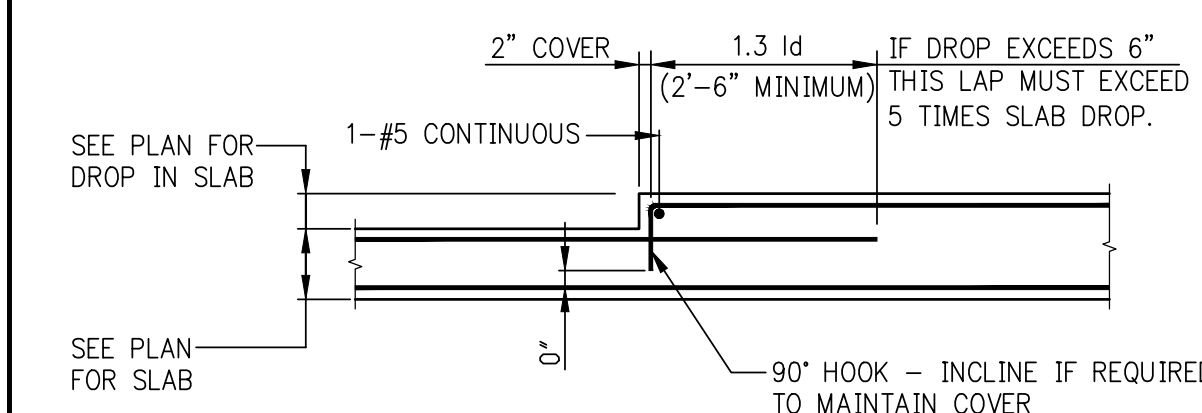
ADDED REINFORCEMENT AT OPENINGS IN FLOOR SLAB

- NOTES:**
- 1. ADDITIONAL BARS EQUAL IN AREA TO AREA OF REINFORCEMENT INTERRUPTED BY OPENING(S) SHALL BE PLACED ALONGSIDE OPENING(S), ONE HALF ON EACH SIDE (#5 MINIMUM DIAMETER), TOP AND BOTTOM.
 - 2. ADD 1-#5 TOP AND BOTTOM EACH SIDE OF OPENING, ADDITIONAL TO REPLACEMENT BARS.
 - 3. WHERE OPENINGS ARE NEAR OR AGAINST EXTERIOR BEAMS OR COLUMNS AND ADDED REINFORCEMENT CAN NOT BE EXTENDED AS SHOWN, HOOK EXTERIOR END.
 - 4. AT OPENINGS SMALLER THAN THE SLAB THICKNESS (10" MAXIMUM), NO ADDITIONAL REINFORCEMENT IS REQUIRED, PLACE NORMAL REINFORCEMENT ALONGSIDE OPENING.
 - 5. L_d = TENSION DEVELOPMENT LENGTH, SEE TABLES.

- NOTES:**
- 1. FOR LOCATIONS AND DIMENSIONS OF PLUMBING OPENINGS SEE MECHANICAL AND/OR ARCHITECTURAL DRAWINGS.
 - 2. FILL ALL OPENINGS WITH CONCRETE AFTER PIPING HAS BEEN INSTALLED.
 - 3. FOR SLAB REINFORCEMENT DETAILS ALONGSIDE OPENINGS SEE DETAIL OF "ADDED REINFORCEMENT AT OPENINGS IN FLOOR SLAB".
 - 4. MINIMUM REQUIREMENTS ARE SHOWN IN THESE DETAILS. SEE PLAN FOR ADDITIONAL REQUIREMENTS.

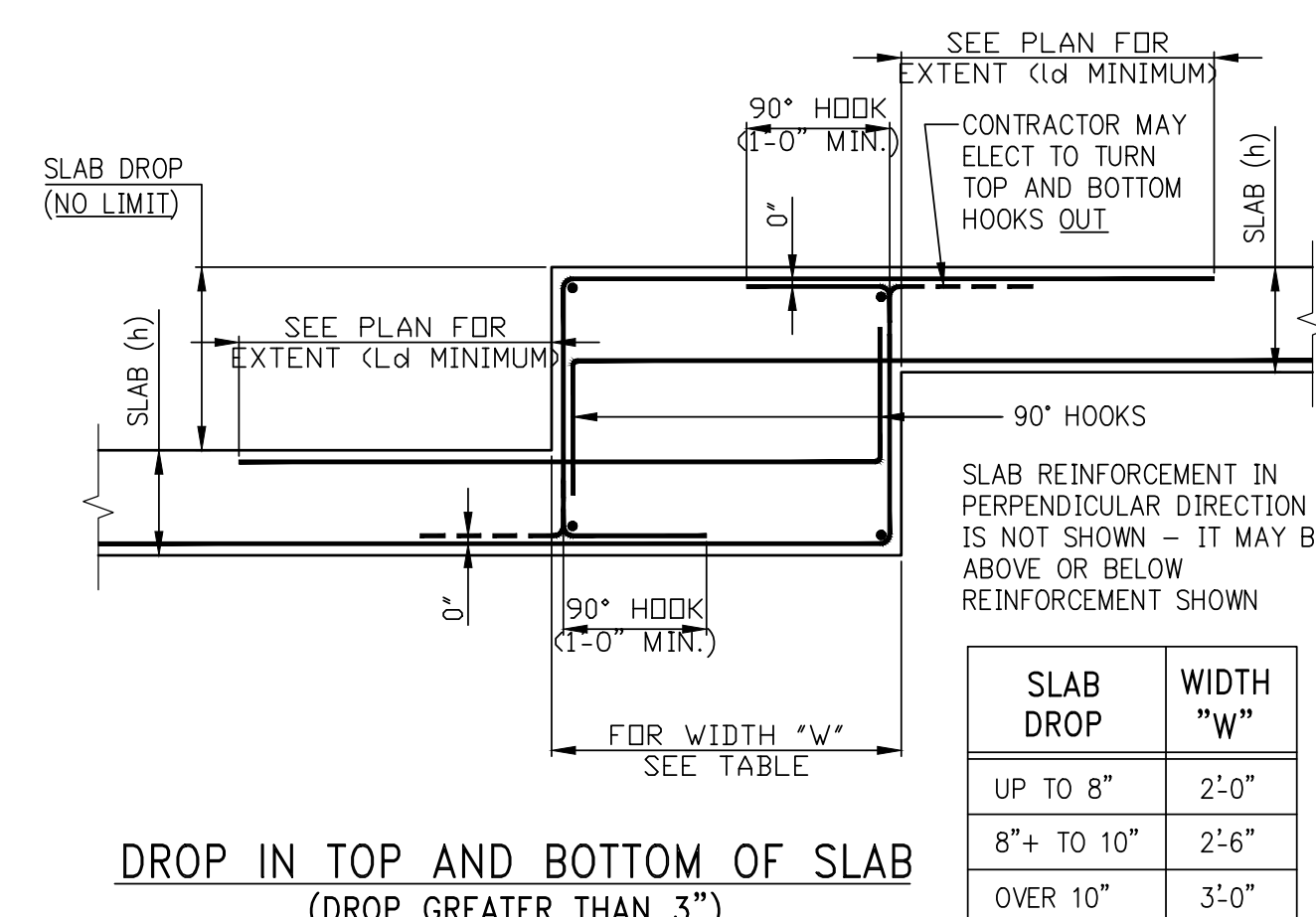


DROP IN TOP AND BOTTOM OF SLAB (MAXIMUM DROP = 3")

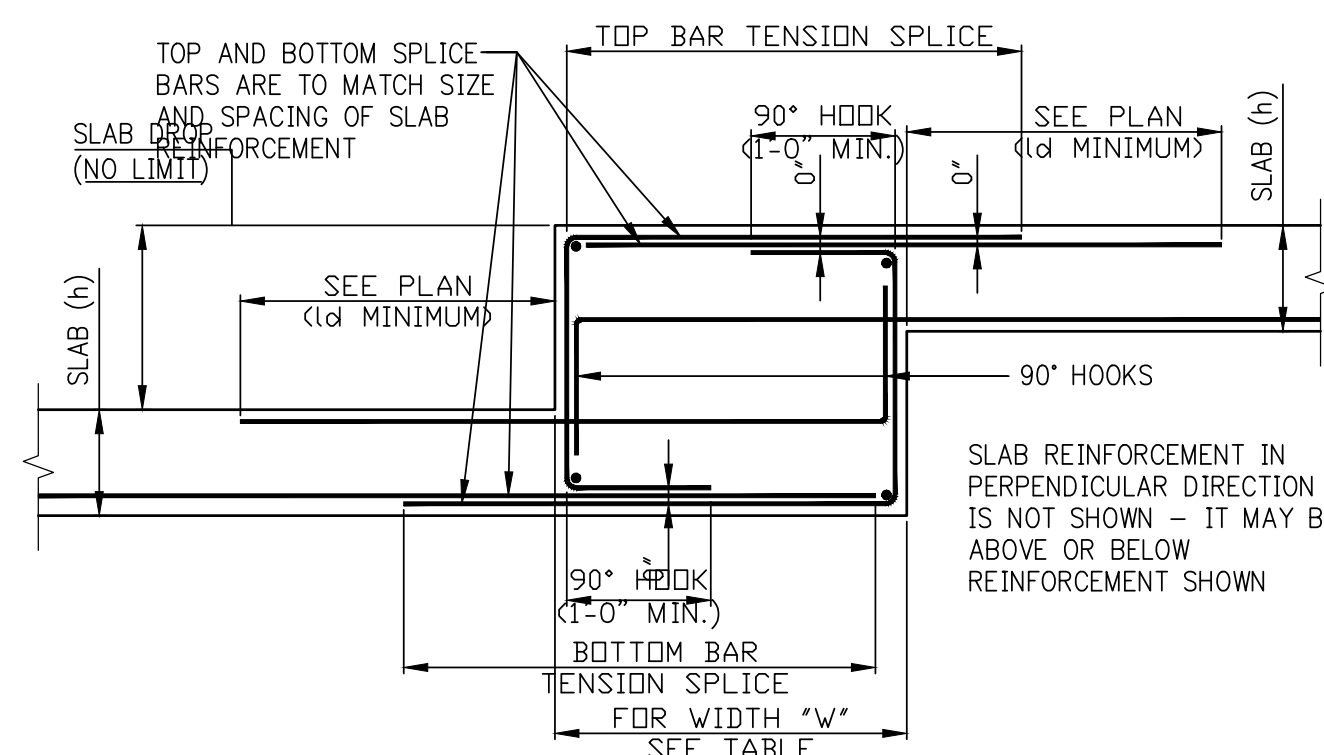


DROP IN TOP OF SLAB

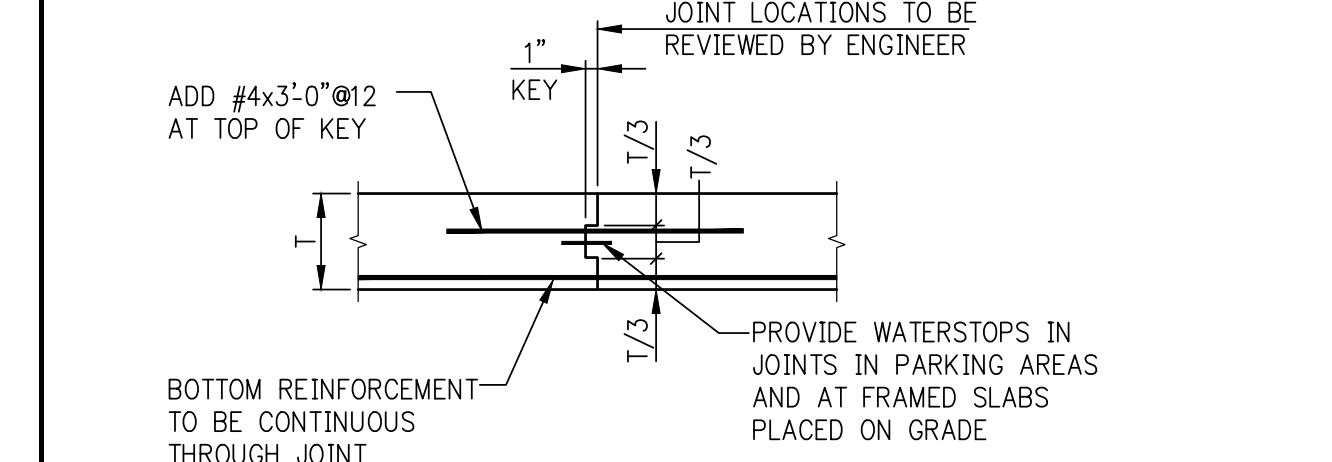
- NOTE:** BARS IN OTHER DIRECTION ARE NOT SHOWN - SEE PLANS.



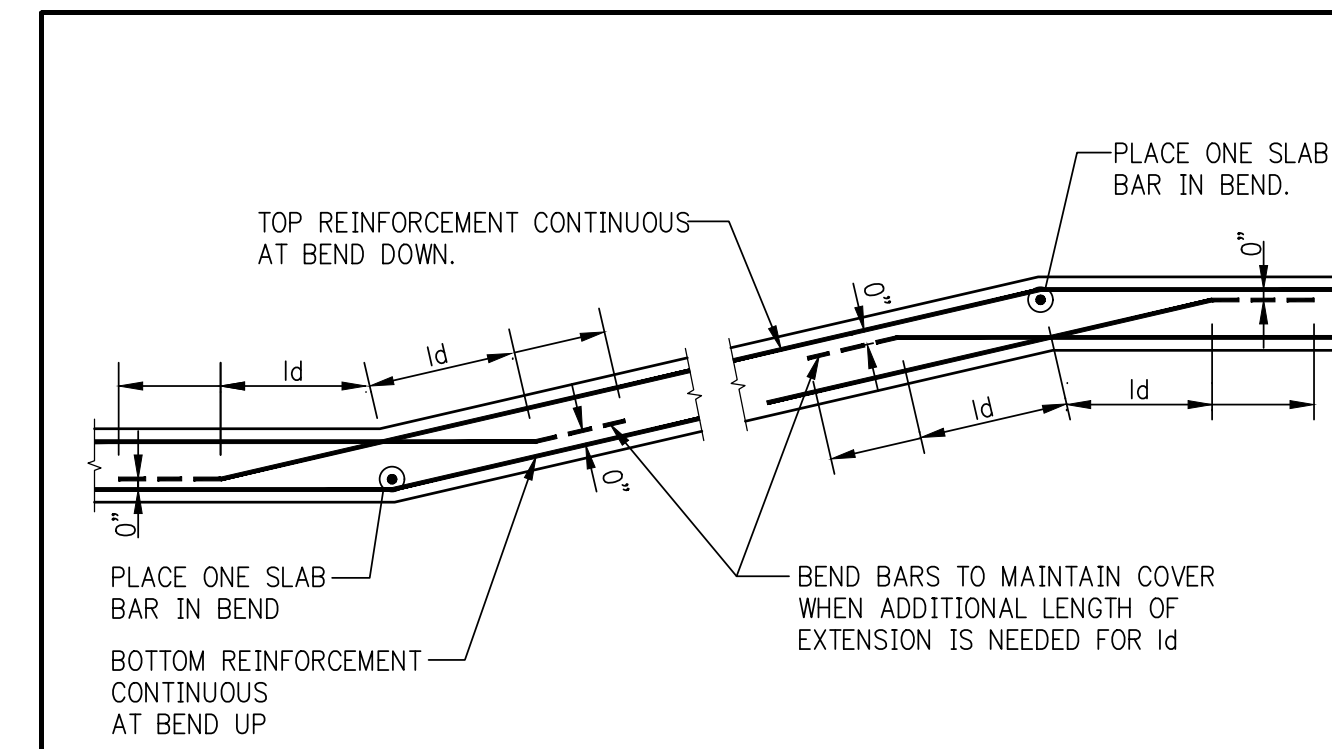
DROP IN TOP AND BOTTOM OF SLAB (DROP GREATER THAN 3")



ALTERNATIVE DROP IN TOP AND BOTTOM OF SLAB USING SPLICE BARS (DROP GREATER THAN 3")



SLAB CONSTRUCTION JOINT

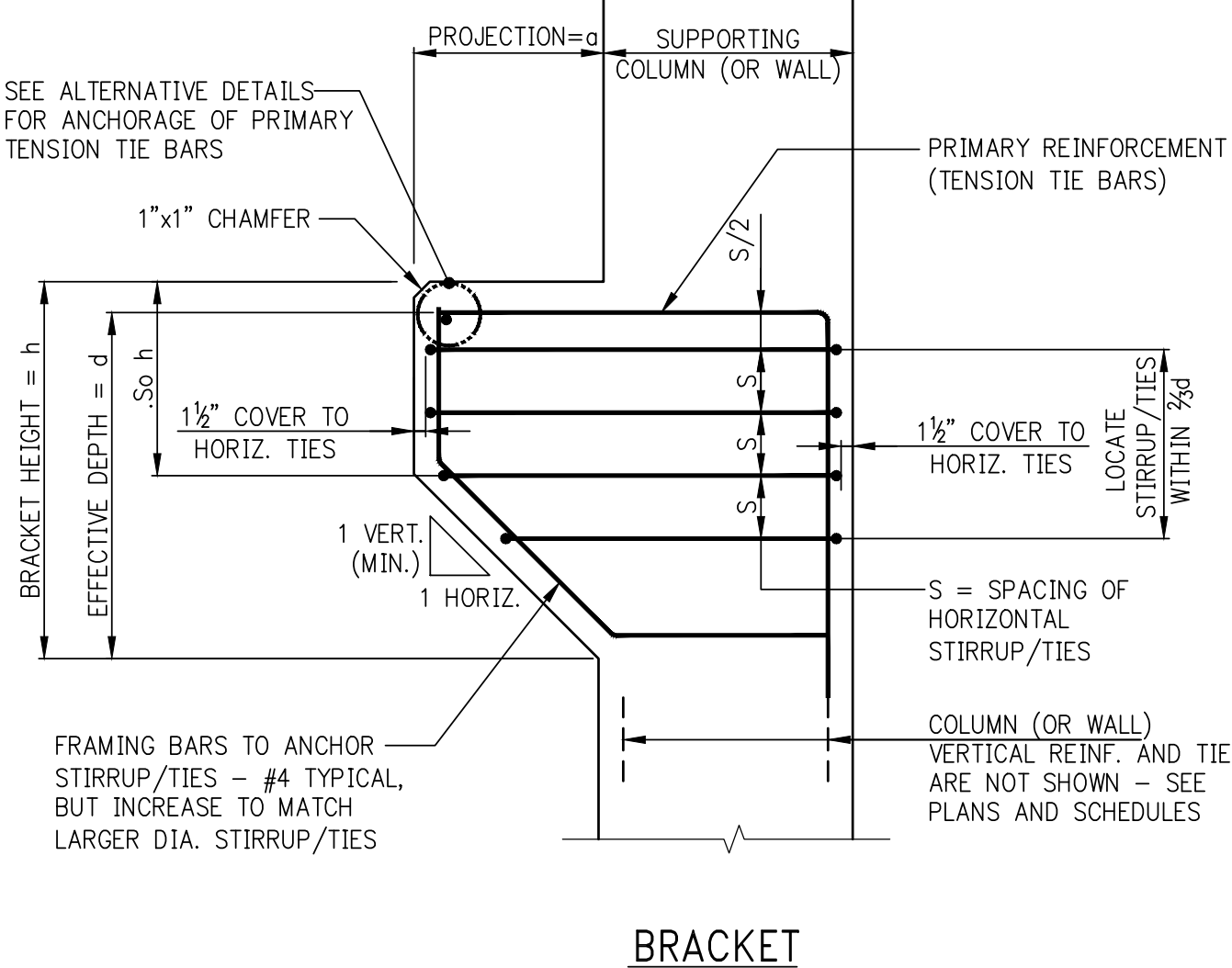


SLAB SLOPES UP

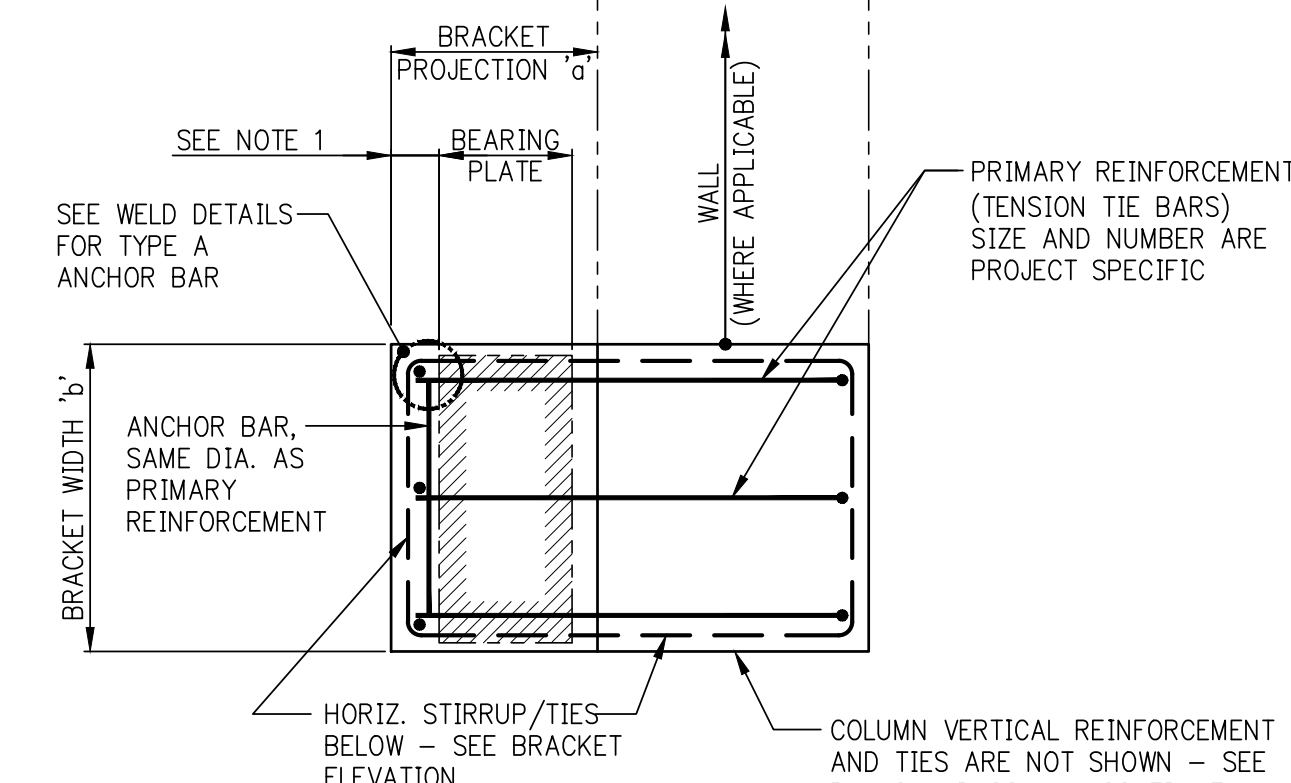
SLAB SLOPES DOWN

BEND IN SLAB

- NOTE:** BARS IN OTHER DIRECTION ARE NOT SHOWN - SEE PLANS.

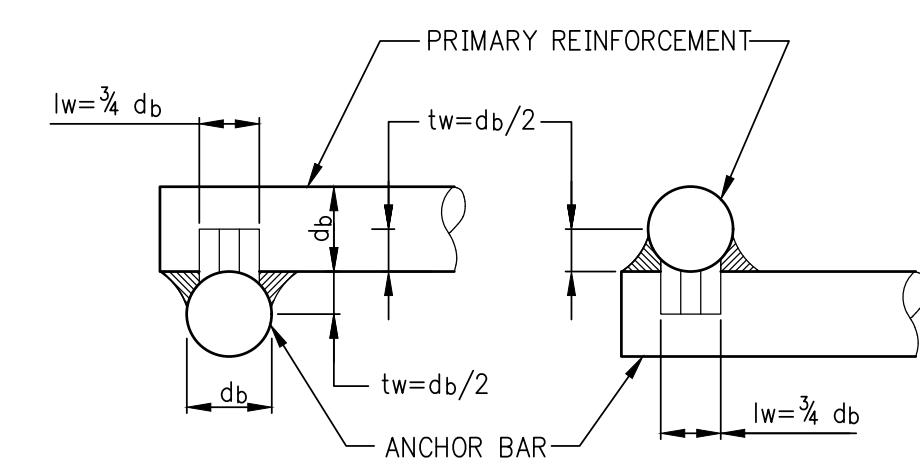


BRACKET

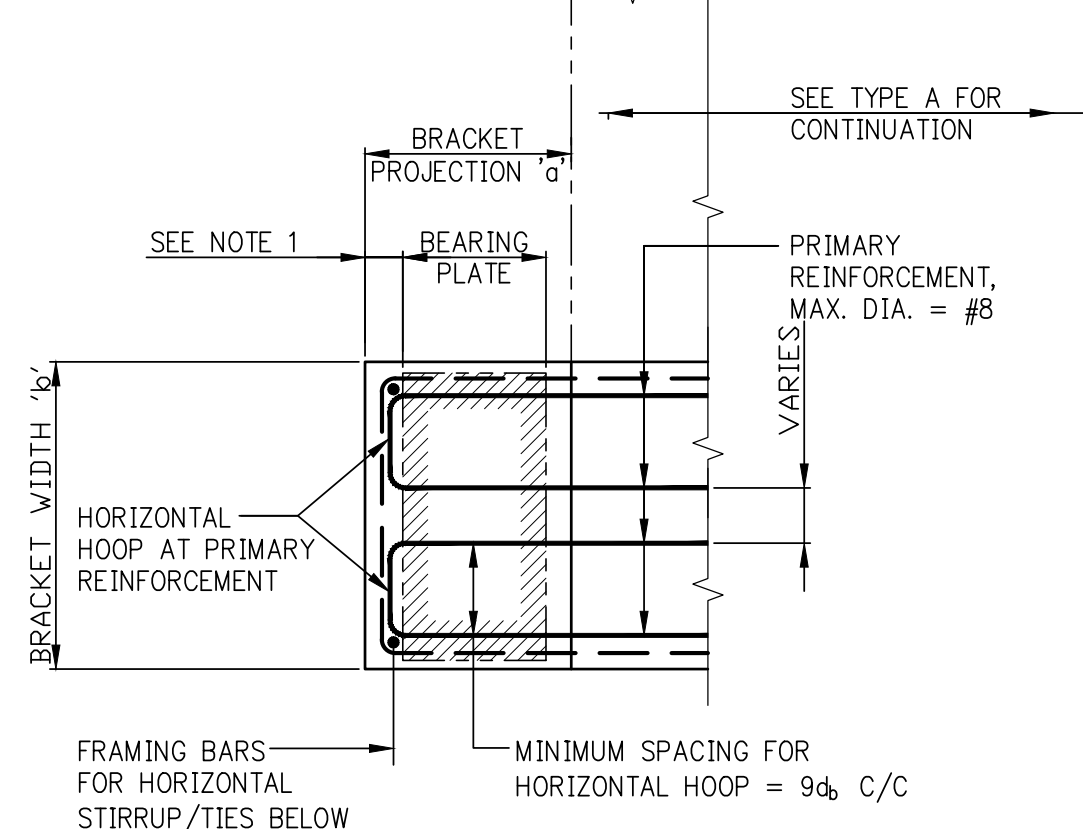


TYPE A: ANCHORAGE OF BRACKET PRIMARY REINFORCEMENT BY WELDED ANCHOR BAR (ACI 11.9.6a)

NOTE: AT WELDED ANCHORAGE, BOTH PRIMARY REINFORCEMENT AND ANCHOR BAR SHALL CONFORM TO ASTM A706, GRADE 60. ELECTRODES SHALL BE E90XX, LOW HYDROGEN, CONFORM TO AWS D1.4.

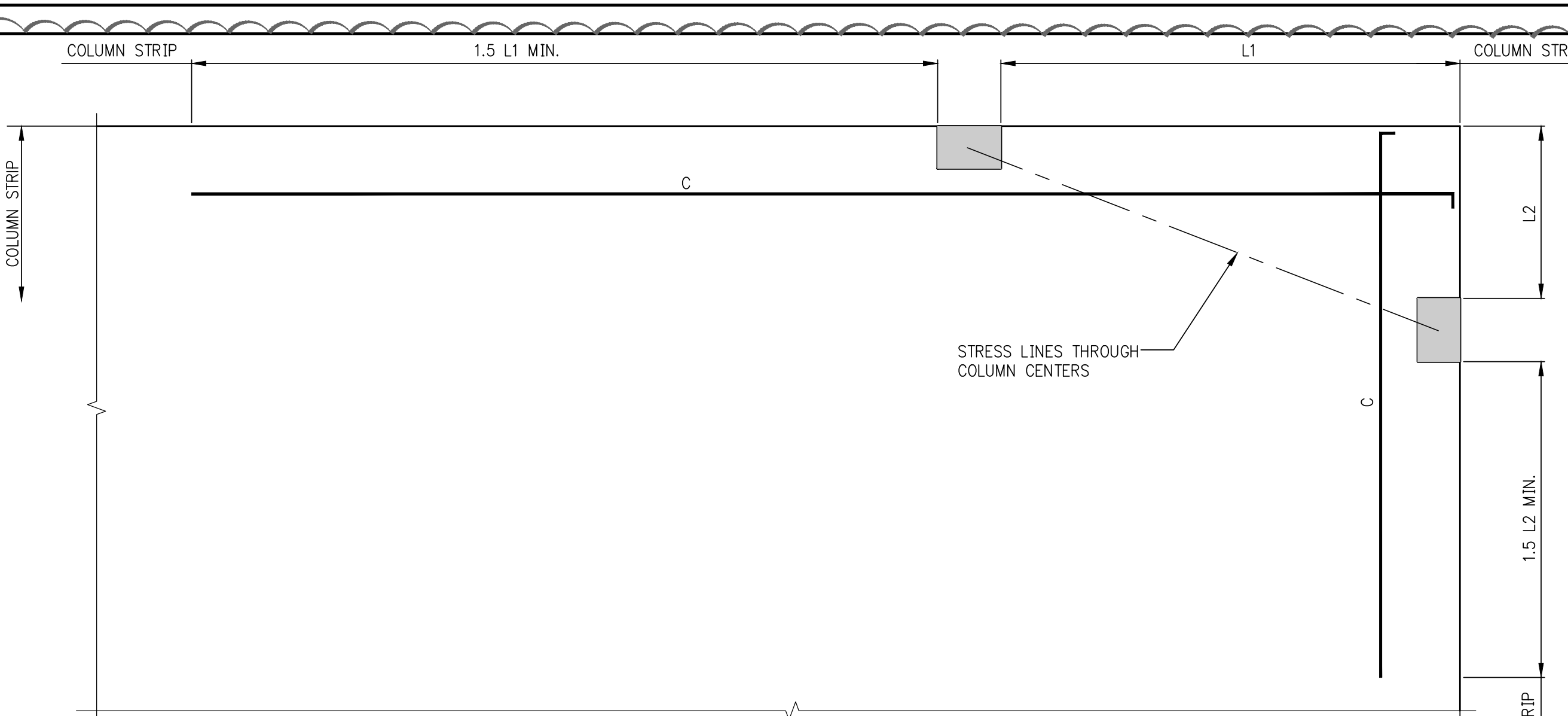


TYPE B: ANCHORAGE OF BRACKET PRIMARY REINFORCEMENT BY USE OF HORIZONTAL HOOPS (ACI 11.9.6b)



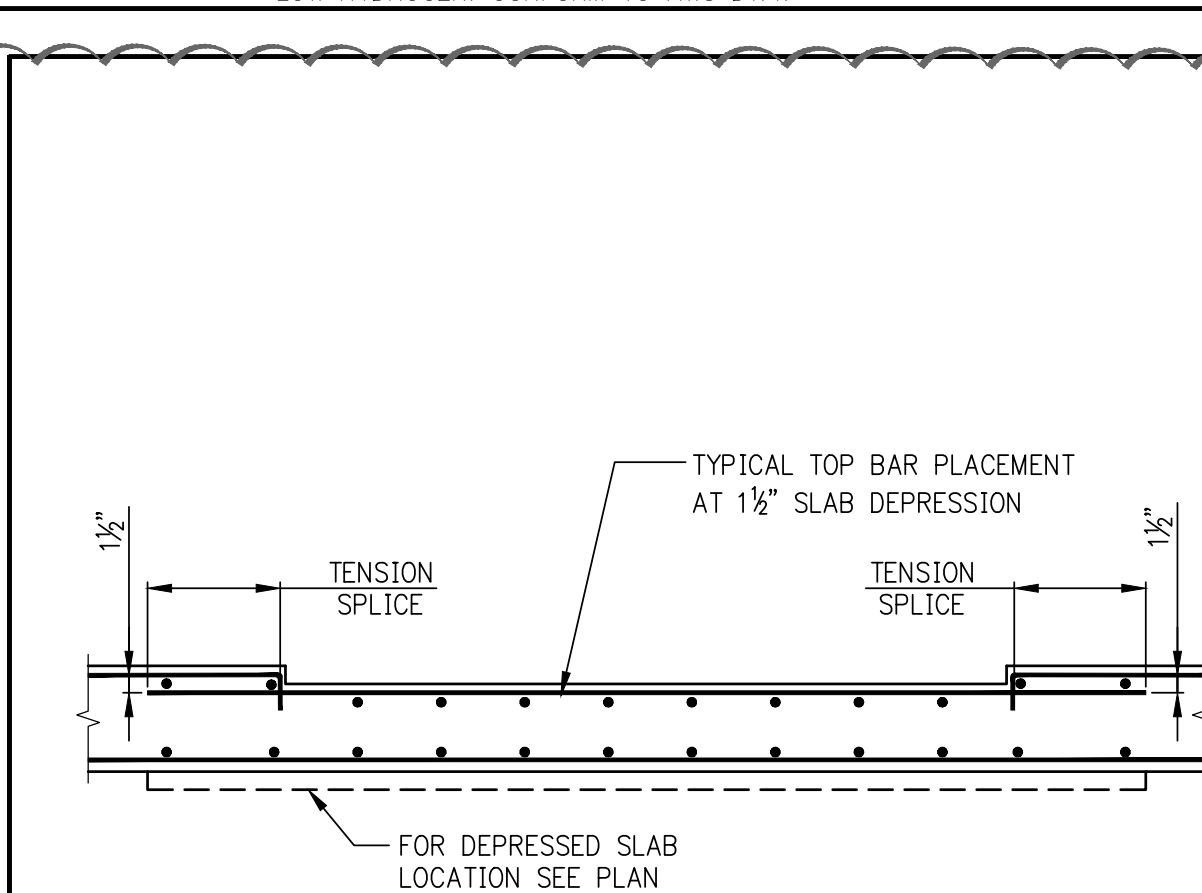
TYPE C: ANCHORAGE OF BRACKET PRIMARY REINFORCEMENT BY LENTON D6 TERMINATORS (OR EQUAL) (ACI 11.9.6c)

- NOTES:**
- 1. BEARING AREA SHALL NOT PROJECT BEYOND INTERIOR FACE OF D6 TERMINATOR.
 - 2. PROVIDE POSITIVE ANCHORAGE BETWEEN BEARING PLATE AND BRACKET, SUCH AS STUDS, REBAR WELDED TO PLATE, ETC.

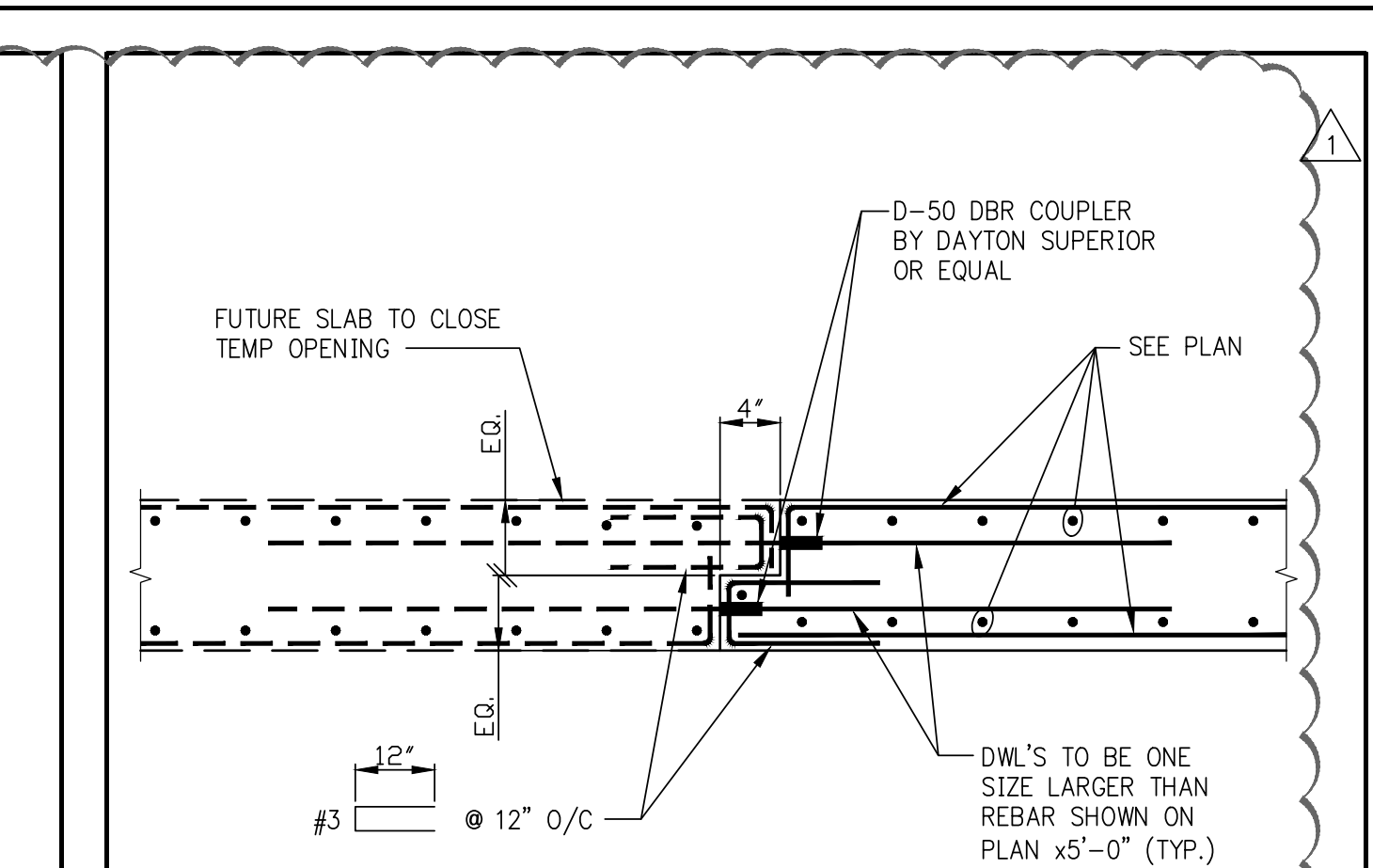


CANTILEVER BAR LENGTH DETAIL

- NOTES:**
- 1. IF L_1 OR L_2 ARE MORE THAN 10'-0" SEE TYP. FLAT PLATE DETAILS FOR BAR LENGTH.
 - 2. FOR BALANCE OF INFO, SEE FLAT SLAB REINFORCEMENT DETAILS.



TYPICAL 1/2" DEPRESSION AT SHOWERS (SEE PLAN FOR LOCATION AND EXTENT U.O.N.)



TYPICAL DETAIL @ TEMPORARY SLAB OPENING

277

Fifth Avenue
NEW YORK, NY

OWNER:
VICTOR NOMAD LLC

CONSTRUCTION MANAGER:
LEND LEASE
200 PARK AVENUE, 8TH FLOOR
NEW YORK, NY 10168
TEL: 212 592 6700

ARCHITECT:
RAFAEL VINOLY ARCHITECTS PC
50 VANDEAN STREET
NEW YORK, NY 10013
TEL: 212 924 5060 FAX: 212 924 5858

STRUCTURAL ENGINEER:
WSP PARSONS BRINCKERHOFF
ONE PENN PLAZA, 4TH FLOOR
NEW YORK, NY 10119
TEL: 212 687 9888

MEP/PIT ENGINEER:
MGE ENGINEERING
116 WEST 32ND STREET, 12TH FLOOR
NEW YORK, NY 10001
TEL: 212 643 9055

GEOTECH CIVIL ENGINEER:
LANGAN ENGINEERING
300 KIMBALL DRIVE, 4TH FLOOR
PARSIPPANY, NJ 07054
TEL: 973 560 4900

VERTICAL TRANSPORT CONSULTANT:
VAN DEUSEN & ASSOCIATES
120 EAGLE ROCK AVENUE, SUITE 310
EAST HANOVER, NJ 07936
TEL: 973 994 9220

ENCLOSURE CONSULTANT:
VIDARIS, INC
360 PARK AVENUE SOUTH, 15TH FLOOR
NEW YORK, NY 10010
TEL: 212 689 5389

FAÇADE MAINTENANCE CONSULTANT:
ENTEK ENGINEERING LLC
166 AMES STREET
HACKENSACK, NJ 07601
TEL: 201 820 2801

ACOUSTICAL CONSULTANT:
CERAMI & ASSOCIATES
404 FIFTH AVENUE
NEW YORK, NY 10018
TEL: 212 616 4179

LIGHTING CONSULTANT:
ONE LUX STUDIO
158 WEST 29TH STREET, 10TH FLOOR
NEW YORK, NY 10001
TEL: 212 201 5790

SPECIFICATIONS CONSULTANT:
ROBERT SCHWARTZ & ASSOCIATES
589 EIGHTH AVENUE, 17TH FLOOR
NEW YORK, NY 10018
TEL: 212 691 3248

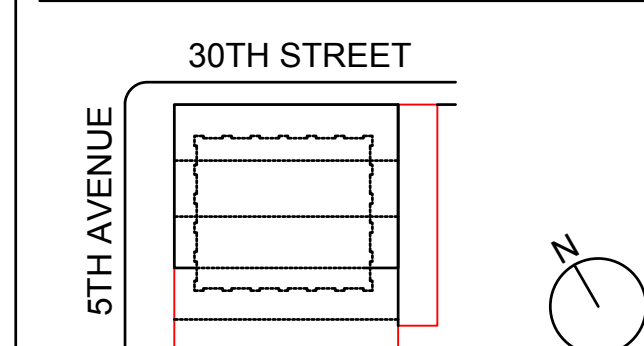
ENERGY MODELING CONSULTANT:
STEVEN WINTER ASSOCIATES, INC
307 SEVENTH AVENUE, SUITE 1701
NEW YORK, NY 10001
TEL: 212 564 5800

INTERIOR DESIGN CONSULTANT:
BEERS INTERIORS
156 5TH AVENUE, PENTHOUSE 2
NEW YORK, NY 10010
TEL: 212 352 2020

NYC DEPT. OF BUILDINGS
PAA #1

ARCHITECT'S SEAL

1	02/24/2017	PAA #1
2	04/08/2016	DOB SUBMITTAL
ISSUE NO.	ISSUE DATE	DESCRIPTION



KEY PLAN AND NORTH SIGN
IF THIS DRAWING IS NOT 42" X 30" IT IS
A REDUCED PRINT.
REFER TO GRAPHIC SCALE

SCALE: N.T.S.

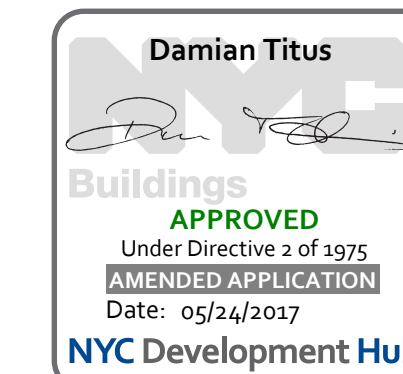
TYPICAL SUPERSTRUCTURE
DETAILS 3

SHEET TITLE:

S-962.01

SHEET NUMBER:

1490153



- OWNER:
VICTOR NOMAD LLC
- CONSTRUCTION MANAGER:
LEND LEASE
200 PARK AVENUE 9TH FLOOR
NEW YORK, NY 10168
TEL: 212 592 6700
- ARCHITECT:
RAFAEL VIÑOLY ARCHITECTS PC
50 VANDEM STREET
NEW YORK, NY 10013
TEL: 212 924 5060 FAX: 212 924 5858
- STRUCTURAL ENGINEER:
WSP PARSONS BRINCKERHOFF
ONE PENN PLAZA, 4TH FLOOR
NEW YORK, NY 10119
TEL: 212 687 9888
- MEP/FF/IT ENGINEER:
MGE ENGINEERING
116 WEST 32ND STREET, 12TH FLOOR
NEW YORK, NY 10001
TEL: 212 687 9885
- GEOTECH CIVIL ENGINEER:
LANGAN ENGINEERING
300 KIMBALL DRIVE, 4TH FLOOR
PARSIPPANY, NJ 07054
TEL: 973 560 4900

VERTICAL TRANSPORT CONSULTANT:
VIDARIS, INC.
360 PARK AVENUE SOUTH, 15TH FLOOR
NEW YORK, NY, 10010
TEL: 212 689 5389

ENCLOSURE CONSULTANT:
VIDARIS, INC.
360 PARK AVENUE SOUTH, 15TH FLOOR
NEW YORK, NY, 10010
TEL: 212 689 5389

FACADE MAINTENANCE CONSULTANT:
ENTEK ENGINEERING LLC
166 AMES STREET
HACKENSACK, NJ, 07601
TEL: 201 820 2801

ACOUSTICAL CONSULTANT:
CERAMI & ASSOCIATES
404 FIFTH AVENUE
NEW YORK, NY, 10018
TEL: 212 616 4179

LIGHTING CONSULTANT:
ONE LUX STUDIO
158 WEST 29TH STREET, 10TH FLOOR
NEW YORK, NY, 10001
TEL: 212 201 5790

SPECIFICATIONS CONSULTANT:
ROBERT SCHWARTZ & ASSOCIATES
589 EIGHTH AVENUE, 17TH FLOOR
NEW YORK, NY, 10018
TEL: 212 691 3248

ENERGY MODELING CONSULTANT:
STEVEN WINTER ASSOCIATES, INC.
307 SEVENTH AVENUE, SUITE 1701
NEW YORK, NY, 10001
TEL: 212 564 5800

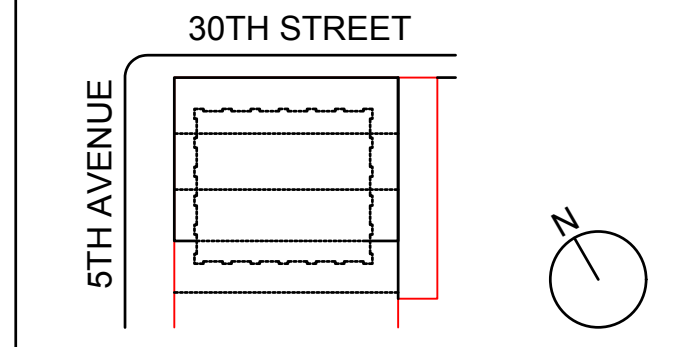
INTERIOR DESIGN CONSULTANT:
BEERS INTERIORS
156 5TH AVENUE, PENTHOUSE 2
NEW YORK, NY, 10010
TEL: 212 352 2020

NYC DEPT. OF BUILDINGS
PAA #1

ARCHITECT'S SEAL

^		
^		
^		
^		
^		
^		
^		
^		
^		
^		
^	02/24/2017	PAA #1
^	04/08/2016	DOB SUBMITTAL

ISSUE NO. DATE DESCRIPTION

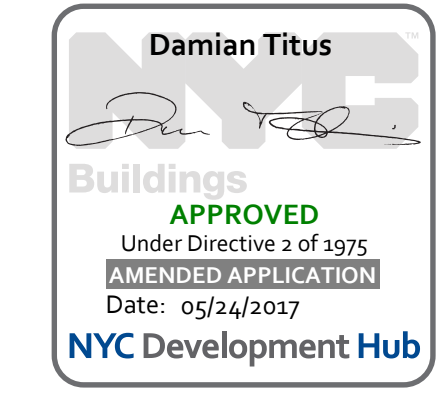
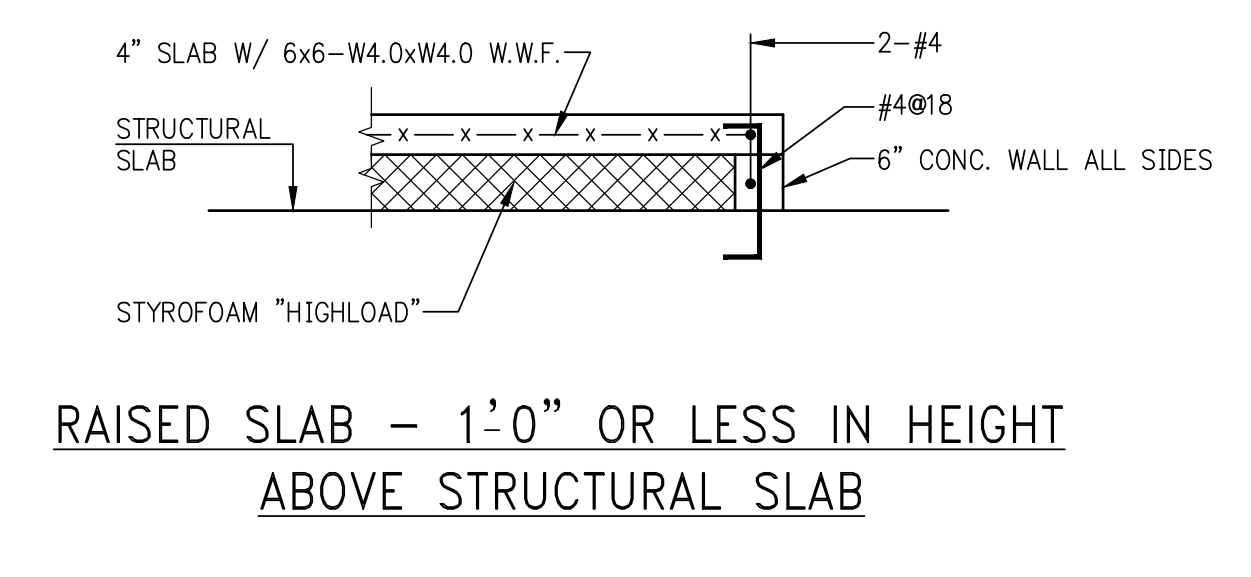
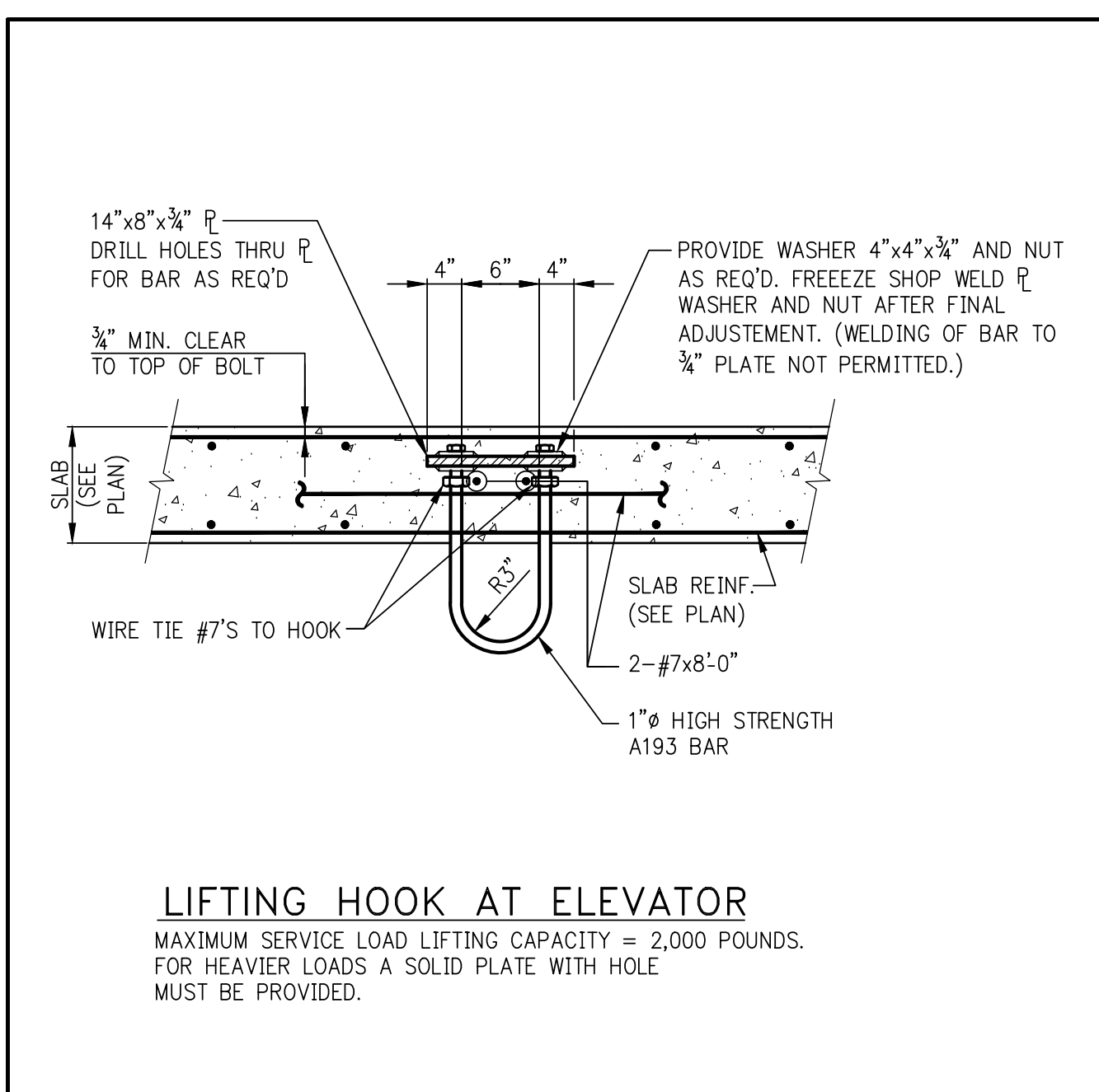
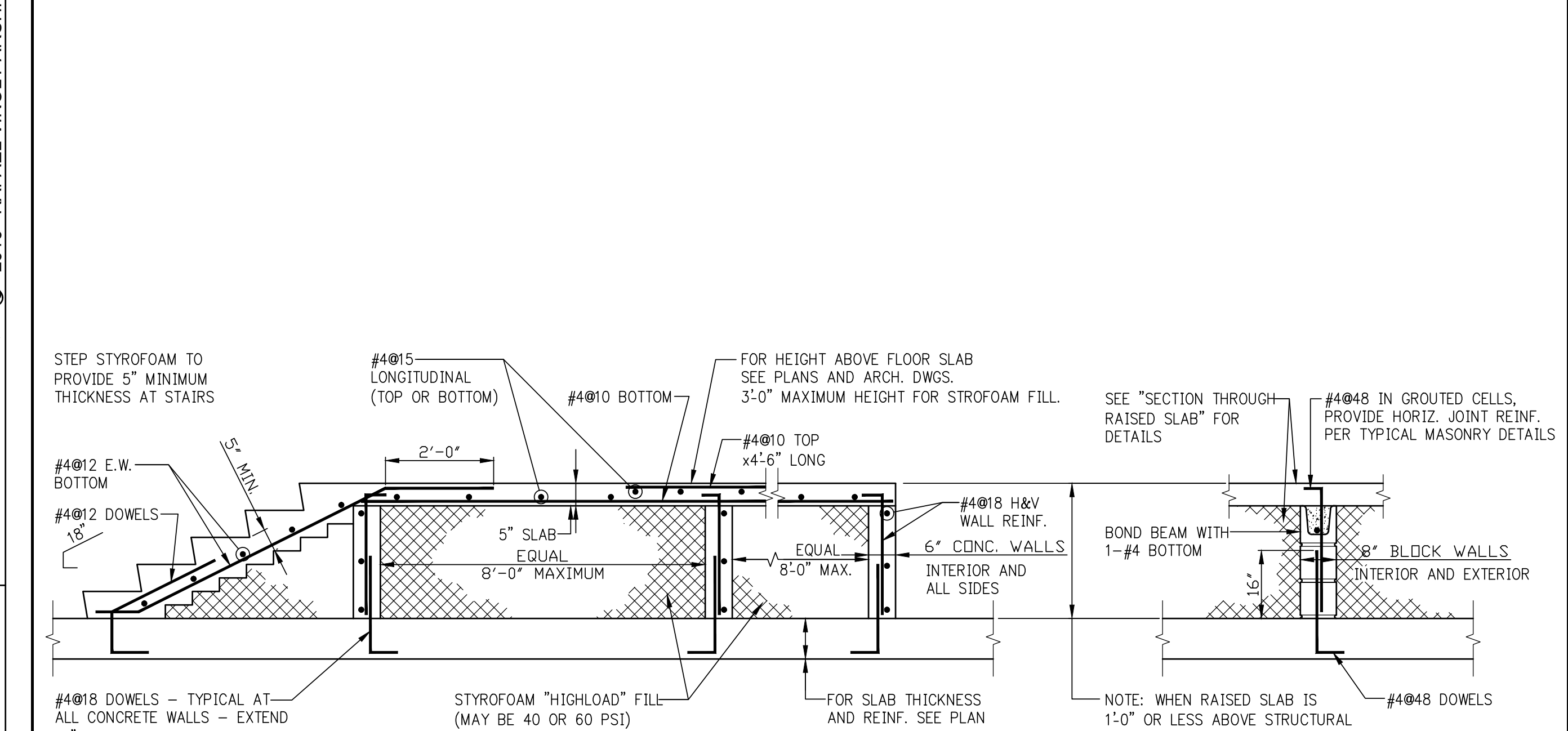
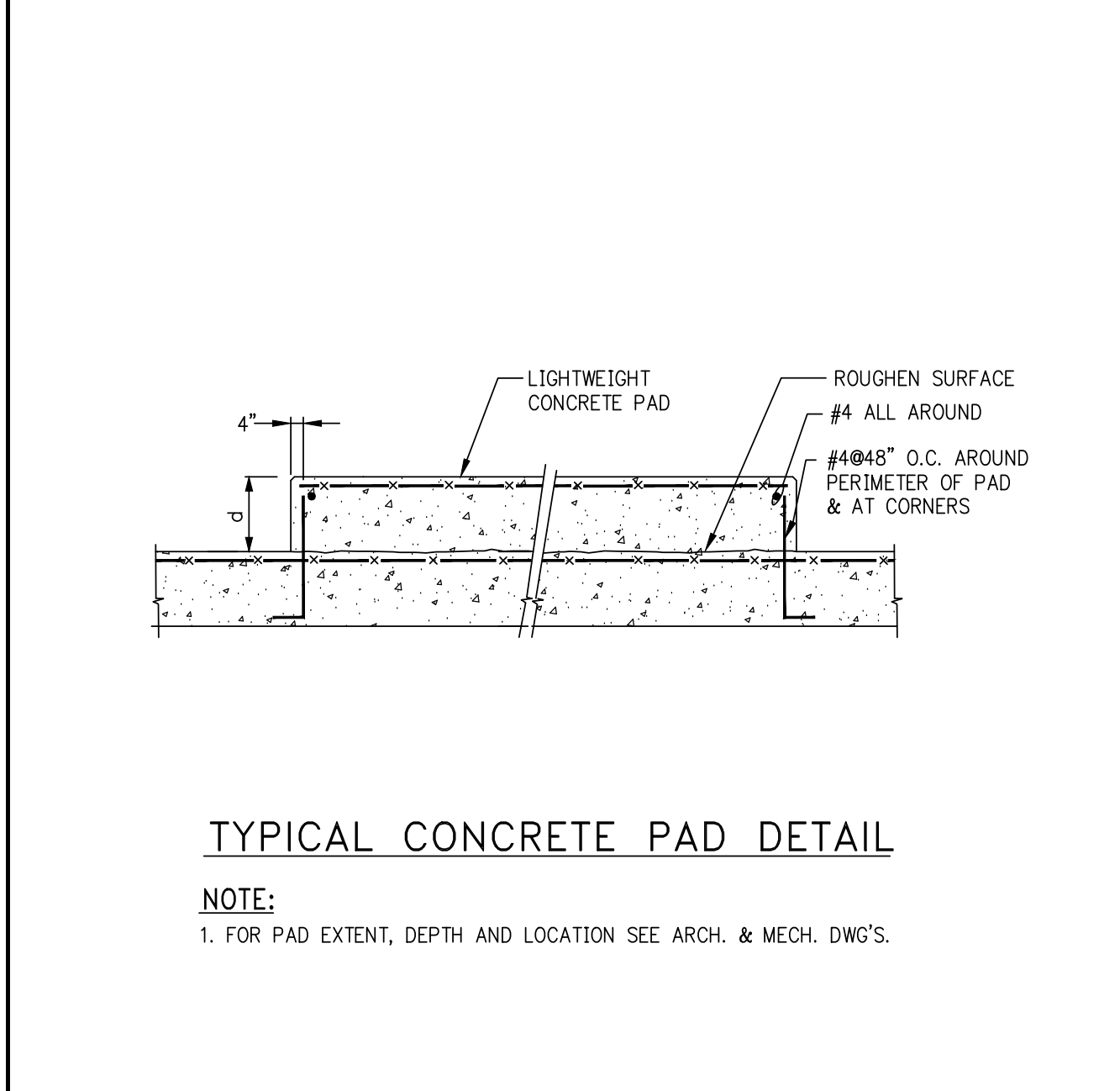
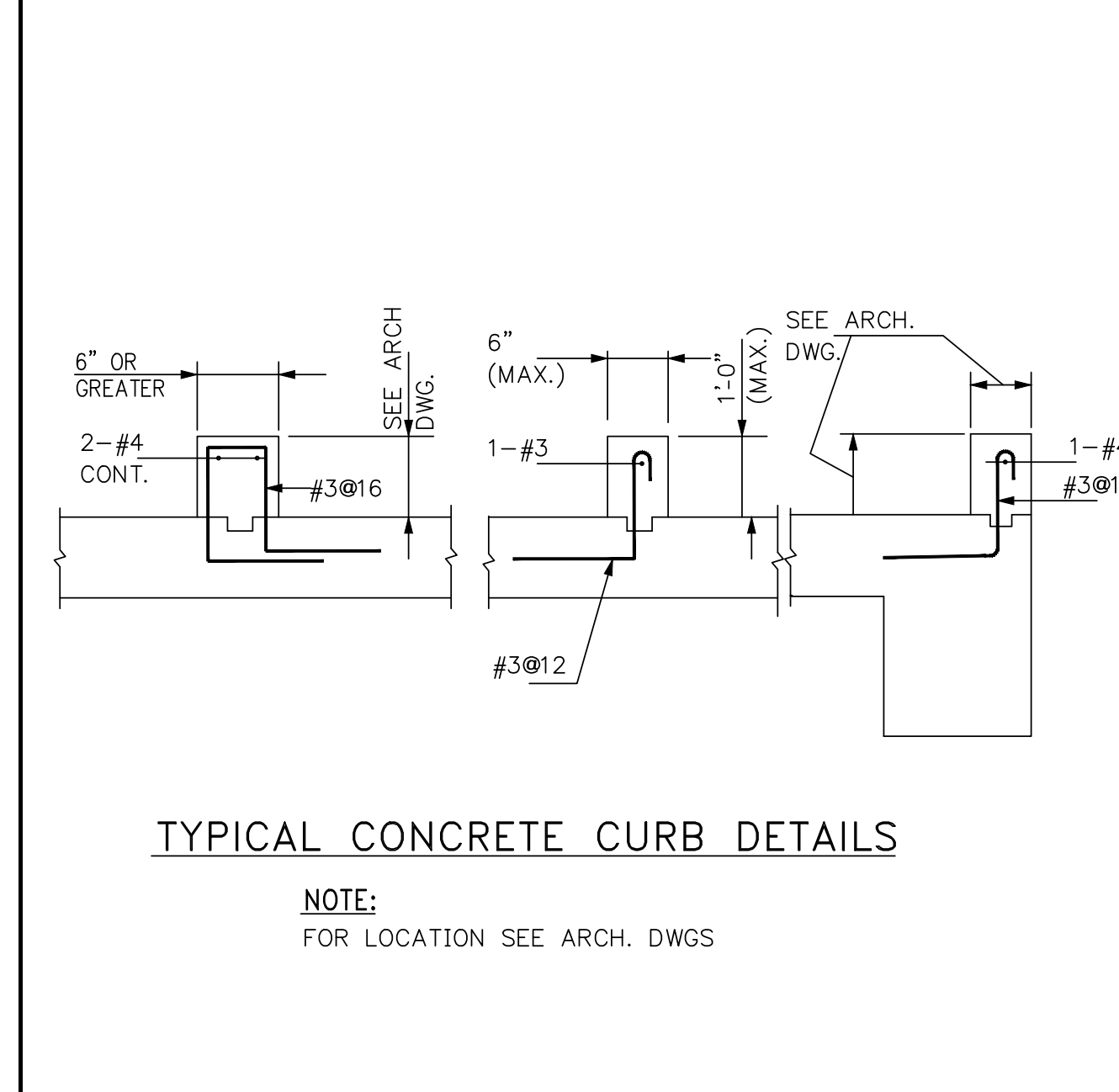
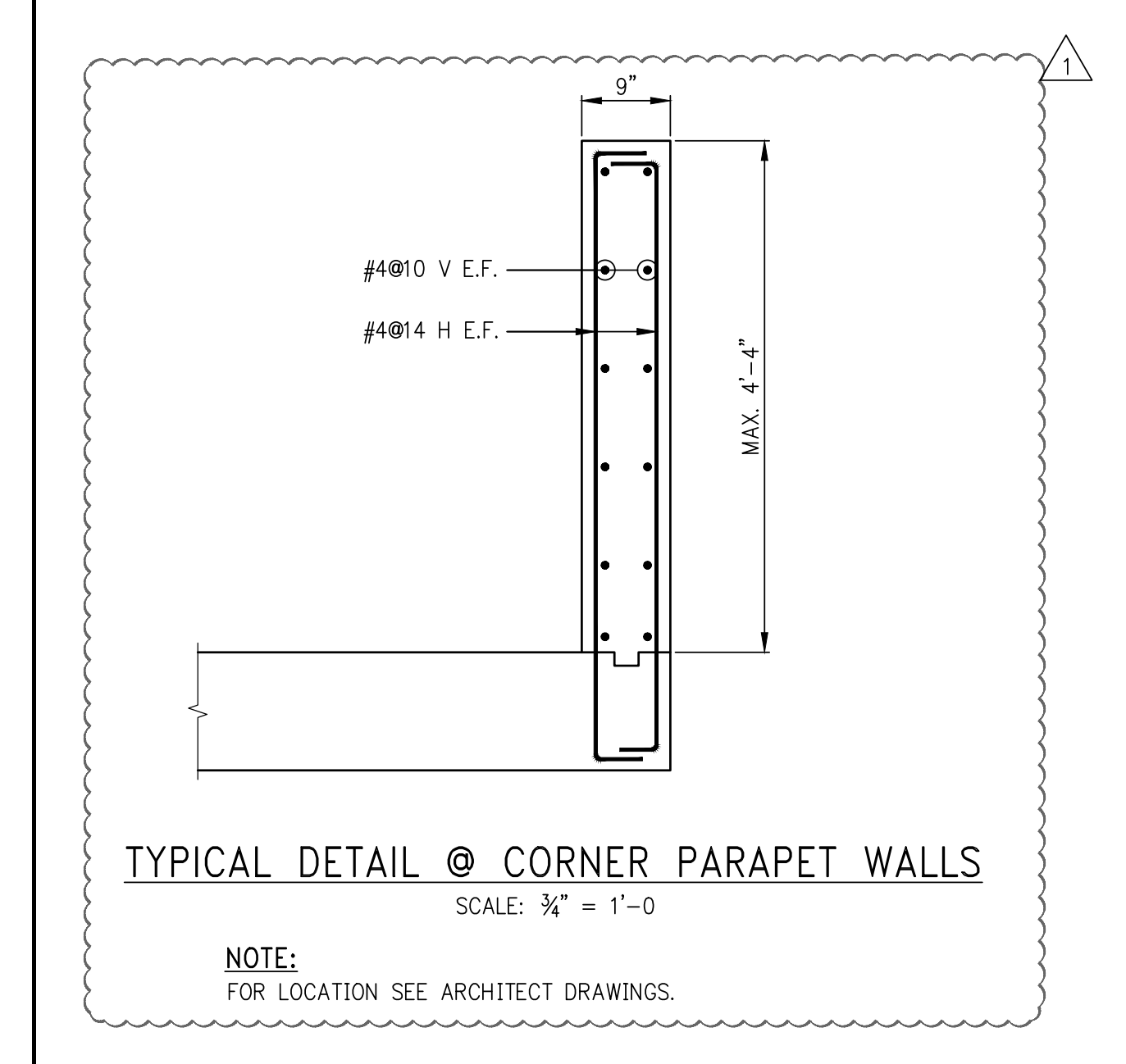


KEY PLAN AND NORTH SIGN
IF THIS DRAWING IS NOT 42" X 30" IT IS
A REDUCED PRINT;
REFER TO GRAPHIC SCALE

SCALE AS SHOWN

TYPICAL SUPERSTRUCTURE
DETAILS 4

SHEET TITLE:
S-963.01
SHEET NUMBER:
1490153



2016 RAFAEL VIÑOLY ARCHITECTS

B

C

D

E

A 2016 RAFAEL VINOLY ARCHITECTS
B
C
D
E

1 2 3 4 5 6

277
Fifth Avenue
NEW YORK, NY

OWNER:
VICENT NOMAD LLC

CONSTRUCTION MANAGER:
LEND LEASE
200 PARK AVENUE, 9TH FLOOR
NEW YORK, NY 10166
TEL: 212 592 6700

ARCHITECT:
RAFAEL VINOLY ARCHITECTS PC
50 VAN DAM STREET
NEW YORK, NY 10013
TEL: 212 924 5060 FAX: 212 924 5858

STRUCTURAL ENGINEER:
WSP PARSONS BRINCKERHOFF
ONE PENN PLAZA, 4TH FLOOR
NEW YORK, NY 10119
TEL: 212 687 9888

MEP/PFIT ENGINEER:
MGE ENGINEERING
116 WEST 32ND STREET, 12TH FLOOR
NEW YORK, NY 10001
TEL: 212 643 9055

GEOTECH CIVIL ENGINEER:
LANGAN ENGINEERING
300 KIMBALL DRIVE, 4TH FLOOR
PARSIPPANY, NJ, 07054
TEL: 973 560 4900

ENCLOSURE CONSULTANT:
VIDARIS, INC.
360 PARK AVENUE SOUTH, 15TH FLOOR
NEW YORK, NY, 10010
TEL: 212 689 5389

FAÇADE MAINTENANCE CONSULTANT:
ENTEK ENGINEERING LLC
166 AMES STREET
HACKENSACK, NJ, 07601
TEL: 201 820 2801

ACOUSTICAL CONSULTANT:
CERAMI & ASSOCIATES
404 FIFTH AVENUE
NEW YORK, NY, 10018
TEL: 212 616 4179

LIGHTING CONSULTANT:
ONE LUX STUDIO
158 WEST 29TH STREET, 10TH FLOOR
NEW YORK, NY, 10001
TEL: 212 201 5790

SPECIFICATIONS CONSULTANT:
ROBERT SCHWARTZ & ASSOCIATES
589 EIGHTH AVENUE, 17TH FLOOR
NEW YORK, NY, 10018
TEL: 212 691 3248

ENERGY MODELING CONSULTANT:
STEVEN WINTER ASSOCIATES, INC
307 SEVENTH AVENUE, SUITE 1701
NEW YORK, NY, 10001
TEL: 212 564 5800

INTERIOR DESIGN CONSULTANT:
BEERS INTERIORS
156 5TH AVENUE, PENTHOUSE 2
NEW YORK, NY, 10010
TEL: 212 352 2020

NYC DEPT. OF BUILDINGS
PAA #1

ARCHITECT'S SEAL

02/24/2017 PAA #1
04/08/2016 DOB SUBMITTAL

ISSUE DATE ISSUE DESCRIPTION

TABLE #1:
TENSION LAP SPICE LENGTHS (CLASS B MINIMUM)

TABLE 1.A: 3/4" COVER TO OUTER LAYER BARS										TABLE 1.C: 1 1/2" COVER TO OUTER LAYER BARS									
OUTER LAYER LAP LENGTHS (IN INCHES)										OUTER LAYER LAP LENGTHS (IN INCHES)									
BAR #	3,000	4,000	5,000	6,000	7,000	8,000	9,000	10,000	10,000 ⁺	BAR #	3,000	4,000	5,000	6,000	7,000	8,000	9,000	10,000	10,000 ⁺
#3	16	16	16	16	16	16	16	16	16	#3	16	16	16	16	16	16	16	16	16
#4	21	20	20	20	20	20	20	20	20	#4	20	20	20	20	20	20	20	20	20
#5	31	27	24	24	24	24	24	24	24	#5	24	24	24	24	24	24	24	24	24
#6	43	37	33	30	29	29	29	29	29	#6	29	29	29	29	29	29	29	29	29
#7	69	60	53	49	45	42	40	38	37	#7	42	37	34	34	34	34	34	34	34
#8	85	74	66	60	56	52	49	47	46	#8	53	46	41	39	39	39	39	39	39
#9	103	89	80	73	67	63	59	56	55	#9	66	57	51	46	44	44	44	44	44
#10	121	105	94	86	79	74	70	66	65	#10	79	68	61	56	51	49	49	49	49
#11	140	122	109	99	92	86	81	77	76	#11	92	80	72	65	60	57	54	54	54

TABLE 1.B: 3/4" COVER TO INNER LAYER BARS										TABLE 1.D: 1 1/2" COVER TO INNER LAYER BARS									
INNER LAYER LAP LENGTHS (IN INCHES)										INNER LAYER LAP LENGTHS (IN INCHES)									
BAR #	3,000	4,000	5,000	6,000	7,000	8,000	9,000	10,000	10,000 ⁺	BAR #	3,000	4,000	5,000	6,000	7,000	8,000	9,000	10,000	10,000 ⁺
#3	16	16	16	16	16	16	16	16	16	#3	16	16	16	16	16	16	16	16	16
#4	20	20	20	20	20	20	20	20	20	#4	20	20	20	20	20	20	20	20	20
#5	24	24	24	24	24	24	24	24	24	#5	24	24	24	24	24	24	24	24	24
#6	30	29	29	29	29	29	29	29	29	#6	29	29	29	29	29	29	29	29	29
#7	48	42	38	34	34	34	34	34	34	#7	37	34	34	34	34	34	34	34	34
#8	61	53	47	43	40	39	39	39	39	#8	43	39	39	39	39	39	39	39	39
#9	75	65	58	53	49	46	44	44	44	#9	53	46	44	44	44	44	44	44	44
#10	89	77	69	63	58	55	51	49	49	#10	64	55	49	49	49	49	49	49	49
#11	104	90	81	74	68	64	60	57	56	#11	75	65	58	54	54	54	54	54	54

- NOTES FOR TENSION LAP SPICES
- REINFORCEMENT IS UNCOATED, WITH Fy=60,000 PSI. CONCRETE IS NORMAL WEIGHT (144-150#/C.F.).
 - FOR "TOP" BAR SPICE LENGTHS ("TOP" IS DEFINED BY ACI 318 AS HAVING MORE THAN 12 INCHES OF FRESH CONCRETE CAST BELOW THE BAR), TABULATED LENGTHS MUST BE MULTIPLIED BY 1.3.
 - LENGTHS TABULATED MUST BE MULTIPLIED BY THE FOLLOWING MODIFICATION FACTORS:
 - LIGHTWEIGHT CONCRETE1.3
 - EPOXY-COATED BARS:
 - 1.) BARS WITH COVER < 3db, OR WITH CLEAR SPACING < 6db1.5 FOR BOTTOM & VERTICAL BARS. 1.3 FOR "TOP" BARS.
 - 2.) ALL OTHER CONDITIONS1.2
 - FOR EPOXY-COATED "TOP" BARS THE MAXIMUM FOR COMBINED FACTORS = 1.7
 - WHERE TENSION DEVELOPMENT LENGTH (Ld) IS REQUIRED ON PLANS OR IN DETAILS, SEE TENSION DEVELOPMENT LENGTH TABLES.
 - CLASS A LAP SPICE LENGTHS ARE EQUAL TO TENSION DEVELOPMENT LENGTHS. SEE TABLES FOR TENSION DEVELOPMENT LENGTHS (Ld). APPLY APPROPRIATE MODIFICATION FACTORS TO CLASS A SPICE LENGTHS.
 - ALL #11 BARS TO BE 75ksi. TABULATED LENGTH MUST BE MULTIPLIED BY 1.25.

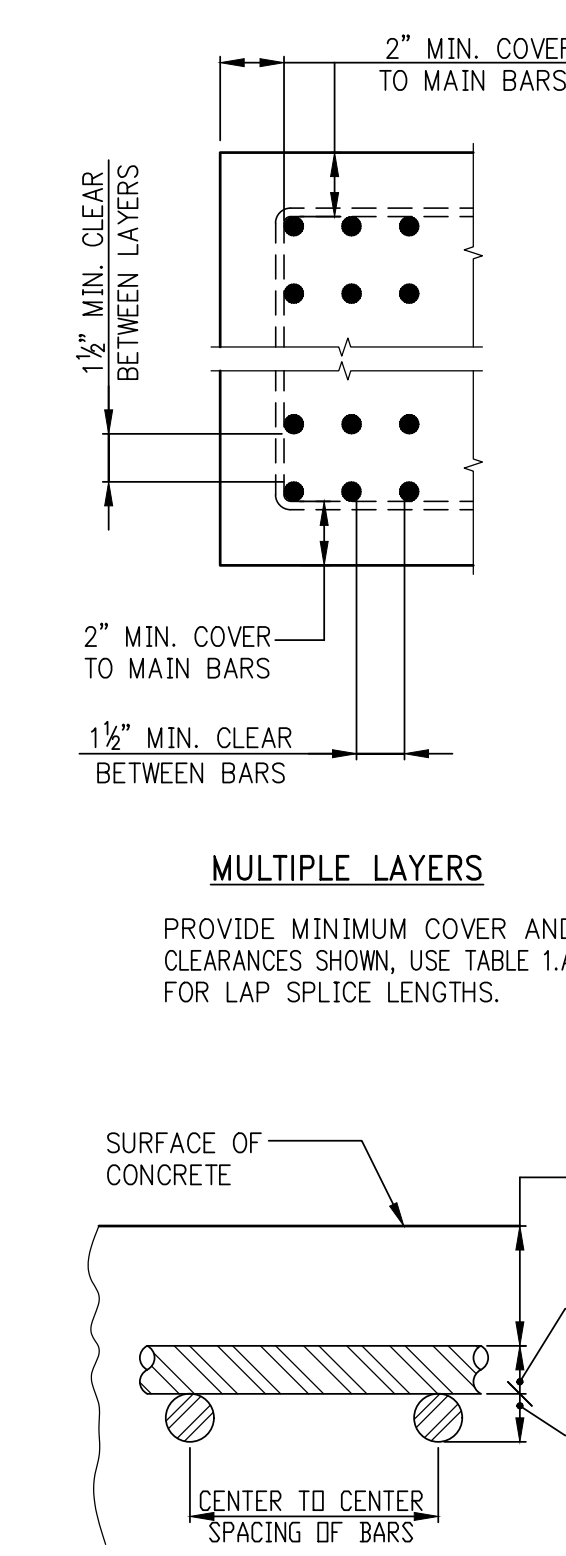


TABLE #2:
TENSION DEVELOPMENT LENGTHS (Ld) (IN INCHES)

TABLE 2.A: 3/4" COVER TO OUTER LAYER BARS										TABLE 2.C: 1 1/2" COVER TO OUTER LAYER BARS									
OUTER LAYER DEVELOPMENT LENGTHS										OUTER LAYER DEVELOPMENT LENGTHS									
BAR #	3,000	4,000	5,000	6,000	7,000	8,000	9,000	10,000	10,000 ⁺	BAR #	3,000	4,000	5,000	6,000	7,000	8,000	9,000	10,000	10,000 ⁺
#3	12	12	12	12	12	12	12	12	12	#3	12	12	12	12	12	12	12	12	12
#4	16	14	13	12	12	12	12	12	12	#4	13	12	12	12	12	12	12	12	12
#5	24	21	19	17	16	15	14	13	13	#5	16	14	13	13	13	13	13	13	13
#6	33	28	25	23	22	20	19	18	18	#6	20	17	15	15	15	15	15	15	15
#7	53	46	41	37	35	32	31	29	29	#7	32	28	25	23	21	20	19	18	18
#8	66	57	51	46	43	40	38	36	36	#8	41	36	32	29	27	25	24	23	23
#9	79	69	61	56	52	49	46	43	43	#9	50	44	39	36	33	31	29	28	28
#10	93	81	72	66	61	57	54	51	51	#10	60	52	47	43	40	37	35	33	33
#11	108	94	84	76	71	66	62	59	59	#11	71	61	55	50	46	43	41	39	39

TABLE 2.B: 3/4" COVER TO INNER LAYER BARS										TABLE 2.D: 1 1/2" COVER TO INNER LAYER BARS									
INNER LAYER DEVELOPMENT LENGTHS										INNER LAYER DEVELOPMENT LENGTHS									
BAR #	3,000	4,000	5,000	6,000	7,000	8,000	9,000	10,000	10,000 ⁺	BAR #	3,000	4,000	5,000	6,000	7,000	8,000	9,000	10,000	10,000 ⁺
#3	12	12	12	12	12	12	12	12	12	#3	12	12	12	12	12	12	12	12	12
#4	13	12	12	12	12	12	12	12	12	#4	13	12	12	12	12	12	12	12	12
#5	16	14	13	13	13	13	13	13	13	#5	16	14	13	13	13	13	13	13	13
#6	23	20	18	16	15	15	15	15	15	#6	20	17	15	15	15	15	15	15	15
#7	37	32	29	26	24	23	22	20	20	#7	29	25	22	20	19	18	18	18	18
#8	47	41	36	33	31	29	27	26	26	#8	33	28	25	23	22	20	20	20	20
#9	57	50	44	41	38	35	33	31	31	#9	41	35	31	29	27	25	23	23	23
#10	68	59	53	48	45	42	40	38	38	#10	49	42	38	35	32	30	28	27	27
#11	80	69	62	57	52	49	46	44	44	#11	58	50	45	41	38	35	33	32	32

- NOTES FOR TENSION DEVELOPMENT LENGTHS (Ld)
- REINFORCEMENT IS UNCOATED, WITH Fy=60,000 PSI. CONCRETE IS NORMAL WEIGHT (144-150#/C.F.).
 - FOR "TOP" BAR DEVELOPMENT LENGTHS ("TOP" IS DEFINED BY ACI 318 AS HAVING MORE THAN 12 INCHES OF FRESH CONCRETE CAST BELOW THE BAR), TABULATED LENGTHS MUST BE MULTIPLIED BY 1.3.
 - LENGTHS TABULATED MUST BE MULTIPLIED BY THE FOLLOWING MODIFICATION FACTORS:
 - LIGHTWEIGHT CONCRETE1.3
 - EPOXY-COATED BARS:
 - 1.) BARS WITH COVER < 3db, OR WITH CLEAR SPACING < 6db1.5 FOR BOTTOM & VERTICAL BARS. 1.3 FOR "TOP" BARS.
 - 2.) ALL OTHER CONDITIONS1.2
 - FOR EPOXY-COATED "TOP" BARS THE MAXIMUM FOR COMBINED FACTORS = 1.7
 - WHERE TENSION DEVELOPMENT LENGTH (Ld) IS REQUIRED ON PLANS OR IN DETAILS, SEE TENSION DEVELOPMENT LENGTH TABLES.
 - CLASS A LAP SPICE LENGTHS ARE EQUAL TO TENSION DEVELOPMENT LENGTHS. SEE TABLES FOR TENSION DEVELOPMENT LENGTHS (Ld). APPLY APPROPRIATE MODIFICATION FACTORS TO CLASS A SPICE LENGTHS.
 - ALL #11 BARS TO BE 75ksi. TABULATED LENGTH MUST BE MULTIPLIED BY 1.25.

TABLE #3
TENSION DEVELOPMENT LENGTHS FOR STANDARD END HOOKS (ldh) (LENGTHS IN INCHES)

BAR SIZE	CONCRETE STRENGTH (PSI)									
	3,000	4,000	5,000	6,000	7,000	8,000	9,000	10,000	10,000 ⁺	
#3	9	7	7	6	6	6	6	6	6	
#4	11	10	9	8	7	7	7	7	7	
#5	14	12	11	10	9	9	8	8	8	
#6	17	15	13	12	11	10	10	9	9	
#7	19	17	15	14	13	12	11	11	11	
#8	22	19	17	16	15	14	13	12	12	
#9	25	22	19	18	16	15	15	14	14	
#10	28	24	22	20	19	17	16	16	16	
#11	31	27	24	22	21	19	18	17	17	
#14	37	32	29	27	25	23	22	21	21	
#18	50	43	39	35	33	31	29	27	27	

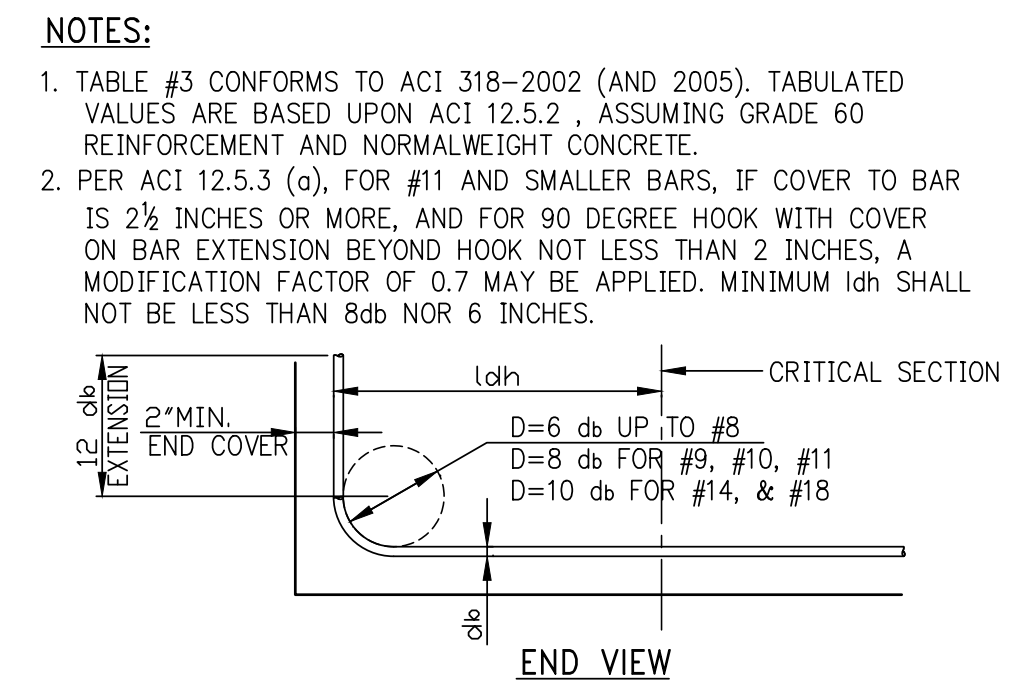


TABLE #4
COMPRESSION LAP SPICES (LENGTHS IN INCHES)

BAR SIZE	GRADE OF REINFORCEMENT		
	60 KSI (30 DIA.)	75 KSI (44 DIA.)	80 KSI (48 DIA.)
#3	12	17	18
#4	15	22	24
#5	19	28	30
#6	23	33	36
#7	27	39	42
#8	30	44	48
#9	34	50	54
#10	38	56	61
#11	43	62	68

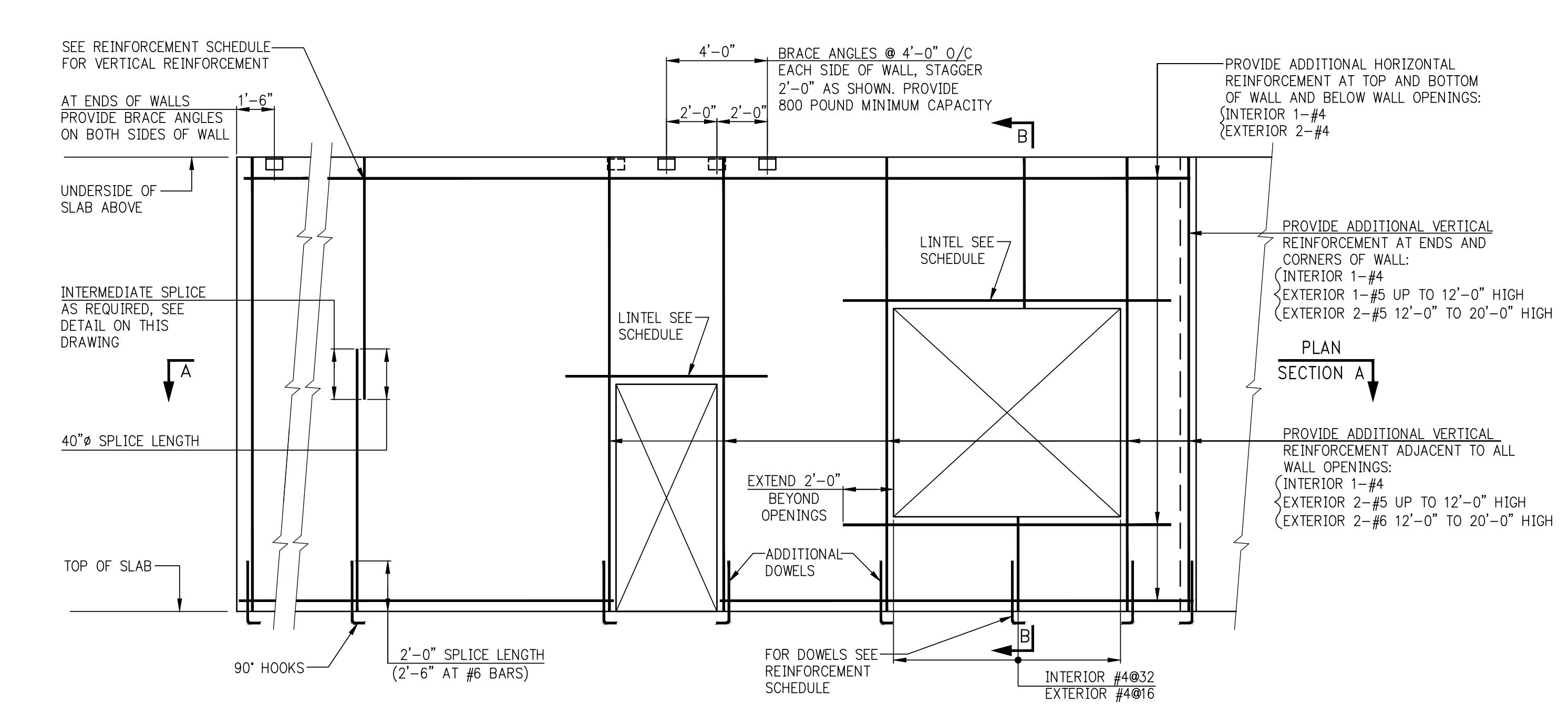
- LAP SPICES ARE NOT PERMITTED USE MECHANICAL CONNECTIONS OR WELDED SPICES FOR #14 AND #18, PER ACI 318 (12.14.3).
 - LAP SPICES OF #14 AND #18 BARS TO #11 AND SMALLER BARS ARE PERMITTED PER ACI 318 (12.16.2).
 - FOR BARS OF DIFFERENT SIZE, USE LARGER OF: SPICE LENGTH OF SMALLER BAR (TABLE #4) OR DEVELOPMENT LENGTH OF LARGER BAR (FROM TABLE #5) PER ACI 318 (12.16.2).
- NOTE: TABLE #4 APPLIES FOR NORMALWEIGHT CONCRETE WITH f'c = 3,000 PSI OR GREATER.

TABLE #5
DEVELOPMENT LENGTHS FOR BARS IN COMPRESSION (LENGTHS IN INCHES)

BAR SIZE	fy = 60,000 PSI										fy = 75,000 PSI										fy = 80,000 PSI									
	CONC. f'c (IN PSI)					CONC. f'c (IN PSI)					CONC. f'c (IN PSI)					CONC. f'c (IN PSI)					CONC. f'c (IN PSI)					CONC. f'c (IN PSI)				
	3,000	4,000	5,000	OR MORE	OR MORE	3,000	4,000	5,000	OR MORE	OR MORE	3,000	4,000	5,000	OR MORE	OR MORE	3,000	4,000	5,000	OR MORE	OR MORE	3,000	4,000	5,000	OR MORE	OR MORE					
#3	12	12	12	12	12	12	12	12	12	12	12	12	12	12	12	12	12	12	12	12	12	12	12							
#4	12	12	12	12	12	12	12	12	12	12	12	12	12	12	12	12	12	12	12	12	12	12	12							
#5	14	12	12	14	12	12	14	12	12	15	13	12	15	13	12	15	13	12	15	13	12	15	13							
#6	14	12	12	17	15	14	17	15	14	18	16	15	18	16	15	18	16	15	18	16	15	18	16							
#7	17	15																												

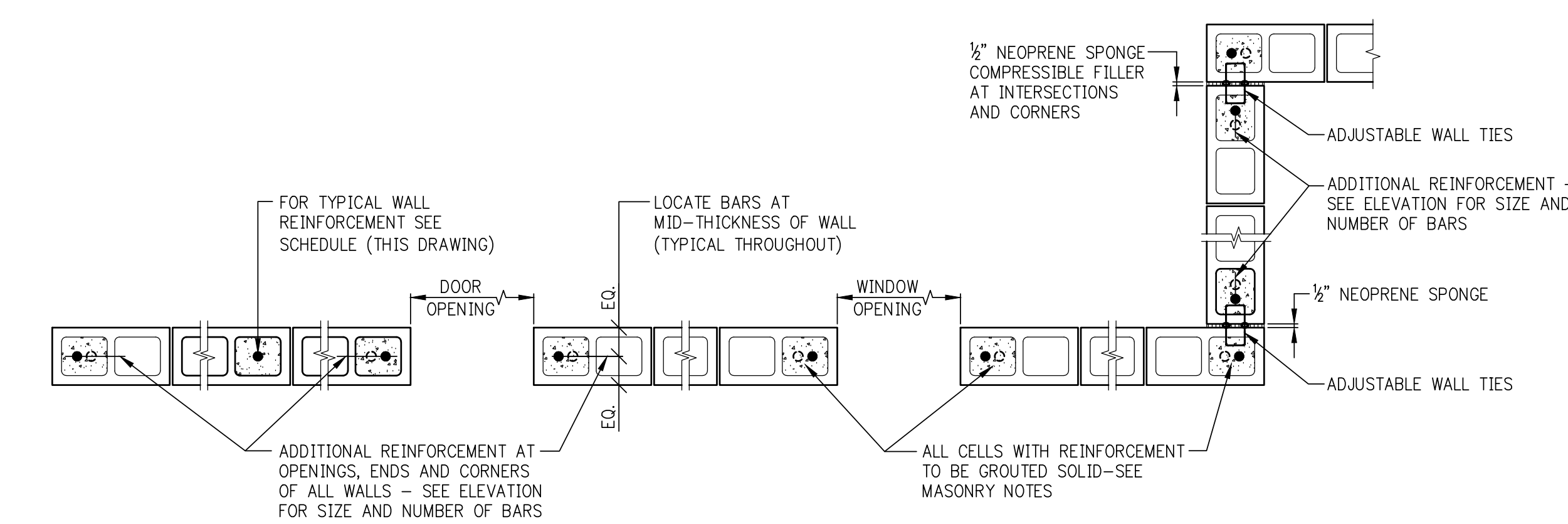
© 2016 RAFAEL VINOLY ARCHITECTS

1 2 3 4 5 6

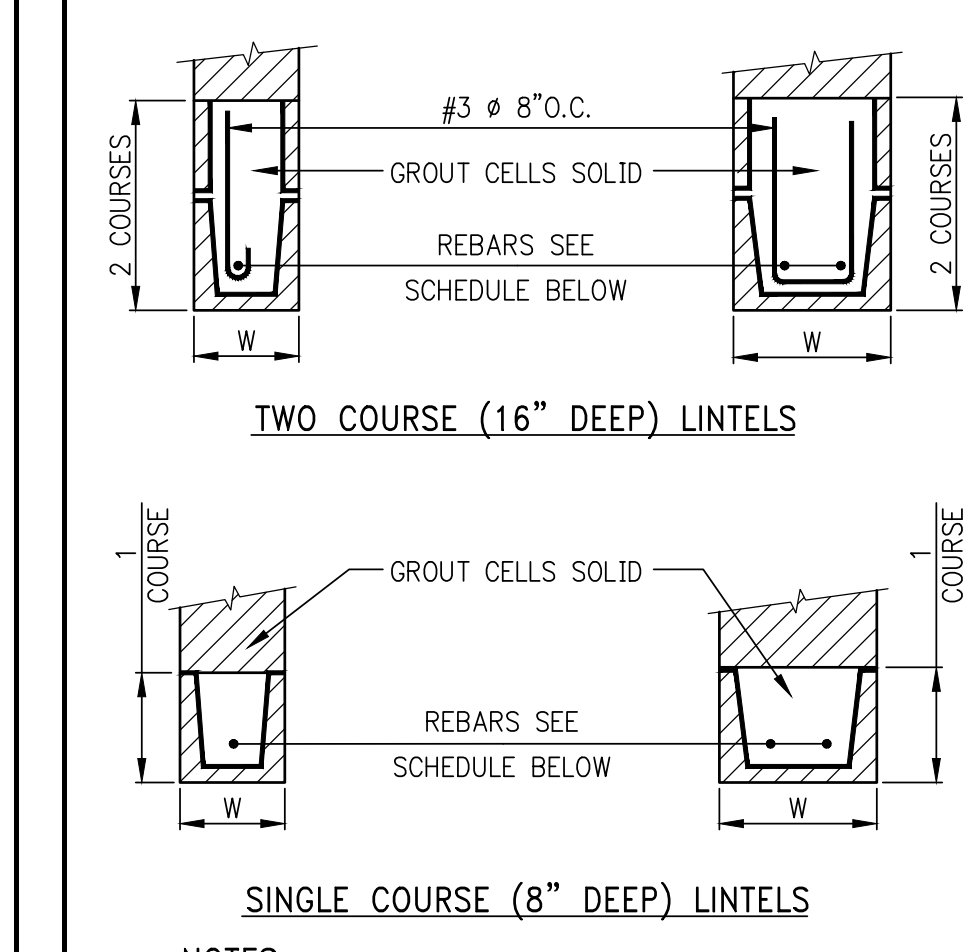


WALL REINFORCEMENT ELEVATION

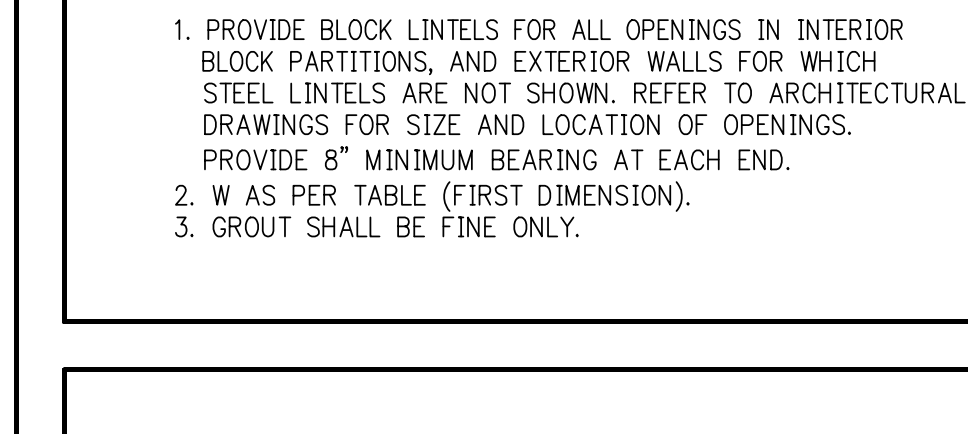
NOTES:
 1. ABOVE DETAIL APPLIES TO ALL MASONRY (C.M.U.) WALLS.
 2. FOR MULTIPLE EXTERIOR WALLS ABOVE DETAIL APPLIES TO C.M.U. BACKUP WALL ONLY, SEE SECTION BELOW FOR ADDITIONAL INFORMATION



PLAN SECTION A
(FOR DOWELS SEE ELEVATION)



TWO COURSE (16" DEEP) LINTELS



SINGLE COURSE (8" DEEP) LINTELS

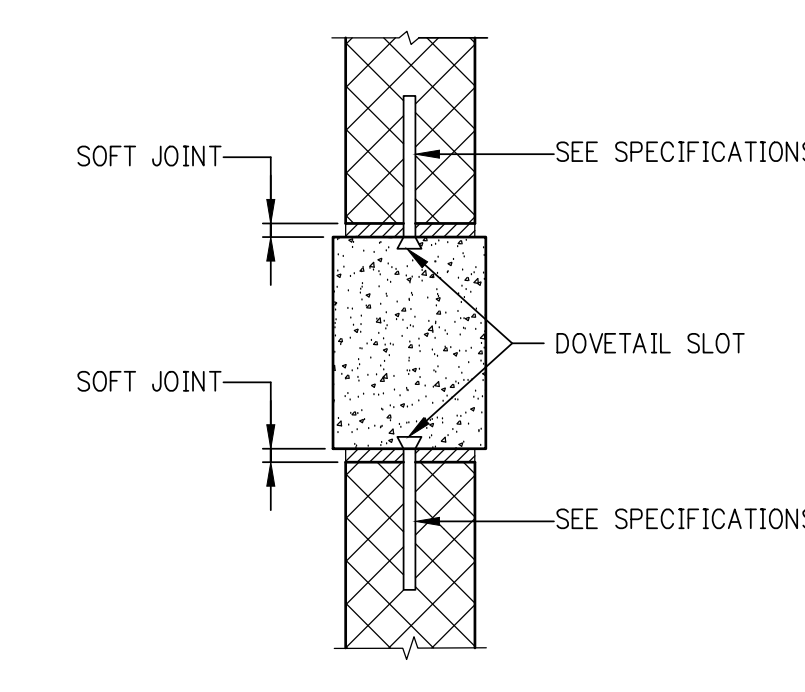
NOTES:
 1. PROVIDE BLOCK LINTELS FOR ALL OPENINGS IN INTERIOR BLOCK PARTITIONS, AND EXTERIOR WALLS FOR WHICH STEEL LINTELS ARE NOT SHOWN. REFER TO ARCHITECTURAL DRAWINGS FOR SIZE AND LOCATION OF OPENINGS. PROVIDE 8" MINIMUM BEARING AT EACH END.
 2. W AS PER TABLE (FIRST DIMENSION).
 3. GROUT SHALL BE FINE ONLY.

REINFORCED BLOCK LINTEL

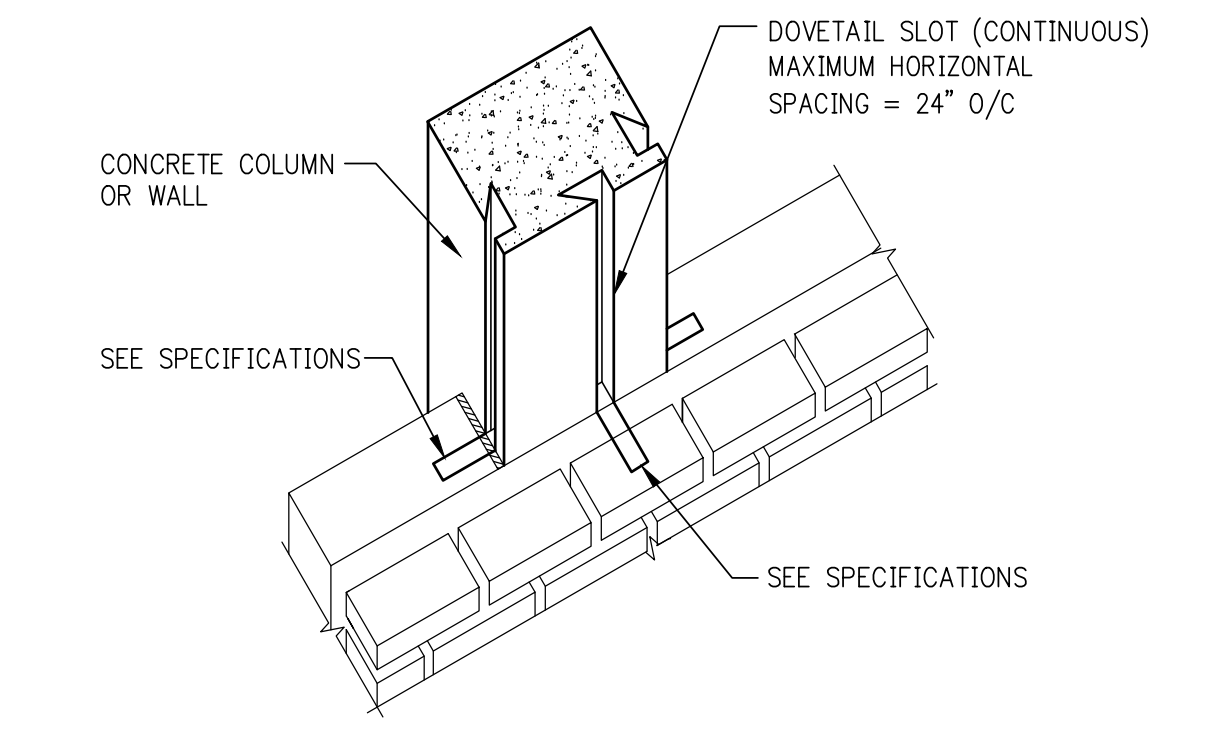
TYPE OF LOADING *	LINTEL SECTION NOMINAL SIZE (IN.)	REQUIRED REINFORCEMENT								
		CLEAR SPAN								
		3'-4"	4'-0"	4'-8"	5'-4"	6'-0"	6'-8"	7'-4"	8'-0"	10'-0"
WALL LOADS	6x8	1-#4	1-#4	1-#4	2-#4	2-#5	-	-	-	-
	6x16	-	-	-	-	2-#4	2-#4	2-#4	2-#4	2-#5
FLOOR & ROOF LOADS	6x16	1-#4	1-#4	1-#4	1-#5	2-#4	2-#5	2-#5	2-#5	2-#6
	8x8	1-#4	2-#4	2-#4	2-#4	2-#4	2-#5	2-#6	-	-
WALL LOADS	8x16	-	-	-	-	-	-	-	2-#5	2-#6
	8x8	2-#4	-	-	-	-	-	-	-	-
FLOOR & ROOF LOADS	8x16	2-#4	2-#4	2-#4	2-#4	2-#4	2-#4	2-#5	2-#5	2-#6
	8x8	2-#4	-	-	-	-	-	-	-	-

(* INCLUDES WEIGHT OF LINTEL)

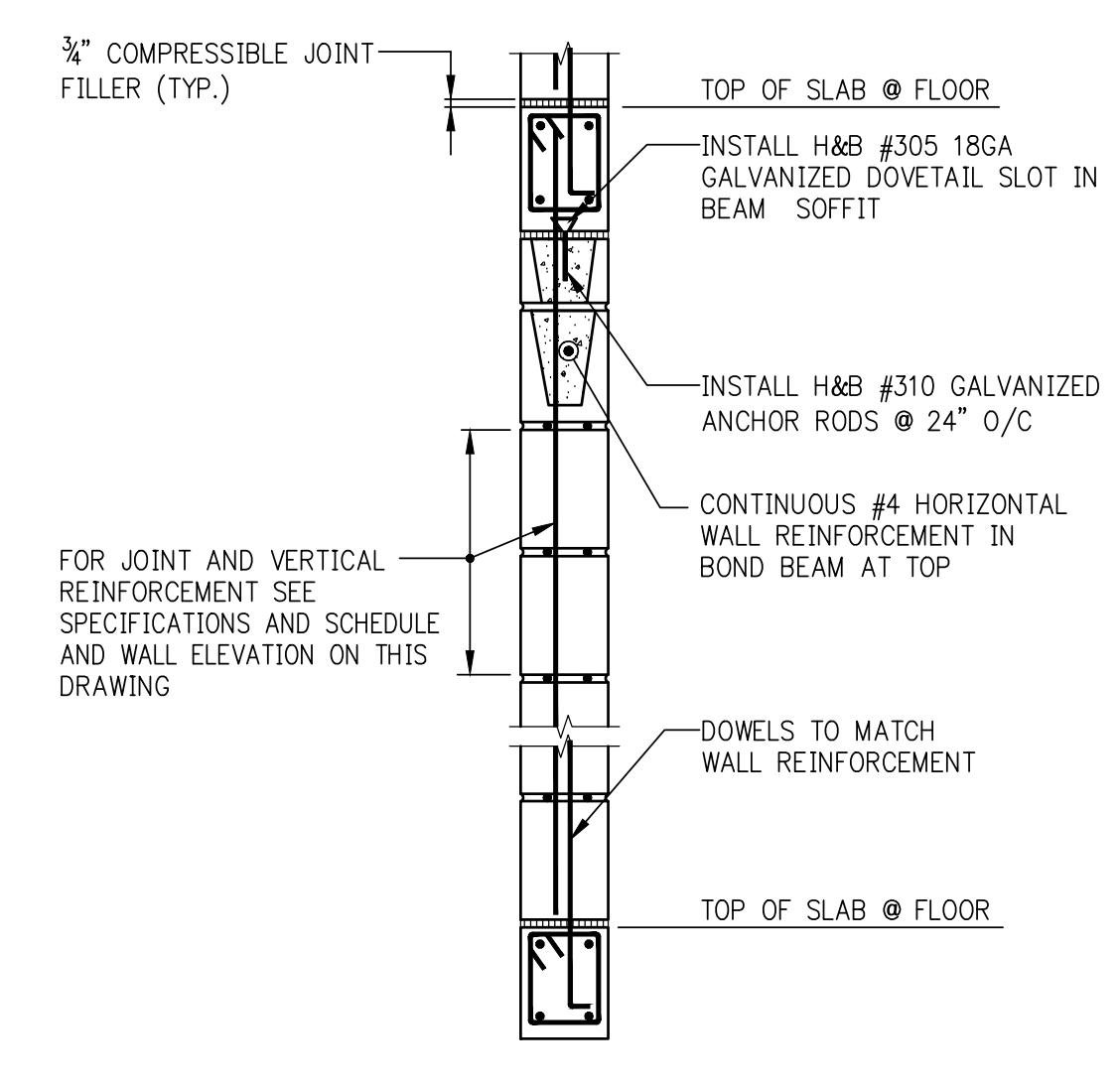
NOTES:
 1. WALL LOADS ASSUMED 300lbs. PER LINEAR FOOT.
 2. FLOOR & ROOF LOADS INCLUDING WALL LOADS ASSUMED 1000lbs. PER LINEAR FOOT.
 3. 8" LINTELS ASSUMED TO WEIGH 50#/FT.
 4. 16" LINTELS ASSUMED TO WEIGH 100#/FT.
 5. IF ACTUAL LOADS EXCEED THOSE ASSUMED, CONTRACTOR IS TO OBTAIN DIRECTION FROM THE ENGINEER.
 6. FOR LINTELS OVER 10'-0" LONG, CONTRACTOR IS TO OBTAIN DIRECTION FROM THE ENGINEER.



PART PLAN AT INTERIOR COLUMN
SHOWING PARTITION ANCHORAGE



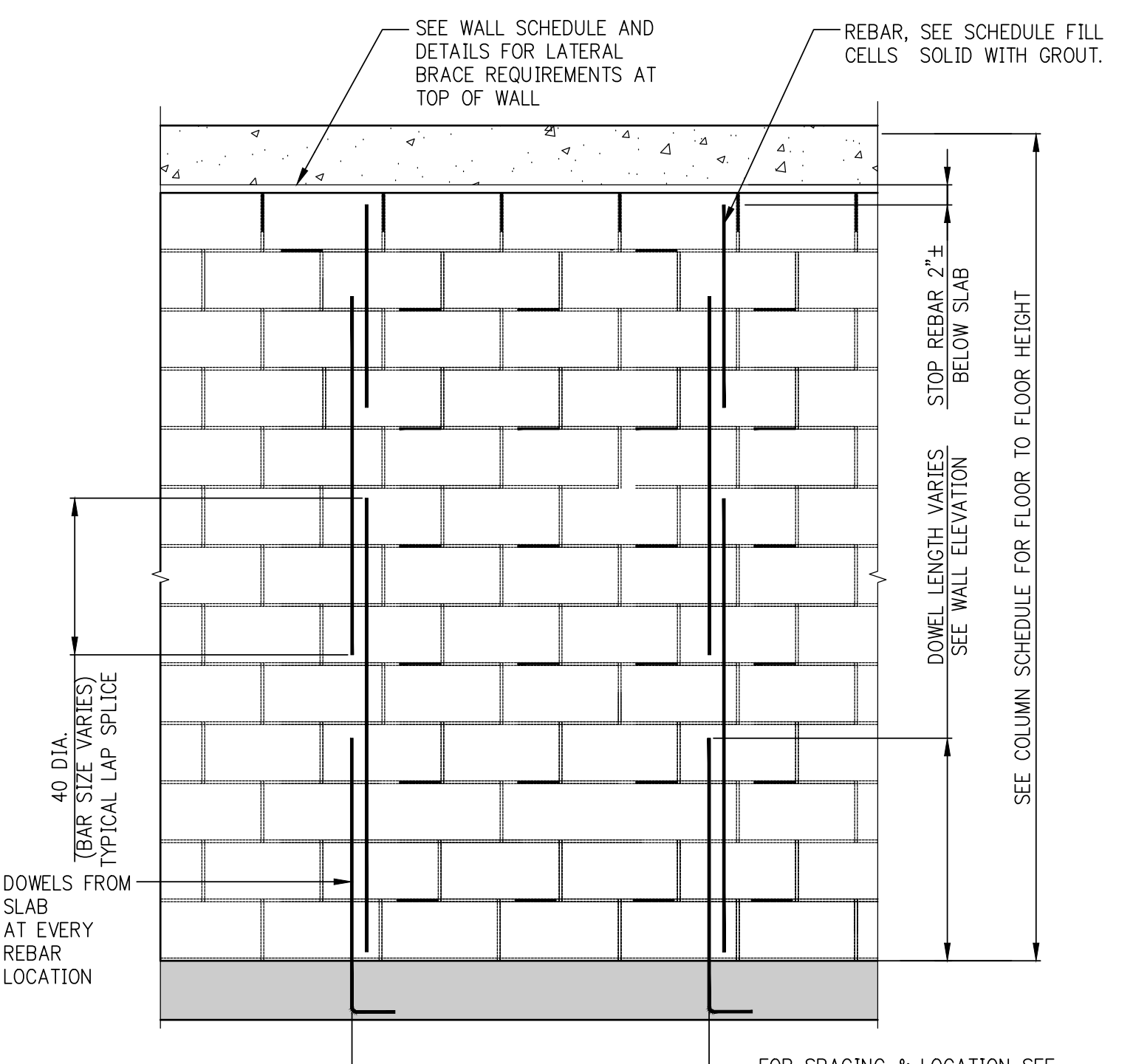
ISOMETRIC SHOWING DOVETAIL SLOT ANCHORS
IN CONCRETE COLUMN OR WALL



WALL ANCHORAGE AT BEAMS
BETWEEN SCISSOR STAIRS

LOOSE LINTEL SCHEDULE (ANGLES OR W-SHAPE PLUS PLATE)		
MASONRY OPENING	ANGLE SIZE PER EACH 4" WIDTH OF MASONRY (OR W + P)	ANGLE SIZE FOR 6" WIDTH OF MASONRY
UP TO 5'-0"	L3 1/2 x 3 1/2 x 3/8	L6 x 4 x 3/8
5'-1" TO 8'-0"	L6 x 3 1/2 x 3/8	L6 x 4 x 3/8
8'-1" TO 10'-8"	L6 x 3 1/2 x 3/8	-
10'-9" TO 14'-0"	W8x15 + BOTTOM P 7/8 x 7 (WELD PLATE TO BOTTOM FLANGE)	-

NOTES:
 1. ANGLE LENGTH = MASONRY OPENING PLUS 1'-0" (6" BEARING AT EACH END).
 2. ANGLE LONG LEG IS VERTICAL.
 3. W8 + P TO BE USED AT 8" WIDE WALL ONLY.
 4. PROVIDE FIREPROOFING ON LINTELS FOR MASONRY OPENINGS GREATER THAN 4'-0", AS REQUIRED BY CODE.
 5. JOINTS SHALL NOT BE LOCATED OVER THE MASONRY OPENING.



SPlice LENGTH OF REBAR IN CMU WALL

**C.M.U. WALL REINFORCEMENT SCHEDULE
(AND LATERAL BRACING LOAD AT TOP)**

LOCATION AND HEIGHT OF WALL	MINIMUM BLOCK THICKNESS	VERTICAL REINFORCEMENT	DOWELS FROM SLAB	LATERAL BRACING FORCE (TOP) #/FOOT	REMARKS
INTERIOR UP TO 10'-0"	4"	#4@6'-0"	#4@6'-0"		
INTERIOR 10'-1" TO 16'-0"	6"	#4@4'-8"	#4@4'-8"		
INTERIOR 16'-1" TO 20'-0"	8"	#4@4'-8"	#4@4'-8"		
EXTERIOR UP TO 8'-0"	4"	#4@3'-2"	#4@1'-6"		
EXTERIOR 8'-1" TO 10'-0"	6"	#4@3'-2"	#4@1'-6"		
EXTERIOR 10'-0" TO 15'-0"	6"	#5@1'-6"	#5@8"		PROVIDE 3'-0" TALL 6" CONC. CURB REIN. W/#5@8 V & #4@12 HOR.
EXTERIOR 10'-1" TO 12'-0"	8"	#4@3'-2"	#4@1'-6"		
EXTERIOR 12'-1" TO 16'-0"	8"	#4@1'-6"	#5@1'-6"		
EXTERIOR 16'-1" TO 20'-0"	12"	#4@1'-6"	#5@1'-6"		
EXTERIOR CANTILEVER (PARAPET, ETC.) UP TO 8'-0"	8"	#4@1'-6"	#5@1'-6"		

C.M.U. MASONRY NOTES

1. SEE ARCHITECTURAL DRAWINGS AND SPECIFICATIONS FOR COMPLETE REQUIREMENTS FOR C.M.U. MASONRY CONSTRUCTION AND APPEARANCE. DETAILS AND NOTES SHOWN ON THE STRUCTURAL DRAWINGS ARE INTENDED TO SUPPLEMENT ARCHITECTURAL REQUIREMENTS AND TO DEFINE ELEMENTS WHICH PROVIDE STRUCTURAL STRENGTH AND STABILITY.
 2. DETAILS, SECTIONS, SCHEDULES, ETC. AND THESE NOTES, REPRESENT THE MINIMUM REQUIREMENTS FOR STRUCTURAL ADEQUACY. WHERE ARCHITECTURAL REQUIREMENTS DIFFER FROM STRUCTURAL, THE MORE STRINGENT SHALL BE FOLLOWED.
 3. CODE: MASONRY WALL CONSTRUCTION SHALL CONFORM TO THE NEW YORK CITY BUILDING CODE AND TO ACI 530/ASCE-5 AS REFERENCED BY THE NYC CODE.
 4. MASONRY UNITS SHALL BE LIGHTWEIGHT HOLLOW LOAD BEARING CONCRETE MASONRY (CMU). COMPRESSIVE STRENGTH OF MASONRY F_m SHALL BE A MINIMUM OF 1,500 PSI.
 5. MORTAR SHALL BE TYPE M OR S.
 6. HORIZONTAL JOINT REINFORCEMENT SHALL BE TRUSS TYPE GALVANIZED COLD-DRAWN STEEL WIRE CONFORMING TO ASTM A 951.
 7. PROVIDE HORIZONTAL JOINT REINFORCEMENT IN EVERY OTHER JOINT (16" O.C. VERTICALLY) UNLESS PLANS OR DETAILS CALL FOR CLOSER SPACING OR ADDITIONAL REINFORCEMENT.
 8. BAR REINFORCEMENT: ASTM A 615 GRADE 60, PER SCHEDULE. FOR ADDITIONAL REINFORCEMENT SEE WALL REINFORCEMENT ELEVATION.
 9. ALL CELLS WITH REINFORCEMENT SHALL BE GROUTED SOLID FOR THE FULL EXTENT OF BAR, VERTICAL AND HORIZONTAL.
 10. GROUT SHALL HAVE A MINIMUM COMPRESSIVE STRENGTH OF 2,000 PSI. GROUT SHALL BE "FINE" AS DEFINED BY ASTM C 476.
 11. STEEL ANGLES: ASTM A 36. STEEL IN AN EXTERIOR WALL OR EXPOSED TO THE EXTERIOR SHALL BE GALVANIZED.
 12. CONTRACTOR SHALL COORDINATE ALL MASONRY WORK WITH WORK OF OTHER TRADES: ARCHITECTURAL, STRUCTURAL, MEP.



277
Fifth Avenue
NEW YORK, NY

OWNER:
VICTOR NOMAD LLC

CONSTRUCTION MANAGER:
LEND LEASE
200 PARK AVENUE 9TH FLOOR
NEW YORK, NY 10116
TEL: 212 592 6700

ARCHITECT:
RAFAEL VINOLY ARCHITECTS PC
50 VANDAM STREET
NEW YORK, NY 10013
TEL: 212 924 5060 FAX: 212 924 5858

STRUCTURAL ENGINEER:
WSP PARSONS BRINCKERHOFF
ONE PENN PLAZA, 4TH FLOOR
NEW YORK, NY 10119
TEL: 212 687 9888

MEP/PFIT ENGINEER:
MGE ENGINEERING
116 WEST 32ND STREET, 12TH FLOOR
NEW YORK, NY 10001
TEL: 212 643 9055

GEOTECH CIVIL ENGINEER:
LANGAN ENGINEERING
300 KIMBALL DRIVE, 4TH FLOOR
PARSIPPANY, NJ 07054
TEL: 973 560 4900

VERTICAL TRANSPORT CONSULTANT:
VAN DEUSEN & ASSOCIATES
120 EAGLE ROCK AVENUE, SUITE 310
EAST HANOVER, NJ 07936
TEL: 973 994 9220

ENCLOSURE CONSULTANT:
VIDARIS, INC.
360 PARK AVENUE SOUTH, 15TH FLOOR
NEW YORK, NY 10010
TEL: 212 689 5389

FAÇADE MAINTENANCE CONSULTANT:
ENTEK ENGINEERING LLC
166 AMES STREET
HACKENSACK, NJ 07601
TEL: 201 820 2801

ACOUSTICAL CONSULTANT:
CERAMI & ASSOCIATES
404 FIFTH AVENUE
NEW YORK, NY 10018
TEL: 212 616 4179

LIGHTING CONSULTANT:
ONE LUX STUDIO
158 WEST 29TH STREET, 10TH FLOOR
NEW YORK, NY 10001
TEL: 212 201 5790

SPECIFICATIONS CONSULTANT:
ROBERT SCHWARTZ & ASSOCIATES
589 EIGHTH AVENUE, 17TH FLOOR
NEW YORK, NY 10018
TEL: 212 691 3248

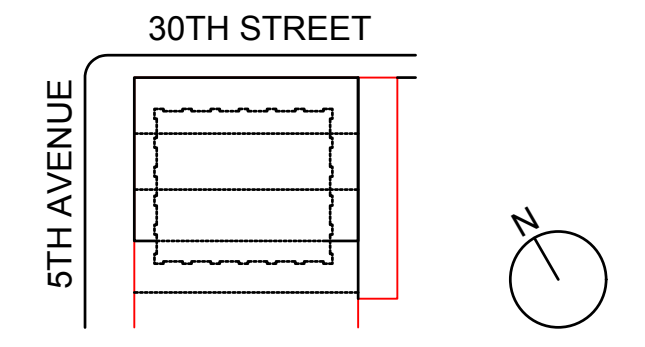
ENERGY MODELING CONSULTANT:
STEVEN WINTER ASSOCIATES, INC
307 SEVENTH AVENUE, SUITE 1701
NEW YORK, NY 10001
TEL: 212 564 5800

INTERIOR DESIGN CONSULTANT:
BEERS INTERIORS
156 5TH AVENUE, PENTHOUSE 2
NEW YORK, NY 10010
TEL: 212 352 2020

NYC DEPT. OF BUILDINGS
PAA #1

ARCHITECT'S SEAL

NO.	ISSUE DATE	DESCRIPTION
1	02/24/2017	PAA #1



KEY PLAN AND NORTH SIGN
IF THIS DRAWING IS NOT 42" X 30" IT IS A REDUCED PRINT.
REFER TO GRAPHIC SCALE

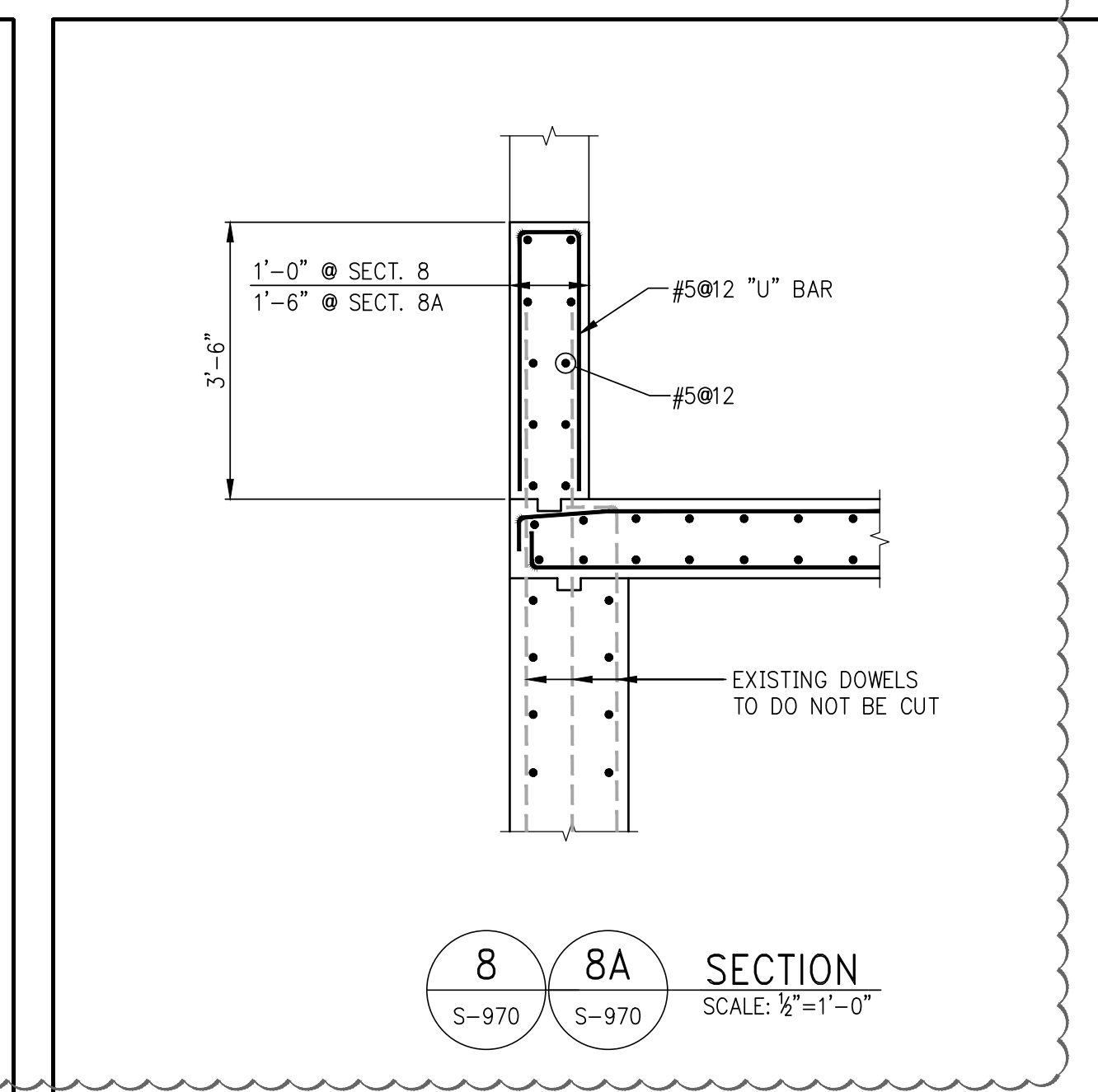
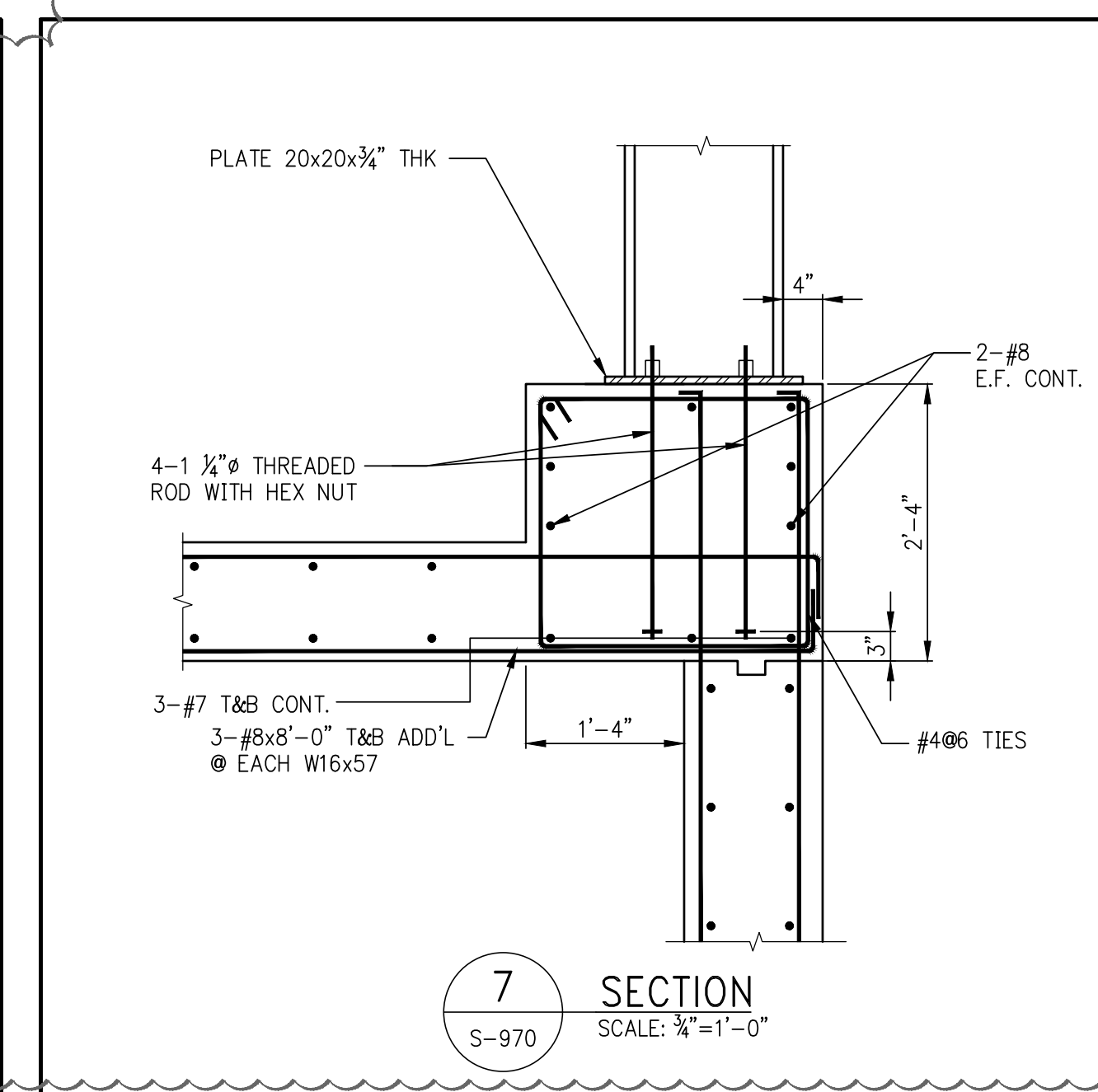
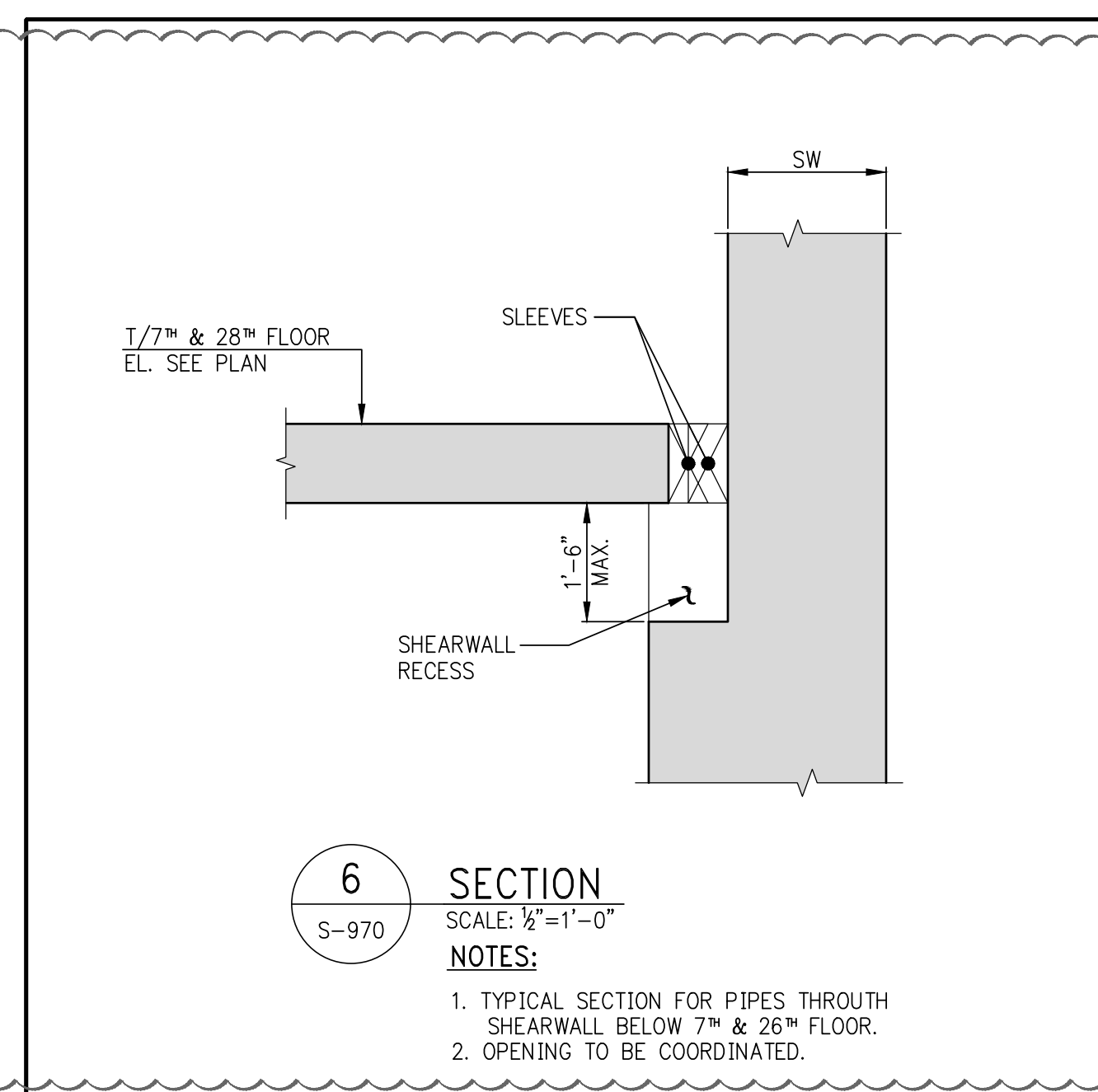
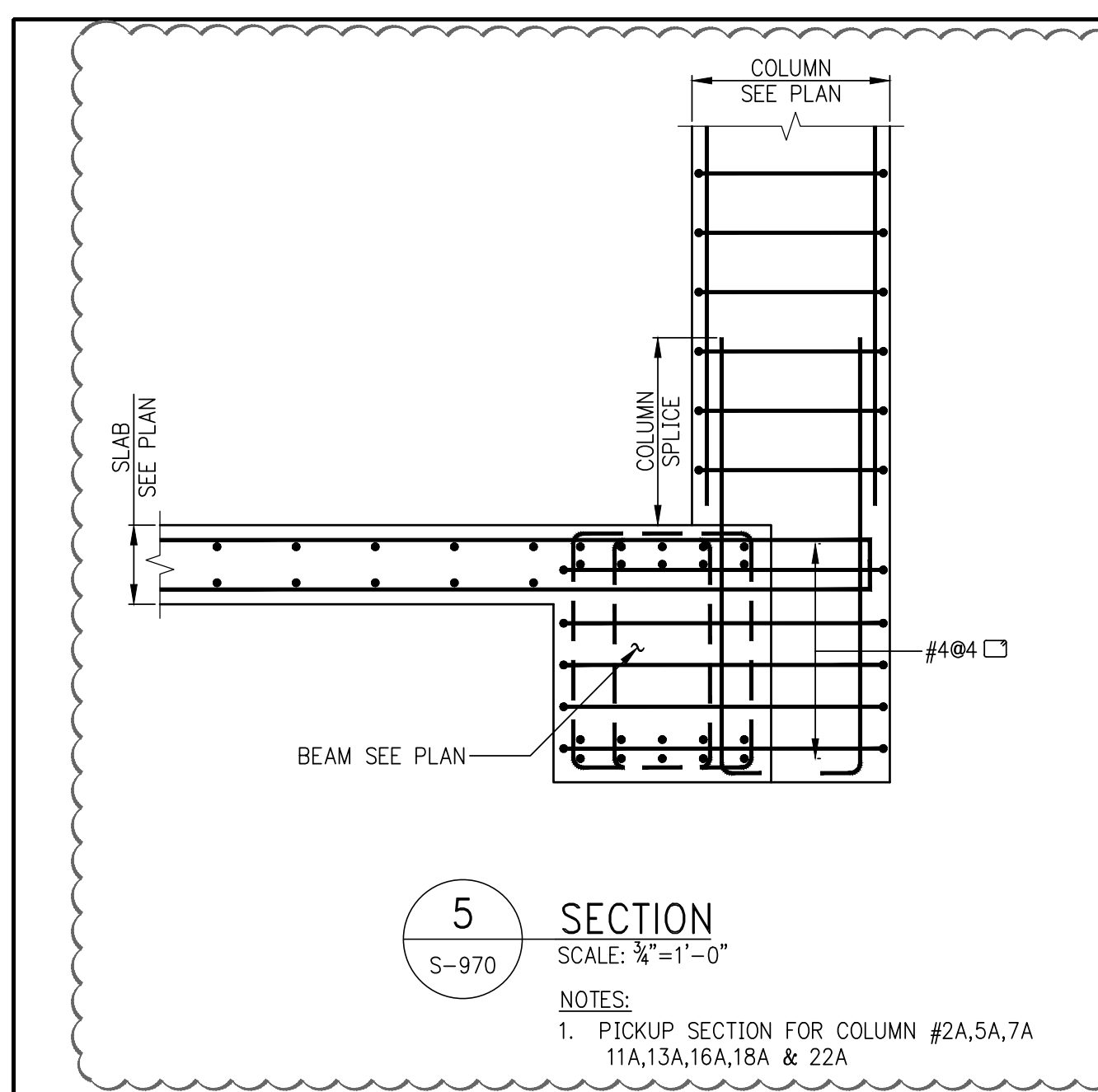
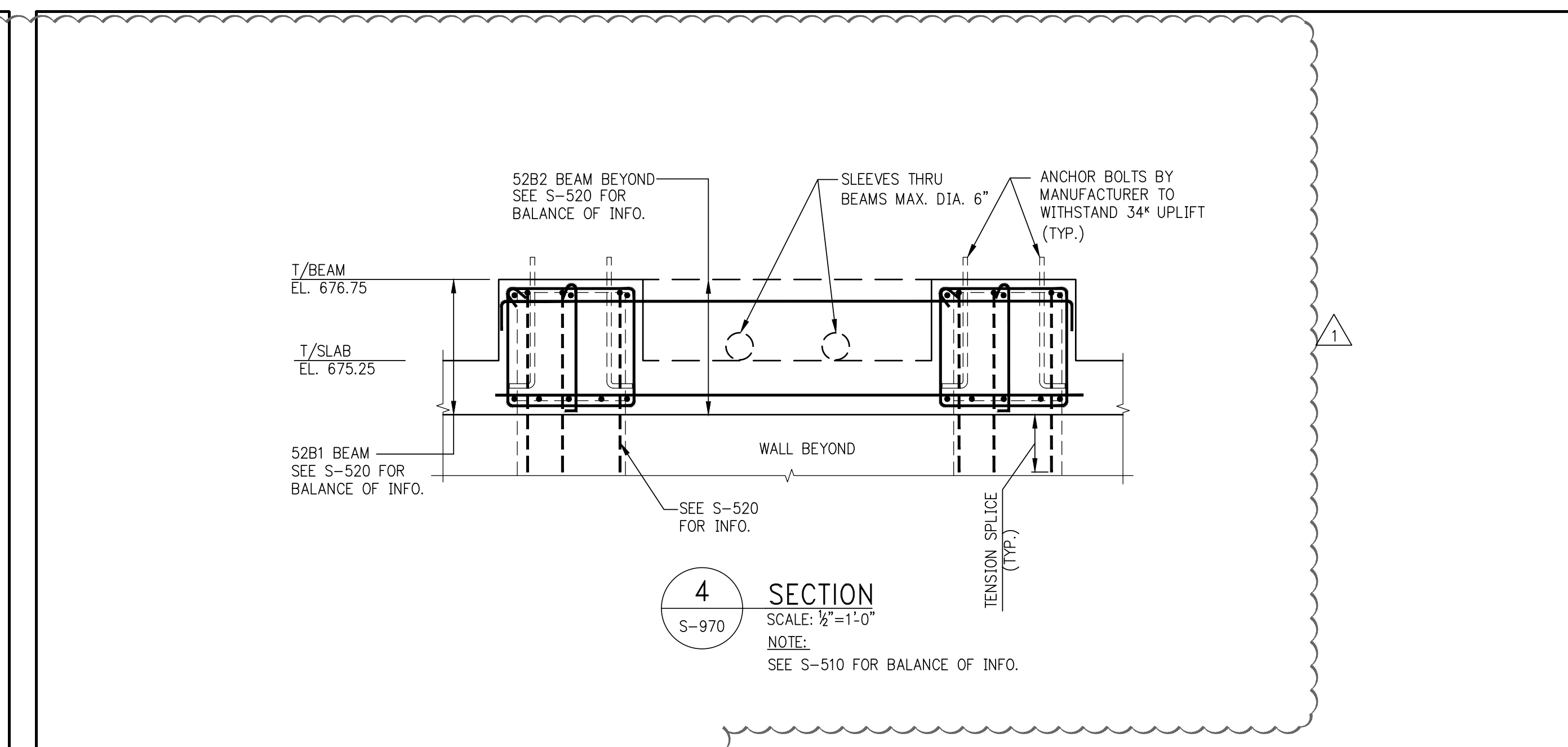
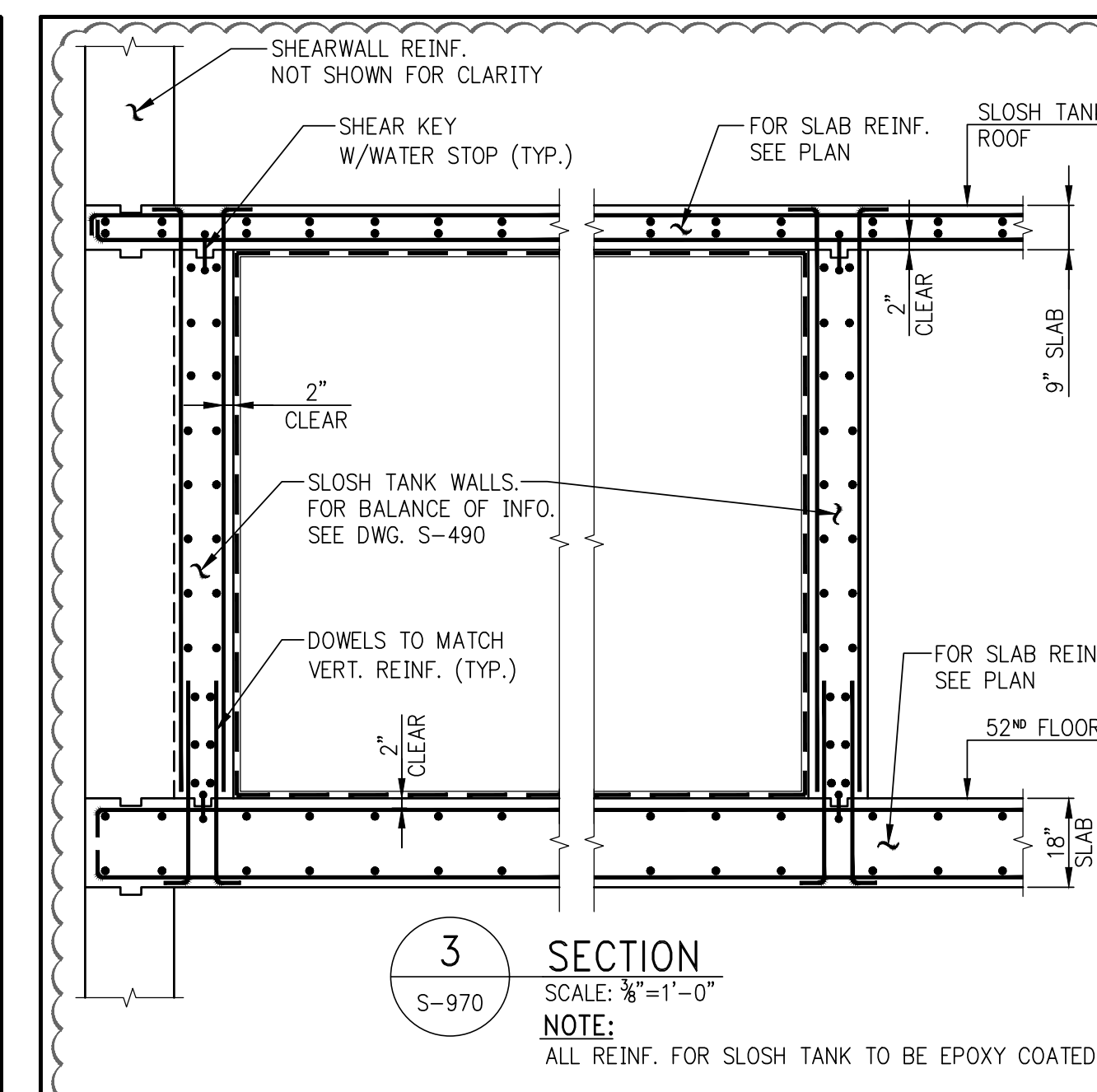
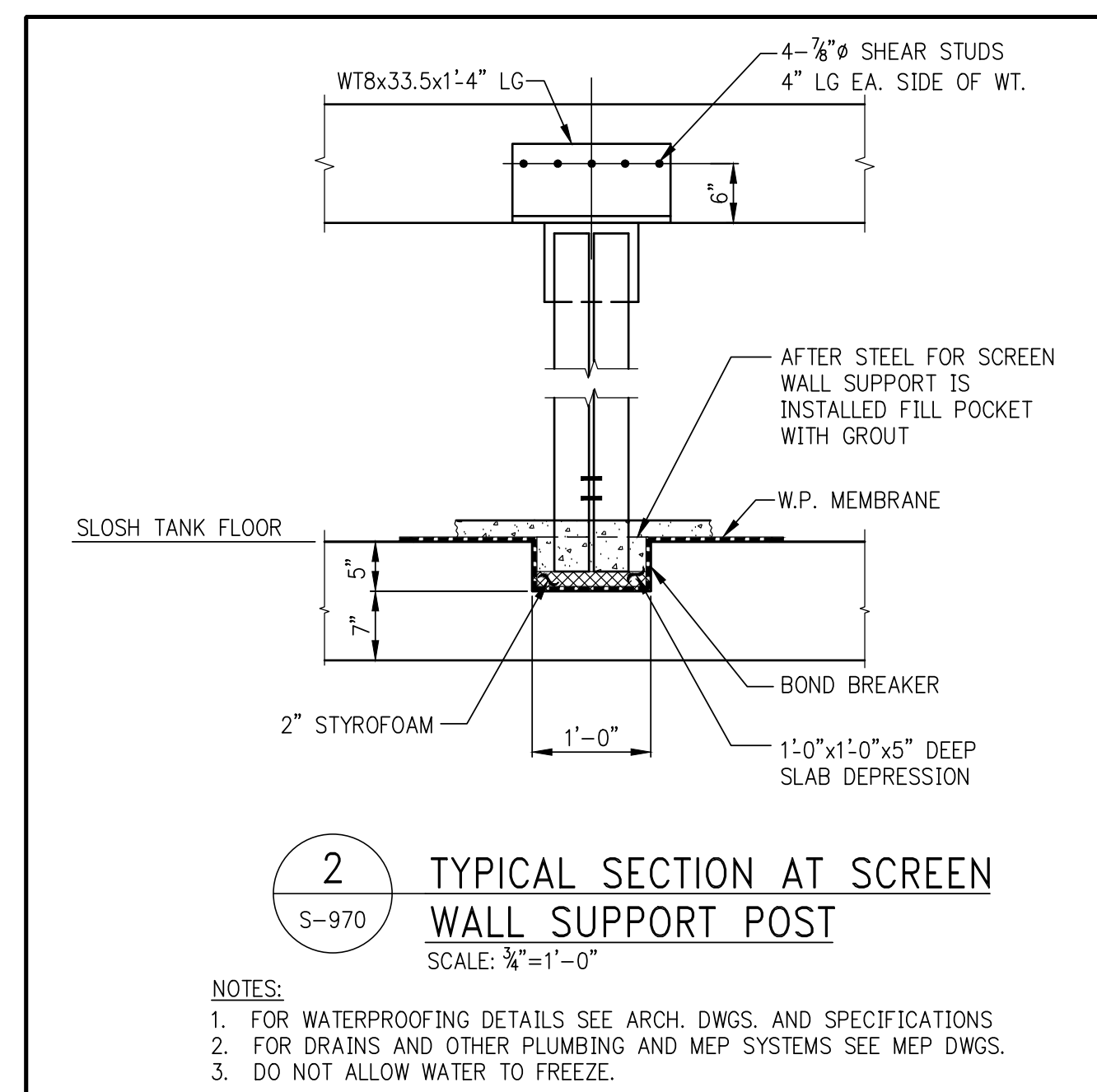
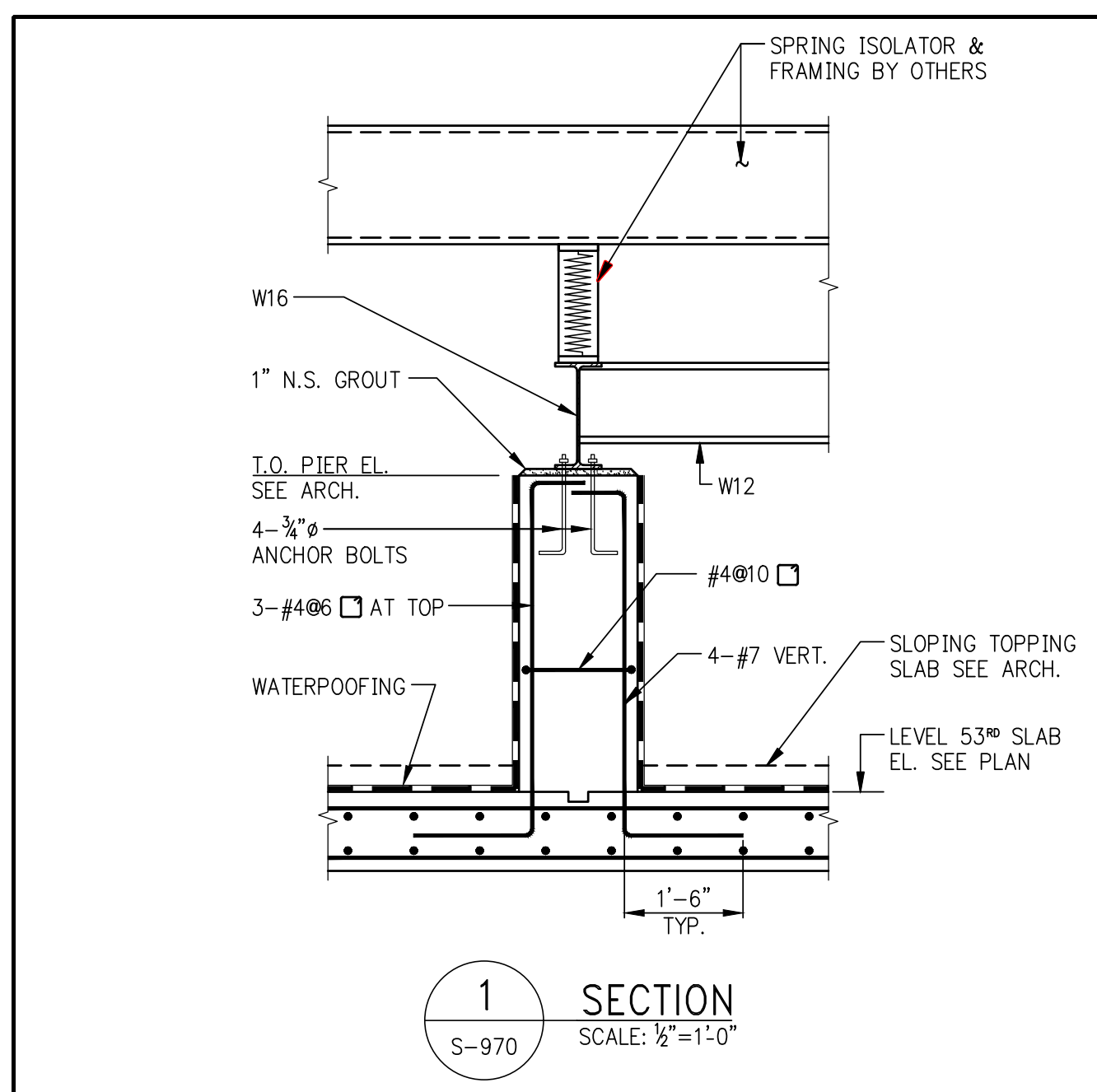
SCALE N.T.S.

TYPICAL MASONRY DETAILS

SHEET TITLE:

S-965.00

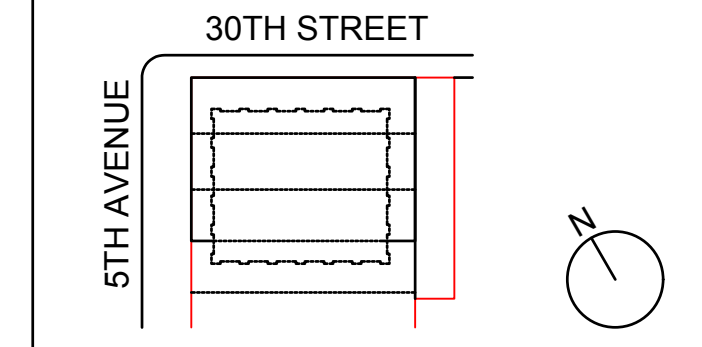
SHEET NUMBER:
1490153



- OWNER: VICTOR NOMAD LLC
- CONSTRUCTION MANAGER: LEND LEASE
200 PARK AVENUE 9TH FLOOR
NEW YORK, NY 10168
TEL: 212 592 6700
- ARCHITECT: RAFAEL VINOLY ARCHITECTS PC
50 VANDAM STREET
NEW YORK, NY 10013
TEL: 212 924 5060 FAX: 212 924 5858
- STRUCTURAL ENGINEER: WSP PARSONS BRINCKERHOFF
ONE PENN PLAZA, 4TH FLOOR
NEW YORK, NY 10119
TEL: 212 687 9888
- MEP/FP/IT ENGINEER: MGE ENGINEERING
116 WEST 32ND STREET, 12TH FLOOR
NEW YORK, NY 10001
TEL: 212 643 9055
- GEOTECH CIVIL ENGINEER: LANGAN ENGINEERING
300 KIMBALL DRIVE, 4TH FLOOR
PARSIPPANY, NJ, 07054
TEL: 973 560 4900
- VERTICAL TRANSPORT CONSULTANT: VAN DEUSEN & ASSOCIATES
120 EAGLE ROCK AVENUE, SUITE 310
EAST HANOVER, NJ, 07936
TEL: 973 994 9220
- ENCLOSURE CONSULTANT: VIDARIS, INC.
360 PARK AVENUE SOUTH, 15TH FLOOR
NEW YORK, NY, 10010
TEL: 212 689 5389
- FACADE MAINTENANCE CONSULTANT: ENTEK ENGINEERING LLC
166 AMES STREET
HACKENSACK, NJ, 07601
TEL: 201 820 2801
- ACOUSTICAL CONSULTANT: CERAMI & ASSOCIATES
404 FIFTH AVENUE
NEW YORK, NY, 10018
TEL: 212 616 4179
- LIGHTING CONSULTANT: ONE LUX STUDIO
158 WEST 29TH STREET, 10TH FLOOR
NEW YORK, NY, 10001
TEL: 212 201 5790
- SPECIFICATIONS CONSULTANT: ROBERT SCHWARTZ & ASSOCIATES
589 EIGHTH AVENUE, 17TH FLOOR
NEW YORK, NY, 10018
TEL: 212 691 3248
- ENERGY MODELING CONSULTANT: STEVEN WINTER ASSOCIATES, INC.
307 SEVENTH AVENUE, SUITE 1701
NEW YORK, NY, 10001
TEL: 212 564 5800
- INTERIOR DESIGN CONSULTANT: BEERS INTERIORS
156 5TH AVENUE, PENTHOUSE 2
NEW YORK, NY, 10010
TEL: 212 352 2020
- NYC DEPT. OF BUILDINGS
PAA #1

ARCHITECT'S SEAL

^	_____	_____
*	_____	_____
*	_____	_____
*	_____	_____
*	_____	_____
*	_____	_____
*	_____	_____
*	_____	_____
*	_____	_____
*	_____	_____
*	_____	_____
02/24/2017	PAA #1	
04/08/2016	DOB SUBMITTAL	
ISSUE NO.	ISSUE DATE	DESCRIPTION



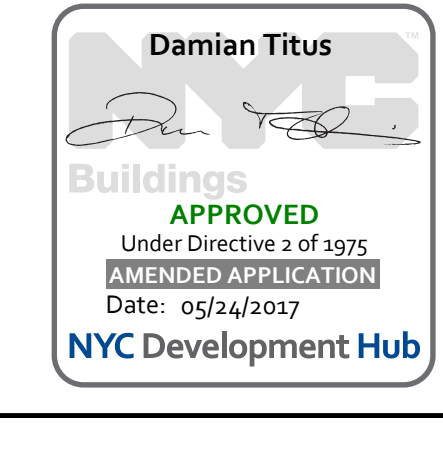
SCALE AS SHOWN

SUPERSTRUCTURE SECTION

SHEET TITLE:

SHEET NUMBER: **S-970.01**

1490153



277 Fifth Avenue

NEW YORK, NY

OWNER:
VICTOR NOMAD LLC

CONSTRUCTION MANAGER:
LEND LEASE
200 PARK AVENUE 9TH FLOOR
NEW YORK, NY 10168
TEL: 212 592 6700

ARCHITECT:
RAFAEL VINOLY ARCHITECTS PC
50 VANDAM STREET
NEW YORK, NY 10013
TEL: 212 924 5060 FAX: 212 924 5858

STRUCTURAL ENGINEER:
WSP PARSONS BRINCKERHOFF
ONE PENN PLAZA, 4TH FLOOR
NEW YORK, NY 10119
TEL: 212 687 9888

MEP/FP/IT ENGINEER:
MGE ENGINEERING
116 WEST 32ND STREET,
NEW YORK, NY 10001
TEL: 212 643 9055

GEOTECH CIVIL ENGINEER:
LANGAN ENGINEERING
300 KIMBALL DRIVE, 4TH FLOOR
PARSIPPANY, NJ 07054
TEL: 973 560 4900

VERTICAL TRANSPORT CONSULTANT:
VIDARIS, INC.
360 PARK AVENUE SOUTH, 15TH FLOOR
NEW YORK, NY 10010
TEL: 212 689 5389

ENCLOSURE CONSULTANT:
VIDARIS, INC.
360 PARK AVENUE SOUTH, 15TH FLOOR
NEW YORK, NY 10010
TEL: 212 689 5389

FAÇADE MAINTENANCE CONSULTANT:
ENTEK ENGINEERING LLC
166 AMES STREET
HACKENSACK, NJ 07601
TEL: 201 820 2801

ACOUSTICAL CONSULTANT:
CERAMI & ASSOCIATES
404 FIFTH AVENUE
NEW YORK, NY 10018
TEL: 212 616 4179

LIGHTING CONSULTANT:
ONE LUX STUDIO
158 WEST 29TH STREET, 10TH FLOOR
NEW YORK, NY 10001
TEL: 212 201 5790

SPECIFICATIONS CONSULTANT:
ROBERT SCHWARTZ & ASSOCIATES
589 EIGHTH AVENUE, 17TH FLOOR
NEW YORK, NY 10018
TEL: 212 691 3248

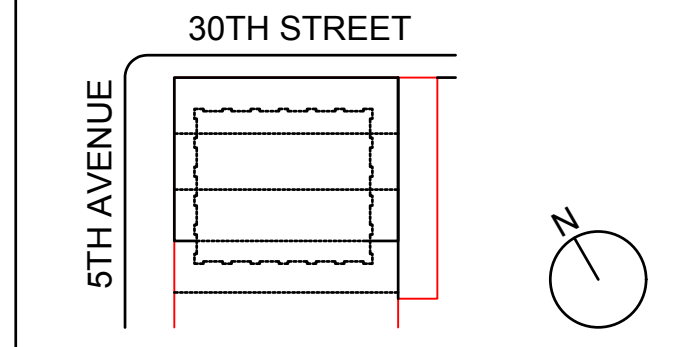
ENERGY MODELING CONSULTANT:
STEVEN WINTER ASSOCIATES, INC
307 SEVENTH AVENUE, SUITE 1701
NEW YORK, NY 10001
TEL: 212 564 5800

INTERIOR DESIGN CONSULTANT:
BEERS INTERIORS
156 5TH AVENUE, PENTHOUSE 2
NEW YORK, NY 10010
TEL: 212 352 2020

NYC DEPT. OF BUILDINGS
PAA #1

ARCHITECT'S SEAL

^		
▲		
▲		
▲		
▲		
▲		
▲		
▲		
▲		
▲	02/24/2017	PAA #1
▲	04/08/2016	DOB SUBMITTAL
▲	ISSUE DATE	DESCRIPTION
▲	NO.	



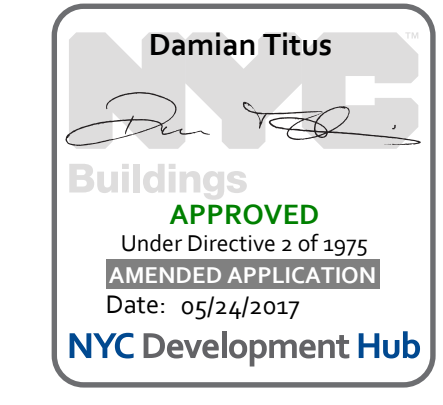

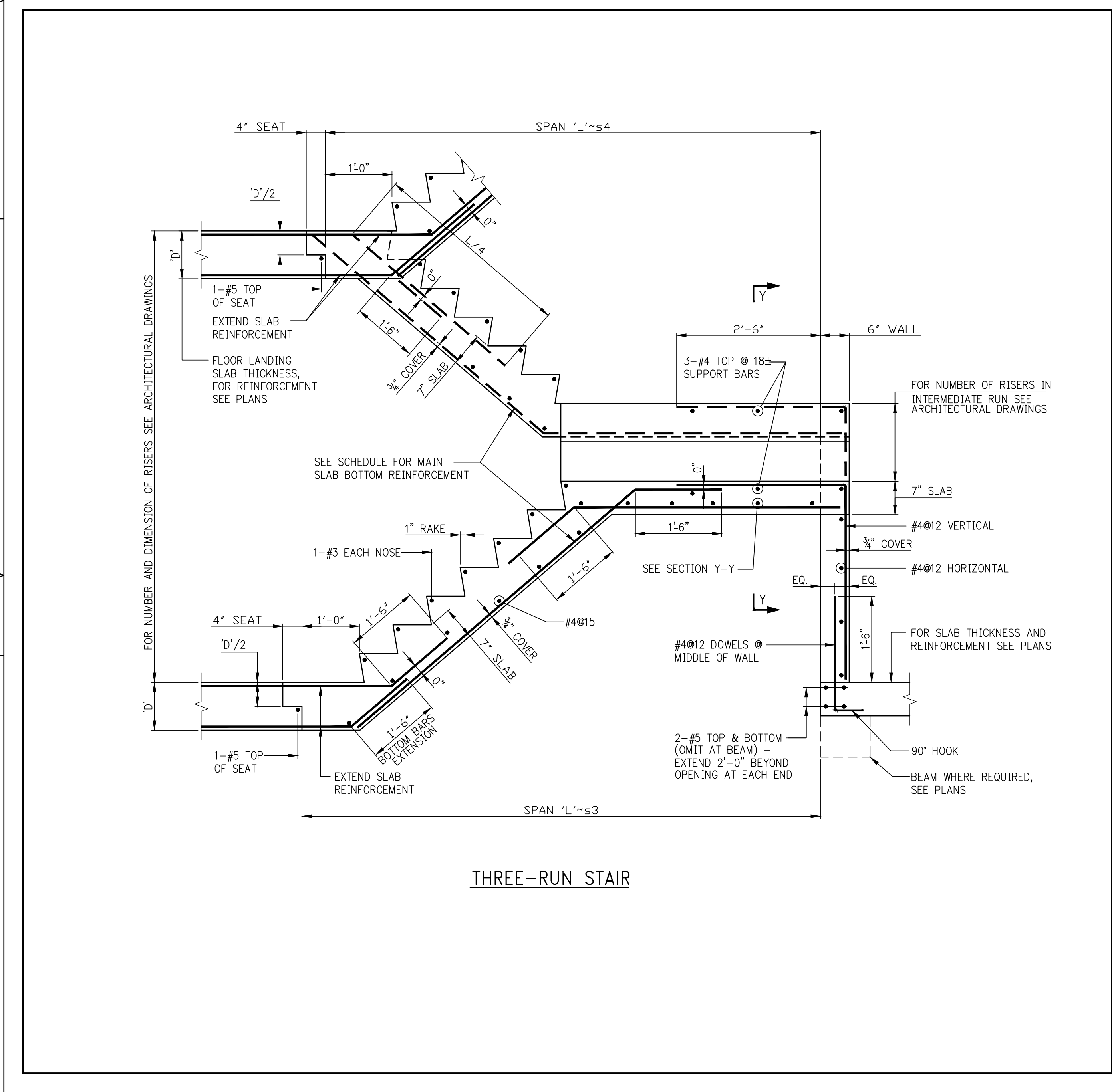
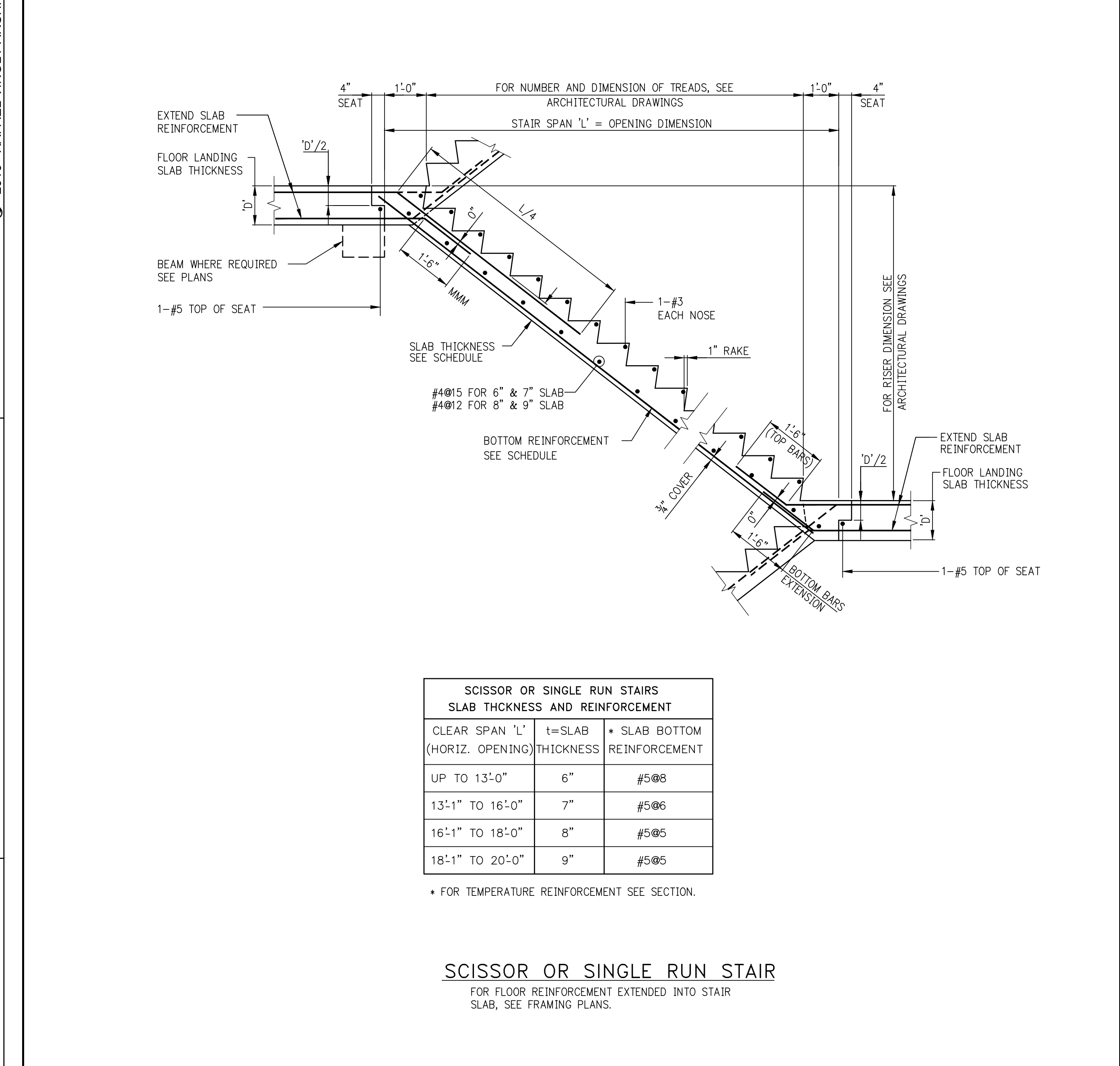

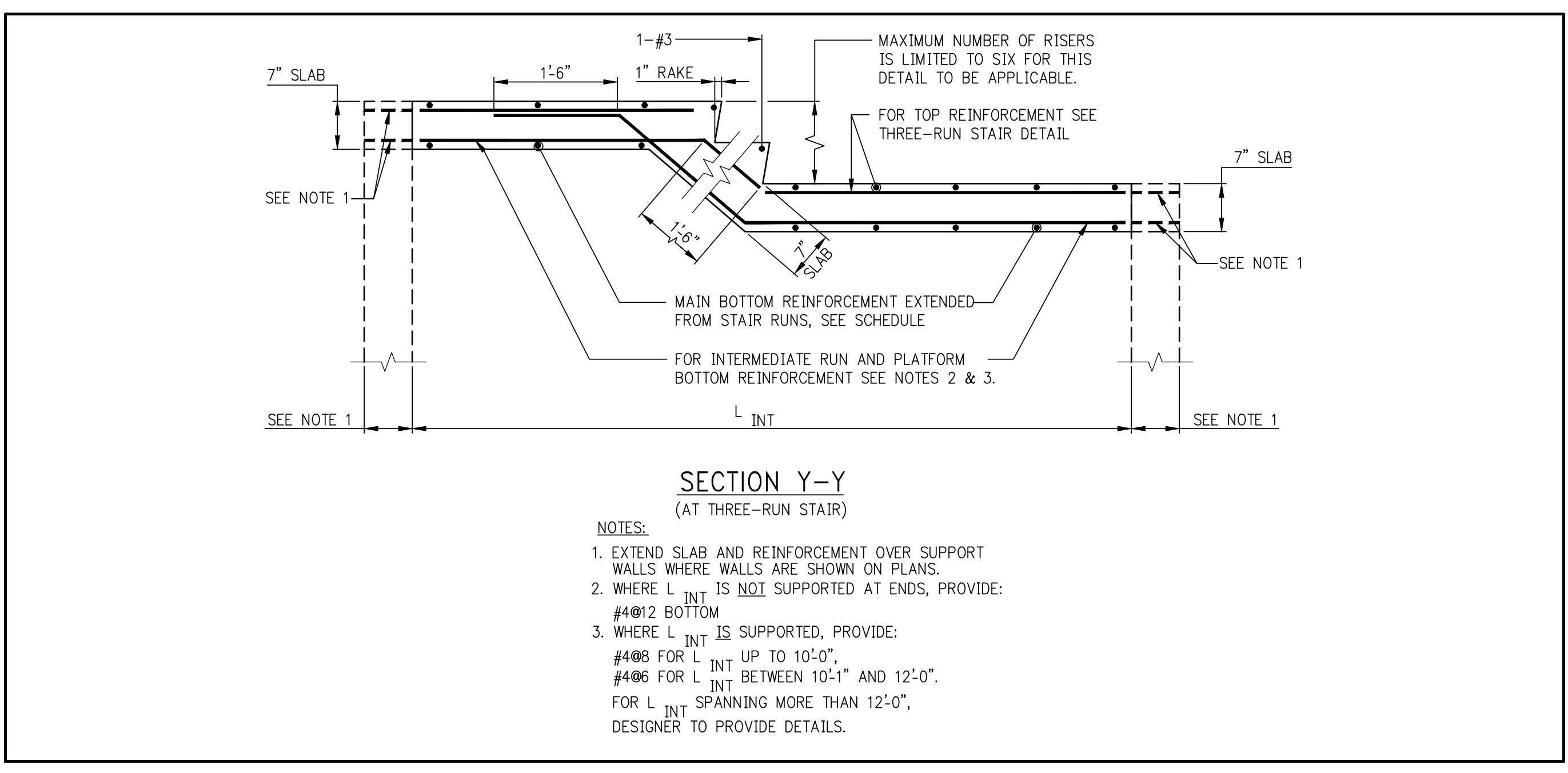
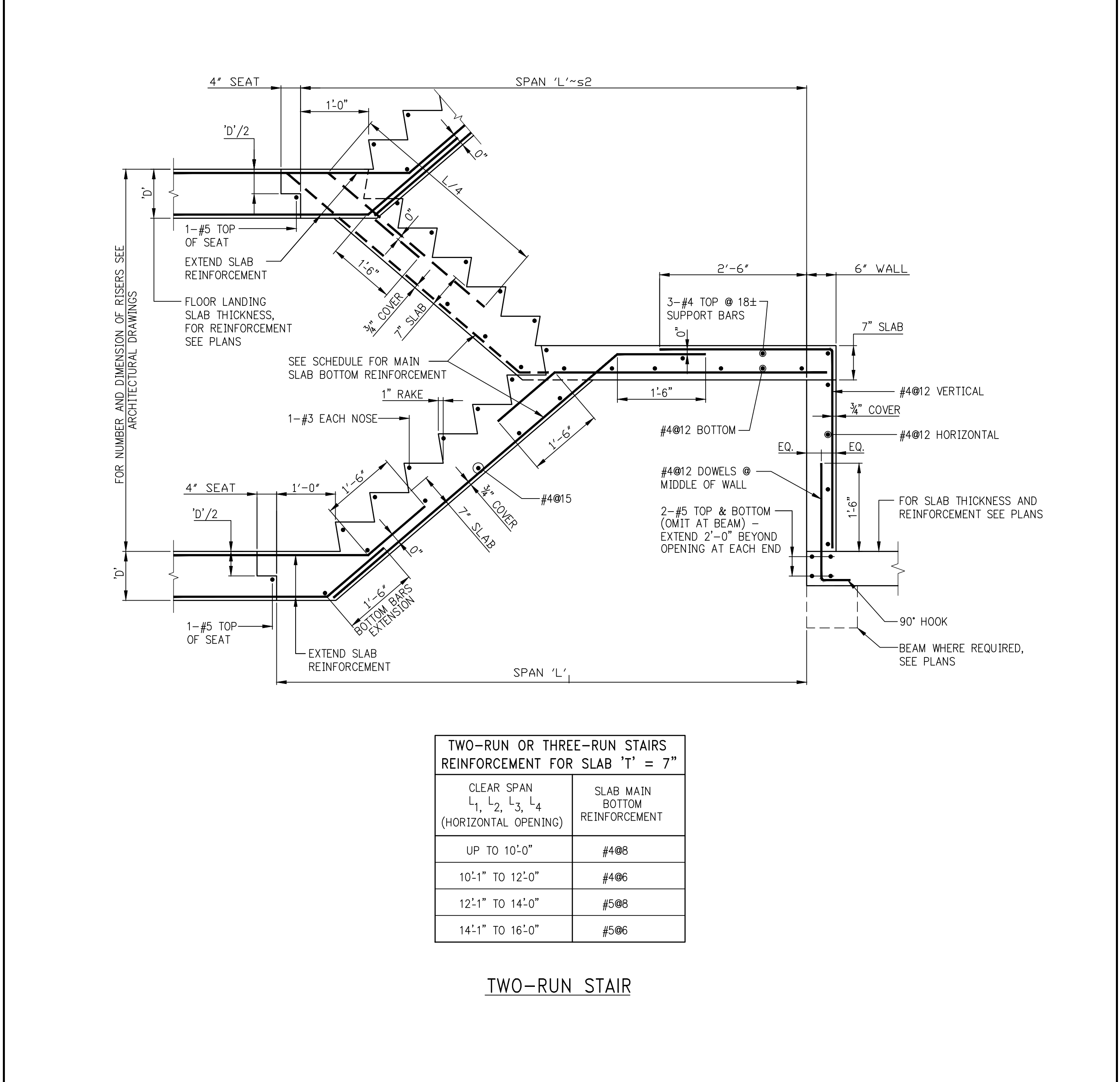
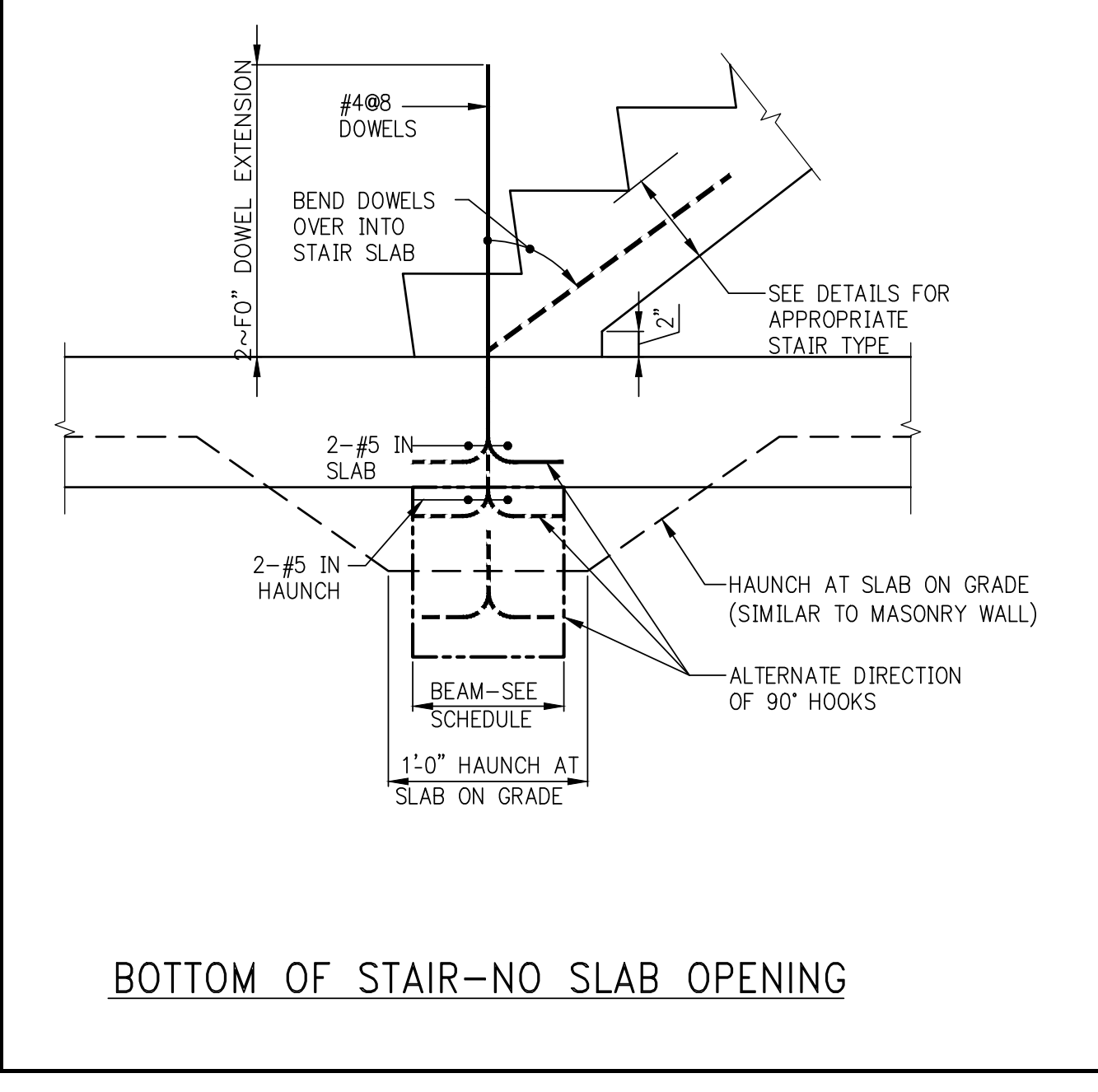
KEY PLAN AND NORTH SIGN
IF THIS DRAWING IS NOT 42" X 30" IT IS
A REDUCED PRINT.
REFER TO GRAPHIC SCALE

SCALE N.T.S.

TYPICAL STAIR DETAILS

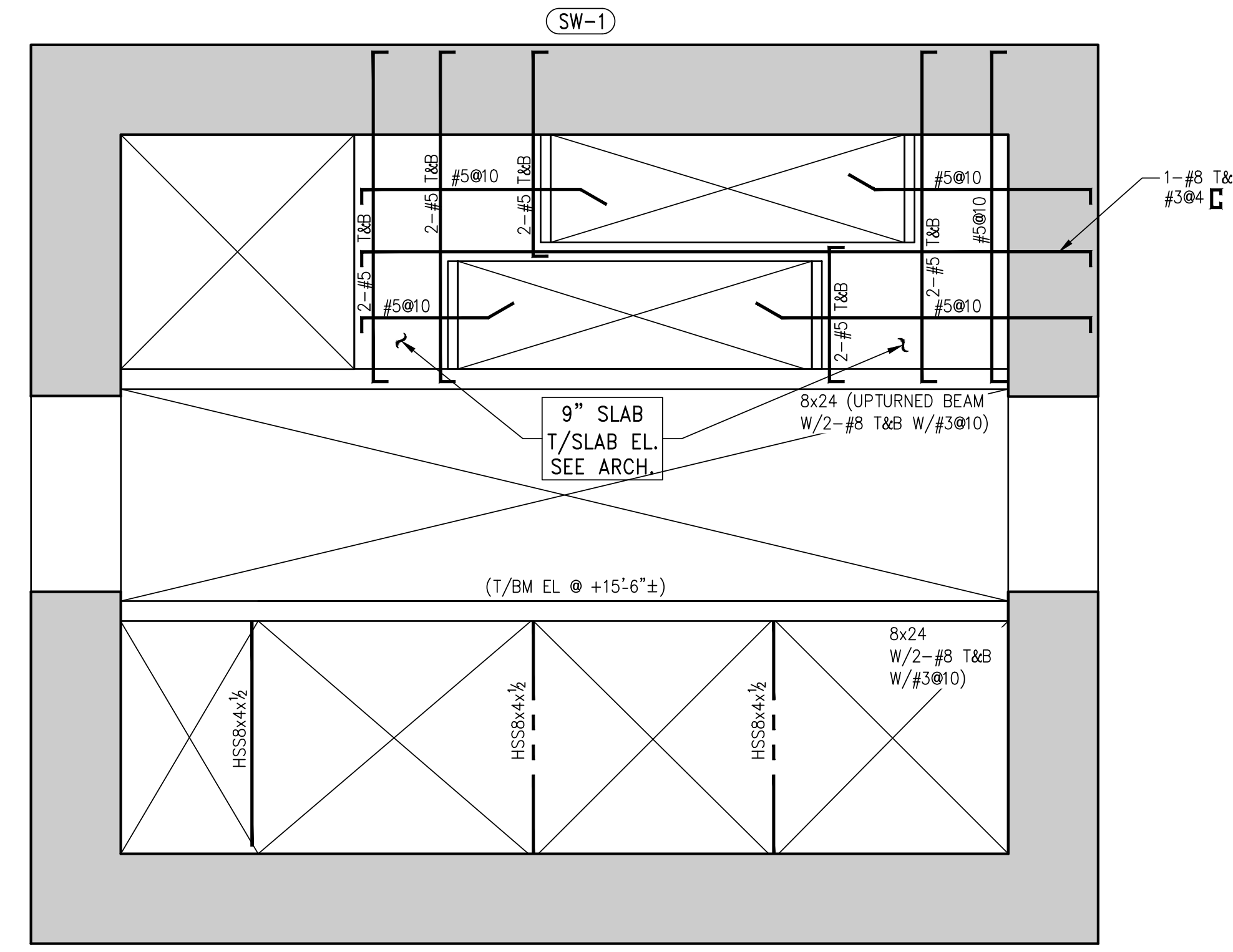
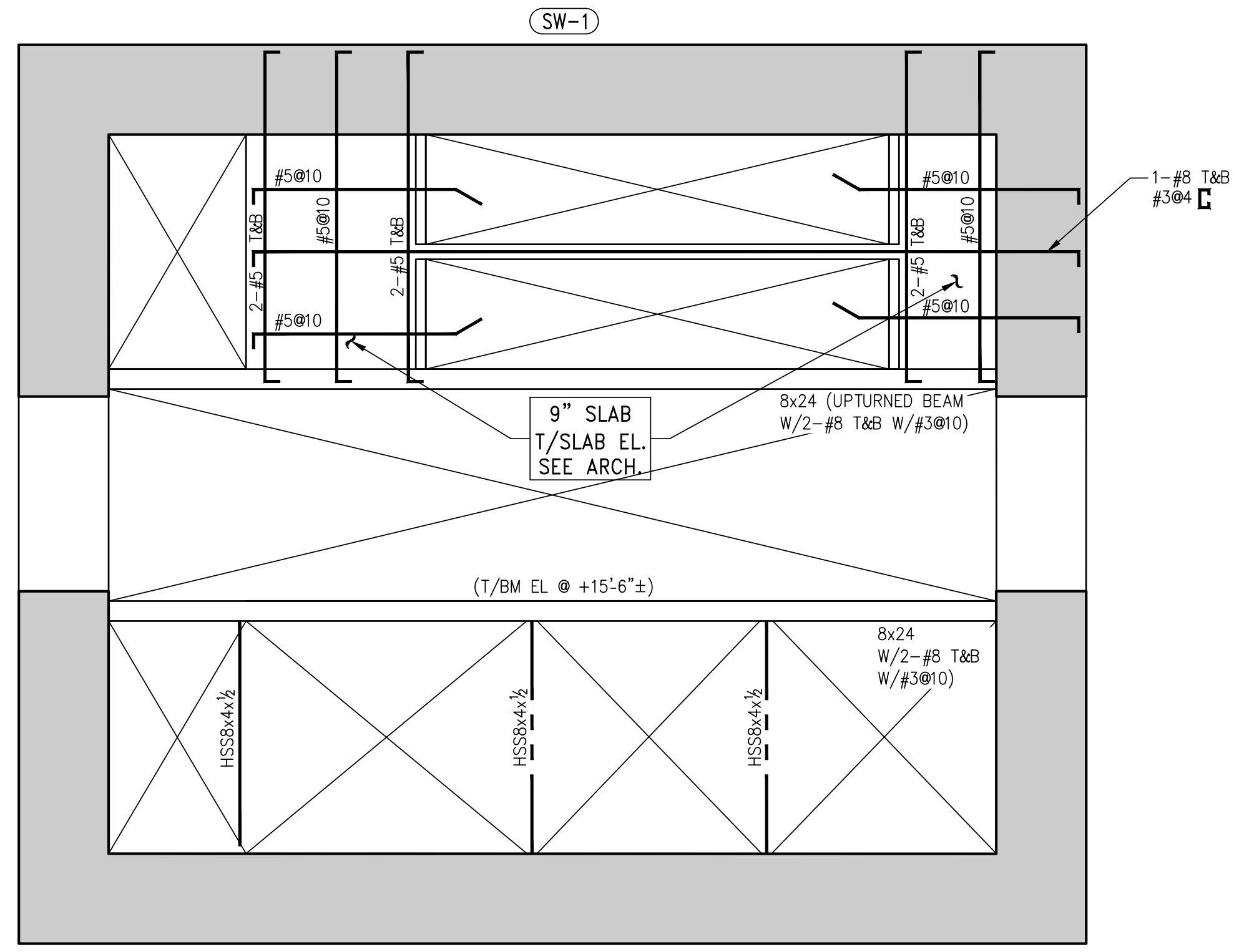
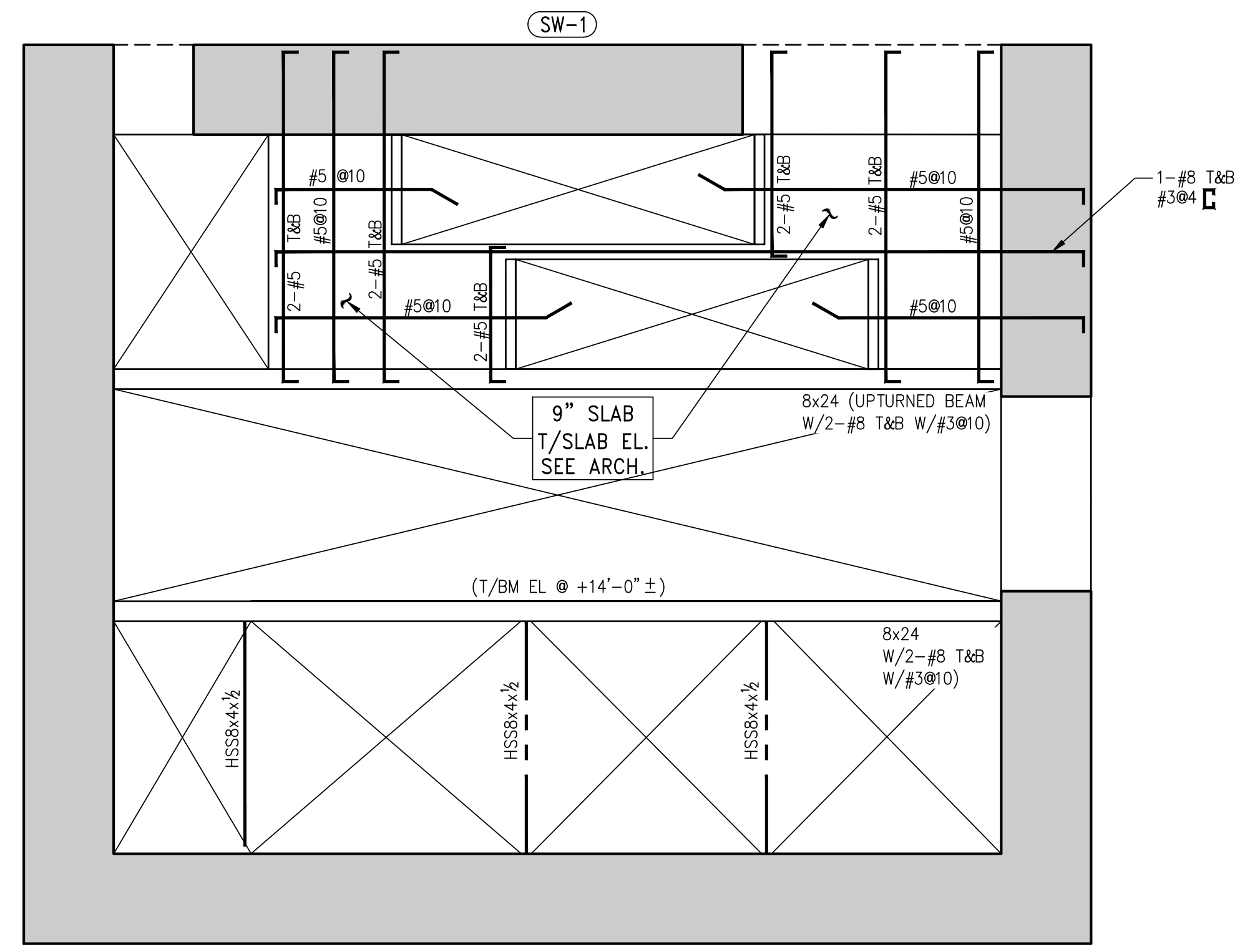
SHEET TITLE:

SHEET NUMBER:
S-980.01



© 2016 RAFAEL VINOLY ARCHITECTS

1 2 3 4 5 6



1 STAIR LANDING ABOVE FOUNDATION AND GROUND FLOOR PART PLAN
SCALE: 1/4" = 1'-0"

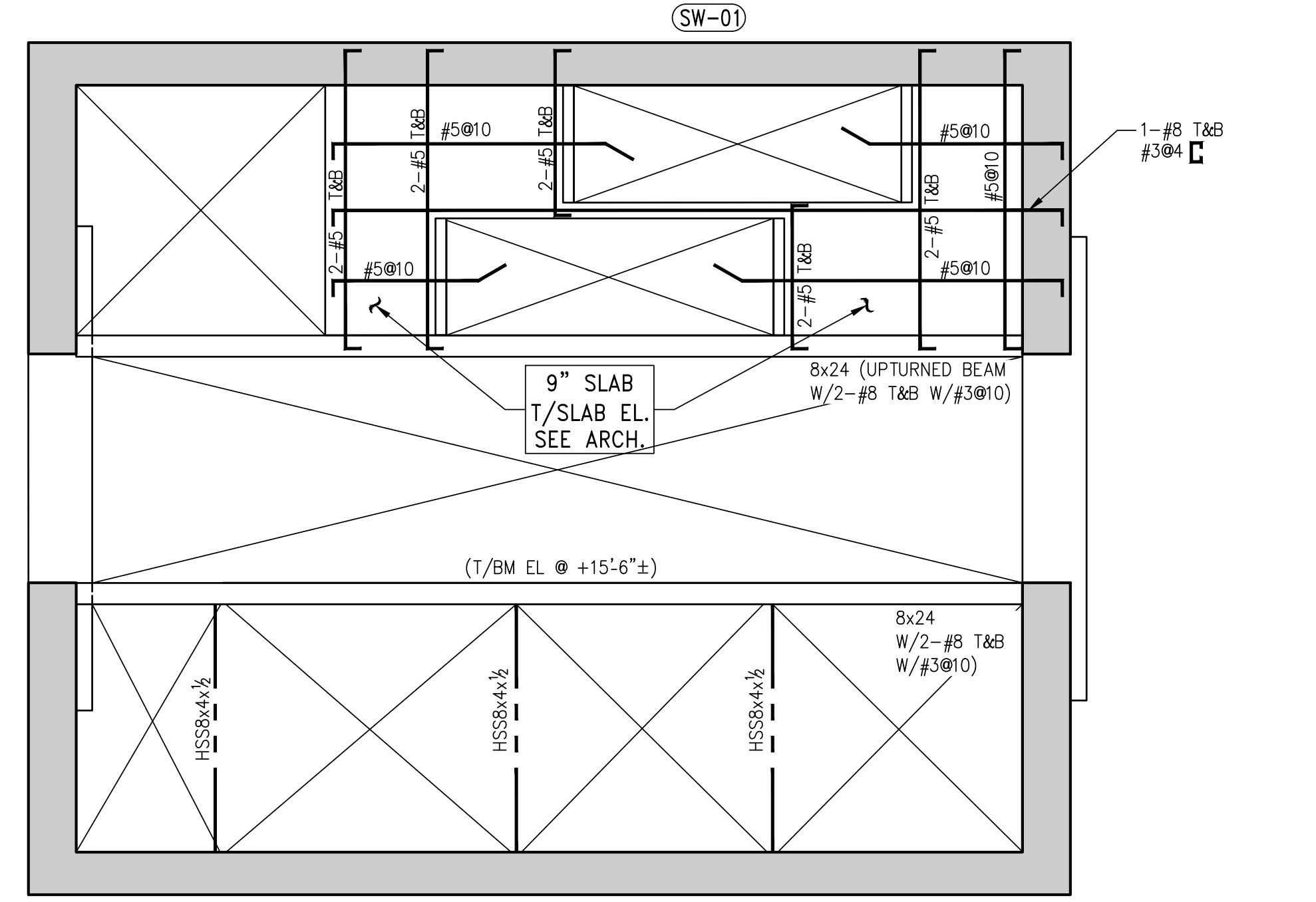
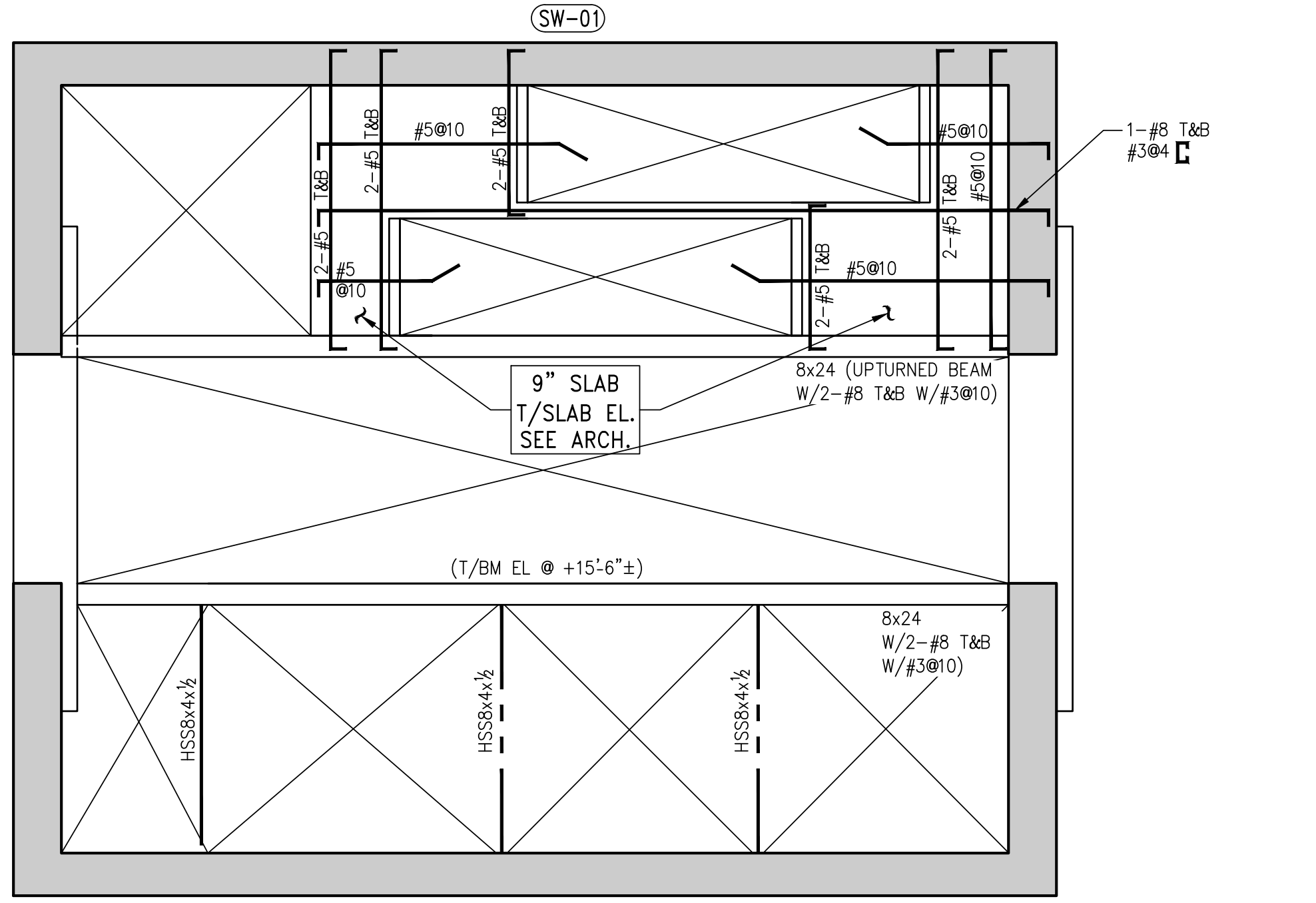
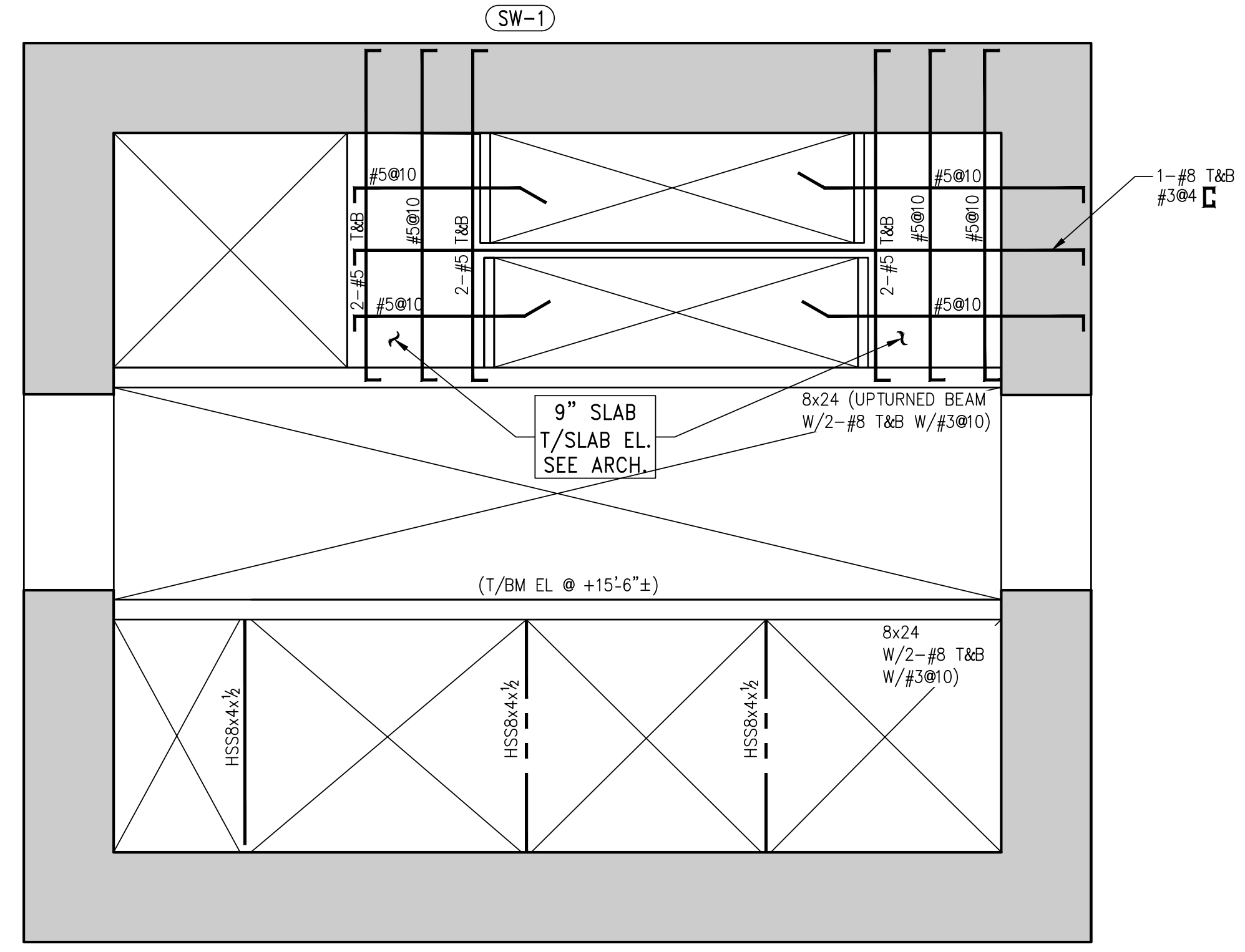
2 STAIR LANDING ABOVE 2ND FLOOR PART PLAN
SCALE: 1/4" = 1'-0"

3 STAIR LANDING ABOVE 3RD FLOOR PART PLAN
SCALE: 1/4" = 1'-0"

NOTES:
1. SEE ARCHITECTURAL DRAWINGS FOR TOP OF SLAB ELEVATION.
2. SLAB TO BE 9" THICK U.O.N. ON PLAN.
3. BOTTOM REINFORCEMENT TO BE #4@12 CONT. E.W. FOR 9" SLAB.

NOTES:
1. SEE ARCHITECTURAL DRAWINGS FOR TOP OF SLAB ELEVATION.
2. SLAB TO BE 9" THICK U.O.N. ON PLAN.
3. BOTTOM REINFORCEMENT TO BE #4@12 CONT. E.W. FOR 9" SLAB.

NOTES:
1. SEE ARCHITECTURAL DRAWINGS FOR TOP OF SLAB ELEVATION.
2. SLAB TO BE 9" THICK U.O.N. ON PLAN.
3. BOTTOM REINFORCEMENT TO BE #4@12 CONT. E.W. FOR 9" SLAB.



4 STAIR LANDING ABOVE 4TH FLOOR PART PLAN
SCALE: 1/4" = 1'-0"

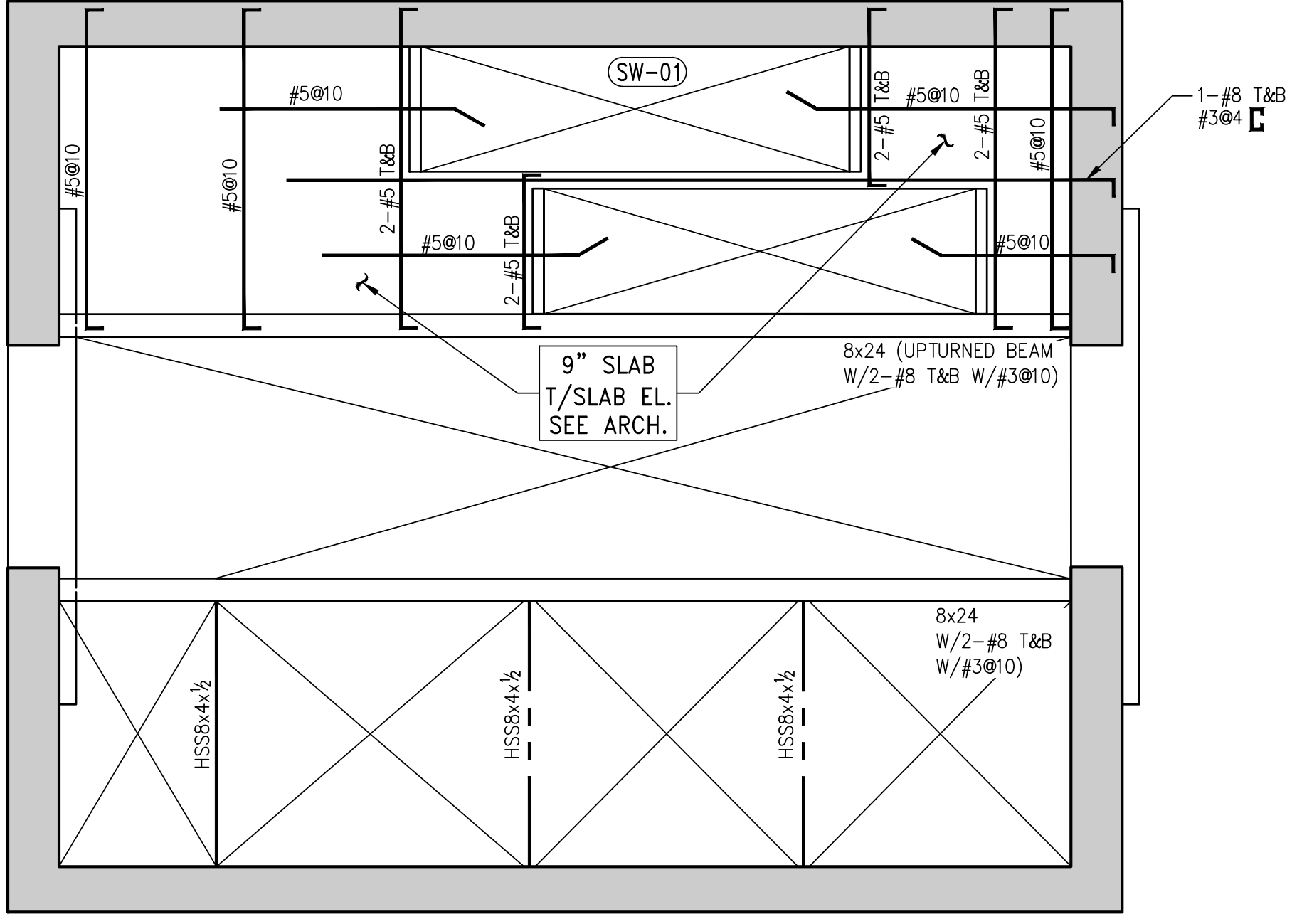
5 STAIR LANDING ABOVE 48TH FLOOR PART PLAN
SCALE: 1/4" = 1'-0"

6 STAIR LANDING ABOVE 49TH FLOOR PART PLAN
SCALE: 1/4" = 1'-0"

NOTES:
1. SEE ARCHITECTURAL DRAWINGS FOR TOP OF SLAB ELEVATION.
2. SLAB TO BE 9" THICK U.O.N. ON PLAN.
3. BOTTOM REINFORCEMENT TO BE #4@12 CONT. E.W. FOR 9" SLAB.

NOTES:
1. SEE ARCHITECTURAL DRAWINGS FOR TOP OF SLAB ELEVATION.
2. SLAB TO BE 9" THICK U.O.N. ON PLAN.
3. BOTTOM REINFORCEMENT TO BE #4@12 CONT. E.W. FOR 9" SLAB.

NOTES:
1. SEE ARCHITECTURAL DRAWINGS FOR TOP OF SLAB ELEVATION.
2. SLAB TO BE 9" THICK U.O.N. ON PLAN.
3. BOTTOM REINFORCEMENT TO BE #4@12 CONT. E.W. FOR 9" SLAB.



7 STAIR LANDING ABOVE 50TH FLOOR PART PLAN
SCALE: 1/4" = 1'-0"

NOTES:
1. SEE ARCHITECTURAL DRAWINGS FOR TOP OF SLAB ELEVATION.
2. SLAB TO BE 9" THICK U.O.N. ON PLAN.
3. BOTTOM REINFORCEMENT TO BE #4@12 CONT. E.W. FOR 9" SLAB.

277
Fifth Avenue
NEW YORK, NY

OWNER:
VICTOR NOMAD LLC

CONSTRUCTION MANAGER:
LEND LEASE
200 PARK AVENUE 9TH FLOOR
NEW YORK, NY 10168
TEL: 212 592 6700

ARCHITECT :
RAFAEL VINOLY ARCHITECTS PC
50 VANDAM STREET
NEW YORK, NY 10013
TEL: 212 924 5060 FAX: 212 924 5858

STRUCTURAL ENGINEER:
WSP PARSONS BRINCKERHOFF
ONE PENN PLAZA, 4TH FLOOR
NEW YORK, NY 10119
TEL: 212 687 9888

MEP/FP/IT ENGINEER:
MGE ENGINEERING
116 WEST 32ND STREET, 12TH FLOOR
NEW YORK, NY 10001
TEL: 212 643 9055

GEOTECH CIVIL ENGINEER:
LANGAN ENGINEERING
300 KIMBALL DRIVE, 4TH FLOOR
PARSIPPANY, NJ 07054
TEL: 973 560 4900

VERTICAL TRANSPORT CONSULTANT:
VAN DEUSEN & ASSOCIATES
120 EAGLE ROCK AVENUE, SUITE 310
EAST HANOVER, NJ 07936
TEL: 973 994 9220

ENCLOSURE CONSULTANT:
VIDARIS, INC
360 PARK AVENUE SOUTH, 15TH FLOOR
NEW YORK, NY 10010
TEL: 212 689 5389

FAÇADE MAINTENANCE CONSULTANT:
ENTEK ENGINEERING LLC
166 AMES STREET
HACKENSACK, NJ 07601
TEL: 201 820 2801

ACOUSTICAL CONSULTANT:
CERAMI & ASSOCIATES
404 FIFTH AVENUE
NEW YORK, NY 10018
TEL: 212 616 4179

LIGHTING CONSULTANT:
ONE LUX STUDIO
158 WEST 29TH STREET, 10TH FLOOR
NEW YORK, NY 10001
TEL: 212 201 5790

SPECIFICATIONS CONSULTANT:
ROBERT SCHWARTZ & ASSOCIATES
589 EIGHTH AVENUE, 17TH FLOOR
NEW YORK, NY 10018
TEL: 212 691 3248

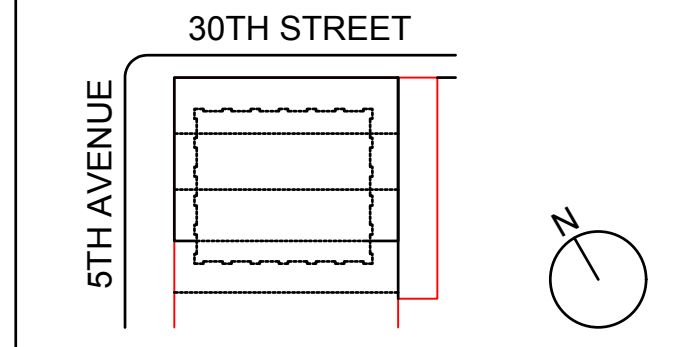
ENERGY MODELING CONSULTANT:
STEVEN WINTER ASSOCIATES, INC
307 SEVENTH AVENUE, SUITE 1701
NEW YORK, NY 10001
TEL: 212 564 5800

INTERIOR DESIGN CONSULTANT:
BEERS INTERIORS
156 5TH AVENUE, PENTHOUSE 2
NEW YORK, NY 10010
TEL: 212 352 2020

NYC DEPT. OF BUILDINGS
PAA #1

ARCHITECT'S SEAL

ISSUE NO.	ISSUE DATE	DESCRIPTION
02/24/2017	PAA #1	



KEY PLAN AND NORTH SIGN
IF THIS DRAWING IS NOT 42" X 30" IT IS A REDUCED PRINT;
REFER TO GRAPHIC SCALE

SCALE 1/4" = 1'-0"

STAIR AT MID-LANDING

SHEET TITLE :

SHEET NUMBER : **S-985.00**

1490153

