



Australian Government

Department of Education and Training

# INTERNATIONAL STUDENT DATA monthly summary

## February 2017

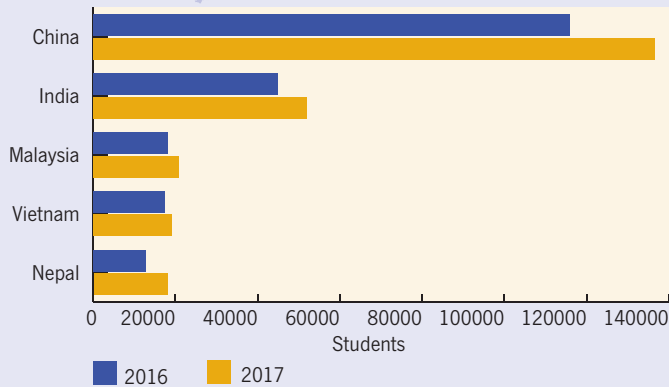
### INTERNATIONAL STUDENT NUMBERS



# 457,243

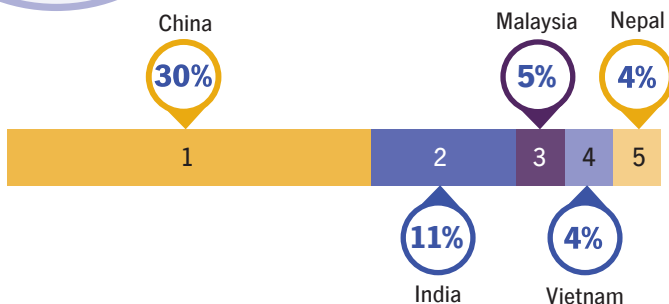
INTERNATIONAL STUDENTS IN AUSTRALIA IN FEBRUARY 2017

THIS IS **14%** MORE STUDENTS THAN IN FEBRUARY 2016



### TOP FIVE NATIONALITIES

**54%** OF INTERNATIONAL STUDENTS ARE FROM THESE TOP FIVE NATIONALITIES



### ENROLMENTS

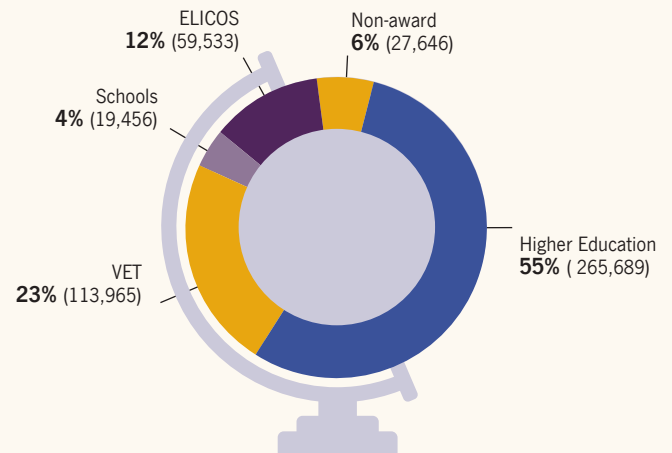


# 486,289

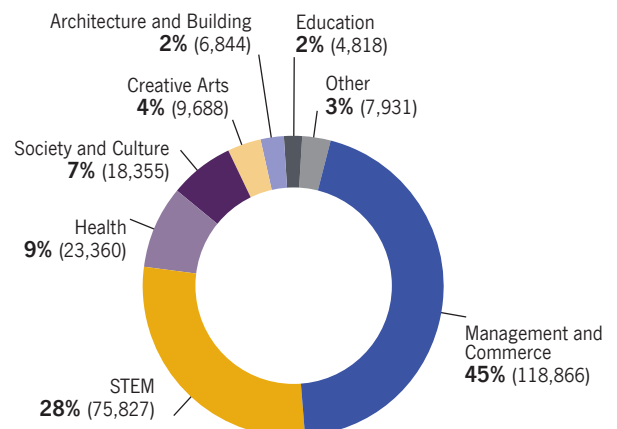
INTERNATIONAL ENROLMENTS IN FEBRUARY 2017

Enrolments show what courses international students are studying in the Higher Education, VET, Schools, English Language Intensive Courses for Overseas Students (ELICOS) and Non-award sectors.

There are more enrolments than students since a student can study in more than one course in one calendar year.



### FIELD OF EDUCATION (HIGHER EDUCATION ENROLMENTS)



37 Australian universities had commenced their first semester in February 2017 (the remainder will in March 2017)